

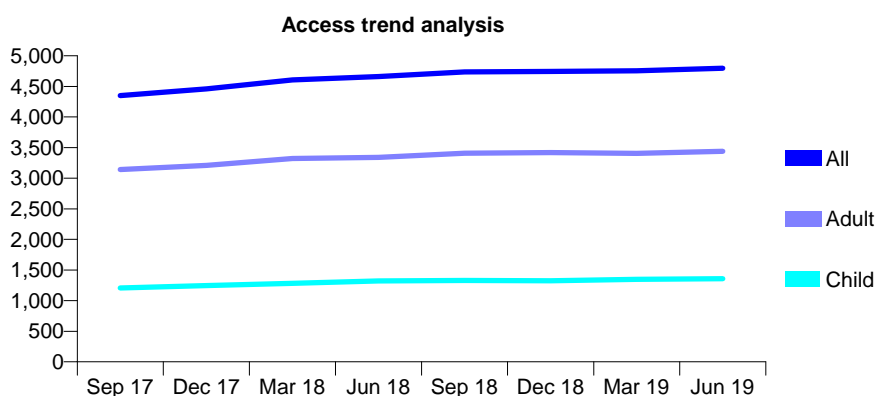
Q55 - Vital Signs At a Glance Contract Report for 100062/0000 - June 2019

Name or company name	MR EG MCDAID
Contract type name	GDS Contract
Purpose of contract	General
Contract start date	01/04/2016
Contract end date	

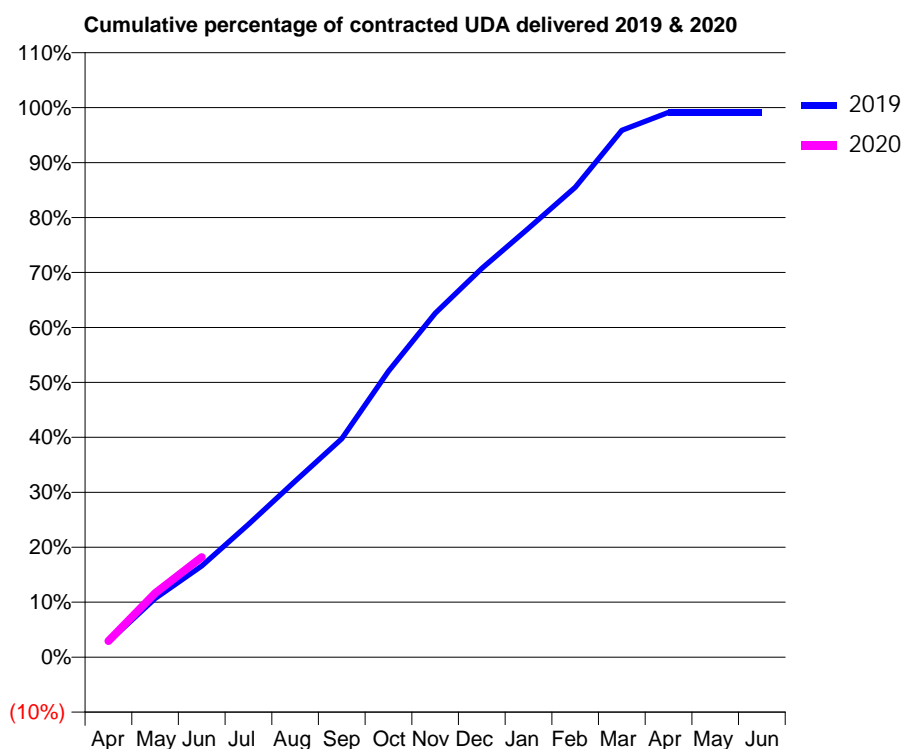
19/20 Contracted general activity (UDA)	15,050
Carry forward general activity (UDA)	0
19/20 Contracted orthodontic activity (UOA)	0
Carry forward orthodontic activity (UOA)	0
Baseline contract value	£410,427.17

ACCESS*

Patients seen in 24 months	Total	Change since previous quarter
Quarter ending June 2018	4,661	
Quarter ending September 2018	4,738	→
Quarter ending December 2018	4,744	→
Quarter ending March 2019	4,755	→
Quarter ending June 2019	4,796	→
Variance since June 2018	2.9%	↑



ACTIVITY



Month	Adjusted Scheduled Activity (UDA)	
	2019	2020
April	421	442
May	1,608	1,751
June	2,495	2,737
July	3,638	
August	4,818	
September	5,984	
October	7,832	
November	9,419	
December	10,646	
January	11,746	
February	12,868	
March	14,426	
April	14,919	
May	14,919	
June	14,919	

QUALITY

	Quantity	Base Number	Contract	AT	Region	England
% of FP17s for the same patient ID Re-attending within 3 months - Children	41	560	7.3%	9.8%	11.2%	11.4%
% of FP17s for the same patient ID Re-attending within 3 months - Adults	140	1,182	11.8%	13.5%	14.8%	15.4%
% of FP17s for the same patient ID Re-attending between 3 & 9 months - Children	405	560	72.3%	63.2%	60.9%	59.8%
% of FP17s for the same patient ID Re-attending between 3 & 9 months - Adults	755	1,182	63.9%	57.2%	53.2%	52.1%
% of FP17s for Band 1 Urgent Courses	106	1,484	7.1%	7.0%	8.3%	9.2%
% of FP17s Relating to Free Repair or Replacements	16	1,484	1.1%	0.7%	0.7%	0.7%
% of FP17s Relating to Continuations	25	1,484	1.7%	1.0%	0.8%	0.8%
% of Patients satisfied with the dentistry they have received	3	3	N/A	92.3%	93.2%	93.4%
% of Patients satisfied with the time they had to wait for an appointment	3	3	N/A	86.3%	88.5%	87.6%

* This is based on patients treated on this contract for their most recent course of treatment. Figures in italics indicate the base number of FP17s or Patient Questionnaire responses are less than 100. N/A is shown where the base number of responses is less than 10 during the period. % is calculated as Quantity/Base number*100

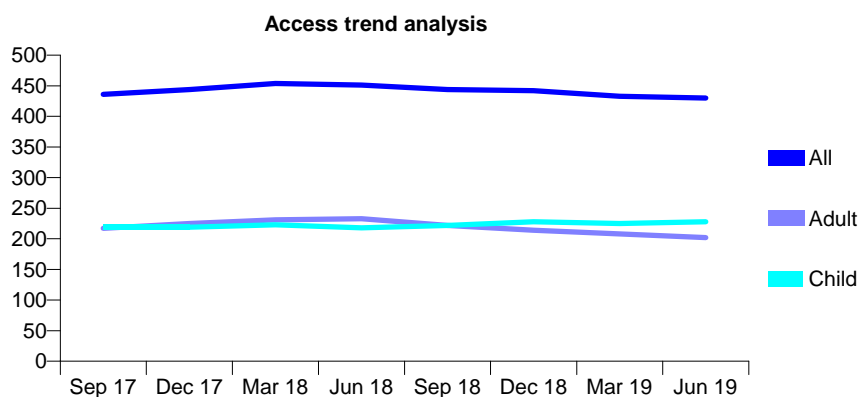
Q55 - Vital Signs At a Glance Contract Report for 100101/0000 - June 2019

Name or company name	Brookview Dental Care
Contract type name	GDS Contract
Purpose of contract	General
Contract start date	01/04/2016
Contract end date	

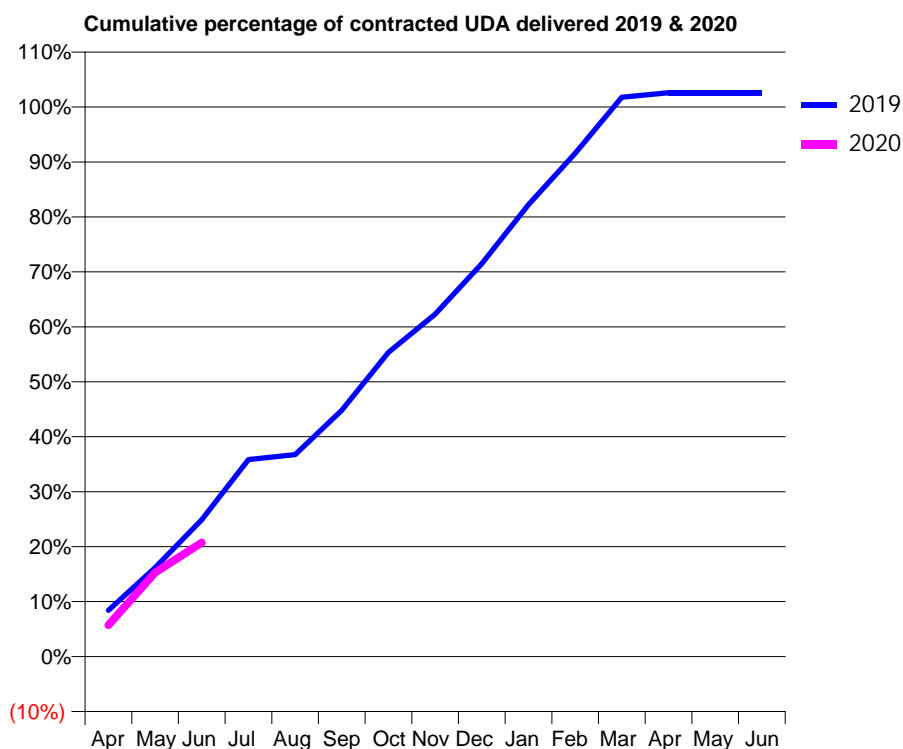
19/20 Contracted general activity (UDA)	1,000
Carry forward general activity (UDA)	0
19/20 Contracted orthodontic activity (UOA)	0
Carry forward orthodontic activity (UOA)	0
Baseline contract value	£30,105.17

ACCESS*

Patients seen in 24 months	Total	Change since previous quarter
Quarter ending June 2018	451	
Quarter ending September 2018	444	↓
Quarter ending December 2018	442	→
Quarter ending March 2019	433	↓
Quarter ending June 2019	430	→
Variance since June 2018	(4.7%)	↓



ACTIVITY



Month	Adjusted Scheduled Activity (UDA)	
	2019	2020
April	84	57
May	162	153
June	249	207
July	359	
August	368	
September	448	
October	554	
November	623	
December	715	
January	822	
February	916	
March	1,018	
April	1,026	
May	1,026	
June	1,026	

QUALITY

	Quantity	Base Number	Contract	AT	Region	England
% of FP17s for the same patient ID Re-attending within 3 months - Children	7	98	7.1%	9.8%	11.2%	11.4%
% of FP17s for the same patient ID Re-attending within 3 months - Adults	13	60	21.7%	13.5%	14.8%	15.4%
% of FP17s for the same patient ID Re-attending between 3 & 9 months - Children	80	98	81.6%	63.2%	60.9%	59.8%
% of FP17s for the same patient ID Re-attending between 3 & 9 months - Adults	40	60	66.7%	57.2%	53.2%	52.1%
% of FP17s for Band 1 Urgent Courses	7	153	4.6%	7.0%	8.3%	9.2%
% of FP17s Relating to Free Repair or Replacements	0	153	0.0%	0.7%	0.7%	0.7%
% of FP17s Relating to Continuations	0	153	0.0%	1.0%	0.8%	0.8%
% of Patients satisfied with the dentistry they have received	0	0	N/A	92.3%	93.2%	93.4%
% of Patients satisfied with the time they had to wait for an appointment	0	0	N/A	86.3%	88.5%	87.6%

* This is based on patients treated on this contract for their most recent course of treatment. Figures in italics indicate the base number of FP17s or Patient Questionnaire responses are less than 100. N/A is shown where the base number of responses is less than 10 during the period. % is calculated as Quantity/Base number*100

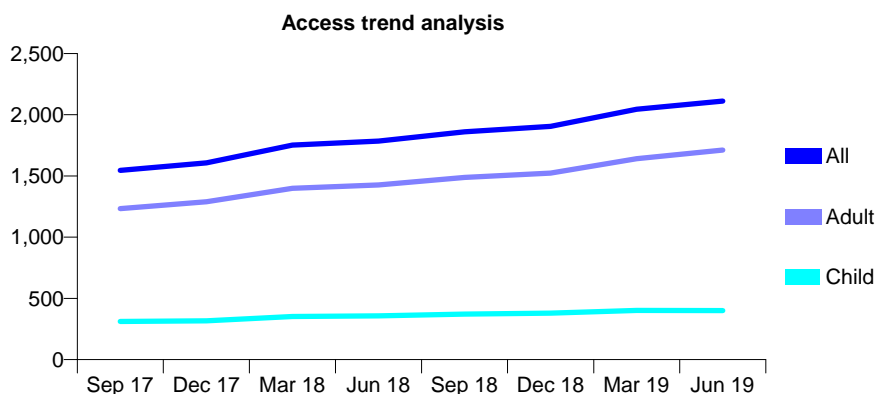
Q55 - Vital Signs At a Glance Contract Report for 100103/0000 - June 2019

Name or company name	Dr H S Thiara, Mrs R K Mattu
Contract type name	GDS Contract
Purpose of contract	General
Contract start date	01/04/2016
Contract end date	

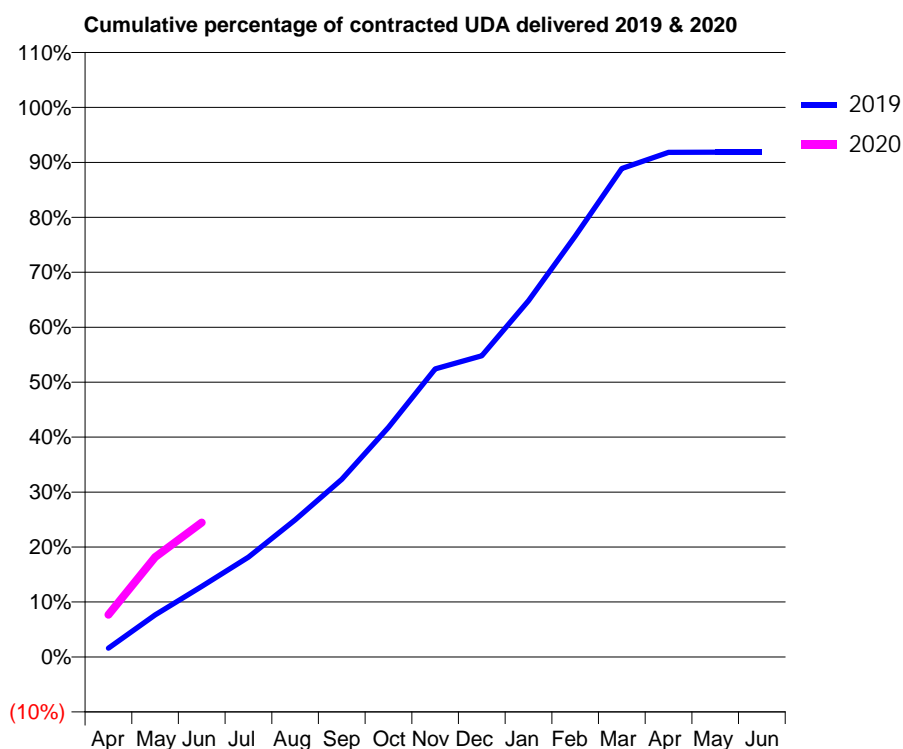
19/20 Contracted general activity (UDA)	5,332
Carry forward general activity (UDA)	0
19/20 Contracted orthodontic activity (UOA)	0
Carry forward orthodontic activity (UOA)	0
Baseline contract value	£213,733.57

ACCESS*

Patients seen in 24 months	Total	Change since previous quarter
Quarter ending June 2018	1,786	
Quarter ending September 2018	1,861	↑
Quarter ending December 2018	1,906	↑
Quarter ending March 2019	2,045	↑
Quarter ending June 2019	2,113	↑
Variance since June 2018	18.3%	↑



ACTIVITY



Month	2019	2020
April	132	410
May	638	968
June	1,071	1,304
July	1,514	
August	2,080	
September	2,693	
October	3,483	
November	4,367	
December	4,567	
January	5,401	
February	6,381	
March	7,405	
April	7,649	
May	7,652	
June	7,652	

QUALITY

	Quantity	Base Number	Contract	AT	Region	England
% of FP17s for the same patient ID Re-attending within 3 months - Children	14	119	11.8%	9.8%	11.2%	11.4%
% of FP17s for the same patient ID Re-attending within 3 months - Adults	176	649	27.1%	13.5%	14.8%	15.4%
% of FP17s for the same patient ID Re-attending between 3 & 9 months - Children	78	119	65.5%	63.2%	60.9%	59.8%
% of FP17s for the same patient ID Re-attending between 3 & 9 months - Adults	297	649	45.8%	57.2%	53.2%	52.1%
% of FP17s for Band 1 Urgent Courses	97	668	14.5%	7.0%	8.3%	9.2%
% of FP17s Relating to Free Repair or Replacements	7	668	1.0%	0.7%	0.7%	0.7%
% of FP17s Relating to Continuations	9	668	1.3%	1.0%	0.8%	0.8%
% of Patients satisfied with the dentistry they have received	2	2	N/A	92.3%	93.2%	93.4%
% of Patients satisfied with the time they had to wait for an appointment	1	2	N/A	86.3%	88.5%	87.6%

* This is based on patients treated on this contract for their most recent course of treatment.

Figures in italics indicate the base number of FP17s or Patient Questionnaire responses are less than 100. N/A is shown where the base number of responses is less than 10 during the period. % is calculated as Quantity/Base number*100

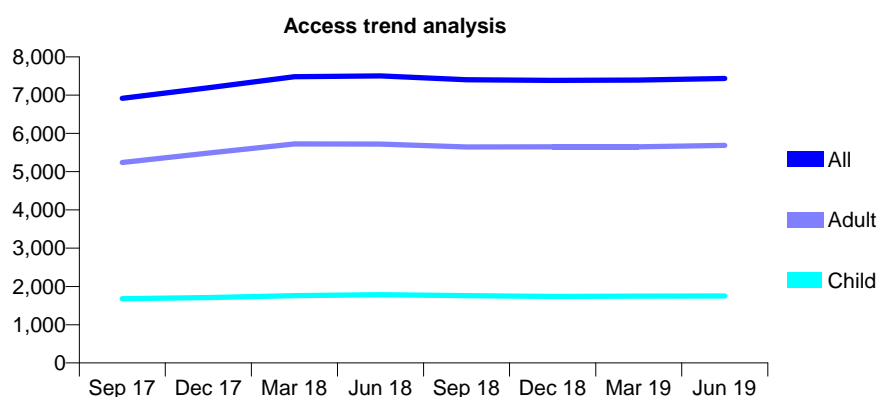
Q55 - Vital Signs At a Glance Contract Report for 100109/0000 - June 2019

Name or company name	Whitecross Dental Care Limited
Contract type name	GDS Contract
Purpose of contract	General
Contract start date	01/04/2016
Contract end date	

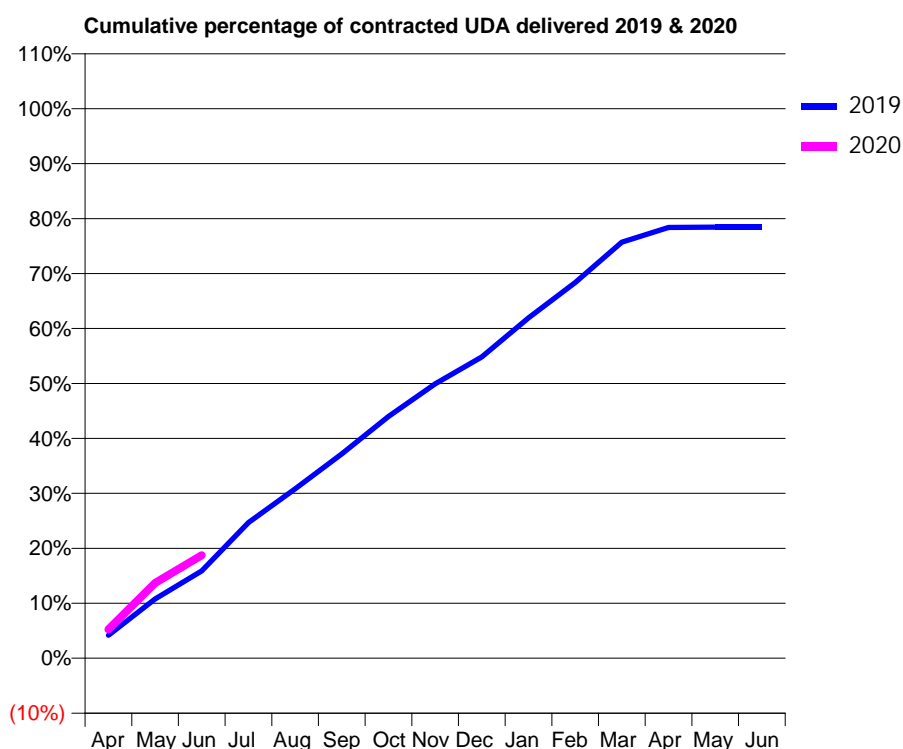
19/20 Contracted general activity (UDA)	20,000
Carry forward general activity (UDA)	0
19/20 Contracted orthodontic activity (UOA)	0
Carry forward orthodontic activity (UOA)	0
Baseline contract value	£512,877.34

ACCESS*

Patients seen in 24 months	Total	Change since previous quarter
Quarter ending June 2018	7,502	
Quarter ending September 2018	7,402	↓
Quarter ending December 2018	7,385	→
Quarter ending March 2019	7,393	→
Quarter ending June 2019	7,437	→
Variance since June 2018	(0.9%)	→



ACTIVITY



Month	2019	2020
April	836	1,051
May	2,156	2,740
June	3,176	3,749
July	4,938	
August	6,165	
September	7,432	
October	8,795	
November	9,988	
December	10,965	
January	12,383	
February	13,676	
March	15,140	
April	15,681	
May	15,687	
June	15,687	

QUALITY

	Quantity	Base Number	Contract	AT	Region	England
% of FP17s for the same patient ID Re-attending within 3 months - Children	30	561	5.3%	9.8%	11.2%	11.4%
% of FP17s for the same patient ID Re-attending within 3 months - Adults	197	1,596	12.3%	13.5%	14.8%	15.4%
% of FP17s for the same patient ID Re-attending between 3 & 9 months - Children	293	561	52.2%	63.2%	60.9%	59.8%
% of FP17s for the same patient ID Re-attending between 3 & 9 months - Adults	603	1,596	37.8%	57.2%	53.2%	52.1%
% of FP17s for Band 1 Urgent Courses	108	1,887	5.7%	7.0%	8.3%	9.2%
% of FP17s Relating to Free Repair or Replacements	18	1,887	1.0%	0.7%	0.7%	0.7%
% of FP17s Relating to Continuations	38	1,887	2.0%	1.0%	0.8%	0.8%
% of Patients satisfied with the dentistry they have received	0	0	N/A	92.3%	93.2%	93.4%
% of Patients satisfied with the time they had to wait for an appointment	0	0	N/A	86.3%	88.5%	87.6%

* This is based on patients treated on this contract for their most recent course of treatment.

Figures in italics indicate the base number of FP17s or Patient Questionnaire responses are less than 100. N/A is shown where the base number of responses is less than 10 during the period. % is calculated as Quantity/Base number*100

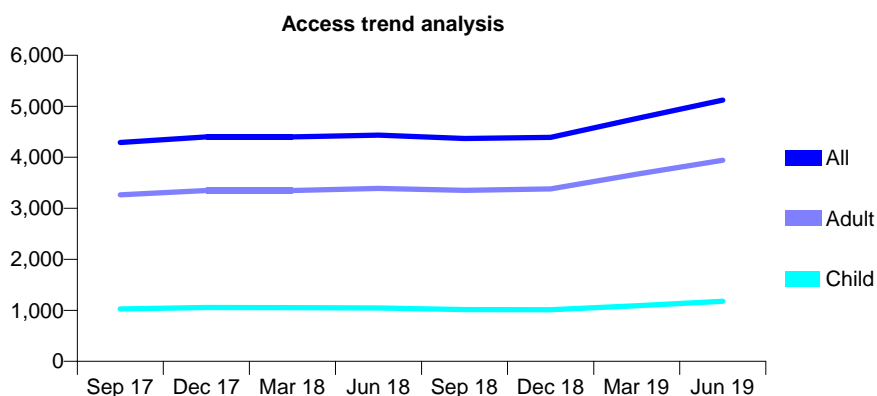
Q55 - Vital Signs At a Glance Contract Report for 100150/0000 - June 2019

Name or company name	Brimington Dental Practice
Contract type name	GDS Contract
Purpose of contract	General and Orthodontic
Contract start date	01/06/2016
Contract end date	

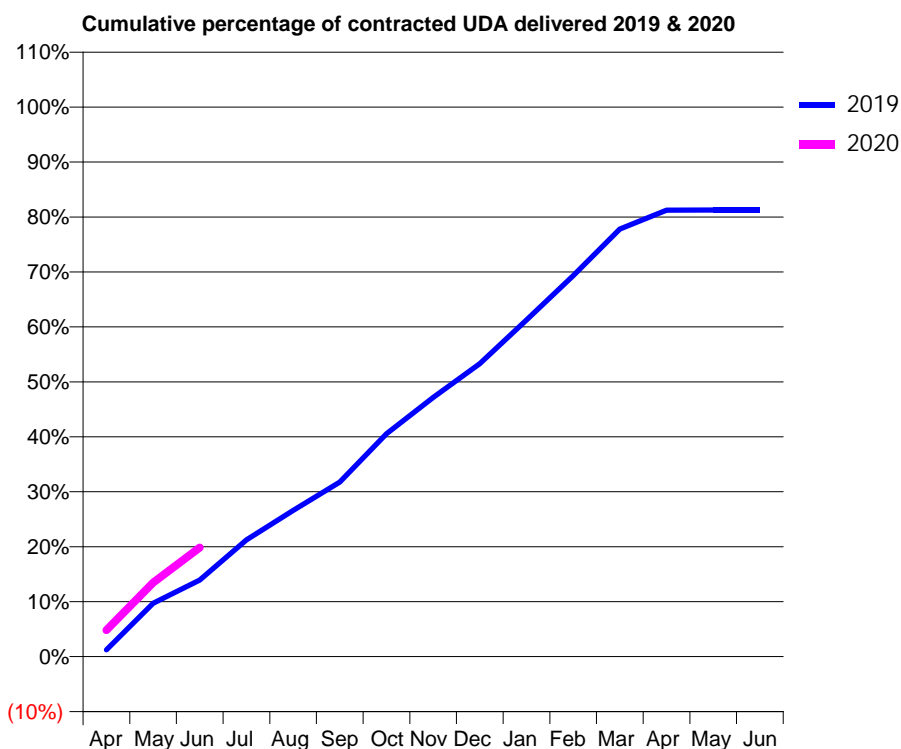
19/20 Contracted general activity (UDA)	19,709
Carry forward general activity (UDA)	0
19/20 Contracted orthodontic activity (UOA)	575
Carry forward orthodontic activity (UOA)	0
Baseline contract value	£591,869.11

ACCESS*

Patients seen in 24 months	Total	Change since previous quarter
Quarter ending June 2018	4,435	
Quarter ending September 2018	4,370	↓
Quarter ending December 2018	4,392	→
Quarter ending March 2019	4,760	↑
Quarter ending June 2019	5,119	↑
Variance since June 2018	15.4%	↑



ACTIVITY



Month	Adjusted Scheduled Activity (UDA)	
	2019	2020
April	253	951
May	1,974	2,659
June	2,831	3,908
July	4,313	
August	5,402	
September	6,446	
October	8,235	
November	9,572	
December	10,818	
January	12,435	
February	14,070	
March	15,793	
April	16,491	
May	16,495	
June	16,495	

QUALITY

	Quantity	Base Number	Contract	AT	Region	England
% of FP17s for the same patient ID Re-attending within 3 months - Children	44	556	7.9%	9.8%	11.2%	11.4%
% of FP17s for the same patient ID Re-attending within 3 months - Adults	222	1,885	11.8%	13.5%	14.8%	15.4%
% of FP17s for the same patient ID Re-attending between 3 & 9 months - Children	310	556	55.8%	63.2%	60.9%	59.8%
% of FP17s for the same patient ID Re-attending between 3 & 9 months - Adults	1,144	1,885	60.7%	57.2%	53.2%	52.1%
% of FP17s for Band 1 Urgent Courses	109	2,084	5.2%	7.0%	8.3%	9.2%
% of FP17s Relating to Free Repair or Replacements	23	2,084	1.1%	0.7%	0.7%	0.7%
% of FP17s Relating to Continuations	23	2,084	1.1%	1.0%	0.8%	0.8%
% of Patients satisfied with the dentistry they have received	7	8	N/A	92.3%	93.2%	93.4%
% of Patients satisfied with the time they had to wait for an appointment	8	8	N/A	86.3%	88.5%	87.6%

* This is based on patients treated on this contract for their most recent course of treatment. Figures in italics indicate the base number of FP17s or Patient Questionnaire responses are less than 100. N/A is shown where the base number of responses is less than 10 during the period. % is calculated as Quantity/Base number*100

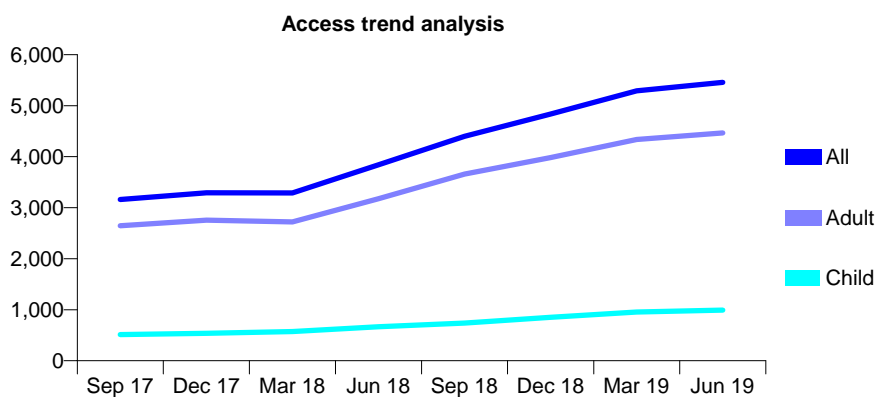
Q55 - Vital Signs At a Glance Contract Report for 100180/0000 - June 2019

Name or company name	Chaddesden Dental Practice
Contract type name	GDS Contract
Purpose of contract	General
Contract start date	01/08/2016
Contract end date	

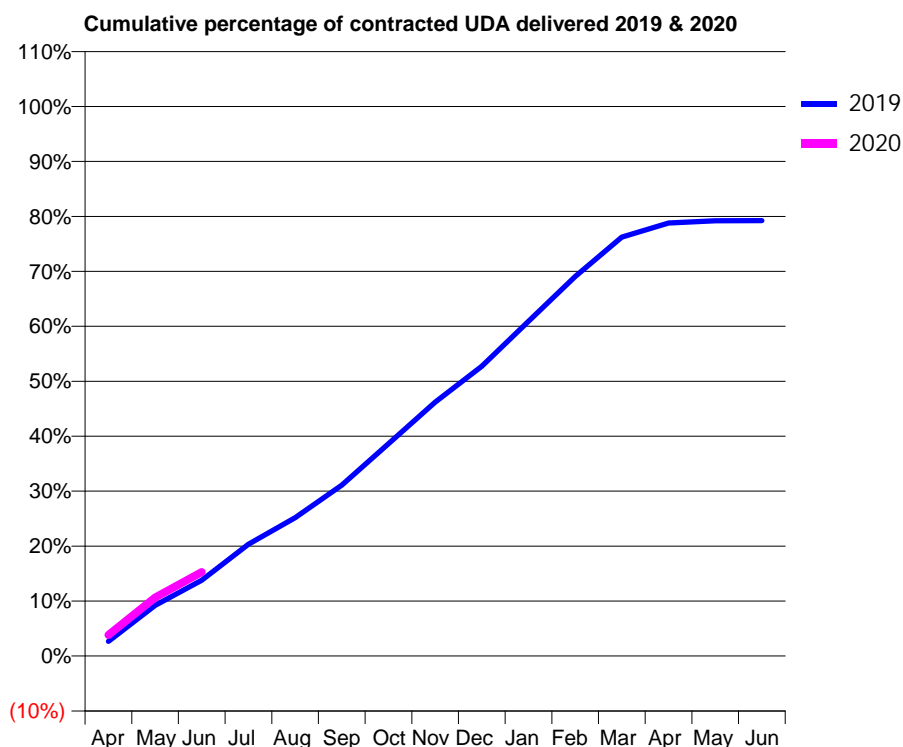
19/20 Contracted general activity (UDA)	21,628
Carry forward general activity (UDA)	0
19/20 Contracted orthodontic activity (UOA)	0
Carry forward orthodontic activity (UOA)	0
Baseline contract value	£568,245.15

ACCESS*

Patients seen in 24 months	Total	Change since previous quarter
Quarter ending June 2018	3,843	
Quarter ending September 2018	4,398	↑
Quarter ending December 2018	4,836	↑
Quarter ending March 2019	5,291	↑
Quarter ending June 2019	5,458	↑
Variance since June 2018	42.0%	↑



ACTIVITY



Month	Adjusted Scheduled Activity (UDA)	
	2019	2020
April	574	832
May	1,989	2,300
June	2,986	3,302
July	4,402	
August	5,447	
September	6,725	
October	8,352	
November	9,998	
December	11,404	
January	13,175	
February	14,936	
March	16,486	
April	17,038	
May	17,131	
June	17,132	

QUALITY

	Quantity	Base Number	Contract	AT	Region	England
% of FP17s for the same patient ID Re-attending within 3 months - Children	56	422	13.3%	9.8%	11.2%	11.4%
% of FP17s for the same patient ID Re-attending within 3 months - Adults	247	1,798	13.7%	13.5%	14.8%	15.4%
% of FP17s for the same patient ID Re-attending between 3 & 9 months - Children	260	422	61.6%	63.2%	60.9%	59.8%
% of FP17s for the same patient ID Re-attending between 3 & 9 months - Adults	1,186	1,798	66.0%	57.2%	53.2%	52.1%
% of FP17s for Band 1 Urgent Courses	98	1,875	5.2%	7.0%	8.3%	9.2%
% of FP17s Relating to Free Repair or Replacements	8	1,875	0.4%	0.7%	0.7%	0.7%
% of FP17s Relating to Continuations	9	1,875	0.5%	1.0%	0.8%	0.8%
% of Patients satisfied with the dentistry they have received	2	2	N/A	92.3%	93.2%	93.4%
% of Patients satisfied with the time they had to wait for an appointment	2	2	N/A	86.3%	88.5%	87.6%

* This is based on patients treated on this contract for their most recent course of treatment. Figures in italics indicate the base number of FP17s or Patient Questionnaire responses are less than 100. N/A is shown where the base number of responses is less than 10 during the period. % is calculated as Quantity/Base number*100

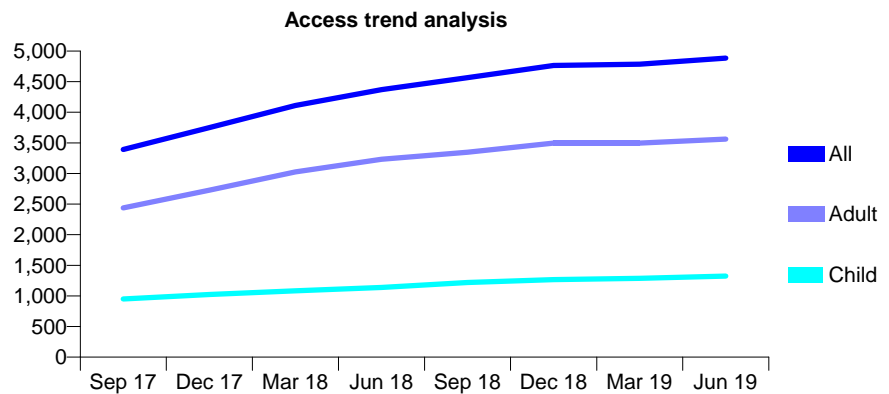
Q55 - Vital Signs At a Glance Contract Report for 100195/0000 - June 2019

Name or company name	TASK B LTD - T/A Dental Perfection
Contract type name	GDS Contract
Purpose of contract	General
Contract start date	01/08/2016
Contract end date	

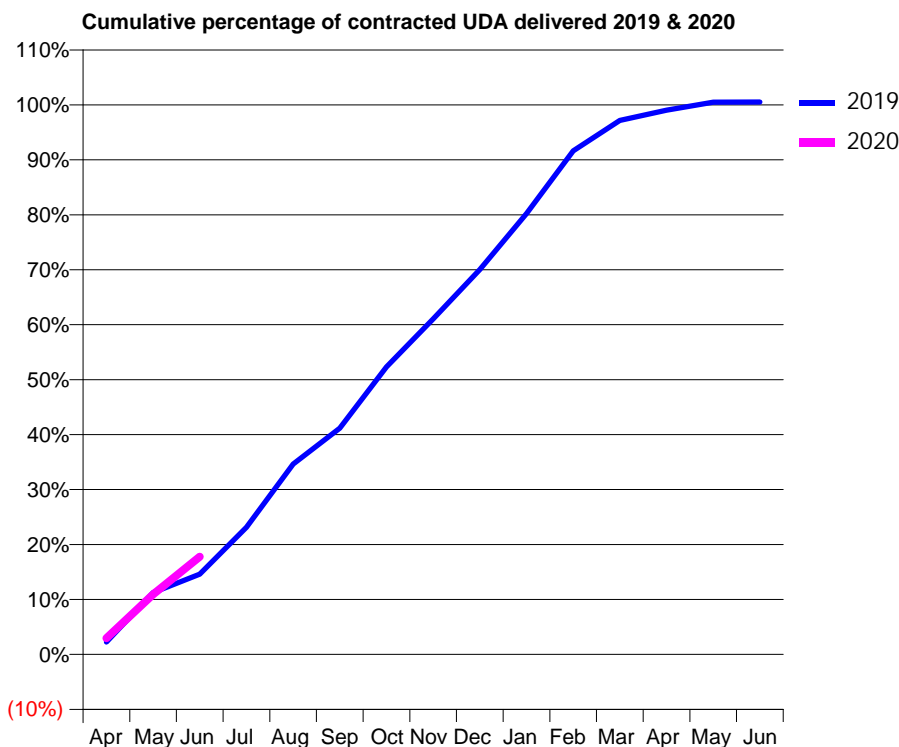
19/20 Contracted general activity (UDA)	10,900
Carry forward general activity (UDA)	0
19/20 Contracted orthodontic activity (UOA)	0
Carry forward orthodontic activity (UOA)	0
Baseline contract value	£247,975.37

ACCESS*

Patients seen in 24 months	Total	Change since previous quarter
Quarter ending June 2018	4,369	
Quarter ending September 2018	4,565	↑
Quarter ending December 2018	4,763	↑
Quarter ending March 2019	4,786	→
Quarter ending June 2019	4,886	↑
Variance since June 2018	11.8%	↑



ACTIVITY



Month	2019	2020
April	246	322
May	1,226	1,192
June	1,592	1,937
July	2,521	
August	3,775	
September	4,489	
October	5,702	
November	6,657	
December	7,632	
January	8,744	
February	9,988	
March	10,591	
April	10,793	
May	10,953	
June	10,958	

QUALITY

	Quantity	Base Number	Contract	AT	Region	England
% of FP17s for the same patient ID Re-attending within 3 months - Children	25	421	5.9%	9.8%	11.2%	11.4%
% of FP17s for the same patient ID Re-attending within 3 months - Adults	79	862	9.2%	13.5%	14.8%	15.4%
% of FP17s for the same patient ID Re-attending between 3 & 9 months - Children	225	421	53.4%	63.2%	60.9%	59.8%
% of FP17s for the same patient ID Re-attending between 3 & 9 months - Adults	407	862	47.2%	57.2%	53.2%	52.1%
% of FP17s for Band 1 Urgent Courses	16	1,028	1.6%	7.0%	8.3%	9.2%
% of FP17s Relating to Free Repair or Replacements	7	1,028	0.7%	0.7%	0.7%	0.7%
% of FP17s Relating to Continuations	17	1,028	1.7%	1.0%	0.8%	0.8%
% of Patients satisfied with the dentistry they have received	1	2	N/A	92.3%	93.2%	93.4%
% of Patients satisfied with the time they had to wait for an appointment	0	2	N/A	86.3%	88.5%	87.6%

* This is based on patients treated on this contract for their most recent course of treatment. Figures in italics indicate the base number of FP17s or Patient Questionnaire responses are less than 100. N/A is shown where the base number of responses is less than 10 during the period. % is calculated as Quantity/Base number*100

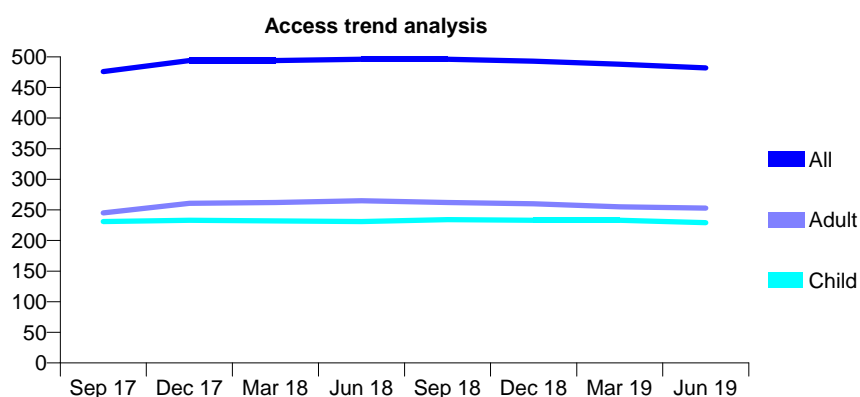
Q55 - Vital Signs At a Glance Contract Report for 100196/0000 - June 2019

Name or company name	Impressions Dental Care (Nottingham) Limi
Contract type name	GDS Contract
Purpose of contract	General
Contract start date	01/08/2016
Contract end date	

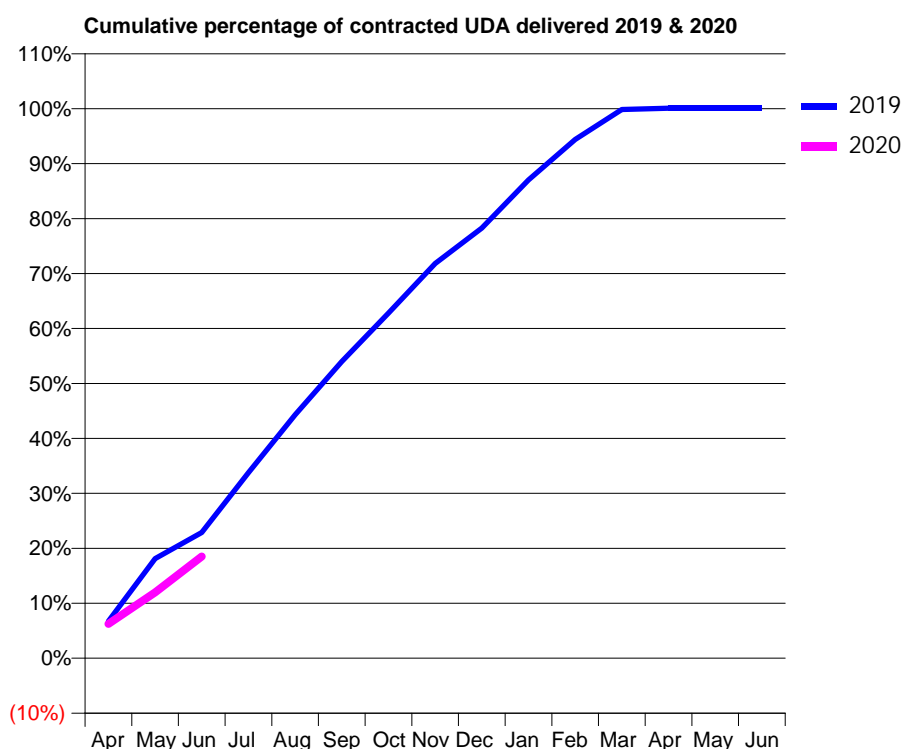
19/20 Contracted general activity (UDA)	1,354
Carry forward general activity (UDA)	0
19/20 Contracted orthodontic activity (UOA)	0
Carry forward orthodontic activity (UOA)	0
Baseline contract value	£33,354.33

ACCESS*

Patients seen in 24 months	Total	Change since previous quarter
Quarter ending June 2018	496	
Quarter ending September 2018	496	→
Quarter ending December 2018	493	→
Quarter ending March 2019	488	↓
Quarter ending June 2019	482	↓
Variance since June 2018	(2.8%)	↓



ACTIVITY



Adjusted Scheduled Activity (UDA)		
Month	2019	2020
April	91	85
May	246	162
June	310	250
July	457	
August	600	
September	731	
October	851	
November	973	
December	1,060	
January	1,178	
February	1,278	
March	1,352	
April	1,355	
May	1,355	
June	1,355	

QUALITY

	Quantity	Base Number	Contract	AT	Region	England
% of FP17s for the same patient ID Re-attending within 3 months - Children	4	87	4.6%	9.8%	11.2%	11.4%
% of FP17s for the same patient ID Re-attending within 3 months - Adults	8	76	10.5%	13.5%	14.8%	15.4%
% of FP17s for the same patient ID Re-attending between 3 & 9 months - Children	60	87	69.0%	63.2%	60.9%	59.8%
% of FP17s for the same patient ID Re-attending between 3 & 9 months - Adults	55	76	72.4%	57.2%	53.2%	52.1%
% of FP17s for Band 1 Urgent Courses	7	160	4.4%	7.0%	8.3%	9.2%
% of FP17s Relating to Free Repair or Replacements	1	160	0.6%	0.7%	0.7%	0.7%
% of FP17s Relating to Continuations	0	160	0.0%	1.0%	0.8%	0.8%
% of Patients satisfied with the dentistry they have received	0	0	N/A	92.3%	93.2%	93.4%
% of Patients satisfied with the time they had to wait for an appointment	0	0	N/A	86.3%	88.5%	87.6%

* This is based on patients treated on this contract for their most recent course of treatment.

Figures in italics indicate the base number of FP17s or Patient Questionnaire responses are less than 100. N/A is shown where the base number of responses is less than 10 during the period. % is calculated as Quantity/Base number*100

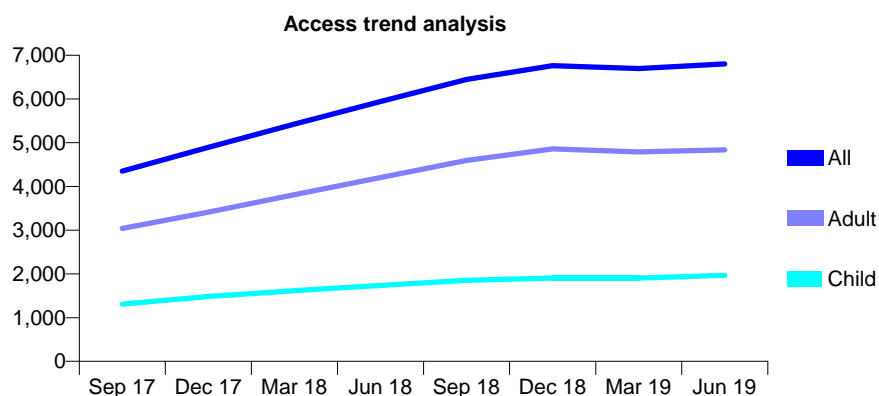
Q55 - Vital Signs At a Glance Contract Report for 100205/0000 - June 2019

Name or company name	Family Medical Centre (Green//Hanji)
Contract type name	GDS Contract
Purpose of contract	General
Contract start date	01/08/2016
Contract end date	

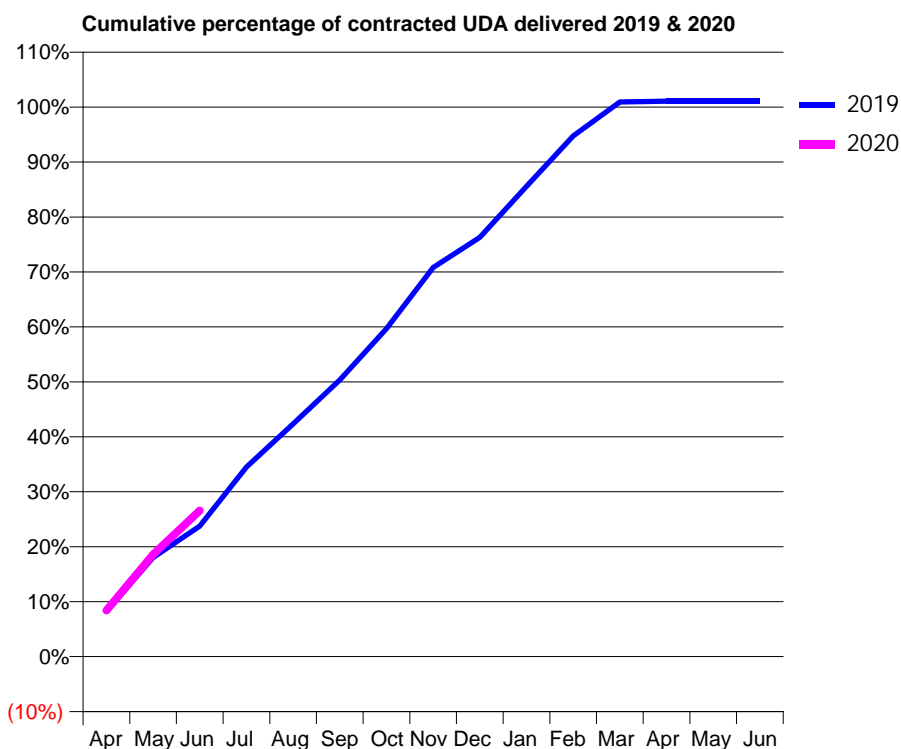
19/20 Contracted general activity (UDA)	21,057
Carry forward general activity (UDA)	0
19/20 Contracted orthodontic activity (UOA)	0
Carry forward orthodontic activity (UOA)	0
Baseline contract value	£594,518.35

ACCESS*

Patients seen in 24 months	Total	Change since previous quarter
Quarter ending June 2018	5,943	
Quarter ending September 2018	6,447	↑
Quarter ending December 2018	6,764	↑
Quarter ending March 2019	6,695	↓
Quarter ending June 2019	6,802	→
Variance since June 2018	14.5%	↑



ACTIVITY



Month	Adjusted Scheduled Activity (UDA)	
	2019	2020
April	2,150	1,768
May	4,703	3,918
June	6,187	5,598
July	8,986	
August	11,040	
September	13,118	
October	15,549	
November	18,446	
December	19,876	
January	22,296	
February	24,689	
March	26,292	
April	26,336	
May	26,335	
June	26,336	

QUALITY

	Quantity	Base Number	Contract	AT	Region	England
% of FP17s for the same patient ID Re-attending within 3 months - Children	63	653	9.6%	9.8%	11.2%	11.4%
% of FP17s for the same patient ID Re-attending within 3 months - Adults	139	1,242	11.2%	13.5%	14.8%	15.4%
% of FP17s for the same patient ID Re-attending between 3 & 9 months - Children	329	653	50.4%	63.2%	60.9%	59.8%
% of FP17s for the same patient ID Re-attending between 3 & 9 months - Adults	570	1,242	45.9%	57.2%	53.2%	52.1%
% of FP17s for Band 1 Urgent Courses	125	1,883	6.6%	7.0%	8.3%	9.2%
% of FP17s Relating to Free Repair or Replacements	12	1,883	0.6%	0.7%	0.7%	0.7%
% of FP17s Relating to Continuations	11	1,883	0.6%	1.0%	0.8%	0.8%
% of Patients satisfied with the dentistry they have received	1	1	N/A	92.3%	93.2%	93.4%
% of Patients satisfied with the time they had to wait for an appointment	1	1	N/A	86.3%	88.5%	87.6%

* This is based on patients treated on this contract for their most recent course of treatment. Figures in italics indicate the base number of FP17s or Patient Questionnaire responses are less than 100. N/A is shown where the base number of responses is less than 10 during the period. % is calculated as Quantity/Base number*100

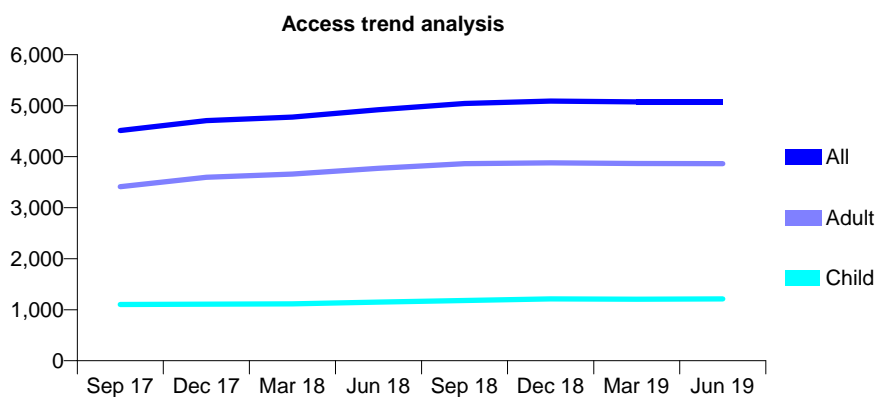
Q55 - Vital Signs At a Glance Contract Report for 100211/0000 - June 2019

Name or company name	Rivergreen Dental Practice
Contract type name	GDS Contract
Purpose of contract	General
Contract start date	01/09/2016
Contract end date	

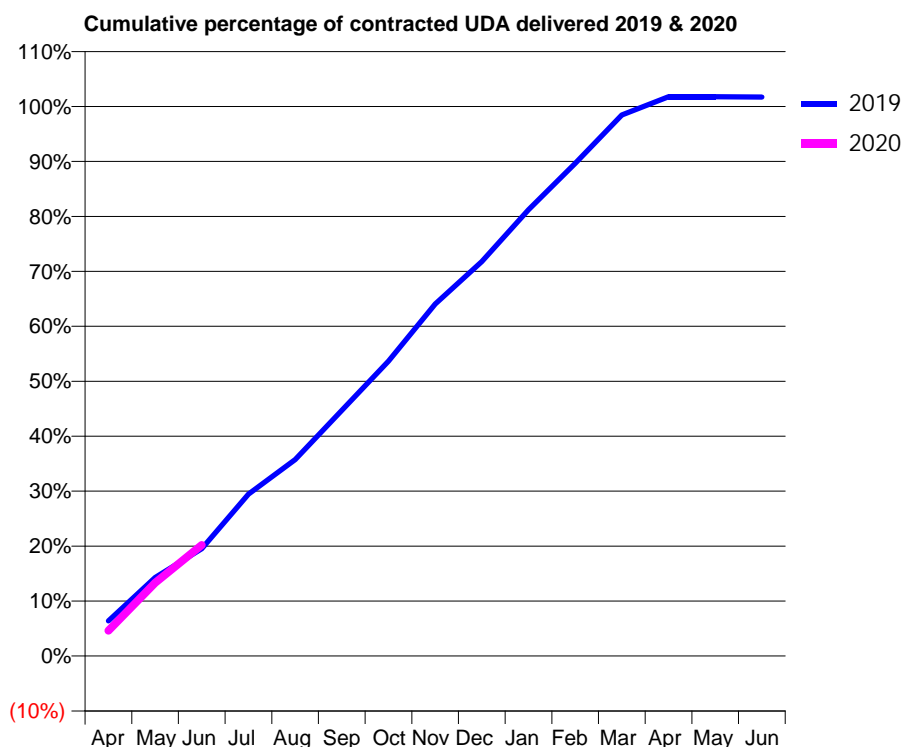
19/20 Contracted general activity (UDA)	14,929
Carry forward general activity (UDA)	0
19/20 Contracted orthodontic activity (UOA)	0
Carry forward orthodontic activity (UOA)	0
Baseline contract value	£395,880.74

ACCESS*

Patients seen in 24 months	Total	Change since previous quarter
Quarter ending June 2018	4,921	
Quarter ending September 2018	5,043	↑
Quarter ending December 2018	5,090	→
Quarter ending March 2019	5,076	→
Quarter ending June 2019	5,077	→
Variance since June 2018	3.2%	↑



ACTIVITY



Month	Adjusted Scheduled Activity (UDA)	
	2019	2020
April	954	689
May	2,132	1,989
June	2,914	3,016
July	4,401	
August	5,339	
September	6,671	
October	8,012	
November	9,563	
December	10,716	
January	12,124	
February	13,383	
March	14,696	
April	15,191	
May	15,191	
June	15,187	

QUALITY

	Quantity	Base Number	Contract	AT	Region	England
% of FP17s for the same patient ID Re-attending within 3 months - Children	22	401	5.5%	9.8%	11.2%	11.4%
% of FP17s for the same patient ID Re-attending within 3 months - Adults	164	1,251	13.1%	13.5%	14.8%	15.4%
% of FP17s for the same patient ID Re-attending between 3 & 9 months - Children	214	401	53.4%	63.2%	60.9%	59.8%
% of FP17s for the same patient ID Re-attending between 3 & 9 months - Adults	729	1,251	58.3%	57.2%	53.2%	52.1%
% of FP17s for Band 1 Urgent Courses	70	1,422	4.9%	7.0%	8.3%	9.2%
% of FP17s Relating to Free Repair or Replacements	35	1,422	2.5%	0.7%	0.7%	0.7%
% of FP17s Relating to Continuations	5	1,422	0.4%	1.0%	0.8%	0.8%
% of Patients satisfied with the dentistry they have received	3	4	N/A	92.3%	93.2%	93.4%
% of Patients satisfied with the time they had to wait for an appointment	3	4	N/A	86.3%	88.5%	87.6%

* This is based on patients treated on this contract for their most recent course of treatment. Figures in italics indicate the base number of FP17s or Patient Questionnaire responses are less than 100. N/A is shown where the base number of responses is less than 10 during the period. % is calculated as Quantity/Base number*100

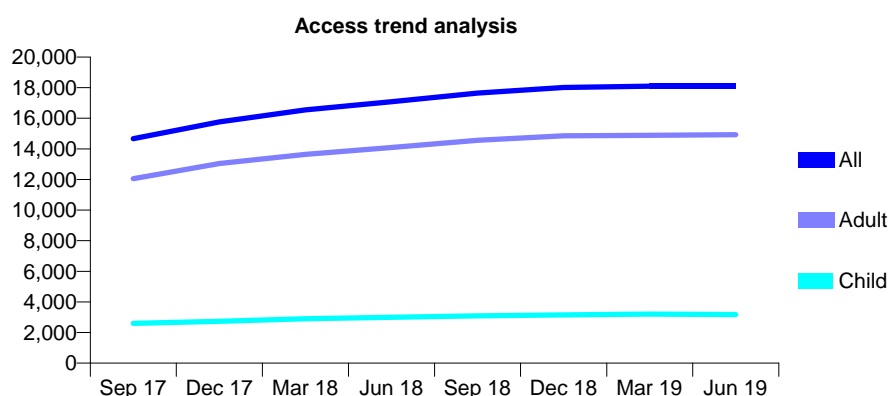
Q55 - Vital Signs At a Glance Contract Report for 100236/0000 - June 2019

Name or company name	AJ Moore & Associates
Contract type name	GDS Contract
Purpose of contract	General
Contract start date	01/12/2016
Contract end date	

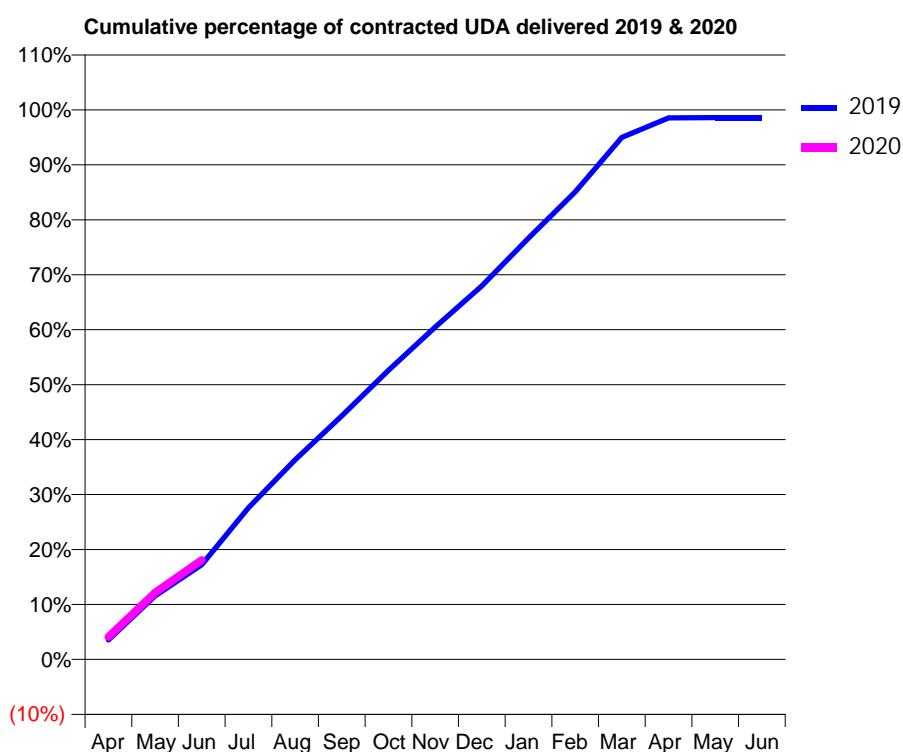
19/20 Contracted general activity (UDA)	56,787
Carry forward general activity (UDA)	0
19/20 Contracted orthodontic activity (UOA)	0
Carry forward orthodontic activity (UOA)	0
Baseline contract value	£1,488,222.91

ACCESS*

Patients seen in 24 months	Total	Change since previous quarter
Quarter ending June 2018	17,081	
Quarter ending September 2018	17,645	↑
Quarter ending December 2018	18,005	↑
Quarter ending March 2019	18,092	→
Quarter ending June 2019	18,100	→
Variance since June 2018	6.0%	↑



ACTIVITY



Month	Adjusted Scheduled Activity (UDA)	
	2019	2020
April	1,977	2,329
May	6,447	6,915
June	9,589	10,264
July	15,340	
August	20,196	
September	24,637	
October	29,241	
November	33,618	
December	37,783	
January	42,617	
February	47,291	
March	52,789	
April	54,775	
May	54,795	
June	54,799	

QUALITY

	Quantity	Base Number	Contract	AT	Region	England
% of FP17s for the same patient ID Re-attending within 3 months - Children	83	1,249	6.6%	9.8%	11.2%	11.4%
% of FP17s for the same patient ID Re-attending within 3 months - Adults	681	5,685	12.0%	13.5%	14.8%	15.4%
% of FP17s for the same patient ID Re-attending between 3 & 9 months - Children	864	1,249	69.2%	63.2%	60.9%	59.8%
% of FP17s for the same patient ID Re-attending between 3 & 9 months - Adults	3,907	5,685	68.7%	57.2%	53.2%	52.1%
% of FP17s for Band 1 Urgent Courses	261	5,753	4.5%	7.0%	8.3%	9.2%
% of FP17s Relating to Free Repair or Replacements	80	5,753	1.4%	0.7%	0.7%	0.7%
% of FP17s Relating to Continuations	88	5,753	1.5%	1.0%	0.8%	0.8%
% of Patients satisfied with the dentistry they have received	12	12	100.0%	92.3%	93.2%	93.4%
% of Patients satisfied with the time they had to wait for an appointment	12	12	100.0%	86.3%	88.5%	87.6%

* This is based on patients treated on this contract for their most recent course of treatment. Figures in italics indicate the base number of FP17s or Patient Questionnaire responses are less than 100. N/A is shown where the base number of responses is less than 10 during the period. % is calculated as Quantity/Base number*100

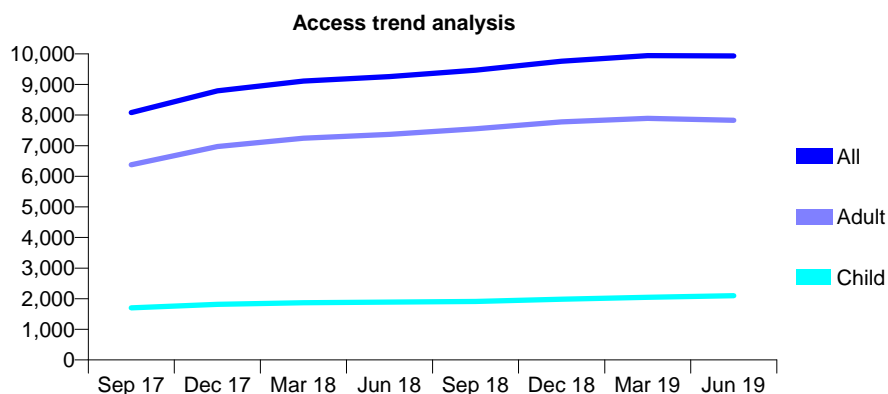
Q55 - Vital Signs At a Glance Contract Report for 100238/0000 - June 2019

Name or company name	Heanor Dental Practice
Contract type name	GDS Contract
Purpose of contract	General
Contract start date	01/12/2016
Contract end date	

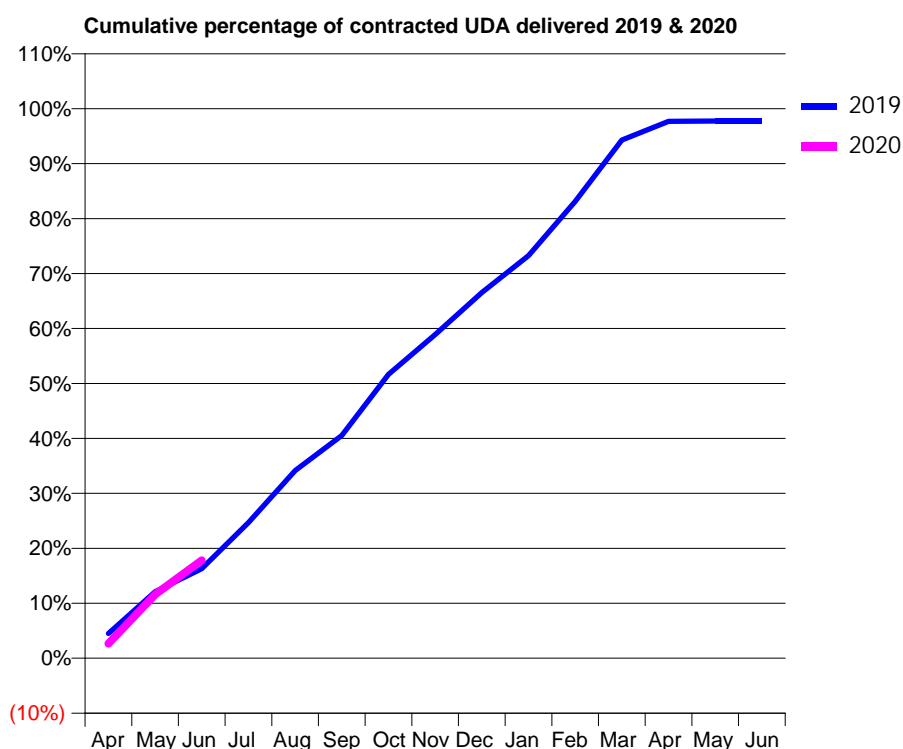
19/20 Contracted general activity (UDA)	25,773
Carry forward general activity (UDA)	0
19/20 Contracted orthodontic activity (UOA)	0
Carry forward orthodontic activity (UOA)	0
Baseline contract value	£791,990.23

ACCESS*

Patients seen in 24 months	Total	Change since previous quarter
Quarter ending June 2018	9,259	
Quarter ending September 2018	9,467	↑
Quarter ending December 2018	9,760	↑
Quarter ending March 2019	9,940	→
Quarter ending June 2019	9,931	→
Variance since June 2018	7.3%	↑



ACTIVITY



Month	2019	2020
April	1,163	690
May	3,120	2,991
June	4,202	4,588
July	6,363	
August	8,803	
September	10,450	
October	13,311	
November	15,184	
December	17,148	
January	18,879	
February	21,423	
March	24,303	
April	25,179	
May	25,191	
June	25,196	

QUALITY

	Quantity	Base Number	Contract	AT	Region	England
% of FP17s for the same patient ID Re-attending within 3 months - Children	53	753	7.0%	9.8%	11.2%	11.4%
% of FP17s for the same patient ID Re-attending within 3 months - Adults	312	2,554	12.2%	13.5%	14.8%	15.4%
% of FP17s for the same patient ID Re-attending between 3 & 9 months - Children	456	753	60.6%	63.2%	60.9%	59.8%
% of FP17s for the same patient ID Re-attending between 3 & 9 months - Adults	1,512	2,554	59.2%	57.2%	53.2%	52.1%
% of FP17s for Band 1 Urgent Courses	148	2,804	5.3%	7.0%	8.3%	9.2%
% of FP17s Relating to Free Repair or Replacements	26	2,804	0.9%	0.7%	0.7%	0.7%
% of FP17s Relating to Continuations	23	2,804	0.8%	1.0%	0.8%	0.8%
% of Patients satisfied with the dentistry they have received	3	3	N/A	92.3%	93.2%	93.4%
% of Patients satisfied with the time they had to wait for an appointment	2	3	N/A	86.3%	88.5%	87.6%

* This is based on patients treated on this contract for their most recent course of treatment. Figures in italics indicate the base number of FP17s or Patient Questionnaire responses are less than 100. N/A is shown where the base number of responses is less than 10 during the period. % is calculated as Quantity/Base number*100

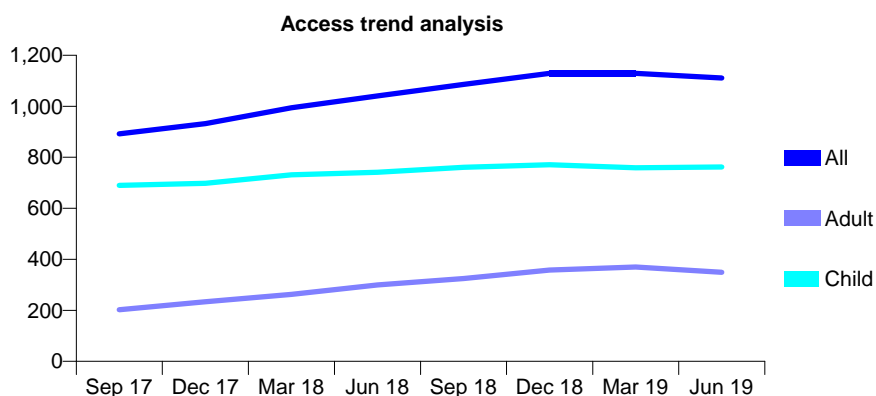
Q55 - Vital Signs At a Glance Contract Report for 100271/0000 - June 2019

Name or company name	Peterson, Carr & Towleron
Contract type name	GDS Contract
Purpose of contract	General
Contract start date	01/01/2017
Contract end date	

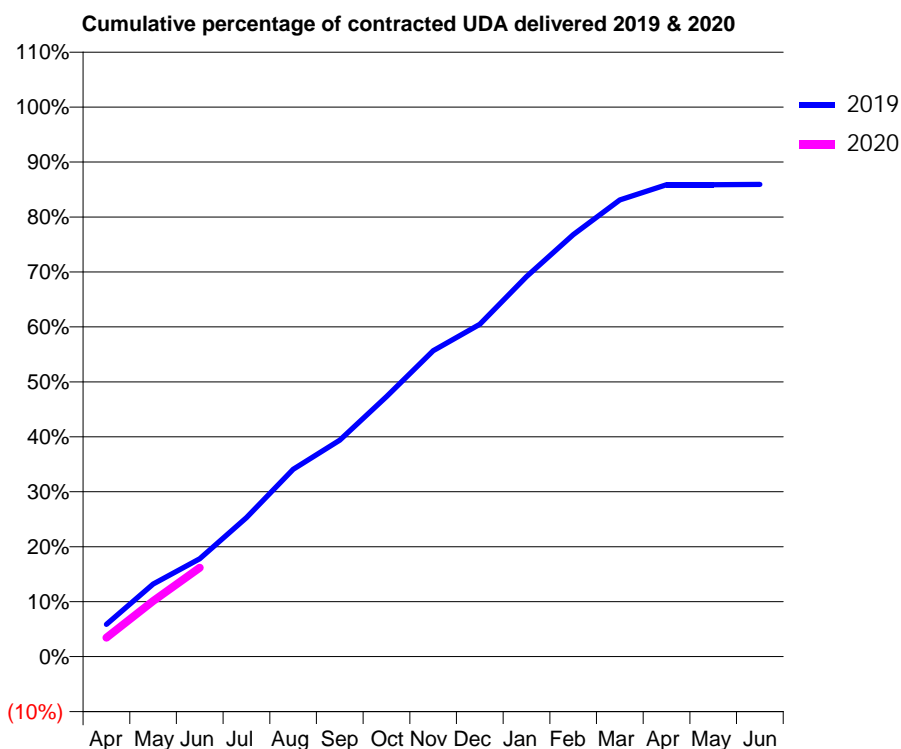
19/20 Contracted general activity (UDA)	3,100
Carry forward general activity (UDA)	0
19/20 Contracted orthodontic activity (UOA)	0
Carry forward orthodontic activity (UOA)	0
Baseline contract value	£72,727.92

ACCESS*

Patients seen in 24 months	Total	Change since previous quarter
Quarter ending June 2018	1,041	
Quarter ending September 2018	1,086	↑
Quarter ending December 2018	1,129	↑
Quarter ending March 2019	1,129	→
Quarter ending June 2019	1,111	↓
Variance since June 2018	6.7%	↑



ACTIVITY



Month	Adjusted Scheduled Activity (UDA)	
	2019	2020
April	182	107
May	410	314
June	552	501
July	784	
August	1,057	
September	1,221	
October	1,466	
November	1,725	
December	1,875	
January	2,144	
February	2,380	
March	2,576	
April	2,662	
May	2,662	
June	2,663	

QUALITY

	Quantity	Base Number	Contract	AT	Region	England
% of FP17s for the same patient ID Re-attending within 3 months - Children	20	315	6.3%	9.8%	11.2%	11.4%
% of FP17s for the same patient ID Re-attending within 3 months - Adults	11	77	14.3%	13.5%	14.8%	15.4%
% of FP17s for the same patient ID Re-attending between 3 & 9 months - Children	229	315	72.7%	63.2%	60.9%	59.8%
% of FP17s for the same patient ID Re-attending between 3 & 9 months - Adults	42	77	54.5%	57.2%	53.2%	52.1%
% of FP17s for Band 1 Urgent Courses	27	326	8.3%	7.0%	8.3%	9.2%
% of FP17s Relating to Free Repair or Replacements	0	326	0.0%	0.7%	0.7%	0.7%
% of FP17s Relating to Continuations	0	326	0.0%	1.0%	0.8%	0.8%
% of Patients satisfied with the dentistry they have received	0	0	N/A	92.3%	93.2%	93.4%
% of Patients satisfied with the time they had to wait for an appointment	0	0	N/A	86.3%	88.5%	87.6%

* This is based on patients treated on this contract for their most recent course of treatment. Figures in italics indicate the base number of FP17s or Patient Questionnaire responses are less than 100. N/A is shown where the base number of responses is less than 10 during the period. % is calculated as Quantity/Base number*100

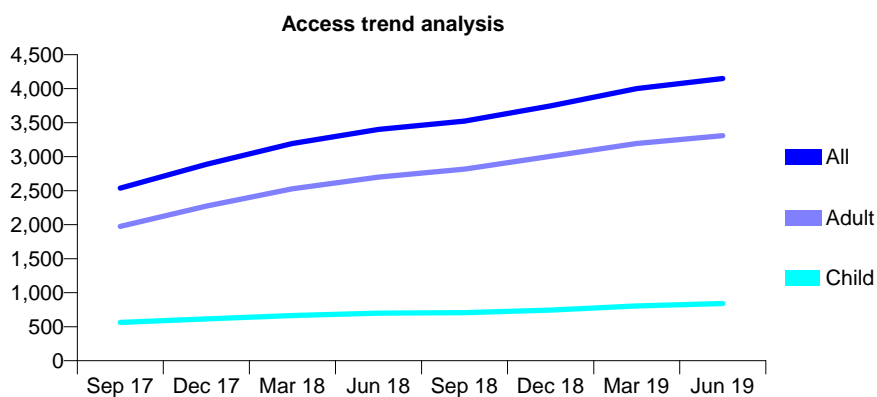
Q55 - Vital Signs At a Glance Contract Report for 100305/0000 - June 2019

Name or company name	New Whittington Dental Practice
Contract type name	GDS Contract
Purpose of contract	General
Contract start date	01/02/2017
Contract end date	

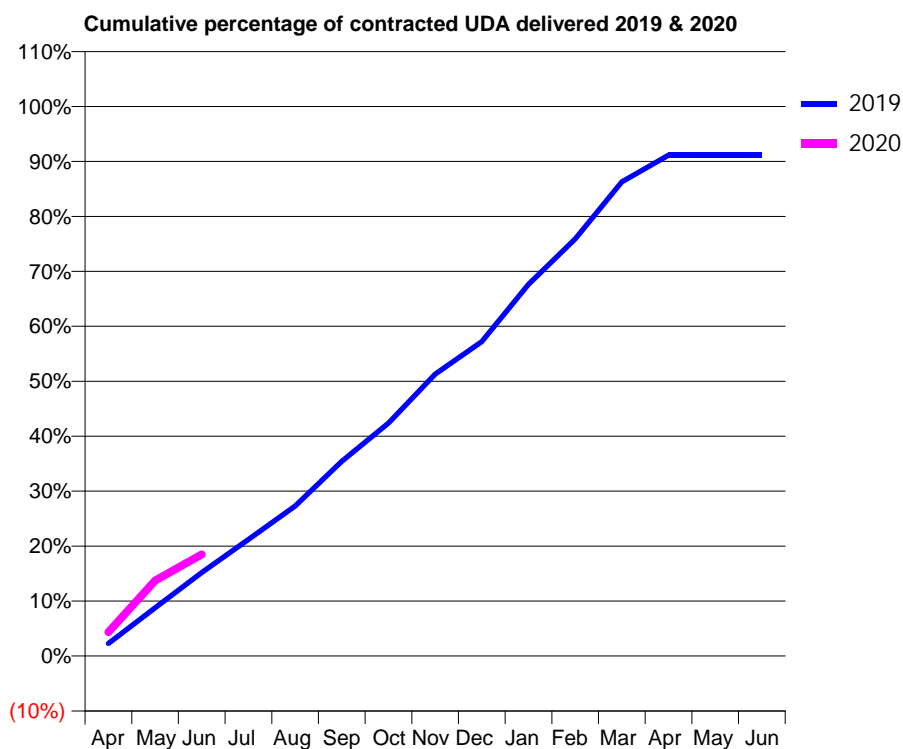
19/20 Contracted general activity (UDA)	11,213
Carry forward general activity (UDA)	0
19/20 Contracted orthodontic activity (UOA)	0
Carry forward orthodontic activity (UOA)	0
Baseline contract value	£368,921.74

ACCESS*

Patients seen in 24 months	Total	Change since previous quarter
Quarter ending June 2018	3,400	
Quarter ending September 2018	3,525	↑
Quarter ending December 2018	3,749	↑
Quarter ending March 2019	4,000	↑
Quarter ending June 2019	4,150	↑
Variance since June 2018	22.1%	↑



ACTIVITY



Month	Adjusted Scheduled Activity (UDA)	
	2019	2020
April	334	487
May	1,272	1,542
June	2,202	2,072
July	3,080	
August	3,963	
September	5,142	
October	6,151	
November	7,443	
December	8,302	
January	9,819	
February	11,019	
March	12,522	
April	13,227	
May	13,227	
June	13,227	

QUALITY

	Quantity	Base Number	Contract	AT	Region	England
% of FP17s for the same patient ID Re-attending within 3 months - Children	22	294	7.5%	9.8%	11.2%	11.4%
% of FP17s for the same patient ID Re-attending within 3 months - Adults	187	1,184	15.8%	13.5%	14.8%	15.4%
% of FP17s for the same patient ID Re-attending between 3 & 9 months - Children	188	294	63.9%	63.2%	60.9%	59.8%
% of FP17s for the same patient ID Re-attending between 3 & 9 months - Adults	693	1,184	58.5%	57.2%	53.2%	52.1%
% of FP17s for Band 1 Urgent Courses	128	1,188	10.8%	7.0%	8.3%	9.2%
% of FP17s Relating to Free Repair or Replacements	18	1,188	1.5%	0.7%	0.7%	0.7%
% of FP17s Relating to Continuations	29	1,188	2.4%	1.0%	0.8%	0.8%
% of Patients satisfied with the dentistry they have received	10	10	100.0%	92.3%	93.2%	93.4%
% of Patients satisfied with the time they had to wait for an appointment	10	10	100.0%	86.3%	88.5%	87.6%

* This is based on patients treated on this contract for their most recent course of treatment.

Figures in italics indicate the base number of FP17s or Patient Questionnaire responses are less than 100. N/A is shown where the base number of responses is less than 10 during the period. % is calculated as Quantity/Base number*100

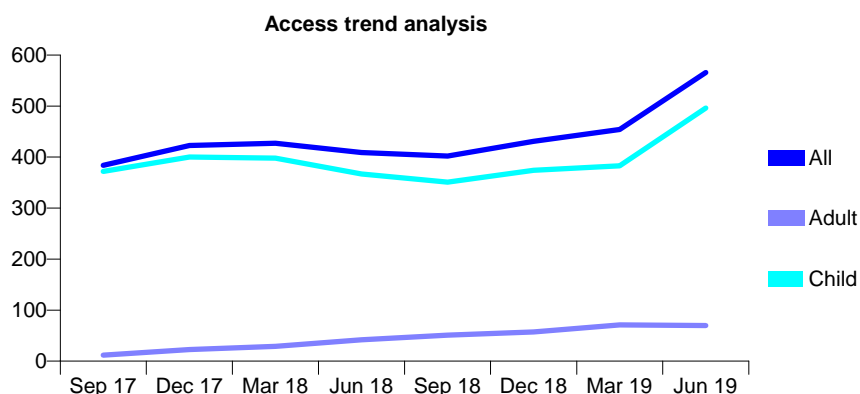
Q55 - Vital Signs At a Glance Contract Report for 100315/0000 - June 2019

Name or company name	Tuckley, Ilott and Skariah
Contract type name	GDS Contract
Purpose of contract	General
Contract start date	01/02/2017
Contract end date	

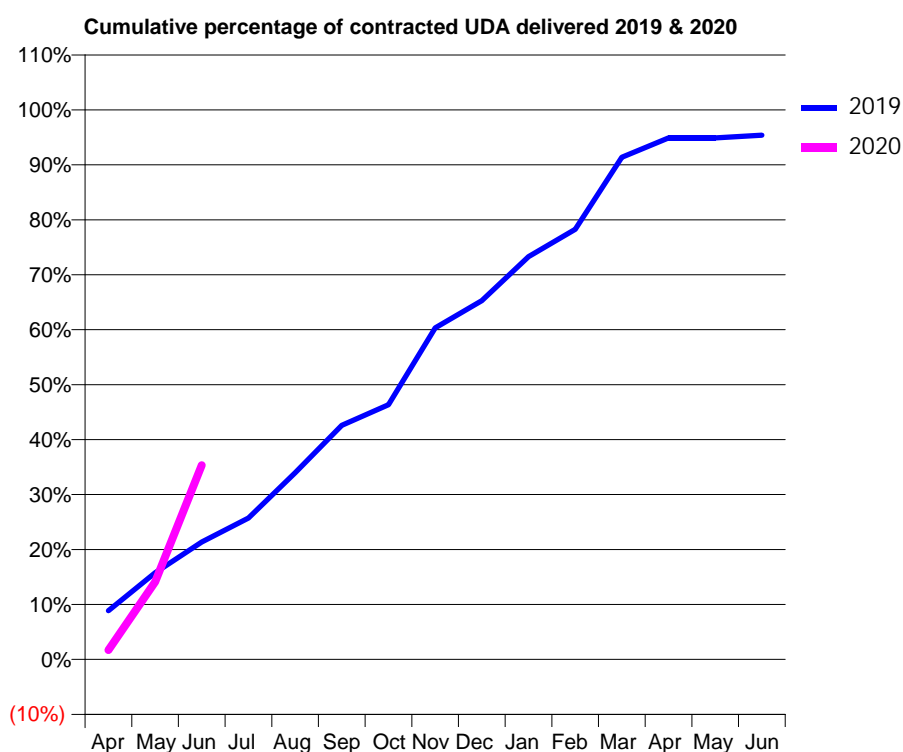
19/20 Contracted general activity (UDA)	824
Carry forward general activity (UDA)	0
19/20 Contracted orthodontic activity (UOA)	0
Carry forward orthodontic activity (UOA)	0
Baseline contract value	£22,906.48

ACCESS*

Patients seen in 24 months	Total	Change since previous quarter
Quarter ending June 2018	409	
Quarter ending September 2018	402	↓
Quarter ending December 2018	431	↑
Quarter ending March 2019	454	↑
Quarter ending June 2019	566	↑
Variance since June 2018	38.4%	↑



ACTIVITY



Adjusted Scheduled Activity (UDA)		
Month	2019	2020
April	73	14
May	130	116
June	176	291
July	212	
August	280	
September	351	
October	382	
November	497	
December	538	
January	604	
February	645	
March	753	
April	782	
May	782	
June	786	

QUALITY

	Quantity	Base Number	Contract	AT	Region	England
% of FP17s for the same patient ID Re-attending within 3 months - Children	9	258	3.5%	9.8%	11.2%	11.4%
% of FP17s for the same patient ID Re-attending within 3 months - Adults	0	0	N/A	13.5%	14.8%	15.4%
% of FP17s for the same patient ID Re-attending between 3 & 9 months - Children	117	258	45.3%	63.2%	60.9%	59.8%
% of FP17s for the same patient ID Re-attending between 3 & 9 months - Adults	0	0	N/A	57.2%	53.2%	52.1%
% of FP17s for Band 1 Urgent Courses	1	222	0.5%	7.0%	8.3%	9.2%
% of FP17s Relating to Free Repair or Replacements	0	222	0.0%	0.7%	0.7%	0.7%
% of FP17s Relating to Continuations	4	222	1.8%	1.0%	0.8%	0.8%
% of Patients satisfied with the dentistry they have received	0	0	N/A	92.3%	93.2%	93.4%
% of Patients satisfied with the time they had to wait for an appointment	0	0	N/A	86.3%	88.5%	87.6%

* This is based on patients treated on this contract for their most recent course of treatment. Figures in italics indicate the base number of FP17s or Patient Questionnaire responses are less than 100. N/A is shown where the base number of responses is less than 10 during the period. % is calculated as Quantity/Base number*100

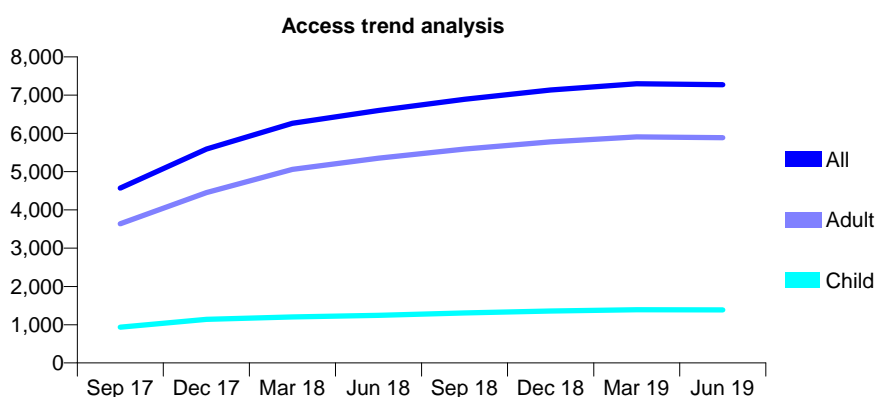
Q55 - Vital Signs At a Glance Contract Report for 100316/0000 - June 2019

Name or company name	Dr Mandeep Hampson
Contract type name	GDS Contract
Purpose of contract	General
Contract start date	01/03/2017
Contract end date	

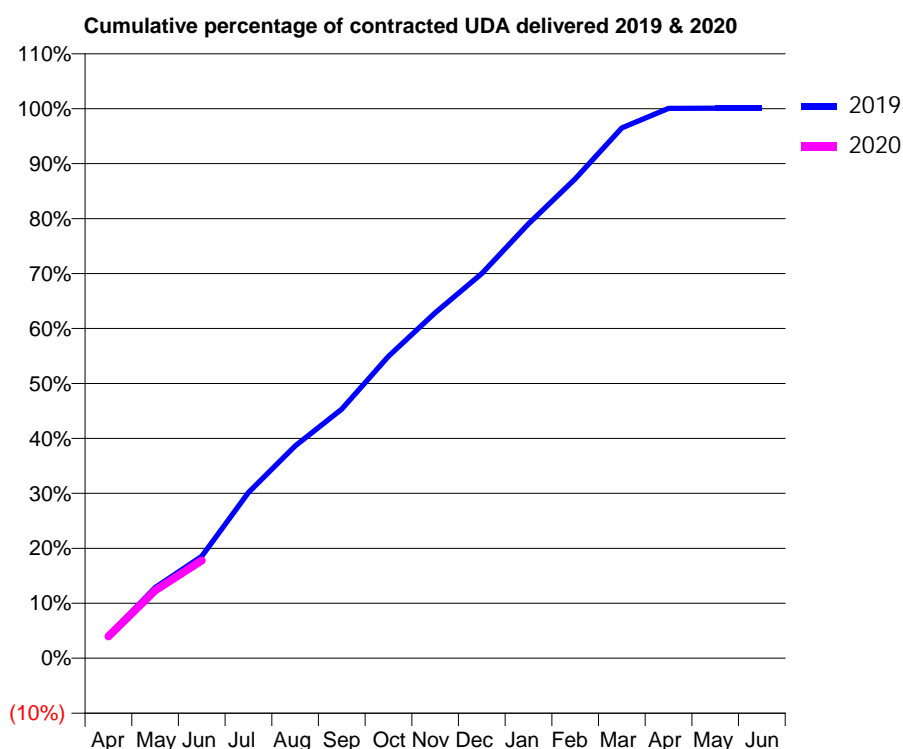
19/20 Contracted general activity (UDA)	17,825
Carry forward general activity (UDA)	0
19/20 Contracted orthodontic activity (UOA)	0
Carry forward orthodontic activity (UOA)	0
Baseline contract value	£405,107.78

ACCESS*

Patients seen in 24 months	Total	Change since previous quarter
Quarter ending June 2018	6,600	
Quarter ending September 2018	6,894	↑
Quarter ending December 2018	7,134	↑
Quarter ending March 2019	7,297	↑
Quarter ending June 2019	7,273	→
Variance since June 2018	10.2%	↑



ACTIVITY



Month	2019	2020
April	739	707
May	2,294	2,198
June	3,307	3,168
July	5,373	
August	6,889	
September	8,081	
October	9,794	
November	11,204	
December	12,476	
January	14,092	
February	15,550	
March	17,202	
April	17,834	
May	17,838	
June	17,839	

QUALITY

	Quantity	Base Number	Contract	AT	Region	England
% of FP17s for the same patient ID Re-attending within 3 months - Children	26	450	5.8%	9.8%	11.2%	11.4%
% of FP17s for the same patient ID Re-attending within 3 months - Adults	165	1,675	9.9%	13.5%	14.8%	15.4%
% of FP17s for the same patient ID Re-attending between 3 & 9 months - Children	303	450	67.3%	63.2%	60.9%	59.8%
% of FP17s for the same patient ID Re-attending between 3 & 9 months - Adults	989	1,675	59.0%	57.2%	53.2%	52.1%
% of FP17s for Band 1 Urgent Courses	123	1,796	6.8%	7.0%	8.3%	9.2%
% of FP17s Relating to Free Repair or Replacements	4	1,796	0.2%	0.7%	0.7%	0.7%
% of FP17s Relating to Continuations	3	1,796	0.2%	1.0%	0.8%	0.8%
% of Patients satisfied with the dentistry they have received	5	5	N/A	92.3%	93.2%	93.4%
% of Patients satisfied with the time they had to wait for an appointment	5	5	N/A	86.3%	88.5%	87.6%

* This is based on patients treated on this contract for their most recent course of treatment.

Figures in italics indicate the base number of FP17s or Patient Questionnaire responses are less than 100. N/A is shown where the base number of responses is less than 10 during the period. % is calculated as Quantity/Base number*100

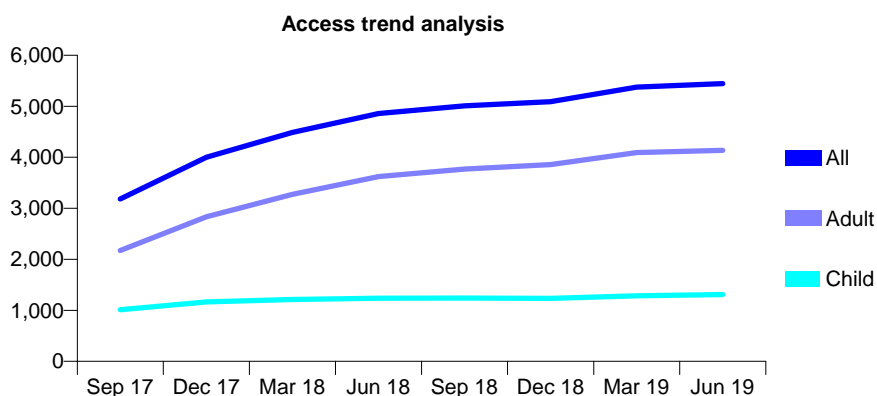
Q55 - Vital Signs At a Glance Contract Report for 100334/0000 - June 2019

Name or company name	Chapel Dental Care
Contract type name	GDS Contract
Purpose of contract	General
Contract start date	01/04/2017
Contract end date	

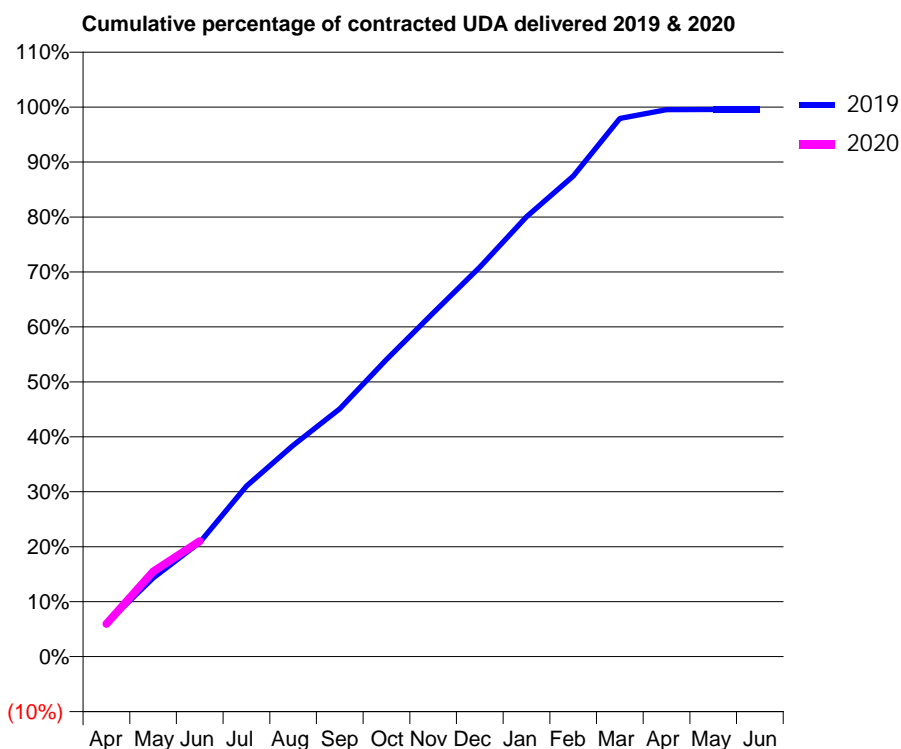
19/20 Contracted general activity (UDA)	17,496
Carry forward general activity (UDA)	0
19/20 Contracted orthodontic activity (UOA)	0
Carry forward orthodontic activity (UOA)	0
Baseline contract value	£807,287.39

ACCESS*

Patients seen in 24 months	Total	Change since previous quarter
Quarter ending June 2018	4,858	
Quarter ending September 2018	5,009	↑
Quarter ending December 2018	5,091	→
Quarter ending March 2019	5,376	↑
Quarter ending June 2019	5,445	→
Variance since June 2018	12.1%	↑



ACTIVITY



Month	Adjusted Scheduled Activity (UDA)	
	2019	2020
April	1,058	1,040
May	2,504	2,706
June	3,638	3,676
July	5,429	
August	6,728	
September	7,890	
October	9,463	
November	10,945	
December	12,401	
January	14,003	
February	15,301	
March	17,133	
April	17,416	
May	17,417	
June	17,419	

QUALITY

	Quantity	Base Number	Contract	AT	Region	England
% of FP17s for the same patient ID Re-attending within 3 months - Children	24	562	4.3%	9.8%	11.2%	11.4%
% of FP17s for the same patient ID Re-attending within 3 months - Adults	91	1,201	7.6%	13.5%	14.8%	15.4%
% of FP17s for the same patient ID Re-attending between 3 & 9 months - Children	414	562	73.7%	63.2%	60.9%	59.8%
% of FP17s for the same patient ID Re-attending between 3 & 9 months - Adults	492	1,201	41.0%	57.2%	53.2%	52.1%
% of FP17s for Band 1 Urgent Courses	74	1,589	4.7%	7.0%	8.3%	9.2%
% of FP17s Relating to Free Repair or Replacements	23	1,589	1.4%	0.7%	0.7%	0.7%
% of FP17s Relating to Continuations	10	1,589	0.6%	1.0%	0.8%	0.8%
% of Patients satisfied with the dentistry they have received	1	1	N/A	92.3%	93.2%	93.4%
% of Patients satisfied with the time they had to wait for an appointment	0	1	N/A	86.3%	88.5%	87.6%

* This is based on patients treated on this contract for their most recent course of treatment. Figures in italics indicate the base number of FP17s or Patient Questionnaire responses are less than 100. N/A is shown where the base number of responses is less than 10 during the period. % is calculated as Quantity/Base number*100

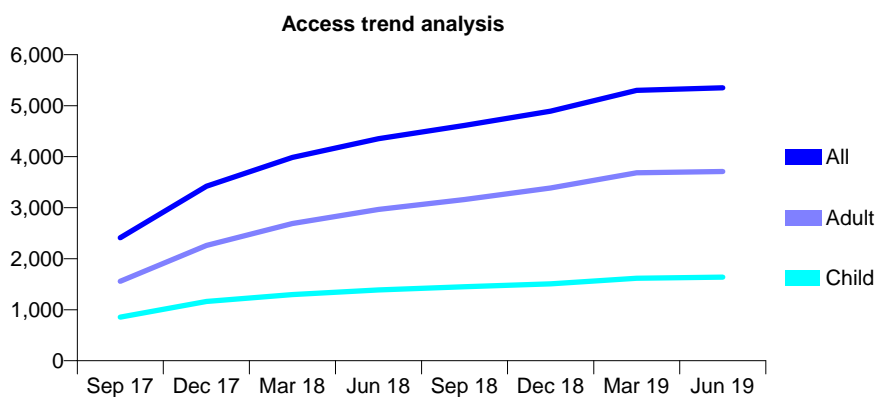
Q55 - Vital Signs At a Glance Contract Report for 100370/0000 - June 2019

Name or company name	Ishak Practices Limited
Contract type name	GDS Contract
Purpose of contract	General
Contract start date	01/04/2017
Contract end date	

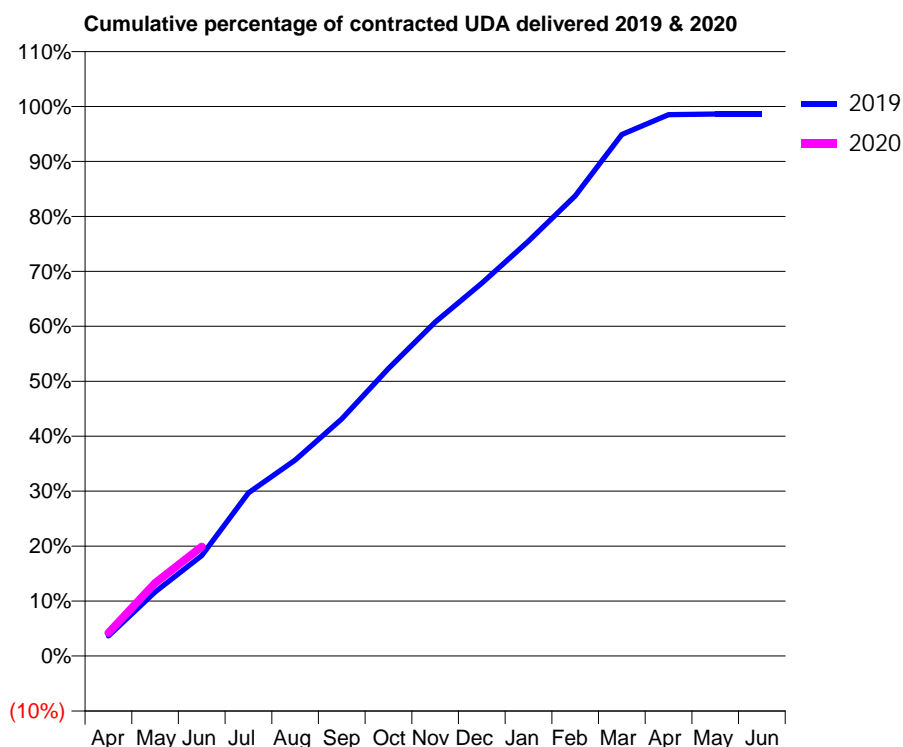
19/20 Contracted general activity (UDA)	19,000
Carry forward general activity (UDA)	0
19/20 Contracted orthodontic activity (UOA)	0
Carry forward orthodontic activity (UOA)	0
Baseline contract value	£524,700.76

ACCESS*

Patients seen in 24 months	Total	Change since previous quarter
Quarter ending June 2018	4,355	
Quarter ending September 2018	4,613	↑
Quarter ending December 2018	4,893	↑
Quarter ending March 2019	5,301	↑
Quarter ending June 2019	5,350	→
Variance since June 2018	22.8%	↑



ACTIVITY



Month	Adjusted Scheduled Activity (UDA)	
	2019	2020
April	694	800
May	2,215	2,524
June	3,474	3,781
July	5,643	
August	6,774	
September	8,202	
October	9,945	
November	11,543	
December	12,890	
January	14,348	
February	15,910	
March	18,029	
April	18,718	
May	18,736	
June	18,736	

QUALITY

	Quantity	Base Number	Contract	AT	Region	England
% of FP17s for the same patient ID Re-attending within 3 months - Children	51	513	9.9%	9.8%	11.2%	11.4%
% of FP17s for the same patient ID Re-attending within 3 months - Adults	181	1,048	17.3%	13.5%	14.8%	15.4%
% of FP17s for the same patient ID Re-attending between 3 & 9 months - Children	292	513	56.9%	63.2%	60.9%	59.8%
% of FP17s for the same patient ID Re-attending between 3 & 9 months - Adults	460	1,048	43.9%	57.2%	53.2%	52.1%
% of FP17s for Band 1 Urgent Courses	155	1,347	11.5%	7.0%	8.3%	9.2%
% of FP17s Relating to Free Repair or Replacements	16	1,347	1.2%	0.7%	0.7%	0.7%
% of FP17s Relating to Continuations	8	1,347	0.6%	1.0%	0.8%	0.8%
% of Patients satisfied with the dentistry they have received	0	0	N/A	92.3%	93.2%	93.4%
% of Patients satisfied with the time they had to wait for an appointment	0	0	N/A	86.3%	88.5%	87.6%

* This is based on patients treated on this contract for their most recent course of treatment. Figures in italics indicate the base number of FP17s or Patient Questionnaire responses are less than 100. N/A is shown where the base number of responses is less than 10 during the period. % is calculated as Quantity/Base number*100

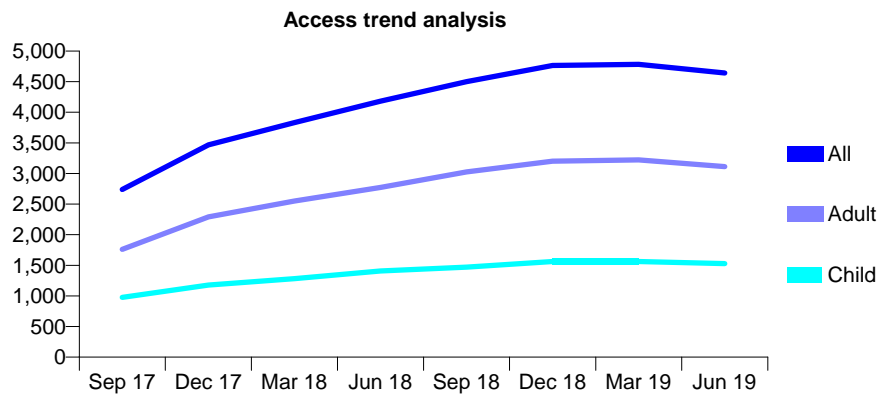
Q55 - Vital Signs At a Glance Contract Report for 100376/0000 - June 2019

Name or company name	Rodericks Dental Limited
Contract type name	GDS Contract
Purpose of contract	General
Contract start date	01/04/2017
Contract end date	

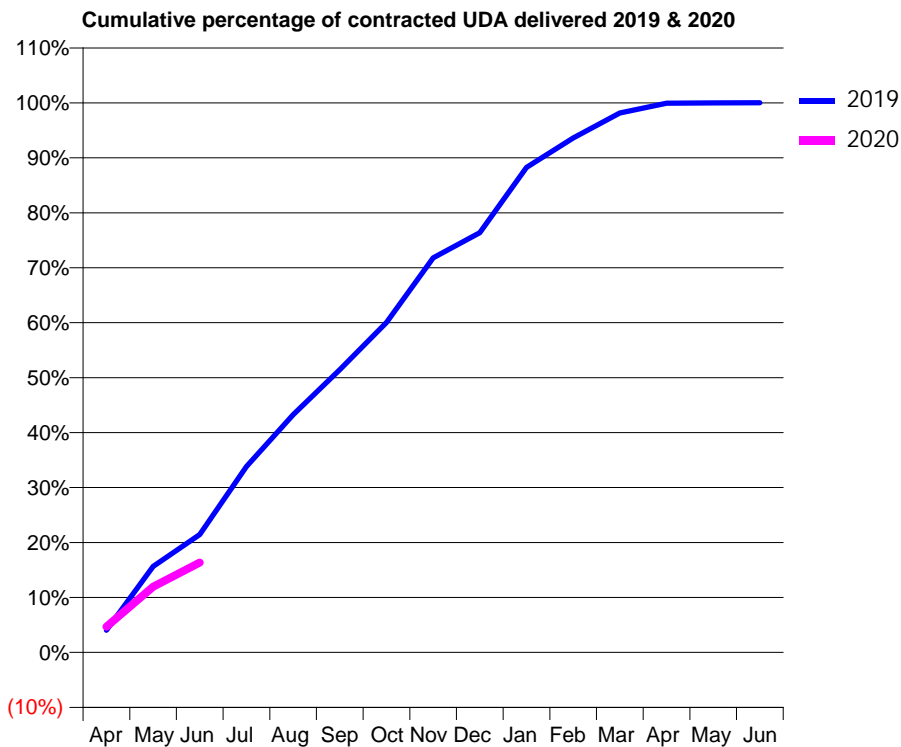
19/20 Contracted general activity (UDA)	16,500
Carry forward general activity (UDA)	0
19/20 Contracted orthodontic activity (UOA)	0
Carry forward orthodontic activity (UOA)	0
Baseline contract value	£448,696.55

ACCESS*

Patients seen in 24 months	Total	Change since previous quarter
Quarter ending June 2018	4,181	
Quarter ending September 2018	4,499	↑
Quarter ending December 2018	4,764	↑
Quarter ending March 2019	4,784	→
Quarter ending June 2019	4,642	↓
Variance since June 2018	11.0%	↑



ACTIVITY



Month	Adjusted Scheduled Activity (UDA)	
	2019	2020
April	667	773
May	2,583	1,970
June	3,537	2,700
July	5,578	
August	7,137	
September	8,486	
October	9,905	
November	11,846	
December	12,604	
January	14,559	
February	15,444	
March	16,193	
April	16,490	
May	16,499	
June	16,503	

QUALITY

	Quantity	Base Number	Contract	AT	Region	England
% of FP17s for the same patient ID Re-attending within 3 months - Children	33	505	6.5%	9.8%	11.2%	11.4%
% of FP17s for the same patient ID Re-attending within 3 months - Adults	136	967	14.1%	13.5%	14.8%	15.4%
% of FP17s for the same patient ID Re-attending between 3 & 9 months - Children	349	505	69.1%	63.2%	60.9%	59.8%
% of FP17s for the same patient ID Re-attending between 3 & 9 months - Adults	635	967	65.7%	57.2%	53.2%	52.1%
% of FP17s for Band 1 Urgent Courses	75	1,307	5.7%	7.0%	8.3%	9.2%
% of FP17s Relating to Free Repair or Replacements	13	1,307	1.0%	0.7%	0.7%	0.7%
% of FP17s Relating to Continuations	4	1,307	0.3%	1.0%	0.8%	0.8%
% of Patients satisfied with the dentistry they have received	2	2	N/A	92.3%	93.2%	93.4%
% of Patients satisfied with the time they had to wait for an appointment	1	2	N/A	86.3%	88.5%	87.6%

* This is based on patients treated on this contract for their most recent course of treatment. Figures in italics indicate the base number of FP17s or Patient Questionnaire responses are less than 100. N/A is shown where the base number of responses is less than 10 during the period. % is calculated as Quantity/Base number*100

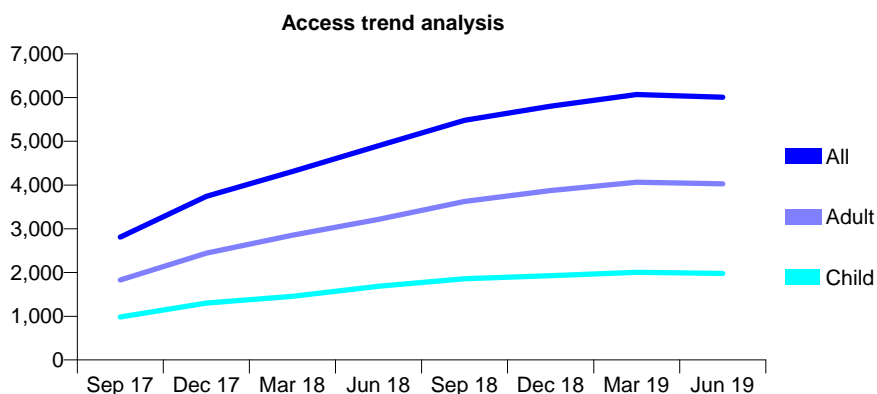
Q55 - Vital Signs At a Glance Contract Report for 100377/0000 - June 2019

Name or company name	Rodericks Dental Limited
Contract type name	GDS Contract
Purpose of contract	General
Contract start date	01/04/2017
Contract end date	

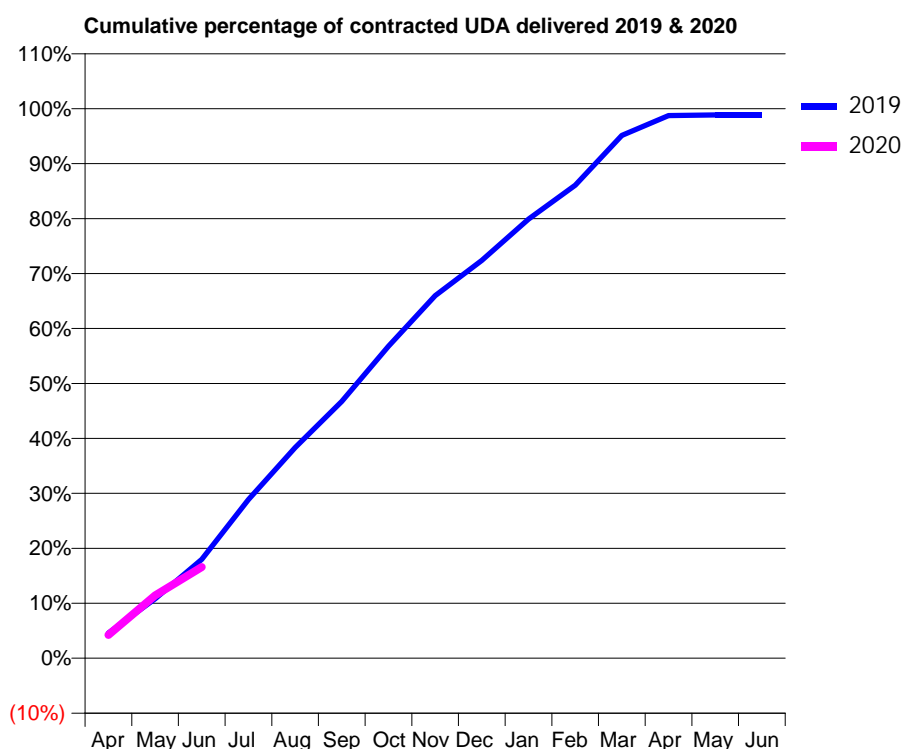
19/20 Contracted general activity (UDA)	20,500
Carry forward general activity (UDA)	0
19/20 Contracted orthodontic activity (UOA)	0
Carry forward orthodontic activity (UOA)	0
Baseline contract value	£544,712.78

ACCESS*

Patients seen in 24 months	Total	Change since previous quarter
Quarter ending June 2018	4,900	
Quarter ending September 2018	5,480	↑
Quarter ending December 2018	5,802	↑
Quarter ending March 2019	6,070	↑
Quarter ending June 2019	6,006	↓
Variance since June 2018	22.6%	↑



ACTIVITY



Month	2019	2020
April	944	869
May	2,223	2,344
June	3,688	3,399
July	5,919	
August	7,855	
September	9,581	
October	11,639	
November	13,523	
December	14,839	
January	16,382	
February	17,643	
March	19,499	
April	20,239	
May	20,265	
June	20,266	

QUALITY

	Quantity	Base Number	Contract	AT	Region	England
% of FP17s for the same patient ID Re-attending within 3 months - Children	41	607	6.8%	9.8%	11.2%	11.4%
% of FP17s for the same patient ID Re-attending within 3 months - Adults	142	1,085	13.1%	13.5%	14.8%	15.4%
% of FP17s for the same patient ID Re-attending between 3 & 9 months - Children	349	607	57.5%	63.2%	60.9%	59.8%
% of FP17s for the same patient ID Re-attending between 3 & 9 months - Adults	602	1,085	55.5%	57.2%	53.2%	52.1%
% of FP17s for Band 1 Urgent Courses	95	1,435	6.6%	7.0%	8.3%	9.2%
% of FP17s Relating to Free Repair or Replacements	23	1,435	1.6%	0.7%	0.7%	0.7%
% of FP17s Relating to Continuations	8	1,435	0.6%	1.0%	0.8%	0.8%
% of Patients satisfied with the dentistry they have received	0	0	N/A	92.3%	93.2%	93.4%
% of Patients satisfied with the time they had to wait for an appointment	0	0	N/A	86.3%	88.5%	87.6%

* This is based on patients treated on this contract for their most recent course of treatment.

Figures in italics indicate the base number of FP17s or Patient Questionnaire responses are less than 100. N/A is shown where the base number of responses is less than 10 during the period. % is calculated as Quantity/Base number*100

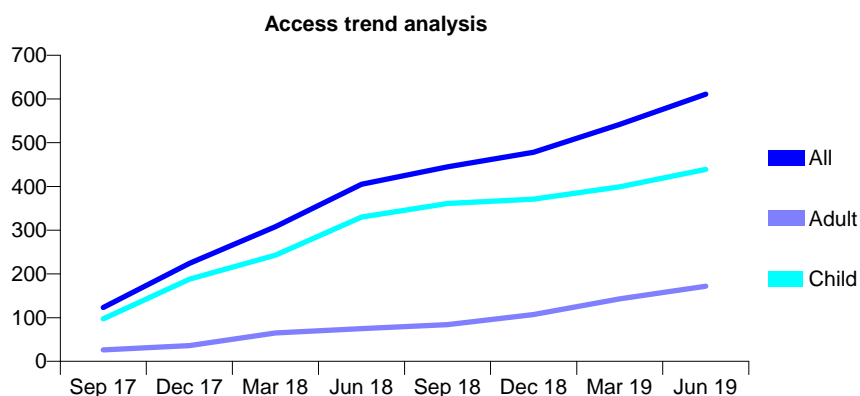
Q55 - Vital Signs At a Glance Contract Report for 100467/0000 - June 2019

Name or company name	Derby Raynesway Partnership
Contract type name	GDS Contract
Purpose of contract	General and Orthodontic
Contract start date	01/07/2017
Contract end date	

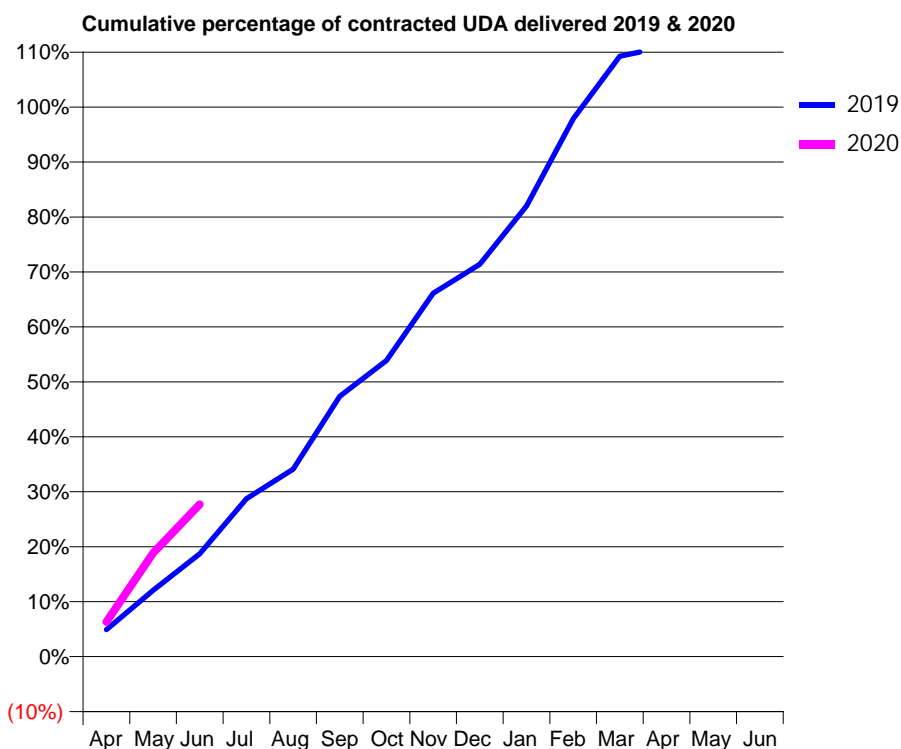
19/20 Contracted general activity (UDA)	631
Carry forward general activity (UDA)	0
19/20 Contracted orthodontic activity (UOA)	7,388
Carry forward orthodontic activity (UOA)	0
Baseline contract value	£503,093.69

ACCESS*

Patients seen in 24 months	Total	Change since previous quarter
Quarter ending June 2018	405	
Quarter ending September 2018	445	↑
Quarter ending December 2018	478	↑
Quarter ending March 2019	542	↑
Quarter ending June 2019	611	↑
Variance since June 2018	50.9%	↑



ACTIVITY



Month	Adjusted Scheduled Activity (UDA)	
	2019	2020
April	31	40
May	76	119
June	118	175
July	181	
August	215	
September	299	
October	340	
November	417	
December	450	
January	517	
February	617	
March	689	
April	700	
May	700	
June	700	

QUALITY

	Quantity	Base Number	Contract	AT	Region	England
% of FP17s for the same patient ID Re-attending within 3 months - Children	10	340	2.9%	9.8%	11.2%	11.4%
% of FP17s for the same patient ID Re-attending within 3 months - Adults	0	37	0.0%	13.5%	14.8%	15.4%
% of FP17s for the same patient ID Re-attending between 3 & 9 months - Children	42	340	12.4%	63.2%	60.9%	59.8%
% of FP17s for the same patient ID Re-attending between 3 & 9 months - Adults	16	37	43.2%	57.2%	53.2%	52.1%
% of FP17s for Band 1 Urgent Courses	0	88	0.0%	7.0%	8.3%	9.2%
% of FP17s Relating to Free Repair or Replacements	0	88	0.0%	0.7%	0.7%	0.7%
% of FP17s Relating to Continuations	0	88	0.0%	1.0%	0.8%	0.8%
% of Patients satisfied with the dentistry they have received	0	0	N/A	92.3%	93.2%	93.4%
% of Patients satisfied with the time they had to wait for an appointment	0	0	N/A	86.3%	88.5%	87.6%

* This is based on patients treated on this contract for their most recent course of treatment. Figures in italics indicate the base number of FP17s or Patient Questionnaire responses are less than 100. N/A is shown where the base number of responses is less than 10 during the period. % is calculated as Quantity/Base number*100

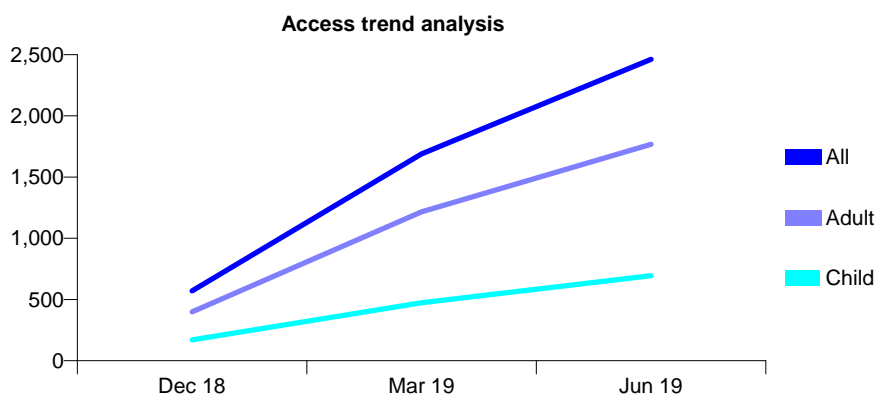
Q55 - Vital Signs At a Glance Contract Report for 100896/0000 - June 2019

Name or company name	Rainworth Dental Practice Partnership
Contract type name	GDS Contract
Purpose of contract	General
Contract start date	12/09/2018
Contract end date	

19/20 Contracted general activity (UDA)	15,000
Carry forward general activity (UDA)	0
19/20 Contracted orthodontic activity (UOA)	0
Carry forward orthodontic activity (UOA)	0
Baseline contract value	£358,893.37

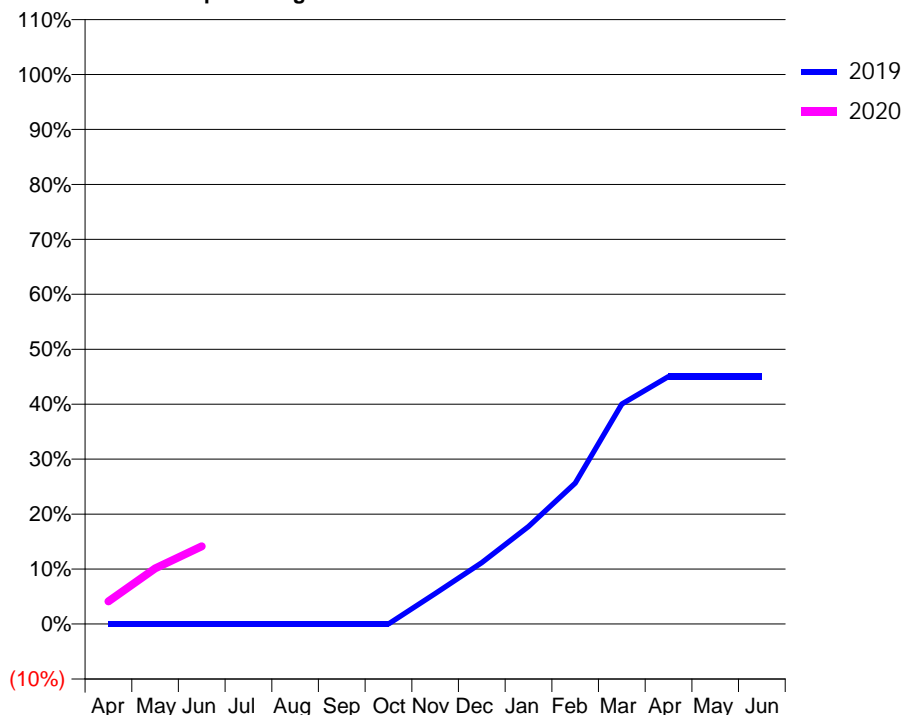
ACCESS*

Patients seen in 24 months	Total	Change since previous quarter
Quarter ending June 2018	0	
Quarter ending September 2018	0	
Quarter ending December 2018	570	↑
Quarter ending March 2019	1,689	↑
Quarter ending June 2019	2,462	↑
Variance since June 2018	N/A	



ACTIVITY

Cumulative percentage of contracted UDA delivered 2019 & 2020



Month	Adjusted Scheduled Activity (UDA)	
	2019	2020
April	0	621
May	0	1,521
June	0	2,122
July	0	
August	0	
September	0	
October	0	
November	459	
December	926	
January	1,472	
February	2,127	
March	3,320	
April	3,735	
May	3,734	
June	3,734	

QUALITY

	Quantity	Base Number	Contract	AT	Region	England
% of FP17s for the same patient ID Re-attending within 3 months - Children	23	328	7.0%	9.8%	11.2%	11.4%
% of FP17s for the same patient ID Re-attending within 3 months - Adults	79	814	9.7%	13.5%	14.8%	15.4%
% of FP17s for the same patient ID Re-attending between 3 & 9 months - Children	67	328	20.4%	63.2%	60.9%	59.8%
% of FP17s for the same patient ID Re-attending between 3 & 9 months - Adults	161	814	19.8%	57.2%	53.2%	52.1%
% of FP17s for Band 1 Urgent Courses	69	979	7.0%	7.0%	8.3%	9.2%
% of FP17s Relating to Free Repair or Replacements	7	979	0.7%	0.7%	0.7%	0.7%
% of FP17s Relating to Continuations	14	979	1.4%	1.0%	0.8%	0.8%
% of Patients satisfied with the dentistry they have received	0	0	N/A	92.3%	93.2%	93.4%
% of Patients satisfied with the time they had to wait for an appointment	0	0	N/A	86.3%	88.5%	87.6%

* This is based on patients treated on this contract for their most recent course of treatment.

Figures in italics indicate the base number of FP17s or Patient Questionnaire responses are less than 100. N/A is shown where the base number of responses is less than 10 during the period. % is calculated as Quantity/Base number*100

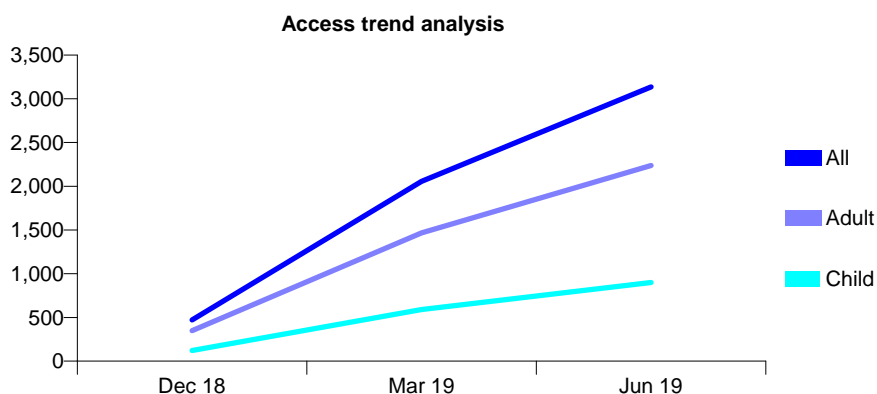
Q55 - Vital Signs At a Glance Contract Report for 100917/0000 - June 2019

Name or company name	Arnold Dental Care Partnership
Contract type name	GDS Contract
Purpose of contract	General
Contract start date	01/11/2018
Contract end date	

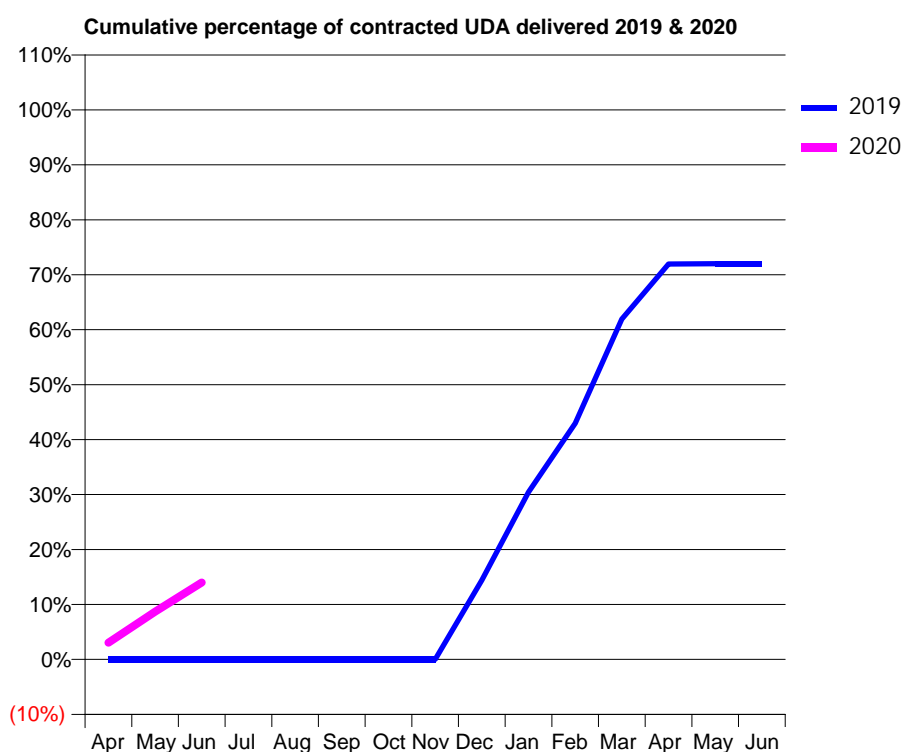
19/20 Contracted general activity (UDA)	14,814
Carry forward general activity (UDA)	0
19/20 Contracted orthodontic activity (UOA)	0
Carry forward orthodontic activity (UOA)	0
Baseline contract value	£422,515.48

ACCESS*

Patients seen in 24 months	Total	Change since previous quarter
Quarter ending June 2018	0	
Quarter ending September 2018	0	
Quarter ending December 2018	470	↑
Quarter ending March 2019	2,056	↑
Quarter ending June 2019	3,136	↑
Variance since June 2018	N/A	



ACTIVITY



Adjusted Scheduled Activity (UDA)		
Month	2019	2020
April	0	451
May	0	1,288
June	0	2,074
July	0	
August	0	
September	0	
October	0	
November	0	
December	890	
January	1,880	
February	2,652	
March	3,822	
April	4,441	
May	4,445	
June	4,445	

QUALITY

	Quantity	Base Number	Contract	AT	Region	England
% of FP17s for the same patient ID Re-attending within 3 months - Children	27	452	6.0%	9.8%	11.2%	11.4%
% of FP17s for the same patient ID Re-attending within 3 months - Adults	141	1,161	12.1%	13.5%	14.8%	15.4%
% of FP17s for the same patient ID Re-attending between 3 & 9 months - Children	64	452	14.2%	63.2%	60.9%	59.8%
% of FP17s for the same patient ID Re-attending between 3 & 9 months - Adults	197	1,161	17.0%	57.2%	53.2%	52.1%
% of FP17s for Band 1 Urgent Courses	124	1,302	9.5%	7.0%	8.3%	9.2%
% of FP17s Relating to Free Repair or Replacements	5	1,302	0.4%	0.7%	0.7%	0.7%
% of FP17s Relating to Continuations	12	1,302	0.9%	1.0%	0.8%	0.8%
% of Patients satisfied with the dentistry they have received	0	0	N/A	92.3%	93.2%	93.4%
% of Patients satisfied with the time they had to wait for an appointment	0	0	N/A	86.3%	88.5%	87.6%

* This is based on patients treated on this contract for their most recent course of treatment. Figures in italics indicate the base number of FP17s or Patient Questionnaire responses are less than 100. N/A is shown where the base number of responses is less than 10 during the period. % is calculated as Quantity/Base number*100

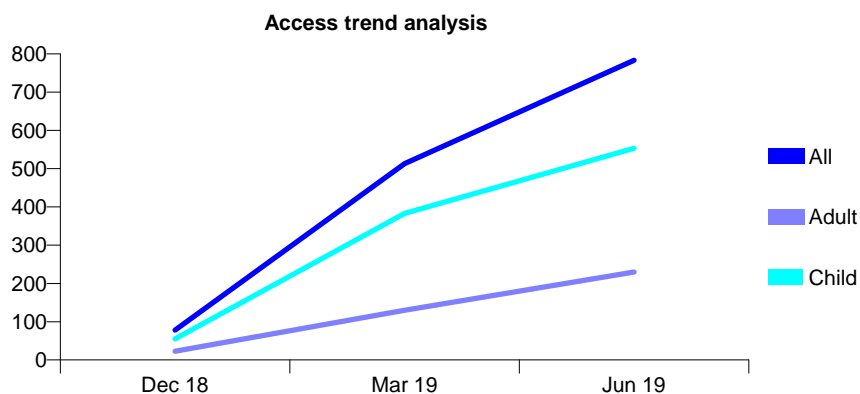
Q55 - Vital Signs At a Glance Contract Report for 100943/0000 - June 2019

Name or company name	Kirkgate Dental Surgery (Newark) Limited
Contract type name	GDS Contract
Purpose of contract	General and Orthodontic
Contract start date	01/12/2018
Contract end date	

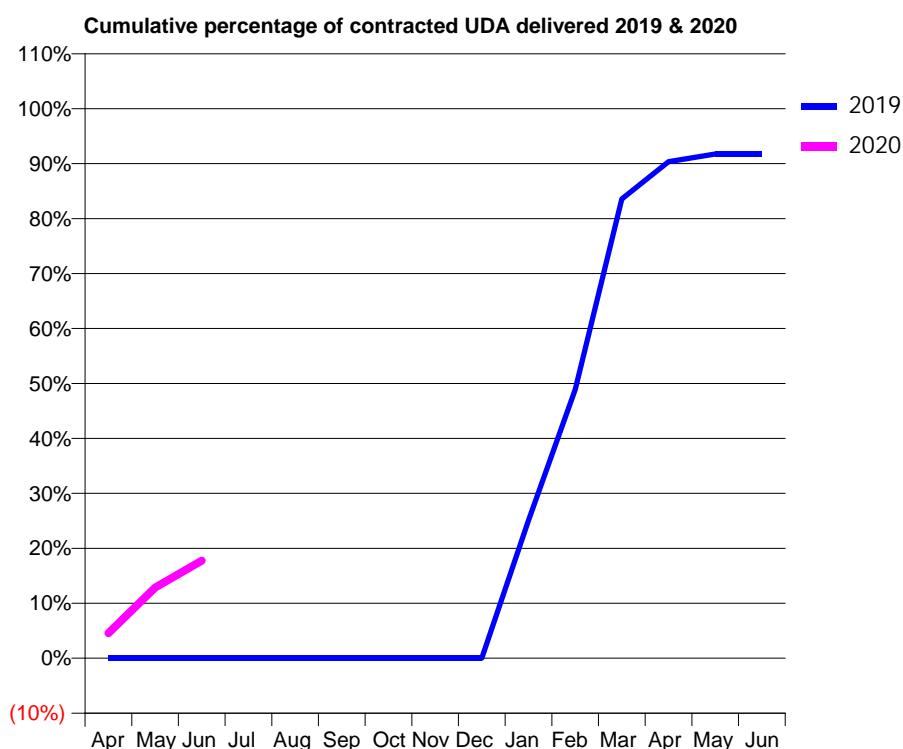
19/20 Contracted general activity (UDA)	3,700
Carry forward general activity (UDA)	0
19/20 Contracted orthodontic activity (UOA)	500
Carry forward orthodontic activity (UOA)	0
Baseline contract value	£136,628.30

ACCESS*

Patients seen in 24 months	Total	Change since previous quarter
Quarter ending June 2018	0	
Quarter ending September 2018	0	
Quarter ending December 2018	78	↑
Quarter ending March 2019	513	↑
Quarter ending June 2019	783	↑
Variance since June 2018	N/A	



ACTIVITY



Month	Adjusted Scheduled Activity (UDA)	
	2019	2020
April	0	169
May	0	476
June	0	656
July	0	
August	0	
September	0	
October	0	
November	0	
December	0	
January	309	
February	603	
March	1,030	
April	1,114	
May	1,131	
June	1,131	

QUALITY

	Quantity	Base Number	Contract	AT	Region	England
% of FP17s for the same patient ID Re-attending within 3 months - Children	22	359	6.1%	9.8%	11.2%	11.4%
% of FP17s for the same patient ID Re-attending within 3 months - Adults	11	120	9.2%	13.5%	14.8%	15.4%
% of FP17s for the same patient ID Re-attending between 3 & 9 months - Children	86	359	24.0%	63.2%	60.9%	59.8%
% of FP17s for the same patient ID Re-attending between 3 & 9 months - Adults	15	120	12.5%	57.2%	53.2%	52.1%
% of FP17s for Band 1 Urgent Courses	7	344	2.0%	7.0%	8.3%	9.2%
% of FP17s Relating to Free Repair or Replacements	0	344	0.0%	0.7%	0.7%	0.7%
% of FP17s Relating to Continuations	7	344	2.0%	1.0%	0.8%	0.8%
% of Patients satisfied with the dentistry they have received	0	0	N/A	92.3%	93.2%	93.4%
% of Patients satisfied with the time they had to wait for an appointment	0	0	N/A	86.3%	88.5%	87.6%

* This is based on patients treated on this contract for their most recent course of treatment.

Figures in italics indicate the base number of FP17s or Patient Questionnaire responses are less than 100. N/A is shown where the base number of responses is less than 10 during the period. % is calculated as Quantity/Base number*100

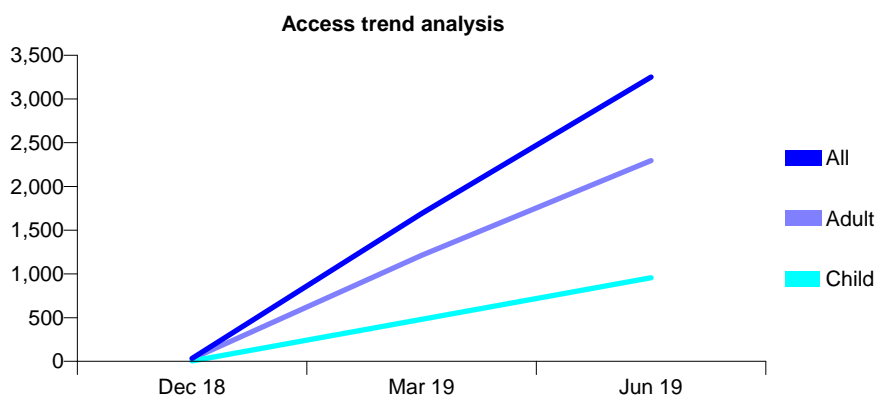
Q55 - Vital Signs At a Glance Contract Report for 100958/0000 - June 2019

Name or company name	Lowmoor Road Dental Practice Partnership
Contract type name	GDS Contract
Purpose of contract	General
Contract start date	15/12/2018
Contract end date	

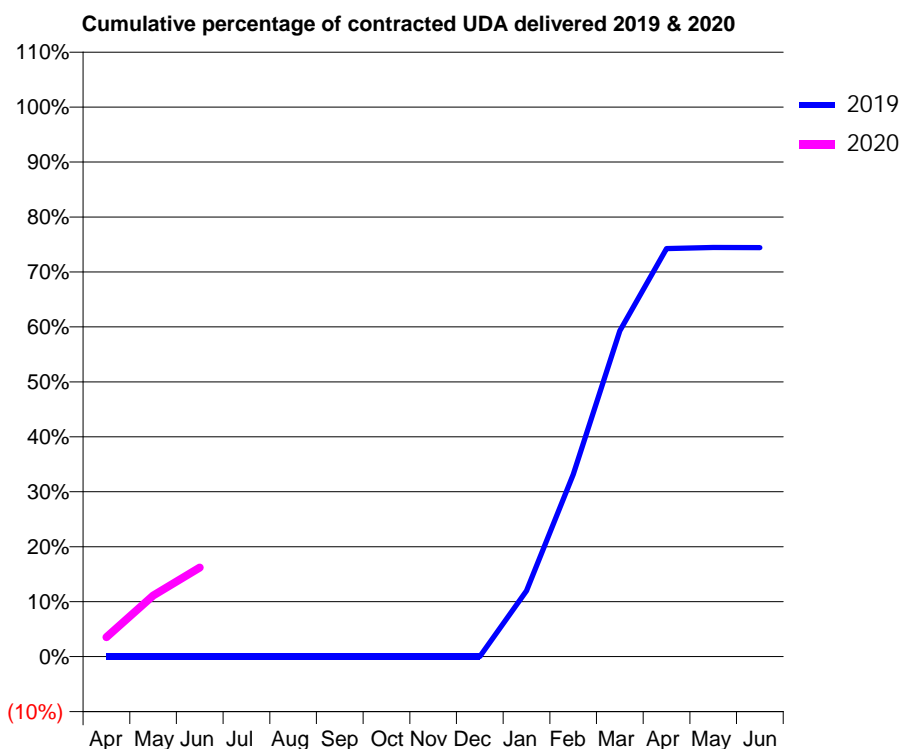
19/20 Contracted general activity (UDA)	28,992
Carry forward general activity (UDA)	0
19/20 Contracted orthodontic activity (UOA)	0
Carry forward orthodontic activity (UOA)	0
Baseline contract value	£588,546.10

ACCESS*

Patients seen in 24 months	Total	Change since previous quarter
Quarter ending June 2018	0	
Quarter ending September 2018	0	
Quarter ending December 2018	35	↑
Quarter ending March 2019	1,690	↑
Quarter ending June 2019	3,251	↑
Variance since June 2018	N/A	



ACTIVITY



Month	Adjusted Scheduled Activity (UDA)	
	2019	2020
April	0	1,023
May	0	3,219
June	0	4,694
July	0	
August	0	
September	0	
October	0	
November	0	
December	0	
January	1,027	
February	2,844	
March	5,081	
April	6,365	
May	6,381	
June	6,380	

QUALITY

	Quantity	Base Number	Contract	AT	Region	England
% of FP17s for the same patient ID Re-attending within 3 months - Children	23	532	4.3%	9.8%	11.2%	11.4%
% of FP17s for the same patient ID Re-attending within 3 months - Adults	80	1,266	6.3%	13.5%	14.8%	15.4%
% of FP17s for the same patient ID Re-attending between 3 & 9 months - Children	13	532	2.4%	63.2%	60.9%	59.8%
% of FP17s for the same patient ID Re-attending between 3 & 9 months - Adults	46	1,266	3.6%	57.2%	53.2%	52.1%
% of FP17s for Band 1 Urgent Courses	41	1,468	2.8%	7.0%	8.3%	9.2%
% of FP17s Relating to Free Repair or Replacements	3	1,468	0.2%	0.7%	0.7%	0.7%
% of FP17s Relating to Continuations	14	1,468	1.0%	1.0%	0.8%	0.8%
% of Patients satisfied with the dentistry they have received	1	1	N/A	92.3%	93.2%	93.4%
% of Patients satisfied with the time they had to wait for an appointment	1	1	N/A	86.3%	88.5%	87.6%

* This is based on patients treated on this contract for their most recent course of treatment. Figures in italics indicate the base number of FP17s or Patient Questionnaire responses are less than 100. N/A is shown where the base number of responses is less than 10 during the period. % is calculated as Quantity/Base number*100

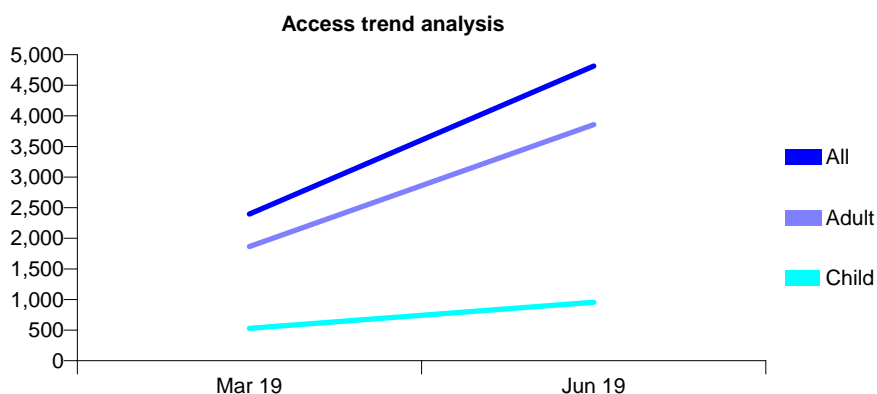
Q55 - Vital Signs At a Glance Contract Report for 100962/0000 - June 2019

Name or company name	Bath Lane Dental Practice Partnership
Contract type name	GDS Contract
Purpose of contract	General
Contract start date	19/12/2018
Contract end date	

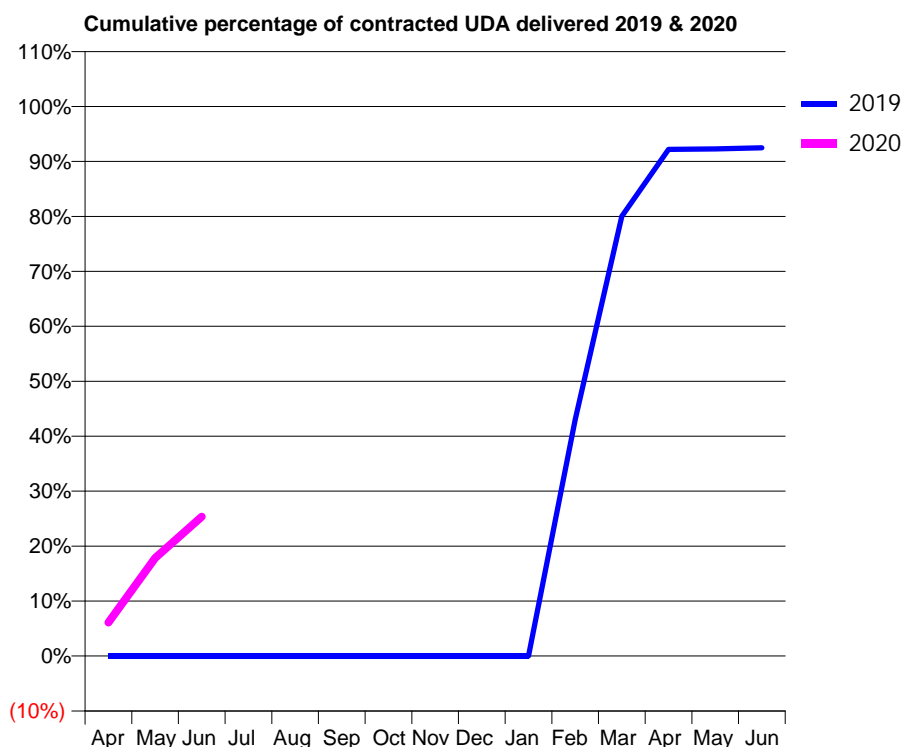
19/20 Contracted general activity (UDA)	27,225
Carry forward general activity (UDA)	0
19/20 Contracted orthodontic activity (UOA)	0
Carry forward orthodontic activity (UOA)	0
Baseline contract value	£744,304.15

ACCESS*

Patients seen in 24 months	Total	Change since previous quarter
Quarter ending June 2018	0	
Quarter ending September 2018	0	
Quarter ending December 2018	0	
Quarter ending March 2019	2,396	
Quarter ending June 2019	4,814	↑
Variance since June 2018	N/A	



ACTIVITY



Month	Adjusted Scheduled Activity (UDA)	
	2019	2020
April	0	1,659
May	0	4,862
June	0	6,902
July	0	
August	0	
September	0	
October	0	
November	0	
December	0	
January	0	
February	3,340	
March	6,208	
April	7,151	
May	7,159	
June	7,173	

QUALITY

	Quantity	Base Number	Contract	AT	Region	England
% of FP17s for the same patient ID Re-attending within 3 months - Children	15	491	3.1%	9.8%	11.2%	11.4%
% of FP17s for the same patient ID Re-attending within 3 months - Adults	148	2,210	6.7%	13.5%	14.8%	15.4%
% of FP17s for the same patient ID Re-attending between 3 & 9 months - Children	34	491	6.9%	63.2%	60.9%	59.8%
% of FP17s for the same patient ID Re-attending between 3 & 9 months - Adults	110	2,210	5.0%	57.2%	53.2%	52.1%
% of FP17s for Band 1 Urgent Courses	71	2,309	3.1%	7.0%	8.3%	9.2%
% of FP17s Relating to Free Repair or Replacements	2	2,309	0.1%	0.7%	0.7%	0.7%
% of FP17s Relating to Continuations	27	2,309	1.2%	1.0%	0.8%	0.8%
% of Patients satisfied with the dentistry they have received	1	2	N/A	92.3%	93.2%	93.4%
% of Patients satisfied with the time they had to wait for an appointment	1	2	N/A	86.3%	88.5%	87.6%

* This is based on patients treated on this contract for their most recent course of treatment. Figures in italics indicate the base number of FP17s or Patient Questionnaire responses are less than 100. N/A is shown where the base number of responses is less than 10 during the period. % is calculated as Quantity/Base number*100

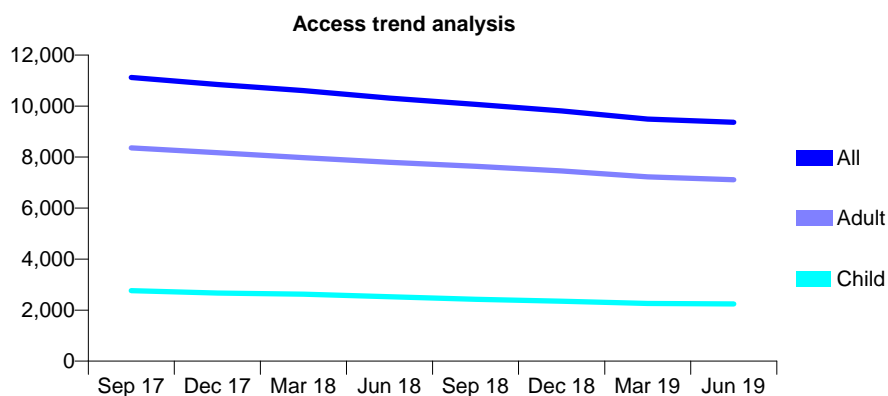
Q55 - Vital Signs At a Glance Contract Report for 101281/0023 - June 2019

Name or company name	OASIS DENTAL CARE LTD
Contract type name	GDS Contract
Purpose of contract	General
Contract start date	01/04/2006
Contract end date	

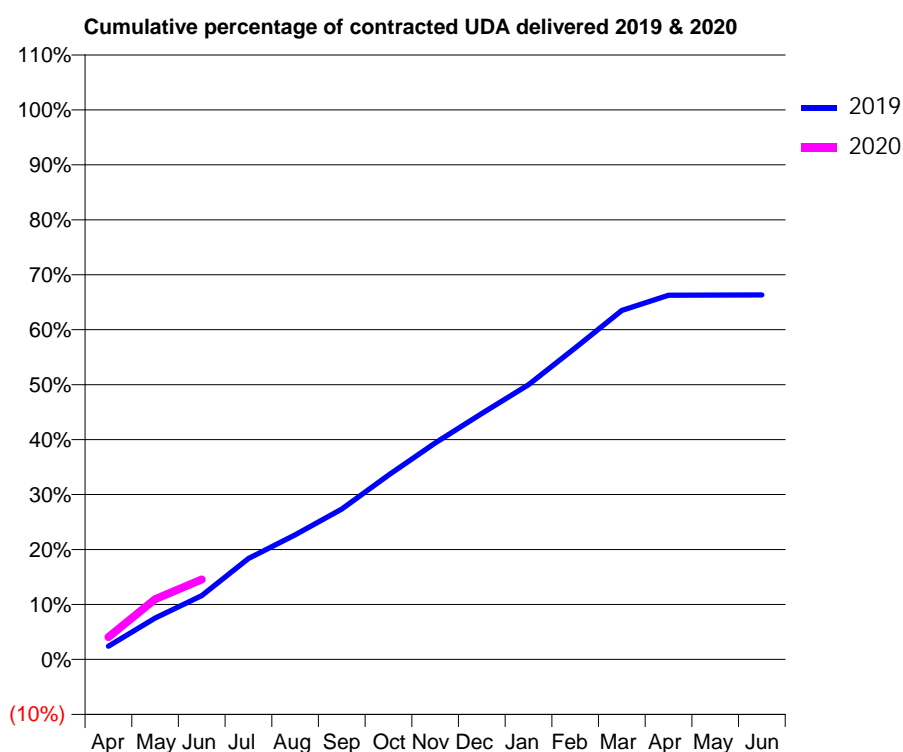
19/20 Contracted general activity (UDA)	35,550
Carry forward general activity (UDA)	0
19/20 Contracted orthodontic activity (UOA)	0
Carry forward orthodontic activity (UOA)	0
Baseline contract value	£784,582.43

ACCESS*

Patients seen in 24 months	Total	Change since previous quarter
Quarter ending June 2018	10,316	
Quarter ending September 2018	10,068	↓
Quarter ending December 2018	9,811	↓
Quarter ending March 2019	9,486	↓
Quarter ending June 2019	9,362	↓
Variance since June 2018	(9.2%)	↓



ACTIVITY



Adjusted Scheduled Activity (UDA)		
Month	2019	2020
April	855	1,445
May	2,679	3,903
June	4,127	5,173
July	6,527	
August	8,062	
September	9,728	
October	11,924	
November	14,007	
December	15,911	
January	17,769	
February	20,155	
March	22,568	
April	23,555	
May	23,567	
June	23,582	

QUALITY

	Quantity	Base Number	Contract	AT	Region	England
% of FP17s for the same patient ID Re-attending within 3 months - Children	60	853	7.0%	9.8%	11.2%	11.4%
% of FP17s for the same patient ID Re-attending within 3 months - Adults	347	2,666	13.0%	13.5%	14.8%	15.4%
% of FP17s for the same patient ID Re-attending between 3 & 9 months - Children	515	853	60.4%	63.2%	60.9%	59.8%
% of FP17s for the same patient ID Re-attending between 3 & 9 months - Adults	1,642	2,666	61.6%	57.2%	53.2%	52.1%
% of FP17s for Band 1 Urgent Courses	176	3,015	5.8%	7.0%	8.3%	9.2%
% of FP17s Relating to Free Repair or Replacements	40	3,015	1.3%	0.7%	0.7%	0.7%
% of FP17s Relating to Continuations	19	3,015	0.6%	1.0%	0.8%	0.8%
% of Patients satisfied with the dentistry they have received	3	4	N/A	92.3%	93.2%	93.4%
% of Patients satisfied with the time they had to wait for an appointment	2	4	N/A	86.3%	88.5%	87.6%

* This is based on patients treated on this contract for their most recent course of treatment. Figures in italics indicate the base number of FP17s or Patient Questionnaire responses are less than 100. N/A is shown where the base number of responses is less than 10 during the period. % is calculated as Quantity/Base number*100

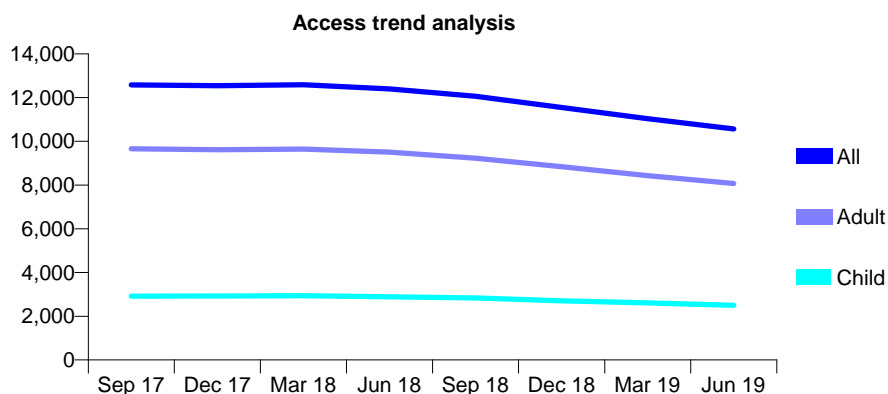
Q55 - Vital Signs At a Glance Contract Report for 101281/0041 - June 2019

Name or company name	OASIS DENTAL CARE LTD
Contract type name	GDS Contract
Purpose of contract	General
Contract start date	01/04/2006
Contract end date	

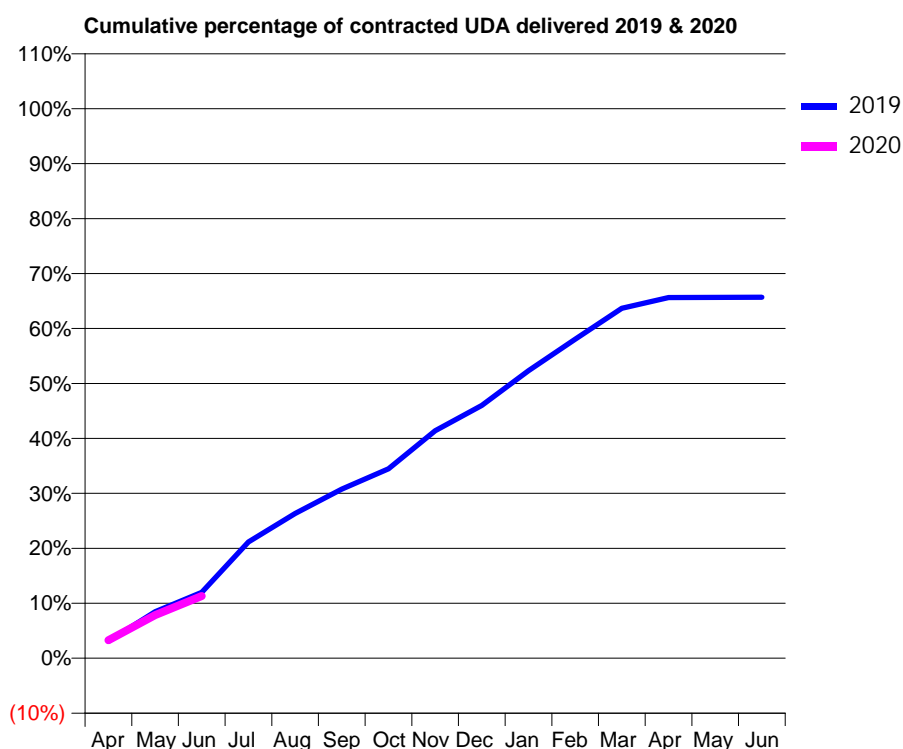
19/20 Contracted general activity (UDA)	42,036
Carry forward general activity (UDA)	0
19/20 Contracted orthodontic activity (UOA)	0
Carry forward orthodontic activity (UOA)	0
Baseline contract value	£942,165.43

ACCESS*

Patients seen in 24 months	Total	Change since previous quarter
Quarter ending June 2018	12,399	
Quarter ending September 2018	12,060	↓
Quarter ending December 2018	11,543	↓
Quarter ending March 2019	11,038	↓
Quarter ending June 2019	10,569	↓
Variance since June 2018	(14.8%)	↓



ACTIVITY



Month	2019	2020
April	1,314	1,380
May	3,558	3,297
June	5,035	4,756
July	8,896	
August	11,077	
September	12,940	
October	14,494	
November	17,409	
December	19,334	
January	22,003	
February	24,409	
March	26,773	
April	27,592	
May	27,599	
June	27,604	

QUALITY

	Quantity	Base Number	Contract	AT	Region	England
% of FP17s for the same patient ID Re-attending within 3 months - Children	41	700	5.9%	9.8%	11.2%	11.4%
% of FP17s for the same patient ID Re-attending within 3 months - Adults	306	2,320	13.2%	13.5%	14.8%	15.4%
% of FP17s for the same patient ID Re-attending between 3 & 9 months - Children	459	700	65.6%	63.2%	60.9%	59.8%
% of FP17s for the same patient ID Re-attending between 3 & 9 months - Adults	1,381	2,320	59.5%	57.2%	53.2%	52.1%
% of FP17s for Band 1 Urgent Courses	191	2,594	7.4%	7.0%	8.3%	9.2%
% of FP17s Relating to Free Repair or Replacements	40	2,594	1.5%	0.7%	0.7%	0.7%
% of FP17s Relating to Continuations	35	2,594	1.3%	1.0%	0.8%	0.8%
% of Patients satisfied with the dentistry they have received	5	6	N/A	92.3%	93.2%	93.4%
% of Patients satisfied with the time they had to wait for an appointment	4	6	N/A	86.3%	88.5%	87.6%

* This is based on patients treated on this contract for their most recent course of treatment. Figures in italics indicate the base number of FP17s or Patient Questionnaire responses are less than 100. N/A is shown where the base number of responses is less than 10 during the period. % is calculated as Quantity/Base number*100

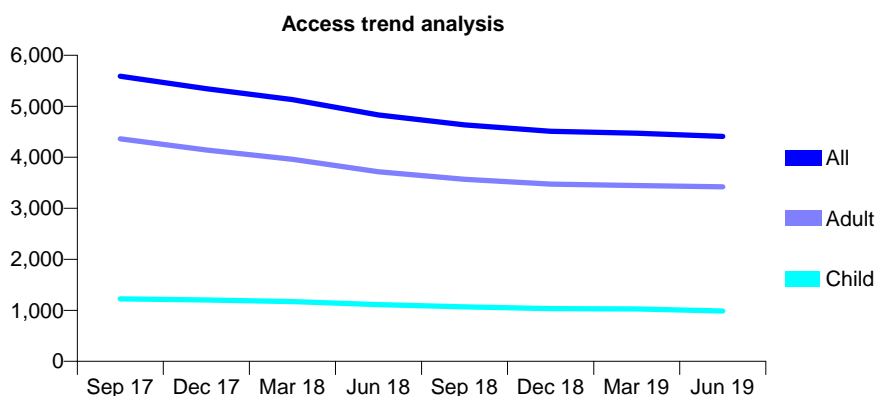
Q55 - Vital Signs At a Glance Contract Report for 101281/0048 - June 2019

Name or company name	OASIS DENTAL CARE LTD
Contract type name	Pilot Contract
Purpose of contract	General and Orthodontic
Contract start date	01/04/2006
Contract end date	

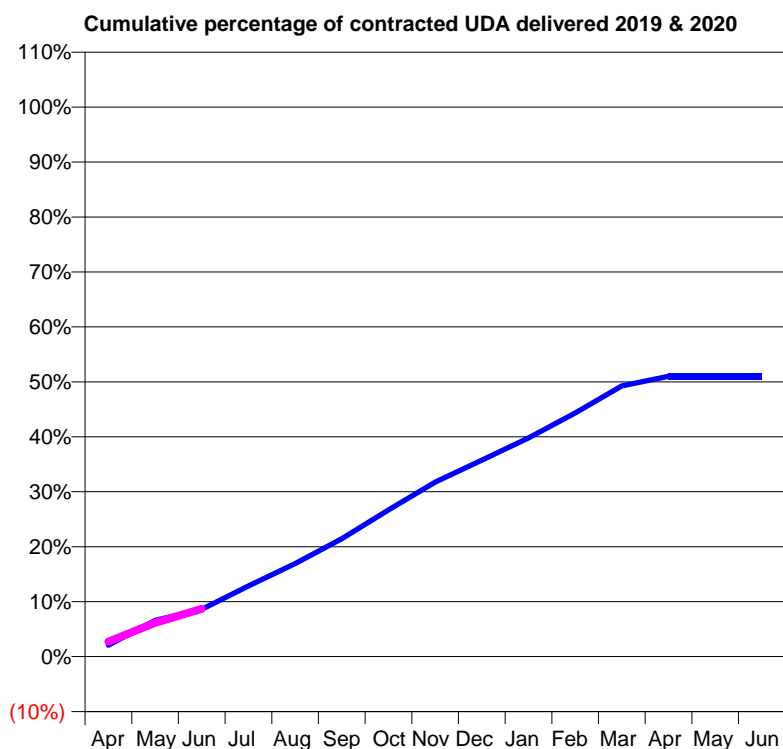
19/20 Contracted general activity (UDA)	19,361
Carry forward general activity (UDA)	0
19/20 Contracted orthodontic activity (UOA)	628
Carry forward orthodontic activity (UOA)	0
Baseline contract value	£521,440.23

ACCESS*

Patients seen in 24 months	Total	Change since previous quarter
Quarter ending June 2018	4,830	
Quarter ending September 2018	4,634	↓
Quarter ending December 2018	4,511	↓
Quarter ending March 2019	4,472	→
Quarter ending June 2019	4,408	↓
Variance since June 2018	(8.7%)	↓



ACTIVITY



Month	Adjusted Scheduled Activity (UDA)	
	2019	2020
April	406	528
May	1,275	1,198
June	1,663	1,684
July	2,493	
August	3,280	
September	4,149	
October	5,164	
November	6,148	
December	6,922	
January	7,704	
February	8,584	
March	9,534	
April	9,876	
May	9,876	
June	9,876	

QUALITY

	Quantity	Base Number	Contract	AT	Region	England
% of FP17s for the same patient ID Re-attending within 3 months - Children	13	273	4.8%	9.8%	11.2%	11.4%
% of FP17s for the same patient ID Re-attending within 3 months - Adults	49	781	6.3%	13.5%	14.8%	15.4%
% of FP17s for the same patient ID Re-attending between 3 & 9 months - Children	174	273	63.7%	63.2%	60.9%	59.8%
% of FP17s for the same patient ID Re-attending between 3 & 9 months - Adults	391	781	50.1%	57.2%	53.2%	52.1%
% of FP17s for Band 1 Urgent Courses	11	875	1.3%	7.0%	8.3%	9.2%
% of FP17s Relating to Free Repair or Replacements	3	875	0.3%	0.7%	0.7%	0.7%
% of FP17s Relating to Continuations	8	875	0.9%	1.0%	0.8%	0.8%
% of Patients satisfied with the dentistry they have received	2	2	N/A	92.3%	93.2%	93.4%
% of Patients satisfied with the time they had to wait for an appointment	1	2	N/A	86.3%	88.5%	87.6%

* This is based on patients treated on this contract for their most recent course of treatment. Figures in italics indicate the base number of FP17s or Patient Questionnaire responses are less than 100. N/A is shown where the base number of responses is less than 10 during the period. % is calculated as Quantity/Base number*100

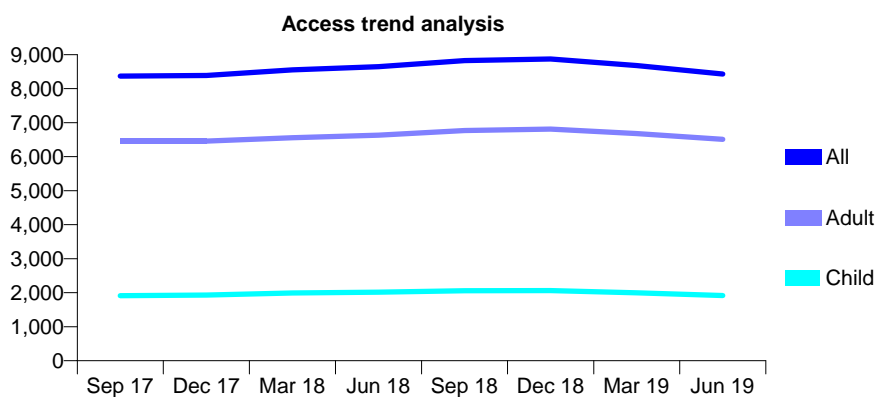
Q55 - Vital Signs At a Glance Contract Report for 101281/0059 - June 2019

Name or company name	OASIS DENTAL CARE LTD
Contract type name	GDS Contract
Purpose of contract	General
Contract start date	01/04/2006
Contract end date	

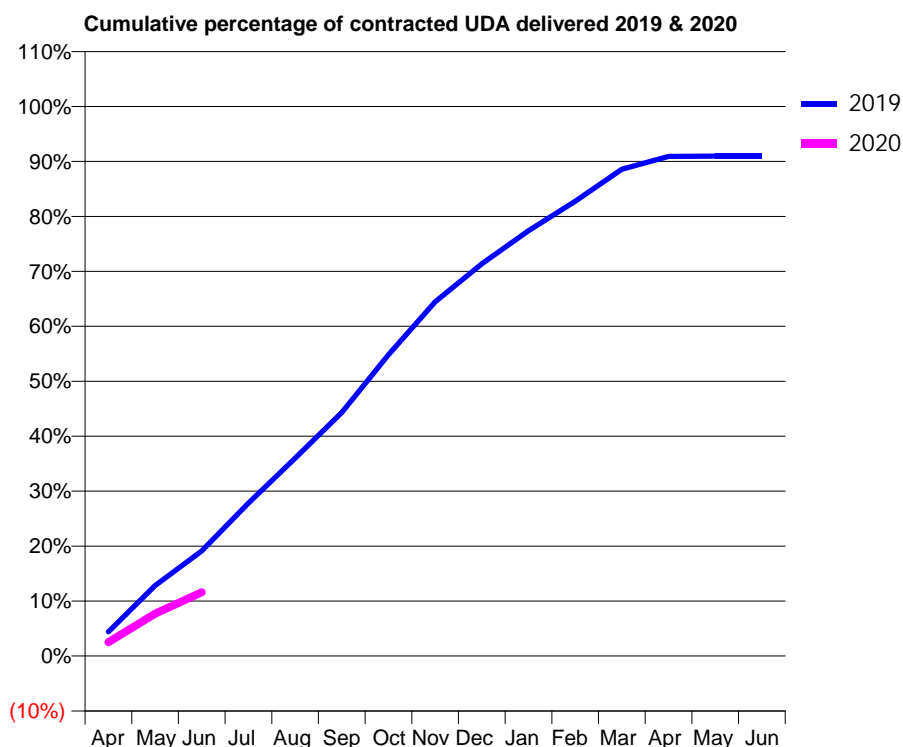
19/20 Contracted general activity (UDA)	26,245
Carry forward general activity (UDA)	0
19/20 Contracted orthodontic activity (UOA)	0
Carry forward orthodontic activity (UOA)	0
Baseline contract value	£623,310.50

ACCESS*

Patients seen in 24 months	Total	Change since previous quarter
Quarter ending June 2018	8,648	
Quarter ending September 2018	8,827	↑
Quarter ending December 2018	8,872	→
Quarter ending March 2019	8,681	↓
Quarter ending June 2019	8,430	↓
Variance since June 2018	(2.5%)	↓



ACTIVITY



Month	Adjusted Scheduled Activity (UDA)	
	2019	2020
April	1,162	662
May	3,363	2,021
June	5,022	3,045
July	7,299	
August	9,447	
September	11,631	
October	14,389	
November	16,920	
December	18,726	
January	20,313	
February	21,715	
March	23,248	
April	23,860	
May	23,872	
June	23,872	

QUALITY

	Quantity	Base Number	Contract	AT	Region	England
% of FP17s for the same patient ID Re-attending within 3 months - Children	32	431	7.4%	9.8%	11.2%	11.4%
% of FP17s for the same patient ID Re-attending within 3 months - Adults	172	1,560	11.0%	13.5%	14.8%	15.4%
% of FP17s for the same patient ID Re-attending between 3 & 9 months - Children	287	431	66.6%	63.2%	60.9%	59.8%
% of FP17s for the same patient ID Re-attending between 3 & 9 months - Adults	1,079	1,560	69.2%	57.2%	53.2%	52.1%
% of FP17s for Band 1 Urgent Courses	178	1,679	10.6%	7.0%	8.3%	9.2%
% of FP17s Relating to Free Repair or Replacements	13	1,679	0.8%	0.7%	0.7%	0.7%
% of FP17s Relating to Continuations	21	1,679	1.3%	1.0%	0.8%	0.8%
% of Patients satisfied with the dentistry they have received	2	3	N/A	92.3%	93.2%	93.4%
% of Patients satisfied with the time they had to wait for an appointment	3	3	N/A	86.3%	88.5%	87.6%

* This is based on patients treated on this contract for their most recent course of treatment. Figures in italics indicate the base number of FP17s or Patient Questionnaire responses are less than 100. N/A is shown where the base number of responses is less than 10 during the period. % is calculated as Quantity/Base number*100

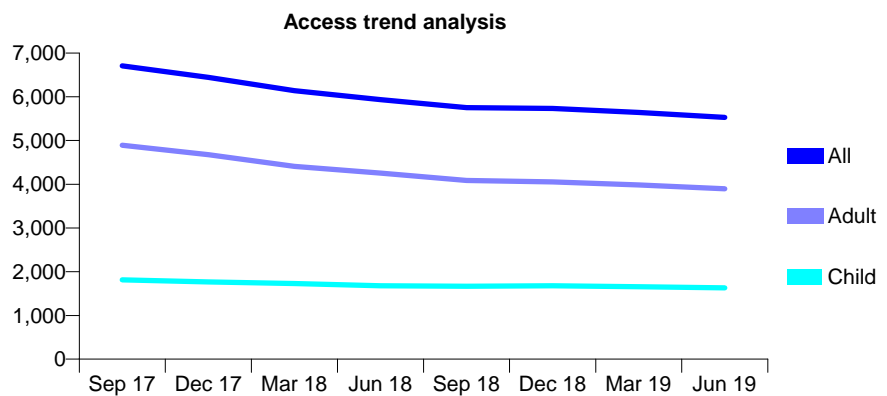
Q55 - Vital Signs At a Glance Contract Report for 101281/0092 - June 2019

Name or company name	OASIS DENTAL CARE LTD
Contract type name	GDS Contract
Purpose of contract	General
Contract start date	01/04/2006
Contract end date	

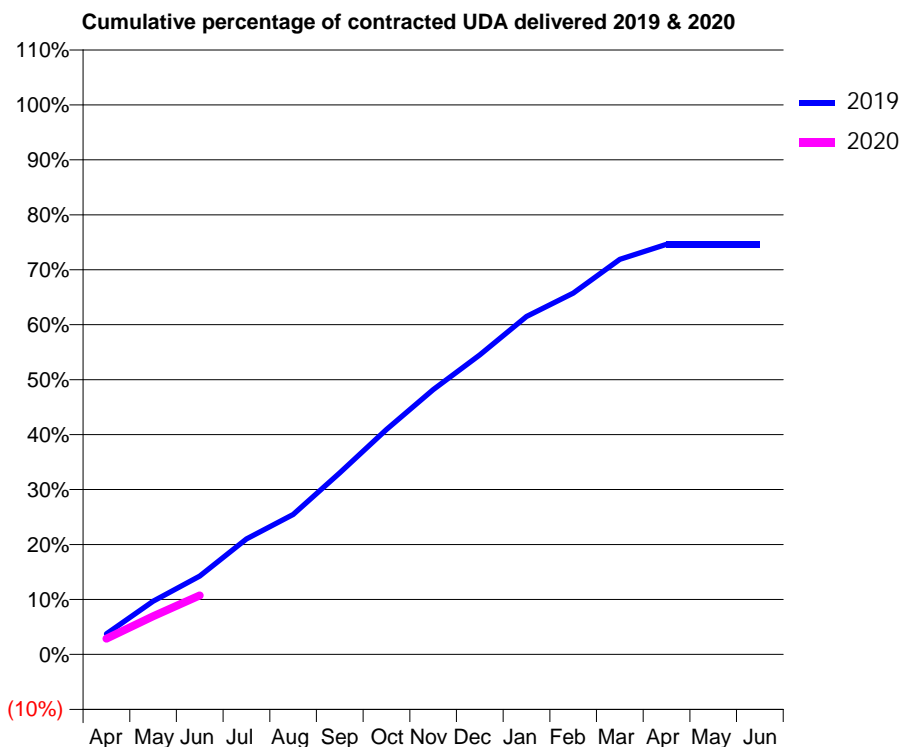
19/20 Contracted general activity (UDA)	18,929
Carry forward general activity (UDA)	0
19/20 Contracted orthodontic activity (UOA)	0
Carry forward orthodontic activity (UOA)	0
Baseline contract value	£419,178.26

ACCESS*

Patients seen in 24 months	Total	Change since previous quarter
Quarter ending June 2018	5,934	
Quarter ending September 2018	5,752	↓
Quarter ending December 2018	5,732	→
Quarter ending March 2019	5,640	↓
Quarter ending June 2019	5,527	↓
Variance since June 2018	(6.9%)	↓



ACTIVITY



Month	2019	2020
April	709	546
May	1,833	1,315
June	2,697	2,031
July	3,974	
August	4,819	
September	6,252	
October	7,745	
November	9,120	
December	10,314	
January	11,640	
February	12,445	
March	13,606	
April	14,128	
May	14,127	
June	14,128	

QUALITY

	Quantity	Base Number	Contract	AT	Region	England
% of FP17s for the same patient ID Re-attending within 3 months - Children	25	601	4.2%	9.8%	11.2%	11.4%
% of FP17s for the same patient ID Re-attending within 3 months - Adults	123	1,230	10.0%	13.5%	14.8%	15.4%
% of FP17s for the same patient ID Re-attending between 3 & 9 months - Children	415	601	69.1%	63.2%	60.9%	59.8%
% of FP17s for the same patient ID Re-attending between 3 & 9 months - Adults	798	1,230	64.9%	57.2%	53.2%	52.1%
% of FP17s for Band 1 Urgent Courses	57	1,174	4.9%	7.0%	8.3%	9.2%
% of FP17s Relating to Free Repair or Replacements	9	1,174	0.8%	0.7%	0.7%	0.7%
% of FP17s Relating to Continuations	12	1,174	1.0%	1.0%	0.8%	0.8%
% of Patients satisfied with the dentistry they have received	1	1	N/A	92.3%	93.2%	93.4%
% of Patients satisfied with the time they had to wait for an appointment	1	1	N/A	86.3%	88.5%	87.6%

* This is based on patients treated on this contract for their most recent course of treatment. Figures in italics indicate the base number of FP17s or Patient Questionnaire responses are less than 100. N/A is shown where the base number of responses is less than 10 during the period. % is calculated as Quantity/Base number*100

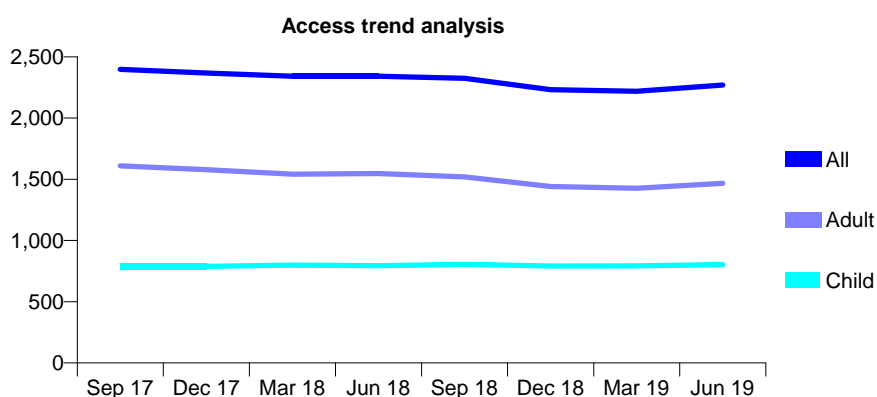
Q55 - Vital Signs At a Glance Contract Report for 101281/0118 - June 2019

Name or company name	OASIS DENTAL CARE LTD
Contract type name	GDS Contract
Purpose of contract	General
Contract start date	01/04/2006
Contract end date	

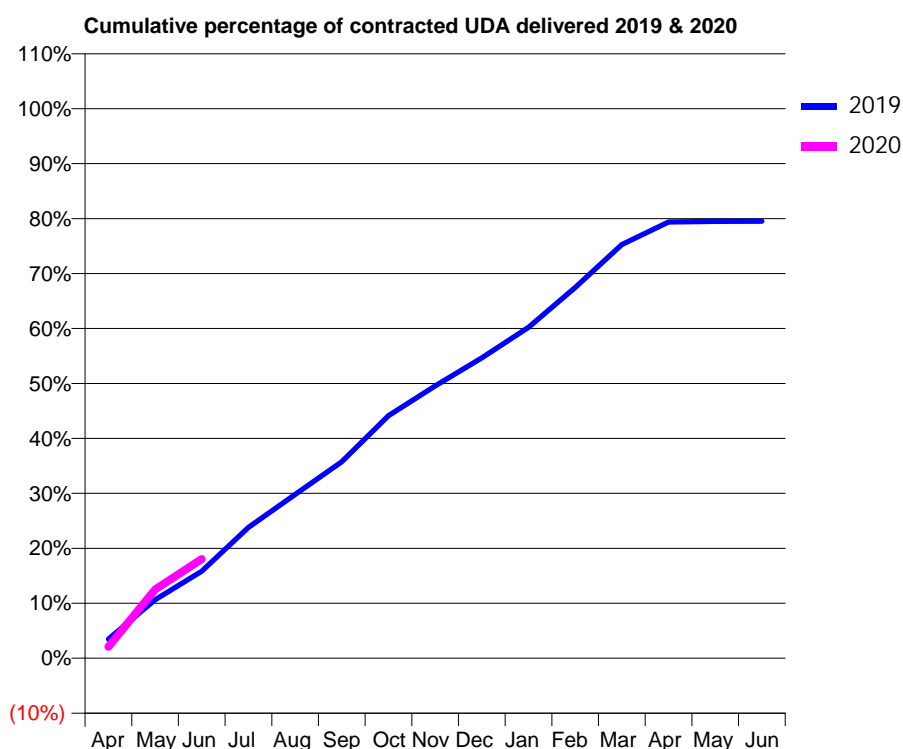
19/20 Contracted general activity (UDA)	5,159
Carry forward general activity (UDA)	0
19/20 Contracted orthodontic activity (UOA)	0
Carry forward orthodontic activity (UOA)	0
Baseline contract value	£157,381.97

ACCESS*

Patients seen in 24 months	Total	Change since previous quarter
Quarter ending June 2018	2,341	
Quarter ending September 2018	2,325	→
Quarter ending December 2018	2,232	↓
Quarter ending March 2019	2,220	→
Quarter ending June 2019	2,270	↑
Variance since June 2018	(3.0%)	↓



ACTIVITY



Month	2019	2020
April	180	107
May	549	645
June	817	931
July	1,228	
August	1,538	
September	1,845	
October	2,276	
November	2,555	
December	2,820	
January	3,107	
February	3,480	
March	3,883	
April	4,095	
May	4,101	
June	4,102	

QUALITY

	Quantity	Base Number	Contract	AT	Region	England
% of FP17s for the same patient ID Re-attending within 3 months - Children	13	303	4.3%	9.8%	11.2%	11.4%
% of FP17s for the same patient ID Re-attending within 3 months - Adults	71	517	13.7%	13.5%	14.8%	15.4%
% of FP17s for the same patient ID Re-attending between 3 & 9 months - Children	189	303	62.4%	63.2%	60.9%	59.8%
% of FP17s for the same patient ID Re-attending between 3 & 9 months - Adults	263	517	50.9%	57.2%	53.2%	52.1%
% of FP17s for Band 1 Urgent Courses	23	552	4.2%	7.0%	8.3%	9.2%
% of FP17s Relating to Free Repair or Replacements	3	552	0.5%	0.7%	0.7%	0.7%
% of FP17s Relating to Continuations	9	552	1.6%	1.0%	0.8%	0.8%
% of Patients satisfied with the dentistry they have received	1	1	N/A	92.3%	93.2%	93.4%
% of Patients satisfied with the time they had to wait for an appointment	1	1	N/A	86.3%	88.5%	87.6%

* This is based on patients treated on this contract for their most recent course of treatment. Figures in italics indicate the base number of FP17s or Patient Questionnaire responses are less than 100. N/A is shown where the base number of responses is less than 10 during the period. % is calculated as Quantity/Base number*100

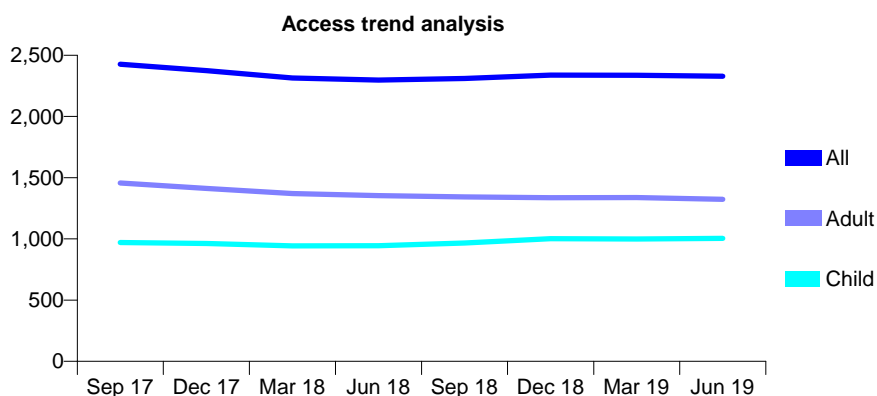
Q55 - Vital Signs At a Glance Contract Report for 101281/0129 - June 2019

Name or company name	OASIS DENTAL CARE LTD
Contract type name	GDS Contract
Purpose of contract	General
Contract start date	01/04/2006
Contract end date	

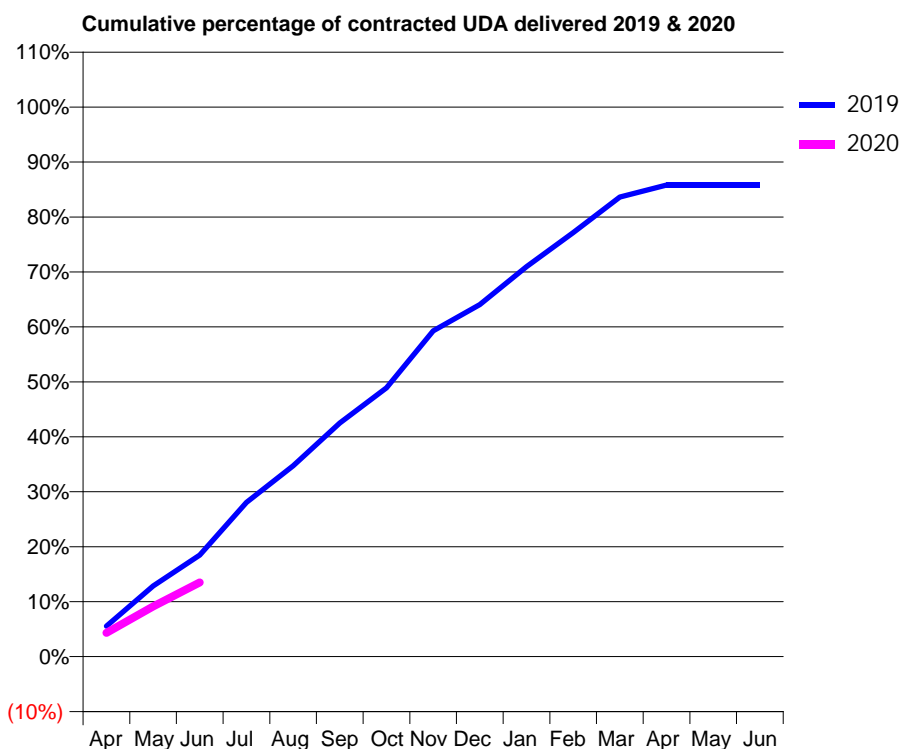
19/20 Contracted general activity (UDA)	7,956
Carry forward general activity (UDA)	0
19/20 Contracted orthodontic activity (UOA)	0
Carry forward orthodontic activity (UOA)	0
Baseline contract value	£179,261.84

ACCESS*

Patients seen in 24 months	Total	Change since previous quarter
Quarter ending June 2018	2,297	
Quarter ending September 2018	2,310	→
Quarter ending December 2018	2,338	→
Quarter ending March 2019	2,337	→
Quarter ending June 2019	2,328	→
Variance since June 2018	1.3%	→



ACTIVITY



Month	Adjusted Scheduled Activity (UDA)	
	2019	2020
April	441	344
May	1,024	726
June	1,471	1,074
July	2,234	
August	2,763	
September	3,382	
October	3,891	
November	4,715	
December	5,095	
January	5,644	
February	6,139	
March	6,653	
April	6,827	
May	6,827	
June	6,827	

QUALITY

	Quantity	Base Number	Contract	AT	Region	England
% of FP17s for the same patient ID Re-attending within 3 months - Children	36	328	11.0%	9.8%	11.2%	11.4%
% of FP17s for the same patient ID Re-attending within 3 months - Adults	55	391	14.1%	13.5%	14.8%	15.4%
% of FP17s for the same patient ID Re-attending between 3 & 9 months - Children	229	328	69.8%	63.2%	60.9%	59.8%
% of FP17s for the same patient ID Re-attending between 3 & 9 months - Adults	261	391	66.8%	57.2%	53.2%	52.1%
% of FP17s for Band 1 Urgent Courses	68	621	11.0%	7.0%	8.3%	9.2%
% of FP17s Relating to Free Repair or Replacements	6	621	1.0%	0.7%	0.7%	0.7%
% of FP17s Relating to Continuations	4	621	0.6%	1.0%	0.8%	0.8%
% of Patients satisfied with the dentistry they have received	2	2	N/A	92.3%	93.2%	93.4%
% of Patients satisfied with the time they had to wait for an appointment	2	2	N/A	86.3%	88.5%	87.6%

* This is based on patients treated on this contract for their most recent course of treatment. Figures in italics indicate the base number of FP17s or Patient Questionnaire responses are less than 100. N/A is shown where the base number of responses is less than 10 during the period. % is calculated as Quantity/Base number*100

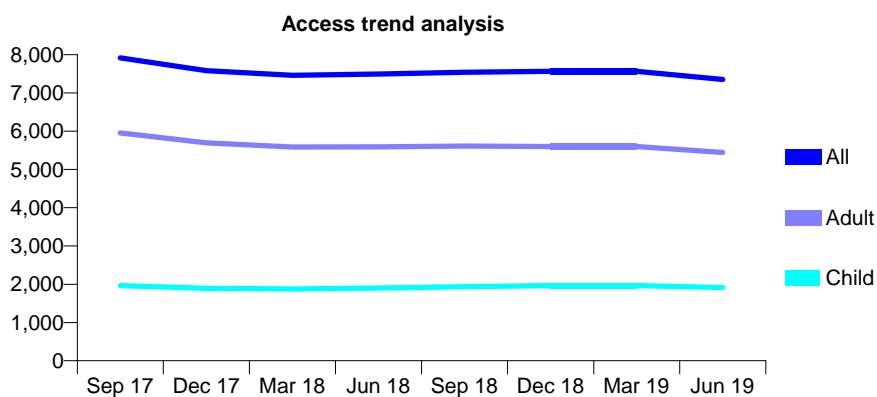
Q55 - Vital Signs At a Glance Contract Report for 101281/0200 - June 2019

Name or company name	OASIS DENTAL CARE LTD
Contract type name	Pilot Contract
Purpose of contract	General
Contract start date	28/04/2009
Contract end date	

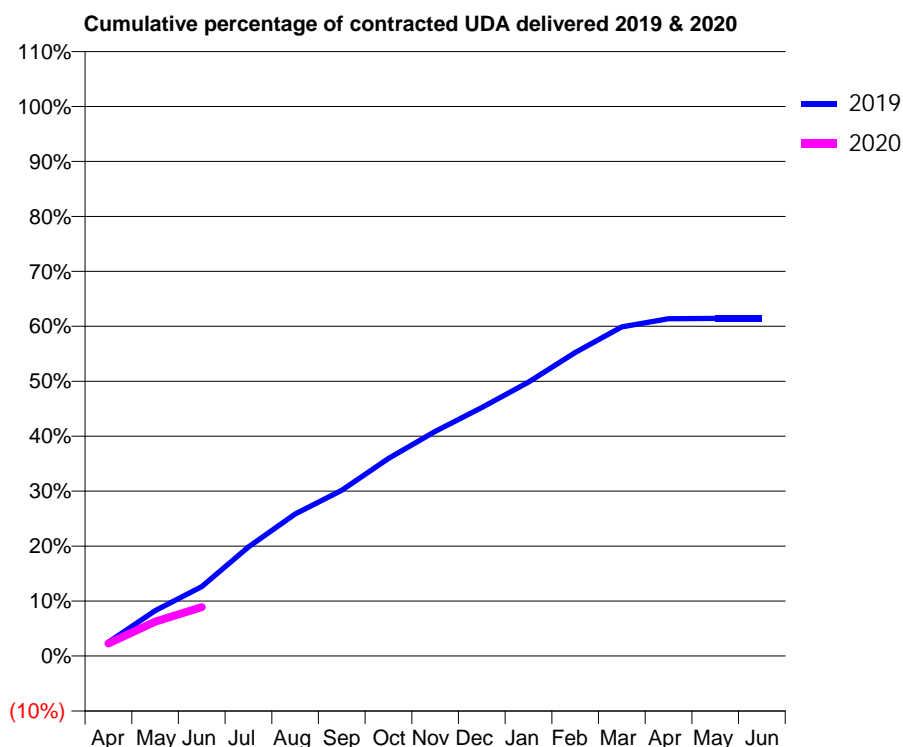
19/20 Contracted general activity (UDA)	30,000
Carry forward general activity (UDA)	0
19/20 Contracted orthodontic activity (UOA)	0
Carry forward orthodontic activity (UOA)	0
Baseline contract value	£666,065.49

ACCESS*

Patients seen in 24 months	Total	Change since previous quarter
Quarter ending June 2018	7,493	
Quarter ending September 2018	7,543	→
Quarter ending December 2018	7,565	→
Quarter ending March 2019	7,567	→
Quarter ending June 2019	7,355	↓
Variance since June 2018	(1.8%)	↓



ACTIVITY



Month	Adjusted Scheduled Activity (UDA)	
	2019	2020
April	756	689
May	2,477	1,874
June	3,786	2,669
July	5,962	
August	7,760	
September	9,047	
October	10,783	
November	12,266	
December	13,570	
January	14,960	
February	16,571	
March	17,963	
April	18,414	
May	18,429	
June	18,430	

QUALITY

	Quantity	Base Number	Contract	AT	Region	England
% of FP17s for the same patient ID Re-attending within 3 months - Children	21	438	4.8%	9.8%	11.2%	11.4%
% of FP17s for the same patient ID Re-attending within 3 months - Adults	85	1,080	7.9%	13.5%	14.8%	15.4%
% of FP17s for the same patient ID Re-attending between 3 & 9 months - Children	235	438	53.7%	63.2%	60.9%	59.8%
% of FP17s for the same patient ID Re-attending between 3 & 9 months - Adults	552	1,080	51.1%	57.2%	53.2%	52.1%
% of FP17s for Band 1 Urgent Courses	17	1,276	1.3%	7.0%	8.3%	9.2%
% of FP17s Relating to Free Repair or Replacements	6	1,276	0.5%	0.7%	0.7%	0.7%
% of FP17s Relating to Continuations	7	1,276	0.5%	1.0%	0.8%	0.8%
% of Patients satisfied with the dentistry they have received	5	5	N/A	92.3%	93.2%	93.4%
% of Patients satisfied with the time they had to wait for an appointment	4	5	N/A	86.3%	88.5%	87.6%

* This is based on patients treated on this contract for their most recent course of treatment. Figures in italics indicate the base number of FP17s or Patient Questionnaire responses are less than 100. N/A is shown where the base number of responses is less than 10 during the period. % is calculated as Quantity/Base number*100

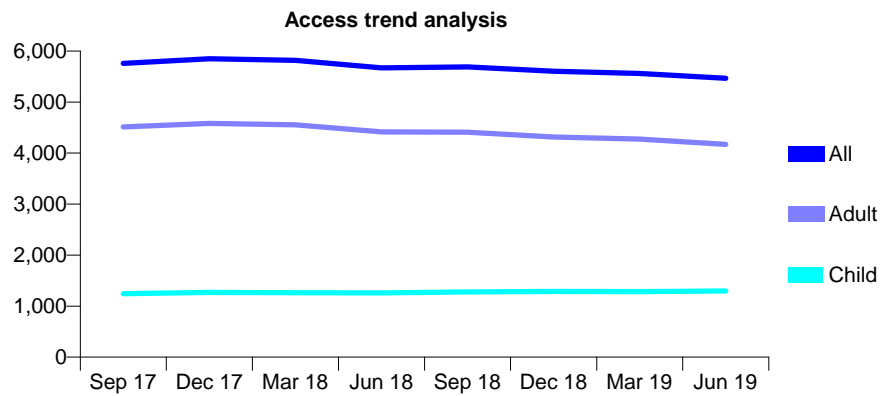
Q55 - Vital Signs At a Glance Contract Report for 101338/0050 - June 2019

Name or company name	Whitecross Dental Care Limited
Contract type name	GDS Contract
Purpose of contract	General
Contract start date	01/04/2007
Contract end date	

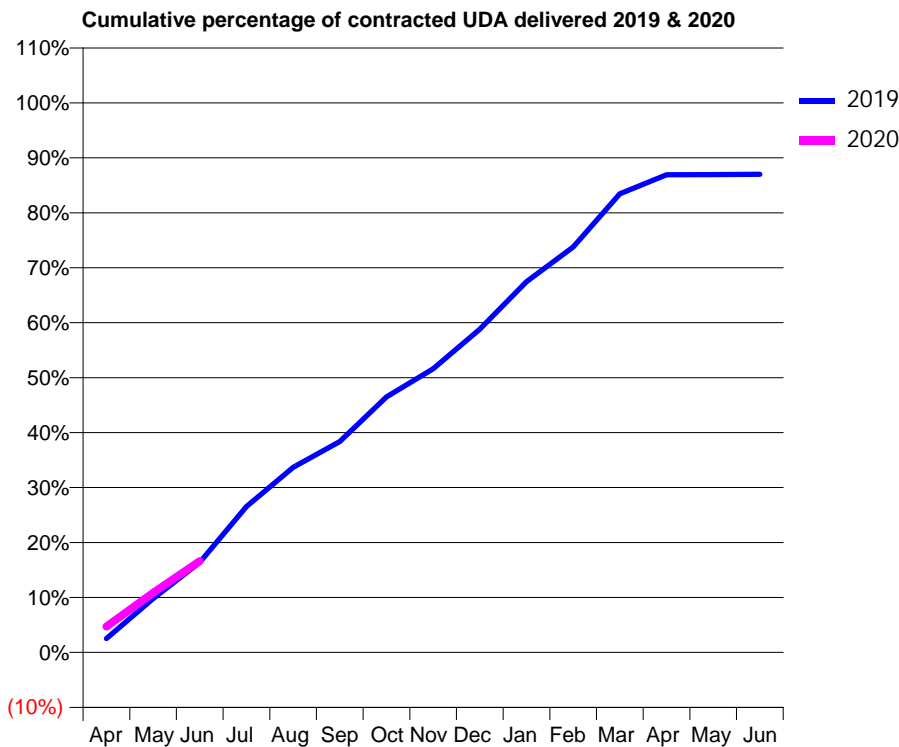
19/20 Contracted general activity (UDA)	16,000
Carry forward general activity (UDA)	0
19/20 Contracted orthodontic activity (UOA)	0
Carry forward orthodontic activity (UOA)	0
Baseline contract value	£424,475.43

ACCESS*

Patients seen in 24 months	Total	Change since previous quarter
Quarter ending June 2018	5,672	
Quarter ending September 2018	5,689	→
Quarter ending December 2018	5,604	↓
Quarter ending March 2019	5,561	→
Quarter ending June 2019	5,469	↓
Variance since June 2018	(3.6%)	↓



ACTIVITY



Month	2019	2020
April	403	756
May	1,572	1,739
June	2,623	2,660
July	4,251	
August	5,387	
September	6,139	
October	7,438	
November	8,259	
December	9,411	
January	10,794	
February	11,804	
March	13,351	
April	13,906	
May	13,910	
June	13,923	

QUALITY

	Quantity	Base Number	Contract	AT	Region	England
% of FP17s for the same patient ID Re-attending within 3 months - Children	29	435	6.7%	9.8%	11.2%	11.4%
% of FP17s for the same patient ID Re-attending within 3 months - Adults	150	1,128	13.3%	13.5%	14.8%	15.4%
% of FP17s for the same patient ID Re-attending between 3 & 9 months - Children	272	435	62.5%	63.2%	60.9%	59.8%
% of FP17s for the same patient ID Re-attending between 3 & 9 months - Adults	580	1,128	51.4%	57.2%	53.2%	52.1%
% of FP17s for Band 1 Urgent Courses	98	1,336	7.3%	7.0%	8.3%	9.2%
% of FP17s Relating to Free Repair or Replacements	13	1,336	1.0%	0.7%	0.7%	0.7%
% of FP17s Relating to Continuations	20	1,336	1.5%	1.0%	0.8%	0.8%
% of Patients satisfied with the dentistry they have received	3	5	N/A	92.3%	93.2%	93.4%
% of Patients satisfied with the time they had to wait for an appointment	3	5	N/A	86.3%	88.5%	87.6%

* This is based on patients treated on this contract for their most recent course of treatment. Figures in italics indicate the base number of FP17s or Patient Questionnaire responses are less than 100. N/A is shown where the base number of responses is less than 10 during the period. % is calculated as Quantity/Base number*100

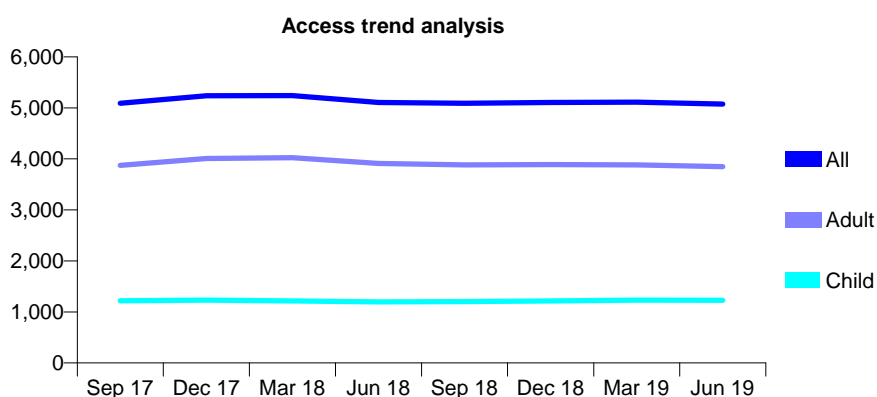
Q55 - Vital Signs At a Glance Contract Report for 101362/0006 - June 2019

Name or company name	Rodericks Dental Limited
Contract type name	GDS Contract
Purpose of contract	General
Contract start date	01/04/2008
Contract end date	

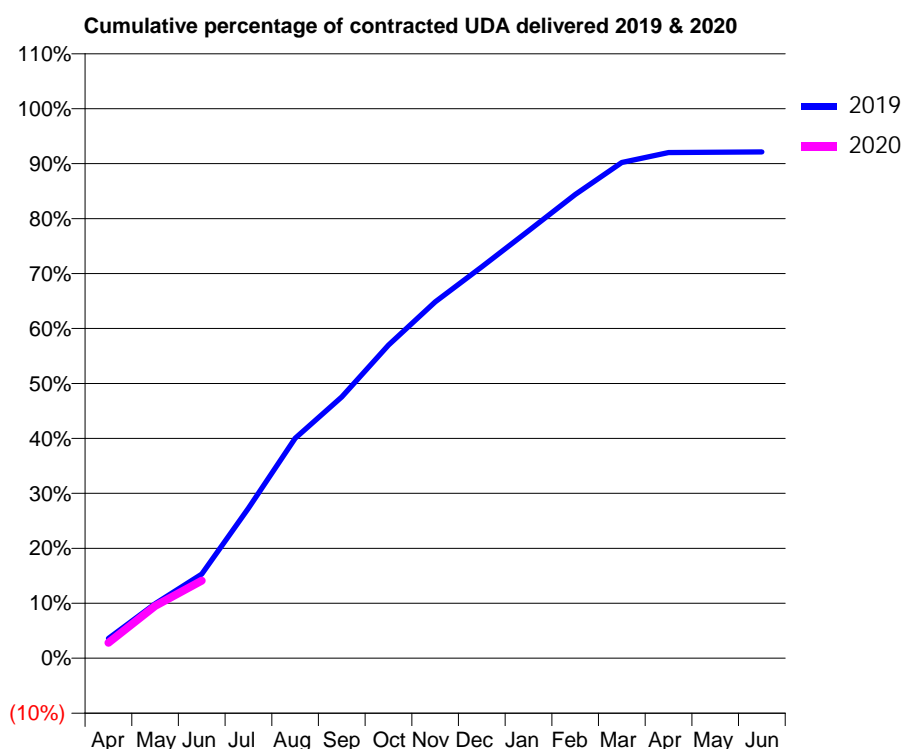
19/20 Contracted general activity (UDA)	13,542
Carry forward general activity (UDA)	0
19/20 Contracted orthodontic activity (UOA)	0
Carry forward orthodontic activity (UOA)	0
Baseline contract value	£333,732.11

ACCESS*

Patients seen in 24 months	Total	Change since previous quarter
Quarter ending June 2018	5,107	
Quarter ending September 2018	5,088	→
Quarter ending December 2018	5,106	→
Quarter ending March 2019	5,113	→
Quarter ending June 2019	5,075	→
Variance since June 2018	(0.6%)	→



ACTIVITY



Month	Adjusted Scheduled Activity (UDA)	
	2019	2020
April	487	379
May	1,343	1,285
June	2,073	1,910
July	3,699	
August	5,420	
September	6,439	
October	7,719	
November	8,780	
December	9,642	
January	10,532	
February	11,428	
March	12,215	
April	12,461	
May	12,466	
June	12,476	

QUALITY

	Quantity	Base Number	Contract	AT	Region	England
% of FP17s for the same patient ID Re-attending within 3 months - Children	11	394	2.8%	9.8%	11.2%	11.4%
% of FP17s for the same patient ID Re-attending within 3 months - Adults	49	992	4.9%	13.5%	14.8%	15.4%
% of FP17s for the same patient ID Re-attending between 3 & 9 months - Children	247	394	62.7%	63.2%	60.9%	59.8%
% of FP17s for the same patient ID Re-attending between 3 & 9 months - Adults	664	992	66.9%	57.2%	53.2%	52.1%
% of FP17s for Band 1 Urgent Courses	5	1,043	0.5%	7.0%	8.3%	9.2%
% of FP17s Relating to Free Repair or Replacements	6	1,043	0.6%	0.7%	0.7%	0.7%
% of FP17s Relating to Continuations	0	1,043	0.0%	1.0%	0.8%	0.8%
% of Patients satisfied with the dentistry they have received	1	1	N/A	92.3%	93.2%	93.4%
% of Patients satisfied with the time they had to wait for an appointment	1	1	N/A	86.3%	88.5%	87.6%

* This is based on patients treated on this contract for their most recent course of treatment.

Figures in italics indicate the base number of FP17s or Patient Questionnaire responses are less than 100. N/A is shown where the base number of responses is less than 10 during the period. % is calculated as Quantity/Base number*100

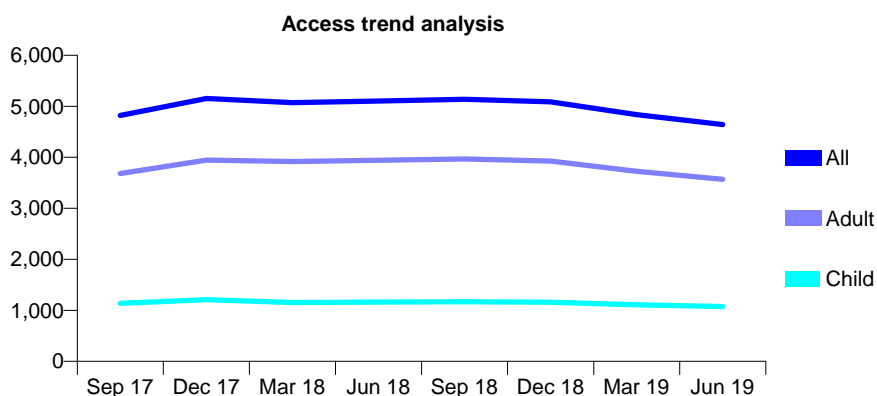
Q55 - Vital Signs At a Glance Contract Report for 101362/0007 - June 2019

Name or company name	Rodericks Dental Limited
Contract type name	GDS Contract
Purpose of contract	General
Contract start date	28/07/2008
Contract end date	

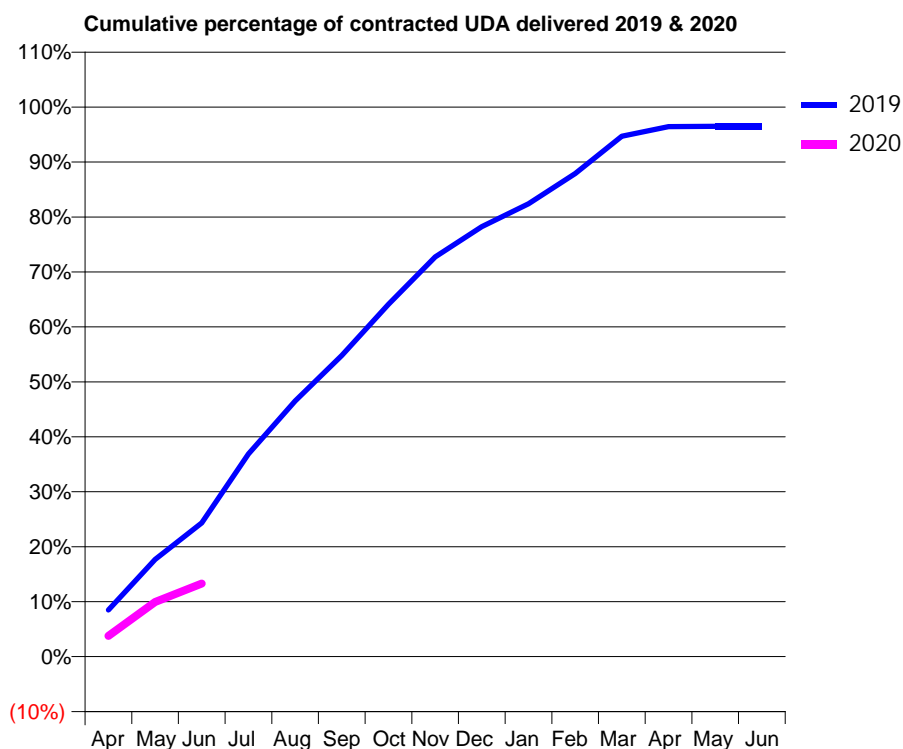
19/20 Contracted general activity (UDA)	12,292
Carry forward general activity (UDA)	0
19/20 Contracted orthodontic activity (UOA)	0
Carry forward orthodontic activity (UOA)	0
Baseline contract value	£311,483.29

ACCESS*

Patients seen in 24 months	Total	Change since previous quarter
Quarter ending June 2018	5,103	
Quarter ending September 2018	5,136	→
Quarter ending December 2018	5,086	→
Quarter ending March 2019	4,834	↓
Quarter ending June 2019	4,642	↓
Variance since June 2018	(9.0%)	↓



ACTIVITY



Month	Adjusted Scheduled Activity (UDA)	
	2019	2020
April	1,087	462
May	2,263	1,223
June	3,112	1,636
July	4,721	
August	5,951	
September	7,011	
October	8,201	
November	9,305	
December	10,010	
January	10,541	
February	11,244	
March	12,111	
April	12,337	
May	12,344	
June	12,344	

QUALITY

	Quantity	Base Number	Contract	AT	Region	England
% of FP17s for the same patient ID Re-attending within 3 months - Children	11	269	4.1%	9.8%	11.2%	11.4%
% of FP17s for the same patient ID Re-attending within 3 months - Adults	90	859	10.5%	13.5%	14.8%	15.4%
% of FP17s for the same patient ID Re-attending between 3 & 9 months - Children	167	269	62.1%	63.2%	60.9%	59.8%
% of FP17s for the same patient ID Re-attending between 3 & 9 months - Adults	546	859	63.6%	57.2%	53.2%	52.1%
% of FP17s for Band 1 Urgent Courses	118	961	12.3%	7.0%	8.3%	9.2%
% of FP17s Relating to Free Repair or Replacements	7	961	0.7%	0.7%	0.7%	0.7%
% of FP17s Relating to Continuations	0	961	0.0%	1.0%	0.8%	0.8%
% of Patients satisfied with the dentistry they have received	0	0	N/A	92.3%	93.2%	93.4%
% of Patients satisfied with the time they had to wait for an appointment	0	0	N/A	86.3%	88.5%	87.6%

* This is based on patients treated on this contract for their most recent course of treatment. Figures in italics indicate the base number of FP17s or Patient Questionnaire responses are less than 100. N/A is shown where the base number of responses is less than 10 during the period. % is calculated as Quantity/Base number*100

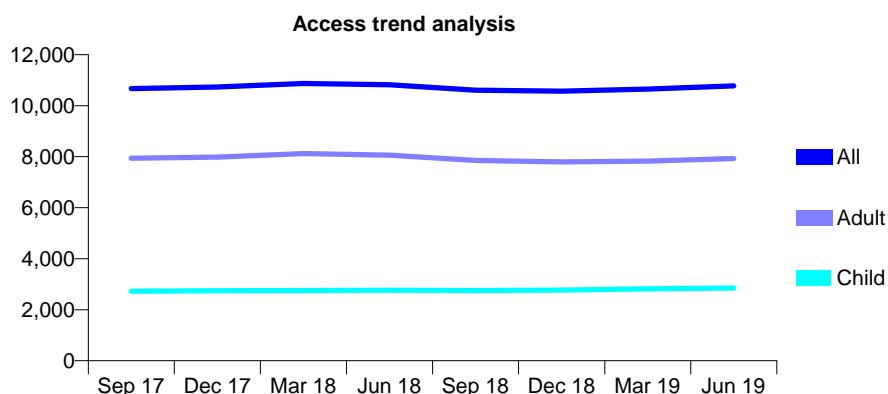
Q55 - Vital Signs At a Glance Contract Report for 101362/0008 - June 2019

Name or company name	Rodericks Dental Limited
Contract type name	GDS Contract
Purpose of contract	General
Contract start date	01/04/2008
Contract end date	

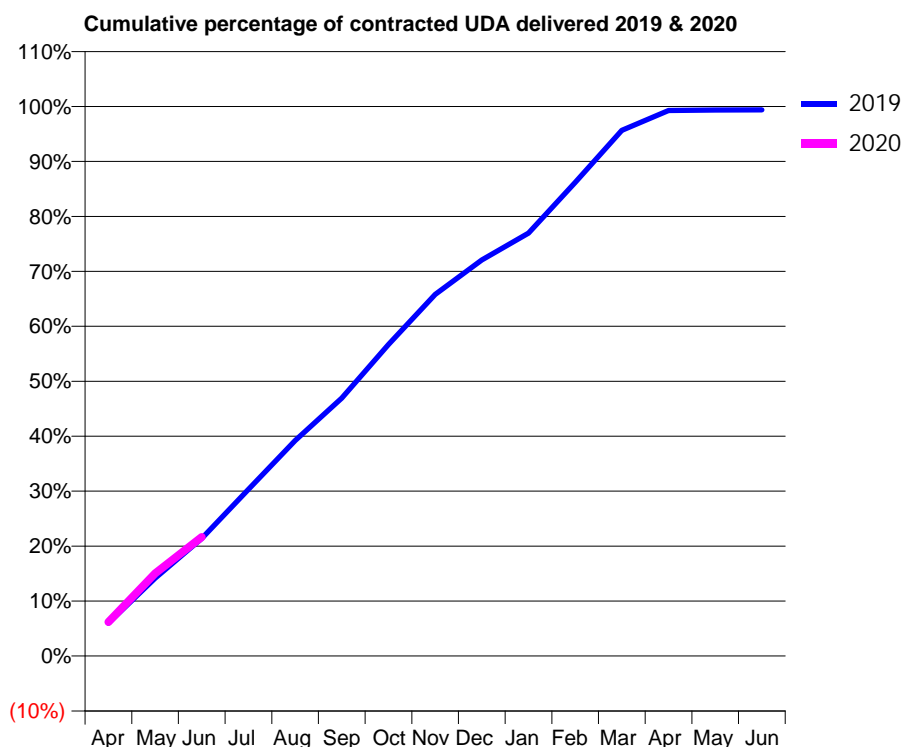
19/20 Contracted general activity (UDA)	26,370
Carry forward general activity (UDA)	0
19/20 Contracted orthodontic activity (UOA)	0
Carry forward orthodontic activity (UOA)	0
Baseline contract value	£622,596.09

ACCESS*

Patients seen in 24 months	Total	Change since previous quarter
Quarter ending June 2018	10,819	
Quarter ending September 2018	10,604	↓
Quarter ending December 2018	10,570	→
Quarter ending March 2019	10,653	→
Quarter ending June 2019	10,781	→
Variance since June 2018	(0.4%)	→



ACTIVITY



Month	Adjusted Scheduled Activity (UDA)	
	2019	2020
April	1,578	1,635
May	3,733	3,961
June	5,640	5,709
July	8,001	
August	10,344	
September	12,379	
October	14,953	
November	17,352	
December	19,002	
January	20,295	
February	22,727	
March	25,225	
April	26,177	
May	26,198	
June	26,206	

QUALITY

	Quantity	Base Number	Contract	AT	Region	England
% of FP17s for the same patient ID Re-attending within 3 months - Children	58	1,115	5.2%	9.8%	11.2%	11.4%
% of FP17s for the same patient ID Re-attending within 3 months - Adults	274	3,028	9.0%	13.5%	14.8%	15.4%
% of FP17s for the same patient ID Re-attending between 3 & 9 months - Children	785	1,115	70.4%	63.2%	60.9%	59.8%
% of FP17s for the same patient ID Re-attending between 3 & 9 months - Adults	1,893	3,028	62.5%	57.2%	53.2%	52.1%
% of FP17s for Band 1 Urgent Courses	156	3,541	4.4%	7.0%	8.3%	9.2%
% of FP17s Relating to Free Repair or Replacements	29	3,541	0.8%	0.7%	0.7%	0.7%
% of FP17s Relating to Continuations	3	3,541	0.1%	1.0%	0.8%	0.8%
% of Patients satisfied with the dentistry they have received	6	6	N/A	92.3%	93.2%	93.4%
% of Patients satisfied with the time they had to wait for an appointment	4	6	N/A	86.3%	88.5%	87.6%

* This is based on patients treated on this contract for their most recent course of treatment. Figures in italics indicate the base number of FP17s or Patient Questionnaire responses are less than 100. N/A is shown where the base number of responses is less than 10 during the period. % is calculated as Quantity/Base number*100

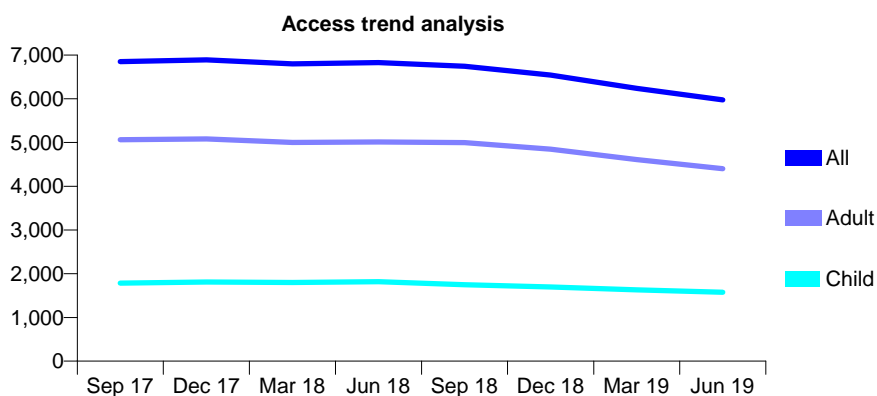
Q55 - Vital Signs At a Glance Contract Report for 101362/0014 - June 2019

Name or company name	Rodericks Dental Limited
Contract type name	GDS Contract
Purpose of contract	General
Contract start date	05/02/2009
Contract end date	

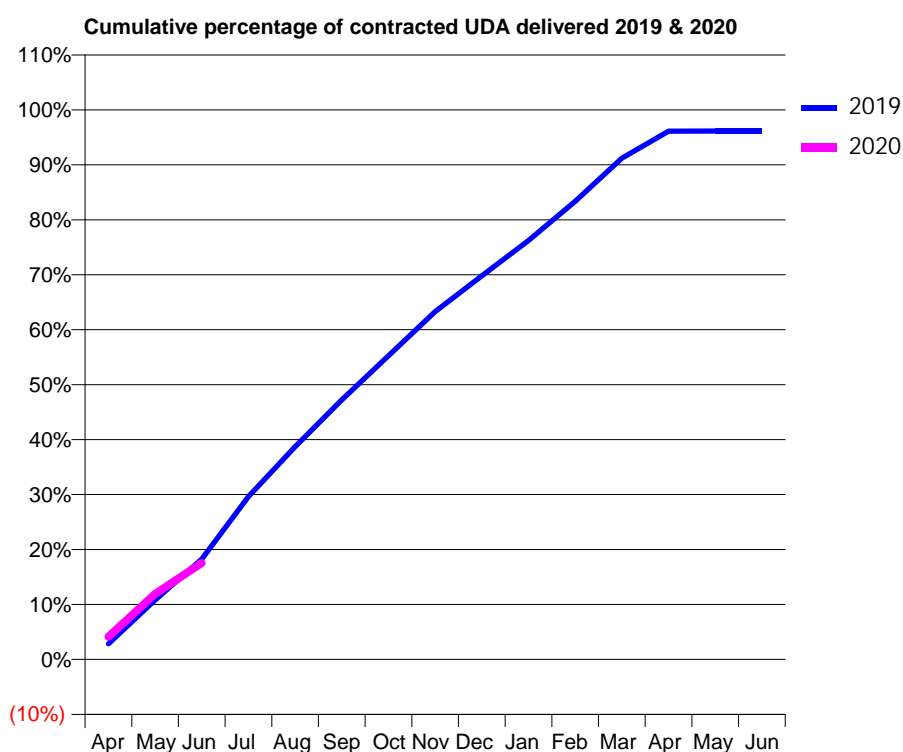
19/20 Contracted general activity (UDA)	15,400
Carry forward general activity (UDA)	0
19/20 Contracted orthodontic activity (UOA)	0
Carry forward orthodontic activity (UOA)	0
Baseline contract value	£365,429.24

ACCESS*

Patients seen in 24 months	Total	Change since previous quarter
Quarter ending June 2018	6,829	
Quarter ending September 2018	6,746	↓
Quarter ending December 2018	6,545	↓
Quarter ending March 2019	6,240	↓
Quarter ending June 2019	5,974	↓
Variance since June 2018	(12.5%)	↓



ACTIVITY



Month	Adjusted Scheduled Activity (UDA)	
	2019	2020
April	441	636
May	1,664	1,837
June	2,808	2,703
July	4,566	
August	5,963	
September	7,272	
October	8,512	
November	9,747	
December	10,746	
January	11,739	
February	12,838	
March	14,046	
April	14,801	
May	14,803	
June	14,809	

QUALITY

	Quantity	Base Number	Contract	AT	Region	England
% of FP17s for the same patient ID Re-attending within 3 months - Children	35	512	6.8%	9.8%	11.2%	11.4%
% of FP17s for the same patient ID Re-attending within 3 months - Adults	146	1,311	11.1%	13.5%	14.8%	15.4%
% of FP17s for the same patient ID Re-attending between 3 & 9 months - Children	275	512	53.7%	63.2%	60.9%	59.8%
% of FP17s for the same patient ID Re-attending between 3 & 9 months - Adults	733	1,311	55.9%	57.2%	53.2%	52.1%
% of FP17s for Band 1 Urgent Courses	121	1,397	8.7%	7.0%	8.3%	9.2%
% of FP17s Relating to Free Repair or Replacements	4	1,397	0.3%	0.7%	0.7%	0.7%
% of FP17s Relating to Continuations	1	1,397	0.1%	1.0%	0.8%	0.8%
% of Patients satisfied with the dentistry they have received	1	1	N/A	92.3%	93.2%	93.4%
% of Patients satisfied with the time they had to wait for an appointment	1	1	N/A	86.3%	88.5%	87.6%

* This is based on patients treated on this contract for their most recent course of treatment. Figures in italics indicate the base number of FP17s or Patient Questionnaire responses are less than 100. N/A is shown where the base number of responses is less than 10 during the period. % is calculated as Quantity/Base number*100

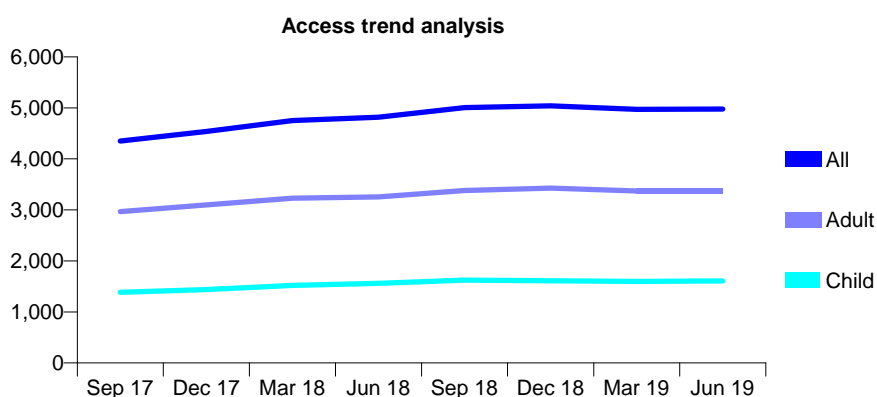
Q55 - Vital Signs At a Glance Contract Report for 101362/0026 - June 2019

Name or company name	Rodericks Dental Limited
Contract type name	GDS Contract
Purpose of contract	General
Contract start date	16/11/2009
Contract end date	

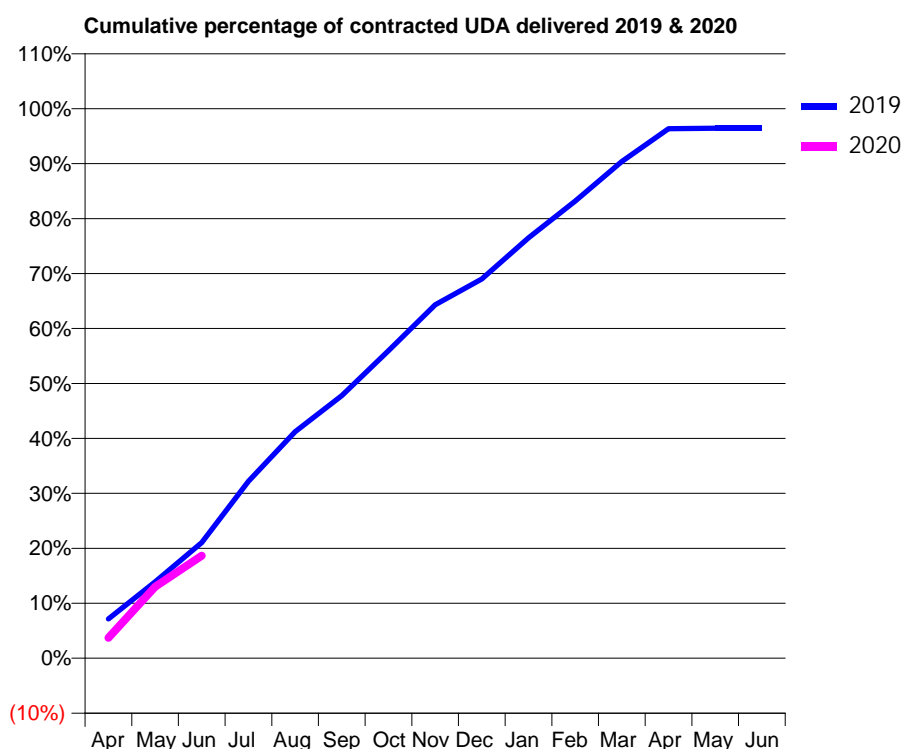
19/20 Contracted general activity (UDA)	12,524
Carry forward general activity (UDA)	0
19/20 Contracted orthodontic activity (UOA)	0
Carry forward orthodontic activity (UOA)	0
Baseline contract value	£330,712.28

ACCESS*

Patients seen in 24 months	Total	Change since previous quarter
Quarter ending June 2018	4,817	
Quarter ending September 2018	5,005	↑
Quarter ending December 2018	5,040	→
Quarter ending March 2019	4,971	↓
Quarter ending June 2019	4,977	→
Variance since June 2018	3.3%	↑



ACTIVITY



Month	2019	2020
April	895	466
May	1,742	1,628
June	2,636	2,335
July	4,031	
August	5,161	
September	5,983	
October	7,009	
November	8,056	
December	8,643	
January	9,582	
February	10,419	
March	11,319	
April	12,066	
May	12,078	
June	12,076	

QUALITY

	Quantity	Base Number	Contract	AT	Region	England
% of FP17s for the same patient ID Re-attending within 3 months - Children	32	549	5.8%	9.8%	11.2%	11.4%
% of FP17s for the same patient ID Re-attending within 3 months - Adults	152	1,140	13.3%	13.5%	14.8%	15.4%
% of FP17s for the same patient ID Re-attending between 3 & 9 months - Children	311	549	56.6%	63.2%	60.9%	59.8%
% of FP17s for the same patient ID Re-attending between 3 & 9 months - Adults	649	1,140	56.9%	57.2%	53.2%	52.1%
% of FP17s for Band 1 Urgent Courses	88	1,343	6.6%	7.0%	8.3%	9.2%
% of FP17s Relating to Free Repair or Replacements	9	1,343	0.7%	0.7%	0.7%	0.7%
% of FP17s Relating to Continuations	4	1,343	0.3%	1.0%	0.8%	0.8%
% of Patients satisfied with the dentistry they have received	1	1	N/A	92.3%	93.2%	93.4%
% of Patients satisfied with the time they had to wait for an appointment	1	1	N/A	86.3%	88.5%	87.6%

* This is based on patients treated on this contract for their most recent course of treatment.

Figures in italics indicate the base number of FP17s or Patient Questionnaire responses are less than 100. N/A is shown where the base number of responses is less than 10 during the period. % is calculated as Quantity/Base number*100

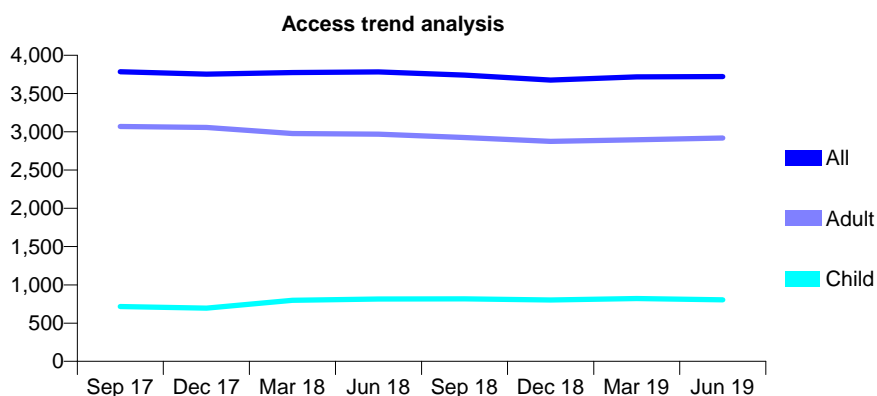
Q55 - Vital Signs At a Glance Contract Report for 101362/0027 - June 2019

Name or company name	Rodericks Dental Limited
Contract type name	GDS Contract
Purpose of contract	General
Contract start date	13/01/2010
Contract end date	

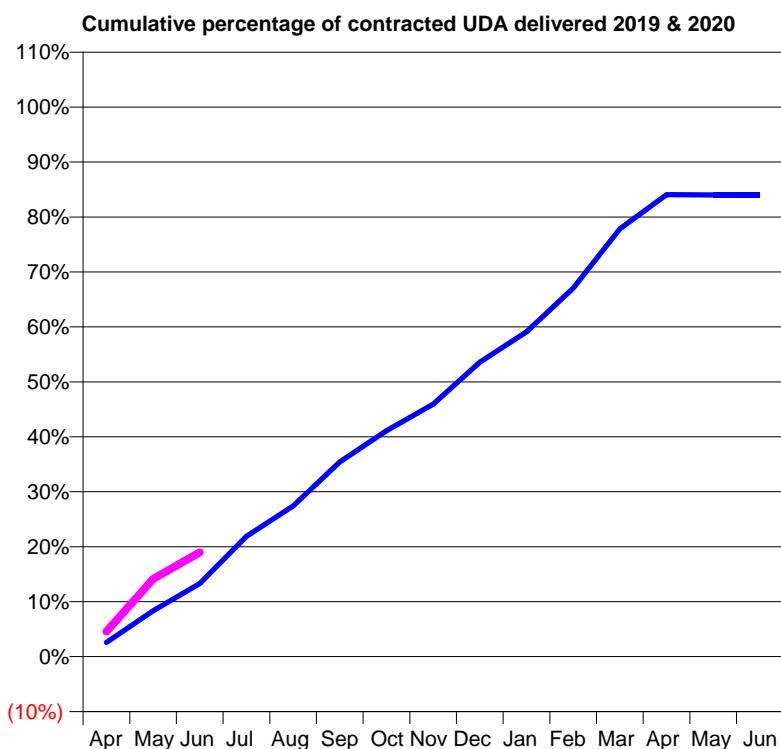
19/20 Contracted general activity (UDA)	12,042
Carry forward general activity (UDA)	0
19/20 Contracted orthodontic activity (UOA)	0
Carry forward orthodontic activity (UOA)	0
Baseline contract value	£317,999.39

ACCESS*

Patients seen in 24 months	Total	Change since previous quarter
Quarter ending June 2018	3,783	
Quarter ending September 2018	3,742	↓
Quarter ending December 2018	3,677	↓
Quarter ending March 2019	3,716	→
Quarter ending June 2019	3,722	→
Variance since June 2018	(1.6%)	↓



ACTIVITY



Month	Adjusted Scheduled Activity (UDA)	
	2019	2020
April	311	548
May	1,004	1,703
June	1,599	2,286
July	2,638	
August	3,305	
September	4,267	
October	4,948	
November	5,535	
December	6,450	
January	7,117	
February	8,076	
March	9,373	
April	10,125	
May	10,116	
June	10,116	

QUALITY

	Quantity	Base Number	Contract	AT	Region	England
% of FP17s for the same patient ID Re-attending within 3 months - Children	34	246	13.8%	9.8%	11.2%	11.4%
% of FP17s for the same patient ID Re-attending within 3 months - Adults	169	1,060	15.9%	13.5%	14.8%	15.4%
% of FP17s for the same patient ID Re-attending between 3 & 9 months - Children	142	246	57.7%	63.2%	60.9%	59.8%
% of FP17s for the same patient ID Re-attending between 3 & 9 months - Adults	546	1,060	51.5%	57.2%	53.2%	52.1%
% of FP17s for Band 1 Urgent Courses	50	978	5.1%	7.0%	8.3%	9.2%
% of FP17s Relating to Free Repair or Replacements	26	978	2.7%	0.7%	0.7%	0.7%
% of FP17s Relating to Continuations	1	978	0.1%	1.0%	0.8%	0.8%
% of Patients satisfied with the dentistry they have received	1	1	N/A	92.3%	93.2%	93.4%
% of Patients satisfied with the time they had to wait for an appointment	1	1	N/A	86.3%	88.5%	87.6%

* This is based on patients treated on this contract for their most recent course of treatment. Figures in italics indicate the base number of FP17s or Patient Questionnaire responses are less than 100. N/A is shown where the base number of responses is less than 10 during the period. % is calculated as Quantity/Base number*100

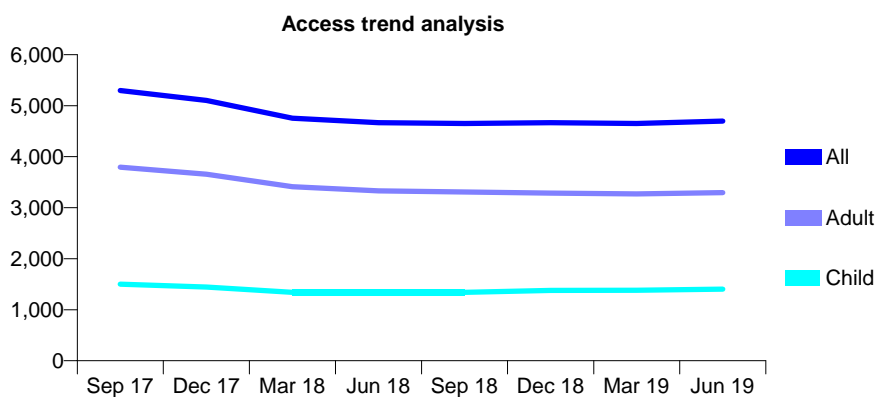
Q55 - Vital Signs At a Glance Contract Report for 101370/0076 - June 2019

Name or company name	Petrie Tucker & Partners Ltd
Contract type name	GDS Contract
Purpose of contract	General
Contract start date	01/04/2006
Contract end date	

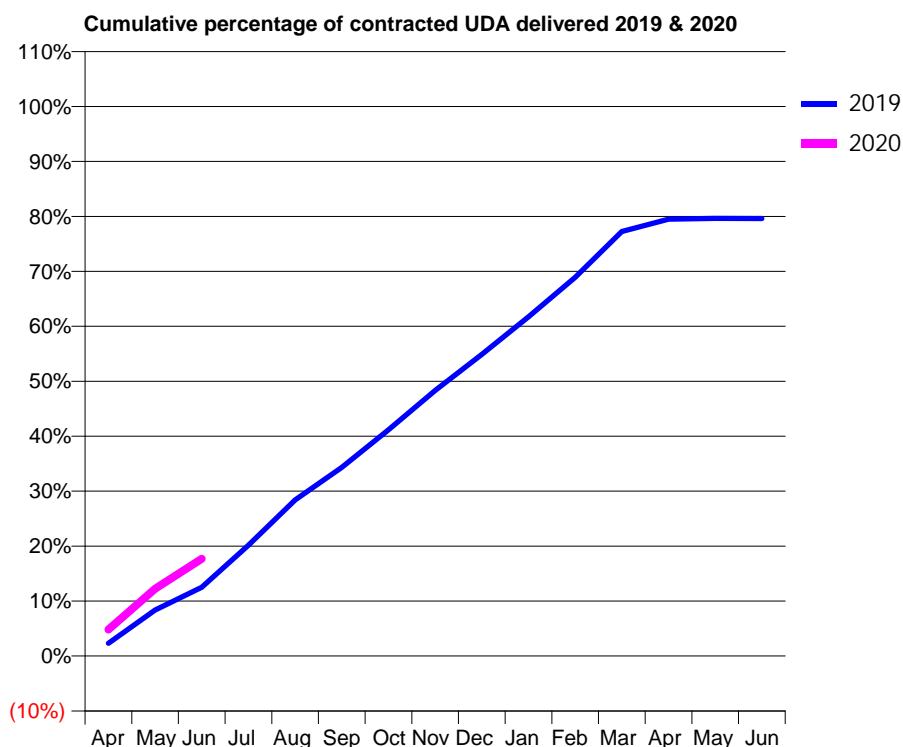
19/20 Contracted general activity (UDA)	18,058
Carry forward general activity (UDA)	0
19/20 Contracted orthodontic activity (UOA)	0
Carry forward orthodontic activity (UOA)	0
Baseline contract value	£503,592.18

ACCESS*

Patients seen in 24 months	Total	Change since previous quarter
Quarter ending June 2018	4,668	
Quarter ending September 2018	4,651	→
Quarter ending December 2018	4,665	→
Quarter ending March 2019	4,652	→
Quarter ending June 2019	4,699	→
Variance since June 2018	0.7%	→



ACTIVITY



Month	Adjusted Scheduled Activity (UDA)	
	2019	2020
April	421	869
May	1,516	2,211
June	2,258	3,195
July	3,643	
August	5,130	
September	6,198	
October	7,434	
November	8,728	
December	9,908	
January	11,148	
February	12,444	
March	13,952	
April	14,356	
May	14,378	
June	14,374	

QUALITY

	Quantity	Base Number	Contract	AT	Region	England
% of FP17s for the same patient ID Re-attending within 3 months - Children	33	478	6.9%	9.8%	11.2%	11.4%
% of FP17s for the same patient ID Re-attending within 3 months - Adults	106	930	11.4%	13.5%	14.8%	15.4%
% of FP17s for the same patient ID Re-attending between 3 & 9 months - Children	220	478	46.0%	63.2%	60.9%	59.8%
% of FP17s for the same patient ID Re-attending between 3 & 9 months - Adults	409	930	44.0%	57.2%	53.2%	52.1%
% of FP17s for Band 1 Urgent Courses	72	1,242	5.8%	7.0%	8.3%	9.2%
% of FP17s Relating to Free Repair or Replacements	11	1,242	0.9%	0.7%	0.7%	0.7%
% of FP17s Relating to Continuations	24	1,242	1.9%	1.0%	0.8%	0.8%
% of Patients satisfied with the dentistry they have received	2	2	N/A	92.3%	93.2%	93.4%
% of Patients satisfied with the time they had to wait for an appointment	1	2	N/A	86.3%	88.5%	87.6%

* This is based on patients treated on this contract for their most recent course of treatment. Figures in italics indicate the base number of FP17s or Patient Questionnaire responses are less than 100. N/A is shown where the base number of responses is less than 10 during the period. % is calculated as Quantity/Base number*100

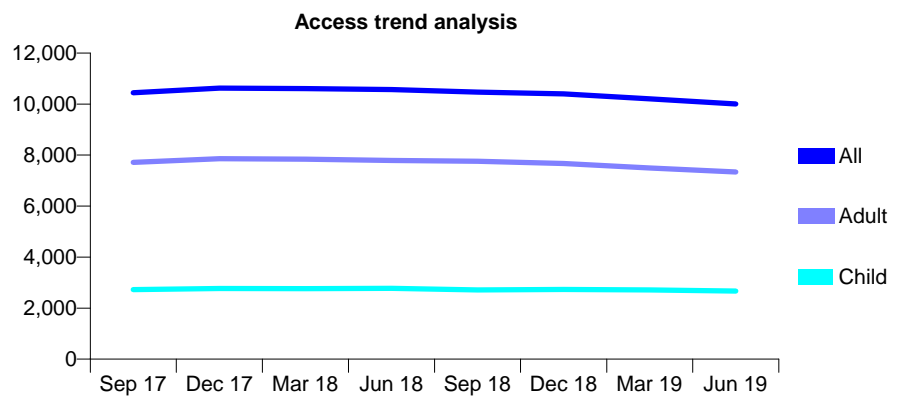
Q55 - Vital Signs At a Glance Contract Report for 101370/0077 - June 2019

Name or company name	Petrie Tucker & Partners Ltd
Contract type name	GDS Contract
Purpose of contract	General
Contract start date	01/04/2006
Contract end date	

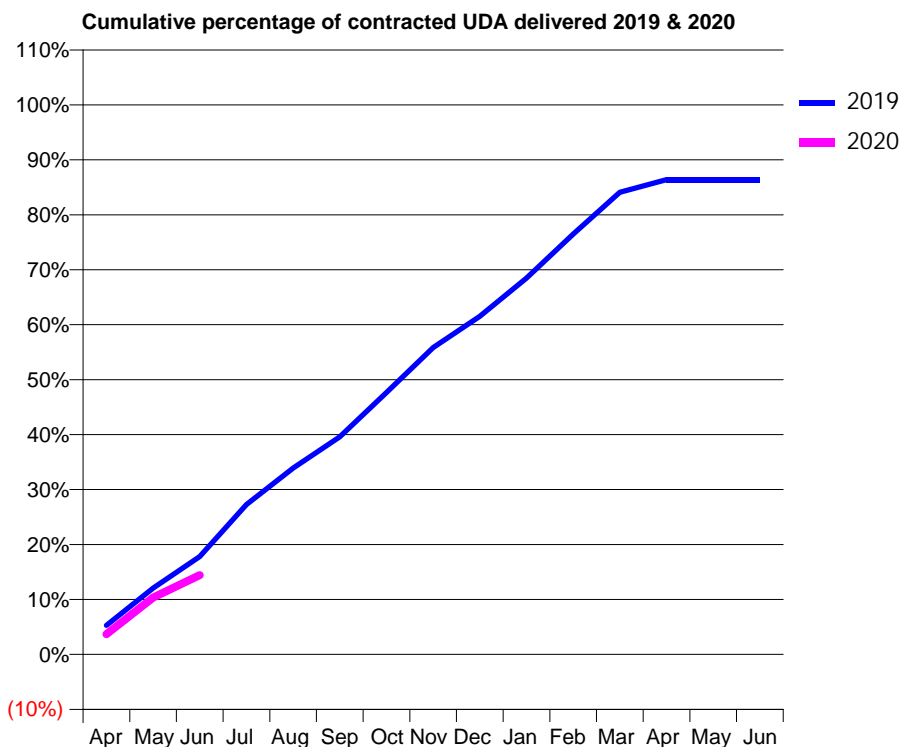
19/20 Contracted general activity (UDA)	29,016
Carry forward general activity (UDA)	0
19/20 Contracted orthodontic activity (UOA)	0
Carry forward orthodontic activity (UOA)	0
Baseline contract value	£809,465.58

ACCESS*

Patients seen in 24 months	Total	Change since previous quarter
Quarter ending June 2018	10,568	
Quarter ending September 2018	10,473	→
Quarter ending December 2018	10,397	→
Quarter ending March 2019	10,206	↓
Quarter ending June 2019	10,007	↓
Variance since June 2018	(5.3%)	↓



ACTIVITY



Month	2019	2020
April	1,535	1,073
May	3,502	3,002
June	5,164	4,189
July	7,916	
August	9,837	
September	11,488	
October	13,831	
November	16,208	
December	17,855	
January	19,870	
February	22,198	
March	24,399	
April	25,064	
May	25,069	
June	25,071	

QUALITY

	Quantity	Base Number	Contract	AT	Region	England
% of FP17s for the same patient ID Re-attending within 3 months - Children	41	661	6.2%	9.8%	11.2%	11.4%
% of FP17s for the same patient ID Re-attending within 3 months - Adults	137	1,715	8.0%	13.5%	14.8%	15.4%
% of FP17s for the same patient ID Re-attending between 3 & 9 months - Children	357	661	54.0%	63.2%	60.9%	59.8%
% of FP17s for the same patient ID Re-attending between 3 & 9 months - Adults	886	1,715	51.7%	57.2%	53.2%	52.1%
% of FP17s for Band 1 Urgent Courses	156	2,012	7.8%	7.0%	8.3%	9.2%
% of FP17s Relating to Free Repair or Replacements	8	2,012	0.4%	0.7%	0.7%	0.7%
% of FP17s Relating to Continuations	13	2,012	0.6%	1.0%	0.8%	0.8%
% of Patients satisfied with the dentistry they have received	4	4	N/A	92.3%	93.2%	93.4%
% of Patients satisfied with the time they had to wait for an appointment	4	4	N/A	86.3%	88.5%	87.6%

* This is based on patients treated on this contract for their most recent course of treatment. Figures in italics indicate the base number of FP17s or Patient Questionnaire responses are less than 100. N/A is shown where the base number of responses is less than 10 during the period. % is calculated as Quantity/Base number*100

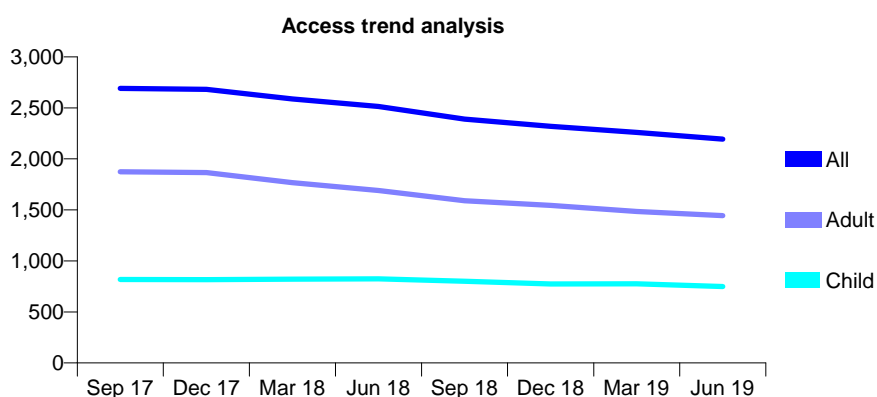
Q55 - Vital Signs At a Glance Contract Report for 101370/0078 - June 2019

Name or company name	Petrie Tucker & Partners Ltd
Contract type name	GDS Contract
Purpose of contract	General
Contract start date	01/04/2006
Contract end date	

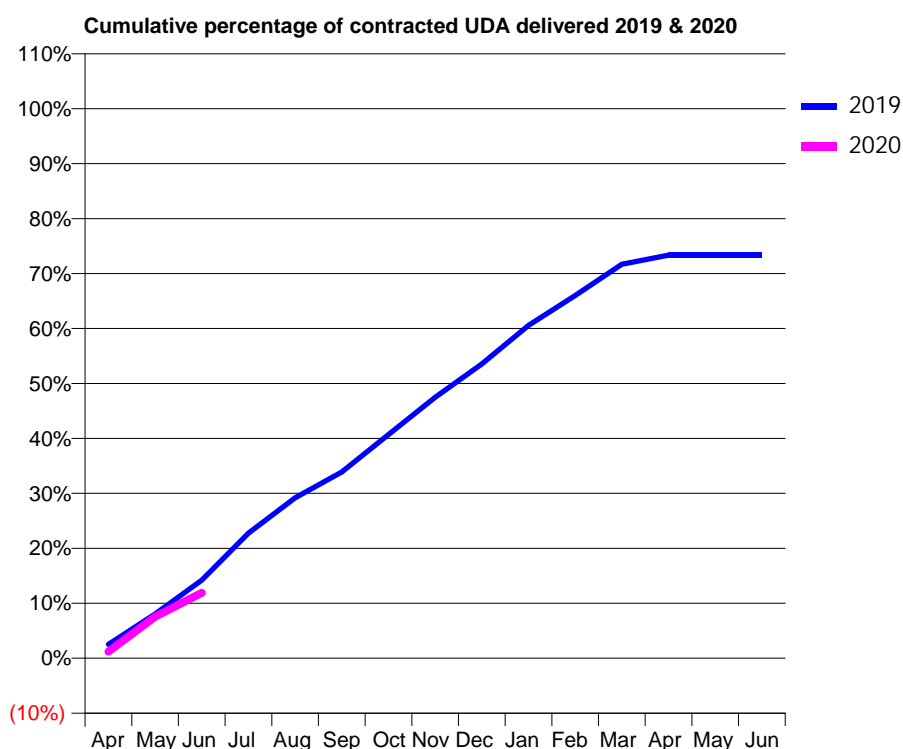
19/20 Contracted general activity (UDA)	8,386
Carry forward general activity (UDA)	0
19/20 Contracted orthodontic activity (UOA)	0
Carry forward orthodontic activity (UOA)	0
Baseline contract value	£334,026.66

ACCESS*

Patients seen in 24 months	Total	Change since previous quarter
Quarter ending June 2018	2,514	
Quarter ending September 2018	2,390	↓
Quarter ending December 2018	2,319	↓
Quarter ending March 2019	2,260	↓
Quarter ending June 2019	2,194	↓
Variance since June 2018	(12.7%)	↓



ACTIVITY



Month	2019	2020
April	210	100
May	674	634
June	1,192	998
July	1,907	
August	2,449	
September	2,841	
October	3,413	
November	3,982	
December	4,491	
January	5,078	
February	5,537	
March	6,013	
April	6,152	
May	6,152	
June	6,152	

QUALITY

	Quantity	Base Number	Contract	AT	Region	England
% of FP17s for the same patient ID Re-attending within 3 months - Children	12	176	6.8%	9.8%	11.2%	11.4%
% of FP17s for the same patient ID Re-attending within 3 months - Adults	47	310	15.2%	13.5%	14.8%	15.4%
% of FP17s for the same patient ID Re-attending between 3 & 9 months - Children	66	176	37.5%	63.2%	60.9%	59.8%
% of FP17s for the same patient ID Re-attending between 3 & 9 months - Adults	116	310	37.4%	57.2%	53.2%	52.1%
% of FP17s for Band 1 Urgent Courses	7	442	1.6%	7.0%	8.3%	9.2%
% of FP17s Relating to Free Repair or Replacements	5	442	1.1%	0.7%	0.7%	0.7%
% of FP17s Relating to Continuations	12	442	2.7%	1.0%	0.8%	0.8%
% of Patients satisfied with the dentistry they have received	1	1	N/A	92.3%	93.2%	93.4%
% of Patients satisfied with the time they had to wait for an appointment	0	1	N/A	86.3%	88.5%	87.6%

* This is based on patients treated on this contract for their most recent course of treatment.

Figures in italics indicate the base number of FP17s or Patient Questionnaire responses are less than 100. N/A is shown where the base number of responses is less than 10 during the period. % is calculated as Quantity/Base number*100

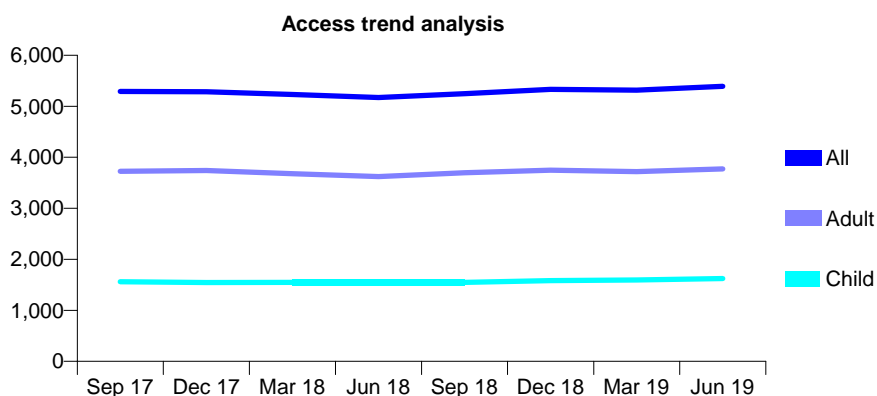
Q55 - Vital Signs At a Glance Contract Report for 101370/0079 - June 2019

Name or company name	Petrie Tucker & Partners Ltd
Contract type name	GDS Contract
Purpose of contract	General
Contract start date	01/04/2006
Contract end date	

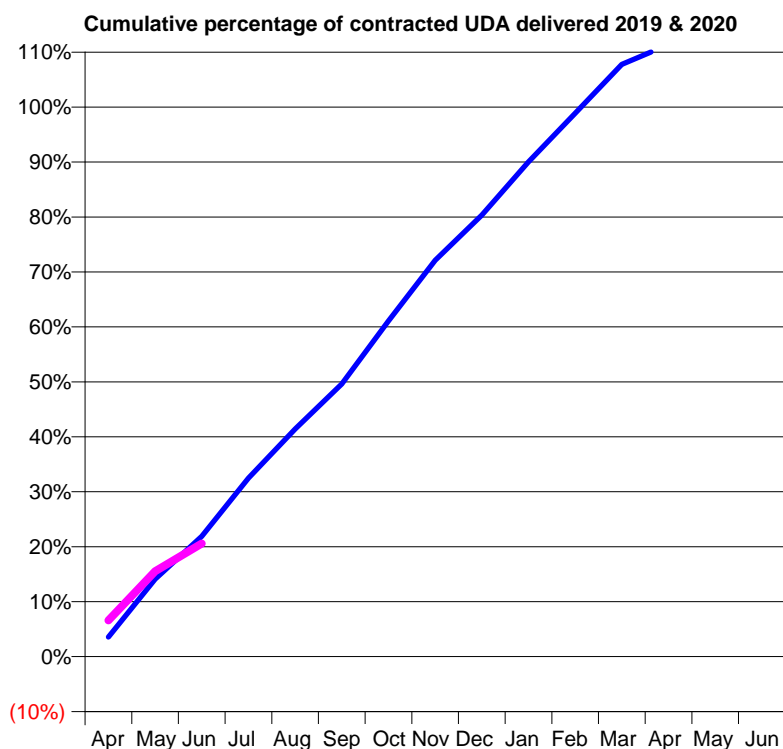
19/20 Contracted general activity (UDA)	14,432
Carry forward general activity (UDA)	0
19/20 Contracted orthodontic activity (UOA)	0
Carry forward orthodontic activity (UOA)	0
Baseline contract value	£401,756.85

ACCESS*

Patients seen in 24 months	Total	Change since previous quarter
Quarter ending June 2018	5,173	
Quarter ending September 2018	5,247	→
Quarter ending December 2018	5,331	→
Quarter ending March 2019	5,317	→
Quarter ending June 2019	5,393	→
Variance since June 2018	4.3%	↑



ACTIVITY



Month	Adjusted Scheduled Activity (UDA)	
	2019	2020
April	516	949
May	2,035	2,244
June	3,159	2,973
July	4,686	
August	5,979	
September	7,160	
October	8,816	
November	10,407	
December	11,593	
January	12,997	
February	14,270	
March	15,552	
April	16,075	
May	16,081	
June	16,081	

QUALITY

	Quantity	Base Number	Contract	AT	Region	England
% of FP17s for the same patient ID Re-attending within 3 months - Children	11	433	2.5%	9.8%	11.2%	11.4%
% of FP17s for the same patient ID Re-attending within 3 months - Adults	59	873	6.8%	13.5%	14.8%	15.4%
% of FP17s for the same patient ID Re-attending between 3 & 9 months - Children	218	433	50.3%	63.2%	60.9%	59.8%
% of FP17s for the same patient ID Re-attending between 3 & 9 months - Adults	374	873	42.8%	57.2%	53.2%	52.1%
% of FP17s for Band 1 Urgent Courses	65	1,124	5.8%	7.0%	8.3%	9.2%
% of FP17s Relating to Free Repair or Replacements	6	1,124	0.5%	0.7%	0.7%	0.7%
% of FP17s Relating to Continuations	10	1,124	0.9%	1.0%	0.8%	0.8%
% of Patients satisfied with the dentistry they have received	1	1	N/A	92.3%	93.2%	93.4%
% of Patients satisfied with the time they had to wait for an appointment	0	1	N/A	86.3%	88.5%	87.6%

* This is based on patients treated on this contract for their most recent course of treatment. Figures in italics indicate the base number of FP17s or Patient Questionnaire responses are less than 100. N/A is shown where the base number of responses is less than 10 during the period. % is calculated as Quantity/Base number*100

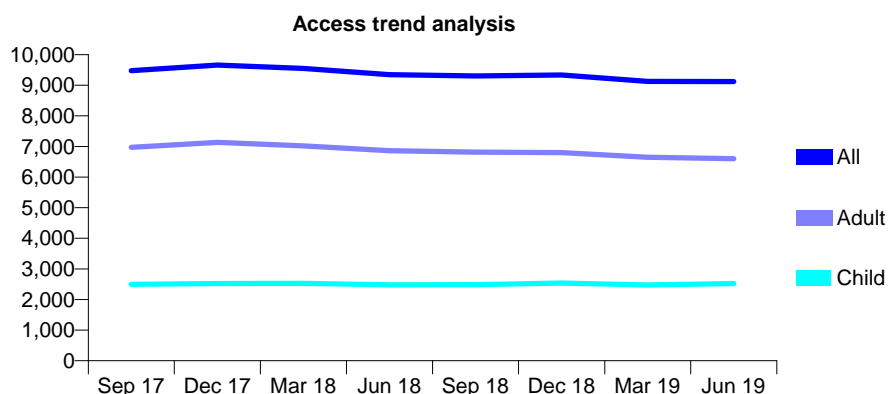
Q55 - Vital Signs At a Glance Contract Report for 101370/0080 - June 2019

Name or company name	Petrie Tucker & Partners Ltd
Contract type name	GDS Contract
Purpose of contract	General
Contract start date	01/04/2006
Contract end date	

19/20 Contracted general activity (UDA)	52,053
Carry forward general activity (UDA)	0
19/20 Contracted orthodontic activity (UOA)	0
Carry forward orthodontic activity (UOA)	0
Baseline contract value	£1,358,161.71

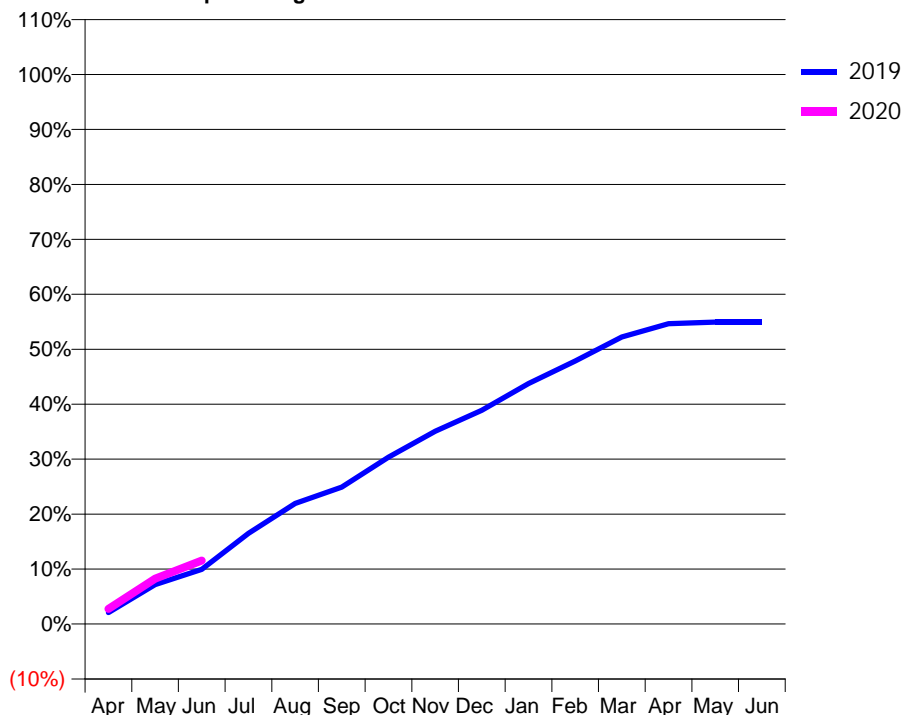
ACCESS*

Patients seen in 24 months	Total	Change since previous quarter
Quarter ending June 2018	9,346	
Quarter ending September 2018	9,305	→
Quarter ending December 2018	9,335	→
Quarter ending March 2019	9,125	↓
Quarter ending June 2019	9,121	→
Variance since June 2018	(2.4%)	↓



ACTIVITY

Cumulative percentage of contracted UDA delivered 2019 & 2020



Adjusted Scheduled Activity (UDA)

Month	2019	2020
April	1,087	1,437
May	3,728	4,304
June	5,191	6,016
July	8,599	
August	11,425	
September	12,964	
October	15,804	
November	18,260	
December	20,238	
January	22,783	
February	24,920	
March	27,184	
April	28,453	
May	28,597	
June	28,605	

QUALITY

	Quantity	Base Number	Contract	AT	Region	England
% of FP17s for the same patient ID Re-attending within 3 months - Children	51	677	7.5%	9.8%	11.2%	11.4%
% of FP17s for the same patient ID Re-attending within 3 months - Adults	306	1,645	18.6%	13.5%	14.8%	15.4%
% of FP17s for the same patient ID Re-attending between 3 & 9 months - Children	235	677	34.7%	63.2%	60.9%	59.8%
% of FP17s for the same patient ID Re-attending between 3 & 9 months - Adults	518	1,645	31.5%	57.2%	53.2%	52.1%
% of FP17s for Band 1 Urgent Courses	166	1,858	8.9%	7.0%	8.3%	9.2%
% of FP17s Relating to Free Repair or Replacements	3	1,858	0.2%	0.7%	0.7%	0.7%
% of FP17s Relating to Continuations	43	1,858	2.3%	1.0%	0.8%	0.8%
% of Patients satisfied with the dentistry they have received	2	2	N/A	92.3%	93.2%	93.4%
% of Patients satisfied with the time they had to wait for an appointment	1	2	N/A	86.3%	88.5%	87.6%

* This is based on patients treated on this contract for their most recent course of treatment.

Figures in italics indicate the base number of FP17s or Patient Questionnaire responses are less than 100. N/A is shown where the base number of responses is less than 10 during the period. % is calculated as Quantity/Base number*100

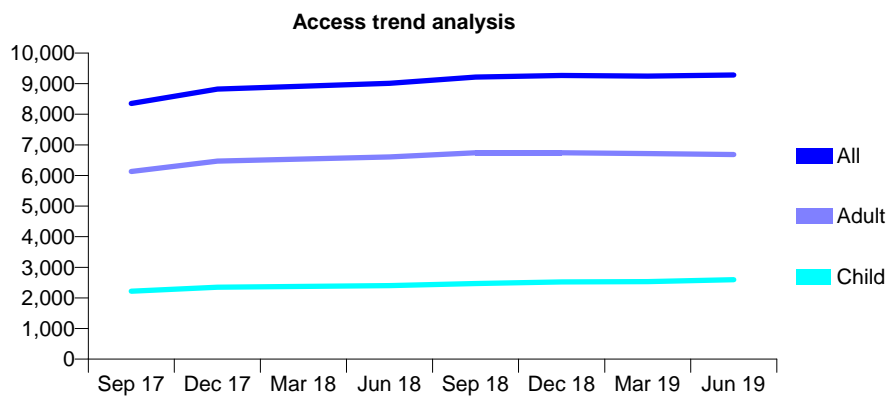
Q55 - Vital Signs At a Glance Contract Report for 101370/0091 - June 2019

Name or company name	Petrie Tucker & Partners Ltd
Contract type name	GDS Contract
Purpose of contract	General
Contract start date	01/04/2007
Contract end date	

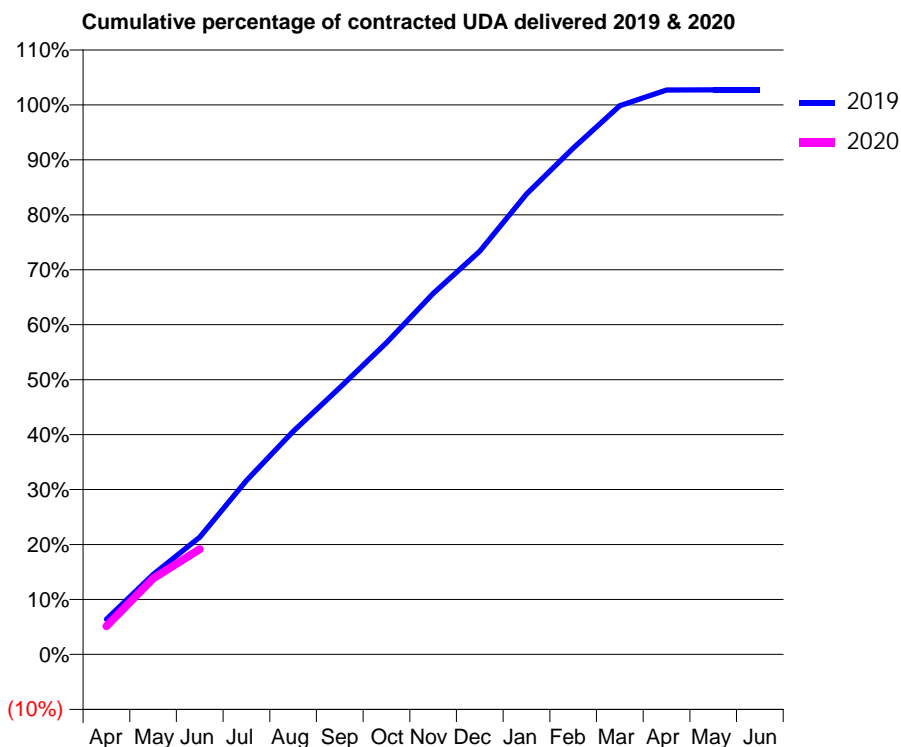
19/20 Contracted general activity (UDA)	27,705
Carry forward general activity (UDA)	0
19/20 Contracted orthodontic activity (UOA)	0
Carry forward orthodontic activity (UOA)	0
Baseline contract value	£815,556.89

ACCESS*

Patients seen in 24 months	Total	Change since previous quarter
Quarter ending June 2018	9,011	
Quarter ending September 2018	9,214	↑
Quarter ending December 2018	9,270	→
Quarter ending March 2019	9,250	→
Quarter ending June 2019	9,282	→
Variance since June 2018	3.0%	↑



ACTIVITY



Month	Adjusted Scheduled Activity (UDA)	
	2019	2020
April	1,775	1,431
May	4,029	3,831
June	5,914	5,310
July	8,771	
August	11,247	
September	13,444	
October	15,716	
November	18,197	
December	20,325	
January	23,214	
February	25,527	
March	27,665	
April	28,459	
May	28,461	
June	28,461	

QUALITY

	Quantity	Base Number	Contract	AT	Region	England
% of FP17s for the same patient ID Re-attending within 3 months - Children	30	829	3.6%	9.8%	11.2%	11.4%
% of FP17s for the same patient ID Re-attending within 3 months - Adults	163	1,871	8.7%	13.5%	14.8%	15.4%
% of FP17s for the same patient ID Re-attending between 3 & 9 months - Children	436	829	52.6%	63.2%	60.9%	59.8%
% of FP17s for the same patient ID Re-attending between 3 & 9 months - Adults	1,033	1,871	55.2%	57.2%	53.2%	52.1%
% of FP17s for Band 1 Urgent Courses	98	2,374	4.1%	7.0%	8.3%	9.2%
% of FP17s Relating to Free Repair or Replacements	10	2,374	0.4%	0.7%	0.7%	0.7%
% of FP17s Relating to Continuations	28	2,374	1.2%	1.0%	0.8%	0.8%
% of Patients satisfied with the dentistry they have received	2	2	N/A	92.3%	93.2%	93.4%
% of Patients satisfied with the time they had to wait for an appointment	2	2	N/A	86.3%	88.5%	87.6%

* This is based on patients treated on this contract for their most recent course of treatment. Figures in italics indicate the base number of FP17s or Patient Questionnaire responses are less than 100. N/A is shown where the base number of responses is less than 10 during the period. % is calculated as Quantity/Base number*100

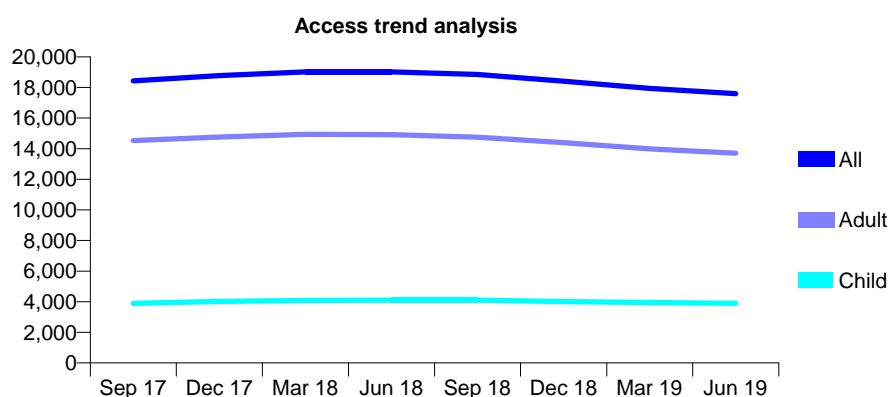
Q55 - Vital Signs At a Glance Contract Report for 101435/0064 - June 2019

Name or company name	IDH Limited
Contract type name	GDS Contract
Purpose of contract	General and Orthodontic
Contract start date	21/07/2007
Contract end date	

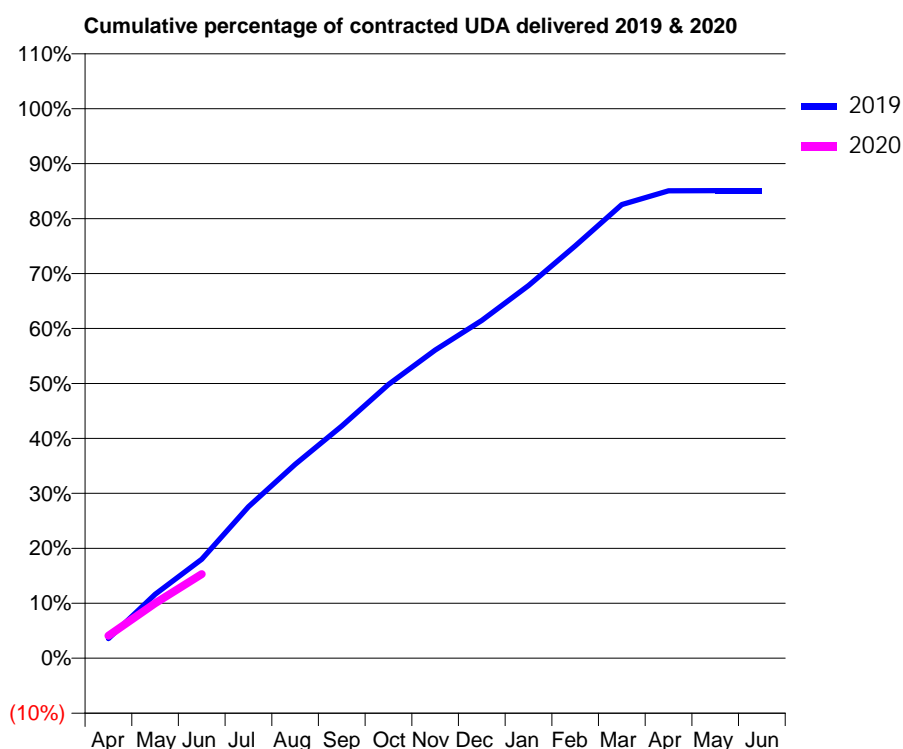
19/20 Contracted general activity (UDA)	49,253
Carry forward general activity (UDA)	0
19/20 Contracted orthodontic activity (UOA)	1,392
Carry forward orthodontic activity (UOA)	0
Baseline contract value	£1,137,190.92

ACCESS*

Patients seen in 24 months	Total	Change since previous quarter
Quarter ending June 2018	19,022	
Quarter ending September 2018	18,848	→
Quarter ending December 2018	18,411	↓
Quarter ending March 2019	17,940	↓
Quarter ending June 2019	17,603	↓
Variance since June 2018	(7.5%)	↓



ACTIVITY



Month	Adjusted Scheduled Activity (UDA)	
	2019	2020
April	1,758	2,019
May	5,730	4,932
June	8,875	7,535
July	13,570	
August	17,387	
September	20,799	
October	24,534	
November	27,619	
December	30,270	
January	33,398	
February	36,965	
March	40,659	
April	41,890	
May	41,894	
June	41,894	

QUALITY

	Quantity	Base Number	Contract	AT	Region	England
% of FP17s for the same patient ID Re-attending within 3 months - Children	86	1,303	6.6%	9.8%	11.2%	11.4%
% of FP17s for the same patient ID Re-attending within 3 months - Adults	410	3,794	10.8%	13.5%	14.8%	15.4%
% of FP17s for the same patient ID Re-attending between 3 & 9 months - Children	838	1,303	64.3%	63.2%	60.9%	59.8%
% of FP17s for the same patient ID Re-attending between 3 & 9 months - Adults	1,773	3,794	46.7%	57.2%	53.2%	52.1%
% of FP17s for Band 1 Urgent Courses	297	4,419	6.7%	7.0%	8.3%	9.2%
% of FP17s Relating to Free Repair or Replacements	37	4,419	0.8%	0.7%	0.7%	0.7%
% of FP17s Relating to Continuations	49	4,419	1.1%	1.0%	0.8%	0.8%
% of Patients satisfied with the dentistry they have received	5	6	N/A	92.3%	93.2%	93.4%
% of Patients satisfied with the time they had to wait for an appointment	5	6	N/A	86.3%	88.5%	87.6%

* This is based on patients treated on this contract for their most recent course of treatment.

Figures in italics indicate the base number of FP17s or Patient Questionnaire responses are less than 100. N/A is shown where the base number of responses is less than 10 during the period. % is calculated as Quantity/Base number*100

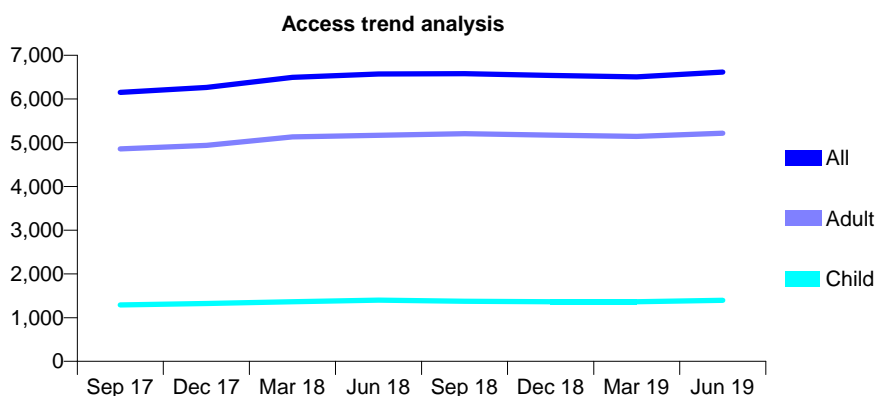
Q55 - Vital Signs At a Glance Contract Report for 103667/0001 - June 2019

Name or company name	White House Dental Care Limited
Contract type name	GDS Contract
Purpose of contract	General
Contract start date	01/05/2010
Contract end date	

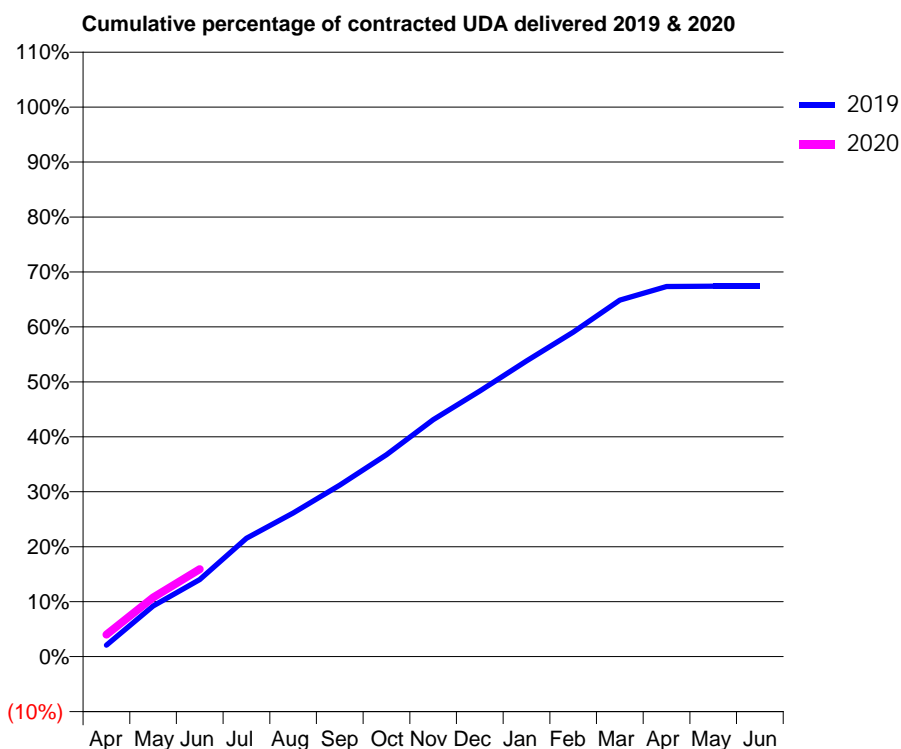
19/20 Contracted general activity (UDA)	29,000
Carry forward general activity (UDA)	0
19/20 Contracted orthodontic activity (UOA)	0
Carry forward orthodontic activity (UOA)	0
Baseline contract value	£702,884.65

ACCESS*

Patients seen in 24 months	Total	Change since previous quarter
Quarter ending June 2018	6,572	
Quarter ending September 2018	6,579	→
Quarter ending December 2018	6,537	→
Quarter ending March 2019	6,508	→
Quarter ending June 2019	6,613	→
Variance since June 2018	0.6%	→



ACTIVITY



Month	Adjusted Scheduled Activity (UDA)	
	2019	2020
April	606	1,168
May	2,670	3,121
June	4,067	4,621
July	6,247	
August	7,583	
September	9,056	
October	10,660	
November	12,502	
December	14,013	
January	15,602	
February	17,125	
March	18,817	
April	19,533	
May	19,549	
June	19,549	

QUALITY

	Quantity	Base Number	Contract	AT	Region	England
% of FP17s for the same patient ID Re-attending within 3 months - Children	24	414	5.8%	9.8%	11.2%	11.4%
% of FP17s for the same patient ID Re-attending within 3 months - Adults	120	1,644	7.3%	13.5%	14.8%	15.4%
% of FP17s for the same patient ID Re-attending between 3 & 9 months - Children	208	414	50.2%	63.2%	60.9%	59.8%
% of FP17s for the same patient ID Re-attending between 3 & 9 months - Adults	925	1,644	56.3%	57.2%	53.2%	52.1%
% of FP17s for Band 1 Urgent Courses	52	1,771	2.9%	7.0%	8.3%	9.2%
% of FP17s Relating to Free Repair or Replacements	13	1,771	0.7%	0.7%	0.7%	0.7%
% of FP17s Relating to Continuations	18	1,771	1.0%	1.0%	0.8%	0.8%
% of Patients satisfied with the dentistry they have received	4	4	N/A	92.3%	93.2%	93.4%
% of Patients satisfied with the time they had to wait for an appointment	4	4	N/A	86.3%	88.5%	87.6%

* This is based on patients treated on this contract for their most recent course of treatment. Figures in italics indicate the base number of FP17s or Patient Questionnaire responses are less than 100. N/A is shown where the base number of responses is less than 10 during the period. % is calculated as Quantity/Base number*100

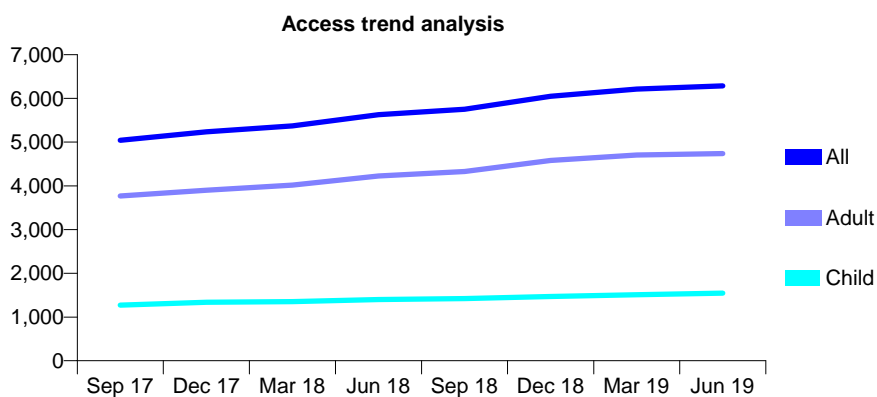
Q55 - Vital Signs At a Glance Contract Report for 104167/0001 - June 2019

Name or company name	TSA Care Limited
Contract type name	GDS Contract
Purpose of contract	General
Contract start date	01/08/2010
Contract end date	

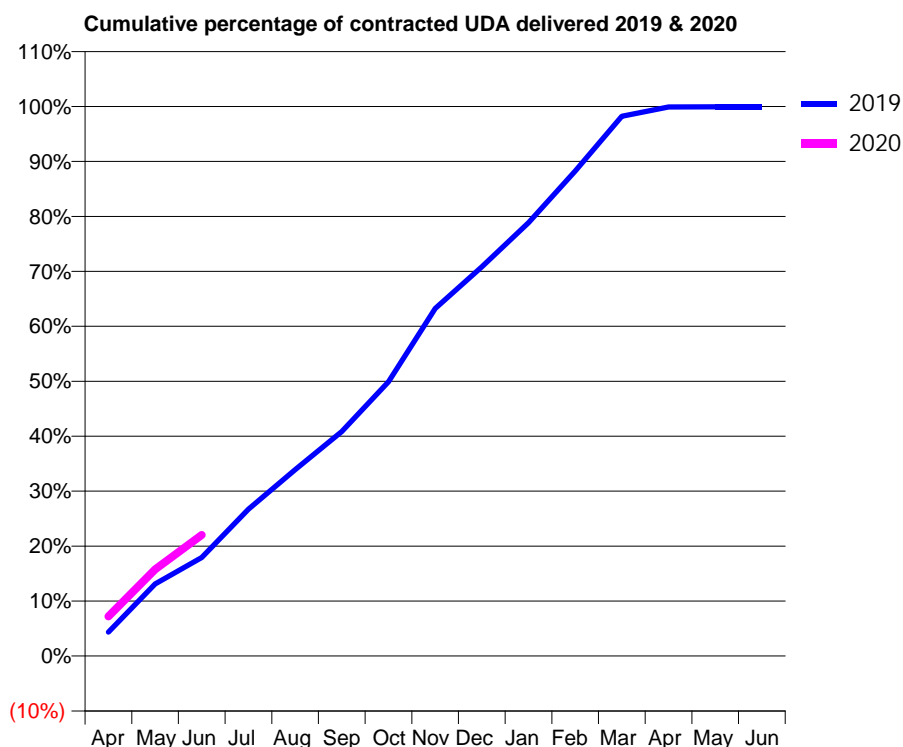
19/20 Contracted general activity (UDA)	15,453
Carry forward general activity (UDA)	0
19/20 Contracted orthodontic activity (UOA)	0
Carry forward orthodontic activity (UOA)	0
Baseline contract value	£409,030.38

ACCESS*

Patients seen in 24 months	Total	Change since previous quarter
Quarter ending June 2018	5,625	
Quarter ending September 2018	5,752	↑
Quarter ending December 2018	6,049	↑
Quarter ending March 2019	6,214	↑
Quarter ending June 2019	6,287	→
Variance since June 2018	11.8%	↑



ACTIVITY



Month	Adjusted Scheduled Activity (UDA)	
	2019	2020
April	674	1,115
May	2,025	2,435
June	2,769	3,404
July	4,131	
August	5,241	
September	6,313	
October	7,713	
November	9,769	
December	10,941	
January	12,185	
February	13,636	
March	15,179	
April	15,438	
May	15,441	
June	15,441	

QUALITY

	Quantity	Base Number	Contract	AT	Region	England
% of FP17s for the same patient ID Re-attending within 3 months - Children	39	588	6.6%	9.8%	11.2%	11.4%
% of FP17s for the same patient ID Re-attending within 3 months - Adults	129	1,578	8.2%	13.5%	14.8%	15.4%
% of FP17s for the same patient ID Re-attending between 3 & 9 months - Children	399	588	67.9%	63.2%	60.9%	59.8%
% of FP17s for the same patient ID Re-attending between 3 & 9 months - Adults	1,131	1,578	71.7%	57.2%	53.2%	52.1%
% of FP17s for Band 1 Urgent Courses	57	2,000	2.9%	7.0%	8.3%	9.2%
% of FP17s Relating to Free Repair or Replacements	12	2,000	0.6%	0.7%	0.7%	0.7%
% of FP17s Relating to Continuations	16	2,000	0.8%	1.0%	0.8%	0.8%
% of Patients satisfied with the dentistry they have received	4	4	N/A	92.3%	93.2%	93.4%
% of Patients satisfied with the time they had to wait for an appointment	4	4	N/A	86.3%	88.5%	87.6%

* This is based on patients treated on this contract for their most recent course of treatment. Figures in italics indicate the base number of FP17s or Patient Questionnaire responses are less than 100. N/A is shown where the base number of responses is less than 10 during the period. % is calculated as Quantity/Base number*100

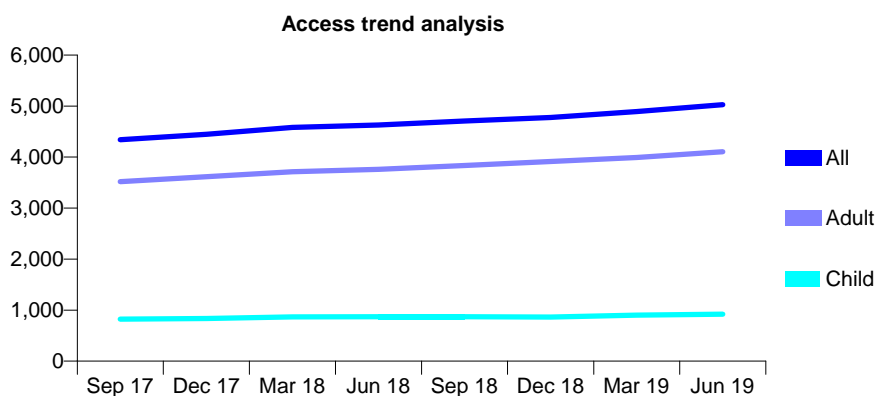
Q55 - Vital Signs At a Glance Contract Report for 104426/0001 - June 2019

Name or company name	Parklands Dental Care
Contract type name	GDS Contract
Purpose of contract	General
Contract start date	01/04/2006
Contract end date	

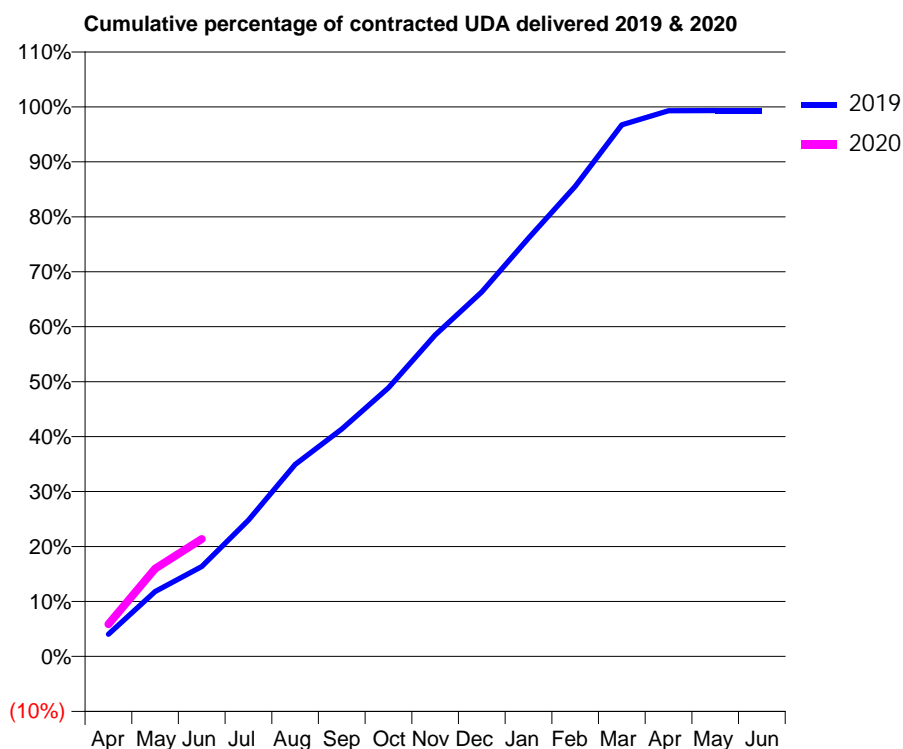
19/20 Contracted general activity (UDA)	13,579
Carry forward general activity (UDA)	0
19/20 Contracted orthodontic activity (UOA)	0
Carry forward orthodontic activity (UOA)	0
Baseline contract value	£333,122.34

ACCESS*

Patients seen in 24 months	Total	Change since previous quarter
Quarter ending June 2018	4,628	
Quarter ending September 2018	4,708	→
Quarter ending December 2018	4,776	→
Quarter ending March 2019	4,893	↑
Quarter ending June 2019	5,027	↑
Variance since June 2018	8.6%	↑



ACTIVITY



Month	2019	2020
April	547	800
May	1,602	2,171
June	2,220	2,902
July	3,369	
August	4,742	
September	5,615	
October	6,640	
November	7,944	
December	9,009	
January	10,337	
February	11,619	
March	13,137	
April	13,482	
May	13,484	
June	13,484	

QUALITY

	Quantity	Base Number	Contract	AT	Region	England
% of FP17s for the same patient ID Re-attending within 3 months - Children	36	332	10.8%	9.8%	11.2%	11.4%
% of FP17s for the same patient ID Re-attending within 3 months - Adults	228	1,349	16.9%	13.5%	14.8%	15.4%
% of FP17s for the same patient ID Re-attending between 3 & 9 months - Children	196	332	59.0%	63.2%	60.9%	59.8%
% of FP17s for the same patient ID Re-attending between 3 & 9 months - Adults	698	1,349	51.7%	57.2%	53.2%	52.1%
% of FP17s for Band 1 Urgent Courses	175	1,525	11.5%	7.0%	8.3%	9.2%
% of FP17s Relating to Free Repair or Replacements	8	1,525	0.5%	0.7%	0.7%	0.7%
% of FP17s Relating to Continuations	6	1,525	0.4%	1.0%	0.8%	0.8%
% of Patients satisfied with the dentistry they have received	2	2	N/A	92.3%	93.2%	93.4%
% of Patients satisfied with the time they had to wait for an appointment	2	2	N/A	86.3%	88.5%	87.6%

* This is based on patients treated on this contract for their most recent course of treatment. Figures in italics indicate the base number of FP17s or Patient Questionnaire responses are less than 100. N/A is shown where the base number of responses is less than 10 during the period. % is calculated as Quantity/Base number*100

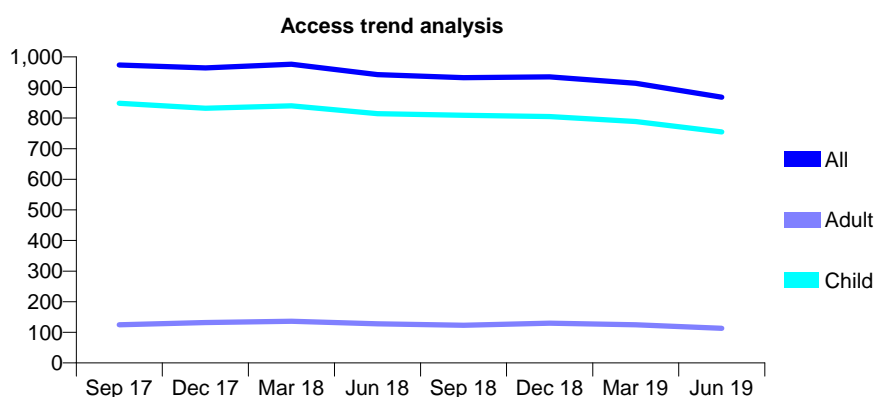
Q55 - Vital Signs At a Glance Contract Report for 104736/0001 - June 2019

Name or company name	Compton Acres Dental Practice LTD
Contract type name	GDS Contract
Purpose of contract	General
Contract start date	01/07/2009
Contract end date	

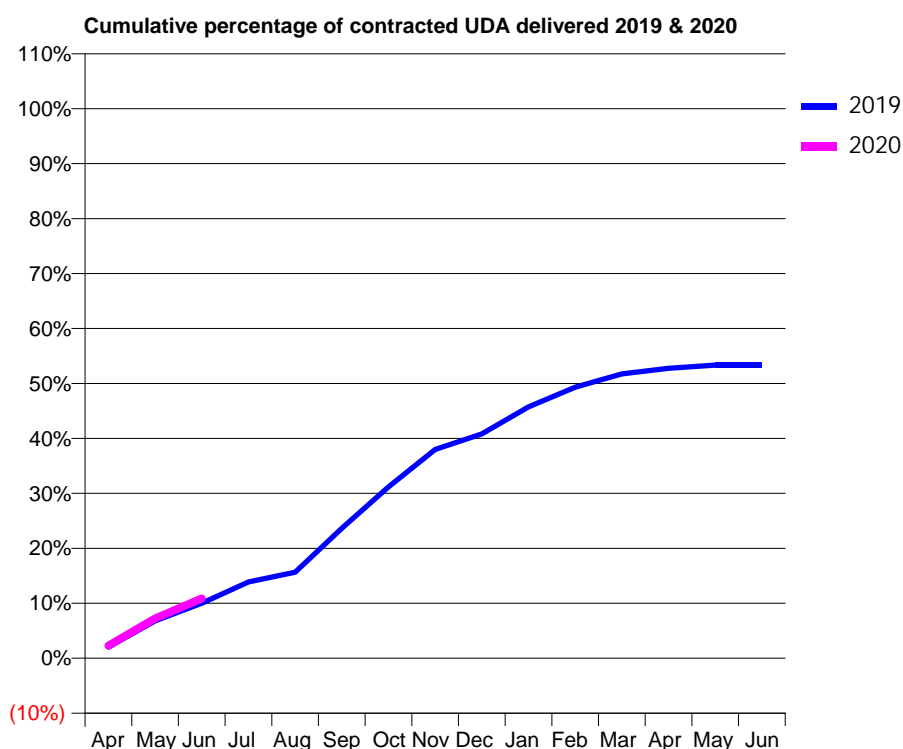
19/20 Contracted general activity (UDA)	2,182
Carry forward general activity (UDA)	0
19/20 Contracted orthodontic activity (UOA)	0
Carry forward orthodontic activity (UOA)	0
Baseline contract value	£53,635.71

ACCESS*

Patients seen in 24 months	Total	Change since previous quarter
Quarter ending June 2018	942	
Quarter ending September 2018	932	↓
Quarter ending December 2018	935	→
Quarter ending March 2019	914	↓
Quarter ending June 2019	868	↓
Variance since June 2018	(7.9%)	↓



ACTIVITY



Month	2019	2020
April	44	50
May	148	158
June	218	237
July	303	
August	342	
September	515	
October	680	
November	829	
December	890	
January	998	
February	1,076	
March	1,129	
April	1,151	
May	1,164	
June	1,164	

QUALITY

	Quantity	Base Number	Contract	AT	Region	England
% of FP17s for the same patient ID Re-attending within 3 months - Children	8	220	3.6%	9.8%	11.2%	11.4%
% of FP17s for the same patient ID Re-attending within 3 months - Adults	0	9	0.0%	13.5%	14.8%	15.4%
% of FP17s for the same patient ID Re-attending between 3 & 9 months - Children	129	220	58.6%	63.2%	60.9%	59.8%
% of FP17s for the same patient ID Re-attending between 3 & 9 months - Adults	7	9	77.8%	57.2%	53.2%	52.1%
% of FP17s for Band 1 Urgent Courses	2	185	1.1%	7.0%	8.3%	9.2%
% of FP17s Relating to Free Repair or Replacements	0	185	0.0%	0.7%	0.7%	0.7%
% of FP17s Relating to Continuations	0	185	0.0%	1.0%	0.8%	0.8%
% of Patients satisfied with the dentistry they have received	1	1	N/A	92.3%	93.2%	93.4%
% of Patients satisfied with the time they had to wait for an appointment	1	1	N/A	86.3%	88.5%	87.6%

* This is based on patients treated on this contract for their most recent course of treatment.

Figures in italics indicate the base number of FP17s or Patient Questionnaire responses are less than 100. N/A is shown where the base number of responses is less than 10 during the period. % is calculated as Quantity/Base number*100

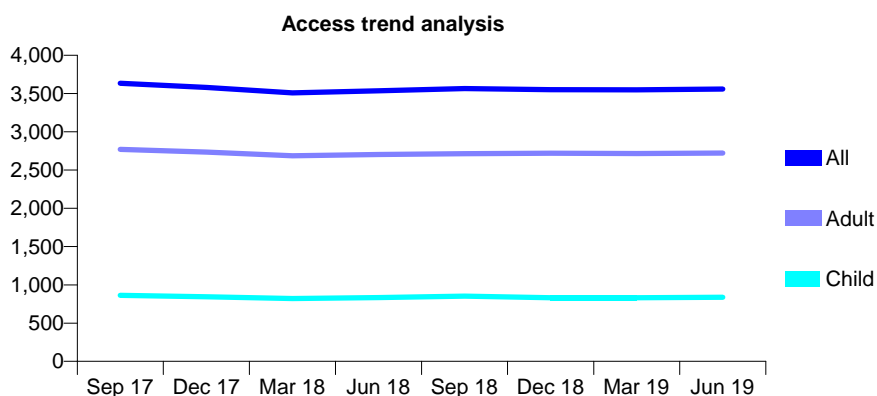
Q55 - Vital Signs At a Glance Contract Report for 105740/0001 - June 2019

Name or company name	Mr JE Rowson & Mr I McVicar
Contract type name	GDS Contract
Purpose of contract	General
Contract start date	01/04/2006
Contract end date	

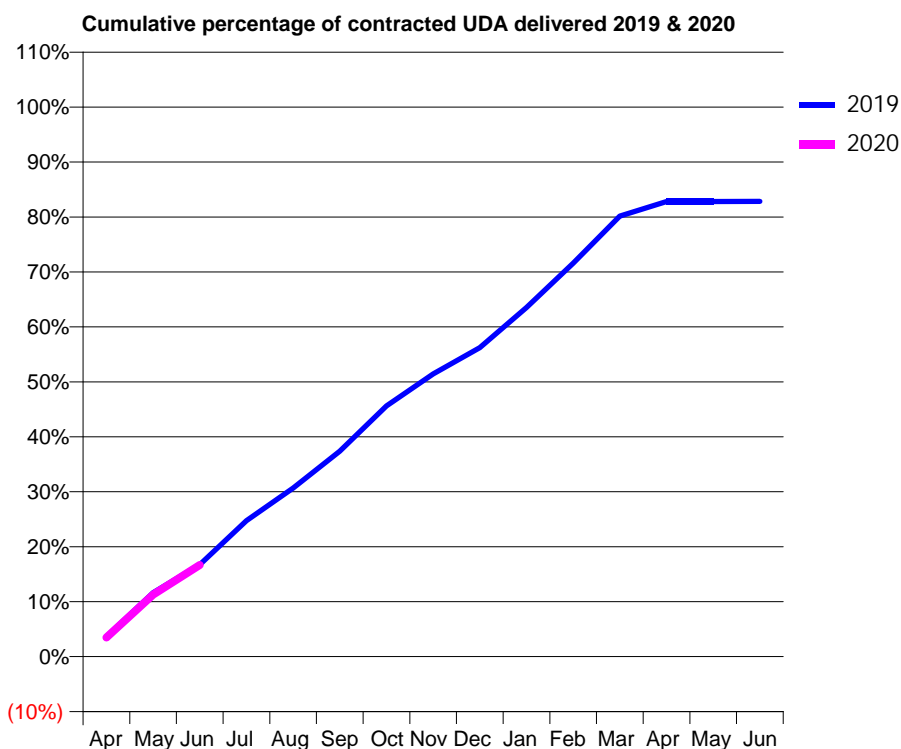
19/20 Contracted general activity (UDA)	12,629
Carry forward general activity (UDA)	0
19/20 Contracted orthodontic activity (UOA)	0
Carry forward orthodontic activity (UOA)	0
Baseline contract value	£303,861.41

ACCESS*

Patients seen in 24 months	Total	Change since previous quarter
Quarter ending June 2018	3,536	
Quarter ending September 2018	3,565	→
Quarter ending December 2018	3,550	→
Quarter ending March 2019	3,548	→
Quarter ending June 2019	3,559	→
Variance since June 2018	0.7%	→



ACTIVITY



Month	Adjusted Scheduled Activity (UDA)	
	2019	2020
April	459	441
May	1,469	1,427
June	2,114	2,106
July	3,124	
August	3,874	
September	4,722	
October	5,762	
November	6,500	
December	7,100	
January	8,025	
February	9,042	
March	10,124	
April	10,459	
May	10,459	
June	10,460	

QUALITY

	Quantity	Base Number	Contract	AT	Region	England
% of FP17s for the same patient ID Re-attending within 3 months - Children	19	284	6.7%	9.8%	11.2%	11.4%
% of FP17s for the same patient ID Re-attending within 3 months - Adults	192	1,148	16.7%	13.5%	14.8%	15.4%
% of FP17s for the same patient ID Re-attending between 3 & 9 months - Children	160	284	56.3%	63.2%	60.9%	59.8%
% of FP17s for the same patient ID Re-attending between 3 & 9 months - Adults	760	1,148	66.2%	57.2%	53.2%	52.1%
% of FP17s for Band 1 Urgent Courses	99	1,241	8.0%	7.0%	8.3%	9.2%
% of FP17s Relating to Free Repair or Replacements	17	1,241	1.4%	0.7%	0.7%	0.7%
% of FP17s Relating to Continuations	17	1,241	1.4%	1.0%	0.8%	0.8%
% of Patients satisfied with the dentistry they have received	1	1	N/A	92.3%	93.2%	93.4%
% of Patients satisfied with the time they had to wait for an appointment	0	1	N/A	86.3%	88.5%	87.6%

* This is based on patients treated on this contract for their most recent course of treatment. Figures in italics indicate the base number of FP17s or Patient Questionnaire responses are less than 100. N/A is shown where the base number of responses is less than 10 during the period. % is calculated as Quantity/Base number*100

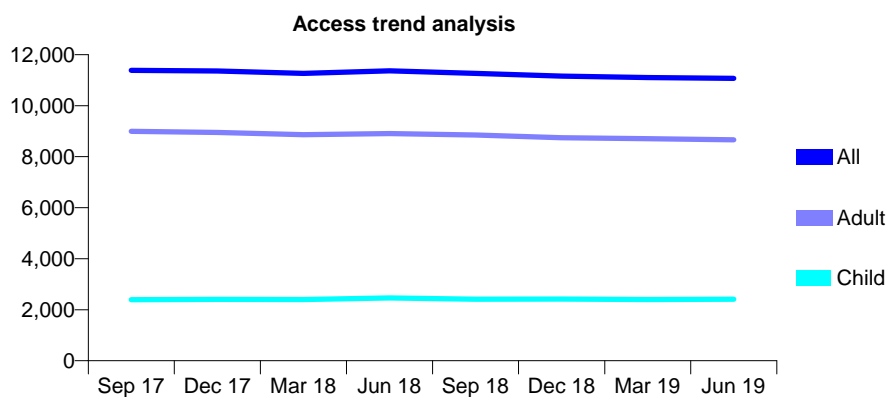
Q55 - Vital Signs At a Glance Contract Report for 106992/0001 - June 2019

Name or company name	The Plains' Dental Practice Limited
Contract type name	GDS Contract
Purpose of contract	General
Contract start date	01/04/2008
Contract end date	

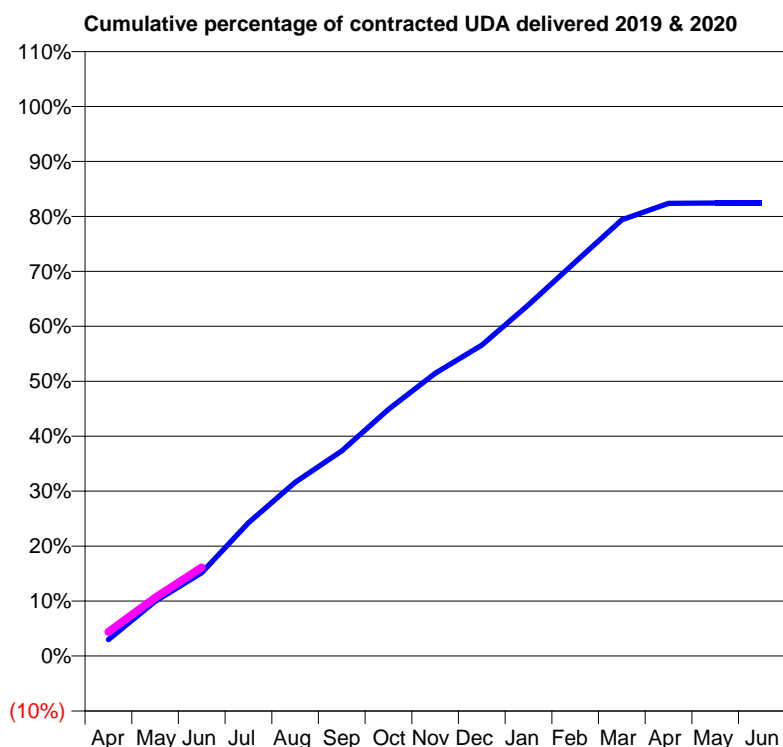
19/20 Contracted general activity (UDA)	36,931
Carry forward general activity (UDA)	0
19/20 Contracted orthodontic activity (UOA)	0
Carry forward orthodontic activity (UOA)	0
Baseline contract value	£1,056,115.37

ACCESS*

Patients seen in 24 months	Total	Change since previous quarter
Quarter ending June 2018	11,367	
Quarter ending September 2018	11,267	→
Quarter ending December 2018	11,163	→
Quarter ending March 2019	11,104	→
Quarter ending June 2019	11,072	→
Variance since June 2018	(2.6%)	↓



ACTIVITY



Month	Adjusted Scheduled Activity (UDA)	
	2019	2020
April	1,111	1,615
May	3,681	3,918
June	5,599	5,958
July	8,961	
August	11,676	
September	13,791	
October	16,589	
November	18,998	
December	20,899	
January	23,599	
February	26,469	
March	29,311	
April	30,426	
May	30,440	
June	30,440	

QUALITY

	Quantity	Base Number	Contract	AT	Region	England
% of FP17s for the same patient ID Re-attending within 3 months - Children	68	827	8.2%	9.8%	11.2%	11.4%
% of FP17s for the same patient ID Re-attending within 3 months - Adults	406	2,853	14.2%	13.5%	14.8%	15.4%
% of FP17s for the same patient ID Re-attending between 3 & 9 months - Children	490	827	59.3%	63.2%	60.9%	59.8%
% of FP17s for the same patient ID Re-attending between 3 & 9 months - Adults	1,701	2,853	59.6%	57.2%	53.2%	52.1%
% of FP17s for Band 1 Urgent Courses	157	3,136	5.0%	7.0%	8.3%	9.2%
% of FP17s Relating to Free Repair or Replacements	29	3,136	0.9%	0.7%	0.7%	0.7%
% of FP17s Relating to Continuations	102	3,136	3.3%	1.0%	0.8%	0.8%
% of Patients satisfied with the dentistry they have received	2	3	N/A	92.3%	93.2%	93.4%
% of Patients satisfied with the time they had to wait for an appointment	2	3	N/A	86.3%	88.5%	87.6%

* This is based on patients treated on this contract for their most recent course of treatment.

Figures in italics indicate the base number of FP17s or Patient Questionnaire responses are less than 100. N/A is shown where the base number of responses is less than 10 during the period. % is calculated as Quantity/Base number*100

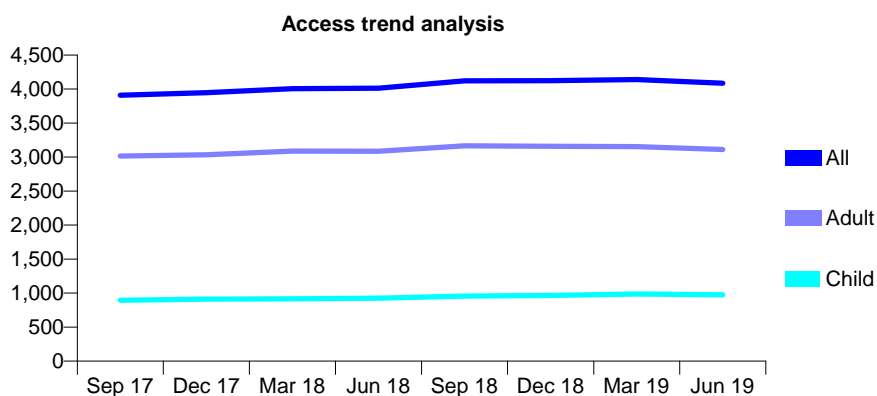
Q55 - Vital Signs At a Glance Contract Report for 110841/0001 - June 2019

Name or company name	Bamford Dental Practice
Contract type name	GDS Contract
Purpose of contract	General
Contract start date	01/04/2011
Contract end date	

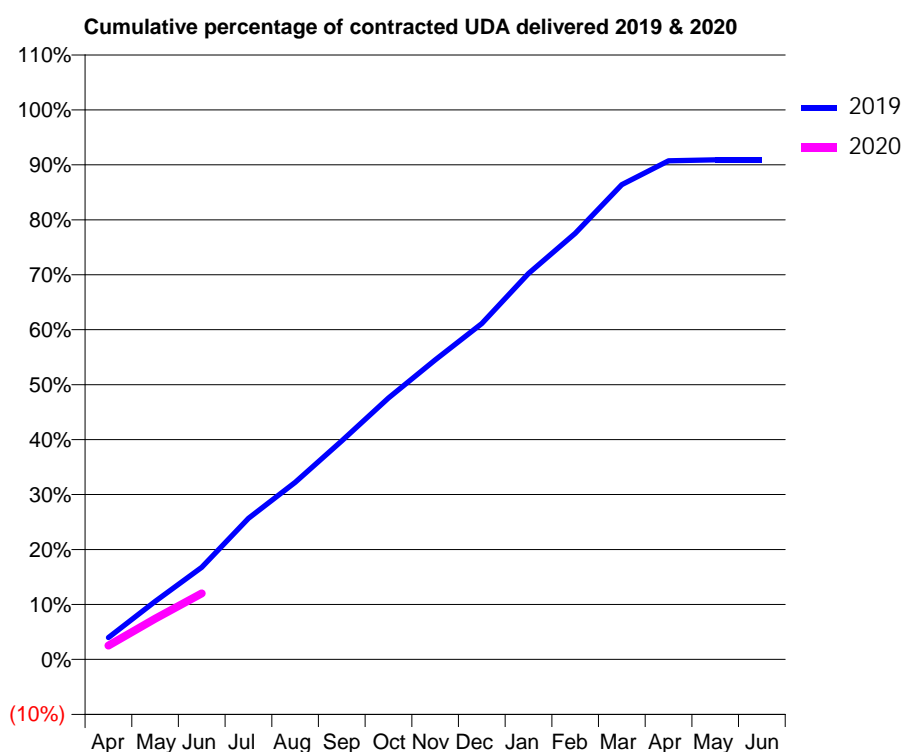
19/20 Contracted general activity (UDA)	11,928
Carry forward general activity (UDA)	0
19/20 Contracted orthodontic activity (UOA)	0
Carry forward orthodontic activity (UOA)	0
Baseline contract value	£319,015.11

ACCESS*

Patients seen in 24 months	Total	Change since previous quarter
Quarter ending June 2018	4,012	
Quarter ending September 2018	4,120	↑
Quarter ending December 2018	4,124	→
Quarter ending March 2019	4,141	→
Quarter ending June 2019	4,086	↓
Variance since June 2018	1.8%	→



ACTIVITY



Month	2019	2020
April	475	300
May	1,262	884
June	2,000	1,435
July	3,061	
August	3,843	
September	4,742	
October	5,676	
November	6,502	
December	7,291	
January	8,374	
February	9,250	
March	10,305	
April	10,822	
May	10,846	
June	10,846	

QUALITY

	Quantity	Base Number	Contract	AT	Region	England
% of FP17s for the same patient ID Re-attending within 3 months - Children	16	268	6.0%	9.8%	11.2%	11.4%
% of FP17s for the same patient ID Re-attending within 3 months - Adults	87	691	12.6%	13.5%	14.8%	15.4%
% of FP17s for the same patient ID Re-attending between 3 & 9 months - Children	176	268	65.7%	63.2%	60.9%	59.8%
% of FP17s for the same patient ID Re-attending between 3 & 9 months - Adults	327	691	47.3%	57.2%	53.2%	52.1%
% of FP17s for Band 1 Urgent Courses	71	758	9.4%	7.0%	8.3%	9.2%
% of FP17s Relating to Free Repair or Replacements	8	758	1.1%	0.7%	0.7%	0.7%
% of FP17s Relating to Continuations	9	758	1.2%	1.0%	0.8%	0.8%
% of Patients satisfied with the dentistry they have received	1	1	N/A	92.3%	93.2%	93.4%
% of Patients satisfied with the time they had to wait for an appointment	1	1	N/A	86.3%	88.5%	87.6%

* This is based on patients treated on this contract for their most recent course of treatment. Figures in italics indicate the base number of FP17s or Patient Questionnaire responses are less than 100. N/A is shown where the base number of responses is less than 10 during the period. % is calculated as Quantity/Base number*100

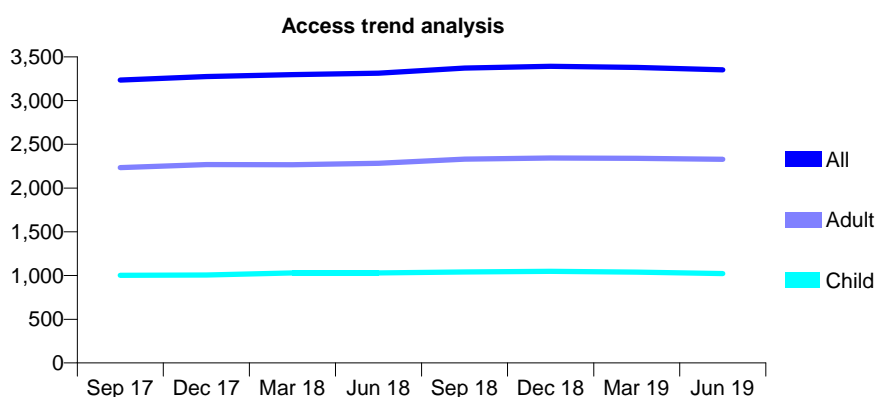
Q55 - Vital Signs At a Glance Contract Report for 113883/0001 - June 2019

Name or company name	Aesthetix Limited
Contract type name	GDS Contract
Purpose of contract	General
Contract start date	01/12/2012
Contract end date	

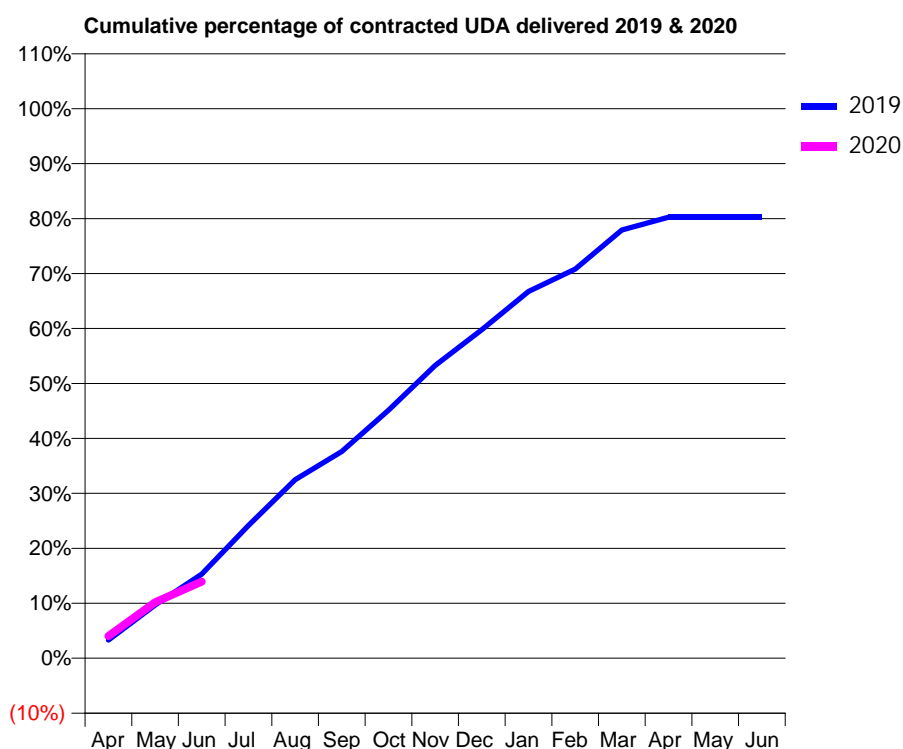
19/20 Contracted general activity (UDA)	9,555
Carry forward general activity (UDA)	0
19/20 Contracted orthodontic activity (UOA)	0
Carry forward orthodontic activity (UOA)	0
Baseline contract value	£296,044.18

ACCESS*

Patients seen in 24 months	Total	Change since previous quarter
Quarter ending June 2018	3,313	
Quarter ending September 2018	3,372	→
Quarter ending December 2018	3,392	→
Quarter ending March 2019	3,379	→
Quarter ending June 2019	3,351	→
Variance since June 2018	1.1%	→



ACTIVITY



Adjusted Scheduled Activity (UDA)		
Month	2019	2020
April	316	387
May	926	974
June	1,463	1,331
July	2,308	
August	3,104	
September	3,595	
October	4,312	
November	5,090	
December	5,711	
January	6,379	
February	6,766	
March	7,444	
April	7,667	
May	7,666	
June	7,666	

QUALITY

	Quantity	Base Number	Contract	AT	Region	England
% of FP17s for the same patient ID Re-attending within 3 months - Children	12	319	3.8%	9.8%	11.2%	11.4%
% of FP17s for the same patient ID Re-attending within 3 months - Adults	44	674	6.5%	13.5%	14.8%	15.4%
% of FP17s for the same patient ID Re-attending between 3 & 9 months - Children	213	319	66.8%	63.2%	60.9%	59.8%
% of FP17s for the same patient ID Re-attending between 3 & 9 months - Adults	383	674	56.8%	57.2%	53.2%	52.1%
% of FP17s for Band 1 Urgent Courses	22	746	2.9%	7.0%	8.3%	9.2%
% of FP17s Relating to Free Repair or Replacements	5	746	0.7%	0.7%	0.7%	0.7%
% of FP17s Relating to Continuations	11	746	1.5%	1.0%	0.8%	0.8%
% of Patients satisfied with the dentistry they have received	0	0	N/A	92.3%	93.2%	93.4%
% of Patients satisfied with the time they had to wait for an appointment	0	0	N/A	86.3%	88.5%	87.6%

* This is based on patients treated on this contract for their most recent course of treatment.

Figures in italics indicate the base number of FP17s or Patient Questionnaire responses are less than 100. N/A is shown where the base number of responses is less than 10 during the period. % is calculated as Quantity/Base number*100

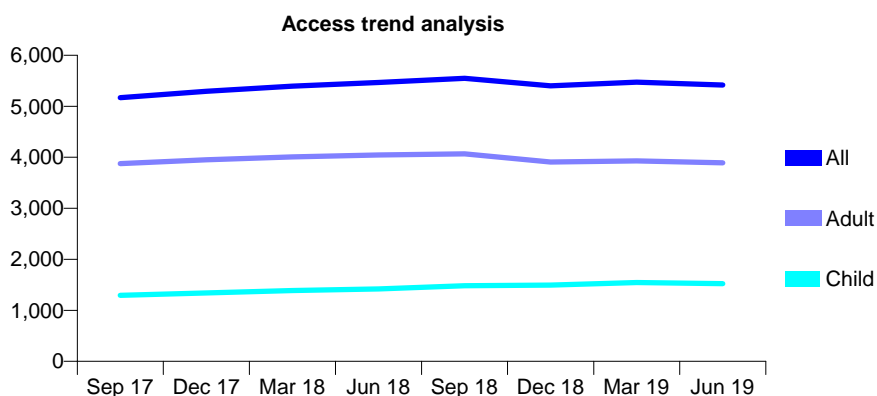
Q55 - Vital Signs At a Glance Contract Report for 115711/0001 - June 2019

Name or company name	Ishak Practices Limited
Contract type name	GDS Contract
Purpose of contract	General
Contract start date	01/04/2011
Contract end date	

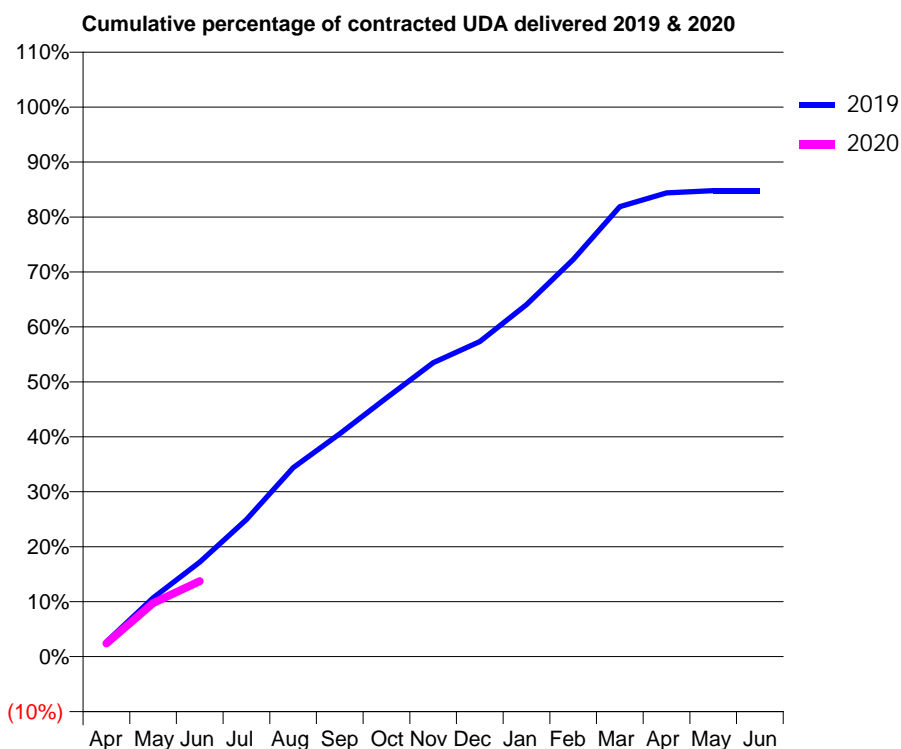
19/20 Contracted general activity (UDA)	16,922
Carry forward general activity (UDA)	0
19/20 Contracted orthodontic activity (UOA)	0
Carry forward orthodontic activity (UOA)	0
Baseline contract value	£409,934.56

ACCESS*

Patients seen in 24 months	Total	Change since previous quarter
Quarter ending June 2018	5,466	
Quarter ending September 2018	5,550	→
Quarter ending December 2018	5,400	↓
Quarter ending March 2019	5,474	→
Quarter ending June 2019	5,415	↓
Variance since June 2018	(0.9%)	→



ACTIVITY



Month	Adjusted Scheduled Activity (UDA)	
	2019	2020
April	392	409
May	1,555	1,648
June	2,492	2,323
July	3,617	
August	4,984	
September	5,883	
October	6,826	
November	7,756	
December	8,312	
January	9,286	
February	10,480	
March	11,873	
April	12,236	
May	12,294	
June	12,294	

QUALITY

	Quantity	Base Number	Contract	AT	Region	England
% of FP17s for the same patient ID Re-attending within 3 months - Children	25	487	5.1%	9.8%	11.2%	11.4%
% of FP17s for the same patient ID Re-attending within 3 months - Adults	54	1,063	5.1%	13.5%	14.8%	15.4%
% of FP17s for the same patient ID Re-attending between 3 & 9 months - Children	307	487	63.0%	63.2%	60.9%	59.8%
% of FP17s for the same patient ID Re-attending between 3 & 9 months - Adults	634	1,063	59.6%	57.2%	53.2%	52.1%
% of FP17s for Band 1 Urgent Courses	0	1,356	0.0%	7.0%	8.3%	9.2%
% of FP17s Relating to Free Repair or Replacements	1	1,356	0.1%	0.7%	0.7%	0.7%
% of FP17s Relating to Continuations	16	1,356	1.2%	1.0%	0.8%	0.8%
% of Patients satisfied with the dentistry they have received	1	1	N/A	92.3%	93.2%	93.4%
% of Patients satisfied with the time they had to wait for an appointment	1	1	N/A	86.3%	88.5%	87.6%

* This is based on patients treated on this contract for their most recent course of treatment. Figures in italics indicate the base number of FP17s or Patient Questionnaire responses are less than 100. N/A is shown where the base number of responses is less than 10 during the period. % is calculated as Quantity/Base number*100

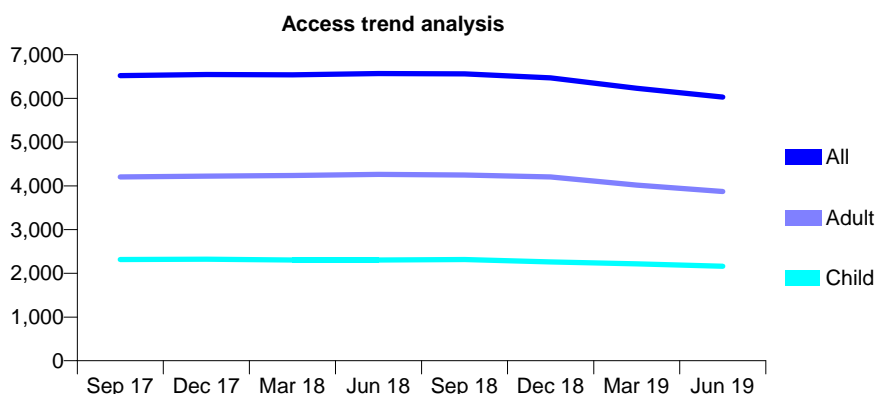
Q55 - Vital Signs At a Glance Contract Report for 116114/0001 - June 2019

Name or company name	Rise Park Dental Practice Limited
Contract type name	GDS Contract
Purpose of contract	General
Contract start date	01/04/2010
Contract end date	

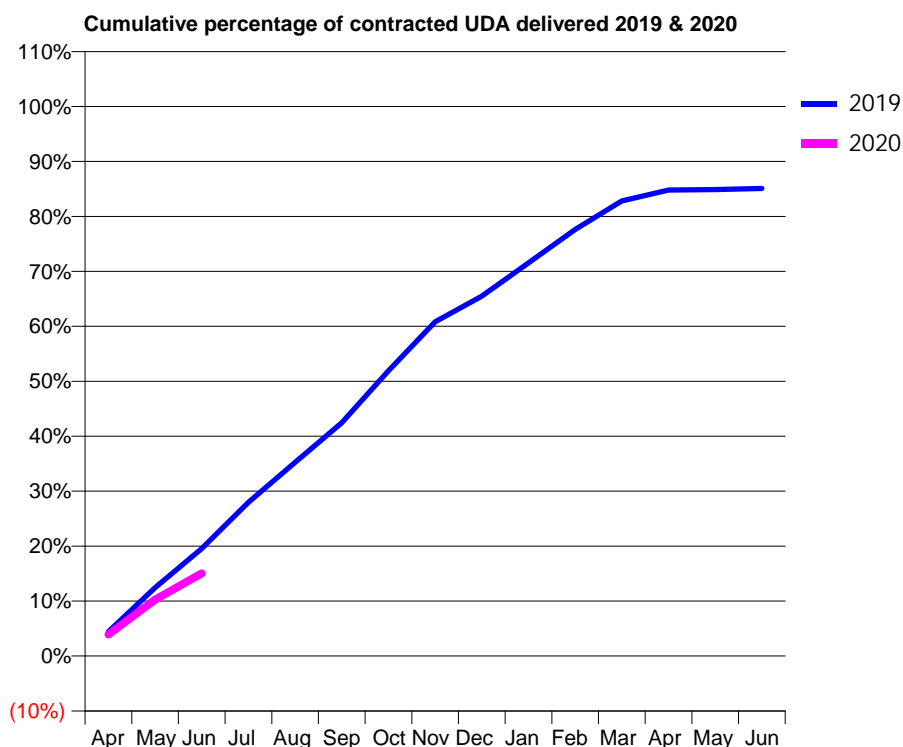
19/20 Contracted general activity (UDA)	16,916
Carry forward general activity (UDA)	0
19/20 Contracted orthodontic activity (UOA)	0
Carry forward orthodontic activity (UOA)	0
Baseline contract value	£396,976.60

ACCESS*

Patients seen in 24 months	Total	Change since previous quarter
Quarter ending June 2018	6,568	
Quarter ending September 2018	6,559	→
Quarter ending December 2018	6,468	↓
Quarter ending March 2019	6,234	↓
Quarter ending June 2019	6,032	↓
Variance since June 2018	(8.2%)	↓



ACTIVITY



Month	Adjusted Scheduled Activity (UDA)	
	2019	2020
April	753	663
May	2,107	1,737
June	3,308	2,542
July	4,732	
August	5,964	
September	7,183	
October	8,782	
November	10,289	
December	11,079	
January	12,102	
February	13,131	
March	14,007	
April	14,341	
May	14,359	
June	14,391	

QUALITY

	Quantity	Base Number	Contract	AT	Region	England
% of FP17s for the same patient ID Re-attending within 3 months - Children	28	685	4.1%	9.8%	11.2%	11.4%
% of FP17s for the same patient ID Re-attending within 3 months - Adults	101	1,033	9.8%	13.5%	14.8%	15.4%
% of FP17s for the same patient ID Re-attending between 3 & 9 months - Children	413	685	60.3%	63.2%	60.9%	59.8%
% of FP17s for the same patient ID Re-attending between 3 & 9 months - Adults	572	1,033	55.4%	57.2%	53.2%	52.1%
% of FP17s for Band 1 Urgent Courses	106	1,505	7.0%	7.0%	8.3%	9.2%
% of FP17s Relating to Free Repair or Replacements	2	1,505	0.1%	0.7%	0.7%	0.7%
% of FP17s Relating to Continuations	1	1,505	0.1%	1.0%	0.8%	0.8%
% of Patients satisfied with the dentistry they have received	1	2	N/A	92.3%	93.2%	93.4%
% of Patients satisfied with the time they had to wait for an appointment	1	2	N/A	86.3%	88.5%	87.6%

* This is based on patients treated on this contract for their most recent course of treatment. Figures in italics indicate the base number of FP17s or Patient Questionnaire responses are less than 100. N/A is shown where the base number of responses is less than 10 during the period. % is calculated as Quantity/Base number*100

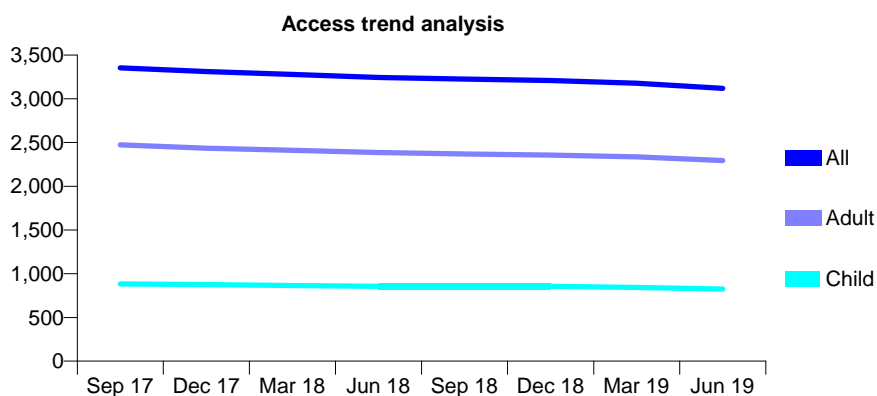
Q55 - Vital Signs At a Glance Contract Report for 116386/0001 - June 2019

Name or company name	Apex Dental Care Dronfield Partnership
Contract type name	GDS Contract
Purpose of contract	General and Orthodontic
Contract start date	01/05/2015
Contract end date	

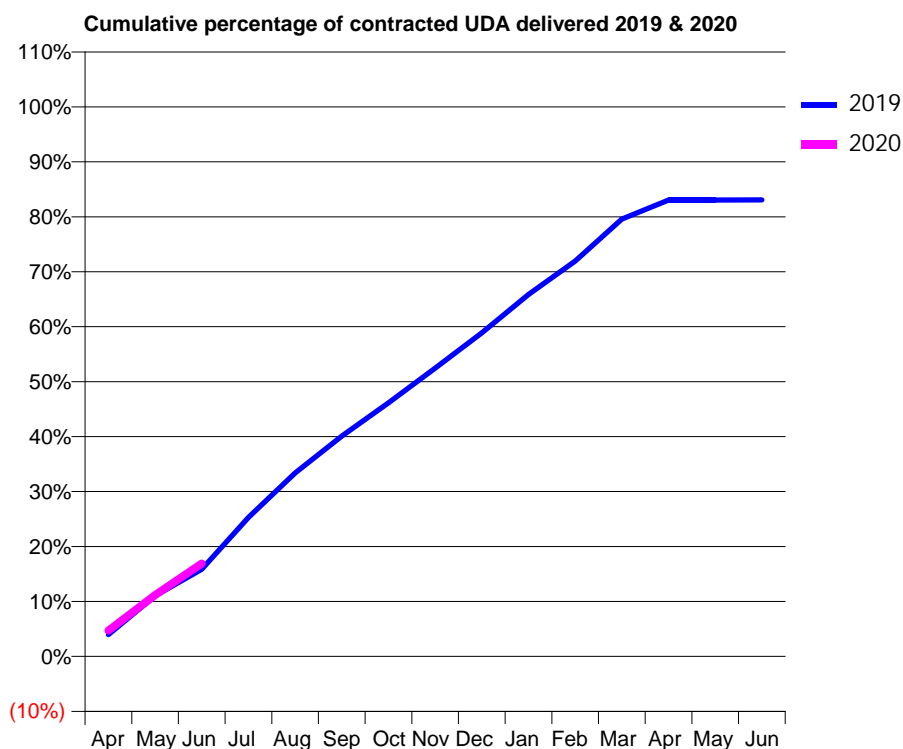
19/20 Contracted general activity (UDA)	10,201
Carry forward general activity (UDA)	0
19/20 Contracted orthodontic activity (UOA)	105
Carry forward orthodontic activity (UOA)	0
Baseline contract value	£271,229.94

ACCESS*

Patients seen in 24 months	Total	Change since previous quarter
Quarter ending June 2018	3,243	
Quarter ending September 2018	3,224	→
Quarter ending December 2018	3,210	→
Quarter ending March 2019	3,178	→
Quarter ending June 2019	3,119	↓
Variance since June 2018	(3.8%)	↓



ACTIVITY



Month	Adjusted Scheduled Activity (UDA)	
	2019	2020
April	408	480
May	1,125	1,140
June	1,617	1,725
July	2,582	
August	3,408	
September	4,091	
October	4,708	
November	5,351	
December	6,004	
January	6,717	
February	7,339	
March	8,117	
April	8,473	
May	8,472	
June	8,474	

QUALITY

	Quantity	Base Number	Contract	AT	Region	England
% of FP17s for the same patient ID Re-attending within 3 months - Children	14	340	4.1%	9.8%	11.2%	11.4%
% of FP17s for the same patient ID Re-attending within 3 months - Adults	86	787	10.9%	13.5%	14.8%	15.4%
% of FP17s for the same patient ID Re-attending between 3 & 9 months - Children	261	340	76.8%	63.2%	60.9%	59.8%
% of FP17s for the same patient ID Re-attending between 3 & 9 months - Adults	530	787	67.3%	57.2%	53.2%	52.1%
% of FP17s for Band 1 Urgent Courses	59	941	6.3%	7.0%	8.3%	9.2%
% of FP17s Relating to Free Repair or Replacements	12	941	1.3%	0.7%	0.7%	0.7%
% of FP17s Relating to Continuations	2	941	0.2%	1.0%	0.8%	0.8%
% of Patients satisfied with the dentistry they have received	1	1	N/A	92.3%	93.2%	93.4%
% of Patients satisfied with the time they had to wait for an appointment	1	1	N/A	86.3%	88.5%	87.6%

* This is based on patients treated on this contract for their most recent course of treatment. Figures in italics indicate the base number of FP17s or Patient Questionnaire responses are less than 100. N/A is shown where the base number of responses is less than 10 during the period. % is calculated as Quantity/Base number*100

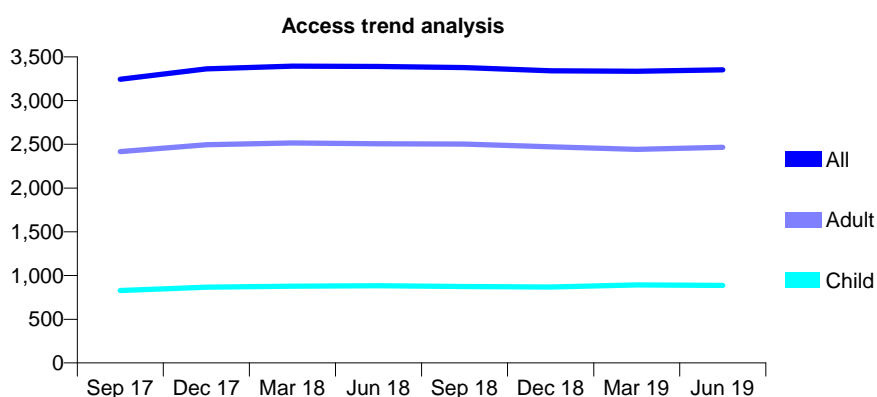
Q55 - Vital Signs At a Glance Contract Report for 117153/0001 - June 2019

Name or company name	Woodthorpe Dental Care
Contract type name	GDS Contract
Purpose of contract	General
Contract start date	24/12/2015
Contract end date	

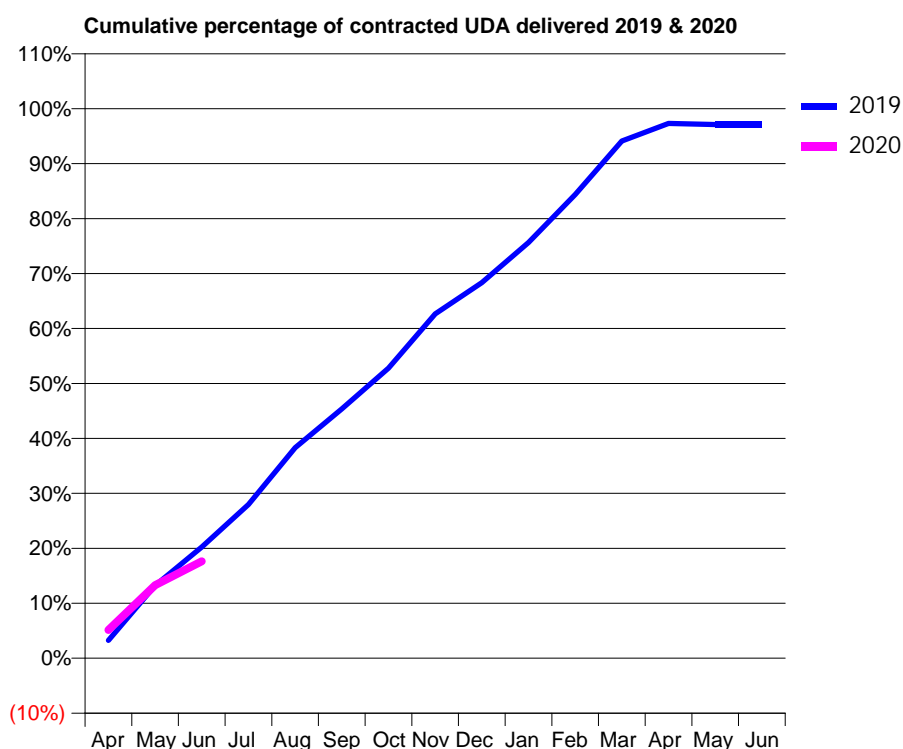
19/20 Contracted general activity (UDA)	8,991
Carry forward general activity (UDA)	0
19/20 Contracted orthodontic activity (UOA)	0
Carry forward orthodontic activity (UOA)	0
Baseline contract value	£220,067.64

ACCESS*

Patients seen in 24 months	Total	Change since previous quarter
Quarter ending June 2018	3,391	
Quarter ending September 2018	3,377	→
Quarter ending December 2018	3,341	↓
Quarter ending March 2019	3,335	→
Quarter ending June 2019	3,352	→
Variance since June 2018	(1.2%)	↓



ACTIVITY



Month	2019	2020
April	293	463
May	1,189	1,194
June	1,819	1,585
July	2,515	
August	3,445	
September	4,079	
October	4,746	
November	5,632	
December	6,145	
January	6,801	
February	7,588	
March	8,461	
April	8,748	
May	8,731	
June	8,730	

QUALITY

	Quantity	Base Number	Contract	AT	Region	England
% of FP17s for the same patient ID Re-attending within 3 months - Children	18	289	6.2%	9.8%	11.2%	11.4%
% of FP17s for the same patient ID Re-attending within 3 months - Adults	96	773	12.4%	13.5%	14.8%	15.4%
% of FP17s for the same patient ID Re-attending between 3 & 9 months - Children	164	289	56.7%	63.2%	60.9%	59.8%
% of FP17s for the same patient ID Re-attending between 3 & 9 months - Adults	524	773	67.8%	57.2%	53.2%	52.1%
% of FP17s for Band 1 Urgent Courses	63	939	6.7%	7.0%	8.3%	9.2%
% of FP17s Relating to Free Repair or Replacements	3	939	0.3%	0.7%	0.7%	0.7%
% of FP17s Relating to Continuations	1	939	0.1%	1.0%	0.8%	0.8%
% of Patients satisfied with the dentistry they have received	2	2	N/A	92.3%	93.2%	93.4%
% of Patients satisfied with the time they had to wait for an appointment	1	2	N/A	86.3%	88.5%	87.6%

* This is based on patients treated on this contract for their most recent course of treatment.

Figures in italics indicate the base number of FP17s or Patient Questionnaire responses are less than 100. N/A is shown where the base number of responses is less than 10 during the period. % is calculated as Quantity/Base number*100

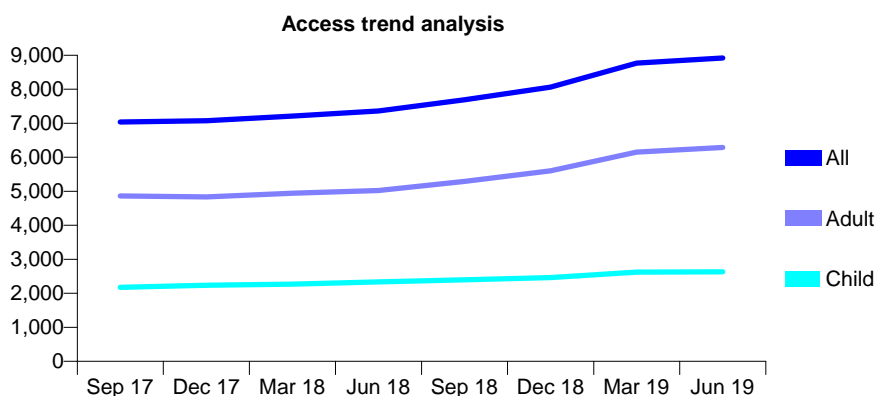
Q55 - Vital Signs At a Glance Contract Report for 117897/0001 - June 2019

Name or company name	Dove Dental Care Ltd
Contract type name	GDS Contract
Purpose of contract	General
Contract start date	01/10/2009
Contract end date	

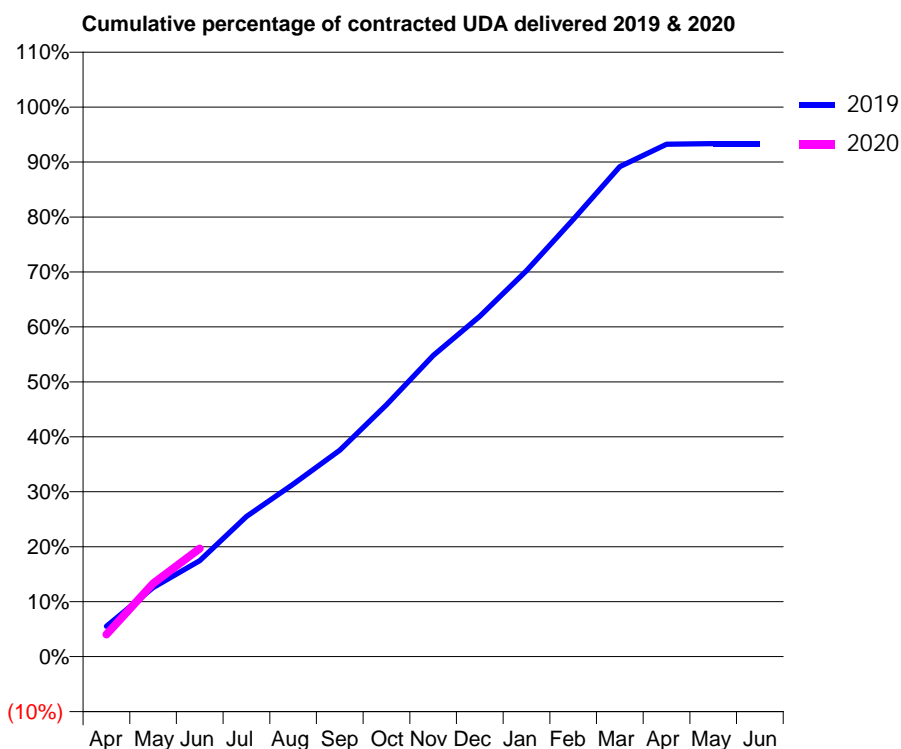
19/20 Contracted general activity (UDA)	22,030
Carry forward general activity (UDA)	0
19/20 Contracted orthodontic activity (UOA)	0
Carry forward orthodontic activity (UOA)	0
Baseline contract value	£566,502.41

ACCESS*

Patients seen in 24 months	Total	Change since previous quarter
Quarter ending June 2018	7,361	
Quarter ending September 2018	7,693	↑
Quarter ending December 2018	8,066	↑
Quarter ending March 2019	8,771	↑
Quarter ending June 2019	8,921	→
Variance since June 2018	21.2%	↑



ACTIVITY



Month	Adjusted Scheduled Activity (UDA)	
	2019	2020
April	1,768	892
May	4,031	2,939
June	5,590	4,333
July	8,163	
August	10,057	
September	12,029	
October	14,677	
November	17,551	
December	19,836	
January	22,493	
February	25,485	
March	28,564	
April	29,870	
May	29,897	
June	29,899	

QUALITY

	Quantity	Base Number	Contract	AT	Region	England
% of FP17s for the same patient ID Re-attending within 3 months - Children	107	755	14.2%	9.8%	11.2%	11.4%
% of FP17s for the same patient ID Re-attending within 3 months - Adults	401	1,892	21.2%	13.5%	14.8%	15.4%
% of FP17s for the same patient ID Re-attending between 3 & 9 months - Children	429	755	56.8%	63.2%	60.9%	59.8%
% of FP17s for the same patient ID Re-attending between 3 & 9 months - Adults	944	1,892	49.9%	57.2%	53.2%	52.1%
% of FP17s for Band 1 Urgent Courses	209	2,101	9.9%	7.0%	8.3%	9.2%
% of FP17s Relating to Free Repair or Replacements	20	2,101	1.0%	0.7%	0.7%	0.7%
% of FP17s Relating to Continuations	7	2,101	0.3%	1.0%	0.8%	0.8%
% of Patients satisfied with the dentistry they have received	6	7	N/A	92.3%	93.2%	93.4%
% of Patients satisfied with the time they had to wait for an appointment	6	7	N/A	86.3%	88.5%	87.6%

* This is based on patients treated on this contract for their most recent course of treatment. Figures in italics indicate the base number of FP17s or Patient Questionnaire responses are less than 100. N/A is shown where the base number of responses is less than 10 during the period. % is calculated as Quantity/Base number*100

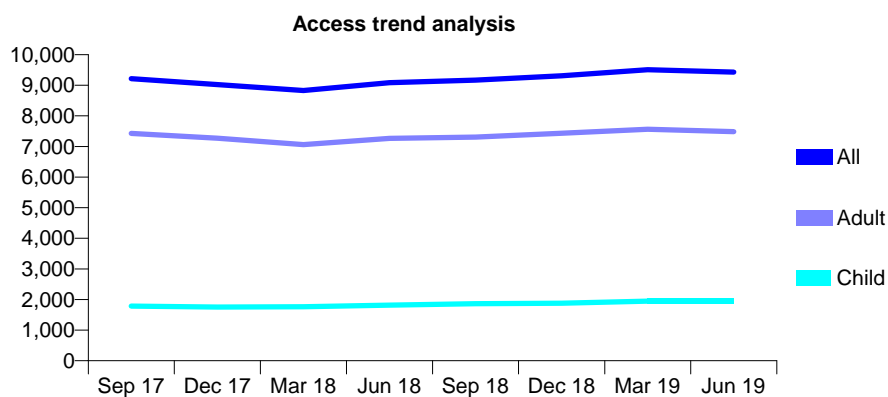
Q55 - Vital Signs At a Glance Contract Report for 118885/0001 - June 2019

Name or company name	Sherwood Dental Centre
Contract type name	GDS Contract
Purpose of contract	General
Contract start date	01/04/2006
Contract end date	

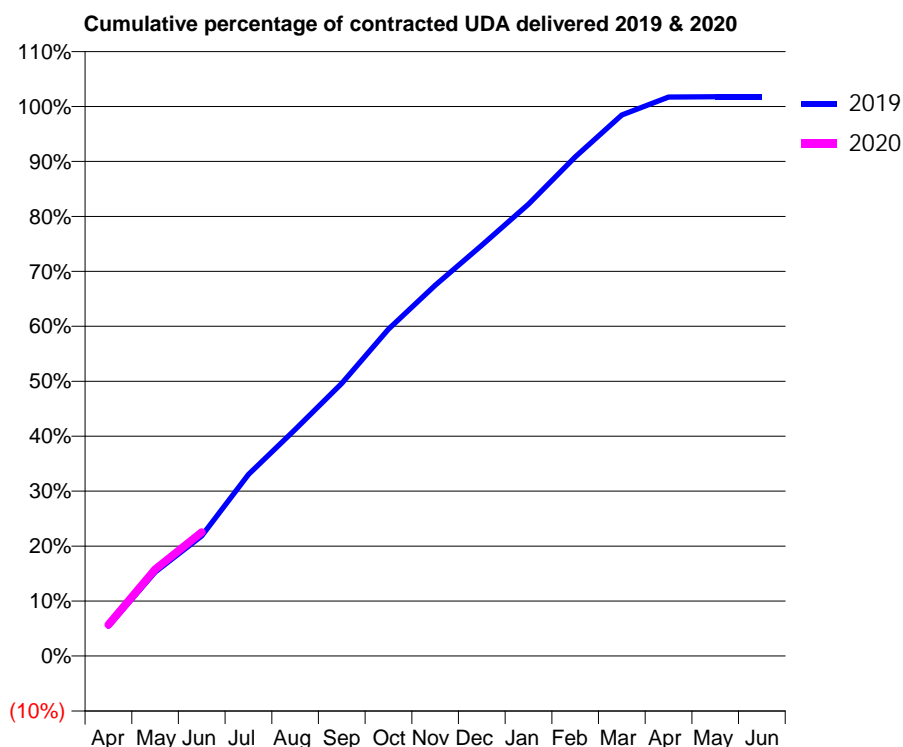
19/20 Contracted general activity (UDA)	28,155
Carry forward general activity (UDA)	0
19/20 Contracted orthodontic activity (UOA)	0
Carry forward orthodontic activity (UOA)	0
Baseline contract value	£538,863.42

ACCESS*

Patients seen in 24 months	Total	Change since previous quarter
Quarter ending June 2018	9,085	
Quarter ending September 2018	9,168	→
Quarter ending December 2018	9,309	→
Quarter ending March 2019	9,508	↑
Quarter ending June 2019	9,433	→
Variance since June 2018	3.8%	↑



ACTIVITY



Month	Adjusted Scheduled Activity (UDA)	
	2019	2020
April	1,698	1,599
May	4,756	4,437
June	6,811	6,345
July	10,291	
August	12,839	
September	15,454	
October	18,536	
November	21,024	
December	23,288	
January	25,619	
February	28,292	
March	30,671	
April	31,686	
May	31,702	
June	31,701	

QUALITY

	Quantity	Base Number	Contract	AT	Region	England
% of FP17s for the same patient ID Re-attending within 3 months - Children	44	713	6.2%	9.8%	11.2%	11.4%
% of FP17s for the same patient ID Re-attending within 3 months - Adults	189	2,361	8.0%	13.5%	14.8%	15.4%
% of FP17s for the same patient ID Re-attending between 3 & 9 months - Children	497	713	69.7%	63.2%	60.9%	59.8%
% of FP17s for the same patient ID Re-attending between 3 & 9 months - Adults	1,431	2,361	60.6%	57.2%	53.2%	52.1%
% of FP17s for Band 1 Urgent Courses	80	2,479	3.2%	7.0%	8.3%	9.2%
% of FP17s Relating to Free Repair or Replacements	22	2,479	0.9%	0.7%	0.7%	0.7%
% of FP17s Relating to Continuations	1	2,479	0.0%	1.0%	0.8%	0.8%
% of Patients satisfied with the dentistry they have received	5	6	N/A	92.3%	93.2%	93.4%
% of Patients satisfied with the time they had to wait for an appointment	6	6	N/A	86.3%	88.5%	87.6%

* This is based on patients treated on this contract for their most recent course of treatment.

Figures in italics indicate the base number of FP17s or Patient Questionnaire responses are less than 100. N/A is shown where the base number of responses is less than 10 during the period. % is calculated as Quantity/Base number*100

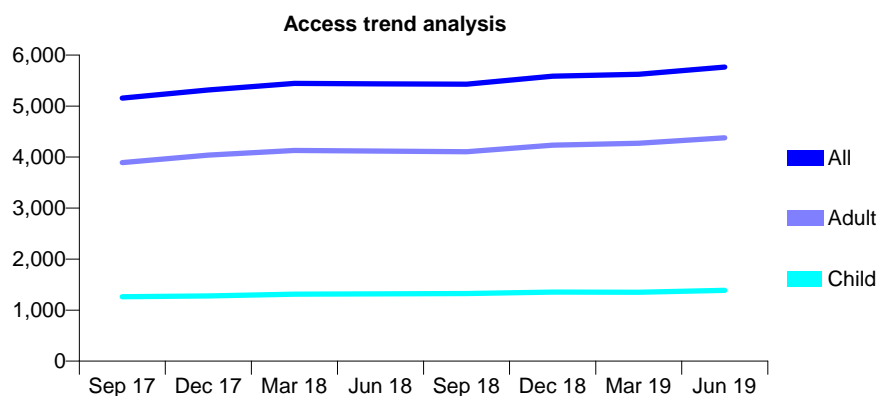
Q55 - Vital Signs At a Glance Contract Report for 119091/0002 - June 2019

Name or company name	TLC 4 Smiles Ashbourne LLP
Contract type name	PDS Contract
Purpose of contract	General
Contract start date	15/02/2010
Contract end date	14/02/2020

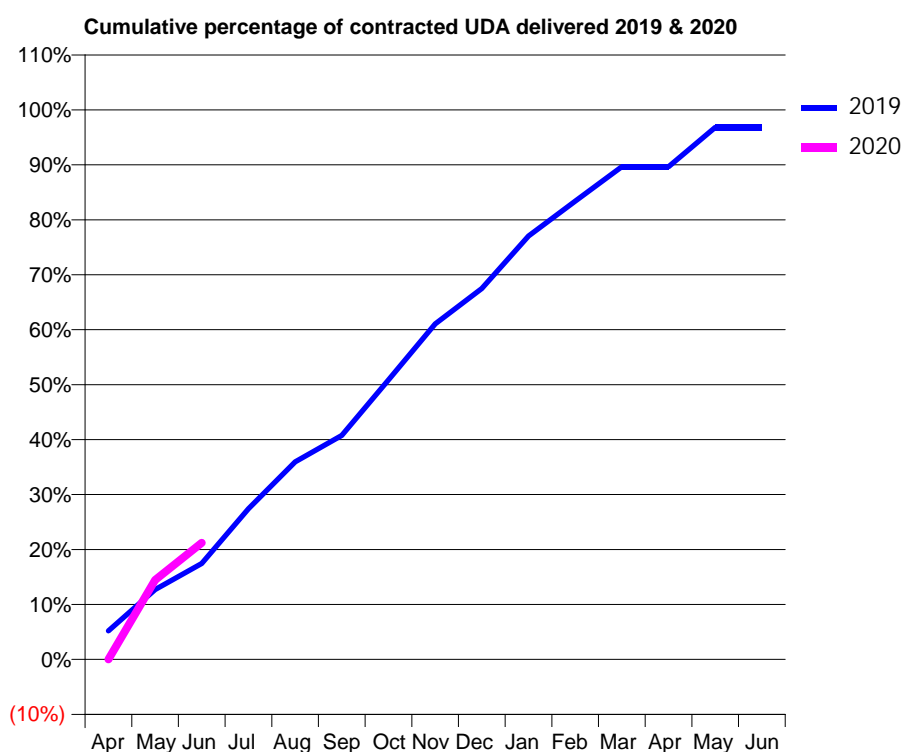
19/20 Contracted general activity (UDA)	12,819
Carry forward general activity (UDA)	0
19/20 Contracted orthodontic activity (UOA)	0
Carry forward orthodontic activity (UOA)	0
Baseline contract value	£432,496.98

ACCESS*

Patients seen in 24 months	Total	Change since previous quarter
Quarter ending June 2018	5,437	
Quarter ending September 2018	5,430	→
Quarter ending December 2018	5,586	↑
Quarter ending March 2019	5,621	→
Quarter ending June 2019	5,765	↑
Variance since June 2018	6.0%	↑



ACTIVITY



Month	2019	2020
April	763	0
May	1,863	1,854
June	2,562	2,720
July	4,024	
August	5,277	
September	5,980	
October	7,466	
November	8,960	
December	9,906	
January	11,305	
February	12,236	
March	13,156	
April	13,156	
May	14,208	
June	14,208	

QUALITY

	Quantity	Base Number	Contract	AT	Region	England
% of FP17s for the same patient ID Re-attending within 3 months - Children	20	542	3.7%	9.8%	11.2%	11.4%
% of FP17s for the same patient ID Re-attending within 3 months - Adults	159	1,657	9.6%	13.5%	14.8%	15.4%
% of FP17s for the same patient ID Re-attending between 3 & 9 months - Children	357	542	65.9%	63.2%	60.9%	59.8%
% of FP17s for the same patient ID Re-attending between 3 & 9 months - Adults	983	1,657	59.3%	57.2%	53.2%	52.1%
% of FP17s for Band 1 Urgent Courses	78	1,590	4.9%	7.0%	8.3%	9.2%
% of FP17s Relating to Free Repair or Replacements	2	1,590	0.1%	0.7%	0.7%	0.7%
% of FP17s Relating to Continuations	29	1,590	1.8%	1.0%	0.8%	0.8%
% of Patients satisfied with the dentistry they have received	3	4	N/A	92.3%	93.2%	93.4%
% of Patients satisfied with the time they had to wait for an appointment	4	4	N/A	86.3%	88.5%	87.6%

* This is based on patients treated on this contract for their most recent course of treatment. Figures in italics indicate the base number of FP17s or Patient Questionnaire responses are less than 100. N/A is shown where the base number of responses is less than 10 during the period. % is calculated as Quantity/Base number*100

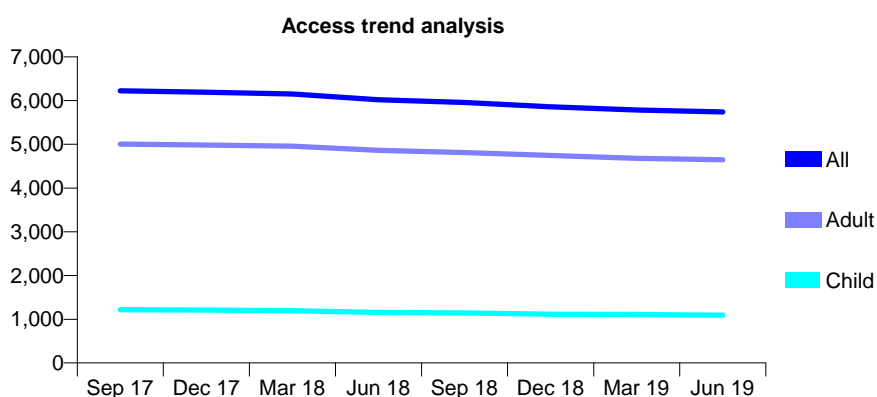
Q55 - Vital Signs At a Glance Contract Report for 119105/0001 - June 2019

Name or company name	THE PEAR TREE DENTAL CENTRE LIMIT
Contract type name	GDS Contract
Purpose of contract	General
Contract start date	01/09/2010
Contract end date	

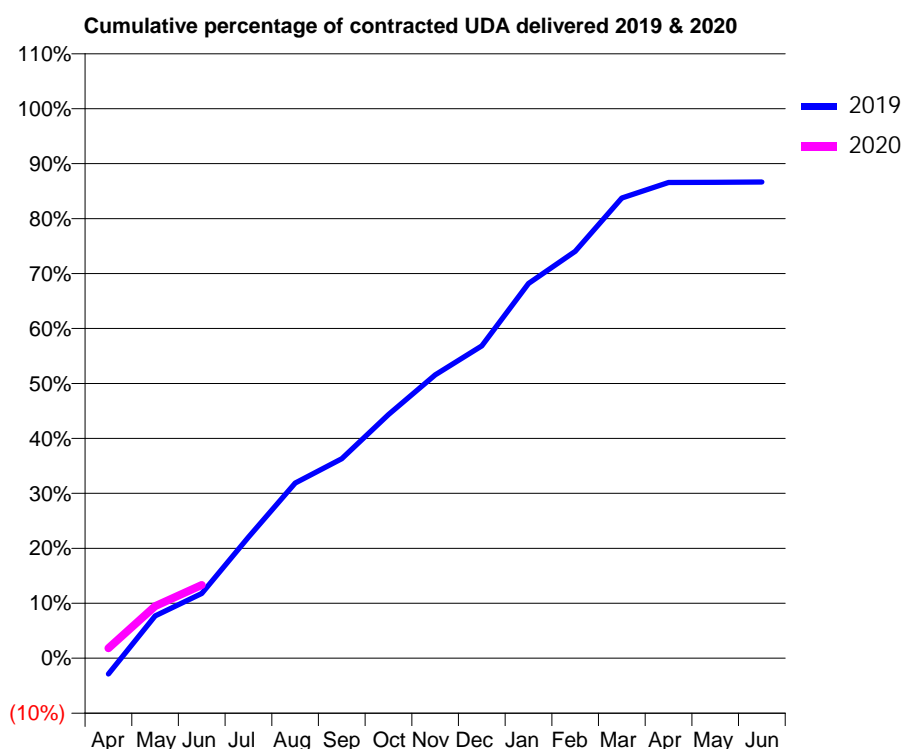
19/20 Contracted general activity (UDA)	16,518
Carry forward general activity (UDA)	0
19/20 Contracted orthodontic activity (UOA)	0
Carry forward orthodontic activity (UOA)	0
Baseline contract value	£416,254.54

ACCESS*

Patients seen in 24 months	Total	Change since previous quarter
Quarter ending June 2018	6,018	
Quarter ending September 2018	5,957	↓
Quarter ending December 2018	5,859	↓
Quarter ending March 2019	5,784	↓
Quarter ending June 2019	5,742	→
Variance since June 2018	(4.6%)	↓



ACTIVITY



Month	2019	2020
April	-480	303
May	1,273	1,566
June	1,944	2,202
July	3,642	
August	5,266	
September	5,997	
October	7,325	
November	8,517	
December	9,389	
January	11,264	
February	12,230	
March	13,832	
April	14,299	
May	14,303	
June	14,312	

QUALITY

	Quantity	Base Number	Contract	AT	Region	England
% of FP17s for the same patient ID Re-attending within 3 months - Children	21	364	5.8%	9.8%	11.2%	11.4%
% of FP17s for the same patient ID Re-attending within 3 months - Adults	133	1,430	9.3%	13.5%	14.8%	15.4%
% of FP17s for the same patient ID Re-attending between 3 & 9 months - Children	246	364	67.6%	63.2%	60.9%	59.8%
% of FP17s for the same patient ID Re-attending between 3 & 9 months - Adults	1,063	1,430	74.3%	57.2%	53.2%	52.1%
% of FP17s for Band 1 Urgent Courses	46	1,495	3.1%	7.0%	8.3%	9.2%
% of FP17s Relating to Free Repair or Replacements	12	1,495	0.8%	0.7%	0.7%	0.7%
% of FP17s Relating to Continuations	23	1,495	1.5%	1.0%	0.8%	0.8%
% of Patients satisfied with the dentistry they have received	1	1	N/A	92.3%	93.2%	93.4%
% of Patients satisfied with the time they had to wait for an appointment	1	1	N/A	86.3%	88.5%	87.6%

* This is based on patients treated on this contract for their most recent course of treatment.

Figures in italics indicate the base number of FP17s or Patient Questionnaire responses are less than 100. N/A is shown where the base number of responses is less than 10 during the period. % is calculated as Quantity/Base number*100

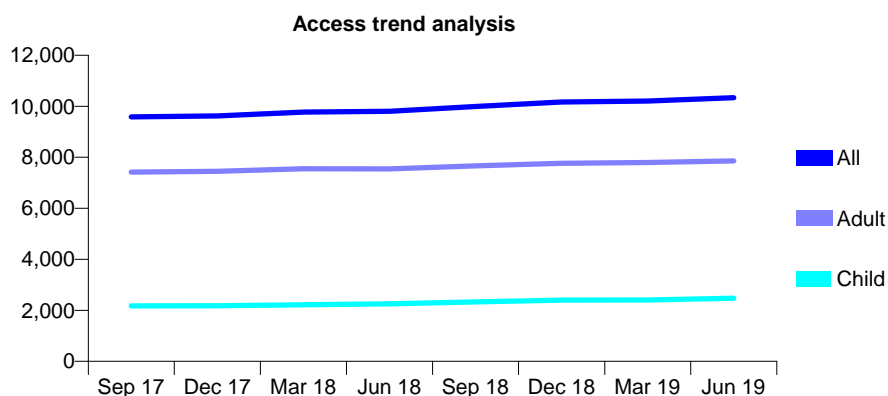
Q55 - Vital Signs At a Glance Contract Report for 120898/0001 - June 2019

Name or company name	Nationwide Healthcare Providers Ltd
Contract type name	GDS Contract
Purpose of contract	General
Contract start date	01/04/2015
Contract end date	

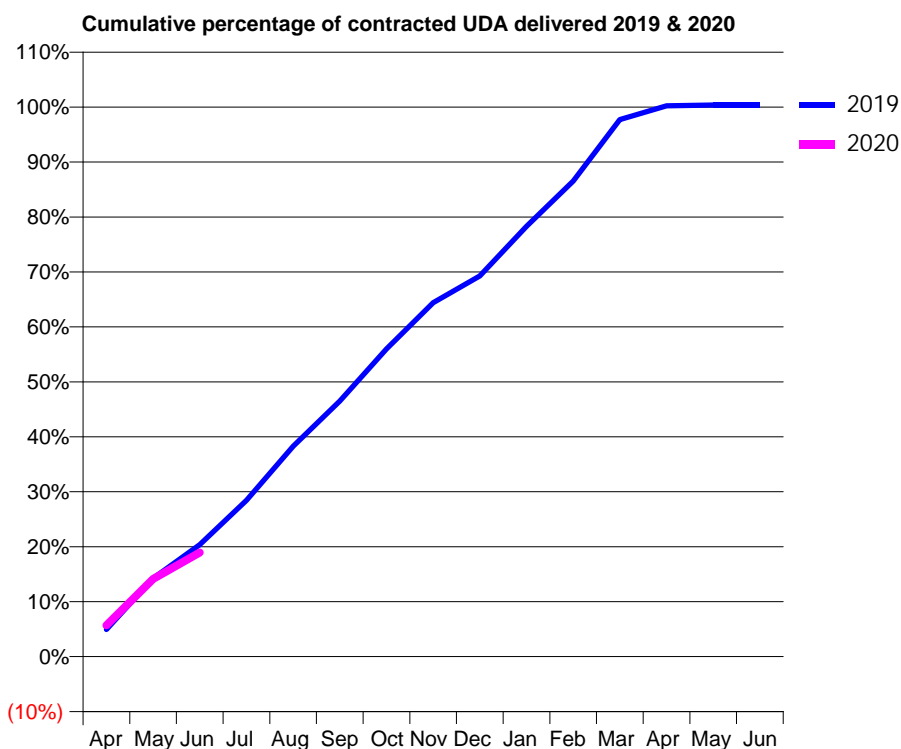
19/20 Contracted general activity (UDA)	27,708
Carry forward general activity (UDA)	0
19/20 Contracted orthodontic activity (UOA)	0
Carry forward orthodontic activity (UOA)	0
Baseline contract value	£563,496.72

ACCESS*

Patients seen in 24 months	Total	Change since previous quarter
Quarter ending June 2018	9,804	
Quarter ending September 2018	9,995	→
Quarter ending December 2018	10,167	→
Quarter ending March 2019	10,205	→
Quarter ending June 2019	10,333	→
Variance since June 2018	5.4%	↑



ACTIVITY



Month	Adjusted Scheduled Activity (UDA)	
	2019	2020
April	1,371	1,577
May	3,952	3,914
June	5,647	5,245
July	7,876	
August	10,605	
September	12,878	
October	15,516	
November	17,850	
December	19,192	
January	21,698	
February	23,978	
March	27,077	
April	27,772	
May	27,812	
June	27,815	

QUALITY

	Quantity	Base Number	Contract	AT	Region	England
% of FP17s for the same patient ID Re-attending within 3 months - Children	44	699	6.3%	9.8%	11.2%	11.4%
% of FP17s for the same patient ID Re-attending within 3 months - Adults	280	2,086	13.4%	13.5%	14.8%	15.4%
% of FP17s for the same patient ID Re-attending between 3 & 9 months - Children	357	699	51.1%	63.2%	60.9%	59.8%
% of FP17s for the same patient ID Re-attending between 3 & 9 months - Adults	1,013	2,086	48.6%	57.2%	53.2%	52.1%
% of FP17s for Band 1 Urgent Courses	272	2,444	11.1%	7.0%	8.3%	9.2%
% of FP17s Relating to Free Repair or Replacements	15	2,444	0.6%	0.7%	0.7%	0.7%
% of FP17s Relating to Continuations	16	2,444	0.7%	1.0%	0.8%	0.8%
% of Patients satisfied with the dentistry they have received	9	9	N/A	92.3%	93.2%	93.4%
% of Patients satisfied with the time they had to wait for an appointment	9	9	N/A	86.3%	88.5%	87.6%

* This is based on patients treated on this contract for their most recent course of treatment. Figures in italics indicate the base number of FP17s or Patient Questionnaire responses are less than 100. N/A is shown where the base number of responses is less than 10 during the period. % is calculated as Quantity/Base number*100

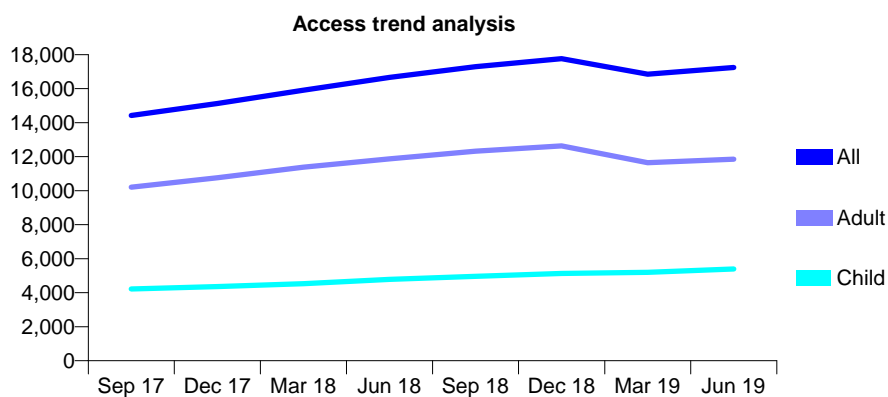
Q55 - Vital Signs At a Glance Contract Report for 120898/0002 - June 2019

Name or company name	Nationwide Healthcare Providers Ltd
Contract type name	GDS Contract
Purpose of contract	General
Contract start date	01/06/2015
Contract end date	

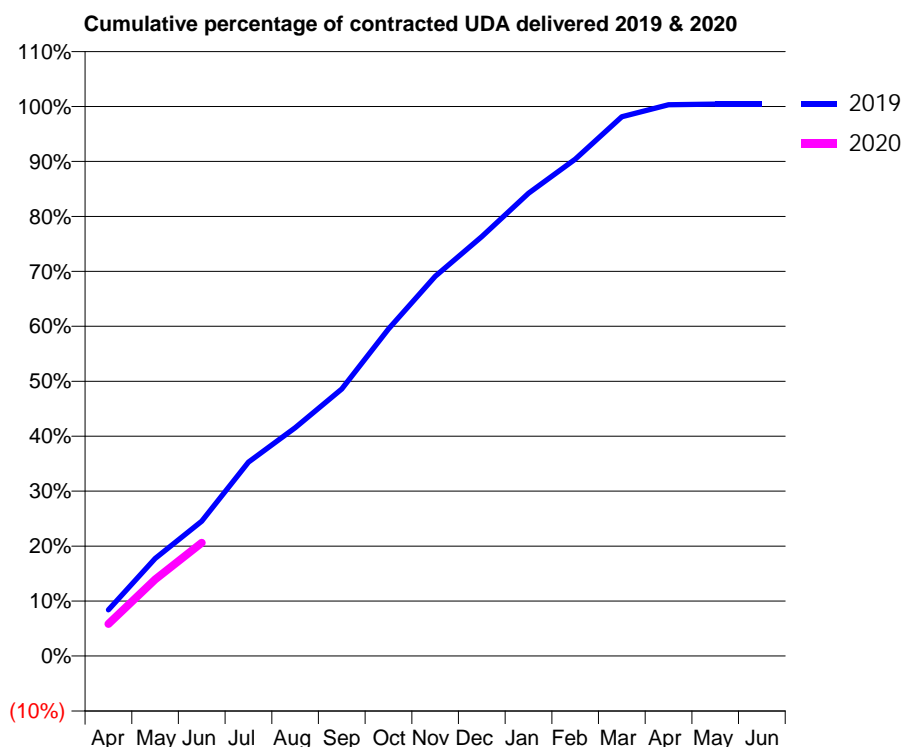
19/20 Contracted general activity (UDA)	36,898
Carry forward general activity (UDA)	0
19/20 Contracted orthodontic activity (UOA)	0
Carry forward orthodontic activity (UOA)	0
Baseline contract value	£862,872.80

ACCESS*

Patients seen in 24 months	Total	Change since previous quarter
Quarter ending June 2018	16,660	
Quarter ending September 2018	17,292	↑
Quarter ending December 2018	17,764	↑
Quarter ending March 2019	16,848	↓
Quarter ending June 2019	17,251	↑
Variance since June 2018	3.5%	↑



ACTIVITY



Month	Adjusted Scheduled Activity (UDA)	
	2019	2020
April	3,528	2,152
May	7,434	5,148
June	10,287	7,604
July	14,783	
August	17,401	
September	20,365	
October	24,935	
November	28,948	
December	31,974	
January	35,287	
February	37,879	
March	41,107	
April	42,026	
May	42,077	
June	42,081	

QUALITY

	Quantity	Base Number	Contract	AT	Region	England
% of FP17s for the same patient ID Re-attending within 3 months - Children	100	1,726	5.8%	9.8%	11.2%	11.4%
% of FP17s for the same patient ID Re-attending within 3 months - Adults	236	2,263	10.4%	13.5%	14.8%	15.4%
% of FP17s for the same patient ID Re-attending between 3 & 9 months - Children	884	1,726	51.2%	63.2%	60.9%	59.8%
% of FP17s for the same patient ID Re-attending between 3 & 9 months - Adults	967	2,263	42.7%	57.2%	53.2%	52.1%
% of FP17s for Band 1 Urgent Courses	267	3,551	7.5%	7.0%	8.3%	9.2%
% of FP17s Relating to Free Repair or Replacements	3	3,551	0.1%	0.7%	0.7%	0.7%
% of FP17s Relating to Continuations	40	3,551	1.1%	1.0%	0.8%	0.8%
% of Patients satisfied with the dentistry they have received	7	9	N/A	92.3%	93.2%	93.4%
% of Patients satisfied with the time they had to wait for an appointment	7	9	N/A	86.3%	88.5%	87.6%

* This is based on patients treated on this contract for their most recent course of treatment. Figures in italics indicate the base number of FP17s or Patient Questionnaire responses are less than 100. N/A is shown where the base number of responses is less than 10 during the period. % is calculated as Quantity/Base number*100

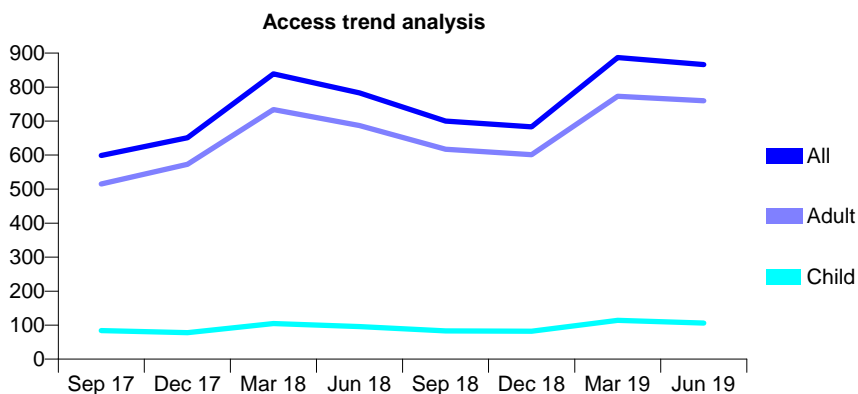
Q55 - Vital Signs At a Glance Contract Report for 121908/0002 - June 2019

Name or company name	Forest Road and Cherry Orchard Mount
Contract type name	GDS Contract
Purpose of contract	General
Contract start date	18/09/2012
Contract end date	

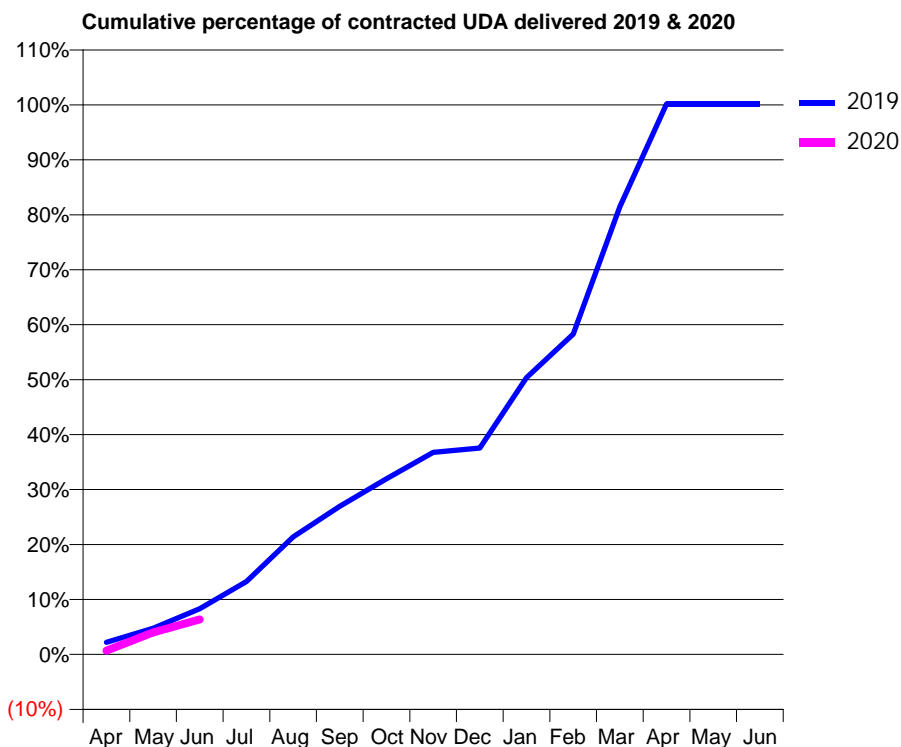
19/20 Contracted general activity (UDA)	3,555
Carry forward general activity (UDA)	0
19/20 Contracted orthodontic activity (UOA)	0
Carry forward orthodontic activity (UOA)	0
Baseline contract value	£94,425.37

ACCESS*

Patients seen in 24 months	Total	Change since previous quarter
Quarter ending June 2018	783	
Quarter ending September 2018	700	↓
Quarter ending December 2018	683	↓
Quarter ending March 2019	887	↑
Quarter ending June 2019	866	↓
Variance since June 2018	10.6%	↑



ACTIVITY



Month	2019	2020
April	87	25
May	188	143
June	329	226
July	524	
August	846	
September	1,066	
October	1,264	
November	1,455	
December	1,486	
January	1,992	
February	2,306	
March	3,221	
April	3,961	
May	3,961	
June	3,961	

QUALITY

	Quantity	Base Number	Contract	AT	Region	England
% of FP17s for the same patient ID Re-attending within 3 months - Children	0	17	0.0%	9.8%	11.2%	11.4%
% of FP17s for the same patient ID Re-attending within 3 months - Adults	18	161	11.2%	13.5%	14.8%	15.4%
% of FP17s for the same patient ID Re-attending between 3 & 9 months - Children	5	17	29.4%	63.2%	60.9%	59.8%
% of FP17s for the same patient ID Re-attending between 3 & 9 months - Adults	49	161	30.4%	57.2%	53.2%	52.1%
% of FP17s for Band 1 Urgent Courses	6	75	8.0%	7.0%	8.3%	9.2%
% of FP17s Relating to Free Repair or Replacements	2	75	2.7%	0.7%	0.7%	0.7%
% of FP17s Relating to Continuations	1	75	1.3%	1.0%	0.8%	0.8%
% of Patients satisfied with the dentistry they have received	0	0	N/A	92.3%	93.2%	93.4%
% of Patients satisfied with the time they had to wait for an appointment	0	0	N/A	86.3%	88.5%	87.6%

* This is based on patients treated on this contract for their most recent course of treatment. Figures in italics indicate the base number of FP17s or Patient Questionnaire responses are less than 100. N/A is shown where the base number of responses is less than 10 during the period. % is calculated as Quantity/Base number*100

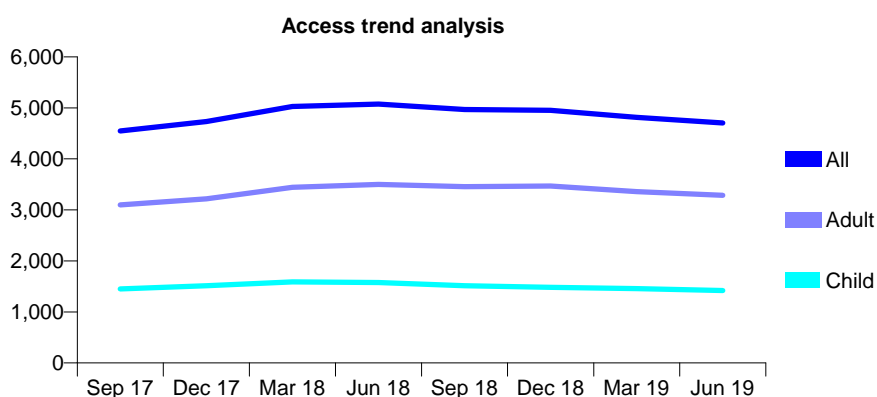
Q55 - Vital Signs At a Glance Contract Report for 124788/0002 - June 2019

Name or company name	Laxsh Ltd
Contract type name	GDS Contract
Purpose of contract	General
Contract start date	23/02/2009
Contract end date	

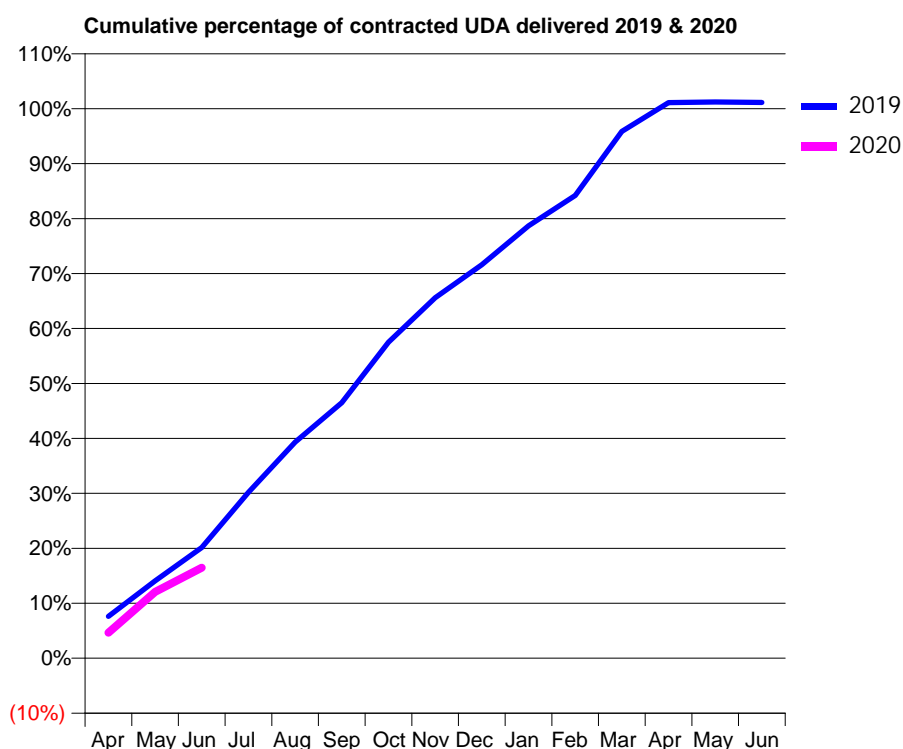
19/20 Contracted general activity (UDA)	14,000
Carry forward general activity (UDA)	0
19/20 Contracted orthodontic activity (UOA)	0
Carry forward orthodontic activity (UOA)	0
Baseline contract value	£328,459.15

ACCESS*

Patients seen in 24 months	Total	Change since previous quarter
Quarter ending June 2018	5,076	
Quarter ending September 2018	4,969	↓
Quarter ending December 2018	4,953	→
Quarter ending March 2019	4,814	↓
Quarter ending June 2019	4,704	↓
Variance since June 2018	(7.3%)	↓



ACTIVITY



Month	2019	2020
April	1,065	650
May	1,971	1,691
June	2,822	2,306
July	4,229	
August	5,504	
September	6,510	
October	8,050	
November	9,186	
December	10,024	
January	11,016	
February	11,792	
March	13,421	
April	14,153	
May	14,168	
June	14,157	

QUALITY

	Quantity	Base Number	Contract	AT	Region	England
% of FP17s for the same patient ID Re-attending within 3 months - Children	17	432	3.9%	9.8%	11.2%	11.4%
% of FP17s for the same patient ID Re-attending within 3 months - Adults	135	1,038	13.0%	13.5%	14.8%	15.4%
% of FP17s for the same patient ID Re-attending between 3 & 9 months - Children	310	432	71.8%	63.2%	60.9%	59.8%
% of FP17s for the same patient ID Re-attending between 3 & 9 months - Adults	671	1,038	64.6%	57.2%	53.2%	52.1%
% of FP17s for Band 1 Urgent Courses	83	1,202	6.9%	7.0%	8.3%	9.2%
% of FP17s Relating to Free Repair or Replacements	3	1,202	0.2%	0.7%	0.7%	0.7%
% of FP17s Relating to Continuations	5	1,202	0.4%	1.0%	0.8%	0.8%
% of Patients satisfied with the dentistry they have received	1	1	N/A	92.3%	93.2%	93.4%
% of Patients satisfied with the time they had to wait for an appointment	1	1	N/A	86.3%	88.5%	87.6%

* This is based on patients treated on this contract for their most recent course of treatment.

Figures in italics indicate the base number of FP17s or Patient Questionnaire responses are less than 100. N/A is shown where the base number of responses is less than 10 during the period. % is calculated as Quantity/Base number*100

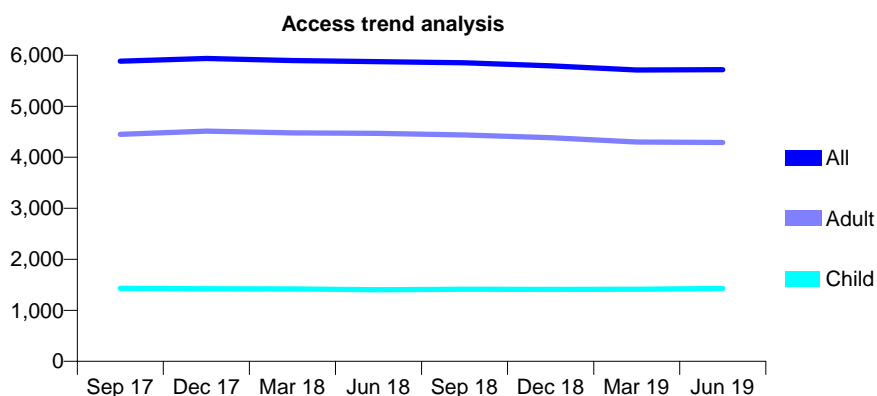
Q55 - Vital Signs At a Glance Contract Report for 124931/0001 - June 2019

Name or company name	Goyt Valley Medical & Dental Practice
Contract type name	GDS Contract
Purpose of contract	General
Contract start date	01/04/2008
Contract end date	

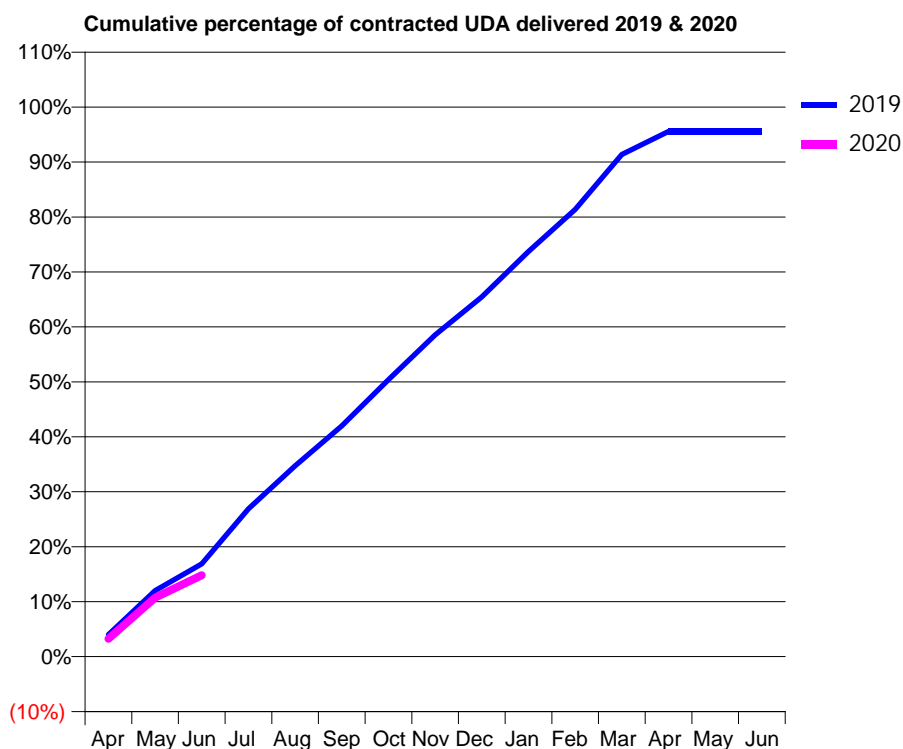
19/20 Contracted general activity (UDA)	19,370
Carry forward general activity (UDA)	0
19/20 Contracted orthodontic activity (UOA)	0
Carry forward orthodontic activity (UOA)	0
Baseline contract value	£632,015.42

ACCESS*

Patients seen in 24 months	Total	Change since previous quarter
Quarter ending June 2018	5,874	
Quarter ending September 2018	5,851	→
Quarter ending December 2018	5,793	→
Quarter ending March 2019	5,712	↓
Quarter ending June 2019	5,718	→
Variance since June 2018	(2.7%)	↓



ACTIVITY



Month	Adjusted Scheduled Activity (UDA)	
	2019	2020
April	779	629
May	2,328	2,078
June	3,270	2,872
July	5,212	
August	6,728	
September	8,129	
October	9,761	
November	11,338	
December	12,679	
January	14,276	
February	15,761	
March	17,700	
April	18,509	
May	18,513	
June	18,513	

QUALITY

	Quantity	Base Number	Contract	AT	Region	England
% of FP17s for the same patient ID Re-attending within 3 months - Children	32	507	6.3%	9.8%	11.2%	11.4%
% of FP17s for the same patient ID Re-attending within 3 months - Adults	229	1,511	15.2%	13.5%	14.8%	15.4%
% of FP17s for the same patient ID Re-attending between 3 & 9 months - Children	338	507	66.7%	63.2%	60.9%	59.8%
% of FP17s for the same patient ID Re-attending between 3 & 9 months - Adults	926	1,511	61.3%	57.2%	53.2%	52.1%
% of FP17s for Band 1 Urgent Courses	127	1,646	7.7%	7.0%	8.3%	9.2%
% of FP17s Relating to Free Repair or Replacements	15	1,646	0.9%	0.7%	0.7%	0.7%
% of FP17s Relating to Continuations	14	1,646	0.9%	1.0%	0.8%	0.8%
% of Patients satisfied with the dentistry they have received	4	4	N/A	92.3%	93.2%	93.4%
% of Patients satisfied with the time they had to wait for an appointment	4	4	N/A	86.3%	88.5%	87.6%

* This is based on patients treated on this contract for their most recent course of treatment. Figures in italics indicate the base number of FP17s or Patient Questionnaire responses are less than 100. N/A is shown where the base number of responses is less than 10 during the period. % is calculated as Quantity/Base number*100

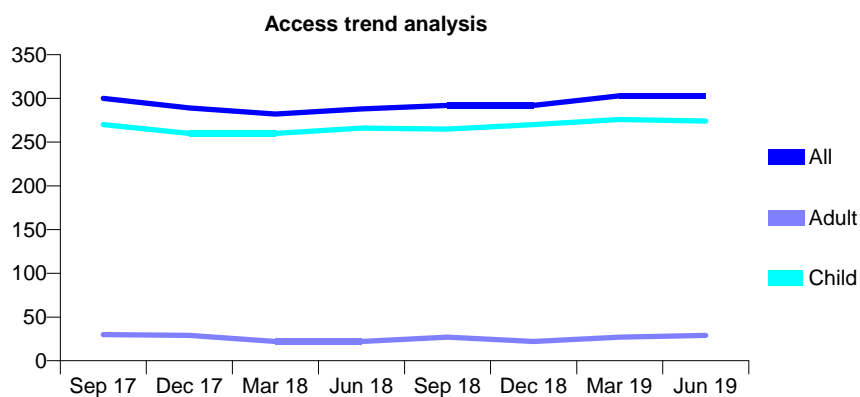
Q55 - Vital Signs At a Glance Contract Report for 125563/0001 - June 2019

Name or company name	S Goodwin Limited*
Contract type name	GDS Contract
Purpose of contract	General
Contract start date	01/10/2008
Contract end date	

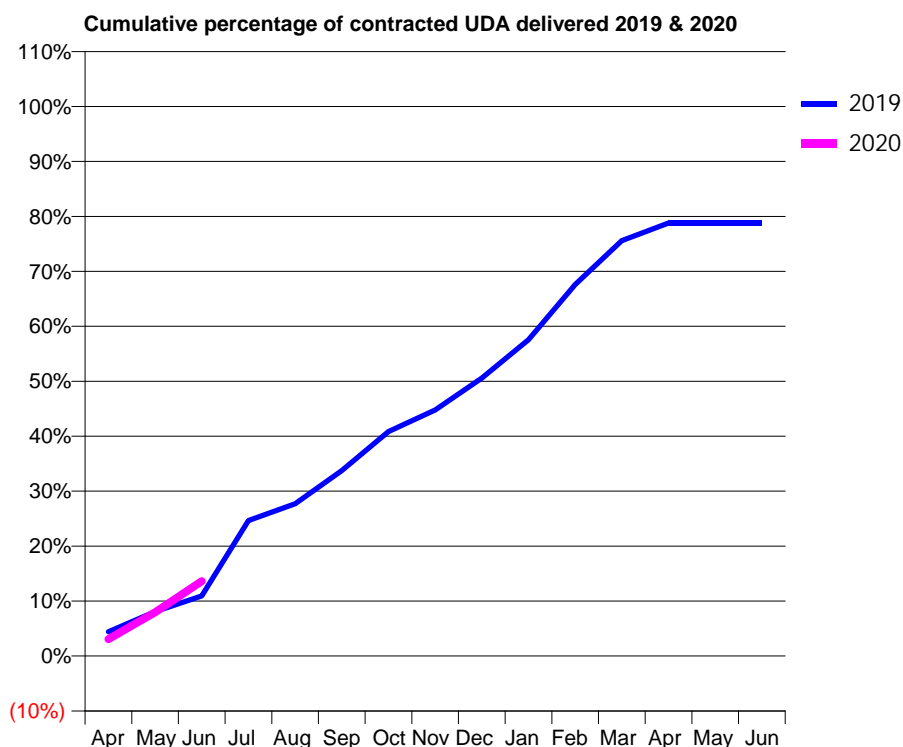
19/20 Contracted general activity (UDA)	815
Carry forward general activity (UDA)	0
19/20 Contracted orthodontic activity (UOA)	0
Carry forward orthodontic activity (UOA)	0
Baseline contract value	£26,432.55

ACCESS*

Patients seen in 24 months	Total	Change since previous quarter
Quarter ending June 2018	288	
Quarter ending September 2018	292	→
Quarter ending December 2018	292	→
Quarter ending March 2019	303	↑
Quarter ending June 2019	303	→
Variance since June 2018	5.2%	↑



ACTIVITY



Month	Adjusted Scheduled Activity (UDA)	
	2019	2020
April	36	25
May	66	65
June	89	111
July	201	
August	226	
September	275	
October	333	
November	365	
December	412	
January	469	
February	551	
March	616	
April	642	
May	642	
June	642	

QUALITY

	Quantity	Base Number	Contract	AT	Region	England
% of FP17s for the same patient ID Re-attending within 3 months - Children	7	101	6.9%	9.8%	11.2%	11.4%
% of FP17s for the same patient ID Re-attending within 3 months - Adults	0	0	N/A	13.5%	14.8%	15.4%
% of FP17s for the same patient ID Re-attending between 3 & 9 months - Children	74	101	73.3%	63.2%	60.9%	59.8%
% of FP17s for the same patient ID Re-attending between 3 & 9 months - Adults	0	0	N/A	57.2%	53.2%	52.1%
% of FP17s for Band 1 Urgent Courses	0	79	0.0%	7.0%	8.3%	9.2%
% of FP17s Relating to Free Repair or Replacements	0	79	0.0%	0.7%	0.7%	0.7%
% of FP17s Relating to Continuations	0	79	0.0%	1.0%	0.8%	0.8%
% of Patients satisfied with the dentistry they have received	0	0	N/A	92.3%	93.2%	93.4%
% of Patients satisfied with the time they had to wait for an appointment	0	0	N/A	86.3%	88.5%	87.6%

* This is based on patients treated on this contract for their most recent course of treatment. Figures in italics indicate the base number of FP17s or Patient Questionnaire responses are less than 100. N/A is shown where the base number of responses is less than 10 during the period. % is calculated as Quantity/Base number*100

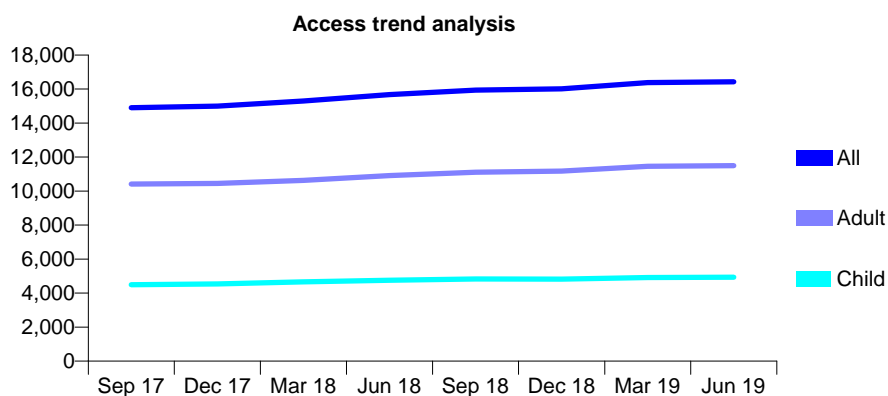
Q55 - Vital Signs At a Glance Contract Report for 126667/0001 - June 2019

Name or company name	Nationwide Healthcare - Normanton Road F
Contract type name	GDS Contract
Purpose of contract	General
Contract start date	17/02/2009
Contract end date	

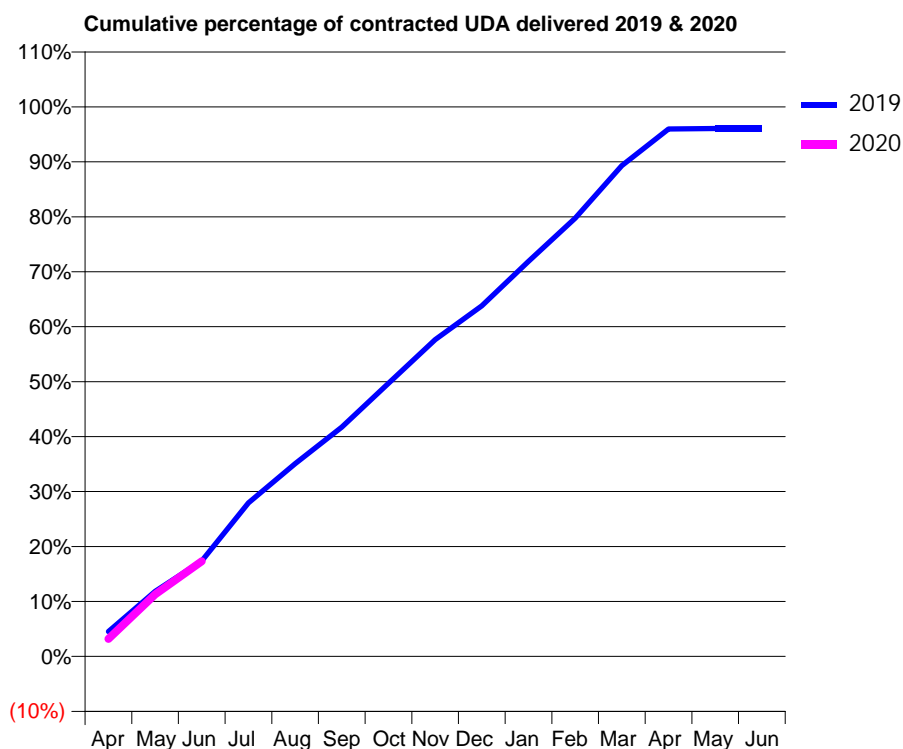
19/20 Contracted general activity (UDA)	40,218
Carry forward general activity (UDA)	0
19/20 Contracted orthodontic activity (UOA)	0
Carry forward orthodontic activity (UOA)	0
Baseline contract value	£995,858.97

ACCESS*

Patients seen in 24 months	Total	Change since previous quarter
Quarter ending June 2018	15,674	
Quarter ending September 2018	15,943	→
Quarter ending December 2018	16,014	→
Quarter ending March 2019	16,381	↑
Quarter ending June 2019	16,431	→
Variance since June 2018	4.8%	↑



ACTIVITY



Month	Adjusted Scheduled Activity (UDA)	
	2019	2020
April	2,182	1,288
May	5,718	4,542
June	8,383	6,966
July	13,478	
August	16,910	
September	20,122	
October	23,970	
November	27,793	
December	30,753	
January	34,665	
February	38,452	
March	43,048	
April	46,272	
May	46,321	
June	46,315	

QUALITY

	Quantity	Base Number	Contract	AT	Region	England
% of FP17s for the same patient ID Re-attending within 3 months - Children	104	1,633	6.4%	9.8%	11.2%	11.4%
% of FP17s for the same patient ID Re-attending within 3 months - Adults	333	3,035	11.0%	13.5%	14.8%	15.4%
% of FP17s for the same patient ID Re-attending between 3 & 9 months - Children	946	1,633	57.9%	63.2%	60.9%	59.8%
% of FP17s for the same patient ID Re-attending between 3 & 9 months - Adults	1,245	3,035	41.0%	57.2%	53.2%	52.1%
% of FP17s for Band 1 Urgent Courses	331	3,528	9.4%	7.0%	8.3%	9.2%
% of FP17s Relating to Free Repair or Replacements	6	3,528	0.2%	0.7%	0.7%	0.7%
% of FP17s Relating to Continuations	27	3,528	0.8%	1.0%	0.8%	0.8%
% of Patients satisfied with the dentistry they have received	7	9	N/A	92.3%	93.2%	93.4%
% of Patients satisfied with the time they had to wait for an appointment	7	9	N/A	86.3%	88.5%	87.6%

* This is based on patients treated on this contract for their most recent course of treatment. Figures in italics indicate the base number of FP17s or Patient Questionnaire responses are less than 100. N/A is shown where the base number of responses is less than 10 during the period. % is calculated as Quantity/Base number*100

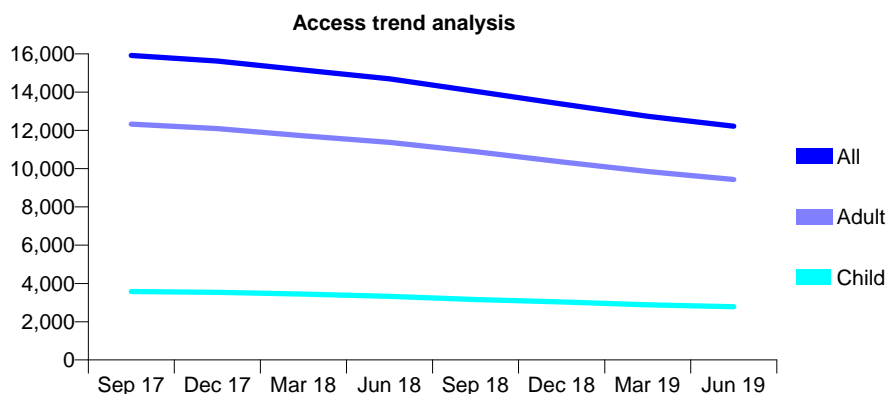
Q55 - Vital Signs At a Glance Contract Report for 127000/0001 - June 2019

Name or company name	Petrie Tucker & Partners Ltd
Contract type name	GDS Contract
Purpose of contract	General
Contract start date	01/04/2012
Contract end date	

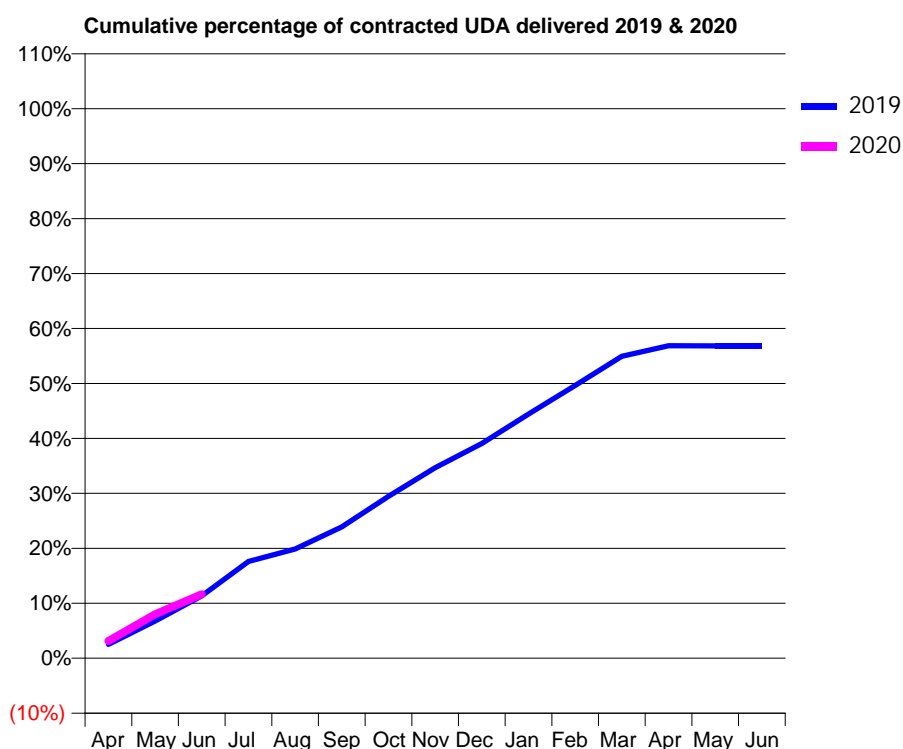
19/20 Contracted general activity (UDA)	50,324
Carry forward general activity (UDA)	0
19/20 Contracted orthodontic activity (UOA)	0
Carry forward orthodontic activity (UOA)	0
Baseline contract value	£1,214,161.72

ACCESS*

Patients seen in 24 months	Total	Change since previous quarter
Quarter ending June 2018	14,692	
Quarter ending September 2018	14,043	↓
Quarter ending December 2018	13,382	↓
Quarter ending March 2019	12,732	↓
Quarter ending June 2019	12,217	↓
Variance since June 2018	(16.8%)	↓



ACTIVITY



Month	Adjusted Scheduled Activity (UDA)	
	2019	2020
April	1,270	1,576
May	3,418	4,028
June	5,710	5,851
July	8,863	
August	10,010	
September	12,017	
October	14,835	
November	17,447	
December	19,670	
January	22,358	
February	24,981	
March	27,643	
April	28,617	
May	28,606	
June	28,605	

QUALITY

	Quantity	Base Number	Contract	AT	Region	England
% of FP17s for the same patient ID Re-attending within 3 months - Children	27	739	3.7%	9.8%	11.2%	11.4%
% of FP17s for the same patient ID Re-attending within 3 months - Adults	208	2,471	8.4%	13.5%	14.8%	15.4%
% of FP17s for the same patient ID Re-attending between 3 & 9 months - Children	308	739	41.7%	63.2%	60.9%	59.8%
% of FP17s for the same patient ID Re-attending between 3 & 9 months - Adults	1,090	2,471	44.1%	57.2%	53.2%	52.1%
% of FP17s for Band 1 Urgent Courses	133	2,730	4.9%	7.0%	8.3%	9.2%
% of FP17s Relating to Free Repair or Replacements	20	2,730	0.7%	0.7%	0.7%	0.7%
% of FP17s Relating to Continuations	23	2,730	0.8%	1.0%	0.8%	0.8%
% of Patients satisfied with the dentistry they have received	4	5	N/A	92.3%	93.2%	93.4%
% of Patients satisfied with the time they had to wait for an appointment	4	5	N/A	86.3%	88.5%	87.6%

* This is based on patients treated on this contract for their most recent course of treatment.

Figures in italics indicate the base number of FP17s or Patient Questionnaire responses are less than 100. N/A is shown where the base number of responses is less than 10 during the period. % is calculated as Quantity/Base number*100

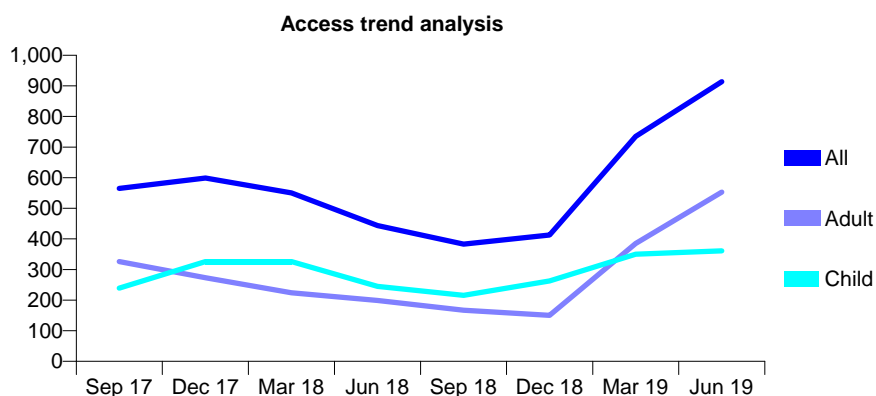
Q55 - Vital Signs At a Glance Contract Report for 128597/0001 - June 2019

Name or company name	Creswell Dental Limited
Contract type name	GDS Contract
Purpose of contract	General
Contract start date	01/07/2013
Contract end date	

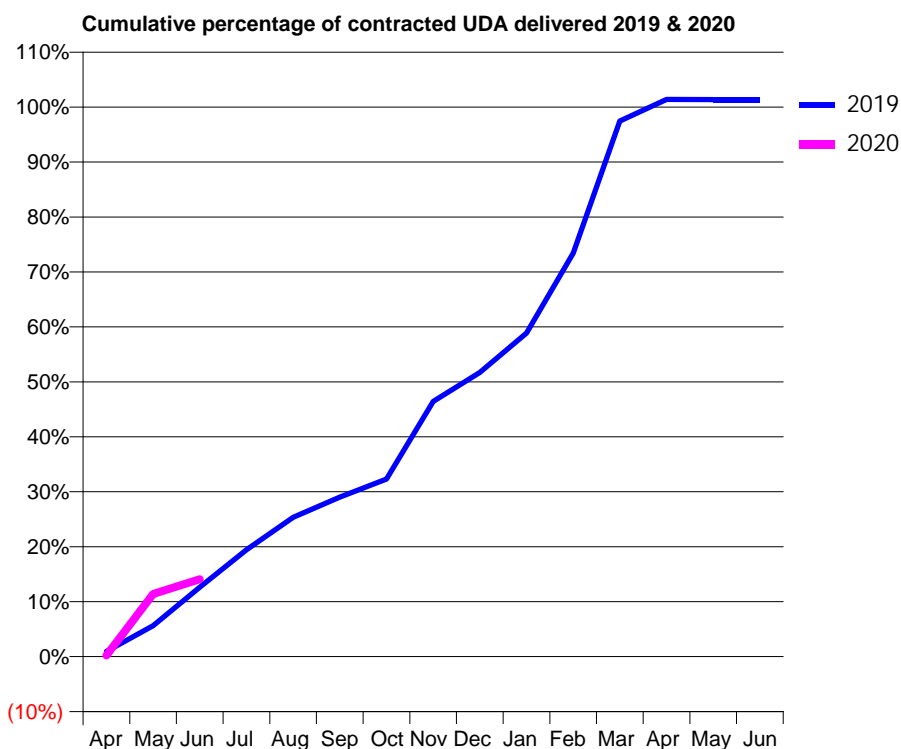
19/20 Contracted general activity (UDA)	1,760
Carry forward general activity (UDA)	0
19/20 Contracted orthodontic activity (UOA)	0
Carry forward orthodontic activity (UOA)	0
Baseline contract value	£48,931.10

ACCESS*

Patients seen in 24 months	Total	Change since previous quarter
Quarter ending June 2018	444	
Quarter ending September 2018	383	↓
Quarter ending December 2018	413	↑
Quarter ending March 2019	735	↑
Quarter ending June 2019	914	↑
Variance since June 2018	105.9%	↑



ACTIVITY



Month	Adjusted Scheduled Activity (UDA)	
	2019	2020
April	17	4
May	99	201
June	222	248
July	342	
August	446	
September	511	
October	569	
November	817	
December	910	
January	1,036	
February	1,292	
March	1,715	
April	1,785	
May	1,784	
June	1,784	

QUALITY

	Quantity	Base Number	Contract	AT	Region	England
% of FP17s for the same patient ID Re-attending within 3 months - Children	2	107	1.9%	9.8%	11.2%	11.4%
% of FP17s for the same patient ID Re-attending within 3 months - Adults	5	187	2.7%	13.5%	14.8%	15.4%
% of FP17s for the same patient ID Re-attending between 3 & 9 months - Children	26	107	24.3%	63.2%	60.9%	59.8%
% of FP17s for the same patient ID Re-attending between 3 & 9 months - Adults	12	187	6.4%	57.2%	53.2%	52.1%
% of FP17s for Band 1 Urgent Courses	20	240	8.3%	7.0%	8.3%	9.2%
% of FP17s Relating to Free Repair or Replacements	0	240	0.0%	0.7%	0.7%	0.7%
% of FP17s Relating to Continuations	1	240	0.4%	1.0%	0.8%	0.8%
% of Patients satisfied with the dentistry they have received	2	2	N/A	92.3%	93.2%	93.4%
% of Patients satisfied with the time they had to wait for an appointment	2	2	N/A	86.3%	88.5%	87.6%

* This is based on patients treated on this contract for their most recent course of treatment. Figures in italics indicate the base number of FP17s or Patient Questionnaire responses are less than 100. N/A is shown where the base number of responses is less than 10 during the period. % is calculated as Quantity/Base number*100

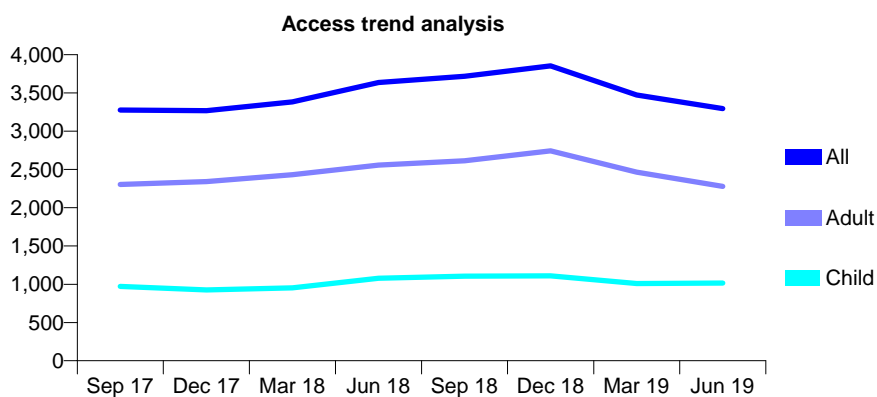
Q55 - Vital Signs At a Glance Contract Report for 128597/0002 - June 2019

Name or company name	Creswell Dental Limited
Contract type name	GDS Contract
Purpose of contract	General
Contract start date	01/07/2013
Contract end date	

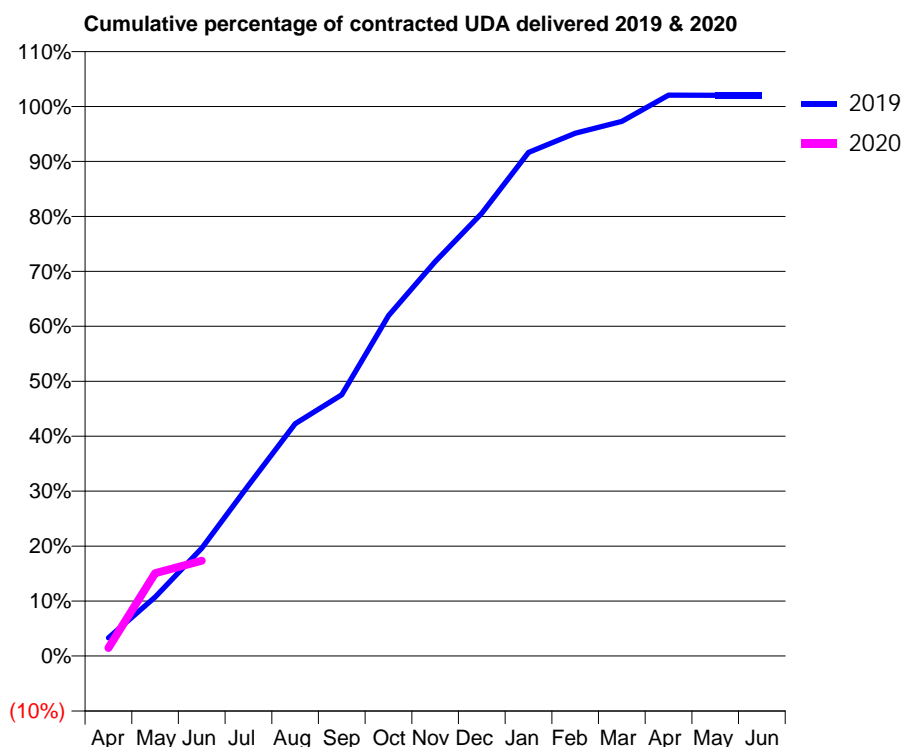
19/20 Contracted general activity (UDA)	10,000
Carry forward general activity (UDA)	0
19/20 Contracted orthodontic activity (UOA)	0
Carry forward orthodontic activity (UOA)	0
Baseline contract value	£389,354.15

ACCESS*

Patients seen in 24 months	Total	Change since previous quarter
Quarter ending June 2018	3,636	
Quarter ending September 2018	3,719	↑
Quarter ending December 2018	3,852	↑
Quarter ending March 2019	3,473	↓
Quarter ending June 2019	3,295	↓
Variance since June 2018	(9.4%)	↓



ACTIVITY



Month	Adjusted Scheduled Activity (UDA)	
	2019	2020
April	332	147
May	1,074	1,508
June	1,963	1,735
July	3,108	
August	4,227	
September	4,755	
October	6,194	
November	7,176	
December	8,054	
January	9,164	
February	9,512	
March	9,728	
April	10,205	
May	10,204	
June	10,204	

QUALITY

	Quantity	Base Number	Contract	AT	Region	England
% of FP17s for the same patient ID Re-attending within 3 months - Children	18	460	3.9%	9.8%	11.2%	11.4%
% of FP17s for the same patient ID Re-attending within 3 months - Adults	40	729	5.5%	13.5%	14.8%	15.4%
% of FP17s for the same patient ID Re-attending between 3 & 9 months - Children	267	460	58.0%	63.2%	60.9%	59.8%
% of FP17s for the same patient ID Re-attending between 3 & 9 months - Adults	452	729	62.0%	57.2%	53.2%	52.1%
% of FP17s for Band 1 Urgent Courses	10	906	1.1%	7.0%	8.3%	9.2%
% of FP17s Relating to Free Repair or Replacements	3	906	0.3%	0.7%	0.7%	0.7%
% of FP17s Relating to Continuations	9	906	1.0%	1.0%	0.8%	0.8%
% of Patients satisfied with the dentistry they have received	0	0	N/A	92.3%	93.2%	93.4%
% of Patients satisfied with the time they had to wait for an appointment	0	0	N/A	86.3%	88.5%	87.6%

* This is based on patients treated on this contract for their most recent course of treatment. Figures in italics indicate the base number of FP17s or Patient Questionnaire responses are less than 100. N/A is shown where the base number of responses is less than 10 during the period. % is calculated as Quantity/Base number*100

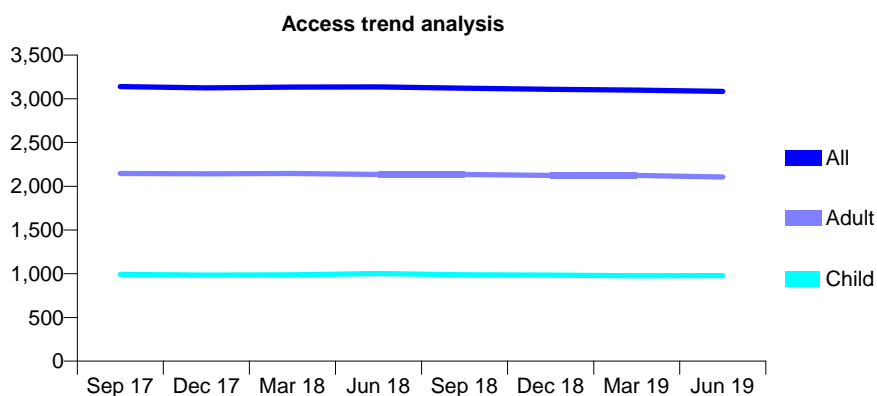
Q55 - Vital Signs At a Glance Contract Report for 131806/0001 - June 2019

Name or company name	Wollaton Dental Care
Contract type name	GDS Contract
Purpose of contract	General
Contract start date	01/04/2006
Contract end date	

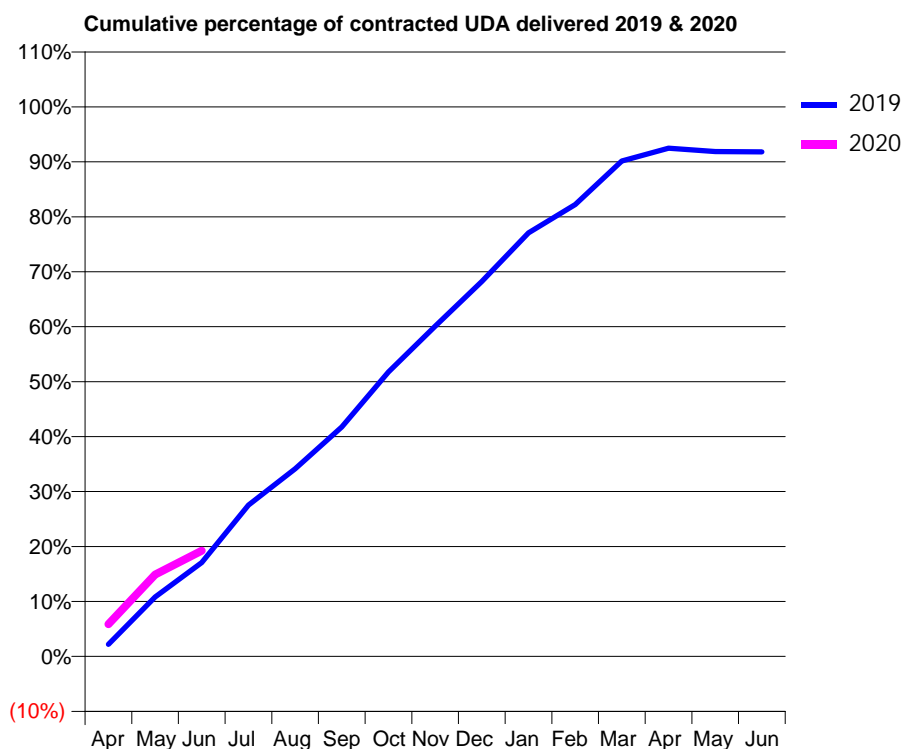
19/20 Contracted general activity (UDA)	9,356
Carry forward general activity (UDA)	0
19/20 Contracted orthodontic activity (UOA)	0
Carry forward orthodontic activity (UOA)	0
Baseline contract value	£217,532.90

ACCESS*

Patients seen in 24 months	Total	Change since previous quarter
Quarter ending June 2018	3,137	
Quarter ending September 2018	3,121	→
Quarter ending December 2018	3,109	→
Quarter ending March 2019	3,100	→
Quarter ending June 2019	3,084	→
Variance since June 2018	(1.7%)	↓



ACTIVITY



Month	2019	2020
April	205	549
May	1,012	1,394
June	1,600	1,798
July	2,575	
August	3,195	
September	3,906	
October	4,843	
November	5,623	
December	6,383	
January	7,211	
February	7,694	
March	8,434	
April	8,652	
May	8,595	
June	8,590	

QUALITY

	Quantity	Base Number	Contract	AT	Region	England
% of FP17s for the same patient ID Re-attending within 3 months - Children	18	344	5.2%	9.8%	11.2%	11.4%
% of FP17s for the same patient ID Re-attending within 3 months - Adults	114	768	14.8%	13.5%	14.8%	15.4%
% of FP17s for the same patient ID Re-attending between 3 & 9 months - Children	239	344	69.5%	63.2%	60.9%	59.8%
% of FP17s for the same patient ID Re-attending between 3 & 9 months - Adults	448	768	58.3%	57.2%	53.2%	52.1%
% of FP17s for Band 1 Urgent Courses	32	1,055	3.0%	7.0%	8.3%	9.2%
% of FP17s Relating to Free Repair or Replacements	3	1,055	0.3%	0.7%	0.7%	0.7%
% of FP17s Relating to Continuations	32	1,055	3.0%	1.0%	0.8%	0.8%
% of Patients satisfied with the dentistry they have received	0	0	N/A	92.3%	93.2%	93.4%
% of Patients satisfied with the time they had to wait for an appointment	0	0	N/A	86.3%	88.5%	87.6%

* This is based on patients treated on this contract for their most recent course of treatment. Figures in italics indicate the base number of FP17s or Patient Questionnaire responses are less than 100. N/A is shown where the base number of responses is less than 10 during the period. % is calculated as Quantity/Base number*100

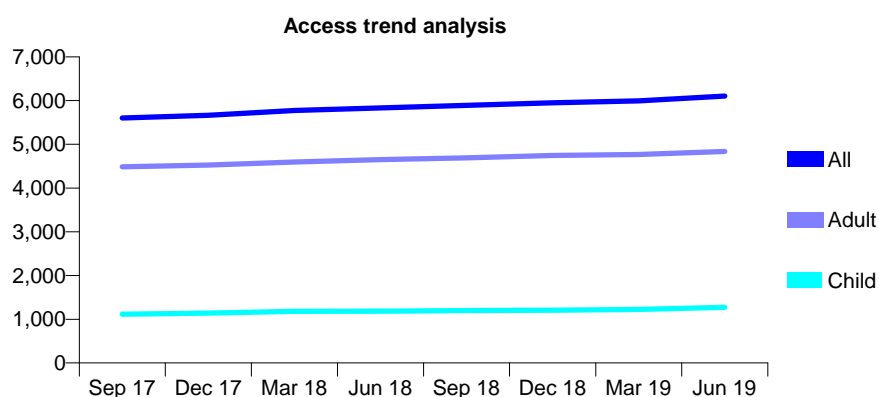
Q55 - Vital Signs At a Glance Contract Report for 131997/0001 - June 2019

Name or company name	Treeline Dental Care
Contract type name	GDS Contract
Purpose of contract	General
Contract start date	01/08/2010
Contract end date	

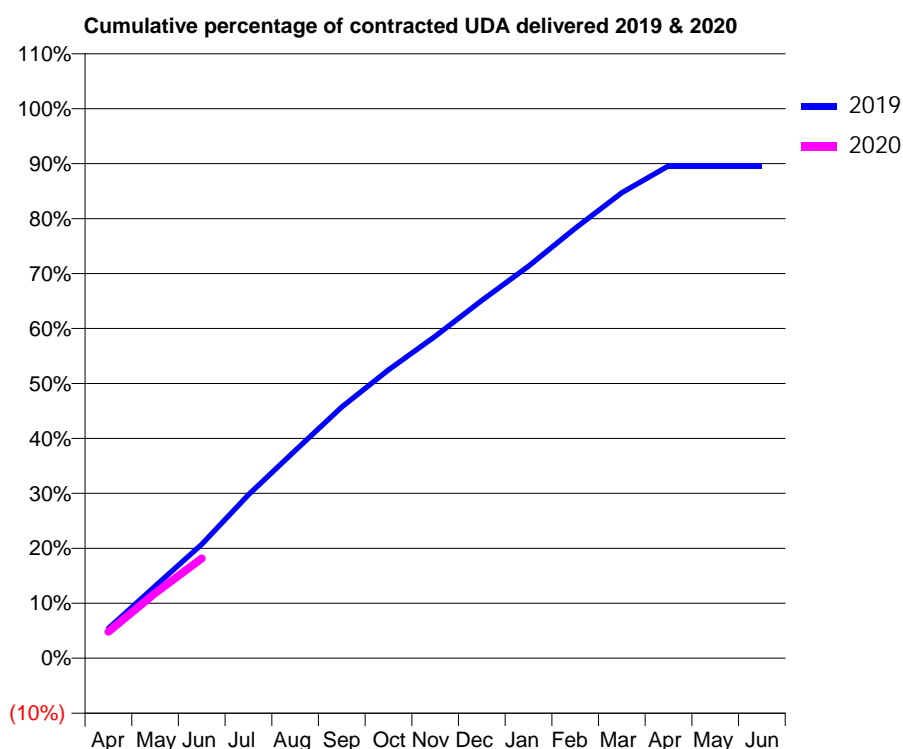
19/20 Contracted general activity (UDA)	14,556
Carry forward general activity (UDA)	0
19/20 Contracted orthodontic activity (UOA)	0
Carry forward orthodontic activity (UOA)	0
Baseline contract value	£355,768.34

ACCESS*

Patients seen in 24 months	Total	Change since previous quarter
Quarter ending June 2018	5,834	
Quarter ending September 2018	5,890	→
Quarter ending December 2018	5,949	→
Quarter ending March 2019	5,993	→
Quarter ending June 2019	6,106	→
Variance since June 2018	4.7%	↑



ACTIVITY



Month	2019	2020
April	848	700
May	2,041	1,724
June	3,224	2,644
July	4,626	
August	5,879	
September	7,110	
October	8,159	
November	9,116	
December	10,128	
January	11,096	
February	12,172	
March	13,178	
April	13,940	
May	13,941	
June	13,941	

QUALITY

	Quantity	Base Number	Contract	AT	Region	England
% of FP17s for the same patient ID Re-attending within 3 months - Children	16	475	3.4%	9.8%	11.2%	11.4%
% of FP17s for the same patient ID Re-attending within 3 months - Adults	188	1,713	11.0%	13.5%	14.8%	15.4%
% of FP17s for the same patient ID Re-attending between 3 & 9 months - Children	282	475	59.4%	63.2%	60.9%	59.8%
% of FP17s for the same patient ID Re-attending between 3 & 9 months - Adults	983	1,713	57.4%	57.2%	53.2%	52.1%
% of FP17s for Band 1 Urgent Courses	63	1,563	4.0%	7.0%	8.3%	9.2%
% of FP17s Relating to Free Repair or Replacements	7	1,563	0.4%	0.7%	0.7%	0.7%
% of FP17s Relating to Continuations	37	1,563	2.4%	1.0%	0.8%	0.8%
% of Patients satisfied with the dentistry they have received	5	5	N/A	92.3%	93.2%	93.4%
% of Patients satisfied with the time they had to wait for an appointment	4	5	N/A	86.3%	88.5%	87.6%

* This is based on patients treated on this contract for their most recent course of treatment. Figures in italics indicate the base number of FP17s or Patient Questionnaire responses are less than 100. N/A is shown where the base number of responses is less than 10 during the period. % is calculated as Quantity/Base number*100

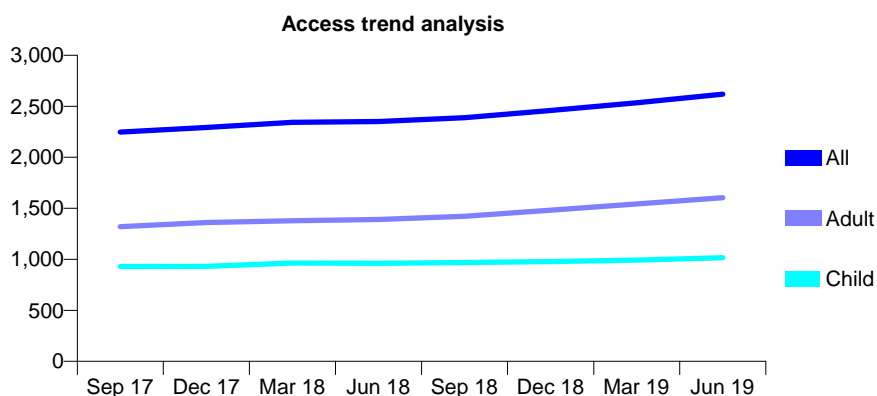
Q55 - Vital Signs At a Glance Contract Report for 133477/0001 - June 2019

Name or company name	Eckington One Partnership
Contract type name	GDS Contract
Purpose of contract	General
Contract start date	01/02/2016
Contract end date	

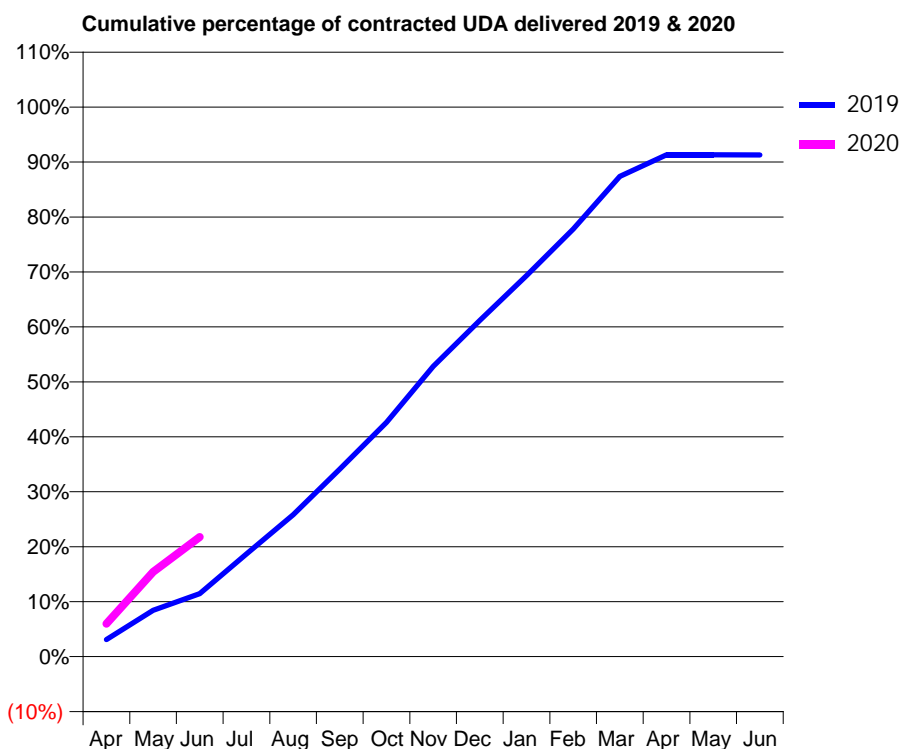
19/20 Contracted general activity (UDA)	7,300
Carry forward general activity (UDA)	0
19/20 Contracted orthodontic activity (UOA)	0
Carry forward orthodontic activity (UOA)	0
Baseline contract value	£175,664.83

ACCESS*

Patients seen in 24 months	Total	Change since previous quarter
Quarter ending June 2018	2,351	
Quarter ending September 2018	2,389	→
Quarter ending December 2018	2,460	↑
Quarter ending March 2019	2,534	↑
Quarter ending June 2019	2,619	↑
Variance since June 2018	11.4%	↑



ACTIVITY



Month	Adjusted Scheduled Activity (UDA)	
	2019	2020
April	225	437
May	615	1,127
June	837	1,590
July	1,365	
August	1,886	
September	2,492	
October	3,111	
November	3,855	
December	4,466	
January	5,061	
February	5,678	
March	6,379	
April	6,665	
May	6,666	
June	6,664	

QUALITY

	Quantity	Base Number	Contract	AT	Region	England
% of FP17s for the same patient ID Re-attending within 3 months - Children	52	383	13.6%	9.8%	11.2%	11.4%
% of FP17s for the same patient ID Re-attending within 3 months - Adults	89	581	15.3%	13.5%	14.8%	15.4%
% of FP17s for the same patient ID Re-attending between 3 & 9 months - Children	231	383	60.3%	63.2%	60.9%	59.8%
% of FP17s for the same patient ID Re-attending between 3 & 9 months - Adults	336	581	57.8%	57.2%	53.2%	52.1%
% of FP17s for Band 1 Urgent Courses	42	816	5.1%	7.0%	8.3%	9.2%
% of FP17s Relating to Free Repair or Replacements	7	816	0.9%	0.7%	0.7%	0.7%
% of FP17s Relating to Continuations	9	816	1.1%	1.0%	0.8%	0.8%
% of Patients satisfied with the dentistry they have received	1	1	N/A	92.3%	93.2%	93.4%
% of Patients satisfied with the time they had to wait for an appointment	1	1	N/A	86.3%	88.5%	87.6%

* This is based on patients treated on this contract for their most recent course of treatment. Figures in italics indicate the base number of FP17s or Patient Questionnaire responses are less than 100. N/A is shown where the base number of responses is less than 10 during the period. % is calculated as Quantity/Base number*100

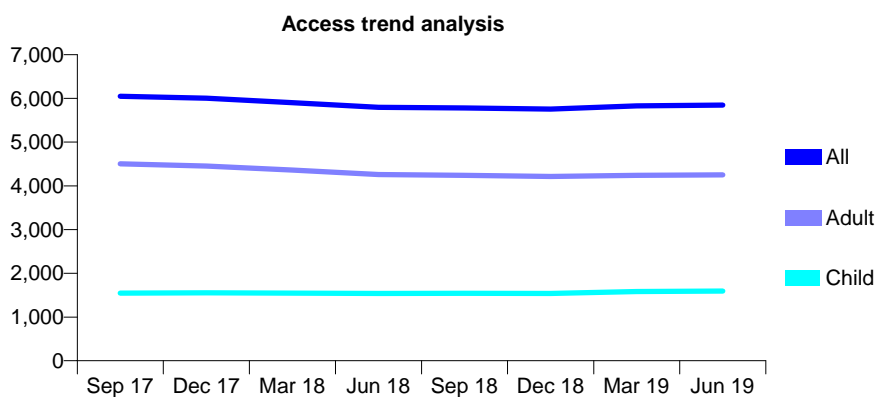
Q55 - Vital Signs At a Glance Contract Report for 134406/0001 - June 2019

Name or company name	Ice Surgeries Limited
Contract type name	GDS Contract
Purpose of contract	General
Contract start date	01/09/2009
Contract end date	

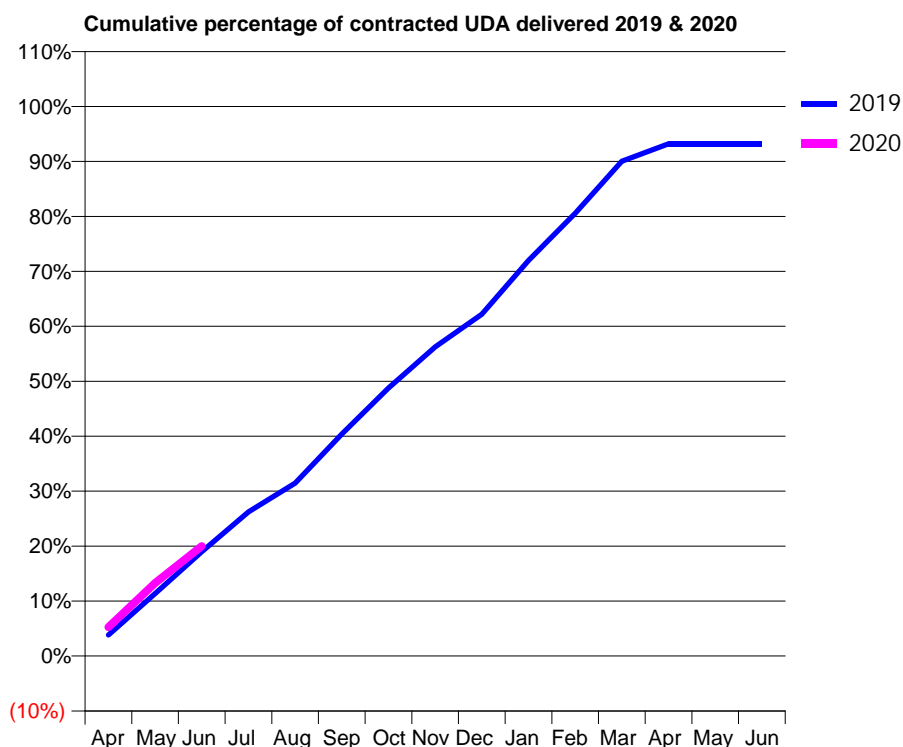
19/20 Contracted general activity (UDA)	14,000
Carry forward general activity (UDA)	0
19/20 Contracted orthodontic activity (UOA)	0
Carry forward orthodontic activity (UOA)	0
Baseline contract value	£333,151.13

ACCESS*

Patients seen in 24 months	Total	Change since previous quarter
Quarter ending June 2018	5,798	
Quarter ending September 2018	5,783	→
Quarter ending December 2018	5,754	→
Quarter ending March 2019	5,826	→
Quarter ending June 2019	5,846	→
Variance since June 2018	0.8%	→



ACTIVITY



Month	Adjusted Scheduled Activity (UDA)	
	2019	2020
April	633	736
May	1,876	1,860
June	3,130	2,803
July	4,328	
August	5,193	
September	6,659	
October	8,044	
November	9,283	
December	10,261	
January	11,879	
February	13,293	
March	14,851	
April	15,379	
May	15,379	
June	15,379	

QUALITY

	Quantity	Base Number	Contract	AT	Region	England
% of FP17s for the same patient ID Re-attending within 3 months - Children	38	603	6.3%	9.8%	11.2%	11.4%
% of FP17s for the same patient ID Re-attending within 3 months - Adults	175	1,374	12.7%	13.5%	14.8%	15.4%
% of FP17s for the same patient ID Re-attending between 3 & 9 months - Children	429	603	71.1%	63.2%	60.9%	59.8%
% of FP17s for the same patient ID Re-attending between 3 & 9 months - Adults	778	1,374	56.6%	57.2%	53.2%	52.1%
% of FP17s for Band 1 Urgent Courses	94	1,721	5.5%	7.0%	8.3%	9.2%
% of FP17s Relating to Free Repair or Replacements	18	1,721	1.0%	0.7%	0.7%	0.7%
% of FP17s Relating to Continuations	38	1,721	2.2%	1.0%	0.8%	0.8%
% of Patients satisfied with the dentistry they have received	0	0	N/A	92.3%	93.2%	93.4%
% of Patients satisfied with the time they had to wait for an appointment	0	0	N/A	86.3%	88.5%	87.6%

* This is based on patients treated on this contract for their most recent course of treatment. Figures in italics indicate the base number of FP17s or Patient Questionnaire responses are less than 100. N/A is shown where the base number of responses is less than 10 during the period. % is calculated as Quantity/Base number*100

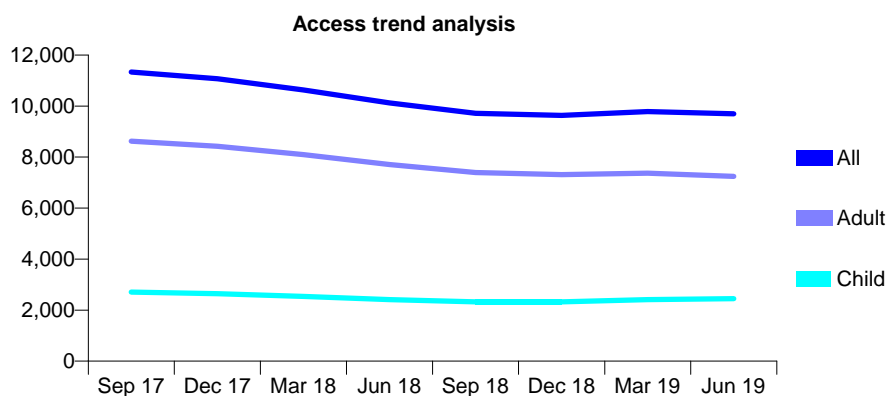
Q55 - Vital Signs At a Glance Contract Report for 134678/0001 - June 2019

Name or company name	IDH Mansfield Limited
Contract type name	GDS Contract
Purpose of contract	General
Contract start date	01/02/2008
Contract end date	

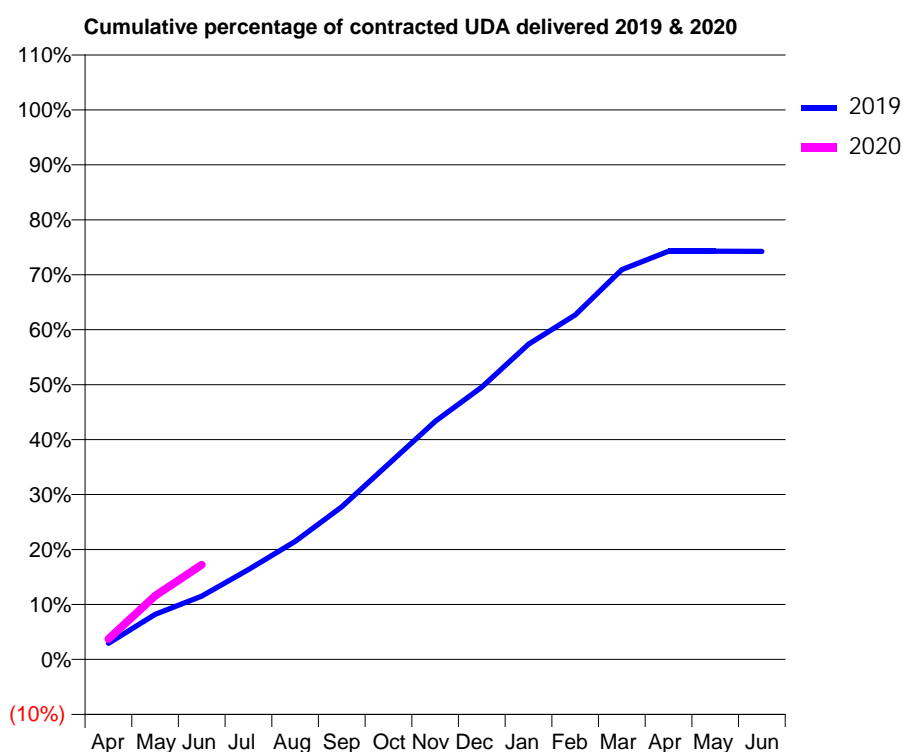
19/20 Contracted general activity (UDA)	33,500
Carry forward general activity (UDA)	0
19/20 Contracted orthodontic activity (UOA)	0
Carry forward orthodontic activity (UOA)	0
Baseline contract value	£839,481.04

ACCESS*

Patients seen in 24 months	Total	Change since previous quarter
Quarter ending June 2018	10,126	
Quarter ending September 2018	9,719	↓
Quarter ending December 2018	9,635	→
Quarter ending March 2019	9,786	→
Quarter ending June 2019	9,695	→
Variance since June 2018	(4.3%)	↓



ACTIVITY



Month	2019	2020
April	982	1,250
May	2,740	3,880
June	3,853	5,777
July	5,472	
August	7,202	
September	9,307	
October	11,908	
November	14,516	
December	16,605	
January	19,211	
February	21,004	
March	23,761	
April	24,877	
May	24,876	
June	24,875	

QUALITY

	Quantity	Base Number	Contract	AT	Region	England
% of FP17s for the same patient ID Re-attending within 3 months - Children	36	881	4.1%	9.8%	11.2%	11.4%
% of FP17s for the same patient ID Re-attending within 3 months - Adults	238	2,579	9.2%	13.5%	14.8%	15.4%
% of FP17s for the same patient ID Re-attending between 3 & 9 months - Children	550	881	62.4%	63.2%	60.9%	59.8%
% of FP17s for the same patient ID Re-attending between 3 & 9 months - Adults	1,603	2,579	62.2%	57.2%	53.2%	52.1%
% of FP17s for Band 1 Urgent Courses	207	2,956	7.0%	7.0%	8.3%	9.2%
% of FP17s Relating to Free Repair or Replacements	13	2,956	0.4%	0.7%	0.7%	0.7%
% of FP17s Relating to Continuations	33	2,956	1.1%	1.0%	0.8%	0.8%
% of Patients satisfied with the dentistry they have received	3	4	N/A	92.3%	93.2%	93.4%
% of Patients satisfied with the time they had to wait for an appointment	3	4	N/A	86.3%	88.5%	87.6%

* This is based on patients treated on this contract for their most recent course of treatment. Figures in italics indicate the base number of FP17s or Patient Questionnaire responses are less than 100. N/A is shown where the base number of responses is less than 10 during the period. % is calculated as Quantity/Base number*100

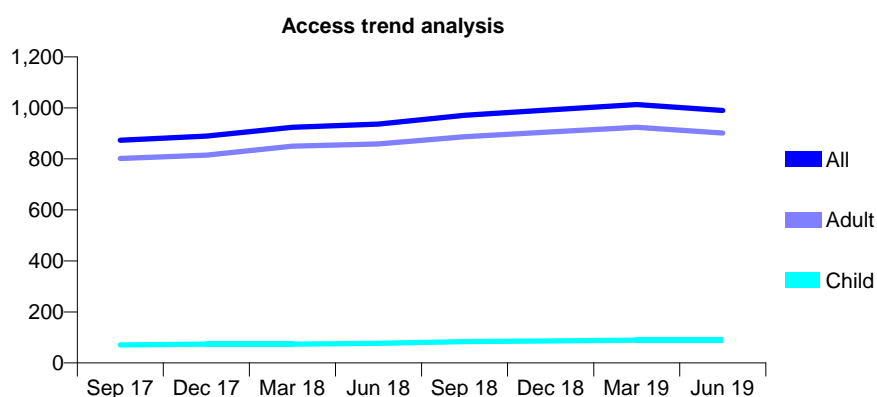
Q55 - Vital Signs At a Glance Contract Report for 135267/0001 - June 2019

Name or company name	Dr D Iliadis and Dr C Hancock
Contract type name	GDS Contract
Purpose of contract	General
Contract start date	01/06/2014
Contract end date	

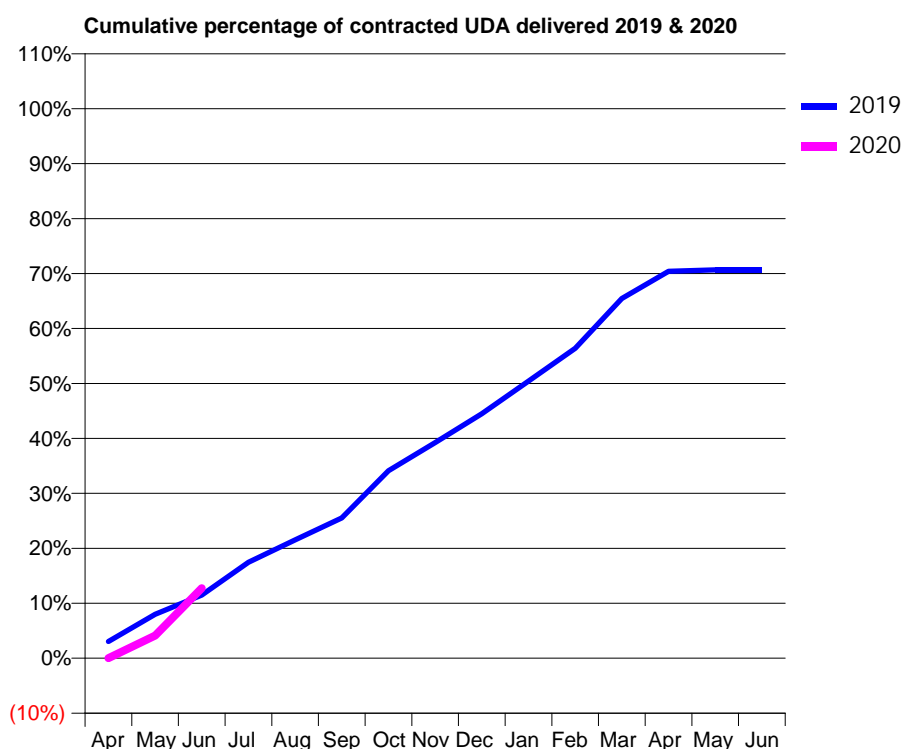
19/20 Contracted general activity (UDA)	2,340
Carry forward general activity (UDA)	0
19/20 Contracted orthodontic activity (UOA)	0
Carry forward orthodontic activity (UOA)	0
Baseline contract value	£58,929.38

ACCESS*

Patients seen in 24 months	Total	Change since previous quarter
Quarter ending June 2018	936	
Quarter ending September 2018	971	↑
Quarter ending December 2018	992	↑
Quarter ending March 2019	1,013	↑
Quarter ending June 2019	990	↓
Variance since June 2018	5.8%	↑



ACTIVITY



Adjusted Scheduled Activity (UDA)		
Month	2019	2020
April	132	0
May	347	96
June	499	299
July	758	
August	934	
September	1,107	
October	1,481	
November	1,704	
December	1,931	
January	2,189	
February	2,448	
March	2,841	
April	3,055	
May	3,067	
June	3,067	

QUALITY

	Quantity	Base Number	Contract	AT	Region	England
% of FP17s for the same patient ID Re-attending within 3 months - Children	1	19	5.3%	9.8%	11.2%	11.4%
% of FP17s for the same patient ID Re-attending within 3 months - Adults	27	249	10.8%	13.5%	14.8%	15.4%
% of FP17s for the same patient ID Re-attending between 3 & 9 months - Children	10	19	52.6%	63.2%	60.9%	59.8%
% of FP17s for the same patient ID Re-attending between 3 & 9 months - Adults	143	249	57.4%	57.2%	53.2%	52.1%
% of FP17s for Band 1 Urgent Courses	18	197	9.1%	7.0%	8.3%	9.2%
% of FP17s Relating to Free Repair or Replacements	1	197	0.5%	0.7%	0.7%	0.7%
% of FP17s Relating to Continuations	0	197	0.0%	1.0%	0.8%	0.8%
% of Patients satisfied with the dentistry they have received	1	1	N/A	92.3%	93.2%	93.4%
% of Patients satisfied with the time they had to wait for an appointment	1	1	N/A	86.3%	88.5%	87.6%

* This is based on patients treated on this contract for their most recent course of treatment. Figures in italics indicate the base number of FP17s or Patient Questionnaire responses are less than 100. N/A is shown where the base number of responses is less than 10 during the period. % is calculated as Quantity/Base number*100

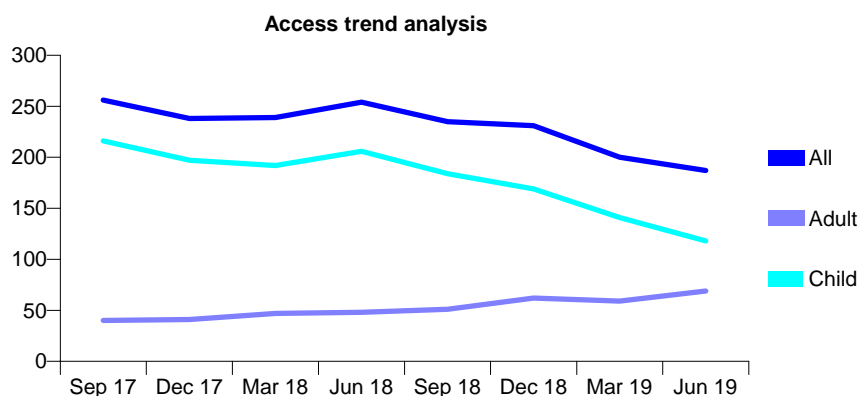
Q55 - Vital Signs At a Glance Contract Report for 135372/0001 - June 2019

Name or company name	No.1 The Orthodontic Specialists
Contract type name	GDS Contract
Purpose of contract	General and Orthodontic
Contract start date	14/12/2012
Contract end date	

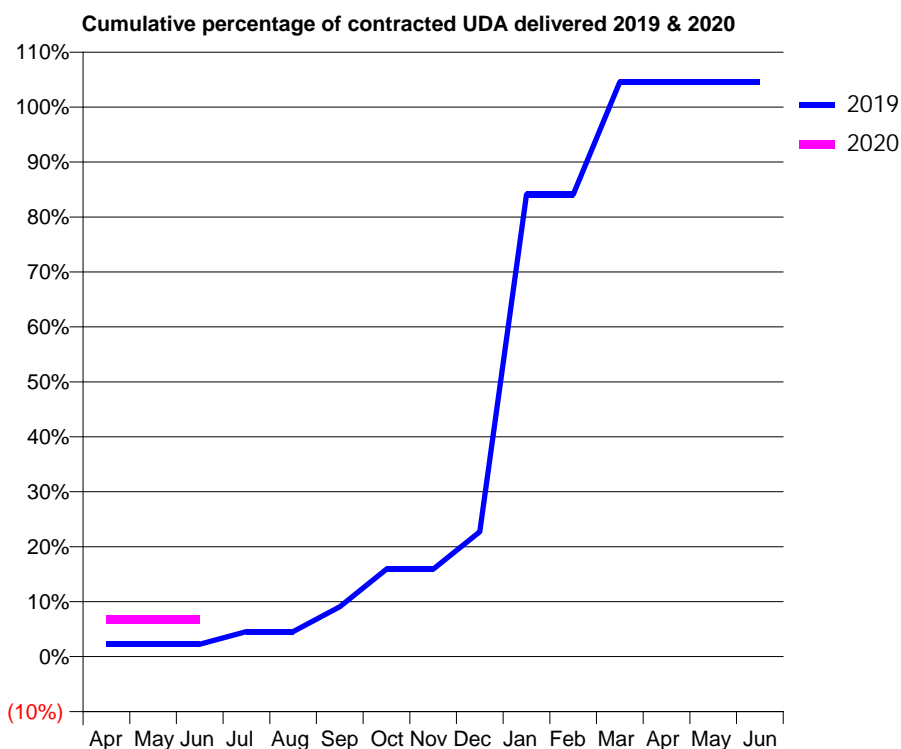
19/20 Contracted general activity (UDA)	44
Carry forward general activity (UDA)	0
19/20 Contracted orthodontic activity (UOA)	3,438
Carry forward orthodontic activity (UOA)	0
Baseline contract value	£239,277.57

ACCESS*

Patients seen in 24 months	Total	Change since previous quarter
Quarter ending June 2018	254	
Quarter ending September 2018	235	↓
Quarter ending December 2018	231	↓
Quarter ending March 2019	200	↓
Quarter ending June 2019	187	↓
Variance since June 2018	(26.4%)	↓



ACTIVITY



Month	Adjusted Scheduled Activity (UDA)	
	2019	2020
April	1	3
May	1	3
June	1	3
July	2	
August	2	
September	4	
October	7	
November	7	
December	10	
January	37	
February	37	
March	46	
April	46	
May	46	
June	46	

QUALITY

	Quantity	Base Number	Contract	AT	Region	England
% of FP17s for the same patient ID Re-attending within 3 months - Children	0	207	0.0%	9.8%	11.2%	11.4%
% of FP17s for the same patient ID Re-attending within 3 months - Adults	0	11	0.0%	13.5%	14.8%	15.4%
% of FP17s for the same patient ID Re-attending between 3 & 9 months - Children	2	207	1.0%	63.2%	60.9%	59.8%
% of FP17s for the same patient ID Re-attending between 3 & 9 months - Adults	0	11	0.0%	57.2%	53.2%	52.1%
% of FP17s for Band 1 Urgent Courses	0	1	0.0%	7.0%	8.3%	9.2%
% of FP17s Relating to Free Repair or Replacements	0	1	0.0%	0.7%	0.7%	0.7%
% of FP17s Relating to Continuations	0	1	0.0%	1.0%	0.8%	0.8%
% of Patients satisfied with the dentistry they have received	0	0	N/A	92.3%	93.2%	93.4%
% of Patients satisfied with the time they had to wait for an appointment	0	0	N/A	86.3%	88.5%	87.6%

* This is based on patients treated on this contract for their most recent course of treatment. Figures in italics indicate the base number of FP17s or Patient Questionnaire responses are less than 100. N/A is shown where the base number of responses is less than 10 during the period. % is calculated as Quantity/Base number*100

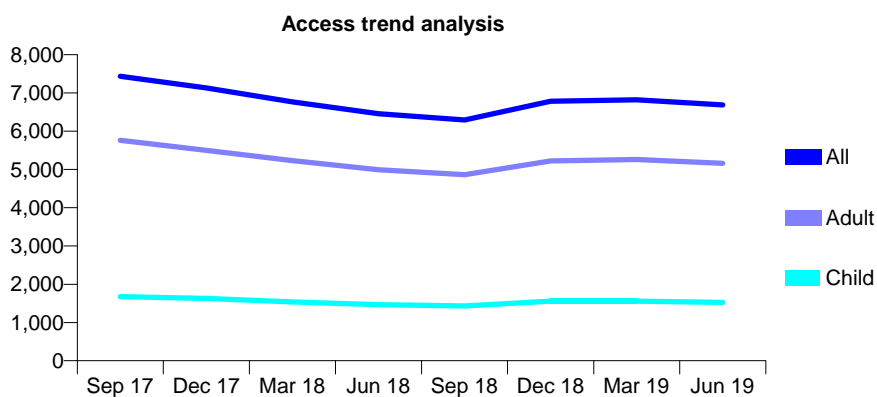
Q55 - Vital Signs At a Glance Contract Report for 136654/0001 - June 2019

Name or company name	Dentichack Ltd
Contract type name	GDS Contract
Purpose of contract	General
Contract start date	01/04/2009
Contract end date	

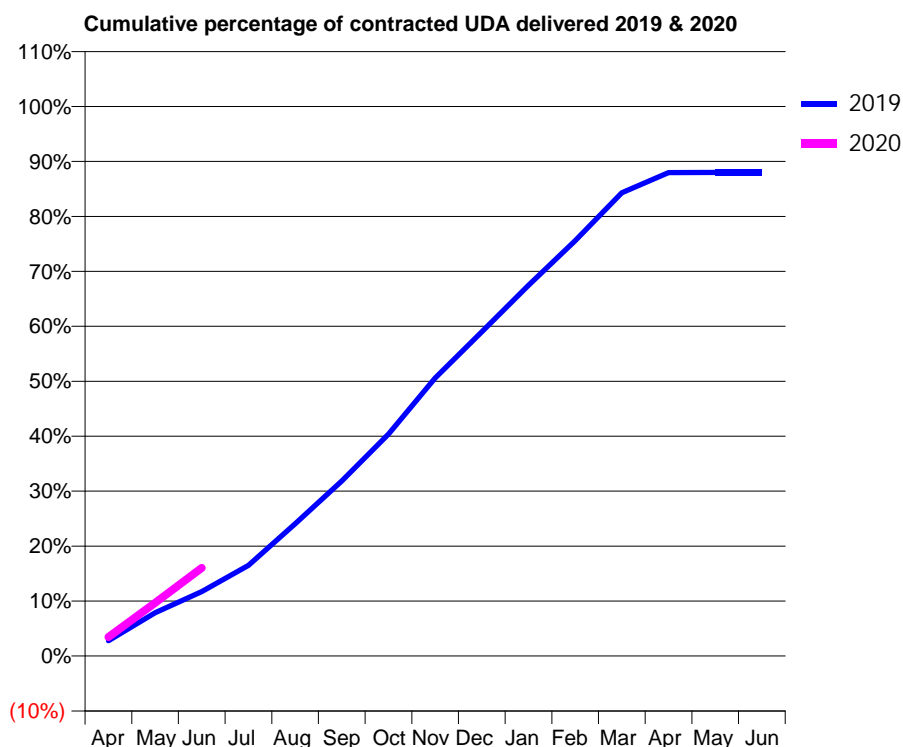
19/20 Contracted general activity (UDA)	23,894
Carry forward general activity (UDA)	0
19/20 Contracted orthodontic activity (UOA)	0
Carry forward orthodontic activity (UOA)	0
Baseline contract value	£577,028.71

ACCESS*

Patients seen in 24 months	Total	Change since previous quarter
Quarter ending June 2018	6,458	
Quarter ending September 2018	6,293	↓
Quarter ending December 2018	6,780	↑
Quarter ending March 2019	6,820	→
Quarter ending June 2019	6,688	↓
Variance since June 2018	3.6%	↑



ACTIVITY



Month	Adjusted Scheduled Activity (UDA)	
	2019	2020
April	666	829
May	1,884	2,317
June	2,806	3,828
July	3,945	
August	5,752	
September	7,612	
October	9,654	
November	12,090	
December	14,091	
January	16,117	
February	18,058	
March	20,138	
April	21,014	
May	21,019	
June	21,019	

QUALITY

	Quantity	Base Number	Contract	AT	Region	England
% of FP17s for the same patient ID Re-attending within 3 months - Children	165	683	24.2%	9.8%	11.2%	11.4%
% of FP17s for the same patient ID Re-attending within 3 months - Adults	255	1,779	14.3%	13.5%	14.8%	15.4%
% of FP17s for the same patient ID Re-attending between 3 & 9 months - Children	431	683	63.1%	63.2%	60.9%	59.8%
% of FP17s for the same patient ID Re-attending between 3 & 9 months - Adults	1,195	1,779	67.2%	57.2%	53.2%	52.1%
% of FP17s for Band 1 Urgent Courses	157	2,078	7.6%	7.0%	8.3%	9.2%
% of FP17s Relating to Free Repair or Replacements	22	2,078	1.1%	0.7%	0.7%	0.7%
% of FP17s Relating to Continuations	5	2,078	0.2%	1.0%	0.8%	0.8%
% of Patients satisfied with the dentistry they have received	1	1	N/A	92.3%	93.2%	93.4%
% of Patients satisfied with the time they had to wait for an appointment	1	1	N/A	86.3%	88.5%	87.6%

* This is based on patients treated on this contract for their most recent course of treatment. Figures in italics indicate the base number of FP17s or Patient Questionnaire responses are less than 100. N/A is shown where the base number of responses is less than 10 during the period. % is calculated as Quantity/Base number*100

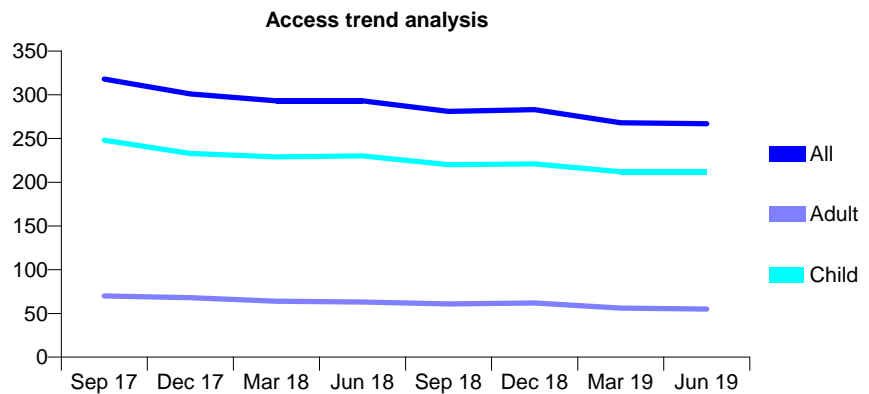
Q55 - Vital Signs At a Glance Contract Report for 137553/0001 - June 2019

Name or company name	Ruddington Dental Practice
Contract type name	GDS Contract
Purpose of contract	General
Contract start date	01/08/2013
Contract end date	

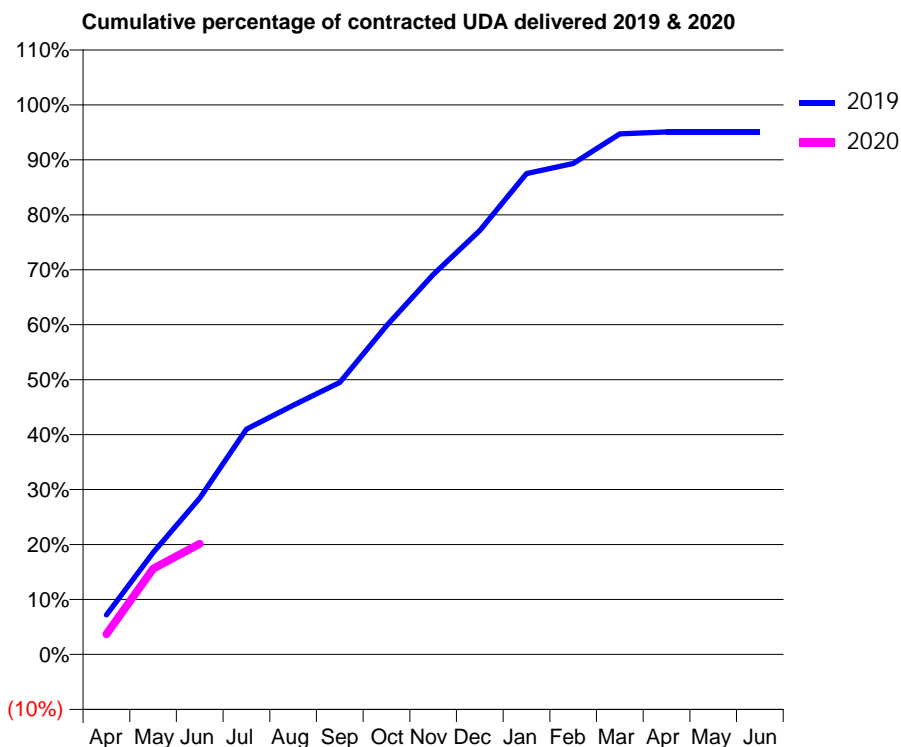
19/20 Contracted general activity (UDA)	600
Carry forward general activity (UDA)	0
19/20 Contracted orthodontic activity (UOA)	0
Carry forward orthodontic activity (UOA)	0
Baseline contract value	£15,988.98

ACCESS*

Patients seen in 24 months	Total	Change since previous quarter
Quarter ending June 2018	293	
Quarter ending September 2018	281	↓
Quarter ending December 2018	283	→
Quarter ending March 2019	268	↓
Quarter ending June 2019	267	→
Variance since June 2018	(8.9%)	↓



ACTIVITY



Month	2019	2020
April	43	22
May	111	94
June	171	121
July	246	
August	272	
September	297	
October	359	
November	415	
December	463	
January	525	
February	536	
March	568	
April	570	
May	570	
June	570	

QUALITY

	Quantity	Base Number	Contract	AT	Region	England
% of FP17s for the same patient ID Re-attending within 3 months - Children	1	98	1.0%	9.8%	11.2%	11.4%
% of FP17s for the same patient ID Re-attending within 3 months - Adults	0	8	0.0%	13.5%	14.8%	15.4%
% of FP17s for the same patient ID Re-attending between 3 & 9 months - Children	68	98	69.4%	63.2%	60.9%	59.8%
% of FP17s for the same patient ID Re-attending between 3 & 9 months - Adults	7	8	87.5%	57.2%	53.2%	52.1%
% of FP17s for Band 1 Urgent Courses	4	104	3.8%	7.0%	8.3%	9.2%
% of FP17s Relating to Free Repair or Replacements	0	104	0.0%	0.7%	0.7%	0.7%
% of FP17s Relating to Continuations	1	104	1.0%	1.0%	0.8%	0.8%
% of Patients satisfied with the dentistry they have received	0	0	N/A	92.3%	93.2%	93.4%
% of Patients satisfied with the time they had to wait for an appointment	0	0	N/A	86.3%	88.5%	87.6%

* This is based on patients treated on this contract for their most recent course of treatment. Figures in italics indicate the base number of FP17s or Patient Questionnaire responses are less than 100. N/A is shown where the base number of responses is less than 10 during the period. % is calculated as Quantity/Base number*100

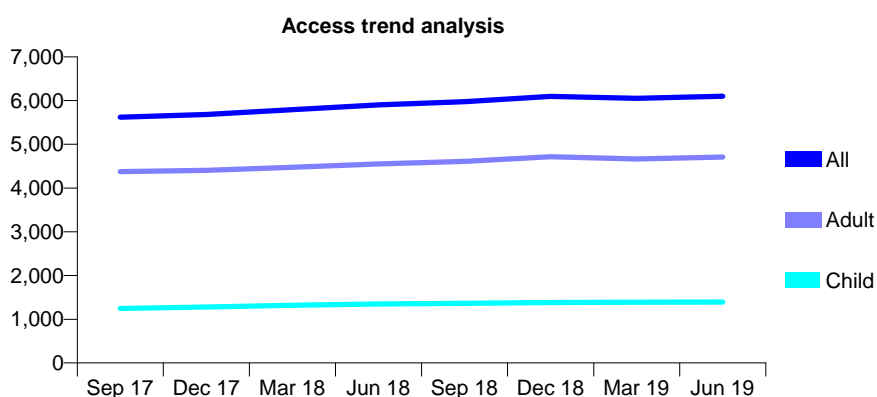
Q55 - Vital Signs At a Glance Contract Report for 138045/0001 - June 2019

Name or company name	16a Dental
Contract type name	GDS Contract
Purpose of contract	General
Contract start date	01/04/2006
Contract end date	

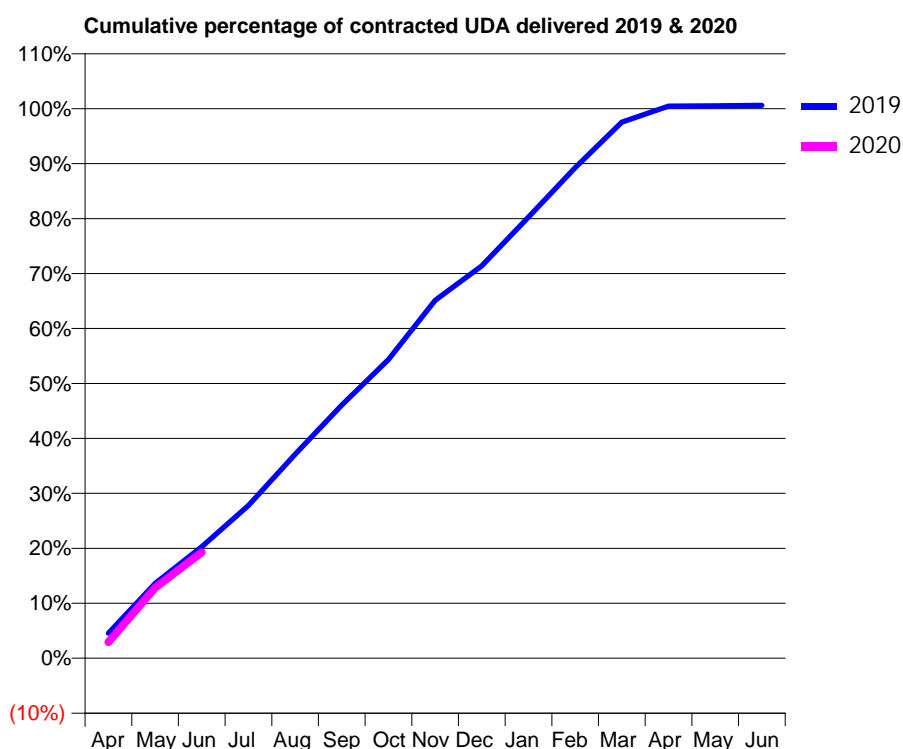
19/20 Contracted general activity (UDA)	15,977
Carry forward general activity (UDA)	0
19/20 Contracted orthodontic activity (UOA)	0
Carry forward orthodontic activity (UOA)	0
Baseline contract value	£434,033.81

ACCESS*

Patients seen in 24 months	Total	Change since previous quarter
Quarter ending June 2018	5,903	
Quarter ending September 2018	5,974	→
Quarter ending December 2018	6,097	↑
Quarter ending March 2019	6,053	→
Quarter ending June 2019	6,100	→
Variance since June 2018	3.3%	↑



ACTIVITY



Month	2019	2020
April	732	467
May	2,177	2,049
June	3,240	3,081
July	4,442	
August	5,928	
September	7,362	
October	8,687	
November	10,405	
December	11,409	
January	12,826	
February	14,263	
March	15,584	
April	16,051	
May	16,062	
June	16,074	

QUALITY

	Quantity	Base Number	Contract	AT	Region	England
% of FP17s for the same patient ID Re-attending within 3 months - Children	33	605	5.5%	9.8%	11.2%	11.4%
% of FP17s for the same patient ID Re-attending within 3 months - Adults	220	1,863	11.8%	13.5%	14.8%	15.4%
% of FP17s for the same patient ID Re-attending between 3 & 9 months - Children	443	605	73.2%	63.2%	60.9%	59.8%
% of FP17s for the same patient ID Re-attending between 3 & 9 months - Adults	1,314	1,863	70.5%	57.2%	53.2%	52.1%
% of FP17s for Band 1 Urgent Courses	122	1,983	6.2%	7.0%	8.3%	9.2%
% of FP17s Relating to Free Repair or Replacements	13	1,983	0.7%	0.7%	0.7%	0.7%
% of FP17s Relating to Continuations	30	1,983	1.5%	1.0%	0.8%	0.8%
% of Patients satisfied with the dentistry they have received	5	5	N/A	92.3%	93.2%	93.4%
% of Patients satisfied with the time they had to wait for an appointment	5	5	N/A	86.3%	88.5%	87.6%

* This is based on patients treated on this contract for their most recent course of treatment.

Figures in italics indicate the base number of FP17s or Patient Questionnaire responses are less than 100. N/A is shown where the base number of responses is less than 10 during the period. % is calculated as Quantity/Base number*100

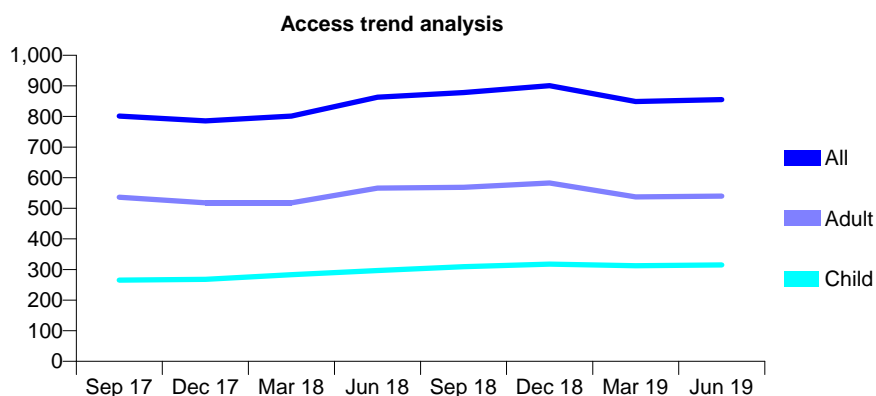
Q55 - Vital Signs At a Glance Contract Report for 138169/0001 - June 2019

Name or company name	Holly Tree House Dental Practice
Contract type name	GDS Contract
Purpose of contract	General
Contract start date	25/11/2011
Contract end date	

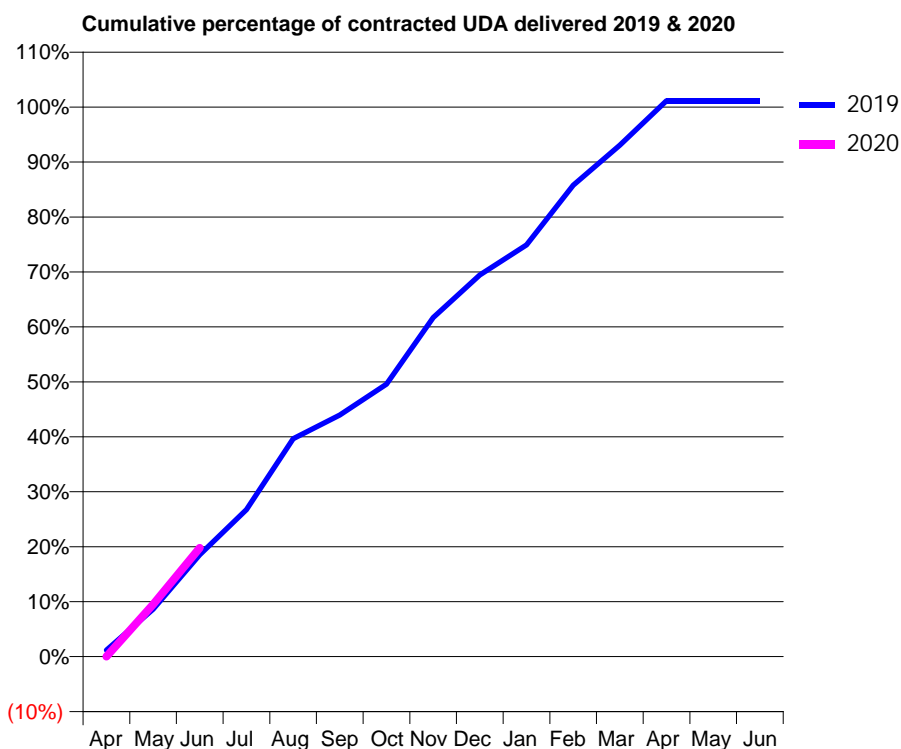
19/20 Contracted general activity (UDA)	2,254
Carry forward general activity (UDA)	0
19/20 Contracted orthodontic activity (UOA)	0
Carry forward orthodontic activity (UOA)	0
Baseline contract value	£55,197.03

ACCESS*

Patients seen in 24 months	Total	Change since previous quarter
Quarter ending June 2018	863	
Quarter ending September 2018	878	→
Quarter ending December 2018	901	↑
Quarter ending March 2019	849	↓
Quarter ending June 2019	855	→
Variance since June 2018	(0.9%)	→



ACTIVITY



Month	Adjusted Scheduled Activity (UDA)	
	2019	2020
April	26	0
May	194	214
June	418	446
July	603	
August	894	
September	991	
October	1,118	
November	1,391	
December	1,565	
January	1,689	
February	1,933	
March	2,097	
April	2,280	
May	2,280	
June	2,280	

QUALITY

	Quantity	Base Number	Contract	AT	Region	England
% of FP17s for the same patient ID Re-attending within 3 months - Children	5	123	4.1%	9.8%	11.2%	11.4%
% of FP17s for the same patient ID Re-attending within 3 months - Adults	11	154	7.1%	13.5%	14.8%	15.4%
% of FP17s for the same patient ID Re-attending between 3 & 9 months - Children	90	123	73.2%	63.2%	60.9%	59.8%
% of FP17s for the same patient ID Re-attending between 3 & 9 months - Adults	95	154	61.7%	57.2%	53.2%	52.1%
% of FP17s for Band 1 Urgent Courses	5	216	2.3%	7.0%	8.3%	9.2%
% of FP17s Relating to Free Repair or Replacements	0	216	0.0%	0.7%	0.7%	0.7%
% of FP17s Relating to Continuations	1	216	0.5%	1.0%	0.8%	0.8%
% of Patients satisfied with the dentistry they have received	0	0	N/A	92.3%	93.2%	93.4%
% of Patients satisfied with the time they had to wait for an appointment	0	0	N/A	86.3%	88.5%	87.6%

* This is based on patients treated on this contract for their most recent course of treatment. Figures in italics indicate the base number of FP17s or Patient Questionnaire responses are less than 100. N/A is shown where the base number of responses is less than 10 during the period. % is calculated as Quantity/Base number*100

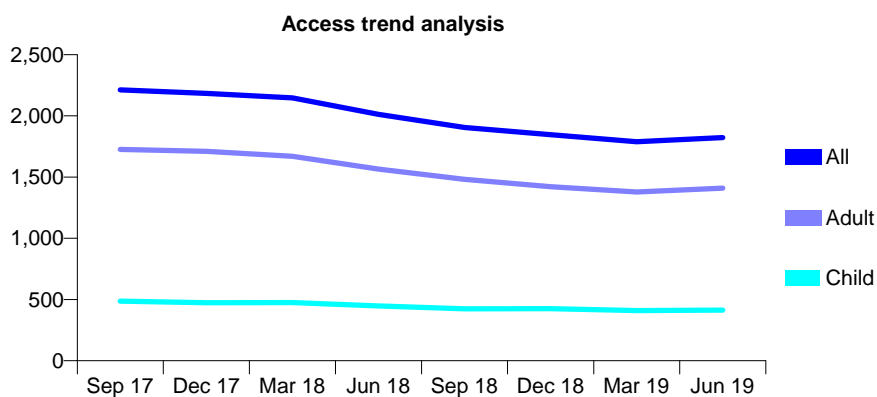
Q55 - Vital Signs At a Glance Contract Report for 138592/0001 - June 2019

Name or company name	Oradent Studio
Contract type name	GDS Contract
Purpose of contract	General
Contract start date	12/02/2014
Contract end date	

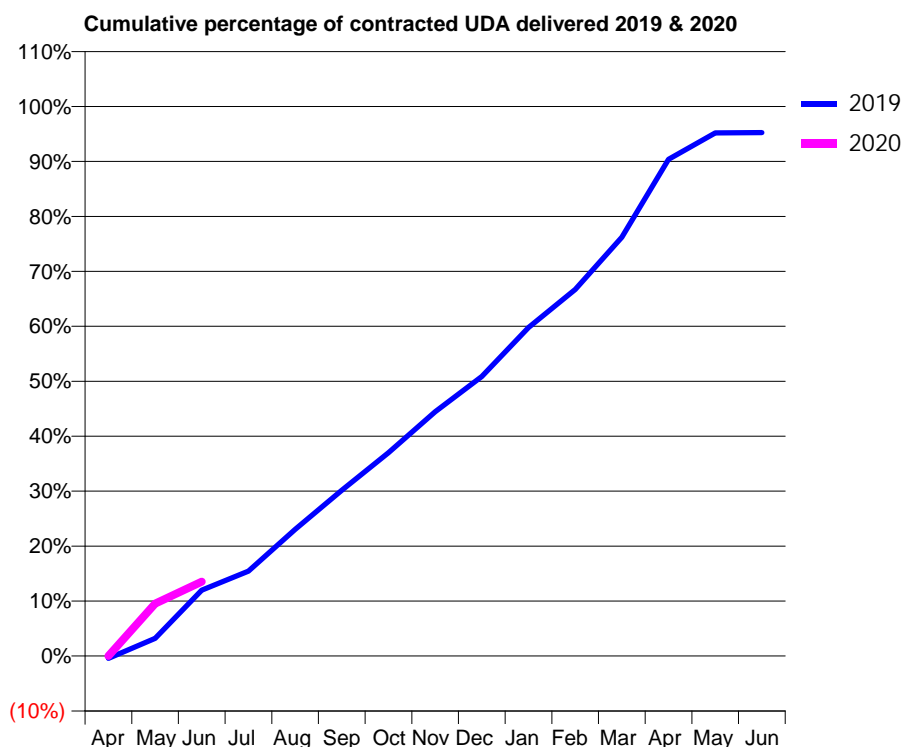
19/20 Contracted general activity (UDA)	5,825
Carry forward general activity (UDA)	0
19/20 Contracted orthodontic activity (UOA)	0
Carry forward orthodontic activity (UOA)	0
Baseline contract value	£155,539.34

ACCESS*

Patients seen in 24 months	Total	Change since previous quarter
Quarter ending June 2018	2,012	
Quarter ending September 2018	1,906	↓
Quarter ending December 2018	1,847	↓
Quarter ending March 2019	1,789	↓
Quarter ending June 2019	1,823	→
Variance since June 2018	(9.4%)	↓



ACTIVITY



Month	Adjusted Scheduled Activity (UDA)	
	2019	2020
April	-26	0
May	187	556
June	698	788
July	899	
August	1,344	
September	1,756	
October	2,154	
November	2,589	
December	2,961	
January	3,482	
February	3,885	
March	4,439	
April	5,265	
May	5,545	
June	5,547	

QUALITY

	Quantity	Base Number	Contract	AT	Region	England
% of FP17s for the same patient ID Re-attending within 3 months - Children	13	162	8.0%	9.8%	11.2%	11.4%
% of FP17s for the same patient ID Re-attending within 3 months - Adults	65	601	10.8%	13.5%	14.8%	15.4%
% of FP17s for the same patient ID Re-attending between 3 & 9 months - Children	71	162	43.8%	63.2%	60.9%	59.8%
% of FP17s for the same patient ID Re-attending between 3 & 9 months - Adults	237	601	39.4%	57.2%	53.2%	52.1%
% of FP17s for Band 1 Urgent Courses	35	365	9.6%	7.0%	8.3%	9.2%
% of FP17s Relating to Free Repair or Replacements	3	365	0.8%	0.7%	0.7%	0.7%
% of FP17s Relating to Continuations	0	365	0.0%	1.0%	0.8%	0.8%
% of Patients satisfied with the dentistry they have received	2	4	N/A	92.3%	93.2%	93.4%
% of Patients satisfied with the time they had to wait for an appointment	2	4	N/A	86.3%	88.5%	87.6%

* This is based on patients treated on this contract for their most recent course of treatment. Figures in italics indicate the base number of FP17s or Patient Questionnaire responses are less than 100. N/A is shown where the base number of responses is less than 10 during the period. % is calculated as Quantity/Base number*100

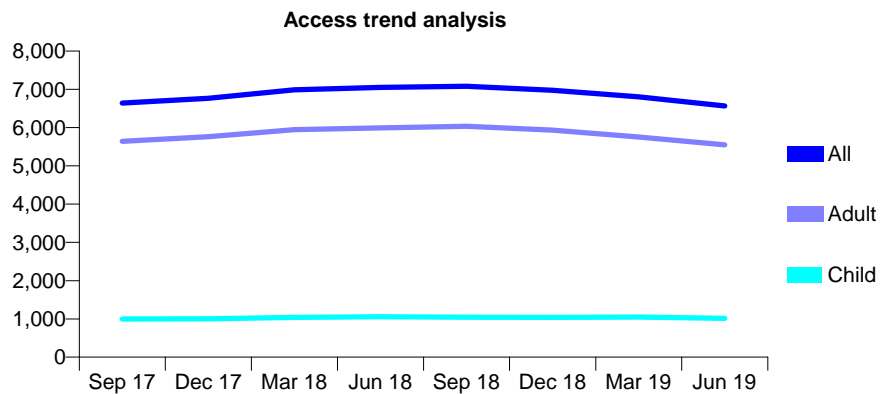
Q55 - Vital Signs At a Glance Contract Report for 139904/0001 - June 2019

Name or company name	Market Street Dental Care
Contract type name	GDS Contract
Purpose of contract	General
Contract start date	01/09/2012
Contract end date	

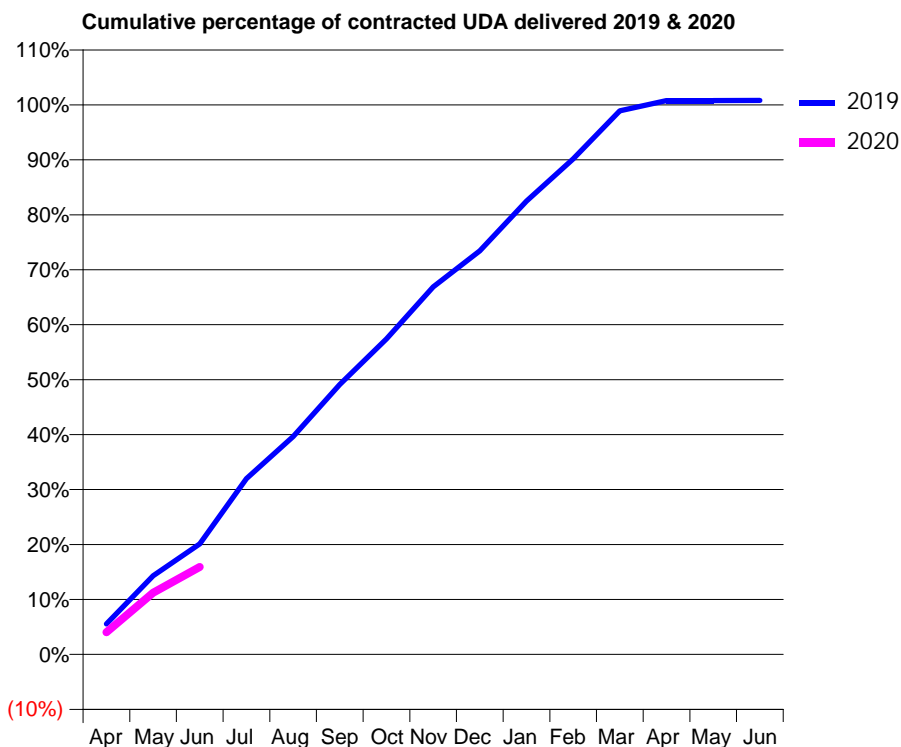
19/20 Contracted general activity (UDA)	16,736
Carry forward general activity (UDA)	0
19/20 Contracted orthodontic activity (UOA)	0
Carry forward orthodontic activity (UOA)	0
Baseline contract value	£417,485.51

ACCESS*

Patients seen in 24 months	Total	Change since previous quarter
Quarter ending June 2018	7,050	
Quarter ending September 2018	7,078	→
Quarter ending December 2018	6,975	↓
Quarter ending March 2019	6,802	↓
Quarter ending June 2019	6,566	↓
Variance since June 2018	(6.9%)	↓



ACTIVITY



Month	Adjusted Scheduled Activity (UDA)	
	2019	2020
April	928	675
May	2,399	1,877
June	3,364	2,668
July	5,354	
August	6,637	
September	8,216	
October	9,611	
November	11,197	
December	12,293	
January	13,805	
February	15,092	
March	16,556	
April	16,863	
May	16,866	
June	16,871	

QUALITY

	Quantity	Base Number	Contract	AT	Region	England
% of FP17s for the same patient ID Re-attending within 3 months - Children	21	335	6.3%	9.8%	11.2%	11.4%
% of FP17s for the same patient ID Re-attending within 3 months - Adults	167	1,557	10.7%	13.5%	14.8%	15.4%
% of FP17s for the same patient ID Re-attending between 3 & 9 months - Children	215	335	64.2%	63.2%	60.9%	59.8%
% of FP17s for the same patient ID Re-attending between 3 & 9 months - Adults	1,064	1,557	68.3%	57.2%	53.2%	52.1%
% of FP17s for Band 1 Urgent Courses	101	1,548	6.5%	7.0%	8.3%	9.2%
% of FP17s Relating to Free Repair or Replacements	4	1,548	0.3%	0.7%	0.7%	0.7%
% of FP17s Relating to Continuations	10	1,548	0.6%	1.0%	0.8%	0.8%
% of Patients satisfied with the dentistry they have received	3	3	N/A	92.3%	93.2%	93.4%
% of Patients satisfied with the time they had to wait for an appointment	3	3	N/A	86.3%	88.5%	87.6%

* This is based on patients treated on this contract for their most recent course of treatment. Figures in italics indicate the base number of FP17s or Patient Questionnaire responses are less than 100. N/A is shown where the base number of responses is less than 10 during the period. % is calculated as Quantity/Base number*100

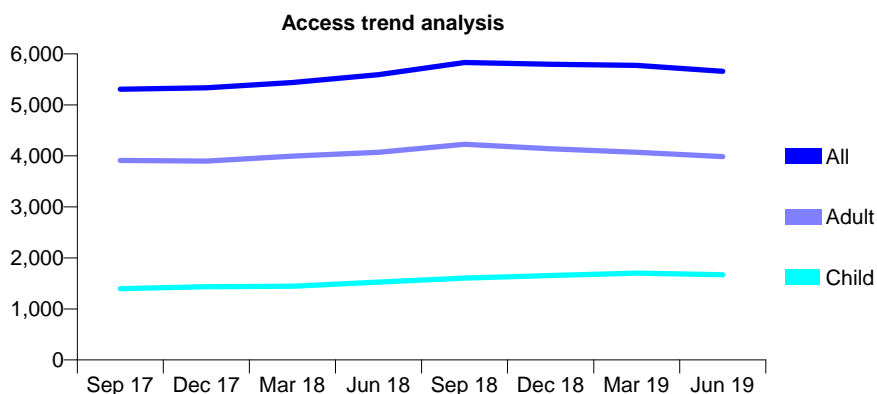
Q55 - Vital Signs At a Glance Contract Report for 142166/0001 - June 2019

Name or company name	Nationwide Healthcare Providers Ltd Clay C
Contract type name	GDS Contract
Purpose of contract	General
Contract start date	01/04/2015
Contract end date	

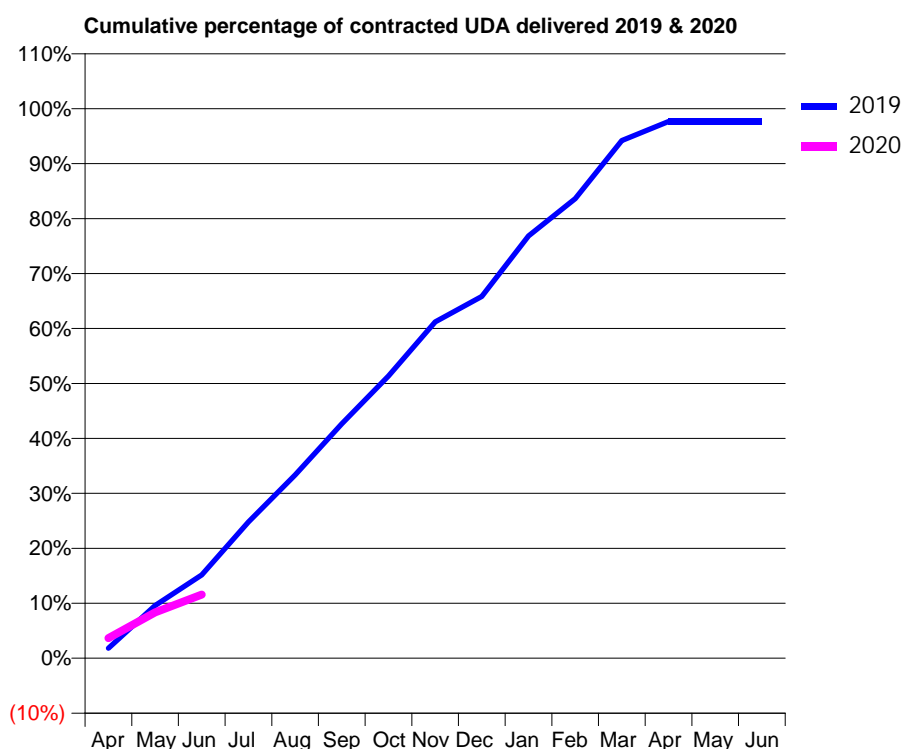
19/20 Contracted general activity (UDA)	13,774
Carry forward general activity (UDA)	0
19/20 Contracted orthodontic activity (UOA)	0
Carry forward orthodontic activity (UOA)	0
Baseline contract value	£406,654.77

ACCESS*

Patients seen in 24 months	Total	Change since previous quarter
Quarter ending June 2018	5,594	
Quarter ending September 2018	5,831	↑
Quarter ending December 2018	5,796	→
Quarter ending March 2019	5,773	→
Quarter ending June 2019	5,658	↓
Variance since June 2018	1.1%	→



ACTIVITY



Month	2019	2020
April	343	502
May	1,800	1,149
June	2,845	1,597
July	4,656	
August	6,262	
September	8,008	
October	9,643	
November	11,486	
December	12,360	
January	14,428	
February	15,695	
March	17,684	
April	18,335	
May	18,335	
June	18,335	

QUALITY

	Quantity	Base Number	Contract	AT	Region	England
% of FP17s for the same patient ID Re-attending within 3 months - Children	29	406	7.1%	9.8%	11.2%	11.4%
% of FP17s for the same patient ID Re-attending within 3 months - Adults	109	766	14.2%	13.5%	14.8%	15.4%
% of FP17s for the same patient ID Re-attending between 3 & 9 months - Children	219	406	53.9%	63.2%	60.9%	59.8%
% of FP17s for the same patient ID Re-attending between 3 & 9 months - Adults	359	766	46.9%	57.2%	53.2%	52.1%
% of FP17s for Band 1 Urgent Courses	123	881	14.0%	7.0%	8.3%	9.2%
% of FP17s Relating to Free Repair or Replacements	2	881	0.2%	0.7%	0.7%	0.7%
% of FP17s Relating to Continuations	19	881	2.2%	1.0%	0.8%	0.8%
% of Patients satisfied with the dentistry they have received	6	6	N/A	92.3%	93.2%	93.4%
% of Patients satisfied with the time they had to wait for an appointment	6	6	N/A	86.3%	88.5%	87.6%

* This is based on patients treated on this contract for their most recent course of treatment.

Figures in italics indicate the base number of FP17s or Patient Questionnaire responses are less than 100. N/A is shown where the base number of responses is less than 10 during the period. % is calculated as Quantity/Base number*100

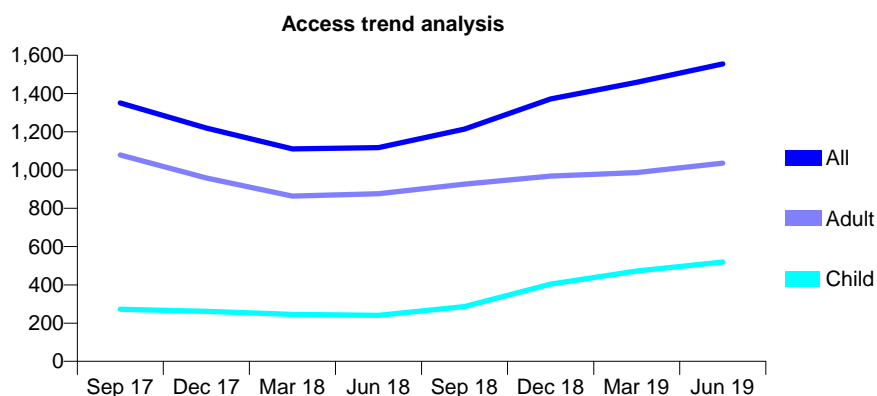
Q55 - Vital Signs At a Glance Contract Report for 142190/0001 - June 2019

Name or company name	Grange Dental Care
Contract type name	GDS Contract
Purpose of contract	General
Contract start date	01/06/2012
Contract end date	

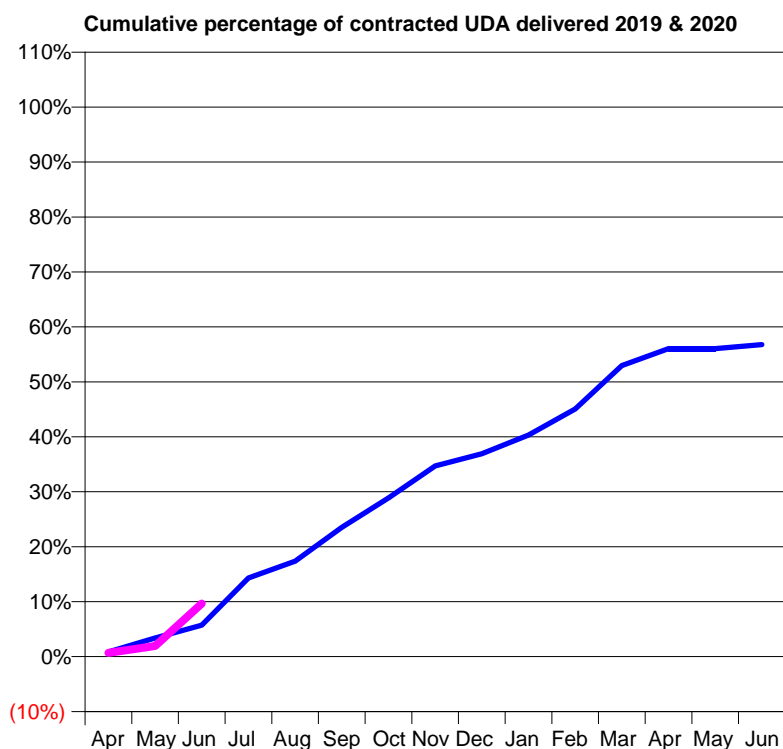
19/20 Contracted general activity (UDA)	6,597
Carry forward general activity (UDA)	0
19/20 Contracted orthodontic activity (UOA)	0
Carry forward orthodontic activity (UOA)	0
Baseline contract value	£146,277.08

ACCESS*

Patients seen in 24 months	Total	Change since previous quarter
Quarter ending June 2018	1,117	
Quarter ending September 2018	1,214	↑
Quarter ending December 2018	1,372	↑
Quarter ending March 2019	1,459	↑
Quarter ending June 2019	1,555	↑
Variance since June 2018	39.2%	↑



ACTIVITY



Month	Adjusted Scheduled Activity (UDA)	
	2019	2020
April	57	46
May	224	129
June	377	637
July	944	
August	1,146	
September	1,553	
October	1,906	
November	2,290	
December	2,435	
January	2,660	
February	2,973	
March	3,494	
April	3,697	
May	3,697	
June	3,745	

QUALITY

	Quantity	Base Number	Contract	AT	Region	England
% of FP17s for the same patient ID Re-attending within 3 months - Children	11	168	6.5%	9.8%	11.2%	11.4%
% of FP17s for the same patient ID Re-attending within 3 months - Adults	51	311	16.4%	13.5%	14.8%	15.4%
% of FP17s for the same patient ID Re-attending between 3 & 9 months - Children	38	168	22.6%	63.2%	60.9%	59.8%
% of FP17s for the same patient ID Re-attending between 3 & 9 months - Adults	113	311	36.3%	57.2%	53.2%	52.1%
% of FP17s for Band 1 Urgent Courses	29	301	9.6%	7.0%	8.3%	9.2%
% of FP17s Relating to Free Repair or Replacements	2	301	0.7%	0.7%	0.7%	0.7%
% of FP17s Relating to Continuations	3	301	1.0%	1.0%	0.8%	0.8%
% of Patients satisfied with the dentistry they have received	0	0	N/A	92.3%	93.2%	93.4%
% of Patients satisfied with the time they had to wait for an appointment	0	0	N/A	86.3%	88.5%	87.6%

* This is based on patients treated on this contract for their most recent course of treatment. Figures in italics indicate the base number of FP17s or Patient Questionnaire responses are less than 100. N/A is shown where the base number of responses is less than 10 during the period. % is calculated as Quantity/Base number*100

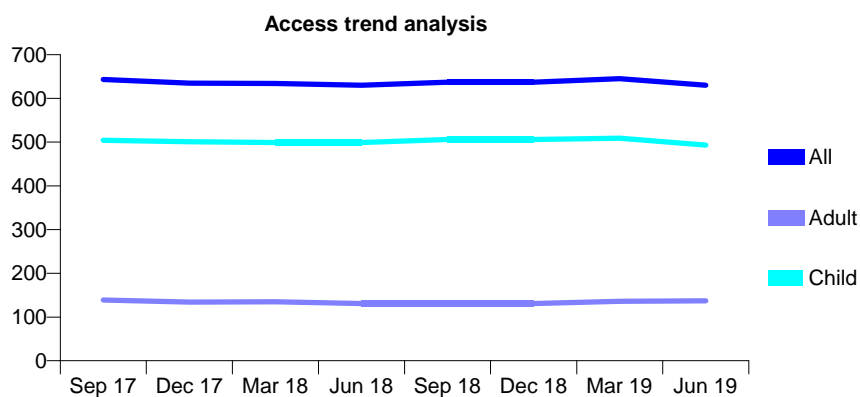
Q55 - Vital Signs At a Glance Contract Report for 142506/0001 - June 2019

Name or company name	Kedleston Dental Care
Contract type name	GDS Contract
Purpose of contract	General
Contract start date	10/07/2015
Contract end date	

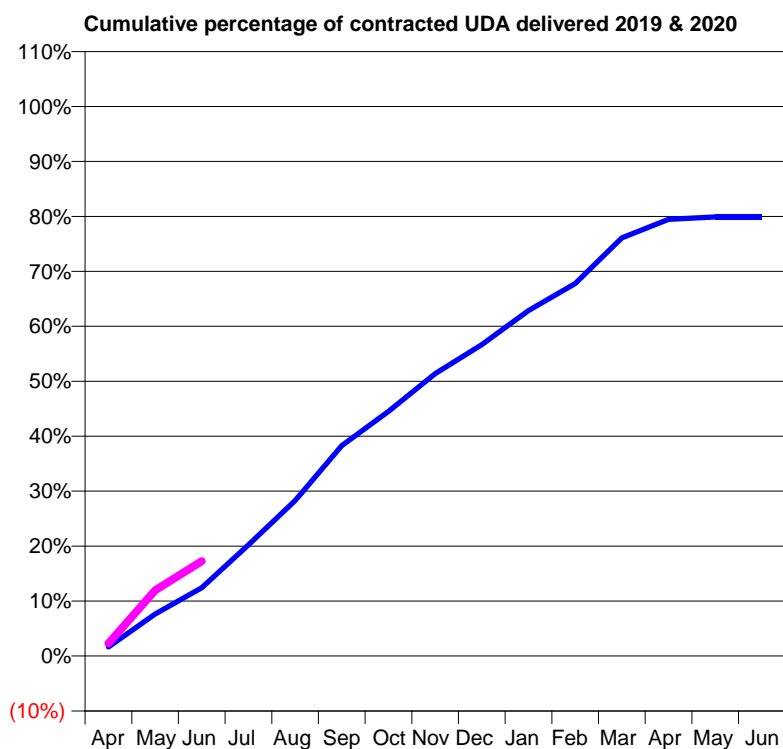
19/20 Contracted general activity (UDA)	1,400
Carry forward general activity (UDA)	0
19/20 Contracted orthodontic activity (UOA)	0
Carry forward orthodontic activity (UOA)	0
Baseline contract value	£29,564.39

ACCESS*

Patients seen in 24 months	Total	Change since previous quarter
Quarter ending June 2018	630	
Quarter ending September 2018	637	→
Quarter ending December 2018	637	→
Quarter ending March 2019	645	→
Quarter ending June 2019	630	↓
Variance since June 2018	0.0%	→



ACTIVITY



Month	Adjusted Scheduled Activity (UDA)	
	2019	2020
April	23	32
May	107	167
June	174	242
July	283	
August	396	
September	536	
October	623	
November	719	
December	793	
January	880	
February	949	
March	1,065	
April	1,113	
May	1,119	
June	1,119	

QUALITY

	Quantity	Base Number	Contract	AT	Region	England
% of FP17s for the same patient ID Re-attending within 3 months - Children	8	191	4.2%	9.8%	11.2%	11.4%
% of FP17s for the same patient ID Re-attending within 3 months - Adults	0	19	0.0%	13.5%	14.8%	15.4%
% of FP17s for the same patient ID Re-attending between 3 & 9 months - Children	149	191	78.0%	63.2%	60.9%	59.8%
% of FP17s for the same patient ID Re-attending between 3 & 9 months - Adults	13	19	68.4%	57.2%	53.2%	52.1%
% of FP17s for Band 1 Urgent Courses	4	164	2.4%	7.0%	8.3%	9.2%
% of FP17s Relating to Free Repair or Replacements	0	164	0.0%	0.7%	0.7%	0.7%
% of FP17s Relating to Continuations	0	164	0.0%	1.0%	0.8%	0.8%
% of Patients satisfied with the dentistry they have received	0	0	N/A	92.3%	93.2%	93.4%
% of Patients satisfied with the time they had to wait for an appointment	0	0	N/A	86.3%	88.5%	87.6%

* This is based on patients treated on this contract for their most recent course of treatment. Figures in italics indicate the base number of FP17s or Patient Questionnaire responses are less than 100. N/A is shown where the base number of responses is less than 10 during the period. % is calculated as Quantity/Base number*100

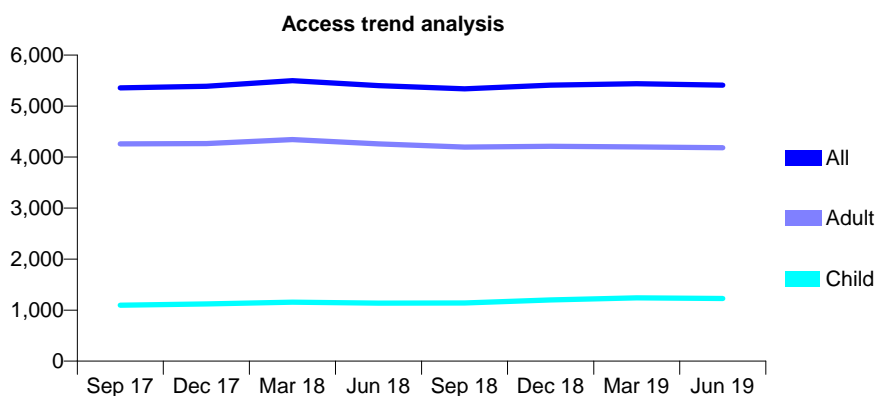
Q55 - Vital Signs At a Glance Contract Report for 143111/0001 - June 2019

Name or company name	Cadmus Dental Care Limited
Contract type name	GDS Contract
Purpose of contract	General
Contract start date	01/10/2013
Contract end date	

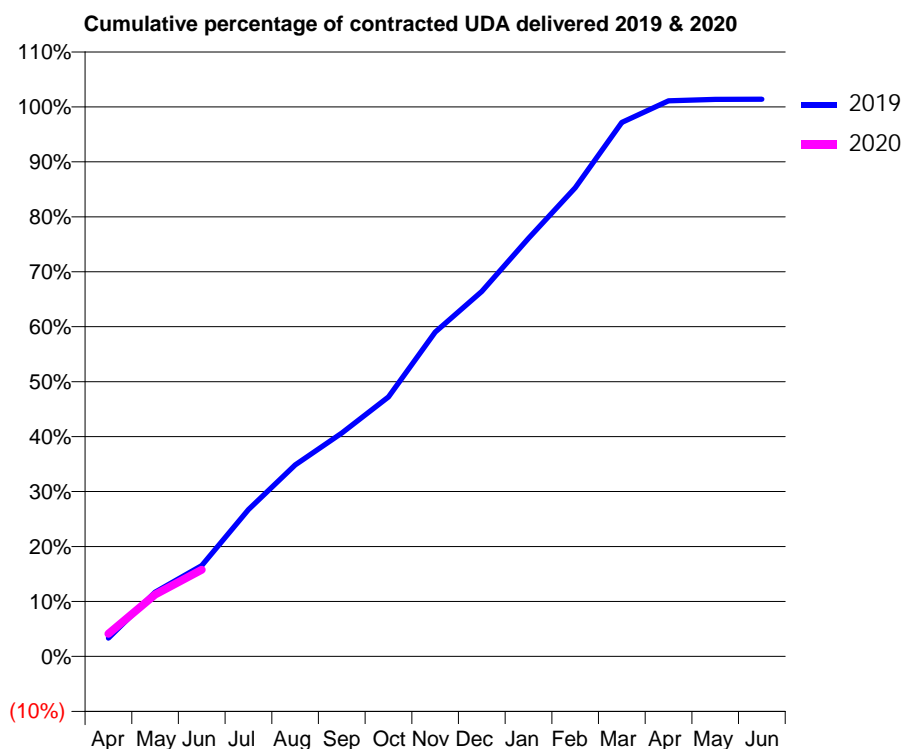
19/20 Contracted general activity (UDA)	17,677
Carry forward general activity (UDA)	0
19/20 Contracted orthodontic activity (UOA)	0
Carry forward orthodontic activity (UOA)	0
Baseline contract value	£429,823.87

ACCESS*

Patients seen in 24 months	Total	Change since previous quarter
Quarter ending June 2018	5,400	
Quarter ending September 2018	5,336	↓
Quarter ending December 2018	5,411	→
Quarter ending March 2019	5,440	→
Quarter ending June 2019	5,411	→
Variance since June 2018	0.2%	→



ACTIVITY



Month	2019	2020
April	555	732
May	1,949	1,989
June	2,760	2,784
July	4,460	
August	5,815	
September	6,778	
October	7,874	
November	9,843	
December	11,073	
January	12,687	
February	14,224	
March	16,200	
April	16,863	
May	16,902	
June	16,906	

QUALITY

	Quantity	Base Number	Contract	AT	Region	England
% of FP17s for the same patient ID Re-attending within 3 months - Children	30	372	8.1%	9.8%	11.2%	11.4%
% of FP17s for the same patient ID Re-attending within 3 months - Adults	139	1,249	11.1%	13.5%	14.8%	15.4%
% of FP17s for the same patient ID Re-attending between 3 & 9 months - Children	230	372	61.8%	63.2%	60.9%	59.8%
% of FP17s for the same patient ID Re-attending between 3 & 9 months - Adults	748	1,249	59.9%	57.2%	53.2%	52.1%
% of FP17s for Band 1 Urgent Courses	116	1,301	8.9%	7.0%	8.3%	9.2%
% of FP17s Relating to Free Repair or Replacements	17	1,301	1.3%	0.7%	0.7%	0.7%
% of FP17s Relating to Continuations	5	1,301	0.4%	1.0%	0.8%	0.8%
% of Patients satisfied with the dentistry they have received	2	2	N/A	92.3%	93.2%	93.4%
% of Patients satisfied with the time they had to wait for an appointment	2	2	N/A	86.3%	88.5%	87.6%

* This is based on patients treated on this contract for their most recent course of treatment. Figures in italics indicate the base number of FP17s or Patient Questionnaire responses are less than 100. N/A is shown where the base number of responses is less than 10 during the period. % is calculated as Quantity/Base number*100

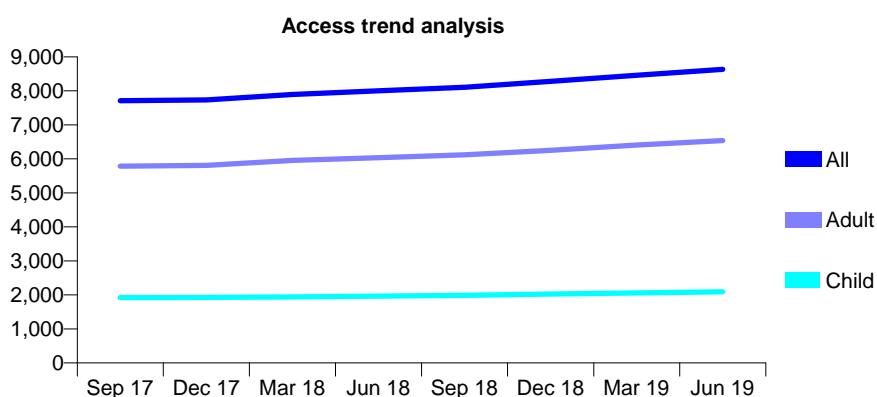
Q55 - Vital Signs At a Glance Contract Report for 143111/0002 - June 2019

Name or company name	Cadmus Dental Care Limited
Contract type name	GDS Contract
Purpose of contract	General
Contract start date	01/10/2013
Contract end date	

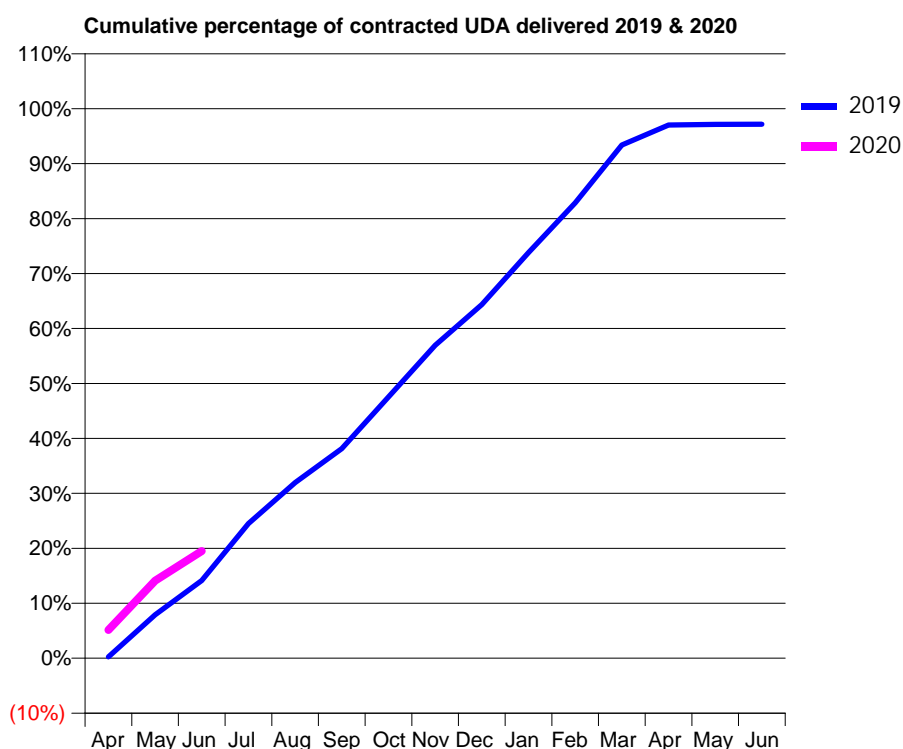
19/20 Contracted general activity (UDA)	28,084
Carry forward general activity (UDA)	0
19/20 Contracted orthodontic activity (UOA)	0
Carry forward orthodontic activity (UOA)	0
Baseline contract value	£646,713.33

ACCESS*

Patients seen in 24 months	Total	Change since previous quarter
Quarter ending June 2018	8,001	
Quarter ending September 2018	8,106	→
Quarter ending December 2018	8,279	↑
Quarter ending March 2019	8,461	↑
Quarter ending June 2019	8,633	↑
Variance since June 2018	7.9%	↑



ACTIVITY



Month	2019	2020
April	75	1,444
May	2,225	3,961
June	3,972	5,477
July	6,881	
August	8,981	
September	10,711	
October	13,354	
November	15,991	
December	18,069	
January	20,725	
February	23,268	
March	26,225	
April	27,251	
May	27,277	
June	27,284	

QUALITY

	Quantity	Base Number	Contract	AT	Region	England
% of FP17s for the same patient ID Re-attending within 3 months - Children	64	796	8.0%	9.8%	11.2%	11.4%
% of FP17s for the same patient ID Re-attending within 3 months - Adults	325	2,432	13.4%	13.5%	14.8%	15.4%
% of FP17s for the same patient ID Re-attending between 3 & 9 months - Children	499	796	62.7%	63.2%	60.9%	59.8%
% of FP17s for the same patient ID Re-attending between 3 & 9 months - Adults	1,532	2,432	63.0%	57.2%	53.2%	52.1%
% of FP17s for Band 1 Urgent Courses	177	2,732	6.5%	7.0%	8.3%	9.2%
% of FP17s Relating to Free Repair or Replacements	21	2,732	0.8%	0.7%	0.7%	0.7%
% of FP17s Relating to Continuations	39	2,732	1.4%	1.0%	0.8%	0.8%
% of Patients satisfied with the dentistry they have received	4	4	N/A	92.3%	93.2%	93.4%
% of Patients satisfied with the time they had to wait for an appointment	4	4	N/A	86.3%	88.5%	87.6%

* This is based on patients treated on this contract for their most recent course of treatment.

Figures in italics indicate the base number of FP17s or Patient Questionnaire responses are less than 100. N/A is shown where the base number of responses is less than 10 during the period. % is calculated as Quantity/Base number*100

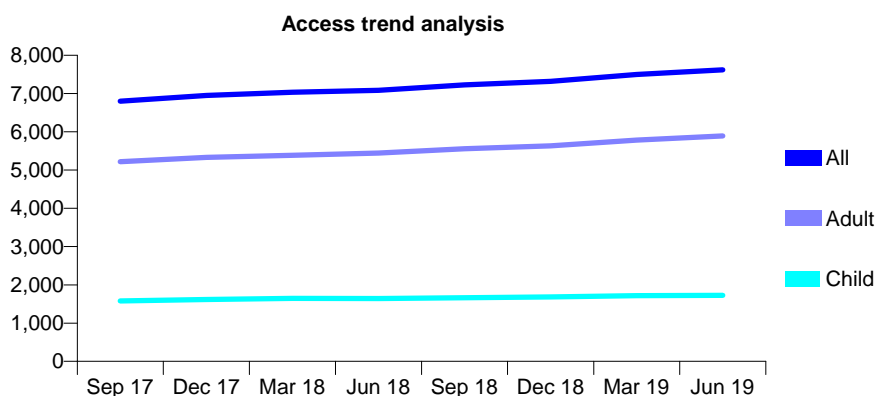
Q55 - Vital Signs At a Glance Contract Report for 146900/0001 - June 2019

Name or company name	Glen Thelwell & Associates LTD Vasileios C
Contract type name	GDS Contract
Purpose of contract	General
Contract start date	01/05/2014
Contract end date	

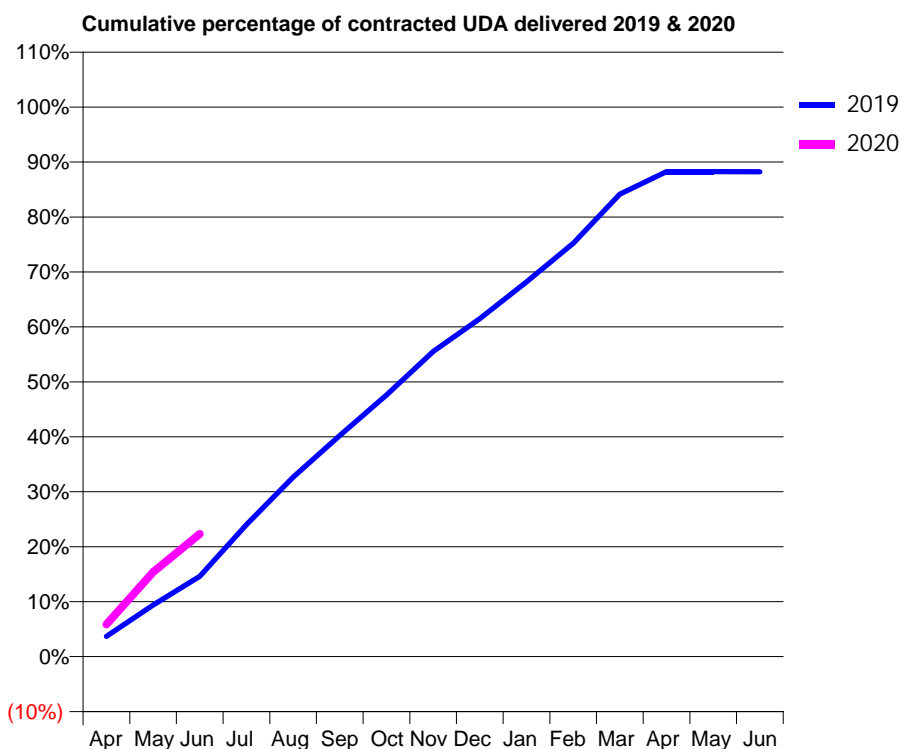
19/20 Contracted general activity (UDA)	21,370
Carry forward general activity (UDA)	0
19/20 Contracted orthodontic activity (UOA)	0
Carry forward orthodontic activity (UOA)	0
Baseline contract value	£635,302.02

ACCESS*

Patients seen in 24 months	Total	Change since previous quarter
Quarter ending June 2018	7,084	
Quarter ending September 2018	7,223	→
Quarter ending December 2018	7,317	→
Quarter ending March 2019	7,499	↑
Quarter ending June 2019	7,619	→
Variance since June 2018	7.6%	↑



ACTIVITY



Month	Adjusted Scheduled Activity (UDA)	
	2019	2020
April	1,049	1,257
May	2,667	3,293
June	4,141	4,767
July	6,814	
August	9,260	
September	11,408	
October	13,506	
November	15,758	
December	17,443	
January	19,352	
February	21,338	
March	23,873	
April	25,039	
May	25,036	
June	25,031	

QUALITY

	Quantity	Base Number	Contract	AT	Region	England
% of FP17s for the same patient ID Re-attending within 3 months - Children	55	751	7.3%	9.8%	11.2%	11.4%
% of FP17s for the same patient ID Re-attending within 3 months - Adults	242	2,317	10.4%	13.5%	14.8%	15.4%
% of FP17s for the same patient ID Re-attending between 3 & 9 months - Children	533	751	71.0%	63.2%	60.9%	59.8%
% of FP17s for the same patient ID Re-attending between 3 & 9 months - Adults	1,668	2,317	72.0%	57.2%	53.2%	52.1%
% of FP17s for Band 1 Urgent Courses	73	2,499	2.9%	7.0%	8.3%	9.2%
% of FP17s Relating to Free Repair or Replacements	16	2,499	0.6%	0.7%	0.7%	0.7%
% of FP17s Relating to Continuations	17	2,499	0.7%	1.0%	0.8%	0.8%
% of Patients satisfied with the dentistry they have received	3	3	N/A	92.3%	93.2%	93.4%
% of Patients satisfied with the time they had to wait for an appointment	3	3	N/A	86.3%	88.5%	87.6%

* This is based on patients treated on this contract for their most recent course of treatment. Figures in italics indicate the base number of FP17s or Patient Questionnaire responses are less than 100. N/A is shown where the base number of responses is less than 10 during the period. % is calculated as Quantity/Base number*100

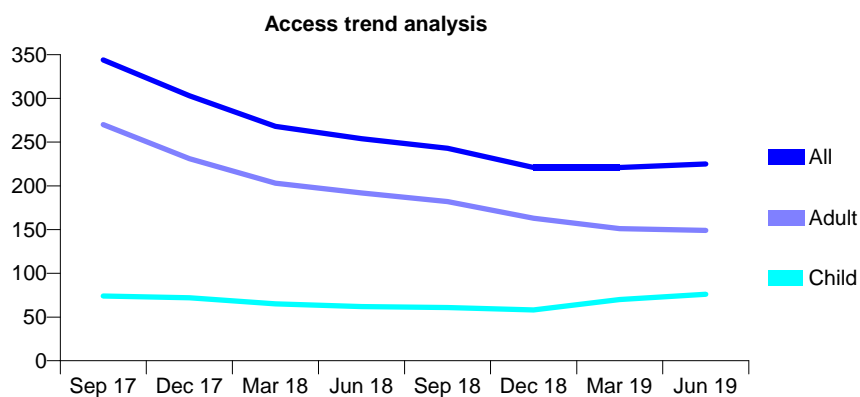
Q55 - Vital Signs At a Glance Contract Report for 147354/0001 - June 2019

Name or company name	Dr Fitton & Dr Singh Dental Surgery
Contract type name	GDS Contract
Purpose of contract	General
Contract start date	29/07/2010
Contract end date	

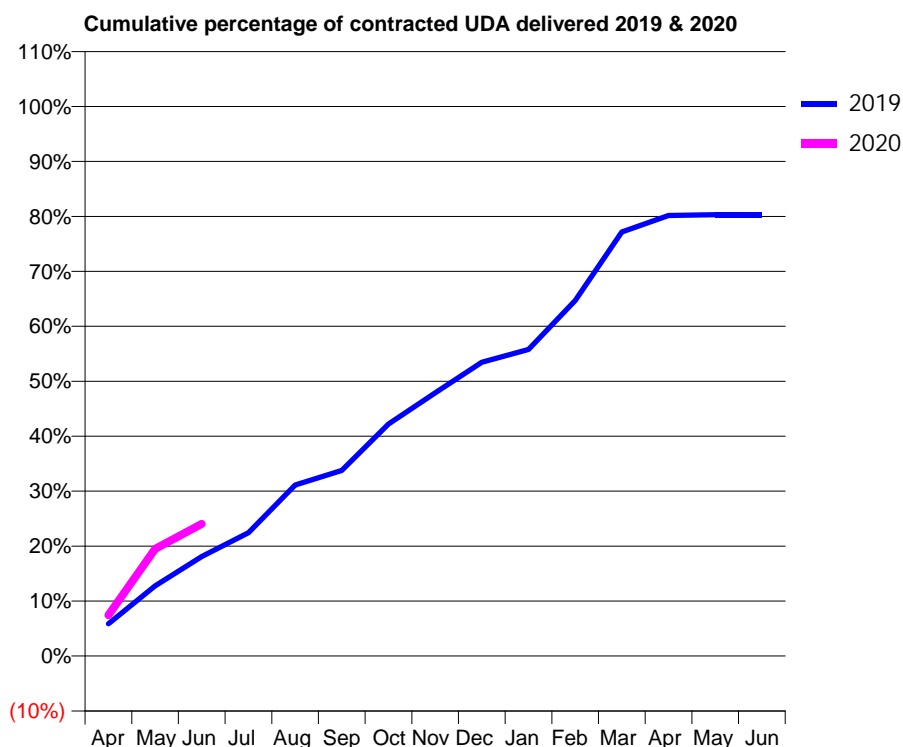
19/20 Contracted general activity (UDA)	900
Carry forward general activity (UDA)	0
19/20 Contracted orthodontic activity (UOA)	0
Carry forward orthodontic activity (UOA)	0
Baseline contract value	£26,939.77

ACCESS*

Patients seen in 24 months	Total	Change since previous quarter
Quarter ending June 2018	254	
Quarter ending September 2018	243	↓
Quarter ending December 2018	221	↓
Quarter ending March 2019	221	→
Quarter ending June 2019	225	→
Variance since June 2018	(11.4%)	↓



ACTIVITY



Month	Adjusted Scheduled Activity (UDA)	
	2019	2020
April	53	67
May	115	175
June	163	216
July	202	
August	280	
September	304	
October	380	
November	431	
December	481	
January	502	
February	582	
March	694	
April	722	
May	723	
June	723	

QUALITY

	Quantity	Base Number	Contract	AT	Region	England
% of FP17s for the same patient ID Re-attending within 3 months - Children	3	29	10.3%	9.8%	11.2%	11.4%
% of FP17s for the same patient ID Re-attending within 3 months - Adults	8	53	15.1%	13.5%	14.8%	15.4%
% of FP17s for the same patient ID Re-attending between 3 & 9 months - Children	11	29	37.9%	63.2%	60.9%	59.8%
% of FP17s for the same patient ID Re-attending between 3 & 9 months - Adults	22	53	41.5%	57.2%	53.2%	52.1%
% of FP17s for Band 1 Urgent Courses	2	71	2.8%	7.0%	8.3%	9.2%
% of FP17s Relating to Free Repair or Replacements	0	71	0.0%	0.7%	0.7%	0.7%
% of FP17s Relating to Continuations	3	71	4.2%	1.0%	0.8%	0.8%
% of Patients satisfied with the dentistry they have received	0	0	N/A	92.3%	93.2%	93.4%
% of Patients satisfied with the time they had to wait for an appointment	0	0	N/A	86.3%	88.5%	87.6%

* This is based on patients treated on this contract for their most recent course of treatment. Figures in italics indicate the base number of FP17s or Patient Questionnaire responses are less than 100. N/A is shown where the base number of responses is less than 10 during the period. % is calculated as Quantity/Base number*100

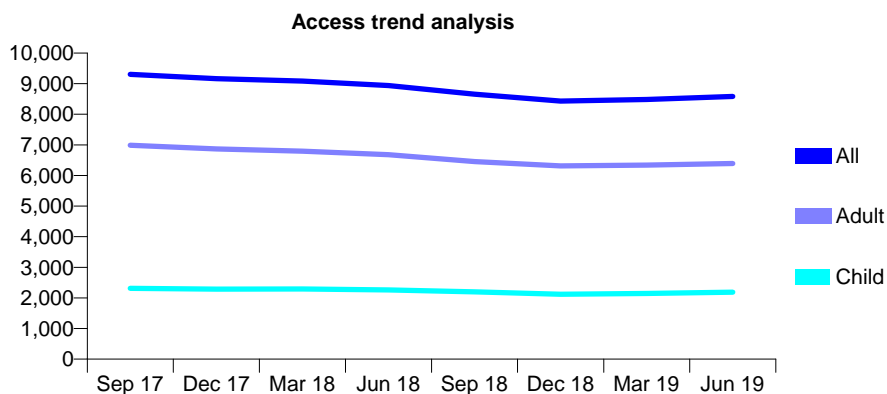
Q55 - Vital Signs At a Glance Contract Report for 148369/0001 - June 2019

Name or company name	KH & GW Ltd
Contract type name	GDS Contract
Purpose of contract	General and Orthodontic
Contract start date	01/04/2008
Contract end date	

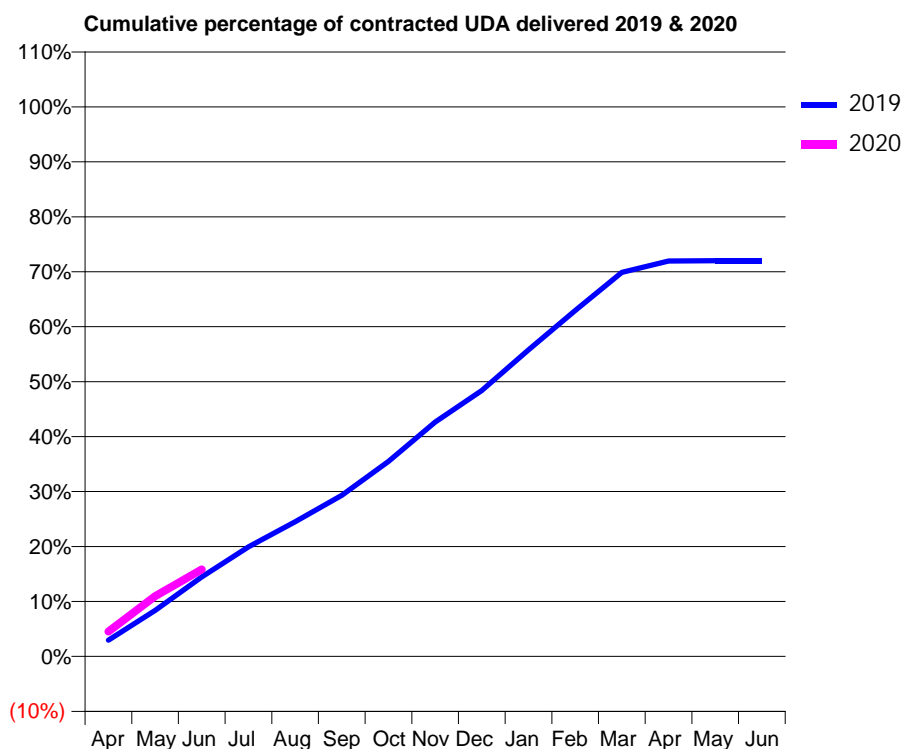
19/20 Contracted general activity (UDA)	30,382
Carry forward general activity (UDA)	0
19/20 Contracted orthodontic activity (UOA)	1,589
Carry forward orthodontic activity (UOA)	0
Baseline contract value	£1,063,237.43

ACCESS*

Patients seen in 24 months	Total	Change since previous quarter
Quarter ending June 2018	8,937	
Quarter ending September 2018	8,655	↓
Quarter ending December 2018	8,434	↓
Quarter ending March 2019	8,481	→
Quarter ending June 2019	8,583	→
Variance since June 2018	(4.0%)	↓



ACTIVITY



Month	Adjusted Scheduled Activity (UDA)	
	2019	2020
April	906	1,378
May	2,548	3,331
June	4,400	4,811
July	6,056	
August	7,451	
September	8,912	
October	10,781	
November	12,961	
December	14,707	
January	16,949	
February	19,131	
March	21,228	
April	21,856	
May	21,881	
June	21,881	

QUALITY

	Quantity	Base Number	Contract	AT	Region	England
% of FP17s for the same patient ID Re-attending within 3 months - Children	24	690	3.5%	9.8%	11.2%	11.4%
% of FP17s for the same patient ID Re-attending within 3 months - Adults	181	1,962	9.2%	13.5%	14.8%	15.4%
% of FP17s for the same patient ID Re-attending between 3 & 9 months - Children	381	690	55.2%	63.2%	60.9%	59.8%
% of FP17s for the same patient ID Re-attending between 3 & 9 months - Adults	928	1,962	47.3%	57.2%	53.2%	52.1%
% of FP17s for Band 1 Urgent Courses	82	2,279	3.6%	7.0%	8.3%	9.2%
% of FP17s Relating to Free Repair or Replacements	15	2,279	0.7%	0.7%	0.7%	0.7%
% of FP17s Relating to Continuations	29	2,279	1.3%	1.0%	0.8%	0.8%
% of Patients satisfied with the dentistry they have received	4	4	N/A	92.3%	93.2%	93.4%
% of Patients satisfied with the time they had to wait for an appointment	3	4	N/A	86.3%	88.5%	87.6%

* This is based on patients treated on this contract for their most recent course of treatment. Figures in italics indicate the base number of FP17s or Patient Questionnaire responses are less than 100. N/A is shown where the base number of responses is less than 10 during the period. % is calculated as Quantity/Base number*100

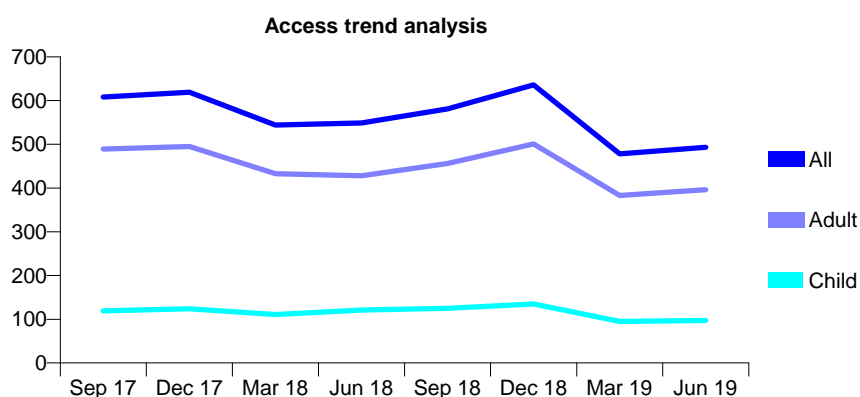
Q55 - Vital Signs At a Glance Contract Report for 151378/0001 - June 2019

Name or company name	Bulwell Dental Practice
Contract type name	GDS Contract
Purpose of contract	General
Contract start date	03/11/2008
Contract end date	

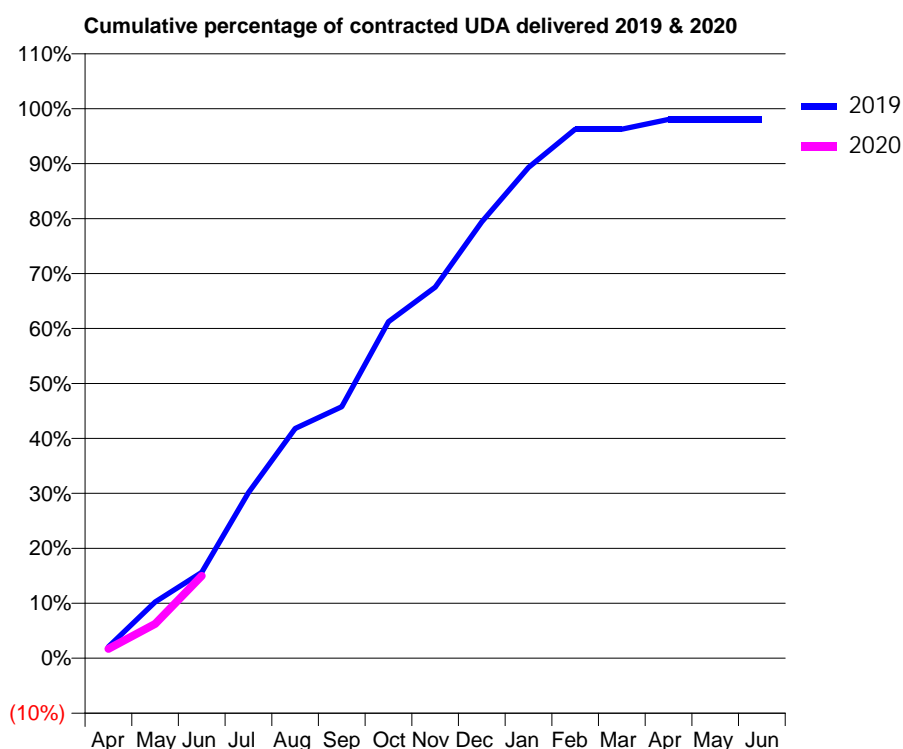
19/20 Contracted general activity (UDA)	2,345
Carry forward general activity (UDA)	0
19/20 Contracted orthodontic activity (UOA)	0
Carry forward orthodontic activity (UOA)	0
Baseline contract value	£55,847.49

ACCESS*

Patients seen in 24 months	Total	Change since previous quarter
Quarter ending June 2018	549	
Quarter ending September 2018	581	↑
Quarter ending December 2018	636	↑
Quarter ending March 2019	478	↓
Quarter ending June 2019	493	↑
Variance since June 2018	(10.2%)	↓



ACTIVITY



Month	2019	2020
April	49	40
May	240	147
June	367	351
July	706	
August	980	
September	1,073	
October	1,436	
November	1,583	
December	1,862	
January	2,094	
February	2,257	
March	2,257	
April	2,299	
May	2,299	
June	2,299	

QUALITY

	Quantity	Base Number	Contract	AT	Region	England
% of FP17s for the same patient ID Re-attending within 3 months - Children	0	26	0.0%	9.8%	11.2%	11.4%
% of FP17s for the same patient ID Re-attending within 3 months - Adults	7	111	6.3%	13.5%	14.8%	15.4%
% of FP17s for the same patient ID Re-attending between 3 & 9 months - Children	11	26	42.3%	63.2%	60.9%	59.8%
% of FP17s for the same patient ID Re-attending between 3 & 9 months - Adults	57	111	51.4%	57.2%	53.2%	52.1%
% of FP17s for Band 1 Urgent Courses	16	126	12.7%	7.0%	8.3%	9.2%
% of FP17s Relating to Free Repair or Replacements	1	126	0.8%	0.7%	0.7%	0.7%
% of FP17s Relating to Continuations	0	126	0.0%	1.0%	0.8%	0.8%
% of Patients satisfied with the dentistry they have received	0	0	N/A	92.3%	93.2%	93.4%
% of Patients satisfied with the time they had to wait for an appointment	0	0	N/A	86.3%	88.5%	87.6%

* This is based on patients treated on this contract for their most recent course of treatment.

Figures in italics indicate the base number of FP17s or Patient Questionnaire responses are less than 100. N/A is shown where the base number of responses is less than 10 during the period. % is calculated as Quantity/Base number*100

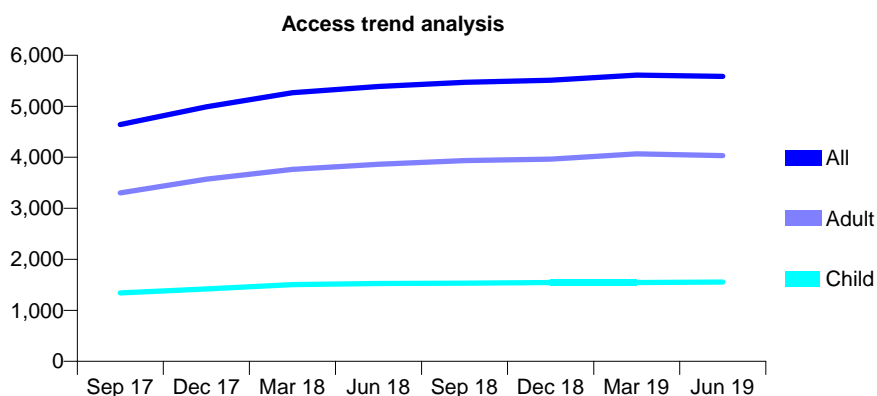
Q55 - Vital Signs At a Glance Contract Report for 153907/0002 - June 2019

Name or company name	Carlton Dental Care Limited
Contract type name	GDS Contract
Purpose of contract	General
Contract start date	06/04/2013
Contract end date	

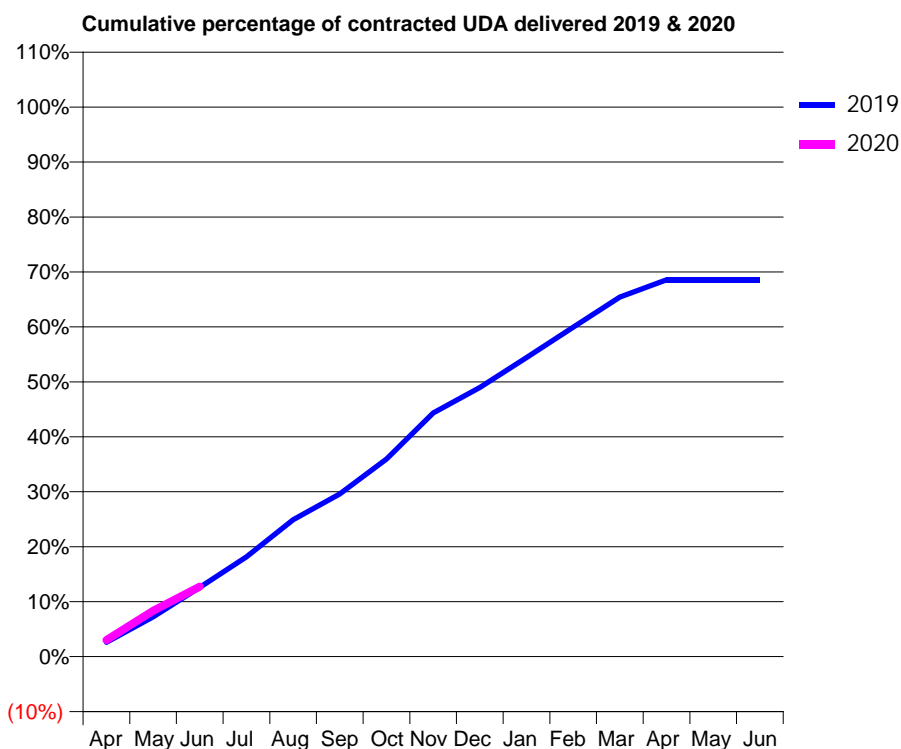
19/20 Contracted general activity (UDA)	17,441
Carry forward general activity (UDA)	0
19/20 Contracted orthodontic activity (UOA)	0
Carry forward orthodontic activity (UOA)	0
Baseline contract value	£482,647.82

ACCESS*

Patients seen in 24 months	Total	Change since previous quarter
Quarter ending June 2018	5,388	
Quarter ending September 2018	5,470	→
Quarter ending December 2018	5,509	→
Quarter ending March 2019	5,613	→
Quarter ending June 2019	5,585	→
Variance since June 2018	3.7%	↑



ACTIVITY



Month	Adjusted Scheduled Activity (UDA)	
	2019	2020
April	506	527
May	1,409	1,457
June	2,451	2,225
July	3,533	
August	4,842	
September	5,752	
October	6,988	
November	8,622	
December	9,523	
January	10,581	
February	11,654	
March	12,724	
April	13,332	
May	13,332	
June	13,332	

QUALITY

	Quantity	Base Number	Contract	AT	Region	England
% of FP17s for the same patient ID Re-attending within 3 months - Children	47	540	8.7%	9.8%	11.2%	11.4%
% of FP17s for the same patient ID Re-attending within 3 months - Adults	137	1,154	11.9%	13.5%	14.8%	15.4%
% of FP17s for the same patient ID Re-attending between 3 & 9 months - Children	332	540	61.5%	63.2%	60.9%	59.8%
% of FP17s for the same patient ID Re-attending between 3 & 9 months - Adults	651	1,154	56.4%	57.2%	53.2%	52.1%
% of FP17s for Band 1 Urgent Courses	56	1,175	4.8%	7.0%	8.3%	9.2%
% of FP17s Relating to Free Repair or Replacements	17	1,175	1.4%	0.7%	0.7%	0.7%
% of FP17s Relating to Continuations	28	1,175	2.4%	1.0%	0.8%	0.8%
% of Patients satisfied with the dentistry they have received	2	2	N/A	92.3%	93.2%	93.4%
% of Patients satisfied with the time they had to wait for an appointment	2	2	N/A	86.3%	88.5%	87.6%

* This is based on patients treated on this contract for their most recent course of treatment. Figures in italics indicate the base number of FP17s or Patient Questionnaire responses are less than 100. N/A is shown where the base number of responses is less than 10 during the period. % is calculated as Quantity/Base number*100

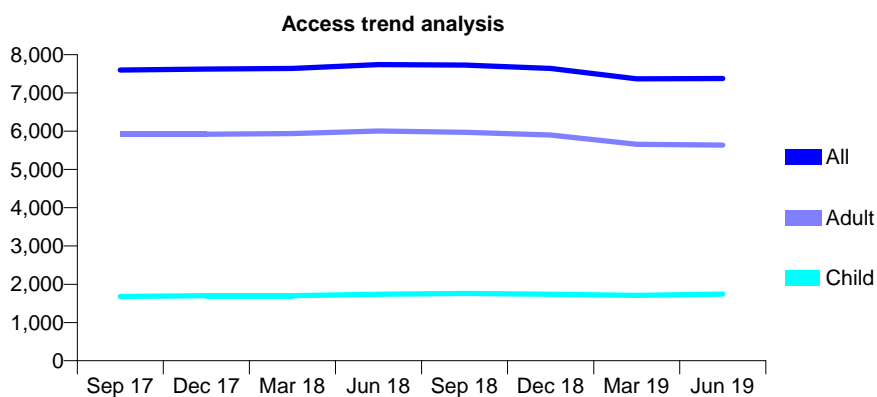
Q55 - Vital Signs At a Glance Contract Report for 154288/0001 - June 2019

Name or company name	D AND L JORDAN LIMITED
Contract type name	GDS Contract
Purpose of contract	General
Contract start date	01/04/2013
Contract end date	

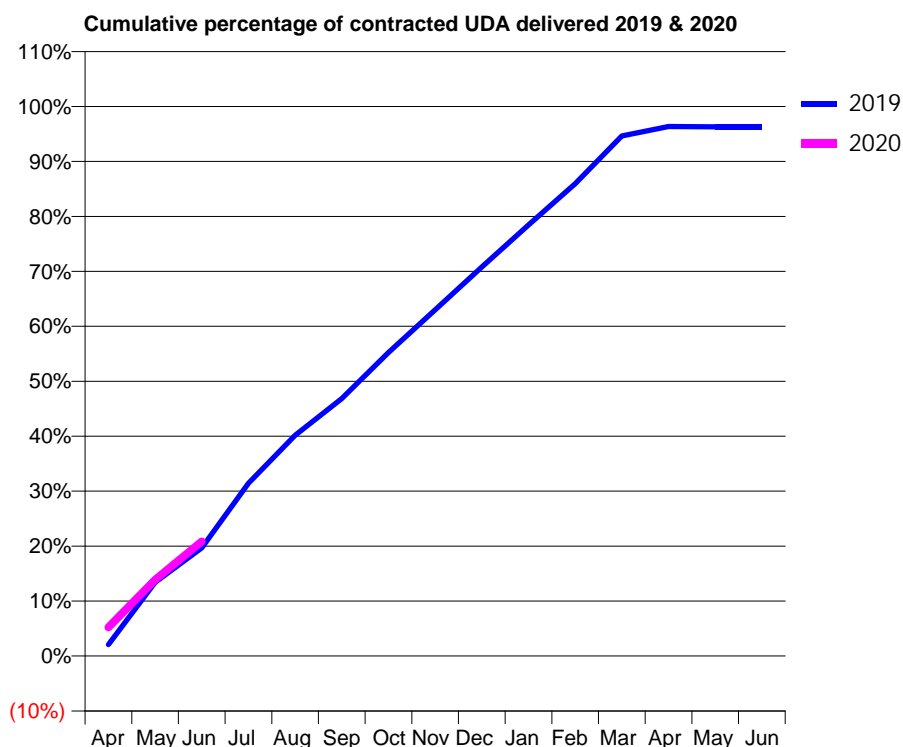
19/20 Contracted general activity (UDA)	19,075
Carry forward general activity (UDA)	0
19/20 Contracted orthodontic activity (UOA)	0
Carry forward orthodontic activity (UOA)	0
Baseline contract value	£531,191.81

ACCESS*

Patients seen in 24 months	Total	Change since previous quarter
Quarter ending June 2018	7,742	
Quarter ending September 2018	7,730	→
Quarter ending December 2018	7,640	↓
Quarter ending March 2019	7,366	↓
Quarter ending June 2019	7,378	→
Variance since June 2018	(4.7%)	↓



ACTIVITY



Month	Adjusted Scheduled Activity (UDA)	
	2019	2020
April	398	1,000
May	2,557	2,648
June	3,753	3,972
July	5,997	
August	7,665	
September	8,937	
October	10,533	
November	12,019	
December	13,500	
January	14,964	
February	16,399	
March	18,049	
April	18,378	
May	18,366	
June	18,365	

QUALITY

	Quantity	Base Number	Contract	AT	Region	England
% of FP17s for the same patient ID Re-attending within 3 months - Children	29	596	4.9%	9.8%	11.2%	11.4%
% of FP17s for the same patient ID Re-attending within 3 months - Adults	159	1,909	8.3%	13.5%	14.8%	15.4%
% of FP17s for the same patient ID Re-attending between 3 & 9 months - Children	408	596	68.5%	63.2%	60.9%	59.8%
% of FP17s for the same patient ID Re-attending between 3 & 9 months - Adults	1,308	1,909	68.5%	57.2%	53.2%	52.1%
% of FP17s for Band 1 Urgent Courses	111	2,290	4.8%	7.0%	8.3%	9.2%
% of FP17s Relating to Free Repair or Replacements	14	2,290	0.6%	0.7%	0.7%	0.7%
% of FP17s Relating to Continuations	13	2,290	0.6%	1.0%	0.8%	0.8%
% of Patients satisfied with the dentistry they have received	2	2	N/A	92.3%	93.2%	93.4%
% of Patients satisfied with the time they had to wait for an appointment	2	2	N/A	86.3%	88.5%	87.6%

* This is based on patients treated on this contract for their most recent course of treatment. Figures in italics indicate the base number of FP17s or Patient Questionnaire responses are less than 100. N/A is shown where the base number of responses is less than 10 during the period. % is calculated as Quantity/Base number*100

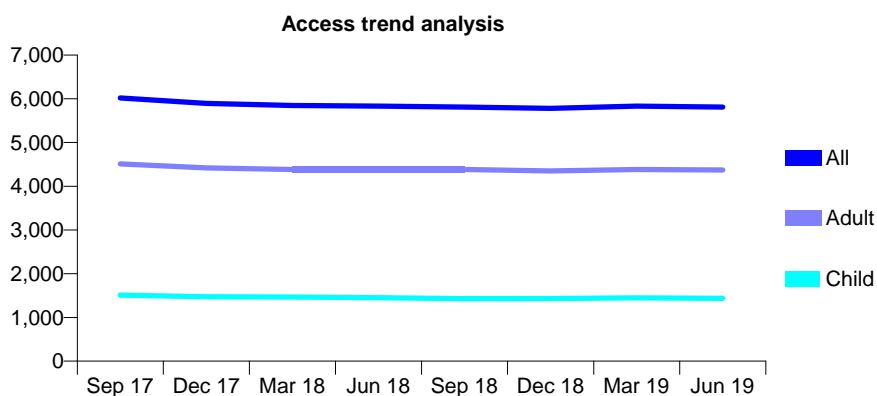
Q55 - Vital Signs At a Glance Contract Report for 154393/0001 - June 2019

Name or company name	Oswald House Dental Practice
Contract type name	GDS Contract
Purpose of contract	General
Contract start date	01/10/2013
Contract end date	

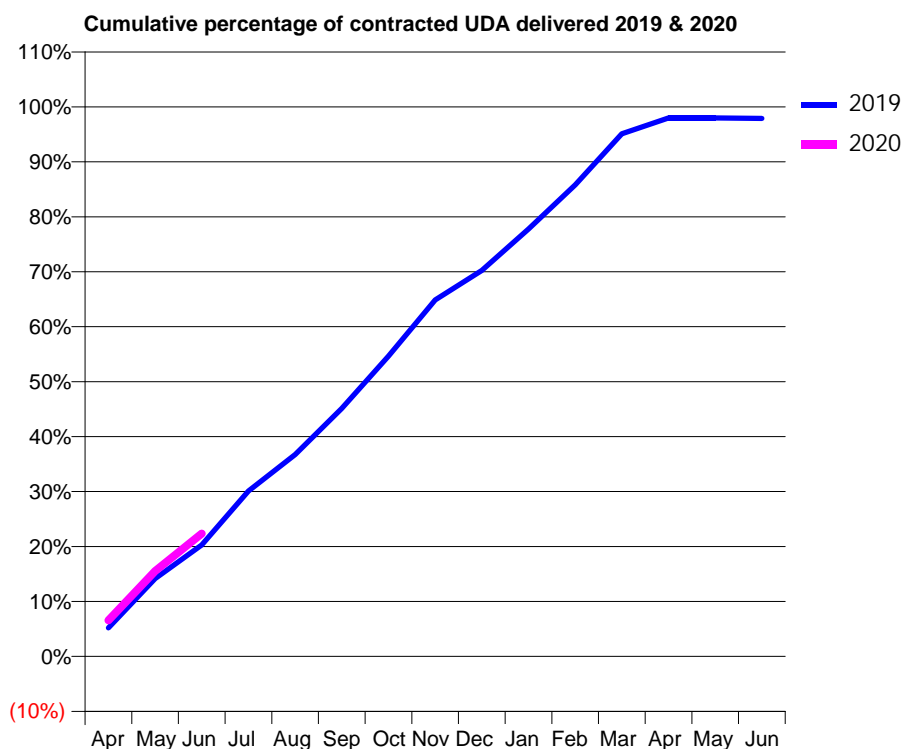
19/20 Contracted general activity (UDA)	16,083
Carry forward general activity (UDA)	0
19/20 Contracted orthodontic activity (UOA)	0
Carry forward orthodontic activity (UOA)	0
Baseline contract value	£347,724.21

ACCESS*

Patients seen in 24 months	Total	Change since previous quarter
Quarter ending June 2018	5,833	
Quarter ending September 2018	5,812	→
Quarter ending December 2018	5,783	→
Quarter ending March 2019	5,832	→
Quarter ending June 2019	5,811	→
Variance since June 2018	(0.4%)	→



ACTIVITY



Adjusted Scheduled Activity (UDA)		
Month	2019	2020
April	942	1,056
May	2,562	2,501
June	3,665	3,595
July	5,445	
August	6,647	
September	8,160	
October	9,880	
November	11,733	
December	12,698	
January	14,062	
February	15,518	
March	17,197	
April	17,715	
May	17,715	
June	17,704	

QUALITY

	Quantity	Base Number	Contract	AT	Region	England
% of FP17s for the same patient ID Re-attending within 3 months - Children	32	529	6.0%	9.8%	11.2%	11.4%
% of FP17s for the same patient ID Re-attending within 3 months - Adults	201	1,610	12.5%	13.5%	14.8%	15.4%
% of FP17s for the same patient ID Re-attending between 3 & 9 months - Children	383	529	72.4%	63.2%	60.9%	59.8%
% of FP17s for the same patient ID Re-attending between 3 & 9 months - Adults	1,044	1,610	64.8%	57.2%	53.2%	52.1%
% of FP17s for Band 1 Urgent Courses	111	1,871	5.9%	7.0%	8.3%	9.2%
% of FP17s Relating to Free Repair or Replacements	30	1,871	1.6%	0.7%	0.7%	0.7%
% of FP17s Relating to Continuations	20	1,871	1.1%	1.0%	0.8%	0.8%
% of Patients satisfied with the dentistry they have received	3	3	N/A	92.3%	93.2%	93.4%
% of Patients satisfied with the time they had to wait for an appointment	2	3	N/A	86.3%	88.5%	87.6%

* This is based on patients treated on this contract for their most recent course of treatment. Figures in italics indicate the base number of FP17s or Patient Questionnaire responses are less than 100. N/A is shown where the base number of responses is less than 10 during the period. % is calculated as Quantity/Base number*100

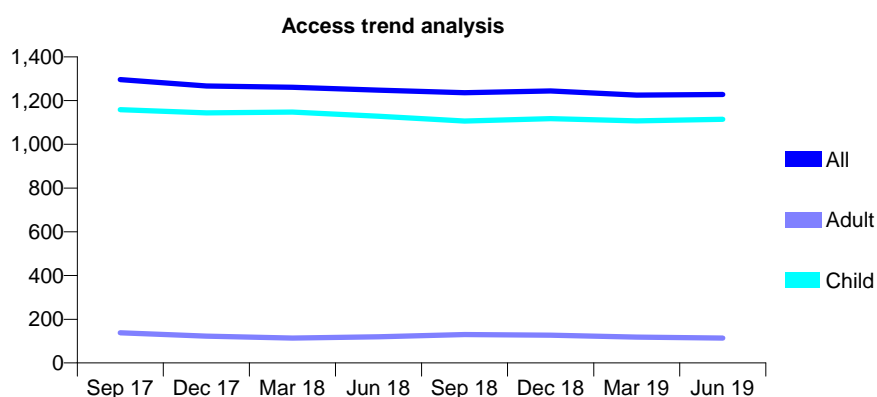
Q55 - Vital Signs At a Glance Contract Report for 157139/0001 - June 2019

Name or company name	Brompton House Dental Practice Limited
Contract type name	GDS Contract
Purpose of contract	General
Contract start date	01/04/2011
Contract end date	

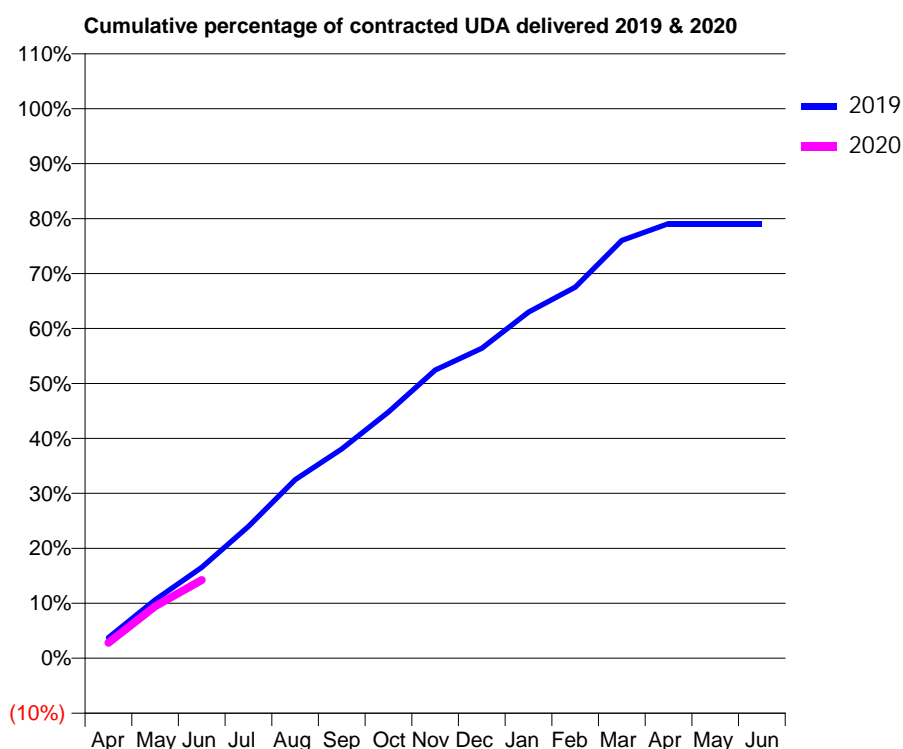
19/20 Contracted general activity (UDA)	3,450
Carry forward general activity (UDA)	0
19/20 Contracted orthodontic activity (UOA)	0
Carry forward orthodontic activity (UOA)	0
Baseline contract value	£95,069.16

ACCESS*

Patients seen in 24 months	Total	Change since previous quarter
Quarter ending June 2018	1,248	
Quarter ending September 2018	1,236	→
Quarter ending December 2018	1,244	→
Quarter ending March 2019	1,225	↓
Quarter ending June 2019	1,228	→
Variance since June 2018	(1.6%)	↓



ACTIVITY



Month	2019	2020
April	129	97
May	367	326
June	570	491
July	827	
August	1,120	
September	1,314	
October	1,546	
November	1,808	
December	1,946	
January	2,173	
February	2,329	
March	2,622	
April	2,728	
May	2,728	
June	2,728	

QUALITY

	Quantity	Base Number	Contract	AT	Region	England
% of FP17s for the same patient ID Re-attending within 3 months - Children	58	471	12.3%	9.8%	11.2%	11.4%
% of FP17s for the same patient ID Re-attending within 3 months - Adults	0	1	0.0%	13.5%	14.8%	15.4%
% of FP17s for the same patient ID Re-attending between 3 & 9 months - Children	321	471	68.2%	63.2%	60.9%	59.8%
% of FP17s for the same patient ID Re-attending between 3 & 9 months - Adults	0	1	0.0%	57.2%	53.2%	52.1%
% of FP17s for Band 1 Urgent Courses	16	394	4.1%	7.0%	8.3%	9.2%
% of FP17s Relating to Free Repair or Replacements	0	394	0.0%	0.7%	0.7%	0.7%
% of FP17s Relating to Continuations	0	394	0.0%	1.0%	0.8%	0.8%
% of Patients satisfied with the dentistry they have received	0	0	N/A	92.3%	93.2%	93.4%
% of Patients satisfied with the time they had to wait for an appointment	0	0	N/A	86.3%	88.5%	87.6%

* This is based on patients treated on this contract for their most recent course of treatment.

Figures in italics indicate the base number of FP17s or Patient Questionnaire responses are less than 100. N/A is shown where the base number of responses is less than 10 during the period. % is calculated as Quantity/Base number*100

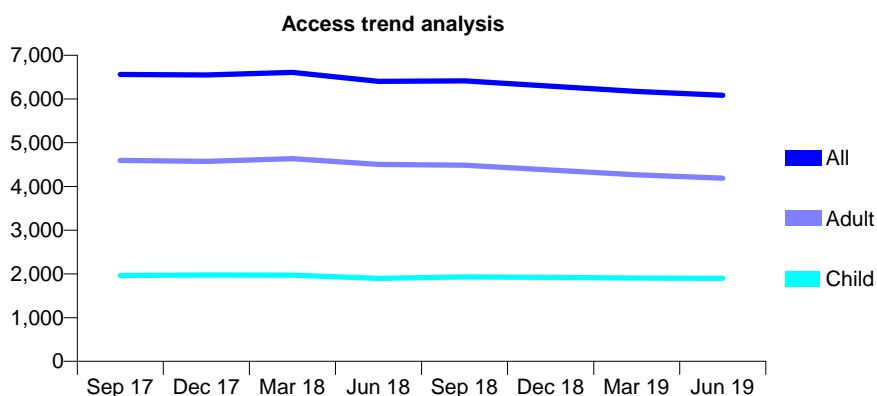
Q55 - Vital Signs At a Glance Contract Report for 158941/0001 - June 2019

Name or company name	D M Jordan Limited
Contract type name	GDS Contract
Purpose of contract	General
Contract start date	01/07/2012
Contract end date	

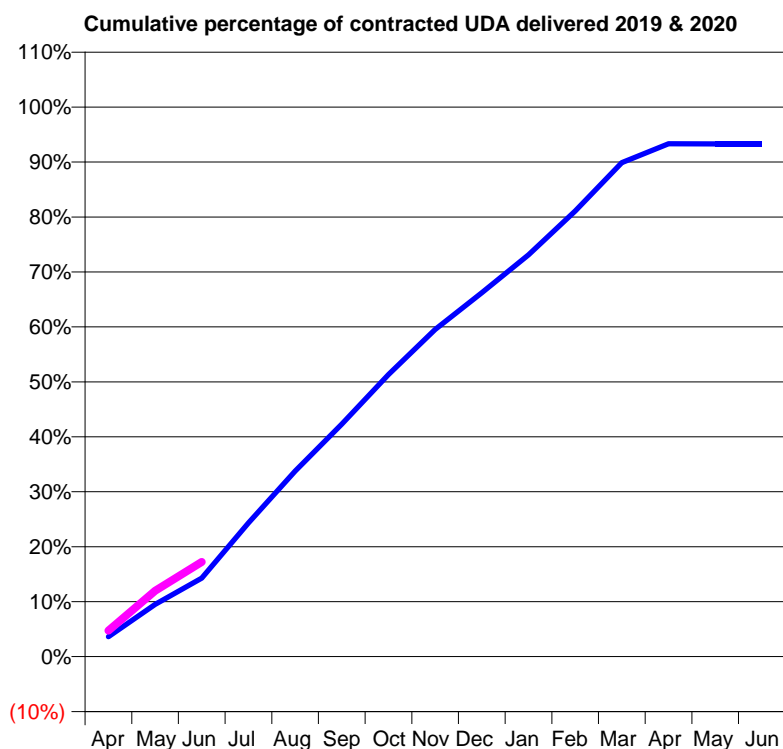
19/20 Contracted general activity (UDA)	21,500
Carry forward general activity (UDA)	0
19/20 Contracted orthodontic activity (UOA)	0
Carry forward orthodontic activity (UOA)	0
Baseline contract value	£526,513.27

ACCESS*

Patients seen in 24 months	Total	Change since previous quarter
Quarter ending June 2018	6,404	
Quarter ending September 2018	6,413	→
Quarter ending December 2018	6,295	↓
Quarter ending March 2019	6,171	↓
Quarter ending June 2019	6,088	↓
Variance since June 2018	(4.9%)	↓



ACTIVITY



Month	Adjusted Scheduled Activity (UDA)	
	2019	2020
April	778	1,022
May	2,041	2,573
June	3,073	3,705
July	5,228	
August	7,261	
September	9,098	
October	11,040	
November	12,802	
December	14,236	
January	15,716	
February	17,432	
March	19,324	
April	20,063	
May	20,057	
June	20,058	

QUALITY

	Quantity	Base Number	Contract	AT	Region	England
% of FP17s for the same patient ID Re-attending within 3 months - Children	58	926	6.3%	9.8%	11.2%	11.4%
% of FP17s for the same patient ID Re-attending within 3 months - Adults	141	1,442	9.8%	13.5%	14.8%	15.4%
% of FP17s for the same patient ID Re-attending between 3 & 9 months - Children	639	926	69.0%	63.2%	60.9%	59.8%
% of FP17s for the same patient ID Re-attending between 3 & 9 months - Adults	963	1,442	66.8%	57.2%	53.2%	52.1%
% of FP17s for Band 1 Urgent Courses	60	1,996	3.0%	7.0%	8.3%	9.2%
% of FP17s Relating to Free Repair or Replacements	11	1,996	0.6%	0.7%	0.7%	0.7%
% of FP17s Relating to Continuations	25	1,996	1.3%	1.0%	0.8%	0.8%
% of Patients satisfied with the dentistry they have received	1	1	N/A	92.3%	93.2%	93.4%
% of Patients satisfied with the time they had to wait for an appointment	0	1	N/A	86.3%	88.5%	87.6%

* This is based on patients treated on this contract for their most recent course of treatment. Figures in italics indicate the base number of FP17s or Patient Questionnaire responses are less than 100. N/A is shown where the base number of responses is less than 10 during the period. % is calculated as Quantity/Base number*100

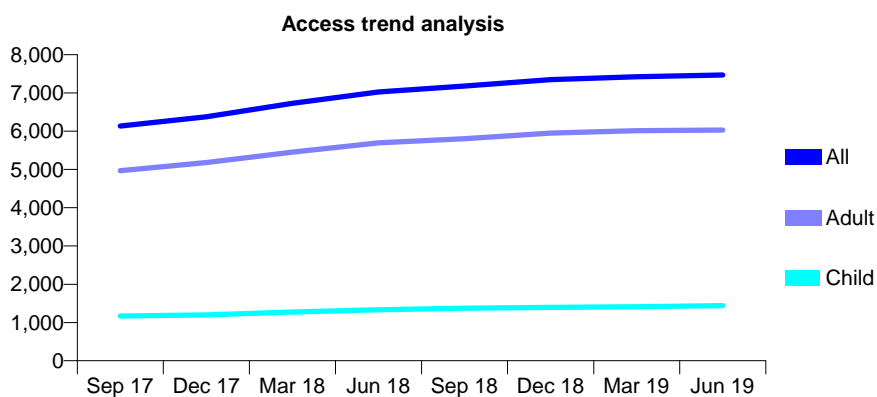
Q55 - Vital Signs At a Glance Contract Report for 160490/0001 - June 2019

Name or company name	Dr Chandan Sharma
Contract type name	GDS Contract
Purpose of contract	General
Contract start date	01/04/2012
Contract end date	

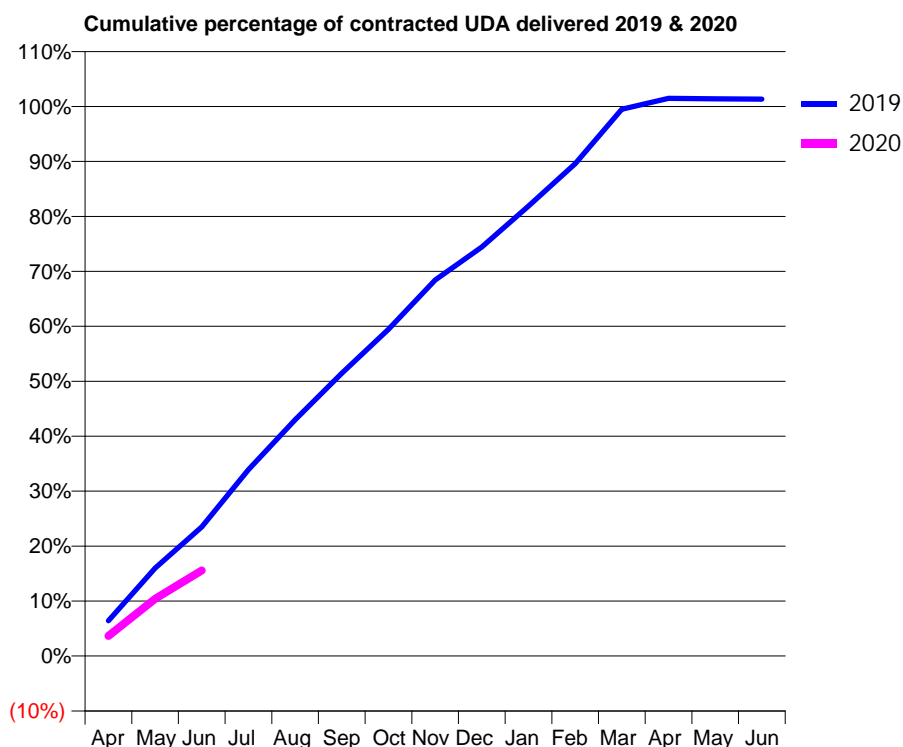
19/20 Contracted general activity (UDA)	16,786
Carry forward general activity (UDA)	0
19/20 Contracted orthodontic activity (UOA)	0
Carry forward orthodontic activity (UOA)	0
Baseline contract value	£452,786.06

ACCESS*

Patients seen in 24 months	Total	Change since previous quarter
Quarter ending June 2018	7,027	
Quarter ending September 2018	7,180	↑
Quarter ending December 2018	7,348	↑
Quarter ending March 2019	7,424	→
Quarter ending June 2019	7,470	→
Variance since June 2018	6.3%	↑



ACTIVITY



Month	Adjusted Scheduled Activity (UDA)	
	2019	2020
April	1,077	615
May	2,687	1,748
June	3,941	2,612
July	5,693	
August	7,217	
September	8,636	
October	9,978	
November	11,485	
December	12,493	
January	13,744	
February	15,038	
March	16,701	
April	17,033	
May	17,023	
June	17,011	

QUALITY

	Quantity	Base Number	Contract	AT	Region	England
% of FP17s for the same patient ID Re-attending within 3 months - Children	25	442	5.7%	9.8%	11.2%	11.4%
% of FP17s for the same patient ID Re-attending within 3 months - Adults	158	1,633	9.7%	13.5%	14.8%	15.4%
% of FP17s for the same patient ID Re-attending between 3 & 9 months - Children	278	442	62.9%	63.2%	60.9%	59.8%
% of FP17s for the same patient ID Re-attending between 3 & 9 months - Adults	817	1,633	50.0%	57.2%	53.2%	52.1%
% of FP17s for Band 1 Urgent Courses	139	1,691	8.2%	7.0%	8.3%	9.2%
% of FP17s Relating to Free Repair or Replacements	11	1,691	0.7%	0.7%	0.7%	0.7%
% of FP17s Relating to Continuations	4	1,691	0.2%	1.0%	0.8%	0.8%
% of Patients satisfied with the dentistry they have received	2	3	N/A	92.3%	93.2%	93.4%
% of Patients satisfied with the time they had to wait for an appointment	2	3	N/A	86.3%	88.5%	87.6%

* This is based on patients treated on this contract for their most recent course of treatment. Figures in italics indicate the base number of FP17s or Patient Questionnaire responses are less than 100. N/A is shown where the base number of responses is less than 10 during the period. % is calculated as Quantity/Base number*100

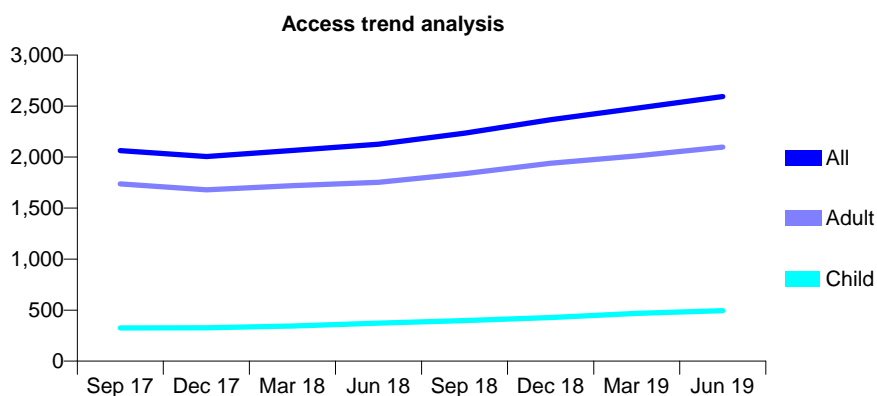
Q55 - Vital Signs At a Glance Contract Report for 160636/0001 - June 2019

Name or company name	Eyre Street Dental
Contract type name	GDS Contract
Purpose of contract	General
Contract start date	01/04/2015
Contract end date	

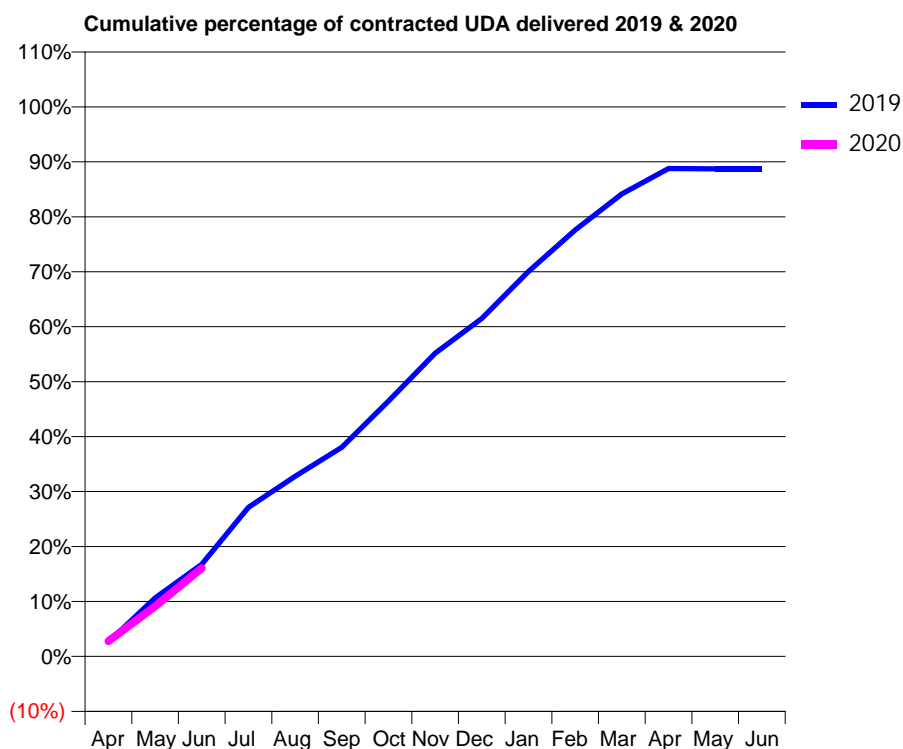
19/20 Contracted general activity (UDA)	9,028
Carry forward general activity (UDA)	0
19/20 Contracted orthodontic activity (UOA)	0
Carry forward orthodontic activity (UOA)	0
Baseline contract value	£258,835.45

ACCESS*

Patients seen in 24 months	Total	Change since previous quarter
Quarter ending June 2018	2,126	
Quarter ending September 2018	2,235	↑
Quarter ending December 2018	2,367	↑
Quarter ending March 2019	2,479	↑
Quarter ending June 2019	2,594	↑
Variance since June 2018	22.0%	↑



ACTIVITY



Month	2019	2020
April	237	250
May	960	825
June	1,513	1,451
July	2,448	
August	2,959	
September	3,437	
October	4,195	
November	4,982	
December	5,550	
January	6,325	
February	7,005	
March	7,596	
April	8,014	
May	8,010	
June	8,010	

QUALITY

	Quantity	Base Number	Contract	AT	Region	England
% of FP17s for the same patient ID Re-attending within 3 months - Children	9	173	5.2%	9.8%	11.2%	11.4%
% of FP17s for the same patient ID Re-attending within 3 months - Adults	40	768	5.2%	13.5%	14.8%	15.4%
% of FP17s for the same patient ID Re-attending between 3 & 9 months - Children	70	173	40.5%	63.2%	60.9%	59.8%
% of FP17s for the same patient ID Re-attending between 3 & 9 months - Adults	468	768	60.9%	57.2%	53.2%	52.1%
% of FP17s for Band 1 Urgent Courses	29	777	3.7%	7.0%	8.3%	9.2%
% of FP17s Relating to Free Repair or Replacements	10	777	1.3%	0.7%	0.7%	0.7%
% of FP17s Relating to Continuations	3	777	0.4%	1.0%	0.8%	0.8%
% of Patients satisfied with the dentistry they have received	2	2	N/A	92.3%	93.2%	93.4%
% of Patients satisfied with the time they had to wait for an appointment	2	2	N/A	86.3%	88.5%	87.6%

* This is based on patients treated on this contract for their most recent course of treatment. Figures in italics indicate the base number of FP17s or Patient Questionnaire responses are less than 100. N/A is shown where the base number of responses is less than 10 during the period. % is calculated as Quantity/Base number*100

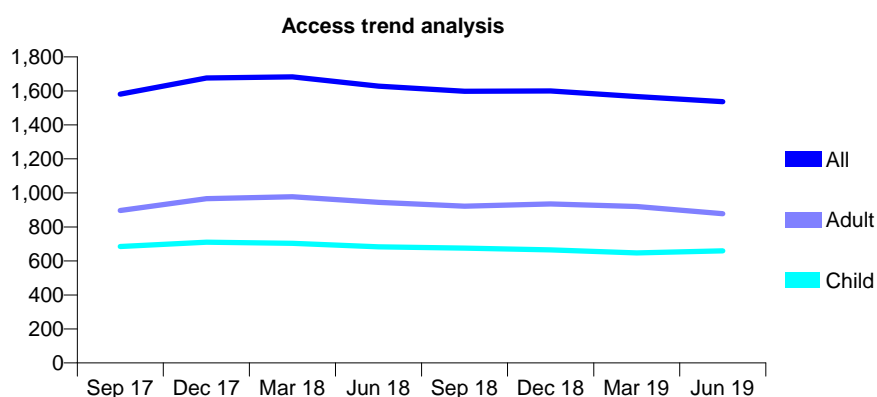
Q55 - Vital Signs At a Glance Contract Report for 161802/0001 - June 2019

Name or company name	Dental Surgery
Contract type name	GDS Contract
Purpose of contract	General
Contract start date	01/11/2012
Contract end date	

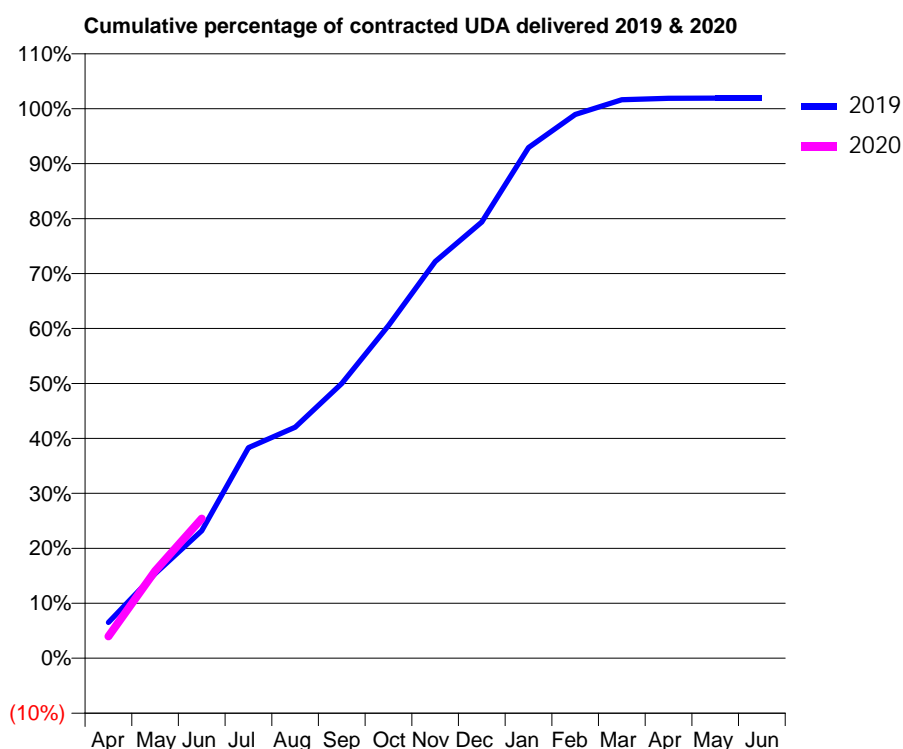
19/20 Contracted general activity (UDA)	5,966
Carry forward general activity (UDA)	0
19/20 Contracted orthodontic activity (UOA)	0
Carry forward orthodontic activity (UOA)	0
Baseline contract value	£208,786.86

ACCESS*

Patients seen in 24 months	Total	Change since previous quarter
Quarter ending June 2018	1,628	
Quarter ending September 2018	1,597	↓
Quarter ending December 2018	1,600	→
Quarter ending March 2019	1,567	↓
Quarter ending June 2019	1,537	↓
Variance since June 2018	(5.6%)	↓



ACTIVITY



Month	Adjusted Scheduled Activity (UDA)	
	2019	2020
April	389	237
May	918	947
June	1,385	1,517
July	2,285	
August	2,509	
September	2,982	
October	3,611	
November	4,306	
December	4,735	
January	5,542	
February	5,904	
March	6,062	
April	6,079	
May	6,080	
June	6,080	

QUALITY

	Quantity	Base Number	Contract	AT	Region	England
% of FP17s for the same patient ID Re-attending within 3 months - Children	38	392	9.7%	9.8%	11.2%	11.4%
% of FP17s for the same patient ID Re-attending within 3 months - Adults	77	335	23.0%	13.5%	14.8%	15.4%
% of FP17s for the same patient ID Re-attending between 3 & 9 months - Children	275	392	70.2%	63.2%	60.9%	59.8%
% of FP17s for the same patient ID Re-attending between 3 & 9 months - Adults	188	335	56.1%	57.2%	53.2%	52.1%
% of FP17s for Band 1 Urgent Courses	59	712	8.3%	7.0%	8.3%	9.2%
% of FP17s Relating to Free Repair or Replacements	0	712	0.0%	0.7%	0.7%	0.7%
% of FP17s Relating to Continuations	0	712	0.0%	1.0%	0.8%	0.8%
% of Patients satisfied with the dentistry they have received	2	2	N/A	92.3%	93.2%	93.4%
% of Patients satisfied with the time they had to wait for an appointment	2	2	N/A	86.3%	88.5%	87.6%

* This is based on patients treated on this contract for their most recent course of treatment.

Figures in italics indicate the base number of FP17s or Patient Questionnaire responses are less than 100. N/A is shown where the base number of responses is less than 10 during the period. % is calculated as Quantity/Base number*100

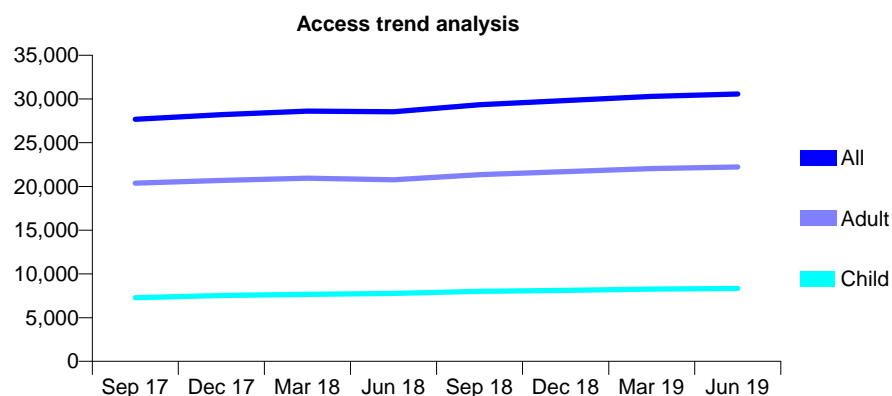
Q55 - Vital Signs At a Glance Contract Report for 162906/0001 - June 2019

Name or company name	Seven Dental & 2 Colwick Road
Contract type name	GDS Contract
Purpose of contract	General
Contract start date	01/04/2006
Contract end date	

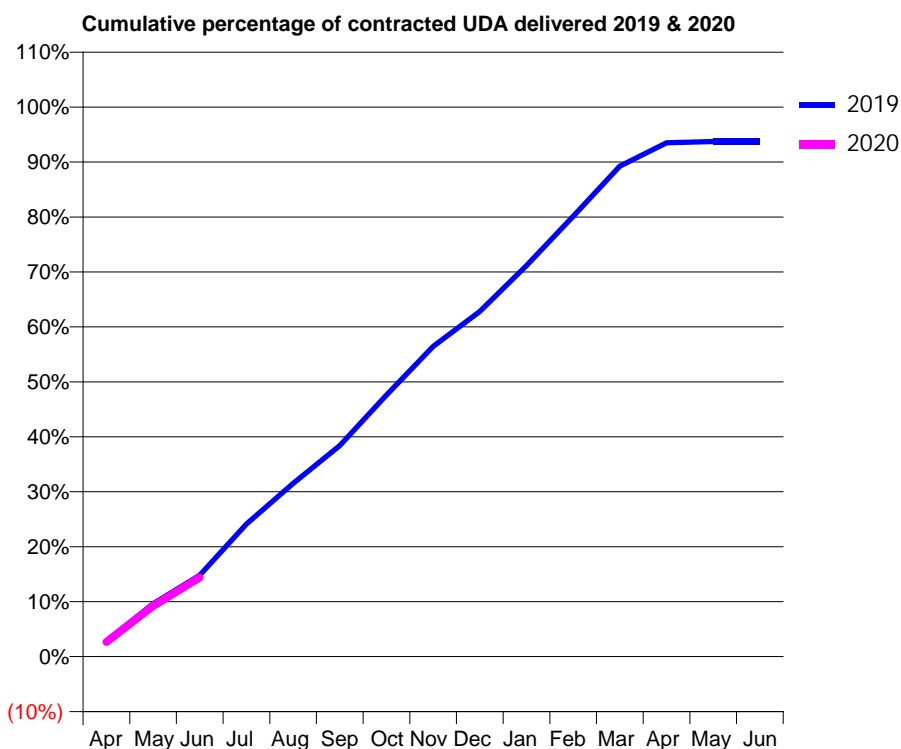
19/20 Contracted general activity (UDA)	90,476
Carry forward general activity (UDA)	0
19/20 Contracted orthodontic activity (UOA)	0
Carry forward orthodontic activity (UOA)	0
Baseline contract value	£2,800,975.72

ACCESS*

Patients seen in 24 months	Total	Change since previous quarter
Quarter ending June 2018	28,534	
Quarter ending September 2018	29,345	↑
Quarter ending December 2018	29,820	→
Quarter ending March 2019	30,300	→
Quarter ending June 2019	30,563	→
Variance since June 2018	7.1%	↑



ACTIVITY



Month	Adjusted Scheduled Activity (UDA)	
	2019	2020
April	2,809	2,405
May	9,664	8,333
June	14,881	13,030
July	24,252	
August	31,690	
September	38,597	
October	47,816	
November	56,727	
December	63,098	
January	71,502	
February	80,529	
March	89,670	
April	93,939	
May	94,182	
June	94,182	

QUALITY

	Quantity	Base Number	Contract	AT	Region	England
% of FP17s for the same patient ID Re-attending within 3 months - Children	239	2,285	10.5%	9.8%	11.2%	11.4%
% of FP17s for the same patient ID Re-attending within 3 months - Adults	808	4,830	16.7%	13.5%	14.8%	15.4%
% of FP17s for the same patient ID Re-attending between 3 & 9 months - Children	1,230	2,285	53.8%	63.2%	60.9%	59.8%
% of FP17s for the same patient ID Re-attending between 3 & 9 months - Adults	1,745	4,830	36.1%	57.2%	53.2%	52.1%
% of FP17s for Band 1 Urgent Courses	758	5,382	14.1%	7.0%	8.3%	9.2%
% of FP17s Relating to Free Repair or Replacements	3	5,382	0.1%	0.7%	0.7%	0.7%
% of FP17s Relating to Continuations	139	5,382	2.6%	1.0%	0.8%	0.8%
% of Patients satisfied with the dentistry they have received	10	10	100.0%	92.3%	93.2%	93.4%
% of Patients satisfied with the time they had to wait for an appointment	8	10	80.0%	86.3%	88.5%	87.6%

* This is based on patients treated on this contract for their most recent course of treatment. Figures in italics indicate the base number of FP17s or Patient Questionnaire responses are less than 100. N/A is shown where the base number of responses is less than 10 during the period. % is calculated as Quantity/Base number*100

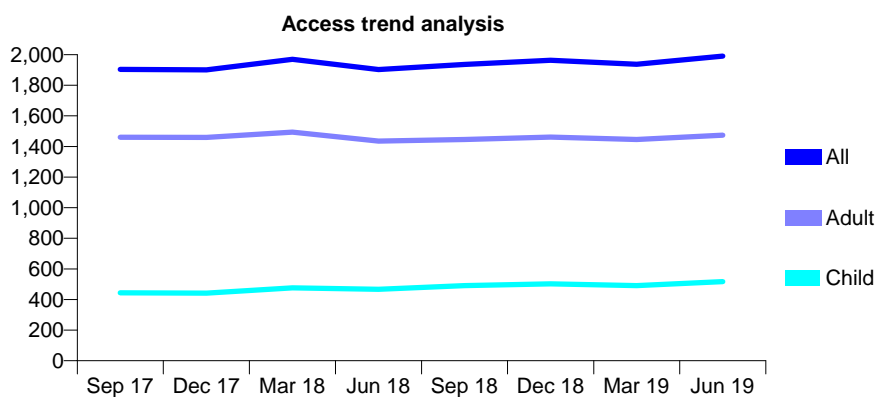
Q55 - Vital Signs At a Glance Contract Report for 162906/0002 - June 2019

Name or company name	Seven Dental & 2 Colwick Road
Contract type name	GDS Contract
Purpose of contract	General
Contract start date	01/04/2006
Contract end date	

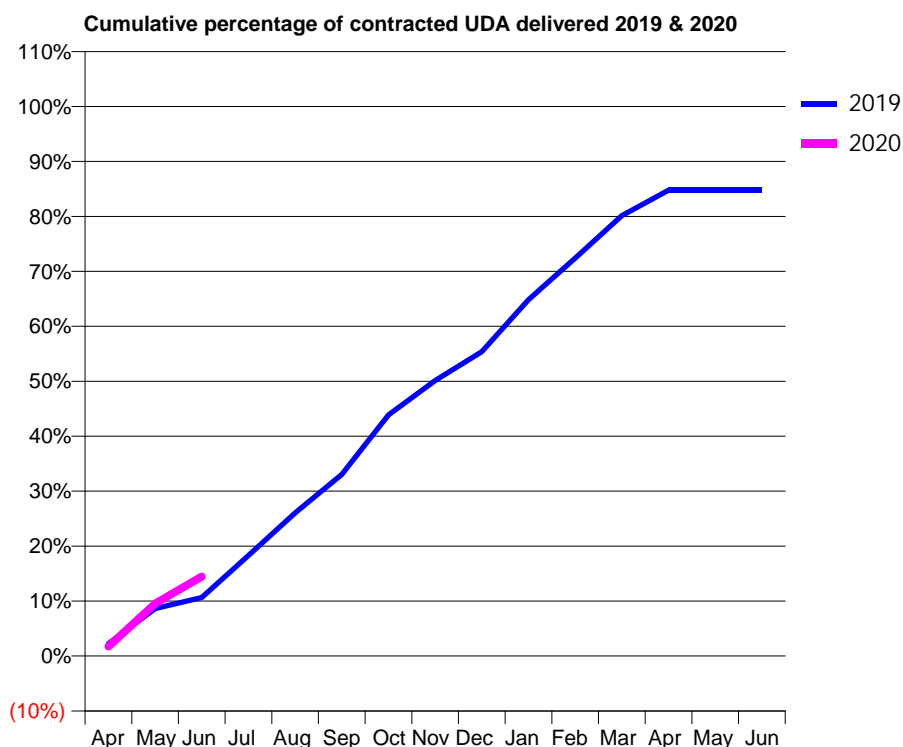
19/20 Contracted general activity (UDA)	8,140
Carry forward general activity (UDA)	0
19/20 Contracted orthodontic activity (UOA)	0
Carry forward orthodontic activity (UOA)	0
Baseline contract value	£248,364.55

ACCESS*

Patients seen in 24 months	Total	Change since previous quarter
Quarter ending June 2018	1,903	
Quarter ending September 2018	1,936	→
Quarter ending December 2018	1,964	→
Quarter ending March 2019	1,937	↓
Quarter ending June 2019	1,991	↑
Variance since June 2018	4.6%	↑



ACTIVITY



Month	Adjusted Scheduled Activity (UDA)	
	2019	2020
April	185	142
May	705	778
June	866	1,179
July	1,491	
August	2,120	
September	2,690	
October	3,571	
November	4,079	
December	4,506	
January	5,278	
February	5,894	
March	6,521	
April	6,898	
May	6,898	
June	6,898	

QUALITY

	Quantity	Base Number	Contract	AT	Region	England
% of FP17s for the same patient ID Re-attending within 3 months - Children	17	171	9.9%	9.8%	11.2%	11.4%
% of FP17s for the same patient ID Re-attending within 3 months - Adults	53	387	13.7%	13.5%	14.8%	15.4%
% of FP17s for the same patient ID Re-attending between 3 & 9 months - Children	89	171	52.0%	63.2%	60.9%	59.8%
% of FP17s for the same patient ID Re-attending between 3 & 9 months - Adults	158	387	40.8%	57.2%	53.2%	52.1%
% of FP17s for Band 1 Urgent Courses	54	426	12.7%	7.0%	8.3%	9.2%
% of FP17s Relating to Free Repair or Replacements	7	426	1.6%	0.7%	0.7%	0.7%
% of FP17s Relating to Continuations	1	426	0.2%	1.0%	0.8%	0.8%
% of Patients satisfied with the dentistry they have received	1	2	N/A	92.3%	93.2%	93.4%
% of Patients satisfied with the time they had to wait for an appointment	1	2	N/A	86.3%	88.5%	87.6%

* This is based on patients treated on this contract for their most recent course of treatment. Figures in italics indicate the base number of FP17s or Patient Questionnaire responses are less than 100. N/A is shown where the base number of responses is less than 10 during the period. % is calculated as Quantity/Base number*100

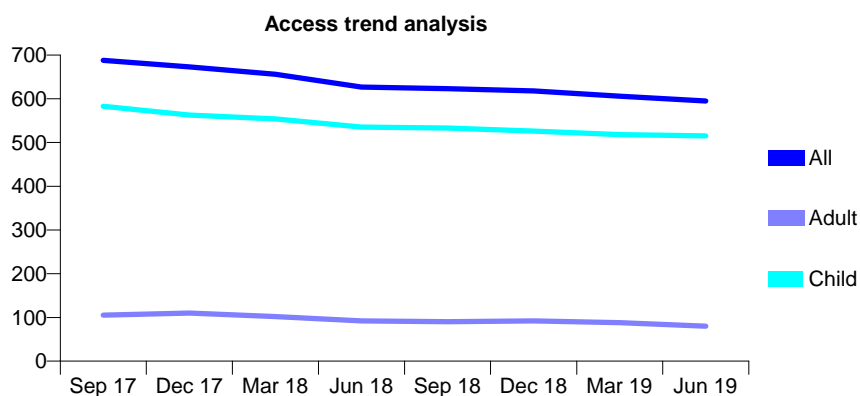
Q55 - Vital Signs At a Glance Contract Report for 163627/0001 - June 2019

Name or company name	High Street Dental Limited
Contract type name	GDS Contract
Purpose of contract	General
Contract start date	01/10/2015
Contract end date	

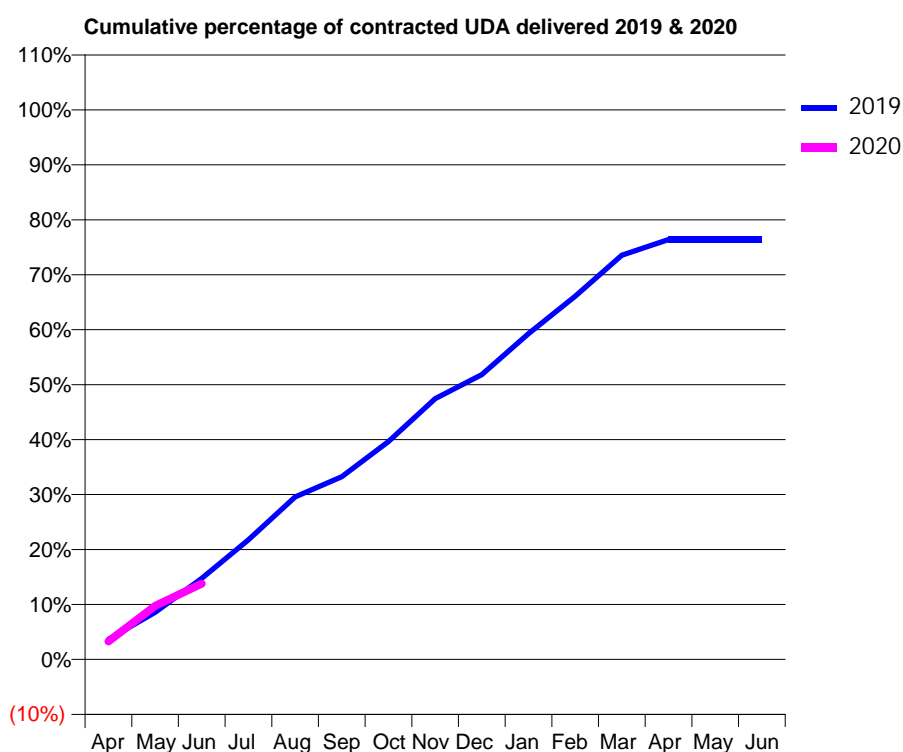
19/20 Contracted general activity (UDA)	2,280
Carry forward general activity (UDA)	0
19/20 Contracted orthodontic activity (UOA)	0
Carry forward orthodontic activity (UOA)	0
Baseline contract value	£50,762.65

ACCESS*

Patients seen in 24 months	Total	Change since previous quarter
Quarter ending June 2018	627	
Quarter ending September 2018	623	→
Quarter ending December 2018	618	→
Quarter ending March 2019	606	↓
Quarter ending June 2019	595	↓
Variance since June 2018	(5.1%)	↓



ACTIVITY



Month	Adjusted Scheduled Activity (UDA)	
	2019	2020
April	83	75
May	196	222
June	337	315
July	497	
August	674	
September	758	
October	904	
November	1,082	
December	1,181	
January	1,352	
February	1,507	
March	1,677	
April	1,742	
May	1,742	
June	1,742	

QUALITY

	Quantity	Base Number	Contract	AT	Region	England
% of FP17s for the same patient ID Re-attending within 3 months - Children	24	222	10.8%	9.8%	11.2%	11.4%
% of FP17s for the same patient ID Re-attending within 3 months - Adults	1	14	7.1%	13.5%	14.8%	15.4%
% of FP17s for the same patient ID Re-attending between 3 & 9 months - Children	172	222	77.5%	63.2%	60.9%	59.8%
% of FP17s for the same patient ID Re-attending between 3 & 9 months - Adults	12	14	85.7%	57.2%	53.2%	52.1%
% of FP17s for Band 1 Urgent Courses	4	189	2.1%	7.0%	8.3%	9.2%
% of FP17s Relating to Free Repair or Replacements	0	189	0.0%	0.7%	0.7%	0.7%
% of FP17s Relating to Continuations	6	189	3.2%	1.0%	0.8%	0.8%
% of Patients satisfied with the dentistry they have received	0	0	N/A	92.3%	93.2%	93.4%
% of Patients satisfied with the time they had to wait for an appointment	0	0	N/A	86.3%	88.5%	87.6%

* This is based on patients treated on this contract for their most recent course of treatment. Figures in italics indicate the base number of FP17s or Patient Questionnaire responses are less than 100. N/A is shown where the base number of responses is less than 10 during the period. % is calculated as Quantity/Base number*100

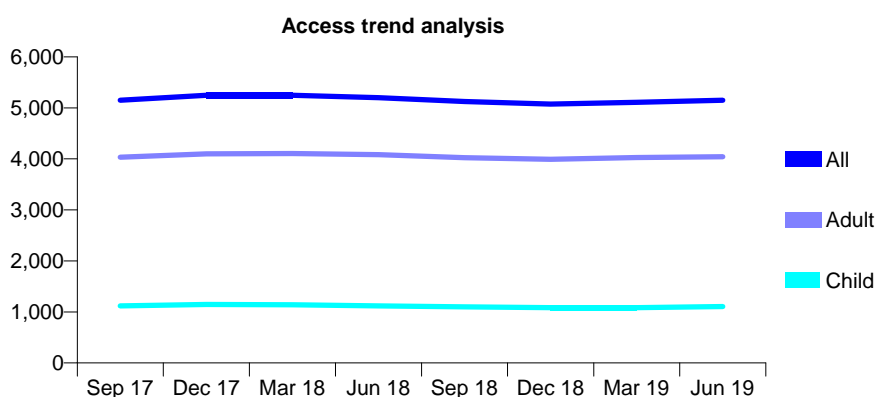
Q55 - Vital Signs At a Glance Contract Report for 164127/0001 - June 2019

Name or company name	Park Road Dental Practice
Contract type name	GDS Contract
Purpose of contract	General
Contract start date	01/10/2015
Contract end date	

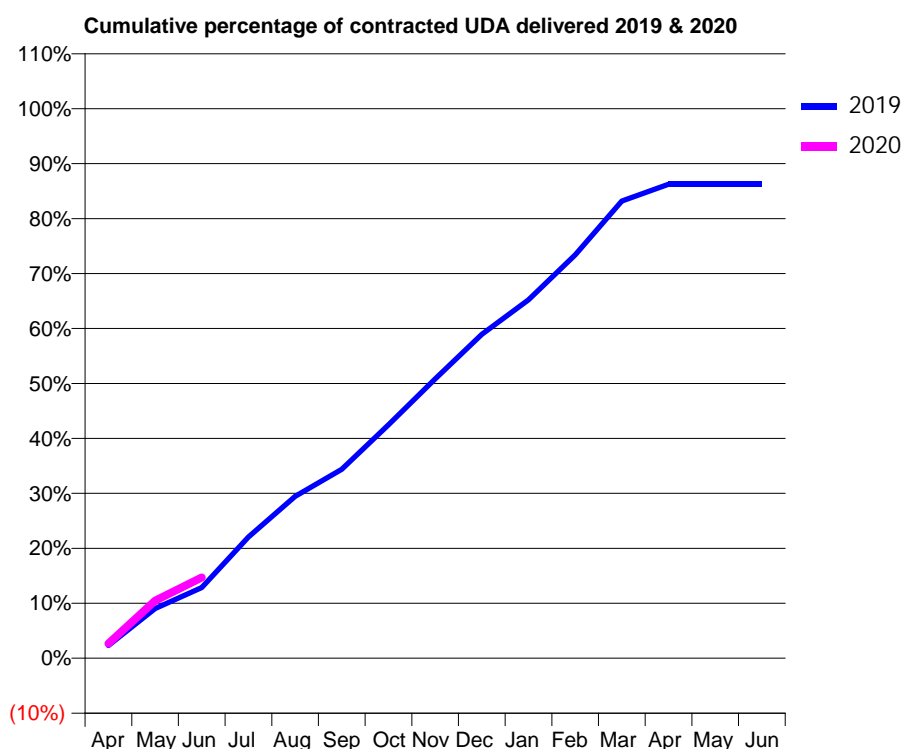
19/20 Contracted general activity (UDA)	17,825
Carry forward general activity (UDA)	0
19/20 Contracted orthodontic activity (UOA)	0
Carry forward orthodontic activity (UOA)	0
Baseline contract value	£378,442.06

ACCESS*

Patients seen in 24 months	Total	Change since previous quarter
Quarter ending June 2018	5,199	
Quarter ending September 2018	5,125	↓
Quarter ending December 2018	5,076	→
Quarter ending March 2019	5,111	→
Quarter ending June 2019	5,150	→
Variance since June 2018	(0.9%)	→



ACTIVITY



Month	2019	2020
April	413	475
May	1,613	1,866
June	2,296	2,619
July	3,933	
August	5,252	
September	6,127	
October	7,571	
November	9,061	
December	10,504	
January	11,625	
February	13,082	
March	14,828	
April	15,374	
May	15,375	
June	15,375	

QUALITY

	Quantity	Base Number	Contract	AT	Region	England
% of FP17s for the same patient ID Re-attending within 3 months - Children	20	374	5.3%	9.8%	11.2%	11.4%
% of FP17s for the same patient ID Re-attending within 3 months - Adults	124	1,248	9.9%	13.5%	14.8%	15.4%
% of FP17s for the same patient ID Re-attending between 3 & 9 months - Children	251	374	67.1%	63.2%	60.9%	59.8%
% of FP17s for the same patient ID Re-attending between 3 & 9 months - Adults	866	1,248	69.4%	57.2%	53.2%	52.1%
% of FP17s for Band 1 Urgent Courses	37	1,354	2.7%	7.0%	8.3%	9.2%
% of FP17s Relating to Free Repair or Replacements	11	1,354	0.8%	0.7%	0.7%	0.7%
% of FP17s Relating to Continuations	1	1,354	0.1%	1.0%	0.8%	0.8%
% of Patients satisfied with the dentistry they have received	6	6	N/A	92.3%	93.2%	93.4%
% of Patients satisfied with the time they had to wait for an appointment	6	6	N/A	86.3%	88.5%	87.6%

* This is based on patients treated on this contract for their most recent course of treatment.

Figures in italics indicate the base number of FP17s or Patient Questionnaire responses are less than 100. N/A is shown where the base number of responses is less than 10 during the period. % is calculated as Quantity/Base number*100

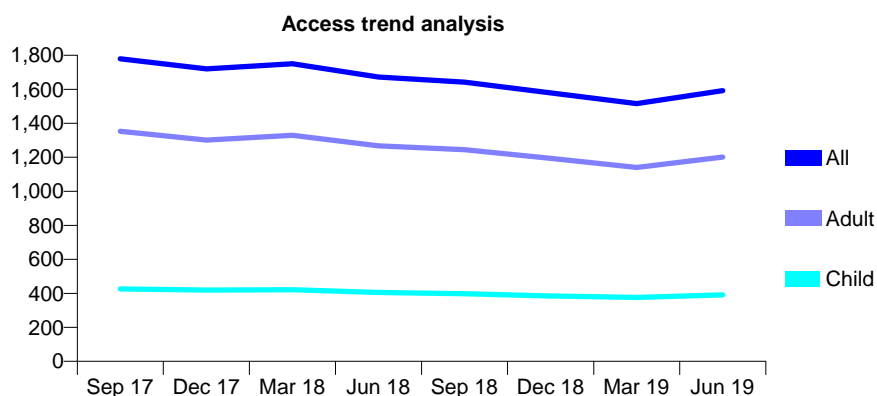
Q55 - Vital Signs At a Glance Contract Report for 166111/0001 - June 2019

Name or company name	Hathersage Dental Surgery
Contract type name	GDS Contract
Purpose of contract	General
Contract start date	01/06/2013
Contract end date	

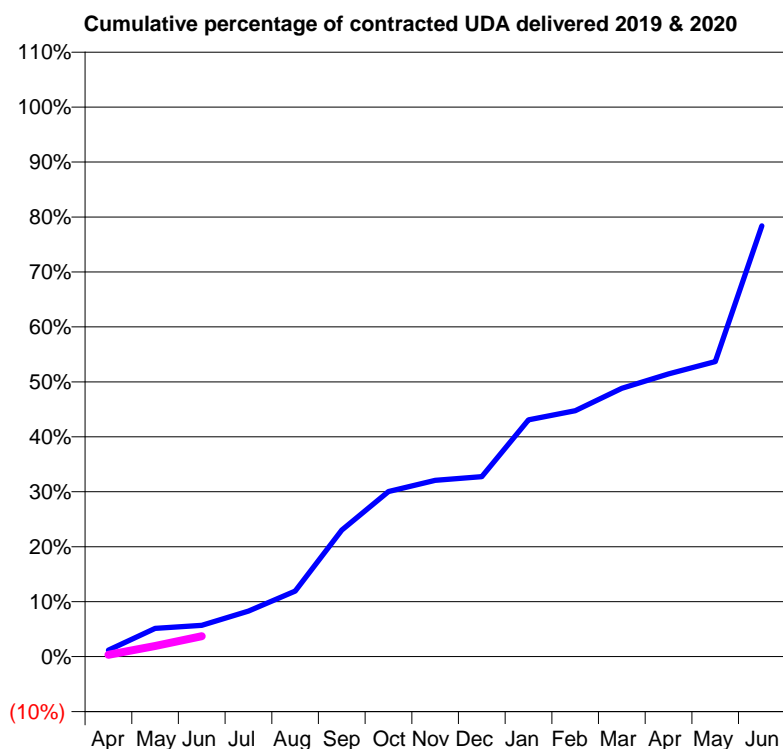
19/20 Contracted general activity (UDA)	5,158
Carry forward general activity (UDA)	0
19/20 Contracted orthodontic activity (UOA)	0
Carry forward orthodontic activity (UOA)	0
Baseline contract value	£154,239.25

ACCESS*

Patients seen in 24 months	Total	Change since previous quarter
Quarter ending June 2018	1,672	
Quarter ending September 2018	1,642	↓
Quarter ending December 2018	1,579	↓
Quarter ending March 2019	1,516	↓
Quarter ending June 2019	1,592	↑
Variance since June 2018	(4.8%)	↓



ACTIVITY



Month	Adjusted Scheduled Activity (UDA)	
	2019	2020
April	60	17
May	266	100
June	293	192
July	427	
August	615	
September	1,187	
October	1,550	
November	1,654	
December	1,689	
January	2,222	
February	2,308	
March	2,518	
April	2,652	
May	2,769	
June	4,042	

QUALITY

	Quantity	Base Number	Contract	AT	Region	England
% of FP17s for the same patient ID Re-attending within 3 months - Children	38	213	17.8%	9.8%	11.2%	11.4%
% of FP17s for the same patient ID Re-attending within 3 months - Adults	119	679	17.5%	13.5%	14.8%	15.4%
% of FP17s for the same patient ID Re-attending between 3 & 9 months - Children	118	213	55.4%	63.2%	60.9%	59.8%
% of FP17s for the same patient ID Re-attending between 3 & 9 months - Adults	319	679	47.0%	57.2%	53.2%	52.1%
% of FP17s for Band 1 Urgent Courses	6	136	4.4%	7.0%	8.3%	9.2%
% of FP17s Relating to Free Repair or Replacements	0	136	0.0%	0.7%	0.7%	0.7%
% of FP17s Relating to Continuations	2	136	1.5%	1.0%	0.8%	0.8%
% of Patients satisfied with the dentistry they have received	3	3	N/A	92.3%	93.2%	93.4%
% of Patients satisfied with the time they had to wait for an appointment	3	3	N/A	86.3%	88.5%	87.6%

* This is based on patients treated on this contract for their most recent course of treatment. Figures in italics indicate the base number of FP17s or Patient Questionnaire responses are less than 100. N/A is shown where the base number of responses is less than 10 during the period. % is calculated as Quantity/Base number*100

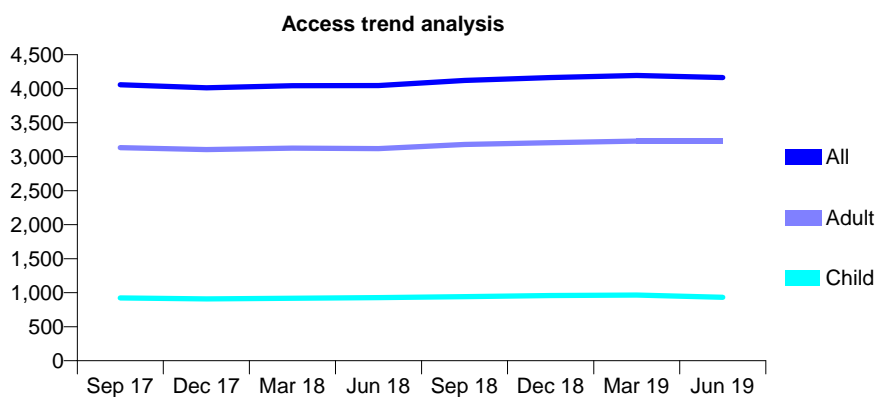
Q55 - Vital Signs At a Glance Contract Report for 167924/0001 - June 2019

Name or company name	Killamarsh Dental Practice Ltd
Contract type name	GDS Contract
Purpose of contract	General
Contract start date	01/11/2012
Contract end date	

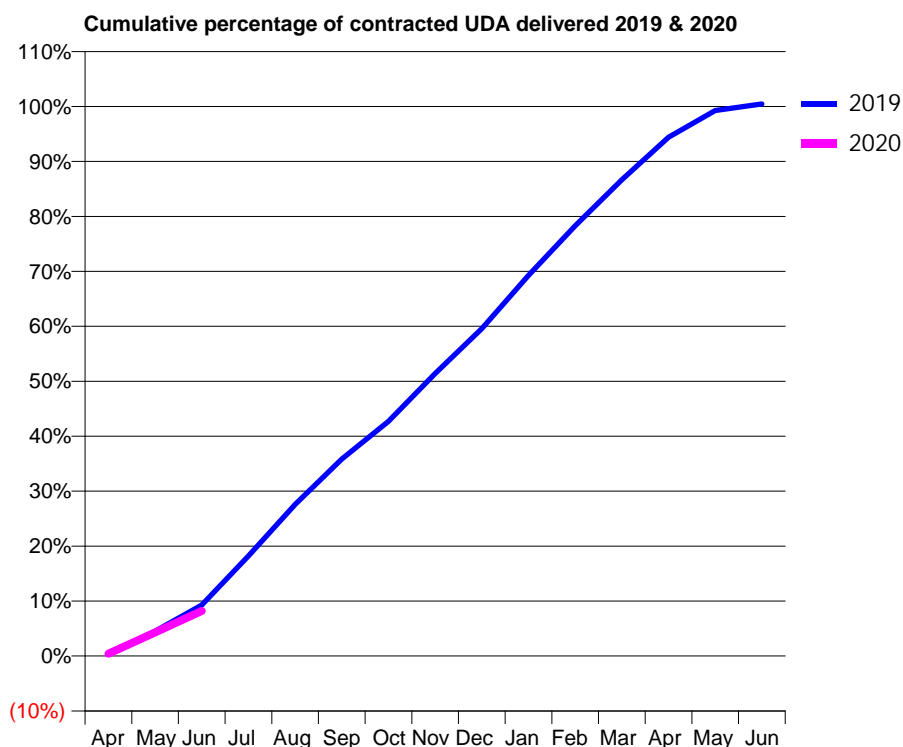
19/20 Contracted general activity (UDA)	13,259
Carry forward general activity (UDA)	0
19/20 Contracted orthodontic activity (UOA)	0
Carry forward orthodontic activity (UOA)	0
Baseline contract value	£357,191.28

ACCESS*

Patients seen in 24 months	Total	Change since previous quarter
Quarter ending June 2018	4,046	
Quarter ending September 2018	4,121	→
Quarter ending December 2018	4,164	→
Quarter ending March 2019	4,194	→
Quarter ending June 2019	4,164	→
Variance since June 2018	2.9%	↑



ACTIVITY



Month	Adjusted Scheduled Activity (UDA)	
	2019	2020
April	52	58
May	668	572
June	1,371	1,087
July	2,687	
August	4,073	
September	5,287	
October	6,300	
November	7,589	
December	8,792	
January	10,223	
February	11,556	
March	12,786	
April	13,929	
May	14,651	
June	14,828	

QUALITY

	Quantity	Base Number	Contract	AT	Region	England
% of FP17s for the same patient ID Re-attending within 3 months - Children	24	342	7.0%	9.8%	11.2%	11.4%
% of FP17s for the same patient ID Re-attending within 3 months - Adults	151	1,218	12.4%	13.5%	14.8%	15.4%
% of FP17s for the same patient ID Re-attending between 3 & 9 months - Children	268	342	78.4%	63.2%	60.9%	59.8%
% of FP17s for the same patient ID Re-attending between 3 & 9 months - Adults	869	1,218	71.3%	57.2%	53.2%	52.1%
% of FP17s for Band 1 Urgent Courses	32	553	5.8%	7.0%	8.3%	9.2%
% of FP17s Relating to Free Repair or Replacements	12	553	2.2%	0.7%	0.7%	0.7%
% of FP17s Relating to Continuations	0	553	0.0%	1.0%	0.8%	0.8%
% of Patients satisfied with the dentistry they have received	13	13	100.0%	92.3%	93.2%	93.4%
% of Patients satisfied with the time they had to wait for an appointment	11	13	84.6%	86.3%	88.5%	87.6%

* This is based on patients treated on this contract for their most recent course of treatment. Figures in italics indicate the base number of FP17s or Patient Questionnaire responses are less than 100. N/A is shown where the base number of responses is less than 10 during the period. % is calculated as Quantity/Base number*100

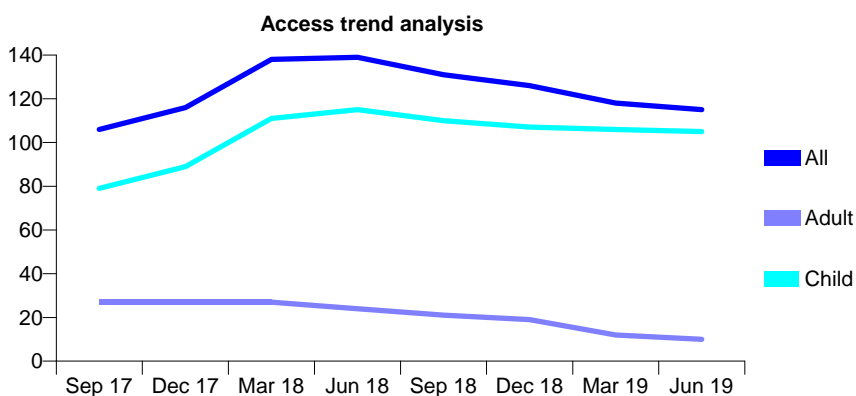
Q55 - Vital Signs At a Glance Contract Report for 169544/0001 - June 2019

Name or company name	STEEPLE GRANGE SMILES LTD.,
Contract type name	GDS Contract
Purpose of contract	General and Orthodontic
Contract start date	15/08/2008
Contract end date	

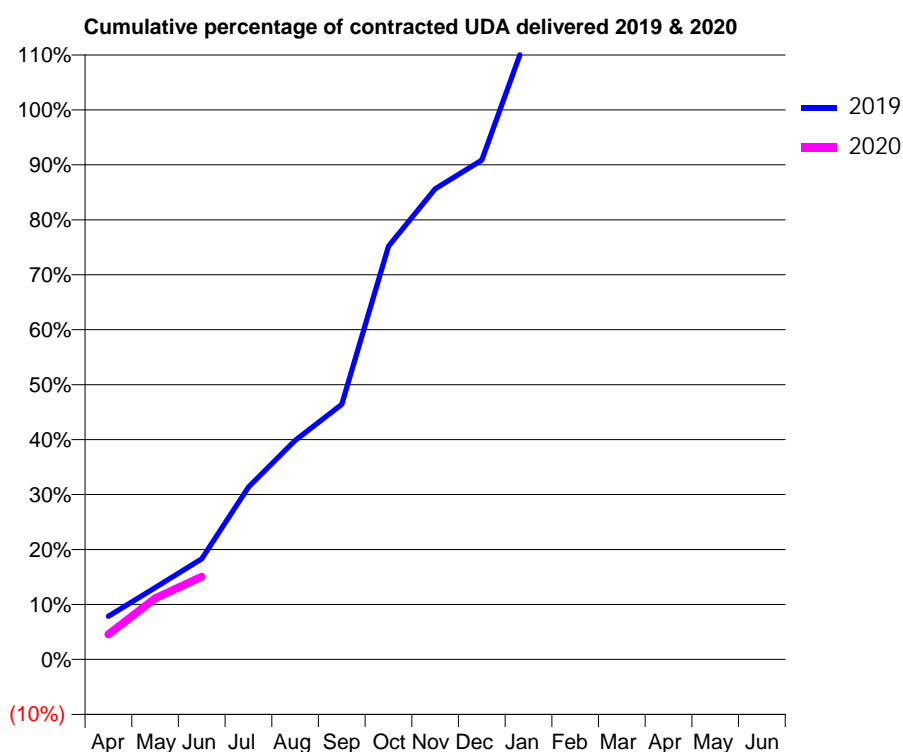
19/20 Contracted general activity (UDA)	153
Carry forward general activity (UDA)	0
19/20 Contracted orthodontic activity (UOA)	684
Carry forward orthodontic activity (UOA)	0
Baseline contract value	£51,754.44

ACCESS*

Patients seen in 24 months	Total	Change since previous quarter
Quarter ending June 2018	139	
Quarter ending September 2018	131	↓
Quarter ending December 2018	126	↓
Quarter ending March 2019	118	↓
Quarter ending June 2019	115	↓
Variance since June 2018	(17.3%)	↓



ACTIVITY



Month	Adjusted Scheduled Activity (UDA)	
	2019	2020
April	12	7
May	20	17
June	28	23
July	48	
August	61	
September	71	
October	115	
November	131	
December	139	
January	175	
February	183	
March	186	
April	191	
May	191	
June	191	

QUALITY

	Quantity	Base Number	Contract	AT	Region	England
% of FP17s for the same patient ID Re-attending within 3 months - Children	0	23	0.0%	9.8%	11.2%	11.4%
% of FP17s for the same patient ID Re-attending within 3 months - Adults	0	0	N/A	13.5%	14.8%	15.4%
% of FP17s for the same patient ID Re-attending between 3 & 9 months - Children	15	23	65.2%	63.2%	60.9%	59.8%
% of FP17s for the same patient ID Re-attending between 3 & 9 months - Adults	0	0	N/A	57.2%	53.2%	52.1%
% of FP17s for Band 1 Urgent Courses	0	17	0.0%	7.0%	8.3%	9.2%
% of FP17s Relating to Free Repair or Replacements	0	17	0.0%	0.7%	0.7%	0.7%
% of FP17s Relating to Continuations	0	17	0.0%	1.0%	0.8%	0.8%
% of Patients satisfied with the dentistry they have received	0	0	N/A	92.3%	93.2%	93.4%
% of Patients satisfied with the time they had to wait for an appointment	0	0	N/A	86.3%	88.5%	87.6%

* This is based on patients treated on this contract for their most recent course of treatment. Figures in italics indicate the base number of FP17s or Patient Questionnaire responses are less than 100. N/A is shown where the base number of responses is less than 10 during the period. % is calculated as Quantity/Base number*100

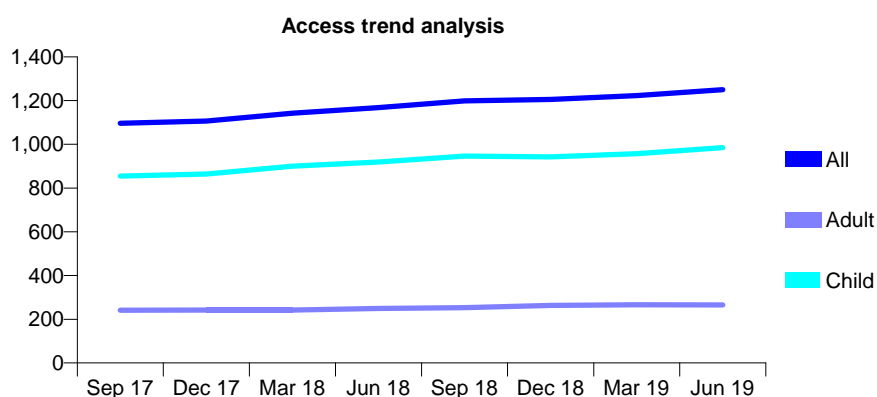
Q55 - Vital Signs At a Glance Contract Report for 170100/0001 - June 2019

Name or company name	Rooprai & Aulak
Contract type name	GDS Contract
Purpose of contract	General
Contract start date	01/04/2009
Contract end date	

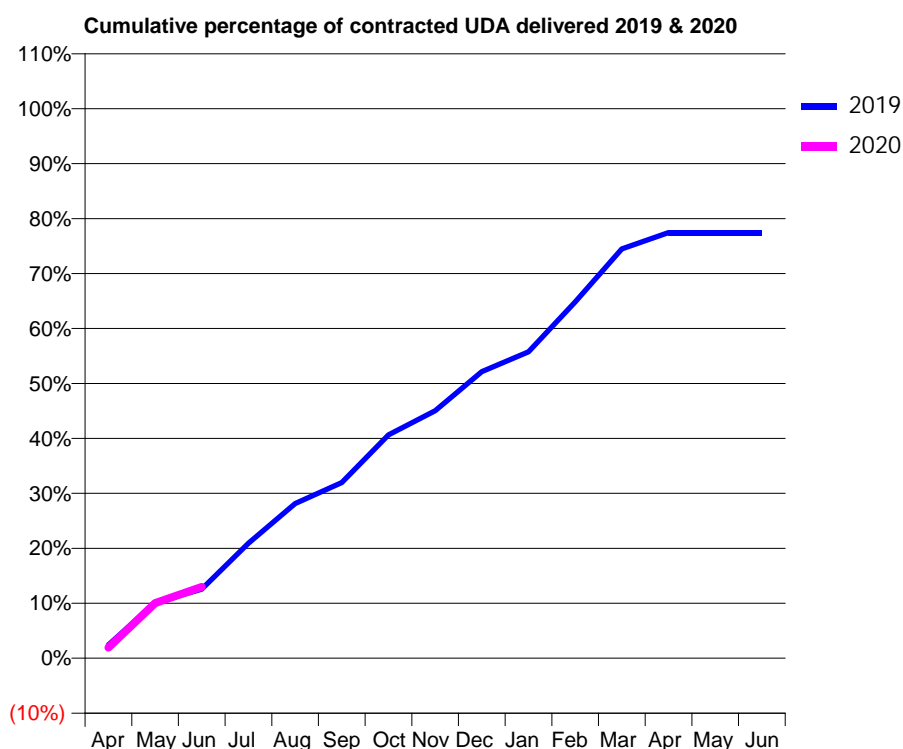
19/20 Contracted general activity (UDA)	3,129
Carry forward general activity (UDA)	0
19/20 Contracted orthodontic activity (UOA)	0
Carry forward orthodontic activity (UOA)	0
Baseline contract value	£69,826.29

ACCESS*

Patients seen in 24 months	Total	Change since previous quarter
Quarter ending June 2018	1,168	
Quarter ending September 2018	1,199	↑
Quarter ending December 2018	1,205	→
Quarter ending March 2019	1,223	→
Quarter ending June 2019	1,250	↑
Variance since June 2018	7.0%	↑



ACTIVITY



Month	2019	2020
April	76	60
May	316	314
June	393	406
July	655	
August	881	
September	1,000	
October	1,271	
November	1,409	
December	1,631	
January	1,744	
February	2,029	
March	2,331	
April	2,423	
May	2,423	
June	2,423	

QUALITY

	Quantity	Base Number	Contract	AT	Region	England
% of FP17s for the same patient ID Re-attending within 3 months - Children	19	329	5.8%	9.8%	11.2%	11.4%
% of FP17s for the same patient ID Re-attending within 3 months - Adults	7	45	15.6%	13.5%	14.8%	15.4%
% of FP17s for the same patient ID Re-attending between 3 & 9 months - Children	206	329	62.6%	63.2%	60.9%	59.8%
% of FP17s for the same patient ID Re-attending between 3 & 9 months - Adults	31	45	68.9%	57.2%	53.2%	52.1%
% of FP17s for Band 1 Urgent Courses	0	308	0.0%	7.0%	8.3%	9.2%
% of FP17s Relating to Free Repair or Replacements	0	308	0.0%	0.7%	0.7%	0.7%
% of FP17s Relating to Continuations	0	308	0.0%	1.0%	0.8%	0.8%
% of Patients satisfied with the dentistry they have received	0	0	N/A	92.3%	93.2%	93.4%
% of Patients satisfied with the time they had to wait for an appointment	0	0	N/A	86.3%	88.5%	87.6%

* This is based on patients treated on this contract for their most recent course of treatment.

Figures in italics indicate the base number of FP17s or Patient Questionnaire responses are less than 100. N/A is shown where the base number of responses is less than 10 during the period. % is calculated as Quantity/Base number*100

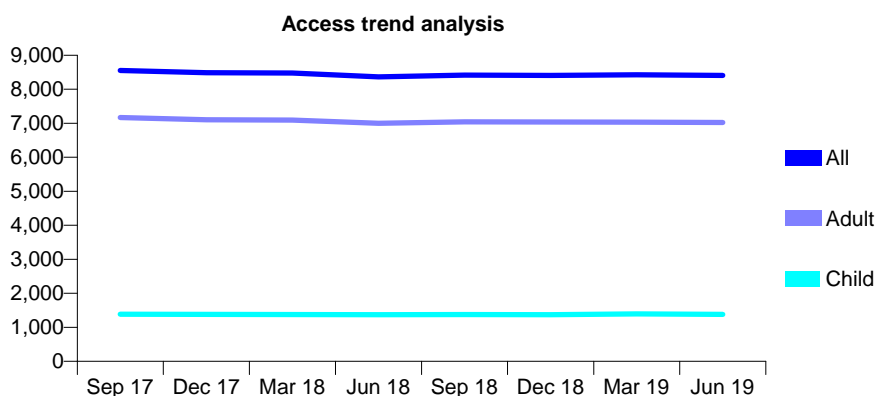
Q55 - Vital Signs At a Glance Contract Report for 170739/0001 - June 2019

Name or company name	Trinity Terrace Dental Practice
Contract type name	GDS Contract
Purpose of contract	General and Orthodontic
Contract start date	02/08/2011
Contract end date	

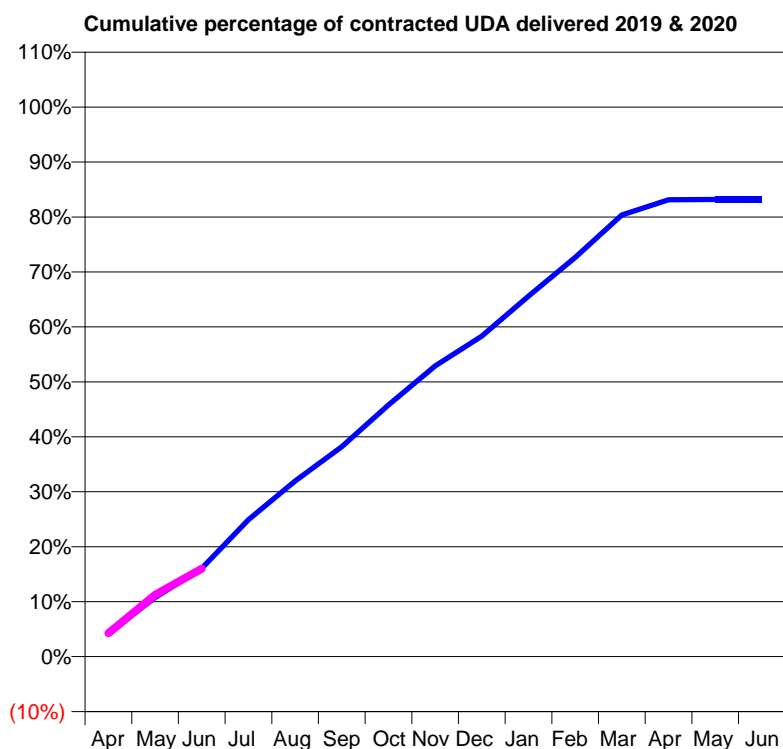
19/20 Contracted general activity (UDA)	32,380
Carry forward general activity (UDA)	0
19/20 Contracted orthodontic activity (UOA)	436
Carry forward orthodontic activity (UOA)	0
Baseline contract value	£732,162.10

ACCESS*

Patients seen in 24 months	Total	Change since previous quarter
Quarter ending June 2018	8,368	
Quarter ending September 2018	8,417	→
Quarter ending December 2018	8,407	→
Quarter ending March 2019	8,427	→
Quarter ending June 2019	8,404	→
Variance since June 2018	0.4%	→



ACTIVITY



Month	Adjusted Scheduled Activity (UDA)	
	2019	2020
April	1,376	1,377
May	3,486	3,642
June	5,197	5,183
July	8,065	
August	10,349	
September	12,369	
October	14,830	
November	17,134	
December	18,887	
January	21,245	
February	23,519	
March	26,019	
April	26,919	
May	26,935	
June	26,932	

QUALITY

	Quantity	Base Number	Contract	AT	Region	England
% of FP17s for the same patient ID Re-attending within 3 months - Children	36	493	7.3%	9.8%	11.2%	11.4%
% of FP17s for the same patient ID Re-attending within 3 months - Adults	239	2,203	10.8%	13.5%	14.8%	15.4%
% of FP17s for the same patient ID Re-attending between 3 & 9 months - Children	331	493	67.1%	63.2%	60.9%	59.8%
% of FP17s for the same patient ID Re-attending between 3 & 9 months - Adults	1,294	2,203	58.7%	57.2%	53.2%	52.1%
% of FP17s for Band 1 Urgent Courses	124	2,267	5.5%	7.0%	8.3%	9.2%
% of FP17s Relating to Free Repair or Replacements	7	2,267	0.3%	0.7%	0.7%	0.7%
% of FP17s Relating to Continuations	22	2,267	1.0%	1.0%	0.8%	0.8%
% of Patients satisfied with the dentistry they have received	6	6	N/A	92.3%	93.2%	93.4%
% of Patients satisfied with the time they had to wait for an appointment	6	6	N/A	86.3%	88.5%	87.6%

* This is based on patients treated on this contract for their most recent course of treatment. Figures in italics indicate the base number of FP17s or Patient Questionnaire responses are less than 100. N/A is shown where the base number of responses is less than 10 during the period. % is calculated as Quantity/Base number*100

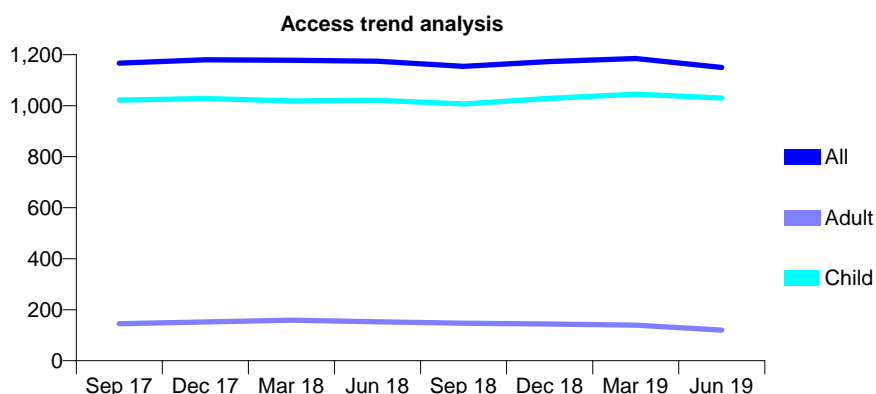
Q55 - Vital Signs At a Glance Contract Report for 171115/0001 - June 2019

Name or company name	Titchfield Park Dental Clinic Limited
Contract type name	GDS Contract
Purpose of contract	General
Contract start date	01/04/2012
Contract end date	

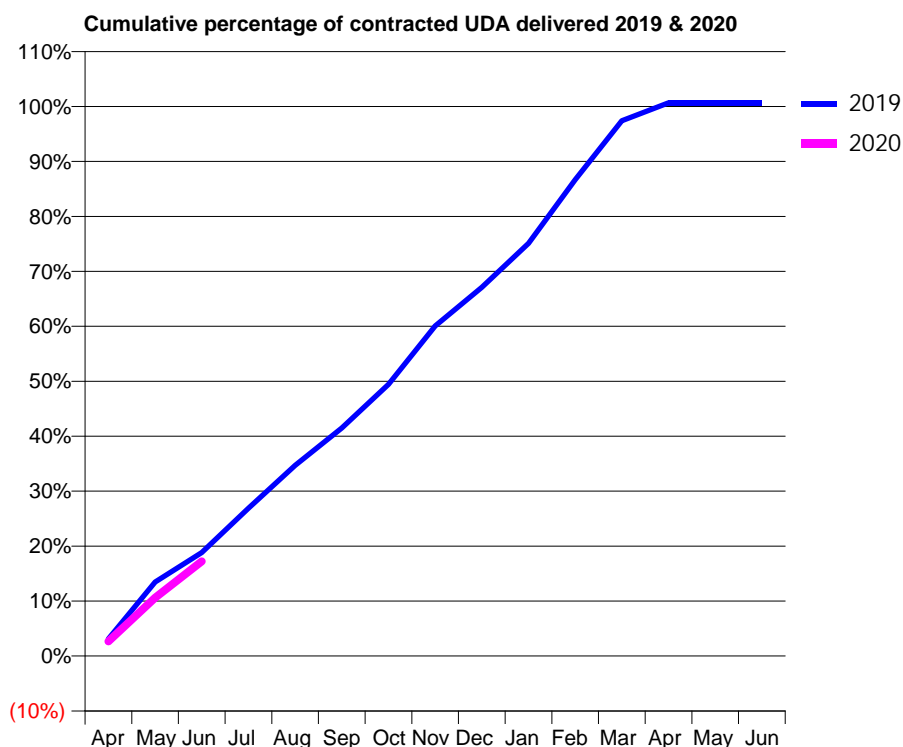
19/20 Contracted general activity (UDA)	2,500
Carry forward general activity (UDA)	0
19/20 Contracted orthodontic activity (UOA)	0
Carry forward orthodontic activity (UOA)	0
Baseline contract value	£57,281.94

ACCESS*

Patients seen in 24 months	Total	Change since previous quarter
Quarter ending June 2018	1,174	
Quarter ending September 2018	1,154	↓
Quarter ending December 2018	1,173	→
Quarter ending March 2019	1,185	→
Quarter ending June 2019	1,150	↓
Variance since June 2018	(2.0%)	↓



ACTIVITY



Month	Adjusted Scheduled Activity (UDA)	
	2019	2020
April	78	67
May	337	265
June	470	431
July	672	
August	867	
September	1,037	
October	1,236	
November	1,502	
December	1,677	
January	1,877	
February	2,167	
March	2,435	
April	2,517	
May	2,517	
June	2,517	

QUALITY

	Quantity	Base Number	Contract	AT	Region	England
% of FP17s for the same patient ID Re-attending within 3 months - Children	34	372	9.1%	9.8%	11.2%	11.4%
% of FP17s for the same patient ID Re-attending within 3 months - Adults	2	14	14.3%	13.5%	14.8%	15.4%
% of FP17s for the same patient ID Re-attending between 3 & 9 months - Children	271	372	72.8%	63.2%	60.9%	59.8%
% of FP17s for the same patient ID Re-attending between 3 & 9 months - Adults	12	14	85.7%	57.2%	53.2%	52.1%
% of FP17s for Band 1 Urgent Courses	21	332	6.3%	7.0%	8.3%	9.2%
% of FP17s Relating to Free Repair or Replacements	0	332	0.0%	0.7%	0.7%	0.7%
% of FP17s Relating to Continuations	3	332	0.9%	1.0%	0.8%	0.8%
% of Patients satisfied with the dentistry they have received	0	0	N/A	92.3%	93.2%	93.4%
% of Patients satisfied with the time they had to wait for an appointment	0	0	N/A	86.3%	88.5%	87.6%

* This is based on patients treated on this contract for their most recent course of treatment. Figures in italics indicate the base number of FP17s or Patient Questionnaire responses are less than 100. N/A is shown where the base number of responses is less than 10 during the period. % is calculated as Quantity/Base number*100

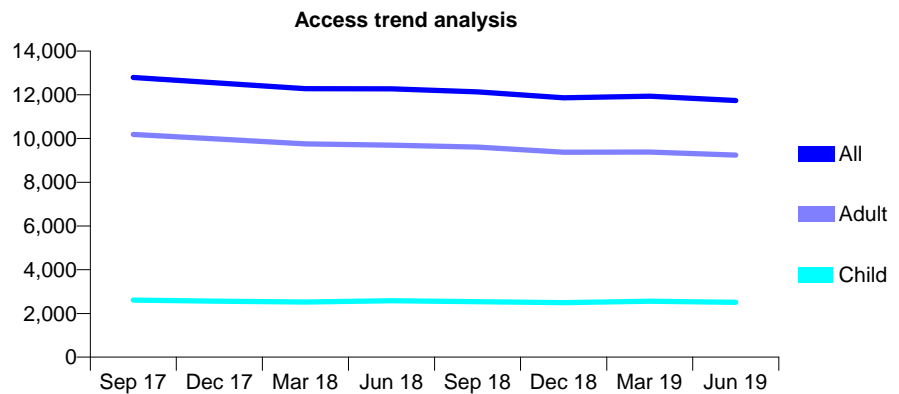
Q55 - Vital Signs At a Glance Contract Report for 171824/0001 - June 2019

Name or company name	Ripley Family Dental Centre
Contract type name	GDS Contract
Purpose of contract	General
Contract start date	01/03/2014
Contract end date	

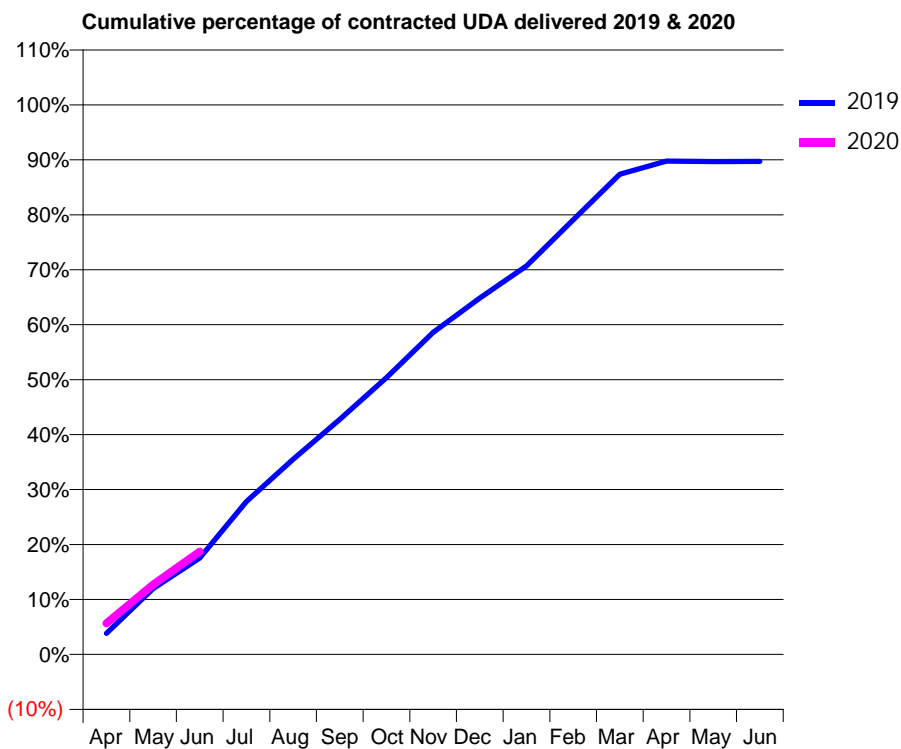
19/20 Contracted general activity (UDA)	39,239
Carry forward general activity (UDA)	0
19/20 Contracted orthodontic activity (UOA)	0
Carry forward orthodontic activity (UOA)	0
Baseline contract value	£837,217.36

ACCESS*

Patients seen in 24 months	Total	Change since previous quarter
Quarter ending June 2018	12,270	
Quarter ending September 2018	12,135	↓
Quarter ending December 2018	11,864	↓
Quarter ending March 2019	11,938	→
Quarter ending June 2019	11,739	↓
Variance since June 2018	(4.3%)	↓



ACTIVITY



Month	2019	2020
April	1,512	2,224
May	4,704	4,992
June	6,890	7,344
July	10,919	
August	13,937	
September	16,782	
October	19,760	
November	22,998	
December	25,445	
January	27,745	
February	31,028	
March	34,286	
April	35,224	
May	35,191	
June	35,194	

QUALITY

	Quantity	Base Number	Contract	AT	Region	England
% of FP17s for the same patient ID Re-attending within 3 months - Children	54	850	6.4%	9.8%	11.2%	11.4%
% of FP17s for the same patient ID Re-attending within 3 months - Adults	372	3,347	11.1%	13.5%	14.8%	15.4%
% of FP17s for the same patient ID Re-attending between 3 & 9 months - Children	600	850	70.6%	63.2%	60.9%	59.8%
% of FP17s for the same patient ID Re-attending between 3 & 9 months - Adults	2,331	3,347	69.6%	57.2%	53.2%	52.1%
% of FP17s for Band 1 Urgent Courses	144	3,713	3.9%	7.0%	8.3%	9.2%
% of FP17s Relating to Free Repair or Replacements	93	3,713	2.5%	0.7%	0.7%	0.7%
% of FP17s Relating to Continuations	36	3,713	1.0%	1.0%	0.8%	0.8%
% of Patients satisfied with the dentistry they have received	9	9	N/A	92.3%	93.2%	93.4%
% of Patients satisfied with the time they had to wait for an appointment	8	9	N/A	86.3%	88.5%	87.6%

* This is based on patients treated on this contract for their most recent course of treatment. Figures in italics indicate the base number of FP17s or Patient Questionnaire responses are less than 100. N/A is shown where the base number of responses is less than 10 during the period. % is calculated as Quantity/Base number*100

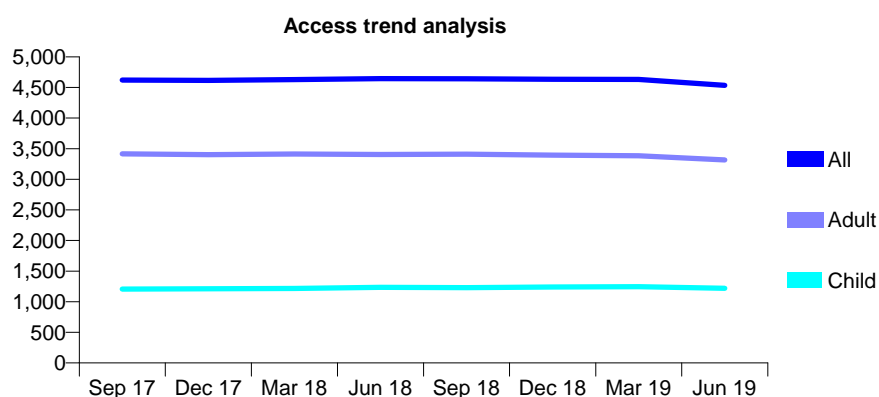
Q55 - Vital Signs At a Glance Contract Report for 172979/0004 - June 2019

Name or company name	DM and LJ Jordan Limited
Contract type name	GDS Contract
Purpose of contract	General
Contract start date	01/01/2015
Contract end date	

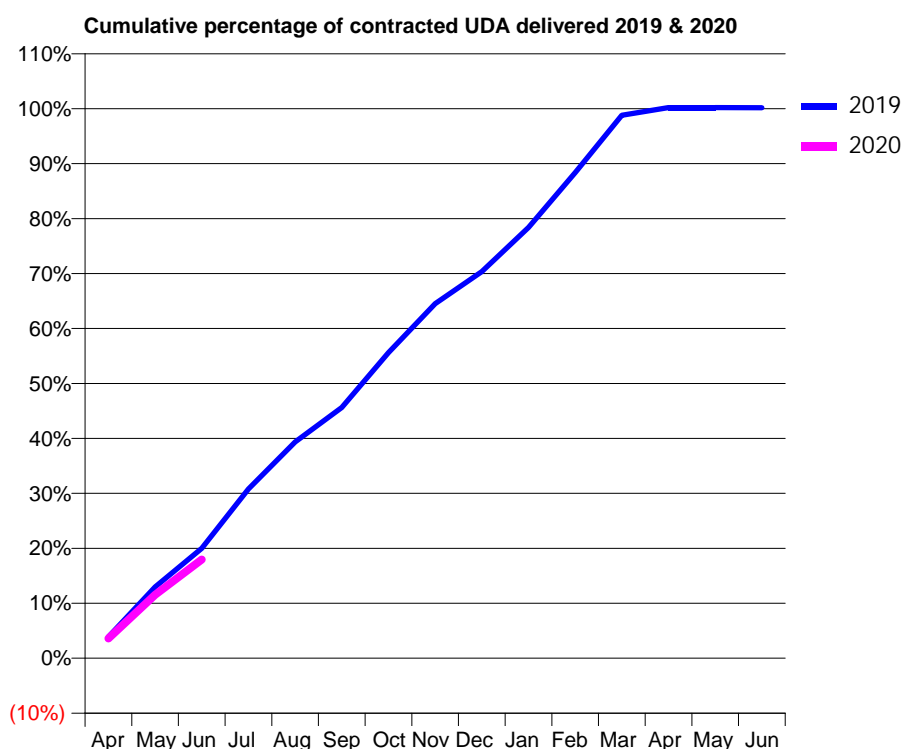
19/20 Contracted general activity (UDA)	13,400
Carry forward general activity (UDA)	0
19/20 Contracted orthodontic activity (UOA)	0
Carry forward orthodontic activity (UOA)	0
Baseline contract value	£422,515.48

ACCESS*

Patients seen in 24 months	Total	Change since previous quarter
Quarter ending June 2018	4,644	
Quarter ending September 2018	4,641	→
Quarter ending December 2018	4,636	→
Quarter ending March 2019	4,630	→
Quarter ending June 2019	4,535	↓
Variance since June 2018	(2.3%)	↓



ACTIVITY



Month	2019	2020
April	521	482
May	1,737	1,547
June	2,683	2,406
July	4,130	
August	5,274	
September	6,110	
October	7,452	
November	8,646	
December	9,424	
January	10,506	
February	11,843	
March	13,240	
April	13,426	
May	13,426	
June	13,423	

QUALITY

	Quantity	Base Number	Contract	AT	Region	England
% of FP17s for the same patient ID Re-attending within 3 months - Children	12	335	3.6%	9.8%	11.2%	11.4%
% of FP17s for the same patient ID Re-attending within 3 months - Adults	58	828	7.0%	13.5%	14.8%	15.4%
% of FP17s for the same patient ID Re-attending between 3 & 9 months - Children	209	335	62.4%	63.2%	60.9%	59.8%
% of FP17s for the same patient ID Re-attending between 3 & 9 months - Adults	514	828	62.1%	57.2%	53.2%	52.1%
% of FP17s for Band 1 Urgent Courses	50	1,092	4.6%	7.0%	8.3%	9.2%
% of FP17s Relating to Free Repair or Replacements	3	1,092	0.3%	0.7%	0.7%	0.7%
% of FP17s Relating to Continuations	3	1,092	0.3%	1.0%	0.8%	0.8%
% of Patients satisfied with the dentistry they have received	4	4	N/A	92.3%	93.2%	93.4%
% of Patients satisfied with the time they had to wait for an appointment	4	4	N/A	86.3%	88.5%	87.6%

* This is based on patients treated on this contract for their most recent course of treatment. Figures in italics indicate the base number of FP17s or Patient Questionnaire responses are less than 100. N/A is shown where the base number of responses is less than 10 during the period. % is calculated as Quantity/Base number*100

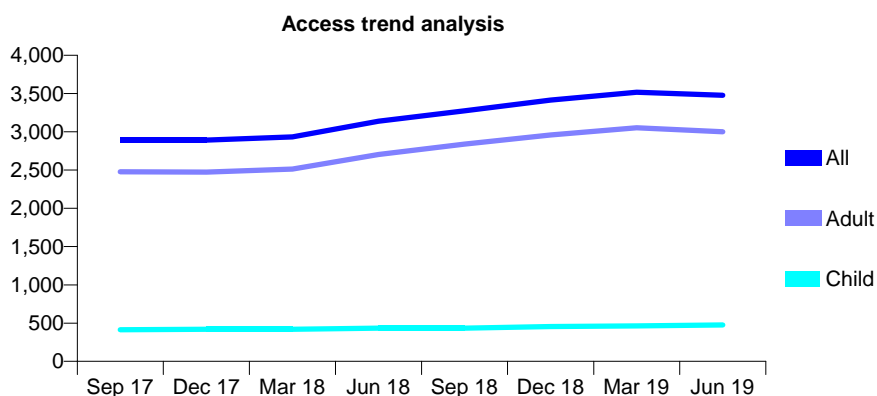
Q55 - Vital Signs At a Glance Contract Report for 173002/0001 - June 2019

Name or company name	City Dental Partnership
Contract type name	GDS Contract
Purpose of contract	General
Contract start date	01/10/2011
Contract end date	

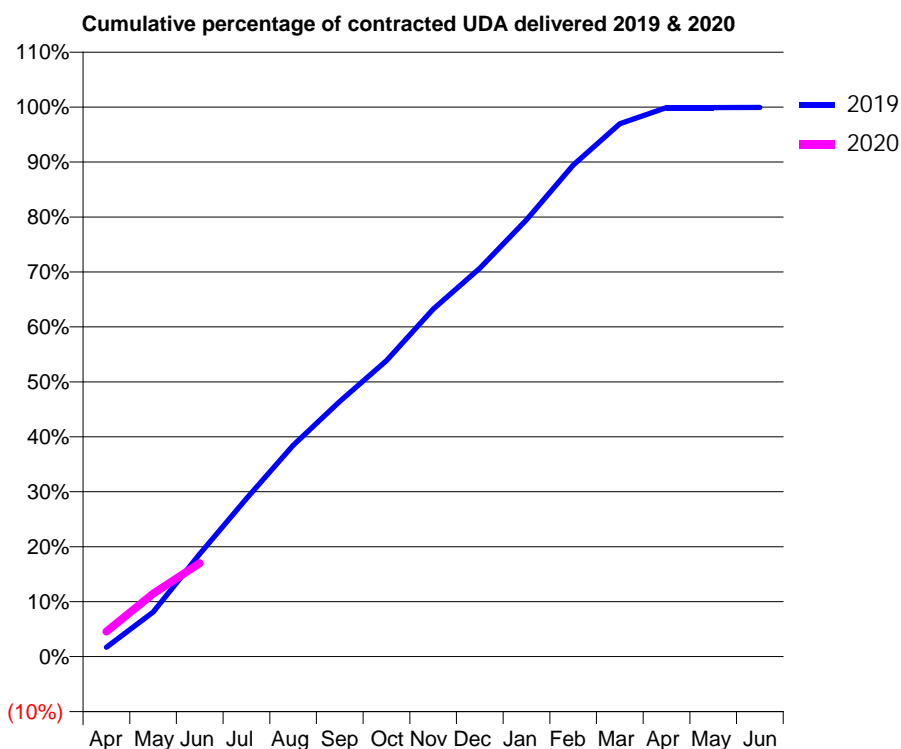
19/20 Contracted general activity (UDA)	9,286
Carry forward general activity (UDA)	0
19/20 Contracted orthodontic activity (UOA)	0
Carry forward orthodontic activity (UOA)	0
Baseline contract value	£223,122.72

ACCESS*

Patients seen in 24 months	Total	Change since previous quarter
Quarter ending June 2018	3,138	
Quarter ending September 2018	3,274	↑
Quarter ending December 2018	3,413	↑
Quarter ending March 2019	3,516	↑
Quarter ending June 2019	3,476	↓
Variance since June 2018	10.8%	↑



ACTIVITY



Month	Adjusted Scheduled Activity (UDA)	
	2019	2020
April	158	426
May	753	1,064
June	1,735	1,579
July	2,672	
August	3,572	
September	4,312	
October	5,003	
November	5,873	
December	6,562	
January	7,380	
February	8,308	
March	9,004	
April	9,276	
May	9,277	
June	9,280	

QUALITY

	Quantity	Base Number	Contract	AT	Region	England
% of FP17s for the same patient ID Re-attending within 3 months - Children	14	171	8.2%	9.8%	11.2%	11.4%
% of FP17s for the same patient ID Re-attending within 3 months - Adults	78	802	9.7%	13.5%	14.8%	15.4%
% of FP17s for the same patient ID Re-attending between 3 & 9 months - Children	104	171	60.8%	63.2%	60.9%	59.8%
% of FP17s for the same patient ID Re-attending between 3 & 9 months - Adults	524	802	65.3%	57.2%	53.2%	52.1%
% of FP17s for Band 1 Urgent Courses	52	847	6.1%	7.0%	8.3%	9.2%
% of FP17s Relating to Free Repair or Replacements	4	847	0.5%	0.7%	0.7%	0.7%
% of FP17s Relating to Continuations	6	847	0.7%	1.0%	0.8%	0.8%
% of Patients satisfied with the dentistry they have received	2	3	N/A	92.3%	93.2%	93.4%
% of Patients satisfied with the time they had to wait for an appointment	3	3	N/A	86.3%	88.5%	87.6%

* This is based on patients treated on this contract for their most recent course of treatment. Figures in italics indicate the base number of FP17s or Patient Questionnaire responses are less than 100. N/A is shown where the base number of responses is less than 10 during the period. % is calculated as Quantity/Base number*100

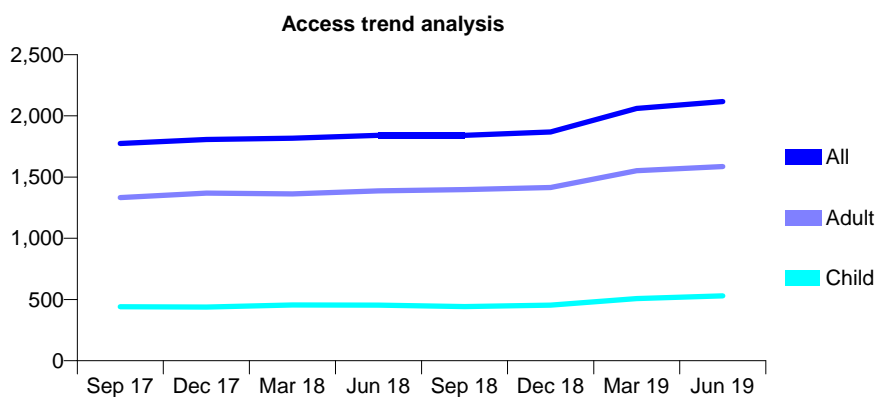
Q55 - Vital Signs At a Glance Contract Report for 173630/0001 - June 2019

Name or company name	Wollaton Dental Practice
Contract type name	GDS Contract
Purpose of contract	General
Contract start date	07/09/2010
Contract end date	

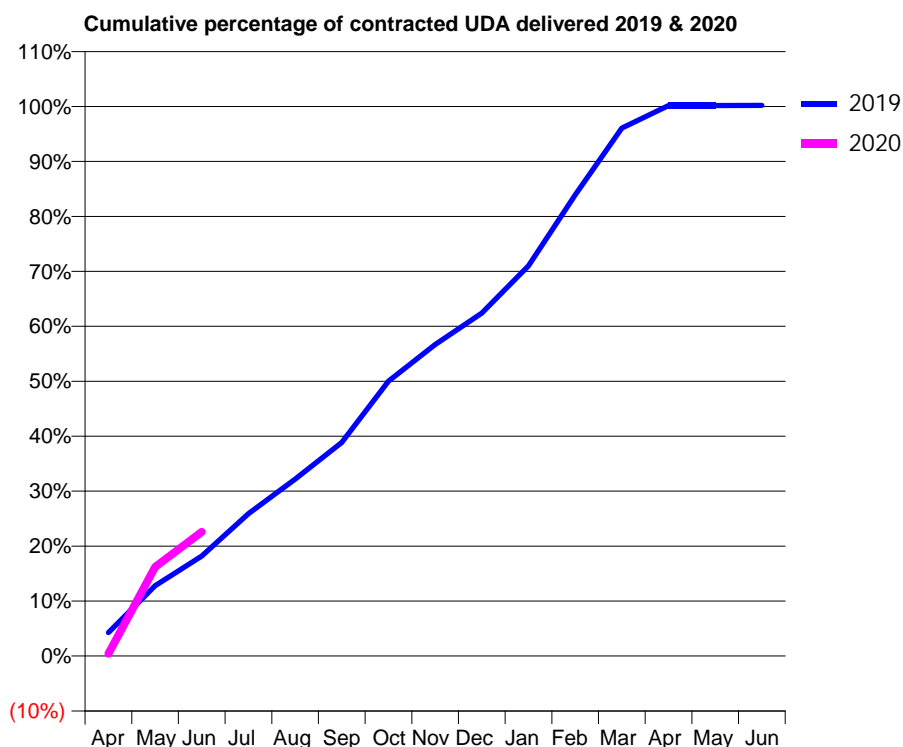
19/20 Contracted general activity (UDA)	5,531
Carry forward general activity (UDA)	0
19/20 Contracted orthodontic activity (UOA)	0
Carry forward orthodontic activity (UOA)	0
Baseline contract value	£128,871.42

ACCESS*

Patients seen in 24 months	Total	Change since previous quarter
Quarter ending June 2018	1,841	
Quarter ending September 2018	1,841	→
Quarter ending December 2018	1,869	→
Quarter ending March 2019	2,060	↑
Quarter ending June 2019	2,117	↑
Variance since June 2018	15.0%	↑



ACTIVITY



Month	Adjusted Scheduled Activity (UDA)	
	2019	2020
April	366	23
May	1,093	897
June	1,553	1,249
July	2,210	
August	2,745	
September	3,316	
October	4,268	
November	4,837	
December	5,323	
January	6,059	
February	7,159	
March	8,196	
April	8,545	
May	8,545	
June	8,547	

QUALITY

	Quantity	Base Number	Contract	AT	Region	England
% of FP17s for the same patient ID Re-attending within 3 months - Children	27	237	11.4%	9.8%	11.2%	11.4%
% of FP17s for the same patient ID Re-attending within 3 months - Adults	134	556	24.1%	13.5%	14.8%	15.4%
% of FP17s for the same patient ID Re-attending between 3 & 9 months - Children	161	237	67.9%	63.2%	60.9%	59.8%
% of FP17s for the same patient ID Re-attending between 3 & 9 months - Adults	305	556	54.9%	57.2%	53.2%	52.1%
% of FP17s for Band 1 Urgent Courses	80	655	12.2%	7.0%	8.3%	9.2%
% of FP17s Relating to Free Repair or Replacements	3	655	0.5%	0.7%	0.7%	0.7%
% of FP17s Relating to Continuations	7	655	1.1%	1.0%	0.8%	0.8%
% of Patients satisfied with the dentistry they have received	3	3	N/A	92.3%	93.2%	93.4%
% of Patients satisfied with the time they had to wait for an appointment	3	3	N/A	86.3%	88.5%	87.6%

* This is based on patients treated on this contract for their most recent course of treatment. Figures in italics indicate the base number of FP17s or Patient Questionnaire responses are less than 100. N/A is shown where the base number of responses is less than 10 during the period. % is calculated as Quantity/Base number*100

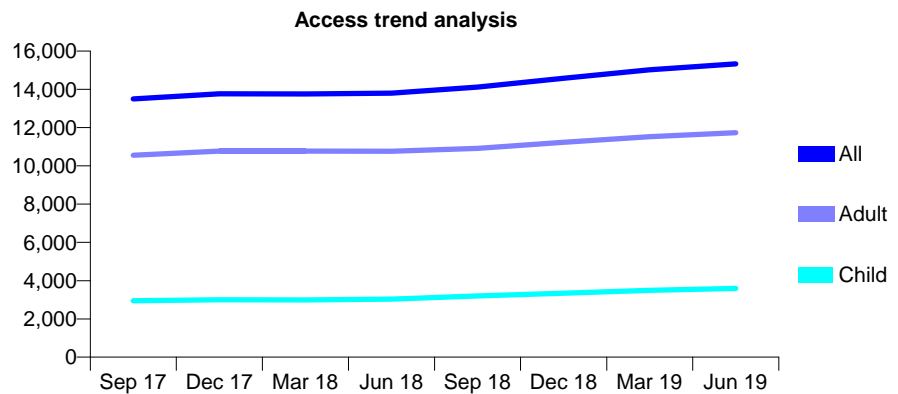
Q55 - Vital Signs At a Glance Contract Report for 174742/0001 - June 2019

Name or company name	Portland Road Family Dental Centre
Contract type name	GDS Contract
Purpose of contract	General
Contract start date	01/01/2009
Contract end date	

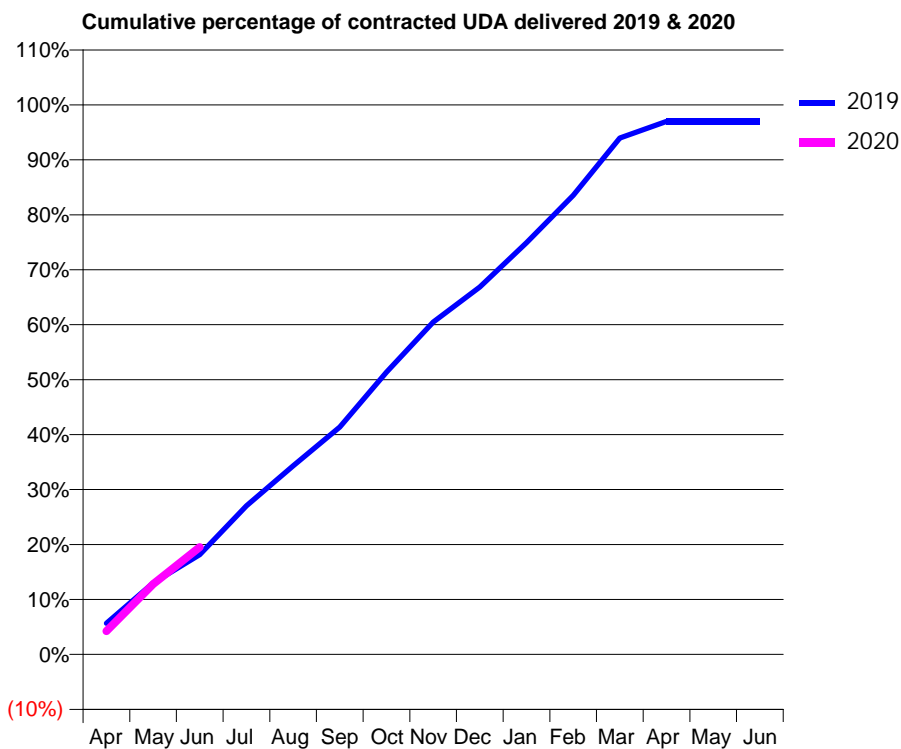
19/20 Contracted general activity (UDA)	35,314
Carry forward general activity (UDA)	0
19/20 Contracted orthodontic activity (UOA)	0
Carry forward orthodontic activity (UOA)	0
Baseline contract value	£844,824.39

ACCESS*

Patients seen in 24 months	Total	Change since previous quarter
Quarter ending June 2018	13,798	
Quarter ending September 2018	14,120	↑
Quarter ending December 2018	14,575	↑
Quarter ending March 2019	15,020	↑
Quarter ending June 2019	15,336	↑
Variance since June 2018	11.1%	↑



ACTIVITY



Month	2019	2020
April	2,284	1,492
May	5,239	4,524
June	7,319	6,897
July	10,900	
August	13,838	
September	16,672	
October	20,708	
November	24,380	
December	26,944	
January	30,205	
February	33,680	
March	37,872	
April	39,102	
May	39,102	
June	39,102	

QUALITY

	Quantity	Base Number	Contract	AT	Region	England
% of FP17s for the same patient ID Re-attending within 3 months - Children	34	1,100	3.1%	9.8%	11.2%	11.4%
% of FP17s for the same patient ID Re-attending within 3 months - Adults	182	3,373	5.4%	13.5%	14.8%	15.4%
% of FP17s for the same patient ID Re-attending between 3 & 9 months - Children	691	1,100	62.8%	63.2%	60.9%	59.8%
% of FP17s for the same patient ID Re-attending between 3 & 9 months - Adults	2,026	3,373	60.1%	57.2%	53.2%	52.1%
% of FP17s for Band 1 Urgent Courses	81	3,953	2.0%	7.0%	8.3%	9.2%
% of FP17s Relating to Free Repair or Replacements	18	3,953	0.5%	0.7%	0.7%	0.7%
% of FP17s Relating to Continuations	37	3,953	0.9%	1.0%	0.8%	0.8%
% of Patients satisfied with the dentistry they have received	6	7	N/A	92.3%	93.2%	93.4%
% of Patients satisfied with the time they had to wait for an appointment	5	7	N/A	86.3%	88.5%	87.6%

* This is based on patients treated on this contract for their most recent course of treatment. Figures in italics indicate the base number of FP17s or Patient Questionnaire responses are less than 100. N/A is shown where the base number of responses is less than 10 during the period. % is calculated as Quantity/Base number*100

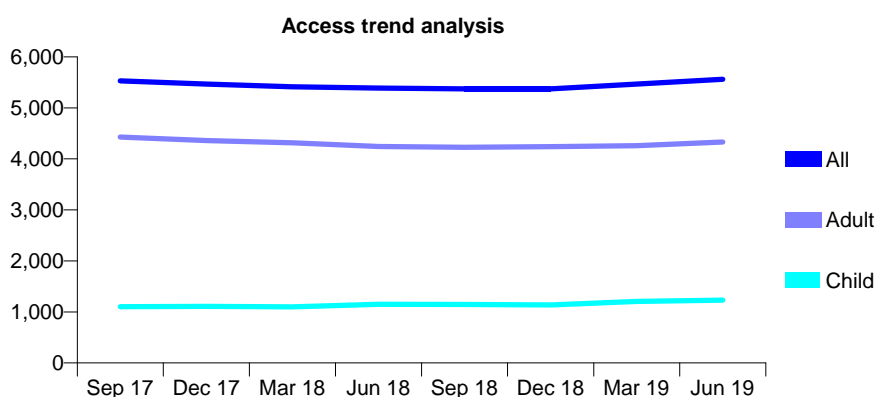
Q55 - Vital Signs At a Glance Contract Report for 176761/0001 - June 2019

Name or company name	The Smile Centre
Contract type name	Pilot Contract
Purpose of contract	General
Contract start date	01/04/2006
Contract end date	

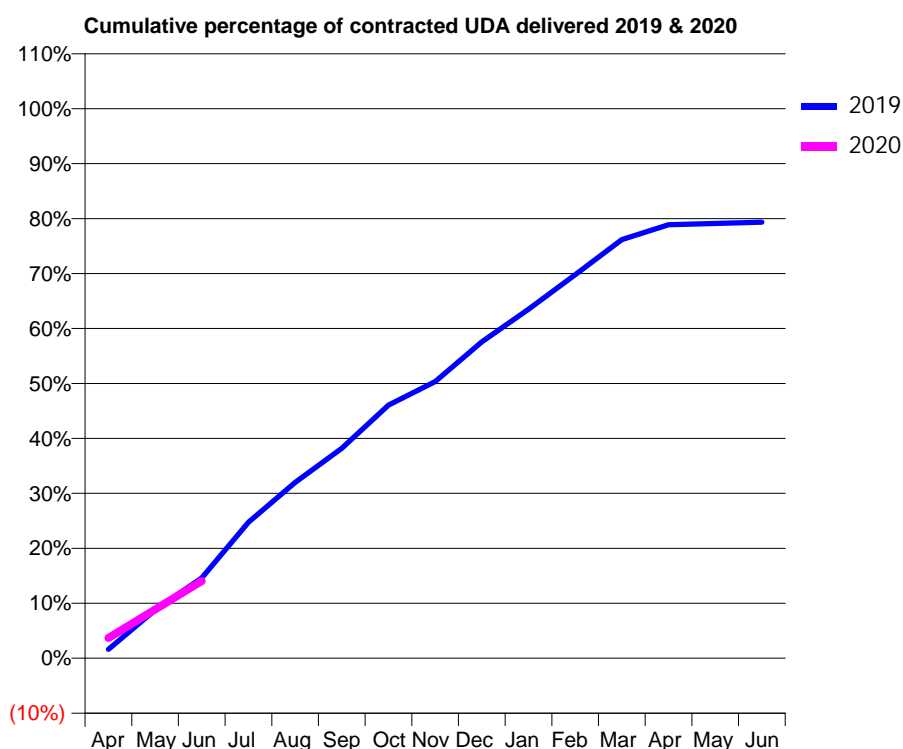
19/20 Contracted general activity (UDA)	17,829
Carry forward general activity (UDA)	0
19/20 Contracted orthodontic activity (UOA)	0
Carry forward orthodontic activity (UOA)	0
Baseline contract value	£538,020.03

ACCESS*

Patients seen in 24 months	Total	Change since previous quarter
Quarter ending June 2018	5,389	
Quarter ending September 2018	5,372	→
Quarter ending December 2018	5,374	→
Quarter ending March 2019	5,465	→
Quarter ending June 2019	5,560	→
Variance since June 2018	3.2%	↑



ACTIVITY



Month	2019	2020
April	288	654
May	1,569	1,580
June	2,603	2,508
July	4,412	
August	5,702	
September	6,811	
October	8,213	
November	8,977	
December	10,261	
January	11,320	
February	12,446	
March	13,577	
April	14,062	
May	14,105	
June	14,145	

QUALITY

	Quantity	Base Number	Contract	AT	Region	England
% of FP17s for the same patient ID Re-attending within 3 months - Children	11	288	3.8%	9.8%	11.2%	11.4%
% of FP17s for the same patient ID Re-attending within 3 months - Adults	84	1,030	8.2%	13.5%	14.8%	15.4%
% of FP17s for the same patient ID Re-attending between 3 & 9 months - Children	81	288	28.1%	63.2%	60.9%	59.8%
% of FP17s for the same patient ID Re-attending between 3 & 9 months - Adults	304	1,030	29.5%	57.2%	53.2%	52.1%
% of FP17s for Band 1 Urgent Courses	27	1,036	2.6%	7.0%	8.3%	9.2%
% of FP17s Relating to Free Repair or Replacements	2	1,036	0.2%	0.7%	0.7%	0.7%
% of FP17s Relating to Continuations	2	1,036	0.2%	1.0%	0.8%	0.8%
% of Patients satisfied with the dentistry they have received	3	3	N/A	92.3%	93.2%	93.4%
% of Patients satisfied with the time they had to wait for an appointment	1	3	N/A	86.3%	88.5%	87.6%

* This is based on patients treated on this contract for their most recent course of treatment.

Figures in italics indicate the base number of FP17s or Patient Questionnaire responses are less than 100. N/A is shown where the base number of responses is less than 10 during the period. % is calculated as Quantity/Base number*100

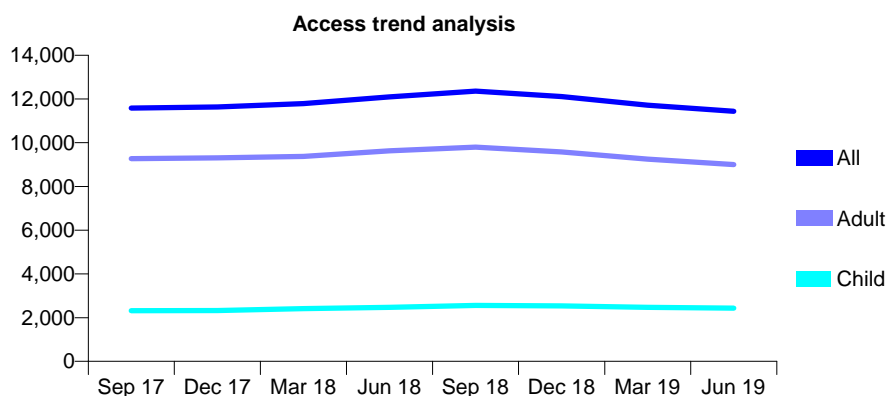
Q55 - Vital Signs At a Glance Contract Report for 177245/0001 - June 2019

Name or company name	Eastwood Dental Limited
Contract type name	GDS Contract
Purpose of contract	General
Contract start date	01/10/2011
Contract end date	

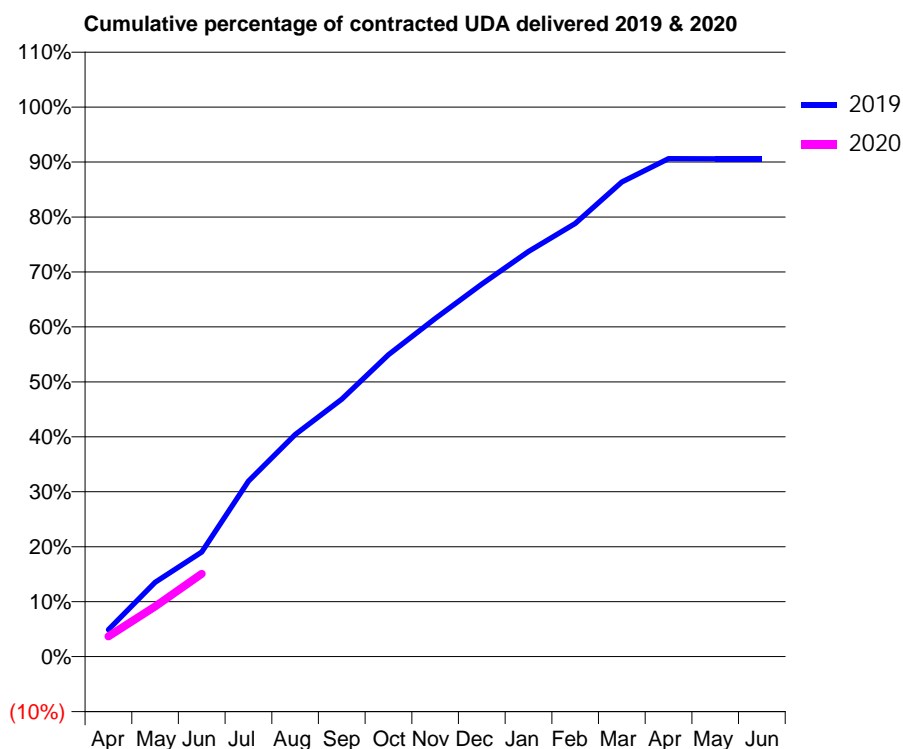
19/20 Contracted general activity (UDA)	35,814
Carry forward general activity (UDA)	0
19/20 Contracted orthodontic activity (UOA)	0
Carry forward orthodontic activity (UOA)	0
Baseline contract value	£985,185.78

ACCESS*

Patients seen in 24 months	Total	Change since previous quarter
Quarter ending June 2018	12,100	
Quarter ending September 2018	12,360	↑
Quarter ending December 2018	12,114	↓
Quarter ending March 2019	11,713	↓
Quarter ending June 2019	11,440	↓
Variance since June 2018	(5.5%)	↓



ACTIVITY



Month	Adjusted Scheduled Activity (UDA)	
	2019	2020
April	1,759	1,320
May	4,849	3,274
June	6,820	5,400
July	11,436	
August	14,475	
September	16,780	
October	19,681	
November	22,034	
December	24,282	
January	26,397	
February	28,223	
March	30,927	
April	32,444	
May	32,441	
June	32,438	

QUALITY

	Quantity	Base Number	Contract	AT	Region	England
% of FP17s for the same patient ID Re-attending within 3 months - Children	50	856	5.8%	9.8%	11.2%	11.4%
% of FP17s for the same patient ID Re-attending within 3 months - Adults	330	2,856	11.6%	13.5%	14.8%	15.4%
% of FP17s for the same patient ID Re-attending between 3 & 9 months - Children	533	856	62.3%	63.2%	60.9%	59.8%
% of FP17s for the same patient ID Re-attending between 3 & 9 months - Adults	1,774	2,856	62.1%	57.2%	53.2%	52.1%
% of FP17s for Band 1 Urgent Courses	183	2,986	6.1%	7.0%	8.3%	9.2%
% of FP17s Relating to Free Repair or Replacements	27	2,986	0.9%	0.7%	0.7%	0.7%
% of FP17s Relating to Continuations	12	2,986	0.4%	1.0%	0.8%	0.8%
% of Patients satisfied with the dentistry they have received	8	9	N/A	92.3%	93.2%	93.4%
% of Patients satisfied with the time they had to wait for an appointment	9	9	N/A	86.3%	88.5%	87.6%

* This is based on patients treated on this contract for their most recent course of treatment. Figures in italics indicate the base number of FP17s or Patient Questionnaire responses are less than 100. N/A is shown where the base number of responses is less than 10 during the period. % is calculated as Quantity/Base number*100

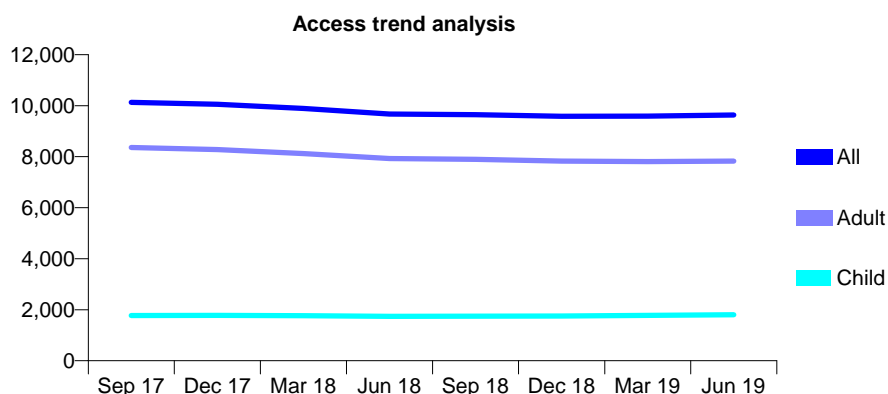
Q55 - Vital Signs At a Glance Contract Report for 178470/0001 - June 2019

Name or company name	Disa Dental Limited
Contract type name	GDS Contract
Purpose of contract	General
Contract start date	01/10/2007
Contract end date	

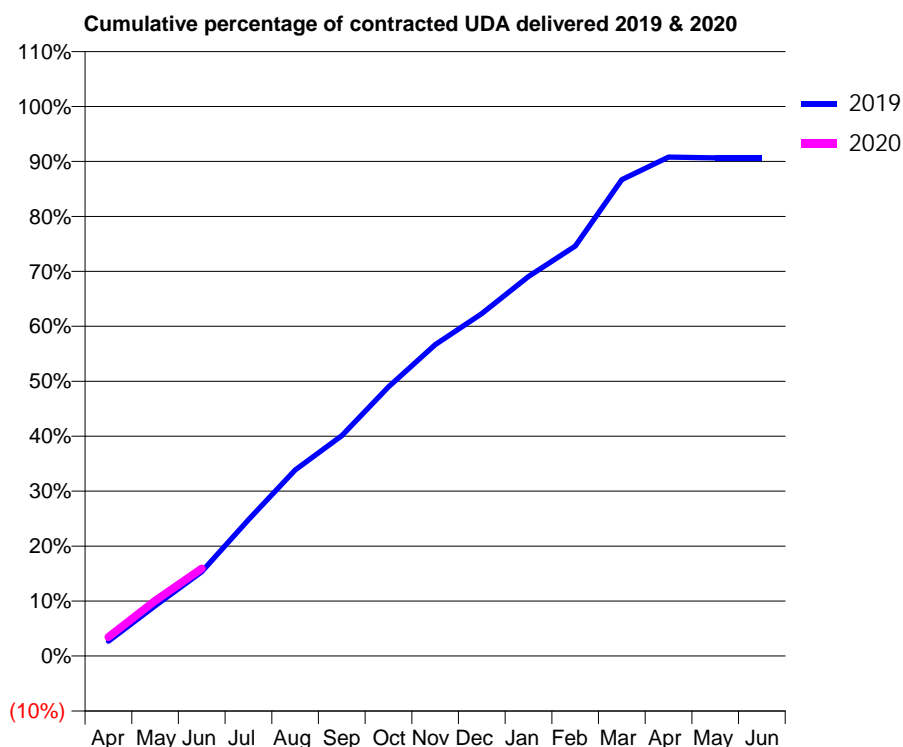
19/20 Contracted general activity (UDA)	27,203
Carry forward general activity (UDA)	0
19/20 Contracted orthodontic activity (UOA)	0
Carry forward orthodontic activity (UOA)	0
Baseline contract value	£785,883.65

ACCESS*

Patients seen in 24 months	Total	Change since previous quarter
Quarter ending June 2018	9,672	
Quarter ending September 2018	9,648	→
Quarter ending December 2018	9,585	→
Quarter ending March 2019	9,590	→
Quarter ending June 2019	9,632	→
Variance since June 2018	(0.4%)	→



ACTIVITY



Month	Adjusted Scheduled Activity (UDA)	
	2019	2020
April	739	940
May	2,485	2,739
June	4,172	4,331
July	6,745	
August	9,214	
September	10,908	
October	13,322	
November	15,408	
December	16,947	
January	18,791	
February	20,293	
March	23,578	
April	24,702	
May	24,661	
June	24,662	

QUALITY

	Quantity	Base Number	Contract	AT	Region	England
% of FP17s for the same patient ID Re-attending within 3 months - Children	27	600	4.5%	9.8%	11.2%	11.4%
% of FP17s for the same patient ID Re-attending within 3 months - Adults	201	2,181	9.2%	13.5%	14.8%	15.4%
% of FP17s for the same patient ID Re-attending between 3 & 9 months - Children	345	600	57.5%	63.2%	60.9%	59.8%
% of FP17s for the same patient ID Re-attending between 3 & 9 months - Adults	1,069	2,181	49.0%	57.2%	53.2%	52.1%
% of FP17s for Band 1 Urgent Courses	167	2,256	7.4%	7.0%	8.3%	9.2%
% of FP17s Relating to Free Repair or Replacements	11	2,256	0.5%	0.7%	0.7%	0.7%
% of FP17s Relating to Continuations	8	2,256	0.4%	1.0%	0.8%	0.8%
% of Patients satisfied with the dentistry they have received	4	4	N/A	92.3%	93.2%	93.4%
% of Patients satisfied with the time they had to wait for an appointment	4	4	N/A	86.3%	88.5%	87.6%

* This is based on patients treated on this contract for their most recent course of treatment. Figures in italics indicate the base number of FP17s or Patient Questionnaire responses are less than 100. N/A is shown where the base number of responses is less than 10 during the period. % is calculated as Quantity/Base number*100

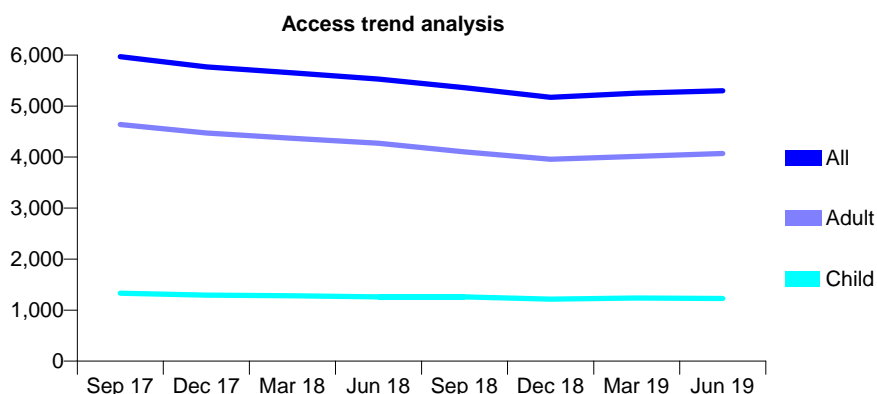
Q55 - Vital Signs At a Glance Contract Report for 178470/0002 - June 2019

Name or company name	Disa Dental Limited
Contract type name	GDS Contract
Purpose of contract	General
Contract start date	01/10/2007
Contract end date	

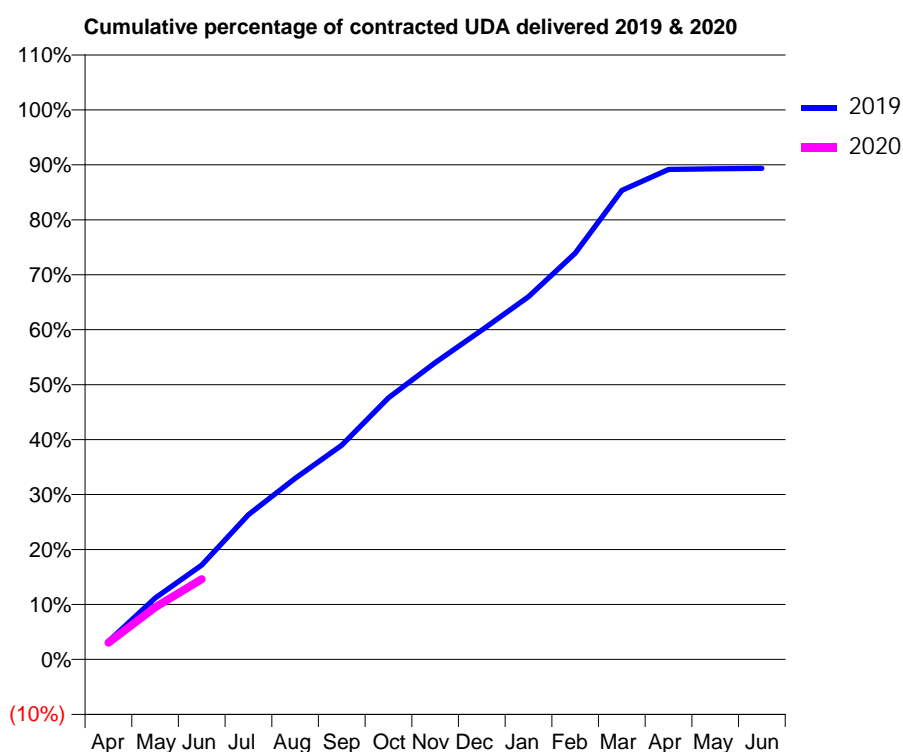
19/20 Contracted general activity (UDA)	16,815
Carry forward general activity (UDA)	0
19/20 Contracted orthodontic activity (UOA)	0
Carry forward orthodontic activity (UOA)	0
Baseline contract value	£535,414.79

ACCESS*

Patients seen in 24 months	Total	Change since previous quarter
Quarter ending June 2018	5,531	
Quarter ending September 2018	5,361	↓
Quarter ending December 2018	5,172	↓
Quarter ending March 2019	5,253	→
Quarter ending June 2019	5,300	→
Variance since June 2018	(4.2%)	↓



ACTIVITY



Month	2019	2020
April	554	514
May	1,879	1,593
June	2,888	2,456
July	4,429	
August	5,543	
September	6,557	
October	8,003	
November	9,080	
December	10,075	
January	11,100	
February	12,430	
March	14,348	
April	14,991	
May	15,012	
June	15,026	

QUALITY

	Quantity	Base Number	Contract	AT	Region	England
% of FP17s for the same patient ID Re-attending within 3 months - Children	30	365	8.2%	9.8%	11.2%	11.4%
% of FP17s for the same patient ID Re-attending within 3 months - Adults	169	1,297	13.0%	13.5%	14.8%	15.4%
% of FP17s for the same patient ID Re-attending between 3 & 9 months - Children	196	365	53.7%	63.2%	60.9%	59.8%
% of FP17s for the same patient ID Re-attending between 3 & 9 months - Adults	644	1,297	49.7%	57.2%	53.2%	52.1%
% of FP17s for Band 1 Urgent Courses	208	1,327	15.7%	7.0%	8.3%	9.2%
% of FP17s Relating to Free Repair or Replacements	7	1,327	0.5%	0.7%	0.7%	0.7%
% of FP17s Relating to Continuations	4	1,327	0.3%	1.0%	0.8%	0.8%
% of Patients satisfied with the dentistry they have received	2	2	N/A	92.3%	93.2%	93.4%
% of Patients satisfied with the time they had to wait for an appointment	2	2	N/A	86.3%	88.5%	87.6%

* This is based on patients treated on this contract for their most recent course of treatment. Figures in italics indicate the base number of FP17s or Patient Questionnaire responses are less than 100. N/A is shown where the base number of responses is less than 10 during the period. % is calculated as Quantity/Base number*100

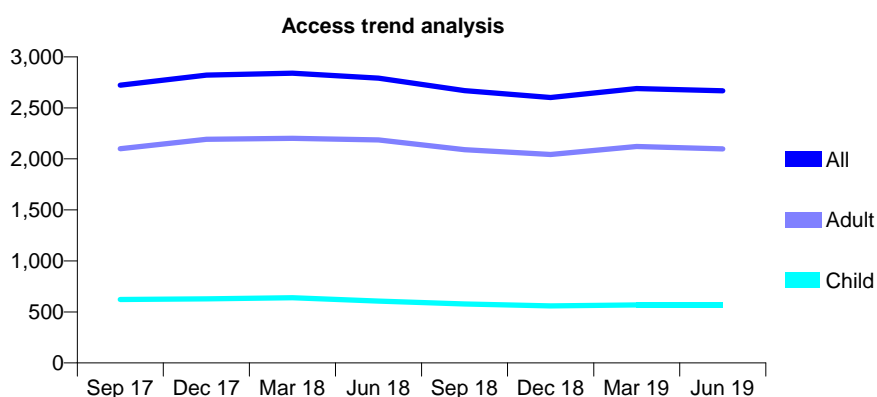
Q55 - Vital Signs At a Glance Contract Report for 178470/0003 - June 2019

Name or company name	Coach House Dental Partnership
Contract type name	GDS Contract
Purpose of contract	General
Contract start date	01/10/2007
Contract end date	

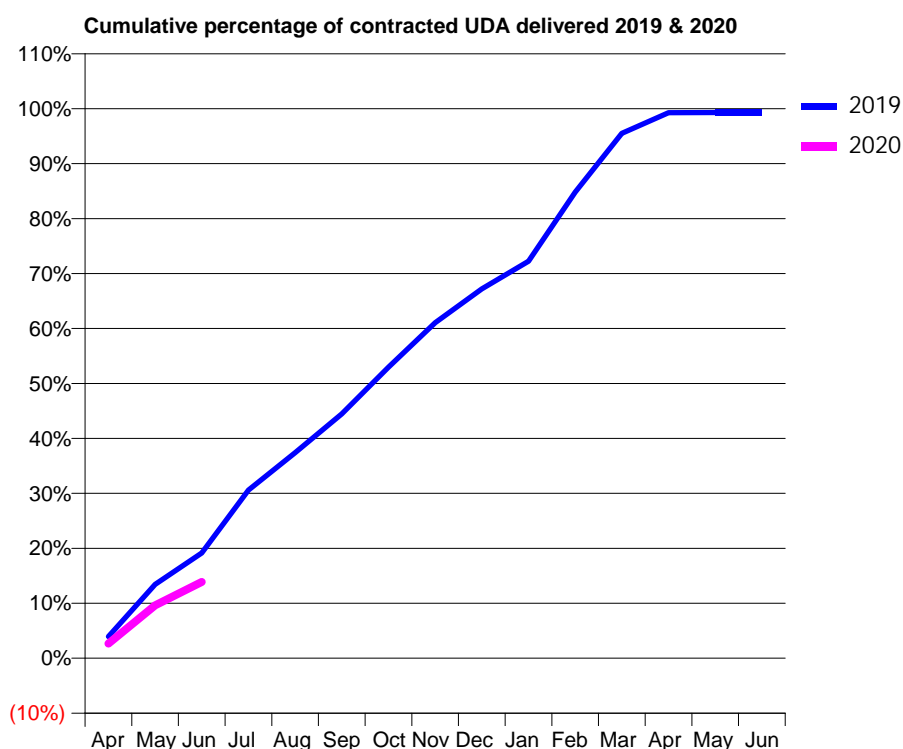
19/20 Contracted general activity (UDA)	8,140
Carry forward general activity (UDA)	0
19/20 Contracted orthodontic activity (UOA)	0
Carry forward orthodontic activity (UOA)	0
Baseline contract value	£214,826.07

ACCESS*

Patients seen in 24 months	Total	Change since previous quarter
Quarter ending June 2018	2,792	
Quarter ending September 2018	2,668	↓
Quarter ending December 2018	2,602	↓
Quarter ending March 2019	2,689	↑
Quarter ending June 2019	2,667	→
Variance since June 2018	(4.5%)	↓



ACTIVITY



Month	2019	2020
April	329	217
May	1,120	783
June	1,598	1,129
July	2,553	
August	3,122	
September	3,710	
October	4,419	
November	5,095	
December	5,608	
January	6,028	
February	7,079	
March	7,969	
April	8,284	
May	8,285	
June	8,285	

QUALITY

	Quantity	Base Number	Contract	AT	Region	England
% of FP17s for the same patient ID Re-attending within 3 months - Children	7	181	3.9%	9.8%	11.2%	11.4%
% of FP17s for the same patient ID Re-attending within 3 months - Adults	55	592	9.3%	13.5%	14.8%	15.4%
% of FP17s for the same patient ID Re-attending between 3 & 9 months - Children	110	181	60.8%	63.2%	60.9%	59.8%
% of FP17s for the same patient ID Re-attending between 3 & 9 months - Adults	370	592	62.5%	57.2%	53.2%	52.1%
% of FP17s for Band 1 Urgent Courses	42	629	6.7%	7.0%	8.3%	9.2%
% of FP17s Relating to Free Repair or Replacements	2	629	0.3%	0.7%	0.7%	0.7%
% of FP17s Relating to Continuations	1	629	0.2%	1.0%	0.8%	0.8%
% of Patients satisfied with the dentistry they have received	0	0	N/A	92.3%	93.2%	93.4%
% of Patients satisfied with the time they had to wait for an appointment	0	0	N/A	86.3%	88.5%	87.6%

* This is based on patients treated on this contract for their most recent course of treatment.

Figures in italics indicate the base number of FP17s or Patient Questionnaire responses are less than 100. N/A is shown where the base number of responses is less than 10 during the period. % is calculated as Quantity/Base number*100

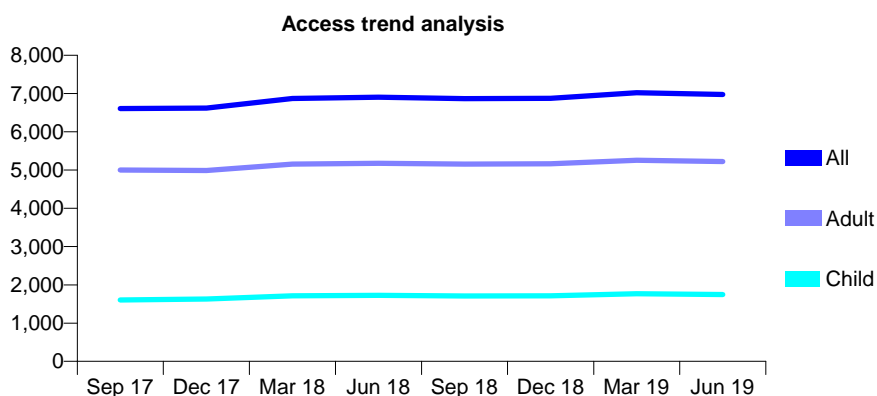
Q55 - Vital Signs At a Glance Contract Report for 178470/0004 - June 2019

Name or company name	Disa Dental Limited
Contract type name	GDS Contract
Purpose of contract	General
Contract start date	01/10/2007
Contract end date	

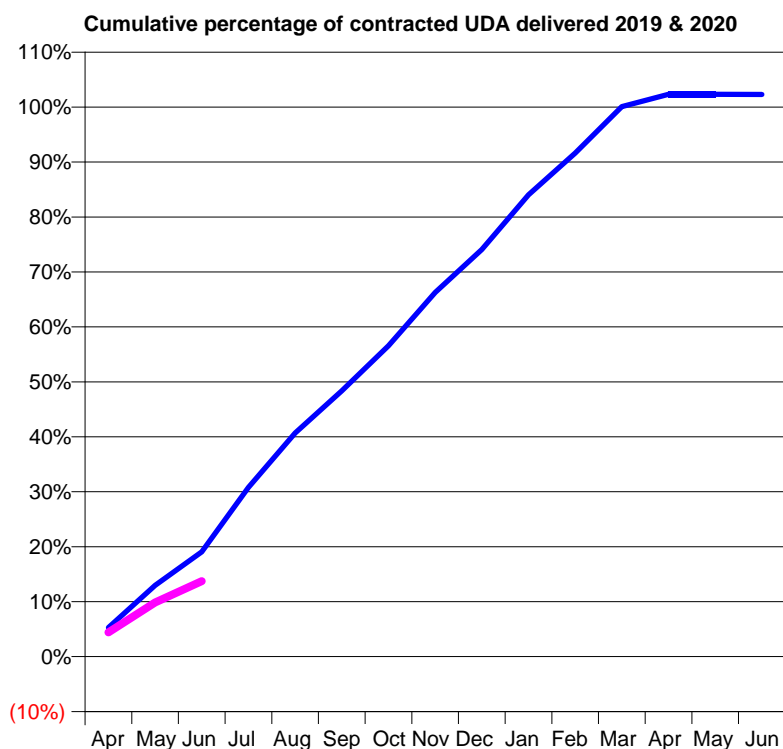
19/20 Contracted general activity (UDA)	20,412
Carry forward general activity (UDA)	0
19/20 Contracted orthodontic activity (UOA)	0
Carry forward orthodontic activity (UOA)	0
Baseline contract value	£669,051.50

ACCESS*

Patients seen in 24 months	Total	Change since previous quarter
Quarter ending June 2018	6,903	
Quarter ending September 2018	6,864	→
Quarter ending December 2018	6,877	→
Quarter ending March 2019	7,022	↑
Quarter ending June 2019	6,973	→
Variance since June 2018	1.0%	→



ACTIVITY



Month	Adjusted Scheduled Activity (UDA)	
	2019	2020
April	1,136	899
May	2,777	2,013
June	4,082	2,805
July	6,596	
August	8,715	
September	10,352	
October	12,113	
November	14,186	
December	15,858	
January	17,991	
February	19,617	
March	21,428	
April	21,908	
May	21,909	
June	21,902	

QUALITY

	Quantity	Base Number	Contract	AT	Region	England
% of FP17s for the same patient ID Re-attending within 3 months - Children	14	470	3.0%	9.8%	11.2%	11.4%
% of FP17s for the same patient ID Re-attending within 3 months - Adults	160	1,399	11.4%	13.5%	14.8%	15.4%
% of FP17s for the same patient ID Re-attending between 3 & 9 months - Children	330	470	70.2%	63.2%	60.9%	59.8%
% of FP17s for the same patient ID Re-attending between 3 & 9 months - Adults	936	1,399	66.9%	57.2%	53.2%	52.1%
% of FP17s for Band 1 Urgent Courses	153	1,611	9.5%	7.0%	8.3%	9.2%
% of FP17s Relating to Free Repair or Replacements	14	1,611	0.9%	0.7%	0.7%	0.7%
% of FP17s Relating to Continuations	3	1,611	0.2%	1.0%	0.8%	0.8%
% of Patients satisfied with the dentistry they have received	1	2	N/A	92.3%	93.2%	93.4%
% of Patients satisfied with the time they had to wait for an appointment	2	2	N/A	86.3%	88.5%	87.6%

* This is based on patients treated on this contract for their most recent course of treatment. Figures in italics indicate the base number of FP17s or Patient Questionnaire responses are less than 100. N/A is shown where the base number of responses is less than 10 during the period. % is calculated as Quantity/Base number*100

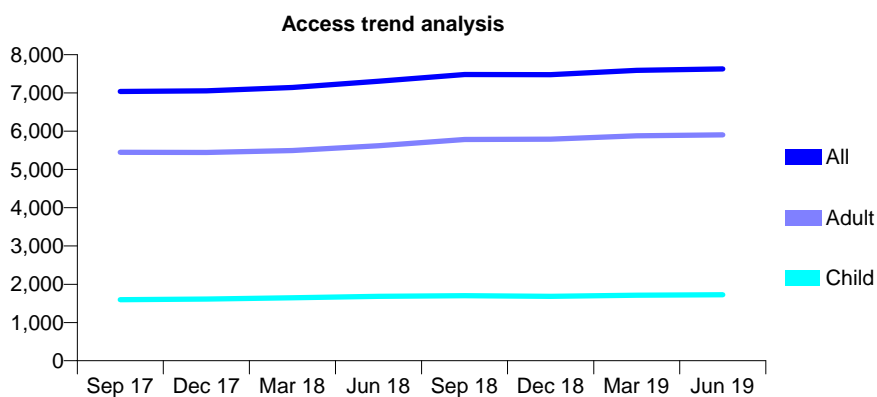
Q55 - Vital Signs At a Glance Contract Report for 179965/0001 - June 2019

Name or company name	Broadwalk Dental Practice
Contract type name	GDS Contract
Purpose of contract	General
Contract start date	01/04/2012
Contract end date	

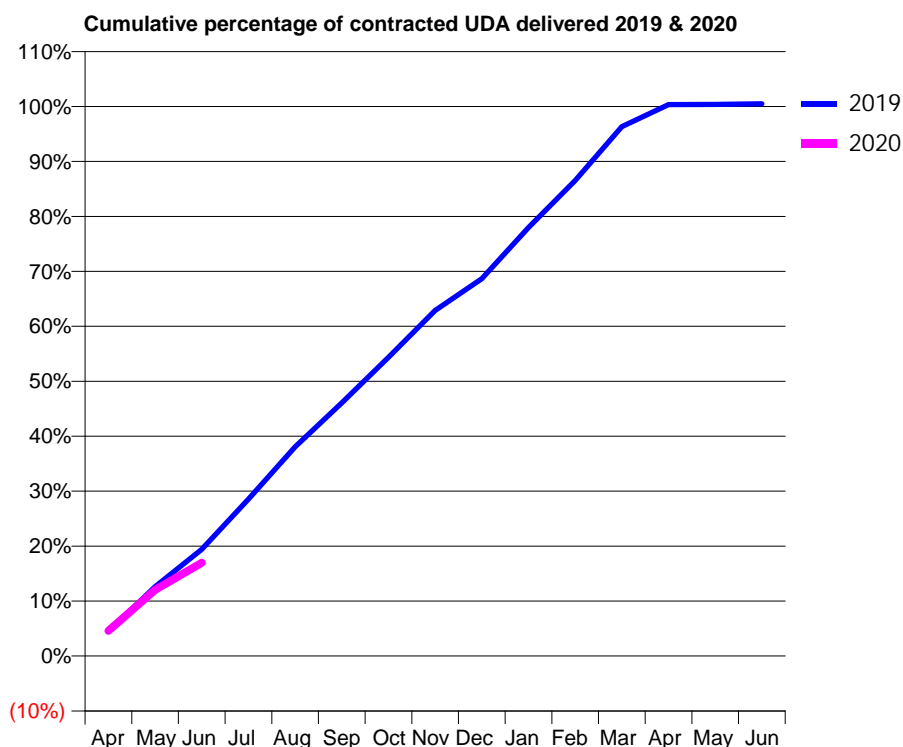
19/20 Contracted general activity (UDA)	18,598
Carry forward general activity (UDA)	0
19/20 Contracted orthodontic activity (UOA)	0
Carry forward orthodontic activity (UOA)	0
Baseline contract value	£419,740.88

ACCESS*

Patients seen in 24 months	Total	Change since previous quarter
Quarter ending June 2018	7,304	
Quarter ending September 2018	7,481	↑
Quarter ending December 2018	7,479	→
Quarter ending March 2019	7,592	→
Quarter ending June 2019	7,629	→
Variance since June 2018	4.4%	↑



ACTIVITY



Month	Adjusted Scheduled Activity (UDA)	
	2019	2020
April	832	854
May	2,350	2,243
June	3,610	3,158
July	5,309	
August	7,083	
September	8,567	
October	10,114	
November	11,698	
December	12,770	
January	14,504	
February	16,090	
March	17,917	
April	18,662	
May	18,668	
June	18,687	

QUALITY

	Quantity	Base Number	Contract	AT	Region	England
% of FP17s for the same patient ID Re-attending within 3 months - Children	46	487	9.4%	9.8%	11.2%	11.4%
% of FP17s for the same patient ID Re-attending within 3 months - Adults	213	1,615	13.2%	13.5%	14.8%	15.4%
% of FP17s for the same patient ID Re-attending between 3 & 9 months - Children	239	487	49.1%	63.2%	60.9%	59.8%
% of FP17s for the same patient ID Re-attending between 3 & 9 months - Adults	791	1,615	49.0%	57.2%	53.2%	52.1%
% of FP17s for Band 1 Urgent Courses	134	1,609	8.3%	7.0%	8.3%	9.2%
% of FP17s Relating to Free Repair or Replacements	6	1,609	0.4%	0.7%	0.7%	0.7%
% of FP17s Relating to Continuations	34	1,609	2.1%	1.0%	0.8%	0.8%
% of Patients satisfied with the dentistry they have received	4	5	N/A	92.3%	93.2%	93.4%
% of Patients satisfied with the time they had to wait for an appointment	4	5	N/A	86.3%	88.5%	87.6%

* This is based on patients treated on this contract for their most recent course of treatment. Figures in italics indicate the base number of FP17s or Patient Questionnaire responses are less than 100. N/A is shown where the base number of responses is less than 10 during the period. % is calculated as Quantity/Base number*100

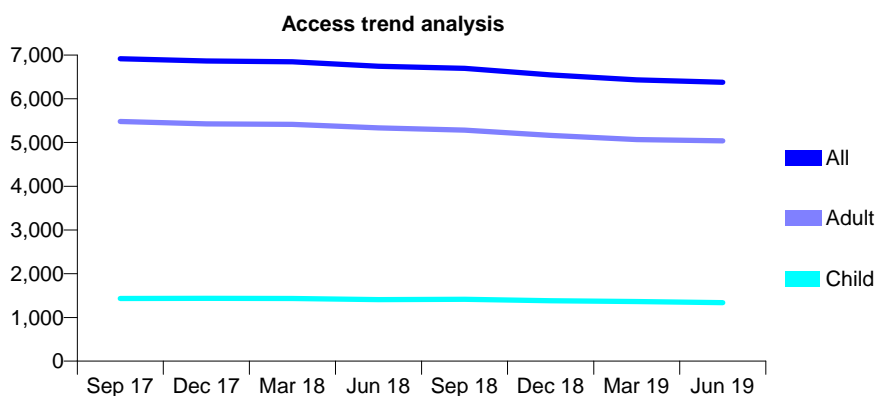
Q55 - Vital Signs At a Glance Contract Report for 180343/0001 - June 2019

Name or company name	Hall and Purchase
Contract type name	GDS Contract
Purpose of contract	General
Contract start date	01/02/2011
Contract end date	

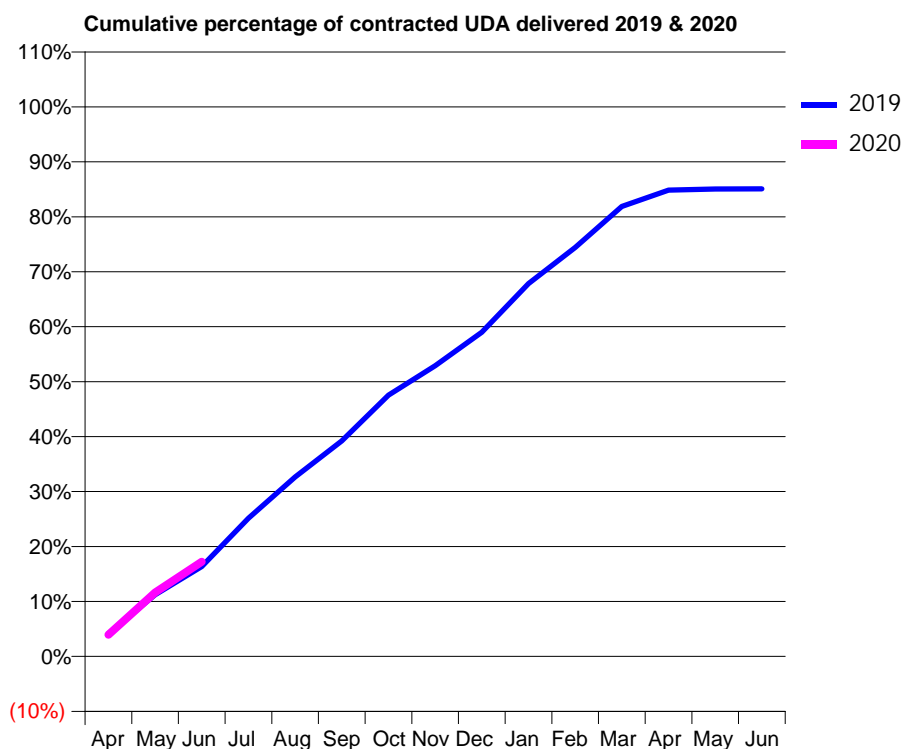
19/20 Contracted general activity (UDA)	18,261
Carry forward general activity (UDA)	0
19/20 Contracted orthodontic activity (UOA)	0
Carry forward orthodontic activity (UOA)	0
Baseline contract value	£478,390.68

ACCESS*

Patients seen in 24 months	Total	Change since previous quarter
Quarter ending June 2018	6,743	
Quarter ending September 2018	6,698	→
Quarter ending December 2018	6,546	↓
Quarter ending March 2019	6,433	↓
Quarter ending June 2019	6,375	→
Variance since June 2018	(5.5%)	↓



ACTIVITY



Month	2019	2020
April	761	720
May	2,050	2,123
June	2,985	3,145
July	4,592	
August	5,963	
September	7,163	
October	8,683	
November	9,664	
December	10,773	
January	12,388	
February	13,589	
March	14,949	
April	15,496	
May	15,531	
June	15,535	

QUALITY

	Quantity	Base Number	Contract	AT	Region	England
% of FP17s for the same patient ID Re-attending within 3 months - Children	51	526	9.7%	9.8%	11.2%	11.4%
% of FP17s for the same patient ID Re-attending within 3 months - Adults	263	1,875	14.0%	13.5%	14.8%	15.4%
% of FP17s for the same patient ID Re-attending between 3 & 9 months - Children	368	526	70.0%	63.2%	60.9%	59.8%
% of FP17s for the same patient ID Re-attending between 3 & 9 months - Adults	1,057	1,875	56.4%	57.2%	53.2%	52.1%
% of FP17s for Band 1 Urgent Courses	194	2,022	9.6%	7.0%	8.3%	9.2%
% of FP17s Relating to Free Repair or Replacements	3	2,022	0.1%	0.7%	0.7%	0.7%
% of FP17s Relating to Continuations	9	2,022	0.4%	1.0%	0.8%	0.8%
% of Patients satisfied with the dentistry they have received	4	4	N/A	92.3%	93.2%	93.4%
% of Patients satisfied with the time they had to wait for an appointment	3	4	N/A	86.3%	88.5%	87.6%

* This is based on patients treated on this contract for their most recent course of treatment. Figures in italics indicate the base number of FP17s or Patient Questionnaire responses are less than 100. N/A is shown where the base number of responses is less than 10 during the period. % is calculated as Quantity/Base number*100

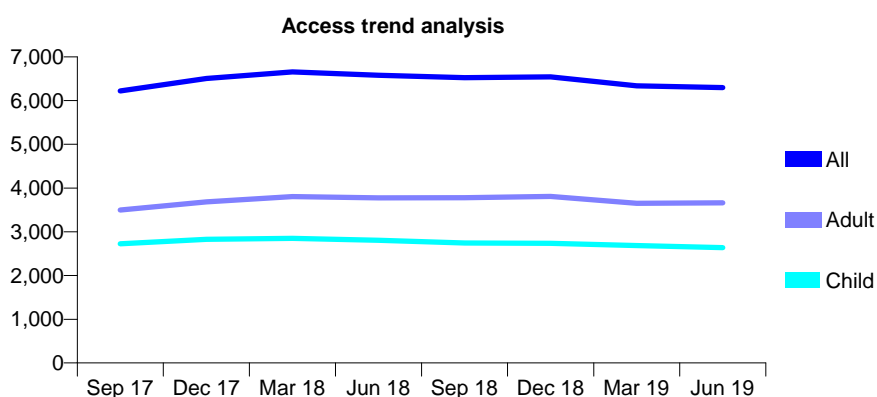
Q55 - Vital Signs At a Glance Contract Report for 180424/0001 - June 2019

Name or company name	S Cowley, R Ingham and J Angelo
Contract type name	GDS Contract
Purpose of contract	General
Contract start date	01/04/2006
Contract end date	

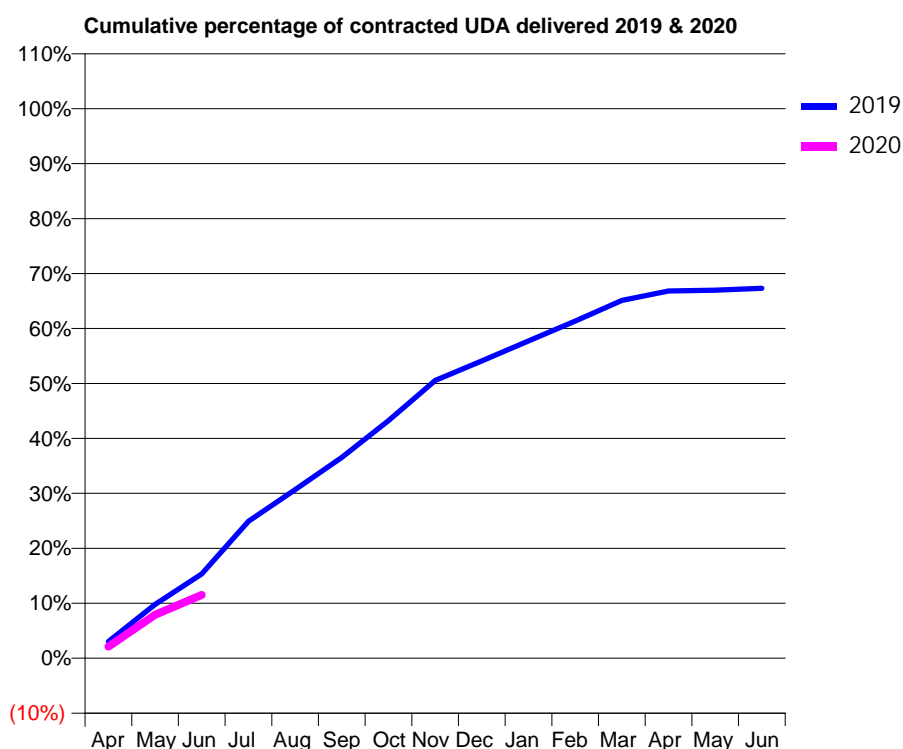
19/20 Contracted general activity (UDA)	26,075
Carry forward general activity (UDA)	0
19/20 Contracted orthodontic activity (UOA)	0
Carry forward orthodontic activity (UOA)	0
Baseline contract value	£764,138.74

ACCESS*

Patients seen in 24 months	Total	Change since previous quarter
Quarter ending June 2018	6,581	
Quarter ending September 2018	6,522	→
Quarter ending December 2018	6,544	→
Quarter ending March 2019	6,337	↓
Quarter ending June 2019	6,297	→
Variance since June 2018	(4.3%)	↓



ACTIVITY



Month	2019	2020
April	794	553
May	2,563	2,064
June	3,996	3,006
July	6,492	
August	7,999	
September	9,525	
October	11,273	
November	13,178	
December	14,108	
January	15,057	
February	15,998	
March	16,971	
April	17,424	
May	17,461	
June	17,557	

QUALITY

	Quantity	Base Number	Contract	AT	Region	England
% of FP17s for the same patient ID Re-attending within 3 months - Children	34	606	5.6%	9.8%	11.2%	11.4%
% of FP17s for the same patient ID Re-attending within 3 months - Adults	106	814	13.0%	13.5%	14.8%	15.4%
% of FP17s for the same patient ID Re-attending between 3 & 9 months - Children	287	606	47.4%	63.2%	60.9%	59.8%
% of FP17s for the same patient ID Re-attending between 3 & 9 months - Adults	353	814	43.4%	57.2%	53.2%	52.1%
% of FP17s for Band 1 Urgent Courses	123	1,188	10.4%	7.0%	8.3%	9.2%
% of FP17s Relating to Free Repair or Replacements	6	1,188	0.5%	0.7%	0.7%	0.7%
% of FP17s Relating to Continuations	8	1,188	0.7%	1.0%	0.8%	0.8%
% of Patients satisfied with the dentistry they have received	1	1	N/A	92.3%	93.2%	93.4%
% of Patients satisfied with the time they had to wait for an appointment	1	1	N/A	86.3%	88.5%	87.6%

* This is based on patients treated on this contract for their most recent course of treatment. Figures in italics indicate the base number of FP17s or Patient Questionnaire responses are less than 100. N/A is shown where the base number of responses is less than 10 during the period. % is calculated as Quantity/Base number*100

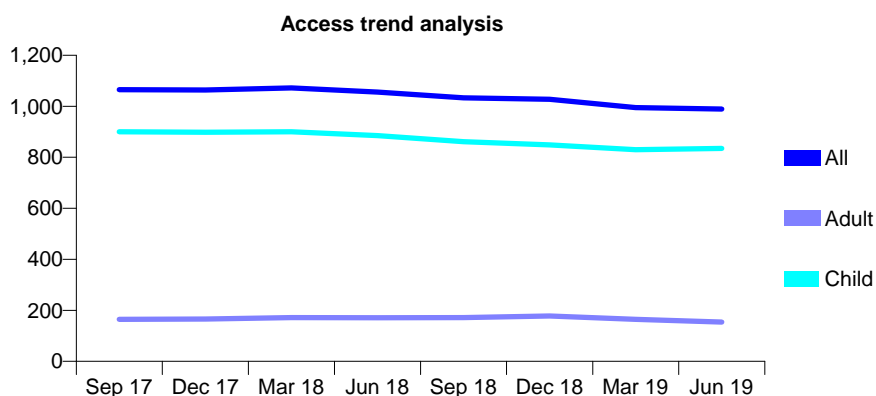
Q55 - Vital Signs At a Glance Contract Report for 182222/0001 - June 2019

Name or company name	Spondon Dental
Contract type name	GDS Contract
Purpose of contract	General
Contract start date	01/03/2014
Contract end date	

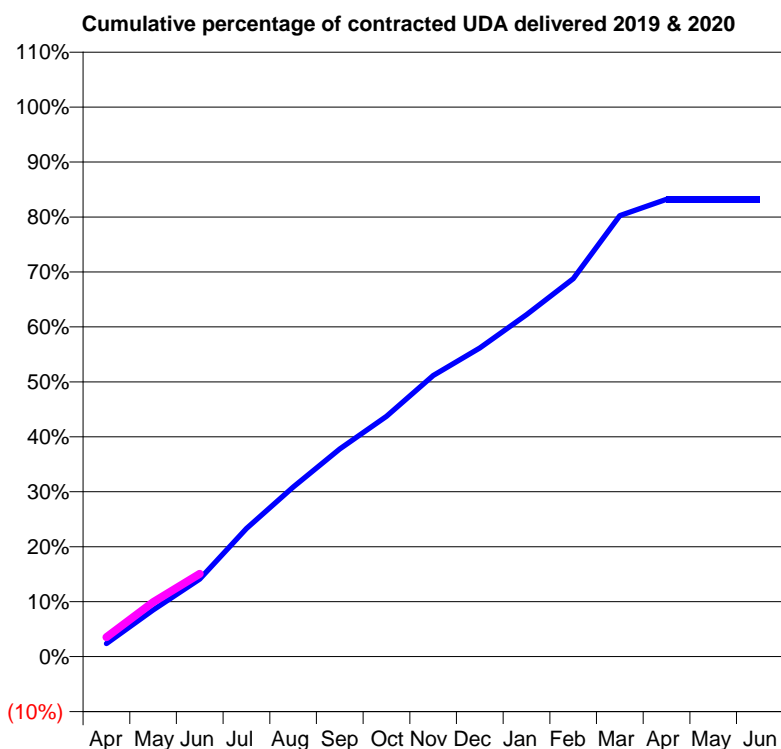
19/20 Contracted general activity (UDA)	2,170
Carry forward general activity (UDA)	0
19/20 Contracted orthodontic activity (UOA)	0
Carry forward orthodontic activity (UOA)	0
Baseline contract value	£42,363.63

ACCESS*

Patients seen in 24 months	Total	Change since previous quarter
Quarter ending June 2018	1,056	
Quarter ending September 2018	1,033	↓
Quarter ending December 2018	1,027	→
Quarter ending March 2019	995	↓
Quarter ending June 2019	989	→
Variance since June 2018	(6.3%)	↓



ACTIVITY



Month	Adjusted Scheduled Activity (UDA)	
	2019	2020
April	52	77
May	184	215
June	306	327
July	506	
August	670	
September	820	
October	949	
November	1,110	
December	1,219	
January	1,350	
February	1,492	
March	1,741	
April	1,806	
May	1,806	
June	1,806	

QUALITY

	Quantity	Base Number	Contract	AT	Region	England
% of FP17s for the same patient ID Re-attending within 3 months - Children	22	286	7.7%	9.8%	11.2%	11.4%
% of FP17s for the same patient ID Re-attending within 3 months - Adults	3	17	17.6%	13.5%	14.8%	15.4%
% of FP17s for the same patient ID Re-attending between 3 & 9 months - Children	183	286	64.0%	63.2%	60.9%	59.8%
% of FP17s for the same patient ID Re-attending between 3 & 9 months - Adults	8	17	47.1%	57.2%	53.2%	52.1%
% of FP17s for Band 1 Urgent Courses	11	253	4.3%	7.0%	8.3%	9.2%
% of FP17s Relating to Free Repair or Replacements	0	253	0.0%	0.7%	0.7%	0.7%
% of FP17s Relating to Continuations	0	253	0.0%	1.0%	0.8%	0.8%
% of Patients satisfied with the dentistry they have received	1	1	N/A	92.3%	93.2%	93.4%
% of Patients satisfied with the time they had to wait for an appointment	1	1	N/A	86.3%	88.5%	87.6%

* This is based on patients treated on this contract for their most recent course of treatment. Figures in italics indicate the base number of FP17s or Patient Questionnaire responses are less than 100. N/A is shown where the base number of responses is less than 10 during the period. % is calculated as Quantity/Base number*100

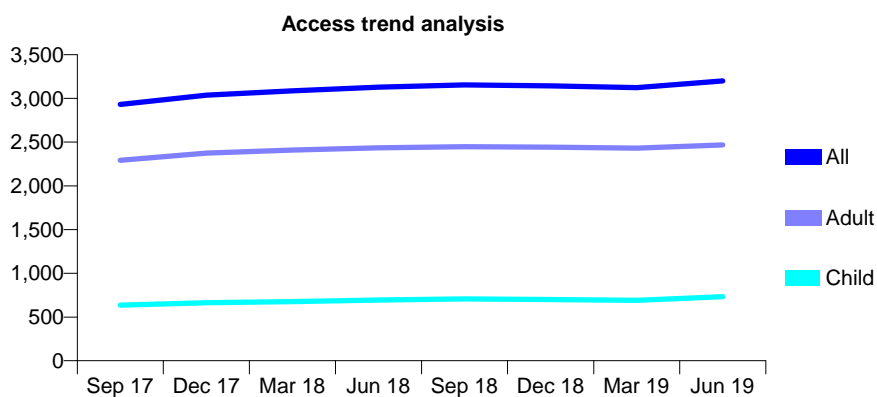
Q55 - Vital Signs At a Glance Contract Report for 183687/0001 - June 2019

Name or company name	Calverton Dental Practice
Contract type name	GDS Contract
Purpose of contract	General
Contract start date	20/11/2015
Contract end date	

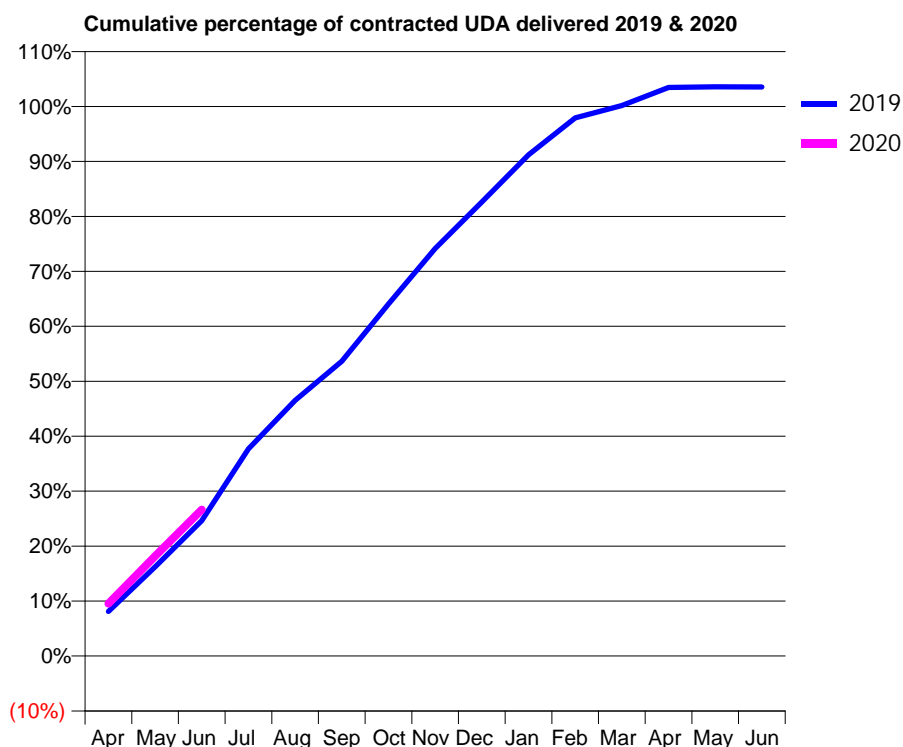
19/20 Contracted general activity (UDA)	10,938
Carry forward general activity (UDA)	0
19/20 Contracted orthodontic activity (UOA)	0
Carry forward orthodontic activity (UOA)	0
Baseline contract value	£253,563.98

ACCESS*

Patients seen in 24 months	Total	Change since previous quarter
Quarter ending June 2018	3,129	
Quarter ending September 2018	3,154	→
Quarter ending December 2018	3,142	→
Quarter ending March 2019	3,123	→
Quarter ending June 2019	3,201	↑
Variance since June 2018	2.3%	↑



ACTIVITY



Month	Adjusted Scheduled Activity (UDA)	
	2019	2020
April	887	1,043
May	1,778	1,989
June	2,692	2,912
July	4,124	
August	5,090	
September	5,868	
October	7,005	
November	8,113	
December	9,037	
January	9,977	
February	10,710	
March	10,955	
April	11,317	
May	11,329	
June	11,326	

QUALITY

	Quantity	Base Number	Contract	AT	Region	England
% of FP17s for the same patient ID Re-attending within 3 months - Children	44	415	10.6%	9.8%	11.2%	11.4%
% of FP17s for the same patient ID Re-attending within 3 months - Adults	143	1,184	12.1%	13.5%	14.8%	15.4%
% of FP17s for the same patient ID Re-attending between 3 & 9 months - Children	253	415	61.0%	63.2%	60.9%	59.8%
% of FP17s for the same patient ID Re-attending between 3 & 9 months - Adults	792	1,184	66.9%	57.2%	53.2%	52.1%
% of FP17s for Band 1 Urgent Courses	101	1,415	7.1%	7.0%	8.3%	9.2%
% of FP17s Relating to Free Repair or Replacements	4	1,415	0.3%	0.7%	0.7%	0.7%
% of FP17s Relating to Continuations	13	1,415	0.9%	1.0%	0.8%	0.8%
% of Patients satisfied with the dentistry they have received	5	5	N/A	92.3%	93.2%	93.4%
% of Patients satisfied with the time they had to wait for an appointment	5	5	N/A	86.3%	88.5%	87.6%

* This is based on patients treated on this contract for their most recent course of treatment. Figures in italics indicate the base number of FP17s or Patient Questionnaire responses are less than 100. N/A is shown where the base number of responses is less than 10 during the period. % is calculated as Quantity/Base number*100

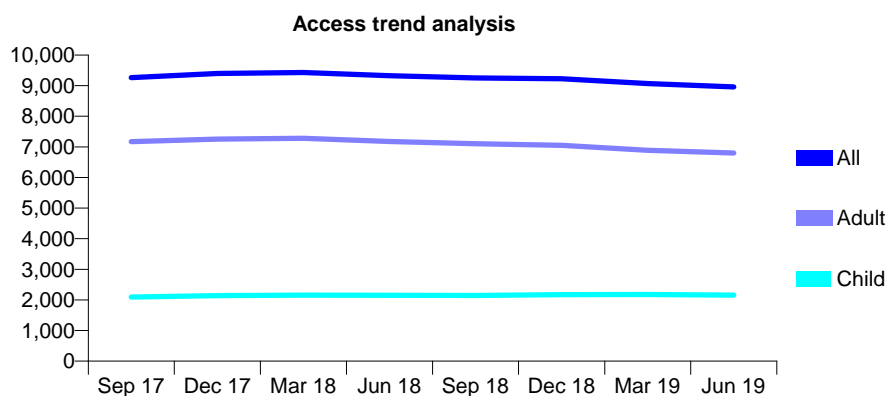
Q55 - Vital Signs At a Glance Contract Report for 183830/0001 - June 2019

Name or company name	KH & GW Ltd
Contract type name	GDS Contract
Purpose of contract	General and Orthodontic
Contract start date	01/04/2008
Contract end date	

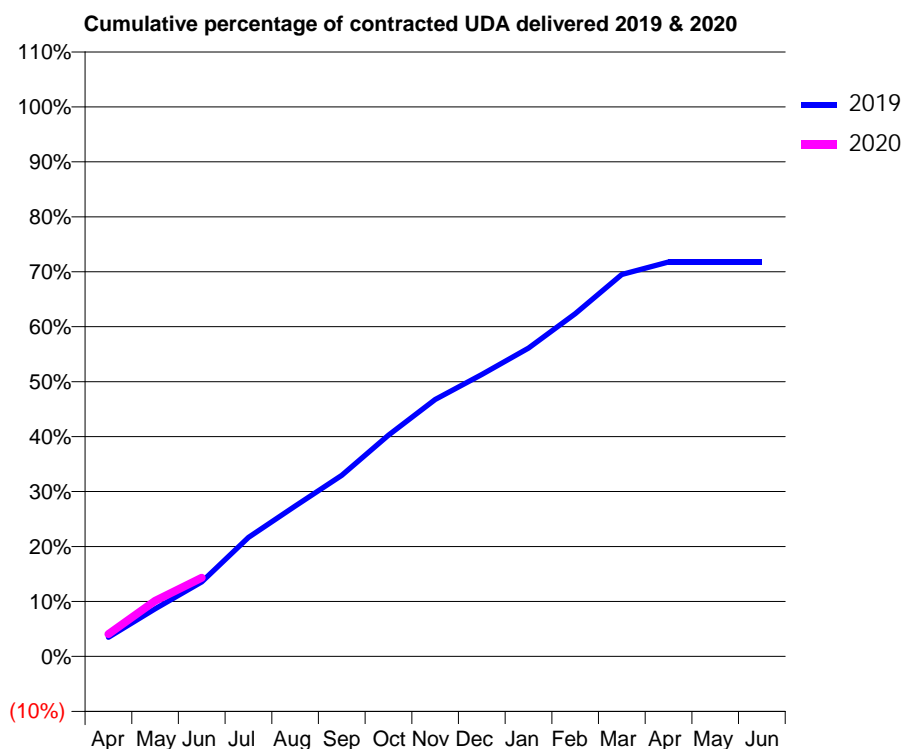
19/20 Contracted general activity (UDA)	27,460
Carry forward general activity (UDA)	0
19/20 Contracted orthodontic activity (UOA)	1,020
Carry forward orthodontic activity (UOA)	0
Baseline contract value	£978,533.01

ACCESS*

Patients seen in 24 months	Total	Change since previous quarter
Quarter ending June 2018	9,325	
Quarter ending September 2018	9,252	→
Quarter ending December 2018	9,225	→
Quarter ending March 2019	9,071	↓
Quarter ending June 2019	8,959	↓
Variance since June 2018	(3.9%)	↓



ACTIVITY



Month	2019	2020
April	953	1,118
May	2,385	2,781
June	3,724	3,933
July	5,947	
August	7,512	
September	9,044	
October	11,055	
November	12,838	
December	14,089	
January	15,407	
February	17,120	
March	19,091	
April	19,707	
May	19,706	
June	19,708	

QUALITY

	Quantity	Base Number	Contract	AT	Region	England
% of FP17s for the same patient ID Re-attending within 3 months - Children	47	773	6.1%	9.8%	11.2%	11.4%
% of FP17s for the same patient ID Re-attending within 3 months - Adults	167	1,897	8.8%	13.5%	14.8%	15.4%
% of FP17s for the same patient ID Re-attending between 3 & 9 months - Children	482	773	62.4%	63.2%	60.9%	59.8%
% of FP17s for the same patient ID Re-attending between 3 & 9 months - Adults	980	1,897	51.7%	57.2%	53.2%	52.1%
% of FP17s for Band 1 Urgent Courses	123	2,294	5.4%	7.0%	8.3%	9.2%
% of FP17s Relating to Free Repair or Replacements	12	2,294	0.5%	0.7%	0.7%	0.7%
% of FP17s Relating to Continuations	34	2,294	1.5%	1.0%	0.8%	0.8%
% of Patients satisfied with the dentistry they have received	2	2	N/A	92.3%	93.2%	93.4%
% of Patients satisfied with the time they had to wait for an appointment	2	2	N/A	86.3%	88.5%	87.6%

* This is based on patients treated on this contract for their most recent course of treatment. Figures in italics indicate the base number of FP17s or Patient Questionnaire responses are less than 100. N/A is shown where the base number of responses is less than 10 during the period. % is calculated as Quantity/Base number*100

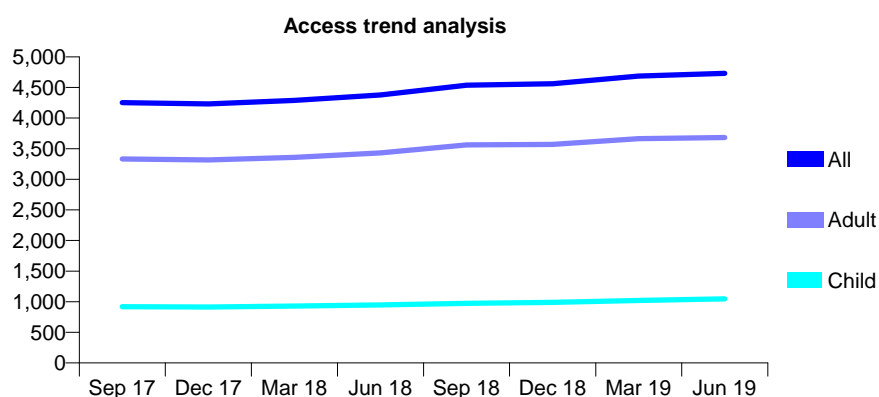
Q55 - Vital Signs At a Glance Contract Report for 183881/0001 - June 2019

Name or company name	Southwell Dental Care
Contract type name	GDS Contract
Purpose of contract	General
Contract start date	28/11/2014
Contract end date	

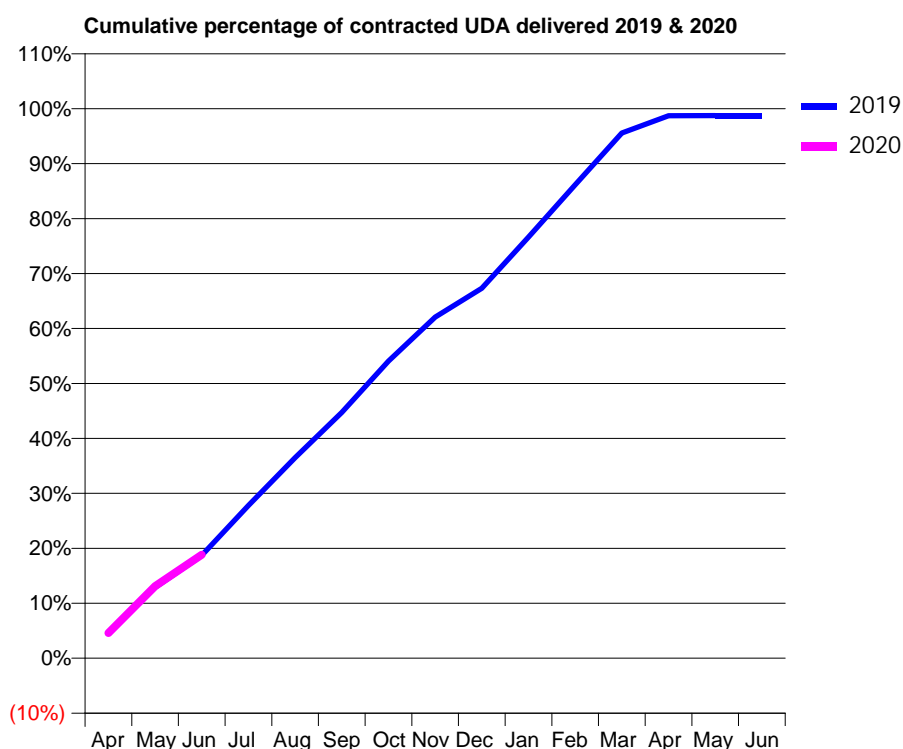
19/20 Contracted general activity (UDA)	12,023
Carry forward general activity (UDA)	0
19/20 Contracted orthodontic activity (UOA)	0
Carry forward orthodontic activity (UOA)	0
Baseline contract value	£313,070.78

ACCESS*

Patients seen in 24 months	Total	Change since previous quarter
Quarter ending June 2018	4,377	
Quarter ending September 2018	4,536	↑
Quarter ending December 2018	4,560	→
Quarter ending March 2019	4,685	↑
Quarter ending June 2019	4,730	→
Variance since June 2018	8.1%	↑



ACTIVITY



Month	2019	2020
April	592	553
May	1,608	1,578
June	2,334	2,267
July	3,466	
August	4,554	
September	5,578	
October	6,744	
November	7,740	
December	8,396	
January	9,561	
February	10,748	
March	11,921	
April	12,311	
May	12,314	
June	12,314	

QUALITY

	Quantity	Base Number	Contract	AT	Region	England
% of FP17s for the same patient ID Re-attending within 3 months - Children	14	397	3.5%	9.8%	11.2%	11.4%
% of FP17s for the same patient ID Re-attending within 3 months - Adults	84	1,387	6.1%	13.5%	14.8%	15.4%
% of FP17s for the same patient ID Re-attending between 3 & 9 months - Children	259	397	65.2%	63.2%	60.9%	59.8%
% of FP17s for the same patient ID Re-attending between 3 & 9 months - Adults	865	1,387	62.4%	57.2%	53.2%	52.1%
% of FP17s for Band 1 Urgent Courses	33	1,548	2.1%	7.0%	8.3%	9.2%
% of FP17s Relating to Free Repair or Replacements	16	1,548	1.0%	0.7%	0.7%	0.7%
% of FP17s Relating to Continuations	16	1,548	1.0%	1.0%	0.8%	0.8%
% of Patients satisfied with the dentistry they have received	5	5	N/A	92.3%	93.2%	93.4%
% of Patients satisfied with the time they had to wait for an appointment	5	5	N/A	86.3%	88.5%	87.6%

* This is based on patients treated on this contract for their most recent course of treatment.

Figures in italics indicate the base number of FP17s or Patient Questionnaire responses are less than 100. N/A is shown where the base number of responses is less than 10 during the period. % is calculated as Quantity/Base number*100

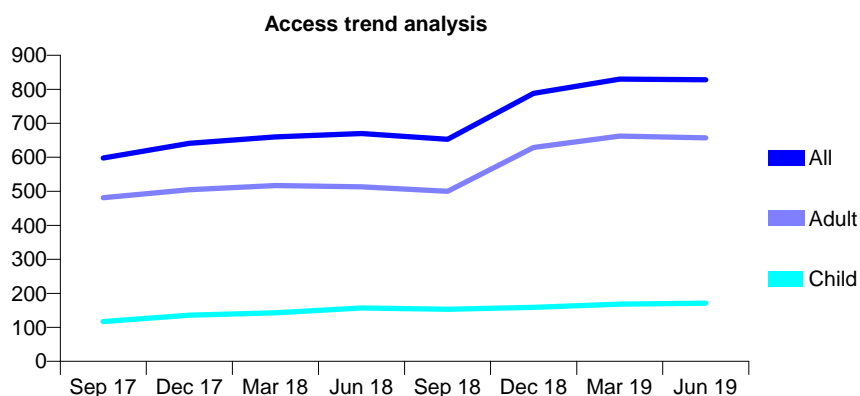
Q55 - Vital Signs At a Glance Contract Report for 183881/0002 - June 2019

Name or company name	Southwell Dental Care
Contract type name	GDS Contract
Purpose of contract	General
Contract start date	28/11/2014
Contract end date	

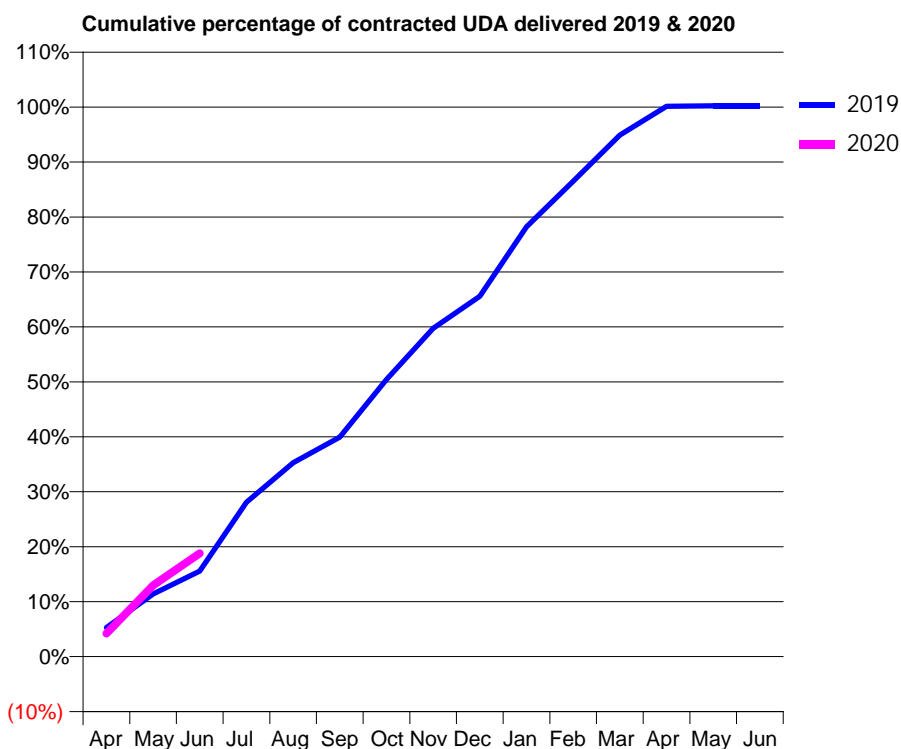
19/20 Contracted general activity (UDA)	2,532
Carry forward general activity (UDA)	0
19/20 Contracted orthodontic activity (UOA)	0
Carry forward orthodontic activity (UOA)	0
Baseline contract value	£55,021.31

ACCESS*

Patients seen in 24 months	Total	Change since previous quarter
Quarter ending June 2018	670	
Quarter ending September 2018	653	↓
Quarter ending December 2018	788	↑
Quarter ending March 2019	830	↑
Quarter ending June 2019	828	→
Variance since June 2018	23.6%	↑



ACTIVITY



Month	Adjusted Scheduled Activity (UDA)	
	2019	2020
April	133	106
May	288	329
June	394	476
July	711	
August	893	
September	1,011	
October	1,276	
November	1,513	
December	1,660	
January	1,980	
February	2,190	
March	2,403	
April	2,535	
May	2,537	
June	2,537	

QUALITY

	Quantity	Base Number	Contract	AT	Region	England
% of FP17s for the same patient ID Re-attending within 3 months - Children	1	86	1.2%	9.8%	11.2%	11.4%
% of FP17s for the same patient ID Re-attending within 3 months - Adults	10	309	3.2%	13.5%	14.8%	15.4%
% of FP17s for the same patient ID Re-attending between 3 & 9 months - Children	9	86	10.5%	63.2%	60.9%	59.8%
% of FP17s for the same patient ID Re-attending between 3 & 9 months - Adults	34	309	11.0%	57.2%	53.2%	52.1%
% of FP17s for Band 1 Urgent Courses	15	309	4.9%	7.0%	8.3%	9.2%
% of FP17s Relating to Free Repair or Replacements	8	309	2.6%	0.7%	0.7%	0.7%
% of FP17s Relating to Continuations	5	309	1.6%	1.0%	0.8%	0.8%
% of Patients satisfied with the dentistry they have received	1	1	N/A	92.3%	93.2%	93.4%
% of Patients satisfied with the time they had to wait for an appointment	1	1	N/A	86.3%	88.5%	87.6%

* This is based on patients treated on this contract for their most recent course of treatment. Figures in italics indicate the base number of FP17s or Patient Questionnaire responses are less than 100. N/A is shown where the base number of responses is less than 10 during the period. % is calculated as Quantity/Base number*100

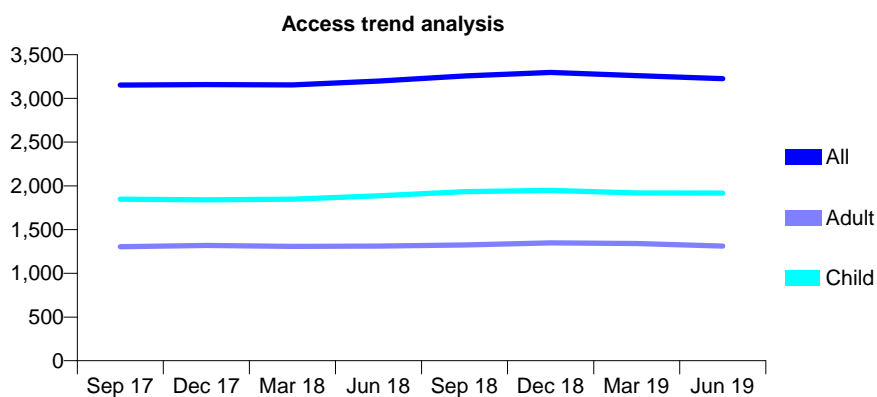
Q55 - Vital Signs At a Glance Contract Report for 183938/0001 - June 2019

Name or company name	The Arnold Dental Centre
Contract type name	GDS Contract
Purpose of contract	General
Contract start date	01/06/2010
Contract end date	

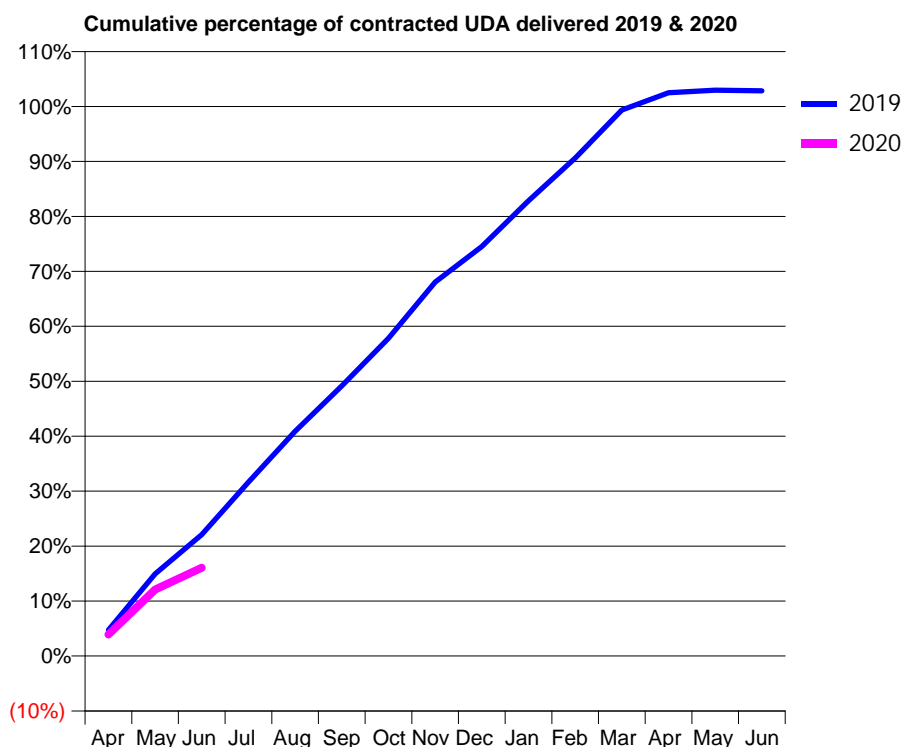
19/20 Contracted general activity (UDA)	10,000
Carry forward general activity (UDA)	0
19/20 Contracted orthodontic activity (UOA)	0
Carry forward orthodontic activity (UOA)	0
Baseline contract value	£233,668.25

ACCESS*

Patients seen in 24 months	Total	Change since previous quarter
Quarter ending June 2018	3,197	
Quarter ending September 2018	3,257	→
Quarter ending December 2018	3,296	→
Quarter ending March 2019	3,260	↓
Quarter ending June 2019	3,227	↓
Variance since June 2018	0.9%	→



ACTIVITY



Month	Adjusted Scheduled Activity (UDA)	
	2019	2020
April	474	391
May	1,495	1,210
June	2,209	1,609
July	3,164	
August	4,090	
September	4,914	
October	5,781	
November	6,803	
December	7,450	
January	8,284	
February	9,063	
March	9,937	
April	10,248	
May	10,294	
June	10,283	

QUALITY

	Quantity	Base Number	Contract	AT	Region	England
% of FP17s for the same patient ID Re-attending within 3 months - Children	68	688	9.9%	9.8%	11.2%	11.4%
% of FP17s for the same patient ID Re-attending within 3 months - Adults	86	420	20.5%	13.5%	14.8%	15.4%
% of FP17s for the same patient ID Re-attending between 3 & 9 months - Children	482	688	70.1%	63.2%	60.9%	59.8%
% of FP17s for the same patient ID Re-attending between 3 & 9 months - Adults	247	420	58.8%	57.2%	53.2%	52.1%
% of FP17s for Band 1 Urgent Courses	49	920	5.3%	7.0%	8.3%	9.2%
% of FP17s Relating to Free Repair or Replacements	0	920	0.0%	0.7%	0.7%	0.7%
% of FP17s Relating to Continuations	0	920	0.0%	1.0%	0.8%	0.8%
% of Patients satisfied with the dentistry they have received	1	2	N/A	92.3%	93.2%	93.4%
% of Patients satisfied with the time they had to wait for an appointment	1	2	N/A	86.3%	88.5%	87.6%

* This is based on patients treated on this contract for their most recent course of treatment. Figures in italics indicate the base number of FP17s or Patient Questionnaire responses are less than 100. N/A is shown where the base number of responses is less than 10 during the period. % is calculated as Quantity/Base number*100

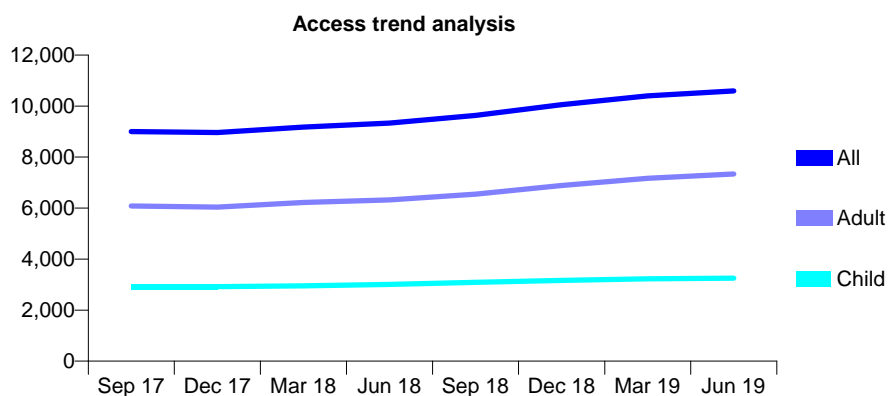
Q55 - Vital Signs At a Glance Contract Report for 187771/0001 - June 2019

Name or company name	The Oakwood Dental Centre Ltd
Contract type name	GDS Contract
Purpose of contract	General
Contract start date	01/04/2014
Contract end date	

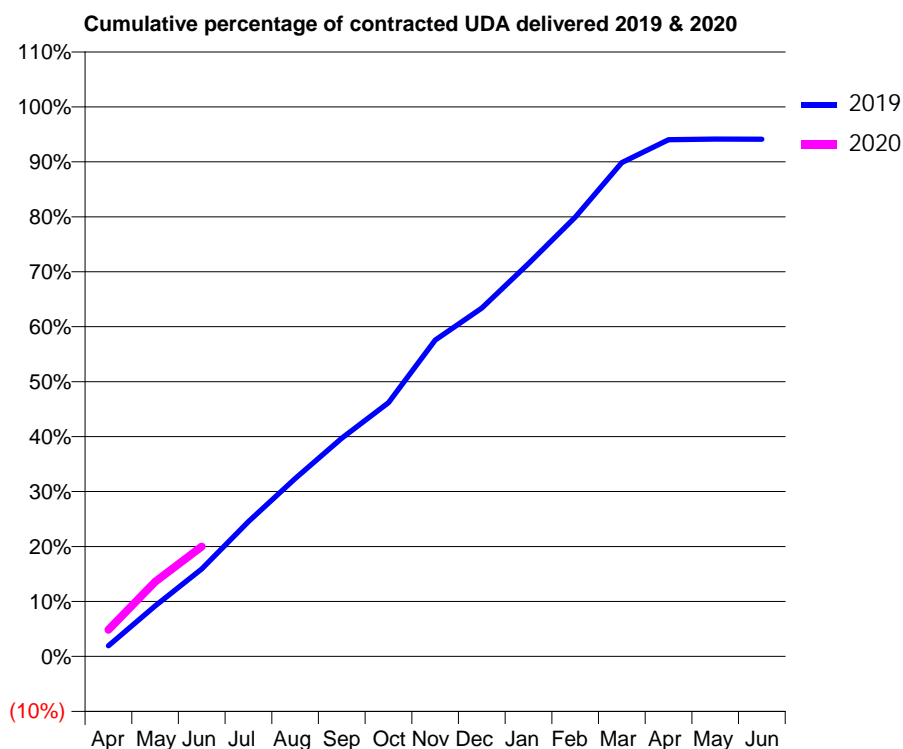
19/20 Contracted general activity (UDA)	23,844
Carry forward general activity (UDA)	0
19/20 Contracted orthodontic activity (UOA)	0
Carry forward orthodontic activity (UOA)	0
Baseline contract value	£734,829.30

ACCESS*

Patients seen in 24 months	Total	Change since previous quarter
Quarter ending June 2018	9,335	
Quarter ending September 2018	9,634	↑
Quarter ending December 2018	10,051	↑
Quarter ending March 2019	10,401	↑
Quarter ending June 2019	10,594	→
Variance since June 2018	13.5%	↑



ACTIVITY



Month	2019	2020
April	519	1,153
May	2,467	3,240
June	4,268	4,766
July	6,591	
August	8,691	
September	10,662	
October	12,392	
November	15,445	
December	17,014	
January	19,190	
February	21,453	
March	24,116	
April	25,239	
May	25,271	
June	25,259	

QUALITY

	Quantity	Base Number	Contract	AT	Region	England
% of FP17s for the same patient ID Re-attending within 3 months - Children	76	1,096	6.9%	9.8%	11.2%	11.4%
% of FP17s for the same patient ID Re-attending within 3 months - Adults	192	2,204	8.7%	13.5%	14.8%	15.4%
% of FP17s for the same patient ID Re-attending between 3 & 9 months - Children	674	1,096	61.5%	63.2%	60.9%	59.8%
% of FP17s for the same patient ID Re-attending between 3 & 9 months - Adults	1,180	2,204	53.5%	57.2%	53.2%	52.1%
% of FP17s for Band 1 Urgent Courses	143	2,796	5.1%	7.0%	8.3%	9.2%
% of FP17s Relating to Free Repair or Replacements	5	2,796	0.2%	0.7%	0.7%	0.7%
% of FP17s Relating to Continuations	25	2,796	0.9%	1.0%	0.8%	0.8%
% of Patients satisfied with the dentistry they have received	6	6	N/A	92.3%	93.2%	93.4%
% of Patients satisfied with the time they had to wait for an appointment	6	6	N/A	86.3%	88.5%	87.6%

* This is based on patients treated on this contract for their most recent course of treatment. Figures in italics indicate the base number of FP17s or Patient Questionnaire responses are less than 100. N/A is shown where the base number of responses is less than 10 during the period. % is calculated as Quantity/Base number*100

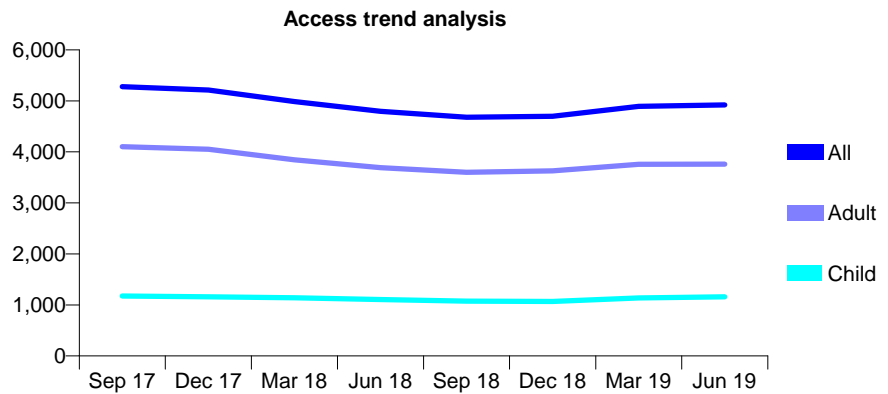
Q55 - Vital Signs At a Glance Contract Report for 191027/0001 - June 2019

Name or company name	Mansfield Dental Practice Limited
Contract type name	GDS Contract
Purpose of contract	General
Contract start date	01/12/2011
Contract end date	

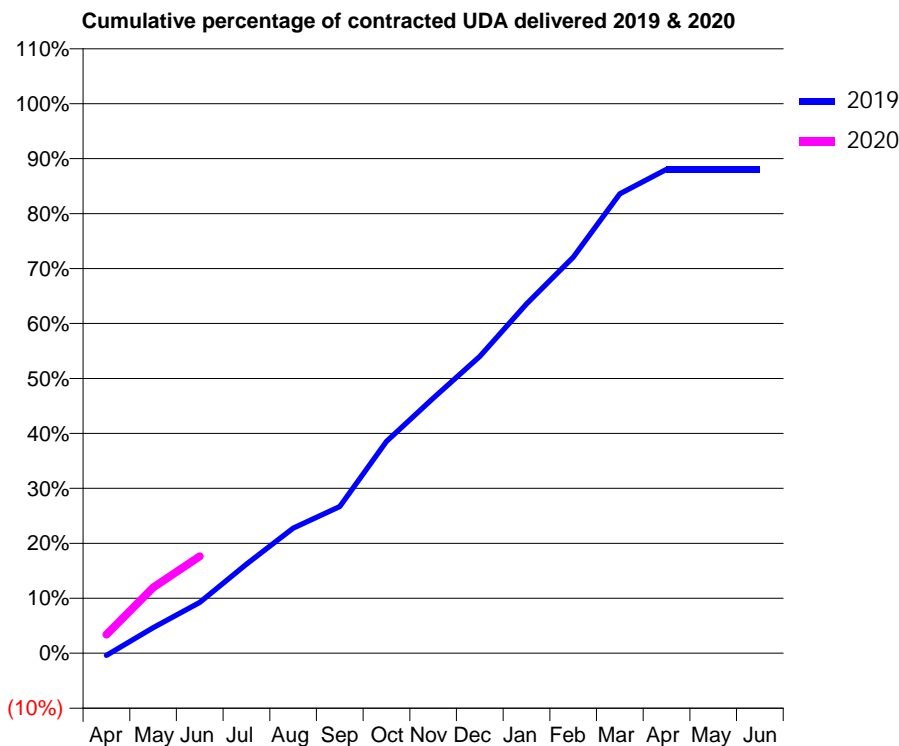
19/20 Contracted general activity (UDA)	15,700
Carry forward general activity (UDA)	0
19/20 Contracted orthodontic activity (UOA)	0
Carry forward orthodontic activity (UOA)	0
Baseline contract value	£366,095.51

ACCESS*

Patients seen in 24 months	Total	Change since previous quarter
Quarter ending June 2018	4,795	
Quarter ending September 2018	4,678	↓
Quarter ending December 2018	4,696	→
Quarter ending March 2019	4,894	↑
Quarter ending June 2019	4,922	→
Variance since June 2018	2.6%	↑



ACTIVITY



Month	2019	2020
April	-63	535
May	692	1,876
June	1,380	2,767
July	2,416	
August	3,389	
September	3,979	
October	5,743	
November	6,914	
December	8,048	
January	9,471	
February	10,738	
March	12,454	
April	13,121	
May	13,121	
June	13,121	

QUALITY

	Quantity	Base Number	Contract	AT	Region	England
% of FP17s for the same patient ID Re-attending within 3 months - Children	22	424	5.2%	9.8%	11.2%	11.4%
% of FP17s for the same patient ID Re-attending within 3 months - Adults	164	1,347	12.2%	13.5%	14.8%	15.4%
% of FP17s for the same patient ID Re-attending between 3 & 9 months - Children	284	424	67.0%	63.2%	60.9%	59.8%
% of FP17s for the same patient ID Re-attending between 3 & 9 months - Adults	910	1,347	67.6%	57.2%	53.2%	52.1%
% of FP17s for Band 1 Urgent Courses	118	1,464	8.1%	7.0%	8.3%	9.2%
% of FP17s Relating to Free Repair or Replacements	1	1,464	0.1%	0.7%	0.7%	0.7%
% of FP17s Relating to Continuations	1	1,464	0.1%	1.0%	0.8%	0.8%
% of Patients satisfied with the dentistry they have received	3	3	N/A	92.3%	93.2%	93.4%
% of Patients satisfied with the time they had to wait for an appointment	2	3	N/A	86.3%	88.5%	87.6%

* This is based on patients treated on this contract for their most recent course of treatment. Figures in italics indicate the base number of FP17s or Patient Questionnaire responses are less than 100. N/A is shown where the base number of responses is less than 10 during the period. % is calculated as Quantity/Base number*100

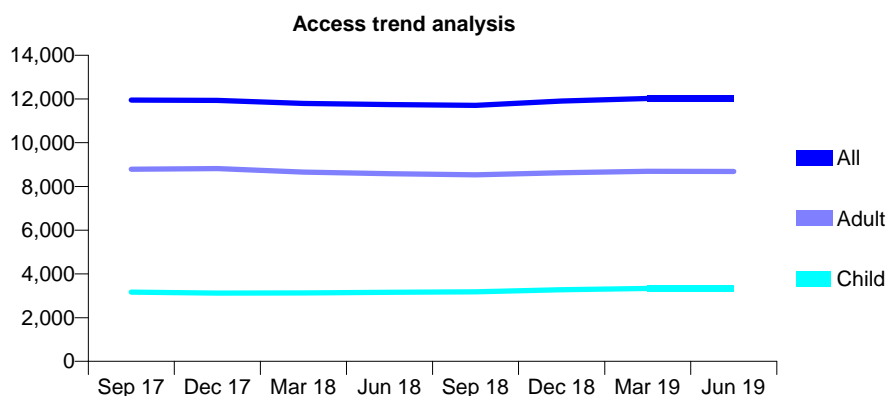
Q55 - Vital Signs At a Glance Contract Report for 191310/0002 - June 2019

Name or company name	East Midlands Community Dental Ass. Ltd.
Contract type name	GDS Contract
Purpose of contract	General
Contract start date	04/12/2006
Contract end date	

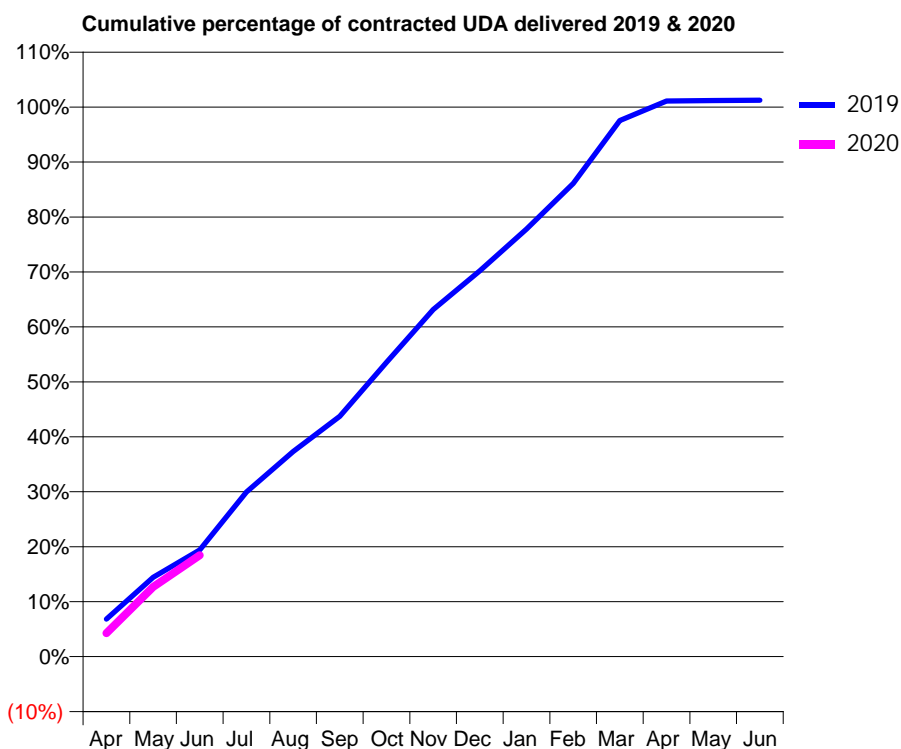
19/20 Contracted general activity (UDA)	32,029
Carry forward general activity (UDA)	0
19/20 Contracted orthodontic activity (UOA)	0
Carry forward orthodontic activity (UOA)	0
Baseline contract value	£940,608.02

ACCESS*

Patients seen in 24 months	Total	Change since previous quarter
Quarter ending June 2018	11,743	
Quarter ending September 2018	11,711	→
Quarter ending December 2018	11,904	→
Quarter ending March 2019	12,026	→
Quarter ending June 2019	12,018	→
Variance since June 2018	2.3%	↑



ACTIVITY



Month	Adjusted Scheduled Activity (UDA)	
	2019	2020
April	2,195	1,363
May	4,646	4,065
June	6,242	5,914
July	9,643	
August	12,004	
September	14,071	
October	17,234	
November	20,322	
December	22,588	
January	25,029	
February	27,706	
March	31,388	
April	32,532	
May	32,563	
June	32,576	

QUALITY

	Quantity	Base Number	Contract	AT	Region	England
% of FP17s for the same patient ID Re-attending within 3 months - Children	86	1,174	7.3%	9.8%	11.2%	11.4%
% of FP17s for the same patient ID Re-attending within 3 months - Adults	362	2,651	13.7%	13.5%	14.8%	15.4%
% of FP17s for the same patient ID Re-attending between 3 & 9 months - Children	780	1,174	66.4%	63.2%	60.9%	59.8%
% of FP17s for the same patient ID Re-attending between 3 & 9 months - Adults	1,484	2,651	56.0%	57.2%	53.2%	52.1%
% of FP17s for Band 1 Urgent Courses	178	2,974	6.0%	7.0%	8.3%	9.2%
% of FP17s Relating to Free Repair or Replacements	35	2,974	1.2%	0.7%	0.7%	0.7%
% of FP17s Relating to Continuations	26	2,974	0.9%	1.0%	0.8%	0.8%
% of Patients satisfied with the dentistry they have received	4	5	N/A	92.3%	93.2%	93.4%
% of Patients satisfied with the time they had to wait for an appointment	5	5	N/A	86.3%	88.5%	87.6%

* This is based on patients treated on this contract for their most recent course of treatment. Figures in italics indicate the base number of FP17s or Patient Questionnaire responses are less than 100. N/A is shown where the base number of responses is less than 10 during the period. % is calculated as Quantity/Base number*100

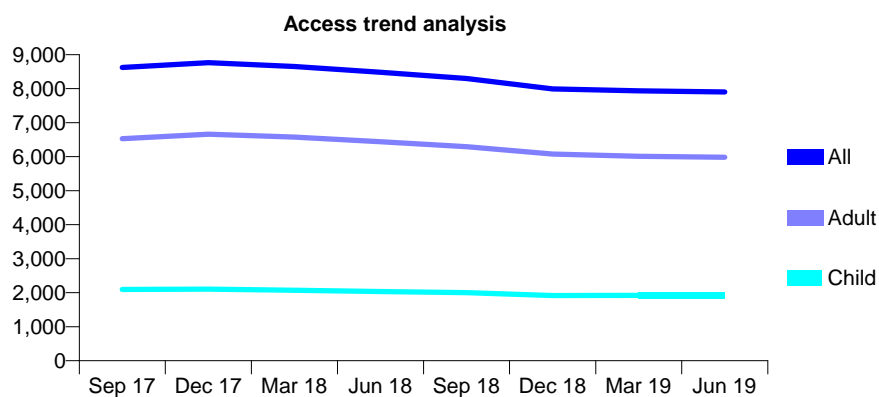
Q55 - Vital Signs At a Glance Contract Report for 192597/0005 - June 2019

Name or company name	DM and LJ Jordan Limited
Contract type name	GDS Contract
Purpose of contract	General
Contract start date	01/01/2015
Contract end date	

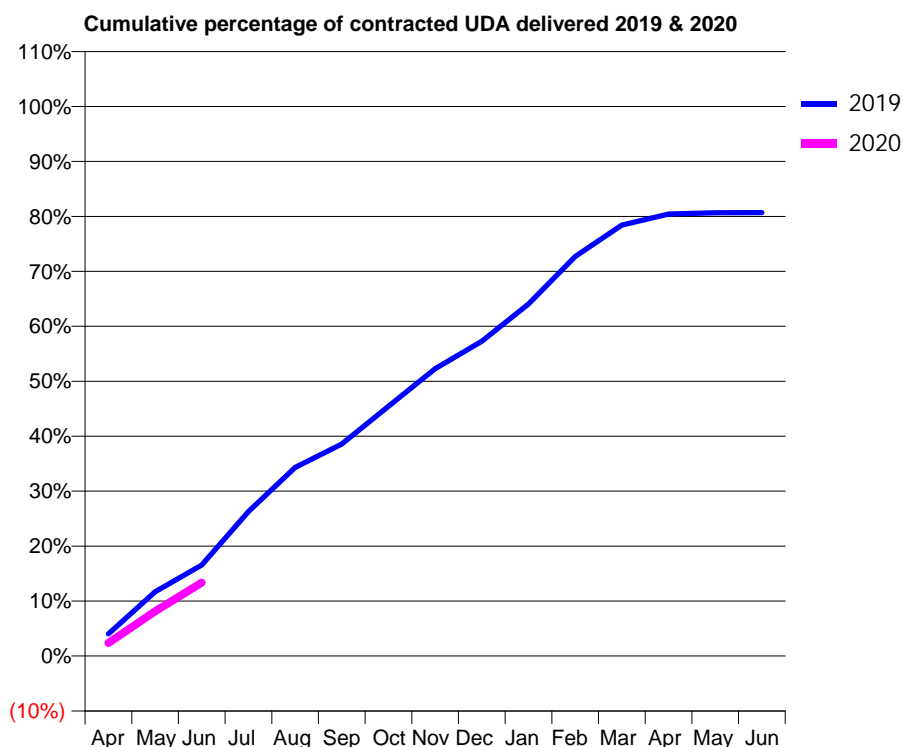
19/20 Contracted general activity (UDA)	23,314
Carry forward general activity (UDA)	0
19/20 Contracted orthodontic activity (UOA)	0
Carry forward orthodontic activity (UOA)	0
Baseline contract value	£637,094.21

ACCESS*

Patients seen in 24 months	Total	Change since previous quarter
Quarter ending June 2018	8,479	
Quarter ending September 2018	8,301	↓
Quarter ending December 2018	7,996	↓
Quarter ending March 2019	7,937	→
Quarter ending June 2019	7,905	→
Variance since June 2018	(6.8%)	↓



ACTIVITY



Month	Adjusted Scheduled Activity (UDA)	
	2019	2020
April	943	550
May	2,729	1,898
June	3,860	3,112
July	6,131	
August	8,005	
September	8,991	
October	10,594	
November	12,189	
December	13,355	
January	14,935	
February	16,947	
March	18,281	
April	18,752	
May	18,806	
June	18,808	

QUALITY

	Quantity	Base Number	Contract	AT	Region	England
% of FP17s for the same patient ID Re-attending within 3 months - Children	25	573	4.4%	9.8%	11.2%	11.4%
% of FP17s for the same patient ID Re-attending within 3 months - Adults	96	1,542	6.2%	13.5%	14.8%	15.4%
% of FP17s for the same patient ID Re-attending between 3 & 9 months - Children	337	573	58.8%	63.2%	60.9%	59.8%
% of FP17s for the same patient ID Re-attending between 3 & 9 months - Adults	826	1,542	53.6%	57.2%	53.2%	52.1%
% of FP17s for Band 1 Urgent Courses	170	1,846	9.2%	7.0%	8.3%	9.2%
% of FP17s Relating to Free Repair or Replacements	11	1,846	0.6%	0.7%	0.7%	0.7%
% of FP17s Relating to Continuations	16	1,846	0.9%	1.0%	0.8%	0.8%
% of Patients satisfied with the dentistry they have received	3	3	N/A	92.3%	93.2%	93.4%
% of Patients satisfied with the time they had to wait for an appointment	3	3	N/A	86.3%	88.5%	87.6%

* This is based on patients treated on this contract for their most recent course of treatment. Figures in italics indicate the base number of FP17s or Patient Questionnaire responses are less than 100. N/A is shown where the base number of responses is less than 10 during the period. % is calculated as Quantity/Base number*100

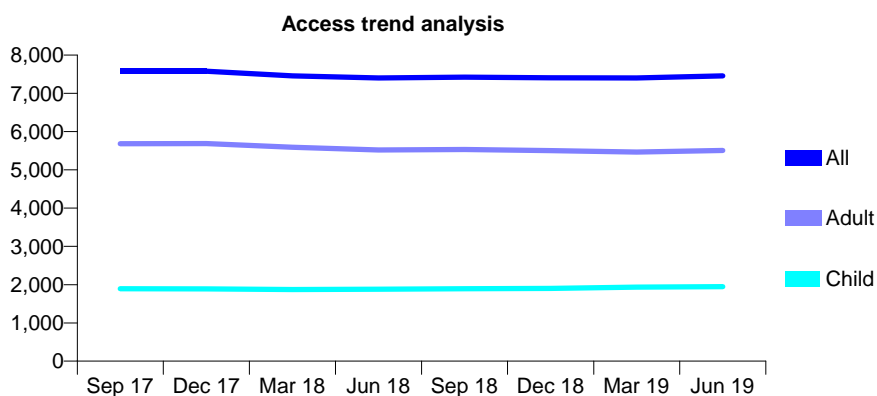
Q55 - Vital Signs At a Glance Contract Report for 193437/0001 - June 2019

Name or company name	Risley Hill Dental
Contract type name	GDS Contract
Purpose of contract	General and Orthodontic
Contract start date	29/09/2015
Contract end date	

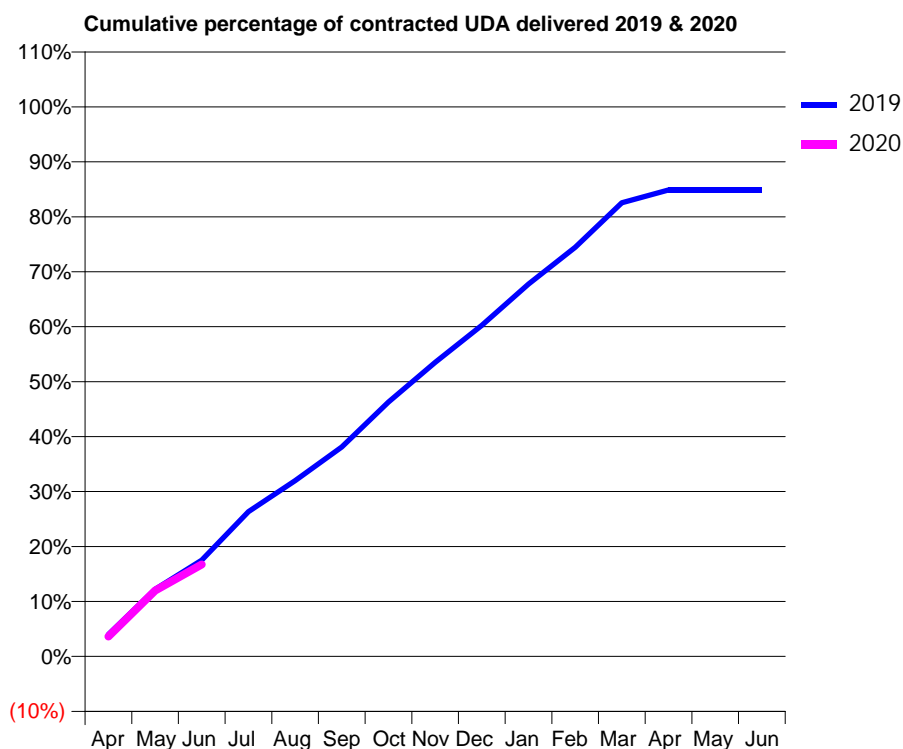
19/20 Contracted general activity (UDA)	21,464
Carry forward general activity (UDA)	0
19/20 Contracted orthodontic activity (UOA)	1,019
Carry forward orthodontic activity (UOA)	0
Baseline contract value	£831,098.64

ACCESS*

Patients seen in 24 months	Total	Change since previous quarter
Quarter ending June 2018	7,401	
Quarter ending September 2018	7,422	→
Quarter ending December 2018	7,406	→
Quarter ending March 2019	7,401	→
Quarter ending June 2019	7,455	→
Variance since June 2018	0.7%	→



ACTIVITY



Month	2019	2020
April	863	779
May	2,623	2,571
June	3,765	3,593
July	5,652	
August	6,870	
September	8,178	
October	9,937	
November	11,486	
December	12,932	
January	14,541	
February	15,978	
March	17,717	
April	18,216	
May	18,218	
June	18,218	

QUALITY

	Quantity	Base Number	Contract	AT	Region	England
% of FP17s for the same patient ID Re-attending within 3 months - Children	37	702	5.3%	9.8%	11.2%	11.4%
% of FP17s for the same patient ID Re-attending within 3 months - Adults	157	1,708	9.2%	13.5%	14.8%	15.4%
% of FP17s for the same patient ID Re-attending between 3 & 9 months - Children	476	702	67.8%	63.2%	60.9%	59.8%
% of FP17s for the same patient ID Re-attending between 3 & 9 months - Adults	978	1,708	57.3%	57.2%	53.2%	52.1%
% of FP17s for Band 1 Urgent Courses	91	2,105	4.3%	7.0%	8.3%	9.2%
% of FP17s Relating to Free Repair or Replacements	14	2,105	0.7%	0.7%	0.7%	0.7%
% of FP17s Relating to Continuations	25	2,105	1.2%	1.0%	0.8%	0.8%
% of Patients satisfied with the dentistry they have received	5	5	N/A	92.3%	93.2%	93.4%
% of Patients satisfied with the time they had to wait for an appointment	5	5	N/A	86.3%	88.5%	87.6%

* This is based on patients treated on this contract for their most recent course of treatment. Figures in italics indicate the base number of FP17s or Patient Questionnaire responses are less than 100. N/A is shown where the base number of responses is less than 10 during the period. % is calculated as Quantity/Base number*100

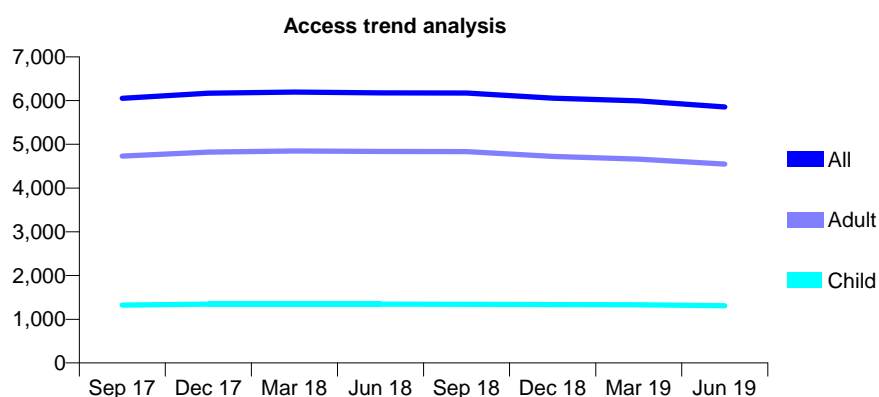
Q55 - Vital Signs At a Glance Contract Report for 193917/0001 - June 2019

Name or company name	Hall and Purchase
Contract type name	GDS Contract
Purpose of contract	General
Contract start date	01/02/2011
Contract end date	

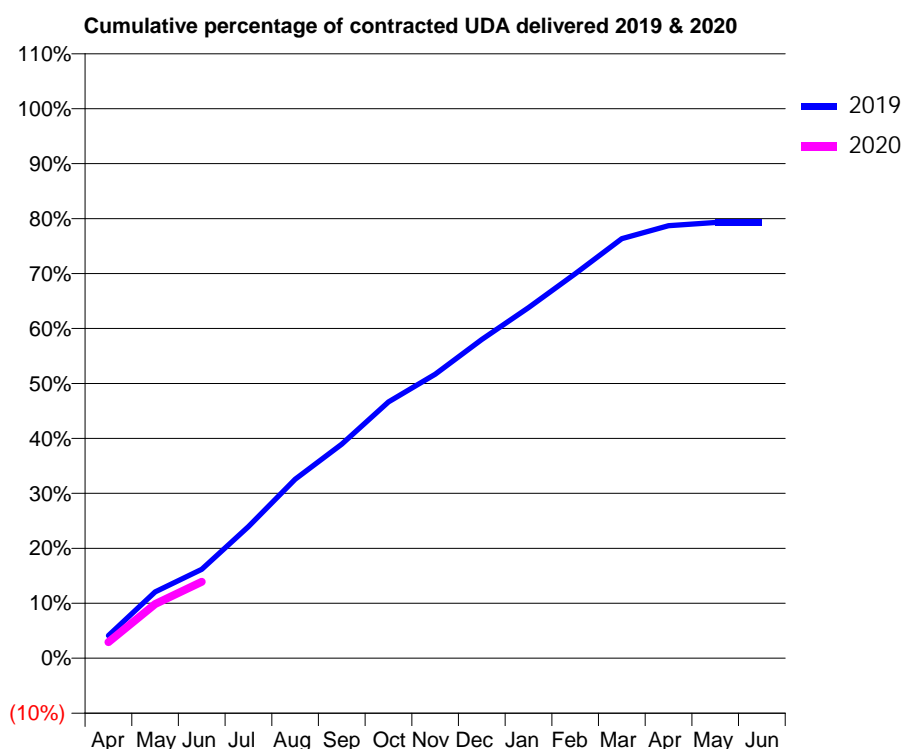
19/20 Contracted general activity (UDA)	16,000
Carry forward general activity (UDA)	0
19/20 Contracted orthodontic activity (UOA)	0
Carry forward orthodontic activity (UOA)	0
Baseline contract value	£434,142.54

ACCESS*

Patients seen in 24 months	Total	Change since previous quarter
Quarter ending June 2018	6,178	
Quarter ending September 2018	6,171	→
Quarter ending December 2018	6,056	↓
Quarter ending March 2019	5,991	↓
Quarter ending June 2019	5,855	↓
Variance since June 2018	(5.2%)	↓



ACTIVITY



Month	2019	2020
April	660	469
May	1,932	1,577
June	2,589	2,227
July	3,834	
August	5,212	
September	6,232	
October	7,465	
November	8,268	
December	9,278	
January	10,208	
February	11,196	
March	12,216	
April	12,594	
May	12,685	
June	12,687	

QUALITY

	Quantity	Base Number	Contract	AT	Region	England
% of FP17s for the same patient ID Re-attending within 3 months - Children	29	435	6.7%	9.8%	11.2%	11.4%
% of FP17s for the same patient ID Re-attending within 3 months - Adults	171	1,357	12.6%	13.5%	14.8%	15.4%
% of FP17s for the same patient ID Re-attending between 3 & 9 months - Children	245	435	56.3%	63.2%	60.9%	59.8%
% of FP17s for the same patient ID Re-attending between 3 & 9 months - Adults	750	1,357	55.3%	57.2%	53.2%	52.1%
% of FP17s for Band 1 Urgent Courses	143	1,464	9.8%	7.0%	8.3%	9.2%
% of FP17s Relating to Free Repair or Replacements	3	1,464	0.2%	0.7%	0.7%	0.7%
% of FP17s Relating to Continuations	1	1,464	0.1%	1.0%	0.8%	0.8%
% of Patients satisfied with the dentistry they have received	2	2	N/A	92.3%	93.2%	93.4%
% of Patients satisfied with the time they had to wait for an appointment	2	2	N/A	86.3%	88.5%	87.6%

* This is based on patients treated on this contract for their most recent course of treatment.

Figures in italics indicate the base number of FP17s or Patient Questionnaire responses are less than 100. N/A is shown where the base number of responses is less than 10 during the period. % is calculated as Quantity/Base number*100

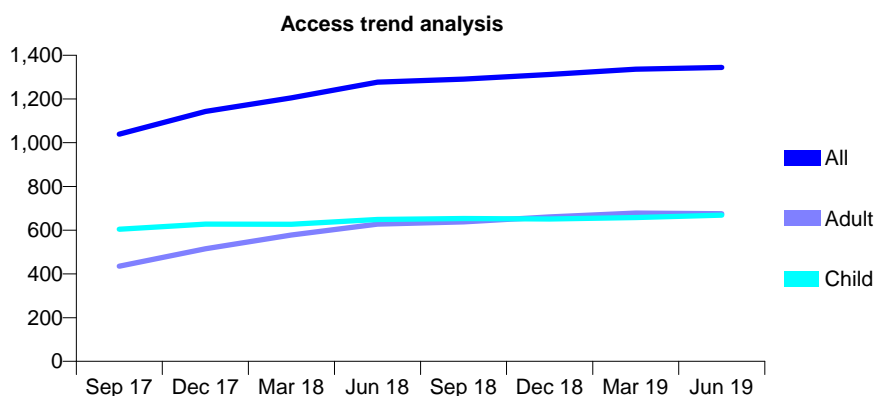
Q55 - Vital Signs At a Glance Contract Report for 197505/0001 - June 2019

Name or company name	Bridgford Dental Practice
Contract type name	GDS Contract
Purpose of contract	General
Contract start date	01/04/2013
Contract end date	

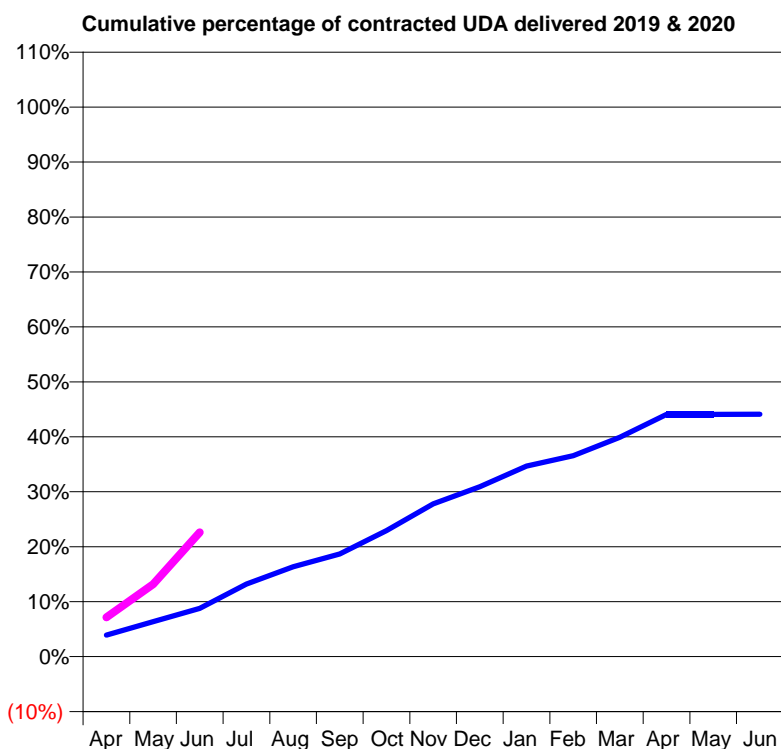
19/20 Contracted general activity (UDA)	1,081
Carry forward general activity (UDA)	0
19/20 Contracted orthodontic activity (UOA)	0
Carry forward orthodontic activity (UOA)	0
Baseline contract value	£26,072.64

ACCESS*

Patients seen in 24 months	Total	Change since previous quarter
Quarter ending June 2018	1,277	
Quarter ending September 2018	1,291	→
Quarter ending December 2018	1,312	→
Quarter ending March 2019	1,336	→
Quarter ending June 2019	1,344	→
Variance since June 2018	5.2%	↑



ACTIVITY



Month	Adjusted Scheduled Activity (UDA)	
	2019	2020
April	121	77
May	196	143
June	271	245
July	407	
August	505	
September	576	
October	707	
November	856	
December	952	
January	1,068	
February	1,127	
March	1,229	
April	1,358	
May	1,358	
June	1,359	

QUALITY

	Quantity	Base Number	Contract	AT	Region	England
% of FP17s for the same patient ID Re-attending within 3 months - Children	12	204	5.9%	9.8%	11.2%	11.4%
% of FP17s for the same patient ID Re-attending within 3 months - Adults	50	238	21.0%	13.5%	14.8%	15.4%
% of FP17s for the same patient ID Re-attending between 3 & 9 months - Children	123	204	60.3%	63.2%	60.9%	59.8%
% of FP17s for the same patient ID Re-attending between 3 & 9 months - Adults	117	238	49.2%	57.2%	53.2%	52.1%
% of FP17s for Band 1 Urgent Courses	13	159	8.2%	7.0%	8.3%	9.2%
% of FP17s Relating to Free Repair or Replacements	1	159	0.6%	0.7%	0.7%	0.7%
% of FP17s Relating to Continuations	0	159	0.0%	1.0%	0.8%	0.8%
% of Patients satisfied with the dentistry they have received	0	0	N/A	92.3%	93.2%	93.4%
% of Patients satisfied with the time they had to wait for an appointment	0	0	N/A	86.3%	88.5%	87.6%

* This is based on patients treated on this contract for their most recent course of treatment. Figures in italics indicate the base number of FP17s or Patient Questionnaire responses are less than 100. N/A is shown where the base number of responses is less than 10 during the period. % is calculated as Quantity/Base number*100

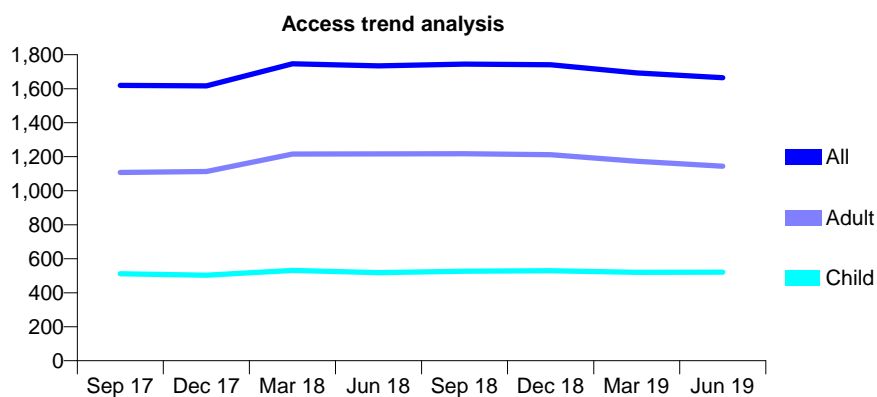
Q55 - Vital Signs At a Glance Contract Report for 197572/0001 - June 2019

Name or company name	Buxton Dental Practice
Contract type name	GDS Contract
Purpose of contract	General and Orthodontic
Contract start date	08/11/2012
Contract end date	

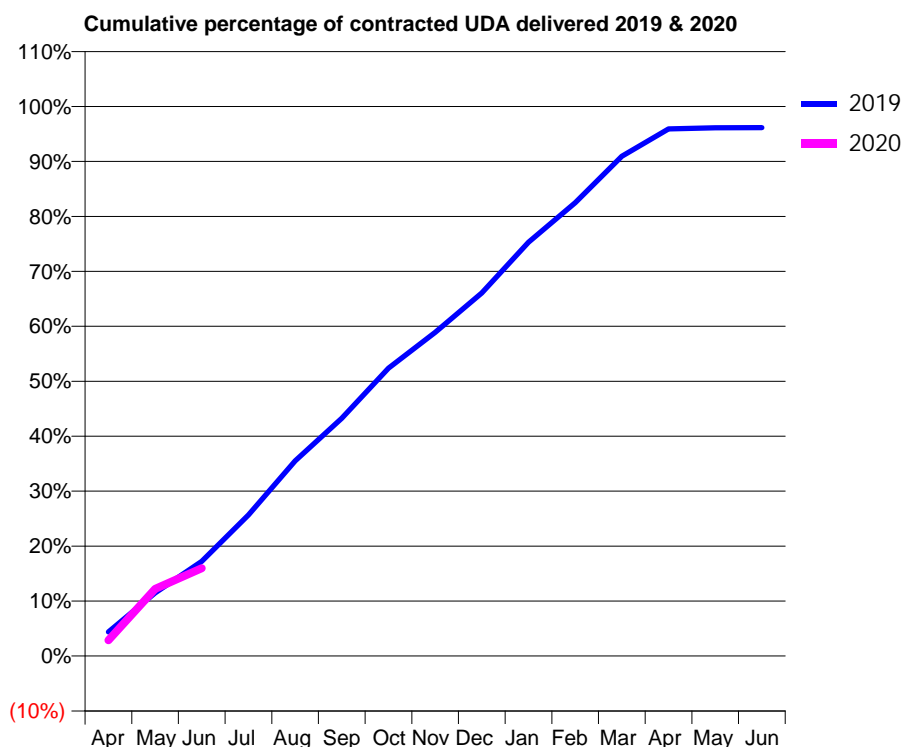
19/20 Contracted general activity (UDA)	4,594
Carry forward general activity (UDA)	0
19/20 Contracted orthodontic activity (UOA)	0
Carry forward orthodontic activity (UOA)	0
Baseline contract value	£116,917.30

ACCESS*

Patients seen in 24 months	Total	Change since previous quarter
Quarter ending June 2018	1,734	
Quarter ending September 2018	1,745	→
Quarter ending December 2018	1,741	→
Quarter ending March 2019	1,693	↓
Quarter ending June 2019	1,665	↓
Variance since June 2018	(4.0%)	↓



ACTIVITY



Month	Adjusted Scheduled Activity (UDA)	
	2019	2020
April	202	132
May	528	561
June	793	734
July	1,178	
August	1,631	
September	1,988	
October	2,407	
November	2,706	
December	3,035	
January	3,459	
February	3,790	
March	4,178	
April	4,406	
May	4,415	
June	4,417	

QUALITY

	Quantity	Base Number	Contract	AT	Region	England
% of FP17s for the same patient ID Re-attending within 3 months - Children	11	165	6.7%	9.8%	11.2%	11.4%
% of FP17s for the same patient ID Re-attending within 3 months - Adults	49	353	13.9%	13.5%	14.8%	15.4%
% of FP17s for the same patient ID Re-attending between 3 & 9 months - Children	98	165	59.4%	63.2%	60.9%	59.8%
% of FP17s for the same patient ID Re-attending between 3 & 9 months - Adults	209	353	59.2%	57.2%	53.2%	52.1%
% of FP17s for Band 1 Urgent Courses	49	431	11.4%	7.0%	8.3%	9.2%
% of FP17s Relating to Free Repair or Replacements	2	431	0.5%	0.7%	0.7%	0.7%
% of FP17s Relating to Continuations	4	431	0.9%	1.0%	0.8%	0.8%
% of Patients satisfied with the dentistry they have received	2	2	N/A	92.3%	93.2%	93.4%
% of Patients satisfied with the time they had to wait for an appointment	2	2	N/A	86.3%	88.5%	87.6%

* This is based on patients treated on this contract for their most recent course of treatment. Figures in italics indicate the base number of FP17s or Patient Questionnaire responses are less than 100. N/A is shown where the base number of responses is less than 10 during the period. % is calculated as Quantity/Base number*100

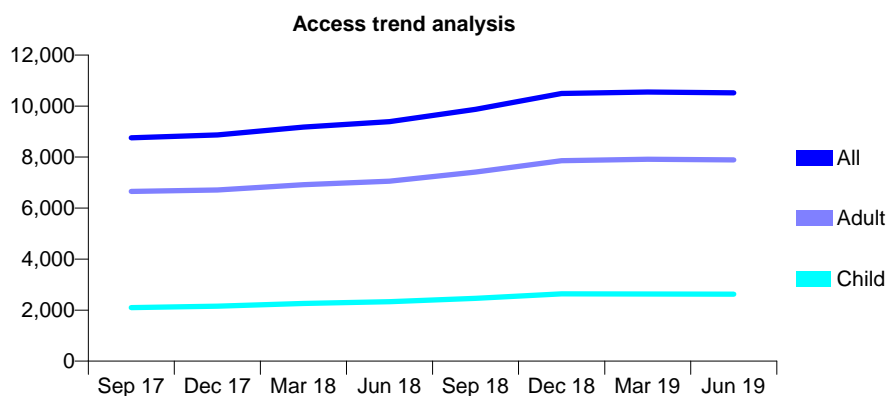
Q55 - Vital Signs At a Glance Contract Report for 198145/0001 - June 2019

Name or company name	The Manor Surgery Limited
Contract type name	GDS Contract
Purpose of contract	General
Contract start date	01/10/2007
Contract end date	

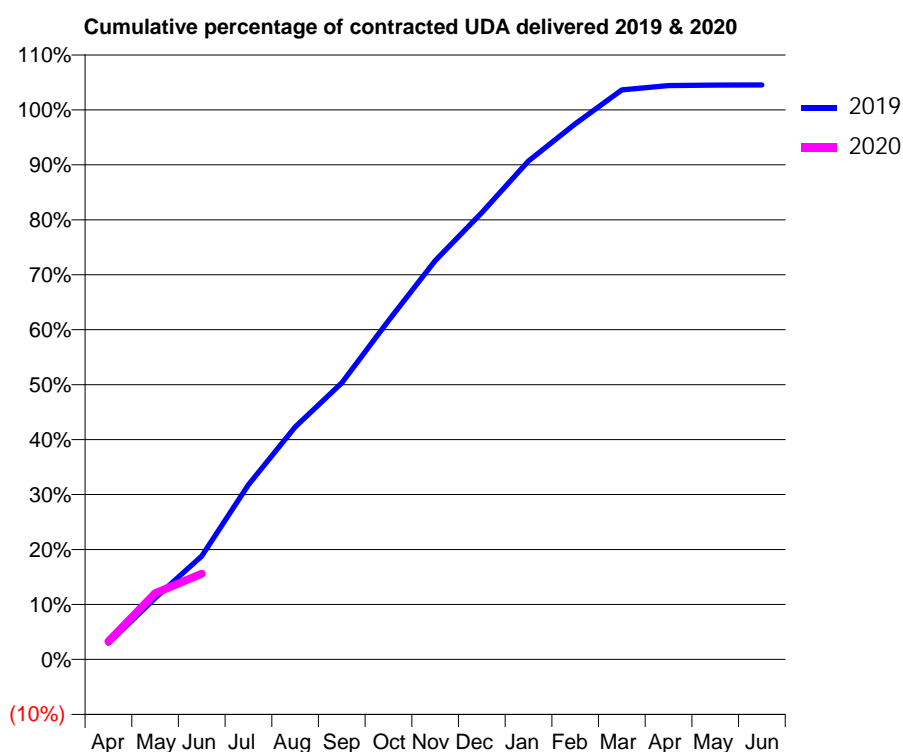
19/20 Contracted general activity (UDA)	35,010
Carry forward general activity (UDA)	0
19/20 Contracted orthodontic activity (UOA)	0
Carry forward orthodontic activity (UOA)	0
Baseline contract value	£897,828.45

ACCESS*

Patients seen in 24 months	Total	Change since previous quarter
Quarter ending June 2018	9,386	
Quarter ending September 2018	9,873	↑
Quarter ending December 2018	10,499	↑
Quarter ending March 2019	10,547	→
Quarter ending June 2019	10,519	→
Variance since June 2018	12.1%	↑



ACTIVITY



Month	2019	2020
April	1,040	1,148
May	3,911	4,221
June	6,583	5,456
July	11,135	
August	14,812	
September	17,616	
October	21,574	
November	25,402	
December	28,453	
January	31,752	
February	34,114	
March	36,283	
April	36,556	
May	36,585	
June	36,600	

QUALITY

	Quantity	Base Number	Contract	AT	Region	England
% of FP17s for the same patient ID Re-attending within 3 months - Children	56	632	8.9%	9.8%	11.2%	11.4%
% of FP17s for the same patient ID Re-attending within 3 months - Adults	221	2,103	10.5%	13.5%	14.8%	15.4%
% of FP17s for the same patient ID Re-attending between 3 & 9 months - Children	386	632	61.1%	63.2%	60.9%	59.8%
% of FP17s for the same patient ID Re-attending between 3 & 9 months - Adults	1,371	2,103	65.2%	57.2%	53.2%	52.1%
% of FP17s for Band 1 Urgent Courses	165	2,600	6.3%	7.0%	8.3%	9.2%
% of FP17s Relating to Free Repair or Replacements	26	2,600	1.0%	0.7%	0.7%	0.7%
% of FP17s Relating to Continuations	31	2,600	1.2%	1.0%	0.8%	0.8%
% of Patients satisfied with the dentistry they have received	2	2	N/A	92.3%	93.2%	93.4%
% of Patients satisfied with the time they had to wait for an appointment	2	2	N/A	86.3%	88.5%	87.6%

* This is based on patients treated on this contract for their most recent course of treatment. Figures in italics indicate the base number of FP17s or Patient Questionnaire responses are less than 100. N/A is shown where the base number of responses is less than 10 during the period. % is calculated as Quantity/Base number*100

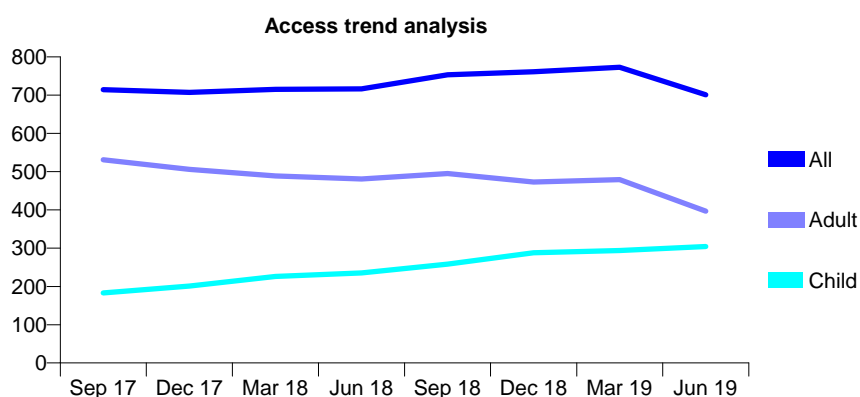
Q55 - Vital Signs At a Glance Contract Report for 219029/0003 - June 2019

Name or company name	MR A MARSHALL
Contract type name	GDS Contract
Purpose of contract	General
Contract start date	02/03/2009
Contract end date	

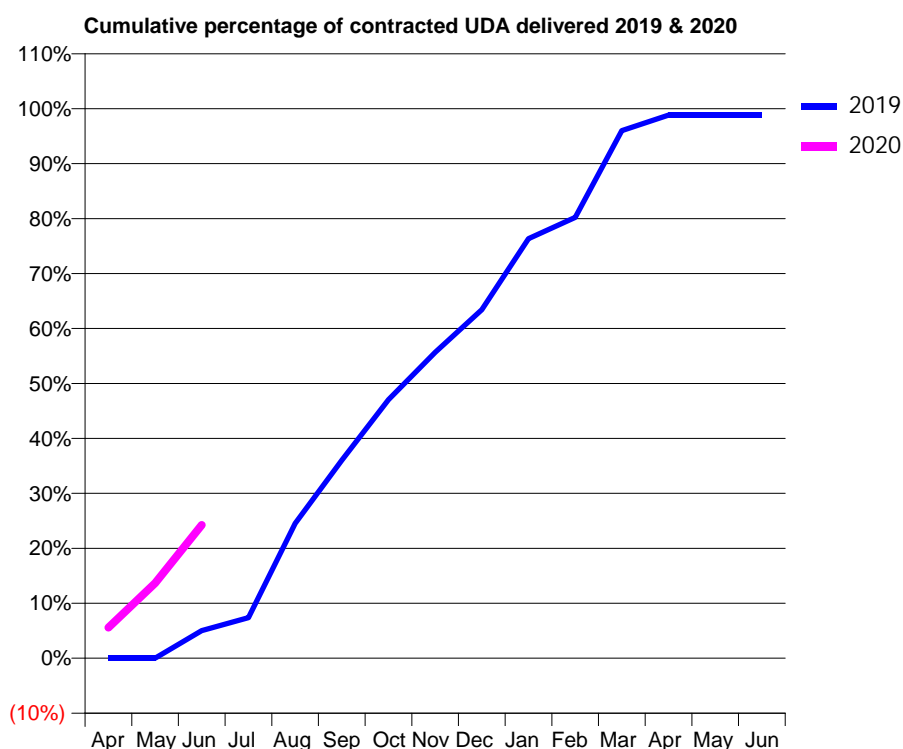
19/20 Contracted general activity (UDA)	1,698
Carry forward general activity (UDA)	0
19/20 Contracted orthodontic activity (UOA)	0
Carry forward orthodontic activity (UOA)	0
Baseline contract value	£44,840.12

ACCESS*

Patients seen in 24 months	Total	Change since previous quarter
Quarter ending June 2018	716	
Quarter ending September 2018	753	↑
Quarter ending December 2018	761	→
Quarter ending March 2019	773	→
Quarter ending June 2019	701	↓
Variance since June 2018	(2.1%)	↓



ACTIVITY



Month	2019	2020
April	0	95
May	0	232
June	85	412
July	125	
August	417	
September	612	
October	799	
November	945	
December	1,077	
January	1,296	
February	1,362	
March	1,630	
April	1,678	
May	1,678	
June	1,678	

QUALITY

	Quantity	Base Number	Contract	AT	Region	England
% of FP17s for the same patient ID Re-attending within 3 months - Children	13	139	9.4%	9.8%	11.2%	11.4%
% of FP17s for the same patient ID Re-attending within 3 months - Adults	6	79	7.6%	13.5%	14.8%	15.4%
% of FP17s for the same patient ID Re-attending between 3 & 9 months - Children	96	139	69.1%	63.2%	60.9%	59.8%
% of FP17s for the same patient ID Re-attending between 3 & 9 months - Adults	34	79	43.0%	57.2%	53.2%	52.1%
% of FP17s for Band 1 Urgent Courses	0	194	0.0%	7.0%	8.3%	9.2%
% of FP17s Relating to Free Repair or Replacements	0	194	0.0%	0.7%	0.7%	0.7%
% of FP17s Relating to Continuations	3	194	1.5%	1.0%	0.8%	0.8%
% of Patients satisfied with the dentistry they have received	1	1	N/A	92.3%	93.2%	93.4%
% of Patients satisfied with the time they had to wait for an appointment	1	1	N/A	86.3%	88.5%	87.6%

* This is based on patients treated on this contract for their most recent course of treatment. Figures in italics indicate the base number of FP17s or Patient Questionnaire responses are less than 100. N/A is shown where the base number of responses is less than 10 during the period. % is calculated as Quantity/Base number*100

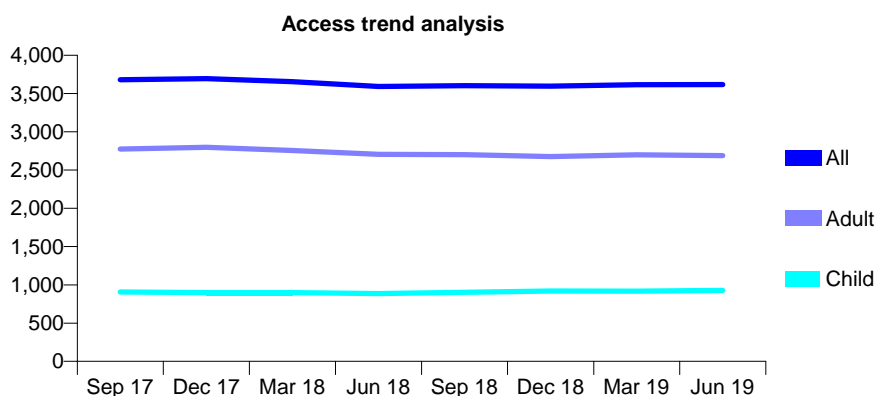
Q55 - Vital Signs At a Glance Contract Report for 219592/0001 - June 2019

Name or company name	MR M AFZAL
Contract type name	GDS Contract
Purpose of contract	General
Contract start date	01/04/2006
Contract end date	

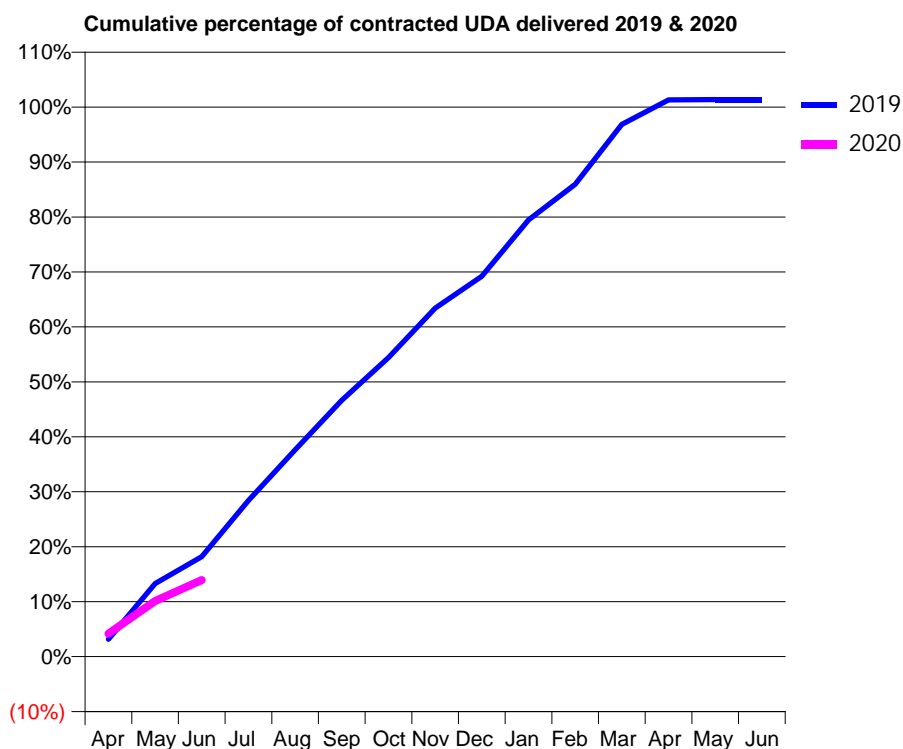
19/20 Contracted general activity (UDA)	11,677
Carry forward general activity (UDA)	0
19/20 Contracted orthodontic activity (UOA)	0
Carry forward orthodontic activity (UOA)	0
Baseline contract value	£258,325.21

ACCESS*

Patients seen in 24 months	Total	Change since previous quarter
Quarter ending June 2018	3,592	
Quarter ending September 2018	3,602	→
Quarter ending December 2018	3,596	→
Quarter ending March 2019	3,616	→
Quarter ending June 2019	3,617	→
Variance since June 2018	0.7%	→



ACTIVITY



Month	Adjusted Scheduled Activity (UDA)	
	2019	2020
April	368	487
May	1,555	1,183
June	2,125	1,627
July	3,316	
August	4,395	
September	5,446	
October	6,354	
November	7,406	
December	8,081	
January	9,279	
February	10,037	
March	11,307	
April	11,828	
May	11,834	
June	11,834	

QUALITY

	Quantity	Base Number	Contract	AT	Region	England
% of FP17s for the same patient ID Re-attending within 3 months - Children	24	218	11.0%	9.8%	11.2%	11.4%
% of FP17s for the same patient ID Re-attending within 3 months - Adults	82	552	14.9%	13.5%	14.8%	15.4%
% of FP17s for the same patient ID Re-attending between 3 & 9 months - Children	74	218	33.9%	63.2%	60.9%	59.8%
% of FP17s for the same patient ID Re-attending between 3 & 9 months - Adults	238	552	43.1%	57.2%	53.2%	52.1%
% of FP17s for Band 1 Urgent Courses	18	598	3.0%	7.0%	8.3%	9.2%
% of FP17s Relating to Free Repair or Replacements	4	598	0.7%	0.7%	0.7%	0.7%
% of FP17s Relating to Continuations	27	598	4.5%	1.0%	0.8%	0.8%
% of Patients satisfied with the dentistry they have received	2	2	N/A	92.3%	93.2%	93.4%
% of Patients satisfied with the time they had to wait for an appointment	2	2	N/A	86.3%	88.5%	87.6%

* This is based on patients treated on this contract for their most recent course of treatment. Figures in italics indicate the base number of FP17s or Patient Questionnaire responses are less than 100. N/A is shown where the base number of responses is less than 10 during the period. % is calculated as Quantity/Base number*100

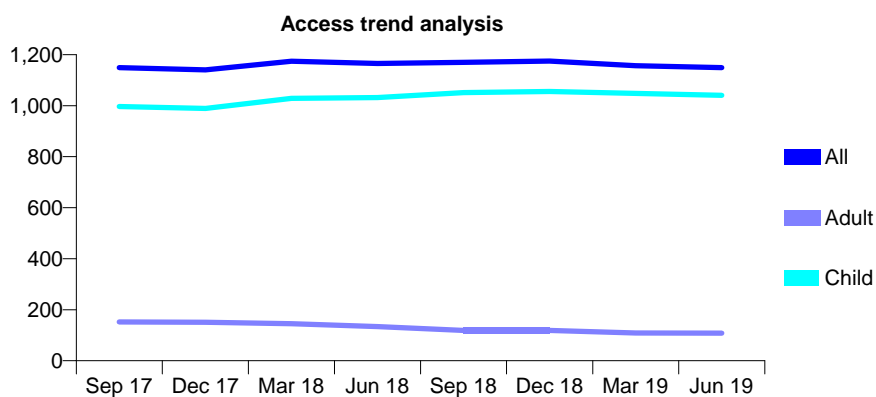
Q55 - Vital Signs At a Glance Contract Report for 222712/0001 - June 2019

Name or company name	MR CM KIRKPATRICK
Contract type name	GDS Contract
Purpose of contract	General
Contract start date	01/04/2006
Contract end date	

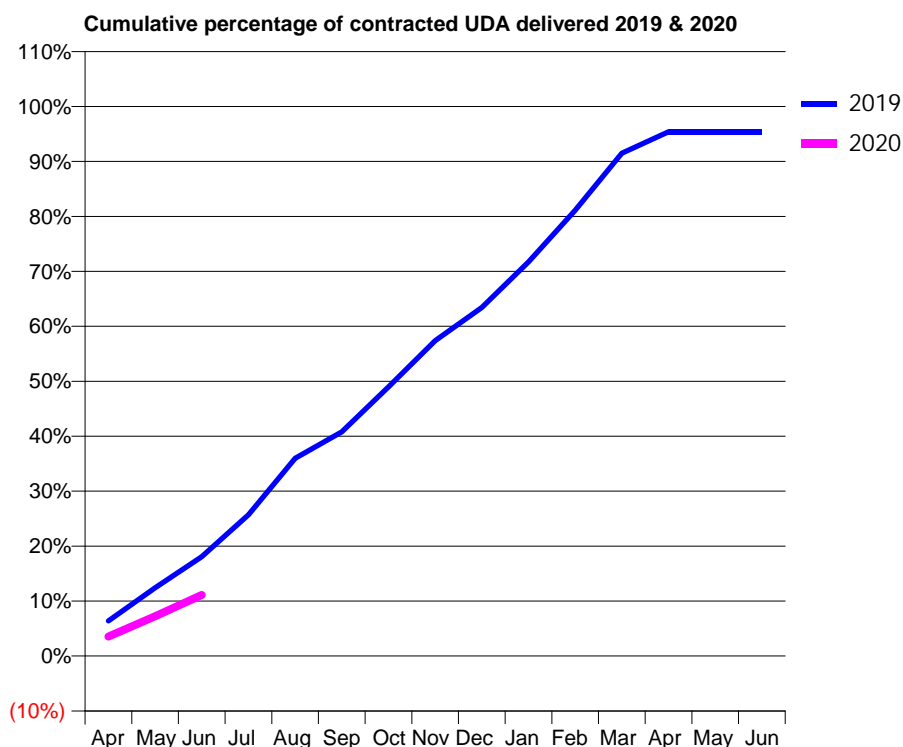
19/20 Contracted general activity (UDA)	3,289
Carry forward general activity (UDA)	0
19/20 Contracted orthodontic activity (UOA)	0
Carry forward orthodontic activity (UOA)	0
Baseline contract value	£84,914.62

ACCESS*

Patients seen in 24 months	Total	Change since previous quarter
Quarter ending June 2018	1,166	
Quarter ending September 2018	1,170	→
Quarter ending December 2018	1,175	→
Quarter ending March 2019	1,157	↓
Quarter ending June 2019	1,149	→
Variance since June 2018	(1.5%)	↓



ACTIVITY



Month	Adjusted Scheduled Activity (UDA)	
	2019	2020
April	210	117
May	409	238
June	594	366
July	846	
August	1,183	
September	1,342	
October	1,610	
November	1,887	
December	2,086	
January	2,359	
February	2,668	
March	3,009	
April	3,137	
May	3,137	
June	3,137	

QUALITY

	Quantity	Base Number	Contract	AT	Region	England
% of FP17s for the same patient ID Re-attending within 3 months - Children	37	342	10.8%	9.8%	11.2%	11.4%
% of FP17s for the same patient ID Re-attending within 3 months - Adults	1	6	16.7%	13.5%	14.8%	15.4%
% of FP17s for the same patient ID Re-attending between 3 & 9 months - Children	246	342	71.9%	63.2%	60.9%	59.8%
% of FP17s for the same patient ID Re-attending between 3 & 9 months - Adults	3	6	50.0%	57.2%	53.2%	52.1%
% of FP17s for Band 1 Urgent Courses	18	268	6.7%	7.0%	8.3%	9.2%
% of FP17s Relating to Free Repair or Replacements	0	268	0.0%	0.7%	0.7%	0.7%
% of FP17s Relating to Continuations	3	268	1.1%	1.0%	0.8%	0.8%
% of Patients satisfied with the dentistry they have received	0	0	N/A	92.3%	93.2%	93.4%
% of Patients satisfied with the time they had to wait for an appointment	0	0	N/A	86.3%	88.5%	87.6%

* This is based on patients treated on this contract for their most recent course of treatment. Figures in italics indicate the base number of FP17s or Patient Questionnaire responses are less than 100. N/A is shown where the base number of responses is less than 10 during the period. % is calculated as Quantity/Base number*100

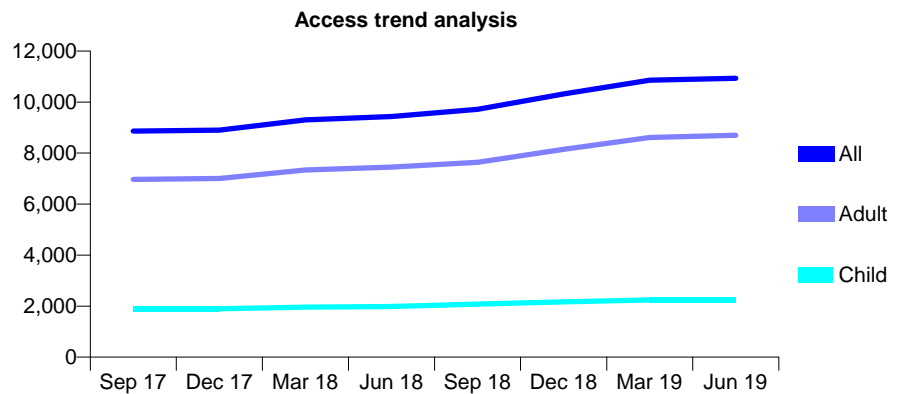
Q55 - Vital Signs At a Glance Contract Report for 231436/0002 - June 2019

Name or company name	MR JP GALE
Contract type name	GDS Contract
Purpose of contract	General
Contract start date	01/04/2006
Contract end date	

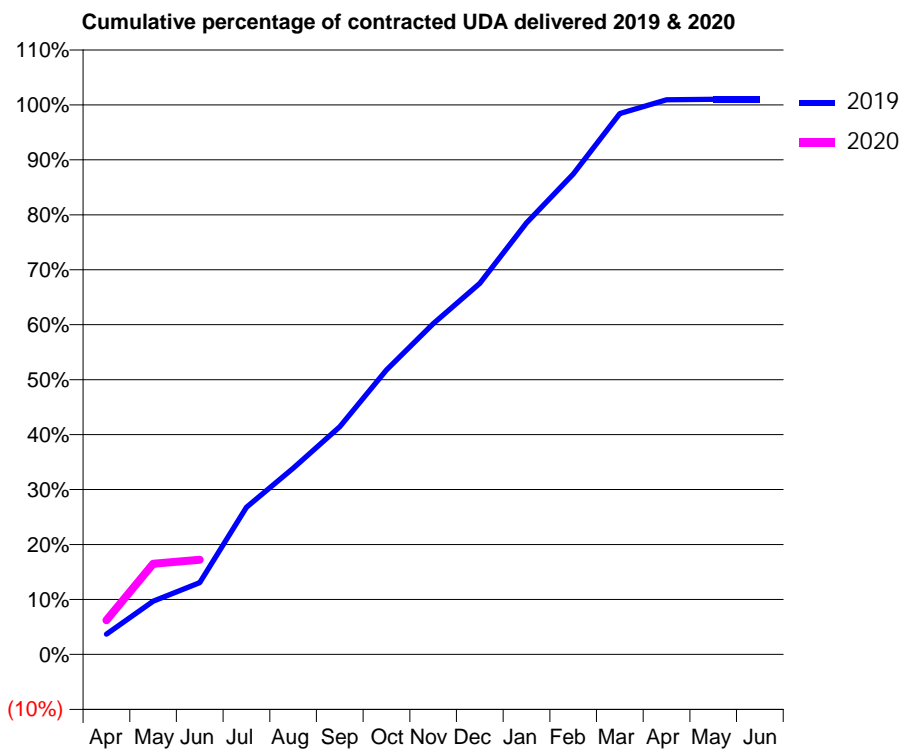
19/20 Contracted general activity (UDA)	21,829
Carry forward general activity (UDA)	0
19/20 Contracted orthodontic activity (UOA)	0
Carry forward orthodontic activity (UOA)	0
Baseline contract value	£522,460.97

ACCESS*

Patients seen in 24 months	Total	Change since previous quarter
Quarter ending June 2018	9,433	
Quarter ending September 2018	9,718	↑
Quarter ending December 2018	10,318	↑
Quarter ending March 2019	10,860	↑
Quarter ending June 2019	10,938	→
Variance since June 2018	16.0%	↑



ACTIVITY



Month	2019	2020
April	1,099	1,361
May	2,894	3,598
June	3,897	3,756
July	7,987	
August	10,105	
September	12,358	
October	15,444	
November	17,953	
December	20,144	
January	23,425	
February	26,079	
March	29,360	
April	30,101	
May	30,129	
June	30,132	

QUALITY

	Quantity	Base Number	Contract	AT	Region	England
% of FP17s for the same patient ID Re-attending within 3 months - Children	34	600	5.7%	9.8%	11.2%	11.4%
% of FP17s for the same patient ID Re-attending within 3 months - Adults	283	2,065	13.7%	13.5%	14.8%	15.4%
% of FP17s for the same patient ID Re-attending between 3 & 9 months - Children	426	600	71.0%	63.2%	60.9%	59.8%
% of FP17s for the same patient ID Re-attending between 3 & 9 months - Adults	1,254	2,065	60.7%	57.2%	53.2%	52.1%
% of FP17s for Band 1 Urgent Courses	77	2,257	3.4%	7.0%	8.3%	9.2%
% of FP17s Relating to Free Repair or Replacements	36	2,257	1.6%	0.7%	0.7%	0.7%
% of FP17s Relating to Continuations	18	2,257	0.8%	1.0%	0.8%	0.8%
% of Patients satisfied with the dentistry they have received	9	9	N/A	92.3%	93.2%	93.4%
% of Patients satisfied with the time they had to wait for an appointment	9	9	N/A	86.3%	88.5%	87.6%

* This is based on patients treated on this contract for their most recent course of treatment. Figures in italics indicate the base number of FP17s or Patient Questionnaire responses are less than 100. N/A is shown where the base number of responses is less than 10 during the period. % is calculated as Quantity/Base number*100

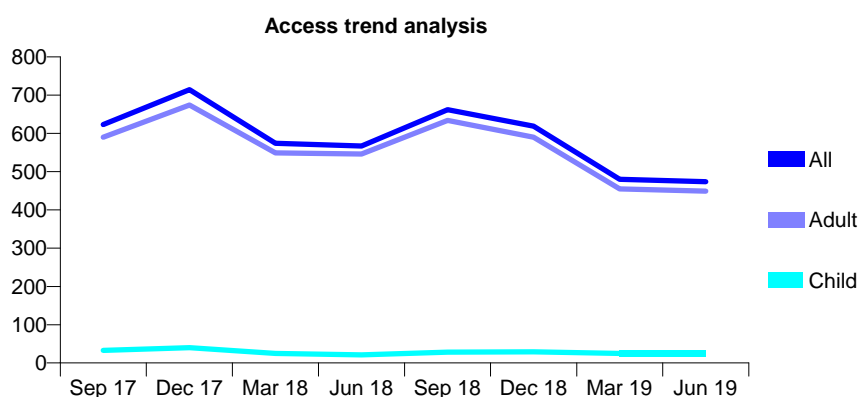
Q55 - Vital Signs At a Glance Contract Report for 231436/0003 - June 2019

Name or company name	MR JP GALE
Contract type name	GDS Contract
Purpose of contract	General
Contract start date	01/07/2008
Contract end date	

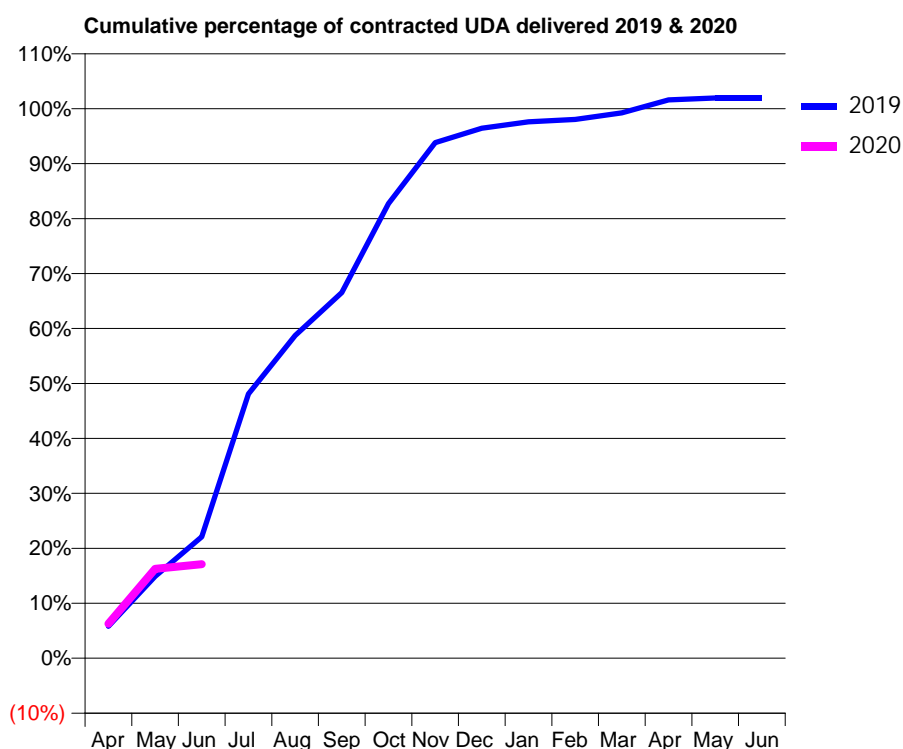
19/20 Contracted general activity (UDA)	2,150
Carry forward general activity (UDA)	0
19/20 Contracted orthodontic activity (UOA)	0
Carry forward orthodontic activity (UOA)	0
Baseline contract value	£83,711.15

ACCESS*

Patients seen in 24 months	Total	Change since previous quarter
Quarter ending June 2018	567	
Quarter ending September 2018	662	↑
Quarter ending December 2018	619	↓
Quarter ending March 2019	480	↓
Quarter ending June 2019	474	↓
Variance since June 2018	(16.4%)	↓



ACTIVITY



Month	2019	2020
April	125	135
May	320	350
June	475	368
July	1,034	
August	1,262	
September	1,430	
October	1,778	
November	2,017	
December	2,073	
January	2,098	
February	2,107	
March	2,133	
April	2,184	
May	2,191	
June	2,191	

QUALITY

	Quantity	Base Number	Contract	AT	Region	England
% of FP17s for the same patient ID Re-attending within 3 months - Children	0	4	0.0%	9.8%	11.2%	11.4%
% of FP17s for the same patient ID Re-attending within 3 months - Adults	0	105	0.0%	13.5%	14.8%	15.4%
% of FP17s for the same patient ID Re-attending between 3 & 9 months - Children	0	4	0.0%	63.2%	60.9%	59.8%
% of FP17s for the same patient ID Re-attending between 3 & 9 months - Adults	2	105	1.9%	57.2%	53.2%	52.1%
% of FP17s for Band 1 Urgent Courses	0	93	0.0%	7.0%	8.3%	9.2%
% of FP17s Relating to Free Repair or Replacements	0	93	0.0%	0.7%	0.7%	0.7%
% of FP17s Relating to Continuations	0	93	0.0%	1.0%	0.8%	0.8%
% of Patients satisfied with the dentistry they have received	0	0	N/A	92.3%	93.2%	93.4%
% of Patients satisfied with the time they had to wait for an appointment	0	0	N/A	86.3%	88.5%	87.6%

* This is based on patients treated on this contract for their most recent course of treatment.

Figures in italics indicate the base number of FP17s or Patient Questionnaire responses are less than 100. N/A is shown where the base number of responses is less than 10 during the period. % is calculated as Quantity/Base number*100

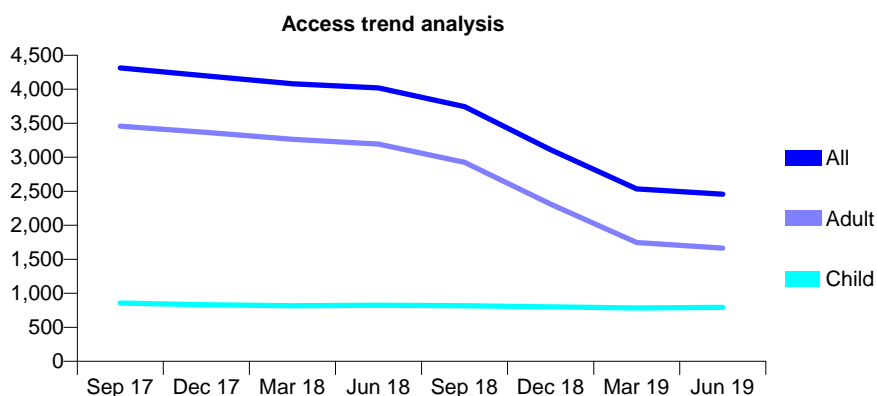
Q55 - Vital Signs At a Glance Contract Report for 244007/0001 - June 2019

Name or company name	MR DK JAIRATH
Contract type name	GDS Contract
Purpose of contract	General
Contract start date	01/04/2006
Contract end date	

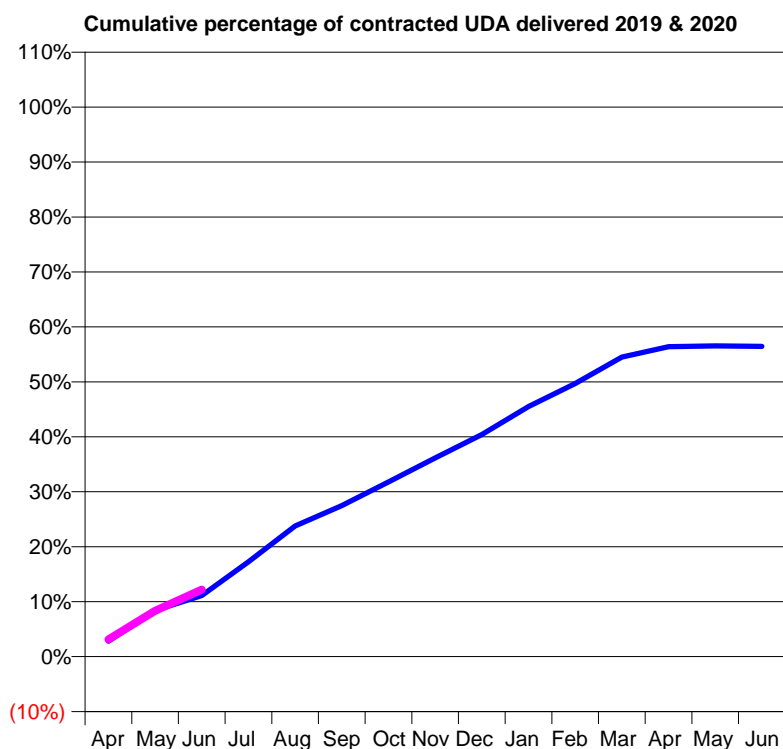
19/20 Contracted general activity (UDA)	12,965
Carry forward general activity (UDA)	0
19/20 Contracted orthodontic activity (UOA)	0
Carry forward orthodontic activity (UOA)	0
Baseline contract value	£286,190.52

ACCESS*

Patients seen in 24 months	Total	Change since previous quarter
Quarter ending June 2018	4,020	
Quarter ending September 2018	3,744	↓
Quarter ending December 2018	3,113	↓
Quarter ending March 2019	2,535	↓
Quarter ending June 2019	2,458	↓
Variance since June 2018	(38.9%)	↓



ACTIVITY



Month	Adjusted Scheduled Activity (UDA)	
	2019	2020
April	365	409
May	1,089	1,083
June	1,440	1,582
July	2,240	
August	3,085	
September	3,564	
October	4,125	
November	4,688	
December	5,241	
January	5,899	
February	6,443	
March	7,065	
April	7,313	
May	7,330	
June	7,318	

QUALITY

	Quantity	Base Number	Contract	AT	Region	England
% of FP17s for the same patient ID Re-attending within 3 months - Children	31	364	8.5%	9.8%	11.2%	11.4%
% of FP17s for the same patient ID Re-attending within 3 months - Adults	49	557	8.8%	13.5%	14.8%	15.4%
% of FP17s for the same patient ID Re-attending between 3 & 9 months - Children	254	364	69.8%	63.2%	60.9%	59.8%
% of FP17s for the same patient ID Re-attending between 3 & 9 months - Adults	324	557	58.2%	57.2%	53.2%	52.1%
% of FP17s for Band 1 Urgent Courses	29	784	3.7%	7.0%	8.3%	9.2%
% of FP17s Relating to Free Repair or Replacements	7	784	0.9%	0.7%	0.7%	0.7%
% of FP17s Relating to Continuations	3	784	0.4%	1.0%	0.8%	0.8%
% of Patients satisfied with the dentistry they have received	0	0	N/A	92.3%	93.2%	93.4%
% of Patients satisfied with the time they had to wait for an appointment	0	0	N/A	86.3%	88.5%	87.6%

* This is based on patients treated on this contract for their most recent course of treatment. Figures in italics indicate the base number of FP17s or Patient Questionnaire responses are less than 100. N/A is shown where the base number of responses is less than 10 during the period. % is calculated as Quantity/Base number*100

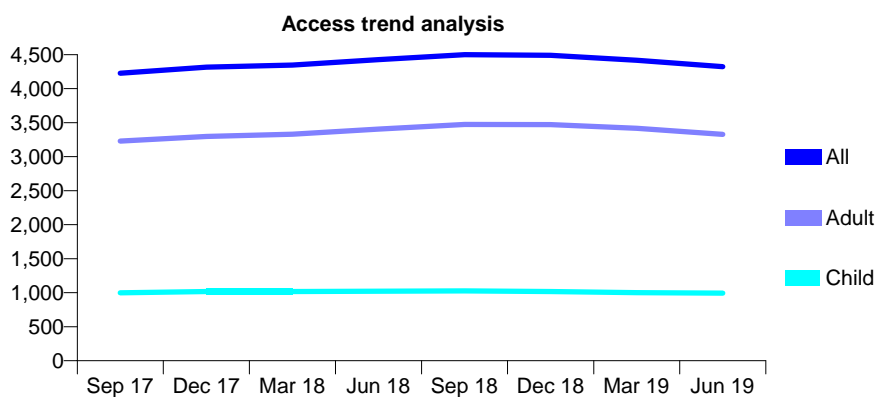
Q55 - Vital Signs At a Glance Contract Report for 245410/0001 - June 2019

Name or company name	MR AK CHAND
Contract type name	GDS Contract
Purpose of contract	General
Contract start date	01/04/2006
Contract end date	

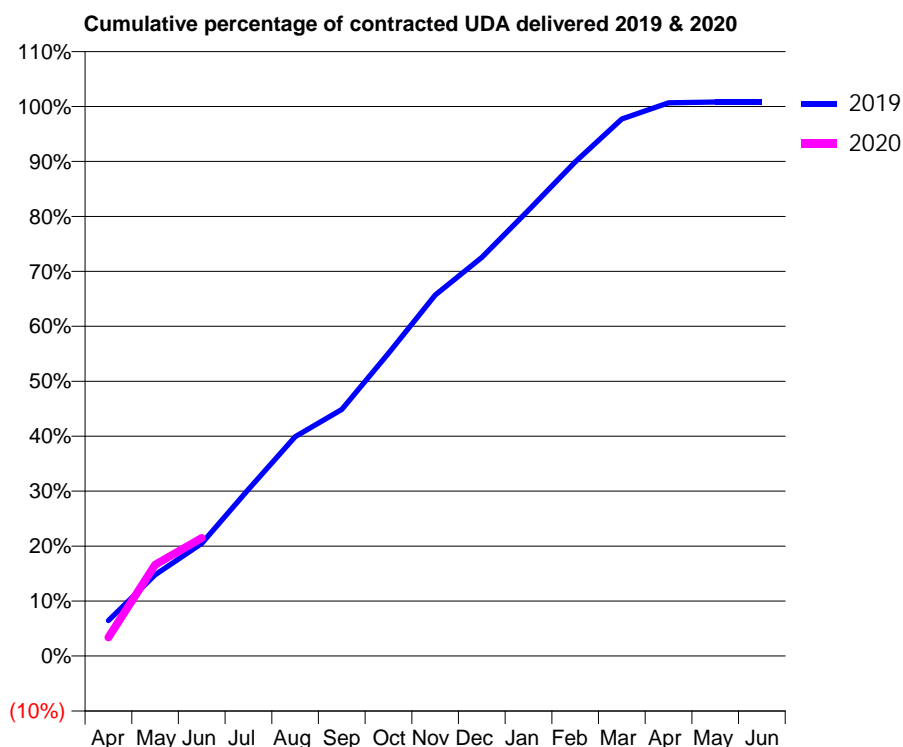
19/20 Contracted general activity (UDA)	10,120
Carry forward general activity (UDA)	0
19/20 Contracted orthodontic activity (UOA)	0
Carry forward orthodontic activity (UOA)	0
Baseline contract value	£256,342.59

ACCESS*

Patients seen in 24 months	Total	Change since previous quarter
Quarter ending June 2018	4,427	
Quarter ending September 2018	4,499	→
Quarter ending December 2018	4,491	→
Quarter ending March 2019	4,416	↓
Quarter ending June 2019	4,322	↓
Variance since June 2018	(2.4%)	↓



ACTIVITY



Month	Adjusted Scheduled Activity (UDA)	
	2019	2020
April	845	342
May	1,939	1,682
June	2,688	2,174
July	3,979	
August	5,237	
September	5,886	
October	7,227	
November	8,618	
December	9,516	
January	10,642	
February	11,799	
March	12,820	
April	13,210	
May	13,228	
June	13,229	

QUALITY

	Quantity	Base Number	Contract	AT	Region	England
% of FP17s for the same patient ID Re-attending within 3 months - Children	22	388	5.7%	9.8%	11.2%	11.4%
% of FP17s for the same patient ID Re-attending within 3 months - Adults	136	1,277	10.6%	13.5%	14.8%	15.4%
% of FP17s for the same patient ID Re-attending between 3 & 9 months - Children	292	388	75.3%	63.2%	60.9%	59.8%
% of FP17s for the same patient ID Re-attending between 3 & 9 months - Adults	1,002	1,277	78.5%	57.2%	53.2%	52.1%
% of FP17s for Band 1 Urgent Courses	67	1,461	4.6%	7.0%	8.3%	9.2%
% of FP17s Relating to Free Repair or Replacements	16	1,461	1.1%	0.7%	0.7%	0.7%
% of FP17s Relating to Continuations	10	1,461	0.7%	1.0%	0.8%	0.8%
% of Patients satisfied with the dentistry they have received	3	3	N/A	92.3%	93.2%	93.4%
% of Patients satisfied with the time they had to wait for an appointment	3	3	N/A	86.3%	88.5%	87.6%

* This is based on patients treated on this contract for their most recent course of treatment. Figures in italics indicate the base number of FP17s or Patient Questionnaire responses are less than 100. N/A is shown where the base number of responses is less than 10 during the period. % is calculated as Quantity/Base number*100

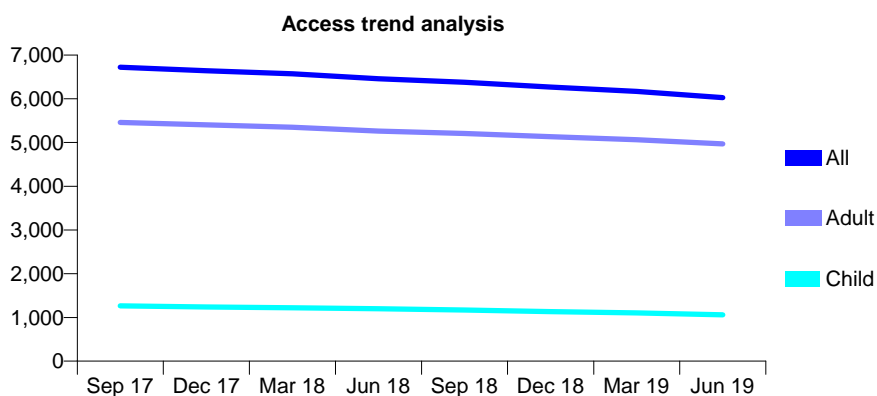
Q55 - Vital Signs At a Glance Contract Report for 256595/0001 - June 2019

Name or company name	MISS NL STEVENS
Contract type name	GDS Contract
Purpose of contract	General
Contract start date	26/11/2009
Contract end date	

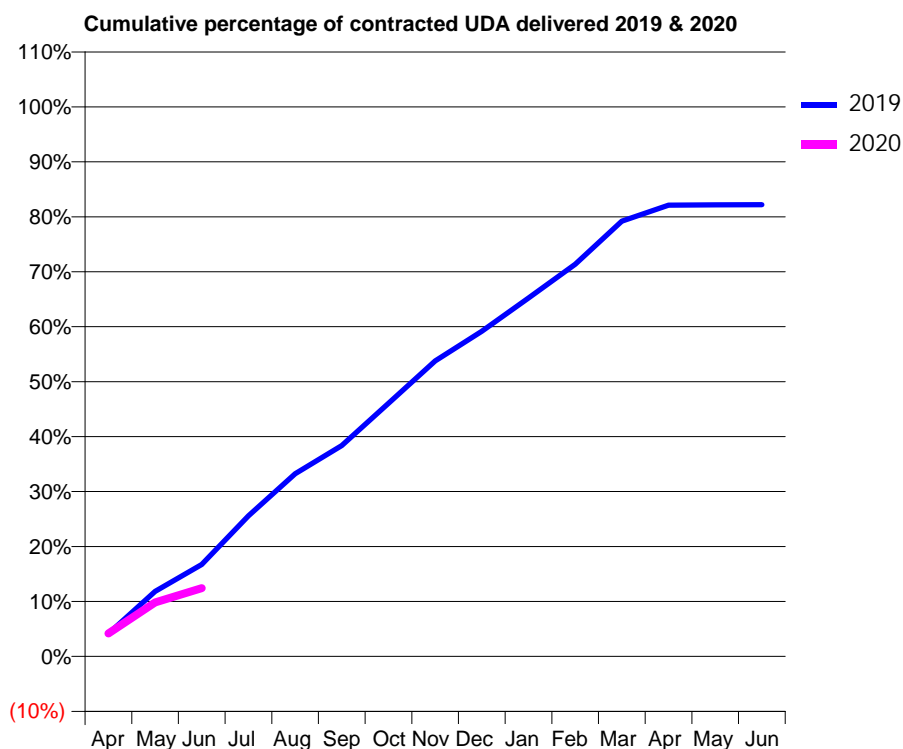
19/20 Contracted general activity (UDA)	22,639
Carry forward general activity (UDA)	0
19/20 Contracted orthodontic activity (UOA)	0
Carry forward orthodontic activity (UOA)	0
Baseline contract value	£531,864.74

ACCESS*

Patients seen in 24 months	Total	Change since previous quarter
Quarter ending June 2018	6,460	
Quarter ending September 2018	6,375	↓
Quarter ending December 2018	6,269	↓
Quarter ending March 2019	6,168	↓
Quarter ending June 2019	6,027	↓
Variance since June 2018	(6.7%)	↓



ACTIVITY



Month	2019	2020
April	945	946
May	2,678	2,225
June	3,790	2,807
July	5,792	
August	7,524	
September	8,687	
October	10,427	
November	12,178	
December	13,393	
January	14,767	
February	16,155	
March	17,929	
April	18,591	
May	18,598	
June	18,609	

QUALITY

	Quantity	Base Number	Contract	AT	Region	England
% of FP17s for the same patient ID Re-attending within 3 months - Children	29	367	7.9%	9.8%	11.2%	11.4%
% of FP17s for the same patient ID Re-attending within 3 months - Adults	158	1,544	10.2%	13.5%	14.8%	15.4%
% of FP17s for the same patient ID Re-attending between 3 & 9 months - Children	273	367	74.4%	63.2%	60.9%	59.8%
% of FP17s for the same patient ID Re-attending between 3 & 9 months - Adults	982	1,544	63.6%	57.2%	53.2%	52.1%
% of FP17s for Band 1 Urgent Courses	87	1,609	5.4%	7.0%	8.3%	9.2%
% of FP17s Relating to Free Repair or Replacements	14	1,609	0.9%	0.7%	0.7%	0.7%
% of FP17s Relating to Continuations	21	1,609	1.3%	1.0%	0.8%	0.8%
% of Patients satisfied with the dentistry they have received	3	3	N/A	92.3%	93.2%	93.4%
% of Patients satisfied with the time they had to wait for an appointment	3	3	N/A	86.3%	88.5%	87.6%

* This is based on patients treated on this contract for their most recent course of treatment. Figures in italics indicate the base number of FP17s or Patient Questionnaire responses are less than 100. N/A is shown where the base number of responses is less than 10 during the period. % is calculated as Quantity/Base number*100

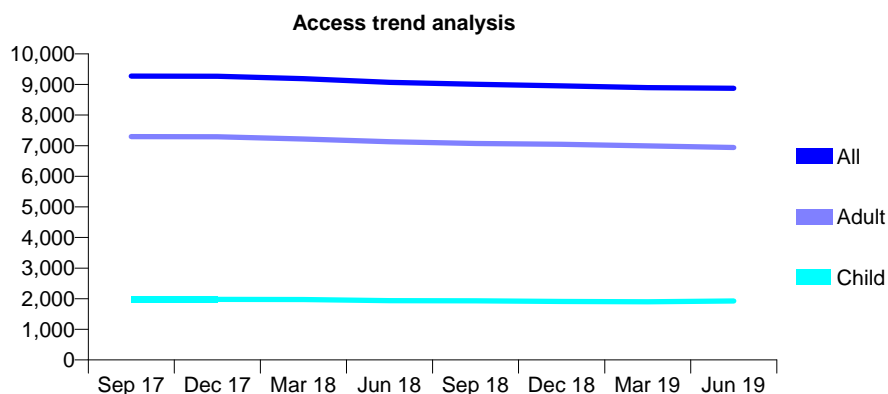
Q55 - Vital Signs At a Glance Contract Report for 269891/0001 - June 2019

Name or company name	Westdale Dental
Contract type name	GDS Contract
Purpose of contract	General and Orthodontic
Contract start date	01/04/2008
Contract end date	

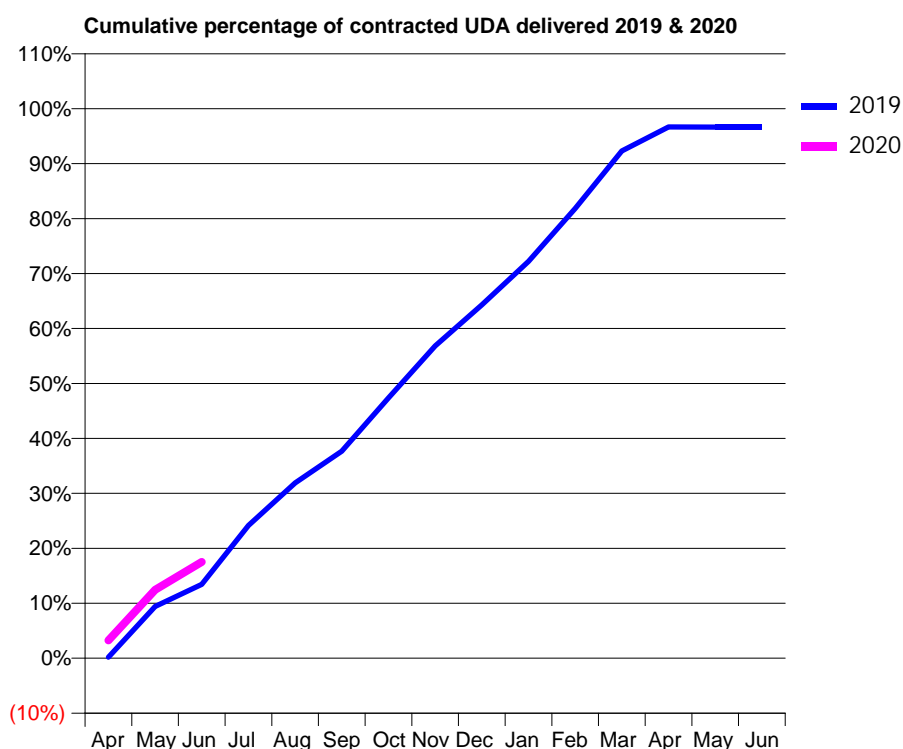
19/20 Contracted general activity (UDA)	24,872
Carry forward general activity (UDA)	0
19/20 Contracted orthodontic activity (UOA)	800
Carry forward orthodontic activity (UOA)	0
Baseline contract value	£674,461.51

ACCESS*

Patients seen in 24 months	Total	Change since previous quarter
Quarter ending June 2018	9,070	
Quarter ending September 2018	9,003	→
Quarter ending December 2018	8,954	→
Quarter ending March 2019	8,897	→
Quarter ending June 2019	8,875	→
Variance since June 2018	(2.1%)	↓



ACTIVITY



Adjusted Scheduled Activity (UDA)		
Month	2019	2020
April	45	808
May	2,348	3,100
June	3,348	4,358
July	6,008	
August	7,933	
September	9,369	
October	11,785	
November	14,140	
December	15,989	
January	17,959	
February	20,354	
March	22,956	
April	24,043	
May	24,039	
June	24,040	

QUALITY

	Quantity	Base Number	Contract	AT	Region	England
% of FP17s for the same patient ID Re-attending within 3 months - Children	72	778	9.3%	9.8%	11.2%	11.4%
% of FP17s for the same patient ID Re-attending within 3 months - Adults	381	2,574	14.8%	13.5%	14.8%	15.4%
% of FP17s for the same patient ID Re-attending between 3 & 9 months - Children	571	778	73.4%	63.2%	60.9%	59.8%
% of FP17s for the same patient ID Re-attending between 3 & 9 months - Adults	1,671	2,574	64.9%	57.2%	53.2%	52.1%
% of FP17s for Band 1 Urgent Courses	207	2,771	7.5%	7.0%	8.3%	9.2%
% of FP17s Relating to Free Repair or Replacements	28	2,771	1.0%	0.7%	0.7%	0.7%
% of FP17s Relating to Continuations	27	2,771	1.0%	1.0%	0.8%	0.8%
% of Patients satisfied with the dentistry they have received	5	6	N/A	92.3%	93.2%	93.4%
% of Patients satisfied with the time they had to wait for an appointment	6	6	N/A	86.3%	88.5%	87.6%

* This is based on patients treated on this contract for their most recent course of treatment.

Figures in italics indicate the base number of FP17s or Patient Questionnaire responses are less than 100. N/A is shown where the base number of responses is less than 10 during the period. % is calculated as Quantity/Base number*100

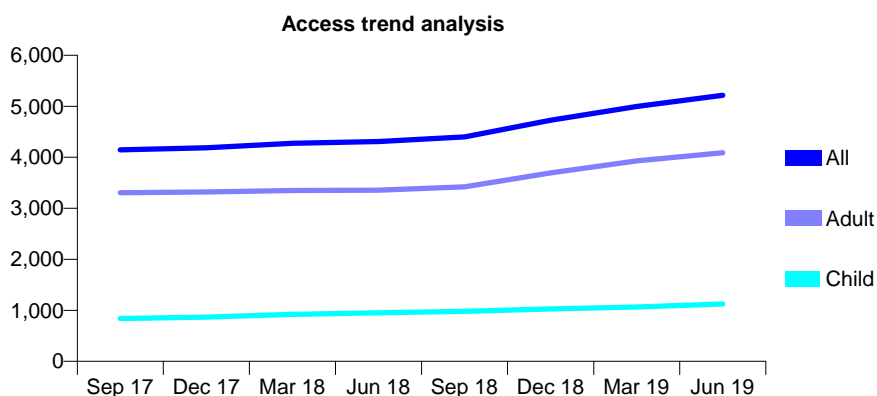
Q55 - Vital Signs At a Glance Contract Report for 279048/0001 - June 2019

Name or company name	MR R KHATIB
Contract type name	GDS Contract
Purpose of contract	General
Contract start date	01/08/2011
Contract end date	

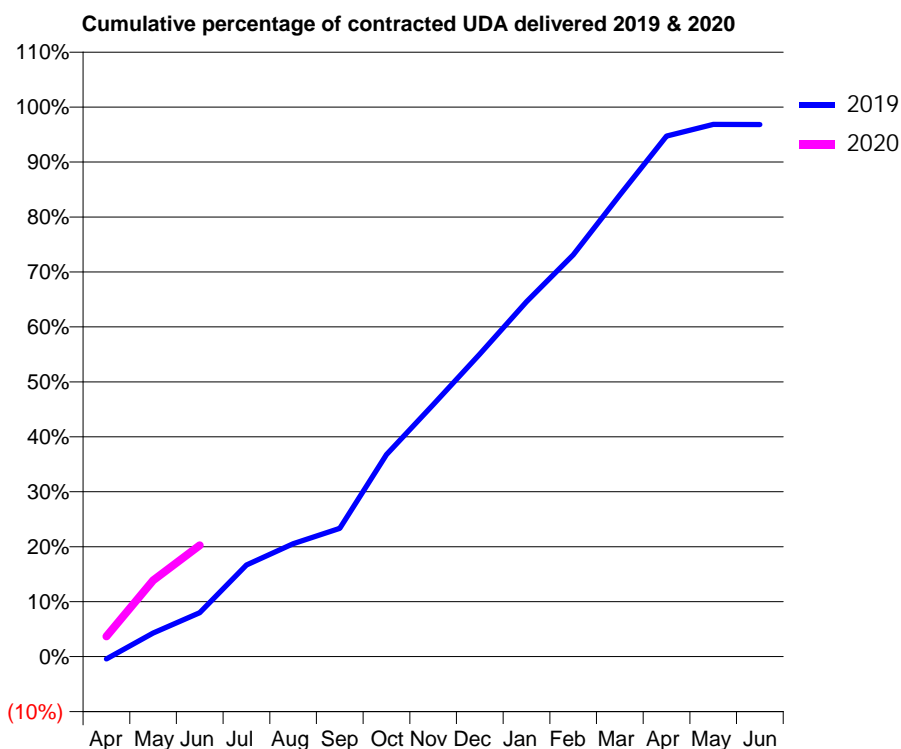
19/20 Contracted general activity (UDA)	9,607
Carry forward general activity (UDA)	0
19/20 Contracted orthodontic activity (UOA)	0
Carry forward orthodontic activity (UOA)	0
Baseline contract value	£218,095.55

ACCESS*

Patients seen in 24 months	Total	Change since previous quarter
Quarter ending June 2018	4,309	
Quarter ending September 2018	4,399	↑
Quarter ending December 2018	4,726	↑
Quarter ending March 2019	4,998	↑
Quarter ending June 2019	5,216	↑
Variance since June 2018	21.0%	↑



ACTIVITY



Month	Adjusted Scheduled Activity (UDA)	
	2019	2020
April	-60	353
May	585	1,332
June	1,087	1,945
July	2,269	
August	2,796	
September	3,177	
October	5,004	
November	6,238	
December	7,492	
January	8,788	
February	9,949	
March	11,430	
April	12,888	
May	13,177	
June	13,174	

QUALITY

	Quantity	Base Number	Contract	AT	Region	England
% of FP17s for the same patient ID Re-attending within 3 months - Children	52	485	10.7%	9.8%	11.2%	11.4%
% of FP17s for the same patient ID Re-attending within 3 months - Adults	228	1,727	13.2%	13.5%	14.8%	15.4%
% of FP17s for the same patient ID Re-attending between 3 & 9 months - Children	298	485	61.4%	63.2%	60.9%	59.8%
% of FP17s for the same patient ID Re-attending between 3 & 9 months - Adults	977	1,727	56.6%	57.2%	53.2%	52.1%
% of FP17s for Band 1 Urgent Courses	82	1,147	7.1%	7.0%	8.3%	9.2%
% of FP17s Relating to Free Repair or Replacements	30	1,147	2.6%	0.7%	0.7%	0.7%
% of FP17s Relating to Continuations	17	1,147	1.5%	1.0%	0.8%	0.8%
% of Patients satisfied with the dentistry they have received	3	3	N/A	92.3%	93.2%	93.4%
% of Patients satisfied with the time they had to wait for an appointment	3	3	N/A	86.3%	88.5%	87.6%

* This is based on patients treated on this contract for their most recent course of treatment. Figures in italics indicate the base number of FP17s or Patient Questionnaire responses are less than 100. N/A is shown where the base number of responses is less than 10 during the period. % is calculated as Quantity/Base number*100

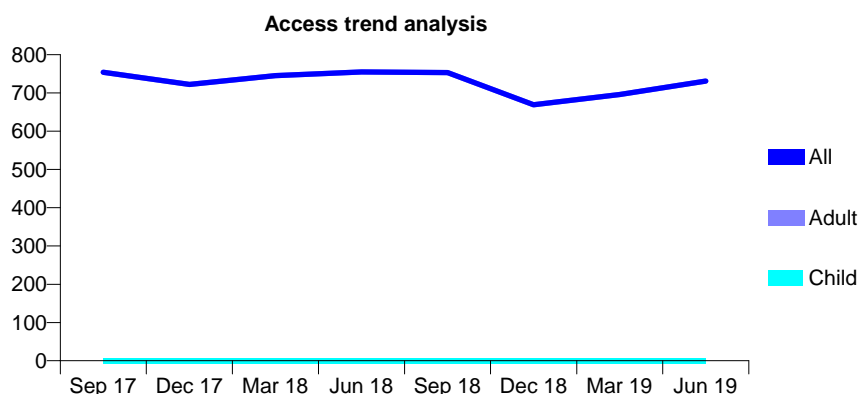
Q55 - Vital Signs At a Glance Contract Report for 279765/0001 - June 2019

Name or company name	MR MR NIEDZIELA
Contract type name	PDS Contract
Purpose of contract	General
Contract start date	01/01/2008
Contract end date	31/03/2020

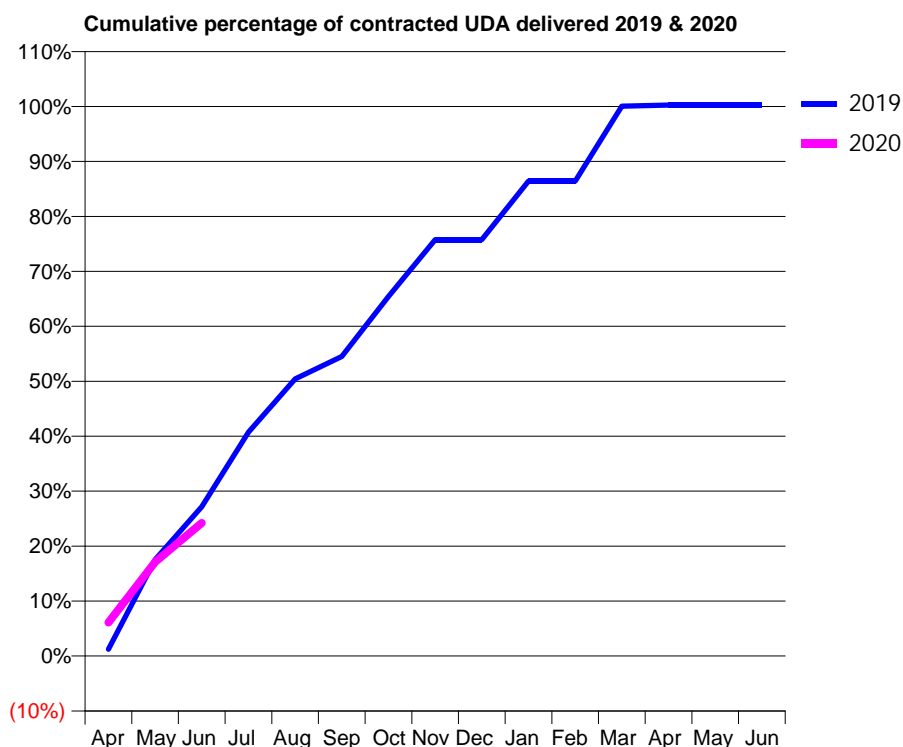
19/20 Contracted general activity (UDA)	2,000
Carry forward general activity (UDA)	0
19/20 Contracted orthodontic activity (UOA)	0
Carry forward orthodontic activity (UOA)	0
Baseline contract value	£91,086.69

ACCESS*

Patients seen in 24 months	Total	Change since previous quarter
Quarter ending June 2018	755	
Quarter ending September 2018	753	→
Quarter ending December 2018	669	↓
Quarter ending March 2019	696	↑
Quarter ending June 2019	731	↑
Variance since June 2018	(3.2%)	↓



ACTIVITY



Month	Adjusted Scheduled Activity (UDA)	
	2019	2020
April	25	122
May	351	342
June	543	484
July	814	
August	1,009	
September	1,090	
October	1,309	
November	1,516	
December	1,516	
January	1,729	
February	1,729	
March	2,001	
April	2,005	
May	2,005	
June	2,005	

QUALITY

	Quantity	Base Number	Contract	AT	Region	England
% of FP17s for the same patient ID Re-attending within 3 months - Children	0	0	N/A	9.8%	11.2%	11.4%
% of FP17s for the same patient ID Re-attending within 3 months - Adults	4	138	2.9%	13.5%	14.8%	15.4%
% of FP17s for the same patient ID Re-attending between 3 & 9 months - Children	0	0	N/A	63.2%	60.9%	59.8%
% of FP17s for the same patient ID Re-attending between 3 & 9 months - Adults	14	138	10.1%	57.2%	53.2%	52.1%
% of FP17s for Band 1 Urgent Courses	1	135	0.7%	7.0%	8.3%	9.2%
% of FP17s Relating to Free Repair or Replacements	0	135	0.0%	0.7%	0.7%	0.7%
% of FP17s Relating to Continuations	0	135	0.0%	1.0%	0.8%	0.8%
% of Patients satisfied with the dentistry they have received	0	1	N/A	92.3%	93.2%	93.4%
% of Patients satisfied with the time they had to wait for an appointment	1	1	N/A	86.3%	88.5%	87.6%

* This is based on patients treated on this contract for their most recent course of treatment. Figures in italics indicate the base number of FP17s or Patient Questionnaire responses are less than 100. N/A is shown where the base number of responses is less than 10 during the period. % is calculated as Quantity/Base number*100

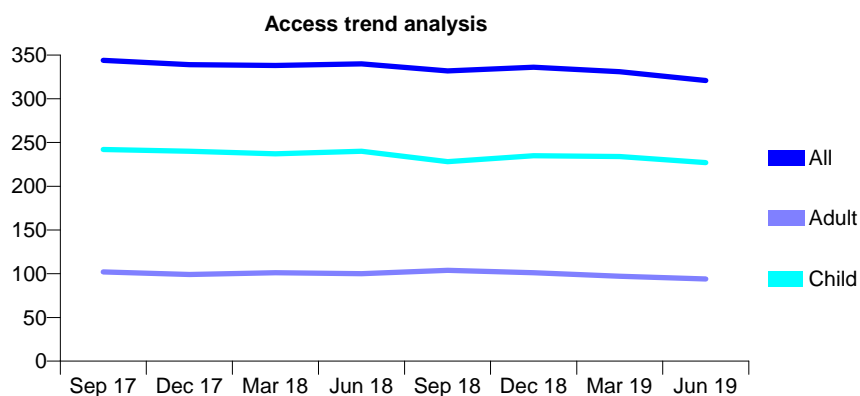
Q55 - Vital Signs At a Glance Contract Report for 323705/0001 - June 2019

Name or company name	MR MA ROBERTS
Contract type name	GDS Contract
Purpose of contract	General
Contract start date	01/04/2006
Contract end date	

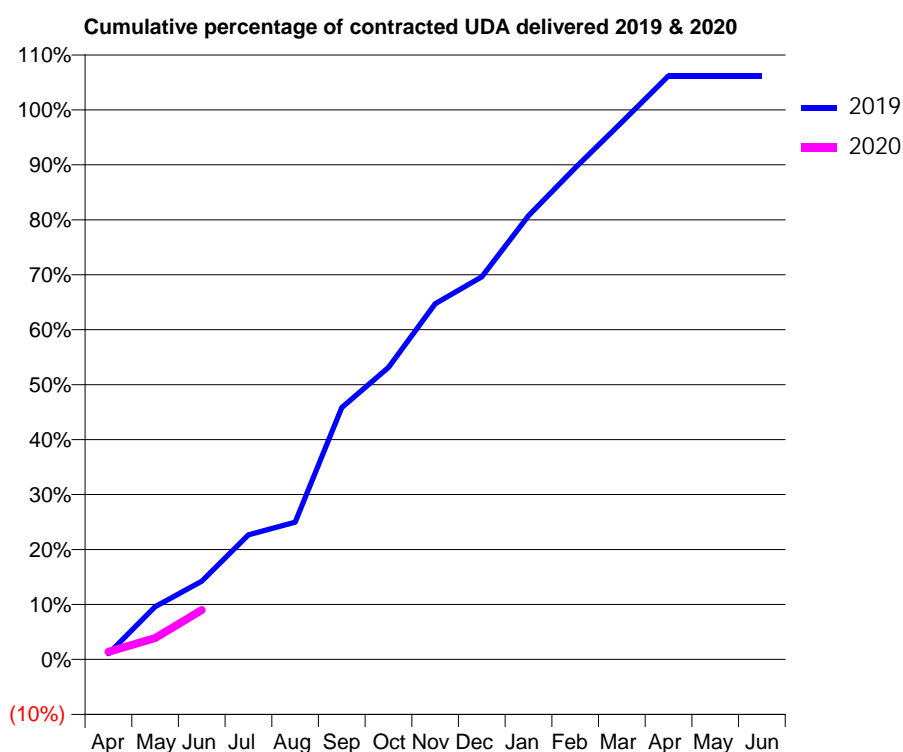
19/20 Contracted general activity (UDA)	1,000
Carry forward general activity (UDA)	0
19/20 Contracted orthodontic activity (UOA)	0
Carry forward orthodontic activity (UOA)	0
Baseline contract value	£25,827.00

ACCESS*

Patients seen in 24 months	Total	Change since previous quarter
Quarter ending June 2018	340	
Quarter ending September 2018	332	↓
Quarter ending December 2018	336	→
Quarter ending March 2019	331	↓
Quarter ending June 2019	321	↓
Variance since June 2018	(5.6%)	↓



ACTIVITY



Month	Adjusted Scheduled Activity (UDA)	
	2019	2020
April	7	14
May	67	39
June	100	90
July	159	
August	175	
September	321	
October	372	
November	453	
December	487	
January	565	
February	626	
March	684	
April	743	
May	743	
June	743	

QUALITY

	Quantity	Base Number	Contract	AT	Region	England
% of FP17s for the same patient ID Re-attending within 3 months - Children	10	91	11.0%	9.8%	11.2%	11.4%
% of FP17s for the same patient ID Re-attending within 3 months - Adults	1	19	5.3%	13.5%	14.8%	15.4%
% of FP17s for the same patient ID Re-attending between 3 & 9 months - Children	58	91	63.7%	63.2%	60.9%	59.8%
% of FP17s for the same patient ID Re-attending between 3 & 9 months - Adults	12	19	63.2%	57.2%	53.2%	52.1%
% of FP17s for Band 1 Urgent Courses	0	72	0.0%	7.0%	8.3%	9.2%
% of FP17s Relating to Free Repair or Replacements	0	72	0.0%	0.7%	0.7%	0.7%
% of FP17s Relating to Continuations	1	72	1.4%	1.0%	0.8%	0.8%
% of Patients satisfied with the dentistry they have received	0	0	N/A	92.3%	93.2%	93.4%
% of Patients satisfied with the time they had to wait for an appointment	0	0	N/A	86.3%	88.5%	87.6%

* This is based on patients treated on this contract for their most recent course of treatment. Figures in italics indicate the base number of FP17s or Patient Questionnaire responses are less than 100. N/A is shown where the base number of responses is less than 10 during the period. % is calculated as Quantity/Base number*100

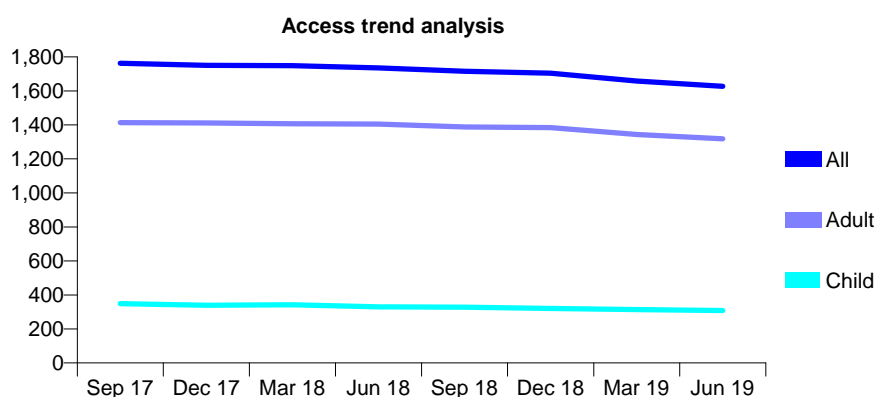
Q55 - Vital Signs At a Glance Contract Report for 326186/0001 - June 2019

Name or company name	MISS SJ THOMPSON
Contract type name	GDS Contract
Purpose of contract	General
Contract start date	01/04/2006
Contract end date	

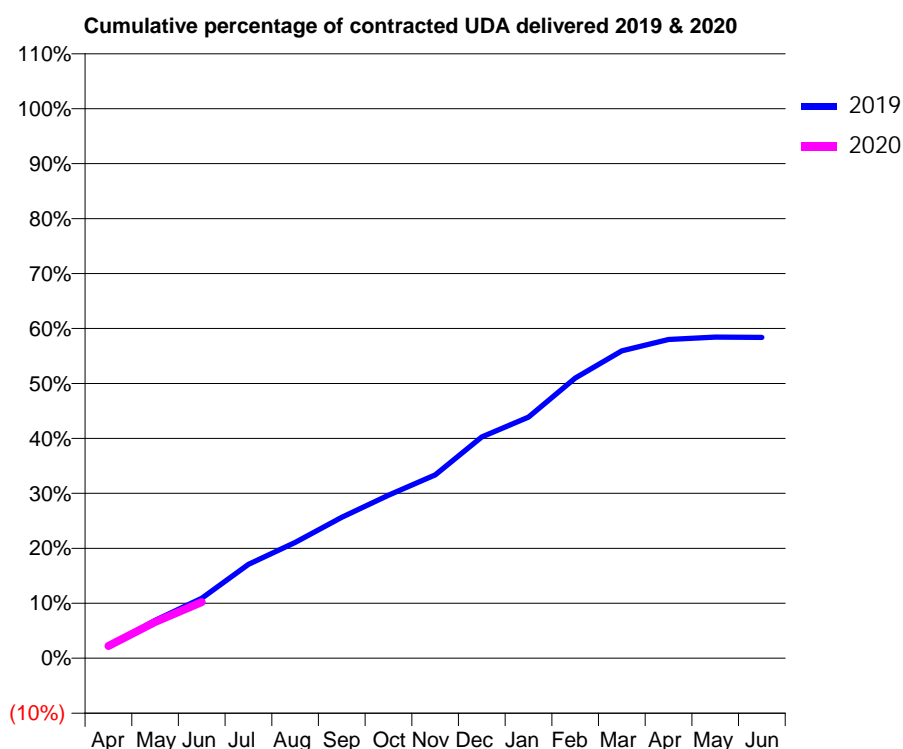
19/20 Contracted general activity (UDA)	7,906
Carry forward general activity (UDA)	0
19/20 Contracted orthodontic activity (UOA)	0
Carry forward orthodontic activity (UOA)	0
Baseline contract value	£201,421.19

ACCESS*

Patients seen in 24 months	Total	Change since previous quarter
Quarter ending June 2018	1,735	
Quarter ending September 2018	1,716	↓
Quarter ending December 2018	1,704	→
Quarter ending March 2019	1,658	↓
Quarter ending June 2019	1,627	↓
Variance since June 2018	(6.2%)	↓



ACTIVITY



Month	2019	2020
April	163	178
May	545	523
June	862	806
July	1,350	
August	1,667	
September	2,026	
October	2,345	
November	2,638	
December	3,184	
January	3,470	
February	4,030	
March	4,421	
April	4,587	
May	4,618	
June	4,615	

QUALITY

	Quantity	Base Number	Contract	AT	Region	England
% of FP17s for the same patient ID Re-attending within 3 months - Children	1	84	1.2%	9.8%	11.2%	11.4%
% of FP17s for the same patient ID Re-attending within 3 months - Adults	49	338	14.5%	13.5%	14.8%	15.4%
% of FP17s for the same patient ID Re-attending between 3 & 9 months - Children	50	84	59.5%	63.2%	60.9%	59.8%
% of FP17s for the same patient ID Re-attending between 3 & 9 months - Adults	144	338	42.6%	57.2%	53.2%	52.1%
% of FP17s for Band 1 Urgent Courses	46	323	14.2%	7.0%	8.3%	9.2%
% of FP17s Relating to Free Repair or Replacements	6	323	1.9%	0.7%	0.7%	0.7%
% of FP17s Relating to Continuations	9	323	2.8%	1.0%	0.8%	0.8%
% of Patients satisfied with the dentistry they have received	1	1	N/A	92.3%	93.2%	93.4%
% of Patients satisfied with the time they had to wait for an appointment	1	1	N/A	86.3%	88.5%	87.6%

* This is based on patients treated on this contract for their most recent course of treatment. Figures in italics indicate the base number of FP17s or Patient Questionnaire responses are less than 100. N/A is shown where the base number of responses is less than 10 during the period. % is calculated as Quantity/Base number*100

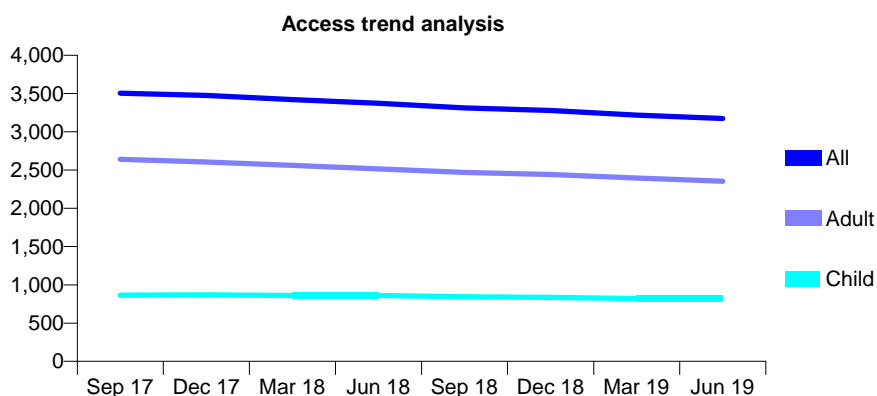
Q55 - Vital Signs At a Glance Contract Report for 330337/0002 - June 2019

Name or company name	MR AB WATTS
Contract type name	GDS Contract
Purpose of contract	General
Contract start date	01/04/2006
Contract end date	

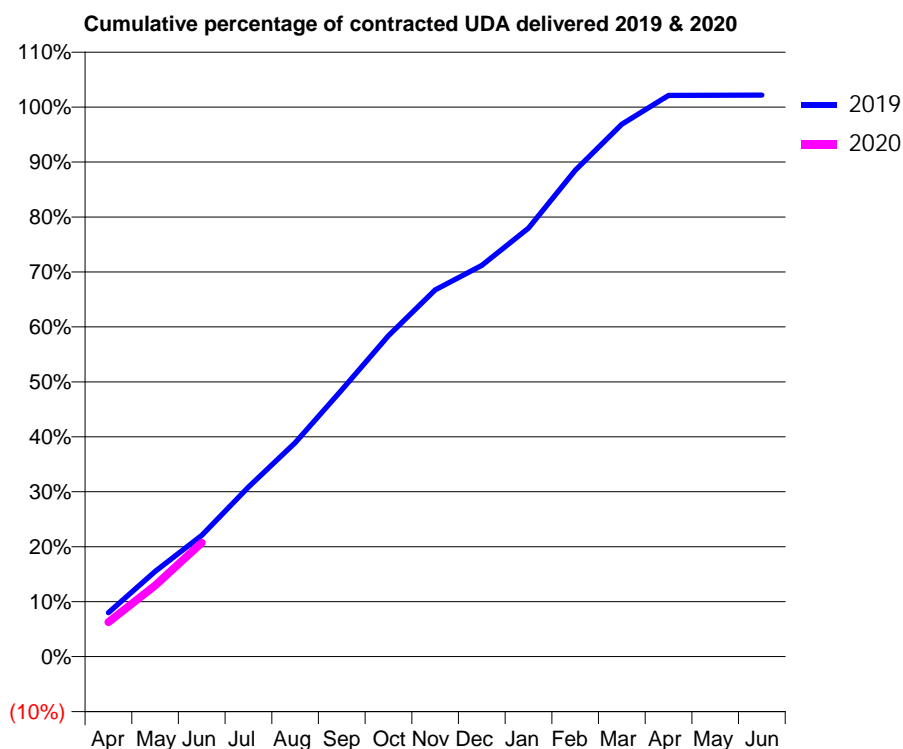
19/20 Contracted general activity (UDA)	9,167
Carry forward general activity (UDA)	0
19/20 Contracted orthodontic activity (UOA)	0
Carry forward orthodontic activity (UOA)	0
Baseline contract value	£312,005.90

ACCESS*

Patients seen in 24 months	Total	Change since previous quarter
Quarter ending June 2018	3,374	
Quarter ending September 2018	3,313	↓
Quarter ending December 2018	3,279	↓
Quarter ending March 2019	3,218	↓
Quarter ending June 2019	3,173	↓
Variance since June 2018	(6.0%)	↓



ACTIVITY



Month	Adjusted Scheduled Activity (UDA)	
	2019	2020
April	734	575
May	1,422	1,187
June	2,024	1,899
July	2,829	
August	3,567	
September	4,448	
October	5,353	
November	6,118	
December	6,526	
January	7,148	
February	8,111	
March	8,882	
April	9,363	
May	9,365	
June	9,366	

QUALITY

	Quantity	Base Number	Contract	AT	Region	England
% of FP17s for the same patient ID Re-attending within 3 months - Children	9	357	2.5%	9.8%	11.2%	11.4%
% of FP17s for the same patient ID Re-attending within 3 months - Adults	117	900	13.0%	13.5%	14.8%	15.4%
% of FP17s for the same patient ID Re-attending between 3 & 9 months - Children	257	357	72.0%	63.2%	60.9%	59.8%
% of FP17s for the same patient ID Re-attending between 3 & 9 months - Adults	656	900	72.9%	57.2%	53.2%	52.1%
% of FP17s for Band 1 Urgent Courses	19	998	1.9%	7.0%	8.3%	9.2%
% of FP17s Relating to Free Repair or Replacements	3	998	0.3%	0.7%	0.7%	0.7%
% of FP17s Relating to Continuations	14	998	1.4%	1.0%	0.8%	0.8%
% of Patients satisfied with the dentistry they have received	3	3	N/A	92.3%	93.2%	93.4%
% of Patients satisfied with the time they had to wait for an appointment	3	3	N/A	86.3%	88.5%	87.6%

* This is based on patients treated on this contract for their most recent course of treatment. Figures in italics indicate the base number of FP17s or Patient Questionnaire responses are less than 100. N/A is shown where the base number of responses is less than 10 during the period. % is calculated as Quantity/Base number*100

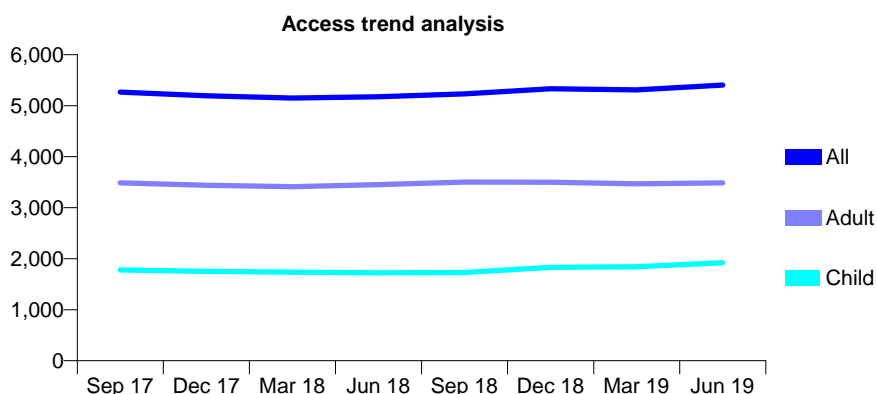
Q55 - Vital Signs At a Glance Contract Report for 331147/0001 - June 2019

Name or company name	MR J TRUSZ
Contract type name	GDS Contract
Purpose of contract	General
Contract start date	01/04/2006
Contract end date	

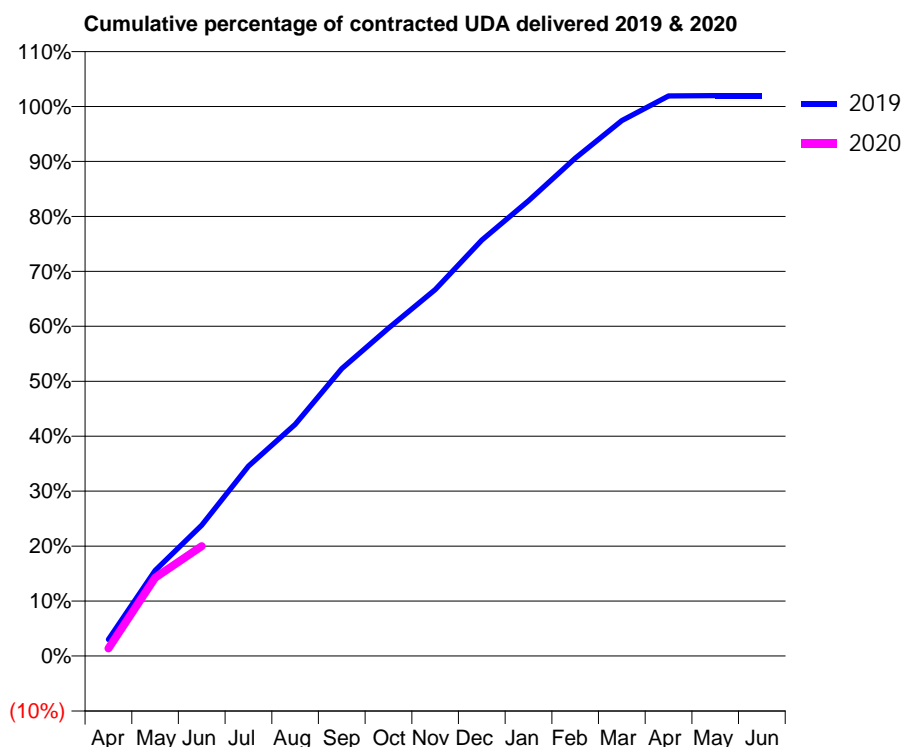
19/20 Contracted general activity (UDA)	14,769
Carry forward general activity (UDA)	0
19/20 Contracted orthodontic activity (UOA)	0
Carry forward orthodontic activity (UOA)	0
Baseline contract value	£349,480.86

ACCESS*

Patients seen in 24 months	Total	Change since previous quarter
Quarter ending June 2018	5,176	
Quarter ending September 2018	5,231	→
Quarter ending December 2018	5,331	→
Quarter ending March 2019	5,311	→
Quarter ending June 2019	5,404	→
Variance since June 2018	4.4%	↑



ACTIVITY



Month	Adjusted Scheduled Activity (UDA)	
	2019	2020
April	446	208
May	2,298	2,104
June	3,516	2,954
July	5,102	
August	6,227	
September	7,722	
October	8,813	
November	9,846	
December	11,178	
January	12,234	
February	13,376	
March	14,387	
April	15,050	
May	15,057	
June	15,057	

QUALITY

	Quantity	Base Number	Contract	AT	Region	England
% of FP17s for the same patient ID Re-attending within 3 months - Children	66	853	7.7%	9.8%	11.2%	11.4%
% of FP17s for the same patient ID Re-attending within 3 months - Adults	107	1,267	8.4%	13.5%	14.8%	15.4%
% of FP17s for the same patient ID Re-attending between 3 & 9 months - Children	506	853	59.3%	63.2%	60.9%	59.8%
% of FP17s for the same patient ID Re-attending between 3 & 9 months - Adults	842	1,267	66.5%	57.2%	53.2%	52.1%
% of FP17s for Band 1 Urgent Courses	40	1,749	2.3%	7.0%	8.3%	9.2%
% of FP17s Relating to Free Repair or Replacements	15	1,749	0.9%	0.7%	0.7%	0.7%
% of FP17s Relating to Continuations	8	1,749	0.5%	1.0%	0.8%	0.8%
% of Patients satisfied with the dentistry they have received	4	4	N/A	92.3%	93.2%	93.4%
% of Patients satisfied with the time they had to wait for an appointment	4	4	N/A	86.3%	88.5%	87.6%

* This is based on patients treated on this contract for their most recent course of treatment. Figures in italics indicate the base number of FP17s or Patient Questionnaire responses are less than 100. N/A is shown where the base number of responses is less than 10 during the period. % is calculated as Quantity/Base number*100

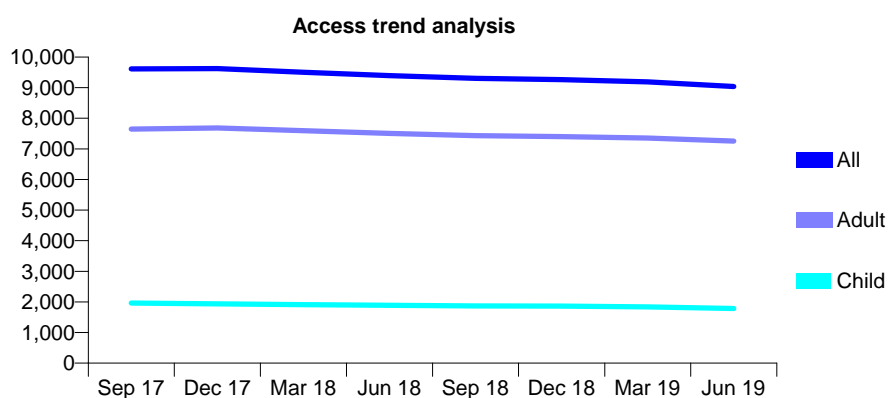
Q55 - Vital Signs At a Glance Contract Report for 331864/0001 - June 2019

Name or company name	MISS L KO
Contract type name	GDS Contract
Purpose of contract	General and Orthodontic
Contract start date	01/04/2006
Contract end date	

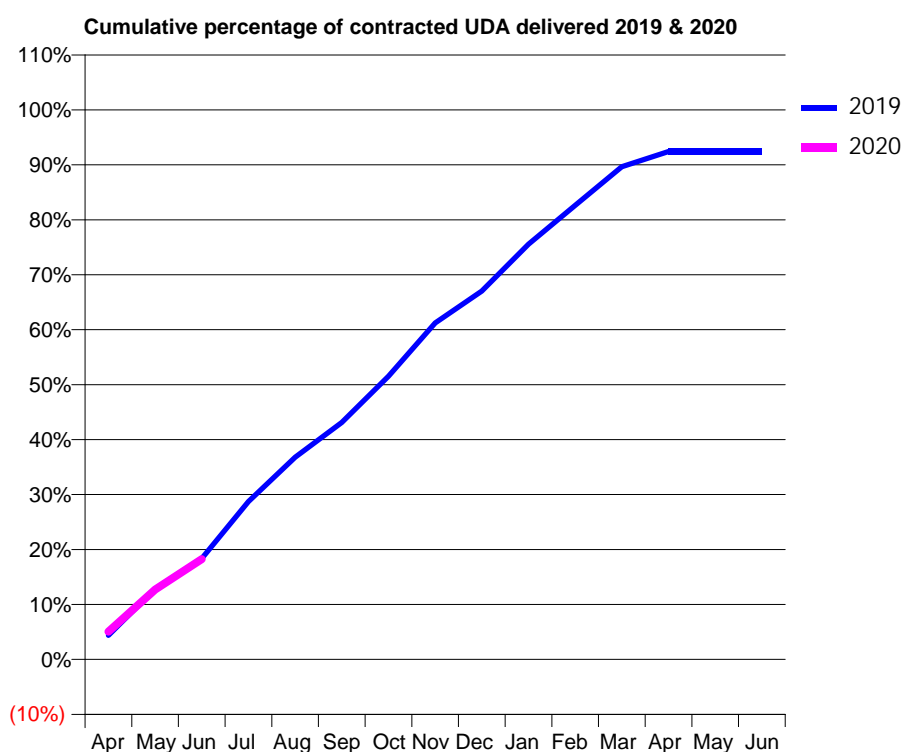
19/20 Contracted general activity (UDA)	28,035
Carry forward general activity (UDA)	0
19/20 Contracted orthodontic activity (UOA)	1,062
Carry forward orthodontic activity (UOA)	0
Baseline contract value	£739,971.95

ACCESS*

Patients seen in 24 months	Total	Change since previous quarter
Quarter ending June 2018	9,394	
Quarter ending September 2018	9,303	→
Quarter ending December 2018	9,261	→
Quarter ending March 2019	9,193	→
Quarter ending June 2019	9,040	↓
Variance since June 2018	(3.8%)	↓



ACTIVITY



Month	2019	2020
April	1,228	1,421
May	3,598	3,563
June	5,149	5,122
July	8,052	
August	10,320	
September	12,083	
October	14,446	
November	17,171	
December	18,788	
January	21,185	
February	23,167	
March	25,132	
April	25,909	
May	25,911	
June	25,908	

QUALITY

	Quantity	Base Number	Contract	AT	Region	England
% of FP17s for the same patient ID Re-attending within 3 months - Children	43	706	6.1%	9.8%	11.2%	11.4%
% of FP17s for the same patient ID Re-attending within 3 months - Adults	302	2,584	11.7%	13.5%	14.8%	15.4%
% of FP17s for the same patient ID Re-attending between 3 & 9 months - Children	502	706	71.1%	63.2%	60.9%	59.8%
% of FP17s for the same patient ID Re-attending between 3 & 9 months - Adults	1,606	2,584	62.2%	57.2%	53.2%	52.1%
% of FP17s for Band 1 Urgent Courses	214	2,804	7.6%	7.0%	8.3%	9.2%
% of FP17s Relating to Free Repair or Replacements	33	2,804	1.2%	0.7%	0.7%	0.7%
% of FP17s Relating to Continuations	10	2,804	0.4%	1.0%	0.8%	0.8%
% of Patients satisfied with the dentistry they have received	4	4	N/A	92.3%	93.2%	93.4%
% of Patients satisfied with the time they had to wait for an appointment	4	4	N/A	86.3%	88.5%	87.6%

* This is based on patients treated on this contract for their most recent course of treatment. Figures in italics indicate the base number of FP17s or Patient Questionnaire responses are less than 100. N/A is shown where the base number of responses is less than 10 during the period. % is calculated as Quantity/Base number*100

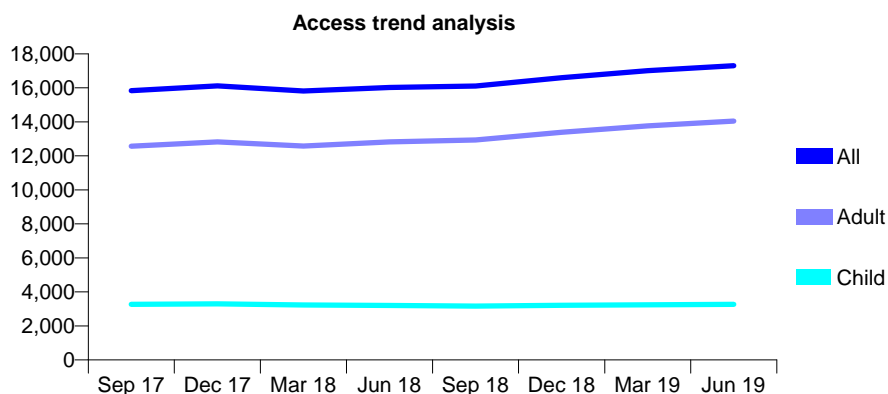
Q55 - Vital Signs At a Glance Contract Report for 338109/0001 - June 2019

Name or company name	MR PF CARROLL
Contract type name	GDS Contract
Purpose of contract	General
Contract start date	01/04/2006
Contract end date	

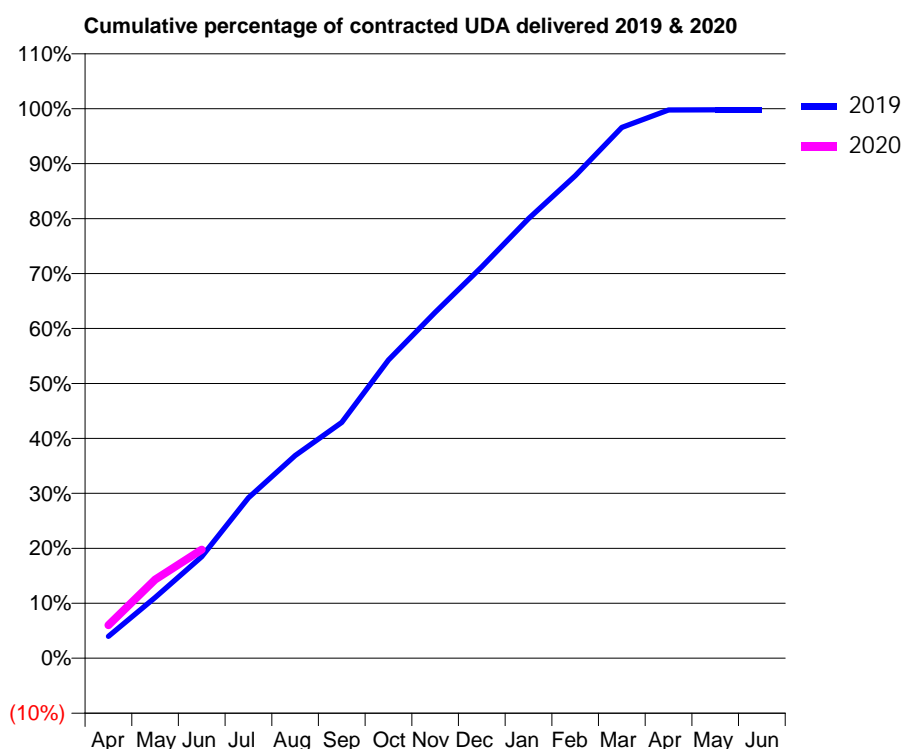
19/20 Contracted general activity (UDA)	33,023
Carry forward general activity (UDA)	0
19/20 Contracted orthodontic activity (UOA)	0
Carry forward orthodontic activity (UOA)	0
Baseline contract value	£828,089.42

ACCESS*

Patients seen in 24 months	Total	Change since previous quarter
Quarter ending June 2018	16,027	
Quarter ending September 2018	16,107	→
Quarter ending December 2018	16,600	↑
Quarter ending March 2019	17,018	↑
Quarter ending June 2019	17,309	→
Variance since June 2018	8.0%	↑



ACTIVITY



Month	2019	2020
April	1,309	1,984
May	3,654	4,733
June	6,102	6,525
July	9,641	
August	12,173	
September	14,171	
October	17,925	
November	20,783	
December	23,519	
January	26,413	
February	28,990	
March	31,897	
April	32,937	
May	32,951	
June	32,952	

QUALITY

	Quantity	Base Number	Contract	AT	Region	England
% of FP17s for the same patient ID Re-attending within 3 months - Children	36	1,022	3.5%	9.8%	11.2%	11.4%
% of FP17s for the same patient ID Re-attending within 3 months - Adults	308	3,439	9.0%	13.5%	14.8%	15.4%
% of FP17s for the same patient ID Re-attending between 3 & 9 months - Children	627	1,022	61.4%	63.2%	60.9%	59.8%
% of FP17s for the same patient ID Re-attending between 3 & 9 months - Adults	1,215	3,439	35.3%	57.2%	53.2%	52.1%
% of FP17s for Band 1 Urgent Courses	204	3,720	5.5%	7.0%	8.3%	9.2%
% of FP17s Relating to Free Repair or Replacements	39	3,720	1.0%	0.7%	0.7%	0.7%
% of FP17s Relating to Continuations	29	3,720	0.8%	1.0%	0.8%	0.8%
% of Patients satisfied with the dentistry they have received	3	4	N/A	92.3%	93.2%	93.4%
% of Patients satisfied with the time they had to wait for an appointment	2	4	N/A	86.3%	88.5%	87.6%

* This is based on patients treated on this contract for their most recent course of treatment. Figures in italics indicate the base number of FP17s or Patient Questionnaire responses are less than 100. N/A is shown where the base number of responses is less than 10 during the period. % is calculated as Quantity/Base number*100

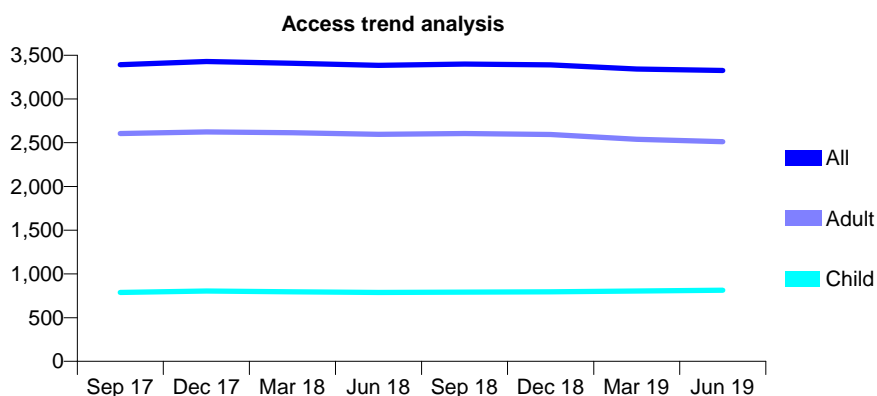
Q55 - Vital Signs At a Glance Contract Report for 353922/0001 - June 2019

Name or company name	MRS P RAD
Contract type name	GDS Contract
Purpose of contract	General
Contract start date	01/04/2006
Contract end date	

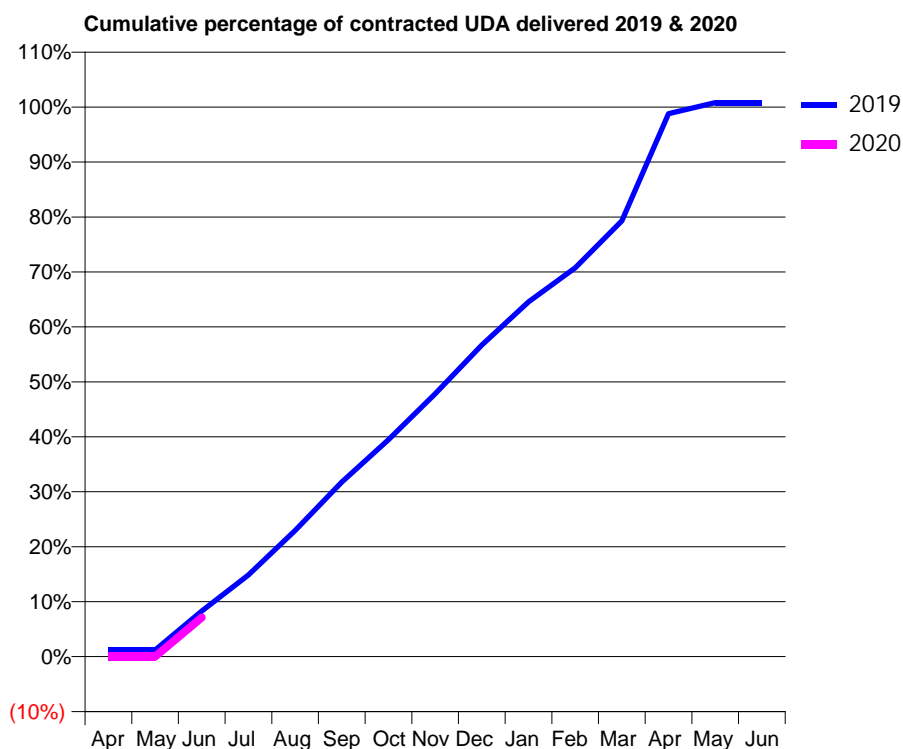
19/20 Contracted general activity (UDA)	11,667
Carry forward general activity (UDA)	0
19/20 Contracted orthodontic activity (UOA)	0
Carry forward orthodontic activity (UOA)	0
Baseline contract value	£298,783.55

ACCESS*

Patients seen in 24 months	Total	Change since previous quarter
Quarter ending June 2018	3,385	
Quarter ending September 2018	3,398	→
Quarter ending December 2018	3,390	→
Quarter ending March 2019	3,342	↓
Quarter ending June 2019	3,326	→
Variance since June 2018	(1.7%)	↓



ACTIVITY



Month	Adjusted Scheduled Activity (UDA)	
	2019	2020
April	140	0
May	143	0
June	966	830
July	1,734	
August	2,679	
September	3,706	
October	4,604	
November	5,583	
December	6,612	
January	7,528	
February	8,254	
March	9,252	
April	11,527	
May	11,761	
June	11,761	

QUALITY

	Quantity	Base Number	Contract	AT	Region	England
% of FP17s for the same patient ID Re-attending within 3 months - Children	13	373	3.5%	9.8%	11.2%	11.4%
% of FP17s for the same patient ID Re-attending within 3 months - Adults	102	996	10.2%	13.5%	14.8%	15.4%
% of FP17s for the same patient ID Re-attending between 3 & 9 months - Children	249	373	66.8%	63.2%	60.9%	59.8%
% of FP17s for the same patient ID Re-attending between 3 & 9 months - Adults	629	996	63.2%	57.2%	53.2%	52.1%
% of FP17s for Band 1 Urgent Courses	6	416	1.4%	7.0%	8.3%	9.2%
% of FP17s Relating to Free Repair or Replacements	3	416	0.7%	0.7%	0.7%	0.7%
% of FP17s Relating to Continuations	10	416	2.4%	1.0%	0.8%	0.8%
% of Patients satisfied with the dentistry they have received	0	0	N/A	92.3%	93.2%	93.4%
% of Patients satisfied with the time they had to wait for an appointment	0	0	N/A	86.3%	88.5%	87.6%

* This is based on patients treated on this contract for their most recent course of treatment. Figures in italics indicate the base number of FP17s or Patient Questionnaire responses are less than 100. N/A is shown where the base number of responses is less than 10 during the period. % is calculated as Quantity/Base number*100

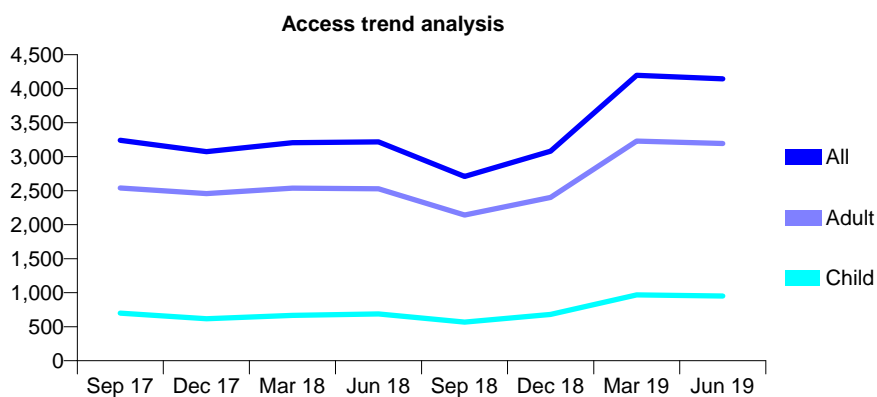
Q55 - Vital Signs At a Glance Contract Report for 355127/0001 - June 2019

Name or company name	MR A KOSHAL
Contract type name	GDS Contract
Purpose of contract	General
Contract start date	01/04/2006
Contract end date	

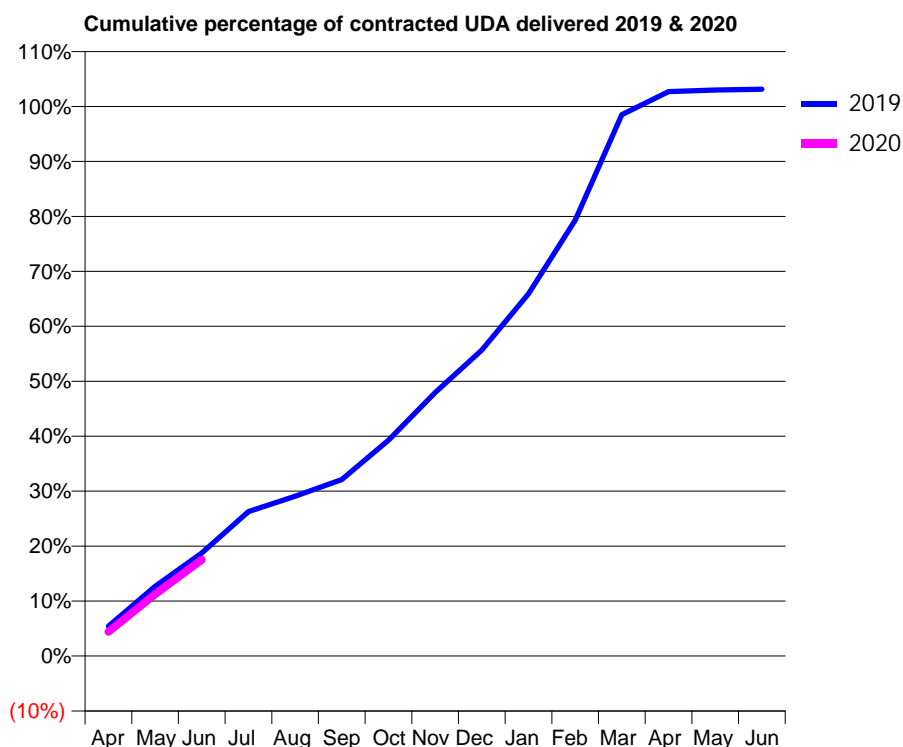
19/20 Contracted general activity (UDA)	10,677
Carry forward general activity (UDA)	0
19/20 Contracted orthodontic activity (UOA)	0
Carry forward orthodontic activity (UOA)	0
Baseline contract value	£479,441.08

ACCESS*

Patients seen in 24 months	Total	Change since previous quarter
Quarter ending June 2018	3,217	
Quarter ending September 2018	2,709	↓
Quarter ending December 2018	3,081	↑
Quarter ending March 2019	4,197	↑
Quarter ending June 2019	4,144	↓
Variance since June 2018	28.8%	↑



ACTIVITY



Month	Adjusted Scheduled Activity (UDA)	
	2019	2020
April	580	469
May	1,355	1,202
June	2,002	1,868
July	2,807	
August	3,106	
September	3,428	
October	4,193	
November	5,120	
December	5,944	
January	7,040	
February	8,470	
March	10,517	
April	10,967	
May	10,998	
June	11,014	

QUALITY

	Quantity	Base Number	Contract	AT	Region	England
% of FP17s for the same patient ID Re-attending within 3 months - Children	16	279	5.7%	9.8%	11.2%	11.4%
% of FP17s for the same patient ID Re-attending within 3 months - Adults	90	869	10.4%	13.5%	14.8%	15.4%
% of FP17s for the same patient ID Re-attending between 3 & 9 months - Children	145	279	52.0%	63.2%	60.9%	59.8%
% of FP17s for the same patient ID Re-attending between 3 & 9 months - Adults	368	869	42.3%	57.2%	53.2%	52.1%
% of FP17s for Band 1 Urgent Courses	71	939	7.6%	7.0%	8.3%	9.2%
% of FP17s Relating to Free Repair or Replacements	8	939	0.9%	0.7%	0.7%	0.7%
% of FP17s Relating to Continuations	15	939	1.6%	1.0%	0.8%	0.8%
% of Patients satisfied with the dentistry they have received	1	1	N/A	92.3%	93.2%	93.4%
% of Patients satisfied with the time they had to wait for an appointment	1	1	N/A	86.3%	88.5%	87.6%

* This is based on patients treated on this contract for their most recent course of treatment. Figures in italics indicate the base number of FP17s or Patient Questionnaire responses are less than 100. N/A is shown where the base number of responses is less than 10 during the period. % is calculated as Quantity/Base number*100

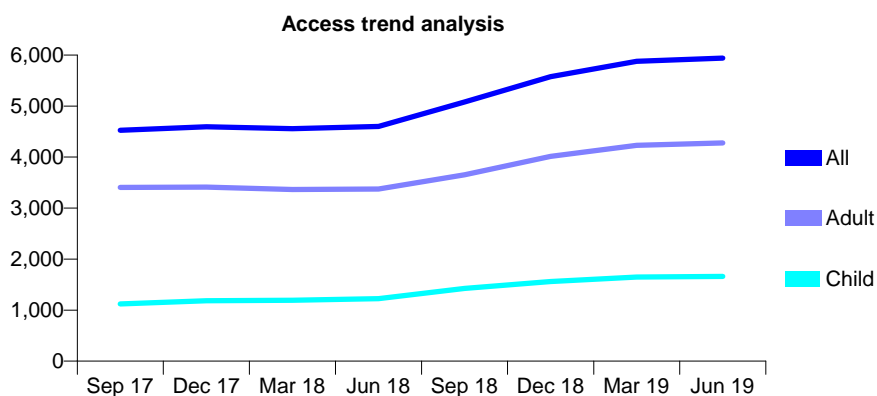
Q55 - Vital Signs At a Glance Contract Report for 368350/0001 - June 2019

Name or company name	MRS A MIODUSZEWSKA
Contract type name	GDS Contract
Purpose of contract	General
Contract start date	01/08/2012
Contract end date	

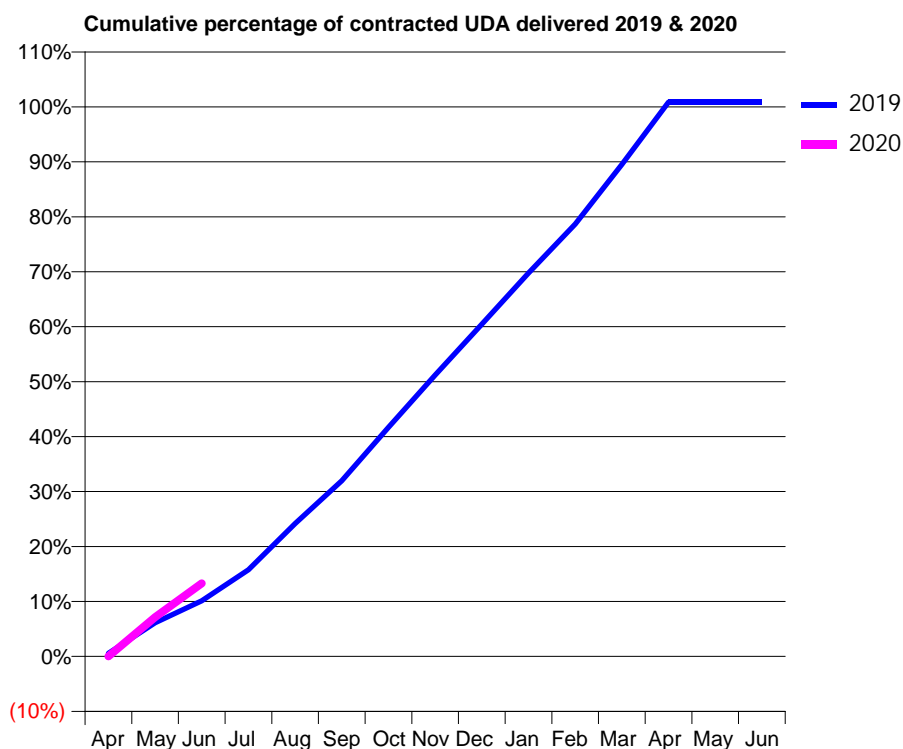
19/20 Contracted general activity (UDA)	13,546
Carry forward general activity (UDA)	0
19/20 Contracted orthodontic activity (UOA)	0
Carry forward orthodontic activity (UOA)	0
Baseline contract value	£342,055.77

ACCESS*

Patients seen in 24 months	Total	Change since previous quarter
Quarter ending June 2018	4,599	
Quarter ending September 2018	5,081	↑
Quarter ending December 2018	5,577	↑
Quarter ending March 2019	5,879	↑
Quarter ending June 2019	5,940	→
Variance since June 2018	29.2%	↑



ACTIVITY



Month	Adjusted Scheduled Activity (UDA)	
	2019	2020
April	112	0
May	1,196	968
June	1,981	1,799
July	3,086	
August	4,727	
September	6,247	
October	8,151	
November	10,008	
December	11,813	
January	13,633	
February	15,382	
March	17,494	
April	19,715	
May	19,715	
June	19,715	

QUALITY

	Quantity	Base Number	Contract	AT	Region	England
% of FP17s for the same patient ID Re-attending within 3 months - Children	45	553	8.1%	9.8%	11.2%	11.4%
% of FP17s for the same patient ID Re-attending within 3 months - Adults	140	1,429	9.8%	13.5%	14.8%	15.4%
% of FP17s for the same patient ID Re-attending between 3 & 9 months - Children	340	553	61.5%	63.2%	60.9%	59.8%
% of FP17s for the same patient ID Re-attending between 3 & 9 months - Adults	913	1,429	63.9%	57.2%	53.2%	52.1%
% of FP17s for Band 1 Urgent Courses	35	880	4.0%	7.0%	8.3%	9.2%
% of FP17s Relating to Free Repair or Replacements	1	880	0.1%	0.7%	0.7%	0.7%
% of FP17s Relating to Continuations	11	880	1.3%	1.0%	0.8%	0.8%
% of Patients satisfied with the dentistry they have received	8	9	N/A	92.3%	93.2%	93.4%
% of Patients satisfied with the time they had to wait for an appointment	8	9	N/A	86.3%	88.5%	87.6%

* This is based on patients treated on this contract for their most recent course of treatment. Figures in italics indicate the base number of FP17s or Patient Questionnaire responses are less than 100. N/A is shown where the base number of responses is less than 10 during the period. % is calculated as Quantity/Base number*100

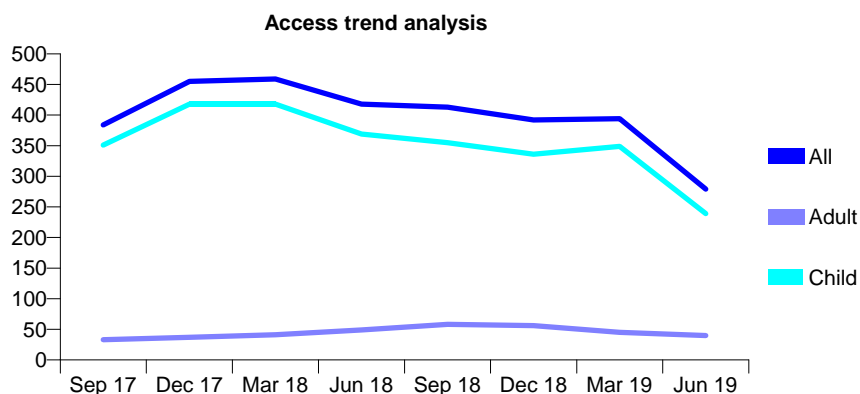
Q55 - Vital Signs At a Glance Contract Report for 561916/0002 - June 2019

Name or company name	Wilson and Partners
Contract type name	GDS Contract
Purpose of contract	General
Contract start date	23/06/2013
Contract end date	

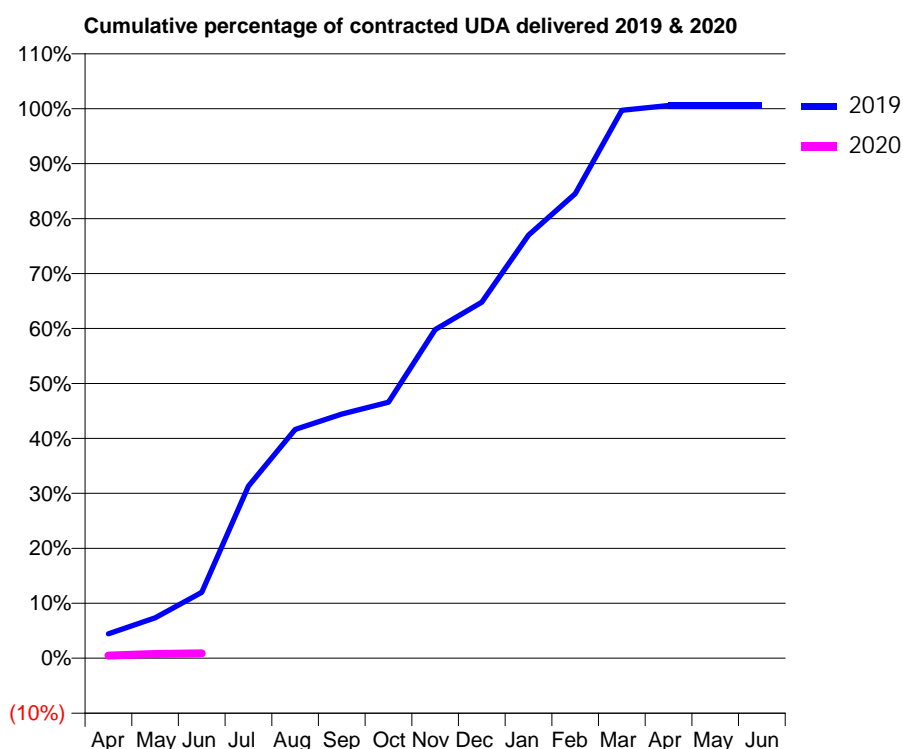
19/20 Contracted general activity (UDA)	787
Carry forward general activity (UDA)	0
19/20 Contracted orthodontic activity (UOA)	0
Carry forward orthodontic activity (UOA)	0
Baseline contract value	£21,426.89

ACCESS*

Patients seen in 24 months	Total	Change since previous quarter
Quarter ending June 2018	418	
Quarter ending September 2018	413	↓
Quarter ending December 2018	392	↓
Quarter ending March 2019	394	→
Quarter ending June 2019	279	↓
Variance since June 2018	(33.3%)	↓



ACTIVITY



Month	Adjusted Scheduled Activity (UDA)	
	2019	2020
April	35	4
May	58	6
June	94	7
July	246	
August	328	
September	350	
October	367	
November	471	
December	510	
January	606	
February	665	
March	785	
April	792	
May	792	
June	792	

QUALITY

	Quantity	Base Number	Contract	AT	Region	England
% of FP17s for the same patient ID Re-attending within 3 months - Children	0	8	0.0%	9.8%	11.2%	11.4%
% of FP17s for the same patient ID Re-attending within 3 months - Adults	0	0	N/A	13.5%	14.8%	15.4%
% of FP17s for the same patient ID Re-attending between 3 & 9 months - Children	8	8	100.0%	63.2%	60.9%	59.8%
% of FP17s for the same patient ID Re-attending between 3 & 9 months - Adults	0	0	N/A	57.2%	53.2%	52.1%
% of FP17s for Band 1 Urgent Courses	0	5	0.0%	7.0%	8.3%	9.2%
% of FP17s Relating to Free Repair or Replacements	0	5	0.0%	0.7%	0.7%	0.7%
% of FP17s Relating to Continuations	0	5	0.0%	1.0%	0.8%	0.8%
% of Patients satisfied with the dentistry they have received	0	0	N/A	92.3%	93.2%	93.4%
% of Patients satisfied with the time they had to wait for an appointment	0	0	N/A	86.3%	88.5%	87.6%

* This is based on patients treated on this contract for their most recent course of treatment.

Figures in italics indicate the base number of FP17s or Patient Questionnaire responses are less than 100. N/A is shown where the base number of responses is less than 10 during the period. % is calculated as Quantity/Base number*100

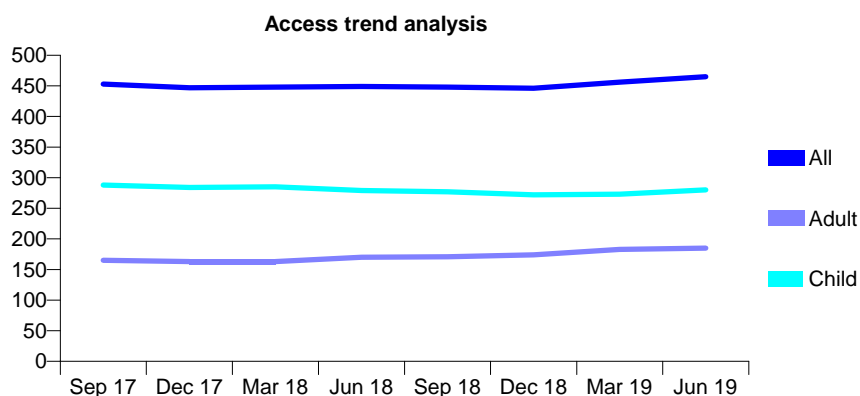
Q55 - Vital Signs At a Glance Contract Report for 571776/0001 - June 2019

Name or company name	Station Road Dental Care
Contract type name	GDS Contract
Purpose of contract	General
Contract start date	01/04/2006
Contract end date	

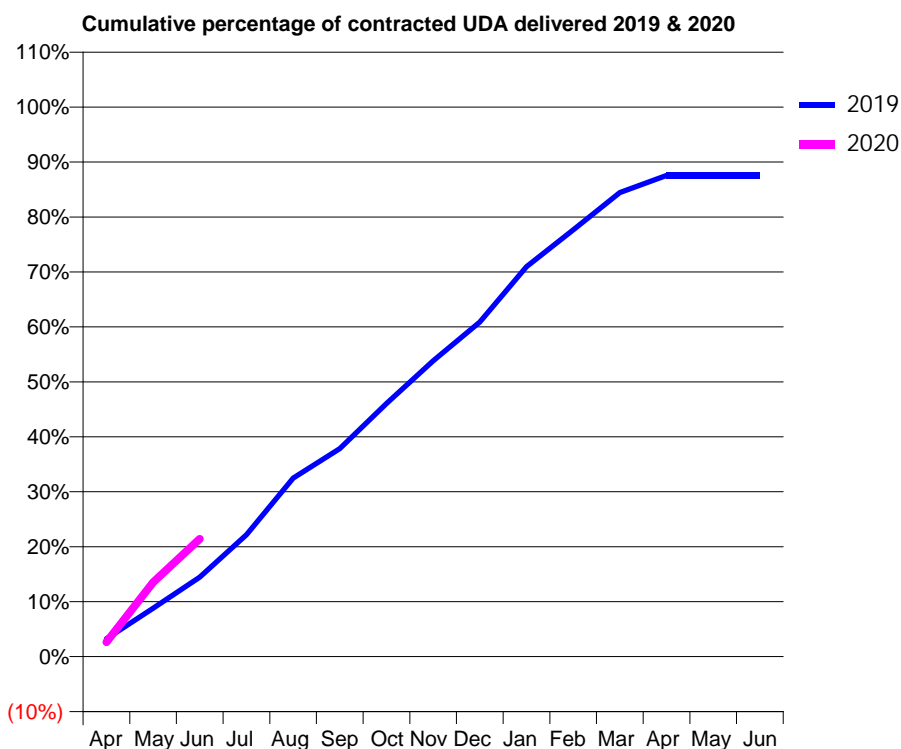
19/20 Contracted general activity (UDA)	1,024
Carry forward general activity (UDA)	0
19/20 Contracted orthodontic activity (UOA)	0
Carry forward orthodontic activity (UOA)	0
Baseline contract value	£23,169.39

ACCESS*

Patients seen in 24 months	Total	Change since previous quarter
Quarter ending June 2018	449	
Quarter ending September 2018	448	→
Quarter ending December 2018	446	→
Quarter ending March 2019	456	↑
Quarter ending June 2019	465	→
Variance since June 2018	3.6%	↑



ACTIVITY



Month	Adjusted Scheduled Activity (UDA)	
	2019	2020
April	33	27
May	90	139
June	148	219
July	227	
August	333	
September	388	
October	472	
November	551	
December	623	
January	727	
February	795	
March	865	
April	897	
May	897	
June	897	

QUALITY

	Quantity	Base Number	Contract	AT	Region	England
% of FP17s for the same patient ID Re-attending within 3 months - Children	6	128	4.7%	9.8%	11.2%	11.4%
% of FP17s for the same patient ID Re-attending within 3 months - Adults	1	53	1.9%	13.5%	14.8%	15.4%
% of FP17s for the same patient ID Re-attending between 3 & 9 months - Children	89	128	69.5%	63.2%	60.9%	59.8%
% of FP17s for the same patient ID Re-attending between 3 & 9 months - Adults	36	53	67.9%	57.2%	53.2%	52.1%
% of FP17s for Band 1 Urgent Courses	6	157	3.8%	7.0%	8.3%	9.2%
% of FP17s Relating to Free Repair or Replacements	0	157	0.0%	0.7%	0.7%	0.7%
% of FP17s Relating to Continuations	0	157	0.0%	1.0%	0.8%	0.8%
% of Patients satisfied with the dentistry they have received	0	0	N/A	92.3%	93.2%	93.4%
% of Patients satisfied with the time they had to wait for an appointment	0	0	N/A	86.3%	88.5%	87.6%

* This is based on patients treated on this contract for their most recent course of treatment. Figures in italics indicate the base number of FP17s or Patient Questionnaire responses are less than 100. N/A is shown where the base number of responses is less than 10 during the period. % is calculated as Quantity/Base number*100

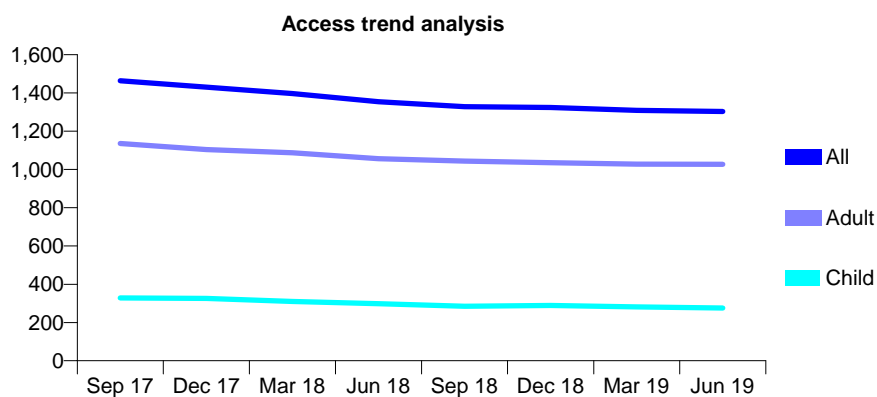
Q55 - Vital Signs At a Glance Contract Report for 572497/0001 - June 2019

Name or company name	MR CA TAVARES
Contract type name	GDS Contract
Purpose of contract	General
Contract start date	01/04/2006
Contract end date	

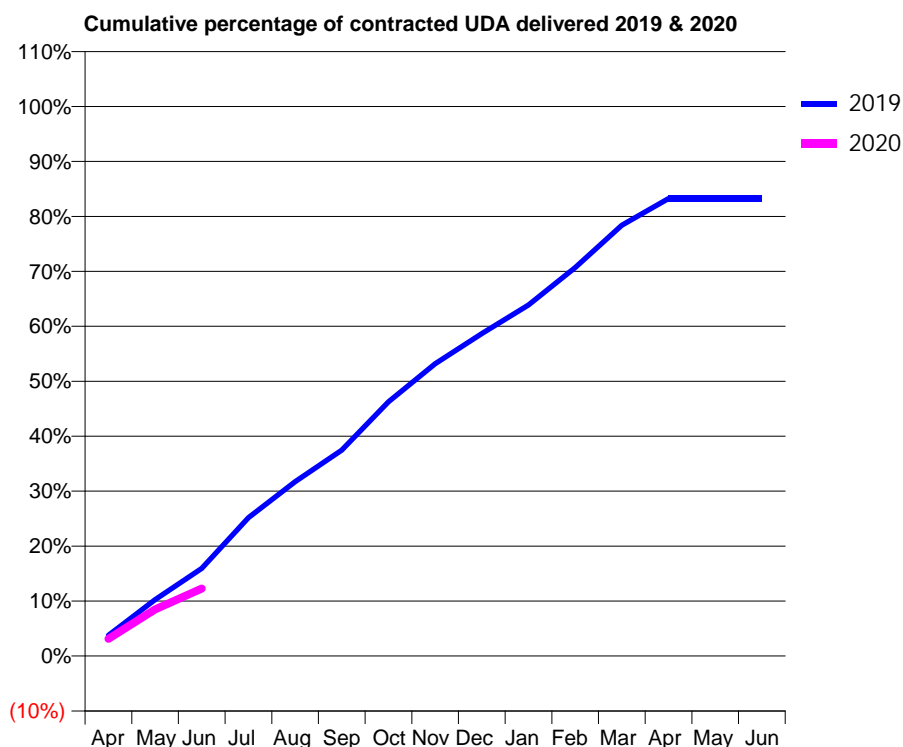
19/20 Contracted general activity (UDA)	4,705
Carry forward general activity (UDA)	0
19/20 Contracted orthodontic activity (UOA)	0
Carry forward orthodontic activity (UOA)	0
Baseline contract value	£106,532.14

ACCESS*

Patients seen in 24 months	Total	Change since previous quarter
Quarter ending June 2018	1,354	
Quarter ending September 2018	1,328	↓
Quarter ending December 2018	1,324	→
Quarter ending March 2019	1,309	↓
Quarter ending June 2019	1,303	→
Variance since June 2018	(3.8%)	↓



ACTIVITY



Month	Adjusted Scheduled Activity (UDA)	
	2019	2020
April	178	148
May	484	399
June	751	577
July	1,185	
August	1,492	
September	1,764	
October	2,176	
November	2,502	
December	2,761	
January	3,006	
February	3,327	
March	3,689	
April	3,917	
May	3,917	
June	3,917	

QUALITY

	Quantity	Base Number	Contract	AT	Region	England
% of FP17s for the same patient ID Re-attending within 3 months - Children	4	94	4.3%	9.8%	11.2%	11.4%
% of FP17s for the same patient ID Re-attending within 3 months - Adults	32	358	8.9%	13.5%	14.8%	15.4%
% of FP17s for the same patient ID Re-attending between 3 & 9 months - Children	65	94	69.1%	63.2%	60.9%	59.8%
% of FP17s for the same patient ID Re-attending between 3 & 9 months - Adults	254	358	70.9%	57.2%	53.2%	52.1%
% of FP17s for Band 1 Urgent Courses	25	370	6.8%	7.0%	8.3%	9.2%
% of FP17s Relating to Free Repair or Replacements	0	370	0.0%	0.7%	0.7%	0.7%
% of FP17s Relating to Continuations	1	370	0.3%	1.0%	0.8%	0.8%
% of Patients satisfied with the dentistry they have received	0	0	N/A	92.3%	93.2%	93.4%
% of Patients satisfied with the time they had to wait for an appointment	0	0	N/A	86.3%	88.5%	87.6%

* This is based on patients treated on this contract for their most recent course of treatment. Figures in italics indicate the base number of FP17s or Patient Questionnaire responses are less than 100. N/A is shown where the base number of responses is less than 10 during the period. % is calculated as Quantity/Base number*100

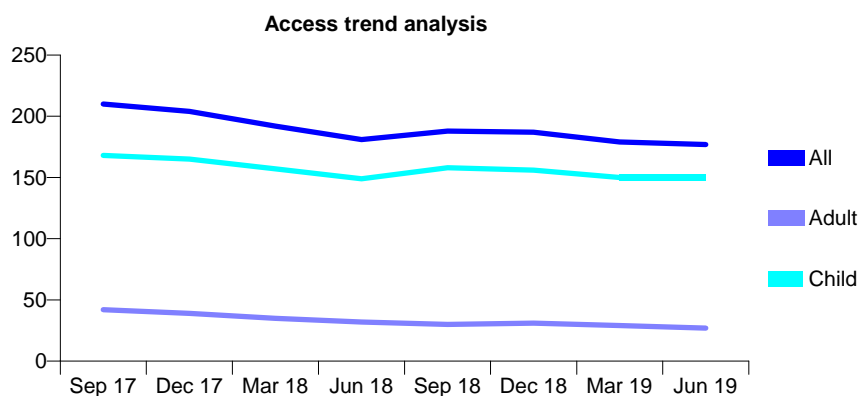
Q55 - Vital Signs At a Glance Contract Report for 572985/0001 - June 2019

Name or company name	MR C STEAD
Contract type name	GDS Contract
Purpose of contract	General
Contract start date	01/04/2006
Contract end date	

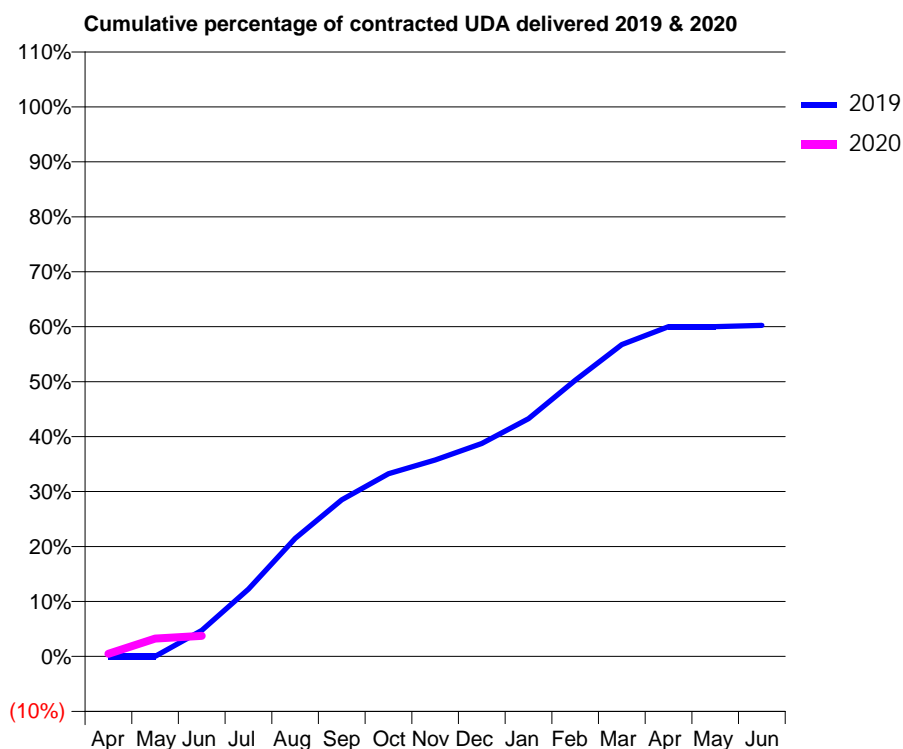
19/20 Contracted general activity (UDA)	400
Carry forward general activity (UDA)	0
19/20 Contracted orthodontic activity (UOA)	0
Carry forward orthodontic activity (UOA)	0
Baseline contract value	£10,055.16

ACCESS*

Patients seen in 24 months	Total	Change since previous quarter
Quarter ending June 2018	181	
Quarter ending September 2018	188	↑
Quarter ending December 2018	187	→
Quarter ending March 2019	179	↓
Quarter ending June 2019	177	↓
Variance since June 2018	(2.2%)	↓



ACTIVITY



Month	Adjusted Scheduled Activity (UDA)	
	2019	2020
April	0	2
May	0	13
June	19	15
July	49	
August	86	
September	114	
October	133	
November	143	
December	155	
January	173	
February	201	
March	227	
April	240	
May	240	
June	241	

QUALITY

	Quantity	Base Number	Contract	AT	Region	England
% of FP17s for the same patient ID Re-attending within 3 months - Children	1	25	4.0%	9.8%	11.2%	11.4%
% of FP17s for the same patient ID Re-attending within 3 months - Adults	0	0	N/A	13.5%	14.8%	15.4%
% of FP17s for the same patient ID Re-attending between 3 & 9 months - Children	21	25	84.0%	63.2%	60.9%	59.8%
% of FP17s for the same patient ID Re-attending between 3 & 9 months - Adults	0	0	N/A	57.2%	53.2%	52.1%
% of FP17s for Band 1 Urgent Courses	0	13	0.0%	7.0%	8.3%	9.2%
% of FP17s Relating to Free Repair or Replacements	0	13	0.0%	0.7%	0.7%	0.7%
% of FP17s Relating to Continuations	0	13	0.0%	1.0%	0.8%	0.8%
% of Patients satisfied with the dentistry they have received	0	0	N/A	92.3%	93.2%	93.4%
% of Patients satisfied with the time they had to wait for an appointment	0	0	N/A	86.3%	88.5%	87.6%

* This is based on patients treated on this contract for their most recent course of treatment. Figures in italics indicate the base number of FP17s or Patient Questionnaire responses are less than 100. N/A is shown where the base number of responses is less than 10 during the period. % is calculated as Quantity/Base number*100

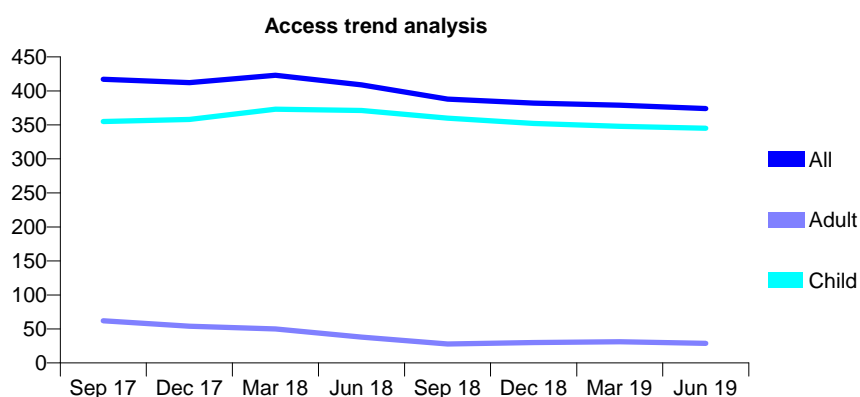
Q55 - Vital Signs At a Glance Contract Report for 574813/0001 - June 2019

Name or company name	MR BB SNAPE
Contract type name	GDS Contract
Purpose of contract	General
Contract start date	01/04/2006
Contract end date	

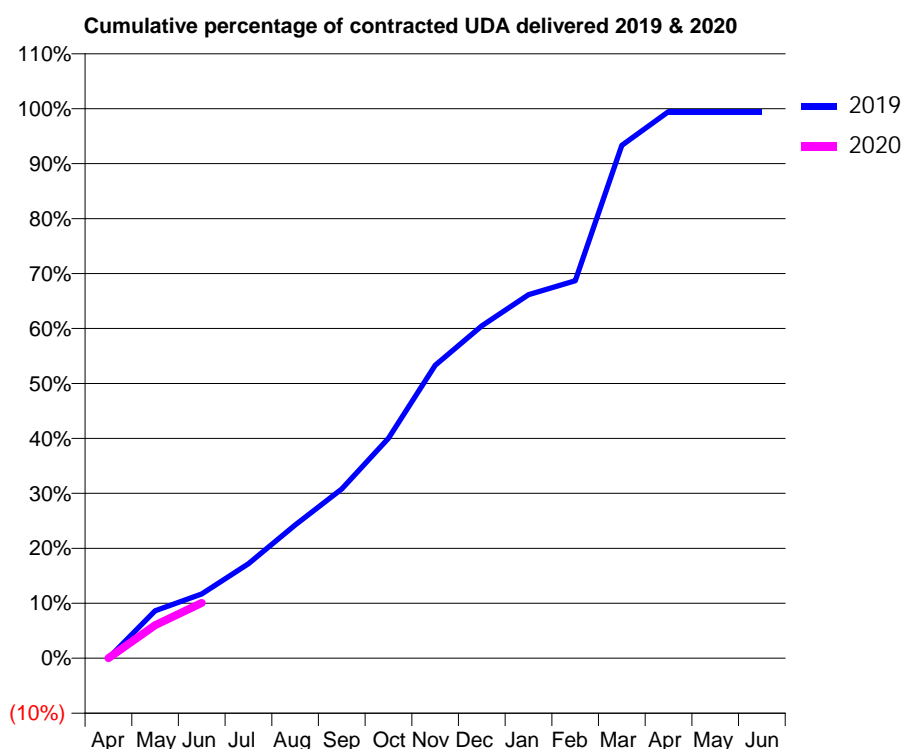
19/20 Contracted general activity (UDA)	780
Carry forward general activity (UDA)	0
19/20 Contracted orthodontic activity (UOA)	0
Carry forward orthodontic activity (UOA)	0
Baseline contract value	£16,142.03

ACCESS*

Patients seen in 24 months	Total	Change since previous quarter
Quarter ending June 2018	409	
Quarter ending September 2018	388	↓
Quarter ending December 2018	382	↓
Quarter ending March 2019	379	→
Quarter ending June 2019	374	↓
Variance since June 2018	(8.6%)	↓



ACTIVITY



Month	Adjusted Scheduled Activity (UDA)	
	2019	2020
April	0	0
May	67	47
June	91	78
July	134	
August	189	
September	240	
October	312	
November	416	
December	472	
January	516	
February	536	
March	728	
April	776	
May	776	
June	776	

QUALITY

	Quantity	Base Number	Contract	AT	Region	England
% of FP17s for the same patient ID Re-attending within 3 months - Children	6	83	7.2%	9.8%	11.2%	11.4%
% of FP17s for the same patient ID Re-attending within 3 months - Adults	0	0	N/A	13.5%	14.8%	15.4%
% of FP17s for the same patient ID Re-attending between 3 & 9 months - Children	54	83	65.1%	63.2%	60.9%	59.8%
% of FP17s for the same patient ID Re-attending between 3 & 9 months - Adults	0	0	N/A	57.2%	53.2%	52.1%
% of FP17s for Band 1 Urgent Courses	2	52	3.8%	7.0%	8.3%	9.2%
% of FP17s Relating to Free Repair or Replacements	0	52	0.0%	0.7%	0.7%	0.7%
% of FP17s Relating to Continuations	3	52	5.8%	1.0%	0.8%	0.8%
% of Patients satisfied with the dentistry they have received	0	0	N/A	92.3%	93.2%	93.4%
% of Patients satisfied with the time they had to wait for an appointment	0	0	N/A	86.3%	88.5%	87.6%

* This is based on patients treated on this contract for their most recent course of treatment.

Figures in italics indicate the base number of FP17s or Patient Questionnaire responses are less than 100. N/A is shown where the base number of responses is less than 10 during the period. % is calculated as Quantity/Base number*100

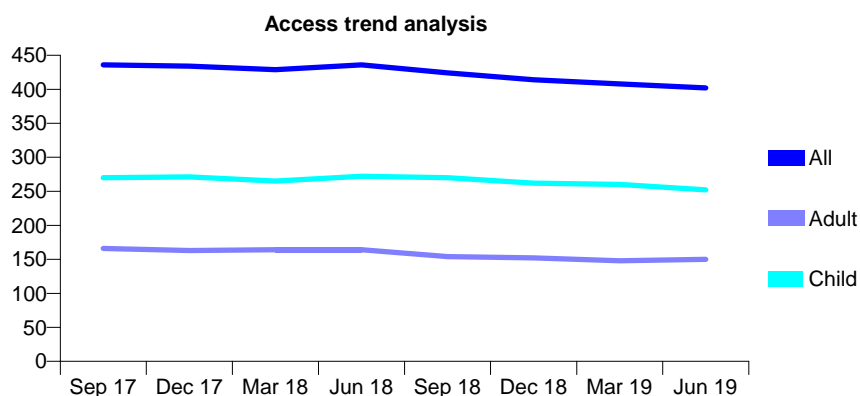
Q55 - Vital Signs At a Glance Contract Report for 575275/0001 - June 2019

Name or company name	Whitaker Dental Practice Partnership
Contract type name	GDS Contract
Purpose of contract	General
Contract start date	01/04/2006
Contract end date	

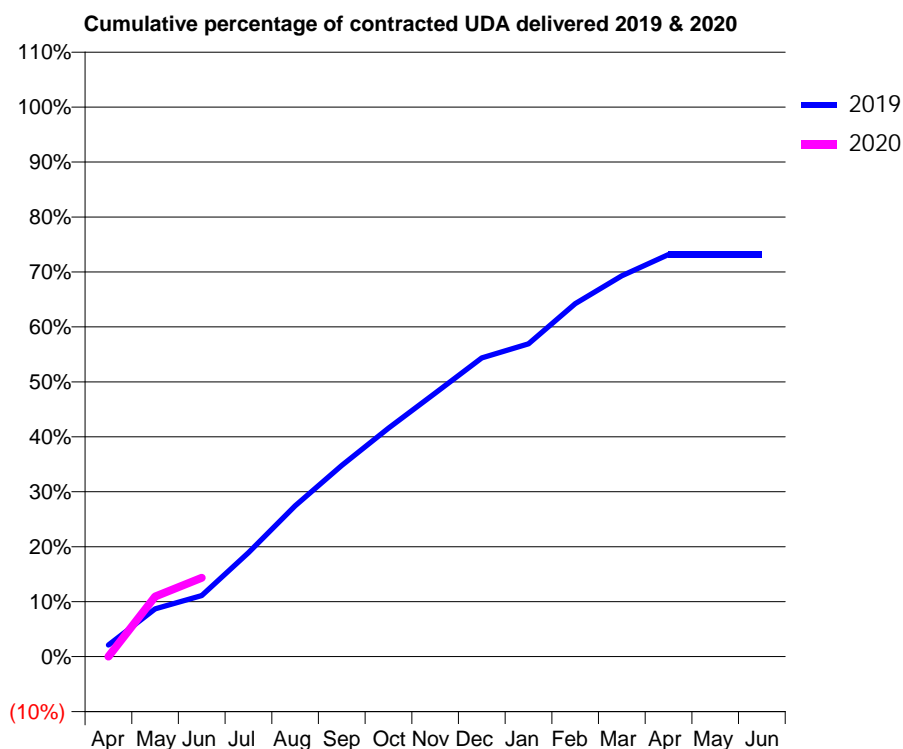
19/20 Contracted general activity (UDA)	988
Carry forward general activity (UDA)	0
19/20 Contracted orthodontic activity (UOA)	0
Carry forward orthodontic activity (UOA)	0
Baseline contract value	£20,517.87

ACCESS*

Patients seen in 24 months	Total	Change since previous quarter
Quarter ending June 2018	436	
Quarter ending September 2018	424	↓
Quarter ending December 2018	414	↓
Quarter ending March 2019	408	↓
Quarter ending June 2019	402	↓
Variance since June 2018	(7.8%)	↓



ACTIVITY



Month	Adjusted Scheduled Activity (UDA)	
	2019	2020
April	21	0
May	86	108
June	110	142
July	187	
August	271	
September	344	
October	411	
November	474	
December	537	
January	562	
February	635	
March	685	
April	723	
May	723	
June	723	

QUALITY

	Quantity	Base Number	Contract	AT	Region	England
% of FP17s for the same patient ID Re-attending within 3 months - Children	3	100	3.0%	9.8%	11.2%	11.4%
% of FP17s for the same patient ID Re-attending within 3 months - Adults	3	35	8.6%	13.5%	14.8%	15.4%
% of FP17s for the same patient ID Re-attending between 3 & 9 months - Children	64	100	64.0%	63.2%	60.9%	59.8%
% of FP17s for the same patient ID Re-attending between 3 & 9 months - Adults	23	35	65.7%	57.2%	53.2%	52.1%
% of FP17s for Band 1 Urgent Courses	9	106	8.5%	7.0%	8.3%	9.2%
% of FP17s Relating to Free Repair or Replacements	0	106	0.0%	0.7%	0.7%	0.7%
% of FP17s Relating to Continuations	0	106	0.0%	1.0%	0.8%	0.8%
% of Patients satisfied with the dentistry they have received	0	0	N/A	92.3%	93.2%	93.4%
% of Patients satisfied with the time they had to wait for an appointment	0	0	N/A	86.3%	88.5%	87.6%

* This is based on patients treated on this contract for their most recent course of treatment. Figures in italics indicate the base number of FP17s or Patient Questionnaire responses are less than 100. N/A is shown where the base number of responses is less than 10 during the period. % is calculated as Quantity/Base number*100

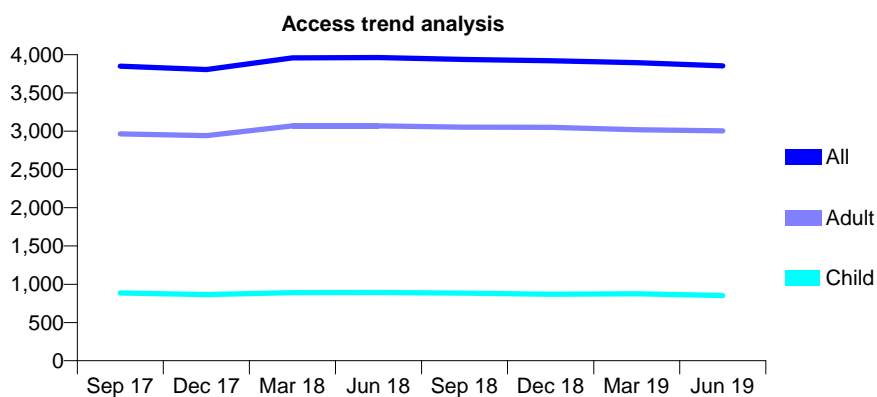
Q55 - Vital Signs At a Glance Contract Report for 576050/0002 - June 2019

Name or company name	MR AJ STOGGALL
Contract type name	GDS Contract
Purpose of contract	General
Contract start date	01/04/2006
Contract end date	

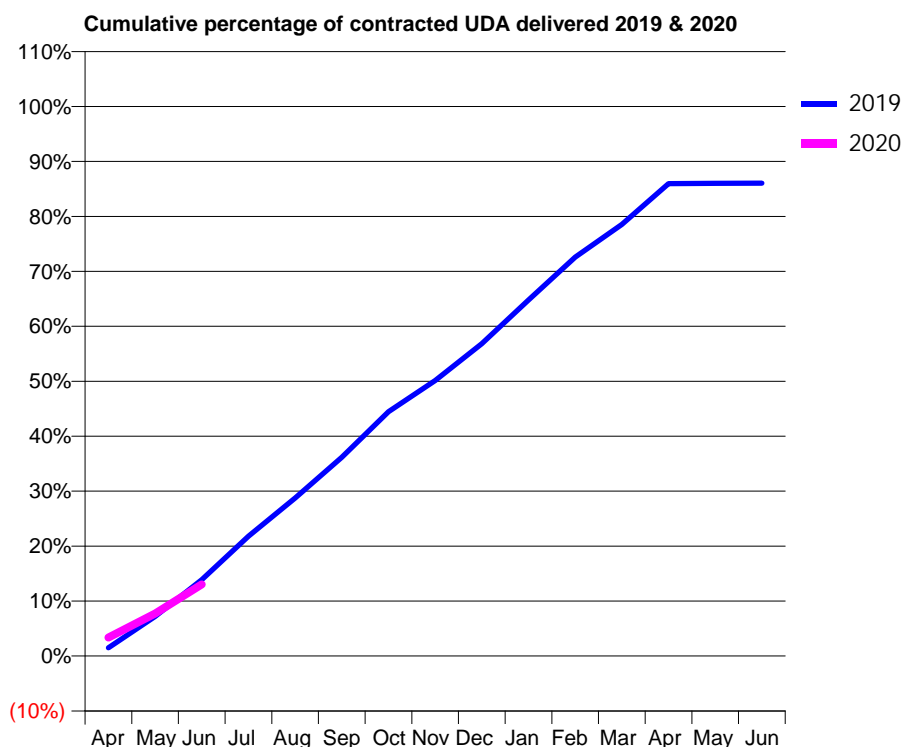
19/20 Contracted general activity (UDA)	13,035
Carry forward general activity (UDA)	0
19/20 Contracted orthodontic activity (UOA)	0
Carry forward orthodontic activity (UOA)	0
Baseline contract value	£355,872.90

ACCESS*

Patients seen in 24 months	Total	Change since previous quarter
Quarter ending June 2018	3,963	
Quarter ending September 2018	3,937	→
Quarter ending December 2018	3,920	→
Quarter ending March 2019	3,895	→
Quarter ending June 2019	3,855	↓
Variance since June 2018	(2.7%)	↓



ACTIVITY



Month	Adjusted Scheduled Activity (UDA)	
	2019	2020
April	199	440
May	941	1,006
June	1,811	1,700
July	2,842	
August	3,751	
September	4,711	
October	5,796	
November	6,536	
December	7,409	
January	8,443	
February	9,463	
March	10,237	
April	11,203	
May	11,211	
June	11,216	

QUALITY

	Quantity	Base Number	Contract	AT	Region	England
% of FP17s for the same patient ID Re-attending within 3 months - Children	19	316	6.0%	9.8%	11.2%	11.4%
% of FP17s for the same patient ID Re-attending within 3 months - Adults	142	1,124	12.6%	13.5%	14.8%	15.4%
% of FP17s for the same patient ID Re-attending between 3 & 9 months - Children	218	316	69.0%	63.2%	60.9%	59.8%
% of FP17s for the same patient ID Re-attending between 3 & 9 months - Adults	704	1,124	62.6%	57.2%	53.2%	52.1%
% of FP17s for Band 1 Urgent Courses	86	972	8.8%	7.0%	8.3%	9.2%
% of FP17s Relating to Free Repair or Replacements	9	972	0.9%	0.7%	0.7%	0.7%
% of FP17s Relating to Continuations	12	972	1.2%	1.0%	0.8%	0.8%
% of Patients satisfied with the dentistry they have received	2	2	N/A	92.3%	93.2%	93.4%
% of Patients satisfied with the time they had to wait for an appointment	2	2	N/A	86.3%	88.5%	87.6%

* This is based on patients treated on this contract for their most recent course of treatment. Figures in italics indicate the base number of FP17s or Patient Questionnaire responses are less than 100. N/A is shown where the base number of responses is less than 10 during the period. % is calculated as Quantity/Base number*100

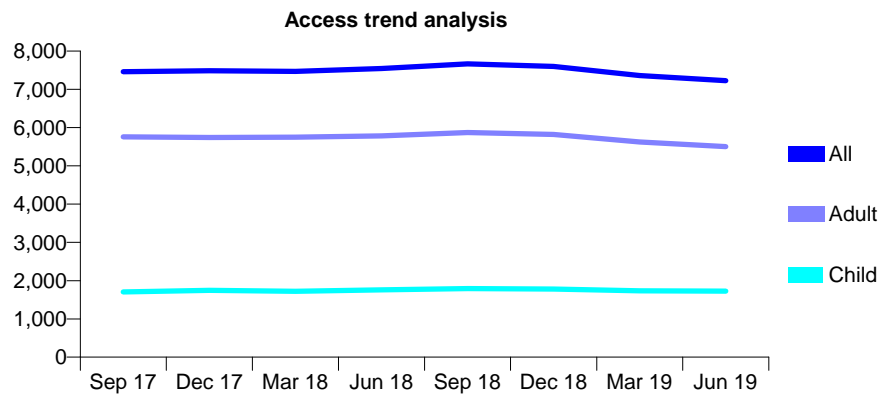
Q55 - Vital Signs At a Glance Contract Report for 577421/0001 - June 2019

Name or company name	MISS AC PETERSON
Contract type name	GDS Contract
Purpose of contract	General
Contract start date	01/04/2006
Contract end date	

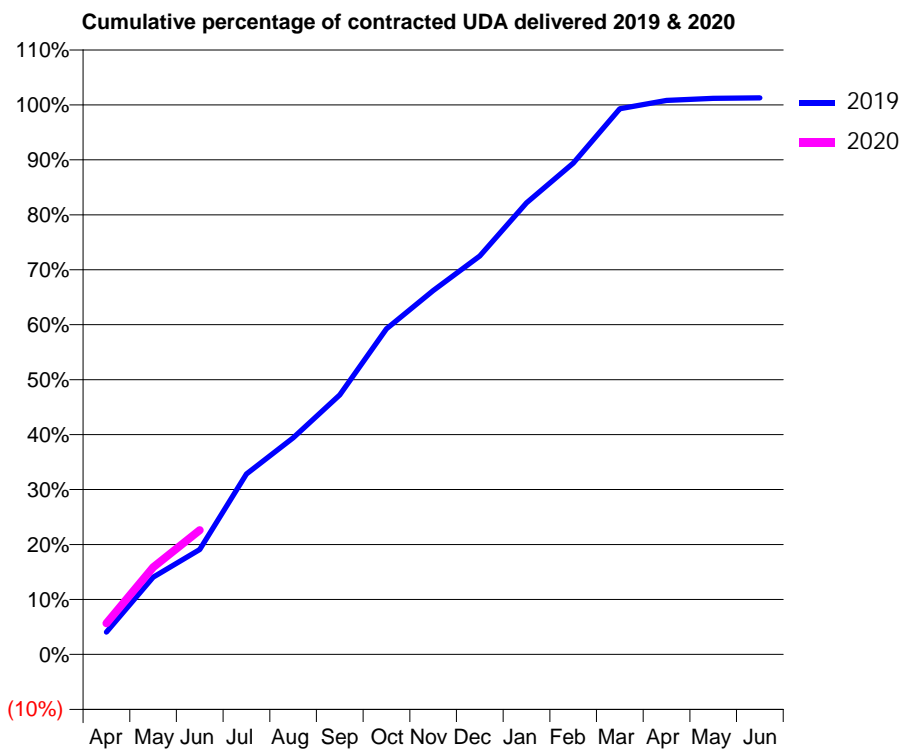
19/20 Contracted general activity (UDA)	15,515
Carry forward general activity (UDA)	0
19/20 Contracted orthodontic activity (UOA)	0
Carry forward orthodontic activity (UOA)	0
Baseline contract value	£447,889.52

ACCESS*

Patients seen in 24 months	Total	Change since previous quarter
Quarter ending June 2018	7,544	
Quarter ending September 2018	7,667	→
Quarter ending December 2018	7,597	→
Quarter ending March 2019	7,360	↓
Quarter ending June 2019	7,225	↓
Variance since June 2018	(4.2%)	↓



ACTIVITY



Month	2019	2020
April	733	880
May	2,532	2,459
June	3,439	3,508
July	5,915	
August	7,102	
September	8,507	
October	10,671	
November	11,927	
December	13,059	
January	14,804	
February	16,102	
March	17,886	
April	18,161	
May	18,227	
June	18,245	

QUALITY

	Quantity	Base Number	Contract	AT	Region	England
% of FP17s for the same patient ID Re-attending within 3 months - Children	39	636	6.1%	9.8%	11.2%	11.4%
% of FP17s for the same patient ID Re-attending within 3 months - Adults	171	1,654	10.3%	13.5%	14.8%	15.4%
% of FP17s for the same patient ID Re-attending between 3 & 9 months - Children	411	636	64.6%	63.2%	60.9%	59.8%
% of FP17s for the same patient ID Re-attending between 3 & 9 months - Adults	1,031	1,654	62.3%	57.2%	53.2%	52.1%
% of FP17s for Band 1 Urgent Courses	81	1,965	4.1%	7.0%	8.3%	9.2%
% of FP17s Relating to Free Repair or Replacements	29	1,965	1.5%	0.7%	0.7%	0.7%
% of FP17s Relating to Continuations	42	1,965	2.1%	1.0%	0.8%	0.8%
% of Patients satisfied with the dentistry they have received	8	8	N/A	92.3%	93.2%	93.4%
% of Patients satisfied with the time they had to wait for an appointment	8	8	N/A	86.3%	88.5%	87.6%

* This is based on patients treated on this contract for their most recent course of treatment. Figures in italics indicate the base number of FP17s or Patient Questionnaire responses are less than 100. N/A is shown where the base number of responses is less than 10 during the period. % is calculated as Quantity/Base number*100

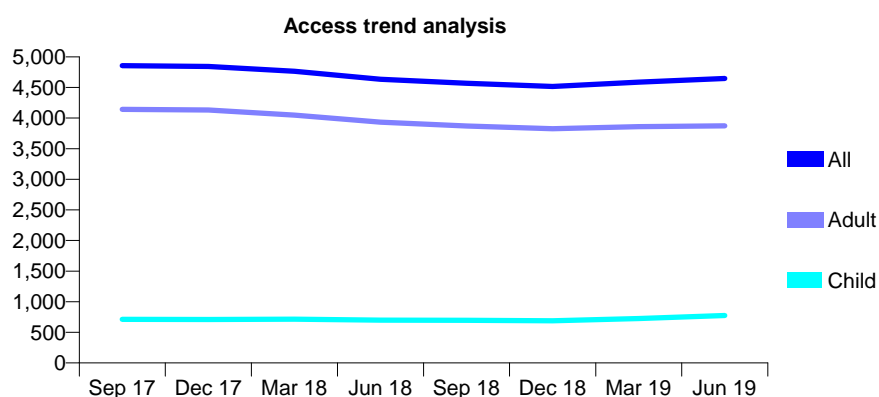
Q55 - Vital Signs At a Glance Contract Report for 612715/0001 - June 2019

Name or company name	Ward and Allison Dental Practice
Contract type name	GDS Contract
Purpose of contract	General
Contract start date	01/02/2010
Contract end date	

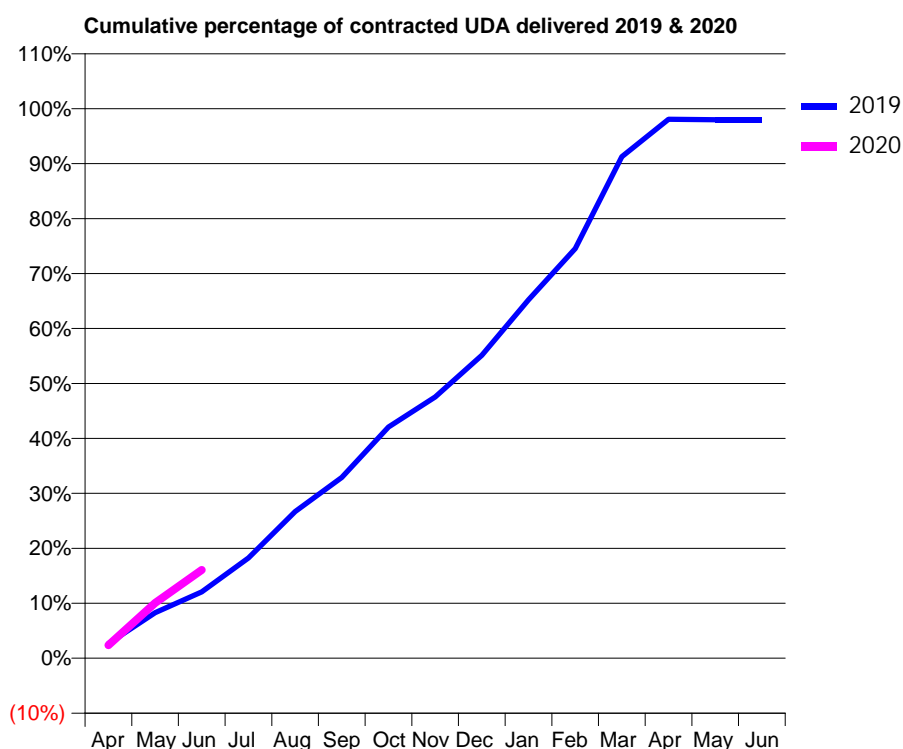
19/20 Contracted general activity (UDA)	13,207
Carry forward general activity (UDA)	0
19/20 Contracted orthodontic activity (UOA)	0
Carry forward orthodontic activity (UOA)	0
Baseline contract value	£277,850.98

ACCESS*

Patients seen in 24 months	Total	Change since previous quarter
Quarter ending June 2018	4,635	
Quarter ending September 2018	4,568	↓
Quarter ending December 2018	4,516	↓
Quarter ending March 2019	4,587	→
Quarter ending June 2019	4,647	→
Variance since June 2018	0.3%	→



ACTIVITY



Month	2019	2020
April	353	311
May	1,095	1,328
June	1,595	2,124
July	2,410	
August	3,524	
September	4,343	
October	5,557	
November	6,280	
December	7,279	
January	8,614	
February	9,843	
March	12,051	
April	12,952	
May	12,939	
June	12,939	

QUALITY

	Quantity	Base Number	Contract	AT	Region	England
% of FP17s for the same patient ID Re-attending within 3 months - Children	43	264	16.3%	9.8%	11.2%	11.4%
% of FP17s for the same patient ID Re-attending within 3 months - Adults	263	1,254	21.0%	13.5%	14.8%	15.4%
% of FP17s for the same patient ID Re-attending between 3 & 9 months - Children	114	264	43.2%	63.2%	60.9%	59.8%
% of FP17s for the same patient ID Re-attending between 3 & 9 months - Adults	557	1,254	44.4%	57.2%	53.2%	52.1%
% of FP17s for Band 1 Urgent Courses	78	1,119	7.0%	7.0%	8.3%	9.2%
% of FP17s Relating to Free Repair or Replacements	7	1,119	0.6%	0.7%	0.7%	0.7%
% of FP17s Relating to Continuations	9	1,119	0.8%	1.0%	0.8%	0.8%
% of Patients satisfied with the dentistry they have received	4	4	N/A	92.3%	93.2%	93.4%
% of Patients satisfied with the time they had to wait for an appointment	3	4	N/A	86.3%	88.5%	87.6%

* This is based on patients treated on this contract for their most recent course of treatment.

Figures in italics indicate the base number of FP17s or Patient Questionnaire responses are less than 100. N/A is shown where the base number of responses is less than 10 during the period. % is calculated as Quantity/Base number*100

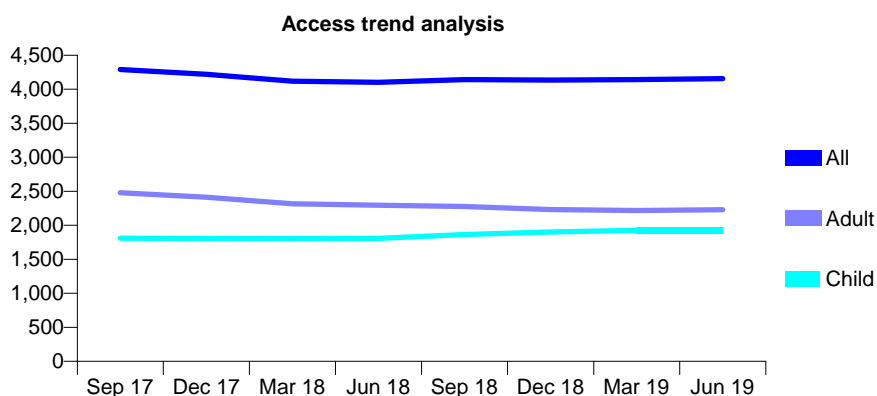
Q55 - Vital Signs At a Glance Contract Report for 651281/0001 - June 2019

Name or company name	MR GC SAVVA
Contract type name	GDS Contract
Purpose of contract	General
Contract start date	01/04/2006
Contract end date	

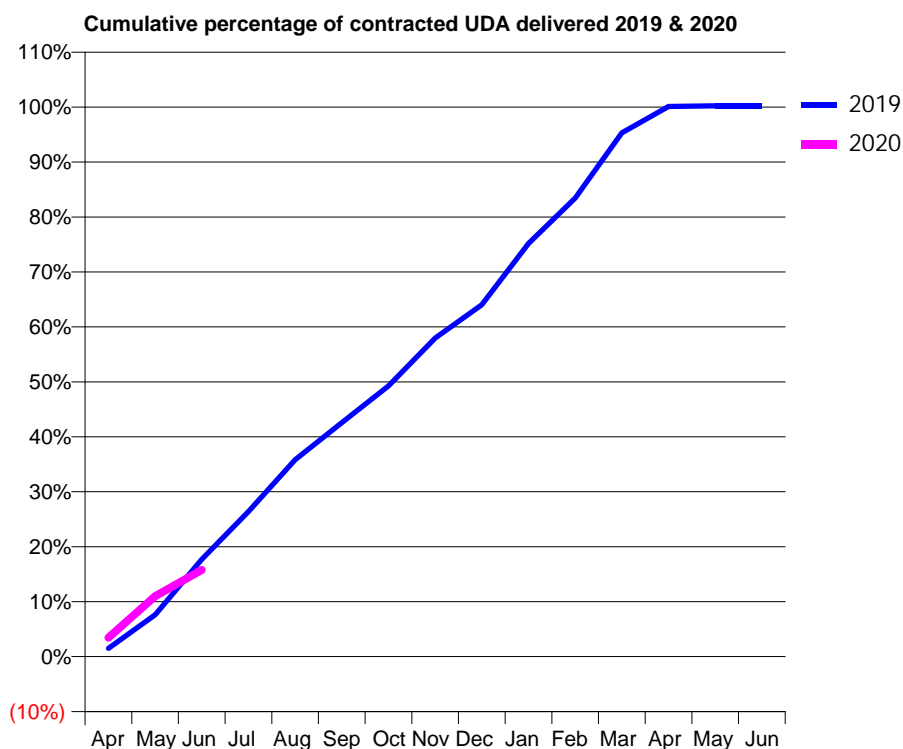
19/20 Contracted general activity (UDA)	10,000
Carry forward general activity (UDA)	0
19/20 Contracted orthodontic activity (UOA)	0
Carry forward orthodontic activity (UOA)	0
Baseline contract value	£255,377.00

ACCESS*

Patients seen in 24 months	Total	Change since previous quarter
Quarter ending June 2018	4,103	
Quarter ending September 2018	4,143	→
Quarter ending December 2018	4,135	→
Quarter ending March 2019	4,143	→
Quarter ending June 2019	4,155	→
Variance since June 2018	1.3%	→



ACTIVITY



Month	Adjusted Scheduled Activity (UDA)	
	2019	2020
April	138	346
May	704	1,101
June	1,636	1,577
July	2,441	
August	3,314	
September	3,939	
October	4,557	
November	5,362	
December	5,922	
January	6,955	
February	7,719	
March	8,816	
April	9,260	
May	9,272	
June	9,272	

QUALITY

	Quantity	Base Number	Contract	AT	Region	England
% of FP17s for the same patient ID Re-attending within 3 months - Children	47	724	6.5%	9.8%	11.2%	11.4%
% of FP17s for the same patient ID Re-attending within 3 months - Adults	114	739	15.4%	13.5%	14.8%	15.4%
% of FP17s for the same patient ID Re-attending between 3 & 9 months - Children	486	724	67.1%	63.2%	60.9%	59.8%
% of FP17s for the same patient ID Re-attending between 3 & 9 months - Adults	484	739	65.5%	57.2%	53.2%	52.1%
% of FP17s for Band 1 Urgent Courses	68	1,067	6.4%	7.0%	8.3%	9.2%
% of FP17s Relating to Free Repair or Replacements	2	1,067	0.2%	0.7%	0.7%	0.7%
% of FP17s Relating to Continuations	4	1,067	0.4%	1.0%	0.8%	0.8%
% of Patients satisfied with the dentistry they have received	3	3	N/A	92.3%	93.2%	93.4%
% of Patients satisfied with the time they had to wait for an appointment	2	3	N/A	86.3%	88.5%	87.6%

* This is based on patients treated on this contract for their most recent course of treatment. Figures in italics indicate the base number of FP17s or Patient Questionnaire responses are less than 100. N/A is shown where the base number of responses is less than 10 during the period. % is calculated as Quantity/Base number*100

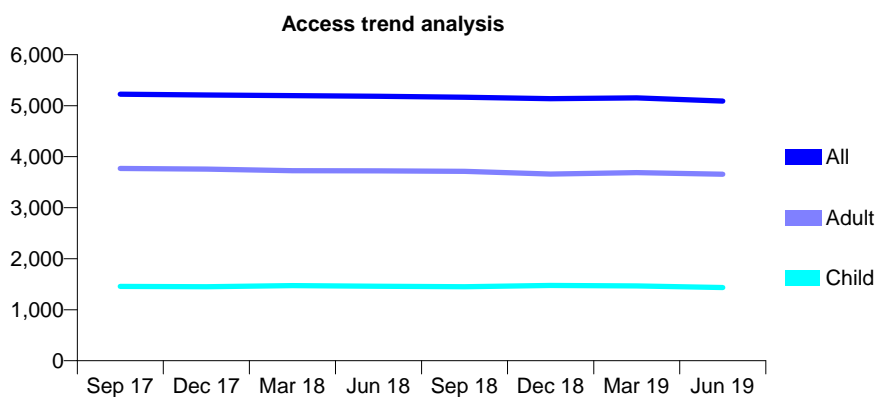
Q55 - Vital Signs At a Glance Contract Report for 653861/0001 - June 2019

Name or company name	MR AF CHALMERS
Contract type name	GDS Contract
Purpose of contract	General and Orthodontic
Contract start date	01/04/2006
Contract end date	

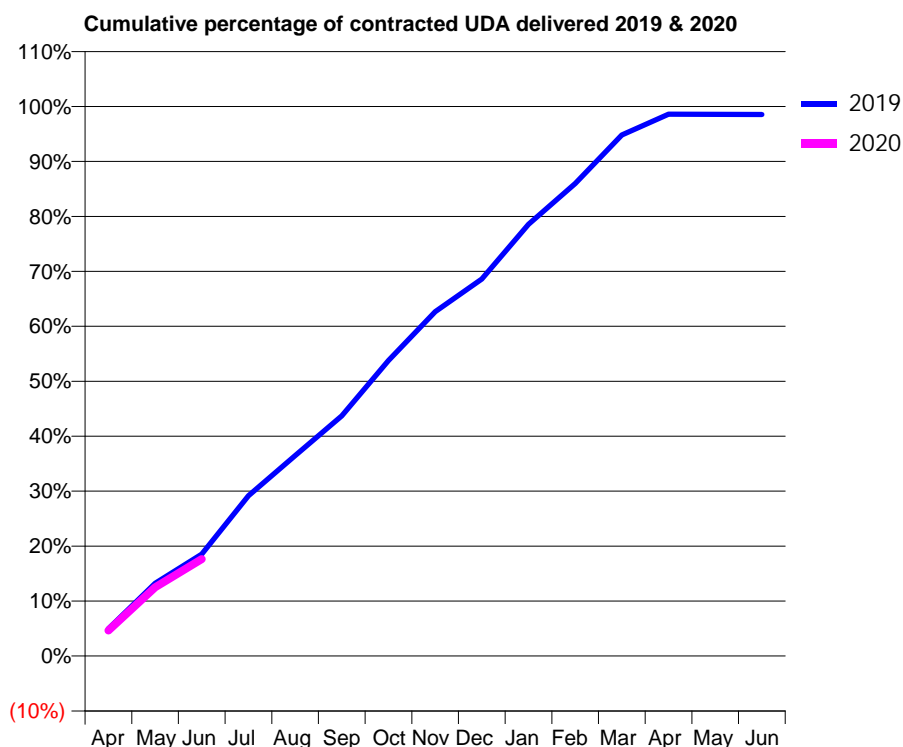
19/20 Contracted general activity (UDA)	14,500
Carry forward general activity (UDA)	0
19/20 Contracted orthodontic activity (UOA)	590
Carry forward orthodontic activity (UOA)	0
Baseline contract value	£441,028.67

ACCESS*

Patients seen in 24 months	Total	Change since previous quarter
Quarter ending June 2018	5,182	
Quarter ending September 2018	5,165	→
Quarter ending December 2018	5,135	→
Quarter ending March 2019	5,154	→
Quarter ending June 2019	5,090	↓
Variance since June 2018	(1.8%)	↓



ACTIVITY



Month	Adjusted Scheduled Activity (UDA)	
	2019	2020
April	720	675
May	1,919	1,815
June	2,692	2,558
July	4,227	
August	5,290	
September	6,334	
October	7,796	
November	9,089	
December	9,947	
January	11,391	
February	12,469	
March	13,746	
April	14,295	
May	14,290	
June	14,289	

QUALITY

	Quantity	Base Number	Contract	AT	Region	England
% of FP17s for the same patient ID Re-attending within 3 months - Children	56	558	10.0%	9.8%	11.2%	11.4%
% of FP17s for the same patient ID Re-attending within 3 months - Adults	204	1,362	15.0%	13.5%	14.8%	15.4%
% of FP17s for the same patient ID Re-attending between 3 & 9 months - Children	413	558	74.0%	63.2%	60.9%	59.8%
% of FP17s for the same patient ID Re-attending between 3 & 9 months - Adults	945	1,362	69.4%	57.2%	53.2%	52.1%
% of FP17s for Band 1 Urgent Courses	123	1,622	7.6%	7.0%	8.3%	9.2%
% of FP17s Relating to Free Repair or Replacements	7	1,622	0.4%	0.7%	0.7%	0.7%
% of FP17s Relating to Continuations	2	1,622	0.1%	1.0%	0.8%	0.8%
% of Patients satisfied with the dentistry they have received	1	1	N/A	92.3%	93.2%	93.4%
% of Patients satisfied with the time they had to wait for an appointment	1	1	N/A	86.3%	88.5%	87.6%

* This is based on patients treated on this contract for their most recent course of treatment. Figures in italics indicate the base number of FP17s or Patient Questionnaire responses are less than 100. N/A is shown where the base number of responses is less than 10 during the period. % is calculated as Quantity/Base number*100

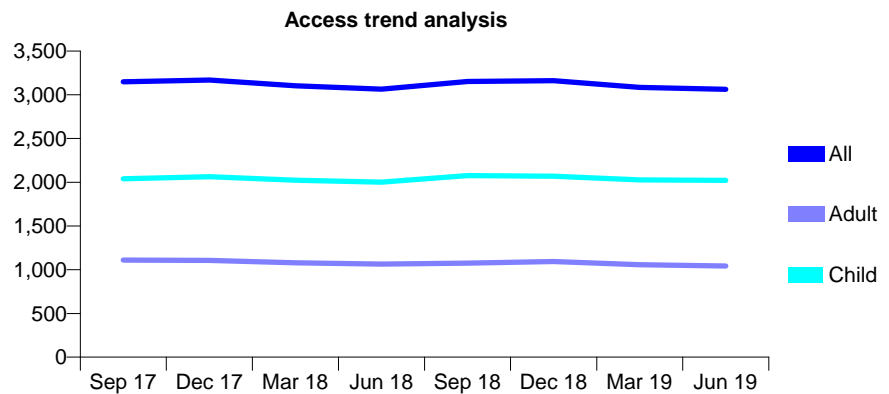
Q55 - Vital Signs At a Glance Contract Report for 673838/0001 - June 2019

Name or company name	MR JF HUME-SPRY
Contract type name	GDS Contract
Purpose of contract	General
Contract start date	01/04/2006
Contract end date	

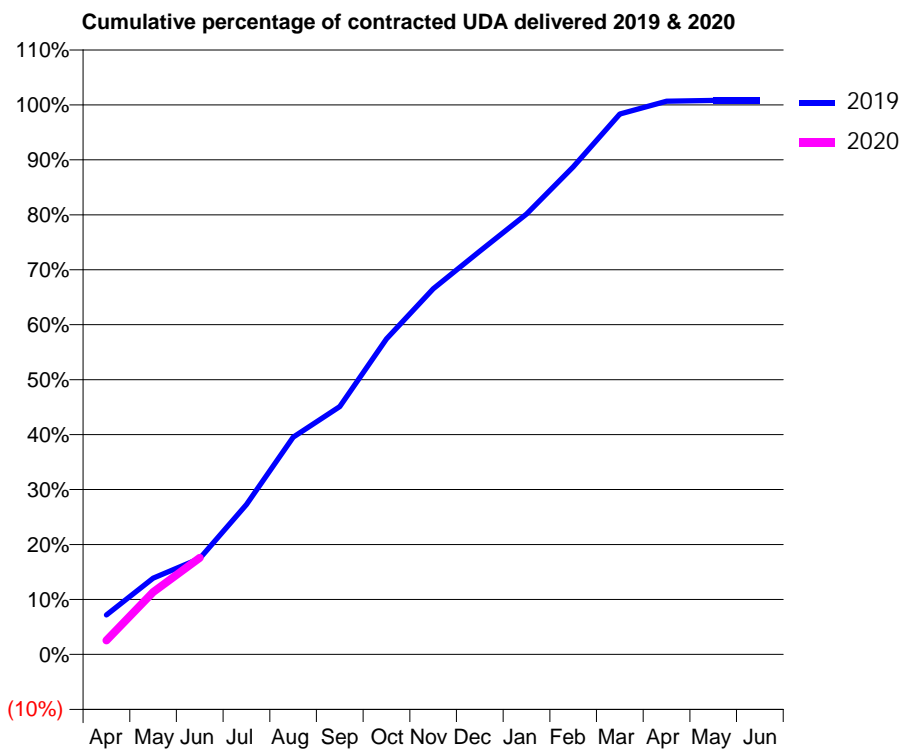
19/20 Contracted general activity (UDA)	7,875
Carry forward general activity (UDA)	0
19/20 Contracted orthodontic activity (UOA)	0
Carry forward orthodontic activity (UOA)	0
Baseline contract value	£185,769.63

ACCESS*

Patients seen in 24 months	Total	Change since previous quarter
Quarter ending June 2018	3,065	
Quarter ending September 2018	3,152	↑
Quarter ending December 2018	3,162	→
Quarter ending March 2019	3,084	↓
Quarter ending June 2019	3,063	→
Variance since June 2018	(0.1%)	→



ACTIVITY



Month	Adjusted Scheduled Activity (UDA)	
	2019	2020
April	565	201
May	1,094	894
June	1,375	1,384
July	2,148	
August	3,114	
September	3,552	
October	4,523	
November	5,238	
December	5,778	
January	6,311	
February	6,987	
March	7,743	
April	7,928	
May	7,939	
June	7,939	

QUALITY

	Quantity	Base Number	Contract	AT	Region	England
% of FP17s for the same patient ID Re-attending within 3 months - Children	52	720	7.2%	9.8%	11.2%	11.4%
% of FP17s for the same patient ID Re-attending within 3 months - Adults	40	306	13.1%	13.5%	14.8%	15.4%
% of FP17s for the same patient ID Re-attending between 3 & 9 months - Children	494	720	68.6%	63.2%	60.9%	59.8%
% of FP17s for the same patient ID Re-attending between 3 & 9 months - Adults	215	306	70.3%	57.2%	53.2%	52.1%
% of FP17s for Band 1 Urgent Courses	10	881	1.1%	7.0%	8.3%	9.2%
% of FP17s Relating to Free Repair or Replacements	0	881	0.0%	0.7%	0.7%	0.7%
% of FP17s Relating to Continuations	18	881	2.0%	1.0%	0.8%	0.8%
% of Patients satisfied with the dentistry they have received	0	0	N/A	92.3%	93.2%	93.4%
% of Patients satisfied with the time they had to wait for an appointment	0	0	N/A	86.3%	88.5%	87.6%

* This is based on patients treated on this contract for their most recent course of treatment. Figures in italics indicate the base number of FP17s or Patient Questionnaire responses are less than 100. N/A is shown where the base number of responses is less than 10 during the period. % is calculated as Quantity/Base number*100

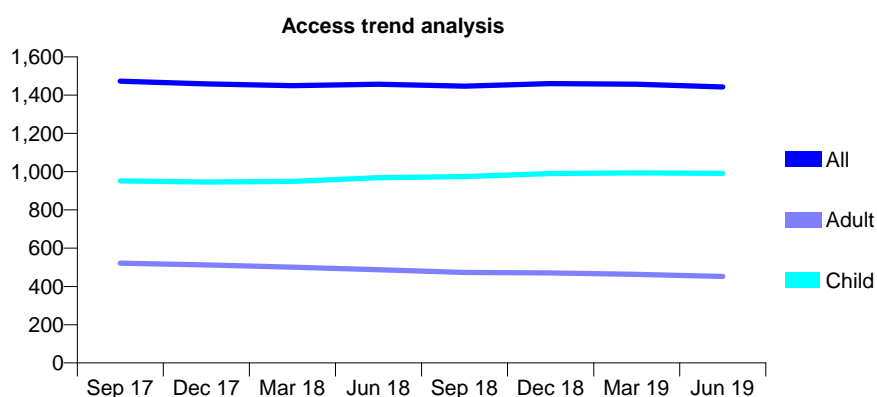
Q55 - Vital Signs At a Glance Contract Report for 673862/0002 - June 2019

Name or company name	MR SC PEARCE
Contract type name	GDS Contract
Purpose of contract	General
Contract start date	01/04/2006
Contract end date	

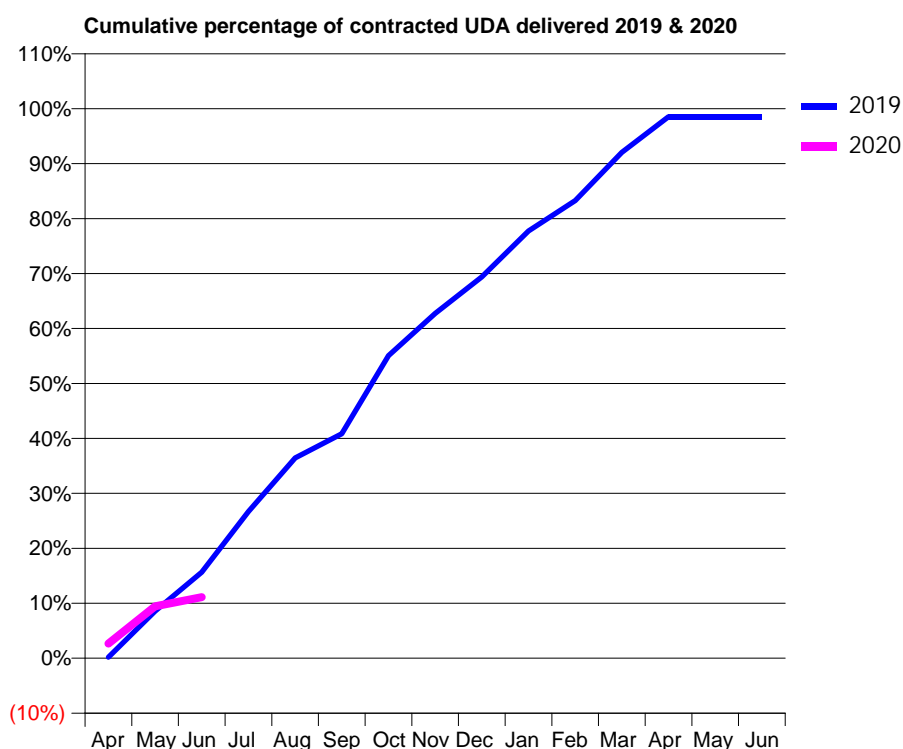
19/20 Contracted general activity (UDA)	4,500
Carry forward general activity (UDA)	0
19/20 Contracted orthodontic activity (UOA)	0
Carry forward orthodontic activity (UOA)	0
Baseline contract value	£106,112.50

ACCESS*

Patients seen in 24 months	Total	Change since previous quarter
Quarter ending June 2018	1,457	
Quarter ending September 2018	1,447	→
Quarter ending December 2018	1,460	→
Quarter ending March 2019	1,457	→
Quarter ending June 2019	1,443	→
Variance since June 2018	(1.0%)	→



ACTIVITY



Month	2019	2020
April	7	121
May	352	425
June	642	500
July	1,095	
August	1,494	
September	1,675	
October	2,257	
November	2,573	
December	2,845	
January	3,188	
February	3,414	
March	3,773	
April	4,040	
May	4,040	
June	4,040	

QUALITY

	Quantity	Base Number	Contract	AT	Region	England
% of FP17s for the same patient ID Re-attending within 3 months - Children	25	362	6.9%	9.8%	11.2%	11.4%
% of FP17s for the same patient ID Re-attending within 3 months - Adults	12	87	13.8%	13.5%	14.8%	15.4%
% of FP17s for the same patient ID Re-attending between 3 & 9 months - Children	281	362	77.6%	63.2%	60.9%	59.8%
% of FP17s for the same patient ID Re-attending between 3 & 9 months - Adults	58	87	66.7%	57.2%	53.2%	52.1%
% of FP17s for Band 1 Urgent Courses	19	314	6.1%	7.0%	8.3%	9.2%
% of FP17s Relating to Free Repair or Replacements	0	314	0.0%	0.7%	0.7%	0.7%
% of FP17s Relating to Continuations	0	314	0.0%	1.0%	0.8%	0.8%
% of Patients satisfied with the dentistry they have received	1	1	N/A	92.3%	93.2%	93.4%
% of Patients satisfied with the time they had to wait for an appointment	1	1	N/A	86.3%	88.5%	87.6%

* This is based on patients treated on this contract for their most recent course of treatment.

Figures in italics indicate the base number of FP17s or Patient Questionnaire responses are less than 100. N/A is shown where the base number of responses is less than 10 during the period. % is calculated as Quantity/Base number*100

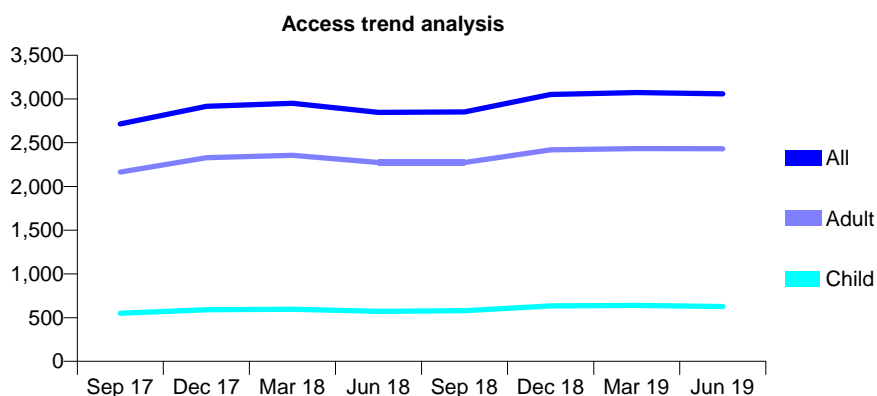
Q55 - Vital Signs At a Glance Contract Report for 674427/0001 - June 2019

Name or company name	MR N SHAW
Contract type name	GDS Contract
Purpose of contract	General
Contract start date	01/10/2007
Contract end date	

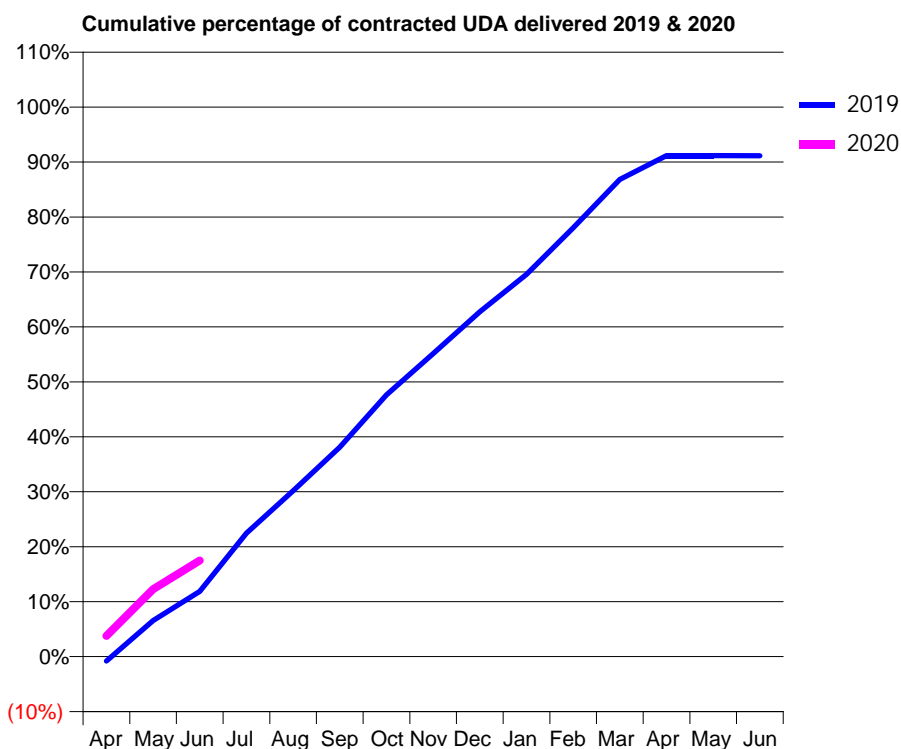
19/20 Contracted general activity (UDA)	9,028
Carry forward general activity (UDA)	0
19/20 Contracted orthodontic activity (UOA)	0
Carry forward orthodontic activity (UOA)	0
Baseline contract value	£258,835.45

ACCESS*

Patients seen in 24 months	Total	Change since previous quarter
Quarter ending June 2018	2,846	
Quarter ending September 2018	2,852	→
Quarter ending December 2018	3,051	↑
Quarter ending March 2019	3,073	→
Quarter ending June 2019	3,059	→
Variance since June 2018	7.5%	↑



ACTIVITY



Month	Adjusted Scheduled Activity (UDA)	
	2019	2020
April	-74	341
May	593	1,109
June	1,072	1,578
July	2,030	
August	2,724	
September	3,441	
October	4,298	
November	4,978	
December	5,664	
January	6,281	
February	7,044	
March	7,840	
April	8,230	
May	8,230	
June	8,227	

QUALITY

	Quantity	Base Number	Contract	AT	Region	England
% of FP17s for the same patient ID Re-attending within 3 months - Children	8	233	3.4%	9.8%	11.2%	11.4%
% of FP17s for the same patient ID Re-attending within 3 months - Adults	65	846	7.7%	13.5%	14.8%	15.4%
% of FP17s for the same patient ID Re-attending between 3 & 9 months - Children	162	233	69.5%	63.2%	60.9%	59.8%
% of FP17s for the same patient ID Re-attending between 3 & 9 months - Adults	483	846	57.1%	57.2%	53.2%	52.1%
% of FP17s for Band 1 Urgent Courses	46	920	5.0%	7.0%	8.3%	9.2%
% of FP17s Relating to Free Repair or Replacements	7	920	0.8%	0.7%	0.7%	0.7%
% of FP17s Relating to Continuations	2	920	0.2%	1.0%	0.8%	0.8%
% of Patients satisfied with the dentistry they have received	0	0	N/A	92.3%	93.2%	93.4%
% of Patients satisfied with the time they had to wait for an appointment	0	0	N/A	86.3%	88.5%	87.6%

* This is based on patients treated on this contract for their most recent course of treatment. Figures in italics indicate the base number of FP17s or Patient Questionnaire responses are less than 100. N/A is shown where the base number of responses is less than 10 during the period. % is calculated as Quantity/Base number*100

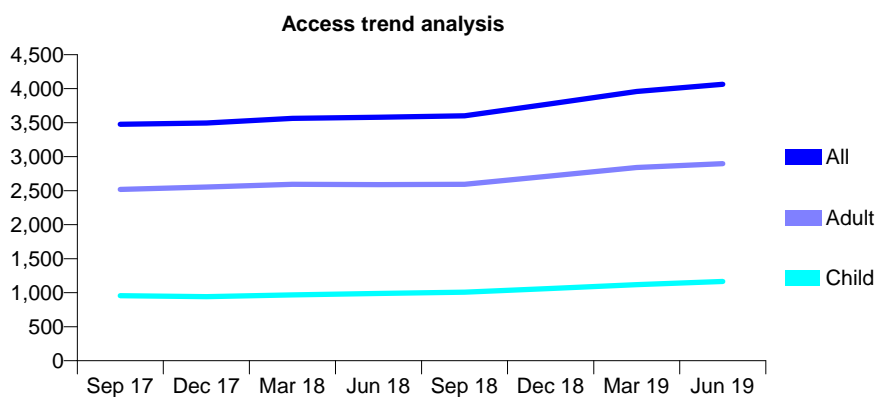
Q55 - Vital Signs At a Glance Contract Report for 677043/0001 - June 2019

Name or company name	MR D BYWATER
Contract type name	GDS Contract
Purpose of contract	General
Contract start date	01/04/2006
Contract end date	

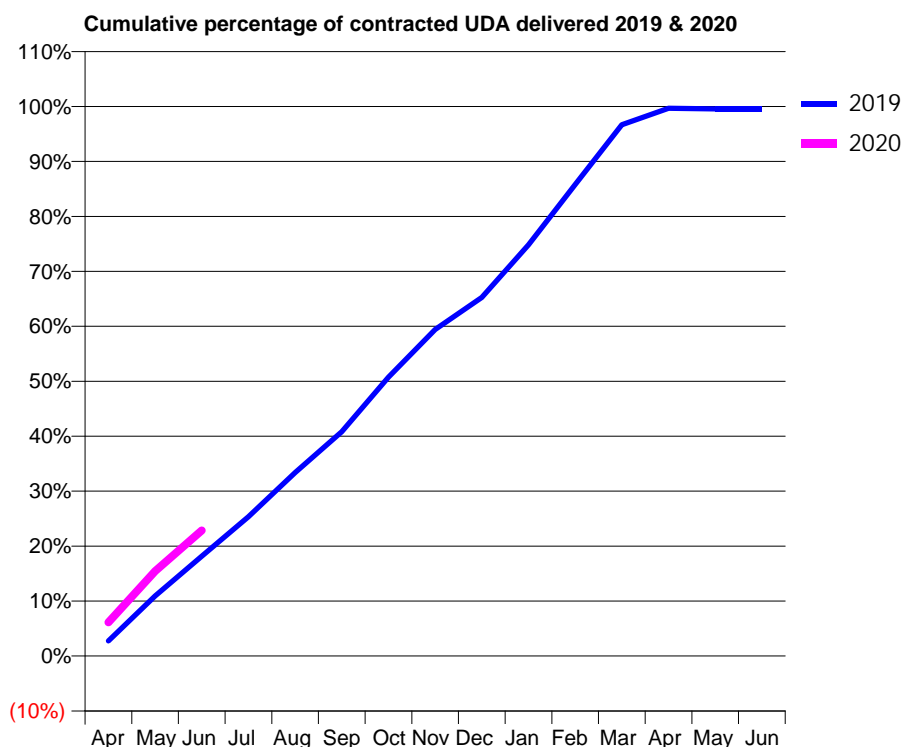
19/20 Contracted general activity (UDA)	10,505
Carry forward general activity (UDA)	0
19/20 Contracted orthodontic activity (UOA)	0
Carry forward orthodontic activity (UOA)	0
Baseline contract value	£279,261.27

ACCESS*

Patients seen in 24 months	Total	Change since previous quarter
Quarter ending June 2018	3,580	
Quarter ending September 2018	3,601	→
Quarter ending December 2018	3,778	↑
Quarter ending March 2019	3,960	↑
Quarter ending June 2019	4,063	↑
Variance since June 2018	13.5%	↑



ACTIVITY



Month	Adjusted Scheduled Activity (UDA)	
	2019	2020
April	289	645
May	1,147	1,622
June	1,909	2,399
July	2,663	
August	3,509	
September	4,288	
October	5,333	
November	6,242	
December	6,853	
January	7,859	
February	9,014	
March	10,155	
April	10,470	
May	10,458	
June	10,458	

QUALITY

	Quantity	Base Number	Contract	AT	Region	England
% of FP17s for the same patient ID Re-attending within 3 months - Children	31	445	7.0%	9.8%	11.2%	11.4%
% of FP17s for the same patient ID Re-attending within 3 months - Adults	139	1,036	13.4%	13.5%	14.8%	15.4%
% of FP17s for the same patient ID Re-attending between 3 & 9 months - Children	279	445	62.7%	63.2%	60.9%	59.8%
% of FP17s for the same patient ID Re-attending between 3 & 9 months - Adults	602	1,036	58.1%	57.2%	53.2%	52.1%
% of FP17s for Band 1 Urgent Courses	51	1,294	3.9%	7.0%	8.3%	9.2%
% of FP17s Relating to Free Repair or Replacements	15	1,294	1.2%	0.7%	0.7%	0.7%
% of FP17s Relating to Continuations	3	1,294	0.2%	1.0%	0.8%	0.8%
% of Patients satisfied with the dentistry they have received	5	6	N/A	92.3%	93.2%	93.4%
% of Patients satisfied with the time they had to wait for an appointment	5	6	N/A	86.3%	88.5%	87.6%

* This is based on patients treated on this contract for their most recent course of treatment. Figures in italics indicate the base number of FP17s or Patient Questionnaire responses are less than 100. N/A is shown where the base number of responses is less than 10 during the period. % is calculated as Quantity/Base number*100

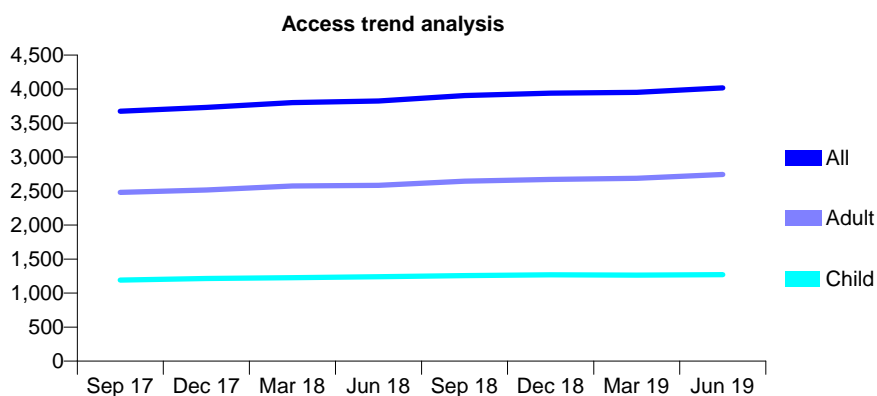
Q55 - Vital Signs At a Glance Contract Report for 679879/0001 - June 2019

Name or company name	MISS F SEZAVAR SHOKOH
Contract type name	GDS Contract
Purpose of contract	General
Contract start date	01/04/2006
Contract end date	

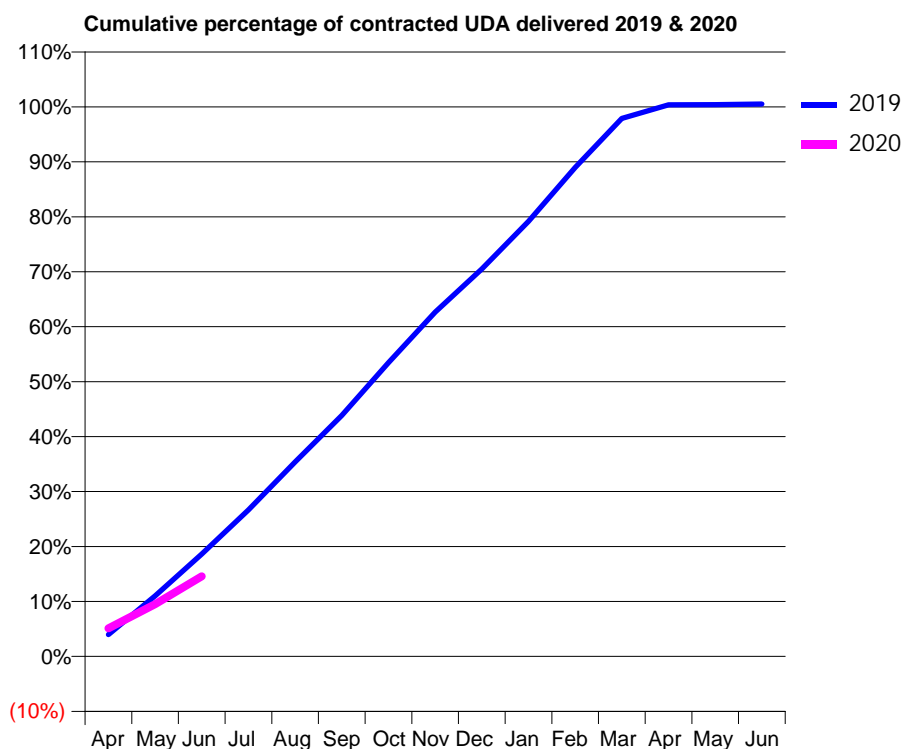
19/20 Contracted general activity (UDA)	14,388
Carry forward general activity (UDA)	0
19/20 Contracted orthodontic activity (UOA)	0
Carry forward orthodontic activity (UOA)	0
Baseline contract value	£364,042.64

ACCESS*

Patients seen in 24 months	Total	Change since previous quarter
Quarter ending June 2018	3,825	
Quarter ending September 2018	3,904	↑
Quarter ending December 2018	3,941	→
Quarter ending March 2019	3,952	→
Quarter ending June 2019	4,016	→
Variance since June 2018	5.0%	↑



ACTIVITY



Month	2019	2020
April	575	735
May	1,589	1,370
June	2,680	2,096
July	3,837	
August	5,094	
September	6,309	
October	7,688	
November	9,014	
December	10,141	
January	11,391	
February	12,802	
March	14,083	
April	14,443	
May	14,446	
June	14,460	

QUALITY

	Quantity	Base Number	Contract	AT	Region	England
% of FP17s for the same patient ID Re-attending within 3 months - Children	29	360	8.1%	9.8%	11.2%	11.4%
% of FP17s for the same patient ID Re-attending within 3 months - Adults	143	780	18.3%	13.5%	14.8%	15.4%
% of FP17s for the same patient ID Re-attending between 3 & 9 months - Children	217	360	60.3%	63.2%	60.9%	59.8%
% of FP17s for the same patient ID Re-attending between 3 & 9 months - Adults	365	780	46.8%	57.2%	53.2%	52.1%
% of FP17s for Band 1 Urgent Courses	126	983	12.8%	7.0%	8.3%	9.2%
% of FP17s Relating to Free Repair or Replacements	11	983	1.1%	0.7%	0.7%	0.7%
% of FP17s Relating to Continuations	0	983	0.0%	1.0%	0.8%	0.8%
% of Patients satisfied with the dentistry they have received	2	2	N/A	92.3%	93.2%	93.4%
% of Patients satisfied with the time they had to wait for an appointment	2	2	N/A	86.3%	88.5%	87.6%

* This is based on patients treated on this contract for their most recent course of treatment. Figures in italics indicate the base number of FP17s or Patient Questionnaire responses are less than 100. N/A is shown where the base number of responses is less than 10 during the period. % is calculated as Quantity/Base number*100

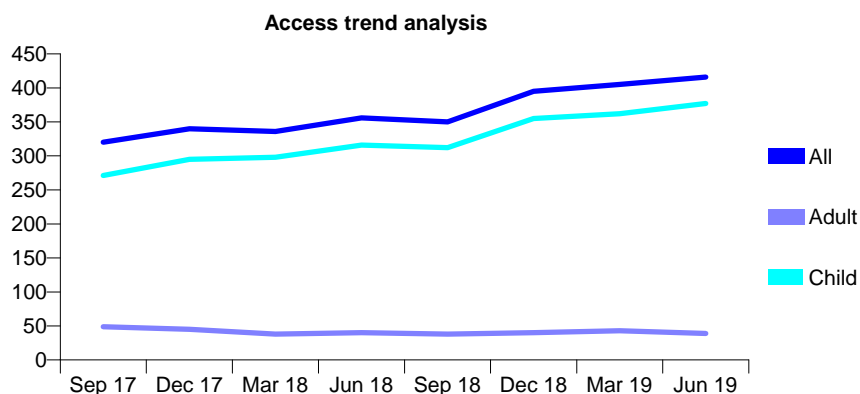
Q55 - Vital Signs At a Glance Contract Report for 710822/0001 - June 2019

Name or company name	MR R NATHWANI
Contract type name	GDS Contract
Purpose of contract	General
Contract start date	01/05/2011
Contract end date	

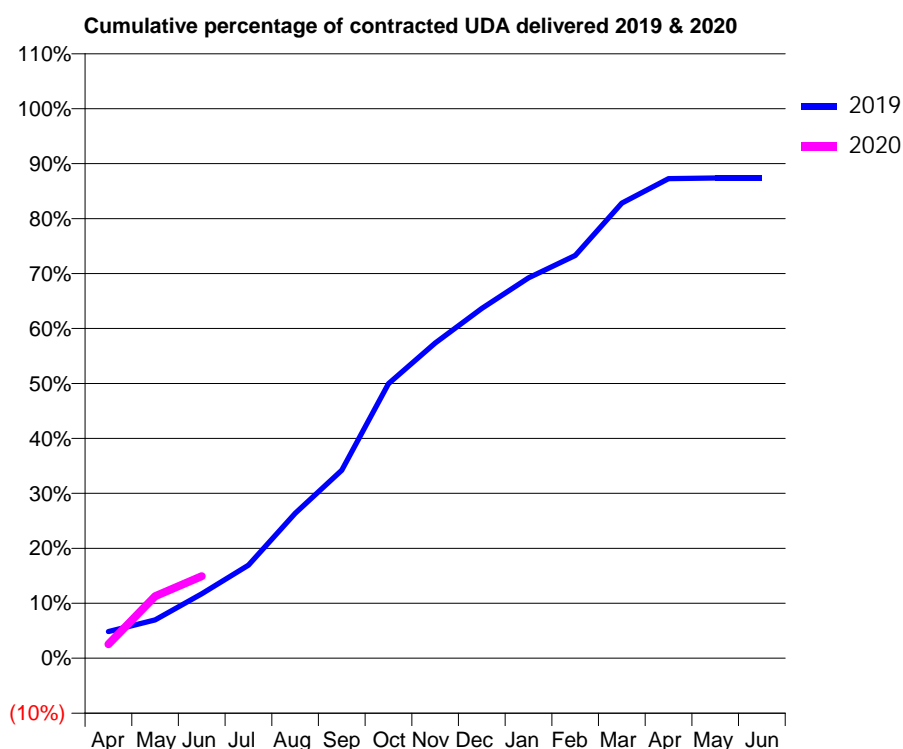
19/20 Contracted general activity (UDA)	863
Carry forward general activity (UDA)	0
19/20 Contracted orthodontic activity (UOA)	0
Carry forward orthodontic activity (UOA)	0
Baseline contract value	£24,594.36

ACCESS*

Patients seen in 24 months	Total	Change since previous quarter
Quarter ending June 2018	356	
Quarter ending September 2018	350	↓
Quarter ending December 2018	395	↑
Quarter ending March 2019	405	↑
Quarter ending June 2019	416	↑
Variance since June 2018	16.9%	↑



ACTIVITY



Month	2019	2020
April	42	22
May	60	97
June	101	129
July	146	
August	228	
September	295	
October	431	
November	495	
December	549	
January	597	
February	632	
March	715	
April	753	
May	754	
June	754	

QUALITY

	Quantity	Base Number	Contract	AT	Region	England
% of FP17s for the same patient ID Re-attending within 3 months - Children	5	147	3.4%	9.8%	11.2%	11.4%
% of FP17s for the same patient ID Re-attending within 3 months - Adults	0	1	0.0%	13.5%	14.8%	15.4%
% of FP17s for the same patient ID Re-attending between 3 & 9 months - Children	98	147	66.7%	63.2%	60.9%	59.8%
% of FP17s for the same patient ID Re-attending between 3 & 9 months - Adults	1	1	100.0%	57.2%	53.2%	52.1%
% of FP17s for Band 1 Urgent Courses	4	114	3.5%	7.0%	8.3%	9.2%
% of FP17s Relating to Free Repair or Replacements	0	114	0.0%	0.7%	0.7%	0.7%
% of FP17s Relating to Continuations	0	114	0.0%	1.0%	0.8%	0.8%
% of Patients satisfied with the dentistry they have received	0	0	N/A	92.3%	93.2%	93.4%
% of Patients satisfied with the time they had to wait for an appointment	0	0	N/A	86.3%	88.5%	87.6%

* This is based on patients treated on this contract for their most recent course of treatment.

Figures in italics indicate the base number of FP17s or Patient Questionnaire responses are less than 100. N/A is shown where the base number of responses is less than 10 during the period. % is calculated as Quantity/Base number*100

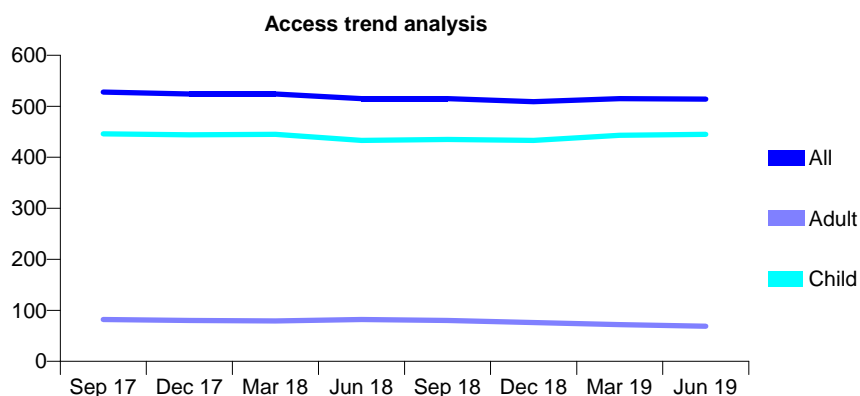
Q55 - Vital Signs At a Glance Contract Report for 729388/0001 - June 2019

Name or company name	Jonathan P Ward and Associates
Contract type name	GDS Contract
Purpose of contract	General and Orthodontic
Contract start date	01/04/2006
Contract end date	

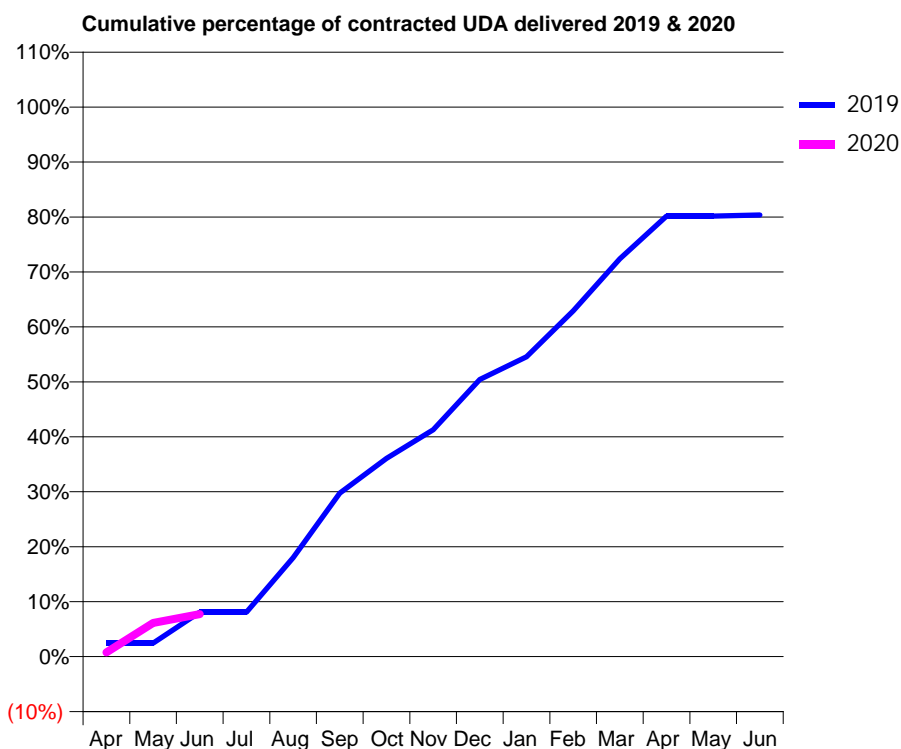
19/20 Contracted general activity (UDA)	1,628
Carry forward general activity (UDA)	0
19/20 Contracted orthodontic activity (UOA)	446
Carry forward orthodontic activity (UOA)	0
Baseline contract value	£74,302.93

ACCESS*

Patients seen in 24 months	Total	Change since previous quarter
Quarter ending June 2018	515	
Quarter ending September 2018	515	→
Quarter ending December 2018	509	↓
Quarter ending March 2019	515	→
Quarter ending June 2019	514	→
Variance since June 2018	(0.2%)	→



ACTIVITY



Month	Adjusted Scheduled Activity (UDA)	
	2019	2020
April	40	13
May	40	100
June	132	126
July	132	
August	293	
September	484	
October	587	
November	672	
December	821	
January	888	
February	1,024	
March	1,178	
April	1,305	
May	1,305	
June	1,308	

QUALITY

	Quantity	Base Number	Contract	AT	Region	England
% of FP17s for the same patient ID Re-attending within 3 months - Children	13	146	8.9%	9.8%	11.2%	11.4%
% of FP17s for the same patient ID Re-attending within 3 months - Adults	0	1	0.0%	13.5%	14.8%	15.4%
% of FP17s for the same patient ID Re-attending between 3 & 9 months - Children	89	146	61.0%	63.2%	60.9%	59.8%
% of FP17s for the same patient ID Re-attending between 3 & 9 months - Adults	0	1	0.0%	57.2%	53.2%	52.1%
% of FP17s for Band 1 Urgent Courses	5	85	5.9%	7.0%	8.3%	9.2%
% of FP17s Relating to Free Repair or Replacements	0	85	0.0%	0.7%	0.7%	0.7%
% of FP17s Relating to Continuations	0	85	0.0%	1.0%	0.8%	0.8%
% of Patients satisfied with the dentistry they have received	0	0	N/A	92.3%	93.2%	93.4%
% of Patients satisfied with the time they had to wait for an appointment	0	0	N/A	86.3%	88.5%	87.6%

* This is based on patients treated on this contract for their most recent course of treatment. Figures in italics indicate the base number of FP17s or Patient Questionnaire responses are less than 100. N/A is shown where the base number of responses is less than 10 during the period. % is calculated as Quantity/Base number*100

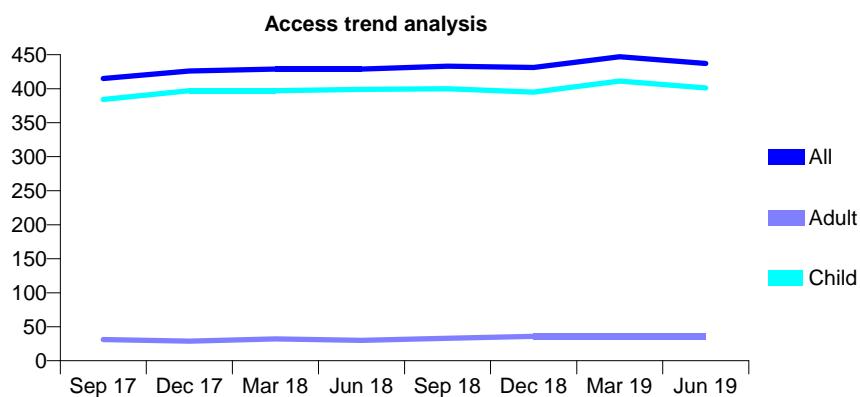
Q55 - Vital Signs At a Glance Contract Report for 745847/0001 - June 2019

Name or company name	MR SB SHAFFERY
Contract type name	GDS Contract
Purpose of contract	General
Contract start date	01/04/2006
Contract end date	

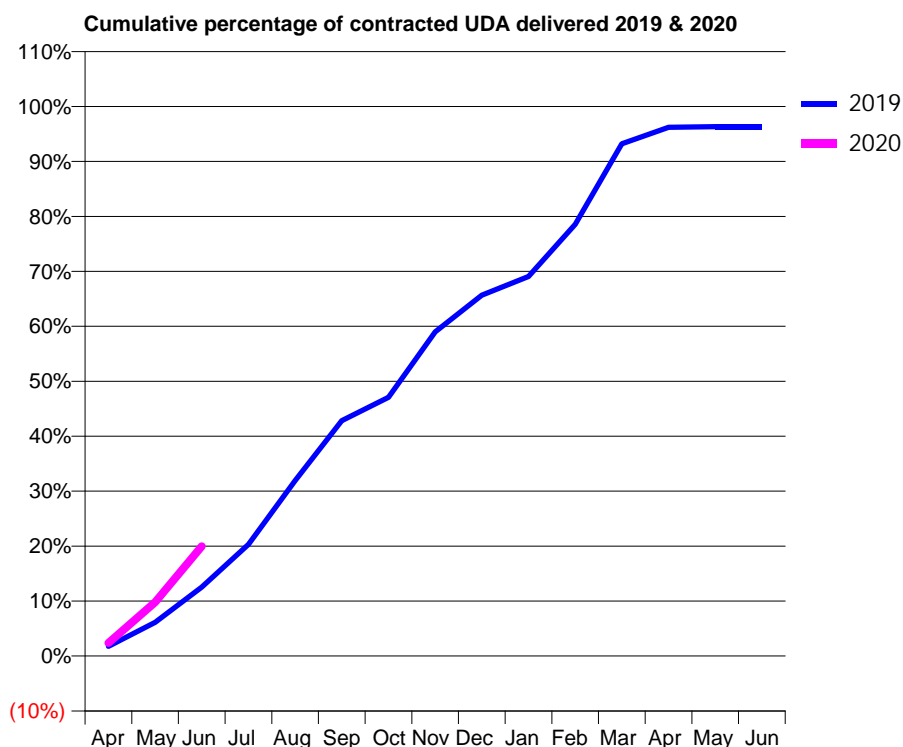
19/20 Contracted general activity (UDA)	800
Carry forward general activity (UDA)	0
19/20 Contracted orthodontic activity (UOA)	0
Carry forward orthodontic activity (UOA)	0
Baseline contract value	£20,003.59

ACCESS*

Patients seen in 24 months	Total	Change since previous quarter
Quarter ending June 2018	429	
Quarter ending September 2018	433	→
Quarter ending December 2018	431	→
Quarter ending March 2019	447	↑
Quarter ending June 2019	437	↓
Variance since June 2018	1.9%	→



ACTIVITY



Month	Adjusted Scheduled Activity (UDA)	
	2019	2020
April	14	19
May	49	78
June	100	160
July	163	
August	256	
September	343	
October	377	
November	472	
December	525	
January	553	
February	629	
March	746	
April	770	
May	771	
June	771	

QUALITY

	Quantity	Base Number	Contract	AT	Region	England
% of FP17s for the same patient ID Re-attending within 3 months - Children	14	151	9.3%	9.8%	11.2%	11.4%
% of FP17s for the same patient ID Re-attending within 3 months - Adults	0	3	0.0%	13.5%	14.8%	15.4%
% of FP17s for the same patient ID Re-attending between 3 & 9 months - Children	97	151	64.2%	63.2%	60.9%	59.8%
% of FP17s for the same patient ID Re-attending between 3 & 9 months - Adults	0	3	0.0%	57.2%	53.2%	52.1%
% of FP17s for Band 1 Urgent Courses	3	135	2.2%	7.0%	8.3%	9.2%
% of FP17s Relating to Free Repair or Replacements	0	135	0.0%	0.7%	0.7%	0.7%
% of FP17s Relating to Continuations	0	135	0.0%	1.0%	0.8%	0.8%
% of Patients satisfied with the dentistry they have received	1	1	N/A	92.3%	93.2%	93.4%
% of Patients satisfied with the time they had to wait for an appointment	1	1	N/A	86.3%	88.5%	87.6%

* This is based on patients treated on this contract for their most recent course of treatment. Figures in italics indicate the base number of FP17s or Patient Questionnaire responses are less than 100. N/A is shown where the base number of responses is less than 10 during the period. % is calculated as Quantity/Base number*100

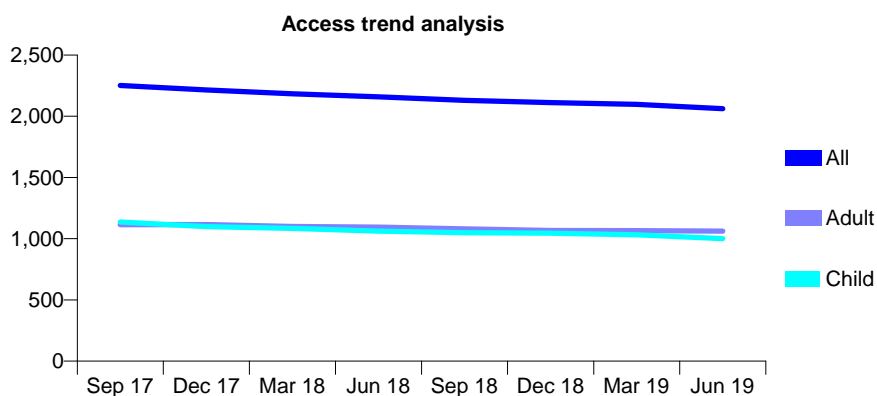
Q55 - Vital Signs At a Glance Contract Report for 746436/0001 - June 2019

Name or company name	MR MN BURTON
Contract type name	GDS Contract
Purpose of contract	General
Contract start date	01/04/2006
Contract end date	

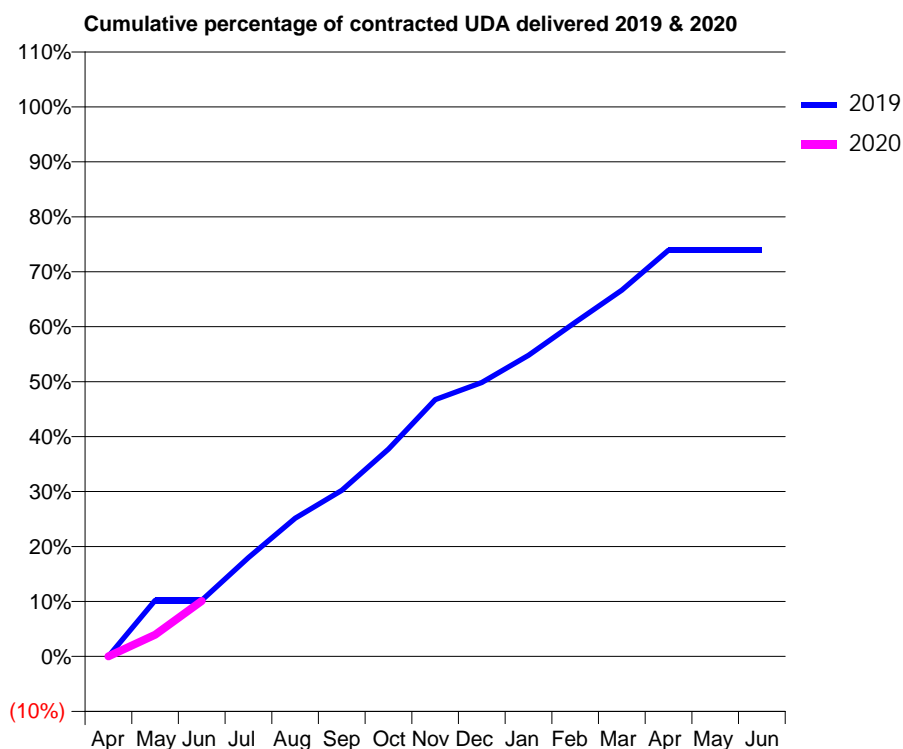
19/20 Contracted general activity (UDA)	6,000
Carry forward general activity (UDA)	0
19/20 Contracted orthodontic activity (UOA)	0
Carry forward orthodontic activity (UOA)	0
Baseline contract value	£177,837.80

ACCESS*

Patients seen in 24 months	Total	Change since previous quarter
Quarter ending June 2018	2,158	
Quarter ending September 2018	2,130	↓
Quarter ending December 2018	2,112	→
Quarter ending March 2019	2,098	→
Quarter ending June 2019	2,063	↓
Variance since June 2018	(4.4%)	↓



ACTIVITY



Adjusted Scheduled Activity (UDA)		
Month	2019	2020
April	0	0
May	613	237
June	613	607
July	1,079	
August	1,510	
September	1,814	
October	2,263	
November	2,803	
December	2,992	
January	3,288	
February	3,647	
March	3,998	
April	4,436	
May	4,436	
June	4,436	

QUALITY

	Quantity	Base Number	Contract	AT	Region	England
% of FP17s for the same patient ID Re-attending within 3 months - Children	31	427	7.3%	9.8%	11.2%	11.4%
% of FP17s for the same patient ID Re-attending within 3 months - Adults	17	279	6.1%	13.5%	14.8%	15.4%
% of FP17s for the same patient ID Re-attending between 3 & 9 months - Children	256	427	60.0%	63.2%	60.9%	59.8%
% of FP17s for the same patient ID Re-attending between 3 & 9 months - Adults	156	279	55.9%	57.2%	53.2%	52.1%
% of FP17s for Band 1 Urgent Courses	14	411	3.4%	7.0%	8.3%	9.2%
% of FP17s Relating to Free Repair or Replacements	0	411	0.0%	0.7%	0.7%	0.7%
% of FP17s Relating to Continuations	7	411	1.7%	1.0%	0.8%	0.8%
% of Patients satisfied with the dentistry they have received	1	1	N/A	92.3%	93.2%	93.4%
% of Patients satisfied with the time they had to wait for an appointment	1	1	N/A	86.3%	88.5%	87.6%

* This is based on patients treated on this contract for their most recent course of treatment. Figures in italics indicate the base number of FP17s or Patient Questionnaire responses are less than 100. N/A is shown where the base number of responses is less than 10 during the period. % is calculated as Quantity/Base number*100

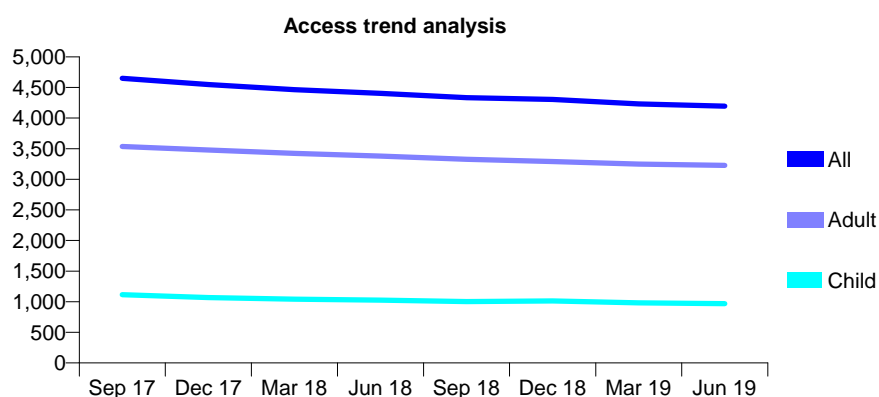
Q55 - Vital Signs At a Glance Contract Report for 746509/0001 - June 2019

Name or company name	MR RA HEPBURN
Contract type name	GDS Contract
Purpose of contract	General
Contract start date	01/04/2006
Contract end date	

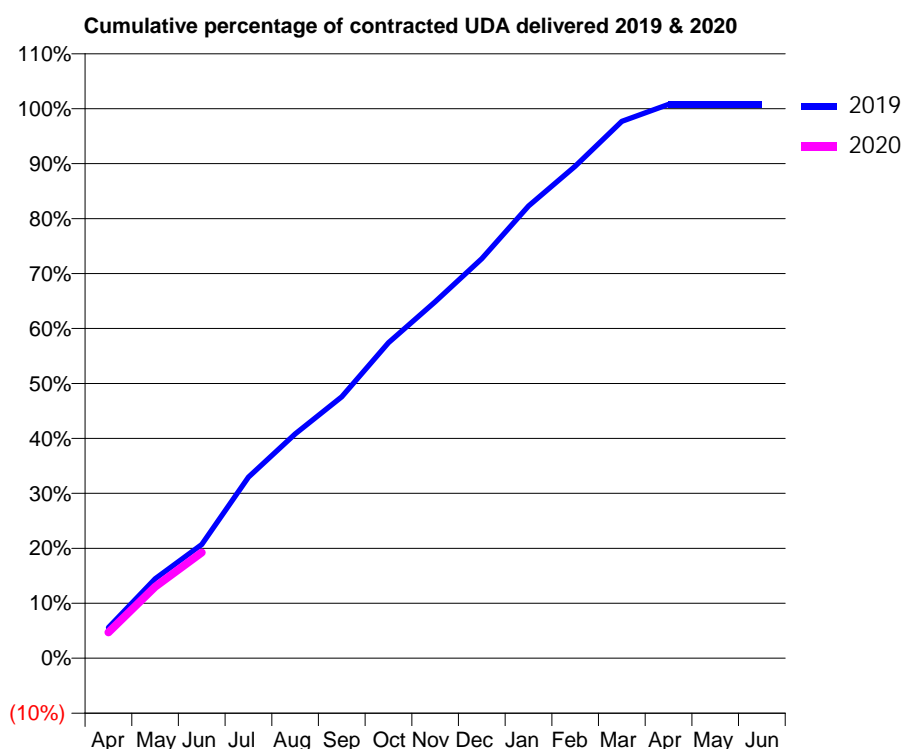
19/20 Contracted general activity (UDA)	9,900
Carry forward general activity (UDA)	0
19/20 Contracted orthodontic activity (UOA)	0
Carry forward orthodontic activity (UOA)	0
Baseline contract value	£205,533.03

ACCESS*

Patients seen in 24 months	Total	Change since previous quarter
Quarter ending June 2018	4,405	
Quarter ending September 2018	4,332	↓
Quarter ending December 2018	4,303	→
Quarter ending March 2019	4,231	↓
Quarter ending June 2019	4,195	→
Variance since June 2018	(4.8%)	↓



ACTIVITY



Month	Adjusted Scheduled Activity (UDA)	
	2019	2020
April	553	468
May	1,432	1,288
June	2,048	1,904
July	3,264	
August	4,043	
September	4,710	
October	5,686	
November	6,423	
December	7,195	
January	8,145	
February	8,864	
March	9,672	
April	9,976	
May	9,975	
June	9,975	

QUALITY

	Quantity	Base Number	Contract	AT	Region	England
% of FP17s for the same patient ID Re-attending within 3 months - Children	12	380	3.2%	9.8%	11.2%	11.4%
% of FP17s for the same patient ID Re-attending within 3 months - Adults	77	933	8.3%	13.5%	14.8%	15.4%
% of FP17s for the same patient ID Re-attending between 3 & 9 months - Children	275	380	72.4%	63.2%	60.9%	59.8%
% of FP17s for the same patient ID Re-attending between 3 & 9 months - Adults	305	933	32.7%	57.2%	53.2%	52.1%
% of FP17s for Band 1 Urgent Courses	34	1,133	3.0%	7.0%	8.3%	9.2%
% of FP17s Relating to Free Repair or Replacements	5	1,133	0.4%	0.7%	0.7%	0.7%
% of FP17s Relating to Continuations	21	1,133	1.9%	1.0%	0.8%	0.8%
% of Patients satisfied with the dentistry they have received	3	3	N/A	92.3%	93.2%	93.4%
% of Patients satisfied with the time they had to wait for an appointment	3	3	N/A	86.3%	88.5%	87.6%

* This is based on patients treated on this contract for their most recent course of treatment.

Figures in italics indicate the base number of FP17s or Patient Questionnaire responses are less than 100. N/A is shown where the base number of responses is less than 10 during the period. % is calculated as Quantity/Base number*100

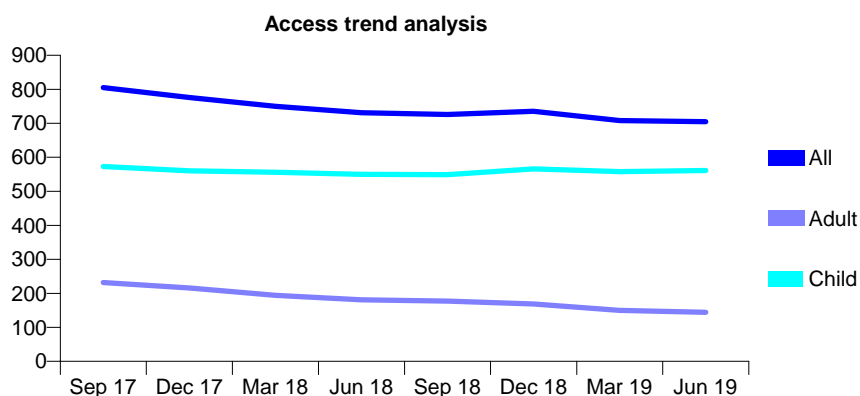
Q55 - Vital Signs At a Glance Contract Report for 751553/0002 - June 2019

Name or company name	MR S RAKSHIT
Contract type name	GDS Contract
Purpose of contract	General
Contract start date	01/04/2006
Contract end date	

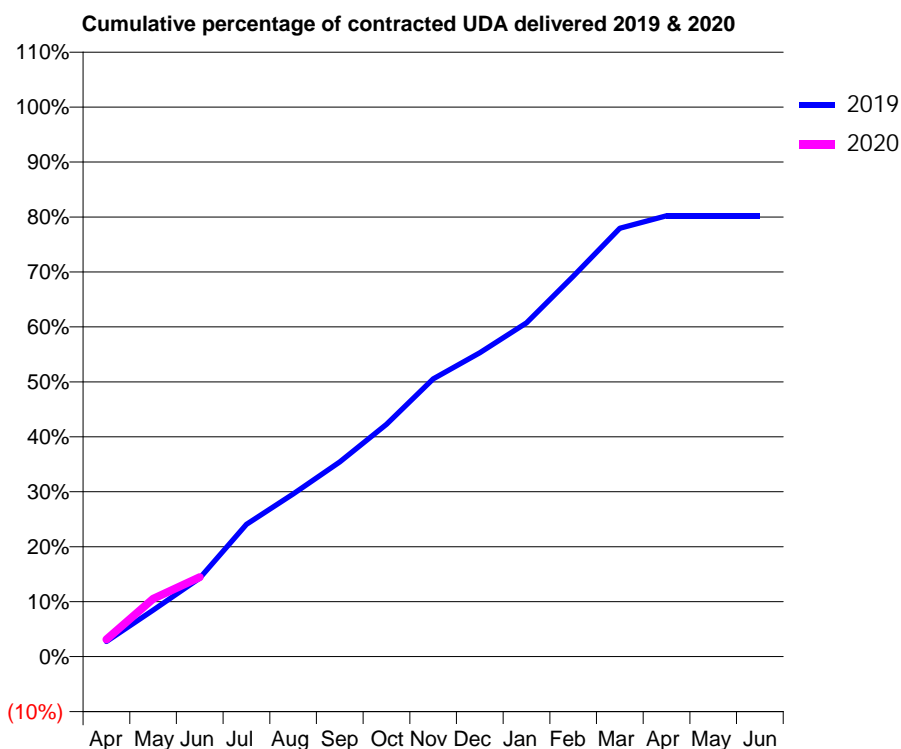
19/20 Contracted general activity (UDA)	3,500
Carry forward general activity (UDA)	0
19/20 Contracted orthodontic activity (UOA)	0
Carry forward orthodontic activity (UOA)	0
Baseline contract value	£80,056.60

ACCESS*

Patients seen in 24 months	Total	Change since previous quarter
Quarter ending June 2018	731	
Quarter ending September 2018	726	→
Quarter ending December 2018	735	→
Quarter ending March 2019	708	↓
Quarter ending June 2019	705	→
Variance since June 2018	(3.6%)	↓



ACTIVITY



Month	Adjusted Scheduled Activity (UDA)	
	2019	2020
April	96	110
May	296	368
June	500	506
July	843	
August	1,036	
September	1,241	
October	1,479	
November	1,768	
December	1,935	
January	2,125	
February	2,423	
March	2,728	
April	2,808	
May	2,808	
June	2,808	

QUALITY

	Quantity	Base Number	Contract	AT	Region	England
% of FP17s for the same patient ID Re-attending within 3 months - Children	6	126	4.8%	9.8%	11.2%	11.4%
% of FP17s for the same patient ID Re-attending within 3 months - Adults	8	40	20.0%	13.5%	14.8%	15.4%
% of FP17s for the same patient ID Re-attending between 3 & 9 months - Children	52	126	41.3%	63.2%	60.9%	59.8%
% of FP17s for the same patient ID Re-attending between 3 & 9 months - Adults	27	40	67.5%	57.2%	53.2%	52.1%
% of FP17s for Band 1 Urgent Courses	9	149	6.0%	7.0%	8.3%	9.2%
% of FP17s Relating to Free Repair or Replacements	0	149	0.0%	0.7%	0.7%	0.7%
% of FP17s Relating to Continuations	1	149	0.7%	1.0%	0.8%	0.8%
% of Patients satisfied with the dentistry they have received	1	1	N/A	92.3%	93.2%	93.4%
% of Patients satisfied with the time they had to wait for an appointment	1	1	N/A	86.3%	88.5%	87.6%

* This is based on patients treated on this contract for their most recent course of treatment. Figures in italics indicate the base number of FP17s or Patient Questionnaire responses are less than 100. N/A is shown where the base number of responses is less than 10 during the period. % is calculated as Quantity/Base number*100

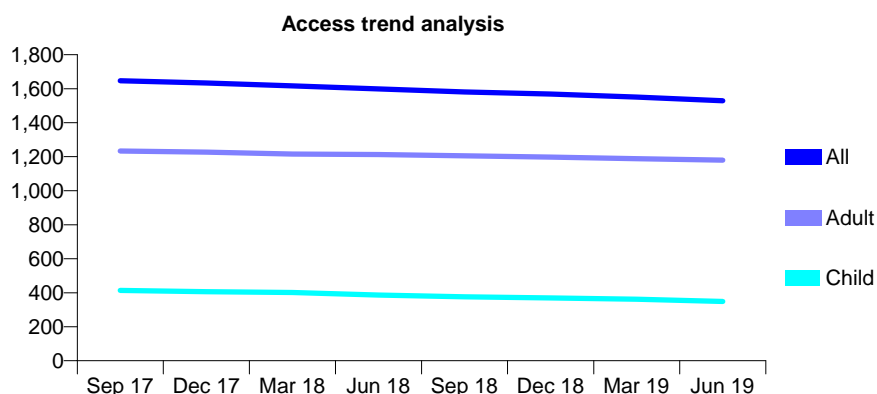
Q55 - Vital Signs At a Glance Contract Report for 752134/0001 - June 2019

Name or company name	MR CJ DONEGAN
Contract type name	GDS Contract
Purpose of contract	General
Contract start date	01/04/2006
Contract end date	

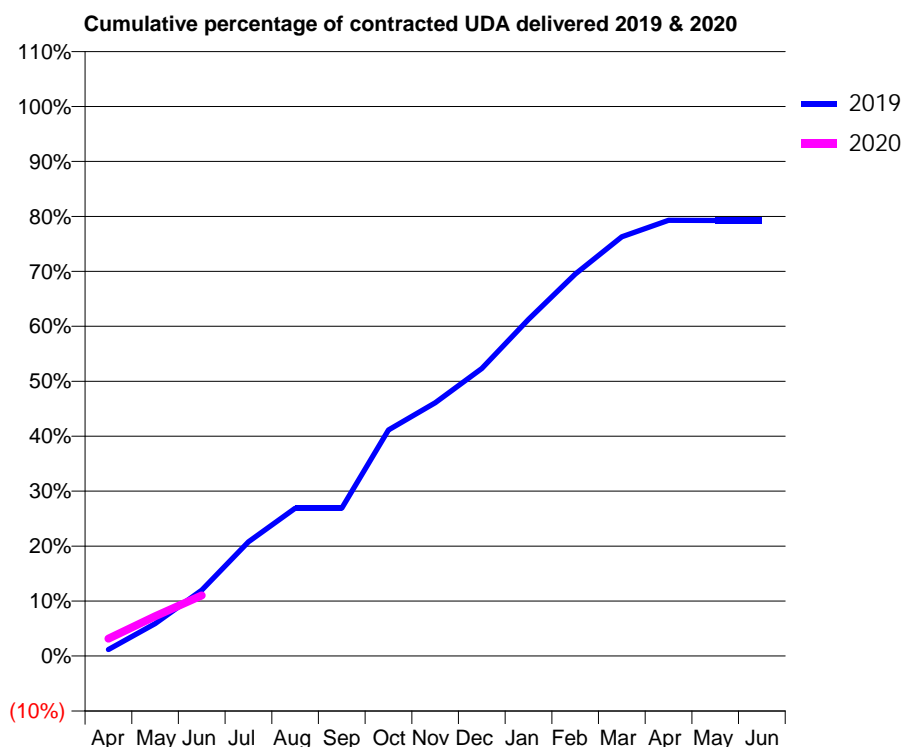
19/20 Contracted general activity (UDA)	6,517
Carry forward general activity (UDA)	0
19/20 Contracted orthodontic activity (UOA)	0
Carry forward orthodontic activity (UOA)	0
Baseline contract value	£160,943.40

ACCESS*

Patients seen in 24 months	Total	Change since previous quarter
Quarter ending June 2018	1,599	
Quarter ending September 2018	1,581	↓
Quarter ending December 2018	1,568	→
Quarter ending March 2019	1,551	↓
Quarter ending June 2019	1,529	↓
Variance since June 2018	(4.4%)	↓



ACTIVITY



Month	Adjusted Scheduled Activity (UDA)	
	2019	2020
April	67	206
May	335	472
June	681	719
July	1,179	
August	1,526	
September	1,526	
October	2,333	
November	2,614	
December	2,966	
January	3,473	
February	3,941	
March	4,326	
April	4,496	
May	4,493	
June	4,493	

QUALITY

	Quantity	Base Number	Contract	AT	Region	England
% of FP17s for the same patient ID Re-attending within 3 months - Children	2	129	1.6%	9.8%	11.2%	11.4%
% of FP17s for the same patient ID Re-attending within 3 months - Adults	74	463	16.0%	13.5%	14.8%	15.4%
% of FP17s for the same patient ID Re-attending between 3 & 9 months - Children	104	129	80.6%	63.2%	60.9%	59.8%
% of FP17s for the same patient ID Re-attending between 3 & 9 months - Adults	343	463	74.1%	57.2%	53.2%	52.1%
% of FP17s for Band 1 Urgent Courses	10	494	2.0%	7.0%	8.3%	9.2%
% of FP17s Relating to Free Repair or Replacements	3	494	0.6%	0.7%	0.7%	0.7%
% of FP17s Relating to Continuations	0	494	0.0%	1.0%	0.8%	0.8%
% of Patients satisfied with the dentistry they have received	0	0	N/A	92.3%	93.2%	93.4%
% of Patients satisfied with the time they had to wait for an appointment	0	0	N/A	86.3%	88.5%	87.6%

* This is based on patients treated on this contract for their most recent course of treatment. Figures in italics indicate the base number of FP17s or Patient Questionnaire responses are less than 100. N/A is shown where the base number of responses is less than 10 during the period. % is calculated as Quantity/Base number*100

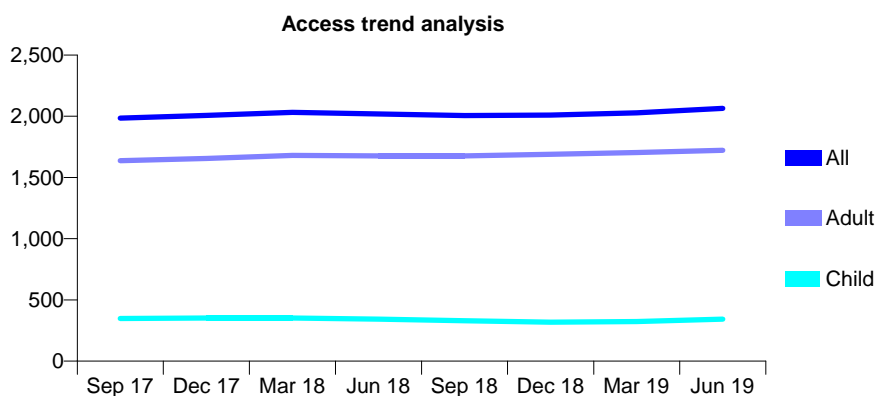
Q55 - Vital Signs At a Glance Contract Report for 753912/0001 - June 2019

Name or company name	MR BK DAWETT
Contract type name	GDS Contract
Purpose of contract	General
Contract start date	01/04/2006
Contract end date	

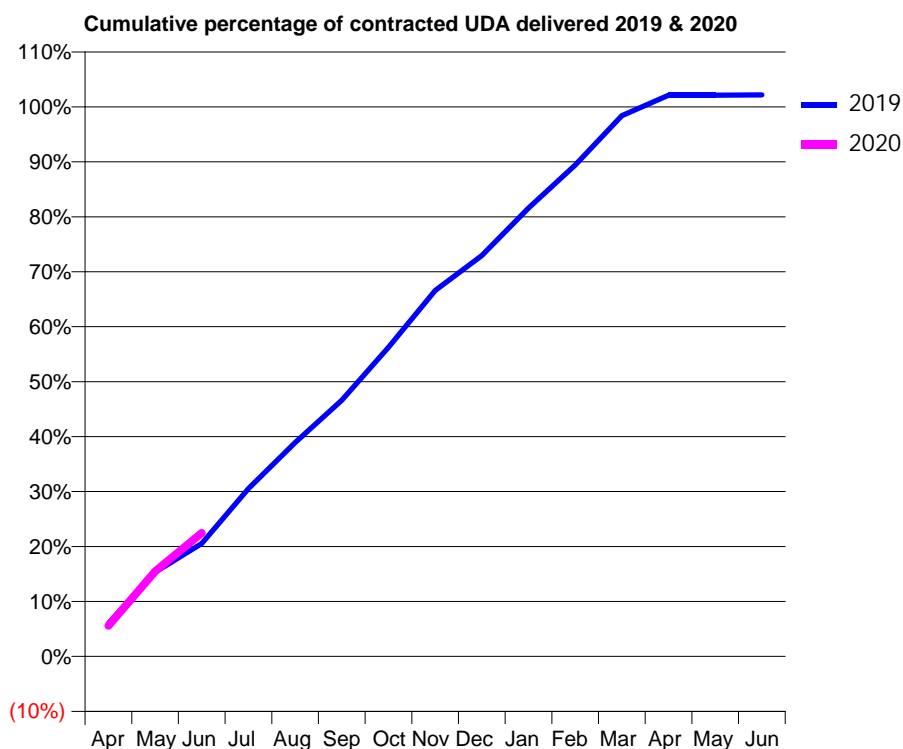
19/20 Contracted general activity (UDA)	6,228
Carry forward general activity (UDA)	0
19/20 Contracted orthodontic activity (UOA)	0
Carry forward orthodontic activity (UOA)	0
Baseline contract value	£264,386.83

ACCESS*

Patients seen in 24 months	Total	Change since previous quarter
Quarter ending June 2018	2,019	
Quarter ending September 2018	2,006	→
Quarter ending December 2018	2,009	→
Quarter ending March 2019	2,028	→
Quarter ending June 2019	2,065	→
Variance since June 2018	2.3%	↑



ACTIVITY



Month	2019	2020
April	375	348
May	954	966
June	1,279	1,398
July	1,902	
August	2,423	
September	2,903	
October	3,502	
November	4,146	
December	4,542	
January	5,080	
February	5,568	
March	6,127	
April	6,359	
May	6,361	
June	6,364	

QUALITY

	Quantity	Base Number	Contract	AT	Region	England
% of FP17s for the same patient ID Re-attending within 3 months - Children	13	168	7.7%	9.8%	11.2%	11.4%
% of FP17s for the same patient ID Re-attending within 3 months - Adults	120	734	16.3%	13.5%	14.8%	15.4%
% of FP17s for the same patient ID Re-attending between 3 & 9 months - Children	104	168	61.9%	63.2%	60.9%	59.8%
% of FP17s for the same patient ID Re-attending between 3 & 9 months - Adults	391	734	53.3%	57.2%	53.2%	52.1%
% of FP17s for Band 1 Urgent Courses	32	778	4.1%	7.0%	8.3%	9.2%
% of FP17s Relating to Free Repair or Replacements	22	778	2.8%	0.7%	0.7%	0.7%
% of FP17s Relating to Continuations	33	778	4.2%	1.0%	0.8%	0.8%
% of Patients satisfied with the dentistry they have received	0	0	N/A	92.3%	93.2%	93.4%
% of Patients satisfied with the time they had to wait for an appointment	0	0	N/A	86.3%	88.5%	87.6%

* This is based on patients treated on this contract for their most recent course of treatment. Figures in italics indicate the base number of FP17s or Patient Questionnaire responses are less than 100. N/A is shown where the base number of responses is less than 10 during the period. % is calculated as Quantity/Base number*100

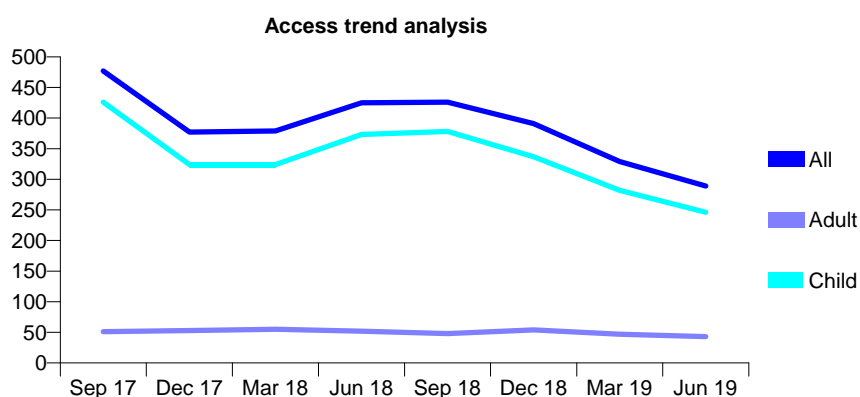
Q55 - Vital Signs At a Glance Contract Report for 754978/0001 - June 2019

Name or company name	Tuckley & Jeykumar (Queens Road Dental)
Contract type name	GDS Contract
Purpose of contract	General
Contract start date	01/04/2006
Contract end date	

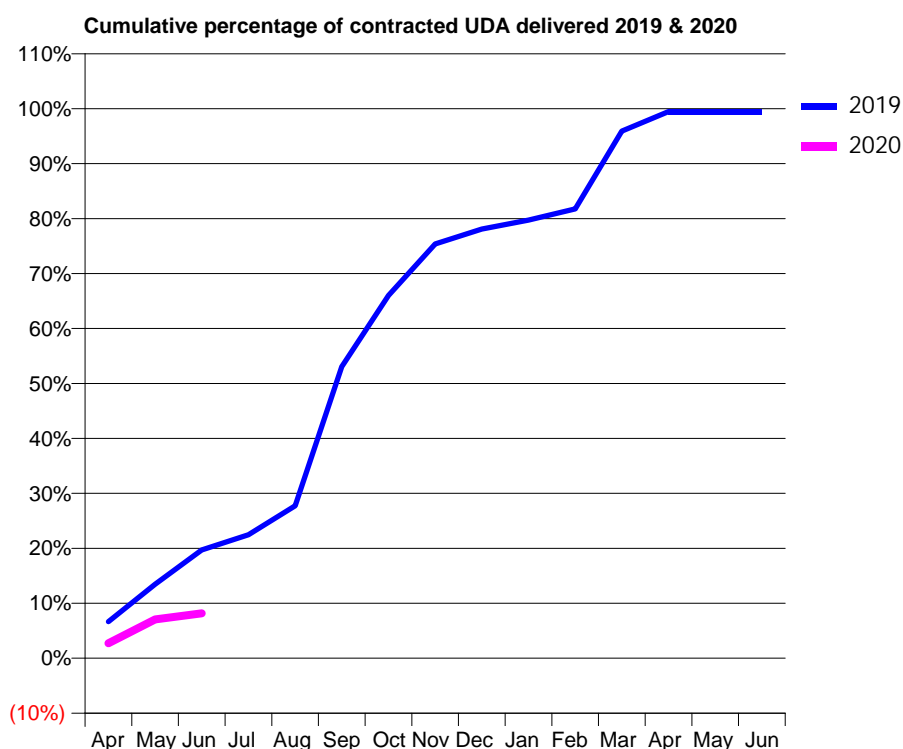
19/20 Contracted general activity (UDA)	735
Carry forward general activity (UDA)	0
19/20 Contracted orthodontic activity (UOA)	0
Carry forward orthodontic activity (UOA)	0
Baseline contract value	£17,982.06

ACCESS*

Patients seen in 24 months	Total	Change since previous quarter
Quarter ending June 2018	425	
Quarter ending September 2018	426	→
Quarter ending December 2018	391	↓
Quarter ending March 2019	329	↓
Quarter ending June 2019	289	↓
Variance since June 2018	(32.0%)	↓



ACTIVITY



Month	2019	2020
April	49	20
May	99	52
June	145	60
July	165	
August	204	
September	390	
October	485	
November	554	
December	574	
January	586	
February	601	
March	705	
April	731	
May	731	
June	731	

QUALITY

	Quantity	Base Number	Contract	AT	Region	England
% of FP17s for the same patient ID Re-attending within 3 months - Children	2	72	2.8%	9.8%	11.2%	11.4%
% of FP17s for the same patient ID Re-attending within 3 months - Adults	0	0	N/A	13.5%	14.8%	15.4%
% of FP17s for the same patient ID Re-attending between 3 & 9 months - Children	41	72	56.9%	63.2%	60.9%	59.8%
% of FP17s for the same patient ID Re-attending between 3 & 9 months - Adults	0	0	N/A	57.2%	53.2%	52.1%
% of FP17s for Band 1 Urgent Courses	0	54	0.0%	7.0%	8.3%	9.2%
% of FP17s Relating to Free Repair or Replacements	0	54	0.0%	0.7%	0.7%	0.7%
% of FP17s Relating to Continuations	2	54	3.7%	1.0%	0.8%	0.8%
% of Patients satisfied with the dentistry they have received	0	0	N/A	92.3%	93.2%	93.4%
% of Patients satisfied with the time they had to wait for an appointment	0	0	N/A	86.3%	88.5%	87.6%

* This is based on patients treated on this contract for their most recent course of treatment.

Figures in italics indicate the base number of FP17s or Patient Questionnaire responses are less than 100. N/A is shown where the base number of responses is less than 10 during the period. % is calculated as Quantity/Base number*100

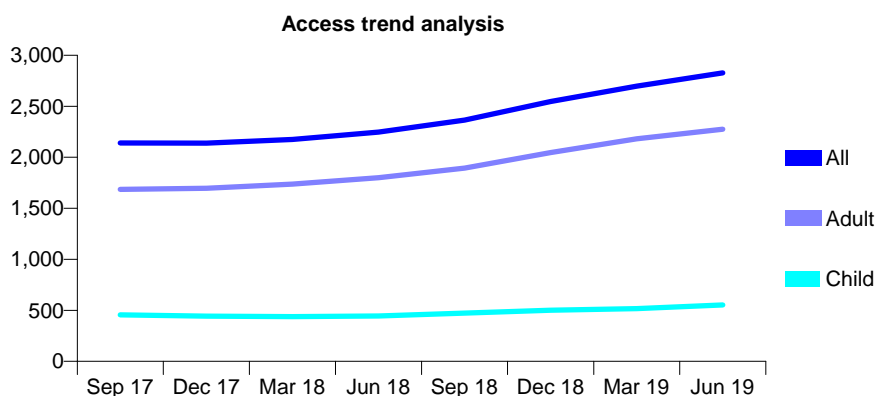
Q55 - Vital Signs At a Glance Contract Report for 755923/0001 - June 2019

Name or company name	Vishal Rana
Contract type name	GDS Contract
Purpose of contract	General
Contract start date	01/04/2006
Contract end date	

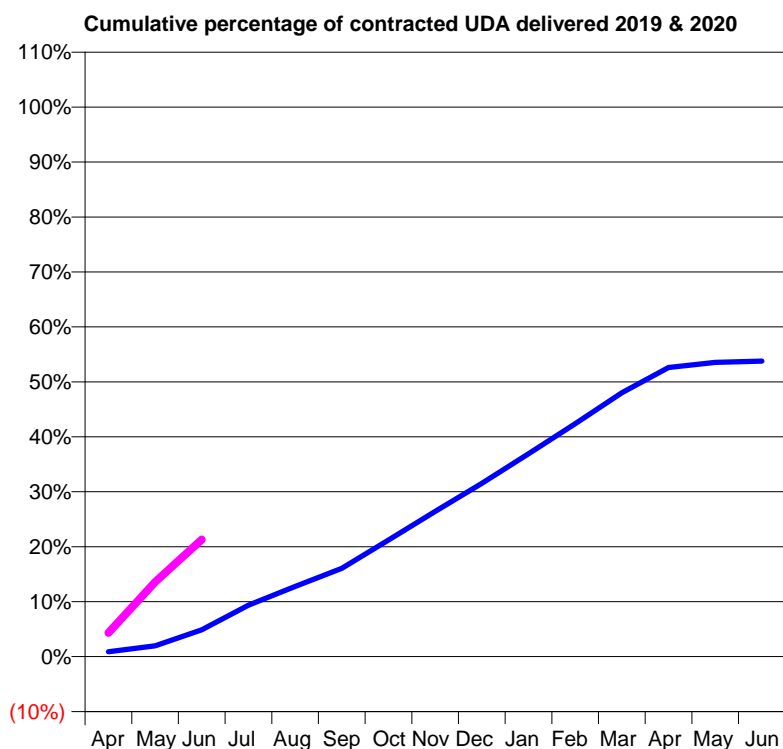
19/20 Contracted general activity (UDA)	7,537
Carry forward general activity (UDA)	0
19/20 Contracted orthodontic activity (UOA)	0
Carry forward orthodontic activity (UOA)	0
Baseline contract value	£215,281.23

ACCESS*

Patients seen in 24 months	Total	Change since previous quarter
Quarter ending June 2018	2,246	
Quarter ending September 2018	2,366	↑
Quarter ending December 2018	2,547	↑
Quarter ending March 2019	2,698	↑
Quarter ending June 2019	2,828	↑
Variance since June 2018	25.9%	↑



ACTIVITY



Month	Adjusted Scheduled Activity (UDA)	
	2019	2020
April	157	327
May	345	1,023
June	857	1,606
July	1,645	
August	2,242	
September	2,817	
October	3,721	
November	4,636	
December	5,529	
January	6,474	
February	7,434	
March	8,421	
April	9,228	
May	9,392	
June	9,433	

QUALITY

	Quantity	Base Number	Contract	AT	Region	England
% of FP17s for the same patient ID Re-attending within 3 months - Children	37	202	18.3%	9.8%	11.2%	11.4%
% of FP17s for the same patient ID Re-attending within 3 months - Adults	151	781	19.3%	13.5%	14.8%	15.4%
% of FP17s for the same patient ID Re-attending between 3 & 9 months - Children	85	202	42.1%	63.2%	60.9%	59.8%
% of FP17s for the same patient ID Re-attending between 3 & 9 months - Adults	341	781	43.7%	57.2%	53.2%	52.1%
% of FP17s for Band 1 Urgent Courses	100	740	13.5%	7.0%	8.3%	9.2%
% of FP17s Relating to Free Repair or Replacements	12	740	1.6%	0.7%	0.7%	0.7%
% of FP17s Relating to Continuations	9	740	1.2%	1.0%	0.8%	0.8%
% of Patients satisfied with the dentistry they have received	1	1	N/A	92.3%	93.2%	93.4%
% of Patients satisfied with the time they had to wait for an appointment	1	1	N/A	86.3%	88.5%	87.6%

* This is based on patients treated on this contract for their most recent course of treatment. Figures in italics indicate the base number of FP17s or Patient Questionnaire responses are less than 100. N/A is shown where the base number of responses is less than 10 during the period. % is calculated as Quantity/Base number*100

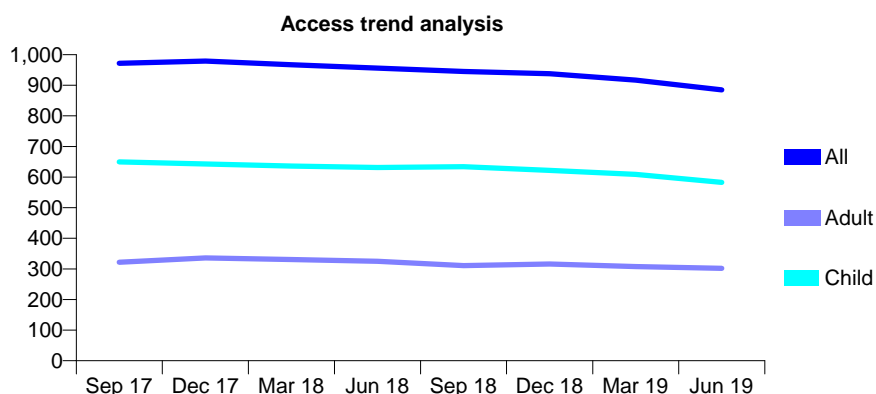
Q55 - Vital Signs At a Glance Contract Report for 761303/0001 - June 2019

Name or company name	MR RN WARD
Contract type name	GDS Contract
Purpose of contract	General
Contract start date	01/04/2006
Contract end date	

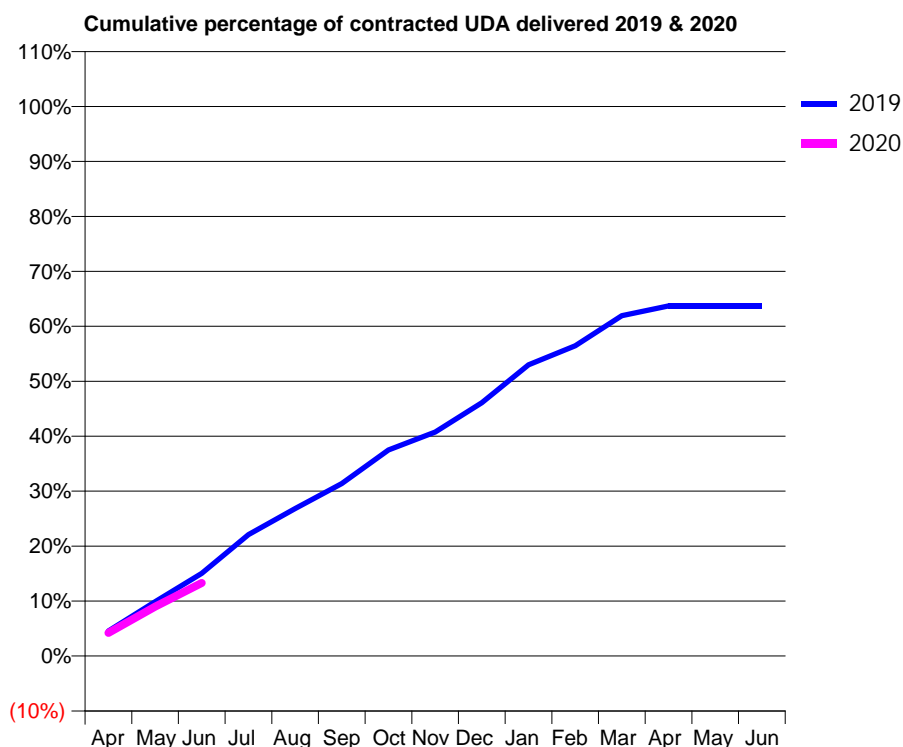
19/20 Contracted general activity (UDA)	3,000
Carry forward general activity (UDA)	0
19/20 Contracted orthodontic activity (UOA)	0
Carry forward orthodontic activity (UOA)	0
Baseline contract value	£67,523.17

ACCESS*

Patients seen in 24 months	Total	Change since previous quarter
Quarter ending June 2018	956	
Quarter ending September 2018	945	↓
Quarter ending December 2018	938	→
Quarter ending March 2019	917	↓
Quarter ending June 2019	885	↓
Variance since June 2018	(7.4%)	↓



ACTIVITY



Month	Adjusted Scheduled Activity (UDA)	
	2019	2020
April	137	126
May	297	270
June	451	400
July	663	
August	805	
September	942	
October	1,125	
November	1,223	
December	1,383	
January	1,589	
February	1,693	
March	1,858	
April	1,911	
May	1,911	
June	1,911	

QUALITY

	Quantity	Base Number	Contract	AT	Region	England
% of FP17s for the same patient ID Re-attending within 3 months - Children	16	243	6.6%	9.8%	11.2%	11.4%
% of FP17s for the same patient ID Re-attending within 3 months - Adults	14	84	16.7%	13.5%	14.8%	15.4%
% of FP17s for the same patient ID Re-attending between 3 & 9 months - Children	174	243	71.6%	63.2%	60.9%	59.8%
% of FP17s for the same patient ID Re-attending between 3 & 9 months - Adults	37	84	44.0%	57.2%	53.2%	52.1%
% of FP17s for Band 1 Urgent Courses	38	283	13.4%	7.0%	8.3%	9.2%
% of FP17s Relating to Free Repair or Replacements	0	283	0.0%	0.7%	0.7%	0.7%
% of FP17s Relating to Continuations	1	283	0.4%	1.0%	0.8%	0.8%
% of Patients satisfied with the dentistry they have received	0	0	N/A	92.3%	93.2%	93.4%
% of Patients satisfied with the time they had to wait for an appointment	0	0	N/A	86.3%	88.5%	87.6%

* This is based on patients treated on this contract for their most recent course of treatment. Figures in italics indicate the base number of FP17s or Patient Questionnaire responses are less than 100. N/A is shown where the base number of responses is less than 10 during the period. % is calculated as Quantity/Base number*100

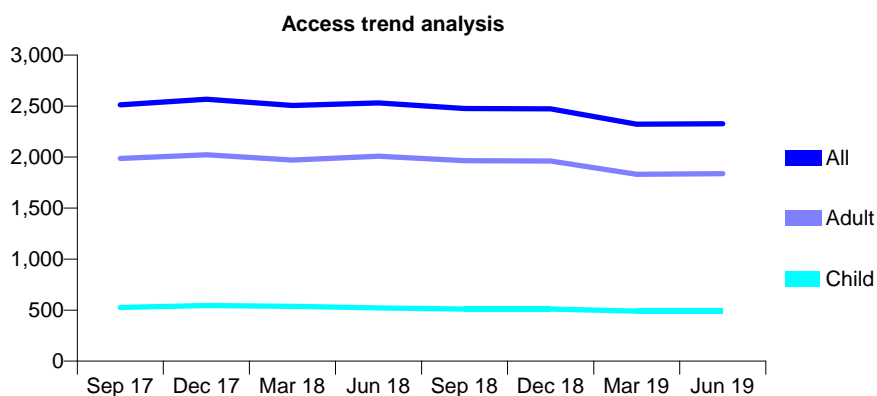
Q55 - Vital Signs At a Glance Contract Report for 769061/0001 - June 2019

Name or company name	MISS KL SMITH
Contract type name	GDS Contract
Purpose of contract	General
Contract start date	01/04/2006
Contract end date	

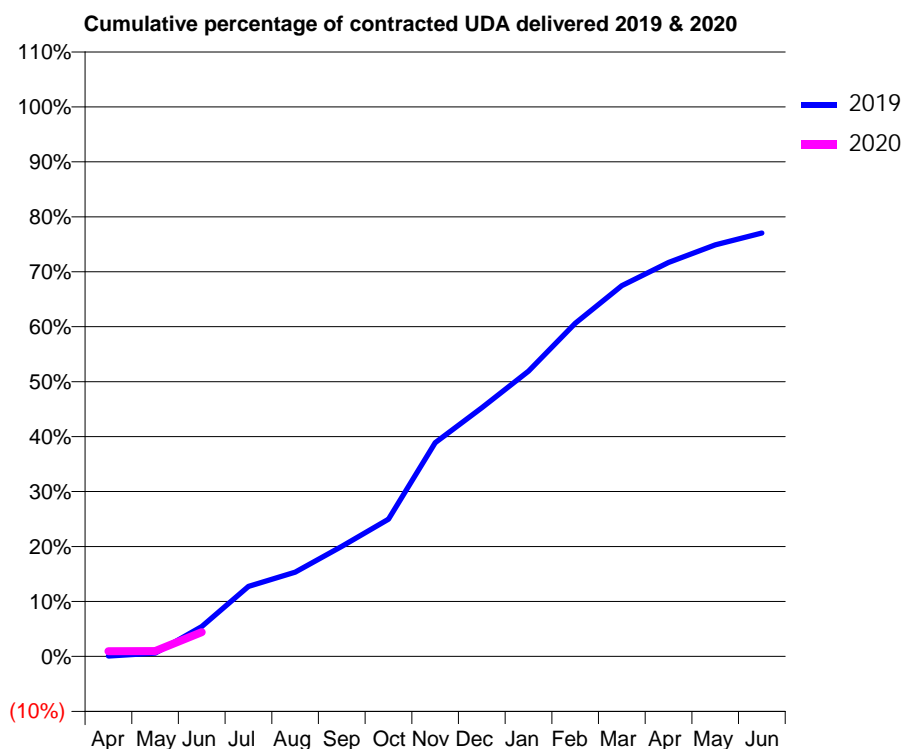
19/20 Contracted general activity (UDA)	9,929
Carry forward general activity (UDA)	0
19/20 Contracted orthodontic activity (UOA)	0
Carry forward orthodontic activity (UOA)	0
Baseline contract value	£235,597.76

ACCESS*

Patients seen in 24 months	Total	Change since previous quarter
Quarter ending June 2018	2,531	
Quarter ending September 2018	2,476	↓
Quarter ending December 2018	2,472	→
Quarter ending March 2019	2,322	↓
Quarter ending June 2019	2,327	→
Variance since June 2018	(8.1%)	↓



ACTIVITY



Month	2019	2020
April	7	94
May	58	97
June	538	438
July	1,266	
August	1,521	
September	1,990	
October	2,480	
November	3,860	
December	4,493	
January	5,155	
February	6,018	
March	6,699	
April	7,115	
May	7,433	
June	7,650	

QUALITY

	Quantity	Base Number	Contract	AT	Region	England
% of FP17s for the same patient ID Re-attending within 3 months - Children	12	166	7.2%	9.8%	11.2%	11.4%
% of FP17s for the same patient ID Re-attending within 3 months - Adults	92	565	16.3%	13.5%	14.8%	15.4%
% of FP17s for the same patient ID Re-attending between 3 & 9 months - Children	112	166	67.5%	63.2%	60.9%	59.8%
% of FP17s for the same patient ID Re-attending between 3 & 9 months - Adults	299	565	52.9%	57.2%	53.2%	52.1%
% of FP17s for Band 1 Urgent Courses	11	191	5.8%	7.0%	8.3%	9.2%
% of FP17s Relating to Free Repair or Replacements	0	191	0.0%	0.7%	0.7%	0.7%
% of FP17s Relating to Continuations	5	191	2.6%	1.0%	0.8%	0.8%
% of Patients satisfied with the dentistry they have received	0	0	N/A	92.3%	93.2%	93.4%
% of Patients satisfied with the time they had to wait for an appointment	0	0	N/A	86.3%	88.5%	87.6%

* This is based on patients treated on this contract for their most recent course of treatment. Figures in italics indicate the base number of FP17s or Patient Questionnaire responses are less than 100. N/A is shown where the base number of responses is less than 10 during the period. % is calculated as Quantity/Base number*100

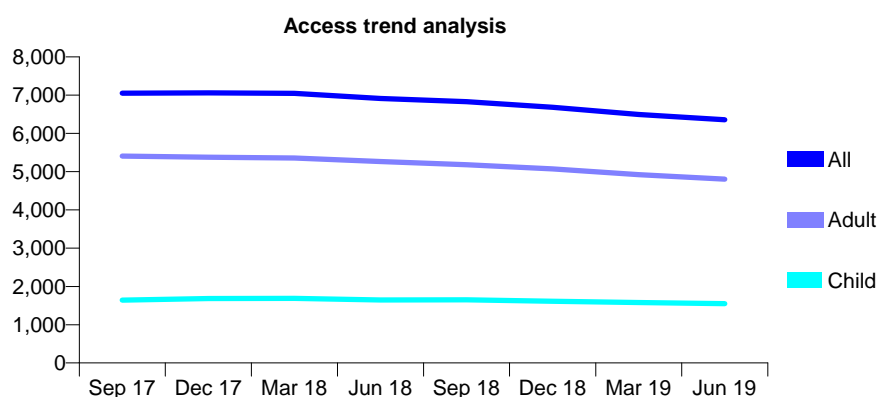
Q55 - Vital Signs At a Glance Contract Report for 783145/0001 - June 2019

Name or company name	MR BS PEERBUX
Contract type name	GDS Contract
Purpose of contract	General
Contract start date	03/10/2009
Contract end date	

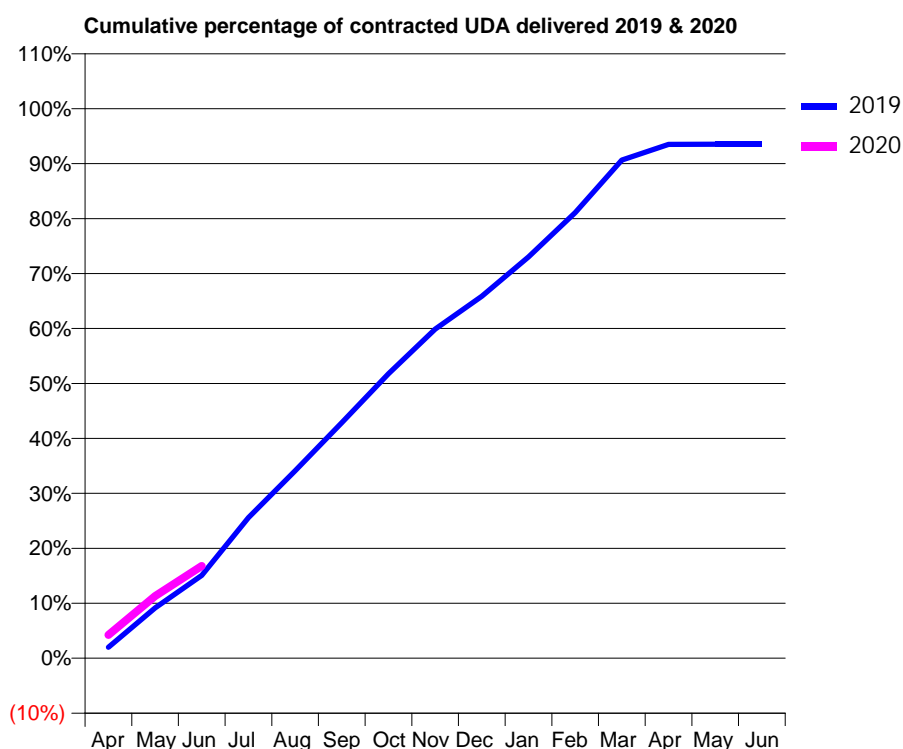
19/20 Contracted general activity (UDA)	20,495
Carry forward general activity (UDA)	0
19/20 Contracted orthodontic activity (UOA)	0
Carry forward orthodontic activity (UOA)	0
Baseline contract value	£576,669.40

ACCESS*

Patients seen in 24 months	Total	Change since previous quarter
Quarter ending June 2018	6,910	
Quarter ending September 2018	6,832	↓
Quarter ending December 2018	6,683	↓
Quarter ending March 2019	6,496	↓
Quarter ending June 2019	6,357	↓
Variance since June 2018	(8.0%)	↓



ACTIVITY



Month	2019	2020
April	410	870
May	1,879	2,321
June	3,092	3,437
July	5,246	
August	6,990	
September	8,779	
October	10,609	
November	12,278	
December	13,493	
January	14,967	
February	16,618	
March	18,578	
April	19,161	
May	19,170	
June	19,171	

QUALITY

	Quantity	Base Number	Contract	AT	Region	England
% of FP17s for the same patient ID Re-attending within 3 months - Children	54	545	9.9%	9.8%	11.2%	11.4%
% of FP17s for the same patient ID Re-attending within 3 months - Adults	279	1,730	16.1%	13.5%	14.8%	15.4%
% of FP17s for the same patient ID Re-attending between 3 & 9 months - Children	361	545	66.2%	63.2%	60.9%	59.8%
% of FP17s for the same patient ID Re-attending between 3 & 9 months - Adults	1,142	1,730	66.0%	57.2%	53.2%	52.1%
% of FP17s for Band 1 Urgent Courses	162	1,866	8.7%	7.0%	8.3%	9.2%
% of FP17s Relating to Free Repair or Replacements	24	1,866	1.3%	0.7%	0.7%	0.7%
% of FP17s Relating to Continuations	10	1,866	0.5%	1.0%	0.8%	0.8%
% of Patients satisfied with the dentistry they have received	4	4	N/A	92.3%	93.2%	93.4%
% of Patients satisfied with the time they had to wait for an appointment	4	4	N/A	86.3%	88.5%	87.6%

* This is based on patients treated on this contract for their most recent course of treatment.

Figures in italics indicate the base number of FP17s or Patient Questionnaire responses are less than 100. N/A is shown where the base number of responses is less than 10 during the period. % is calculated as Quantity/Base number*100

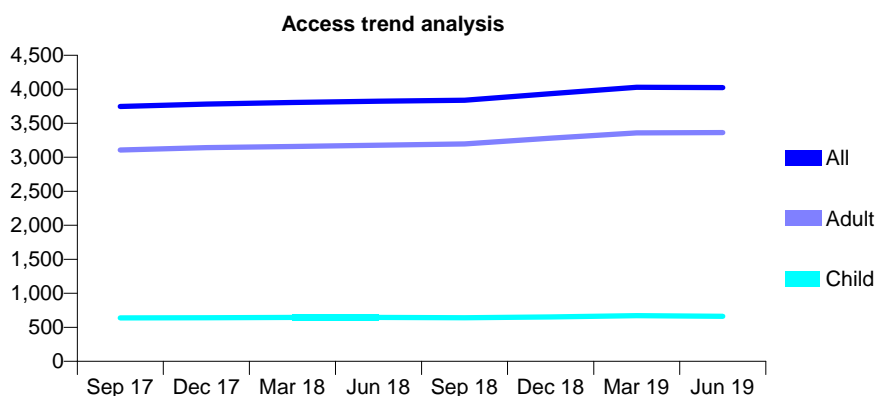
Q55 - Vital Signs At a Glance Contract Report for 787213/0001 - June 2019

Name or company name	MRS SA MITCHELL
Contract type name	GDS Contract
Purpose of contract	General
Contract start date	03/12/2012
Contract end date	

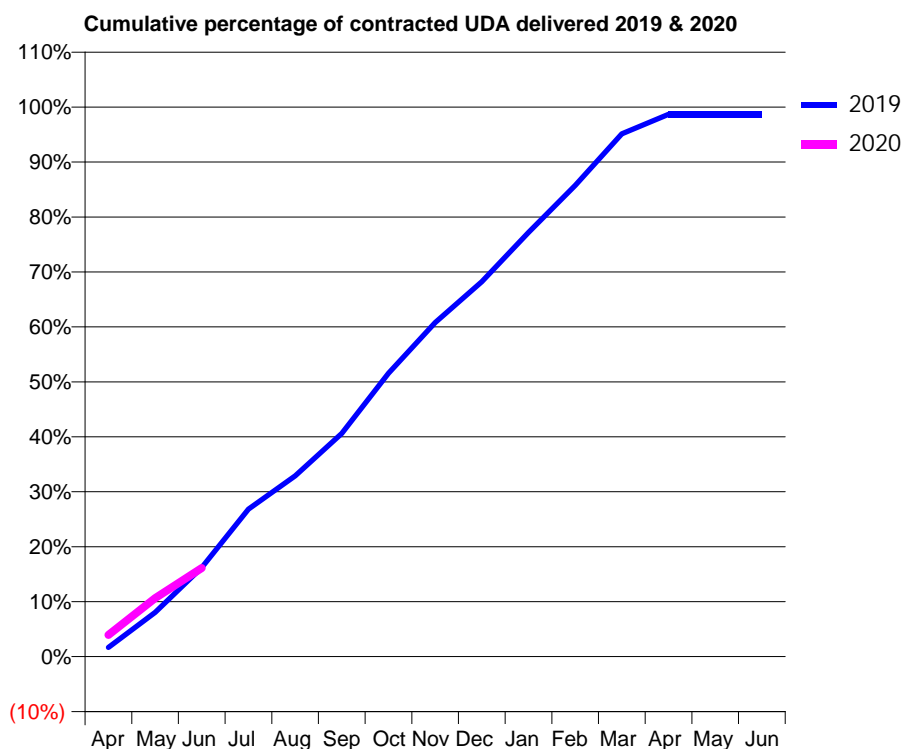
19/20 Contracted general activity (UDA)	12,621
Carry forward general activity (UDA)	0
19/20 Contracted orthodontic activity (UOA)	0
Carry forward orthodontic activity (UOA)	0
Baseline contract value	£409,114.12

ACCESS*

Patients seen in 24 months	Total	Change since previous quarter
Quarter ending June 2018	3,824	
Quarter ending September 2018	3,838	→
Quarter ending December 2018	3,936	↑
Quarter ending March 2019	4,030	↑
Quarter ending June 2019	4,025	→
Variance since June 2018	5.3%	↑



ACTIVITY



Month	Adjusted Scheduled Activity (UDA)	
	2019	2020
April	213	498
May	1,018	1,344
June	2,047	2,035
July	3,388	
August	4,152	
September	5,126	
October	6,507	
November	7,673	
December	8,610	
January	9,740	
February	10,823	
March	12,005	
April	12,454	
May	12,455	
June	12,456	

QUALITY

	Quantity	Base Number	Contract	AT	Region	England
% of FP17s for the same patient ID Re-attending within 3 months - Children	18	253	7.1%	9.8%	11.2%	11.4%
% of FP17s for the same patient ID Re-attending within 3 months - Adults	204	1,276	16.0%	13.5%	14.8%	15.4%
% of FP17s for the same patient ID Re-attending between 3 & 9 months - Children	186	253	73.5%	63.2%	60.9%	59.8%
% of FP17s for the same patient ID Re-attending between 3 & 9 months - Adults	813	1,276	63.7%	57.2%	53.2%	52.1%
% of FP17s for Band 1 Urgent Courses	133	1,270	10.5%	7.0%	8.3%	9.2%
% of FP17s Relating to Free Repair or Replacements	7	1,270	0.6%	0.7%	0.7%	0.7%
% of FP17s Relating to Continuations	12	1,270	0.9%	1.0%	0.8%	0.8%
% of Patients satisfied with the dentistry they have received	2	2	N/A	92.3%	93.2%	93.4%
% of Patients satisfied with the time they had to wait for an appointment	2	2	N/A	86.3%	88.5%	87.6%

* This is based on patients treated on this contract for their most recent course of treatment. Figures in italics indicate the base number of FP17s or Patient Questionnaire responses are less than 100. N/A is shown where the base number of responses is less than 10 during the period. % is calculated as Quantity/Base number*100

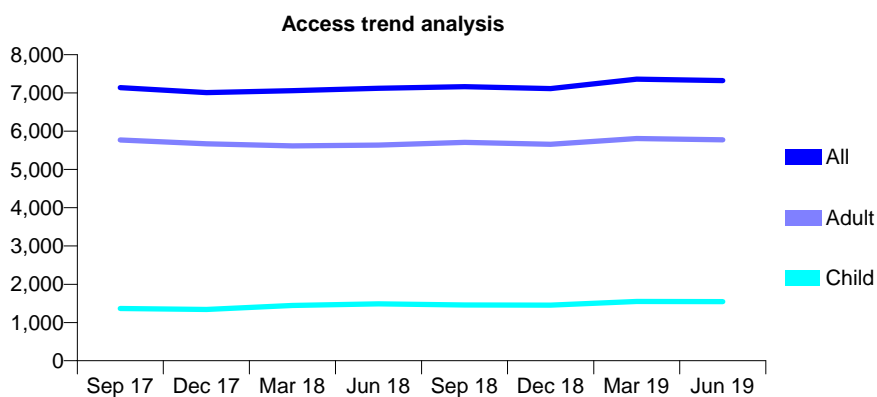
Q55 - Vital Signs At a Glance Contract Report for 810584/0001 - June 2019

Name or company name	MR PR THORPE
Contract type name	GDS Contract
Purpose of contract	General
Contract start date	01/04/2006
Contract end date	

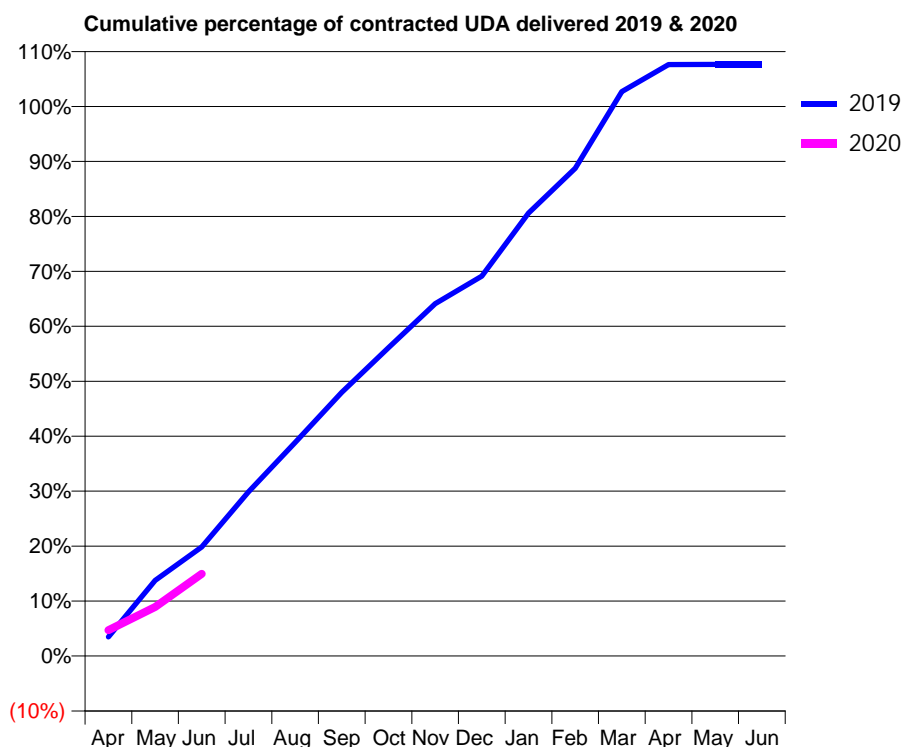
19/20 Contracted general activity (UDA)	17,348
Carry forward general activity (UDA)	0
19/20 Contracted orthodontic activity (UOA)	0
Carry forward orthodontic activity (UOA)	0
Baseline contract value	£486,922.85

ACCESS*

Patients seen in 24 months	Total	Change since previous quarter
Quarter ending June 2018	7,125	
Quarter ending September 2018	7,166	→
Quarter ending December 2018	7,112	→
Quarter ending March 2019	7,360	↑
Quarter ending June 2019	7,321	→
Variance since June 2018	2.8%	↑



ACTIVITY



Month	Adjusted Scheduled Activity (UDA)	
	2019	2020
April	603	820
May	2,391	1,545
June	3,447	2,594
July	5,179	
August	6,740	
September	8,326	
October	9,731	
November	11,123	
December	11,991	
January	13,981	
February	15,399	
March	17,815	
April	18,670	
May	18,676	
June	18,675	

QUALITY

	Quantity	Base Number	Contract	AT	Region	England
% of FP17s for the same patient ID Re-attending within 3 months - Children	17	466	3.6%	9.8%	11.2%	11.4%
% of FP17s for the same patient ID Re-attending within 3 months - Adults	180	1,589	11.3%	13.5%	14.8%	15.4%
% of FP17s for the same patient ID Re-attending between 3 & 9 months - Children	284	466	60.9%	63.2%	60.9%	59.8%
% of FP17s for the same patient ID Re-attending between 3 & 9 months - Adults	797	1,589	50.2%	57.2%	53.2%	52.1%
% of FP17s for Band 1 Urgent Courses	146	1,606	9.1%	7.0%	8.3%	9.2%
% of FP17s Relating to Free Repair or Replacements	13	1,606	0.8%	0.7%	0.7%	0.7%
% of FP17s Relating to Continuations	21	1,606	1.3%	1.0%	0.8%	0.8%
% of Patients satisfied with the dentistry they have received	3	3	N/A	92.3%	93.2%	93.4%
% of Patients satisfied with the time they had to wait for an appointment	2	3	N/A	86.3%	88.5%	87.6%

* This is based on patients treated on this contract for their most recent course of treatment. Figures in italics indicate the base number of FP17s or Patient Questionnaire responses are less than 100. N/A is shown where the base number of responses is less than 10 during the period. % is calculated as Quantity/Base number*100

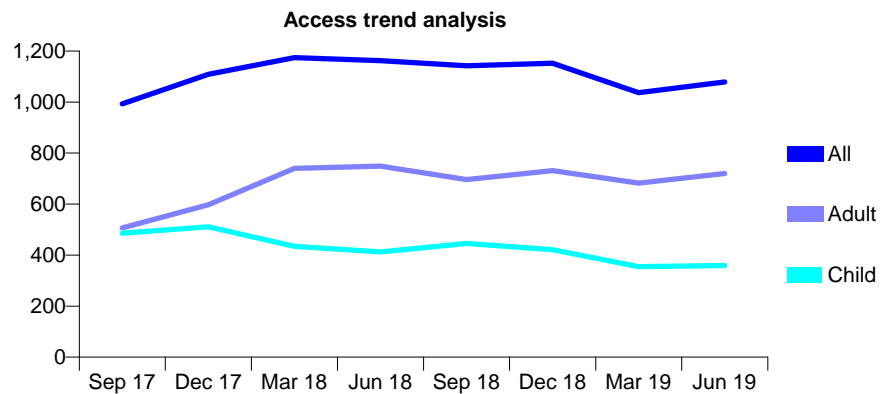
Q55 - Vital Signs At a Glance Contract Report for 810584/0002 - June 2019

Name or company name	MR PR THORPE
Contract type name	GDS Contract
Purpose of contract	General
Contract start date	01/07/2008
Contract end date	

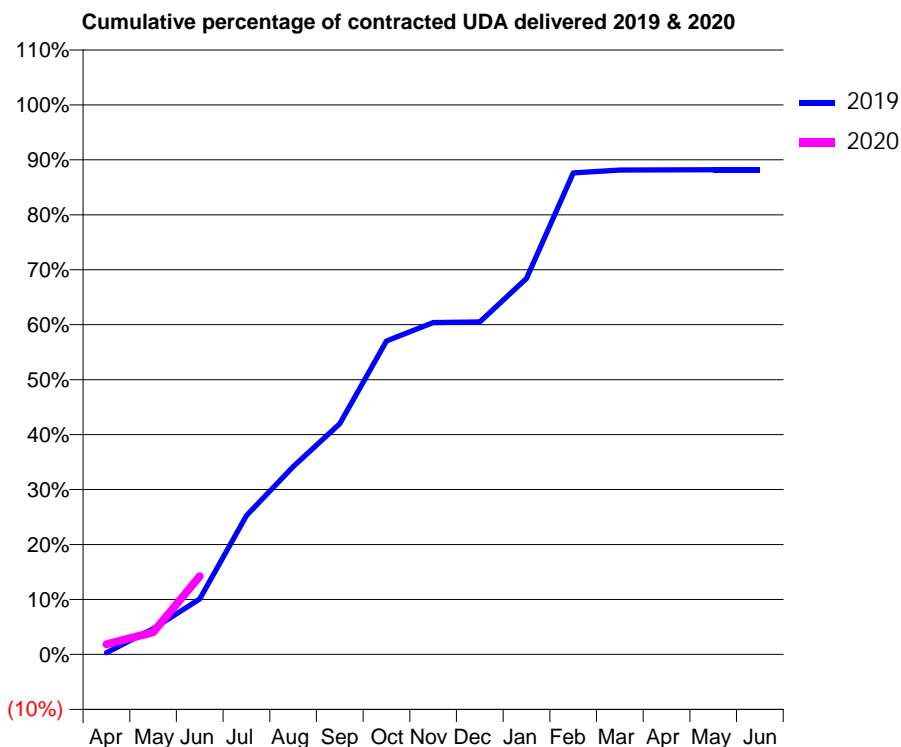
19/20 Contracted general activity (UDA)	3,000
Carry forward general activity (UDA)	0
19/20 Contracted orthodontic activity (UOA)	0
Carry forward orthodontic activity (UOA)	0
Baseline contract value	£116,806.24

ACCESS*

Patients seen in 24 months	Total	Change since previous quarter
Quarter ending June 2018	1,162	
Quarter ending September 2018	1,142	↓
Quarter ending December 2018	1,152	→
Quarter ending March 2019	1,037	↓
Quarter ending June 2019	1,079	↑
Variance since June 2018	(7.1%)	↓



ACTIVITY



Month	2019	2020
April	9	55
May	140	121
June	303	427
July	758	
August	1,026	
September	1,260	
October	1,711	
November	1,811	
December	1,815	
January	2,053	
February	2,628	
March	2,644	
April	2,645	
May	2,646	
June	2,646	

QUALITY

	Quantity	Base Number	Contract	AT	Region	England
% of FP17s for the same patient ID Re-attending within 3 months - Children	1	95	1.1%	9.8%	11.2%	11.4%
% of FP17s for the same patient ID Re-attending within 3 months - Adults	4	166	2.4%	13.5%	14.8%	15.4%
% of FP17s for the same patient ID Re-attending between 3 & 9 months - Children	30	95	31.6%	63.2%	60.9%	59.8%
% of FP17s for the same patient ID Re-attending between 3 & 9 months - Adults	19	166	11.4%	57.2%	53.2%	52.1%
% of FP17s for Band 1 Urgent Courses	16	259	6.2%	7.0%	8.3%	9.2%
% of FP17s Relating to Free Repair or Replacements	2	259	0.8%	0.7%	0.7%	0.7%
% of FP17s Relating to Continuations	1	259	0.4%	1.0%	0.8%	0.8%
% of Patients satisfied with the dentistry they have received	0	0	N/A	92.3%	93.2%	93.4%
% of Patients satisfied with the time they had to wait for an appointment	0	0	N/A	86.3%	88.5%	87.6%

* This is based on patients treated on this contract for their most recent course of treatment. Figures in italics indicate the base number of FP17s or Patient Questionnaire responses are less than 100. N/A is shown where the base number of responses is less than 10 during the period. % is calculated as Quantity/Base number*100

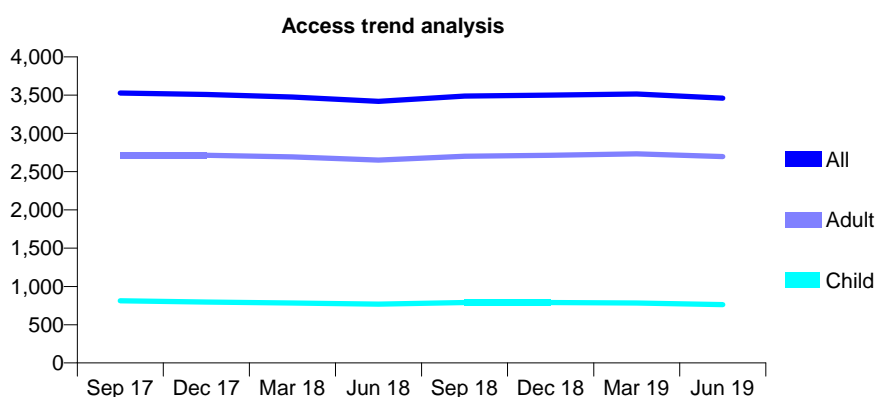
Q55 - Vital Signs At a Glance Contract Report for 813532/0001 - June 2019

Name or company name	Chatworth Dental Care
Contract type name	GDS Contract
Purpose of contract	General
Contract start date	01/04/2006
Contract end date	

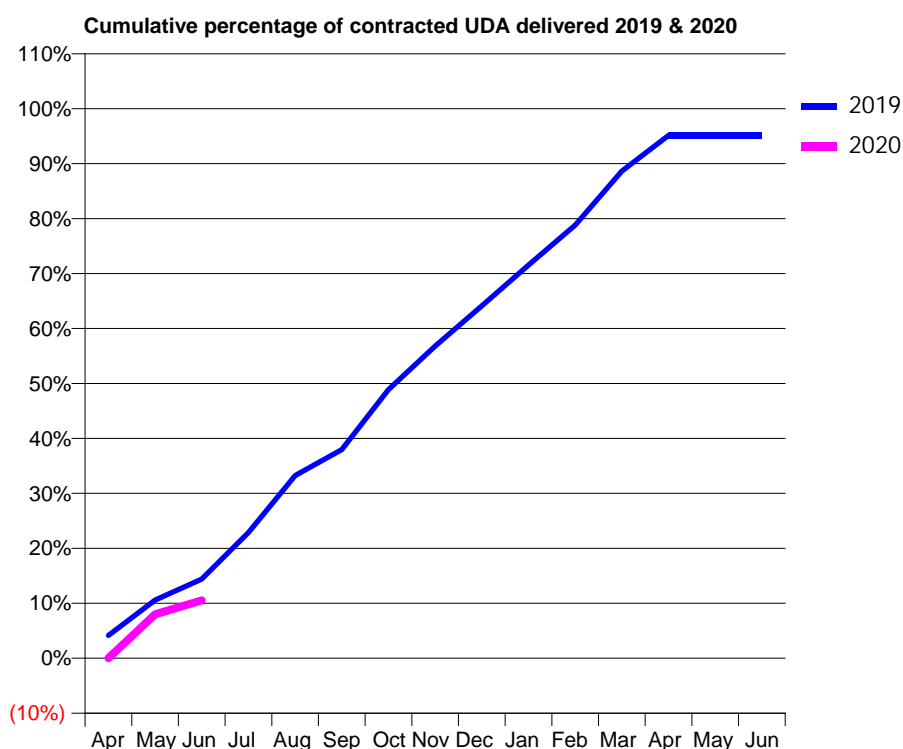
19/20 Contracted general activity (UDA)	10,083
Carry forward general activity (UDA)	0
19/20 Contracted orthodontic activity (UOA)	0
Carry forward orthodontic activity (UOA)	0
Baseline contract value	£326,808.56

ACCESS*

Patients seen in 24 months	Total	Change since previous quarter
Quarter ending June 2018	3,418	
Quarter ending September 2018	3,488	↑
Quarter ending December 2018	3,500	→
Quarter ending March 2019	3,515	→
Quarter ending June 2019	3,461	↓
Variance since June 2018	1.3%	→



ACTIVITY



Month	Adjusted Scheduled Activity (UDA)	
	2019	2020
April	503	0
May	1,281	805
June	1,741	1,063
July	2,764	
August	4,015	
September	4,588	
October	5,908	
November	6,864	
December	7,749	
January	8,642	
February	9,523	
March	10,710	
April	11,495	
May	11,496	
June	11,496	

QUALITY

	Quantity	Base Number	Contract	AT	Region	England
% of FP17s for the same patient ID Re-attending within 3 months - Children	6	170	3.5%	9.8%	11.2%	11.4%
% of FP17s for the same patient ID Re-attending within 3 months - Adults	113	678	16.7%	13.5%	14.8%	15.4%
% of FP17s for the same patient ID Re-attending between 3 & 9 months - Children	107	170	62.9%	63.2%	60.9%	59.8%
% of FP17s for the same patient ID Re-attending between 3 & 9 months - Adults	436	678	64.3%	57.2%	53.2%	52.1%
% of FP17s for Band 1 Urgent Courses	49	546	9.0%	7.0%	8.3%	9.2%
% of FP17s Relating to Free Repair or Replacements	1	546	0.2%	0.7%	0.7%	0.7%
% of FP17s Relating to Continuations	13	546	2.4%	1.0%	0.8%	0.8%
% of Patients satisfied with the dentistry they have received	3	3	N/A	92.3%	93.2%	93.4%
% of Patients satisfied with the time they had to wait for an appointment	2	3	N/A	86.3%	88.5%	87.6%

* This is based on patients treated on this contract for their most recent course of treatment.

Figures in italics indicate the base number of FP17s or Patient Questionnaire responses are less than 100. N/A is shown where the base number of responses is less than 10 during the period. % is calculated as Quantity/Base number*100

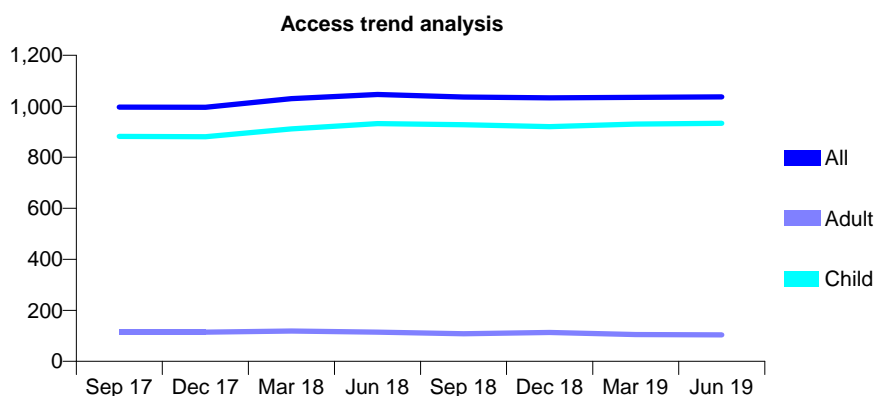
Q55 - Vital Signs At a Glance Contract Report for 813842/0002 - June 2019

Name or company name	MR DA DUNNING
Contract type name	GDS Contract
Purpose of contract	General and Orthodontic
Contract start date	01/04/2006
Contract end date	

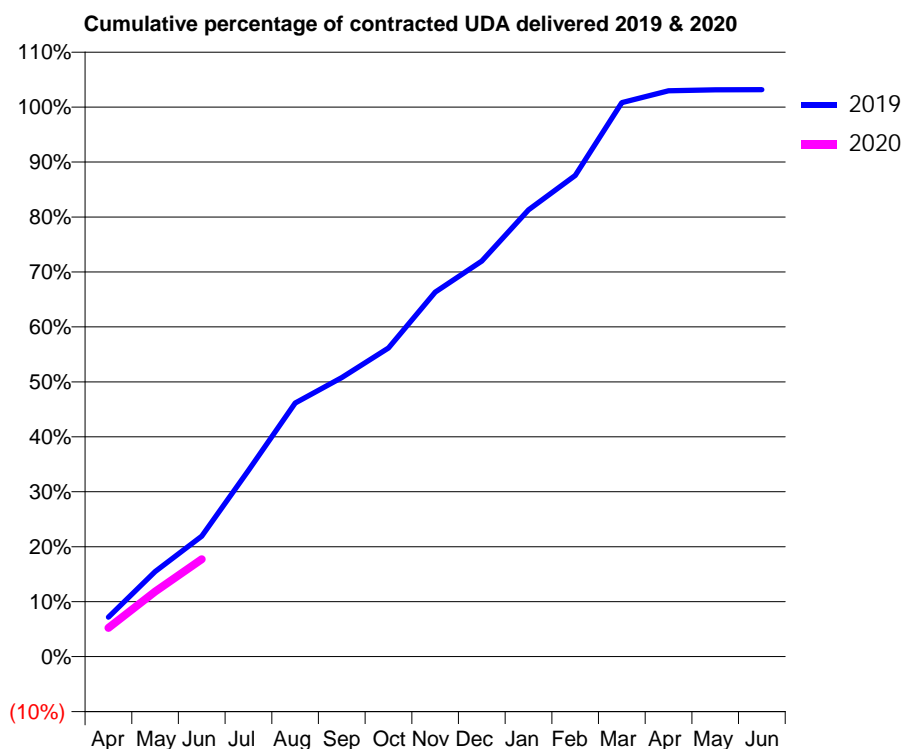
19/20 Contracted general activity (UDA)	2,012
Carry forward general activity (UDA)	0
19/20 Contracted orthodontic activity (UOA)	423
Carry forward orthodontic activity (UOA)	0
Baseline contract value	£73,723.07

ACCESS*

Patients seen in 24 months	Total	Change since previous quarter
Quarter ending June 2018	1,046	
Quarter ending September 2018	1,036	→
Quarter ending December 2018	1,033	→
Quarter ending March 2019	1,035	→
Quarter ending June 2019	1,037	→
Variance since June 2018	(0.9%)	→



ACTIVITY



Month	Adjusted Scheduled Activity (UDA)	
	2019	2020
April	145	105
May	311	239
June	441	357
July	682	
August	929	
September	1,022	
October	1,130	
November	1,335	
December	1,448	
January	1,636	
February	1,762	
March	2,029	
April	2,072	
May	2,075	
June	2,076	

QUALITY

	Quantity	Base Number	Contract	AT	Region	England
% of FP17s for the same patient ID Re-attending within 3 months - Children	34	322	10.6%	9.8%	11.2%	11.4%
% of FP17s for the same patient ID Re-attending within 3 months - Adults	0	11	0.0%	13.5%	14.8%	15.4%
% of FP17s for the same patient ID Re-attending between 3 & 9 months - Children	217	322	67.4%	63.2%	60.9%	59.8%
% of FP17s for the same patient ID Re-attending between 3 & 9 months - Adults	8	11	72.7%	57.2%	53.2%	52.1%
% of FP17s for Band 1 Urgent Courses	8	288	2.8%	7.0%	8.3%	9.2%
% of FP17s Relating to Free Repair or Replacements	0	288	0.0%	0.7%	0.7%	0.7%
% of FP17s Relating to Continuations	0	288	0.0%	1.0%	0.8%	0.8%
% of Patients satisfied with the dentistry they have received	0	0	N/A	92.3%	93.2%	93.4%
% of Patients satisfied with the time they had to wait for an appointment	0	0	N/A	86.3%	88.5%	87.6%

* This is based on patients treated on this contract for their most recent course of treatment. Figures in italics indicate the base number of FP17s or Patient Questionnaire responses are less than 100. N/A is shown where the base number of responses is less than 10 during the period. % is calculated as Quantity/Base number*100

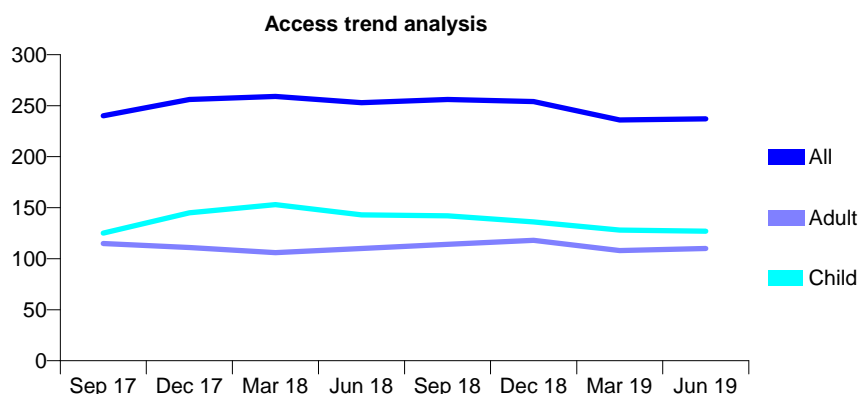
Q55 - Vital Signs At a Glance Contract Report for 819417/0001 - June 2019

Name or company name	MRS HM BAKER
Contract type name	GDS Contract
Purpose of contract	General
Contract start date	01/04/2006
Contract end date	

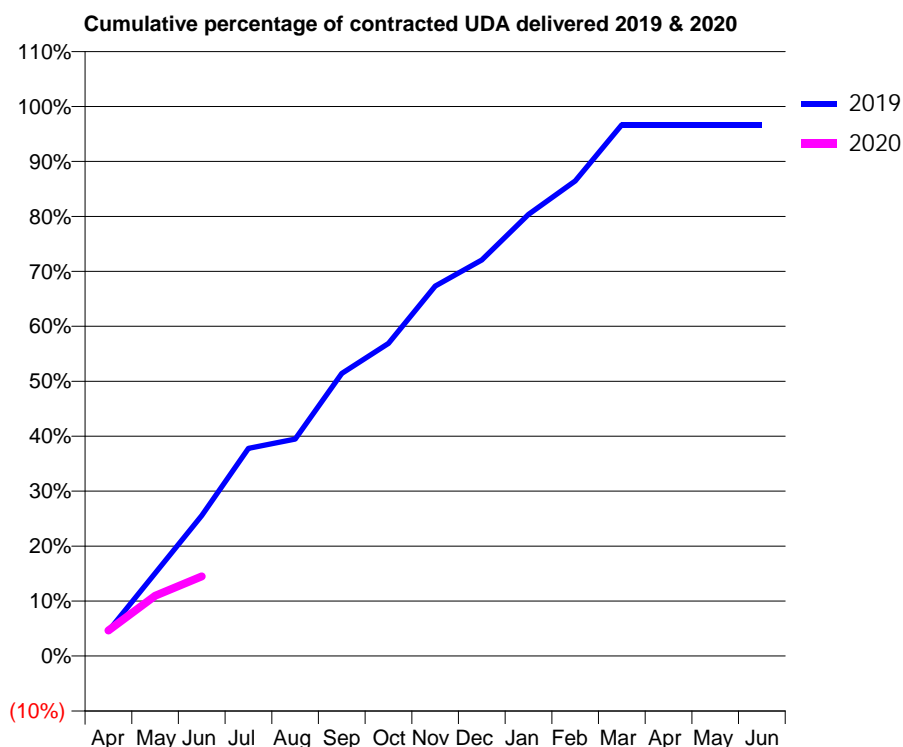
19/20 Contracted general activity (UDA)	617
Carry forward general activity (UDA)	0
19/20 Contracted orthodontic activity (UOA)	0
Carry forward orthodontic activity (UOA)	0
Baseline contract value	£14,277.18

ACCESS*

Patients seen in 24 months	Total	Change since previous quarter
Quarter ending June 2018	253	
Quarter ending September 2018	256	→
Quarter ending December 2018	254	→
Quarter ending March 2019	236	↓
Quarter ending June 2019	237	→
Variance since June 2018	(6.3%)	↓



ACTIVITY



Month	Adjusted Scheduled Activity (UDA)	
	2019	2020
April	28	29
May	93	68
June	158	89
July	233	
August	244	
September	317	
October	351	
November	415	
December	445	
January	496	
February	533	
March	596	
April	596	
May	596	
June	596	

QUALITY

	Quantity	Base Number	Contract	AT	Region	England
% of FP17s for the same patient ID Re-attending within 3 months - Children	0	25	0.0%	9.8%	11.2%	11.4%
% of FP17s for the same patient ID Re-attending within 3 months - Adults	3	48	6.3%	13.5%	14.8%	15.4%
% of FP17s for the same patient ID Re-attending between 3 & 9 months - Children	19	25	76.0%	63.2%	60.9%	59.8%
% of FP17s for the same patient ID Re-attending between 3 & 9 months - Adults	24	48	50.0%	57.2%	53.2%	52.1%
% of FP17s for Band 1 Urgent Courses	17	72	23.6%	7.0%	8.3%	9.2%
% of FP17s Relating to Free Repair or Replacements	0	72	0.0%	0.7%	0.7%	0.7%
% of FP17s Relating to Continuations	0	72	0.0%	1.0%	0.8%	0.8%
% of Patients satisfied with the dentistry they have received	0	0	N/A	92.3%	93.2%	93.4%
% of Patients satisfied with the time they had to wait for an appointment	0	0	N/A	86.3%	88.5%	87.6%

* This is based on patients treated on this contract for their most recent course of treatment. Figures in italics indicate the base number of FP17s or Patient Questionnaire responses are less than 100. N/A is shown where the base number of responses is less than 10 during the period. % is calculated as Quantity/Base number*100

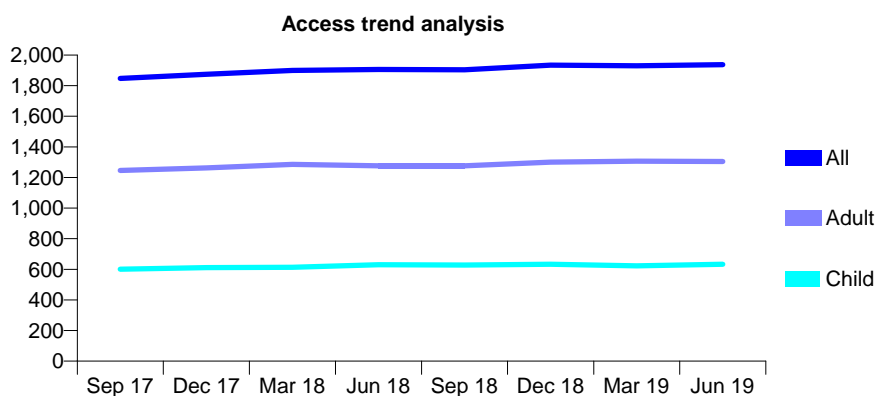
Q55 - Vital Signs At a Glance Contract Report for 819700/0001 - June 2019

Name or company name	MR JS SAGOO
Contract type name	GDS Contract
Purpose of contract	General
Contract start date	01/04/2006
Contract end date	

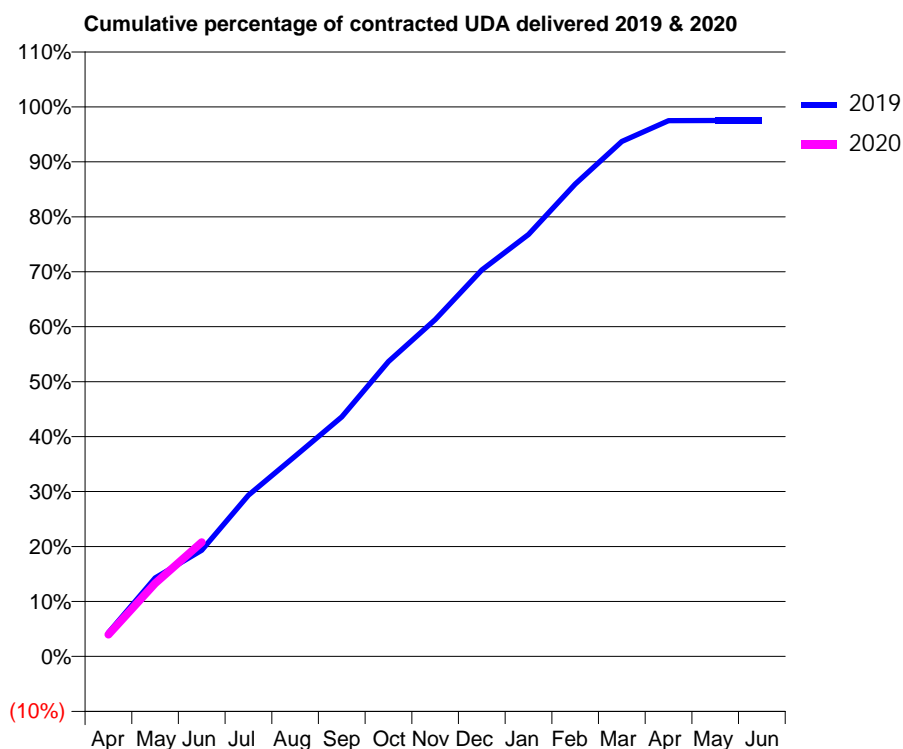
19/20 Contracted general activity (UDA)	5,119
Carry forward general activity (UDA)	0
19/20 Contracted orthodontic activity (UOA)	0
Carry forward orthodontic activity (UOA)	0
Baseline contract value	£152,442.48

ACCESS*

Patients seen in 24 months	Total	Change since previous quarter
Quarter ending June 2018	1,906	
Quarter ending September 2018	1,904	→
Quarter ending December 2018	1,934	→
Quarter ending March 2019	1,930	→
Quarter ending June 2019	1,938	→
Variance since June 2018	1.7%	→



ACTIVITY



Month	2019	2020
April	265	203
May	875	680
June	1,182	1,064
July	1,795	
August	2,231	
September	2,666	
October	3,283	
November	3,750	
December	4,302	
January	4,697	
February	5,259	
March	5,734	
April	5,966	
May	5,967	
June	5,967	

QUALITY

	Quantity	Base Number	Contract	AT	Region	England
% of FP17s for the same patient ID Re-attending within 3 months - Children	14	169	8.3%	9.8%	11.2%	11.4%
% of FP17s for the same patient ID Re-attending within 3 months - Adults	73	367	19.9%	13.5%	14.8%	15.4%
% of FP17s for the same patient ID Re-attending between 3 & 9 months - Children	92	169	54.4%	63.2%	60.9%	59.8%
% of FP17s for the same patient ID Re-attending between 3 & 9 months - Adults	144	367	39.2%	57.2%	53.2%	52.1%
% of FP17s for Band 1 Urgent Courses	23	443	5.2%	7.0%	8.3%	9.2%
% of FP17s Relating to Free Repair or Replacements	4	443	0.9%	0.7%	0.7%	0.7%
% of FP17s Relating to Continuations	19	443	4.3%	1.0%	0.8%	0.8%
% of Patients satisfied with the dentistry they have received	0	0	N/A	92.3%	93.2%	93.4%
% of Patients satisfied with the time they had to wait for an appointment	0	0	N/A	86.3%	88.5%	87.6%

* This is based on patients treated on this contract for their most recent course of treatment. Figures in italics indicate the base number of FP17s or Patient Questionnaire responses are less than 100. N/A is shown where the base number of responses is less than 10 during the period. % is calculated as Quantity/Base number*100

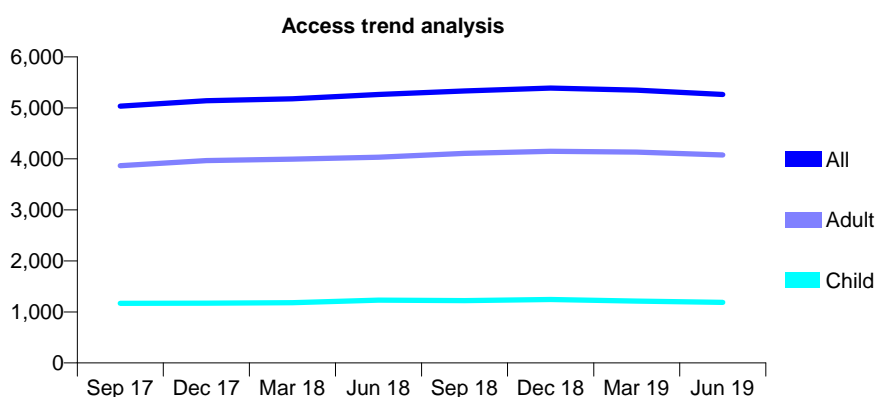
Q55 - Vital Signs At a Glance Contract Report for 819700/0002 - June 2019

Name or company name	MR JS SAGOO
Contract type name	GDS Contract
Purpose of contract	General
Contract start date	01/04/2006
Contract end date	

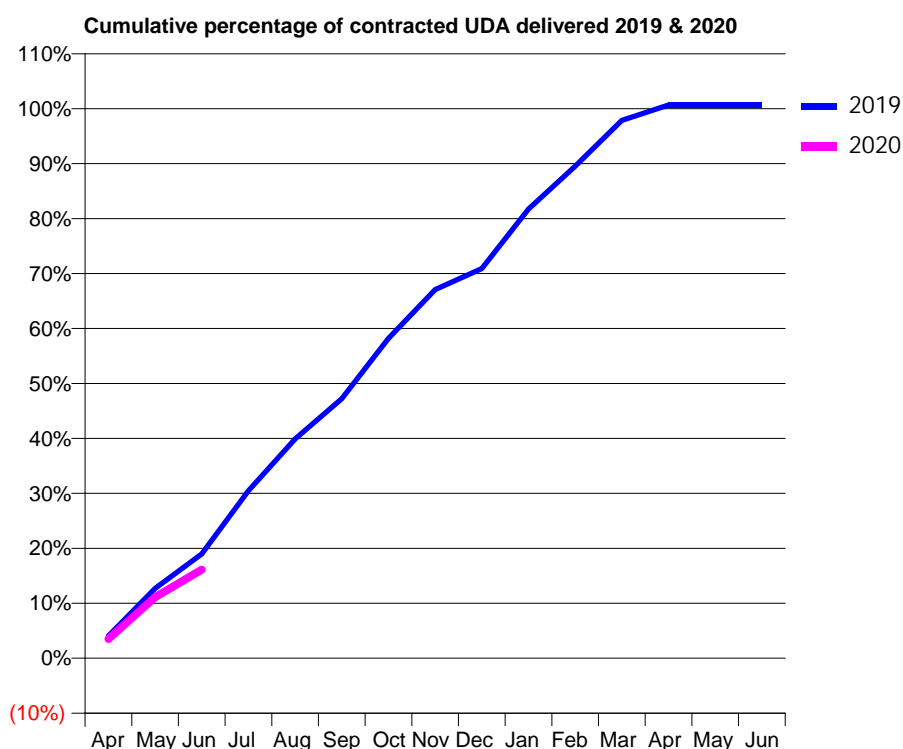
19/20 Contracted general activity (UDA)	13,394
Carry forward general activity (UDA)	0
19/20 Contracted orthodontic activity (UOA)	0
Carry forward orthodontic activity (UOA)	0
Baseline contract value	£339,932.18

ACCESS*

Patients seen in 24 months	Total	Change since previous quarter
Quarter ending June 2018	5,263	
Quarter ending September 2018	5,332	→
Quarter ending December 2018	5,390	→
Quarter ending March 2019	5,348	→
Quarter ending June 2019	5,264	↓
Variance since June 2018	0.0%	→



ACTIVITY



Month	Adjusted Scheduled Activity (UDA)	
	2019	2020
April	624	471
May	1,956	1,487
June	2,919	2,161
July	4,694	
August	6,144	
September	7,271	
October	8,961	
November	10,328	
December	10,914	
January	12,579	
February	13,783	
March	15,065	
April	15,495	
May	15,498	
June	15,498	

QUALITY

	Quantity	Base Number	Contract	AT	Region	England
% of FP17s for the same patient ID Re-attending within 3 months - Children	20	277	7.2%	9.8%	11.2%	11.4%
% of FP17s for the same patient ID Re-attending within 3 months - Adults	118	939	12.6%	13.5%	14.8%	15.4%
% of FP17s for the same patient ID Re-attending between 3 & 9 months - Children	139	277	50.2%	63.2%	60.9%	59.8%
% of FP17s for the same patient ID Re-attending between 3 & 9 months - Adults	471	939	50.2%	57.2%	53.2%	52.1%
% of FP17s for Band 1 Urgent Courses	53	1,053	5.0%	7.0%	8.3%	9.2%
% of FP17s Relating to Free Repair or Replacements	7	1,053	0.7%	0.7%	0.7%	0.7%
% of FP17s Relating to Continuations	28	1,053	2.7%	1.0%	0.8%	0.8%
% of Patients satisfied with the dentistry they have received	3	3	N/A	92.3%	93.2%	93.4%
% of Patients satisfied with the time they had to wait for an appointment	3	3	N/A	86.3%	88.5%	87.6%

* This is based on patients treated on this contract for their most recent course of treatment. Figures in italics indicate the base number of FP17s or Patient Questionnaire responses are less than 100. N/A is shown where the base number of responses is less than 10 during the period. % is calculated as Quantity/Base number*100

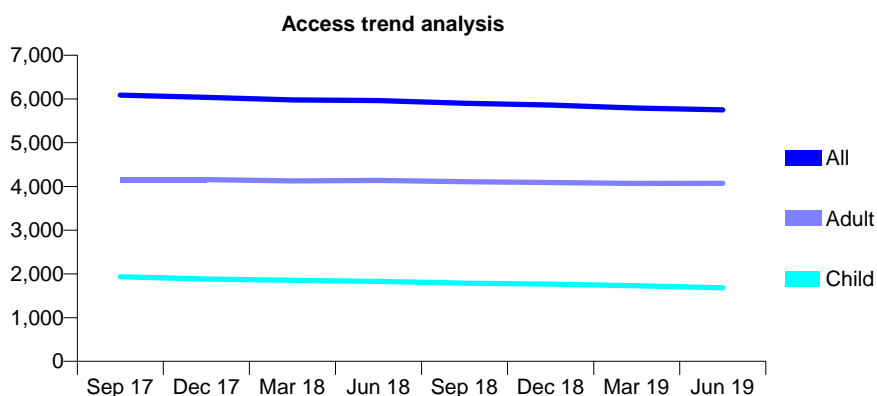
Q55 - Vital Signs At a Glance Contract Report for 825050/0001 - June 2019

Name or company name	MR LS MASTERSON
Contract type name	GDS Contract
Purpose of contract	General
Contract start date	01/04/2006
Contract end date	

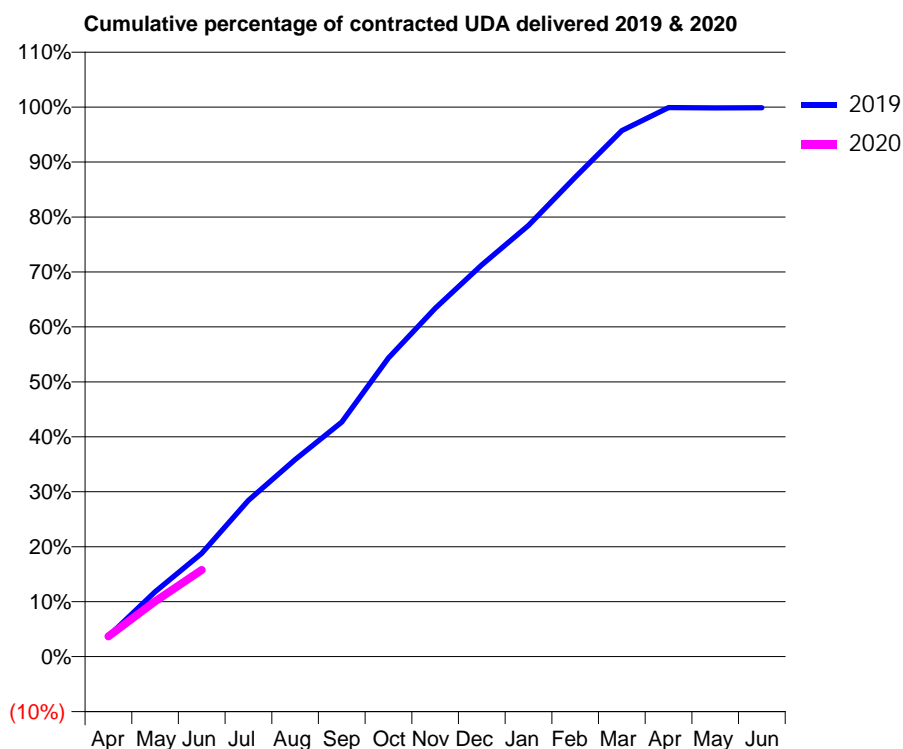
19/20 Contracted general activity (UDA)	18,209
Carry forward general activity (UDA)	0
19/20 Contracted orthodontic activity (UOA)	0
Carry forward orthodontic activity (UOA)	0
Baseline contract value	£446,061.26

ACCESS*

Patients seen in 24 months	Total	Change since previous quarter
Quarter ending June 2018	5,965	
Quarter ending September 2018	5,900	↓
Quarter ending December 2018	5,861	→
Quarter ending March 2019	5,794	↓
Quarter ending June 2019	5,750	→
Variance since June 2018	(3.6%)	↓



ACTIVITY



Month	Adjusted Scheduled Activity (UDA)	
	2019	2020
April	589	669
May	1,867	1,830
June	2,971	2,868
July	4,492	
August	5,669	
September	6,744	
October	8,587	
November	10,012	
December	11,264	
January	12,397	
February	13,782	
March	15,123	
April	15,783	
May	15,777	
June	15,779	

QUALITY

	Quantity	Base Number	Contract	AT	Region	England
% of FP17s for the same patient ID Re-attending within 3 months - Children	61	686	8.9%	9.8%	11.2%	11.4%
% of FP17s for the same patient ID Re-attending within 3 months - Adults	264	1,628	16.2%	13.5%	14.8%	15.4%
% of FP17s for the same patient ID Re-attending between 3 & 9 months - Children	483	686	70.4%	63.2%	60.9%	59.8%
% of FP17s for the same patient ID Re-attending between 3 & 9 months - Adults	1,145	1,628	70.3%	57.2%	53.2%	52.1%
% of FP17s for Band 1 Urgent Courses	176	1,902	9.3%	7.0%	8.3%	9.2%
% of FP17s Relating to Free Repair or Replacements	13	1,902	0.7%	0.7%	0.7%	0.7%
% of FP17s Relating to Continuations	25	1,902	1.3%	1.0%	0.8%	0.8%
% of Patients satisfied with the dentistry they have received	1	2	N/A	92.3%	93.2%	93.4%
% of Patients satisfied with the time they had to wait for an appointment	1	2	N/A	86.3%	88.5%	87.6%

* This is based on patients treated on this contract for their most recent course of treatment. Figures in italics indicate the base number of FP17s or Patient Questionnaire responses are less than 100. N/A is shown where the base number of responses is less than 10 during the period. % is calculated as Quantity/Base number*100

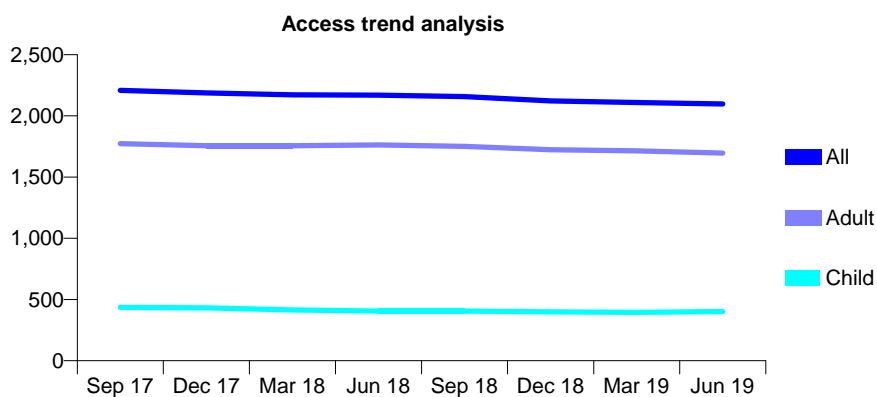
Q55 - Vital Signs At a Glance Contract Report for 829048/0002 - June 2019

Name or company name	MR BS CHATHA
Contract type name	GDS Contract
Purpose of contract	General
Contract start date	01/10/2007
Contract end date	

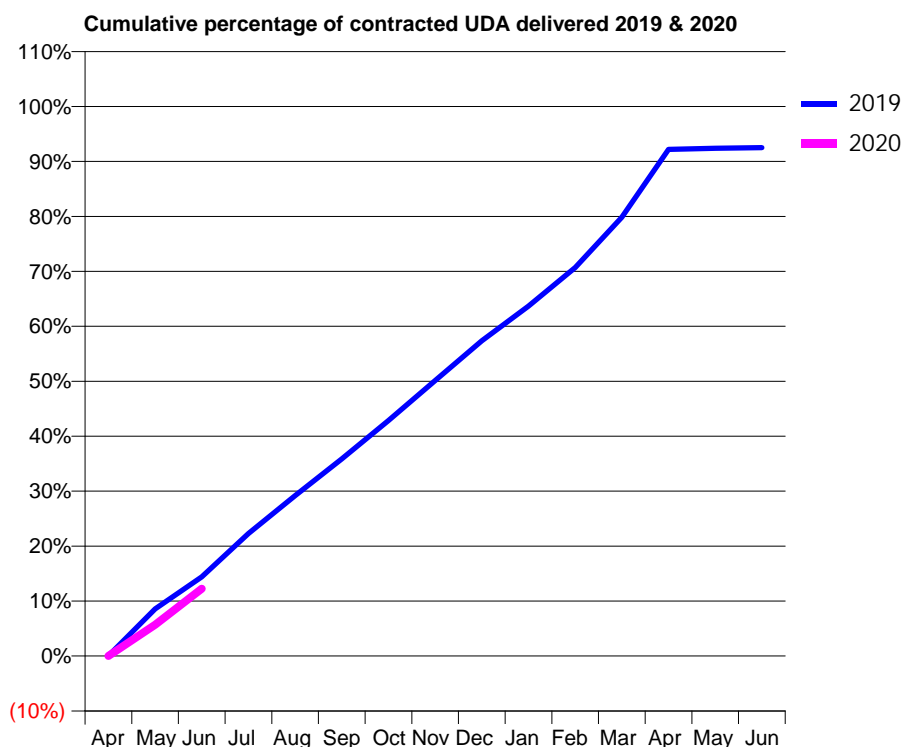
19/20 Contracted general activity (UDA)	9,028
Carry forward general activity (UDA)	0
19/20 Contracted orthodontic activity (UOA)	0
Carry forward orthodontic activity (UOA)	0
Baseline contract value	£258,835.45

ACCESS*

Patients seen in 24 months	Total	Change since previous quarter
Quarter ending June 2018	2,169	
Quarter ending September 2018	2,157	→
Quarter ending December 2018	2,123	↓
Quarter ending March 2019	2,109	→
Quarter ending June 2019	2,097	→
Variance since June 2018	(3.3%)	↓



ACTIVITY



Month	Adjusted Scheduled Activity (UDA)	
	2019	2020
April	4	0
May	774	513
June	1,301	1,105
July	2,012	
August	2,636	
September	3,237	
October	3,867	
November	4,528	
December	5,177	
January	5,749	
February	6,383	
March	7,206	
April	8,322	
May	8,341	
June	8,352	

QUALITY

	Quantity	Base Number	Contract	AT	Region	England
% of FP17s for the same patient ID Re-attending within 3 months - Children	9	166	5.4%	9.8%	11.2%	11.4%
% of FP17s for the same patient ID Re-attending within 3 months - Adults	79	751	10.5%	13.5%	14.8%	15.4%
% of FP17s for the same patient ID Re-attending between 3 & 9 months - Children	107	166	64.5%	63.2%	60.9%	59.8%
% of FP17s for the same patient ID Re-attending between 3 & 9 months - Adults	488	751	65.0%	57.2%	53.2%	52.1%
% of FP17s for Band 1 Urgent Courses	24	494	4.9%	7.0%	8.3%	9.2%
% of FP17s Relating to Free Repair or Replacements	4	494	0.8%	0.7%	0.7%	0.7%
% of FP17s Relating to Continuations	9	494	1.8%	1.0%	0.8%	0.8%
% of Patients satisfied with the dentistry they have received	2	2	N/A	92.3%	93.2%	93.4%
% of Patients satisfied with the time they had to wait for an appointment	2	2	N/A	86.3%	88.5%	87.6%

* This is based on patients treated on this contract for their most recent course of treatment. Figures in italics indicate the base number of FP17s or Patient Questionnaire responses are less than 100. N/A is shown where the base number of responses is less than 10 during the period. % is calculated as Quantity/Base number*100

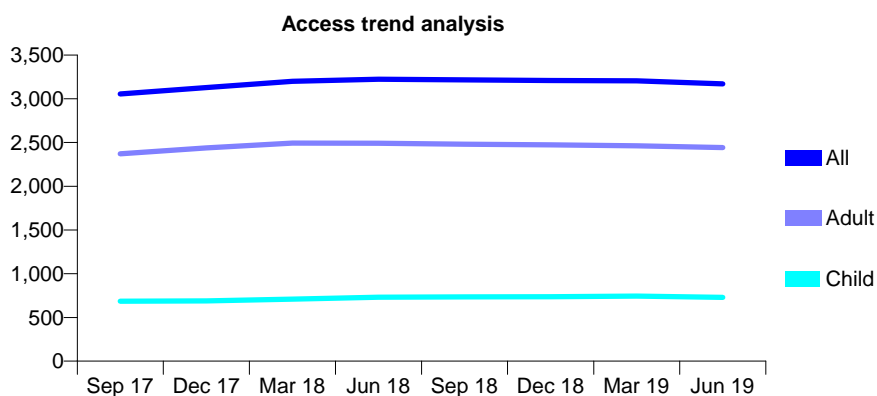
Q55 - Vital Signs At a Glance Contract Report for 833517/0001 - June 2019

Name or company name	MISS NS FRY
Contract type name	GDS Contract
Purpose of contract	General
Contract start date	01/04/2006
Contract end date	

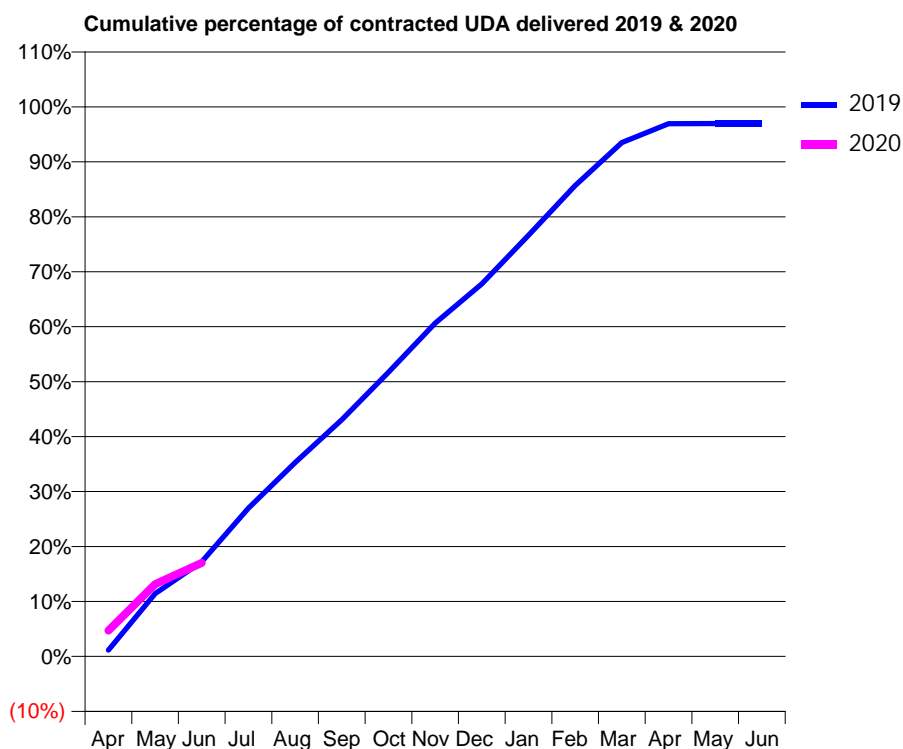
19/20 Contracted general activity (UDA)	8,960
Carry forward general activity (UDA)	0
19/20 Contracted orthodontic activity (UOA)	0
Carry forward orthodontic activity (UOA)	0
Baseline contract value	£210,333.22

ACCESS*

Patients seen in 24 months	Total	Change since previous quarter
Quarter ending June 2018	3,223	
Quarter ending September 2018	3,215	→
Quarter ending December 2018	3,209	→
Quarter ending March 2019	3,205	→
Quarter ending June 2019	3,171	↓
Variance since June 2018	(1.6%)	↓



ACTIVITY



Month	2019	2020
April	103	423
May	1,025	1,178
June	1,543	1,524
July	2,419	
August	3,164	
September	3,858	
October	4,632	
November	5,434	
December	6,075	
January	6,867	
February	7,679	
March	8,377	
April	8,685	
May	8,688	
June	8,688	

QUALITY

	Quantity	Base Number	Contract	AT	Region	England
% of FP17s for the same patient ID Re-attending within 3 months - Children	19	283	6.7%	9.8%	11.2%	11.4%
% of FP17s for the same patient ID Re-attending within 3 months - Adults	114	914	12.5%	13.5%	14.8%	15.4%
% of FP17s for the same patient ID Re-attending between 3 & 9 months - Children	204	283	72.1%	63.2%	60.9%	59.8%
% of FP17s for the same patient ID Re-attending between 3 & 9 months - Adults	677	914	74.1%	57.2%	53.2%	52.1%
% of FP17s for Band 1 Urgent Courses	96	1,000	9.6%	7.0%	8.3%	9.2%
% of FP17s Relating to Free Repair or Replacements	8	1,000	0.8%	0.7%	0.7%	0.7%
% of FP17s Relating to Continuations	8	1,000	0.8%	1.0%	0.8%	0.8%
% of Patients satisfied with the dentistry they have received	0	0	N/A	92.3%	93.2%	93.4%
% of Patients satisfied with the time they had to wait for an appointment	0	0	N/A	86.3%	88.5%	87.6%

* This is based on patients treated on this contract for their most recent course of treatment. Figures in italics indicate the base number of FP17s or Patient Questionnaire responses are less than 100. N/A is shown where the base number of responses is less than 10 during the period. % is calculated as Quantity/Base number*100

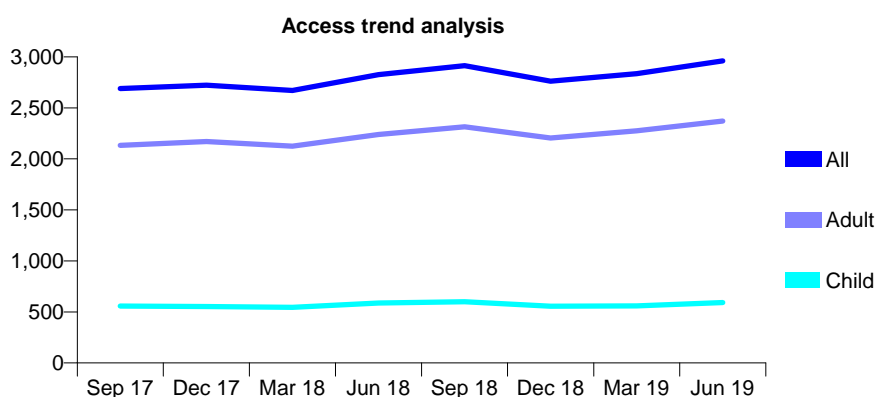
Q55 - Vital Signs At a Glance Contract Report for 836117/0001 - June 2019

Name or company name	MR RS RUPRA
Contract type name	GDS Contract
Purpose of contract	General
Contract start date	01/10/2007
Contract end date	

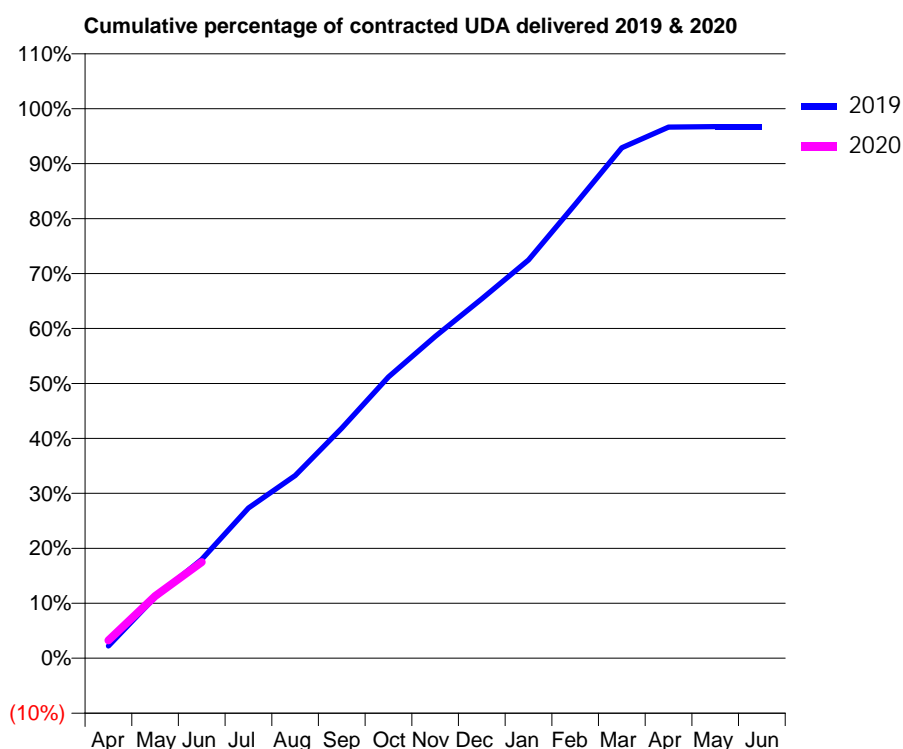
19/20 Contracted general activity (UDA)	9,028
Carry forward general activity (UDA)	0
19/20 Contracted orthodontic activity (UOA)	0
Carry forward orthodontic activity (UOA)	0
Baseline contract value	£258,835.45

ACCESS*

Patients seen in 24 months	Total	Change since previous quarter
Quarter ending June 2018	2,825	
Quarter ending September 2018	2,914	↑
Quarter ending December 2018	2,761	↓
Quarter ending March 2019	2,834	↑
Quarter ending June 2019	2,961	↑
Variance since June 2018	4.8%	↑



ACTIVITY



Adjusted Scheduled Activity (UDA)		
Month	2019	2020
April	200	292
May	1,002	1,022
June	1,625	1,578
July	2,468	
August	3,000	
September	3,779	
October	4,621	
November	5,285	
December	5,904	
January	6,543	
February	7,459	
March	8,385	
April	8,725	
May	8,732	
June	8,732	

QUALITY

	Quantity	Base Number	Contract	AT	Region	England
% of FP17s for the same patient ID Re-attending within 3 months - Children	15	261	5.7%	9.8%	11.2%	11.4%
% of FP17s for the same patient ID Re-attending within 3 months - Adults	75	1,001	7.5%	13.5%	14.8%	15.4%
% of FP17s for the same patient ID Re-attending between 3 & 9 months - Children	150	261	57.5%	63.2%	60.9%	59.8%
% of FP17s for the same patient ID Re-attending between 3 & 9 months - Adults	606	1,001	60.5%	57.2%	53.2%	52.1%
% of FP17s for Band 1 Urgent Courses	49	1,024	4.8%	7.0%	8.3%	9.2%
% of FP17s Relating to Free Repair or Replacements	5	1,024	0.5%	0.7%	0.7%	0.7%
% of FP17s Relating to Continuations	8	1,024	0.8%	1.0%	0.8%	0.8%
% of Patients satisfied with the dentistry they have received	1	1	N/A	92.3%	93.2%	93.4%
% of Patients satisfied with the time they had to wait for an appointment	1	1	N/A	86.3%	88.5%	87.6%

* This is based on patients treated on this contract for their most recent course of treatment.

Figures in italics indicate the base number of FP17s or Patient Questionnaire responses are less than 100. N/A is shown where the base number of responses is less than 10 during the period. % is calculated as Quantity/Base number*100

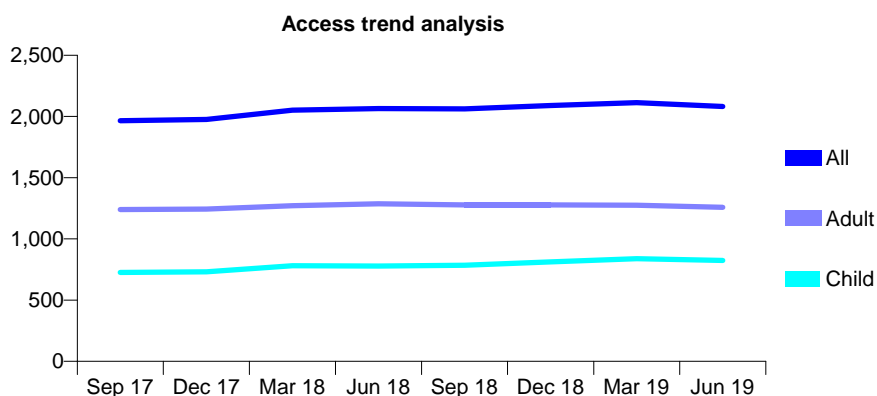
Q55 - Vital Signs At a Glance Contract Report for 836362/0001 - June 2019

Name or company name	MR MM OSMAN
Contract type name	GDS Contract
Purpose of contract	General
Contract start date	01/04/2006
Contract end date	

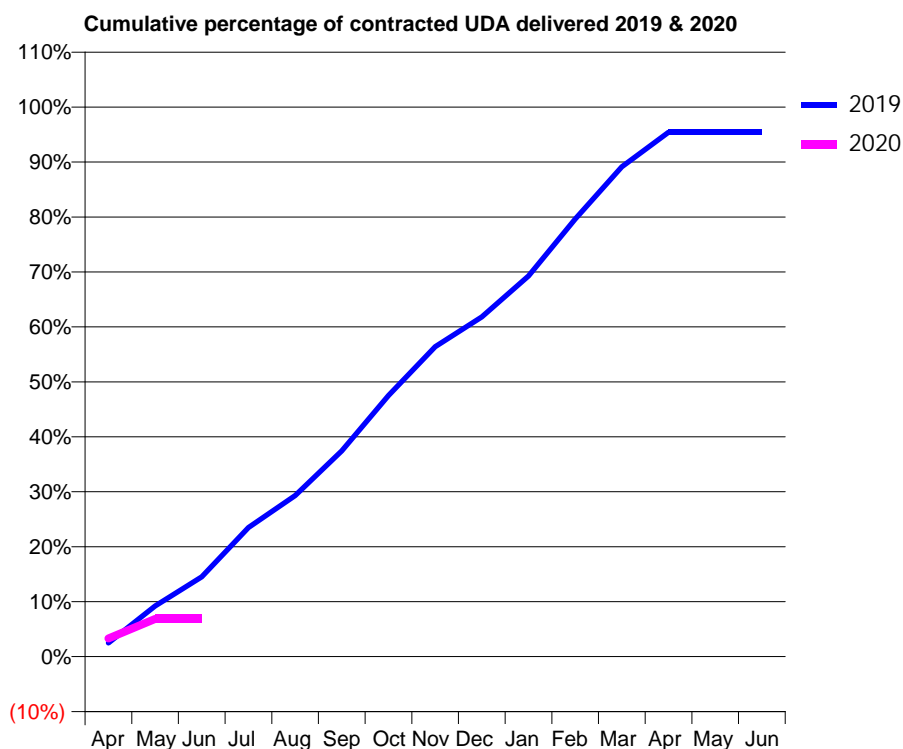
19/20 Contracted general activity (UDA)	5,819
Carry forward general activity (UDA)	0
19/20 Contracted orthodontic activity (UOA)	0
Carry forward orthodontic activity (UOA)	0
Baseline contract value	£133,916.31

ACCESS*

Patients seen in 24 months	Total	Change since previous quarter
Quarter ending June 2018	2,065	
Quarter ending September 2018	2,063	→
Quarter ending December 2018	2,090	→
Quarter ending March 2019	2,113	→
Quarter ending June 2019	2,082	↓
Variance since June 2018	0.8%	→



ACTIVITY



Month	Adjusted Scheduled Activity (UDA)	
	2019	2020
April	144	193
May	537	398
June	846	398
July	1,367	
August	1,706	
September	2,178	
October	2,764	
November	3,281	
December	3,597	
January	4,031	
February	4,634	
March	5,186	
April	5,552	
May	5,552	
June	5,552	

QUALITY

	Quantity	Base Number	Contract	AT	Region	England
% of FP17s for the same patient ID Re-attending within 3 months - Children	14	191	7.3%	9.8%	11.2%	11.4%
% of FP17s for the same patient ID Re-attending within 3 months - Adults	22	240	9.2%	13.5%	14.8%	15.4%
% of FP17s for the same patient ID Re-attending between 3 & 9 months - Children	134	191	70.2%	63.2%	60.9%	59.8%
% of FP17s for the same patient ID Re-attending between 3 & 9 months - Adults	159	240	66.3%	57.2%	53.2%	52.1%
% of FP17s for Band 1 Urgent Courses	17	262	6.5%	7.0%	8.3%	9.2%
% of FP17s Relating to Free Repair or Replacements	0	262	0.0%	0.7%	0.7%	0.7%
% of FP17s Relating to Continuations	1	262	0.4%	1.0%	0.8%	0.8%
% of Patients satisfied with the dentistry they have received	0	0	N/A	92.3%	93.2%	93.4%
% of Patients satisfied with the time they had to wait for an appointment	0	0	N/A	86.3%	88.5%	87.6%

* This is based on patients treated on this contract for their most recent course of treatment. Figures in italics indicate the base number of FP17s or Patient Questionnaire responses are less than 100. N/A is shown where the base number of responses is less than 10 during the period. % is calculated as Quantity/Base number*100

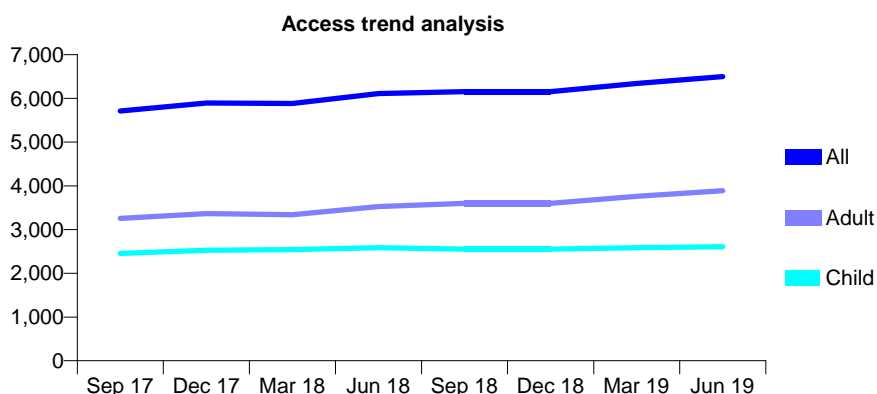
Q55 - Vital Signs At a Glance Contract Report for 860298/0001 - June 2019

Name or company name	MR KS BOLA
Contract type name	GDS Contract
Purpose of contract	General
Contract start date	30/01/2011
Contract end date	

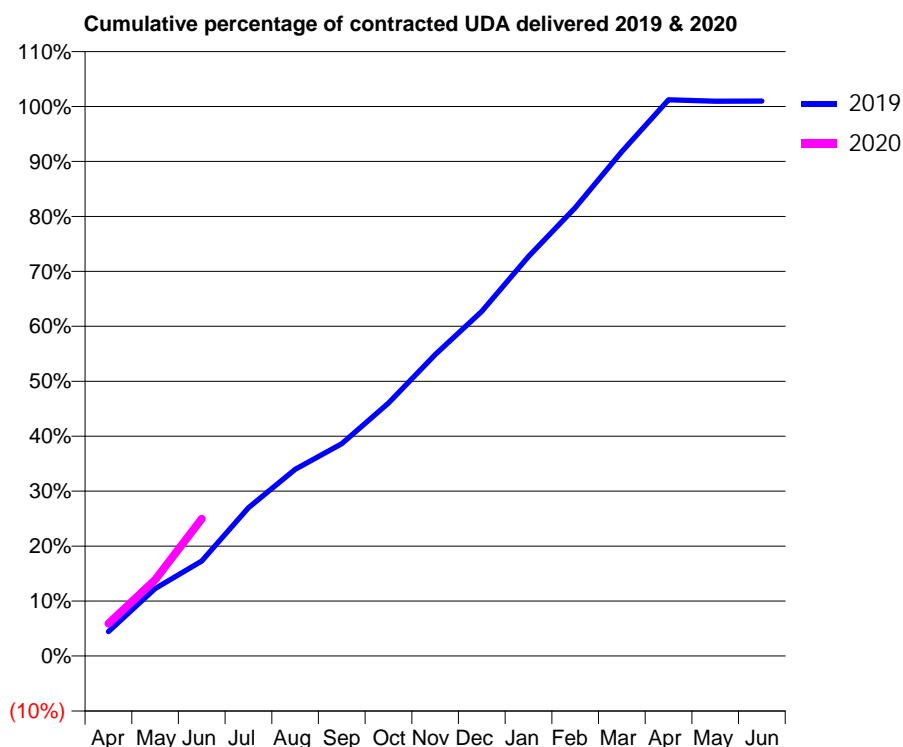
19/20 Contracted general activity (UDA)	12,926
Carry forward general activity (UDA)	0
19/20 Contracted orthodontic activity (UOA)	0
Carry forward orthodontic activity (UOA)	0
Baseline contract value	£365,418.99

ACCESS*

Patients seen in 24 months	Total	Change since previous quarter
Quarter ending June 2018	6,112	
Quarter ending September 2018	6,155	→
Quarter ending December 2018	6,155	→
Quarter ending March 2019	6,344	↑
Quarter ending June 2019	6,498	↑
Variance since June 2018	6.3%	↑



ACTIVITY



Month	Adjusted Scheduled Activity (UDA)	
	2019	2020
April	888	764
May	2,444	1,796
June	3,445	3,229
July	5,377	
August	6,773	
September	7,699	
October	9,169	
November	10,932	
December	12,497	
January	14,491	
February	16,259	
March	18,290	
April	20,165	
May	20,116	
June	20,123	

QUALITY

	Quantity	Base Number	Contract	AT	Region	England
% of FP17s for the same patient ID Re-attending within 3 months - Children	78	1,041	7.5%	9.8%	11.2%	11.4%
% of FP17s for the same patient ID Re-attending within 3 months - Adults	192	1,607	11.9%	13.5%	14.8%	15.4%
% of FP17s for the same patient ID Re-attending between 3 & 9 months - Children	685	1,041	65.8%	63.2%	60.9%	59.8%
% of FP17s for the same patient ID Re-attending between 3 & 9 months - Adults	923	1,607	57.4%	57.2%	53.2%	52.1%
% of FP17s for Band 1 Urgent Courses	126	1,743	7.2%	7.0%	8.3%	9.2%
% of FP17s Relating to Free Repair or Replacements	14	1,743	0.8%	0.7%	0.7%	0.7%
% of FP17s Relating to Continuations	12	1,743	0.7%	1.0%	0.8%	0.8%
% of Patients satisfied with the dentistry they have received	14	16	87.5%	92.3%	93.2%	93.4%
% of Patients satisfied with the time they had to wait for an appointment	10	16	62.5%	86.3%	88.5%	87.6%

* This is based on patients treated on this contract for their most recent course of treatment. Figures in italics indicate the base number of FP17s or Patient Questionnaire responses are less than 100. N/A is shown where the base number of responses is less than 10 during the period. % is calculated as Quantity/Base number*100

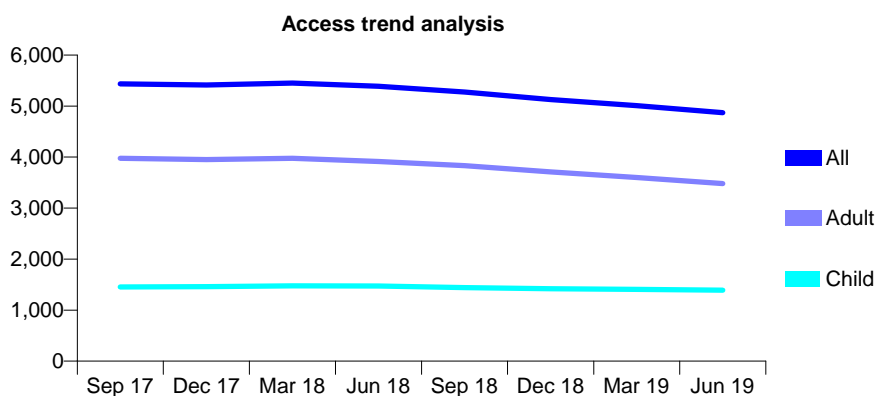
Q55 - Vital Signs At a Glance Contract Report for 860549/0001 - June 2019

Name or company name	MR CJ NAVARRO
Contract type name	GDS Contract
Purpose of contract	General
Contract start date	01/04/2006
Contract end date	

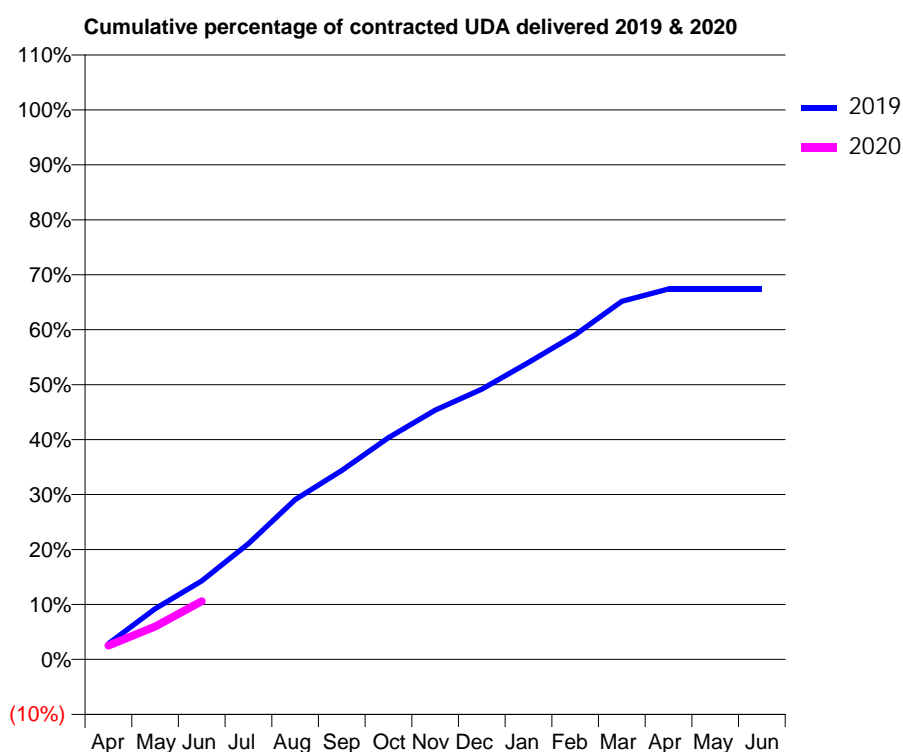
19/20 Contracted general activity (UDA)	15,500
Carry forward general activity (UDA)	0
19/20 Contracted orthodontic activity (UOA)	0
Carry forward orthodontic activity (UOA)	0
Baseline contract value	£424,570.67

ACCESS*

Patients seen in 24 months	Total	Change since previous quarter
Quarter ending June 2018	5,386	
Quarter ending September 2018	5,274	↓
Quarter ending December 2018	5,128	↓
Quarter ending March 2019	5,008	↓
Quarter ending June 2019	4,871	↓
Variance since June 2018	(9.6%)	↓



ACTIVITY



Month	2019	2020
April	447	393
May	1,432	926
June	2,213	1,641
July	3,268	
August	4,506	
September	5,327	
October	6,253	
November	7,033	
December	7,621	
January	8,376	
February	9,159	
March	10,102	
April	10,445	
May	10,447	
June	10,446	

QUALITY

	Quantity	Base Number	Contract	AT	Region	England
% of FP17s for the same patient ID Re-attending within 3 months - Children	17	477	3.6%	9.8%	11.2%	11.4%
% of FP17s for the same patient ID Re-attending within 3 months - Adults	79	944	8.4%	13.5%	14.8%	15.4%
% of FP17s for the same patient ID Re-attending between 3 & 9 months - Children	286	477	60.0%	63.2%	60.9%	59.8%
% of FP17s for the same patient ID Re-attending between 3 & 9 months - Adults	590	944	62.5%	57.2%	53.2%	52.1%
% of FP17s for Band 1 Urgent Courses	51	991	5.1%	7.0%	8.3%	9.2%
% of FP17s Relating to Free Repair or Replacements	1	991	0.1%	0.7%	0.7%	0.7%
% of FP17s Relating to Continuations	4	991	0.4%	1.0%	0.8%	0.8%
% of Patients satisfied with the dentistry they have received	1	1	N/A	92.3%	93.2%	93.4%
% of Patients satisfied with the time they had to wait for an appointment	1	1	N/A	86.3%	88.5%	87.6%

* This is based on patients treated on this contract for their most recent course of treatment. Figures in italics indicate the base number of FP17s or Patient Questionnaire responses are less than 100. N/A is shown where the base number of responses is less than 10 during the period. % is calculated as Quantity/Base number*100

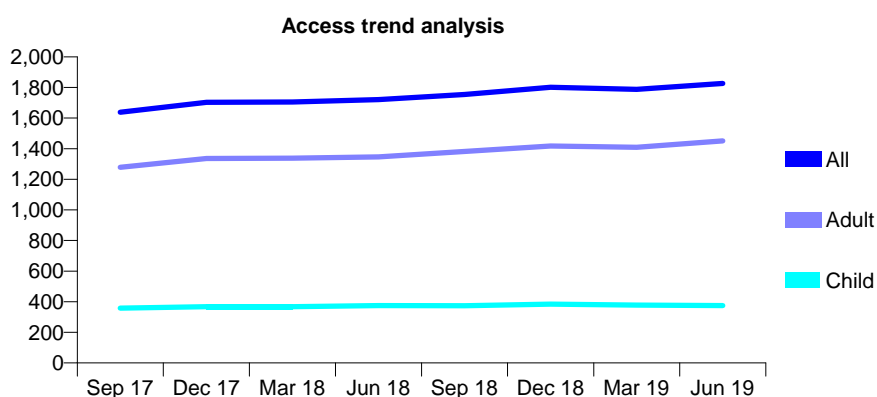
Q55 - Vital Signs At a Glance Contract Report for 861901/0001 - June 2019

Name or company name	MRS A EIMANI
Contract type name	GDS Contract
Purpose of contract	General
Contract start date	01/09/2009
Contract end date	

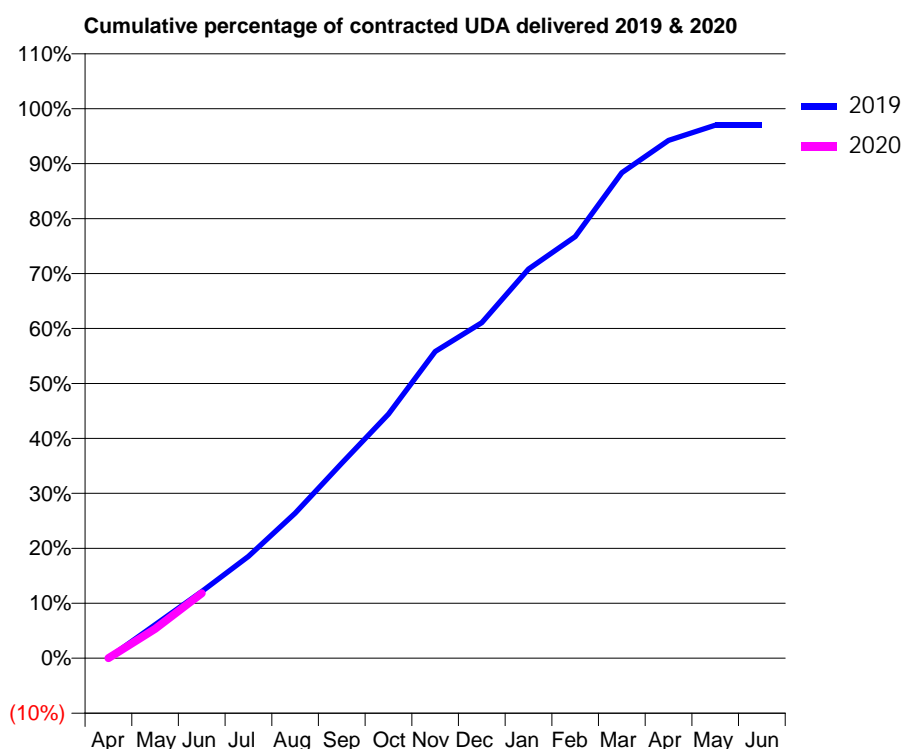
19/20 Contracted general activity (UDA)	9,000
Carry forward general activity (UDA)	0
19/20 Contracted orthodontic activity (UOA)	0
Carry forward orthodontic activity (UOA)	0
Baseline contract value	£220,544.83

ACCESS*

Patients seen in 24 months	Total	Change since previous quarter
Quarter ending June 2018	1,721	
Quarter ending September 2018	1,755	→
Quarter ending December 2018	1,801	↑
Quarter ending March 2019	1,788	→
Quarter ending June 2019	1,826	↑
Variance since June 2018	6.1%	↑



ACTIVITY



Month	2019	2020
April	4	0
May	518	481
June	1,029	1,062
July	1,577	
August	2,246	
September	3,017	
October	3,777	
November	4,745	
December	5,188	
January	6,021	
February	6,521	
March	7,509	
April	8,009	
May	8,243	
June	8,243	

QUALITY

	Quantity	Base Number	Contract	AT	Region	England
% of FP17s for the same patient ID Re-attending within 3 months - Children	6	126	4.8%	9.8%	11.2%	11.4%
% of FP17s for the same patient ID Re-attending within 3 months - Adults	94	457	20.6%	13.5%	14.8%	15.4%
% of FP17s for the same patient ID Re-attending between 3 & 9 months - Children	77	126	61.1%	63.2%	60.9%	59.8%
% of FP17s for the same patient ID Re-attending between 3 & 9 months - Adults	224	457	49.0%	57.2%	53.2%	52.1%
% of FP17s for Band 1 Urgent Courses	74	423	17.5%	7.0%	8.3%	9.2%
% of FP17s Relating to Free Repair or Replacements	1	423	0.2%	0.7%	0.7%	0.7%
% of FP17s Relating to Continuations	6	423	1.4%	1.0%	0.8%	0.8%
% of Patients satisfied with the dentistry they have received	0	0	N/A	92.3%	93.2%	93.4%
% of Patients satisfied with the time they had to wait for an appointment	0	0	N/A	86.3%	88.5%	87.6%

* This is based on patients treated on this contract for their most recent course of treatment.

Figures in italics indicate the base number of FP17s or Patient Questionnaire responses are less than 100. N/A is shown where the base number of responses is less than 10 during the period. % is calculated as Quantity/Base number*100

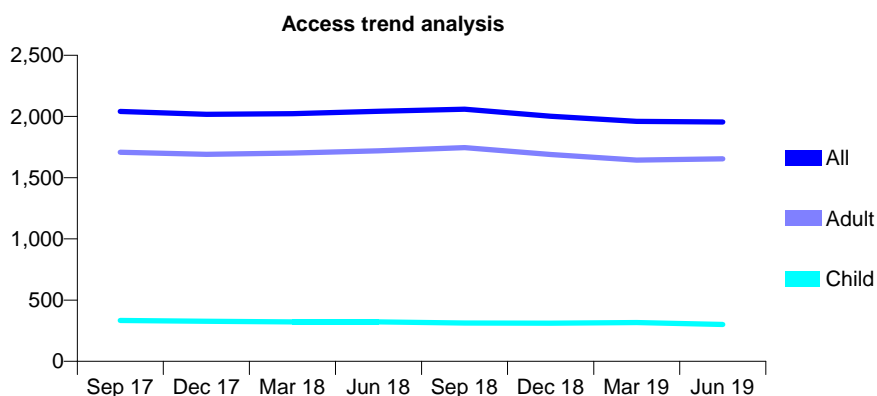
Q55 - Vital Signs At a Glance Contract Report for 907200/0001 - June 2019

Name or company name	MRS CY BIRCH
Contract type name	GDS Contract
Purpose of contract	General
Contract start date	01/04/2006
Contract end date	

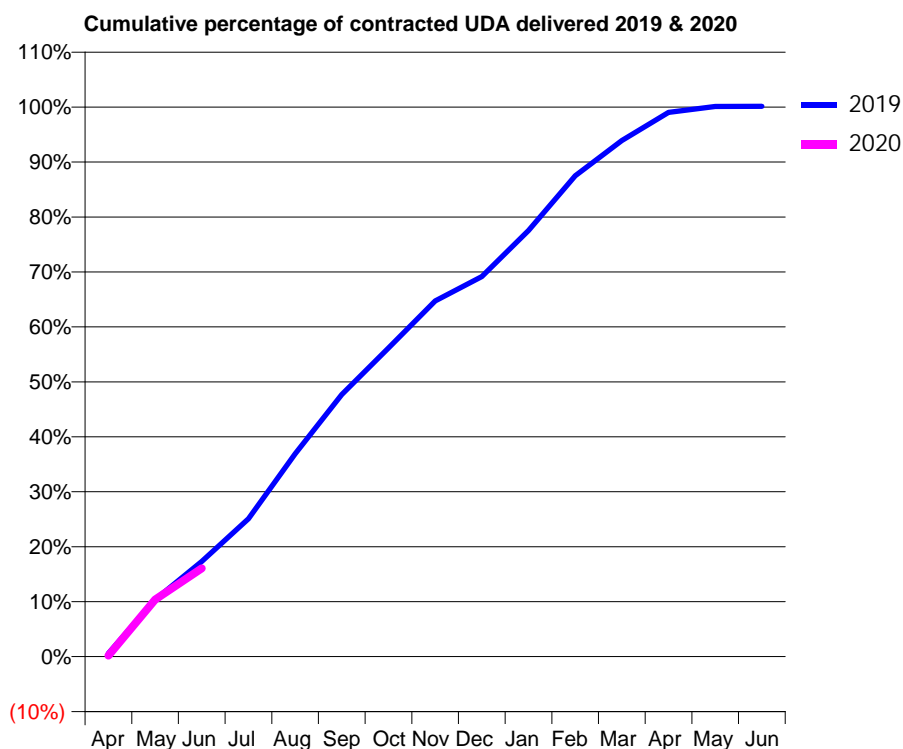
19/20 Contracted general activity (UDA)	4,973
Carry forward general activity (UDA)	0
19/20 Contracted orthodontic activity (UOA)	0
Carry forward orthodontic activity (UOA)	0
Baseline contract value	£125,510.97

ACCESS*

Patients seen in 24 months	Total	Change since previous quarter
Quarter ending June 2018	2,042	
Quarter ending September 2018	2,059	→
Quarter ending December 2018	2,002	↓
Quarter ending March 2019	1,960	↓
Quarter ending June 2019	1,955	→
Variance since June 2018	(4.3%)	↓



ACTIVITY



Month	Adjusted Scheduled Activity (UDA)	
	2019	2020
April	27	9
May	467	517
June	778	798
July	1,127	
August	1,659	
September	2,143	
October	2,523	
November	2,909	
December	3,107	
January	3,484	
February	3,931	
March	4,219	
April	4,449	
May	4,499	
June	4,500	

QUALITY

	Quantity	Base Number	Contract	AT	Region	England
% of FP17s for the same patient ID Re-attending within 3 months - Children	12	75	16.0%	9.8%	11.2%	11.4%
% of FP17s for the same patient ID Re-attending within 3 months - Adults	67	585	11.5%	13.5%	14.8%	15.4%
% of FP17s for the same patient ID Re-attending between 3 & 9 months - Children	41	75	54.7%	63.2%	60.9%	59.8%
% of FP17s for the same patient ID Re-attending between 3 & 9 months - Adults	291	585	49.7%	57.2%	53.2%	52.1%
% of FP17s for Band 1 Urgent Courses	51	477	10.7%	7.0%	8.3%	9.2%
% of FP17s Relating to Free Repair or Replacements	8	477	1.7%	0.7%	0.7%	0.7%
% of FP17s Relating to Continuations	1	477	0.2%	1.0%	0.8%	0.8%
% of Patients satisfied with the dentistry they have received	0	0	N/A	92.3%	93.2%	93.4%
% of Patients satisfied with the time they had to wait for an appointment	0	0	N/A	86.3%	88.5%	87.6%

* This is based on patients treated on this contract for their most recent course of treatment. Figures in italics indicate the base number of FP17s or Patient Questionnaire responses are less than 100. N/A is shown where the base number of responses is less than 10 during the period. % is calculated as Quantity/Base number*100

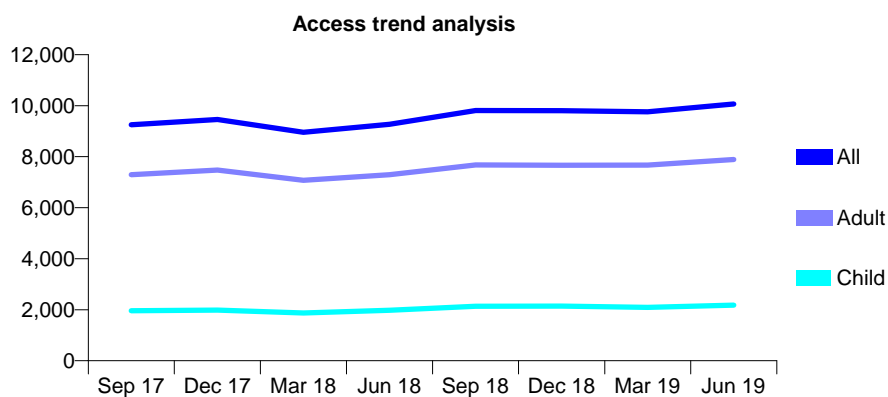
Q55 - Vital Signs At a Glance Contract Report for 911216/0001 - June 2019

Name or company name	MR K MANTLE
Contract type name	GDS Contract
Purpose of contract	General
Contract start date	01/04/2006
Contract end date	

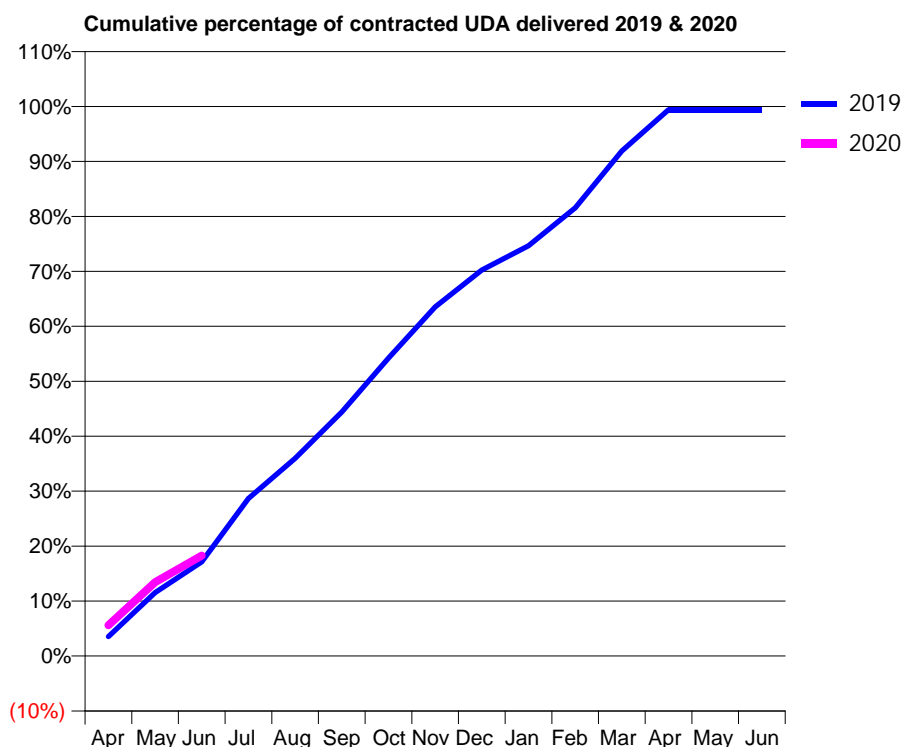
19/20 Contracted general activity (UDA)	26,501
Carry forward general activity (UDA)	0
19/20 Contracted orthodontic activity (UOA)	0
Carry forward orthodontic activity (UOA)	0
Baseline contract value	£689,028.34

ACCESS*

Patients seen in 24 months	Total	Change since previous quarter
Quarter ending June 2018	9,273	
Quarter ending September 2018	9,812	↑
Quarter ending December 2018	9,804	→
Quarter ending March 2019	9,760	→
Quarter ending June 2019	10,070	↑
Variance since June 2018	8.6%	↑



ACTIVITY



Month	Adjusted Scheduled Activity (UDA)	
	2019	2020
April	995	1,491
May	3,234	3,561
June	4,803	4,848
July	8,026	
August	10,074	
September	12,430	
October	15,179	
November	17,787	
December	19,671	
January	20,904	
February	22,836	
March	25,731	
April	27,833	
May	27,834	
June	27,834	

QUALITY

	Quantity	Base Number	Contract	AT	Region	England
% of FP17s for the same patient ID Re-attending within 3 months - Children	44	862	5.1%	9.8%	11.2%	11.4%
% of FP17s for the same patient ID Re-attending within 3 months - Adults	242	2,508	9.6%	13.5%	14.8%	15.4%
% of FP17s for the same patient ID Re-attending between 3 & 9 months - Children	515	862	59.7%	63.2%	60.9%	59.8%
% of FP17s for the same patient ID Re-attending between 3 & 9 months - Adults	999	2,508	39.8%	57.2%	53.2%	52.1%
% of FP17s for Band 1 Urgent Courses	130	2,527	5.1%	7.0%	8.3%	9.2%
% of FP17s Relating to Free Repair or Replacements	10	2,527	0.4%	0.7%	0.7%	0.7%
% of FP17s Relating to Continuations	47	2,527	1.9%	1.0%	0.8%	0.8%
% of Patients satisfied with the dentistry they have received	3	4	N/A	92.3%	93.2%	93.4%
% of Patients satisfied with the time they had to wait for an appointment	2	4	N/A	86.3%	88.5%	87.6%

* This is based on patients treated on this contract for their most recent course of treatment. Figures in italics indicate the base number of FP17s or Patient Questionnaire responses are less than 100. N/A is shown where the base number of responses is less than 10 during the period. % is calculated as Quantity/Base number*100

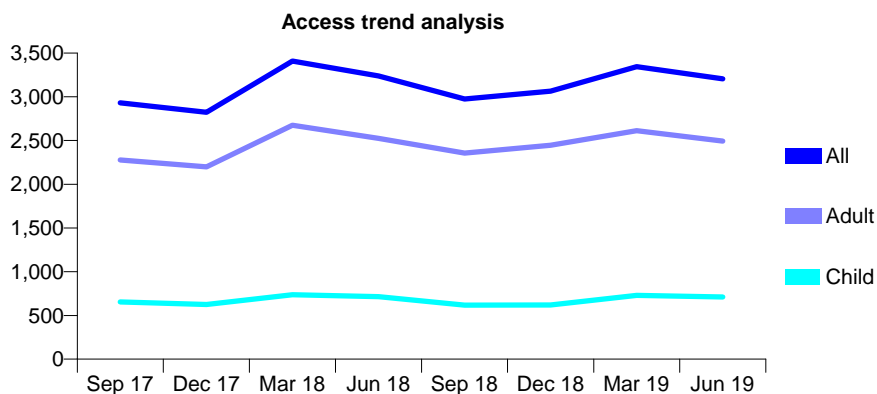
Q55 - Vital Signs At a Glance Contract Report for 911216/0002 - June 2019

Name or company name	MR K MANTLE
Contract type name	GDS Contract
Purpose of contract	General
Contract start date	01/09/2008
Contract end date	

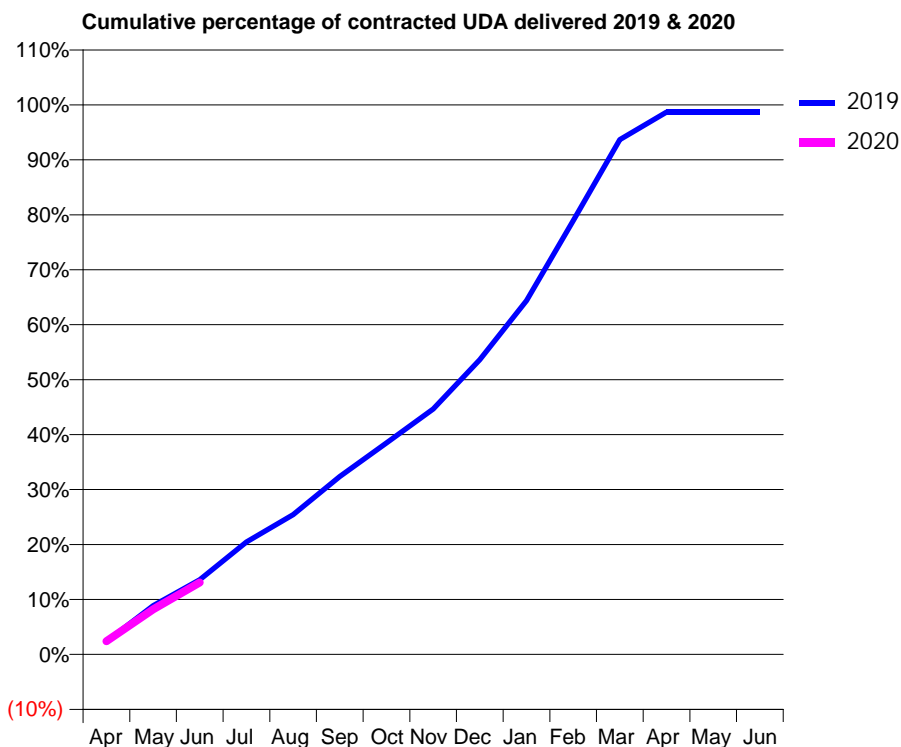
19/20 Contracted general activity (UDA)	10,000
Carry forward general activity (UDA)	0
19/20 Contracted orthodontic activity (UOA)	0
Carry forward orthodontic activity (UOA)	0
Baseline contract value	£389,354.15

ACCESS*

Patients seen in 24 months	Total	Change since previous quarter
Quarter ending June 2018	3,238	
Quarter ending September 2018	2,974	↓
Quarter ending December 2018	3,065	↑
Quarter ending March 2019	3,343	↑
Quarter ending June 2019	3,205	↓
Variance since June 2018	(1.0%)	↓



ACTIVITY



Month	2019	2020
April	239	241
May	886	821
June	1,361	1,308
July	2,046	
August	2,545	
September	3,237	
October	3,848	
November	4,467	
December	5,365	
January	6,436	
February	7,893	
March	9,369	
April	9,867	
May	9,867	
June	9,867	

QUALITY

	Quantity	Base Number	Contract	AT	Region	England
% of FP17s for the same patient ID Re-attending within 3 months - Children	17	226	7.5%	9.8%	11.2%	11.4%
% of FP17s for the same patient ID Re-attending within 3 months - Adults	71	697	10.2%	13.5%	14.8%	15.4%
% of FP17s for the same patient ID Re-attending between 3 & 9 months - Children	145	226	64.2%	63.2%	60.9%	59.8%
% of FP17s for the same patient ID Re-attending between 3 & 9 months - Adults	483	697	69.3%	57.2%	53.2%	52.1%
% of FP17s for Band 1 Urgent Courses	20	699	2.9%	7.0%	8.3%	9.2%
% of FP17s Relating to Free Repair or Replacements	6	699	0.9%	0.7%	0.7%	0.7%
% of FP17s Relating to Continuations	12	699	1.7%	1.0%	0.8%	0.8%
% of Patients satisfied with the dentistry they have received	3	3	N/A	92.3%	93.2%	93.4%
% of Patients satisfied with the time they had to wait for an appointment	2	3	N/A	86.3%	88.5%	87.6%

* This is based on patients treated on this contract for their most recent course of treatment. Figures in italics indicate the base number of FP17s or Patient Questionnaire responses are less than 100. N/A is shown where the base number of responses is less than 10 during the period. % is calculated as Quantity/Base number*100

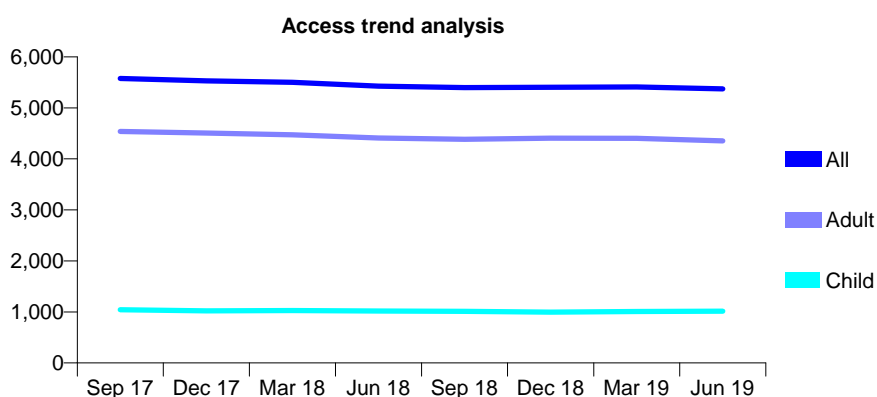
Q55 - Vital Signs At a Glance Contract Report for 914533/0001 - June 2019

Name or company name	MR PA MOORE
Contract type name	GDS Contract
Purpose of contract	General
Contract start date	18/01/2010
Contract end date	

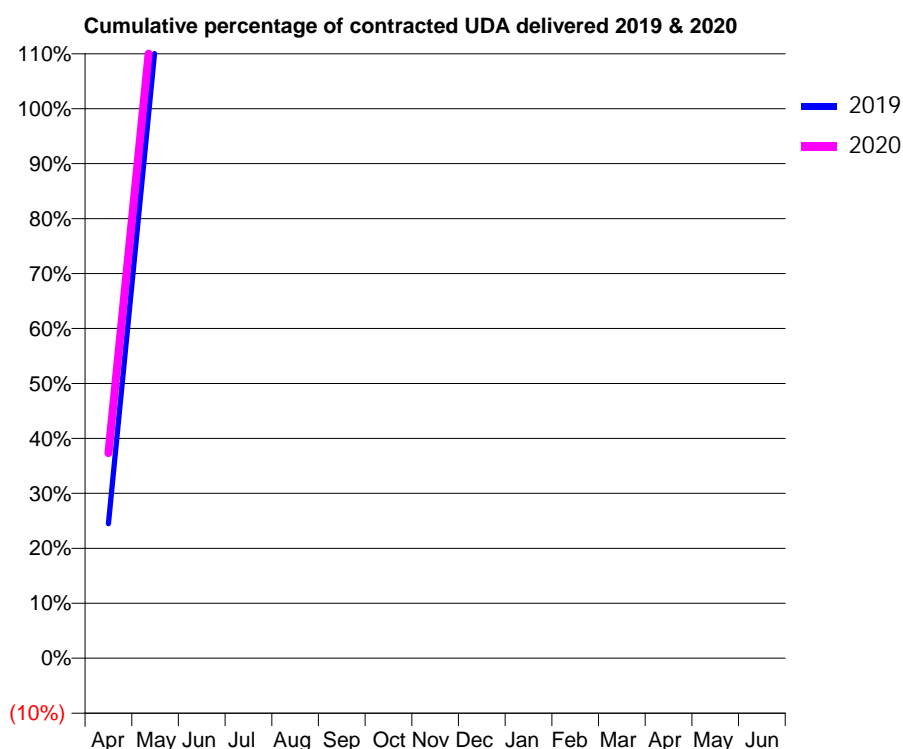
19/20 Contracted general activity (UDA)	1,330
Carry forward general activity (UDA)	0
19/20 Contracted orthodontic activity (UOA)	0
Carry forward orthodontic activity (UOA)	0
Baseline contract value	£513,764.87

ACCESS*

Patients seen in 24 months	Total	Change since previous quarter
Quarter ending June 2018	5,427	
Quarter ending September 2018	5,397	→
Quarter ending December 2018	5,404	→
Quarter ending March 2019	5,411	→
Quarter ending June 2019	5,370	→
Variance since June 2018	(1.1%)	↓



ACTIVITY



Month	2019	2020
April	326	496
May	1,475	1,619
June	2,109	2,431
July	3,076	
August	4,442	
September	5,384	
October	6,118	
November	7,367	
December	8,332	
January	9,377	
February	10,460	
March	11,255	
April	11,973	
May	11,973	
June	11,975	

QUALITY

	Quantity	Base Number	Contract	AT	Region	England
% of FP17s for the same patient ID Re-attending within 3 months - Children	22	408	5.4%	9.8%	11.2%	11.4%
% of FP17s for the same patient ID Re-attending within 3 months - Adults	254	1,895	13.4%	13.5%	14.8%	15.4%
% of FP17s for the same patient ID Re-attending between 3 & 9 months - Children	302	408	74.0%	63.2%	60.9%	59.8%
% of FP17s for the same patient ID Re-attending between 3 & 9 months - Adults	1,339	1,895	70.7%	57.2%	53.2%	52.1%
% of FP17s for Band 1 Urgent Courses	3	1,457	0.2%	7.0%	8.3%	9.2%
% of FP17s Relating to Free Repair or Replacements	4	1,457	0.3%	0.7%	0.7%	0.7%
% of FP17s Relating to Continuations	57	1,457	3.9%	1.0%	0.8%	0.8%
% of Patients satisfied with the dentistry they have received	2	3	N/A	92.3%	93.2%	93.4%
% of Patients satisfied with the time they had to wait for an appointment	2	3	N/A	86.3%	88.5%	87.6%

* This is based on patients treated on this contract for their most recent course of treatment.

Figures in italics indicate the base number of FP17s or Patient Questionnaire responses are less than 100. N/A is shown where the base number of responses is less than 10 during the period. % is calculated as Quantity/Base number*100

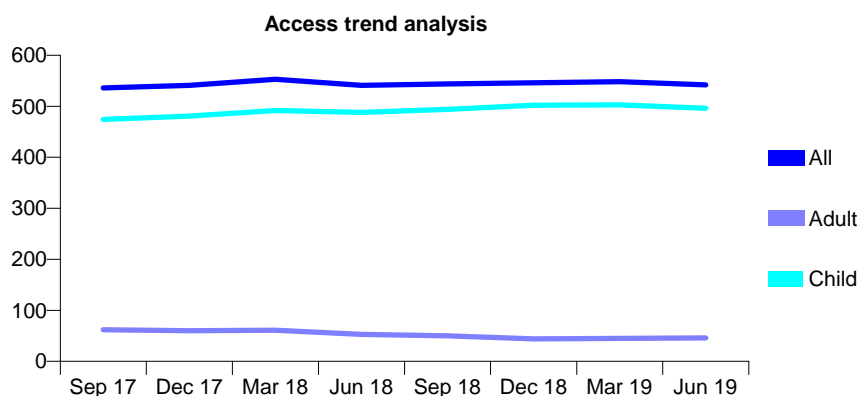
Q55 - Vital Signs At a Glance Contract Report for 919462/0001 - June 2019

Name or company name	MR SJ THACKERAY
Contract type name	GDS Contract
Purpose of contract	General
Contract start date	01/04/2006
Contract end date	

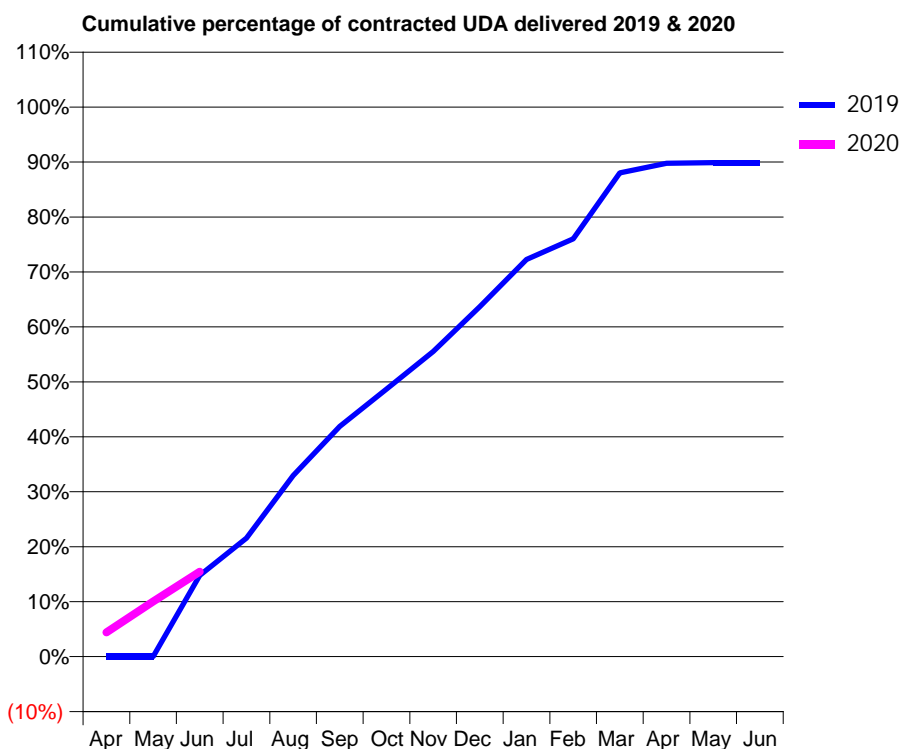
19/20 Contracted general activity (UDA)	1,200
Carry forward general activity (UDA)	0
19/20 Contracted orthodontic activity (UOA)	0
Carry forward orthodontic activity (UOA)	0
Baseline contract value	£38,976.90

ACCESS*

Patients seen in 24 months	Total	Change since previous quarter
Quarter ending June 2018	541	
Quarter ending September 2018	544	→
Quarter ending December 2018	546	→
Quarter ending March 2019	548	→
Quarter ending June 2019	542	↓
Variance since June 2018	0.2%	→



ACTIVITY



Month	Adjusted Scheduled Activity (UDA)	
	2019	2020
April	0	53
May	0	120
June	177	185
July	259	
August	396	
September	503	
October	584	
November	666	
December	764	
January	867	
February	912	
March	1,056	
April	1,077	
May	1,078	
June	1,078	

QUALITY

	Quantity	Base Number	Contract	AT	Region	England
% of FP17s for the same patient ID Re-attending within 3 months - Children	8	169	4.7%	9.8%	11.2%	11.4%
% of FP17s for the same patient ID Re-attending within 3 months - Adults	0	0	N/A	13.5%	14.8%	15.4%
% of FP17s for the same patient ID Re-attending between 3 & 9 months - Children	138	169	81.7%	63.2%	60.9%	59.8%
% of FP17s for the same patient ID Re-attending between 3 & 9 months - Adults	0	0	N/A	57.2%	53.2%	52.1%
% of FP17s for Band 1 Urgent Courses	2	151	1.3%	7.0%	8.3%	9.2%
% of FP17s Relating to Free Repair or Replacements	0	151	0.0%	0.7%	0.7%	0.7%
% of FP17s Relating to Continuations	1	151	0.7%	1.0%	0.8%	0.8%
% of Patients satisfied with the dentistry they have received	1	1	N/A	92.3%	93.2%	93.4%
% of Patients satisfied with the time they had to wait for an appointment	1	1	N/A	86.3%	88.5%	87.6%

* This is based on patients treated on this contract for their most recent course of treatment. Figures in italics indicate the base number of FP17s or Patient Questionnaire responses are less than 100. N/A is shown where the base number of responses is less than 10 during the period. % is calculated as Quantity/Base number*100

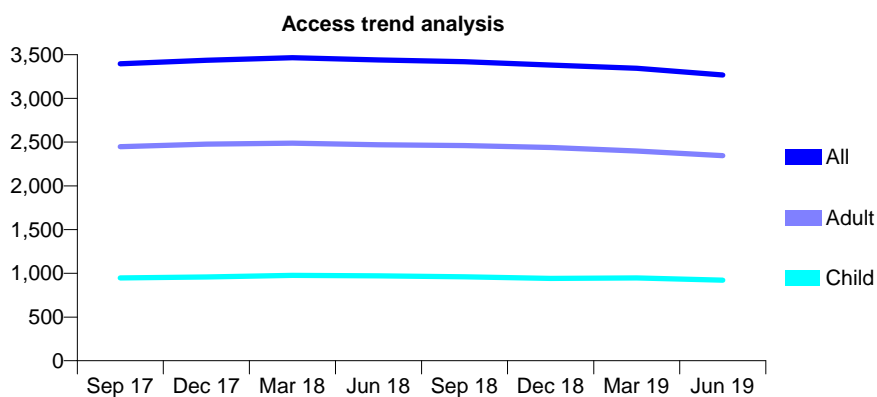
Q55 - Vital Signs At a Glance Contract Report for 927848/0001 - June 2019

Name or company name	Cavendish Dental Care Partnership
Contract type name	GDS Contract
Purpose of contract	General
Contract start date	01/04/2006
Contract end date	

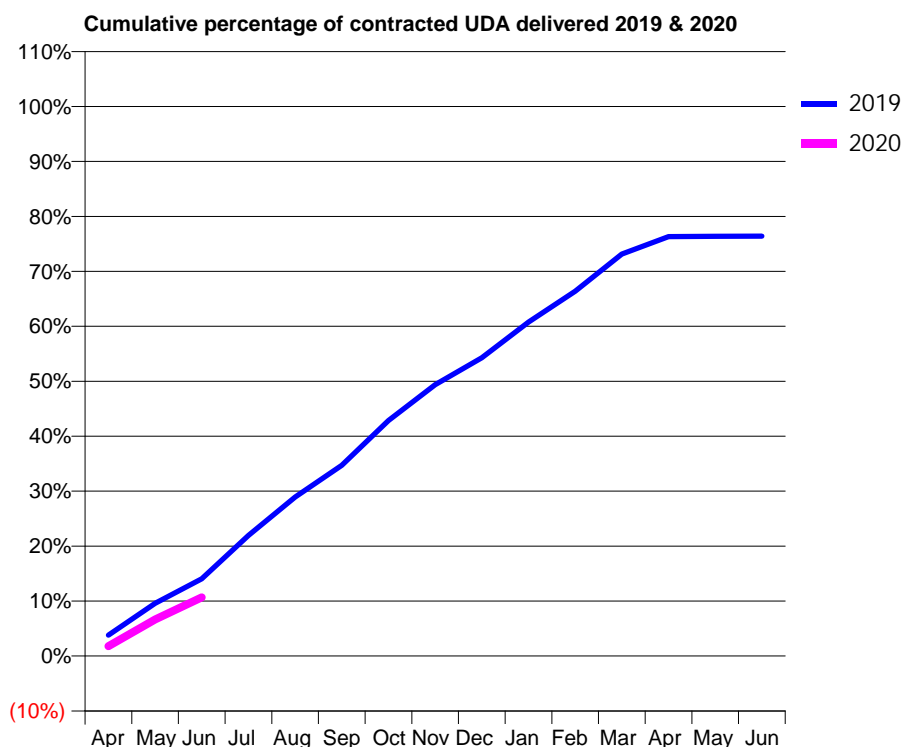
19/20 Contracted general activity (UDA)	9,281
Carry forward general activity (UDA)	0
19/20 Contracted orthodontic activity (UOA)	0
Carry forward orthodontic activity (UOA)	0
Baseline contract value	£222,688.13

ACCESS*

Patients seen in 24 months	Total	Change since previous quarter
Quarter ending June 2018	3,440	
Quarter ending September 2018	3,420	→
Quarter ending December 2018	3,382	↓
Quarter ending March 2019	3,345	↓
Quarter ending June 2019	3,267	↓
Variance since June 2018	(5.0%)	↓



ACTIVITY



Month	Adjusted Scheduled Activity (UDA)	
	2019	2020
April	353	166
May	891	618
June	1,305	990
July	2,037	
August	2,685	
September	3,221	
October	3,978	
November	4,582	
December	5,037	
January	5,640	
February	6,162	
March	6,790	
April	7,082	
May	7,089	
June	7,092	

QUALITY

	Quantity	Base Number	Contract	AT	Region	England
% of FP17s for the same patient ID Re-attending within 3 months - Children	18	272	6.6%	9.8%	11.2%	11.4%
% of FP17s for the same patient ID Re-attending within 3 months - Adults	71	601	11.8%	13.5%	14.8%	15.4%
% of FP17s for the same patient ID Re-attending between 3 & 9 months - Children	174	272	64.0%	63.2%	60.9%	59.8%
% of FP17s for the same patient ID Re-attending between 3 & 9 months - Adults	348	601	57.9%	57.2%	53.2%	52.1%
% of FP17s for Band 1 Urgent Courses	30	569	5.3%	7.0%	8.3%	9.2%
% of FP17s Relating to Free Repair or Replacements	1	569	0.2%	0.7%	0.7%	0.7%
% of FP17s Relating to Continuations	10	569	1.8%	1.0%	0.8%	0.8%
% of Patients satisfied with the dentistry they have received	4	4	N/A	92.3%	93.2%	93.4%
% of Patients satisfied with the time they had to wait for an appointment	3	4	N/A	86.3%	88.5%	87.6%

* This is based on patients treated on this contract for their most recent course of treatment. Figures in italics indicate the base number of FP17s or Patient Questionnaire responses are less than 100. N/A is shown where the base number of responses is less than 10 during the period. % is calculated as Quantity/Base number*100

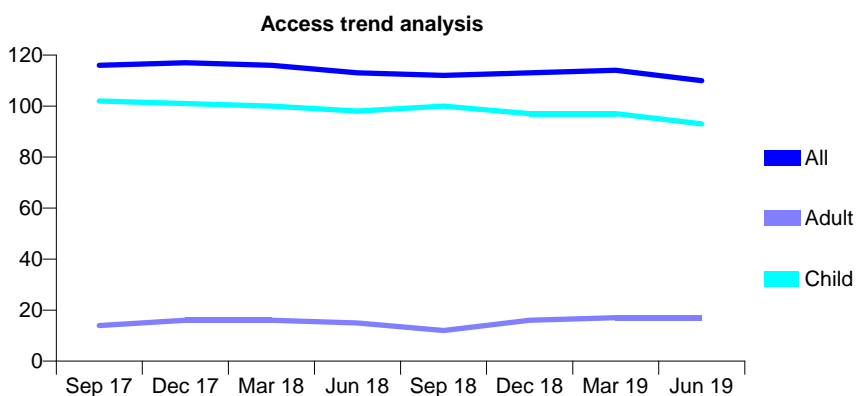
Q55 - Vital Signs At a Glance Contract Report for 927864/0001 - June 2019

Name or company name	MISS T RAJAH
Contract type name	GDS Contract
Purpose of contract	General
Contract start date	01/06/2010
Contract end date	

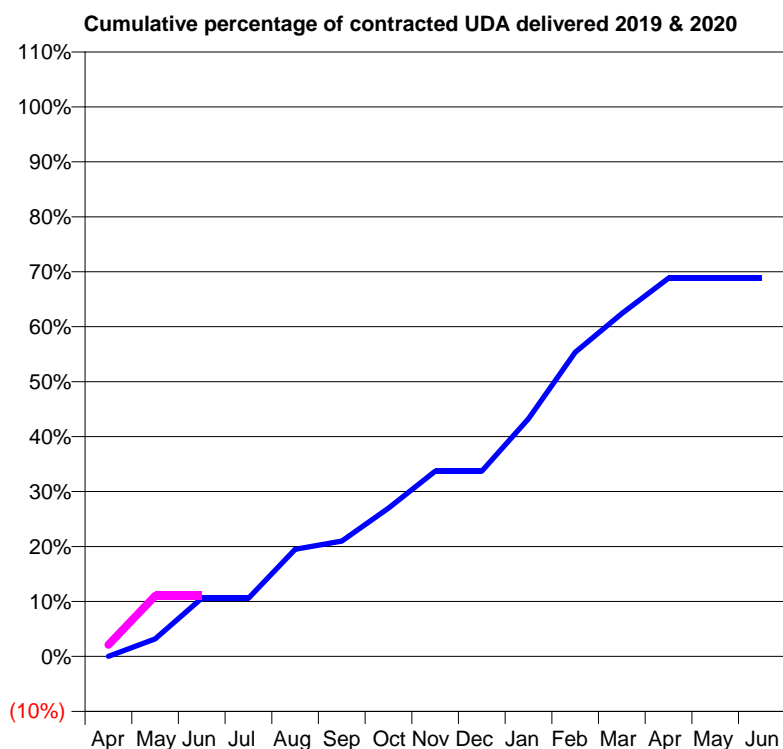
19/20 Contracted general activity (UDA)	283
Carry forward general activity (UDA)	0
19/20 Contracted orthodontic activity (UOA)	0
Carry forward orthodontic activity (UOA)	0
Baseline contract value	£8,892.46

ACCESS*

Patients seen in 24 months	Total	Change since previous quarter
Quarter ending June 2018	113	
Quarter ending September 2018	112	→
Quarter ending December 2018	113	→
Quarter ending March 2019	114	→
Quarter ending June 2019	110	↓
Variance since June 2018	(2.7%)	↓



ACTIVITY



Month	Adjusted Scheduled Activity (UDA)	
	2019	2020
April	0	6
May	9	31
June	30	31
July	30	
August	55	
September	59	
October	76	
November	95	
December	95	
January	122	
February	157	
March	177	
April	195	
May	195	
June	195	

QUALITY

	Quantity	Base Number	Contract	AT	Region	England
% of FP17s for the same patient ID Re-attending within 3 months - Children	6	32	18.8%	9.8%	11.2%	11.4%
% of FP17s for the same patient ID Re-attending within 3 months - Adults	0	5	0.0%	13.5%	14.8%	15.4%
% of FP17s for the same patient ID Re-attending between 3 & 9 months - Children	19	32	59.4%	63.2%	60.9%	59.8%
% of FP17s for the same patient ID Re-attending between 3 & 9 months - Adults	5	5	100.0%	57.2%	53.2%	52.1%
% of FP17s for Band 1 Urgent Courses	1	25	4.0%	7.0%	8.3%	9.2%
% of FP17s Relating to Free Repair or Replacements	0	25	0.0%	0.7%	0.7%	0.7%
% of FP17s Relating to Continuations	0	25	0.0%	1.0%	0.8%	0.8%
% of Patients satisfied with the dentistry they have received	0	0	N/A	92.3%	93.2%	93.4%
% of Patients satisfied with the time they had to wait for an appointment	0	0	N/A	86.3%	88.5%	87.6%

* This is based on patients treated on this contract for their most recent course of treatment. Figures in italics indicate the base number of FP17s or Patient Questionnaire responses are less than 100. N/A is shown where the base number of responses is less than 10 during the period. % is calculated as Quantity/Base number*100

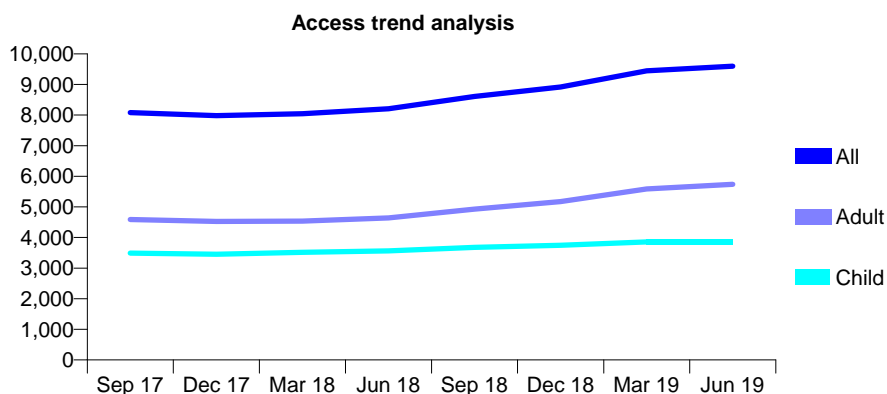
Q55 - Vital Signs At a Glance Contract Report for 931136/0001 - June 2019

Name or company name	MR TJ MALHI
Contract type name	GDS Contract
Purpose of contract	General and Orthodontic
Contract start date	01/04/2006
Contract end date	

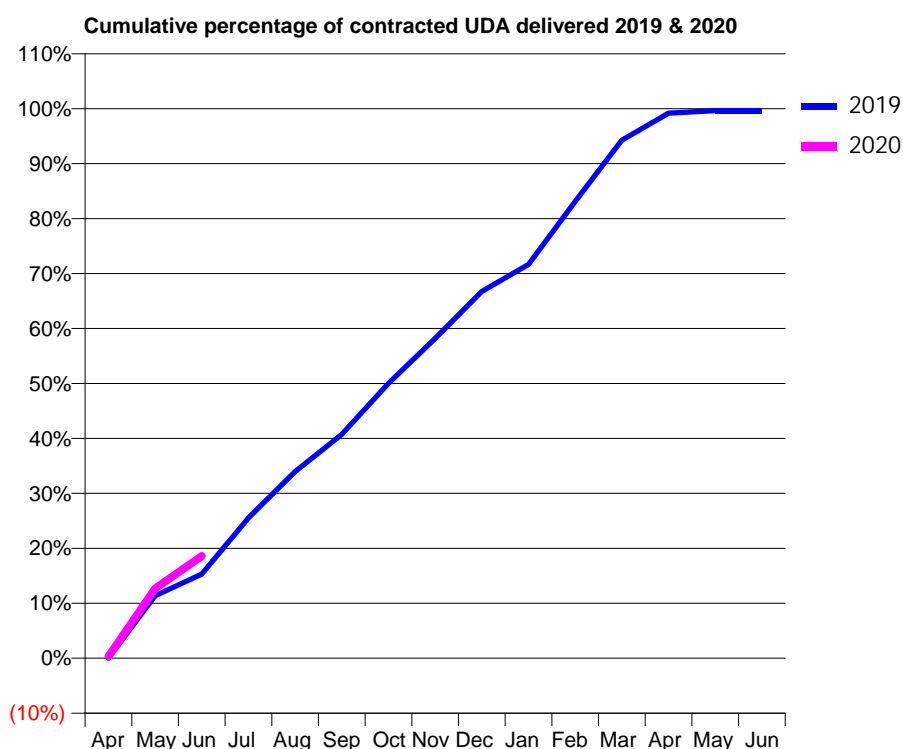
19/20 Contracted general activity (UDA)	28,031
Carry forward general activity (UDA)	0
19/20 Contracted orthodontic activity (UOA)	101
Carry forward orthodontic activity (UOA)	0
Baseline contract value	£709,828.69

ACCESS*

Patients seen in 24 months	Total	Change since previous quarter
Quarter ending June 2018	8,206	
Quarter ending September 2018	8,609	↑
Quarter ending December 2018	8,918	↑
Quarter ending March 2019	9,444	↑
Quarter ending June 2019	9,595	→
Variance since June 2018	16.9%	↑



ACTIVITY



Month	2019	2020
April	16	86
May	3,980	3,554
June	5,359	5,213
July	8,942	
August	11,909	
September	14,270	
October	17,526	
November	20,389	
December	23,373	
January	25,097	
February	29,123	
March	33,025	
April	34,737	
May	34,907	
June	34,902	

QUALITY

	Quantity	Base Number	Contract	AT	Region	England
% of FP17s for the same patient ID Re-attending within 3 months - Children	116	1,383	8.4%	9.8%	11.2%	11.4%
% of FP17s for the same patient ID Re-attending within 3 months - Adults	326	1,822	17.9%	13.5%	14.8%	15.4%
% of FP17s for the same patient ID Re-attending between 3 & 9 months - Children	932	1,383	67.4%	63.2%	60.9%	59.8%
% of FP17s for the same patient ID Re-attending between 3 & 9 months - Adults	912	1,822	50.1%	57.2%	53.2%	52.1%
% of FP17s for Band 1 Urgent Courses	274	2,388	11.5%	7.0%	8.3%	9.2%
% of FP17s Relating to Free Repair or Replacements	9	2,388	0.4%	0.7%	0.7%	0.7%
% of FP17s Relating to Continuations	3	2,388	0.1%	1.0%	0.8%	0.8%
% of Patients satisfied with the dentistry they have received	5	5	N/A	92.3%	93.2%	93.4%
% of Patients satisfied with the time they had to wait for an appointment	4	5	N/A	86.3%	88.5%	87.6%

* This is based on patients treated on this contract for their most recent course of treatment. Figures in italics indicate the base number of FP17s or Patient Questionnaire responses are less than 100. N/A is shown where the base number of responses is less than 10 during the period. % is calculated as Quantity/Base number*100

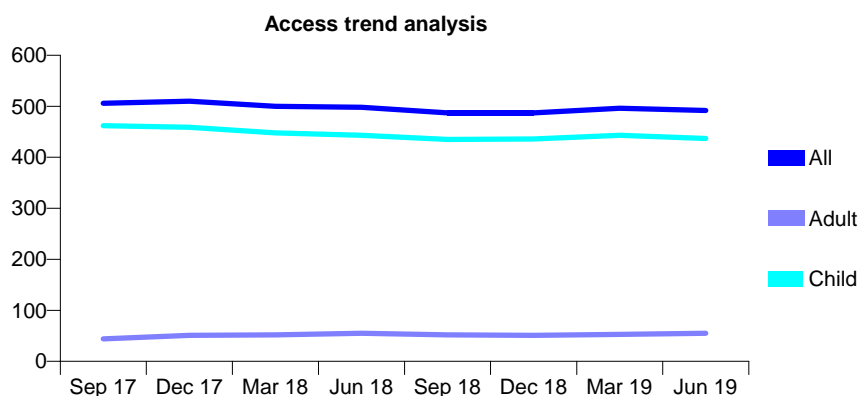
Q55 - Vital Signs At a Glance Contract Report for 939560/0001 - June 2019

Name or company name	MR DJ ALLEN
Contract type name	GDS Contract
Purpose of contract	General
Contract start date	01/11/2015
Contract end date	

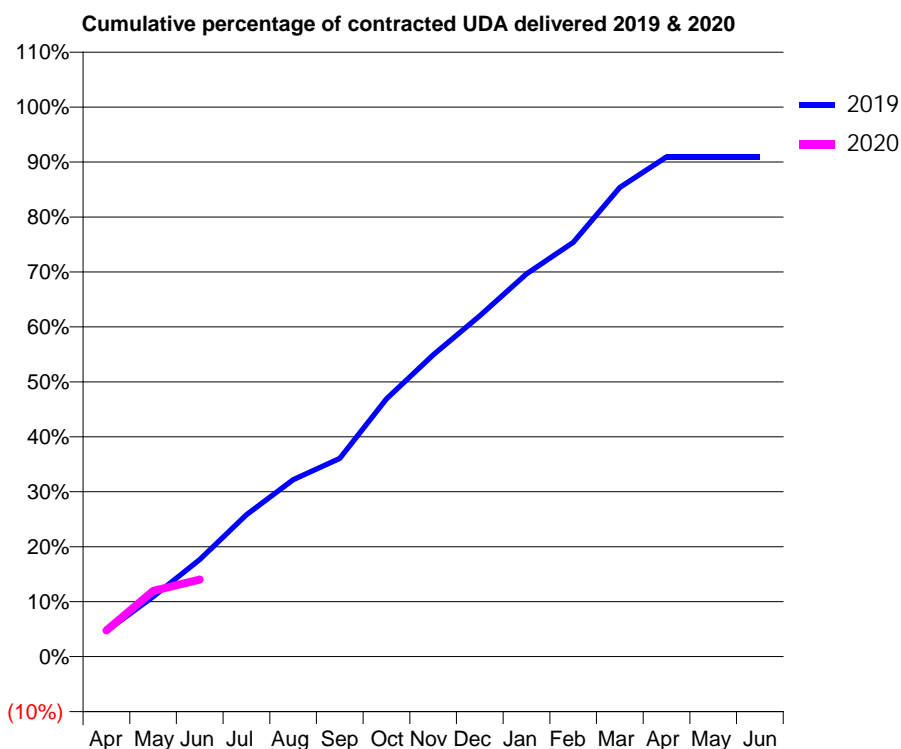
19/20 Contracted general activity (UDA)	1,112
Carry forward general activity (UDA)	0
19/20 Contracted orthodontic activity (UOA)	0
Carry forward orthodontic activity (UOA)	0
Baseline contract value	£27,849.33

ACCESS*

Patients seen in 24 months	Total	Change since previous quarter
Quarter ending June 2018	498	
Quarter ending September 2018	487	↓
Quarter ending December 2018	487	→
Quarter ending March 2019	496	→
Quarter ending June 2019	492	→
Variance since June 2018	(1.2%)	↓



ACTIVITY



Month	Adjusted Scheduled Activity (UDA)	
	2019	2020
April	52	53
May	121	133
June	196	156
July	287	
August	358	
September	401	
October	521	
November	610	
December	690	
January	775	
February	838	
March	949	
April	1,011	
May	1,011	
June	1,011	

QUALITY

	Quantity	Base Number	Contract	AT	Region	England
% of FP17s for the same patient ID Re-attending within 3 months - Children	7	156	4.5%	9.8%	11.2%	11.4%
% of FP17s for the same patient ID Re-attending within 3 months - Adults	0	0	N/A	13.5%	14.8%	15.4%
% of FP17s for the same patient ID Re-attending between 3 & 9 months - Children	118	156	75.6%	63.2%	60.9%	59.8%
% of FP17s for the same patient ID Re-attending between 3 & 9 months - Adults	0	0	N/A	57.2%	53.2%	52.1%
% of FP17s for Band 1 Urgent Courses	0	124	0.0%	7.0%	8.3%	9.2%
% of FP17s Relating to Free Repair or Replacements	0	124	0.0%	0.7%	0.7%	0.7%
% of FP17s Relating to Continuations	1	124	0.8%	1.0%	0.8%	0.8%
% of Patients satisfied with the dentistry they have received	1	1	N/A	92.3%	93.2%	93.4%
% of Patients satisfied with the time they had to wait for an appointment	1	1	N/A	86.3%	88.5%	87.6%

* This is based on patients treated on this contract for their most recent course of treatment. Figures in italics indicate the base number of FP17s or Patient Questionnaire responses are less than 100. N/A is shown where the base number of responses is less than 10 during the period. % is calculated as Quantity/Base number*100

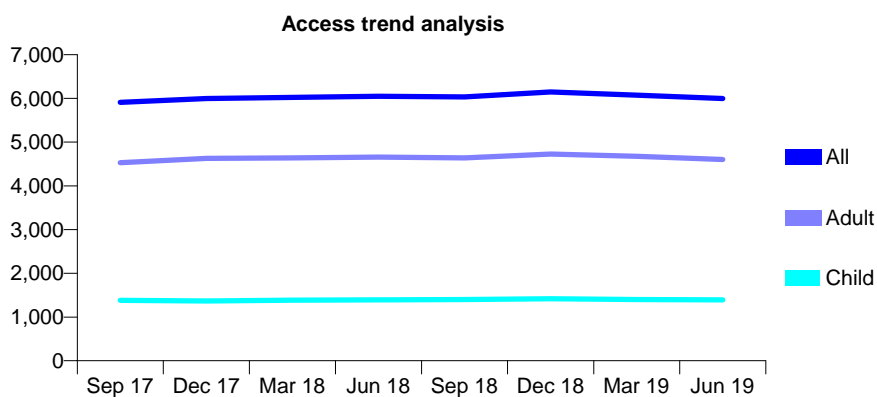
Q55 - Vital Signs At a Glance Contract Report for 939692/0001 - June 2019

Name or company name	MISS N FARZANFAR
Contract type name	GDS Contract
Purpose of contract	General
Contract start date	01/04/2006
Contract end date	

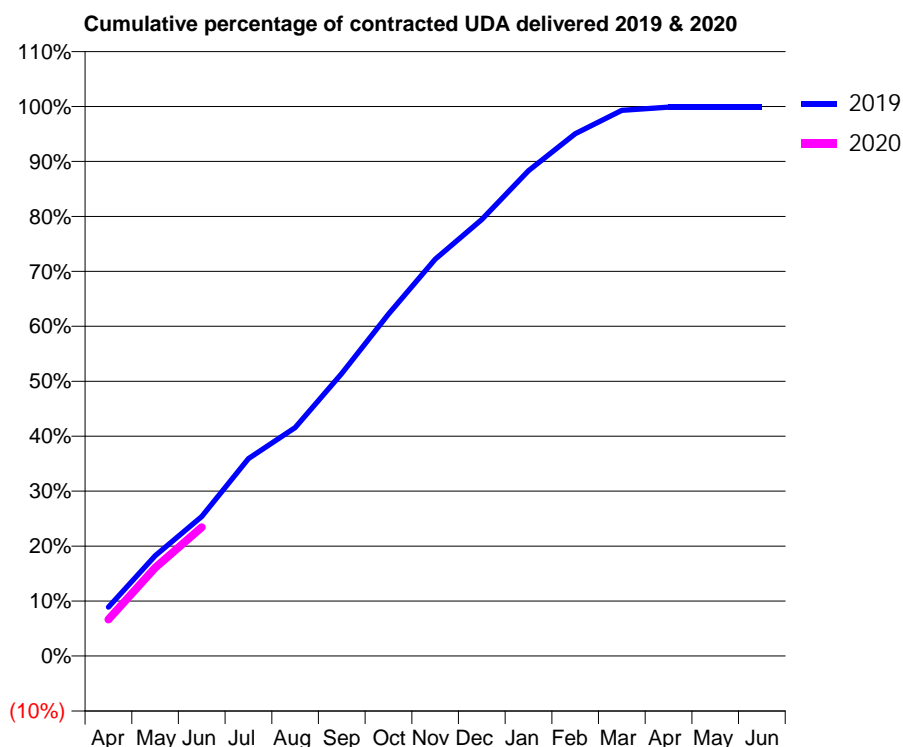
19/20 Contracted general activity (UDA)	20,000
Carry forward general activity (UDA)	0
19/20 Contracted orthodontic activity (UOA)	0
Carry forward orthodontic activity (UOA)	0
Baseline contract value	£546,651.03

ACCESS*

Patients seen in 24 months	Total	Change since previous quarter
Quarter ending June 2018	6,046	
Quarter ending September 2018	6,036	→
Quarter ending December 2018	6,147	→
Quarter ending March 2019	6,075	↓
Quarter ending June 2019	5,997	↓
Variance since June 2018	(0.8%)	→



ACTIVITY



Month	Adjusted Scheduled Activity (UDA)	
	2019	2020
April	1,781	1,334
May	3,651	3,214
June	5,080	4,687
July	7,186	
August	8,316	
September	10,281	
October	12,444	
November	14,439	
December	15,885	
January	17,666	
February	19,006	
March	19,857	
April	19,975	
May	19,975	
June	19,975	

QUALITY

	Quantity	Base Number	Contract	AT	Region	England
% of FP17s for the same patient ID Re-attending within 3 months - Children	48	617	7.8%	9.8%	11.2%	11.4%
% of FP17s for the same patient ID Re-attending within 3 months - Adults	237	1,734	13.7%	13.5%	14.8%	15.4%
% of FP17s for the same patient ID Re-attending between 3 & 9 months - Children	451	617	73.1%	63.2%	60.9%	59.8%
% of FP17s for the same patient ID Re-attending between 3 & 9 months - Adults	1,044	1,734	60.2%	57.2%	53.2%	52.1%
% of FP17s for Band 1 Urgent Courses	142	2,287	6.2%	7.0%	8.3%	9.2%
% of FP17s Relating to Free Repair or Replacements	17	2,287	0.7%	0.7%	0.7%	0.7%
% of FP17s Relating to Continuations	28	2,287	1.2%	1.0%	0.8%	0.8%
% of Patients satisfied with the dentistry they have received	2	2	N/A	92.3%	93.2%	93.4%
% of Patients satisfied with the time they had to wait for an appointment	2	2	N/A	86.3%	88.5%	87.6%

* This is based on patients treated on this contract for their most recent course of treatment. Figures in italics indicate the base number of FP17s or Patient Questionnaire responses are less than 100. N/A is shown where the base number of responses is less than 10 during the period. % is calculated as Quantity/Base number*100

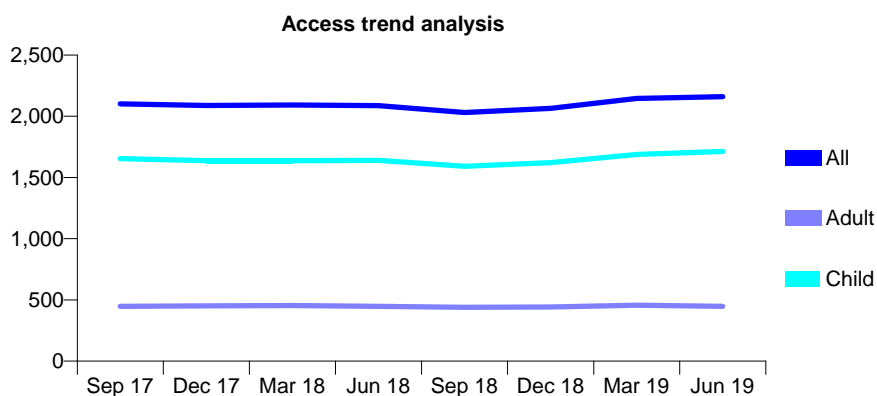
Q55 - Vital Signs At a Glance Contract Report for 942391/0001 - June 2019

Name or company name	MR A MAHMOOD
Contract type name	GDS Contract
Purpose of contract	General
Contract start date	20/08/2014
Contract end date	

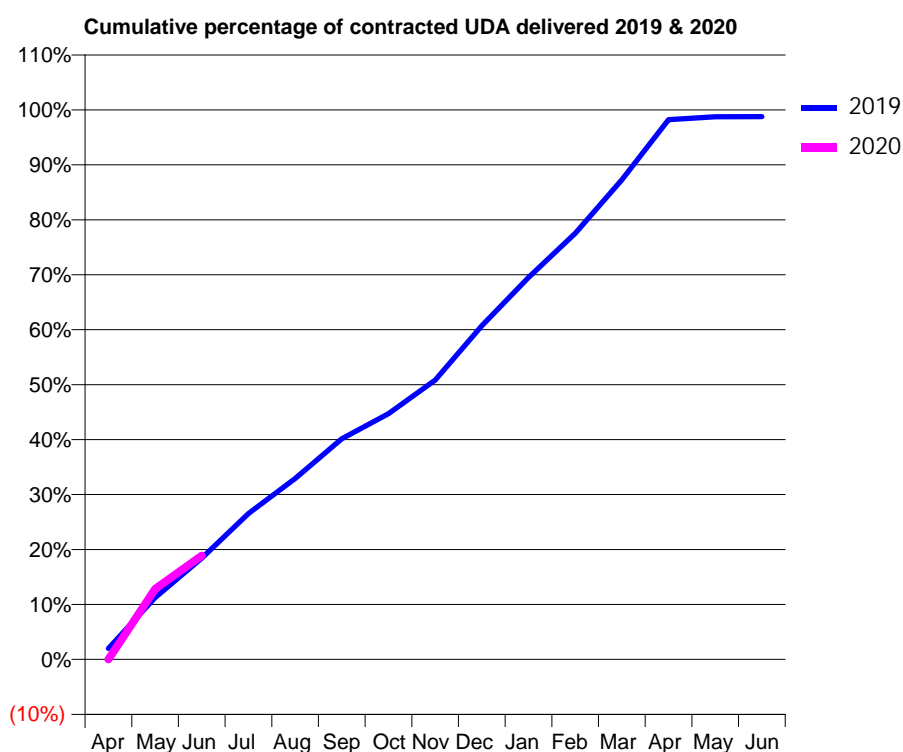
19/20 Contracted general activity (UDA)	5,071
Carry forward general activity (UDA)	0
19/20 Contracted orthodontic activity (UOA)	0
Carry forward orthodontic activity (UOA)	0
Baseline contract value	£120,871.31

ACCESS*

Patients seen in 24 months	Total	Change since previous quarter
Quarter ending June 2018	2,087	
Quarter ending September 2018	2,031	↓
Quarter ending December 2018	2,065	→
Quarter ending March 2019	2,145	↑
Quarter ending June 2019	2,160	→
Variance since June 2018	3.5%	↑



ACTIVITY



Month	2019	2020
April	101	0
May	571	651
June	934	958
July	1,347	
August	1,669	
September	2,037	
October	2,268	
November	2,578	
December	3,078	
January	3,524	
February	3,932	
March	4,426	
April	4,980	
May	5,006	
June	5,009	

QUALITY

	Quantity	Base Number	Contract	AT	Region	England
% of FP17s for the same patient ID Re-attending within 3 months - Children	49	650	7.5%	9.8%	11.2%	11.4%
% of FP17s for the same patient ID Re-attending within 3 months - Adults	11	93	11.8%	13.5%	14.8%	15.4%
% of FP17s for the same patient ID Re-attending between 3 & 9 months - Children	367	650	56.5%	63.2%	60.9%	59.8%
% of FP17s for the same patient ID Re-attending between 3 & 9 months - Adults	33	93	35.5%	57.2%	53.2%	52.1%
% of FP17s for Band 1 Urgent Courses	24	499	4.8%	7.0%	8.3%	9.2%
% of FP17s Relating to Free Repair or Replacements	0	499	0.0%	0.7%	0.7%	0.7%
% of FP17s Relating to Continuations	0	499	0.0%	1.0%	0.8%	0.8%
% of Patients satisfied with the dentistry they have received	1	1	N/A	92.3%	93.2%	93.4%
% of Patients satisfied with the time they had to wait for an appointment	1	1	N/A	86.3%	88.5%	87.6%

* This is based on patients treated on this contract for their most recent course of treatment. Figures in italics indicate the base number of FP17s or Patient Questionnaire responses are less than 100. N/A is shown where the base number of responses is less than 10 during the period. % is calculated as Quantity/Base number*100

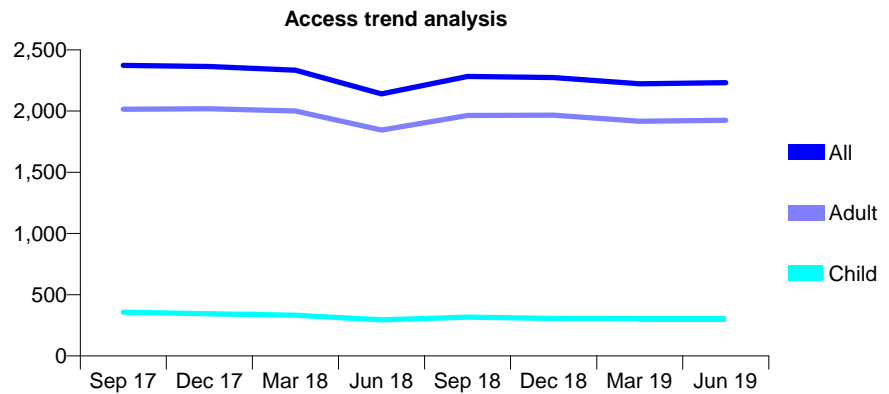
Q55 - Vital Signs At a Glance Contract Report for 944785/0003 - June 2019

Name or company name	Felipe Arias Canadas
Contract type name	GDS Contract
Purpose of contract	General
Contract start date	01/09/2015
Contract end date	

19/20 Contracted general activity (UDA)	7,739
Carry forward general activity (UDA)	0
19/20 Contracted orthodontic activity (UOA)	0
Carry forward orthodontic activity (UOA)	0
Baseline contract value	£192,903.02

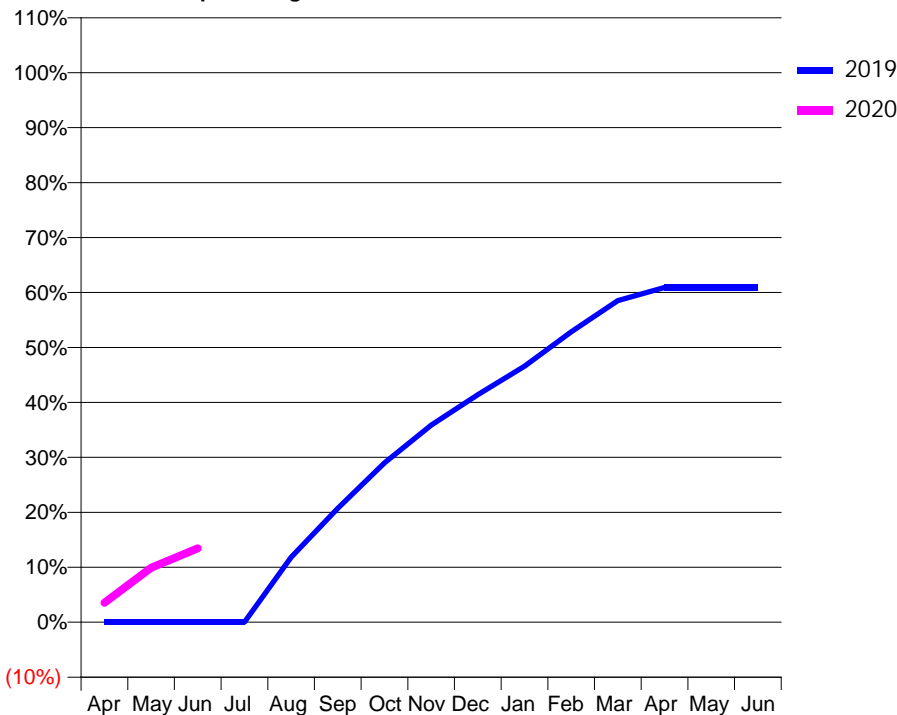
ACCESS*

Patients seen in 24 months	Total	Change since previous quarter
Quarter ending June 2018	2,140	
Quarter ending September 2018	2,283	↑
Quarter ending December 2018	2,274	→
Quarter ending March 2019	2,223	↓
Quarter ending June 2019	2,231	→
Variance since June 2018	4.3%	↑



ACTIVITY

Cumulative percentage of contracted UDA delivered 2019 & 2020



Month	Adjusted Scheduled Activity (UDA)	
	2019	2020
April	0	273
May	0	767
June	0	1,039
July	0	
August	916	
September	1,604	
October	2,244	
November	2,777	
December	3,204	
January	3,604	
February	4,089	
March	4,529	
April	4,713	
May	4,713	
June	4,713	

QUALITY

	Quantity	Base Number	Contract	AT	Region	England
% of FP17s for the same patient ID Re-attending within 3 months - Children	23	174	13.2%	9.8%	11.2%	11.4%
% of FP17s for the same patient ID Re-attending within 3 months - Adults	45	569	7.9%	13.5%	14.8%	15.4%
% of FP17s for the same patient ID Re-attending between 3 & 9 months - Children	119	174	68.4%	63.2%	60.9%	59.8%
% of FP17s for the same patient ID Re-attending between 3 & 9 months - Adults	386	569	67.8%	57.2%	53.2%	52.1%
% of FP17s for Band 1 Urgent Courses	22	628	3.5%	7.0%	8.3%	9.2%
% of FP17s Relating to Free Repair or Replacements	0	628	0.0%	0.7%	0.7%	0.7%
% of FP17s Relating to Continuations	14	628	2.2%	1.0%	0.8%	0.8%
% of Patients satisfied with the dentistry they have received	5	5	N/A	92.3%	93.2%	93.4%
% of Patients satisfied with the time they had to wait for an appointment	5	5	N/A	86.3%	88.5%	87.6%

* This is based on patients treated on this contract for their most recent course of treatment.

Figures in italics indicate the base number of FP17s or Patient Questionnaire responses are less than 100. N/A is shown where the base number of responses is less than 10 during the period. % is calculated as Quantity/Base number*100

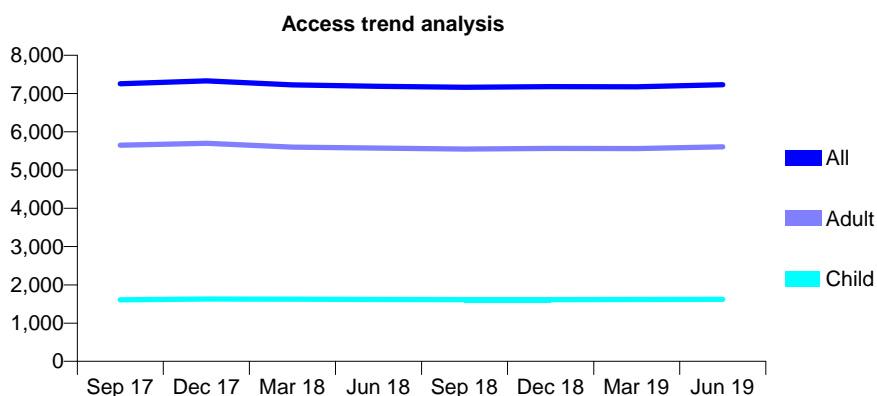
Q55 - Vital Signs At a Glance Contract Report for 946222/0001 - June 2019

Name or company name	Tamworth Dental Surgery
Contract type name	GDS Contract
Purpose of contract	General
Contract start date	01/04/2006
Contract end date	

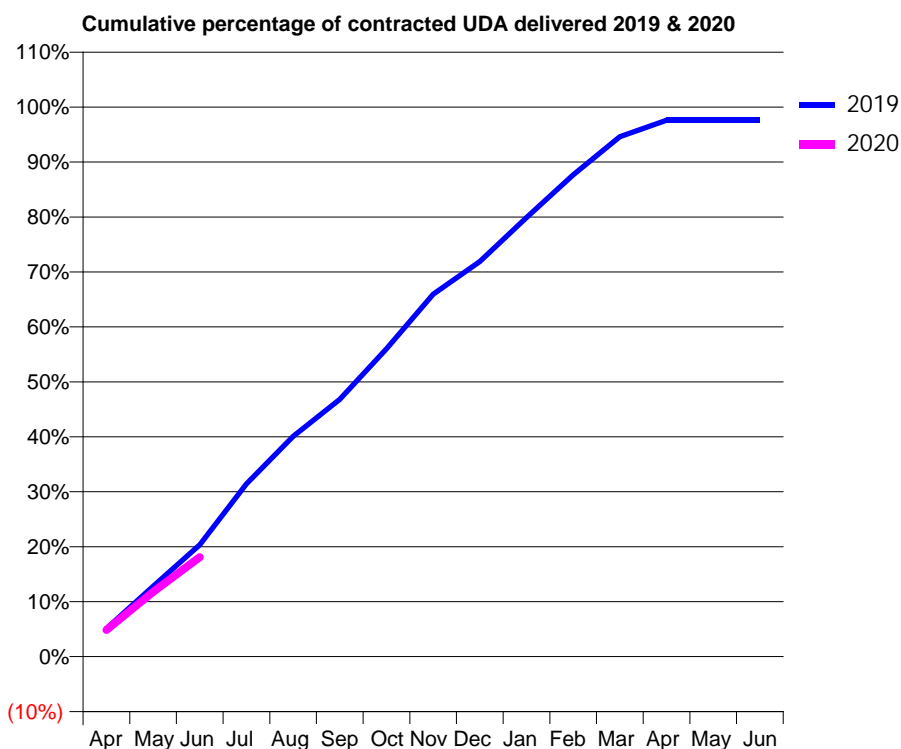
19/20 Contracted general activity (UDA)	22,590
Carry forward general activity (UDA)	0
19/20 Contracted orthodontic activity (UOA)	0
Carry forward orthodontic activity (UOA)	0
Baseline contract value	£539,955.31

ACCESS*

Patients seen in 24 months	Total	Change since previous quarter
Quarter ending June 2018	7,189	
Quarter ending September 2018	7,160	→
Quarter ending December 2018	7,179	→
Quarter ending March 2019	7,176	→
Quarter ending June 2019	7,231	→
Variance since June 2018	0.6%	→



ACTIVITY



Month	Adjusted Scheduled Activity (UDA)	
	2019	2020
April	1,152	1,102
May	2,892	2,660
June	4,595	4,094
July	7,102	
August	9,052	
September	10,575	
October	12,656	
November	14,895	
December	16,242	
January	18,050	
February	19,802	
March	21,369	
April	22,043	
May	22,051	
June	22,049	

QUALITY

	Quantity	Base Number	Contract	AT	Region	England
% of FP17s for the same patient ID Re-attending within 3 months - Children	22	527	4.2%	9.8%	11.2%	11.4%
% of FP17s for the same patient ID Re-attending within 3 months - Adults	147	1,918	7.7%	13.5%	14.8%	15.4%
% of FP17s for the same patient ID Re-attending between 3 & 9 months - Children	327	527	62.0%	63.2%	60.9%	59.8%
% of FP17s for the same patient ID Re-attending between 3 & 9 months - Adults	1,271	1,918	66.3%	57.2%	53.2%	52.1%
% of FP17s for Band 1 Urgent Courses	54	2,095	2.6%	7.0%	8.3%	9.2%
% of FP17s Relating to Free Repair or Replacements	10	2,095	0.5%	0.7%	0.7%	0.7%
% of FP17s Relating to Continuations	0	2,095	0.0%	1.0%	0.8%	0.8%
% of Patients satisfied with the dentistry they have received	2	3	N/A	92.3%	93.2%	93.4%
% of Patients satisfied with the time they had to wait for an appointment	2	3	N/A	86.3%	88.5%	87.6%

* This is based on patients treated on this contract for their most recent course of treatment. Figures in italics indicate the base number of FP17s or Patient Questionnaire responses are less than 100. N/A is shown where the base number of responses is less than 10 during the period. % is calculated as Quantity/Base number*100

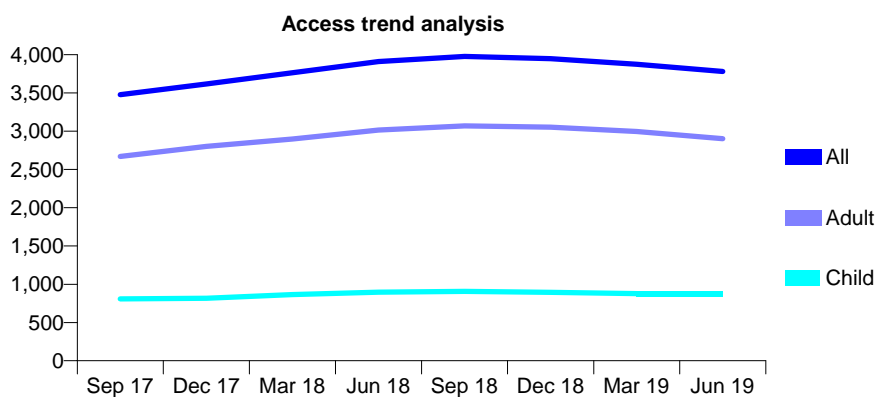
Q55 - Vital Signs At a Glance Contract Report for 950432/0001 - June 2019

Name or company name	MR N NAMIN
Contract type name	GDS Contract
Purpose of contract	General
Contract start date	01/01/2007
Contract end date	

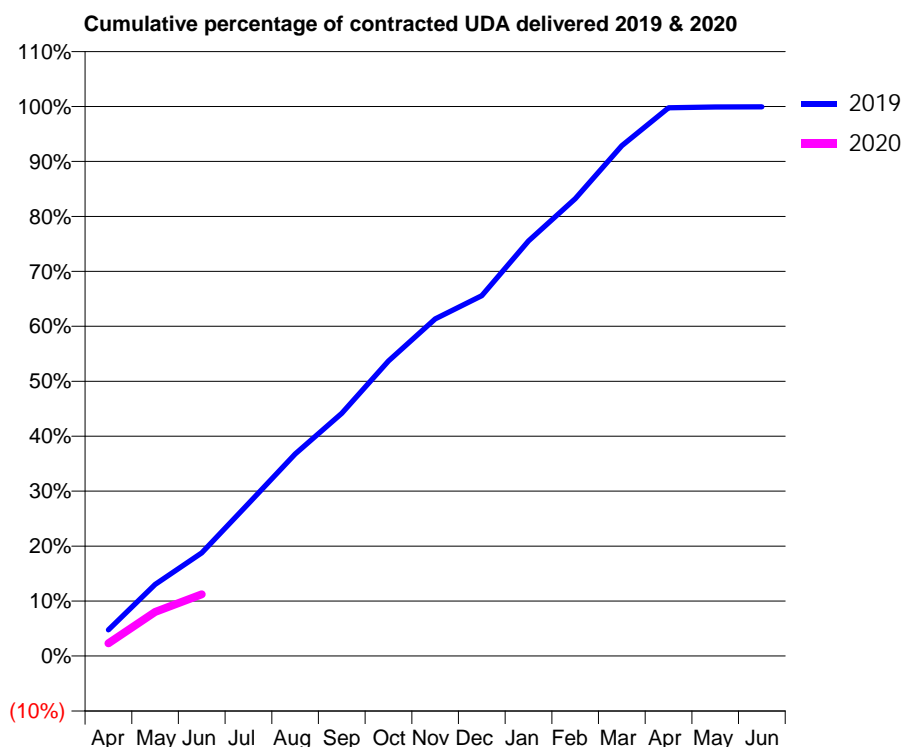
19/20 Contracted general activity (UDA)	16,876
Carry forward general activity (UDA)	0
19/20 Contracted orthodontic activity (UOA)	0
Carry forward orthodontic activity (UOA)	0
Baseline contract value	£430,420.90

ACCESS*

Patients seen in 24 months	Total	Change since previous quarter
Quarter ending June 2018	3,911	
Quarter ending September 2018	3,976	→
Quarter ending December 2018	3,947	→
Quarter ending March 2019	3,873	↓
Quarter ending June 2019	3,780	↓
Variance since June 2018	(3.3%)	↓



ACTIVITY



Month	Adjusted Scheduled Activity (UDA)	
	2019	2020
April	805	390
May	2,203	1,354
June	3,168	1,895
July	4,684	
August	6,206	
September	7,457	
October	9,061	
November	10,357	
December	11,065	
January	12,746	
February	14,044	
March	15,669	
April	16,835	
May	16,859	
June	16,862	

QUALITY

	Quantity	Base Number	Contract	AT	Region	England
% of FP17s for the same patient ID Re-attending within 3 months - Children	24	322	7.5%	9.8%	11.2%	11.4%
% of FP17s for the same patient ID Re-attending within 3 months - Adults	140	962	14.6%	13.5%	14.8%	15.4%
% of FP17s for the same patient ID Re-attending between 3 & 9 months - Children	241	322	74.8%	63.2%	60.9%	59.8%
% of FP17s for the same patient ID Re-attending between 3 & 9 months - Adults	688	962	71.5%	57.2%	53.2%	52.1%
% of FP17s for Band 1 Urgent Courses	148	860	17.2%	7.0%	8.3%	9.2%
% of FP17s Relating to Free Repair or Replacements	3	860	0.3%	0.7%	0.7%	0.7%
% of FP17s Relating to Continuations	8	860	0.9%	1.0%	0.8%	0.8%
% of Patients satisfied with the dentistry they have received	13	14	92.9%	92.3%	93.2%	93.4%
% of Patients satisfied with the time they had to wait for an appointment	13	14	92.9%	86.3%	88.5%	87.6%

* This is based on patients treated on this contract for their most recent course of treatment. Figures in italics indicate the base number of FP17s or Patient Questionnaire responses are less than 100. N/A is shown where the base number of responses is less than 10 during the period. % is calculated as Quantity/Base number*100

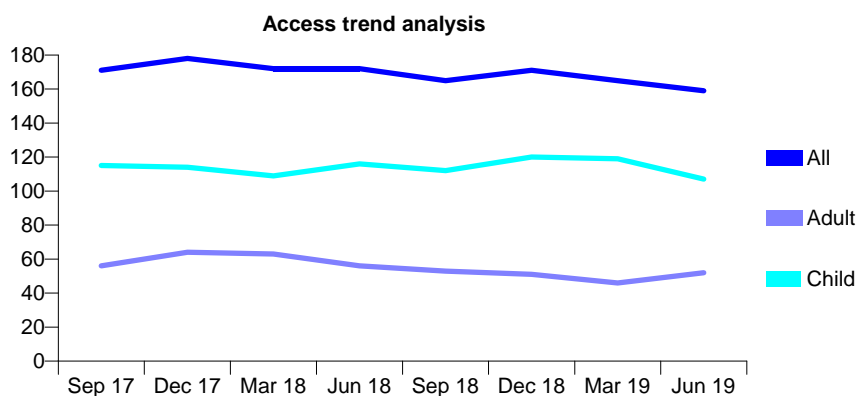
Q55 - Vital Signs At a Glance Contract Report for 959901/0001 - June 2019

Name or company name	Peak Smiles Studio Partnership
Contract type name	GDS Contract
Purpose of contract	General and Orthodontic
Contract start date	01/04/2006
Contract end date	

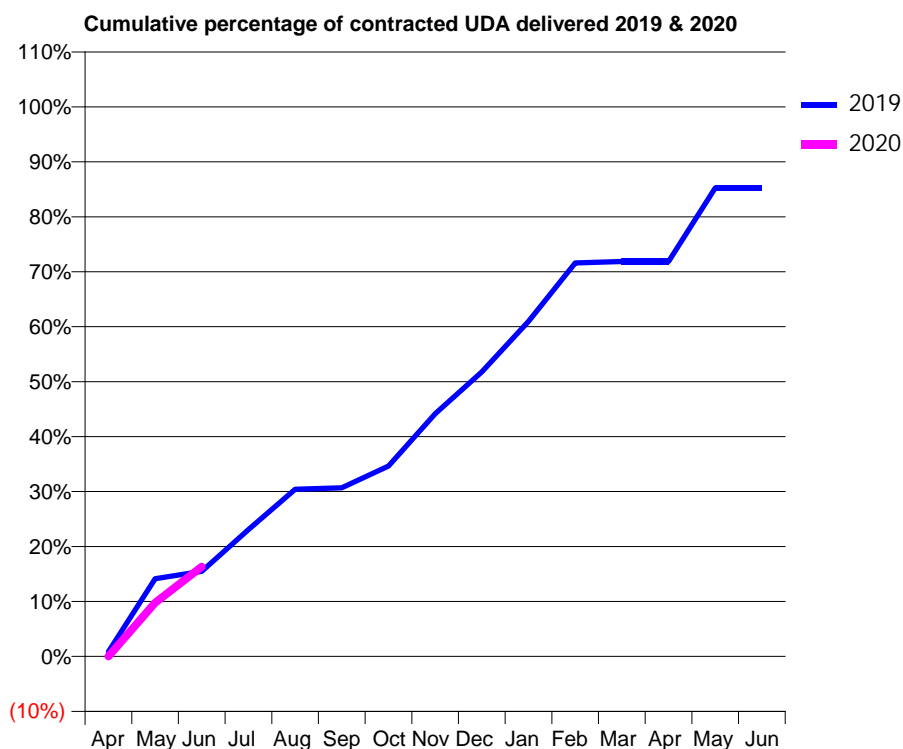
19/20 Contracted general activity (UDA)	369
Carry forward general activity (UDA)	0
19/20 Contracted orthodontic activity (UOA)	3,233
Carry forward orthodontic activity (UOA)	0
Baseline contract value	£236,454.98

ACCESS*

Patients seen in 24 months	Total	Change since previous quarter
Quarter ending June 2018	172	
Quarter ending September 2018	165	↓
Quarter ending December 2018	171	↑
Quarter ending March 2019	165	↓
Quarter ending June 2019	159	↓
Variance since June 2018	(7.6%)	↓



ACTIVITY



Month	Adjusted Scheduled Activity (UDA)	
	2019	2020
April	3	0
May	52	36
June	57	60
July	85	
August	112	
September	113	
October	128	
November	163	
December	191	
January	225	
February	264	
March	265	
April	265	
May	315	
June	315	

QUALITY

	Quantity	Base Number	Contract	AT	Region	England
% of FP17s for the same patient ID Re-attending within 3 months - Children	3	78	3.8%	9.8%	11.2%	11.4%
% of FP17s for the same patient ID Re-attending within 3 months - Adults	0	18	0.0%	13.5%	14.8%	15.4%
% of FP17s for the same patient ID Re-attending between 3 & 9 months - Children	18	78	23.1%	63.2%	60.9%	59.8%
% of FP17s for the same patient ID Re-attending between 3 & 9 months - Adults	2	18	11.1%	57.2%	53.2%	52.1%
% of FP17s for Band 1 Urgent Courses	1	29	3.4%	7.0%	8.3%	9.2%
% of FP17s Relating to Free Repair or Replacements	0	29	0.0%	0.7%	0.7%	0.7%
% of FP17s Relating to Continuations	0	29	0.0%	1.0%	0.8%	0.8%
% of Patients satisfied with the dentistry they have received	0	0	N/A	92.3%	93.2%	93.4%
% of Patients satisfied with the time they had to wait for an appointment	0	0	N/A	86.3%	88.5%	87.6%

* This is based on patients treated on this contract for their most recent course of treatment. Figures in italics indicate the base number of FP17s or Patient Questionnaire responses are less than 100. N/A is shown where the base number of responses is less than 10 during the period. % is calculated as Quantity/Base number*100

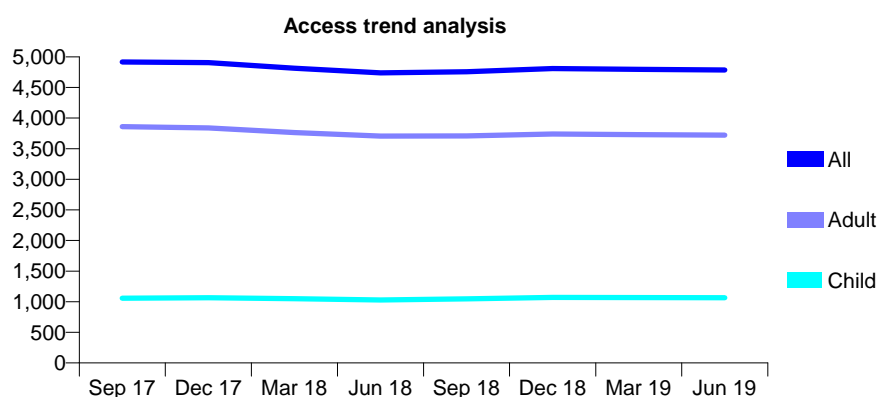
Q55 - Vital Signs At a Glance Contract Report for 960764/0002 - June 2019

Name or company name	MR SS CHITA
Contract type name	GDS Contract
Purpose of contract	General
Contract start date	05/01/2009
Contract end date	

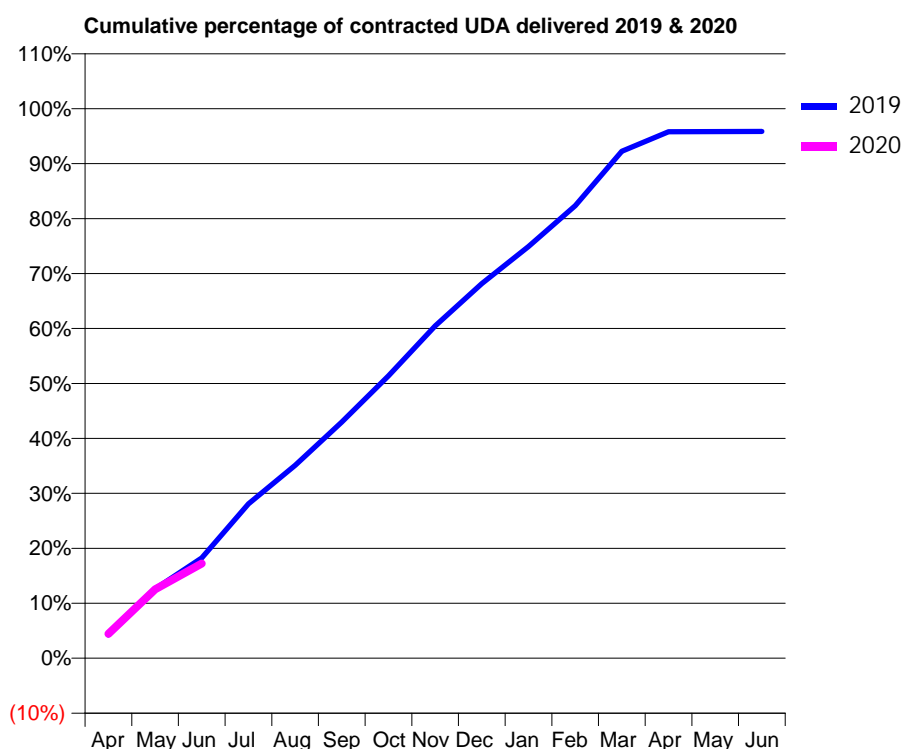
19/20 Contracted general activity (UDA)	13,780
Carry forward general activity (UDA)	0
19/20 Contracted orthodontic activity (UOA)	0
Carry forward orthodontic activity (UOA)	0
Baseline contract value	£340,991.61

ACCESS*

Patients seen in 24 months	Total	Change since previous quarter
Quarter ending June 2018	4,738	
Quarter ending September 2018	4,757	→
Quarter ending December 2018	4,810	→
Quarter ending March 2019	4,797	→
Quarter ending June 2019	4,786	→
Variance since June 2018	1.0%	→



ACTIVITY



Adjusted Scheduled Activity (UDA)		
Month	2019	2020
April	585	615
May	1,740	1,729
June	2,511	2,373
July	3,871	
August	4,838	
September	5,921	
October	7,080	
November	8,335	
December	9,392	
January	10,326	
February	11,346	
March	12,712	
April	13,200	
May	13,204	
June	13,210	

QUALITY

	Quantity	Base Number	Contract	AT	Region	England
% of FP17s for the same patient ID Re-attending within 3 months - Children	21	374	5.6%	9.8%	11.2%	11.4%
% of FP17s for the same patient ID Re-attending within 3 months - Adults	181	1,349	13.4%	13.5%	14.8%	15.4%
% of FP17s for the same patient ID Re-attending between 3 & 9 months - Children	275	374	73.5%	63.2%	60.9%	59.8%
% of FP17s for the same patient ID Re-attending between 3 & 9 months - Adults	910	1,349	67.5%	57.2%	53.2%	52.1%
% of FP17s for Band 1 Urgent Courses	82	1,454	5.6%	7.0%	8.3%	9.2%
% of FP17s Relating to Free Repair or Replacements	38	1,454	2.6%	0.7%	0.7%	0.7%
% of FP17s Relating to Continuations	10	1,454	0.7%	1.0%	0.8%	0.8%
% of Patients satisfied with the dentistry they have received	1	1	N/A	92.3%	93.2%	93.4%
% of Patients satisfied with the time they had to wait for an appointment	1	1	N/A	86.3%	88.5%	87.6%

* This is based on patients treated on this contract for their most recent course of treatment.

Figures in italics indicate the base number of FP17s or Patient Questionnaire responses are less than 100. N/A is shown where the base number of responses is less than 10 during the period. % is calculated as Quantity/Base number*100

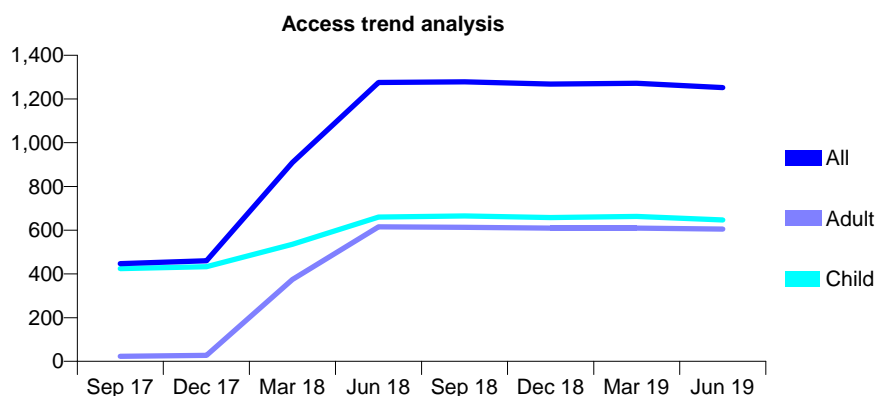
Q55 - Vital Signs At a Glance Contract Report for 964778/0001 - June 2019

Name or company name	MR KS MISSAN
Contract type name	GDS Contract
Purpose of contract	General
Contract start date	01/06/2010
Contract end date	

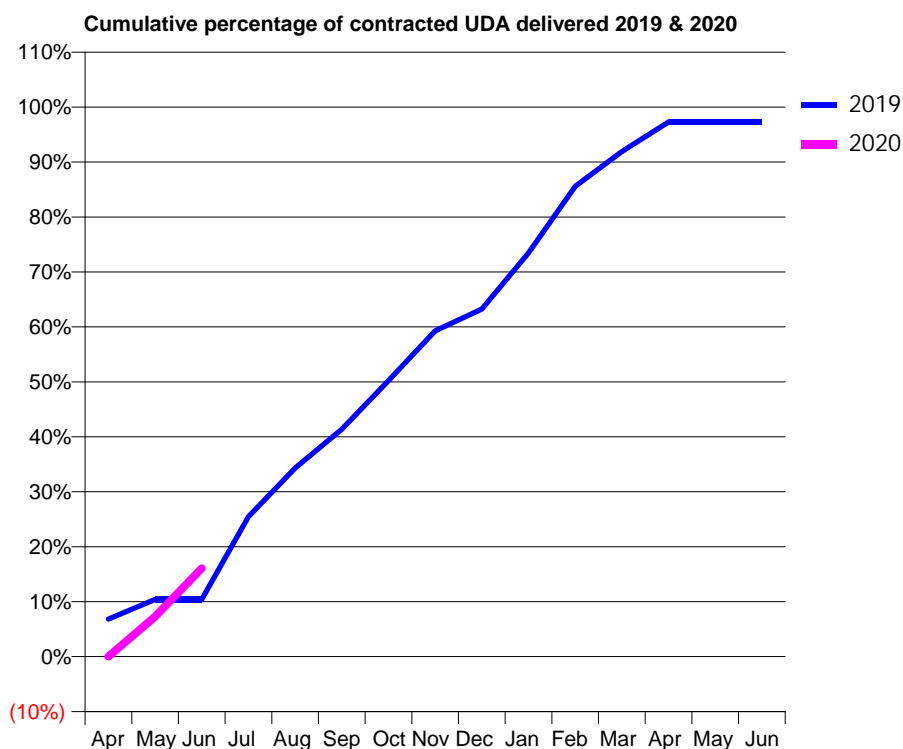
19/20 Contracted general activity (UDA)	950
Carry forward general activity (UDA)	0
19/20 Contracted orthodontic activity (UOA)	0
Carry forward orthodontic activity (UOA)	0
Baseline contract value	£23,891.13

ACCESS*

Patients seen in 24 months	Total	Change since previous quarter
Quarter ending June 2018	1,275	
Quarter ending September 2018	1,278	→
Quarter ending December 2018	1,268	→
Quarter ending March 2019	1,272	→
Quarter ending June 2019	1,252	↓
Variance since June 2018	(1.8%)	↓



ACTIVITY



Month	Adjusted Scheduled Activity (UDA)	
	2019	2020
April	65	0
May	99	69
June	99	152
July	242	
August	326	
September	393	
October	477	
November	563	
December	601	
January	698	
February	813	
March	873	
April	924	
May	924	
June	924	

QUALITY

	Quantity	Base Number	Contract	AT	Region	England
% of FP17s for the same patient ID Re-attending within 3 months - Children	6	174	3.4%	9.8%	11.2%	11.4%
% of FP17s for the same patient ID Re-attending within 3 months - Adults	0	3	0.0%	13.5%	14.8%	15.4%
% of FP17s for the same patient ID Re-attending between 3 & 9 months - Children	138	174	79.3%	63.2%	60.9%	59.8%
% of FP17s for the same patient ID Re-attending between 3 & 9 months - Adults	3	3	100.0%	57.2%	53.2%	52.1%
% of FP17s for Band 1 Urgent Courses	2	136	1.5%	7.0%	8.3%	9.2%
% of FP17s Relating to Free Repair or Replacements	0	136	0.0%	0.7%	0.7%	0.7%
% of FP17s Relating to Continuations	0	136	0.0%	1.0%	0.8%	0.8%
% of Patients satisfied with the dentistry they have received	0	0	N/A	92.3%	93.2%	93.4%
% of Patients satisfied with the time they had to wait for an appointment	0	0	N/A	86.3%	88.5%	87.6%

* This is based on patients treated on this contract for their most recent course of treatment. Figures in italics indicate the base number of FP17s or Patient Questionnaire responses are less than 100. N/A is shown where the base number of responses is less than 10 during the period. % is calculated as Quantity/Base number*100

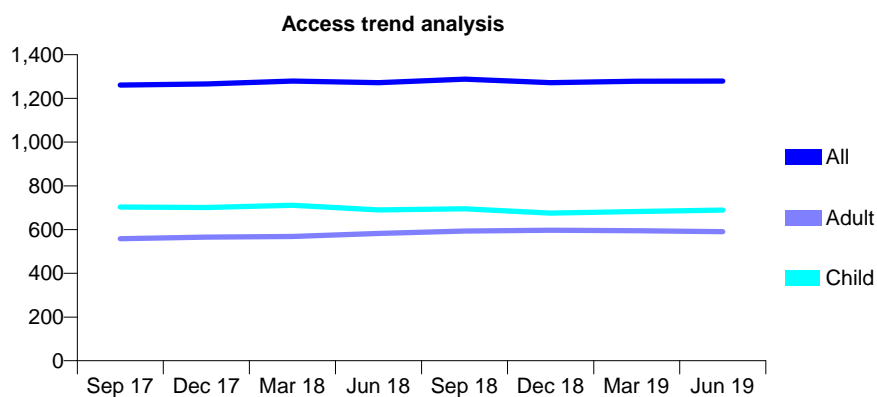
Q55 - Vital Signs At a Glance Contract Report for 993840/0001 - June 2019

Name or company name	MR RB CANTILLON
Contract type name	GDS Contract
Purpose of contract	General
Contract start date	01/04/2006
Contract end date	

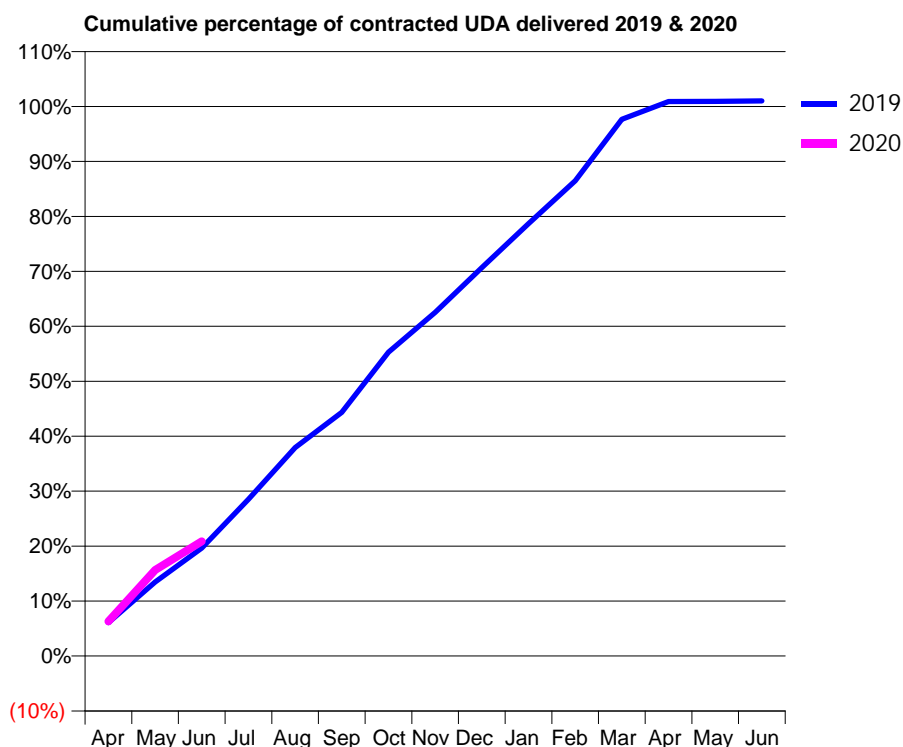
19/20 Contracted general activity (UDA)	3,221
Carry forward general activity (UDA)	0
19/20 Contracted orthodontic activity (UOA)	0
Carry forward orthodontic activity (UOA)	0
Baseline contract value	£74,667.18

ACCESS*

Patients seen in 24 months	Total	Change since previous quarter
Quarter ending June 2018	1,272	
Quarter ending September 2018	1,288	→
Quarter ending December 2018	1,272	↓
Quarter ending March 2019	1,278	→
Quarter ending June 2019	1,279	→
Variance since June 2018	0.6%	→



ACTIVITY



Month	Adjusted Scheduled Activity (UDA)	
	2019	2020
April	196	203
May	434	504
June	633	672
July	919	
August	1,222	
September	1,429	
October	1,781	
November	2,015	
December	2,277	
January	2,534	
February	2,785	
March	3,145	
April	3,249	
May	3,250	
June	3,253	

QUALITY

	Quantity	Base Number	Contract	AT	Region	England
% of FP17s for the same patient ID Re-attending within 3 months - Children	21	270	7.8%	9.8%	11.2%	11.4%
% of FP17s for the same patient ID Re-attending within 3 months - Adults	31	180	17.2%	13.5%	14.8%	15.4%
% of FP17s for the same patient ID Re-attending between 3 & 9 months - Children	193	270	71.5%	63.2%	60.9%	59.8%
% of FP17s for the same patient ID Re-attending between 3 & 9 months - Adults	120	180	66.7%	57.2%	53.2%	52.1%
% of FP17s for Band 1 Urgent Courses	21	384	5.5%	7.0%	8.3%	9.2%
% of FP17s Relating to Free Repair or Replacements	1	384	0.3%	0.7%	0.7%	0.7%
% of FP17s Relating to Continuations	8	384	2.1%	1.0%	0.8%	0.8%
% of Patients satisfied with the dentistry they have received	1	1	N/A	92.3%	93.2%	93.4%
% of Patients satisfied with the time they had to wait for an appointment	1	1	N/A	86.3%	88.5%	87.6%

* This is based on patients treated on this contract for their most recent course of treatment. Figures in italics indicate the base number of FP17s or Patient Questionnaire responses are less than 100. N/A is shown where the base number of responses is less than 10 during the period. % is calculated as Quantity/Base number*100

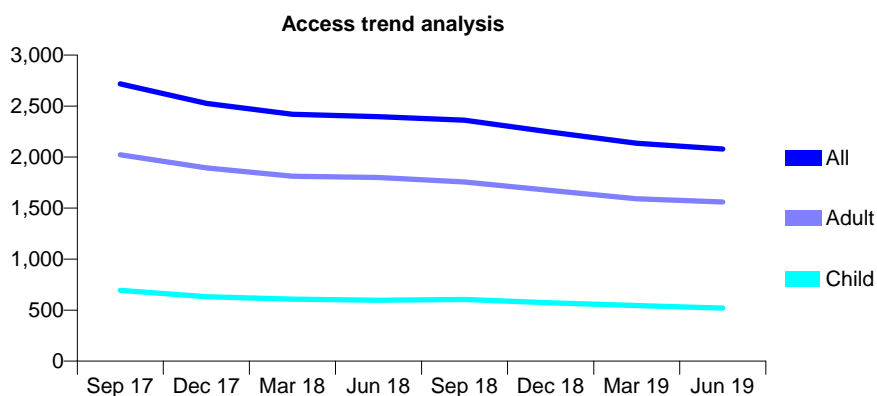
Q55 - Vital Signs At a Glance Contract Report for 997277/0001 - June 2019

Name or company name	MR CA CUNNINGTON
Contract type name	GDS Contract
Purpose of contract	General and Orthodontic
Contract start date	01/04/2006
Contract end date	

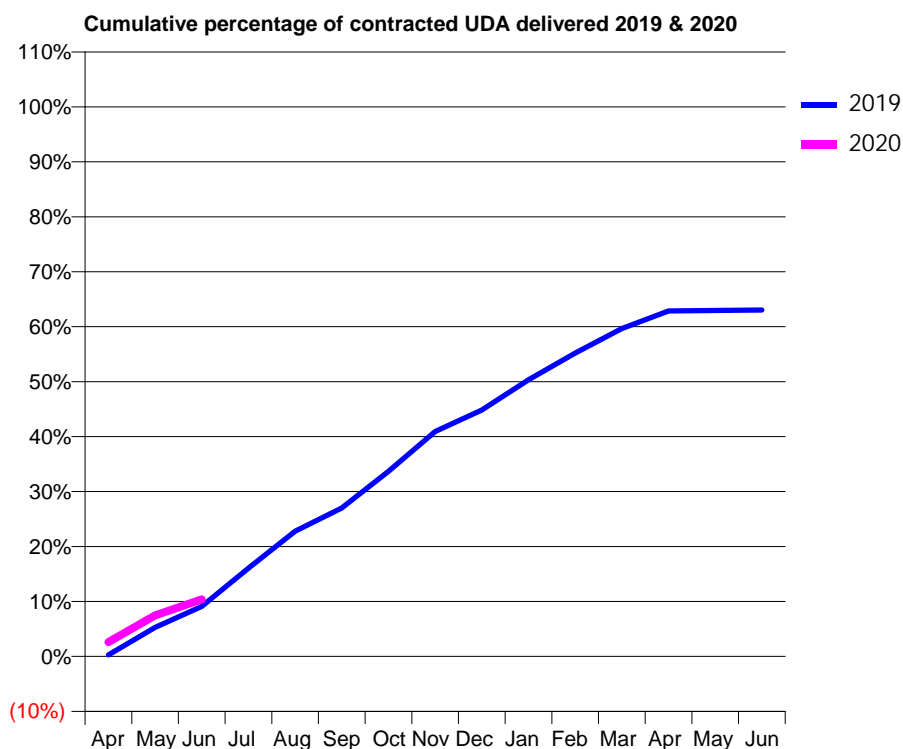
19/20 Contracted general activity (UDA)	10,740
Carry forward general activity (UDA)	0
19/20 Contracted orthodontic activity (UOA)	210
Carry forward orthodontic activity (UOA)	0
Baseline contract value	£256,273.96

ACCESS*

Patients seen in 24 months	Total	Change since previous quarter
Quarter ending June 2018	2,397	
Quarter ending September 2018	2,361	↓
Quarter ending December 2018	2,245	↓
Quarter ending March 2019	2,135	↓
Quarter ending June 2019	2,079	↓
Variance since June 2018	(13.3%)	↓



ACTIVITY



Month	2019	2020
April	31	280
May	568	805
June	980	1,114
July	1,724	
August	2,449	
September	2,902	
October	3,620	
November	4,396	
December	4,814	
January	5,408	
February	5,927	
March	6,408	
April	6,753	
May	6,761	
June	6,771	

QUALITY

	Quantity	Base Number	Contract	AT	Region	England
% of FP17s for the same patient ID Re-attending within 3 months - Children	11	203	5.4%	9.8%	11.2%	11.4%
% of FP17s for the same patient ID Re-attending within 3 months - Adults	36	660	5.5%	13.5%	14.8%	15.4%
% of FP17s for the same patient ID Re-attending between 3 & 9 months - Children	153	203	75.4%	63.2%	60.9%	59.8%
% of FP17s for the same patient ID Re-attending between 3 & 9 months - Adults	528	660	80.0%	57.2%	53.2%	52.1%
% of FP17s for Band 1 Urgent Courses	6	656	0.9%	7.0%	8.3%	9.2%
% of FP17s Relating to Free Repair or Replacements	3	656	0.5%	0.7%	0.7%	0.7%
% of FP17s Relating to Continuations	4	656	0.6%	1.0%	0.8%	0.8%
% of Patients satisfied with the dentistry they have received	0	0	N/A	92.3%	93.2%	93.4%
% of Patients satisfied with the time they had to wait for an appointment	0	0	N/A	86.3%	88.5%	87.6%

* This is based on patients treated on this contract for their most recent course of treatment. Figures in italics indicate the base number of FP17s or Patient Questionnaire responses are less than 100. N/A is shown where the base number of responses is less than 10 during the period. % is calculated as Quantity/Base number*100

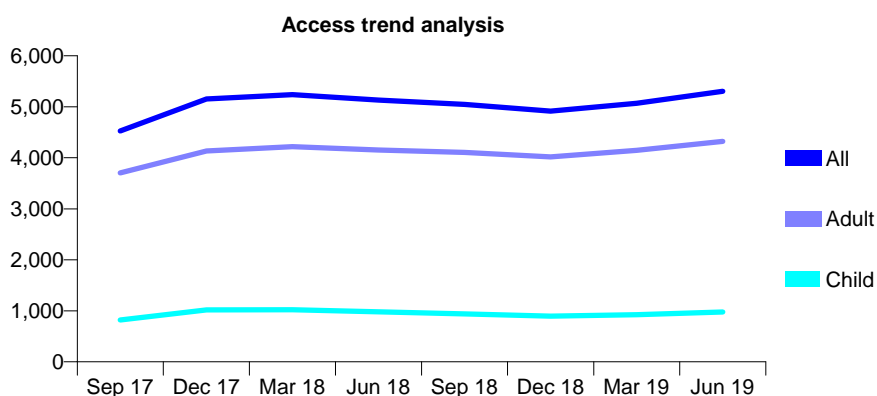
Q56 - Vital Signs At a Glance Contract Report for 10010/0000 - June 2019

Name or company name	M and H Tehrani, Jinesh Vaghela, Jiten Vag
Contract type name	GDS Contract
Purpose of contract	General
Contract start date	01/02/2016
Contract end date	

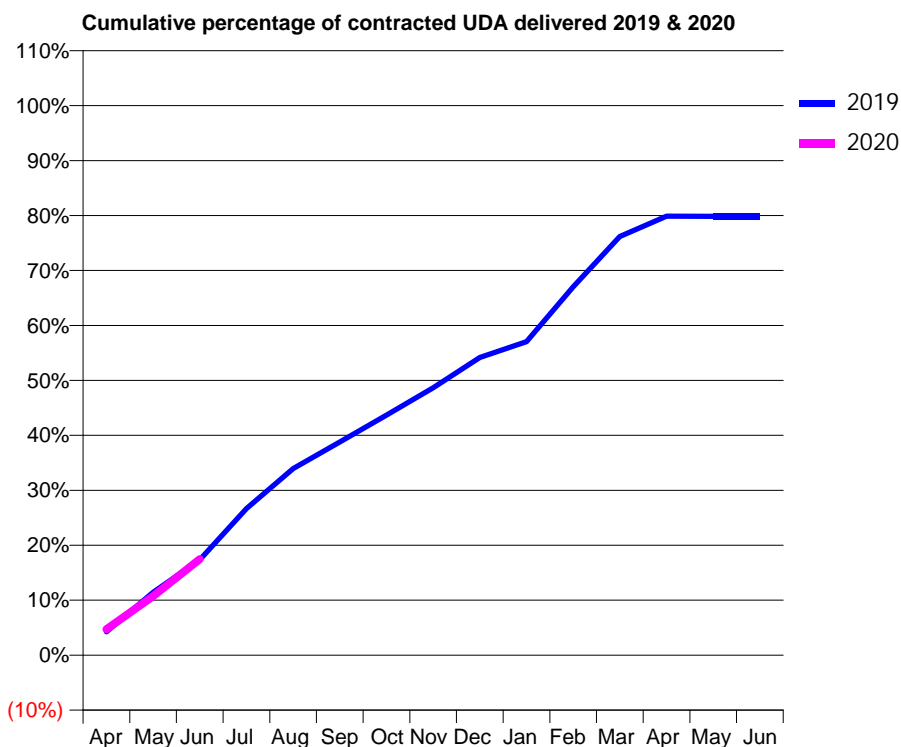
19/20 Contracted general activity (UDA)	11,500
Carry forward general activity (UDA)	0
19/20 Contracted orthodontic activity (UOA)	0
Carry forward orthodontic activity (UOA)	0
Baseline contract value	£286,094.31

ACCESS*

Patients seen in 24 months	Total	Change since previous quarter
Quarter ending June 2018	5,134	
Quarter ending September 2018	5,047	↓
Quarter ending December 2018	4,916	↓
Quarter ending March 2019	5,071	↑
Quarter ending June 2019	5,303	↑
Variance since June 2018	3.3%	↑



ACTIVITY



Month	Adjusted Scheduled Activity (UDA)	
	2019	2020
April	488	544
May	1,316	1,235
June	1,997	2,010
July	3,069	
August	3,905	
September	4,462	
October	5,023	
November	5,596	
December	6,230	
January	6,560	
February	7,709	
March	8,762	
April	9,186	
May	9,184	
June	9,184	

QUALITY

	Quantity	Base Number	Contract	AT	Region	England
% of FP17s for the same patient ID Re-attending within 3 months - Children	22	334	6.6%	10.1%	11.2%	11.4%
% of FP17s for the same patient ID Re-attending within 3 months - Adults	171	1,518	11.3%	13.6%	14.8%	15.4%
% of FP17s for the same patient ID Re-attending between 3 & 9 months - Children	140	334	41.9%	60.9%	60.9%	59.8%
% of FP17s for the same patient ID Re-attending between 3 & 9 months - Adults	534	1,518	35.2%	50.7%	53.2%	52.1%
% of FP17s for Band 1 Urgent Courses	143	1,078	13.3%	9.1%	8.3%	9.2%
% of FP17s Relating to Free Repair or Replacements	6	1,078	0.6%	0.7%	0.7%	0.7%
% of FP17s Relating to Continuations	2	1,078	0.2%	0.8%	0.8%	0.8%
% of Patients satisfied with the dentistry they have received	4	4	N/A	93.0%	93.2%	93.4%
% of Patients satisfied with the time they had to wait for an appointment	4	4	N/A	87.2%	88.5%	87.6%

* This is based on patients treated on this contract for their most recent course of treatment. Figures in italics indicate the base number of FP17s or Patient Questionnaire responses are less than 100. N/A is shown where the base number of responses is less than 10 during the period. % is calculated as Quantity/Base number*100

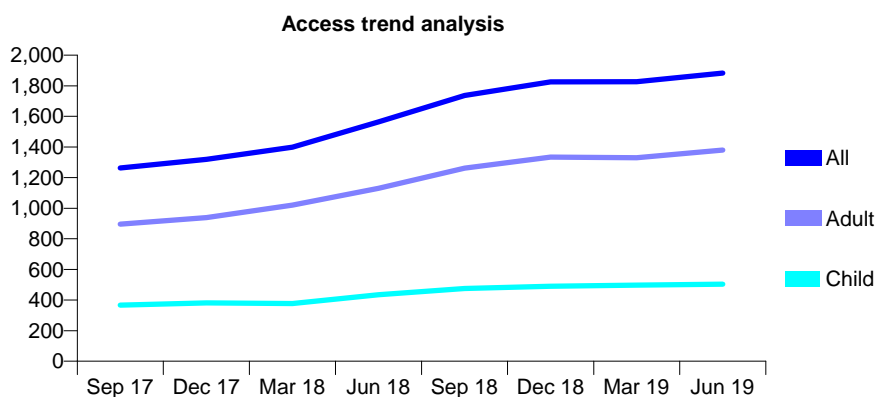
Q56 - Vital Signs At a Glance Contract Report for 100036/0000 - June 2019

Name or company name	Dr Veehar Malde
Contract type name	GDS Contract
Purpose of contract	General
Contract start date	01/03/2016
Contract end date	

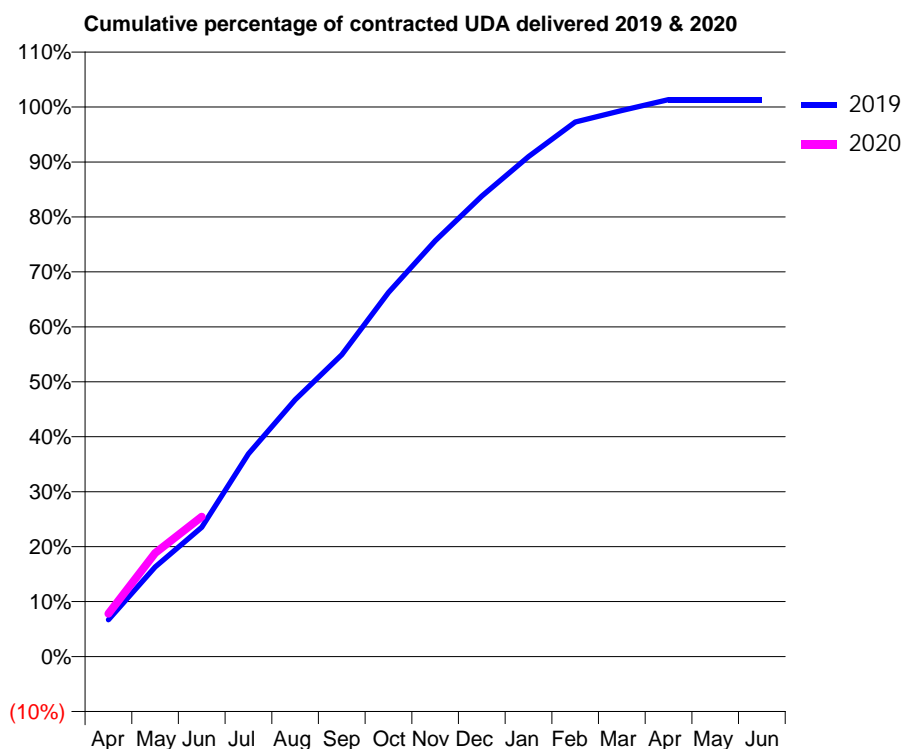
19/20 Contracted general activity (UDA)	4,029
Carry forward general activity (UDA)	0
19/20 Contracted orthodontic activity (UOA)	0
Carry forward orthodontic activity (UOA)	0
Baseline contract value	£103,086.52

ACCESS*

Patients seen in 24 months	Total	Change since previous quarter
Quarter ending June 2018	1,565	
Quarter ending September 2018	1,737	↑
Quarter ending December 2018	1,825	↑
Quarter ending March 2019	1,827	→
Quarter ending June 2019	1,884	↑
Variance since June 2018	20.4%	↑



ACTIVITY



Month	Adjusted Scheduled Activity (UDA)	
	2019	2020
April	269	314
May	657	759
June	948	1,025
July	1,487	
August	1,883	
September	2,213	
October	2,669	
November	3,048	
December	3,376	
January	3,665	
February	3,918	
March	4,003	
April	4,083	
May	4,083	
June	4,083	

QUALITY

	Quantity	Base Number	Contract	AT	Region	England
% of FP17s for the same patient ID Re-attending within 3 months - Children	3	204	1.5%	10.1%	11.2%	11.4%
% of FP17s for the same patient ID Re-attending within 3 months - Adults	20	516	3.9%	13.6%	14.8%	15.4%
% of FP17s for the same patient ID Re-attending between 3 & 9 months - Children	140	204	68.6%	60.9%	60.9%	59.8%
% of FP17s for the same patient ID Re-attending between 3 & 9 months - Adults	318	516	61.6%	50.7%	53.2%	52.1%
% of FP17s for Band 1 Urgent Courses	16	657	2.4%	9.1%	8.3%	9.2%
% of FP17s Relating to Free Repair or Replacements	3	657	0.5%	0.7%	0.7%	0.7%
% of FP17s Relating to Continuations	6	657	0.9%	0.8%	0.8%	0.8%
% of Patients satisfied with the dentistry they have received	0	0	N/A	93.0%	93.2%	93.4%
% of Patients satisfied with the time they had to wait for an appointment	0	0	N/A	87.2%	88.5%	87.6%

* This is based on patients treated on this contract for their most recent course of treatment. Figures in italics indicate the base number of FP17s or Patient Questionnaire responses are less than 100. N/A is shown where the base number of responses is less than 10 during the period. % is calculated as Quantity/Base number*100

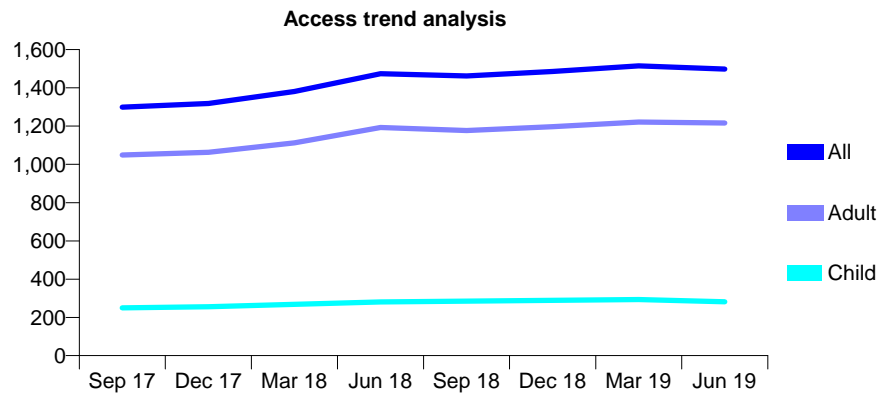
Q56 - Vital Signs At a Glance Contract Report for 100128/0000 - June 2019

Name or company name	Rookwood Dental Practice
Contract type name	GDS Contract
Purpose of contract	General
Contract start date	06/04/2016
Contract end date	

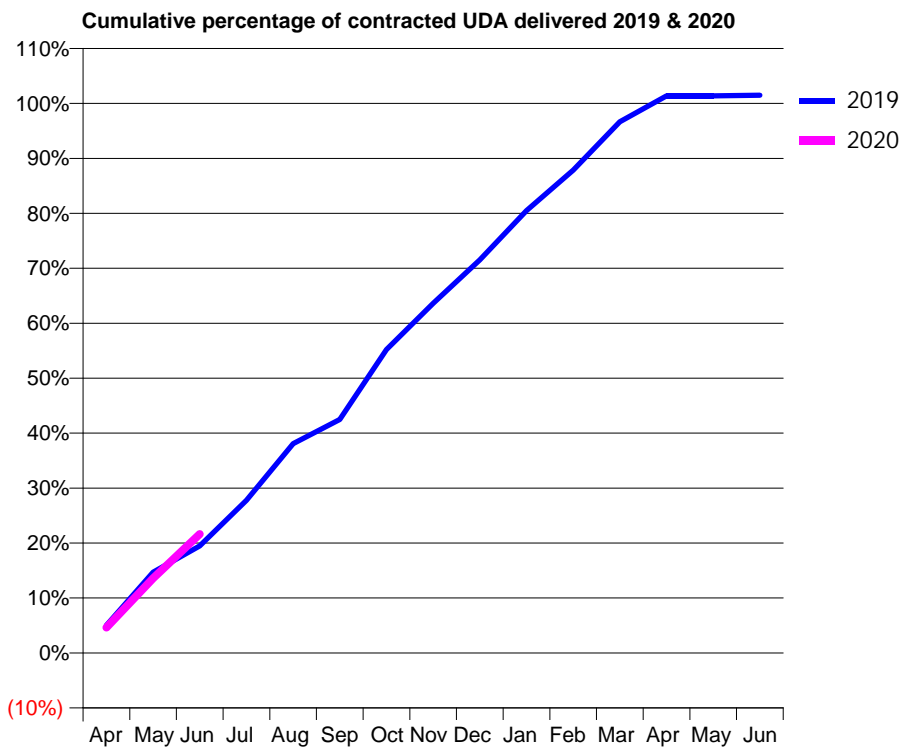
19/20 Contracted general activity (UDA)	3,939
Carry forward general activity (UDA)	0
19/20 Contracted orthodontic activity (UOA)	0
Carry forward orthodontic activity (UOA)	0
Baseline contract value	£103,656.15

ACCESS*

Patients seen in 24 months	Total	Change since previous quarter
Quarter ending June 2018	1,474	
Quarter ending September 2018	1,462	→
Quarter ending December 2018	1,486	→
Quarter ending March 2019	1,515	→
Quarter ending June 2019	1,498	↓
Variance since June 2018	1.6%	→



ACTIVITY



Month	2019	2020
April	224	182
May	652	536
June	864	852
July	1,233	
August	1,690	
September	1,885	
October	2,451	
November	2,824	
December	3,175	
January	3,573	
February	3,900	
March	4,290	
April	4,500	
May	4,500	
June	4,505	

QUALITY

	Quantity	Base Number	Contract	AT	Region	England
% of FP17s for the same patient ID Re-attending within 3 months - Children	7	103	6.8%	10.1%	11.2%	11.4%
% of FP17s for the same patient ID Re-attending within 3 months - Adults	45	433	10.4%	13.6%	14.8%	15.4%
% of FP17s for the same patient ID Re-attending between 3 & 9 months - Children	76	103	73.8%	60.9%	60.9%	59.8%
% of FP17s for the same patient ID Re-attending between 3 & 9 months - Adults	285	433	65.8%	50.7%	53.2%	52.1%
% of FP17s for Band 1 Urgent Courses	11	443	2.5%	9.1%	8.3%	9.2%
% of FP17s Relating to Free Repair or Replacements	5	443	1.1%	0.7%	0.7%	0.7%
% of FP17s Relating to Continuations	2	443	0.5%	0.8%	0.8%	0.8%
% of Patients satisfied with the dentistry they have received	10	11	90.9%	93.0%	93.2%	93.4%
% of Patients satisfied with the time they had to wait for an appointment	10	11	90.9%	87.2%	88.5%	87.6%

* This is based on patients treated on this contract for their most recent course of treatment.

Figures in italics indicate the base number of FP17s or Patient Questionnaire responses are less than 100. N/A is shown where the base number of responses is less than 10 during the period. % is calculated as Quantity/Base number*100

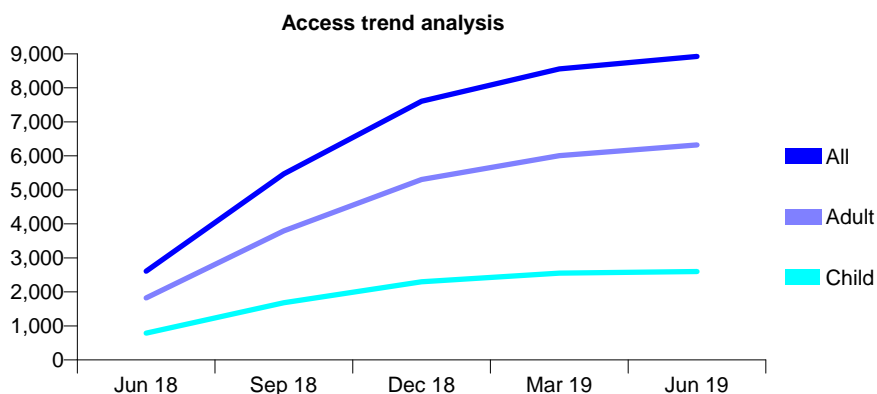
Q56 - Vital Signs At a Glance Contract Report for 100647/0000 - June 2019

Name or company name	Mr K Makwana & Mr P Patel
Contract type name	GDS Contract
Purpose of contract	General
Contract start date	01/04/2018
Contract end date	

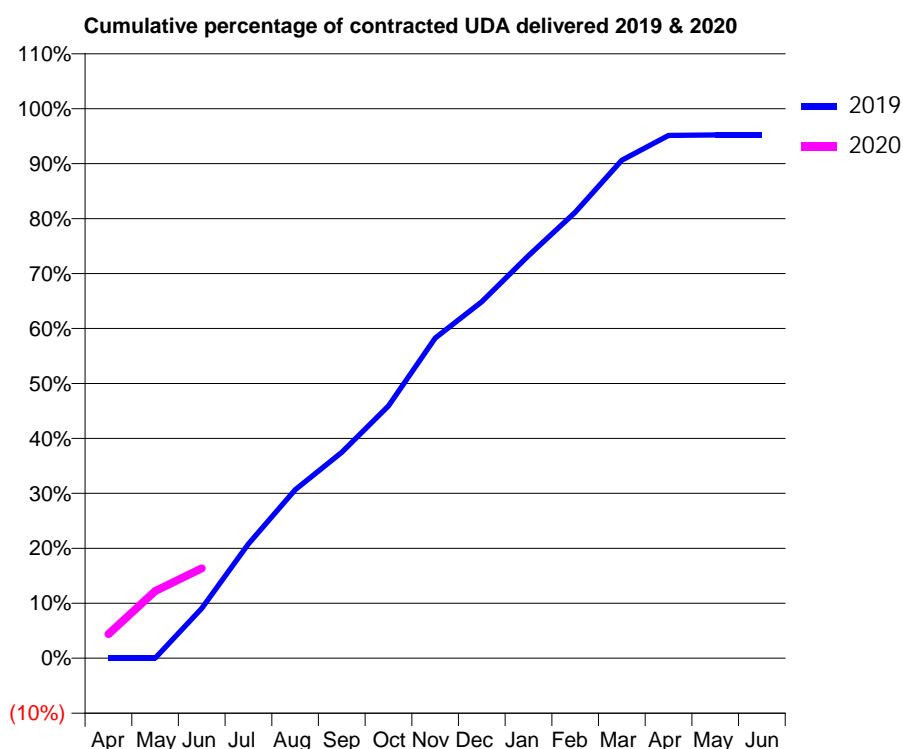
19/20 Contracted general activity (UDA)	25,000
Carry forward general activity (UDA)	0
19/20 Contracted orthodontic activity (UOA)	0
Carry forward orthodontic activity (UOA)	0
Baseline contract value	£681,590.53

ACCESS*

Patients seen in 24 months	Total	Change since previous quarter
Quarter ending June 2018	2,610	
Quarter ending September 2018	5,474	↑
Quarter ending December 2018	7,605	↑
Quarter ending March 2019	8,558	↑
Quarter ending June 2019	8,925	↑
Variance since June 2018	242.0%	↑



ACTIVITY



Month	Adjusted Scheduled Activity (UDA)	
	2019	2020
April	0	1,096
May	0	3,054
June	2,270	4,088
July	5,200	
August	7,667	
September	9,370	
October	11,475	
November	14,566	
December	16,222	
January	18,314	
February	20,291	
March	22,648	
April	23,787	
May	23,800	
June	23,800	

QUALITY

	Quantity	Base Number	Contract	AT	Region	England
% of FP17s for the same patient ID Re-attending within 3 months - Children	34	976	3.5%	10.1%	11.2%	11.4%
% of FP17s for the same patient ID Re-attending within 3 months - Adults	242	2,268	10.7%	13.6%	14.8%	15.4%
% of FP17s for the same patient ID Re-attending between 3 & 9 months - Children	686	976	70.3%	60.9%	60.9%	59.8%
% of FP17s for the same patient ID Re-attending between 3 & 9 months - Adults	1,484	2,268	65.4%	50.7%	53.2%	52.1%
% of FP17s for Band 1 Urgent Courses	148	2,526	5.9%	9.1%	8.3%	9.2%
% of FP17s Relating to Free Repair or Replacements	17	2,526	0.7%	0.7%	0.7%	0.7%
% of FP17s Relating to Continuations	15	2,526	0.6%	0.8%	0.8%	0.8%
% of Patients satisfied with the dentistry they have received	6	6	N/A	93.0%	93.2%	93.4%
% of Patients satisfied with the time they had to wait for an appointment	3	6	N/A	87.2%	88.5%	87.6%

* This is based on patients treated on this contract for their most recent course of treatment.

Figures in italics indicate the base number of FP17s or Patient Questionnaire responses are less than 100. N/A is shown where the base number of responses is less than 10 during the period. % is calculated as Quantity/Base number*100

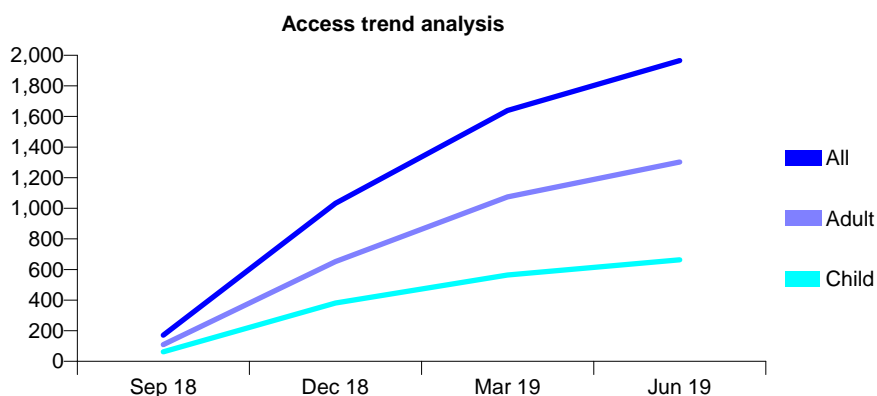
Q56 - Vital Signs At a Glance Contract Report for 100724/0000 - June 2019

Name or company name	Haverhill Dental Practice and Cosmetic Cer
Contract type name	GDS Contract
Purpose of contract	General
Contract start date	08/06/2018
Contract end date	

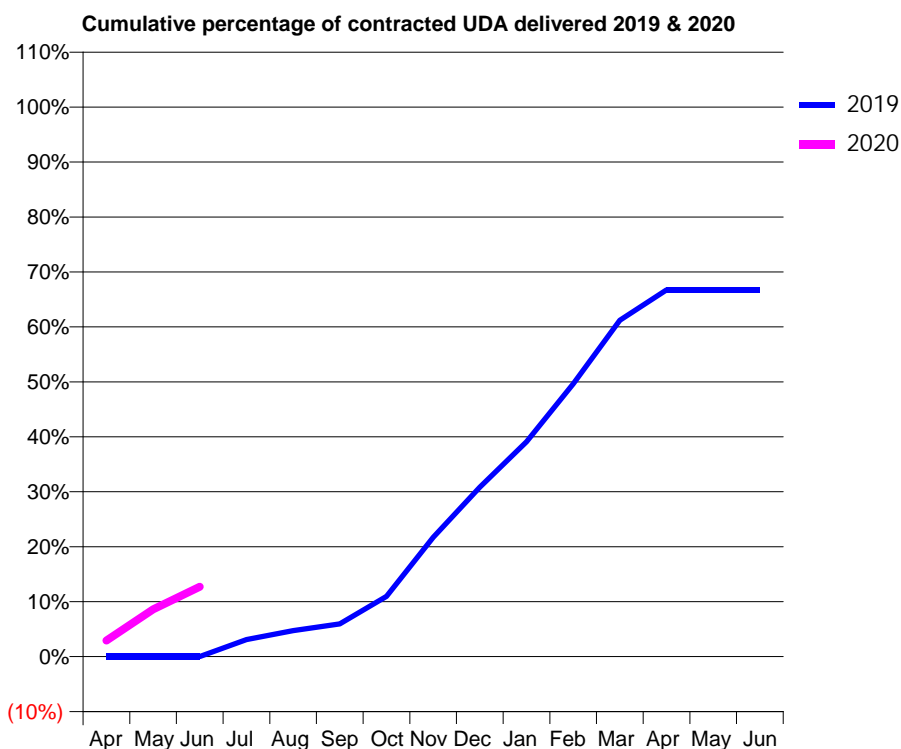
19/20 Contracted general activity (UDA)	12,000
Carry forward general activity (UDA)	0
19/20 Contracted orthodontic activity (UOA)	0
Carry forward orthodontic activity (UOA)	0
Baseline contract value	£433,717.11

ACCESS*

Patients seen in 24 months	Total	Change since previous quarter
Quarter ending June 2018	0	
Quarter ending September 2018	171	↑
Quarter ending December 2018	1,033	↑
Quarter ending March 2019	1,639	↑
Quarter ending June 2019	1,966	↑
Variance since June 2018	N/A	



ACTIVITY



Month	Adjusted Scheduled Activity (UDA)	
	2019	2020
April	0	352
May	0	1,033
June	0	1,526
July	229	
August	349	
September	440	
October	810	
November	1,601	
December	2,273	
January	2,884	
February	3,660	
March	4,511	
April	4,922	
May	4,922	
June	4,922	

QUALITY

	Quantity	Base Number	Contract	AT	Region	England
% of FP17s for the same patient ID Re-attending within 3 months - Children	15	263	5.7%	10.1%	11.2%	11.4%
% of FP17s for the same patient ID Re-attending within 3 months - Adults	100	631	15.8%	13.6%	14.8%	15.4%
% of FP17s for the same patient ID Re-attending between 3 & 9 months - Children	123	263	46.8%	60.9%	60.9%	59.8%
% of FP17s for the same patient ID Re-attending between 3 & 9 months - Adults	269	631	42.6%	50.7%	53.2%	52.1%
% of FP17s for Band 1 Urgent Courses	75	740	10.1%	9.1%	8.3%	9.2%
% of FP17s Relating to Free Repair or Replacements	5	740	0.7%	0.7%	0.7%	0.7%
% of FP17s Relating to Continuations	14	740	1.9%	0.8%	0.8%	0.8%
% of Patients satisfied with the dentistry they have received	2	2	N/A	93.0%	93.2%	93.4%
% of Patients satisfied with the time they had to wait for an appointment	1	2	N/A	87.2%	88.5%	87.6%

* This is based on patients treated on this contract for their most recent course of treatment. Figures in italics indicate the base number of FP17s or Patient Questionnaire responses are less than 100. N/A is shown where the base number of responses is less than 10 during the period. % is calculated as Quantity/Base number*100

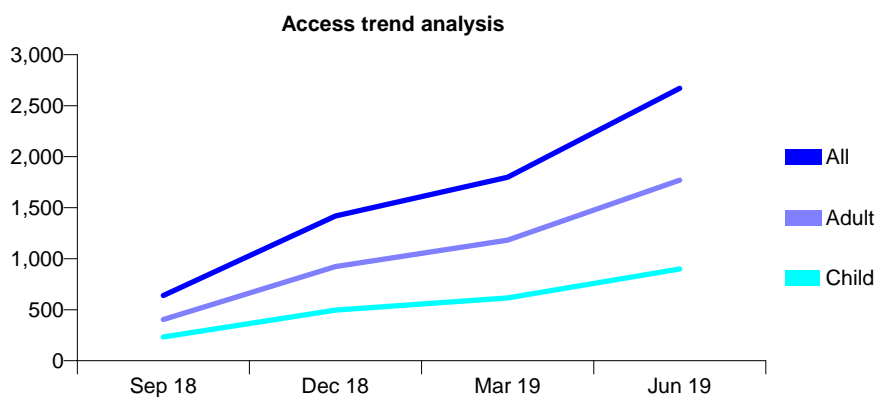
Q56 - Vital Signs At a Glance Contract Report for 100725/0000 - June 2019

Name or company name	Rightwell East Peterborough Dental Practic
Contract type name	GDS Contract
Purpose of contract	General
Contract start date	01/07/2018
Contract end date	

19/20 Contracted general activity (UDA)	21,000
Carry forward general activity (UDA)	0
19/20 Contracted orthodontic activity (UOA)	0
Carry forward orthodontic activity (UOA)	0
Baseline contract value	£538,331.41

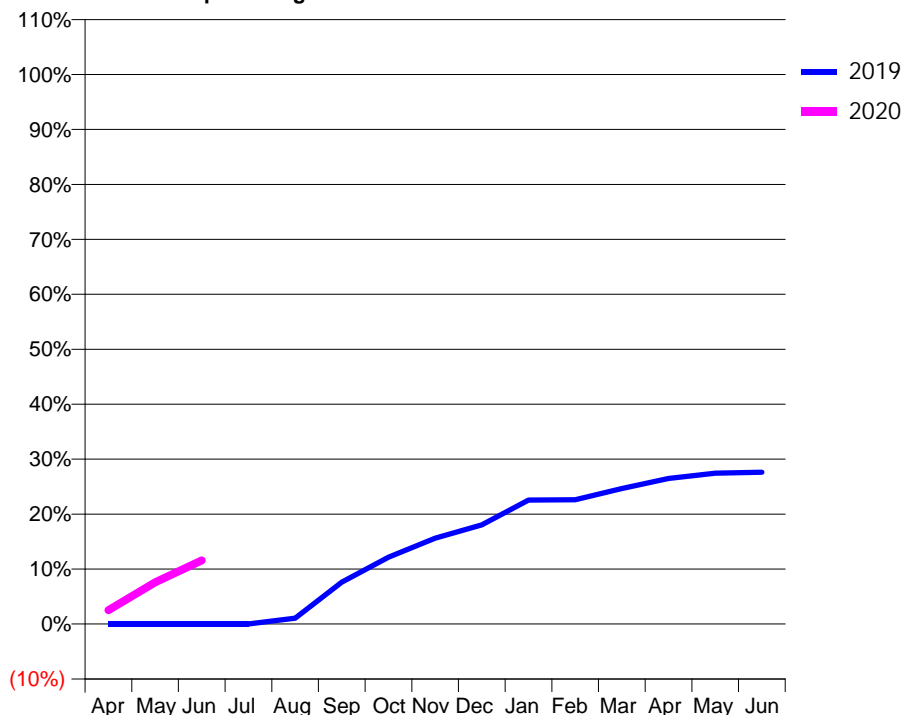
ACCESS*

Patients seen in 24 months	Total	Change since previous quarter
Quarter ending June 2018	0	
Quarter ending September 2018	638	↑
Quarter ending December 2018	1,419	↑
Quarter ending March 2019	1,798	↑
Quarter ending June 2019	2,670	↑
Variance since June 2018	N/A	



ACTIVITY

Cumulative percentage of contracted UDA delivered 2019 & 2020



Month	Adjusted Scheduled Activity (UDA)	
	2019	2020
April	0	532
May	0	1,595
June	0	2,434
July	0	
August	165	
September	1,203	
October	1,917	
November	2,465	
December	2,840	
January	3,551	
February	3,559	
March	3,885	
April	4,173	
May	4,326	
June	4,351	

QUALITY

	Quantity	Base Number	Contract	AT	Region	England
% of FP17s for the same patient ID Re-attending within 3 months - Children	19	459	4.1%	10.1%	11.2%	11.4%
% of FP17s for the same patient ID Re-attending within 3 months - Adults	69	913	7.6%	13.6%	14.8%	15.4%
% of FP17s for the same patient ID Re-attending between 3 & 9 months - Children	164	459	35.7%	60.9%	60.9%	59.8%
% of FP17s for the same patient ID Re-attending between 3 & 9 months - Adults	303	913	33.2%	50.7%	53.2%	52.1%
% of FP17s for Band 1 Urgent Courses	53	1,095	4.8%	9.1%	8.3%	9.2%
% of FP17s Relating to Free Repair or Replacements	1	1,095	0.1%	0.7%	0.7%	0.7%
% of FP17s Relating to Continuations	1	1,095	0.1%	0.8%	0.8%	0.8%
% of Patients satisfied with the dentistry they have received	1	1	N/A	93.0%	93.2%	93.4%
% of Patients satisfied with the time they had to wait for an appointment	0	1	N/A	87.2%	88.5%	87.6%

* This is based on patients treated on this contract for their most recent course of treatment.

Figures in italics indicate the base number of FP17s or Patient Questionnaire responses are less than 100. N/A is shown where the base number of responses is less than 10 during the period. % is calculated as Quantity/Base number*100

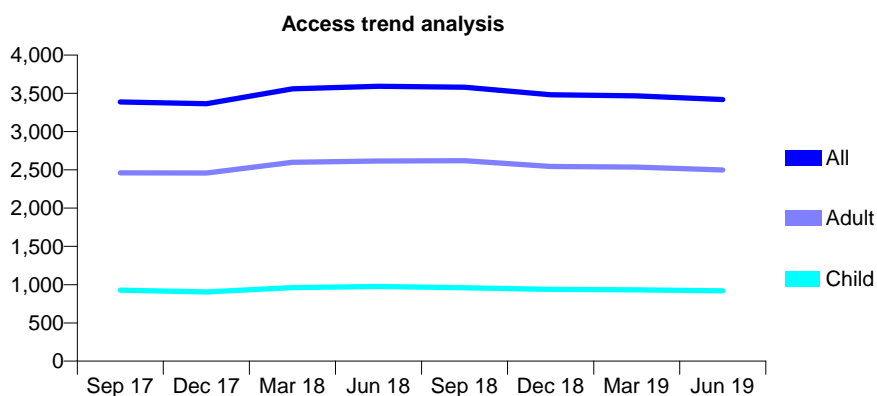
Q56 - Vital Signs At a Glance Contract Report for 101281/0029 - June 2019

Name or company name	OASIS DENTAL CARE LTD
Contract type name	GDS Contract
Purpose of contract	General
Contract start date	01/04/2006
Contract end date	

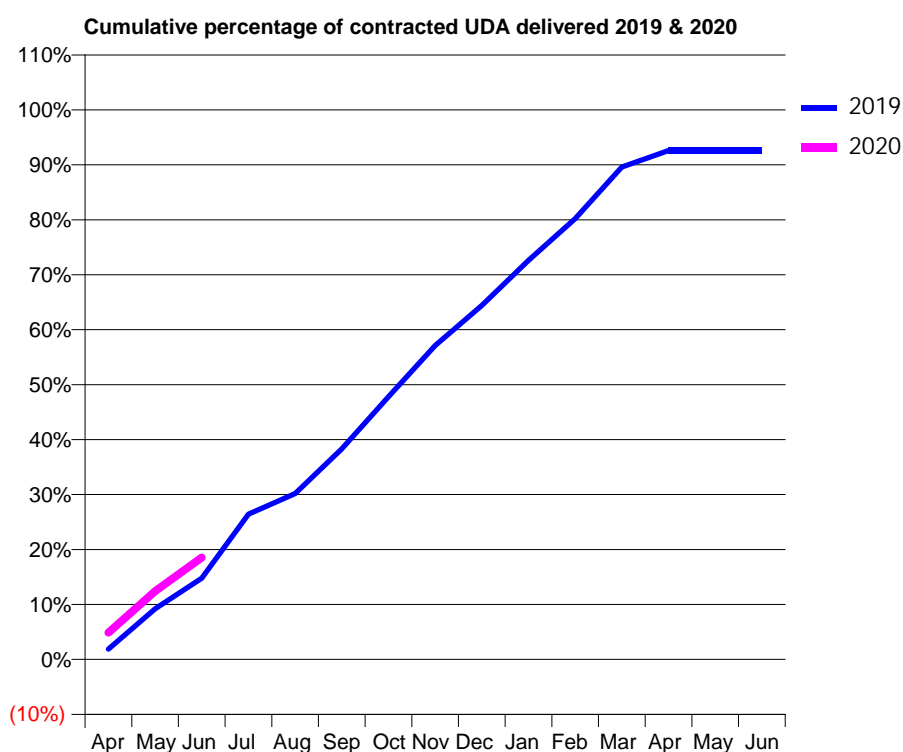
19/20 Contracted general activity (UDA)	7,953
Carry forward general activity (UDA)	0
19/20 Contracted orthodontic activity (UOA)	0
Carry forward orthodontic activity (UOA)	0
Baseline contract value	£199,673.81

ACCESS*

Patients seen in 24 months	Total	Change since previous quarter
Quarter ending June 2018	3,592	
Quarter ending September 2018	3,579	→
Quarter ending December 2018	3,481	↓
Quarter ending March 2019	3,467	→
Quarter ending June 2019	3,418	↓
Variance since June 2018	(4.8%)	↓



ACTIVITY



Month	2019	2020
April	150	389
May	733	988
June	1,177	1,473
July	2,102	
August	2,401	
September	3,046	
October	3,801	
November	4,541	
December	5,121	
January	5,775	
February	6,380	
March	7,126	
April	7,363	
May	7,363	
June	7,363	

QUALITY

	Quantity	Base Number	Contract	AT	Region	England
% of FP17s for the same patient ID Re-attending within 3 months - Children	19	277	6.9%	10.1%	11.2%	11.4%
% of FP17s for the same patient ID Re-attending within 3 months - Adults	70	647	10.8%	13.6%	14.8%	15.4%
% of FP17s for the same patient ID Re-attending between 3 & 9 months - Children	170	277	61.4%	60.9%	60.9%	59.8%
% of FP17s for the same patient ID Re-attending between 3 & 9 months - Adults	305	647	47.1%	50.7%	53.2%	52.1%
% of FP17s for Band 1 Urgent Courses	62	823	7.5%	9.1%	8.3%	9.2%
% of FP17s Relating to Free Repair or Replacements	6	823	0.7%	0.7%	0.7%	0.7%
% of FP17s Relating to Continuations	6	823	0.7%	0.8%	0.8%	0.8%
% of Patients satisfied with the dentistry they have received	0	0	N/A	93.0%	93.2%	93.4%
% of Patients satisfied with the time they had to wait for an appointment	0	0	N/A	87.2%	88.5%	87.6%

* This is based on patients treated on this contract for their most recent course of treatment. Figures in italics indicate the base number of FP17s or Patient Questionnaire responses are less than 100. N/A is shown where the base number of responses is less than 10 during the period. % is calculated as Quantity/Base number*100

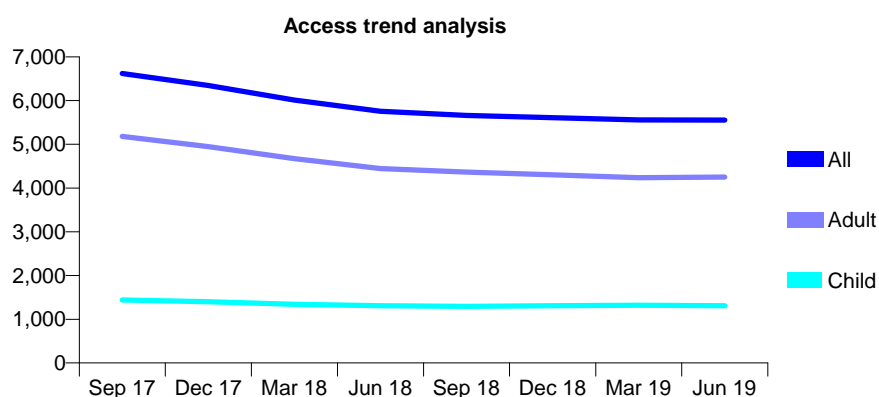
Q56 - Vital Signs At a Glance Contract Report for 101281/0058 - June 2019

Name or company name	OASIS DENTAL CARE LTD
Contract type name	GDS Contract
Purpose of contract	General and Orthodontic
Contract start date	01/04/2006
Contract end date	

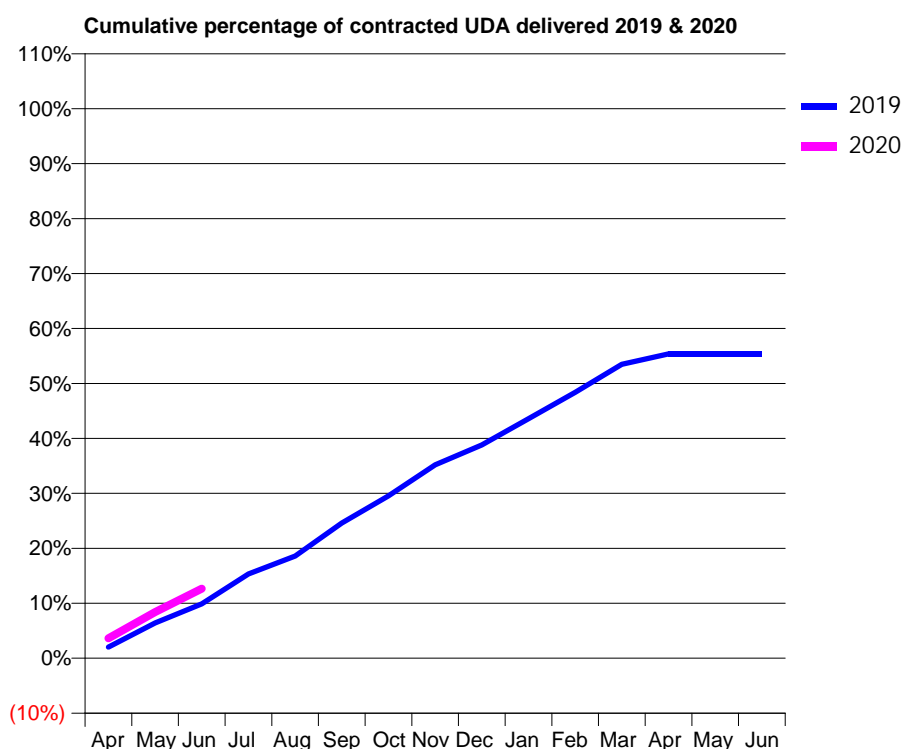
19/20 Contracted general activity (UDA)	17,430
Carry forward general activity (UDA)	0
19/20 Contracted orthodontic activity (UOA)	383
Carry forward orthodontic activity (UOA)	0
Baseline contract value	£434,356.64

ACCESS*

Patients seen in 24 months	Total	Change since previous quarter
Quarter ending June 2018	5,753	
Quarter ending September 2018	5,661	↓
Quarter ending December 2018	5,611	→
Quarter ending March 2019	5,558	→
Quarter ending June 2019	5,557	→
Variance since June 2018	(3.4%)	↓



ACTIVITY



Month	2019	2020
April	470	633
May	1,499	1,465
June	2,305	2,204
July	3,581	
August	4,339	
September	5,739	
October	6,893	
November	8,211	
December	9,056	
January	10,166	
February	11,289	
March	12,480	
April	12,925	
May	12,925	
June	12,925	

QUALITY

	Quantity	Base Number	Contract	AT	Region	England
% of FP17s for the same patient ID Re-attending within 3 months - Children	36	417	8.6%	10.1%	11.2%	11.4%
% of FP17s for the same patient ID Re-attending within 3 months - Adults	203	1,301	15.6%	13.6%	14.8%	15.4%
% of FP17s for the same patient ID Re-attending between 3 & 9 months - Children	271	417	65.0%	60.9%	60.9%	59.8%
% of FP17s for the same patient ID Re-attending between 3 & 9 months - Adults	729	1,301	56.0%	50.7%	53.2%	52.1%
% of FP17s for Band 1 Urgent Courses	179	1,477	12.1%	9.1%	8.3%	9.2%
% of FP17s Relating to Free Repair or Replacements	8	1,477	0.5%	0.7%	0.7%	0.7%
% of FP17s Relating to Continuations	28	1,477	1.9%	0.8%	0.8%	0.8%
% of Patients satisfied with the dentistry they have received	3	3	N/A	93.0%	93.2%	93.4%
% of Patients satisfied with the time they had to wait for an appointment	3	3	N/A	87.2%	88.5%	87.6%

* This is based on patients treated on this contract for their most recent course of treatment.

Figures in italics indicate the base number of FP17s or Patient Questionnaire responses are less than 100. N/A is shown where the base number of responses is less than 10 during the period. % is calculated as Quantity/Base number*100

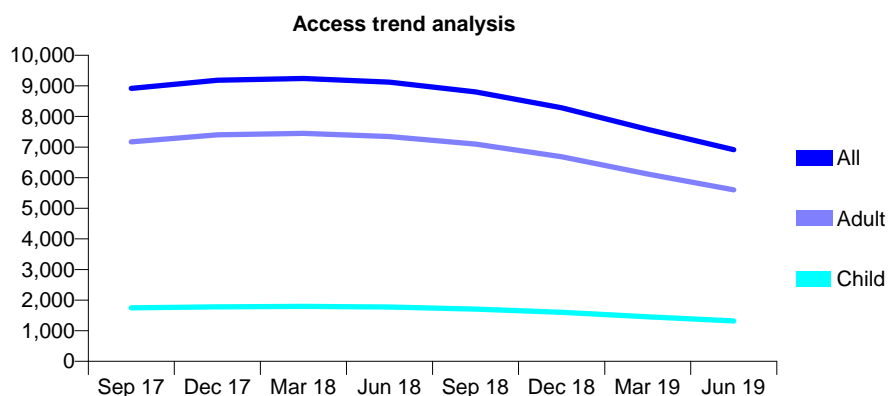
Q56 - Vital Signs At a Glance Contract Report for 101281/0195 - June 2019

Name or company name	OASIS DENTAL CARE LTD
Contract type name	GDS Contract
Purpose of contract	General
Contract start date	13/02/2009
Contract end date	

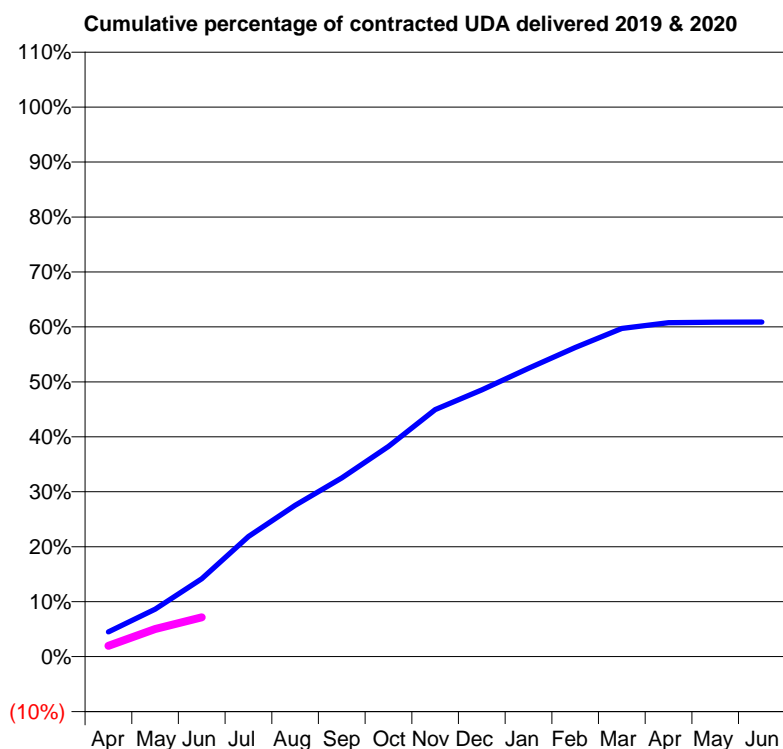
19/20 Contracted general activity (UDA)	28,270
Carry forward general activity (UDA)	0
19/20 Contracted orthodontic activity (UOA)	0
Carry forward orthodontic activity (UOA)	0
Baseline contract value	£667,464.22

ACCESS*

Patients seen in 24 months	Total	Change since previous quarter
Quarter ending June 2018	9,122	
Quarter ending September 2018	8,803	↓
Quarter ending December 2018	8,287	↓
Quarter ending March 2019	7,578	↓
Quarter ending June 2019	6,918	↓
Variance since June 2018	(24.2%)	↓



ACTIVITY



Month	Adjusted Scheduled Activity (UDA)	
	2019	2020
April	1,273	556
May	2,446	1,426
June	4,009	2,019
July	6,180	
August	7,782	
September	9,196	
October	10,818	
November	12,707	
December	13,726	
January	14,826	
February	15,900	
March	16,877	
April	17,184	
May	17,202	
June	17,209	

QUALITY

	Quantity	Base Number	Contract	AT	Region	England
% of FP17s for the same patient ID Re-attending within 3 months - Children	22	249	8.8%	10.1%	11.2%	11.4%
% of FP17s for the same patient ID Re-attending within 3 months - Adults	109	1,072	10.2%	13.6%	14.8%	15.4%
% of FP17s for the same patient ID Re-attending between 3 & 9 months - Children	151	249	60.6%	60.9%	60.9%	59.8%
% of FP17s for the same patient ID Re-attending between 3 & 9 months - Adults	760	1,072	70.9%	50.7%	53.2%	52.1%
% of FP17s for Band 1 Urgent Courses	104	1,183	8.8%	9.1%	8.3%	9.2%
% of FP17s Relating to Free Repair or Replacements	9	1,183	0.8%	0.7%	0.7%	0.7%
% of FP17s Relating to Continuations	15	1,183	1.3%	0.8%	0.8%	0.8%
% of Patients satisfied with the dentistry they have received	5	5	N/A	93.0%	93.2%	93.4%
% of Patients satisfied with the time they had to wait for an appointment	2	5	N/A	87.2%	88.5%	87.6%

* This is based on patients treated on this contract for their most recent course of treatment. Figures in italics indicate the base number of FP17s or Patient Questionnaire responses are less than 100. N/A is shown where the base number of responses is less than 10 during the period. % is calculated as Quantity/Base number*100

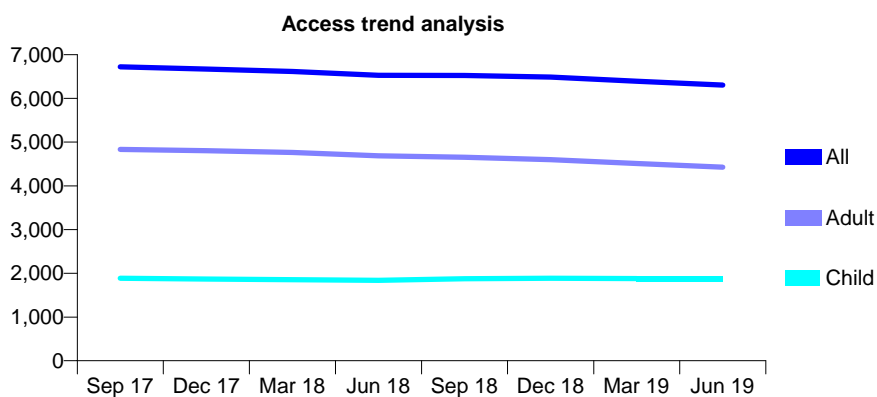
Q56 - Vital Signs At a Glance Contract Report for 101281/0198 - June 2019

Name or company name	OASIS DENTAL CARE LTD
Contract type name	PDS Contract
Purpose of contract	General
Contract start date	27/04/2009
Contract end date	31/03/2020

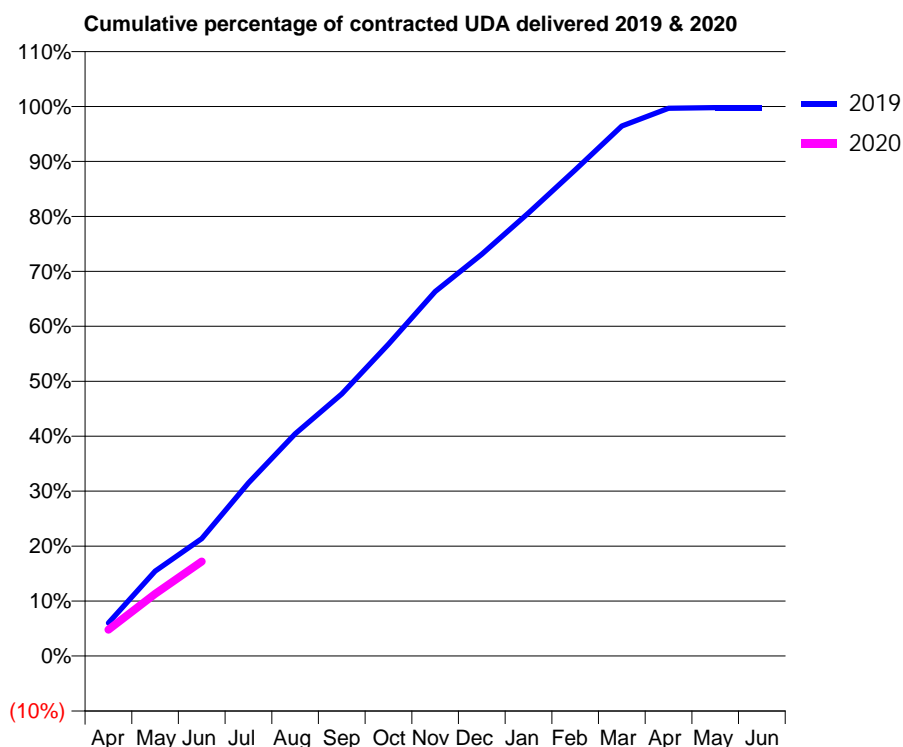
19/20 Contracted general activity (UDA)	17,904
Carry forward general activity (UDA)	0
19/20 Contracted orthodontic activity (UOA)	0
Carry forward orthodontic activity (UOA)	0
Baseline contract value	£422,727.34

ACCESS*

Patients seen in 24 months	Total	Change since previous quarter
Quarter ending June 2018	6,529	
Quarter ending September 2018	6,527	→
Quarter ending December 2018	6,486	→
Quarter ending March 2019	6,391	↓
Quarter ending June 2019	6,307	↓
Variance since June 2018	(3.4%)	↓



ACTIVITY



Month	Adjusted Scheduled Activity (UDA)	
	2019	2020
April	1,076	860
May	2,766	2,029
June	3,824	3,077
July	5,642	
August	7,241	
September	8,538	
October	10,160	
November	11,877	
December	13,087	
January	14,436	
February	15,837	
March	17,268	
April	17,845	
May	17,863	
June	17,863	

QUALITY

	Quantity	Base Number	Contract	AT	Region	England
% of FP17s for the same patient ID Re-attending within 3 months - Children	43	654	6.6%	10.1%	11.2%	11.4%
% of FP17s for the same patient ID Re-attending within 3 months - Adults	197	1,494	13.2%	13.6%	14.8%	15.4%
% of FP17s for the same patient ID Re-attending between 3 & 9 months - Children	444	654	67.9%	60.9%	60.9%	59.8%
% of FP17s for the same patient ID Re-attending between 3 & 9 months - Adults	868	1,494	58.1%	50.7%	53.2%	52.1%
% of FP17s for Band 1 Urgent Courses	110	1,830	6.0%	9.1%	8.3%	9.2%
% of FP17s Relating to Free Repair or Replacements	31	1,830	1.7%	0.7%	0.7%	0.7%
% of FP17s Relating to Continuations	21	1,830	1.1%	0.8%	0.8%	0.8%
% of Patients satisfied with the dentistry they have received	1	1	N/A	93.0%	93.2%	93.4%
% of Patients satisfied with the time they had to wait for an appointment	1	1	N/A	87.2%	88.5%	87.6%

* This is based on patients treated on this contract for their most recent course of treatment. Figures in italics indicate the base number of FP17s or Patient Questionnaire responses are less than 100. N/A is shown where the base number of responses is less than 10 during the period. % is calculated as Quantity/Base number*100

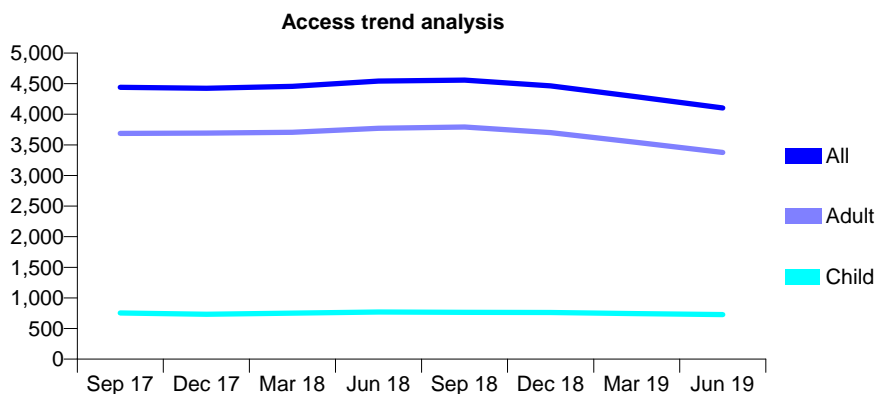
Q56 - Vital Signs At a Glance Contract Report for 101338/0092 - June 2019

Name or company name	Whitecross Dental Care Limited
Contract type name	GDS Contract
Purpose of contract	General
Contract start date	28/07/2009
Contract end date	

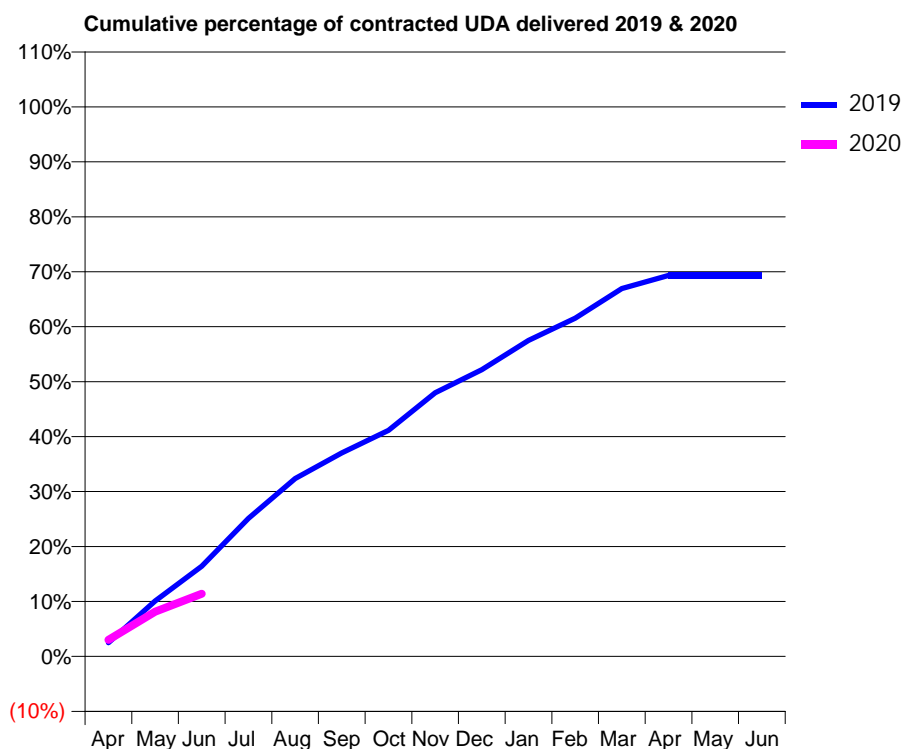
19/20 Contracted general activity (UDA)	13,186
Carry forward general activity (UDA)	0
19/20 Contracted orthodontic activity (UOA)	0
Carry forward orthodontic activity (UOA)	0
Baseline contract value	£343,990.62

ACCESS*

Patients seen in 24 months	Total	Change since previous quarter
Quarter ending June 2018	4,544	
Quarter ending September 2018	4,558	→
Quarter ending December 2018	4,462	↓
Quarter ending March 2019	4,286	↓
Quarter ending June 2019	4,104	↓
Variance since June 2018	(9.7%)	↓



ACTIVITY



Month	2019	2020
April	329	398
May	1,330	1,073
June	2,165	1,504
July	3,314	
August	4,268	
September	4,883	
October	5,426	
November	6,328	
December	6,882	
January	7,581	
February	8,117	
March	8,826	
April	9,139	
May	9,139	
June	9,139	

QUALITY

	Quantity	Base Number	Contract	AT	Region	England
% of FP17s for the same patient ID Re-attending within 3 months - Children	11	186	5.9%	10.1%	11.2%	11.4%
% of FP17s for the same patient ID Re-attending within 3 months - Adults	77	676	11.4%	13.6%	14.8%	15.4%
% of FP17s for the same patient ID Re-attending between 3 & 9 months - Children	83	186	44.6%	60.9%	60.9%	59.8%
% of FP17s for the same patient ID Re-attending between 3 & 9 months - Adults	255	676	37.7%	50.7%	53.2%	52.1%
% of FP17s for Band 1 Urgent Courses	67	731	9.2%	9.1%	8.3%	9.2%
% of FP17s Relating to Free Repair or Replacements	1	731	0.1%	0.7%	0.7%	0.7%
% of FP17s Relating to Continuations	8	731	1.1%	0.8%	0.8%	0.8%
% of Patients satisfied with the dentistry they have received	0	1	N/A	93.0%	93.2%	93.4%
% of Patients satisfied with the time they had to wait for an appointment	1	1	N/A	87.2%	88.5%	87.6%

* This is based on patients treated on this contract for their most recent course of treatment. Figures in italics indicate the base number of FP17s or Patient Questionnaire responses are less than 100. N/A is shown where the base number of responses is less than 10 during the period. % is calculated as Quantity/Base number*100

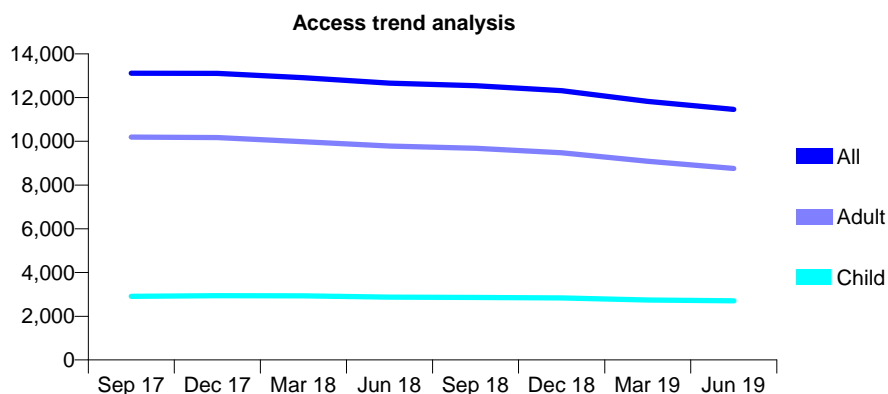
Q56 - Vital Signs At a Glance Contract Report for 101338/0125 - June 2019

Name or company name	Whitecross Dental Care Limited
Contract type name	GDS Contract
Purpose of contract	General
Contract start date	01/10/2010
Contract end date	

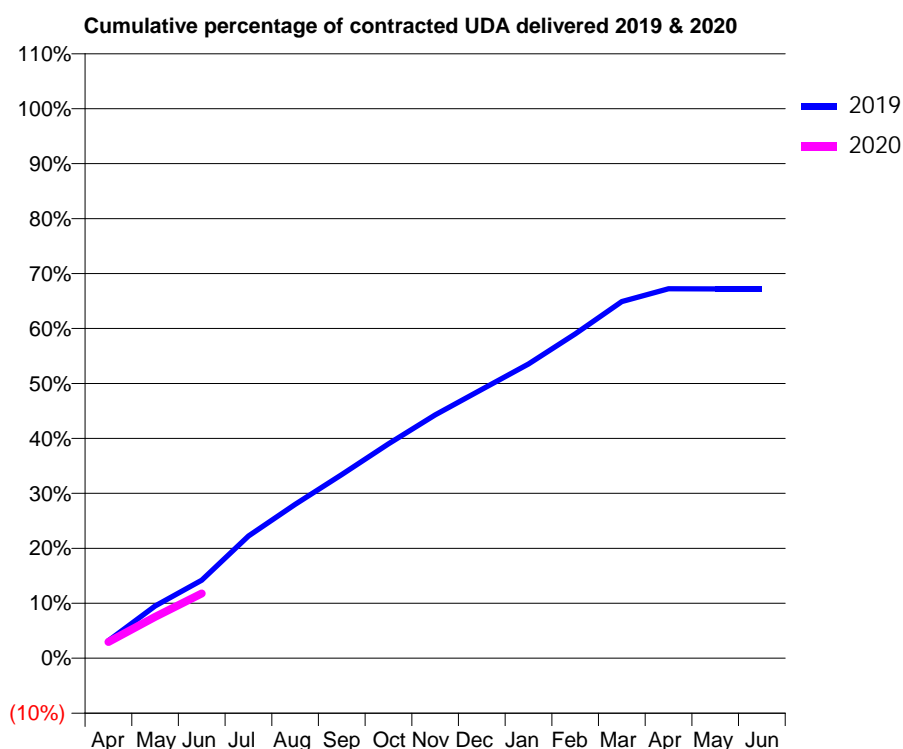
19/20 Contracted general activity (UDA)	45,000
Carry forward general activity (UDA)	0
19/20 Contracted orthodontic activity (UOA)	0
Carry forward orthodontic activity (UOA)	0
Baseline contract value	£1,214,793.68

ACCESS*

Patients seen in 24 months	Total	Change since previous quarter
Quarter ending June 2018	12,660	
Quarter ending September 2018	12,544	→
Quarter ending December 2018	12,316	↓
Quarter ending March 2019	11,828	↓
Quarter ending June 2019	11,459	↓
Variance since June 2018	(9.5%)	↓



ACTIVITY



Month	2019	2020
April	1,435	1,334
May	4,286	3,394
June	6,393	5,305
July	10,004	
August	12,608	
September	15,039	
October	17,551	
November	19,928	
December	22,014	
January	24,096	
February	26,554	
March	29,202	
April	30,252	
May	30,248	
June	30,242	

QUALITY

	Quantity	Base Number	Contract	AT	Region	England
% of FP17s for the same patient ID Re-attending within 3 months - Children	31	779	4.0%	10.1%	11.2%	11.4%
% of FP17s for the same patient ID Re-attending within 3 months - Adults	177	2,036	8.7%	13.6%	14.8%	15.4%
% of FP17s for the same patient ID Re-attending between 3 & 9 months - Children	453	779	58.2%	60.9%	60.9%	59.8%
% of FP17s for the same patient ID Re-attending between 3 & 9 months - Adults	974	2,036	47.8%	50.7%	53.2%	52.1%
% of FP17s for Band 1 Urgent Courses	119	2,396	5.0%	9.1%	8.3%	9.2%
% of FP17s Relating to Free Repair or Replacements	7	2,396	0.3%	0.7%	0.7%	0.7%
% of FP17s Relating to Continuations	29	2,396	1.2%	0.8%	0.8%	0.8%
% of Patients satisfied with the dentistry they have received	4	5	N/A	93.0%	93.2%	93.4%
% of Patients satisfied with the time they had to wait for an appointment	4	5	N/A	87.2%	88.5%	87.6%

* This is based on patients treated on this contract for their most recent course of treatment. Figures in italics indicate the base number of FP17s or Patient Questionnaire responses are less than 100. N/A is shown where the base number of responses is less than 10 during the period. % is calculated as Quantity/Base number*100

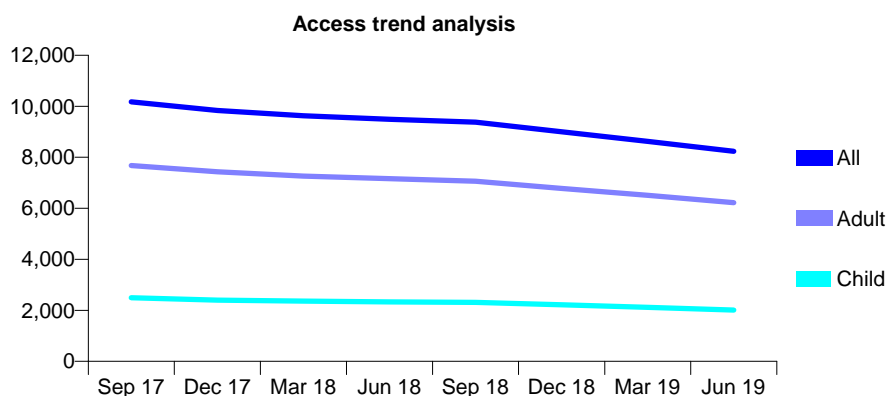
Q56 - Vital Signs At a Glance Contract Report for 101338/0126 - June 2019

Name or company name	Whitecross Dental Care Limited
Contract type name	GDS Contract
Purpose of contract	General
Contract start date	01/10/2010
Contract end date	

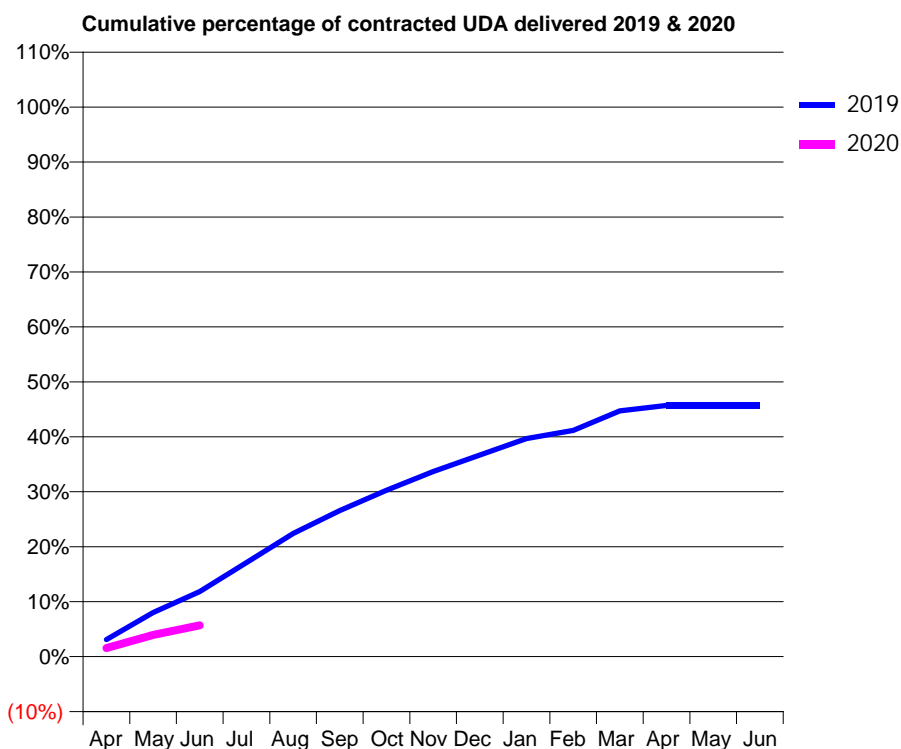
19/20 Contracted general activity (UDA)	41,356
Carry forward general activity (UDA)	0
19/20 Contracted orthodontic activity (UOA)	0
Carry forward orthodontic activity (UOA)	0
Baseline contract value	£1,116,211.87

ACCESS*

Patients seen in 24 months	Total	Change since previous quarter
Quarter ending June 2018	9,495	
Quarter ending September 2018	9,379	↓
Quarter ending December 2018	9,002	↓
Quarter ending March 2019	8,625	↓
Quarter ending June 2019	8,231	↓
Variance since June 2018	(13.3%)	↓



ACTIVITY



Month	Adjusted Scheduled Activity (UDA)	
	2019	2020
April	1,276	645
May	3,318	1,634
June	4,888	2,357
July	7,080	
August	9,272	
September	10,995	
October	12,518	
November	13,937	
December	15,167	
January	16,413	
February	17,026	
March	18,494	
April	18,904	
May	18,905	
June	18,905	

QUALITY

	Quantity	Base Number	Contract	AT	Region	England
% of FP17s for the same patient ID Re-attending within 3 months - Children	23	382	6.0%	10.1%	11.2%	11.4%
% of FP17s for the same patient ID Re-attending within 3 months - Adults	133	1,079	12.3%	13.6%	14.8%	15.4%
% of FP17s for the same patient ID Re-attending between 3 & 9 months - Children	160	382	41.9%	60.9%	60.9%	59.8%
% of FP17s for the same patient ID Re-attending between 3 & 9 months - Adults	441	1,079	40.9%	50.7%	53.2%	52.1%
% of FP17s for Band 1 Urgent Courses	144	1,251	11.5%	9.1%	8.3%	9.2%
% of FP17s Relating to Free Repair or Replacements	8	1,251	0.6%	0.7%	0.7%	0.7%
% of FP17s Relating to Continuations	8	1,251	0.6%	0.8%	0.8%	0.8%
% of Patients satisfied with the dentistry they have received	1	1	N/A	93.0%	93.2%	93.4%
% of Patients satisfied with the time they had to wait for an appointment	1	1	N/A	87.2%	88.5%	87.6%

* This is based on patients treated on this contract for their most recent course of treatment. Figures in italics indicate the base number of FP17s or Patient Questionnaire responses are less than 100. N/A is shown where the base number of responses is less than 10 during the period. % is calculated as Quantity/Base number*100

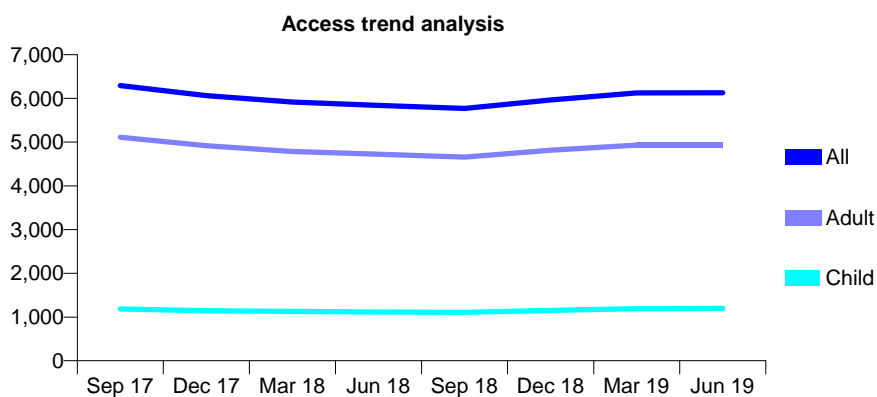
Q56 - Vital Signs At a Glance Contract Report for 101338/0128 - June 2019

Name or company name	Whitecross Dental Care Limited
Contract type name	GDS Contract
Purpose of contract	General
Contract start date	01/10/2010
Contract end date	

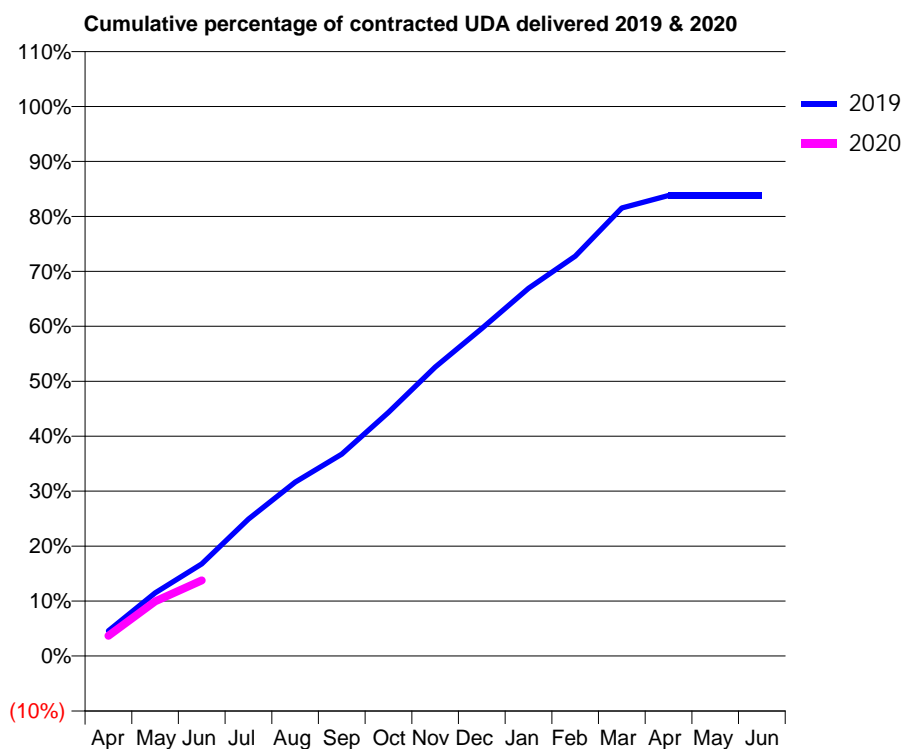
19/20 Contracted general activity (UDA)	21,000
Carry forward general activity (UDA)	0
19/20 Contracted orthodontic activity (UOA)	0
Carry forward orthodontic activity (UOA)	0
Baseline contract value	£572,034.70

ACCESS*

Patients seen in 24 months	Total	Change since previous quarter
Quarter ending June 2018	5,839	
Quarter ending September 2018	5,769	↓
Quarter ending December 2018	5,966	↑
Quarter ending March 2019	6,127	↑
Quarter ending June 2019	6,129	→
Variance since June 2018	5.0%	↑



ACTIVITY



Month	Adjusted Scheduled Activity (UDA)	
	2019	2020
April	963	772
May	2,411	2,090
June	3,519	2,893
July	5,232	
August	6,650	
September	7,712	
October	9,312	
November	11,039	
December	12,516	
January	14,053	
February	15,281	
March	17,121	
April	17,597	
May	17,600	
June	17,600	

QUALITY

	Quantity	Base Number	Contract	AT	Region	England
% of FP17s for the same patient ID Re-attending within 3 months - Children	26	321	8.1%	10.1%	11.2%	11.4%
% of FP17s for the same patient ID Re-attending within 3 months - Adults	163	1,352	12.1%	13.6%	14.8%	15.4%
% of FP17s for the same patient ID Re-attending between 3 & 9 months - Children	156	321	48.6%	60.9%	60.9%	59.8%
% of FP17s for the same patient ID Re-attending between 3 & 9 months - Adults	553	1,352	40.9%	50.7%	53.2%	52.1%
% of FP17s for Band 1 Urgent Courses	169	1,444	11.7%	9.1%	8.3%	9.2%
% of FP17s Relating to Free Repair or Replacements	8	1,444	0.6%	0.7%	0.7%	0.7%
% of FP17s Relating to Continuations	8	1,444	0.6%	0.8%	0.8%	0.8%
% of Patients satisfied with the dentistry they have received	3	4	N/A	93.0%	93.2%	93.4%
% of Patients satisfied with the time they had to wait for an appointment	4	4	N/A	87.2%	88.5%	87.6%

* This is based on patients treated on this contract for their most recent course of treatment. Figures in italics indicate the base number of FP17s or Patient Questionnaire responses are less than 100. N/A is shown where the base number of responses is less than 10 during the period. % is calculated as Quantity/Base number*100

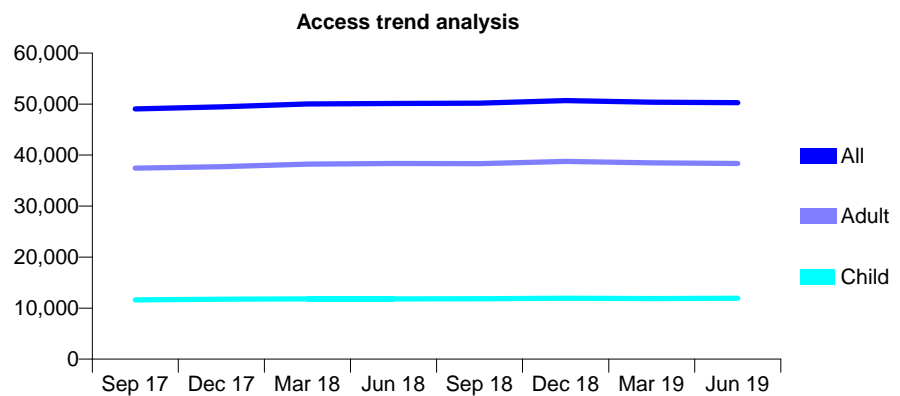
Q56 - Vital Signs At a Glance Contract Report for 101370/0004 - June 2019

Name or company name	Petrie Tucker & Partners Ltd
Contract type name	GDS Contract
Purpose of contract	General
Contract start date	01/04/2006
Contract end date	

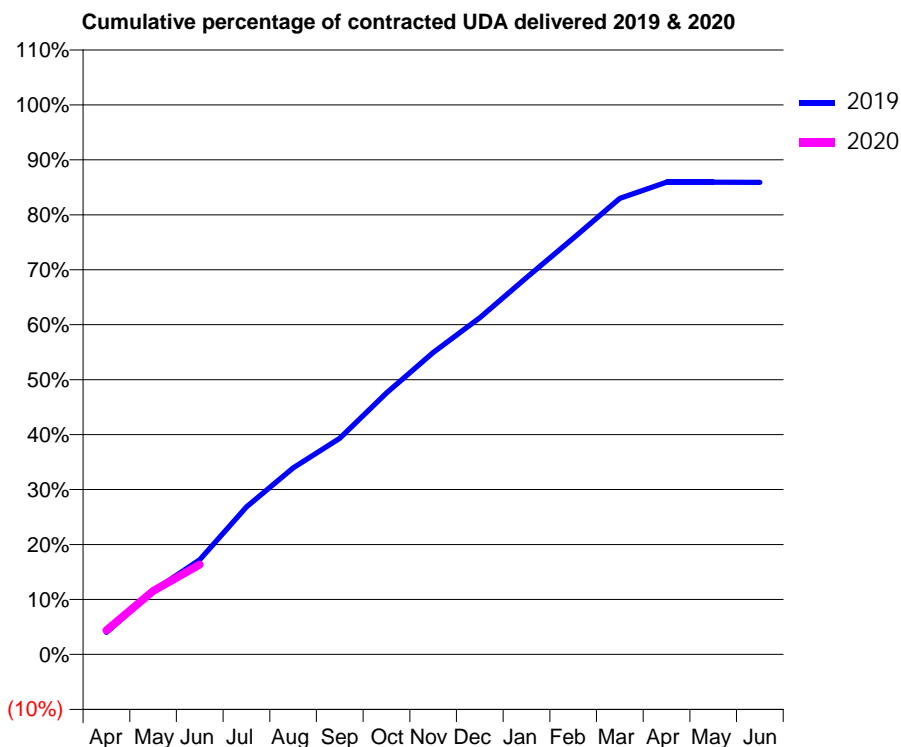
19/20 Contracted general activity (UDA)	144,576
Carry forward general activity (UDA)	0
19/20 Contracted orthodontic activity (UOA)	0
Carry forward orthodontic activity (UOA)	0
Baseline contract value	£3,830,116.08

ACCESS*

Patients seen in 24 months	Total	Change since previous quarter
Quarter ending June 2018	50,140	
Quarter ending September 2018	50,180	→
Quarter ending December 2018	50,686	→
Quarter ending March 2019	50,355	→
Quarter ending June 2019	50,288	→
Variance since June 2018	0.3%	→



ACTIVITY



Month	2019	2020
April	5,815	6,329
May	16,702	16,681
June	24,941	23,665
July	38,777	
August	49,080	
September	56,862	
October	68,770	
November	79,446	
December	88,566	
January	99,142	
February	109,494	
March	119,987	
April	124,222	
May	124,218	
June	124,198	

QUALITY

	Quantity	Base Number	Contract	AT	Region	England
% of FP17s for the same patient ID Re-attending within 3 months - Children	163	4,046	4.0%	10.1%	11.2%	11.4%
% of FP17s for the same patient ID Re-attending within 3 months - Adults	820	10,653	7.7%	13.6%	14.8%	15.4%
% of FP17s for the same patient ID Re-attending between 3 & 9 months - Children	2,519	4,046	62.3%	60.9%	60.9%	59.8%
% of FP17s for the same patient ID Re-attending between 3 & 9 months - Adults	5,278	10,653	49.5%	50.7%	53.2%	52.1%
% of FP17s for Band 1 Urgent Courses	445	12,612	3.5%	9.1%	8.3%	9.2%
% of FP17s Relating to Free Repair or Replacements	47	12,612	0.4%	0.7%	0.7%	0.7%
% of FP17s Relating to Continuations	68	12,612	0.5%	0.8%	0.8%	0.8%
% of Patients satisfied with the dentistry they have received	12	14	85.7%	93.0%	93.2%	93.4%
% of Patients satisfied with the time they had to wait for an appointment	13	14	92.9%	87.2%	88.5%	87.6%

* This is based on patients treated on this contract for their most recent course of treatment. Figures in italics indicate the base number of FP17s or Patient Questionnaire responses are less than 100. N/A is shown where the base number of responses is less than 10 during the period. % is calculated as Quantity/Base number*100

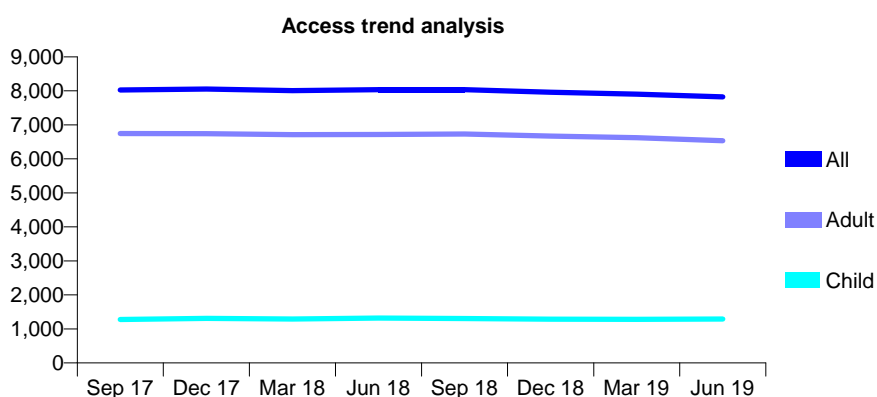
Q56 - Vital Signs At a Glance Contract Report for 101435/0009 - June 2019

Name or company name	IDH Limited
Contract type name	GDS Contract
Purpose of contract	General
Contract start date	01/04/2006
Contract end date	

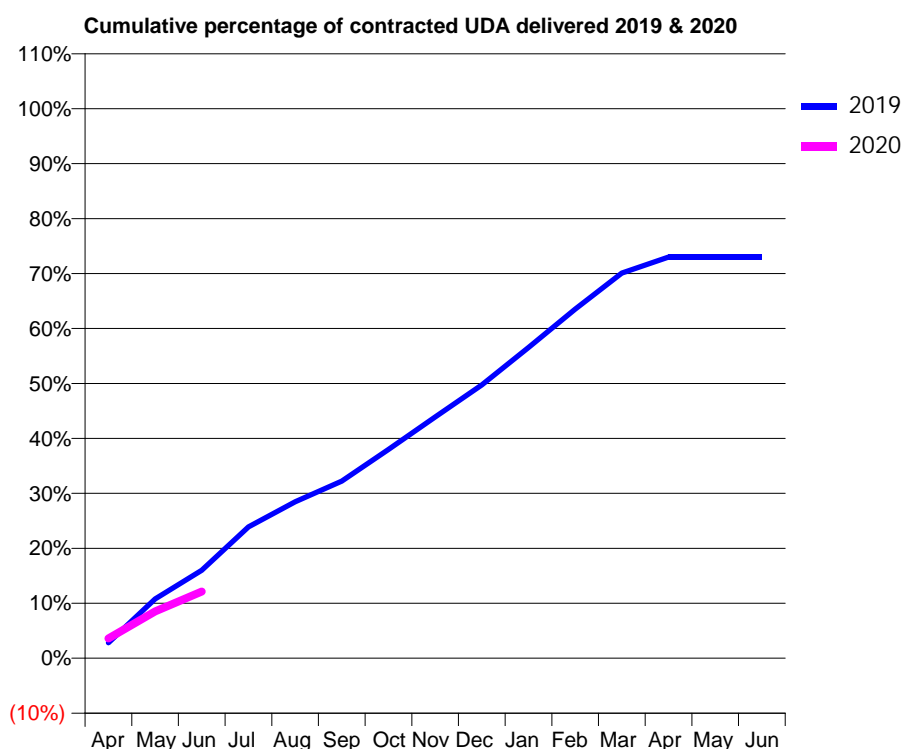
19/20 Contracted general activity (UDA)	25,917
Carry forward general activity (UDA)	0
19/20 Contracted orthodontic activity (UOA)	0
Carry forward orthodontic activity (UOA)	0
Baseline contract value	£580,611.81

ACCESS*

Patients seen in 24 months	Total	Change since previous quarter
Quarter ending June 2018	8,034	
Quarter ending September 2018	8,035	→
Quarter ending December 2018	7,959	→
Quarter ending March 2019	7,904	→
Quarter ending June 2019	7,827	→
Variance since June 2018	(2.6%)	↓



ACTIVITY



Adjusted Scheduled Activity (UDA)		
Month	2019	2020
April	728	936
May	2,793	2,208
June	4,145	3,141
July	6,194	
August	7,380	
September	8,357	
October	9,845	
November	11,382	
December	12,891	
January	14,650	
February	16,463	
March	18,158	
April	18,924	
May	18,912	
June	18,912	

QUALITY

	Quantity	Base Number	Contract	AT	Region	England
% of FP17s for the same patient ID Re-attending within 3 months - Children	16	399	4.0%	10.1%	11.2%	11.4%
% of FP17s for the same patient ID Re-attending within 3 months - Adults	288	1,688	17.1%	13.6%	14.8%	15.4%
% of FP17s for the same patient ID Re-attending between 3 & 9 months - Children	191	399	47.9%	60.9%	60.9%	59.8%
% of FP17s for the same patient ID Re-attending between 3 & 9 months - Adults	577	1,688	34.2%	50.7%	53.2%	52.1%
% of FP17s for Band 1 Urgent Courses	145	1,714	8.5%	9.1%	8.3%	9.2%
% of FP17s Relating to Free Repair or Replacements	12	1,714	0.7%	0.7%	0.7%	0.7%
% of FP17s Relating to Continuations	63	1,714	3.7%	0.8%	0.8%	0.8%
% of Patients satisfied with the dentistry they have received	0	0	N/A	93.0%	93.2%	93.4%
% of Patients satisfied with the time they had to wait for an appointment	0	0	N/A	87.2%	88.5%	87.6%

* This is based on patients treated on this contract for their most recent course of treatment.

Figures in italics indicate the base number of FP17s or Patient Questionnaire responses are less than 100. N/A is shown where the base number of responses is less than 10 during the period. % is calculated as Quantity/Base number*100

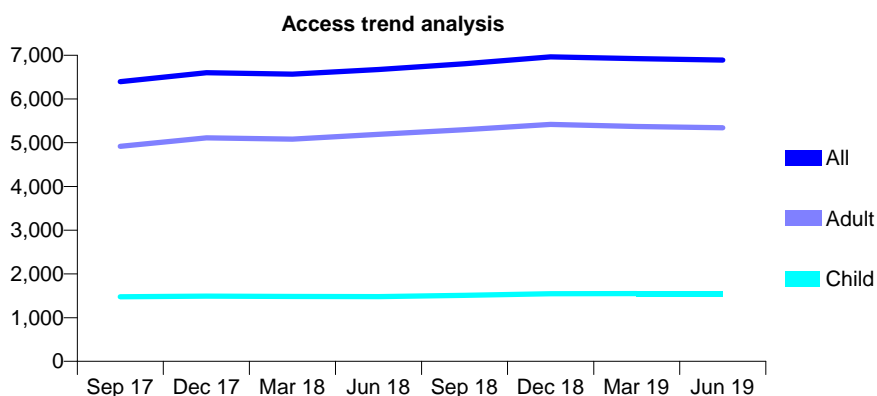
Q56 - Vital Signs At a Glance Contract Report for 101435/0010 - June 2019

Name or company name	IDH Limited
Contract type name	GDS Contract
Purpose of contract	General
Contract start date	01/04/2006
Contract end date	

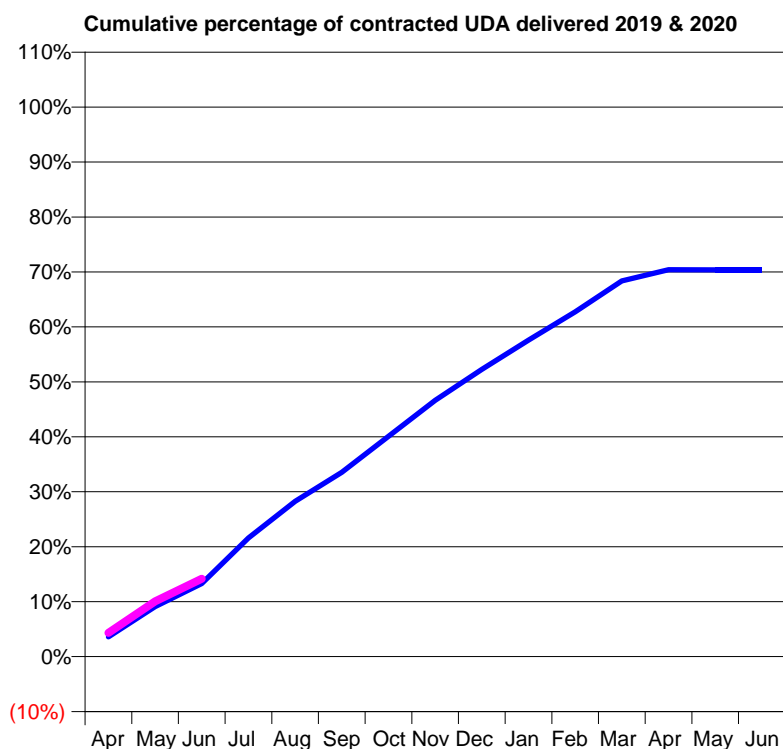
19/20 Contracted general activity (UDA)	21,213
Carry forward general activity (UDA)	0
19/20 Contracted orthodontic activity (UOA)	0
Carry forward orthodontic activity (UOA)	0
Baseline contract value	£630,433.66

ACCESS*

Patients seen in 24 months	Total	Change since previous quarter
Quarter ending June 2018	6,675	
Quarter ending September 2018	6,807	→
Quarter ending December 2018	6,964	↑
Quarter ending March 2019	6,921	→
Quarter ending June 2019	6,892	→
Variance since June 2018	3.3%	↑



ACTIVITY



Month	Adjusted Scheduled Activity (UDA)	
	2019	2020
April	767	917
May	1,935	2,131
June	2,826	3,005
July	4,577	
August	5,995	
September	7,112	
October	8,508	
November	9,894	
December	11,086	
January	12,221	
February	13,307	
March	14,502	
April	14,937	
May	14,929	
June	14,928	

QUALITY

	Quantity	Base Number	Contract	AT	Region	England
% of FP17s for the same patient ID Re-attending within 3 months - Children	19	420	4.5%	10.1%	11.2%	11.4%
% of FP17s for the same patient ID Re-attending within 3 months - Adults	83	1,238	6.7%	13.6%	14.8%	15.4%
% of FP17s for the same patient ID Re-attending between 3 & 9 months - Children	197	420	46.9%	60.9%	60.9%	59.8%
% of FP17s for the same patient ID Re-attending between 3 & 9 months - Adults	537	1,238	43.4%	50.7%	53.2%	52.1%
% of FP17s for Band 1 Urgent Courses	75	1,452	5.2%	9.1%	8.3%	9.2%
% of FP17s Relating to Free Repair or Replacements	7	1,452	0.5%	0.7%	0.7%	0.7%
% of FP17s Relating to Continuations	9	1,452	0.6%	0.8%	0.8%	0.8%
% of Patients satisfied with the dentistry they have received	2	2	N/A	93.0%	93.2%	93.4%
% of Patients satisfied with the time they had to wait for an appointment	2	2	N/A	87.2%	88.5%	87.6%

* This is based on patients treated on this contract for their most recent course of treatment. Figures in italics indicate the base number of FP17s or Patient Questionnaire responses are less than 100. N/A is shown where the base number of responses is less than 10 during the period. % is calculated as Quantity/Base number*100

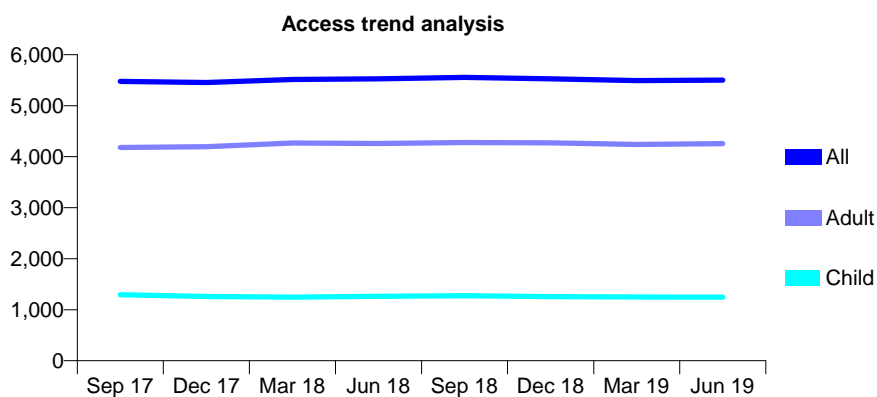
Q56 - Vital Signs At a Glance Contract Report for 101435/0011 - June 2019

Name or company name	IDH Limited
Contract type name	GDS Contract
Purpose of contract	General
Contract start date	01/04/2006
Contract end date	

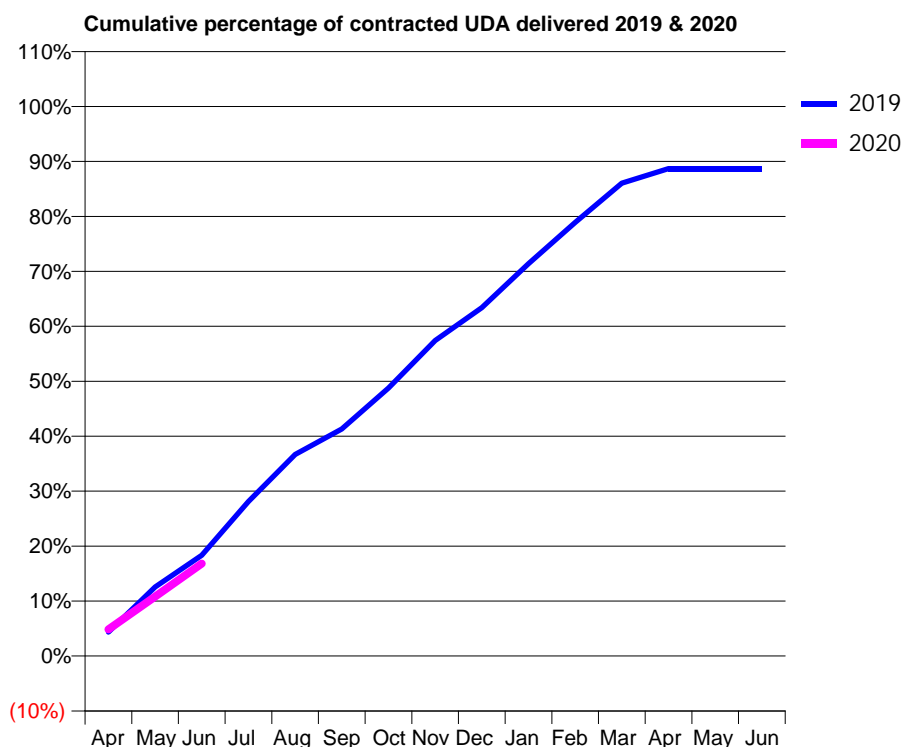
19/20 Contracted general activity (UDA)	14,000
Carry forward general activity (UDA)	0
19/20 Contracted orthodontic activity (UOA)	0
Carry forward orthodontic activity (UOA)	0
Baseline contract value	£324,637.68

ACCESS*

Patients seen in 24 months	Total	Change since previous quarter
Quarter ending June 2018	5,525	
Quarter ending September 2018	5,554	→
Quarter ending December 2018	5,525	→
Quarter ending March 2019	5,492	→
Quarter ending June 2019	5,503	→
Variance since June 2018	(0.4%)	→



ACTIVITY



Month	Adjusted Scheduled Activity (UDA)	
	2019	2020
April	609	682
May	1,763	1,513
June	2,567	2,356
July	3,937	
August	5,135	
September	5,784	
October	6,828	
November	8,036	
December	8,874	
January	9,998	
February	11,047	
March	12,045	
April	12,416	
May	12,417	
June	12,416	

QUALITY

	Quantity	Base Number	Contract	AT	Region	England
% of FP17s for the same patient ID Re-attending within 3 months - Children	8	436	1.8%	10.1%	11.2%	11.4%
% of FP17s for the same patient ID Re-attending within 3 months - Adults	79	1,030	7.7%	13.6%	14.8%	15.4%
% of FP17s for the same patient ID Re-attending between 3 & 9 months - Children	228	436	52.3%	60.9%	60.9%	59.8%
% of FP17s for the same patient ID Re-attending between 3 & 9 months - Adults	285	1,030	27.7%	50.7%	53.2%	52.1%
% of FP17s for Band 1 Urgent Courses	58	1,281	4.5%	9.1%	8.3%	9.2%
% of FP17s Relating to Free Repair or Replacements	2	1,281	0.2%	0.7%	0.7%	0.7%
% of FP17s Relating to Continuations	11	1,281	0.9%	0.8%	0.8%	0.8%
% of Patients satisfied with the dentistry they have received	1	1	N/A	93.0%	93.2%	93.4%
% of Patients satisfied with the time they had to wait for an appointment	0	1	N/A	87.2%	88.5%	87.6%

* This is based on patients treated on this contract for their most recent course of treatment. Figures in italics indicate the base number of FP17s or Patient Questionnaire responses are less than 100. N/A is shown where the base number of responses is less than 10 during the period. % is calculated as Quantity/Base number*100

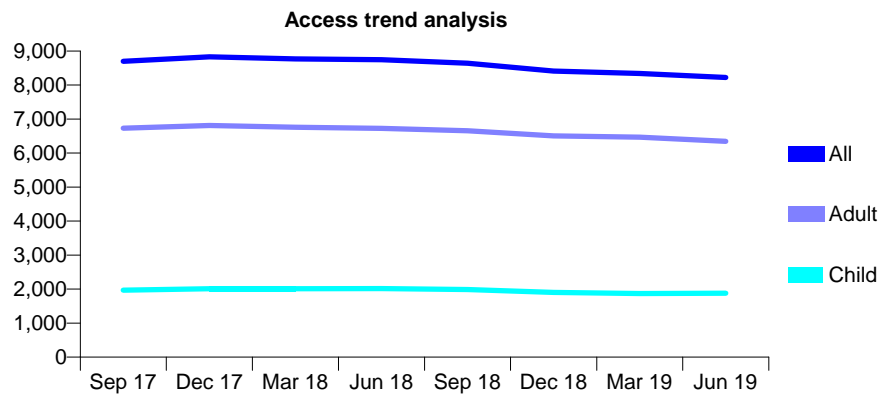
Q56 - Vital Signs At a Glance Contract Report for 101435/0017 - June 2019

Name or company name	IDH Limited
Contract type name	GDS Contract
Purpose of contract	General
Contract start date	01/04/2006
Contract end date	

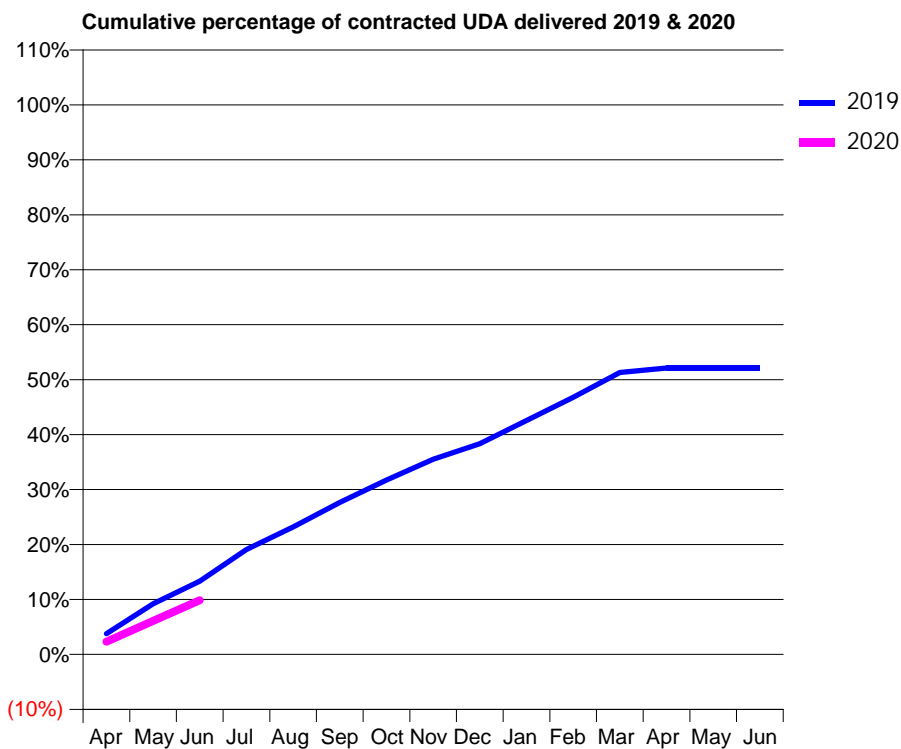
19/20 Contracted general activity (UDA)	34,178
Carry forward general activity (UDA)	0
19/20 Contracted orthodontic activity (UOA)	0
Carry forward orthodontic activity (UOA)	0
Baseline contract value	£774,902.60

ACCESS*

Patients seen in 24 months	Total	Change since previous quarter
Quarter ending June 2018	8,747	
Quarter ending September 2018	8,643	↓
Quarter ending December 2018	8,409	↓
Quarter ending March 2019	8,338	→
Quarter ending June 2019	8,227	↓
Variance since June 2018	(5.9%)	↓



ACTIVITY



Month	2019	2020
April	1,290	791
May	3,155	2,089
June	4,561	3,369
July	6,527	
August	7,937	
September	9,453	
October	10,842	
November	12,138	
December	13,096	
January	14,549	
February	15,988	
March	17,536	
April	17,812	
May	17,812	
June	17,812	

QUALITY

	Quantity	Base Number	Contract	AT	Region	England
% of FP17s for the same patient ID Re-attending within 3 months - Children	21	601	3.5%	10.1%	11.2%	11.4%
% of FP17s for the same patient ID Re-attending within 3 months - Adults	125	1,525	8.2%	13.6%	14.8%	15.4%
% of FP17s for the same patient ID Re-attending between 3 & 9 months - Children	235	601	39.1%	60.9%	60.9%	59.8%
% of FP17s for the same patient ID Re-attending between 3 & 9 months - Adults	580	1,525	38.0%	50.7%	53.2%	52.1%
% of FP17s for Band 1 Urgent Courses	42	2,002	2.1%	9.1%	8.3%	9.2%
% of FP17s Relating to Free Repair or Replacements	9	2,002	0.4%	0.7%	0.7%	0.7%
% of FP17s Relating to Continuations	28	2,002	1.4%	0.8%	0.8%	0.8%
% of Patients satisfied with the dentistry they have received	6	6	N/A	93.0%	93.2%	93.4%
% of Patients satisfied with the time they had to wait for an appointment	4	6	N/A	87.2%	88.5%	87.6%

* This is based on patients treated on this contract for their most recent course of treatment. Figures in italics indicate the base number of FP17s or Patient Questionnaire responses are less than 100. N/A is shown where the base number of responses is less than 10 during the period. % is calculated as Quantity/Base number*100

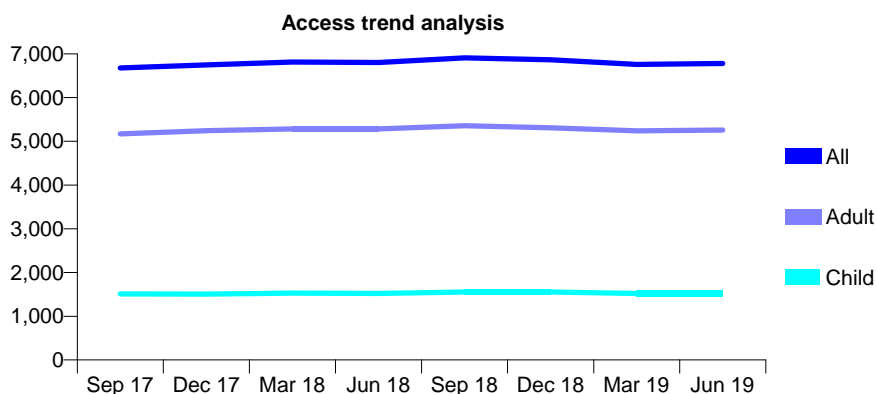
Q56 - Vital Signs At a Glance Contract Report for 101435/0067 - June 2019

Name or company name	IDH Limited
Contract type name	GDS Contract
Purpose of contract	General
Contract start date	19/07/2007
Contract end date	

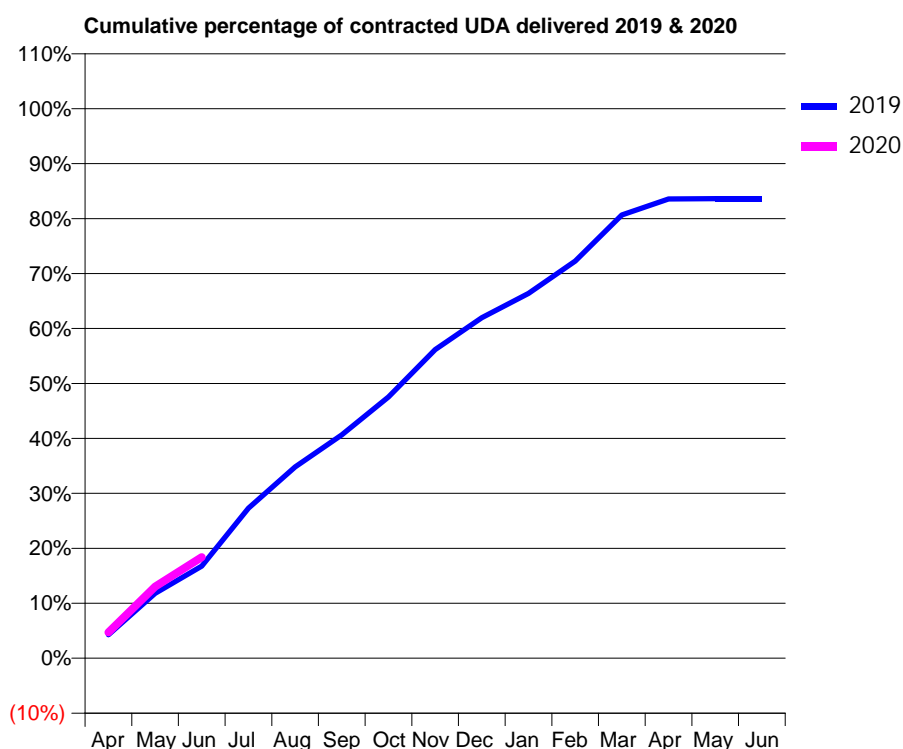
19/20 Contracted general activity (UDA)	23,462
Carry forward general activity (UDA)	0
19/20 Contracted orthodontic activity (UOA)	0
Carry forward orthodontic activity (UOA)	0
Baseline contract value	£718,523.42

ACCESS*

Patients seen in 24 months	Total	Change since previous quarter
Quarter ending June 2018	6,804	
Quarter ending September 2018	6,911	→
Quarter ending December 2018	6,863	→
Quarter ending March 2019	6,759	↓
Quarter ending June 2019	6,780	→
Variance since June 2018	(0.4%)	→



ACTIVITY



Month	2019	2020
April	1,003	1,109
May	2,768	3,062
June	3,932	4,318
July	6,408	
August	8,169	
September	9,533	
October	11,155	
November	13,180	
December	14,541	
January	15,577	
February	16,959	
March	18,920	
April	19,603	
May	19,617	
June	19,616	

QUALITY

	Quantity	Base Number	Contract	AT	Region	England
% of FP17s for the same patient ID Re-attending within 3 months - Children	35	503	7.0%	10.1%	11.2%	11.4%
% of FP17s for the same patient ID Re-attending within 3 months - Adults	264	1,553	17.0%	13.6%	14.8%	15.4%
% of FP17s for the same patient ID Re-attending between 3 & 9 months - Children	268	503	53.3%	60.9%	60.9%	59.8%
% of FP17s for the same patient ID Re-attending between 3 & 9 months - Adults	534	1,553	34.4%	50.7%	53.2%	52.1%
% of FP17s for Band 1 Urgent Courses	235	1,771	13.3%	9.1%	8.3%	9.2%
% of FP17s Relating to Free Repair or Replacements	7	1,771	0.4%	0.7%	0.7%	0.7%
% of FP17s Relating to Continuations	25	1,771	1.4%	0.8%	0.8%	0.8%
% of Patients satisfied with the dentistry they have received	4	4	N/A	93.0%	93.2%	93.4%
% of Patients satisfied with the time they had to wait for an appointment	4	4	N/A	87.2%	88.5%	87.6%

* This is based on patients treated on this contract for their most recent course of treatment.

Figures in italics indicate the base number of FP17s or Patient Questionnaire responses are less than 100. N/A is shown where the base number of responses is less than 10 during the period. % is calculated as Quantity/Base number*100

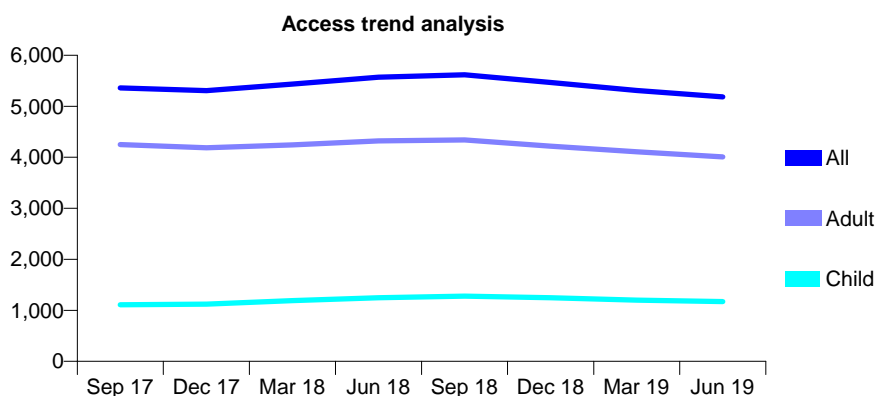
Q56 - Vital Signs At a Glance Contract Report for 101435/0099 - June 2019

Name or company name	IDH Limited
Contract type name	GDS Contract
Purpose of contract	General
Contract start date	01/06/2008
Contract end date	

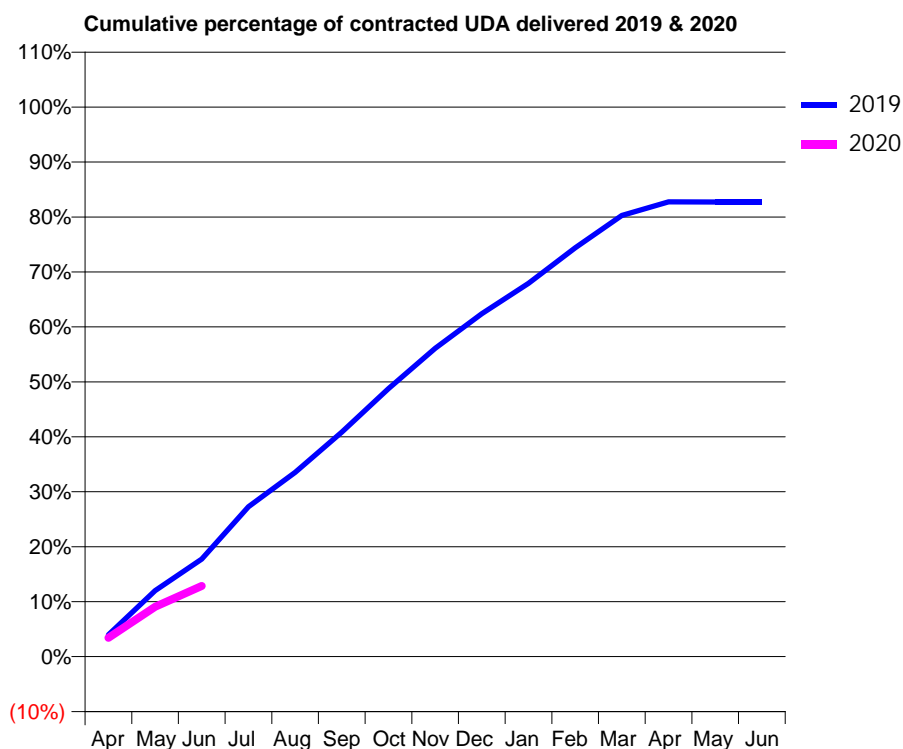
19/20 Contracted general activity (UDA)	15,500
Carry forward general activity (UDA)	0
19/20 Contracted orthodontic activity (UOA)	0
Carry forward orthodontic activity (UOA)	0
Baseline contract value	£423,290.01

ACCESS*

Patients seen in 24 months	Total	Change since previous quarter
Quarter ending June 2018	5,570	
Quarter ending September 2018	5,618	→
Quarter ending December 2018	5,465	↓
Quarter ending March 2019	5,308	↓
Quarter ending June 2019	5,183	↓
Variance since June 2018	(6.9%)	↓



ACTIVITY



Month	Adjusted Scheduled Activity (UDA)	
	2019	2020
April	616	532
May	1,864	1,406
June	2,751	1,991
July	4,229	
August	5,201	
September	6,331	
October	7,558	
November	8,698	
December	9,671	
January	10,530	
February	11,530	
March	12,444	
April	12,823	
May	12,821	
June	12,820	

QUALITY

	Quantity	Base Number	Contract	AT	Region	England
% of FP17s for the same patient ID Re-attending within 3 months - Children	11	287	3.8%	10.1%	11.2%	11.4%
% of FP17s for the same patient ID Re-attending within 3 months - Adults	56	825	6.8%	13.6%	14.8%	15.4%
% of FP17s for the same patient ID Re-attending between 3 & 9 months - Children	177	287	61.7%	60.9%	60.9%	59.8%
% of FP17s for the same patient ID Re-attending between 3 & 9 months - Adults	377	825	45.7%	50.7%	53.2%	52.1%
% of FP17s for Band 1 Urgent Courses	45	954	4.7%	9.1%	8.3%	9.2%
% of FP17s Relating to Free Repair or Replacements	4	954	0.4%	0.7%	0.7%	0.7%
% of FP17s Relating to Continuations	3	954	0.3%	0.8%	0.8%	0.8%
% of Patients satisfied with the dentistry they have received	1	1	N/A	93.0%	93.2%	93.4%
% of Patients satisfied with the time they had to wait for an appointment	1	1	N/A	87.2%	88.5%	87.6%

* This is based on patients treated on this contract for their most recent course of treatment. Figures in italics indicate the base number of FP17s or Patient Questionnaire responses are less than 100. N/A is shown where the base number of responses is less than 10 during the period. % is calculated as Quantity/Base number*100

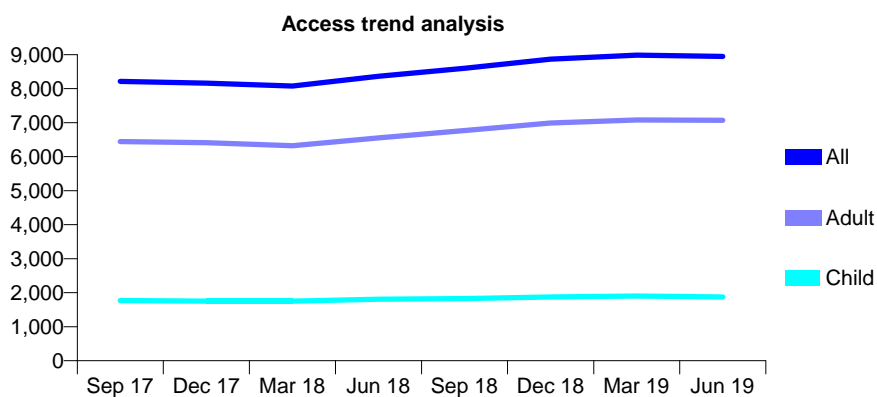
Q56 - Vital Signs At a Glance Contract Report for 101435/0100 - June 2019

Name or company name	IDH Limited
Contract type name	GDS Contract
Purpose of contract	General
Contract start date	01/06/2008
Contract end date	

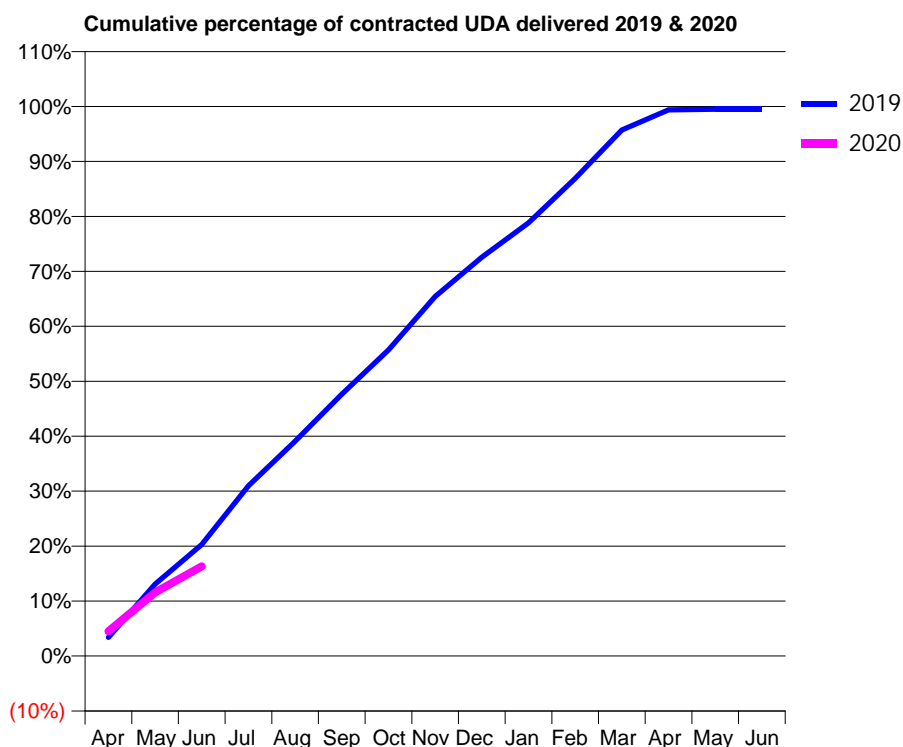
19/20 Contracted general activity (UDA)	22,891
Carry forward general activity (UDA)	0
19/20 Contracted orthodontic activity (UOA)	0
Carry forward orthodontic activity (UOA)	0
Baseline contract value	£569,271.17

ACCESS*

Patients seen in 24 months	Total	Change since previous quarter
Quarter ending June 2018	8,367	
Quarter ending September 2018	8,599	↑
Quarter ending December 2018	8,867	↑
Quarter ending March 2019	8,985	→
Quarter ending June 2019	8,947	→
Variance since June 2018	6.9%	↑



ACTIVITY



Month	Adjusted Scheduled Activity (UDA)	
	2019	2020
April	775	1,031
May	3,000	2,654
June	4,646	3,736
July	7,093	
August	8,949	
September	10,902	
October	12,754	
November	14,979	
December	16,607	
January	18,039	
February	19,897	
March	21,914	
April	22,753	
May	22,771	
June	22,774	

QUALITY

	Quantity	Base Number	Contract	AT	Region	England
% of FP17s for the same patient ID Re-attending within 3 months - Children	36	588	6.1%	10.1%	11.2%	11.4%
% of FP17s for the same patient ID Re-attending within 3 months - Adults	231	1,881	12.3%	13.6%	14.8%	15.4%
% of FP17s for the same patient ID Re-attending between 3 & 9 months - Children	369	588	62.8%	60.9%	60.9%	59.8%
% of FP17s for the same patient ID Re-attending between 3 & 9 months - Adults	661	1,881	35.1%	50.7%	53.2%	52.1%
% of FP17s for Band 1 Urgent Courses	72	2,104	3.4%	9.1%	8.3%	9.2%
% of FP17s Relating to Free Repair or Replacements	18	2,104	0.9%	0.7%	0.7%	0.7%
% of FP17s Relating to Continuations	75	2,104	3.6%	0.8%	0.8%	0.8%
% of Patients satisfied with the dentistry they have received	2	2	N/A	93.0%	93.2%	93.4%
% of Patients satisfied with the time they had to wait for an appointment	2	2	N/A	87.2%	88.5%	87.6%

* This is based on patients treated on this contract for their most recent course of treatment. Figures in italics indicate the base number of FP17s or Patient Questionnaire responses are less than 100. N/A is shown where the base number of responses is less than 10 during the period. % is calculated as Quantity/Base number*100

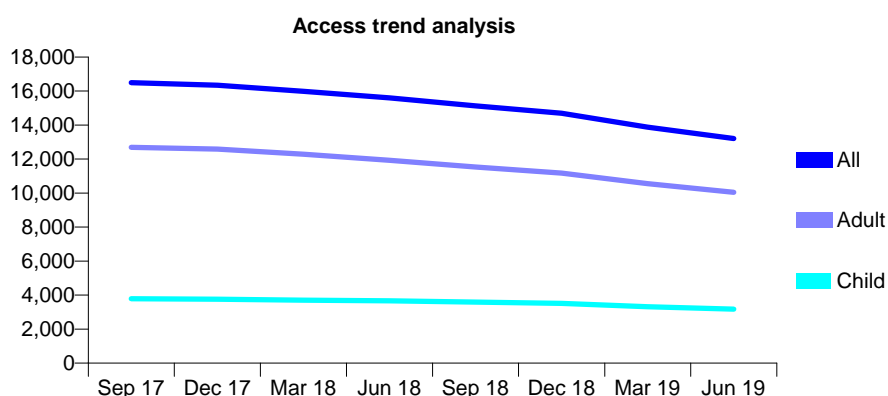
Q56 - Vital Signs At a Glance Contract Report for 101435/0114 - June 2019

Name or company name	IDH Limited
Contract type name	GDS Contract
Purpose of contract	General and Orthodontic
Contract start date	01/09/2008
Contract end date	

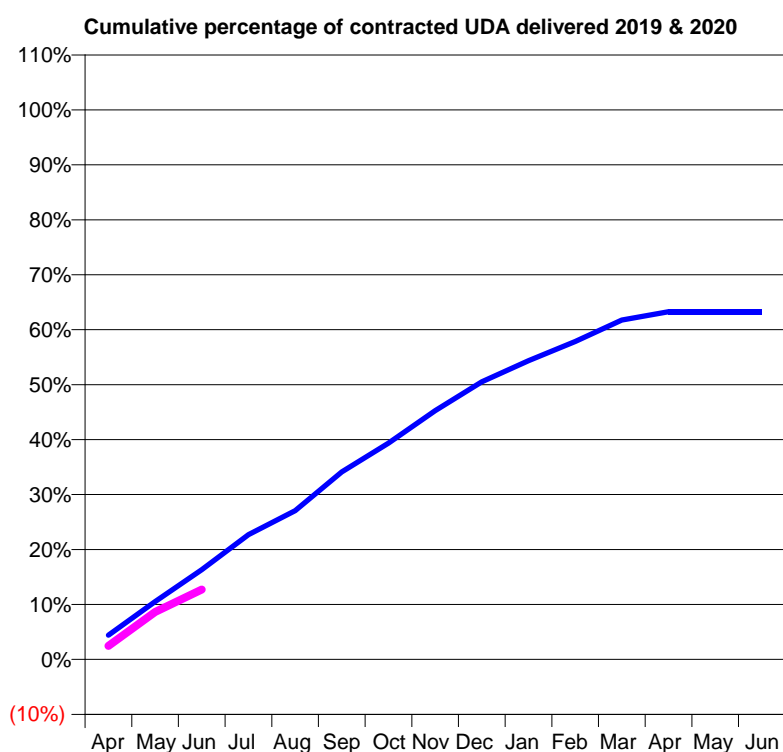
19/20 Contracted general activity (UDA)	41,000
Carry forward general activity (UDA)	0
19/20 Contracted orthodontic activity (UOA)	3,300
Carry forward orthodontic activity (UOA)	0
Baseline contract value	£1,319,843.83

ACCESS*

Patients seen in 24 months	Total	Change since previous quarter
Quarter ending June 2018	15,601	
Quarter ending September 2018	15,123	↓
Quarter ending December 2018	14,696	↓
Quarter ending March 2019	13,880	↓
Quarter ending June 2019	13,214	↓
Variance since June 2018	(15.3%)	↓



ACTIVITY



Month	2019	2020
April	1,804	1,011
May	4,318	3,538
June	6,694	5,205
July	9,310	
August	11,102	
September	13,998	
October	16,134	
November	18,559	
December	20,714	
January	22,280	
February	23,712	
March	25,318	
April	25,939	
May	25,939	
June	25,939	

QUALITY

	Quantity	Base Number	Contract	AT	Region	England
% of FP17s for the same patient ID Re-attending within 3 months - Children	28	826	3.4%	10.1%	11.2%	11.4%
% of FP17s for the same patient ID Re-attending within 3 months - Adults	139	2,173	6.4%	13.6%	14.8%	15.4%
% of FP17s for the same patient ID Re-attending between 3 & 9 months - Children	427	826	51.7%	60.9%	60.9%	59.8%
% of FP17s for the same patient ID Re-attending between 3 & 9 months - Adults	637	2,173	29.3%	50.7%	53.2%	52.1%
% of FP17s for Band 1 Urgent Courses	121	2,744	4.4%	9.1%	8.3%	9.2%
% of FP17s Relating to Free Repair or Replacements	6	2,744	0.2%	0.7%	0.7%	0.7%
% of FP17s Relating to Continuations	18	2,744	0.7%	0.8%	0.8%	0.8%
% of Patients satisfied with the dentistry they have received	3	3	N/A	93.0%	93.2%	93.4%
% of Patients satisfied with the time they had to wait for an appointment	3	3	N/A	87.2%	88.5%	87.6%

* This is based on patients treated on this contract for their most recent course of treatment. Figures in italics indicate the base number of FP17s or Patient Questionnaire responses are less than 100. N/A is shown where the base number of responses is less than 10 during the period. % is calculated as Quantity/Base number*100

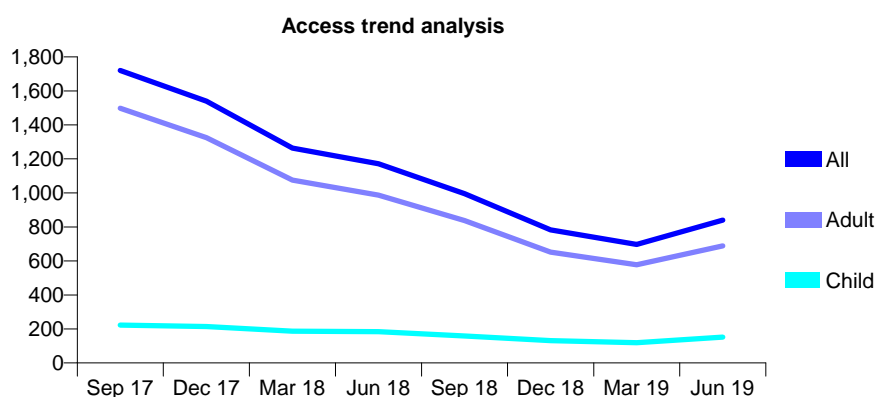
Q56 - Vital Signs At a Glance Contract Report for 101478/0001 - June 2019

Name or company name	CAMBRIDGE UNIVERSITY
Contract type name	PDS Contract
Purpose of contract	General
Contract start date	01/04/2006
Contract end date	31/03/2020

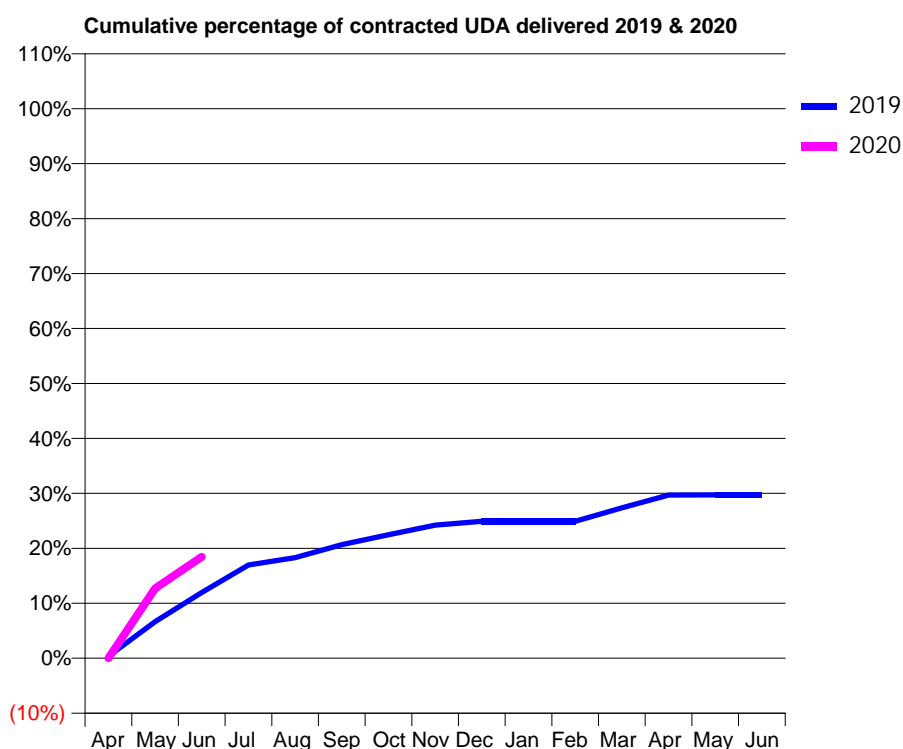
19/20 Contracted general activity (UDA)	3,878
Carry forward general activity (UDA)	0
19/20 Contracted orthodontic activity (UOA)	0
Carry forward orthodontic activity (UOA)	0
Baseline contract value	£110,803.70

ACCESS*

Patients seen in 24 months	Total	Change since previous quarter
Quarter ending June 2018	1,171	
Quarter ending September 2018	996	↓
Quarter ending December 2018	782	↓
Quarter ending March 2019	697	↓
Quarter ending June 2019	840	↑
Variance since June 2018	(28.3%)	↓



ACTIVITY



Adjusted Scheduled Activity (UDA)		
Month	2019	2020
April	15	0
May	258	494
June	464	716
July	658	
August	710	
September	801	
October	871	
November	940	
December	966	
January	966	
February	966	
March	1,061	
April	1,152	
May	1,153	
June	1,153	

QUALITY

	Quantity	Base Number	Contract	AT	Region	England
% of FP17s for the same patient ID Re-attending within 3 months - Children	3	58	5.2%	10.1%	11.2%	11.4%
% of FP17s for the same patient ID Re-attending within 3 months - Adults	12	178	6.7%	13.6%	14.8%	15.4%
% of FP17s for the same patient ID Re-attending between 3 & 9 months - Children	11	58	19.0%	60.9%	60.9%	59.8%
% of FP17s for the same patient ID Re-attending between 3 & 9 months - Adults	18	178	10.1%	50.7%	53.2%	52.1%
% of FP17s for Band 1 Urgent Courses	29	209	13.9%	9.1%	8.3%	9.2%
% of FP17s Relating to Free Repair or Replacements	0	209	0.0%	0.7%	0.7%	0.7%
% of FP17s Relating to Continuations	0	209	0.0%	0.8%	0.8%	0.8%
% of Patients satisfied with the dentistry they have received	0	0	N/A	93.0%	93.2%	93.4%
% of Patients satisfied with the time they had to wait for an appointment	0	0	N/A	87.2%	88.5%	87.6%

* This is based on patients treated on this contract for their most recent course of treatment.

Figures in italics indicate the base number of FP17s or Patient Questionnaire responses are less than 100. N/A is shown where the base number of responses is less than 10 during the period. % is calculated as Quantity/Base number*100

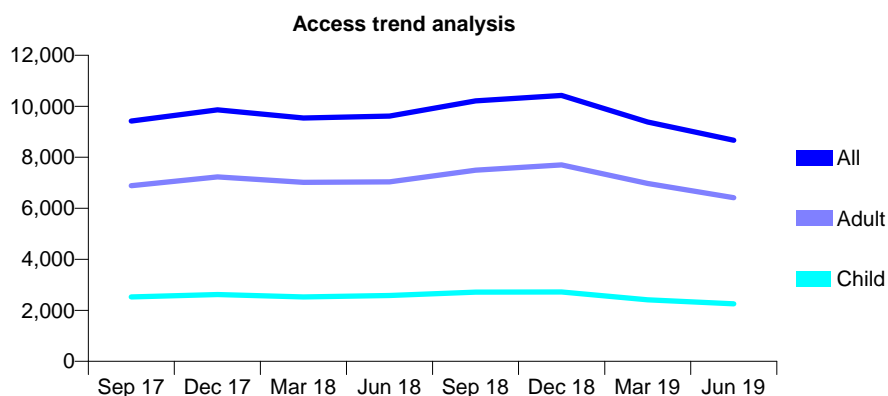
Q56 - Vital Signs At a Glance Contract Report for 101931/0001 - June 2019

Name or company name	Histon Dental Surgery
Contract type name	GDS Contract
Purpose of contract	General
Contract start date	01/04/2007
Contract end date	

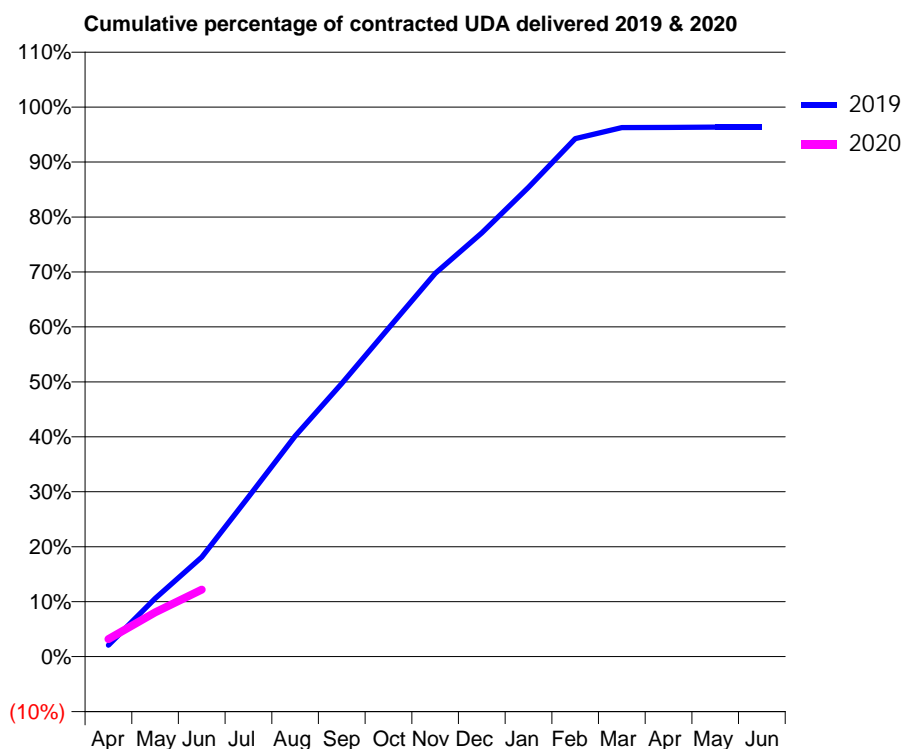
19/20 Contracted general activity (UDA)	22,500
Carry forward general activity (UDA)	0
19/20 Contracted orthodontic activity (UOA)	0
Carry forward orthodontic activity (UOA)	0
Baseline contract value	£727,790.43

ACCESS*

Patients seen in 24 months	Total	Change since previous quarter
Quarter ending June 2018	9,616	
Quarter ending September 2018	10,210	↑
Quarter ending December 2018	10,426	↑
Quarter ending March 2019	9,384	↓
Quarter ending June 2019	8,668	↓
Variance since June 2018	(9.9%)	↓



ACTIVITY



Month	Adjusted Scheduled Activity (UDA)	
	2019	2020
April	464	721
May	2,386	1,817
June	4,069	2,745
July	6,540	
August	9,031	
September	11,185	
October	13,441	
November	15,688	
December	17,349	
January	19,217	
February	21,204	
March	21,656	
April	21,667	
May	21,678	
June	21,677	

QUALITY

	Quantity	Base Number	Contract	AT	Region	England
% of FP17s for the same patient ID Re-attending within 3 months - Children	14	502	2.8%	10.1%	11.2%	11.4%
% of FP17s for the same patient ID Re-attending within 3 months - Adults	77	1,178	6.5%	13.6%	14.8%	15.4%
% of FP17s for the same patient ID Re-attending between 3 & 9 months - Children	224	502	44.6%	60.9%	60.9%	59.8%
% of FP17s for the same patient ID Re-attending between 3 & 9 months - Adults	622	1,178	52.8%	50.7%	53.2%	52.1%
% of FP17s for Band 1 Urgent Courses	142	1,645	8.6%	9.1%	8.3%	9.2%
% of FP17s Relating to Free Repair or Replacements	17	1,645	1.0%	0.7%	0.7%	0.7%
% of FP17s Relating to Continuations	5	1,645	0.3%	0.8%	0.8%	0.8%
% of Patients satisfied with the dentistry they have received	3	3	N/A	93.0%	93.2%	93.4%
% of Patients satisfied with the time they had to wait for an appointment	3	3	N/A	87.2%	88.5%	87.6%

* This is based on patients treated on this contract for their most recent course of treatment. Figures in italics indicate the base number of FP17s or Patient Questionnaire responses are less than 100. N/A is shown where the base number of responses is less than 10 during the period. % is calculated as Quantity/Base number*100

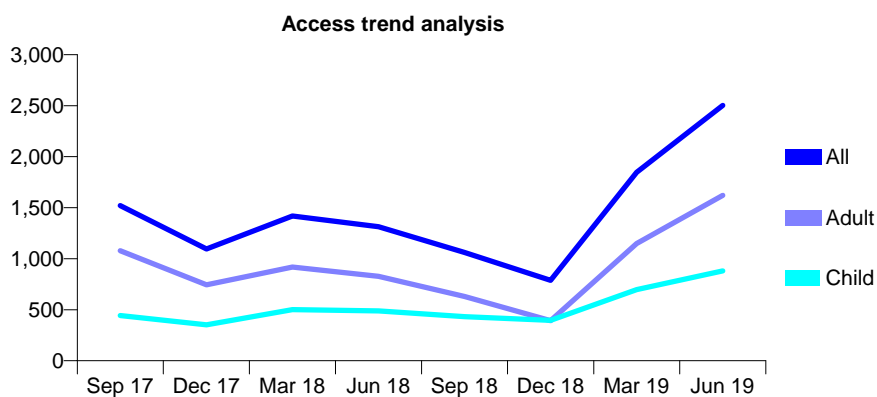
Q56 - Vital Signs At a Glance Contract Report for 101931/0002 - June 2019

Name or company name	Histon Dental Surgery
Contract type name	GDS Contract
Purpose of contract	General
Contract start date	01/04/2013
Contract end date	

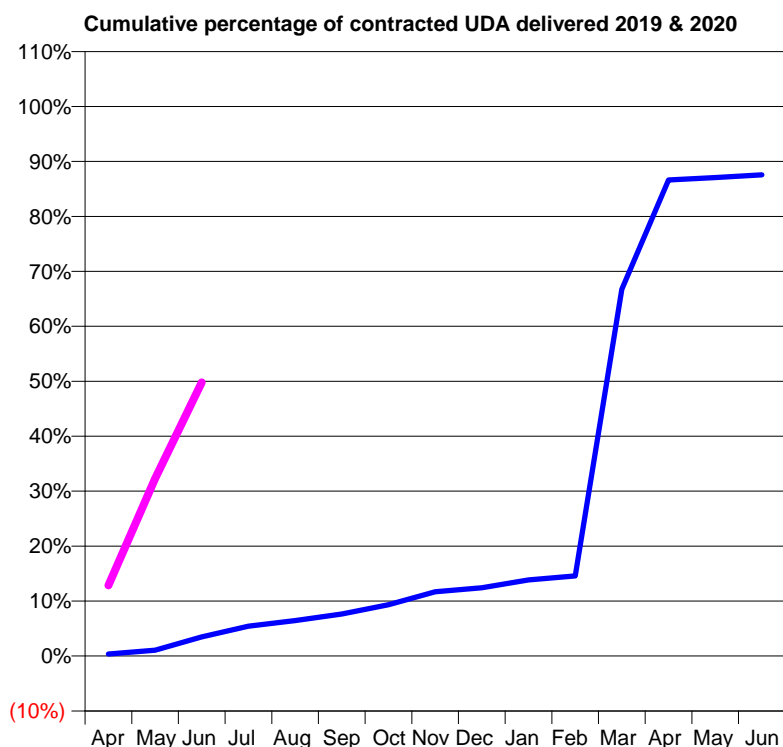
19/20 Contracted general activity (UDA)	3,625
Carry forward general activity (UDA)	0
19/20 Contracted orthodontic activity (UOA)	0
Carry forward orthodontic activity (UOA)	0
Baseline contract value	£101,204.31

ACCESS*

Patients seen in 24 months	Total	Change since previous quarter
Quarter ending June 2018	1,315	
Quarter ending September 2018	1,061	↓
Quarter ending December 2018	789	↓
Quarter ending March 2019	1,847	↑
Quarter ending June 2019	2,502	↑
Variance since June 2018	90.3%	↑



ACTIVITY



Month	Adjusted Scheduled Activity (UDA)	
	2019	2020
April	14	467
May	39	1,171
June	126	1,805
July	197	
August	235	
September	277	
October	338	
November	425	
December	451	
January	502	
February	529	
March	2,418	
April	3,140	
May	3,156	
June	3,173	

QUALITY

	Quantity	Base Number	Contract	AT	Region	England
% of FP17s for the same patient ID Re-attending within 3 months - Children	11	449	2.4%	10.1%	11.2%	11.4%
% of FP17s for the same patient ID Re-attending within 3 months - Adults	71	961	7.4%	13.6%	14.8%	15.4%
% of FP17s for the same patient ID Re-attending between 3 & 9 months - Children	7	449	1.6%	60.9%	60.9%	59.8%
% of FP17s for the same patient ID Re-attending between 3 & 9 months - Adults	7	961	0.7%	50.7%	53.2%	52.1%
% of FP17s for Band 1 Urgent Courses	83	1,002	8.3%	9.1%	8.3%	9.2%
% of FP17s Relating to Free Repair or Replacements	7	1,002	0.7%	0.7%	0.7%	0.7%
% of FP17s Relating to Continuations	2	1,002	0.2%	0.8%	0.8%	0.8%
% of Patients satisfied with the dentistry they have received	1	1	N/A	93.0%	93.2%	93.4%
% of Patients satisfied with the time they had to wait for an appointment	1	1	N/A	87.2%	88.5%	87.6%

* This is based on patients treated on this contract for their most recent course of treatment. Figures in italics indicate the base number of FP17s or Patient Questionnaire responses are less than 100. N/A is shown where the base number of responses is less than 10 during the period. % is calculated as Quantity/Base number*100

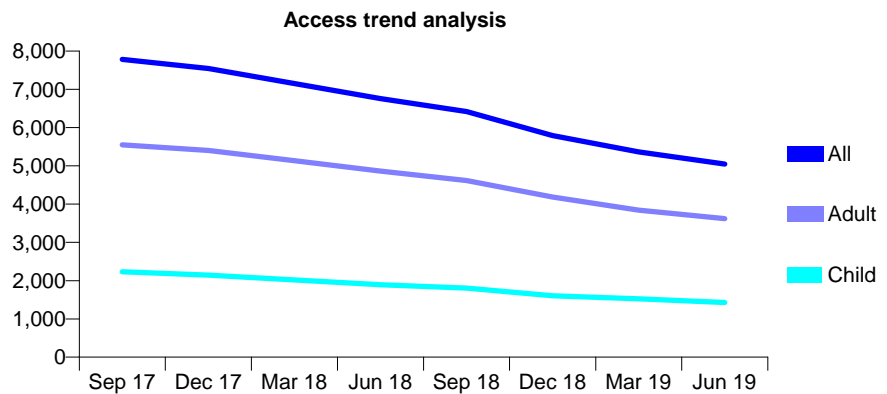
Q56 - Vital Signs At a Glance Contract Report for 102016/0001 - June 2019

Name or company name	The Peterborough Dental Practice Partners
Contract type name	GDS Contract
Purpose of contract	General
Contract start date	01/10/2009
Contract end date	

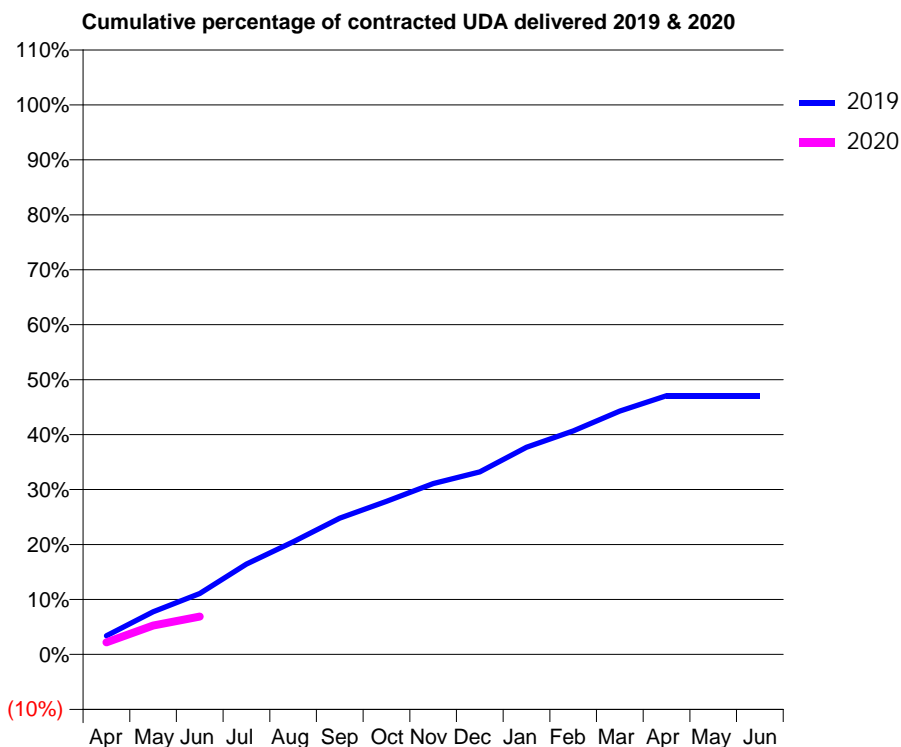
19/20 Contracted general activity (UDA)	22,500
Carry forward general activity (UDA)	0
19/20 Contracted orthodontic activity (UOA)	0
Carry forward orthodontic activity (UOA)	0
Baseline contract value	£702,008.17

ACCESS*

Patients seen in 24 months	Total	Change since previous quarter
Quarter ending June 2018	6,758	
Quarter ending September 2018	6,420	↓
Quarter ending December 2018	5,791	↓
Quarter ending March 2019	5,367	↓
Quarter ending June 2019	5,047	↓
Variance since June 2018	(25.3%)	↓



ACTIVITY



Month	2019	2020
April	762	493
May	1,746	1,180
June	2,490	1,551
July	3,698	
August	4,608	
September	5,577	
October	6,269	
November	6,998	
December	7,474	
January	8,483	
February	9,150	
March	9,959	
April	10,594	
May	10,594	
June	10,594	

QUALITY

	Quantity	Base Number	Contract	AT	Region	England
% of FP17s for the same patient ID Re-attending within 3 months - Children	22	393	5.6%	10.1%	11.2%	11.4%
% of FP17s for the same patient ID Re-attending within 3 months - Adults	90	720	12.5%	13.6%	14.8%	15.4%
% of FP17s for the same patient ID Re-attending between 3 & 9 months - Children	117	393	29.8%	60.9%	60.9%	59.8%
% of FP17s for the same patient ID Re-attending between 3 & 9 months - Adults	182	720	25.3%	50.7%	53.2%	52.1%
% of FP17s for Band 1 Urgent Courses	77	817	9.4%	9.1%	8.3%	9.2%
% of FP17s Relating to Free Repair or Replacements	3	817	0.4%	0.7%	0.7%	0.7%
% of FP17s Relating to Continuations	18	817	2.2%	0.8%	0.8%	0.8%
% of Patients satisfied with the dentistry they have received	0	1	N/A	93.0%	93.2%	93.4%
% of Patients satisfied with the time they had to wait for an appointment	1	1	N/A	87.2%	88.5%	87.6%

* This is based on patients treated on this contract for their most recent course of treatment. Figures in italics indicate the base number of FP17s or Patient Questionnaire responses are less than 100. N/A is shown where the base number of responses is less than 10 during the period. % is calculated as Quantity/Base number*100

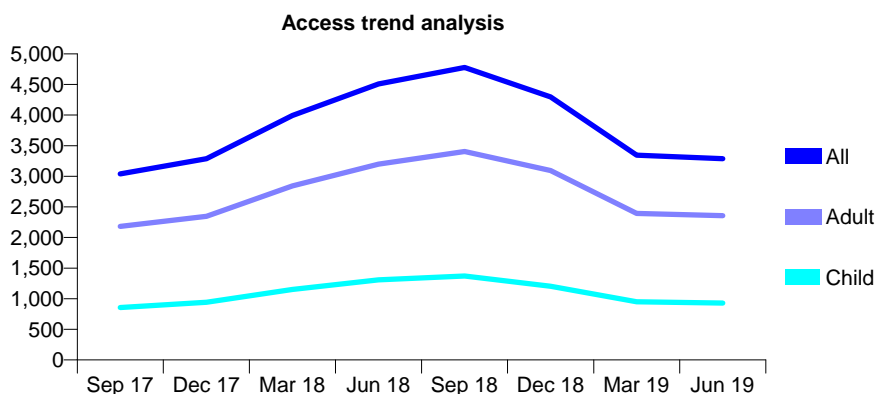
Q56 - Vital Signs At a Glance Contract Report for 102342/0001 - June 2019

Name or company name	Beechcroft Dental Care Ltd
Contract type name	GDS Contract
Purpose of contract	General
Contract start date	01/09/2011
Contract end date	

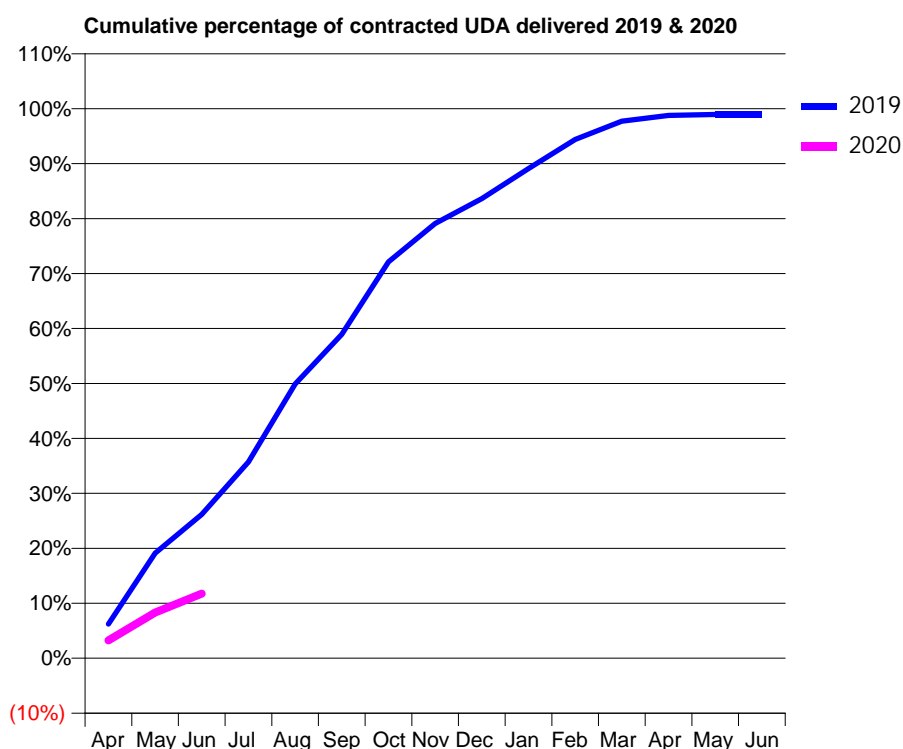
19/20 Contracted general activity (UDA)	11,009
Carry forward general activity (UDA)	0
19/20 Contracted orthodontic activity (UOA)	0
Carry forward orthodontic activity (UOA)	0
Baseline contract value	£251,950.69

ACCESS*

Patients seen in 24 months	Total	Change since previous quarter
Quarter ending June 2018	4,509	
Quarter ending September 2018	4,776	↑
Quarter ending December 2018	4,298	↓
Quarter ending March 2019	3,345	↓
Quarter ending June 2019	3,286	↓
Variance since June 2018	(27.1%)	↓



ACTIVITY



Month	Adjusted Scheduled Activity (UDA)	
	2019	2020
April	685	356
May	2,106	915
June	2,880	1,294
July	3,934	
August	5,493	
September	6,488	
October	7,938	
November	8,707	
December	9,209	
January	9,809	
February	10,393	
March	10,758	
April	10,874	
May	10,893	
June	10,893	

QUALITY

	Quantity	Base Number	Contract	AT	Region	England
% of FP17s for the same patient ID Re-attending within 3 months - Children	9	264	3.4%	10.1%	11.2%	11.4%
% of FP17s for the same patient ID Re-attending within 3 months - Adults	35	572	6.1%	13.6%	14.8%	15.4%
% of FP17s for the same patient ID Re-attending between 3 & 9 months - Children	174	264	65.9%	60.9%	60.9%	59.8%
% of FP17s for the same patient ID Re-attending between 3 & 9 months - Adults	294	572	51.4%	50.7%	53.2%	52.1%
% of FP17s for Band 1 Urgent Courses	55	759	7.2%	9.1%	8.3%	9.2%
% of FP17s Relating to Free Repair or Replacements	6	759	0.8%	0.7%	0.7%	0.7%
% of FP17s Relating to Continuations	1	759	0.1%	0.8%	0.8%	0.8%
% of Patients satisfied with the dentistry they have received	0	0	N/A	93.0%	93.2%	93.4%
% of Patients satisfied with the time they had to wait for an appointment	0	0	N/A	87.2%	88.5%	87.6%

* This is based on patients treated on this contract for their most recent course of treatment.

Figures in italics indicate the base number of FP17s or Patient Questionnaire responses are less than 100. N/A is shown where the base number of responses is less than 10 during the period. % is calculated as Quantity/Base number*100

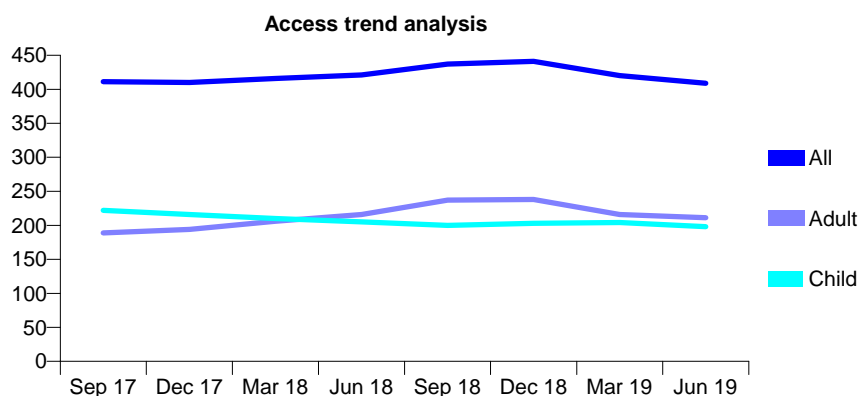
Q56 - Vital Signs At a Glance Contract Report for 102423/0001 - June 2019

Name or company name	Harbour TNGC Ltd
Contract type name	GDS Contract
Purpose of contract	General
Contract start date	01/07/2011
Contract end date	

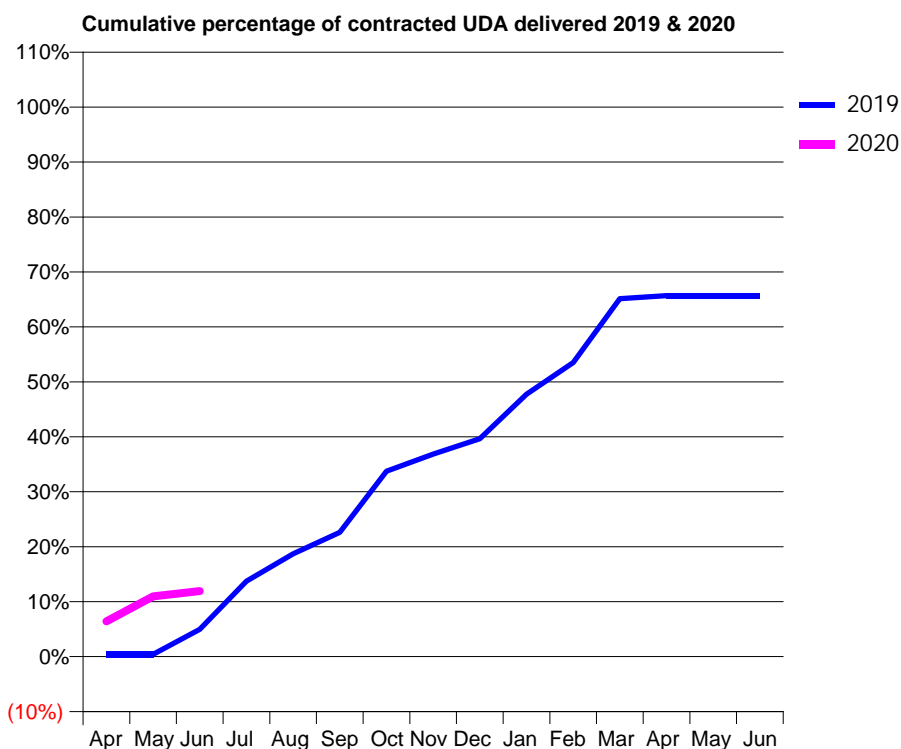
19/20 Contracted general activity (UDA)	1,450
Carry forward general activity (UDA)	0
19/20 Contracted orthodontic activity (UOA)	0
Carry forward orthodontic activity (UOA)	0
Baseline contract value	£33,441.11

ACCESS*

Patients seen in 24 months	Total	Change since previous quarter
Quarter ending June 2018	421	
Quarter ending September 2018	437	↑
Quarter ending December 2018	441	→
Quarter ending March 2019	420	↓
Quarter ending June 2019	409	↓
Variance since June 2018	(2.9%)	↓



ACTIVITY



Month	Adjusted Scheduled Activity (UDA)	
	2019	2020
April	6	93
May	6	159
June	72	173
July	199	
August	272	
September	328	
October	489	
November	534	
December	575	
January	692	
February	776	
March	944	
April	952	
May	952	
June	952	

QUALITY

	Quantity	Base Number	Contract	AT	Region	England
% of FP17s for the same patient ID Re-attending within 3 months - Children	1	49	2.0%	10.1%	11.2%	11.4%
% of FP17s for the same patient ID Re-attending within 3 months - Adults	0	45	0.0%	13.6%	14.8%	15.4%
% of FP17s for the same patient ID Re-attending between 3 & 9 months - Children	29	49	59.2%	60.9%	60.9%	59.8%
% of FP17s for the same patient ID Re-attending between 3 & 9 months - Adults	30	45	66.7%	50.7%	53.2%	52.1%
% of FP17s for Band 1 Urgent Courses	0	82	0.0%	9.1%	8.3%	9.2%
% of FP17s Relating to Free Repair or Replacements	0	82	0.0%	0.7%	0.7%	0.7%
% of FP17s Relating to Continuations	0	82	0.0%	0.8%	0.8%	0.8%
% of Patients satisfied with the dentistry they have received	1	1	N/A	93.0%	93.2%	93.4%
% of Patients satisfied with the time they had to wait for an appointment	1	1	N/A	87.2%	88.5%	87.6%

* This is based on patients treated on this contract for their most recent course of treatment. Figures in italics indicate the base number of FP17s or Patient Questionnaire responses are less than 100. N/A is shown where the base number of responses is less than 10 during the period. % is calculated as Quantity/Base number*100

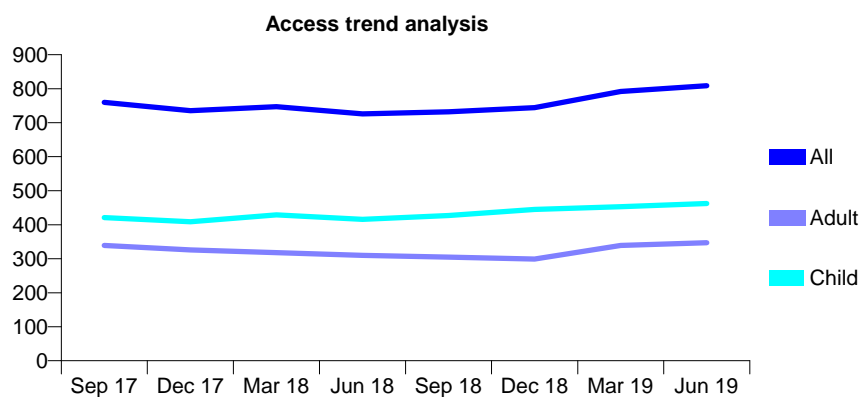
Q56 - Vital Signs At a Glance Contract Report for 102881/0001 - June 2019

Name or company name	Corner House Norwich LLP
Contract type name	GDS Contract
Purpose of contract	General
Contract start date	01/01/2013
Contract end date	

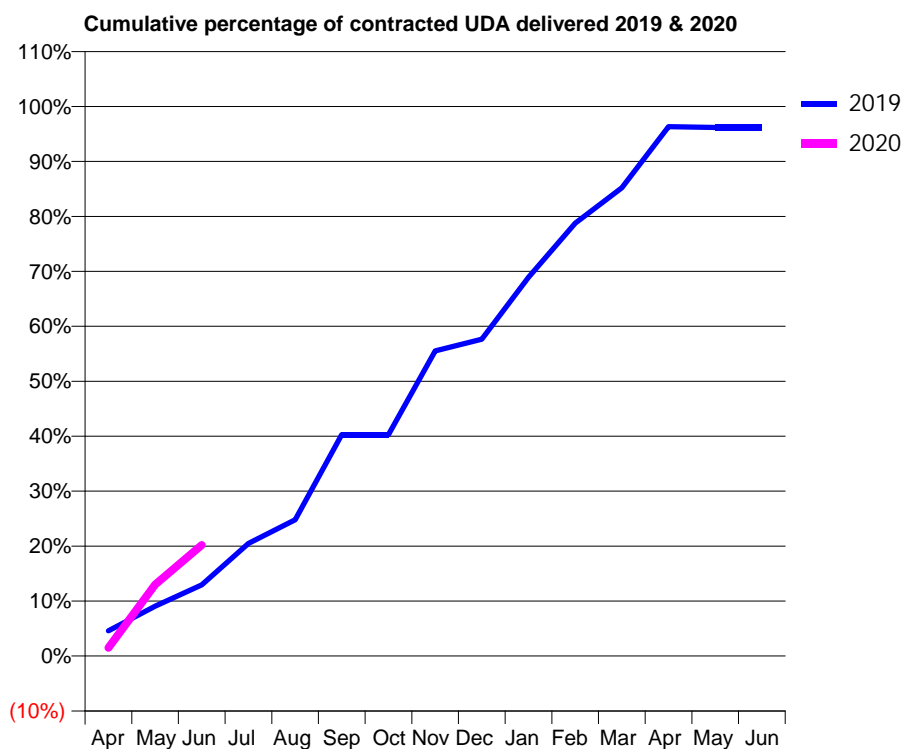
19/20 Contracted general activity (UDA)	1,835
Carry forward general activity (UDA)	0
19/20 Contracted orthodontic activity (UOA)	0
Carry forward orthodontic activity (UOA)	0
Baseline contract value	£50,046.40

ACCESS*

Patients seen in 24 months	Total	Change since previous quarter
Quarter ending June 2018	726	
Quarter ending September 2018	732	→
Quarter ending December 2018	744	→
Quarter ending March 2019	792	↑
Quarter ending June 2019	809	↑
Variance since June 2018	11.4%	↑



ACTIVITY



Month	Adjusted Scheduled Activity (UDA)	
	2019	2020
April	84	27
May	166	239
June	237	371
July	376	
August	455	
September	739	
October	739	
November	1,019	
December	1,058	
January	1,265	
February	1,445	
March	1,563	
April	1,768	
May	1,765	
June	1,765	

QUALITY

	Quantity	Base Number	Contract	AT	Region	England
% of FP17s for the same patient ID Re-attending within 3 months - Children	8	205	3.9%	10.1%	11.2%	11.4%
% of FP17s for the same patient ID Re-attending within 3 months - Adults	4	98	4.1%	13.6%	14.8%	15.4%
% of FP17s for the same patient ID Re-attending between 3 & 9 months - Children	105	205	51.2%	60.9%	60.9%	59.8%
% of FP17s for the same patient ID Re-attending between 3 & 9 months - Adults	38	98	38.8%	50.7%	53.2%	52.1%
% of FP17s for Band 1 Urgent Courses	14	234	6.0%	9.1%	8.3%	9.2%
% of FP17s Relating to Free Repair or Replacements	1	234	0.4%	0.7%	0.7%	0.7%
% of FP17s Relating to Continuations	0	234	0.0%	0.8%	0.8%	0.8%
% of Patients satisfied with the dentistry they have received	0	0	N/A	93.0%	93.2%	93.4%
% of Patients satisfied with the time they had to wait for an appointment	0	0	N/A	87.2%	88.5%	87.6%

* This is based on patients treated on this contract for their most recent course of treatment. Figures in italics indicate the base number of FP17s or Patient Questionnaire responses are less than 100. N/A is shown where the base number of responses is less than 10 during the period. % is calculated as Quantity/Base number*100

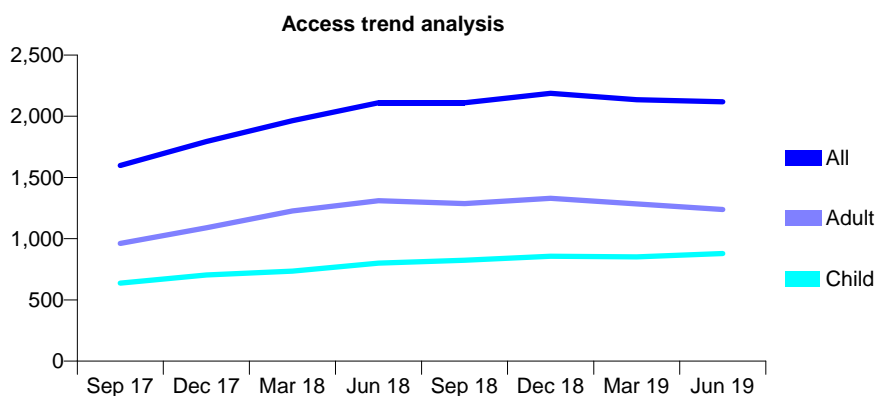
Q56 - Vital Signs At a Glance Contract Report for 103748/0001 - June 2019

Name or company name	Zain Shamoon
Contract type name	GDS Contract
Purpose of contract	General and Orthodontic
Contract start date	07/12/2015
Contract end date	

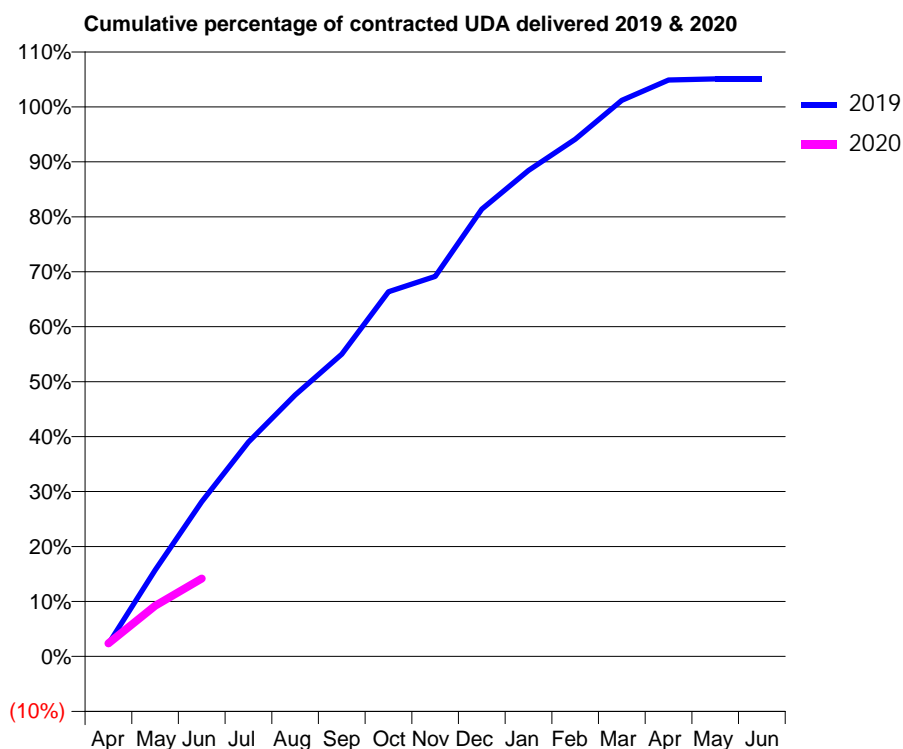
19/20 Contracted general activity (UDA)	3,783
Carry forward general activity (UDA)	0
19/20 Contracted orthodontic activity (UOA)	1,800
Carry forward orthodontic activity (UOA)	0
Baseline contract value	£227,105.40

ACCESS*

Patients seen in 24 months	Total	Change since previous quarter
Quarter ending June 2018	2,111	
Quarter ending September 2018	2,111	→
Quarter ending December 2018	2,188	↑
Quarter ending March 2019	2,136	↓
Quarter ending June 2019	2,118	→
Variance since June 2018	0.3%	→



ACTIVITY



Month	2019	2020
April	87	90
May	595	349
June	1,065	536
July	1,476	
August	1,800	
September	2,080	
October	2,510	
November	2,616	
December	3,078	
January	3,346	
February	3,560	
March	3,828	
April	3,967	
May	3,976	
June	3,976	

QUALITY

	Quantity	Base Number	Contract	AT	Region	England
% of FP17s for the same patient ID Re-attending within 3 months - Children	34	368	9.2%	10.1%	11.2%	11.4%
% of FP17s for the same patient ID Re-attending within 3 months - Adults	42	377	11.1%	13.6%	14.8%	15.4%
% of FP17s for the same patient ID Re-attending between 3 & 9 months - Children	207	368	56.3%	60.9%	60.9%	59.8%
% of FP17s for the same patient ID Re-attending between 3 & 9 months - Adults	254	377	67.4%	50.7%	53.2%	52.1%
% of FP17s for Band 1 Urgent Courses	19	364	5.2%	9.1%	8.3%	9.2%
% of FP17s Relating to Free Repair or Replacements	1	364	0.3%	0.7%	0.7%	0.7%
% of FP17s Relating to Continuations	0	364	0.0%	0.8%	0.8%	0.8%
% of Patients satisfied with the dentistry they have received	3	3	N/A	93.0%	93.2%	93.4%
% of Patients satisfied with the time they had to wait for an appointment	3	3	N/A	87.2%	88.5%	87.6%

* This is based on patients treated on this contract for their most recent course of treatment. Figures in italics indicate the base number of FP17s or Patient Questionnaire responses are less than 100. N/A is shown where the base number of responses is less than 10 during the period. % is calculated as Quantity/Base number*100

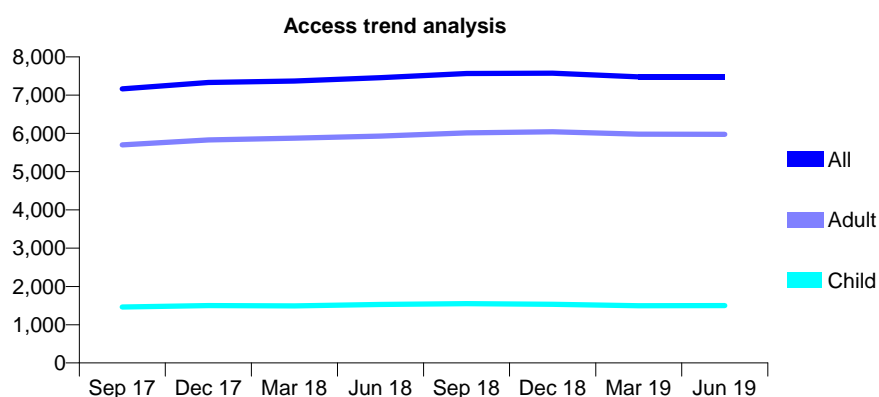
Q56 - Vital Signs At a Glance Contract Report for 104418/0001 - June 2019

Name or company name	Parish Vaid & Snehal Radia & Sanjay Shah
Contract type name	GDS Contract
Purpose of contract	General
Contract start date	08/05/2014
Contract end date	

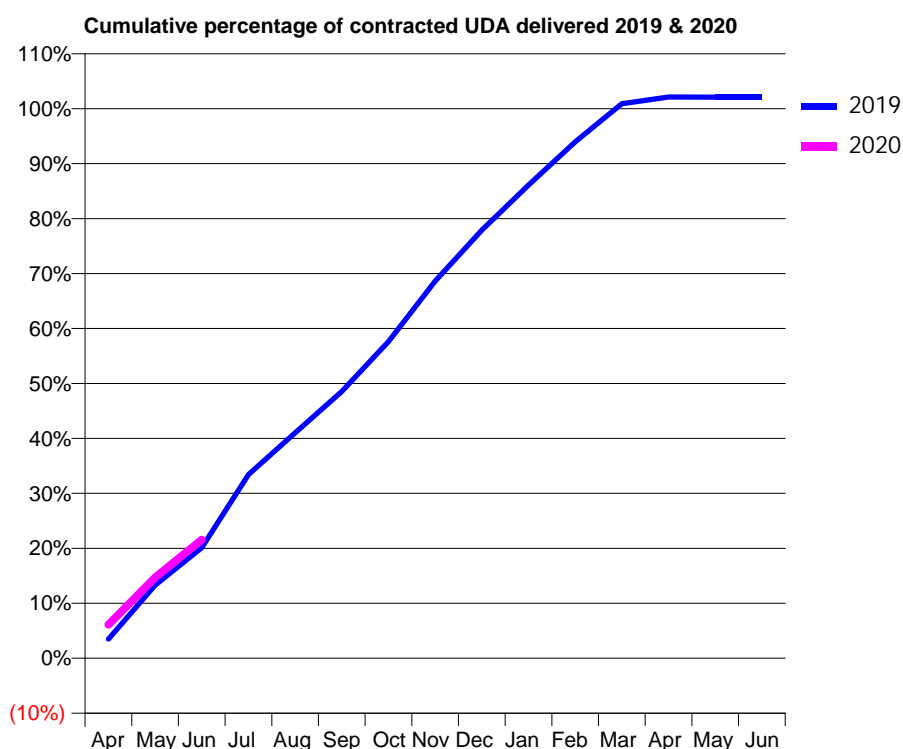
19/20 Contracted general activity (UDA)	21,611
Carry forward general activity (UDA)	0
19/20 Contracted orthodontic activity (UOA)	0
Carry forward orthodontic activity (UOA)	0
Baseline contract value	£500,735.64

ACCESS*

Patients seen in 24 months	Total	Change since previous quarter
Quarter ending June 2018	7,459	
Quarter ending September 2018	7,565	→
Quarter ending December 2018	7,574	→
Quarter ending March 2019	7,475	↓
Quarter ending June 2019	7,474	→
Variance since June 2018	0.2%	→



ACTIVITY



Month	2019	2020
April	753	1,321
May	2,875	3,173
June	4,344	4,661
July	7,224	
August	8,866	
September	10,492	
October	12,451	
November	14,828	
December	16,831	
January	18,611	
February	20,305	
March	21,801	
April	22,063	
May	22,061	
June	22,061	

QUALITY

	Quantity	Base Number	Contract	AT	Region	England
% of FP17s for the same patient ID Re-attending within 3 months - Children	41	547	7.5%	10.1%	11.2%	11.4%
% of FP17s for the same patient ID Re-attending within 3 months - Adults	189	2,098	9.0%	13.6%	14.8%	15.4%
% of FP17s for the same patient ID Re-attending between 3 & 9 months - Children	370	547	67.6%	60.9%	60.9%	59.8%
% of FP17s for the same patient ID Re-attending between 3 & 9 months - Adults	1,404	2,098	66.9%	50.7%	53.2%	52.1%
% of FP17s for Band 1 Urgent Courses	132	2,530	5.2%	9.1%	8.3%	9.2%
% of FP17s Relating to Free Repair or Replacements	15	2,530	0.6%	0.7%	0.7%	0.7%
% of FP17s Relating to Continuations	13	2,530	0.5%	0.8%	0.8%	0.8%
% of Patients satisfied with the dentistry they have received	1	1	N/A	93.0%	93.2%	93.4%
% of Patients satisfied with the time they had to wait for an appointment	1	1	N/A	87.2%	88.5%	87.6%

* This is based on patients treated on this contract for their most recent course of treatment.

Figures in italics indicate the base number of FP17s or Patient Questionnaire responses are less than 100. N/A is shown where the base number of responses is less than 10 during the period. % is calculated as Quantity/Base number*100

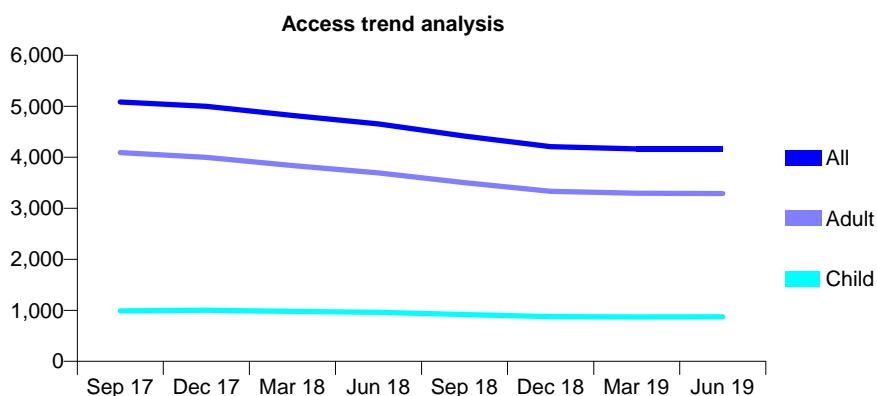
Q56 - Vital Signs At a Glance Contract Report for 104418/0002 - June 2019

Name or company name	Parish Vaid & Snehal Radia & Sanjay Shah
Contract type name	GDS Contract
Purpose of contract	General
Contract start date	13/05/2014
Contract end date	

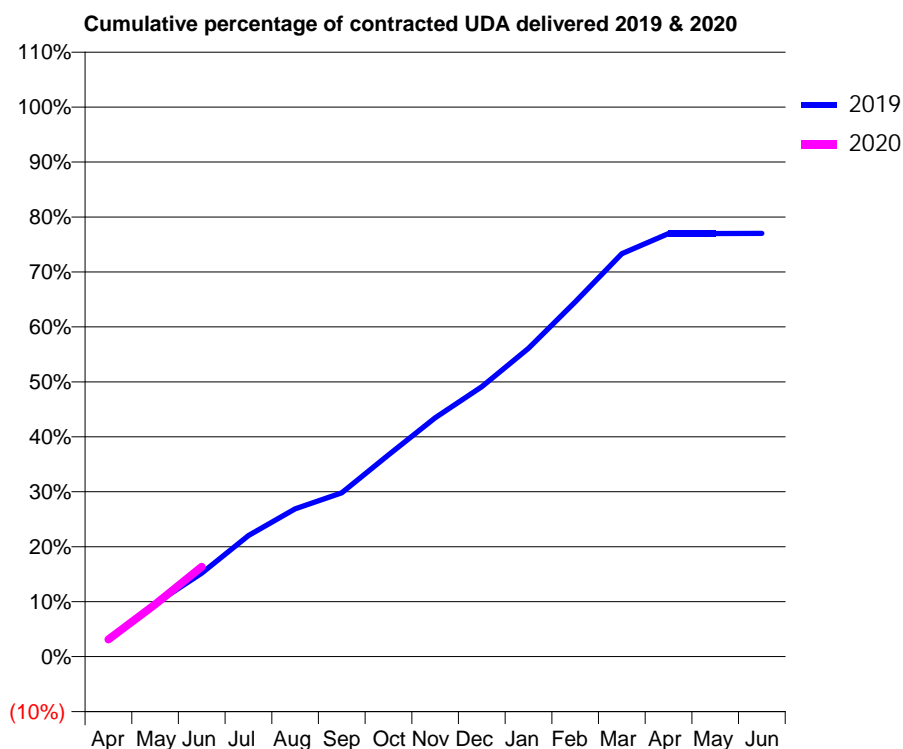
19/20 Contracted general activity (UDA)	16,174
Carry forward general activity (UDA)	0
19/20 Contracted orthodontic activity (UOA)	0
Carry forward orthodontic activity (UOA)	0
Baseline contract value	£455,178.72

ACCESS*

Patients seen in 24 months	Total	Change since previous quarter
Quarter ending June 2018	4,655	
Quarter ending September 2018	4,418	↓
Quarter ending December 2018	4,209	↓
Quarter ending March 2019	4,167	→
Quarter ending June 2019	4,165	→
Variance since June 2018	(10.5%)	↓



ACTIVITY



Month	Adjusted Scheduled Activity (UDA)	
	2019	2020
April	519	507
May	1,556	1,537
June	2,458	2,649
July	3,563	
August	4,350	
September	4,823	
October	5,935	
November	7,031	
December	7,942	
January	9,076	
February	10,439	
March	11,859	
April	12,453	
May	12,453	
June	12,454	

QUALITY

	Quantity	Base Number	Contract	AT	Region	England
% of FP17s for the same patient ID Re-attending within 3 months - Children	10	286	3.5%	10.1%	11.2%	11.4%
% of FP17s for the same patient ID Re-attending within 3 months - Adults	133	1,232	10.8%	13.6%	14.8%	15.4%
% of FP17s for the same patient ID Re-attending between 3 & 9 months - Children	162	286	56.6%	60.9%	60.9%	59.8%
% of FP17s for the same patient ID Re-attending between 3 & 9 months - Adults	698	1,232	56.7%	50.7%	53.2%	52.1%
% of FP17s for Band 1 Urgent Courses	96	1,310	7.3%	9.1%	8.3%	9.2%
% of FP17s Relating to Free Repair or Replacements	6	1,310	0.5%	0.7%	0.7%	0.7%
% of FP17s Relating to Continuations	1	1,310	0.1%	0.8%	0.8%	0.8%
% of Patients satisfied with the dentistry they have received	2	2	N/A	93.0%	93.2%	93.4%
% of Patients satisfied with the time they had to wait for an appointment	1	2	N/A	87.2%	88.5%	87.6%

* This is based on patients treated on this contract for their most recent course of treatment. Figures in italics indicate the base number of FP17s or Patient Questionnaire responses are less than 100. N/A is shown where the base number of responses is less than 10 during the period. % is calculated as Quantity/Base number*100

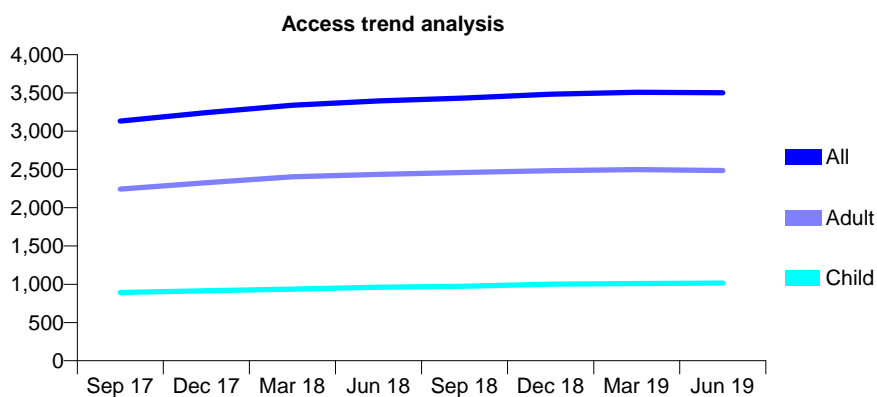
Q56 - Vital Signs At a Glance Contract Report for 105171/0001 - June 2019

Name or company name	Gentle Dental Practices Ltd
Contract type name	GDS Contract
Purpose of contract	General and Orthodontic
Contract start date	01/06/2010
Contract end date	

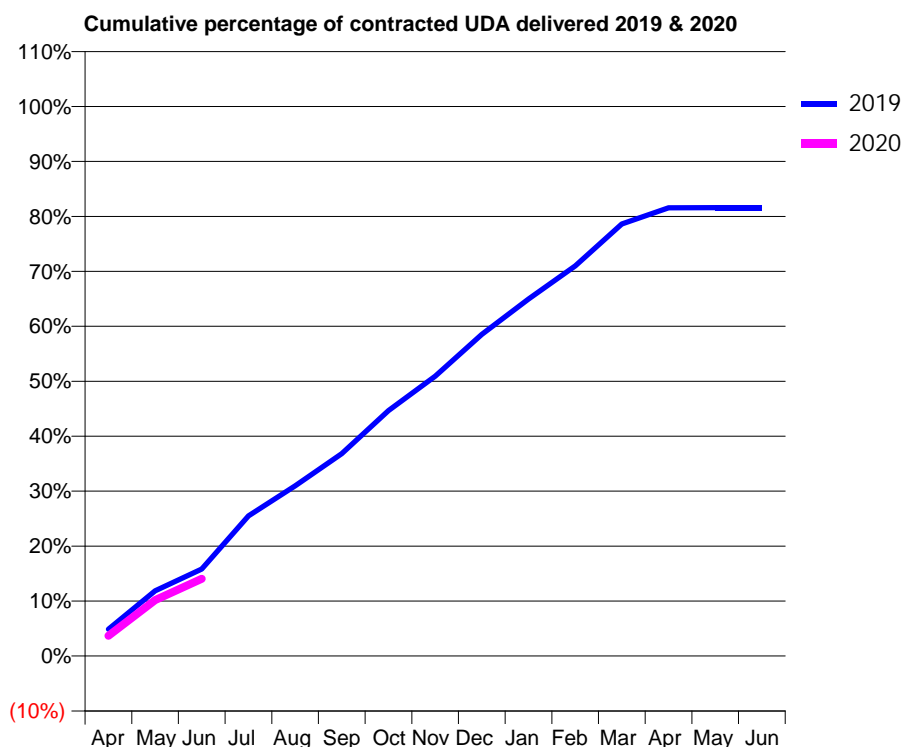
19/20 Contracted general activity (UDA)	13,759
Carry forward general activity (UDA)	0
19/20 Contracted orthodontic activity (UOA)	1,260
Carry forward orthodontic activity (UOA)	0
Baseline contract value	£419,409.42

ACCESS*

Patients seen in 24 months	Total	Change since previous quarter
Quarter ending June 2018	3,396	
Quarter ending September 2018	3,433	→
Quarter ending December 2018	3,484	→
Quarter ending March 2019	3,509	→
Quarter ending June 2019	3,503	→
Variance since June 2018	3.2%	↑



ACTIVITY



Month	Adjusted Scheduled Activity (UDA)	
	2019	2020
April	720	509
May	1,750	1,401
June	2,333	1,935
July	3,757	
August	4,566	
September	5,425	
October	6,580	
November	7,504	
December	8,623	
January	9,570	
February	10,460	
March	11,583	
April	12,015	
May	12,021	
June	12,020	

QUALITY

	Quantity	Base Number	Contract	AT	Region	England
% of FP17s for the same patient ID Re-attending within 3 months - Children	36	400	9.0%	10.1%	11.2%	11.4%
% of FP17s for the same patient ID Re-attending within 3 months - Adults	111	755	14.7%	13.6%	14.8%	15.4%
% of FP17s for the same patient ID Re-attending between 3 & 9 months - Children	262	400	65.5%	60.9%	60.9%	59.8%
% of FP17s for the same patient ID Re-attending between 3 & 9 months - Adults	352	755	46.6%	50.7%	53.2%	52.1%
% of FP17s for Band 1 Urgent Courses	55	935	5.9%	9.1%	8.3%	9.2%
% of FP17s Relating to Free Repair or Replacements	7	935	0.7%	0.7%	0.7%	0.7%
% of FP17s Relating to Continuations	2	935	0.2%	0.8%	0.8%	0.8%
% of Patients satisfied with the dentistry they have received	4	4	N/A	93.0%	93.2%	93.4%
% of Patients satisfied with the time they had to wait for an appointment	4	4	N/A	87.2%	88.5%	87.6%

* This is based on patients treated on this contract for their most recent course of treatment. Figures in italics indicate the base number of FP17s or Patient Questionnaire responses are less than 100. N/A is shown where the base number of responses is less than 10 during the period. % is calculated as Quantity/Base number*100

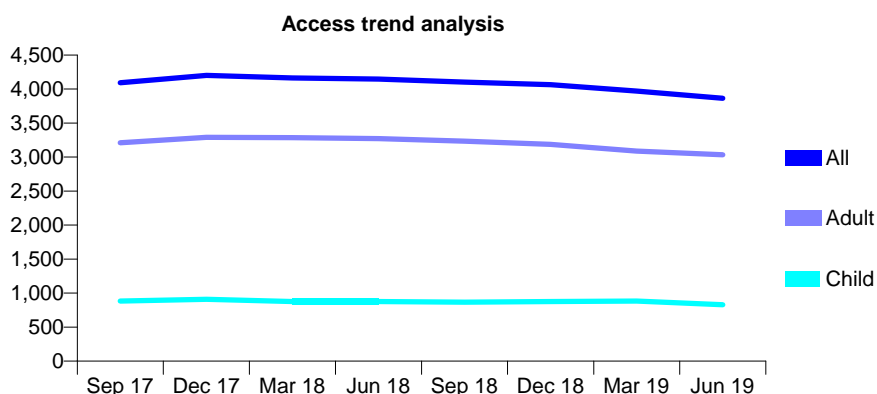
Q56 - Vital Signs At a Glance Contract Report for 105996/0001 - June 2019

Name or company name	Dr A Monzavi Tabrizi Dental Practice Limite
Contract type name	GDS Contract
Purpose of contract	General
Contract start date	01/07/2014
Contract end date	

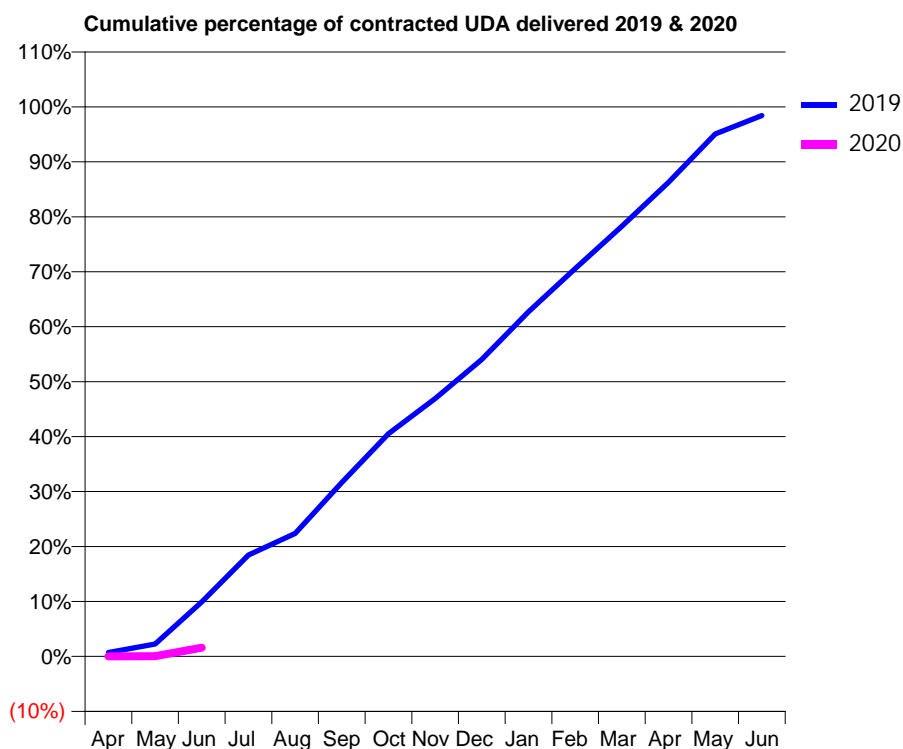
19/20 Contracted general activity (UDA)	12,090
Carry forward general activity (UDA)	0
19/20 Contracted orthodontic activity (UOA)	0
Carry forward orthodontic activity (UOA)	0
Baseline contract value	£302,908.22

ACCESS*

Patients seen in 24 months	Total	Change since previous quarter
Quarter ending June 2018	4,148	
Quarter ending September 2018	4,102	↓
Quarter ending December 2018	4,064	→
Quarter ending March 2019	3,972	↓
Quarter ending June 2019	3,865	↓
Variance since June 2018	(6.8%)	↓



ACTIVITY



Month	Adjusted Scheduled Activity (UDA)	
	2019	2020
April	88	0
May	274	3
June	1,198	193
July	2,232	
August	2,706	
September	3,824	
October	4,899	
November	5,673	
December	6,532	
January	7,583	
February	8,533	
March	9,463	
April	10,432	
May	11,493	
June	11,898	

QUALITY

	Quantity	Base Number	Contract	AT	Region	England
% of FP17s for the same patient ID Re-attending within 3 months - Children	24	208	11.5%	10.1%	11.2%	11.4%
% of FP17s for the same patient ID Re-attending within 3 months - Adults	145	959	15.1%	13.6%	14.8%	15.4%
% of FP17s for the same patient ID Re-attending between 3 & 9 months - Children	103	208	49.5%	60.9%	60.9%	59.8%
% of FP17s for the same patient ID Re-attending between 3 & 9 months - Adults	513	959	53.5%	50.7%	53.2%	52.1%
% of FP17s for Band 1 Urgent Courses	47	112	42.0%	9.1%	8.3%	9.2%
% of FP17s Relating to Free Repair or Replacements	1	112	0.9%	0.7%	0.7%	0.7%
% of FP17s Relating to Continuations	0	112	0.0%	0.8%	0.8%	0.8%
% of Patients satisfied with the dentistry they have received	8	8	N/A	93.0%	93.2%	93.4%
% of Patients satisfied with the time they had to wait for an appointment	8	8	N/A	87.2%	88.5%	87.6%

* This is based on patients treated on this contract for their most recent course of treatment. Figures in italics indicate the base number of FP17s or Patient Questionnaire responses are less than 100. N/A is shown where the base number of responses is less than 10 during the period. % is calculated as Quantity/Base number*100

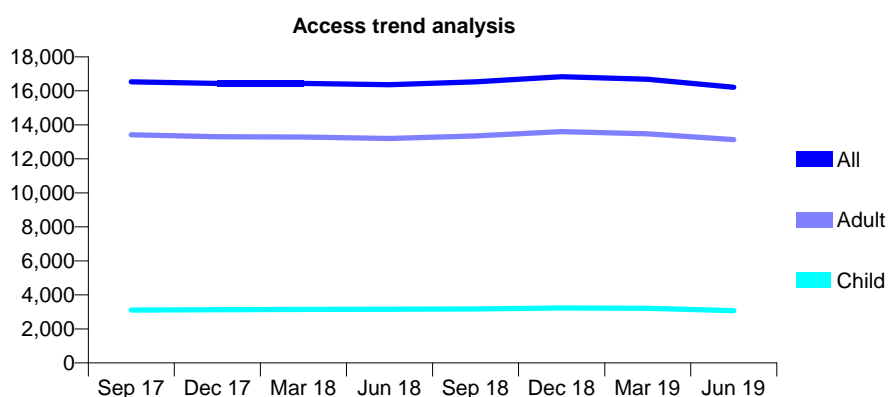
Q56 - Vital Signs At a Glance Contract Report for 106275/0001 - June 2019

Name or company name	Dr P Vaid, S Radia and S Shah
Contract type name	GDS Contract
Purpose of contract	General
Contract start date	01/04/2014
Contract end date	

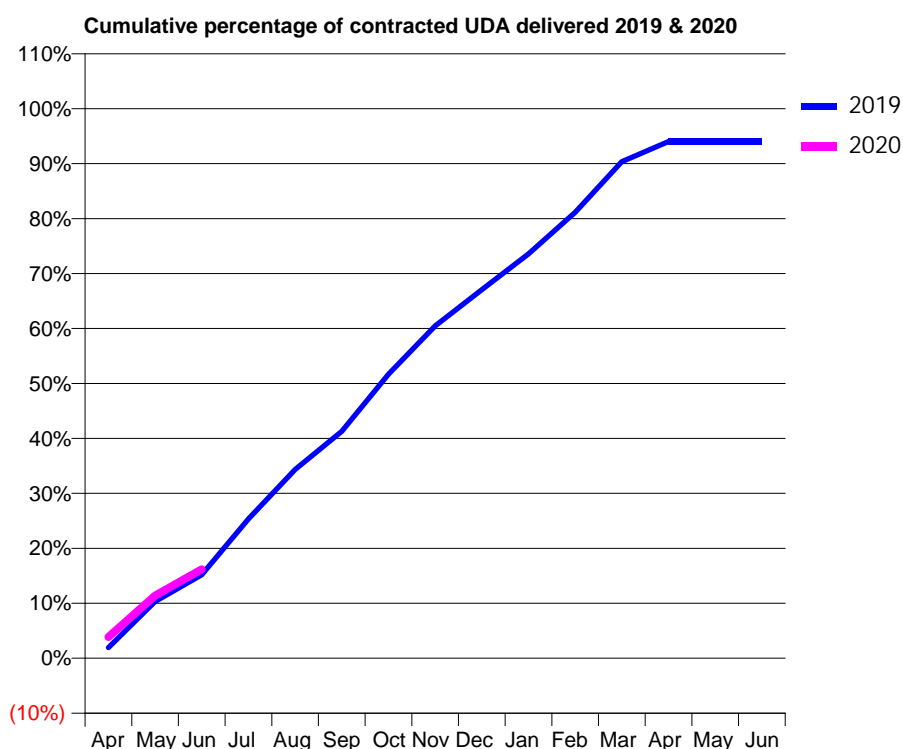
19/20 Contracted general activity (UDA)	47,200
Carry forward general activity (UDA)	0
19/20 Contracted orthodontic activity (UOA)	0
Carry forward orthodontic activity (UOA)	0
Baseline contract value	£1,037,537.90

ACCESS*

Patients seen in 24 months	Total	Change since previous quarter
Quarter ending June 2018	16,362	
Quarter ending September 2018	16,528	→
Quarter ending December 2018	16,837	→
Quarter ending March 2019	16,680	→
Quarter ending June 2019	16,206	↓
Variance since June 2018	(1.0%)	→



ACTIVITY



Month	2019	2020
April	907	1,824
May	4,876	5,389
June	7,163	7,629
July	11,963	
August	16,212	
September	19,489	
October	24,389	
November	28,536	
December	31,650	
January	34,735	
February	38,300	
March	42,654	
April	44,383	
May	44,374	
June	44,379	

QUALITY

	Quantity	Base Number	Contract	AT	Region	England
% of FP17s for the same patient ID Re-attending within 3 months - Children	97	963	10.1%	10.1%	11.2%	11.4%
% of FP17s for the same patient ID Re-attending within 3 months - Adults	651	4,430	14.7%	13.6%	14.8%	15.4%
% of FP17s for the same patient ID Re-attending between 3 & 9 months - Children	597	963	62.0%	60.9%	60.9%	59.8%
% of FP17s for the same patient ID Re-attending between 3 & 9 months - Adults	2,863	4,430	64.6%	50.7%	53.2%	52.1%
% of FP17s for Band 1 Urgent Courses	469	4,350	10.8%	9.1%	8.3%	9.2%
% of FP17s Relating to Free Repair or Replacements	40	4,350	0.9%	0.7%	0.7%	0.7%
% of FP17s Relating to Continuations	23	4,350	0.5%	0.8%	0.8%	0.8%
% of Patients satisfied with the dentistry they have received	10	11	90.9%	93.0%	93.2%	93.4%
% of Patients satisfied with the time they had to wait for an appointment	11	11	100.0%	87.2%	88.5%	87.6%

* This is based on patients treated on this contract for their most recent course of treatment. Figures in italics indicate the base number of FP17s or Patient Questionnaire responses are less than 100. N/A is shown where the base number of responses is less than 10 during the period. % is calculated as Quantity/Base number*100

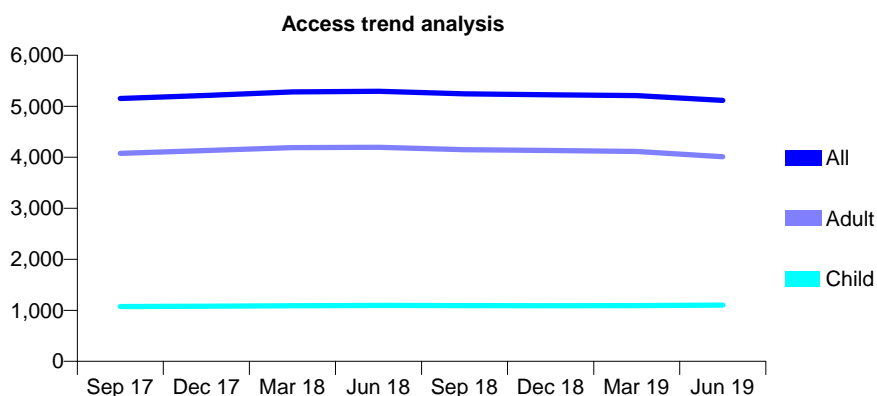
Q56 - Vital Signs At a Glance Contract Report for 106941/0001 - June 2019

Name or company name	Perfect Smile Clinic Limited
Contract type name	GDS Contract
Purpose of contract	General
Contract start date	01/03/2014
Contract end date	

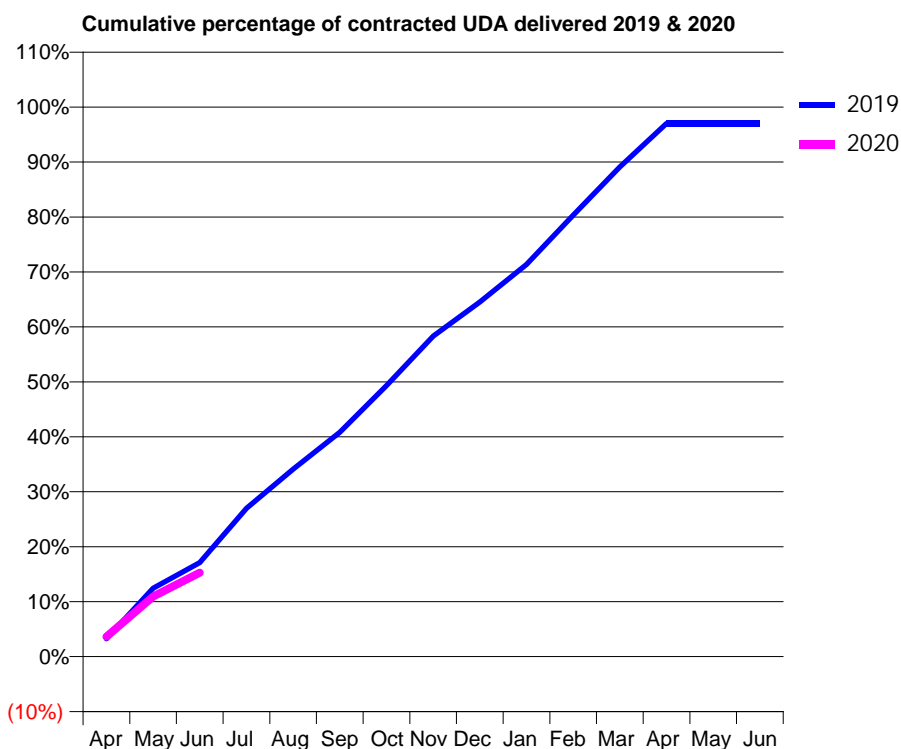
19/20 Contracted general activity (UDA)	17,380
Carry forward general activity (UDA)	0
19/20 Contracted orthodontic activity (UOA)	0
Carry forward orthodontic activity (UOA)	0
Baseline contract value	£414,753.24

ACCESS*

Patients seen in 24 months	Total	Change since previous quarter
Quarter ending June 2018	5,293	
Quarter ending September 2018	5,242	→
Quarter ending December 2018	5,226	→
Quarter ending March 2019	5,208	→
Quarter ending June 2019	5,115	↓
Variance since June 2018	(3.4%)	↓



ACTIVITY



Month	Adjusted Scheduled Activity (UDA)	
	2019	2020
April	564	631
May	2,166	1,901
June	2,976	2,653
July	4,686	
August	5,932	
September	7,092	
October	8,574	
November	10,137	
December	11,212	
January	12,401	
February	13,963	
March	15,484	
April	16,860	
May	16,859	
June	16,859	

QUALITY

	Quantity	Base Number	Contract	AT	Region	England
% of FP17s for the same patient ID Re-attending within 3 months - Children	29	440	6.6%	10.1%	11.2%	11.4%
% of FP17s for the same patient ID Re-attending within 3 months - Adults	172	1,523	11.3%	13.6%	14.8%	15.4%
% of FP17s for the same patient ID Re-attending between 3 & 9 months - Children	271	440	61.6%	60.9%	60.9%	59.8%
% of FP17s for the same patient ID Re-attending between 3 & 9 months - Adults	976	1,523	64.1%	50.7%	53.2%	52.1%
% of FP17s for Band 1 Urgent Courses	110	1,473	7.5%	9.1%	8.3%	9.2%
% of FP17s Relating to Free Repair or Replacements	8	1,473	0.5%	0.7%	0.7%	0.7%
% of FP17s Relating to Continuations	4	1,473	0.3%	0.8%	0.8%	0.8%
% of Patients satisfied with the dentistry they have received	2	3	N/A	93.0%	93.2%	93.4%
% of Patients satisfied with the time they had to wait for an appointment	3	3	N/A	87.2%	88.5%	87.6%

* This is based on patients treated on this contract for their most recent course of treatment. Figures in italics indicate the base number of FP17s or Patient Questionnaire responses are less than 100. N/A is shown where the base number of responses is less than 10 during the period. % is calculated as Quantity/Base number*100

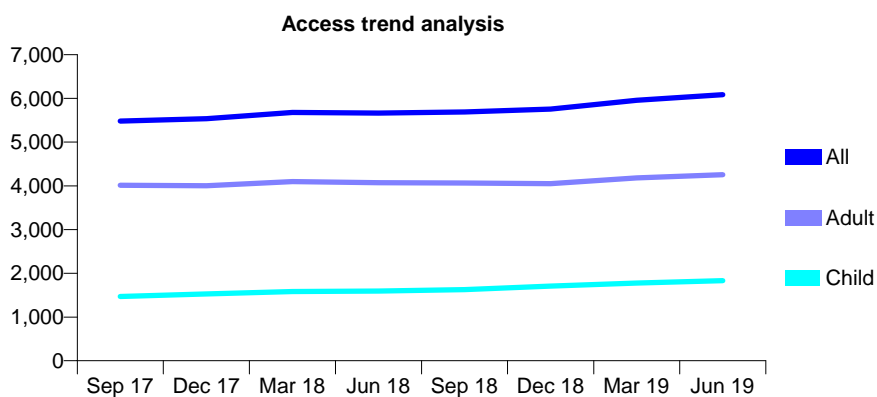
Q56 - Vital Signs At a Glance Contract Report for 109142/0001 - June 2019

Name or company name	Littleport Dental Practice
Contract type name	GDS Contract
Purpose of contract	General
Contract start date	02/07/2012
Contract end date	

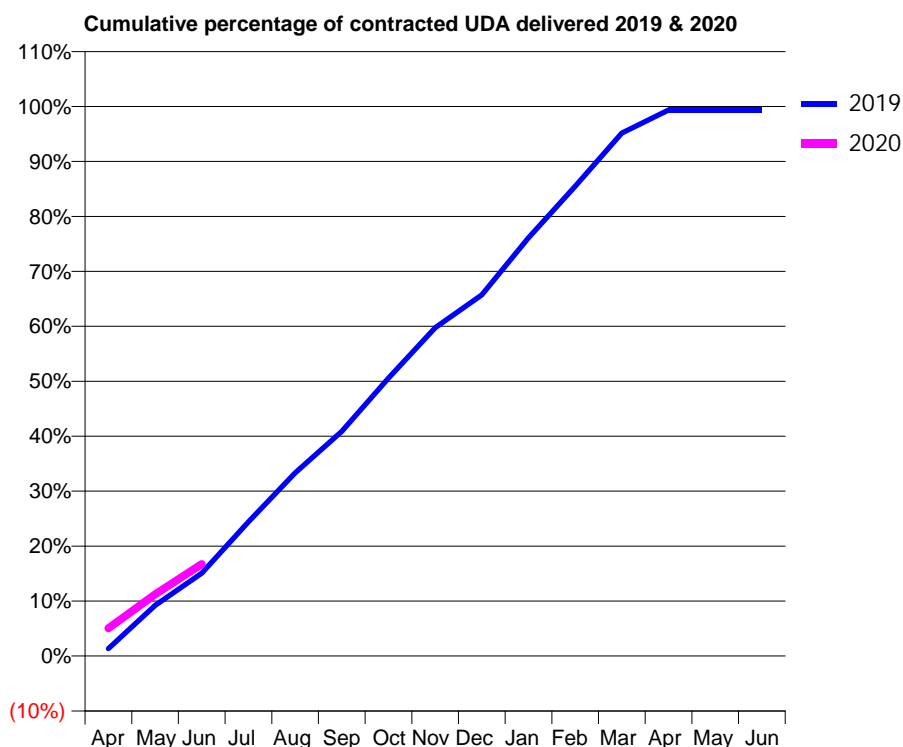
19/20 Contracted general activity (UDA)	14,288
Carry forward general activity (UDA)	0
19/20 Contracted orthodontic activity (UOA)	0
Carry forward orthodontic activity (UOA)	0
Baseline contract value	£370,293.37

ACCESS*

Patients seen in 24 months	Total	Change since previous quarter
Quarter ending June 2018	5,666	
Quarter ending September 2018	5,690	→
Quarter ending December 2018	5,754	→
Quarter ending March 2019	5,957	↑
Quarter ending June 2019	6,086	↑
Variance since June 2018	7.4%	↑



ACTIVITY



Month	Adjusted Scheduled Activity (UDA)	
	2019	2020
April	196	724
May	1,319	1,603
June	2,154	2,391
July	3,491	
August	4,763	
September	5,840	
October	7,223	
November	8,538	
December	9,390	
January	10,876	
February	12,212	
March	13,597	
April	14,193	
May	14,198	
June	14,198	

QUALITY

	Quantity	Base Number	Contract	AT	Region	England
% of FP17s for the same patient ID Re-attending within 3 months - Children	69	675	10.2%	10.1%	11.2%	11.4%
% of FP17s for the same patient ID Re-attending within 3 months - Adults	208	1,503	13.8%	13.6%	14.8%	15.4%
% of FP17s for the same patient ID Re-attending between 3 & 9 months - Children	431	675	63.9%	60.9%	60.9%	59.8%
% of FP17s for the same patient ID Re-attending between 3 & 9 months - Adults	823	1,503	54.8%	50.7%	53.2%	52.1%
% of FP17s for Band 1 Urgent Courses	137	1,641	8.3%	9.1%	8.3%	9.2%
% of FP17s Relating to Free Repair or Replacements	3	1,641	0.2%	0.7%	0.7%	0.7%
% of FP17s Relating to Continuations	6	1,641	0.4%	0.8%	0.8%	0.8%
% of Patients satisfied with the dentistry they have received	2	2	N/A	93.0%	93.2%	93.4%
% of Patients satisfied with the time they had to wait for an appointment	2	2	N/A	87.2%	88.5%	87.6%

* This is based on patients treated on this contract for their most recent course of treatment. Figures in italics indicate the base number of FP17s or Patient Questionnaire responses are less than 100. N/A is shown where the base number of responses is less than 10 during the period. % is calculated as Quantity/Base number*100

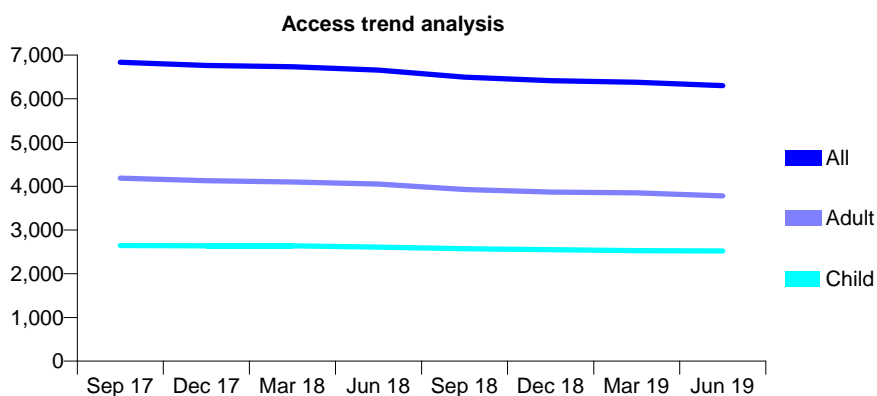
Q56 - Vital Signs At a Glance Contract Report for 109487/0001 - June 2019

Name or company name	Cambourne Dental Practice
Contract type name	GDS Contract
Purpose of contract	General
Contract start date	08/04/2011
Contract end date	

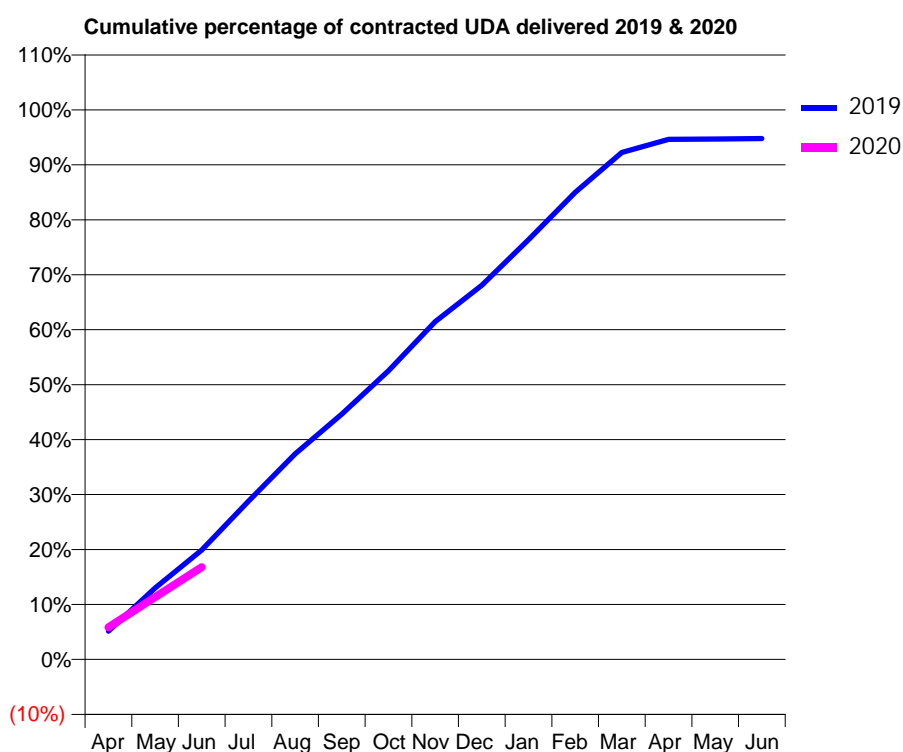
19/20 Contracted general activity (UDA)	17,913
Carry forward general activity (UDA)	0
19/20 Contracted orthodontic activity (UOA)	0
Carry forward orthodontic activity (UOA)	0
Baseline contract value	£542,951.78

ACCESS*

Patients seen in 24 months	Total	Change since previous quarter
Quarter ending June 2018	6,656	
Quarter ending September 2018	6,494	↓
Quarter ending December 2018	6,414	↓
Quarter ending March 2019	6,375	→
Quarter ending June 2019	6,301	↓
Variance since June 2018	(5.3%)	↓



ACTIVITY



Month	2019	2020
April	922	1,044
May	2,328	2,034
June	3,568	3,009
July	5,158	
August	6,701	
September	7,995	
October	9,411	
November	11,010	
December	12,196	
January	13,681	
February	15,224	
March	16,524	
April	16,952	
May	16,960	
June	16,975	

QUALITY

	Quantity	Base Number	Contract	AT	Region	England
% of FP17s for the same patient ID Re-attending within 3 months - Children	42	906	4.6%	10.1%	11.2%	11.4%
% of FP17s for the same patient ID Re-attending within 3 months - Adults	110	1,241	8.9%	13.6%	14.8%	15.4%
% of FP17s for the same patient ID Re-attending between 3 & 9 months - Children	680	906	75.1%	60.9%	60.9%	59.8%
% of FP17s for the same patient ID Re-attending between 3 & 9 months - Adults	908	1,241	73.2%	50.7%	53.2%	52.1%
% of FP17s for Band 1 Urgent Courses	114	1,872	6.1%	9.1%	8.3%	9.2%
% of FP17s Relating to Free Repair or Replacements	5	1,872	0.3%	0.7%	0.7%	0.7%
% of FP17s Relating to Continuations	14	1,872	0.7%	0.8%	0.8%	0.8%
% of Patients satisfied with the dentistry they have received	4	4	N/A	93.0%	93.2%	93.4%
% of Patients satisfied with the time they had to wait for an appointment	3	4	N/A	87.2%	88.5%	87.6%

* This is based on patients treated on this contract for their most recent course of treatment. Figures in italics indicate the base number of FP17s or Patient Questionnaire responses are less than 100. N/A is shown where the base number of responses is less than 10 during the period. % is calculated as Quantity/Base number*100

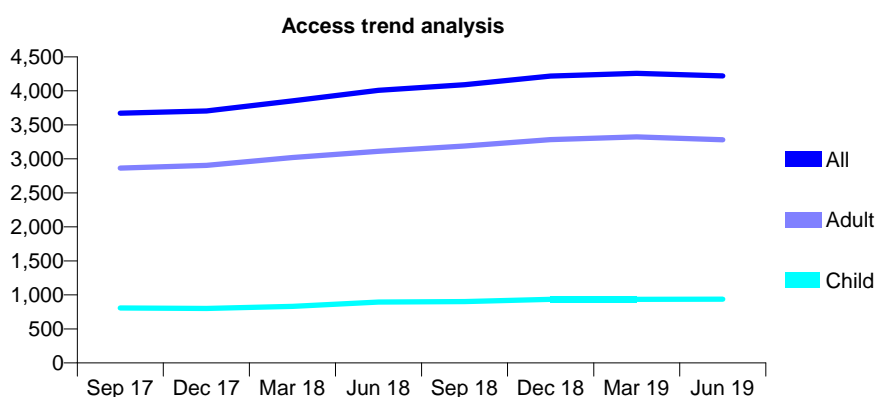
Q56 - Vital Signs At a Glance Contract Report for 110655/0001 - June 2019

Name or company name	The Toothplace Dental Surgery
Contract type name	GDS Contract
Purpose of contract	General
Contract start date	01/09/2010
Contract end date	

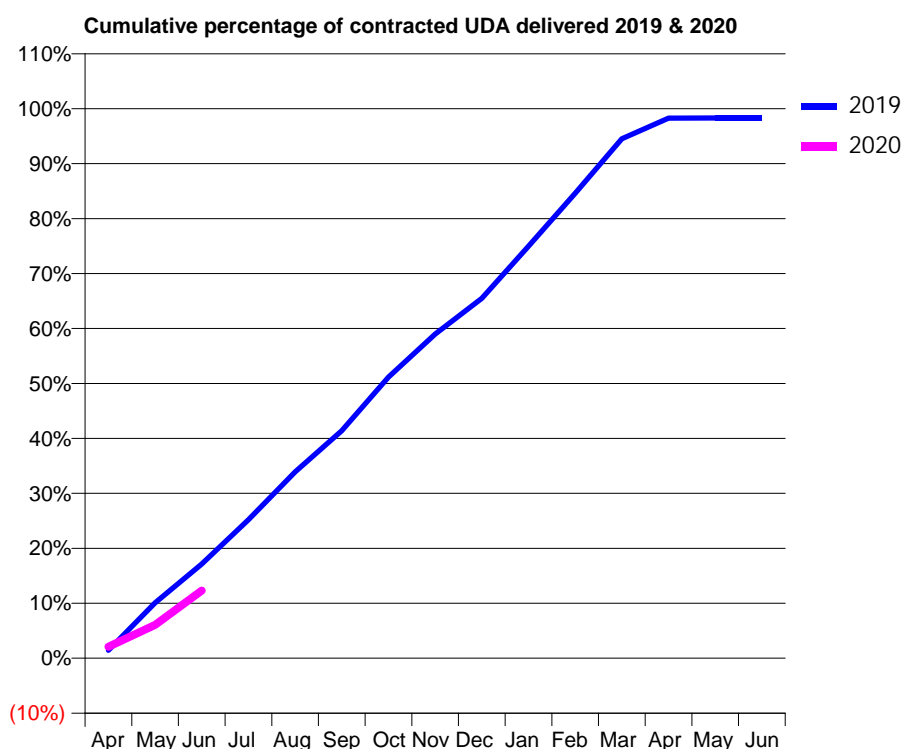
19/20 Contracted general activity (UDA)	13,533
Carry forward general activity (UDA)	0
19/20 Contracted orthodontic activity (UOA)	0
Carry forward orthodontic activity (UOA)	0
Baseline contract value	£350,126.66

ACCESS*

Patients seen in 24 months	Total	Change since previous quarter
Quarter ending June 2018	4,008	
Quarter ending September 2018	4,092	↑
Quarter ending December 2018	4,219	↑
Quarter ending March 2019	4,257	→
Quarter ending June 2019	4,221	→
Variance since June 2018	5.3%	↑



ACTIVITY



Month	2019	2020
April	197	280
May	1,363	824
June	2,321	1,666
July	3,409	
August	4,591	
September	5,600	
October	6,925	
November	7,981	
December	8,863	
January	10,146	
February	11,451	
March	12,791	
April	13,299	
May	13,300	
June	13,303	

QUALITY

	Quantity	Base Number	Contract	AT	Region	England
% of FP17s for the same patient ID Re-attending within 3 months - Children	13	246	5.3%	10.1%	11.2%	11.4%
% of FP17s for the same patient ID Re-attending within 3 months - Adults	81	770	10.5%	13.6%	14.8%	15.4%
% of FP17s for the same patient ID Re-attending between 3 & 9 months - Children	151	246	61.4%	60.9%	60.9%	59.8%
% of FP17s for the same patient ID Re-attending between 3 & 9 months - Adults	498	770	64.7%	50.7%	53.2%	52.1%
% of FP17s for Band 1 Urgent Courses	29	848	3.4%	9.1%	8.3%	9.2%
% of FP17s Relating to Free Repair or Replacements	2	848	0.2%	0.7%	0.7%	0.7%
% of FP17s Relating to Continuations	2	848	0.2%	0.8%	0.8%	0.8%
% of Patients satisfied with the dentistry they have received	0	0	N/A	93.0%	93.2%	93.4%
% of Patients satisfied with the time they had to wait for an appointment	0	0	N/A	87.2%	88.5%	87.6%

* This is based on patients treated on this contract for their most recent course of treatment.

Figures in italics indicate the base number of FP17s or Patient Questionnaire responses are less than 100. N/A is shown where the base number of responses is less than 10 during the period. % is calculated as Quantity/Base number*100

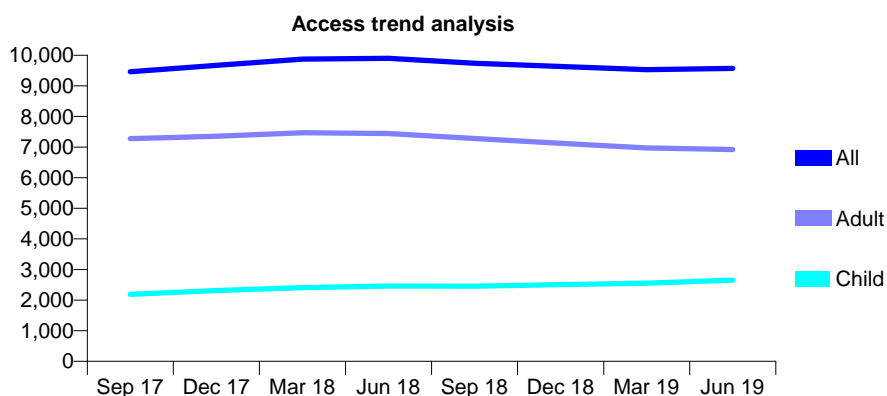
Q56 - Vital Signs At a Glance Contract Report for 110817/0001 - June 2019

Name or company name	1A Group Dental Practice Partnership
Contract type name	GDS Contract
Purpose of contract	General
Contract start date	01/04/2009
Contract end date	

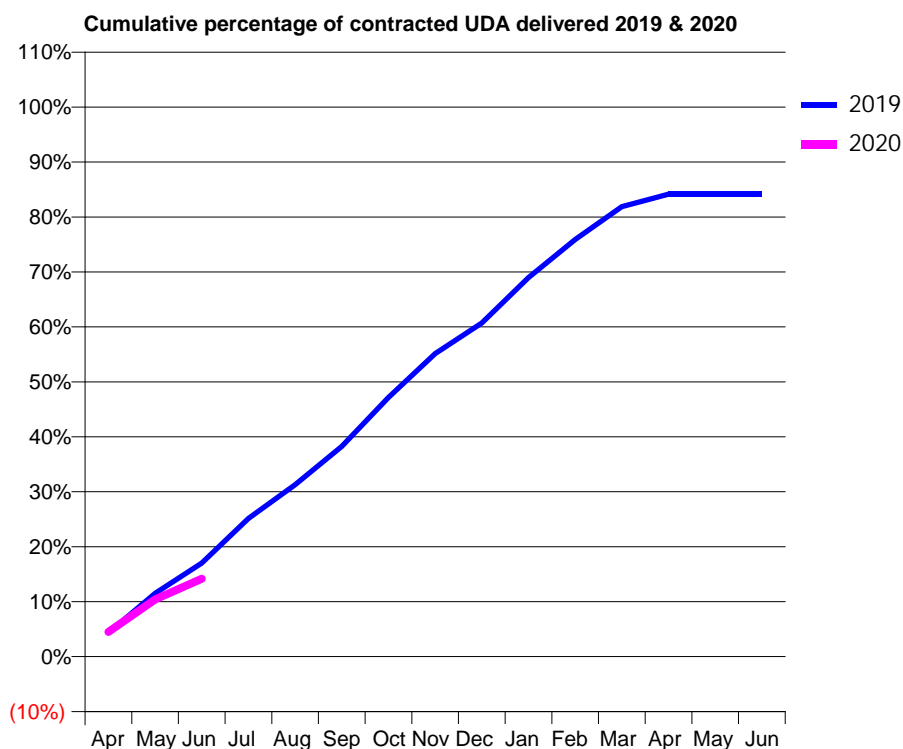
19/20 Contracted general activity (UDA)	27,000
Carry forward general activity (UDA)	0
19/20 Contracted orthodontic activity (UOA)	0
Carry forward orthodontic activity (UOA)	0
Baseline contract value	£646,081.15

ACCESS*

Patients seen in 24 months	Total	Change since previous quarter
Quarter ending June 2018	9,903	
Quarter ending September 2018	9,736	↓
Quarter ending December 2018	9,632	↓
Quarter ending March 2019	9,533	↓
Quarter ending June 2019	9,571	→
Variance since June 2018	(3.4%)	↓



ACTIVITY



Month	Adjusted Scheduled Activity (UDA)	
	2019	2020
April	1,176	1,216
May	3,109	2,813
June	4,594	3,821
July	6,793	
August	8,446	
September	10,331	
October	12,736	
November	14,890	
December	16,388	
January	18,624	
February	20,488	
March	22,109	
April	22,722	
May	22,722	
June	22,719	

QUALITY

	Quantity	Base Number	Contract	AT	Region	England
% of FP17s for the same patient ID Re-attending within 3 months - Children	41	885	4.6%	10.1%	11.2%	11.4%
% of FP17s for the same patient ID Re-attending within 3 months - Adults	206	1,940	10.6%	13.6%	14.8%	15.4%
% of FP17s for the same patient ID Re-attending between 3 & 9 months - Children	605	885	68.4%	60.9%	60.9%	59.8%
% of FP17s for the same patient ID Re-attending between 3 & 9 months - Adults	1,140	1,940	58.8%	50.7%	53.2%	52.1%
% of FP17s for Band 1 Urgent Courses	193	2,452	7.9%	9.1%	8.3%	9.2%
% of FP17s Relating to Free Repair or Replacements	17	2,452	0.7%	0.7%	0.7%	0.7%
% of FP17s Relating to Continuations	14	2,452	0.6%	0.8%	0.8%	0.8%
% of Patients satisfied with the dentistry they have received	2	3	N/A	93.0%	93.2%	93.4%
% of Patients satisfied with the time they had to wait for an appointment	2	3	N/A	87.2%	88.5%	87.6%

* This is based on patients treated on this contract for their most recent course of treatment. Figures in italics indicate the base number of FP17s or Patient Questionnaire responses are less than 100. N/A is shown where the base number of responses is less than 10 during the period. % is calculated as Quantity/Base number*100

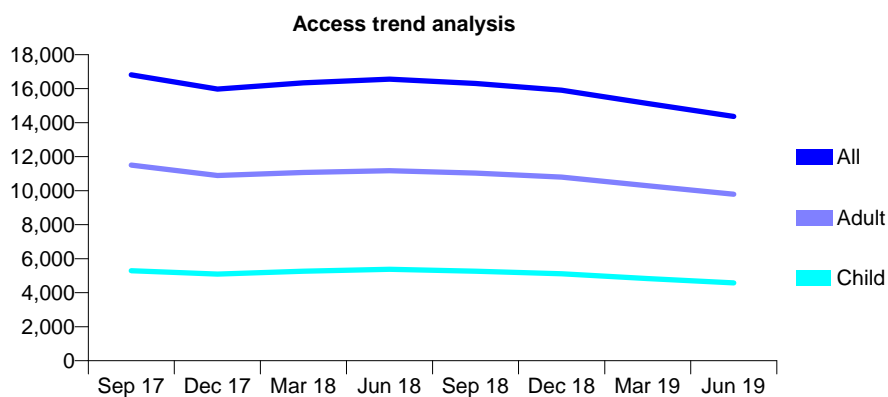
Q56 - Vital Signs At a Glance Contract Report for 110817/0002 - June 2019

Name or company name	1A Group Dental Practice Partnership
Contract type name	GDS Contract
Purpose of contract	General
Contract start date	01/04/2009
Contract end date	

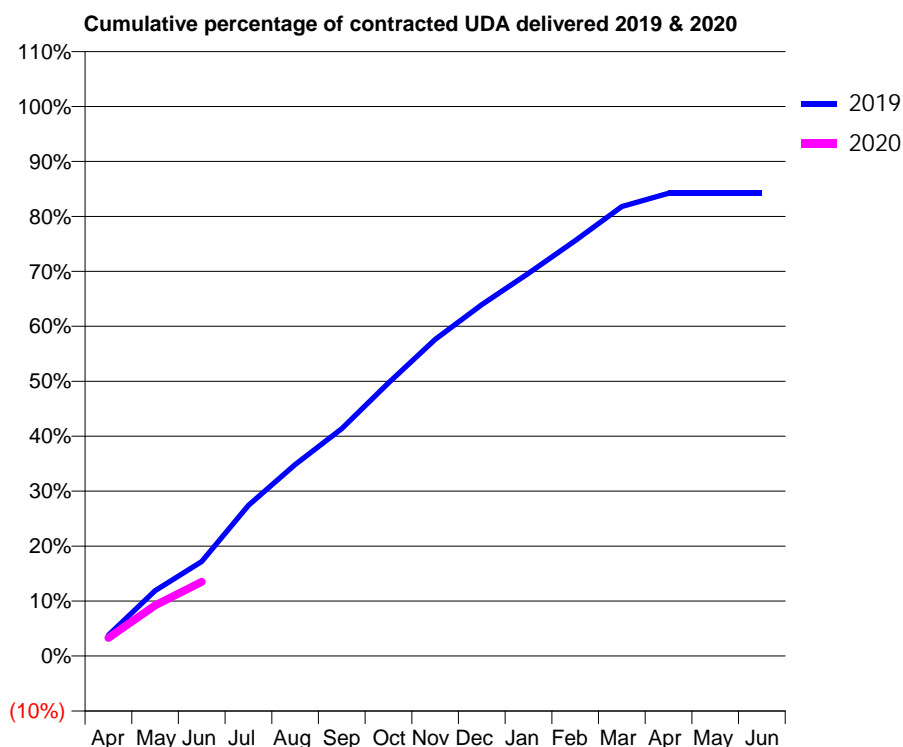
19/20 Contracted general activity (UDA)	50,000
Carry forward general activity (UDA)	0
19/20 Contracted orthodontic activity (UOA)	0
Carry forward orthodontic activity (UOA)	0
Baseline contract value	£1,349,416.20

ACCESS*

Patients seen in 24 months	Total	Change since previous quarter
Quarter ending June 2018	16,559	
Quarter ending September 2018	16,305	↓
Quarter ending December 2018	15,909	↓
Quarter ending March 2019	15,129	↓
Quarter ending June 2019	14,367	↓
Variance since June 2018	(13.2%)	↓



ACTIVITY



Month	Adjusted Scheduled Activity (UDA)	
	2019	2020
April	1,900	1,655
May	5,950	4,612
June	8,599	6,754
July	13,705	
August	17,420	
September	20,676	
October	24,839	
November	28,815	
December	31,964	
January	34,829	
February	37,786	
March	40,895	
April	42,101	
May	42,099	
June	42,103	

QUALITY

	Quantity	Base Number	Contract	AT	Region	England
% of FP17s for the same patient ID Re-attending within 3 months - Children	68	1,309	5.2%	10.1%	11.2%	11.4%
% of FP17s for the same patient ID Re-attending within 3 months - Adults	266	2,401	11.1%	13.6%	14.8%	15.4%
% of FP17s for the same patient ID Re-attending between 3 & 9 months - Children	865	1,309	66.1%	60.9%	60.9%	59.8%
% of FP17s for the same patient ID Re-attending between 3 & 9 months - Adults	1,384	2,401	57.6%	50.7%	53.2%	52.1%
% of FP17s for Band 1 Urgent Courses	222	3,239	6.9%	9.1%	8.3%	9.2%
% of FP17s Relating to Free Repair or Replacements	9	3,239	0.3%	0.7%	0.7%	0.7%
% of FP17s Relating to Continuations	35	3,239	1.1%	0.8%	0.8%	0.8%
% of Patients satisfied with the dentistry they have received	12	13	92.3%	93.0%	93.2%	93.4%
% of Patients satisfied with the time they had to wait for an appointment	9	13	69.2%	87.2%	88.5%	87.6%

* This is based on patients treated on this contract for their most recent course of treatment. Figures in italics indicate the base number of FP17s or Patient Questionnaire responses are less than 100. N/A is shown where the base number of responses is less than 10 during the period. % is calculated as Quantity/Base number*100

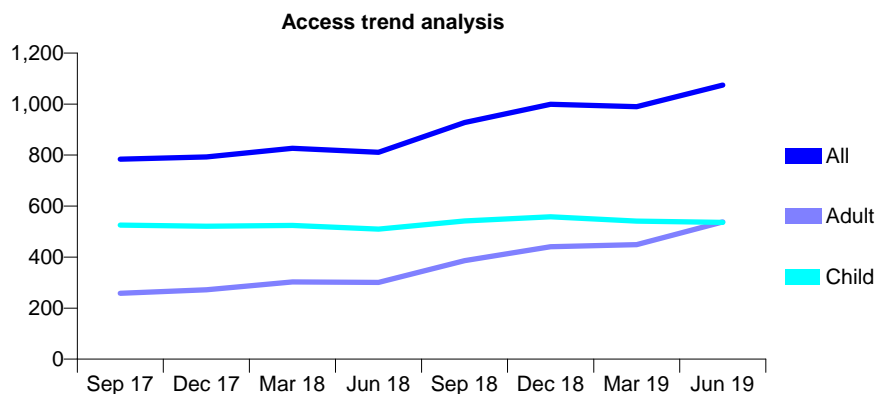
Q56 - Vital Signs At a Glance Contract Report for 112720/0001 - June 2019

Name or company name	Golden Triangle Practice LLP
Contract type name	GDS Contract
Purpose of contract	General
Contract start date	01/04/2008
Contract end date	

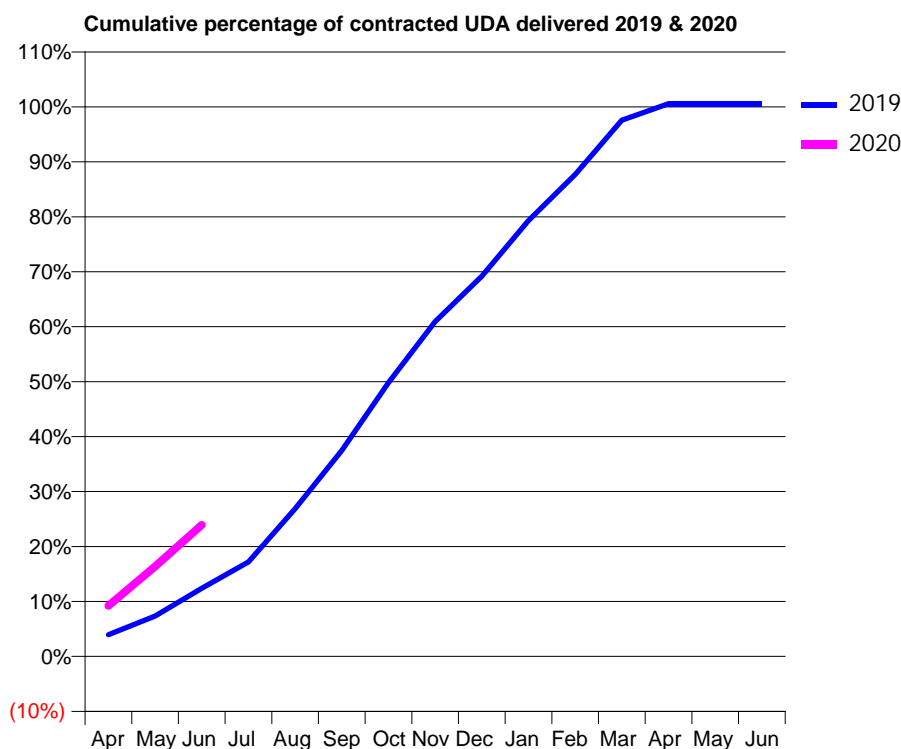
19/20 Contracted general activity (UDA)	2,303
Carry forward general activity (UDA)	0
19/20 Contracted orthodontic activity (UOA)	0
Carry forward orthodontic activity (UOA)	0
Baseline contract value	£66,153.07

ACCESS*

Patients seen in 24 months	Total	Change since previous quarter
Quarter ending June 2018	811	
Quarter ending September 2018	928	↑
Quarter ending December 2018	999	↑
Quarter ending March 2019	990	→
Quarter ending June 2019	1,074	↑
Variance since June 2018	32.4%	↑



ACTIVITY



Month	2019	2020
April	91	212
May	170	377
June	285	551
July	396	
August	619	
September	862	
October	1,147	
November	1,404	
December	1,593	
January	1,827	
February	2,019	
March	2,247	
April	2,316	
May	2,316	
June	2,316	

QUALITY

	Quantity	Base Number	Contract	AT	Region	England
% of FP17s for the same patient ID Re-attending within 3 months - Children	10	178	5.6%	10.1%	11.2%	11.4%
% of FP17s for the same patient ID Re-attending within 3 months - Adults	20	159	12.6%	13.6%	14.8%	15.4%
% of FP17s for the same patient ID Re-attending between 3 & 9 months - Children	112	178	62.9%	60.9%	60.9%	59.8%
% of FP17s for the same patient ID Re-attending between 3 & 9 months - Adults	59	159	37.1%	50.7%	53.2%	52.1%
% of FP17s for Band 1 Urgent Courses	29	300	9.7%	9.1%	8.3%	9.2%
% of FP17s Relating to Free Repair or Replacements	0	300	0.0%	0.7%	0.7%	0.7%
% of FP17s Relating to Continuations	5	300	1.7%	0.8%	0.8%	0.8%
% of Patients satisfied with the dentistry they have received	1	1	N/A	93.0%	93.2%	93.4%
% of Patients satisfied with the time they had to wait for an appointment	1	1	N/A	87.2%	88.5%	87.6%

* This is based on patients treated on this contract for their most recent course of treatment. Figures in italics indicate the base number of FP17s or Patient Questionnaire responses are less than 100. N/A is shown where the base number of responses is less than 10 during the period. % is calculated as Quantity/Base number*100

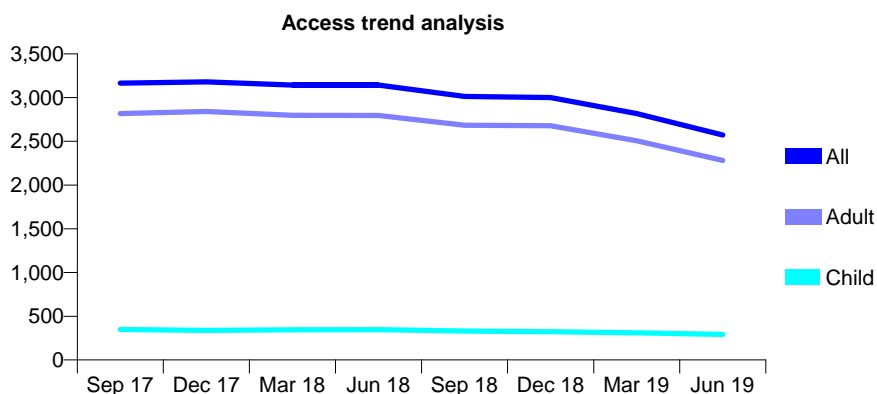
Q56 - Vital Signs At a Glance Contract Report for 117455/0001 - June 2019

Name or company name	UEA Dentists
Contract type name	GDS Contract
Purpose of contract	General
Contract start date	01/03/2012
Contract end date	

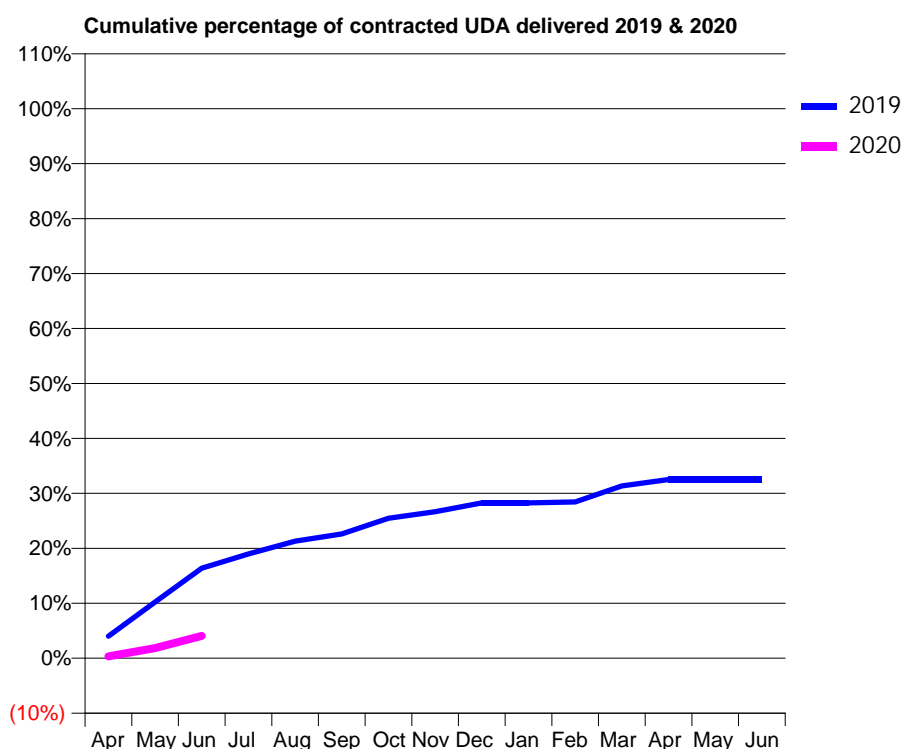
19/20 Contracted general activity (UDA)	7,680
Carry forward general activity (UDA)	0
19/20 Contracted orthodontic activity (UOA)	0
Carry forward orthodontic activity (UOA)	0
Baseline contract value	£232,012.80

ACCESS*

Patients seen in 24 months	Total	Change since previous quarter
Quarter ending June 2018	3,143	
Quarter ending September 2018	3,013	↓
Quarter ending December 2018	3,001	→
Quarter ending March 2019	2,817	↓
Quarter ending June 2019	2,572	↓
Variance since June 2018	(18.2%)	↓



ACTIVITY



Month	2019	2020
April	348	26
May	889	142
June	1,424	313
July	1,646	
August	1,850	
September	1,964	
October	2,211	
November	2,315	
December	2,453	
January	2,453	
February	2,468	
March	2,721	
April	2,821	
May	2,822	
June	2,822	

QUALITY

	Quantity	Base Number	Contract	AT	Region	England
% of FP17s for the same patient ID Re-attending within 3 months - Children	1	65	1.5%	10.1%	11.2%	11.4%
% of FP17s for the same patient ID Re-attending within 3 months - Adults	8	267	3.0%	13.6%	14.8%	15.4%
% of FP17s for the same patient ID Re-attending between 3 & 9 months - Children	14	65	21.5%	60.9%	60.9%	59.8%
% of FP17s for the same patient ID Re-attending between 3 & 9 months - Adults	56	267	21.0%	50.7%	53.2%	52.1%
% of FP17s for Band 1 Urgent Courses	70	273	25.6%	9.1%	8.3%	9.2%
% of FP17s Relating to Free Repair or Replacements	0	273	0.0%	0.7%	0.7%	0.7%
% of FP17s Relating to Continuations	0	273	0.0%	0.8%	0.8%	0.8%
% of Patients satisfied with the dentistry they have received	1	1	N/A	93.0%	93.2%	93.4%
% of Patients satisfied with the time they had to wait for an appointment	1	1	N/A	87.2%	88.5%	87.6%

* This is based on patients treated on this contract for their most recent course of treatment. Figures in italics indicate the base number of FP17s or Patient Questionnaire responses are less than 100. N/A is shown where the base number of responses is less than 10 during the period. % is calculated as Quantity/Base number*100

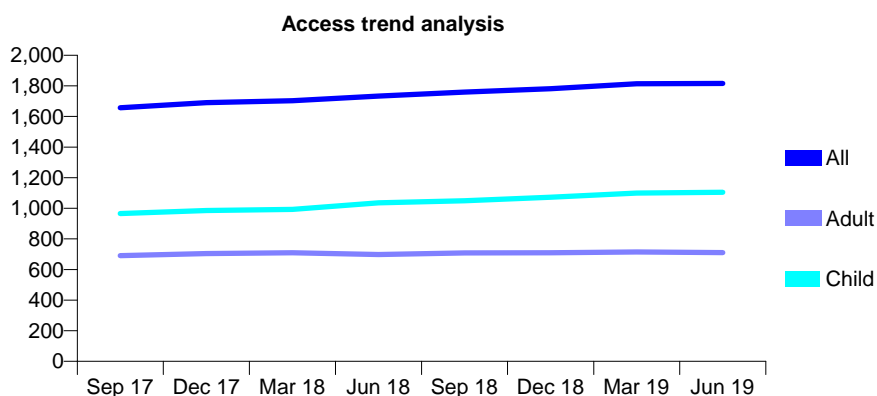
Q56 - Vital Signs At a Glance Contract Report for 117501/0001 - June 2019

Name or company name	The High Street Dental Practice
Contract type name	GDS Contract
Purpose of contract	General
Contract start date	01/10/2010
Contract end date	

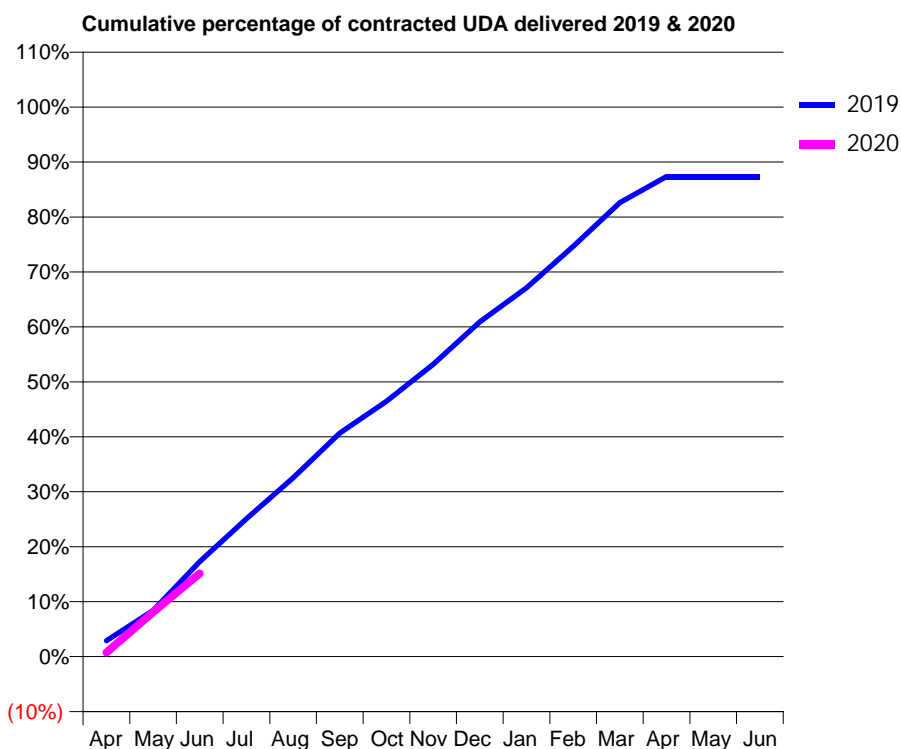
19/20 Contracted general activity (UDA)	4,321
Carry forward general activity (UDA)	0
19/20 Contracted orthodontic activity (UOA)	0
Carry forward orthodontic activity (UOA)	0
Baseline contract value	£97,675.27

ACCESS*

Patients seen in 24 months	Total	Change since previous quarter
Quarter ending June 2018	1,734	
Quarter ending September 2018	1,759	→
Quarter ending December 2018	1,782	→
Quarter ending March 2019	1,814	→
Quarter ending June 2019	1,816	→
Variance since June 2018	4.7%	↑



ACTIVITY



Month	Adjusted Scheduled Activity (UDA)	
	2019	2020
April	125	32
May	364	350
June	747	653
July	1,084	
August	1,407	
September	1,757	
October	2,008	
November	2,298	
December	2,633	
January	2,900	
February	3,226	
March	3,569	
April	3,775	
May	3,775	
June	3,775	

QUALITY

	Quantity	Base Number	Contract	AT	Region	England
% of FP17s for the same patient ID Re-attending within 3 months - Children	28	442	6.3%	10.1%	11.2%	11.4%
% of FP17s for the same patient ID Re-attending within 3 months - Adults	9	156	5.8%	13.6%	14.8%	15.4%
% of FP17s for the same patient ID Re-attending between 3 & 9 months - Children	318	442	71.9%	60.9%	60.9%	59.8%
% of FP17s for the same patient ID Re-attending between 3 & 9 months - Adults	70	156	44.9%	50.7%	53.2%	52.1%
% of FP17s for Band 1 Urgent Courses	22	479	4.6%	9.1%	8.3%	9.2%
% of FP17s Relating to Free Repair or Replacements	0	479	0.0%	0.7%	0.7%	0.7%
% of FP17s Relating to Continuations	5	479	1.0%	0.8%	0.8%	0.8%
% of Patients satisfied with the dentistry they have received	0	0	N/A	93.0%	93.2%	93.4%
% of Patients satisfied with the time they had to wait for an appointment	0	0	N/A	87.2%	88.5%	87.6%

* This is based on patients treated on this contract for their most recent course of treatment. Figures in italics indicate the base number of FP17s or Patient Questionnaire responses are less than 100. N/A is shown where the base number of responses is less than 10 during the period. % is calculated as Quantity/Base number*100

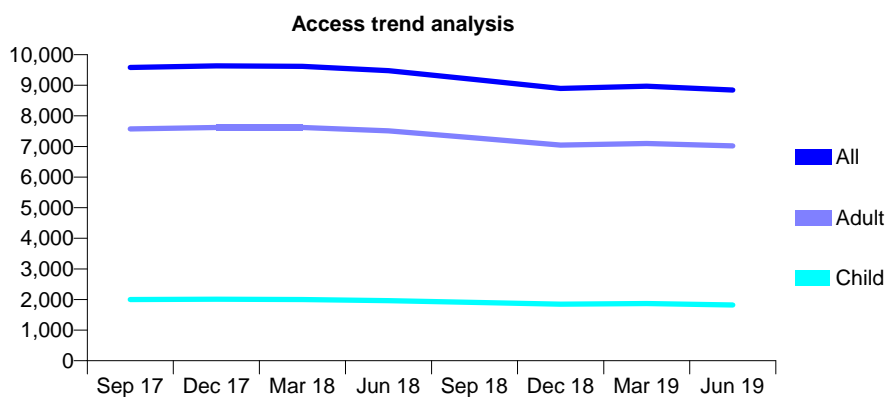
Q56 - Vital Signs At a Glance Contract Report for 117994/0001 - June 2019

Name or company name	Wensleydale Dental Practice
Contract type name	GDS Contract
Purpose of contract	General
Contract start date	01/07/2011
Contract end date	

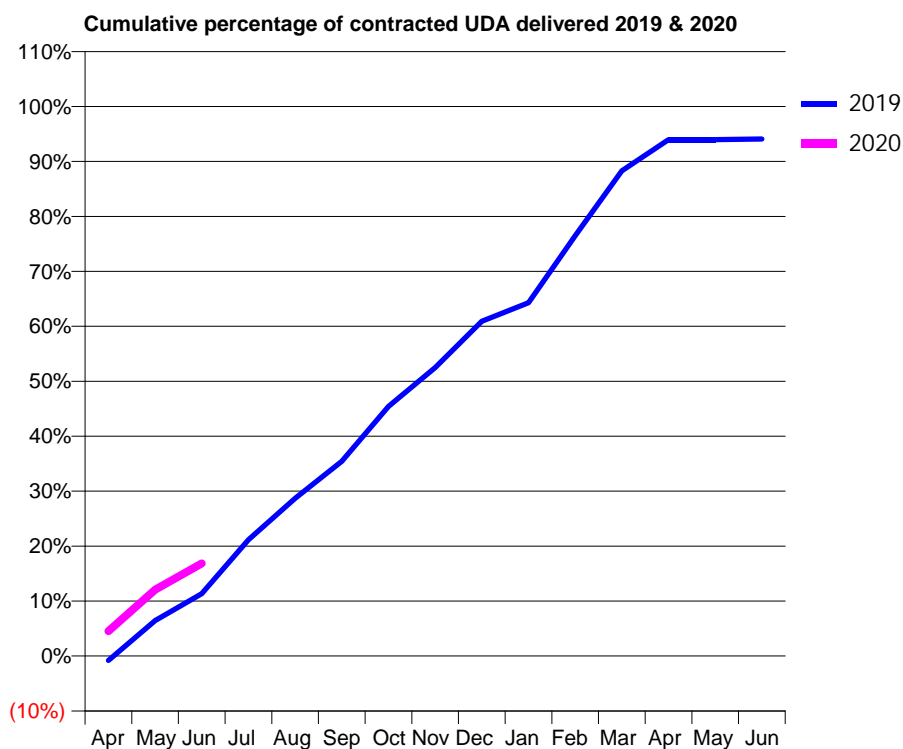
19/20 Contracted general activity (UDA)	28,718
Carry forward general activity (UDA)	0
19/20 Contracted orthodontic activity (UOA)	0
Carry forward orthodontic activity (UOA)	0
Baseline contract value	£747,531.34

ACCESS*

Patients seen in 24 months	Total	Change since previous quarter
Quarter ending June 2018	9,474	
Quarter ending September 2018	9,187	↓
Quarter ending December 2018	8,897	↓
Quarter ending March 2019	8,969	→
Quarter ending June 2019	8,843	↓
Variance since June 2018	(6.7%)	↓



ACTIVITY



Month	Adjusted Scheduled Activity (UDA)	
	2019	2020
April	-234	1,300
May	1,858	3,469
June	3,261	4,842
July	6,075	
August	8,240	
September	10,178	
October	13,040	
November	15,079	
December	17,492	
January	18,464	
February	21,960	
March	25,350	
April	26,987	
May	26,986	
June	27,015	

QUALITY

	Quantity	Base Number	Contract	AT	Region	England
% of FP17s for the same patient ID Re-attending within 3 months - Children	50	565	8.8%	10.1%	11.2%	11.4%
% of FP17s for the same patient ID Re-attending within 3 months - Adults	274	2,270	12.1%	13.6%	14.8%	15.4%
% of FP17s for the same patient ID Re-attending between 3 & 9 months - Children	330	565	58.4%	60.9%	60.9%	59.8%
% of FP17s for the same patient ID Re-attending between 3 & 9 months - Adults	1,382	2,270	60.9%	50.7%	53.2%	52.1%
% of FP17s for Band 1 Urgent Courses	136	2,229	6.1%	9.1%	8.3%	9.2%
% of FP17s Relating to Free Repair or Replacements	33	2,229	1.5%	0.7%	0.7%	0.7%
% of FP17s Relating to Continuations	7	2,229	0.3%	0.8%	0.8%	0.8%
% of Patients satisfied with the dentistry they have received	4	4	N/A	93.0%	93.2%	93.4%
% of Patients satisfied with the time they had to wait for an appointment	4	4	N/A	87.2%	88.5%	87.6%

* This is based on patients treated on this contract for their most recent course of treatment. Figures in italics indicate the base number of FP17s or Patient Questionnaire responses are less than 100. N/A is shown where the base number of responses is less than 10 during the period. % is calculated as Quantity/Base number*100

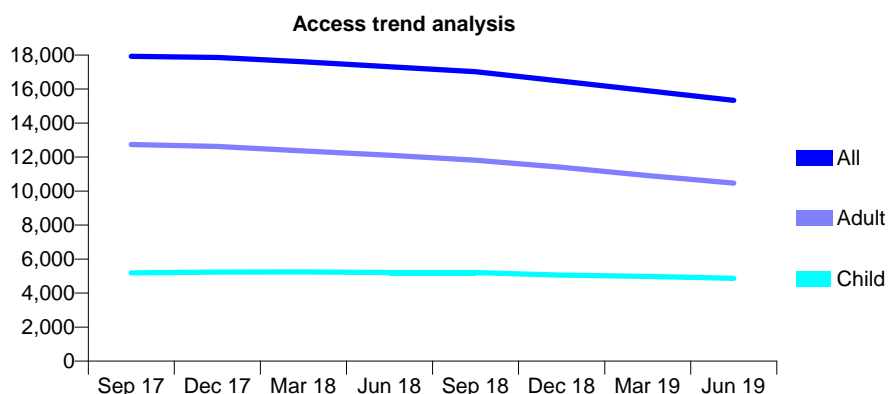
Q56 - Vital Signs At a Glance Contract Report for 118036/0001 - June 2019

Name or company name	DU TOIT & BURGER PARTNERSHIP (IPS)
Contract type name	GDS Contract
Purpose of contract	General and Orthodontic
Contract start date	01/04/2007
Contract end date	

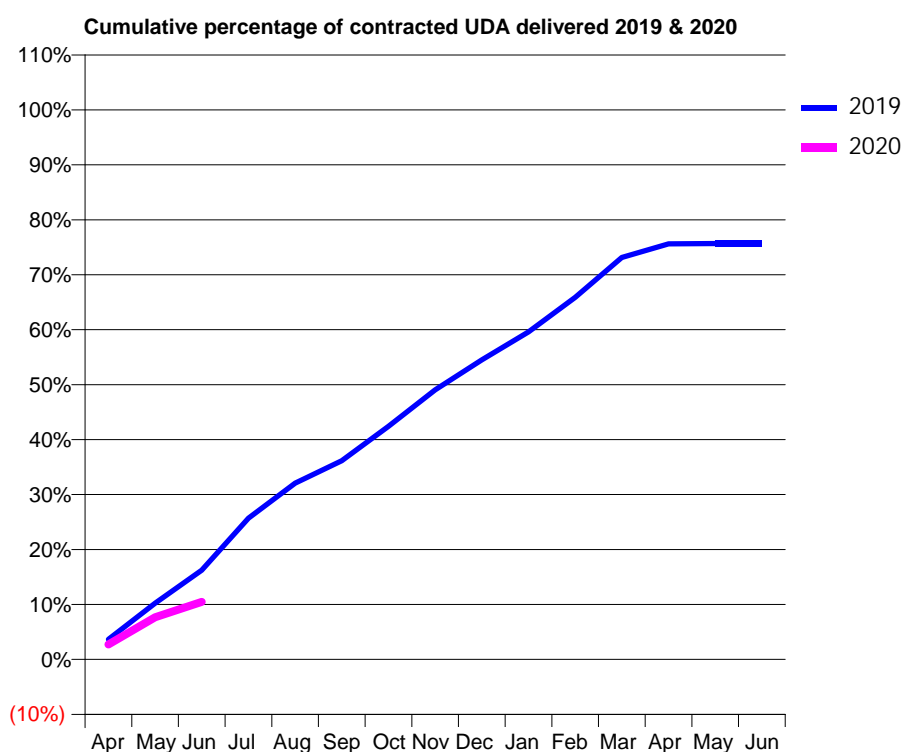
19/20 Contracted general activity (UDA)	42,501
Carry forward general activity (UDA)	0
19/20 Contracted orthodontic activity (UOA)	7,184
Carry forward orthodontic activity (UOA)	0
Baseline contract value	£1,489,680.12

ACCESS*

Patients seen in 24 months	Total	Change since previous quarter
Quarter ending June 2018	17,312	
Quarter ending September 2018	17,026	↓
Quarter ending December 2018	16,466	↓
Quarter ending March 2019	15,901	↓
Quarter ending June 2019	15,338	↓
Variance since June 2018	(11.4%)	↓



ACTIVITY



Month	2019	2020
April	1,557	1,156
May	4,348	3,267
June	6,900	4,453
July	10,925	
August	13,625	
September	15,373	
October	18,038	
November	20,851	
December	23,155	
January	25,334	
February	28,006	
March	31,077	
April	32,142	
May	32,165	
June	32,166	

QUALITY

	Quantity	Base Number	Contract	AT	Region	England
% of FP17s for the same patient ID Re-attending within 3 months - Children	112	1,668	6.7%	10.1%	11.2%	11.4%
% of FP17s for the same patient ID Re-attending within 3 months - Adults	161	1,905	8.5%	13.6%	14.8%	15.4%
% of FP17s for the same patient ID Re-attending between 3 & 9 months - Children	1,122	1,668	67.3%	60.9%	60.9%	59.8%
% of FP17s for the same patient ID Re-attending between 3 & 9 months - Adults	757	1,905	39.7%	50.7%	53.2%	52.1%
% of FP17s for Band 1 Urgent Courses	186	2,977	6.2%	9.1%	8.3%	9.2%
% of FP17s Relating to Free Repair or Replacements	5	2,977	0.2%	0.7%	0.7%	0.7%
% of FP17s Relating to Continuations	18	2,977	0.6%	0.8%	0.8%	0.8%
% of Patients satisfied with the dentistry they have received	3	3	N/A	93.0%	93.2%	93.4%
% of Patients satisfied with the time they had to wait for an appointment	3	3	N/A	87.2%	88.5%	87.6%

* This is based on patients treated on this contract for their most recent course of treatment. Figures in italics indicate the base number of FP17s or Patient Questionnaire responses are less than 100. N/A is shown where the base number of responses is less than 10 during the period. % is calculated as Quantity/Base number*100

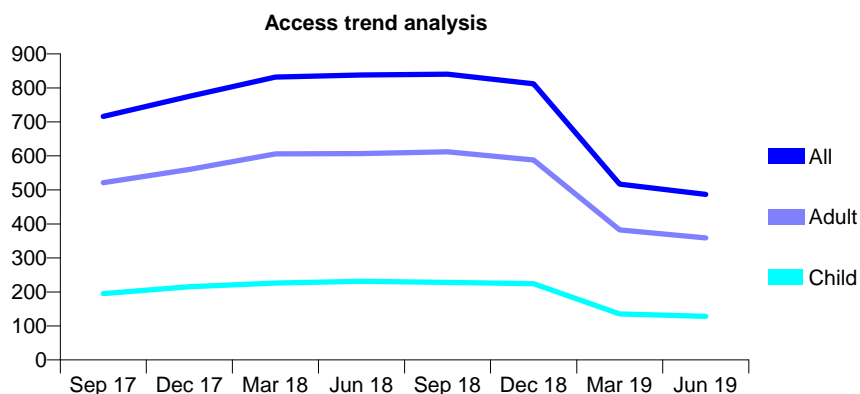
Q56 - Vital Signs At a Glance Contract Report for 119113/0001 - June 2019

Name or company name	Onefiveseven Partnership
Contract type name	GDS Contract
Purpose of contract	General
Contract start date	12/10/2009
Contract end date	

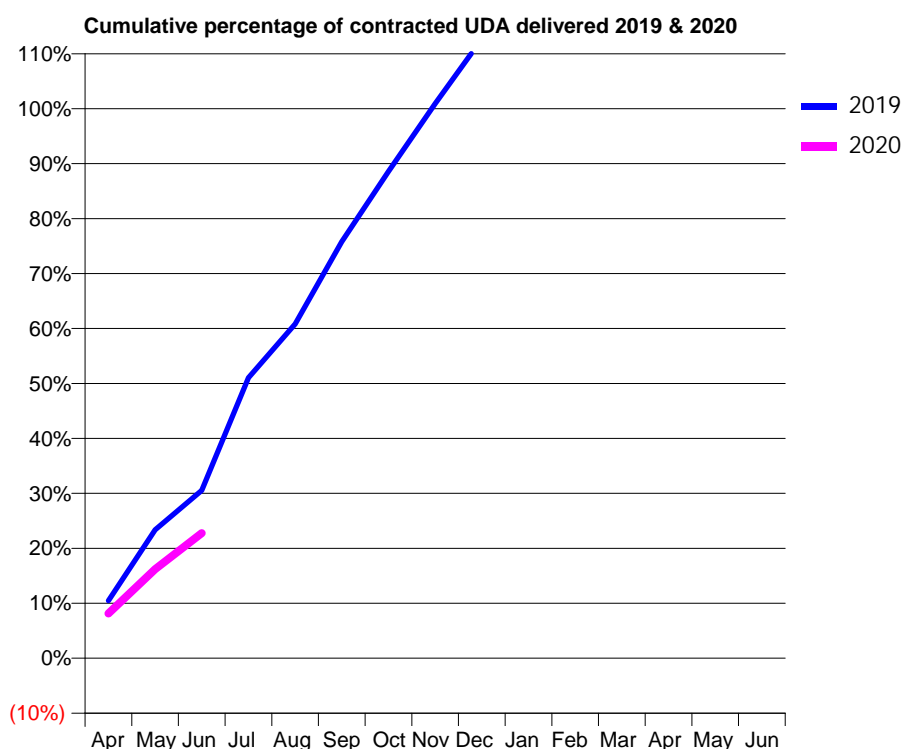
19/20 Contracted general activity (UDA)	1,189
Carry forward general activity (UDA)	0
19/20 Contracted orthodontic activity (UOA)	0
Carry forward orthodontic activity (UOA)	0
Baseline contract value	£30,507.55

ACCESS*

Patients seen in 24 months	Total	Change since previous quarter
Quarter ending June 2018	838	
Quarter ending September 2018	840	→
Quarter ending December 2018	812	↓
Quarter ending March 2019	517	↓
Quarter ending June 2019	487	↓
Variance since June 2018	(41.9%)	↓



ACTIVITY



Month	2019	2020
April	124	97
May	278	193
June	363	271
July	607	
August	723	
September	901	
October	1,053	
November	1,200	
December	1,339	
January	1,372	
February	1,377	
March	1,377	
April	1,383	
May	1,383	
June	1,383	

QUALITY

	Quantity	Base Number	Contract	AT	Region	England
% of FP17s for the same patient ID Re-attending within 3 months - Children	0	69	0.0%	10.1%	11.2%	11.4%
% of FP17s for the same patient ID Re-attending within 3 months - Adults	4	155	2.6%	13.6%	14.8%	15.4%
% of FP17s for the same patient ID Re-attending between 3 & 9 months - Children	47	69	68.1%	60.9%	60.9%	59.8%
% of FP17s for the same patient ID Re-attending between 3 & 9 months - Adults	85	155	54.8%	50.7%	53.2%	52.1%
% of FP17s for Band 1 Urgent Courses	18	222	8.1%	9.1%	8.3%	9.2%
% of FP17s Relating to Free Repair or Replacements	0	222	0.0%	0.7%	0.7%	0.7%
% of FP17s Relating to Continuations	0	222	0.0%	0.8%	0.8%	0.8%
% of Patients satisfied with the dentistry they have received	0	0	N/A	93.0%	93.2%	93.4%
% of Patients satisfied with the time they had to wait for an appointment	0	0	N/A	87.2%	88.5%	87.6%

* This is based on patients treated on this contract for their most recent course of treatment.

Figures in italics indicate the base number of FP17s or Patient Questionnaire responses are less than 100. N/A is shown where the base number of responses is less than 10 during the period. % is calculated as Quantity/Base number*100

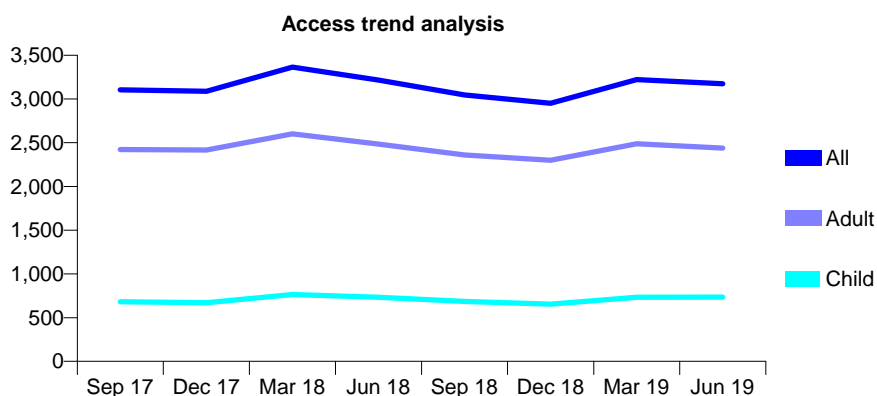
Q56 - Vital Signs At a Glance Contract Report for 119210/0001 - June 2019

Name or company name	Dr K A Fagher & Dr A Surti
Contract type name	GDS Contract
Purpose of contract	General
Contract start date	01/07/2011
Contract end date	

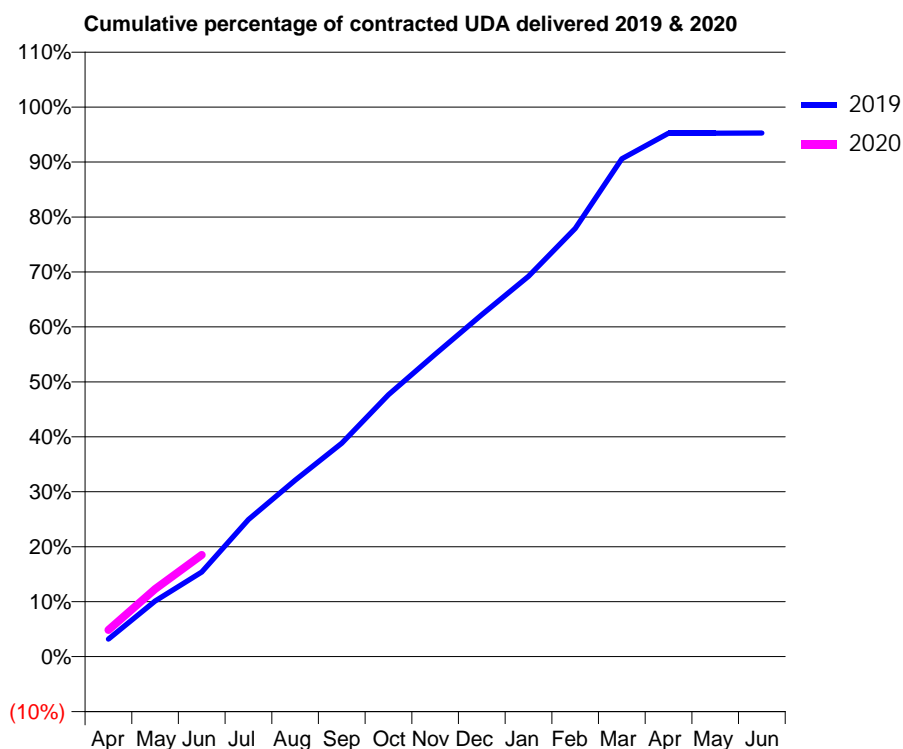
19/20 Contracted general activity (UDA)	8,918
Carry forward general activity (UDA)	0
19/20 Contracted orthodontic activity (UOA)	0
Carry forward orthodontic activity (UOA)	0
Baseline contract value	£213,280.37

ACCESS*

Patients seen in 24 months	Total	Change since previous quarter
Quarter ending June 2018	3,217	
Quarter ending September 2018	3,046	↓
Quarter ending December 2018	2,952	↓
Quarter ending March 2019	3,221	↑
Quarter ending June 2019	3,175	↓
Variance since June 2018	(1.3%)	↓



ACTIVITY



Month	Adjusted Scheduled Activity (UDA)	
	2019	2020
April	284	434
May	905	1,098
June	1,374	1,651
July	2,225	
August	2,865	
September	3,463	
October	4,252	
November	4,907	
December	5,551	
January	6,172	
February	6,948	
March	8,078	
April	8,493	
May	8,494	
June	8,495	

QUALITY

	Quantity	Base Number	Contract	AT	Region	England
% of FP17s for the same patient ID Re-attending within 3 months - Children	23	274	8.4%	10.1%	11.2%	11.4%
% of FP17s for the same patient ID Re-attending within 3 months - Adults	157	901	17.4%	13.6%	14.8%	15.4%
% of FP17s for the same patient ID Re-attending between 3 & 9 months - Children	163	274	59.5%	60.9%	60.9%	59.8%
% of FP17s for the same patient ID Re-attending between 3 & 9 months - Adults	411	901	45.6%	50.7%	53.2%	52.1%
% of FP17s for Band 1 Urgent Courses	119	959	12.4%	9.1%	8.3%	9.2%
% of FP17s Relating to Free Repair or Replacements	12	959	1.3%	0.7%	0.7%	0.7%
% of FP17s Relating to Continuations	20	959	2.1%	0.8%	0.8%	0.8%
% of Patients satisfied with the dentistry they have received	1	1	N/A	93.0%	93.2%	93.4%
% of Patients satisfied with the time they had to wait for an appointment	1	1	N/A	87.2%	88.5%	87.6%

* This is based on patients treated on this contract for their most recent course of treatment. Figures in italics indicate the base number of FP17s or Patient Questionnaire responses are less than 100. N/A is shown where the base number of responses is less than 10 during the period. % is calculated as Quantity/Base number*100

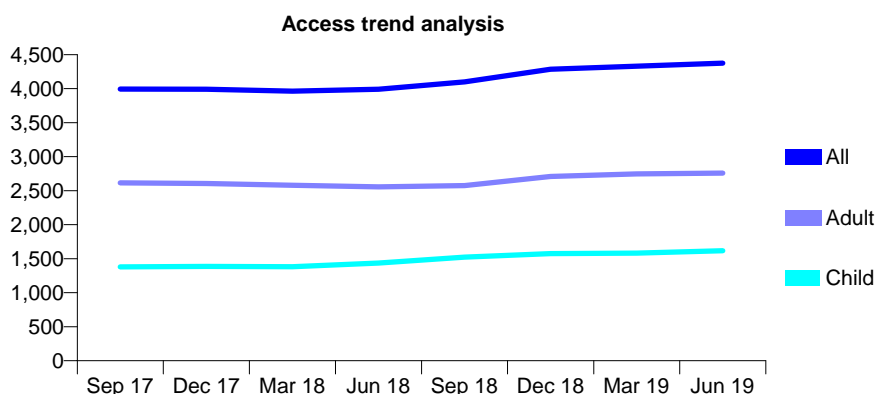
Q56 - Vital Signs At a Glance Contract Report for 119636/0001 - June 2019

Name or company name	Apple Tree Dental Practice
Contract type name	GDS Contract
Purpose of contract	General
Contract start date	25/04/2013
Contract end date	

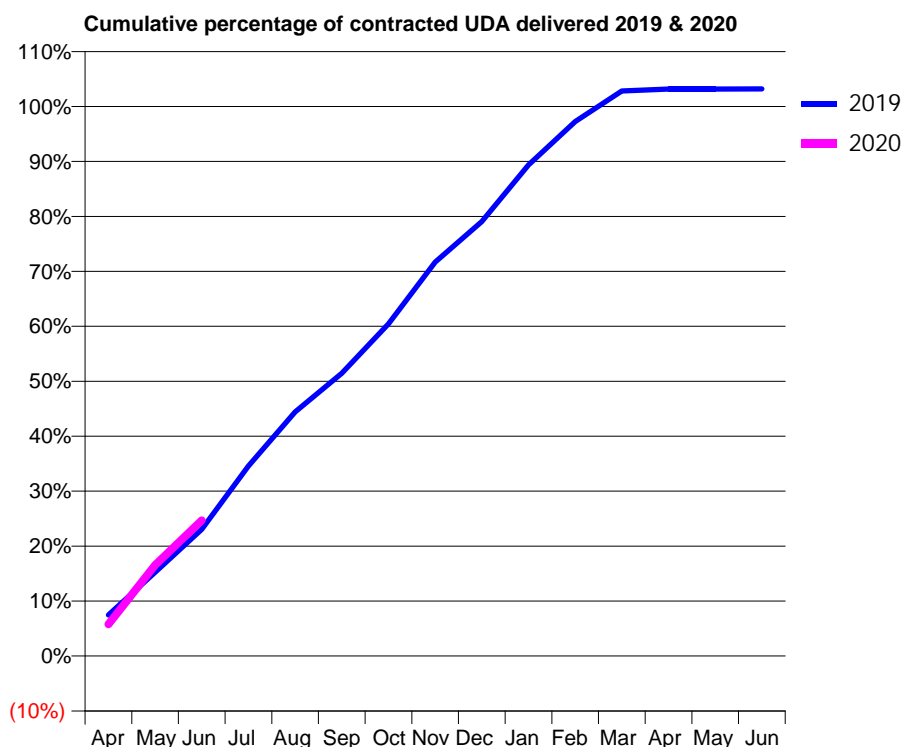
19/20 Contracted general activity (UDA)	9,642
Carry forward general activity (UDA)	0
19/20 Contracted orthodontic activity (UOA)	0
Carry forward orthodontic activity (UOA)	0
Baseline contract value	£333,732.11

ACCESS*

Patients seen in 24 months	Total	Change since previous quarter
Quarter ending June 2018	3,992	
Quarter ending September 2018	4,099	↑
Quarter ending December 2018	4,285	↑
Quarter ending March 2019	4,330	→
Quarter ending June 2019	4,375	→
Variance since June 2018	9.6%	↑



ACTIVITY



Month	Adjusted Scheduled Activity (UDA)	
	2019	2020
April	719	559
May	1,470	1,598
June	2,223	2,381
July	3,335	
August	4,283	
September	4,961	
October	5,828	
November	6,911	
December	7,623	
January	8,615	
February	9,377	
March	9,912	
April	9,947	
May	9,948	
June	9,951	

QUALITY

	Quantity	Base Number	Contract	AT	Region	England
% of FP17s for the same patient ID Re-attending within 3 months - Children	107	824	13.0%	10.1%	11.2%	11.4%
% of FP17s for the same patient ID Re-attending within 3 months - Adults	79	927	8.5%	13.6%	14.8%	15.4%
% of FP17s for the same patient ID Re-attending between 3 & 9 months - Children	517	824	62.7%	60.9%	60.9%	59.8%
% of FP17s for the same patient ID Re-attending between 3 & 9 months - Adults	577	927	62.2%	50.7%	53.2%	52.1%
% of FP17s for Band 1 Urgent Courses	98	1,659	5.9%	9.1%	8.3%	9.2%
% of FP17s Relating to Free Repair or Replacements	4	1,659	0.2%	0.7%	0.7%	0.7%
% of FP17s Relating to Continuations	0	1,659	0.0%	0.8%	0.8%	0.8%
% of Patients satisfied with the dentistry they have received	4	4	N/A	93.0%	93.2%	93.4%
% of Patients satisfied with the time they had to wait for an appointment	4	4	N/A	87.2%	88.5%	87.6%

* This is based on patients treated on this contract for their most recent course of treatment. Figures in italics indicate the base number of FP17s or Patient Questionnaire responses are less than 100. N/A is shown where the base number of responses is less than 10 during the period. % is calculated as Quantity/Base number*100

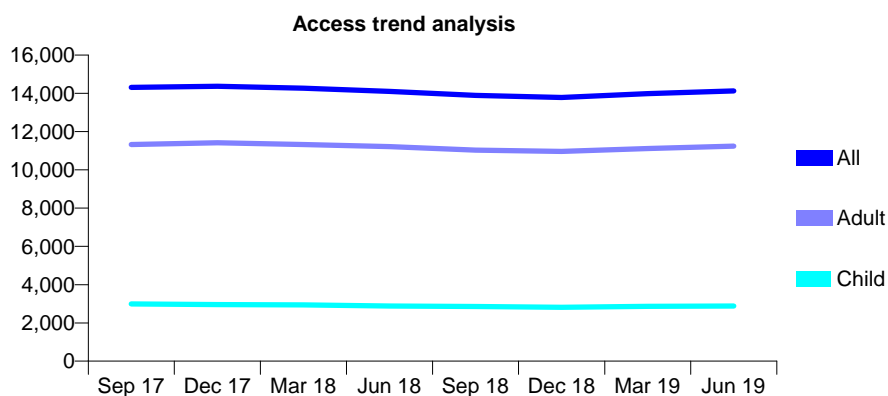
Q56 - Vital Signs At a Glance Contract Report for 120081/0001 - June 2019

Name or company name	Staffa Lodge Dental Group Ltd
Contract type name	GDS Contract
Purpose of contract	General
Contract start date	01/11/2015
Contract end date	

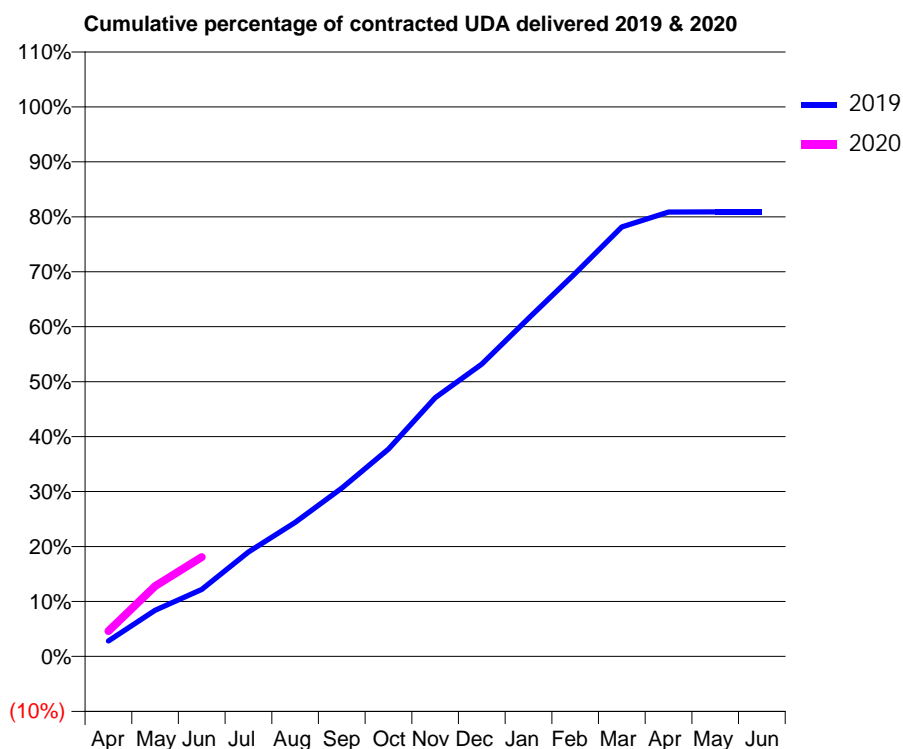
19/20 Contracted general activity (UDA)	40,819
Carry forward general activity (UDA)	0
19/20 Contracted orthodontic activity (UOA)	0
Carry forward orthodontic activity (UOA)	0
Baseline contract value	£898,187.31

ACCESS*

Patients seen in 24 months	Total	Change since previous quarter
Quarter ending June 2018	14,098	
Quarter ending September 2018	13,888	↓
Quarter ending December 2018	13,780	→
Quarter ending March 2019	13,981	→
Quarter ending June 2019	14,127	→
Variance since June 2018	0.2%	→



ACTIVITY



Month	2019	2020
April	1,147	1,884
May	3,433	5,226
June	4,976	7,379
July	7,762	
August	9,961	
September	12,506	
October	15,401	
November	19,217	
December	21,716	
January	25,116	
February	28,450	
March	31,901	
April	33,009	
May	33,024	
June	33,023	

QUALITY

	Quantity	Base Number	Contract	AT	Region	England
% of FP17s for the same patient ID Re-attending within 3 months - Children	129	1,215	10.6%	10.1%	11.2%	11.4%
% of FP17s for the same patient ID Re-attending within 3 months - Adults	513	3,888	13.2%	13.6%	14.8%	15.4%
% of FP17s for the same patient ID Re-attending between 3 & 9 months - Children	823	1,215	67.7%	60.9%	60.9%	59.8%
% of FP17s for the same patient ID Re-attending between 3 & 9 months - Adults	1,984	3,888	51.0%	50.7%	53.2%	52.1%
% of FP17s for Band 1 Urgent Courses	369	4,475	8.2%	9.1%	8.3%	9.2%
% of FP17s Relating to Free Repair or Replacements	35	4,475	0.8%	0.7%	0.7%	0.7%
% of FP17s Relating to Continuations	15	4,475	0.3%	0.8%	0.8%	0.8%
% of Patients satisfied with the dentistry they have received	12	13	92.3%	93.0%	93.2%	93.4%
% of Patients satisfied with the time they had to wait for an appointment	10	13	76.9%	87.2%	88.5%	87.6%

* This is based on patients treated on this contract for their most recent course of treatment. Figures in italics indicate the base number of FP17s or Patient Questionnaire responses are less than 100. N/A is shown where the base number of responses is less than 10 during the period. % is calculated as Quantity/Base number*100

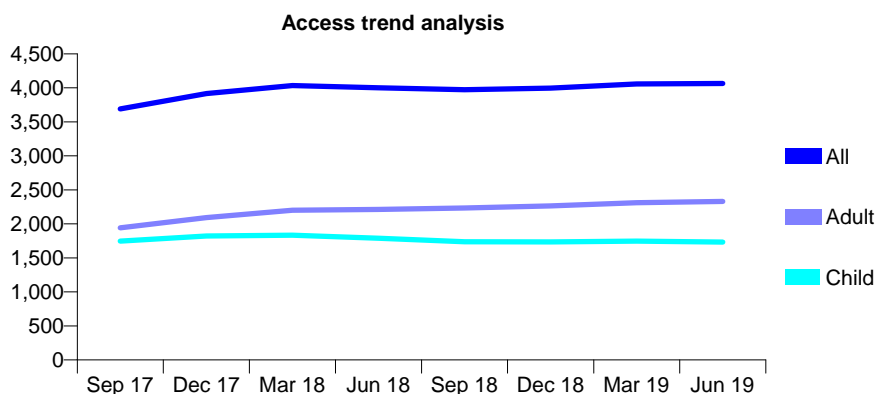
Q56 - Vital Signs At a Glance Contract Report for 120413/0001 - June 2019

Name or company name	Caring Dentistry Ltd
Contract type name	GDS Contract
Purpose of contract	General
Contract start date	01/04/2010
Contract end date	

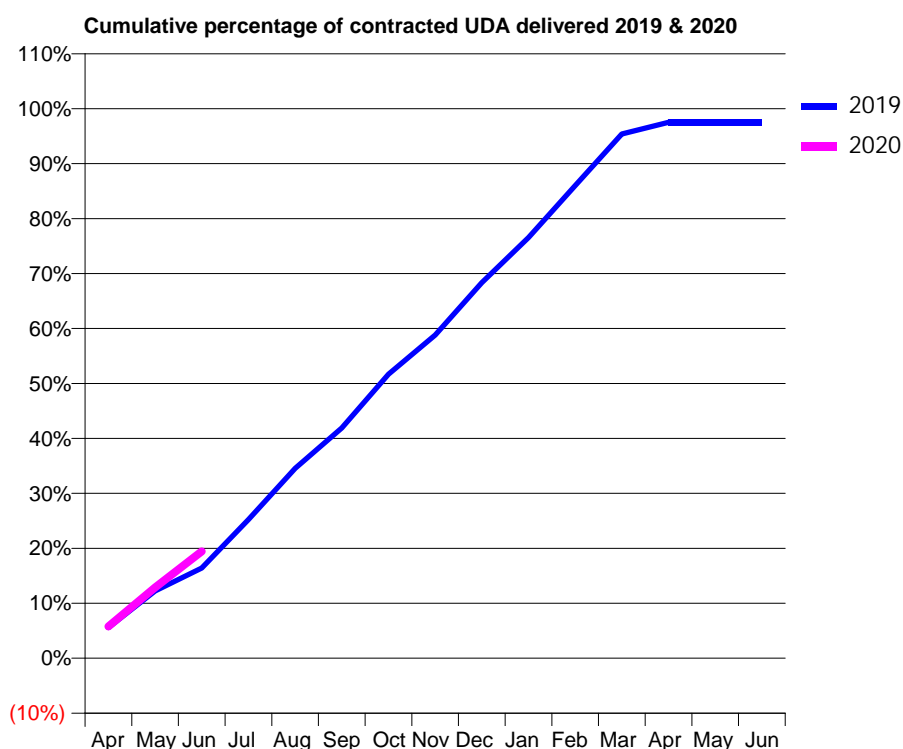
19/20 Contracted general activity (UDA)	13,335
Carry forward general activity (UDA)	0
19/20 Contracted orthodontic activity (UOA)	0
Carry forward orthodontic activity (UOA)	0
Baseline contract value	£380,556.16

ACCESS*

Patients seen in 24 months	Total	Change since previous quarter
Quarter ending June 2018	4,001	
Quarter ending September 2018	3,973	→
Quarter ending December 2018	3,998	→
Quarter ending March 2019	4,058	→
Quarter ending June 2019	4,064	→
Variance since June 2018	1.6%	→



ACTIVITY



Adjusted Scheduled Activity (UDA)		
Month	2019	2020
April	747	773
May	1,633	1,719
June	2,188	2,595
July	3,362	
August	4,608	
September	5,587	
October	6,890	
November	7,842	
December	9,113	
January	10,208	
February	11,471	
March	12,720	
April	13,002	
May	13,003	
June	13,003	

QUALITY

	Quantity	Base Number	Contract	AT	Region	England
% of FP17s for the same patient ID Re-attending within 3 months - Children	48	665	7.2%	10.1%	11.2%	11.4%
% of FP17s for the same patient ID Re-attending within 3 months - Adults	129	812	15.9%	13.6%	14.8%	15.4%
% of FP17s for the same patient ID Re-attending between 3 & 9 months - Children	477	665	71.7%	60.9%	60.9%	59.8%
% of FP17s for the same patient ID Re-attending between 3 & 9 months - Adults	498	812	61.3%	50.7%	53.2%	52.1%
% of FP17s for Band 1 Urgent Courses	108	1,338	8.1%	9.1%	8.3%	9.2%
% of FP17s Relating to Free Repair or Replacements	0	1,338	0.0%	0.7%	0.7%	0.7%
% of FP17s Relating to Continuations	1	1,338	0.1%	0.8%	0.8%	0.8%
% of Patients satisfied with the dentistry they have received	4	5	N/A	93.0%	93.2%	93.4%
% of Patients satisfied with the time they had to wait for an appointment	5	5	N/A	87.2%	88.5%	87.6%

* This is based on patients treated on this contract for their most recent course of treatment.

Figures in italics indicate the base number of FP17s or Patient Questionnaire responses are less than 100. N/A is shown where the base number of responses is less than 10 during the period. % is calculated as Quantity/Base number*100

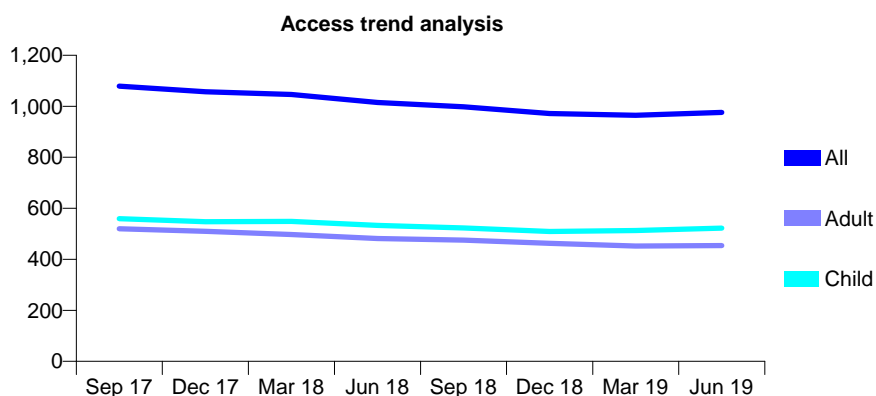
Q56 - Vital Signs At a Glance Contract Report for 120537/0001 - June 2019

Name or company name	Market Square Dental Practice
Contract type name	GDS Contract
Purpose of contract	General
Contract start date	04/08/2011
Contract end date	

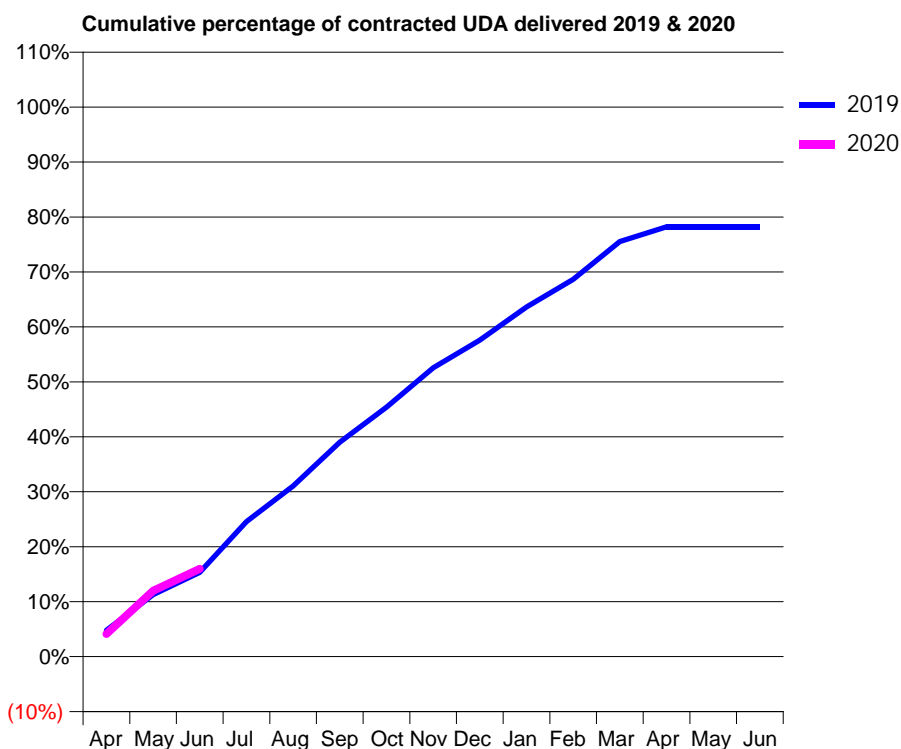
19/20 Contracted general activity (UDA)	2,639
Carry forward general activity (UDA)	0
19/20 Contracted orthodontic activity (UOA)	0
Carry forward orthodontic activity (UOA)	0
Baseline contract value	£60,929.04

ACCESS*

Patients seen in 24 months	Total	Change since previous quarter
Quarter ending June 2018	1,015	
Quarter ending September 2018	998	↓
Quarter ending December 2018	972	↓
Quarter ending March 2019	965	→
Quarter ending June 2019	976	→
Variance since June 2018	(3.8%)	↓



ACTIVITY



Month	Adjusted Scheduled Activity (UDA)	
	2019	2020
April	126	109
May	298	316
June	405	422
July	648	
August	819	
September	1,029	
October	1,198	
November	1,387	
December	1,520	
January	1,679	
February	1,812	
March	1,993	
April	2,064	
May	2,064	
June	2,064	

QUALITY

	Quantity	Base Number	Contract	AT	Region	England
% of FP17s for the same patient ID Re-attending within 3 months - Children	14	226	6.2%	10.1%	11.2%	11.4%
% of FP17s for the same patient ID Re-attending within 3 months - Adults	19	139	13.7%	13.6%	14.8%	15.4%
% of FP17s for the same patient ID Re-attending between 3 & 9 months - Children	156	226	69.0%	60.9%	60.9%	59.8%
% of FP17s for the same patient ID Re-attending between 3 & 9 months - Adults	91	139	65.5%	50.7%	53.2%	52.1%
% of FP17s for Band 1 Urgent Courses	18	321	5.6%	9.1%	8.3%	9.2%
% of FP17s Relating to Free Repair or Replacements	1	321	0.3%	0.7%	0.7%	0.7%
% of FP17s Relating to Continuations	0	321	0.0%	0.8%	0.8%	0.8%
% of Patients satisfied with the dentistry they have received	0	0	N/A	93.0%	93.2%	93.4%
% of Patients satisfied with the time they had to wait for an appointment	0	0	N/A	87.2%	88.5%	87.6%

* This is based on patients treated on this contract for their most recent course of treatment. Figures in italics indicate the base number of FP17s or Patient Questionnaire responses are less than 100. N/A is shown where the base number of responses is less than 10 during the period. % is calculated as Quantity/Base number*100

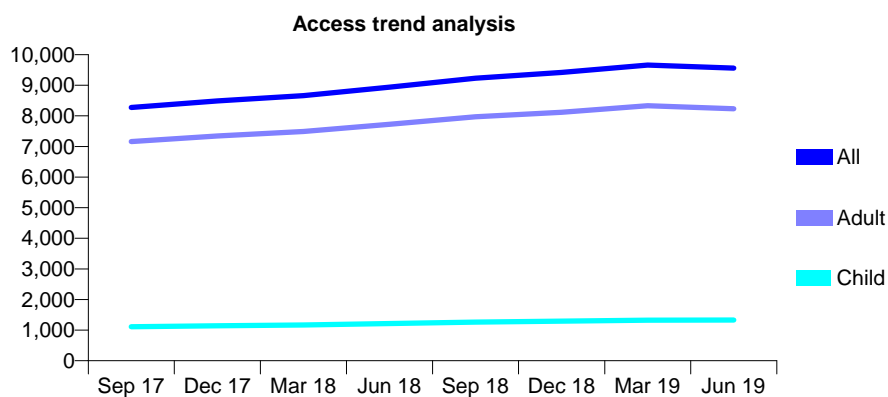
Q56 - Vital Signs At a Glance Contract Report for 120723/0001 - June 2019

Name or company name	Parish Vaid and Snehal Radia and Sanjay S
Contract type name	GDS Contract
Purpose of contract	General
Contract start date	15/11/2013
Contract end date	

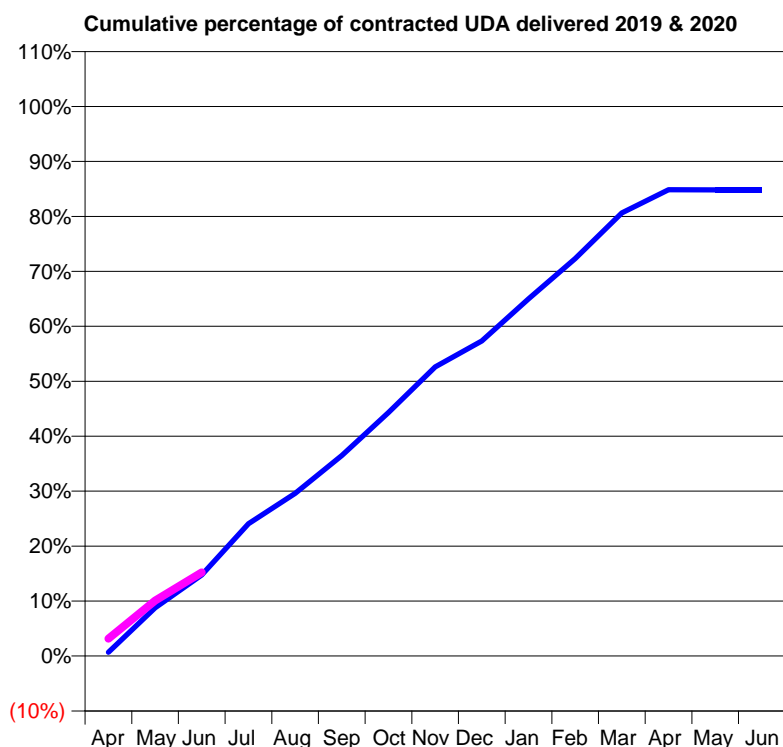
19/20 Contracted general activity (UDA)	32,567
Carry forward general activity (UDA)	0
19/20 Contracted orthodontic activity (UOA)	0
Carry forward orthodontic activity (UOA)	0
Baseline contract value	£859,942.21

ACCESS*

Patients seen in 24 months	Total	Change since previous quarter
Quarter ending June 2018	8,937	
Quarter ending September 2018	9,231	↑
Quarter ending December 2018	9,420	↑
Quarter ending March 2019	9,658	↑
Quarter ending June 2019	9,564	→
Variance since June 2018	7.0%	↑



ACTIVITY



Month	Adjusted Scheduled Activity (UDA)	
	2019	2020
April	225	1,029
May	2,866	3,282
June	4,801	4,963
July	7,845	
August	9,637	
September	11,882	
October	14,427	
November	17,128	
December	18,673	
January	21,170	
February	23,556	
March	26,255	
April	27,637	
May	27,624	
June	27,625	

QUALITY

	Quantity	Base Number	Contract	AT	Region	England
% of FP17s for the same patient ID Re-attending within 3 months - Children	22	410	5.4%	10.1%	11.2%	11.4%
% of FP17s for the same patient ID Re-attending within 3 months - Adults	221	2,560	8.6%	13.6%	14.8%	15.4%
% of FP17s for the same patient ID Re-attending between 3 & 9 months - Children	278	410	67.8%	60.9%	60.9%	59.8%
% of FP17s for the same patient ID Re-attending between 3 & 9 months - Adults	1,685	2,560	65.8%	50.7%	53.2%	52.1%
% of FP17s for Band 1 Urgent Courses	193	2,462	7.8%	9.1%	8.3%	9.2%
% of FP17s Relating to Free Repair or Replacements	12	2,462	0.5%	0.7%	0.7%	0.7%
% of FP17s Relating to Continuations	8	2,462	0.3%	0.8%	0.8%	0.8%
% of Patients satisfied with the dentistry they have received	7	7	N/A	93.0%	93.2%	93.4%
% of Patients satisfied with the time they had to wait for an appointment	7	7	N/A	87.2%	88.5%	87.6%

* This is based on patients treated on this contract for their most recent course of treatment. Figures in italics indicate the base number of FP17s or Patient Questionnaire responses are less than 100. N/A is shown where the base number of responses is less than 10 during the period. % is calculated as Quantity/Base number*100

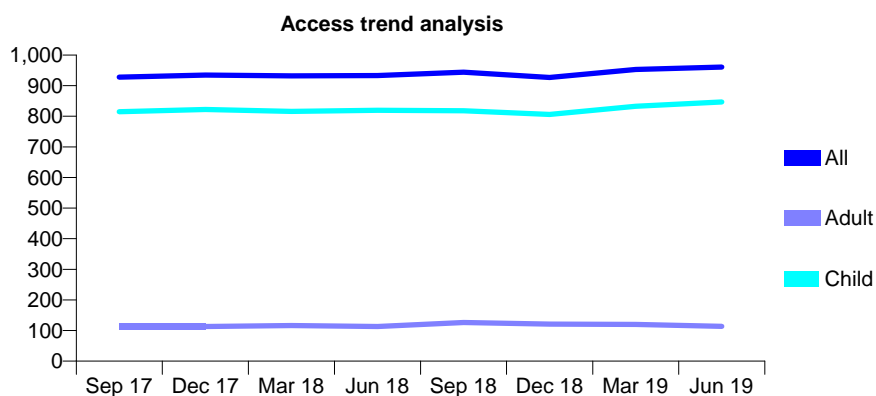
Q56 - Vital Signs At a Glance Contract Report for 121959/0001 - June 2019

Name or company name	Walton House Dental Practice Ltd
Contract type name	GDS Contract
Purpose of contract	General
Contract start date	01/02/2010
Contract end date	

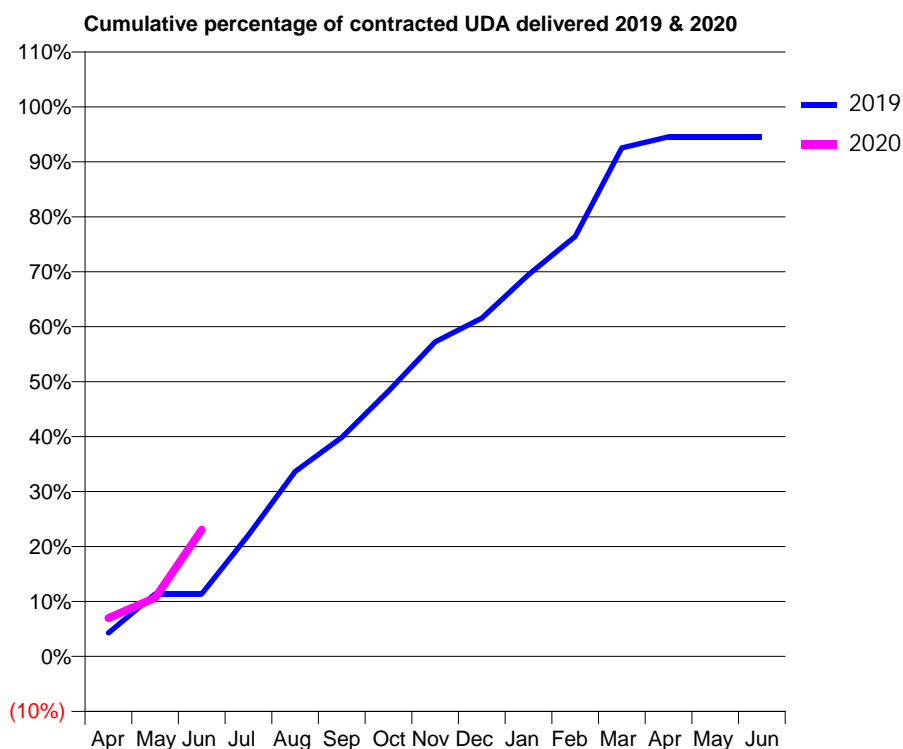
19/20 Contracted general activity (UDA)	1,700
Carry forward general activity (UDA)	0
19/20 Contracted orthodontic activity (UOA)	0
Carry forward orthodontic activity (UOA)	0
Baseline contract value	£35,665.44

ACCESS*

Patients seen in 24 months	Total	Change since previous quarter
Quarter ending June 2018	933	
Quarter ending September 2018	944	→
Quarter ending December 2018	927	↓
Quarter ending March 2019	953	↑
Quarter ending June 2019	961	→
Variance since June 2018	3.0%	↑



ACTIVITY



Month	2019	2020
April	73	118
May	193	182
June	193	392
July	376	
August	572	
September	677	
October	821	
November	973	
December	1,047	
January	1,181	
February	1,299	
March	1,573	
April	1,607	
May	1,607	
June	1,607	

QUALITY

	Quantity	Base Number	Contract	AT	Region	England
% of FP17s for the same patient ID Re-attending within 3 months - Children	27	307	8.8%	10.1%	11.2%	11.4%
% of FP17s for the same patient ID Re-attending within 3 months - Adults	0	14	0.0%	13.6%	14.8%	15.4%
% of FP17s for the same patient ID Re-attending between 3 & 9 months - Children	156	307	50.8%	60.9%	60.9%	59.8%
% of FP17s for the same patient ID Re-attending between 3 & 9 months - Adults	12	14	85.7%	50.7%	53.2%	52.1%
% of FP17s for Band 1 Urgent Courses	4	301	1.3%	9.1%	8.3%	9.2%
% of FP17s Relating to Free Repair or Replacements	0	301	0.0%	0.7%	0.7%	0.7%
% of FP17s Relating to Continuations	14	301	4.7%	0.8%	0.8%	0.8%
% of Patients satisfied with the dentistry they have received	0	0	N/A	93.0%	93.2%	93.4%
% of Patients satisfied with the time they had to wait for an appointment	0	0	N/A	87.2%	88.5%	87.6%

* This is based on patients treated on this contract for their most recent course of treatment. Figures in italics indicate the base number of FP17s or Patient Questionnaire responses are less than 100. N/A is shown where the base number of responses is less than 10 during the period. % is calculated as Quantity/Base number*100

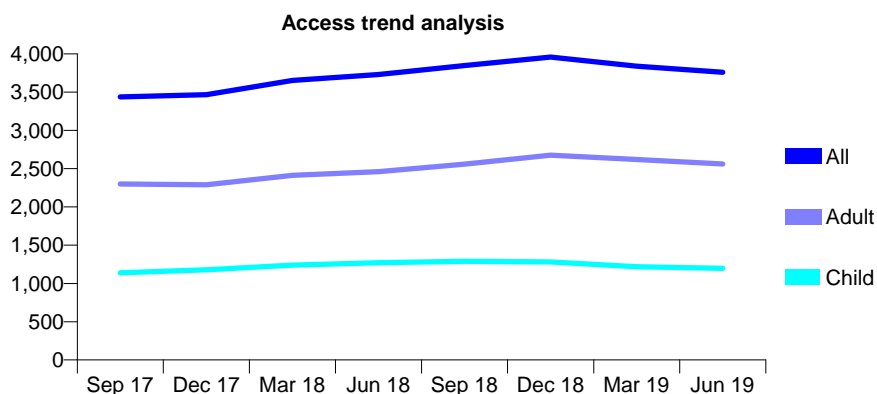
Q56 - Vital Signs At a Glance Contract Report for 124230/0001 - June 2019

Name or company name	Kenneth Ng Surgery Ltd
Contract type name	GDS Contract
Purpose of contract	General and Orthodontic
Contract start date	01/08/2008
Contract end date	

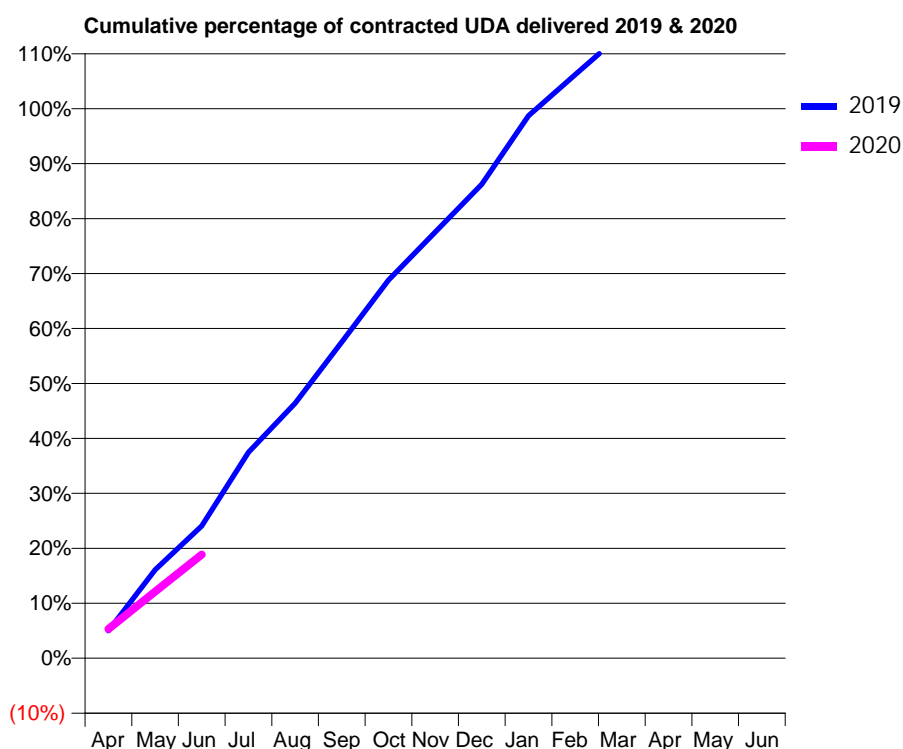
19/20 Contracted general activity (UDA)	9,367
Carry forward general activity (UDA)	0
19/20 Contracted orthodontic activity (UOA)	151
Carry forward orthodontic activity (UOA)	0
Baseline contract value	£251,607.57

ACCESS*

Patients seen in 24 months	Total	Change since previous quarter
Quarter ending June 2018	3,730	
Quarter ending September 2018	3,848	↑
Quarter ending December 2018	3,958	↑
Quarter ending March 2019	3,838	↓
Quarter ending June 2019	3,758	↓
Variance since June 2018	0.8%	→



ACTIVITY



Month	2019	2020
April	466	499
May	1,503	1,138
June	2,247	1,768
July	3,501	
August	4,335	
September	5,373	
October	6,427	
November	7,243	
December	8,055	
January	9,220	
February	9,920	
March	10,606	
April	10,656	
May	10,658	
June	10,655	

QUALITY

	Quantity	Base Number	Contract	AT	Region	England
% of FP17s for the same patient ID Re-attending within 3 months - Children	20	406	4.9%	10.1%	11.2%	11.4%
% of FP17s for the same patient ID Re-attending within 3 months - Adults	70	624	11.2%	13.6%	14.8%	15.4%
% of FP17s for the same patient ID Re-attending between 3 & 9 months - Children	268	406	66.0%	60.9%	60.9%	59.8%
% of FP17s for the same patient ID Re-attending between 3 & 9 months - Adults	342	624	54.8%	50.7%	53.2%	52.1%
% of FP17s for Band 1 Urgent Courses	59	989	6.0%	9.1%	8.3%	9.2%
% of FP17s Relating to Free Repair or Replacements	6	989	0.6%	0.7%	0.7%	0.7%
% of FP17s Relating to Continuations	3	989	0.3%	0.8%	0.8%	0.8%
% of Patients satisfied with the dentistry they have received	2	2	N/A	93.0%	93.2%	93.4%
% of Patients satisfied with the time they had to wait for an appointment	2	2	N/A	87.2%	88.5%	87.6%

* This is based on patients treated on this contract for their most recent course of treatment.

Figures in italics indicate the base number of FP17s or Patient Questionnaire responses are less than 100. N/A is shown where the base number of responses is less than 10 during the period. % is calculated as Quantity/Base number*100

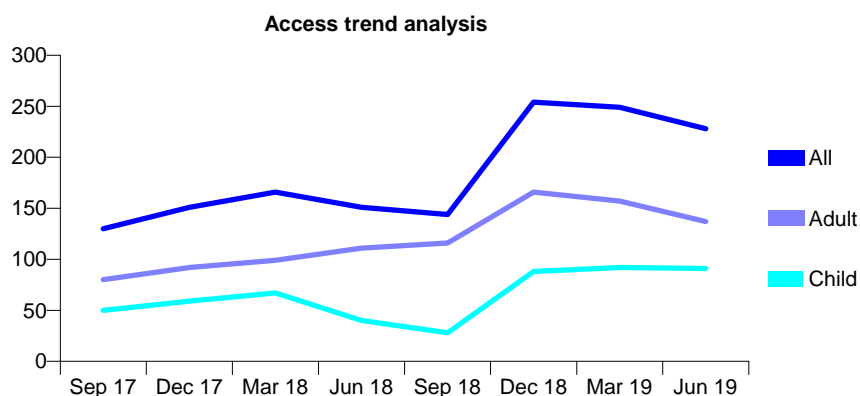
Q56 - Vital Signs At a Glance Contract Report for 124338/0001 - June 2019

Name or company name	Wood, Bryant & Coyle
Contract type name	GDS Contract
Purpose of contract	General
Contract start date	01/09/2015
Contract end date	

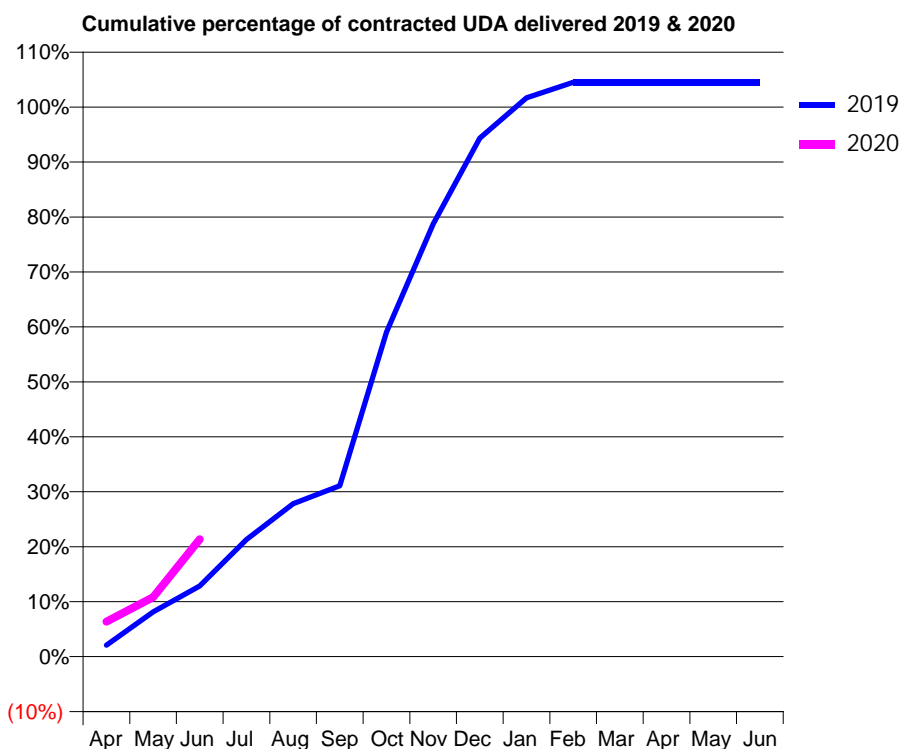
19/20 Contracted general activity (UDA)	427
Carry forward general activity (UDA)	0
19/20 Contracted orthodontic activity (UOA)	0
Carry forward orthodontic activity (UOA)	0
Baseline contract value	£10,971.87

ACCESS*

Patients seen in 24 months	Total	Change since previous quarter
Quarter ending June 2018	151	
Quarter ending September 2018	144	↓
Quarter ending December 2018	254	↑
Quarter ending March 2019	249	↓
Quarter ending June 2019	228	↓
Variance since June 2018	51.0%	↑



ACTIVITY



Month	Adjusted Scheduled Activity (UDA)	
	2019	2020
April	9	27
May	35	46
June	55	91
July	91	
August	119	
September	133	
October	252	
November	336	
December	403	
January	434	
February	446	
March	446	
April	446	
May	446	
June	446	

QUALITY

	Quantity	Base Number	Contract	AT	Region	England
% of FP17s for the same patient ID Re-attending within 3 months - Children	0	25	0.0%	10.1%	11.2%	11.4%
% of FP17s for the same patient ID Re-attending within 3 months - Adults	0	26	0.0%	13.6%	14.8%	15.4%
% of FP17s for the same patient ID Re-attending between 3 & 9 months - Children	7	25	28.0%	60.9%	60.9%	59.8%
% of FP17s for the same patient ID Re-attending between 3 & 9 months - Adults	15	26	57.7%	50.7%	53.2%	52.1%
% of FP17s for Band 1 Urgent Courses	1	51	2.0%	9.1%	8.3%	9.2%
% of FP17s Relating to Free Repair or Replacements	0	51	0.0%	0.7%	0.7%	0.7%
% of FP17s Relating to Continuations	0	51	0.0%	0.8%	0.8%	0.8%
% of Patients satisfied with the dentistry they have received	0	0	N/A	93.0%	93.2%	93.4%
% of Patients satisfied with the time they had to wait for an appointment	0	0	N/A	87.2%	88.5%	87.6%

* This is based on patients treated on this contract for their most recent course of treatment. Figures in italics indicate the base number of FP17s or Patient Questionnaire responses are less than 100. N/A is shown where the base number of responses is less than 10 during the period. % is calculated as Quantity/Base number*100

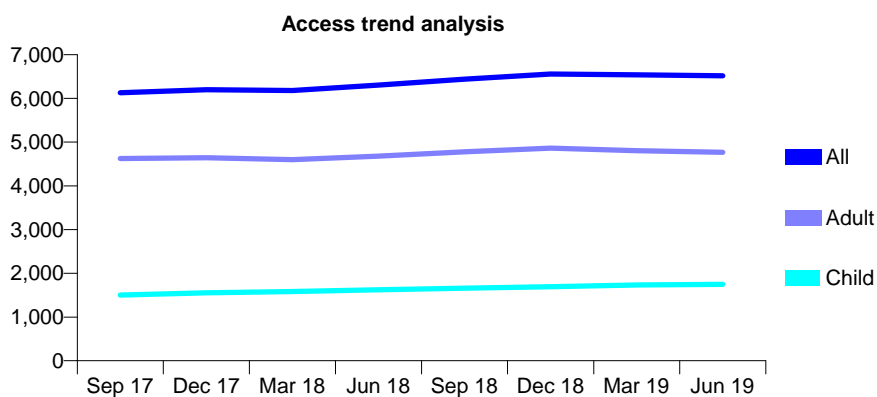
Q56 - Vital Signs At a Glance Contract Report for 124923/0001 - June 2019

Name or company name	Great Shelford Dental Practice Ltd
Contract type name	GDS Contract
Purpose of contract	General
Contract start date	01/11/2014
Contract end date	

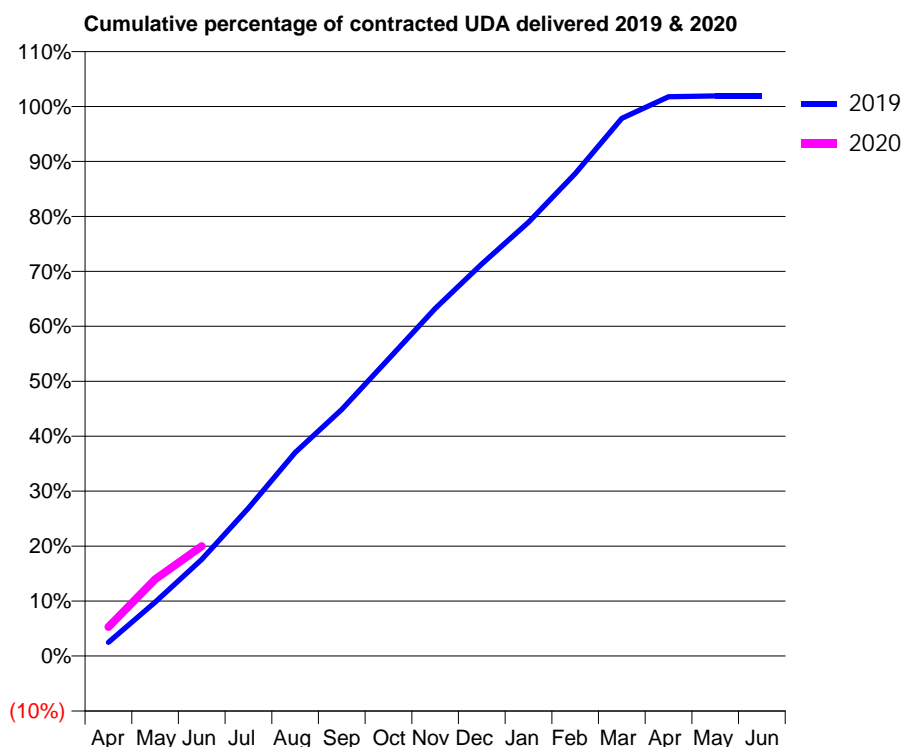
19/20 Contracted general activity (UDA)	14,267
Carry forward general activity (UDA)	0
19/20 Contracted orthodontic activity (UOA)	0
Carry forward orthodontic activity (UOA)	0
Baseline contract value	£356,524.35

ACCESS*

Patients seen in 24 months	Total	Change since previous quarter
Quarter ending June 2018	6,303	
Quarter ending September 2018	6,440	↑
Quarter ending December 2018	6,557	→
Quarter ending March 2019	6,539	→
Quarter ending June 2019	6,518	→
Variance since June 2018	3.4%	↑



ACTIVITY



Month	Adjusted Scheduled Activity (UDA)	
	2019	2020
April	354	756
May	1,397	1,991
June	2,510	2,852
July	3,843	
August	5,286	
September	6,401	
October	7,708	
November	9,023	
December	10,177	
January	11,261	
February	12,524	
March	13,958	
April	14,519	
May	14,540	
June	14,540	

QUALITY

	Quantity	Base Number	Contract	AT	Region	England
% of FP17s for the same patient ID Re-attending within 3 months - Children	62	674	9.2%	10.1%	11.2%	11.4%
% of FP17s for the same patient ID Re-attending within 3 months - Adults	202	1,415	14.3%	13.6%	14.8%	15.4%
% of FP17s for the same patient ID Re-attending between 3 & 9 months - Children	388	674	57.6%	60.9%	60.9%	59.8%
% of FP17s for the same patient ID Re-attending between 3 & 9 months - Adults	671	1,415	47.4%	50.7%	53.2%	52.1%
% of FP17s for Band 1 Urgent Courses	159	1,770	9.0%	9.1%	8.3%	9.2%
% of FP17s Relating to Free Repair or Replacements	7	1,770	0.4%	0.7%	0.7%	0.7%
% of FP17s Relating to Continuations	3	1,770	0.2%	0.8%	0.8%	0.8%
% of Patients satisfied with the dentistry they have received	4	5	N/A	93.0%	93.2%	93.4%
% of Patients satisfied with the time they had to wait for an appointment	5	5	N/A	87.2%	88.5%	87.6%

* This is based on patients treated on this contract for their most recent course of treatment. Figures in italics indicate the base number of FP17s or Patient Questionnaire responses are less than 100. N/A is shown where the base number of responses is less than 10 during the period. % is calculated as Quantity/Base number*100

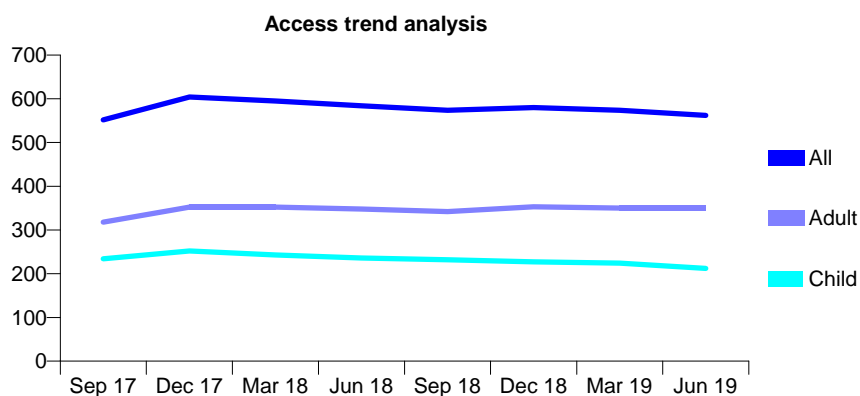
Q56 - Vital Signs At a Glance Contract Report for 125776/0003 - June 2019

Name or company name	Apex Dental Care Ltd
Contract type name	GDS Contract
Purpose of contract	General
Contract start date	01/06/2009
Contract end date	

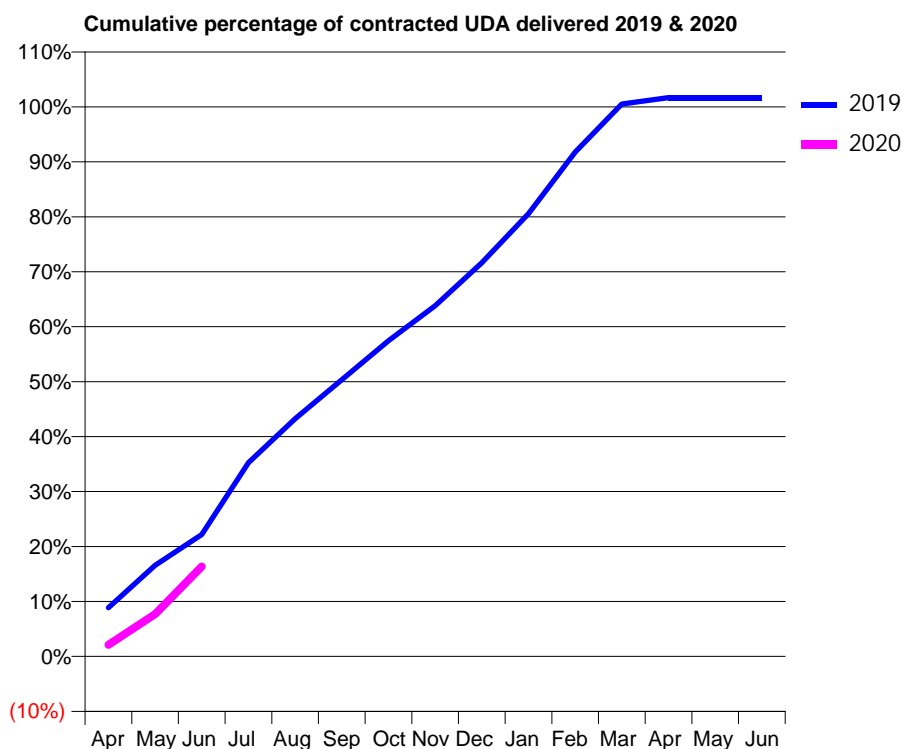
19/20 Contracted general activity (UDA)	1,202
Carry forward general activity (UDA)	0
19/20 Contracted orthodontic activity (UOA)	0
Carry forward orthodontic activity (UOA)	0
Baseline contract value	£28,266.76

ACCESS*

Patients seen in 24 months	Total	Change since previous quarter
Quarter ending June 2018	584	
Quarter ending September 2018	574	↓
Quarter ending December 2018	580	→
Quarter ending March 2019	574	↓
Quarter ending June 2019	562	↓
Variance since June 2018	(3.8%)	↓



ACTIVITY



Adjusted Scheduled Activity (UDA)		
Month	2019	2020
April	107	25
May	199	93
June	267	197
July	424	
August	520	
September	605	
October	691	
November	767	
December	861	
January	969	
February	1,103	
March	1,208	
April	1,222	
May	1,222	
June	1,222	

QUALITY

	Quantity	Base Number	Contract	AT	Region	England
% of FP17s for the same patient ID Re-attending within 3 months - Children	3	64	4.7%	10.1%	11.2%	11.4%
% of FP17s for the same patient ID Re-attending within 3 months - Adults	4	90	4.4%	13.6%	14.8%	15.4%
% of FP17s for the same patient ID Re-attending between 3 & 9 months - Children	47	64	73.4%	60.9%	60.9%	59.8%
% of FP17s for the same patient ID Re-attending between 3 & 9 months - Adults	43	90	47.8%	50.7%	53.2%	52.1%
% of FP17s for Band 1 Urgent Courses	9	144	6.3%	9.1%	8.3%	9.2%
% of FP17s Relating to Free Repair or Replacements	0	144	0.0%	0.7%	0.7%	0.7%
% of FP17s Relating to Continuations	0	144	0.0%	0.8%	0.8%	0.8%
% of Patients satisfied with the dentistry they have received	0	0	N/A	93.0%	93.2%	93.4%
% of Patients satisfied with the time they had to wait for an appointment	0	0	N/A	87.2%	88.5%	87.6%

* This is based on patients treated on this contract for their most recent course of treatment. Figures in italics indicate the base number of FP17s or Patient Questionnaire responses are less than 100. N/A is shown where the base number of responses is less than 10 during the period. % is calculated as Quantity/Base number*100

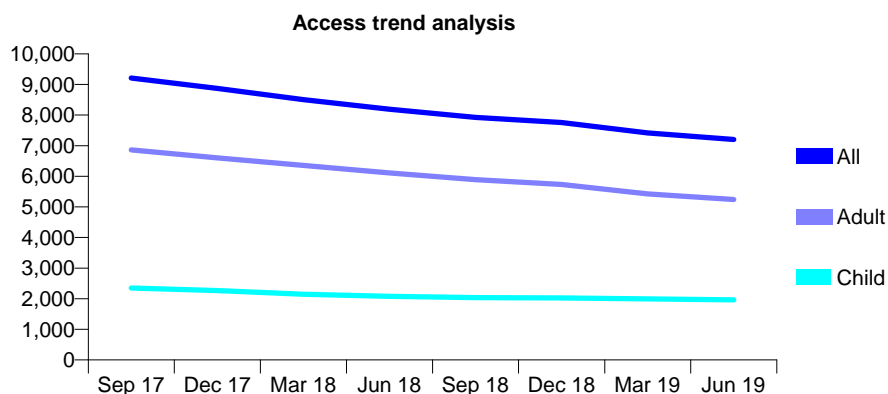
Q56 - Vital Signs At a Glance Contract Report for 125776/0010 - June 2019

Name or company name	Apex Dental Care Ltd
Contract type name	GDS Contract
Purpose of contract	General
Contract start date	01/04/2011
Contract end date	

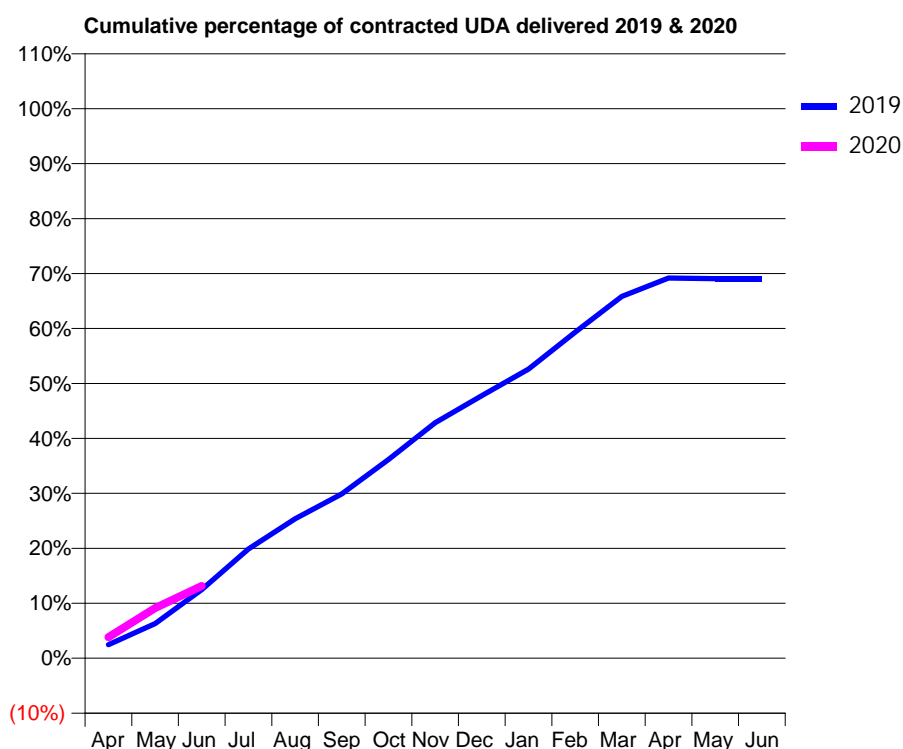
19/20 Contracted general activity (UDA)	26,362
Carry forward general activity (UDA)	0
19/20 Contracted orthodontic activity (UOA)	0
Carry forward orthodontic activity (UOA)	0
Baseline contract value	£705,979.91

ACCESS*

Patients seen in 24 months	Total	Change since previous quarter
Quarter ending June 2018	8,190	
Quarter ending September 2018	7,925	↓
Quarter ending December 2018	7,756	↓
Quarter ending March 2019	7,417	↓
Quarter ending June 2019	7,201	↓
Variance since June 2018	(12.1%)	↓



ACTIVITY



Month	2019	2020
April	652	1,007
May	1,661	2,407
June	3,289	3,468
July	5,244	
August	6,694	
September	7,876	
October	9,526	
November	11,293	
December	12,596	
January	13,864	
February	15,642	
March	17,351	
April	18,237	
May	18,208	
June	18,206	

QUALITY

	Quantity	Base Number	Contract	AT	Region	England
% of FP17s for the same patient ID Re-attending within 3 months - Children	60	678	8.8%	10.1%	11.2%	11.4%
% of FP17s for the same patient ID Re-attending within 3 months - Adults	268	1,654	16.2%	13.6%	14.8%	15.4%
% of FP17s for the same patient ID Re-attending between 3 & 9 months - Children	401	678	59.1%	60.9%	60.9%	59.8%
% of FP17s for the same patient ID Re-attending between 3 & 9 months - Adults	829	1,654	50.1%	50.7%	53.2%	52.1%
% of FP17s for Band 1 Urgent Courses	235	1,930	12.2%	9.1%	8.3%	9.2%
% of FP17s Relating to Free Repair or Replacements	16	1,930	0.8%	0.7%	0.7%	0.7%
% of FP17s Relating to Continuations	4	1,930	0.2%	0.8%	0.8%	0.8%
% of Patients satisfied with the dentistry they have received	0	0	N/A	93.0%	93.2%	93.4%
% of Patients satisfied with the time they had to wait for an appointment	0	0	N/A	87.2%	88.5%	87.6%

* This is based on patients treated on this contract for their most recent course of treatment.

Figures in italics indicate the base number of FP17s or Patient Questionnaire responses are less than 100. N/A is shown where the base number of responses is less than 10 during the period. % is calculated as Quantity/Base number*100

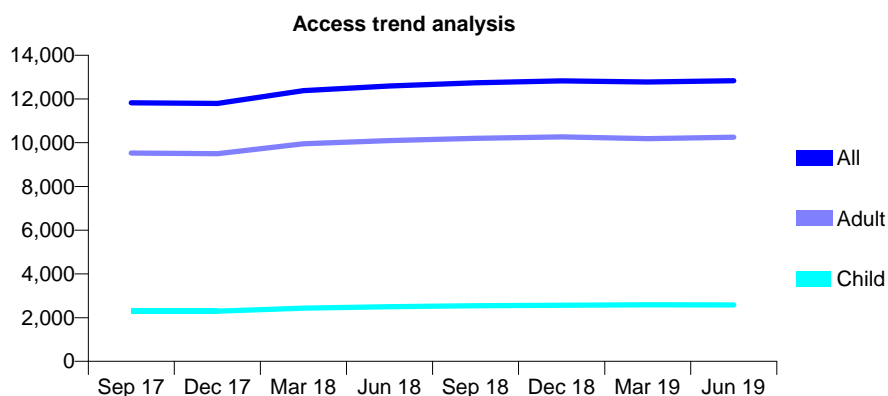
Q56 - Vital Signs At a Glance Contract Report for 126225/0001 - June 2019

Name or company name	Dr P Vaid, Dr S Radia and Dr S Shah
Contract type name	GDS Contract
Purpose of contract	General
Contract start date	01/04/2014
Contract end date	

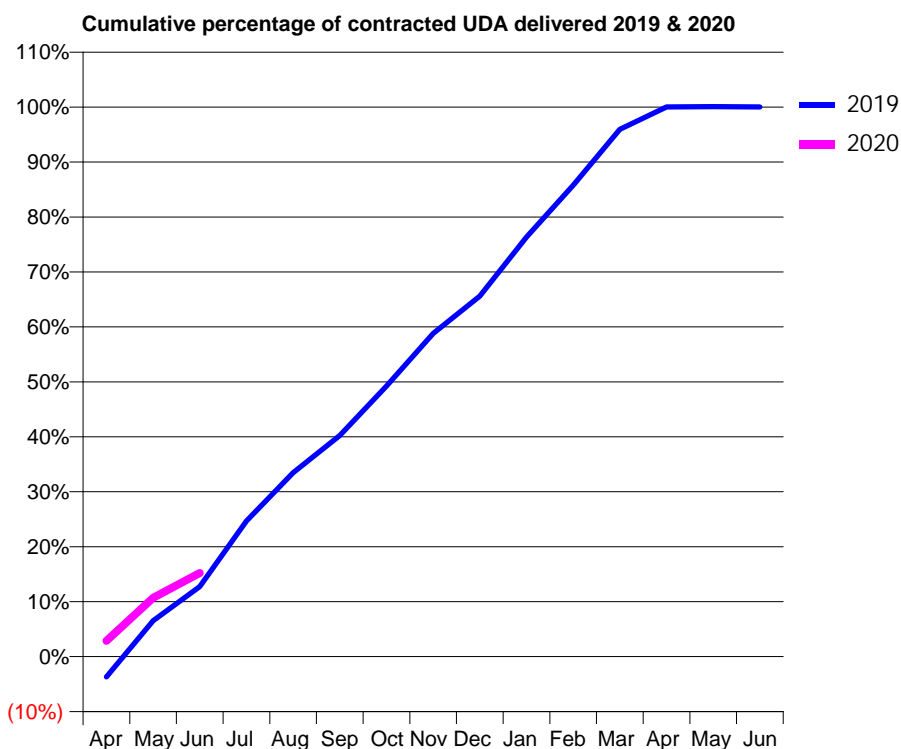
19/20 Contracted general activity (UDA)	42,332
Carry forward general activity (UDA)	0
19/20 Contracted orthodontic activity (UOA)	0
Carry forward orthodontic activity (UOA)	0
Baseline contract value	£1,368,768.97

ACCESS*

Patients seen in 24 months	Total	Change since previous quarter
Quarter ending June 2018	12,593	
Quarter ending September 2018	12,742	→
Quarter ending December 2018	12,826	→
Quarter ending March 2019	12,774	→
Quarter ending June 2019	12,839	→
Variance since June 2018	2.0%	→



ACTIVITY



Month	Adjusted Scheduled Activity (UDA)	
	2019	2020
April	-1,495	1,216
May	2,636	4,535
June	5,141	6,447
July	9,962	
August	13,503	
September	16,236	
October	19,850	
November	23,715	
December	26,457	
January	30,782	
February	34,597	
March	38,692	
April	40,339	
May	40,360	
June	40,341	

QUALITY

	Quantity	Base Number	Contract	AT	Region	England
% of FP17s for the same patient ID Re-attending within 3 months - Children	53	739	7.2%	10.1%	11.2%	11.4%
% of FP17s for the same patient ID Re-attending within 3 months - Adults	317	2,830	11.2%	13.6%	14.8%	15.4%
% of FP17s for the same patient ID Re-attending between 3 & 9 months - Children	441	739	59.7%	60.9%	60.9%	59.8%
% of FP17s for the same patient ID Re-attending between 3 & 9 months - Adults	1,045	2,830	36.9%	50.7%	53.2%	52.1%
% of FP17s for Band 1 Urgent Courses	303	3,036	10.0%	9.1%	8.3%	9.2%
% of FP17s Relating to Free Repair or Replacements	27	3,036	0.9%	0.7%	0.7%	0.7%
% of FP17s Relating to Continuations	38	3,036	1.3%	0.8%	0.8%	0.8%
% of Patients satisfied with the dentistry they have received	4	4	N/A	93.0%	93.2%	93.4%
% of Patients satisfied with the time they had to wait for an appointment	3	4	N/A	87.2%	88.5%	87.6%

* This is based on patients treated on this contract for their most recent course of treatment. Figures in italics indicate the base number of FP17s or Patient Questionnaire responses are less than 100. N/A is shown where the base number of responses is less than 10 during the period. % is calculated as Quantity/Base number*100

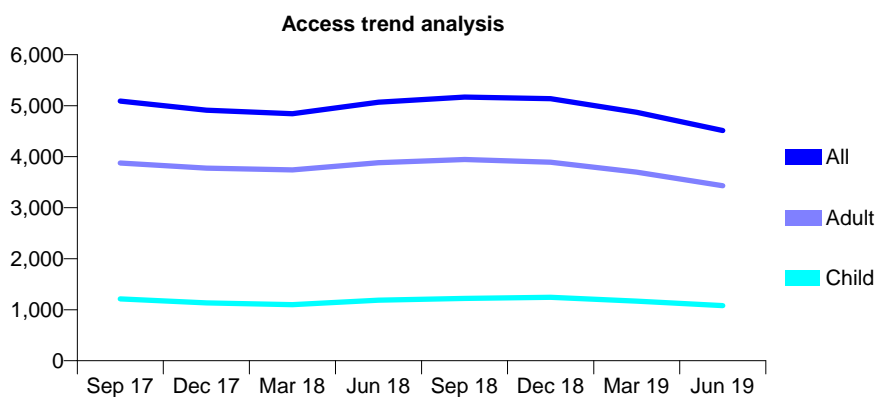
Q56 - Vital Signs At a Glance Contract Report for 127809/0001 - June 2019

Name or company name	S Emami, M Dehghanpour, J Vaghela, J Va
Contract type name	GDS Contract
Purpose of contract	General
Contract start date	01/11/2010
Contract end date	

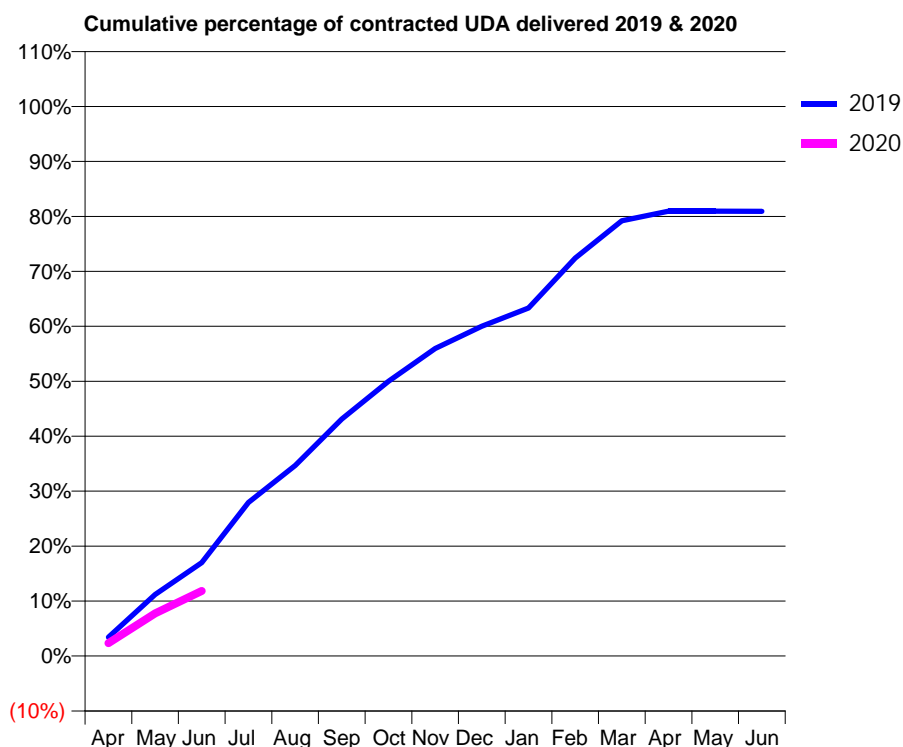
19/20 Contracted general activity (UDA)	16,500
Carry forward general activity (UDA)	0
19/20 Contracted orthodontic activity (UOA)	0
Carry forward orthodontic activity (UOA)	0
Baseline contract value	£398,113.93

ACCESS*

Patients seen in 24 months	Total	Change since previous quarter
Quarter ending June 2018	5,069	
Quarter ending September 2018	5,168	→
Quarter ending December 2018	5,136	→
Quarter ending March 2019	4,869	↓
Quarter ending June 2019	4,513	↓
Variance since June 2018	(11.0%)	↓



ACTIVITY



Month	Adjusted Scheduled Activity (UDA)	
	2019	2020
April	568	386
May	1,848	1,278
June	2,804	1,957
July	4,611	
August	5,721	
September	7,114	
October	8,248	
November	9,233	
December	9,899	
January	10,449	
February	11,951	
March	13,067	
April	13,355	
May	13,354	
June	13,353	

QUALITY

	Quantity	Base Number	Contract	AT	Region	England
% of FP17s for the same patient ID Re-attending within 3 months - Children	34	330	10.3%	10.1%	11.2%	11.4%
% of FP17s for the same patient ID Re-attending within 3 months - Adults	64	802	8.0%	13.6%	14.8%	15.4%
% of FP17s for the same patient ID Re-attending between 3 & 9 months - Children	200	330	60.6%	60.9%	60.9%	59.8%
% of FP17s for the same patient ID Re-attending between 3 & 9 months - Adults	440	802	54.9%	50.7%	53.2%	52.1%
% of FP17s for Band 1 Urgent Courses	108	1,015	10.6%	9.1%	8.3%	9.2%
% of FP17s Relating to Free Repair or Replacements	9	1,015	0.9%	0.7%	0.7%	0.7%
% of FP17s Relating to Continuations	0	1,015	0.0%	0.8%	0.8%	0.8%
% of Patients satisfied with the dentistry they have received	2	3	N/A	93.0%	93.2%	93.4%
% of Patients satisfied with the time they had to wait for an appointment	2	3	N/A	87.2%	88.5%	87.6%

* This is based on patients treated on this contract for their most recent course of treatment. Figures in italics indicate the base number of FP17s or Patient Questionnaire responses are less than 100. N/A is shown where the base number of responses is less than 10 during the period. % is calculated as Quantity/Base number*100

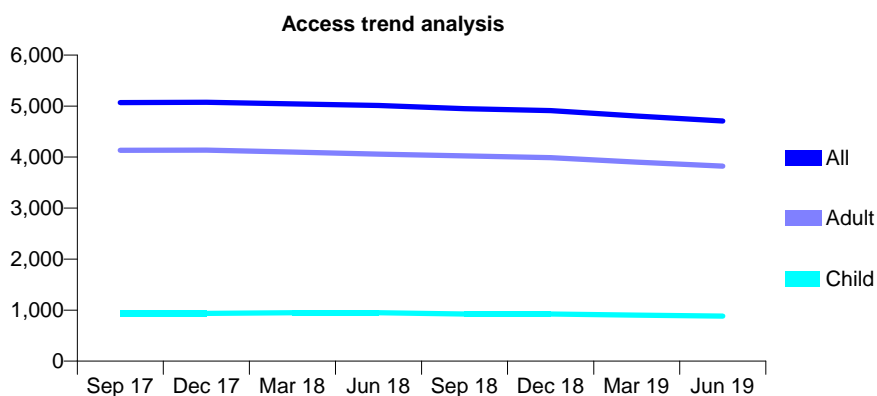
Q56 - Vital Signs At a Glance Contract Report for 128767/0001 - June 2019

Name or company name	Hejazifar, Namazy, and Namazy
Contract type name	GDS Contract
Purpose of contract	General
Contract start date	01/04/2013
Contract end date	

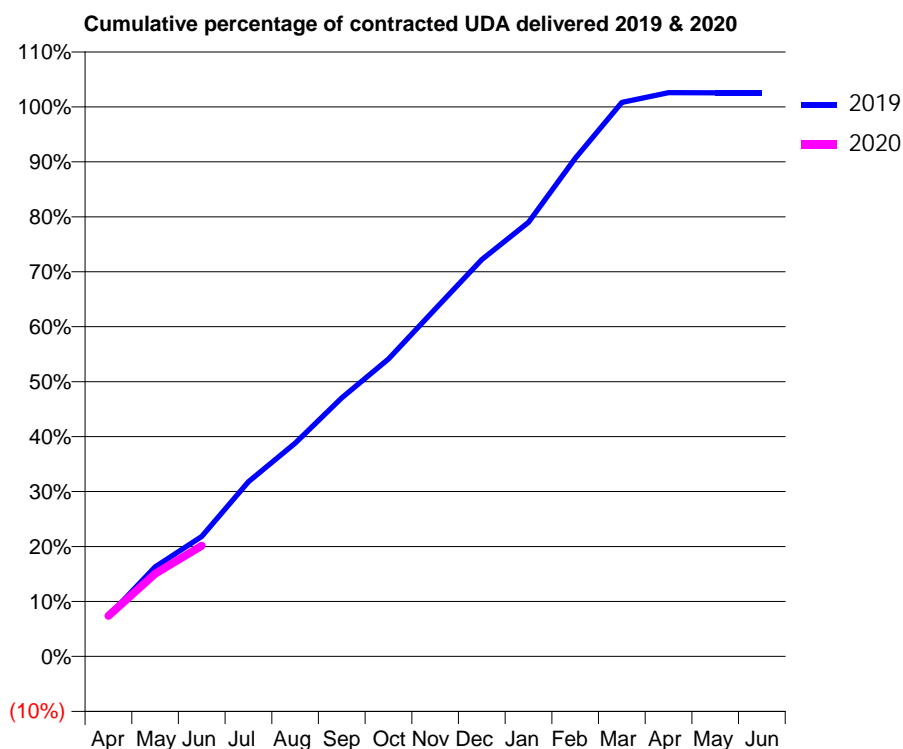
19/20 Contracted general activity (UDA)	14,333
Carry forward general activity (UDA)	0
19/20 Contracted orthodontic activity (UOA)	0
Carry forward orthodontic activity (UOA)	0
Baseline contract value	£356,558.55

ACCESS*

Patients seen in 24 months	Total	Change since previous quarter
Quarter ending June 2018	5,010	
Quarter ending September 2018	4,951	↓
Quarter ending December 2018	4,911	→
Quarter ending March 2019	4,803	↓
Quarter ending June 2019	4,706	↓
Variance since June 2018	(6.1%)	↓



ACTIVITY



Month	2019	2020
April	1,056	1,058
May	2,334	2,157
June	3,129	2,886
July	4,553	
August	5,565	
September	6,741	
October	7,759	
November	9,059	
December	10,348	
January	11,325	
February	12,993	
March	14,449	
April	14,703	
May	14,700	
June	14,700	

QUALITY

	Quantity	Base Number	Contract	AT	Region	England
% of FP17s for the same patient ID Re-attending within 3 months - Children	29	341	8.5%	10.1%	11.2%	11.4%
% of FP17s for the same patient ID Re-attending within 3 months - Adults	134	1,279	10.5%	13.6%	14.8%	15.4%
% of FP17s for the same patient ID Re-attending between 3 & 9 months - Children	243	341	71.3%	60.9%	60.9%	59.8%
% of FP17s for the same patient ID Re-attending between 3 & 9 months - Adults	781	1,279	61.1%	50.7%	53.2%	52.1%
% of FP17s for Band 1 Urgent Courses	98	1,472	6.7%	9.1%	8.3%	9.2%
% of FP17s Relating to Free Repair or Replacements	13	1,472	0.9%	0.7%	0.7%	0.7%
% of FP17s Relating to Continuations	0	1,472	0.0%	0.8%	0.8%	0.8%
% of Patients satisfied with the dentistry they have received	6	7	N/A	93.0%	93.2%	93.4%
% of Patients satisfied with the time they had to wait for an appointment	7	7	N/A	87.2%	88.5%	87.6%

* This is based on patients treated on this contract for their most recent course of treatment. Figures in italics indicate the base number of FP17s or Patient Questionnaire responses are less than 100. N/A is shown where the base number of responses is less than 10 during the period. % is calculated as Quantity/Base number*100

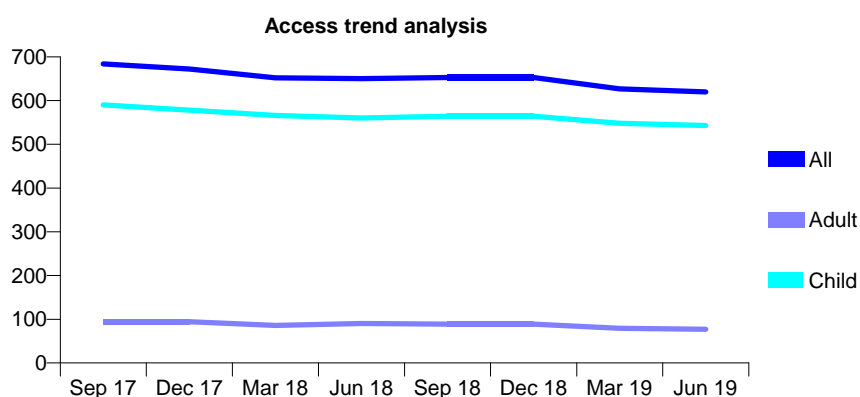
Q56 - Vital Signs At a Glance Contract Report for 128953/0002 - June 2019

Name or company name	Cathedral Dental Practice Ltd
Contract type name	GDS Contract
Purpose of contract	General
Contract start date	01/04/2015
Contract end date	

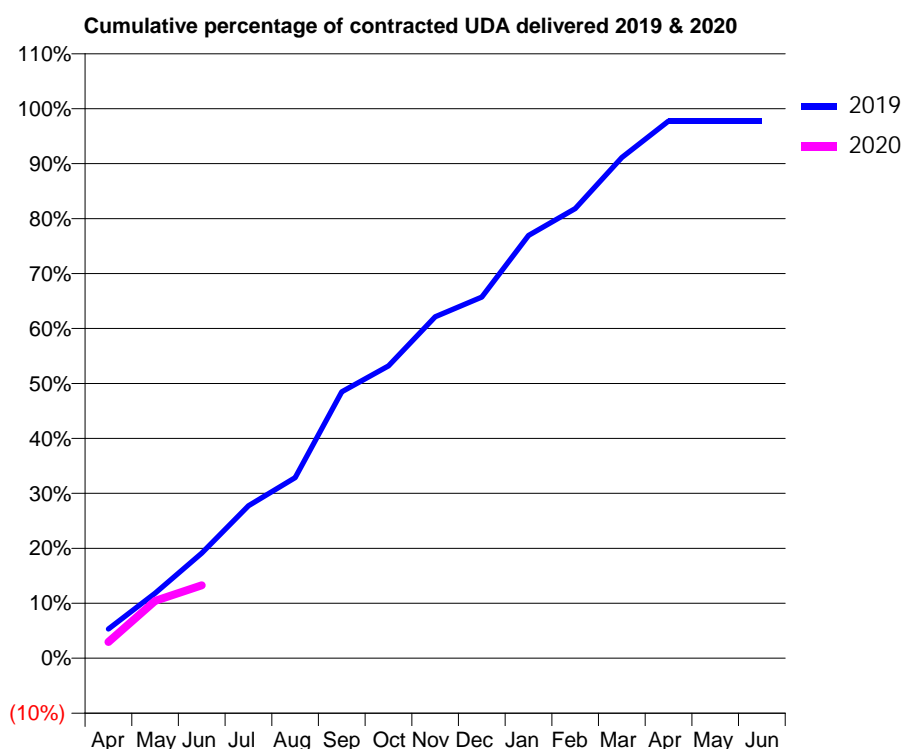
19/20 Contracted general activity (UDA)	1,210
Carry forward general activity (UDA)	0
19/20 Contracted orthodontic activity (UOA)	0
Carry forward orthodontic activity (UOA)	0
Baseline contract value	£27,913.38

ACCESS*

Patients seen in 24 months	Total	Change since previous quarter
Quarter ending June 2018	650	
Quarter ending September 2018	653	→
Quarter ending December 2018	653	→
Quarter ending March 2019	627	↓
Quarter ending June 2019	620	↓
Variance since June 2018	(4.6%)	↓



ACTIVITY



Adjusted Scheduled Activity (UDA)		
Month	2019	2020
April	64	36
May	143	126
June	231	160
July	336	
August	398	
September	586	
October	644	
November	752	
December	795	
January	931	
February	990	
March	1,102	
April	1,183	
May	1,183	
June	1,183	

QUALITY

	Quantity	Base Number	Contract	AT	Region	England
% of FP17s for the same patient ID Re-attending within 3 months - Children	13	175	7.4%	10.1%	11.2%	11.4%
% of FP17s for the same patient ID Re-attending within 3 months - Adults	0	8	0.0%	13.6%	14.8%	15.4%
% of FP17s for the same patient ID Re-attending between 3 & 9 months - Children	117	175	66.9%	60.9%	60.9%	59.8%
% of FP17s for the same patient ID Re-attending between 3 & 9 months - Adults	5	8	62.5%	50.7%	53.2%	52.1%
% of FP17s for Band 1 Urgent Courses	2	122	1.6%	9.1%	8.3%	9.2%
% of FP17s Relating to Free Repair or Replacements	0	122	0.0%	0.7%	0.7%	0.7%
% of FP17s Relating to Continuations	0	122	0.0%	0.8%	0.8%	0.8%
% of Patients satisfied with the dentistry they have received	0	0	N/A	93.0%	93.2%	93.4%
% of Patients satisfied with the time they had to wait for an appointment	0	0	N/A	87.2%	88.5%	87.6%

* This is based on patients treated on this contract for their most recent course of treatment.

Figures in italics indicate the base number of FP17s or Patient Questionnaire responses are less than 100. N/A is shown where the base number of responses is less than 10 during the period. % is calculated as Quantity/Base number*100

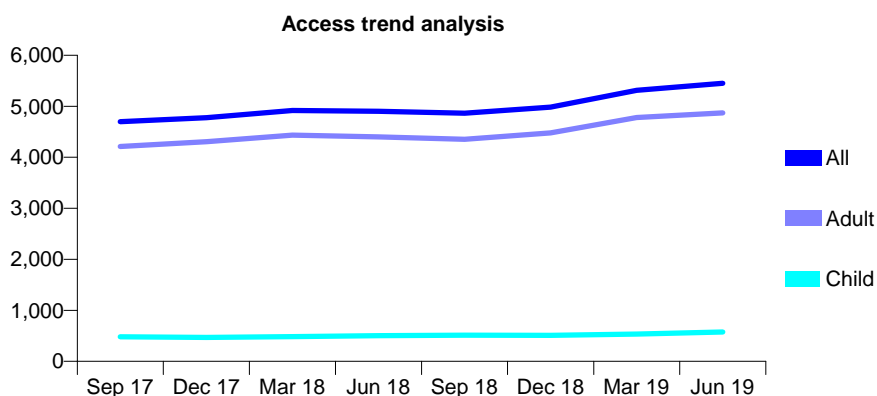
Q56 - Vital Signs At a Glance Contract Report for 132225/0001 - June 2019

Name or company name	Peterborough Dental Access Centre
Contract type name	PDS Contract
Purpose of contract	General
Contract start date	01/04/2006
Contract end date	30/09/2019

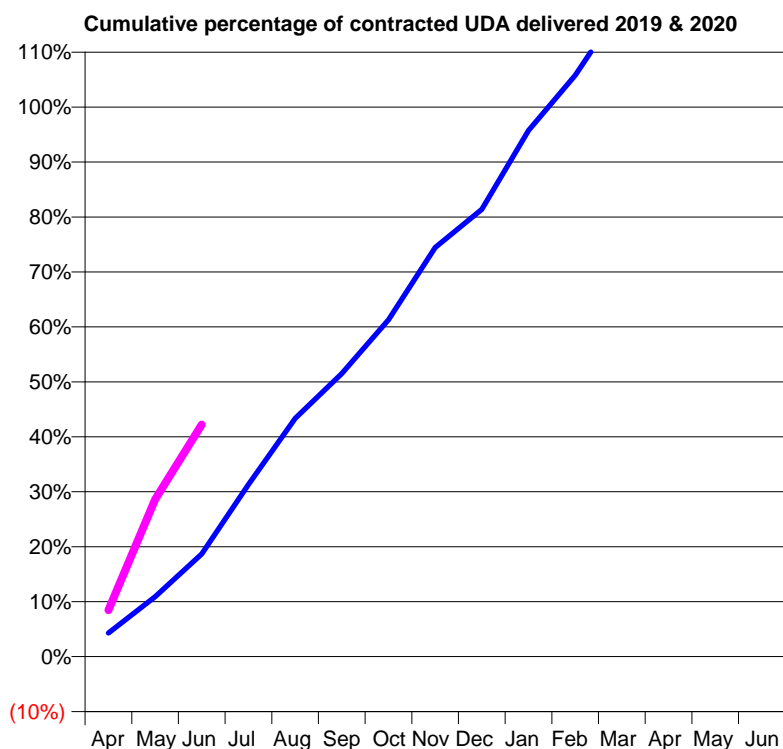
19/20 Contracted general activity (UDA)	2,000
Carry forward general activity (UDA)	0
19/20 Contracted orthodontic activity (UOA)	0
Carry forward orthodontic activity (UOA)	0
Baseline contract value	£98,526.02

ACCESS*

Patients seen in 24 months	Total	Change since previous quarter
Quarter ending June 2018	4,904	
Quarter ending September 2018	4,865	→
Quarter ending December 2018	4,985	↑
Quarter ending March 2019	5,315	↑
Quarter ending June 2019	5,449	↑
Variance since June 2018	11.1%	↑



ACTIVITY



Month	Adjusted Scheduled Activity (UDA)	
	2019	2020
April	172	169
May	437	572
June	747	844
July	1,252	
August	1,735	
September	2,060	
October	2,451	
November	2,978	
December	3,255	
January	3,830	
February	4,231	
March	4,736	
April	4,926	
May	4,925	
June	4,925	

QUALITY

	Quantity	Base Number	Contract	AT	Region	England
% of FP17s for the same patient ID Re-attending within 3 months - Children	14	165	8.5%	10.1%	11.2%	11.4%
% of FP17s for the same patient ID Re-attending within 3 months - Adults	77	832	9.3%	13.6%	14.8%	15.4%
% of FP17s for the same patient ID Re-attending between 3 & 9 months - Children	11	165	6.7%	60.9%	60.9%	59.8%
% of FP17s for the same patient ID Re-attending between 3 & 9 months - Adults	42	832	5.0%	50.7%	53.2%	52.1%
% of FP17s for Band 1 Urgent Courses	686	691	99.3%	9.1%	8.3%	9.2%
% of FP17s Relating to Free Repair or Replacements	0	691	0.0%	0.7%	0.7%	0.7%
% of FP17s Relating to Continuations	0	691	0.0%	0.8%	0.8%	0.8%
% of Patients satisfied with the dentistry they have received	0	0	N/A	93.0%	93.2%	93.4%
% of Patients satisfied with the time they had to wait for an appointment	0	0	N/A	87.2%	88.5%	87.6%

* This is based on patients treated on this contract for their most recent course of treatment. Figures in italics indicate the base number of FP17s or Patient Questionnaire responses are less than 100. N/A is shown where the base number of responses is less than 10 during the period. % is calculated as Quantity/Base number*100

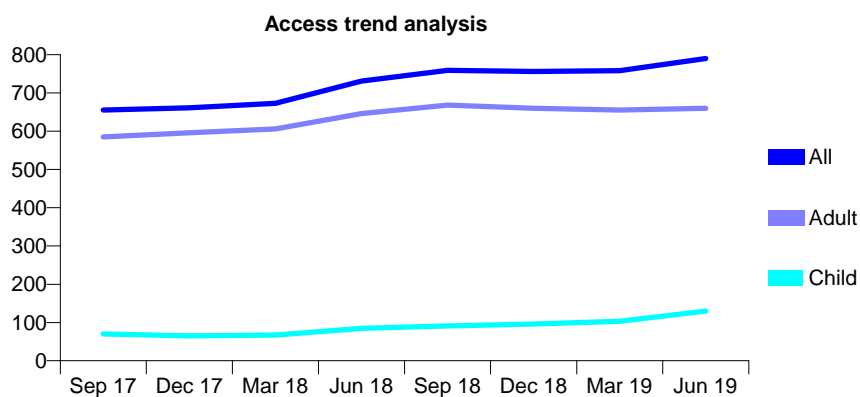
Q56 - Vital Signs At a Glance Contract Report for 132225/0002 - June 2019

Name or company name	Peterborough Dental Access Centre
Contract type name	PDS Contract
Purpose of contract	General
Contract start date	01/04/2011
Contract end date	30/09/2019

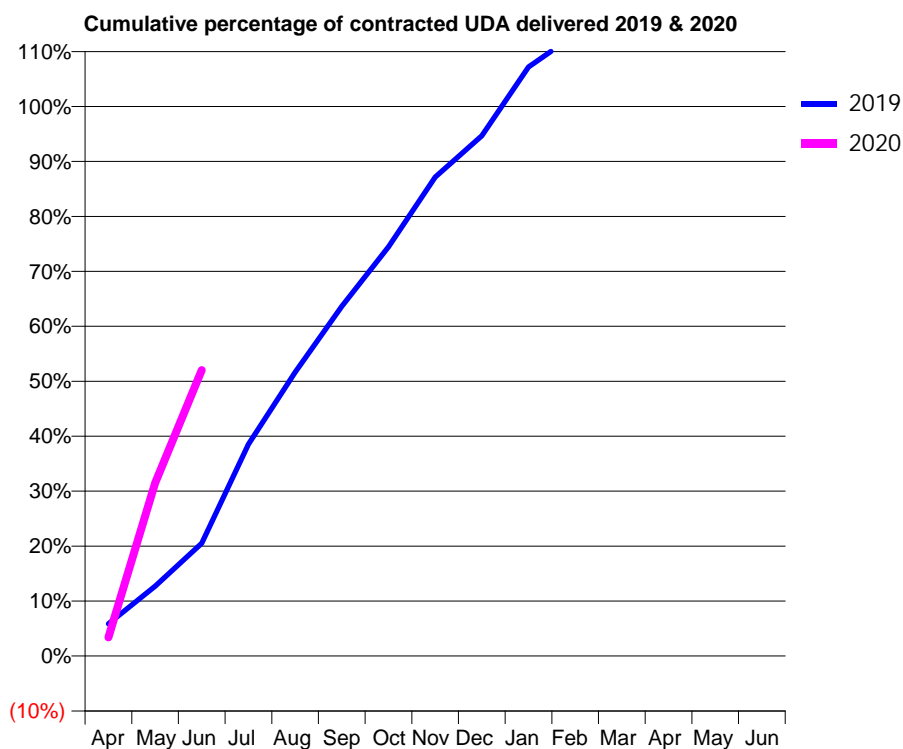
19/20 Contracted general activity (UDA)	316
Carry forward general activity (UDA)	0
19/20 Contracted orthodontic activity (UOA)	0
Carry forward orthodontic activity (UOA)	0
Baseline contract value	£19,032.15

ACCESS*

Patients seen in 24 months	Total	Change since previous quarter
Quarter ending June 2018	731	
Quarter ending September 2018	759	↑
Quarter ending December 2018	756	→
Quarter ending March 2019	758	→
Quarter ending June 2019	790	↑
Variance since June 2018	8.1%	↑



ACTIVITY



Month	Adjusted Scheduled Activity (UDA)	
	2019	2020
April	37	11
May	80	100
June	130	164
July	244	
August	326	
September	402	
October	470	
November	551	
December	598	
January	677	
February	715	
March	777	
April	812	
May	812	
June	812	

QUALITY

	Quantity	Base Number	Contract	AT	Region	England
% of FP17s for the same patient ID Re-attending within 3 months - Children	0	46	0.0%	10.1%	11.2%	11.4%
% of FP17s for the same patient ID Re-attending within 3 months - Adults	2	120	1.7%	13.6%	14.8%	15.4%
% of FP17s for the same patient ID Re-attending between 3 & 9 months - Children	0	46	0.0%	60.9%	60.9%	59.8%
% of FP17s for the same patient ID Re-attending between 3 & 9 months - Adults	0	120	0.0%	50.7%	53.2%	52.1%
% of FP17s for Band 1 Urgent Courses	137	137	100.0%	9.1%	8.3%	9.2%
% of FP17s Relating to Free Repair or Replacements	0	137	0.0%	0.7%	0.7%	0.7%
% of FP17s Relating to Continuations	0	137	0.0%	0.8%	0.8%	0.8%
% of Patients satisfied with the dentistry they have received	0	0	N/A	93.0%	93.2%	93.4%
% of Patients satisfied with the time they had to wait for an appointment	0	0	N/A	87.2%	88.5%	87.6%

* This is based on patients treated on this contract for their most recent course of treatment. Figures in italics indicate the base number of FP17s or Patient Questionnaire responses are less than 100. N/A is shown where the base number of responses is less than 10 during the period. % is calculated as Quantity/Base number*100

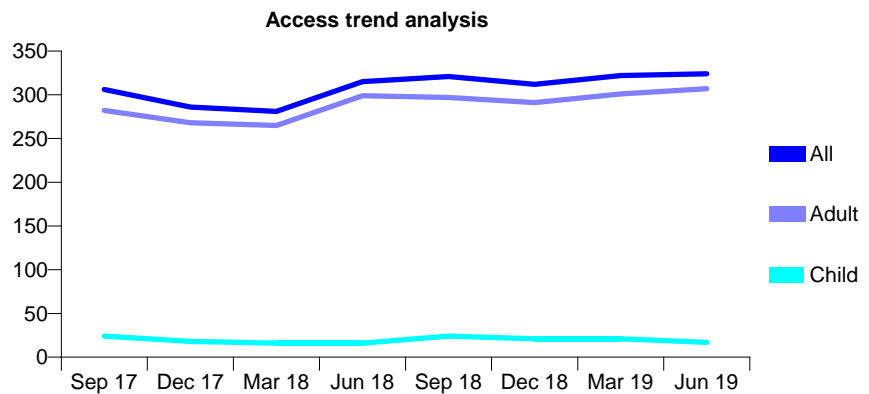
Q56 - Vital Signs At a Glance Contract Report for 132225/0003 - June 2019

Name or company name	Peterborough Dental Access Centre
Contract type name	PDS Contract
Purpose of contract	General
Contract start date	01/04/2011
Contract end date	30/09/2019

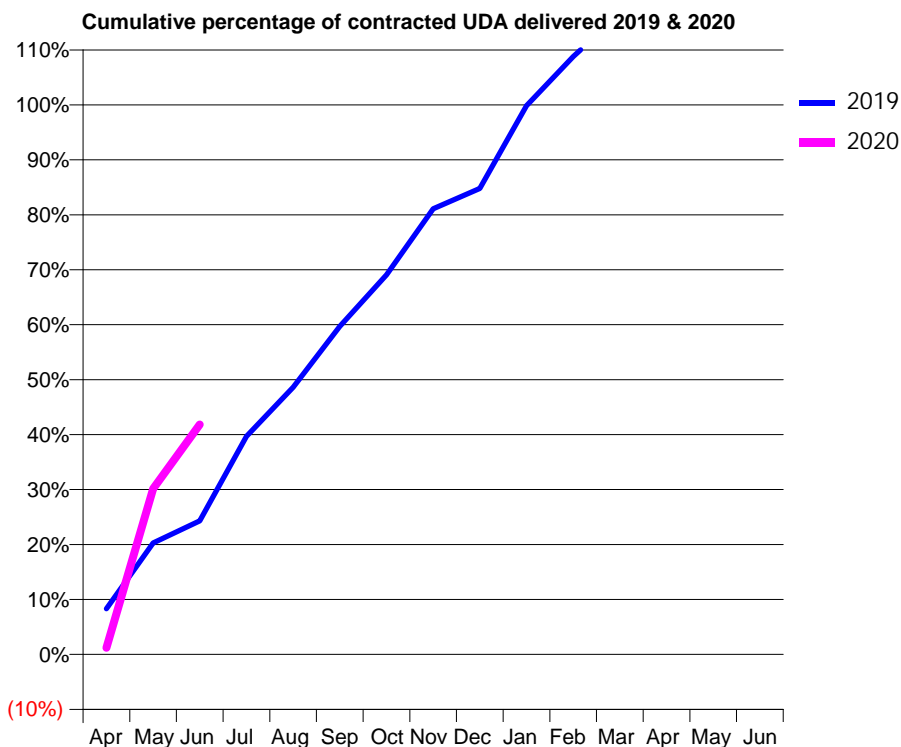
19/20 Contracted general activity (UDA)	195
Carry forward general activity (UDA)	0
19/20 Contracted orthodontic activity (UOA)	0
Carry forward orthodontic activity (UOA)	0
Baseline contract value	£17,673.99

ACCESS*

Patients seen in 24 months	Total	Change since previous quarter
Quarter ending June 2018	315	
Quarter ending September 2018	321	→
Quarter ending December 2018	312	↓
Quarter ending March 2019	322	↑
Quarter ending June 2019	324	→
Variance since June 2018	2.9%	↑



ACTIVITY



Month	Adjusted Scheduled Activity (UDA)	
	2019	2020
April	32	2
May	79	59
June	95	82
July	155	
August	190	
September	233	
October	269	
November	316	
December	331	
January	389	
February	424	
March	454	
April	470	
May	470	
June	470	

QUALITY

	Quantity	Base Number	Contract	AT	Region	England
% of FP17s for the same patient ID Re-attending within 3 months - Children	0	7	0.0%	10.1%	11.2%	11.4%
% of FP17s for the same patient ID Re-attending within 3 months - Adults	0	74	0.0%	13.6%	14.8%	15.4%
% of FP17s for the same patient ID Re-attending between 3 & 9 months - Children	0	7	0.0%	60.9%	60.9%	59.8%
% of FP17s for the same patient ID Re-attending between 3 & 9 months - Adults	0	74	0.0%	50.7%	53.2%	52.1%
% of FP17s for Band 1 Urgent Courses	68	68	100.0%	9.1%	8.3%	9.2%
% of FP17s Relating to Free Repair or Replacements	0	68	0.0%	0.7%	0.7%	0.7%
% of FP17s Relating to Continuations	0	68	0.0%	0.8%	0.8%	0.8%
% of Patients satisfied with the dentistry they have received	0	0	N/A	93.0%	93.2%	93.4%
% of Patients satisfied with the time they had to wait for an appointment	0	0	N/A	87.2%	88.5%	87.6%

* This is based on patients treated on this contract for their most recent course of treatment. Figures in italics indicate the base number of FP17s or Patient Questionnaire responses are less than 100. N/A is shown where the base number of responses is less than 10 during the period. % is calculated as Quantity/Base number*100

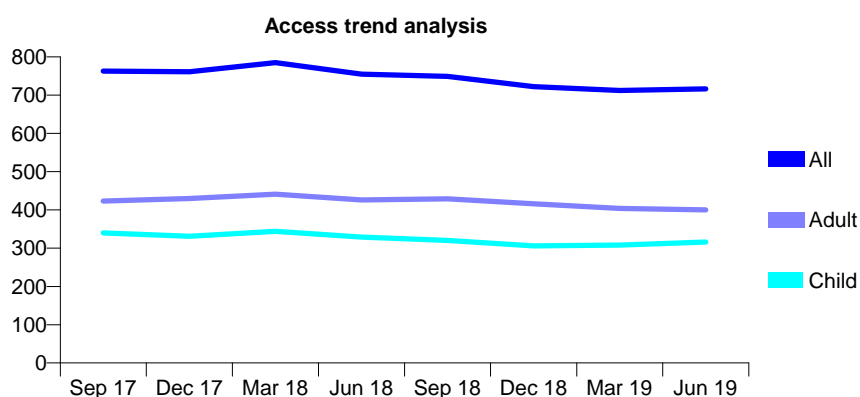
Q56 - Vital Signs At a Glance Contract Report for 132225/0004 - June 2019

Name or company name	Peterborough Dental Access Centre
Contract type name	PDS Contract
Purpose of contract	General
Contract start date	01/04/2011
Contract end date	30/09/2019

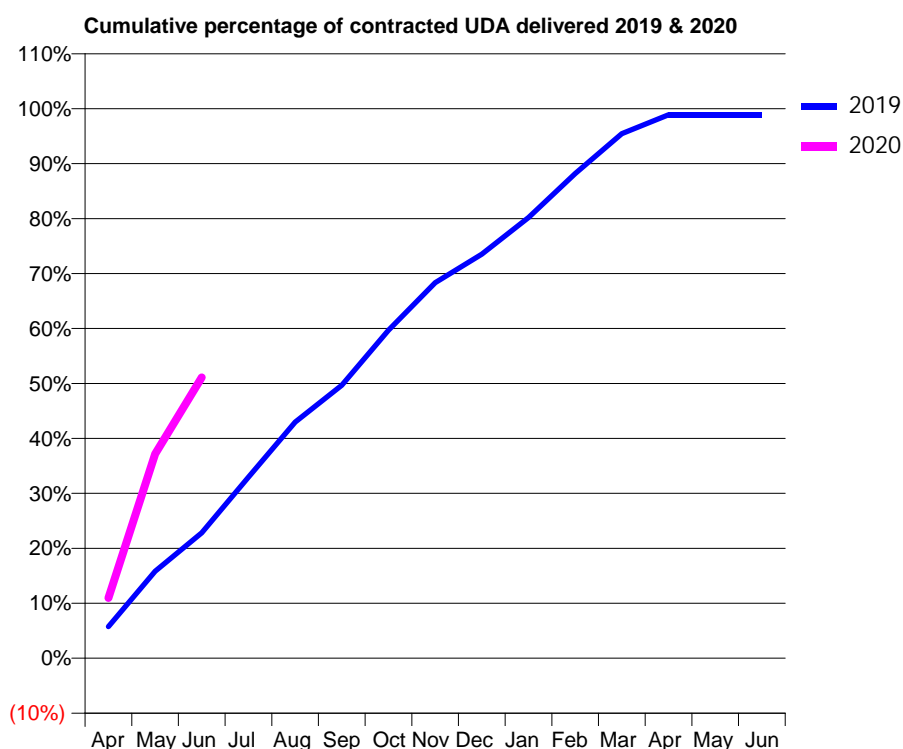
19/20 Contracted general activity (UDA)	738
Carry forward general activity (UDA)	0
19/20 Contracted orthodontic activity (UOA)	0
Carry forward orthodontic activity (UOA)	0
Baseline contract value	£56,150.64

ACCESS*

Patients seen in 24 months	Total	Change since previous quarter
Quarter ending June 2018	755	
Quarter ending September 2018	749	→
Quarter ending December 2018	722	↓
Quarter ending March 2019	712	↓
Quarter ending June 2019	716	→
Variance since June 2018	(5.2%)	↓



ACTIVITY



Month	2019	2020
April	85	81
May	234	274
June	337	377
July	486	
August	634	
September	732	
October	880	
November	1,008	
December	1,084	
January	1,183	
February	1,301	
March	1,408	
April	1,458	
May	1,458	
June	1,458	

QUALITY

	Quantity	Base Number	Contract	AT	Region	England
% of FP17s for the same patient ID Re-attending within 3 months - Children	5	128	3.9%	10.1%	11.2%	11.4%
% of FP17s for the same patient ID Re-attending within 3 months - Adults	7	128	5.5%	13.6%	14.8%	15.4%
% of FP17s for the same patient ID Re-attending between 3 & 9 months - Children	36	128	28.1%	60.9%	60.9%	59.8%
% of FP17s for the same patient ID Re-attending between 3 & 9 months - Adults	54	128	42.2%	50.7%	53.2%	52.1%
% of FP17s for Band 1 Urgent Courses	10	216	4.6%	9.1%	8.3%	9.2%
% of FP17s Relating to Free Repair or Replacements	0	216	0.0%	0.7%	0.7%	0.7%
% of FP17s Relating to Continuations	0	216	0.0%	0.8%	0.8%	0.8%
% of Patients satisfied with the dentistry they have received	0	0	N/A	93.0%	93.2%	93.4%
% of Patients satisfied with the time they had to wait for an appointment	0	0	N/A	87.2%	88.5%	87.6%

* This is based on patients treated on this contract for their most recent course of treatment.

Figures in italics indicate the base number of FP17s or Patient Questionnaire responses are less than 100. N/A is shown where the base number of responses is less than 10 during the period. % is calculated as Quantity/Base number*100

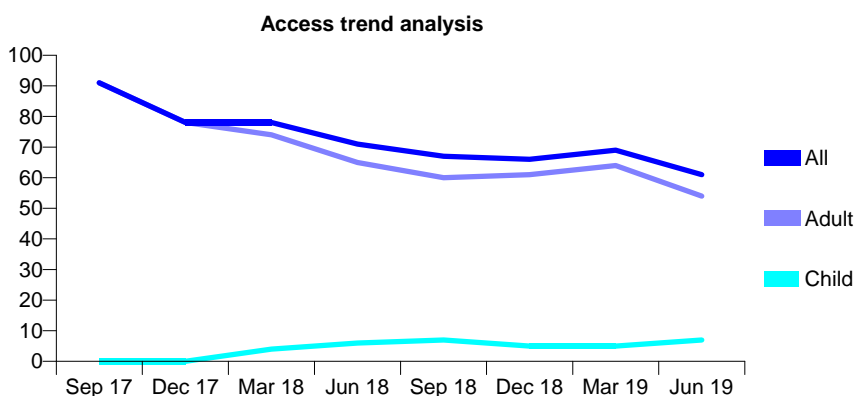
Q56 - Vital Signs At a Glance Contract Report for 132225/0005 - June 2019

Name or company name	Peterborough Dental Access Centre
Contract type name	PDS Contract
Purpose of contract	General
Contract start date	01/04/2011
Contract end date	30/09/2019

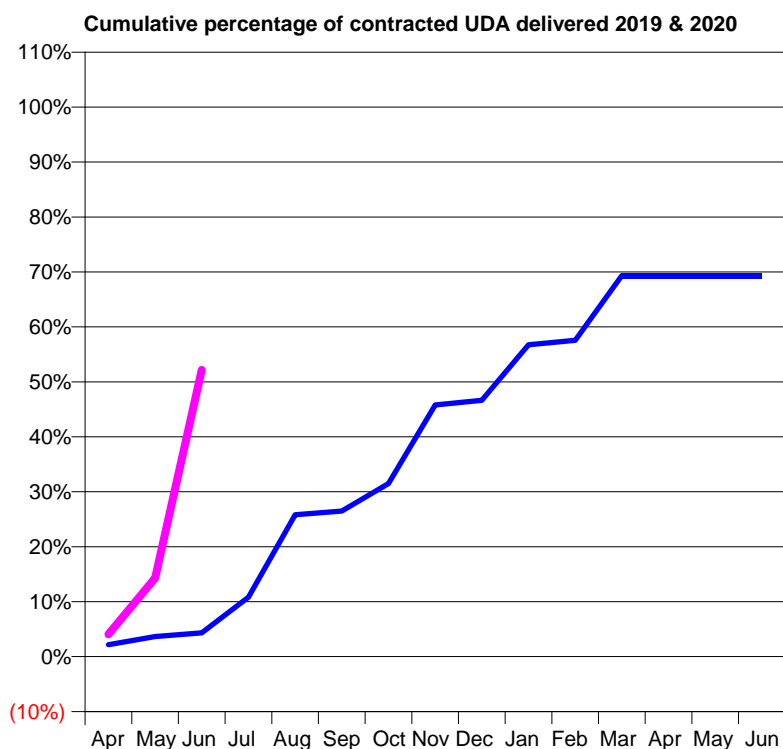
19/20 Contracted general activity (UDA)	74
Carry forward general activity (UDA)	0
19/20 Contracted orthodontic activity (UOA)	0
Carry forward orthodontic activity (UOA)	0
Baseline contract value	£6,690.00

ACCESS*

Patients seen in 24 months	Total	Change since previous quarter
Quarter ending June 2018	71	
Quarter ending September 2018	67	↓
Quarter ending December 2018	66	↓
Quarter ending March 2019	69	↑
Quarter ending June 2019	61	↓
Variance since June 2018	(14.1%)	↓



ACTIVITY



Month	Adjusted Scheduled Activity (UDA)	
	2019	2020
April	3	3
May	5	11
June	6	39
July	16	
August	38	
September	39	
October	47	
November	68	
December	69	
January	84	
February	85	
March	103	
April	103	
May	103	
June	103	

QUALITY

	Quantity	Base Number	Contract	AT	Region	England
% of FP17s for the same patient ID Re-attending within 3 months - Children	0	2	0.0%	10.1%	11.2%	11.4%
% of FP17s for the same patient ID Re-attending within 3 months - Adults	0	10	0.0%	13.6%	14.8%	15.4%
% of FP17s for the same patient ID Re-attending between 3 & 9 months - Children	0	2	0.0%	60.9%	60.9%	59.8%
% of FP17s for the same patient ID Re-attending between 3 & 9 months - Adults	1	10	10.0%	50.7%	53.2%	52.1%
% of FP17s for Band 1 Urgent Courses	3	12	25.0%	9.1%	8.3%	9.2%
% of FP17s Relating to Free Repair or Replacements	0	12	0.0%	0.7%	0.7%	0.7%
% of FP17s Relating to Continuations	0	12	0.0%	0.8%	0.8%	0.8%
% of Patients satisfied with the dentistry they have received	0	0	N/A	93.0%	93.2%	93.4%
% of Patients satisfied with the time they had to wait for an appointment	0	0	N/A	87.2%	88.5%	87.6%

* This is based on patients treated on this contract for their most recent course of treatment. Figures in italics indicate the base number of FP17s or Patient Questionnaire responses are less than 100. N/A is shown where the base number of responses is less than 10 during the period. % is calculated as Quantity/Base number*100

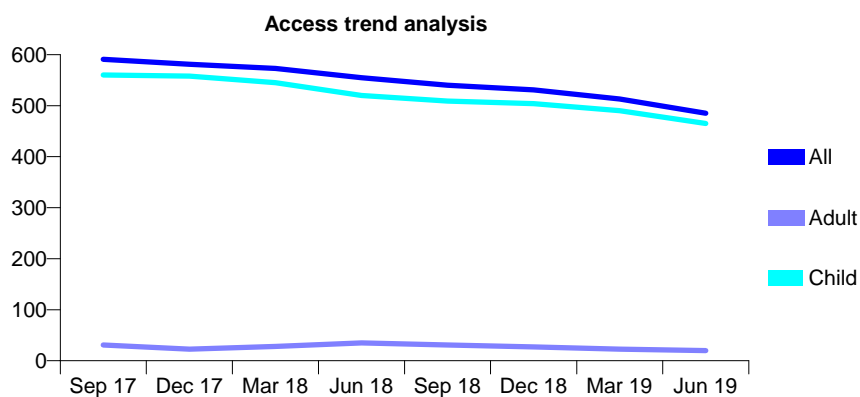
Q56 - Vital Signs At a Glance Contract Report for 132225/0006 - June 2019

Name or company name	Peterborough Dental Access Centre
Contract type name	PDS Contract
Purpose of contract	General
Contract start date	01/04/2011
Contract end date	30/09/2019

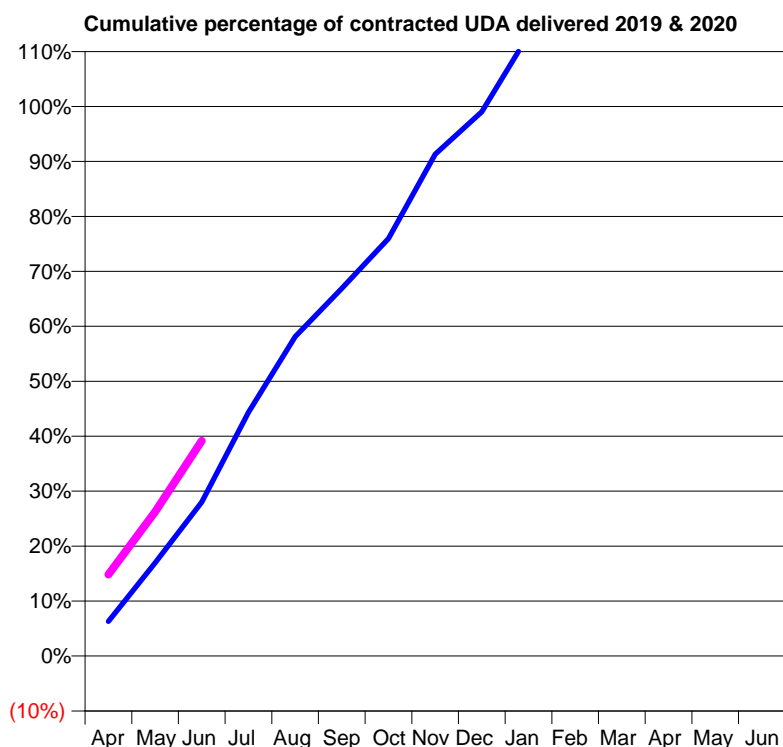
19/20 Contracted general activity (UDA)	708
Carry forward general activity (UDA)	0
19/20 Contracted orthodontic activity (UOA)	0
Carry forward orthodontic activity (UOA)	0
Baseline contract value	£309,624.14

ACCESS*

Patients seen in 24 months	Total	Change since previous quarter
Quarter ending June 2018	555	
Quarter ending September 2018	540	↓
Quarter ending December 2018	531	↓
Quarter ending March 2019	513	↓
Quarter ending June 2019	485	↓
Variance since June 2018	(12.6%)	↓



ACTIVITY



Month	Adjusted Scheduled Activity (UDA)	
	2019	2020
April	89	105
May	240	186
June	397	277
July	628	
August	823	
September	947	
October	1,076	
November	1,293	
December	1,402	
January	1,600	
February	1,719	
March	1,890	
April	1,936	
May	1,936	
June	1,936	

QUALITY

	Quantity	Base Number	Contract	AT	Region	England
% of FP17s for the same patient ID Re-attending within 3 months - Children	0	108	0.0%	10.1%	11.2%	11.4%
% of FP17s for the same patient ID Re-attending within 3 months - Adults	0	1	0.0%	13.6%	14.8%	15.4%
% of FP17s for the same patient ID Re-attending between 3 & 9 months - Children	0	108	0.0%	60.9%	60.9%	59.8%
% of FP17s for the same patient ID Re-attending between 3 & 9 months - Adults	0	1	0.0%	50.7%	53.2%	52.1%
% of FP17s for Band 1 Urgent Courses	1	93	1.1%	9.1%	8.3%	9.2%
% of FP17s Relating to Free Repair or Replacements	0	93	0.0%	0.7%	0.7%	0.7%
% of FP17s Relating to Continuations	0	93	0.0%	0.8%	0.8%	0.8%
% of Patients satisfied with the dentistry they have received	0	0	N/A	93.0%	93.2%	93.4%
% of Patients satisfied with the time they had to wait for an appointment	0	0	N/A	87.2%	88.5%	87.6%

* This is based on patients treated on this contract for their most recent course of treatment. Figures in italics indicate the base number of FP17s or Patient Questionnaire responses are less than 100. N/A is shown where the base number of responses is less than 10 during the period. % is calculated as Quantity/Base number*100

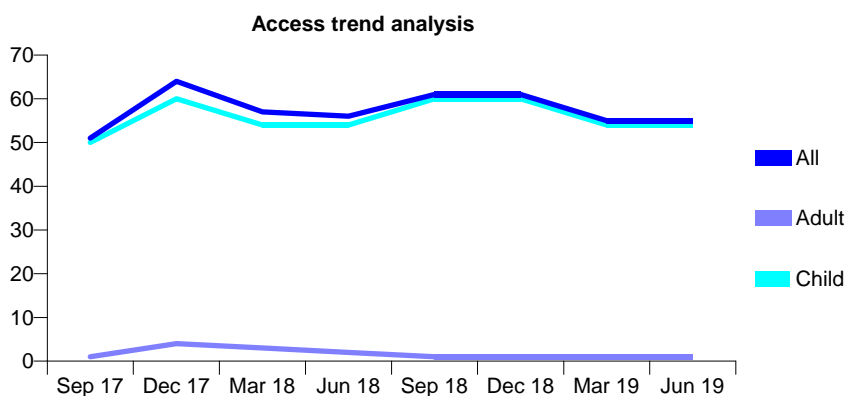
Q56 - Vital Signs At a Glance Contract Report for 132225/0007 - June 2019

Name or company name	Peterborough Dental Access Centre
Contract type name	PDS Contract
Purpose of contract	General
Contract start date	01/04/2011
Contract end date	30/09/2019

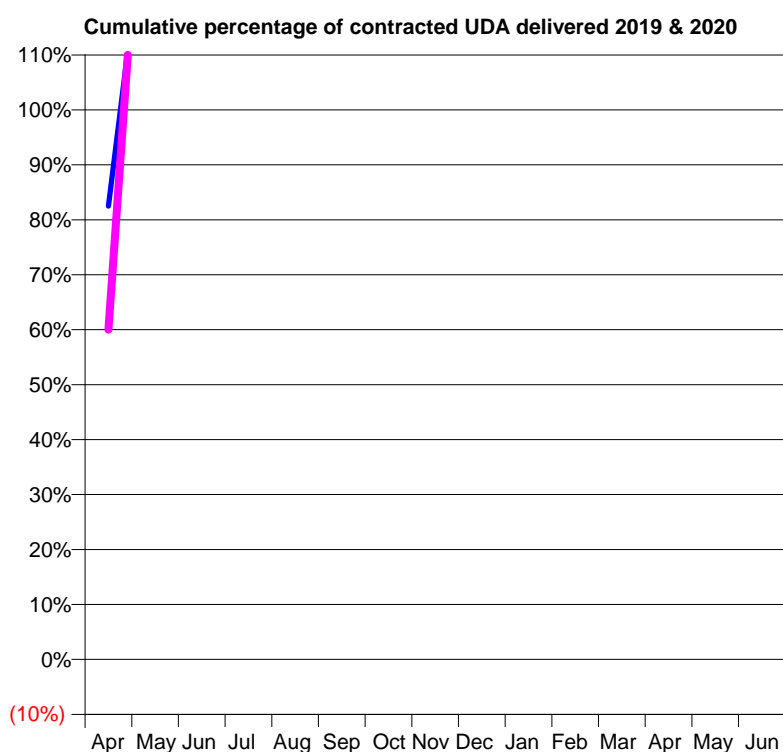
19/20 Contracted general activity (UDA)	20
Carry forward general activity (UDA)	0
19/20 Contracted orthodontic activity (UOA)	0
Carry forward orthodontic activity (UOA)	0
Baseline contract value	£6,904.77

ACCESS*

Patients seen in 24 months	Total	Change since previous quarter
Quarter ending June 2018	56	
Quarter ending September 2018	61	↑
Quarter ending December 2018	61	→
Quarter ending March 2019	55	↓
Quarter ending June 2019	55	→
Variance since June 2018	(1.8%)	↓



ACTIVITY



Month	2019	2020
April	33	12
May	60	36
June	75	48
July	134	
August	159	
September	180	
October	201	
November	222	
December	252	
January	288	
February	306	
March	328	
April	346	
May	346	
June	346	

QUALITY

	Quantity	Base Number	Contract	AT	Region	England
% of FP17s for the same patient ID Re-attending within 3 months - Children	0	22	0.0%	10.1%	11.2%	11.4%
% of FP17s for the same patient ID Re-attending within 3 months - Adults	0	0	N/A	13.6%	14.8%	15.4%
% of FP17s for the same patient ID Re-attending between 3 & 9 months - Children	0	22	0.0%	60.9%	60.9%	59.8%
% of FP17s for the same patient ID Re-attending between 3 & 9 months - Adults	0	0	N/A	50.7%	53.2%	52.1%
% of FP17s for Band 1 Urgent Courses	0	16	0.0%	9.1%	8.3%	9.2%
% of FP17s Relating to Free Repair or Replacements	0	16	0.0%	0.7%	0.7%	0.7%
% of FP17s Relating to Continuations	0	16	0.0%	0.8%	0.8%	0.8%
% of Patients satisfied with the dentistry they have received	0	0	N/A	93.0%	93.2%	93.4%
% of Patients satisfied with the time they had to wait for an appointment	0	0	N/A	87.2%	88.5%	87.6%

* This is based on patients treated on this contract for their most recent course of treatment. Figures in italics indicate the base number of FP17s or Patient Questionnaire responses are less than 100. N/A is shown where the base number of responses is less than 10 during the period. % is calculated as Quantity/Base number*100

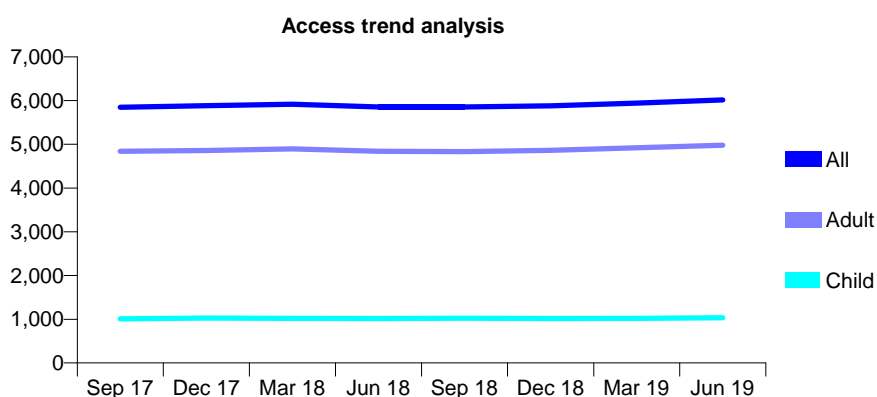
Q56 - Vital Signs At a Glance Contract Report for 132322/0001 - June 2019

Name or company name	Orford Hill Limited
Contract type name	GDS Contract
Purpose of contract	General
Contract start date	01/12/2012
Contract end date	

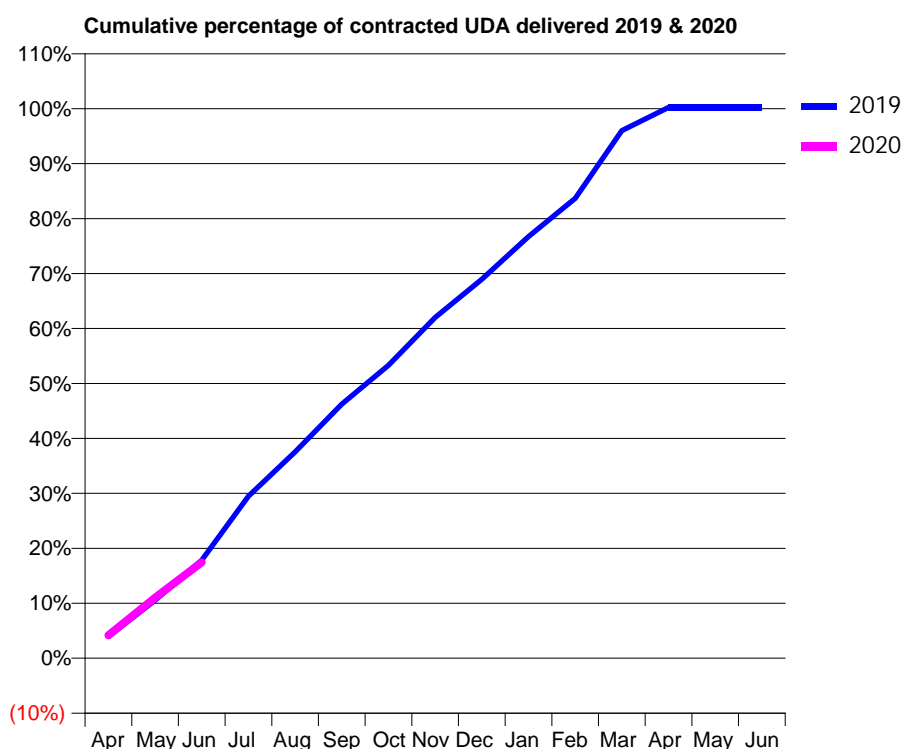
19/20 Contracted general activity (UDA)	16,000
Carry forward general activity (UDA)	0
19/20 Contracted orthodontic activity (UOA)	0
Carry forward orthodontic activity (UOA)	0
Baseline contract value	£430,463.33

ACCESS*

Patients seen in 24 months	Total	Change since previous quarter
Quarter ending June 2018	5,854	
Quarter ending September 2018	5,856	→
Quarter ending December 2018	5,879	→
Quarter ending March 2019	5,943	→
Quarter ending June 2019	6,015	→
Variance since June 2018	2.8%	↑



ACTIVITY



Month	Adjusted Scheduled Activity (UDA)	
	2019	2020
April	629	671
May	1,691	1,765
June	2,854	2,794
July	4,718	
August	6,010	
September	7,399	
October	8,530	
November	9,922	
December	11,034	
January	12,275	
February	13,390	
March	15,361	
April	16,032	
May	16,033	
June	16,037	

QUALITY

	Quantity	Base Number	Contract	AT	Region	England
% of FP17s for the same patient ID Re-attending within 3 months - Children	24	339	7.1%	10.1%	11.2%	11.4%
% of FP17s for the same patient ID Re-attending within 3 months - Adults	268	1,712	15.7%	13.6%	14.8%	15.4%
% of FP17s for the same patient ID Re-attending between 3 & 9 months - Children	229	339	67.6%	60.9%	60.9%	59.8%
% of FP17s for the same patient ID Re-attending between 3 & 9 months - Adults	1,013	1,712	59.2%	50.7%	53.2%	52.1%
% of FP17s for Band 1 Urgent Courses	118	1,708	6.9%	9.1%	8.3%	9.2%
% of FP17s Relating to Free Repair or Replacements	20	1,708	1.2%	0.7%	0.7%	0.7%
% of FP17s Relating to Continuations	34	1,708	2.0%	0.8%	0.8%	0.8%
% of Patients satisfied with the dentistry they have received	3	3	N/A	93.0%	93.2%	93.4%
% of Patients satisfied with the time they had to wait for an appointment	2	3	N/A	87.2%	88.5%	87.6%

* This is based on patients treated on this contract for their most recent course of treatment.

Figures in italics indicate the base number of FP17s or Patient Questionnaire responses are less than 100. N/A is shown where the base number of responses is less than 10 during the period. % is calculated as Quantity/Base number*100

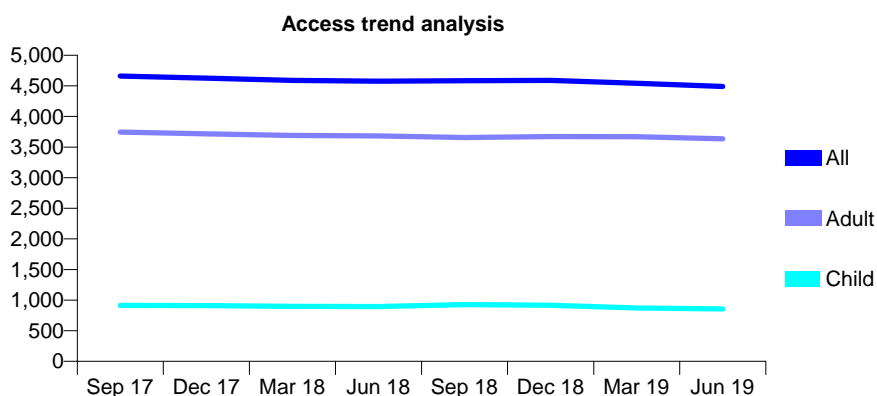
Q56 - Vital Signs At a Glance Contract Report for 133582/0001 - June 2019

Name or company name	Dr Horan & Dr Simkiene
Contract type name	GDS Contract
Purpose of contract	General and Orthodontic
Contract start date	01/05/2013
Contract end date	

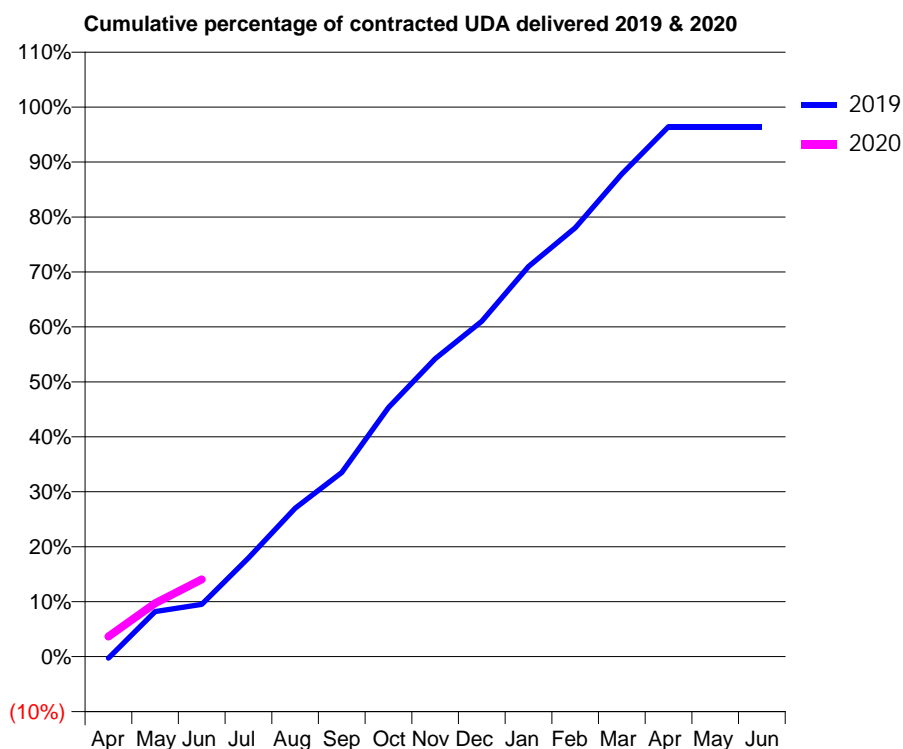
19/20 Contracted general activity (UDA)	15,998
Carry forward general activity (UDA)	0
19/20 Contracted orthodontic activity (UOA)	4,054
Carry forward orthodontic activity (UOA)	0
Baseline contract value	£617,501.24

ACCESS*

Patients seen in 24 months	Total	Change since previous quarter
Quarter ending June 2018	4,577	
Quarter ending September 2018	4,585	→
Quarter ending December 2018	4,589	→
Quarter ending March 2019	4,541	↓
Quarter ending June 2019	4,491	↓
Variance since June 2018	(1.9%)	↓



ACTIVITY



Month	Adjusted Scheduled Activity (UDA)	
	2019	2020
April	-47	583
May	1,313	1,555
June	1,524	2,251
July	2,875	
August	4,321	
September	5,360	
October	7,254	
November	8,675	
December	9,760	
January	11,357	
February	12,485	
March	14,047	
April	15,429	
May	15,430	
June	15,431	

QUALITY

	Quantity	Base Number	Contract	AT	Region	England
% of FP17s for the same patient ID Re-attending within 3 months - Children	44	371	11.9%	10.1%	11.2%	11.4%
% of FP17s for the same patient ID Re-attending within 3 months - Adults	164	1,261	13.0%	13.6%	14.8%	15.4%
% of FP17s for the same patient ID Re-attending between 3 & 9 months - Children	132	371	35.6%	60.9%	60.9%	59.8%
% of FP17s for the same patient ID Re-attending between 3 & 9 months - Adults	735	1,261	58.3%	50.7%	53.2%	52.1%
% of FP17s for Band 1 Urgent Courses	50	1,071	4.7%	9.1%	8.3%	9.2%
% of FP17s Relating to Free Repair or Replacements	4	1,071	0.4%	0.7%	0.7%	0.7%
% of FP17s Relating to Continuations	10	1,071	0.9%	0.8%	0.8%	0.8%
% of Patients satisfied with the dentistry they have received	2	4	N/A	93.0%	93.2%	93.4%
% of Patients satisfied with the time they had to wait for an appointment	1	4	N/A	87.2%	88.5%	87.6%

* This is based on patients treated on this contract for their most recent course of treatment. Figures in italics indicate the base number of FP17s or Patient Questionnaire responses are less than 100. N/A is shown where the base number of responses is less than 10 during the period. % is calculated as Quantity/Base number*100

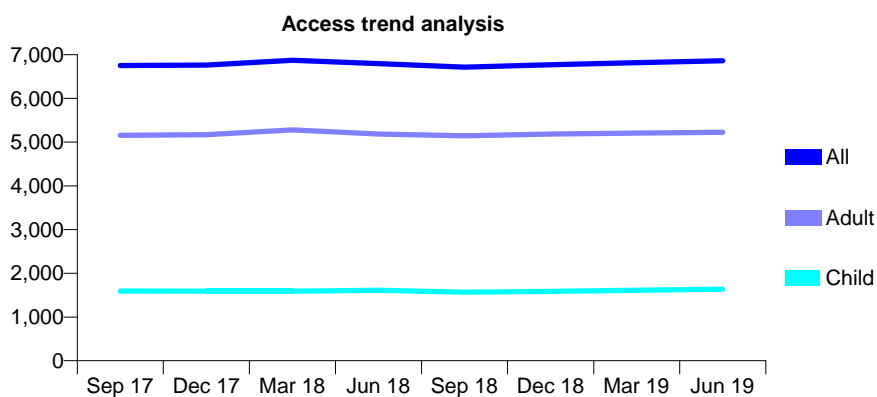
Q56 - Vital Signs At a Glance Contract Report for 134066/0001 - June 2019

Name or company name	Berners Holdings Ltd
Contract type name	GDS Contract
Purpose of contract	General
Contract start date	01/04/2008
Contract end date	

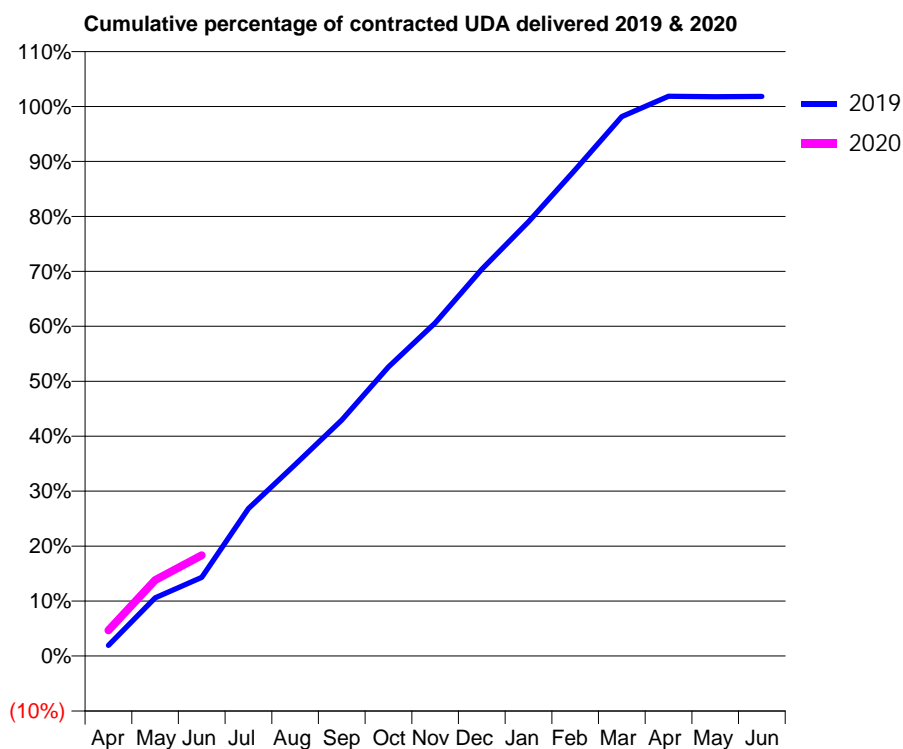
19/20 Contracted general activity (UDA)	16,932
Carry forward general activity (UDA)	0
19/20 Contracted orthodontic activity (UOA)	0
Carry forward orthodontic activity (UOA)	0
Baseline contract value	£372,574.22

ACCESS*

Patients seen in 24 months	Total	Change since previous quarter
Quarter ending June 2018	6,795	
Quarter ending September 2018	6,714	↓
Quarter ending December 2018	6,771	→
Quarter ending March 2019	6,819	→
Quarter ending June 2019	6,862	→
Variance since June 2018	1.0%	→



ACTIVITY



Month	Adjusted Scheduled Activity (UDA)	
	2019	2020
April	332	791
May	1,794	2,338
June	2,426	3,106
July	4,541	
August	5,901	
September	7,269	
October	8,909	
November	10,262	
December	11,919	
January	13,382	
February	14,981	
March	16,619	
April	17,246	
May	17,233	
June	17,242	

QUALITY

	Quantity	Base Number	Contract	AT	Region	England
% of FP17s for the same patient ID Re-attending within 3 months - Children	40	475	8.4%	10.1%	11.2%	11.4%
% of FP17s for the same patient ID Re-attending within 3 months - Adults	224	1,344	16.7%	13.6%	14.8%	15.4%
% of FP17s for the same patient ID Re-attending between 3 & 9 months - Children	231	475	48.6%	60.9%	60.9%	59.8%
% of FP17s for the same patient ID Re-attending between 3 & 9 months - Adults	590	1,344	43.9%	50.7%	53.2%	52.1%
% of FP17s for Band 1 Urgent Courses	243	1,549	15.7%	9.1%	8.3%	9.2%
% of FP17s Relating to Free Repair or Replacements	18	1,549	1.2%	0.7%	0.7%	0.7%
% of FP17s Relating to Continuations	17	1,549	1.1%	0.8%	0.8%	0.8%
% of Patients satisfied with the dentistry they have received	1	1	N/A	93.0%	93.2%	93.4%
% of Patients satisfied with the time they had to wait for an appointment	1	1	N/A	87.2%	88.5%	87.6%

* This is based on patients treated on this contract for their most recent course of treatment. Figures in italics indicate the base number of FP17s or Patient Questionnaire responses are less than 100. N/A is shown where the base number of responses is less than 10 during the period. % is calculated as Quantity/Base number*100

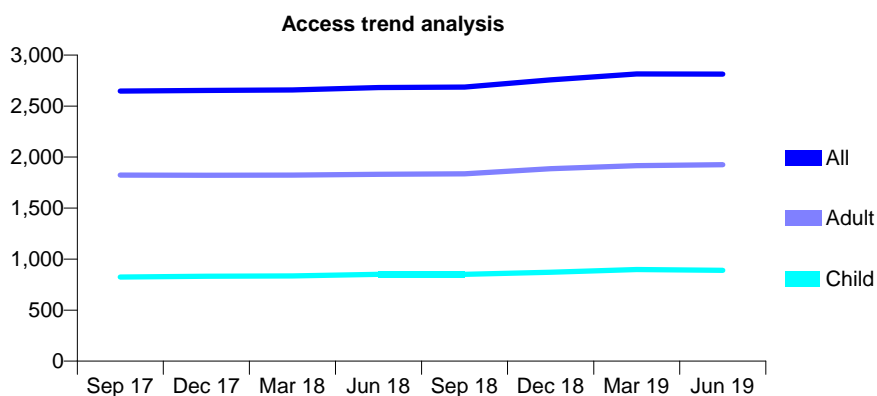
Q56 - Vital Signs At a Glance Contract Report for 135151/0001 - June 2019

Name or company name	Mr Gawain King and Mrs Antoinette King
Contract type name	GDS Contract
Purpose of contract	General
Contract start date	09/12/2010
Contract end date	

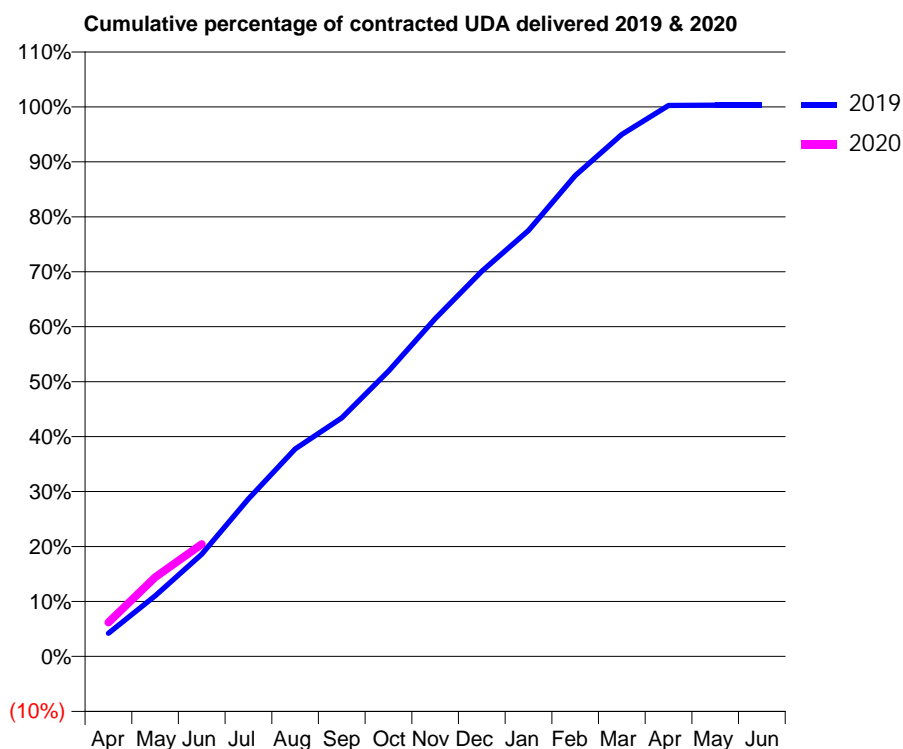
19/20 Contracted general activity (UDA)	7,500
Carry forward general activity (UDA)	0
19/20 Contracted orthodontic activity (UOA)	0
Carry forward orthodontic activity (UOA)	0
Baseline contract value	£206,288.88

ACCESS*

Patients seen in 24 months	Total	Change since previous quarter
Quarter ending June 2018	2,682	
Quarter ending September 2018	2,686	→
Quarter ending December 2018	2,756	↑
Quarter ending March 2019	2,815	↑
Quarter ending June 2019	2,814	→
Variance since June 2018	4.9%	↑



ACTIVITY



Month	2019	2020
April	316	465
May	828	1,079
June	1,395	1,531
July	2,151	
August	2,831	
September	3,254	
October	3,894	
November	4,610	
December	5,255	
January	5,812	
February	6,562	
March	7,124	
April	7,520	
May	7,522	
June	7,522	

QUALITY

	Quantity	Base Number	Contract	AT	Region	England
% of FP17s for the same patient ID Re-attending within 3 months - Children	17	379	4.5%	10.1%	11.2%	11.4%
% of FP17s for the same patient ID Re-attending within 3 months - Adults	123	821	15.0%	13.6%	14.8%	15.4%
% of FP17s for the same patient ID Re-attending between 3 & 9 months - Children	286	379	75.5%	60.9%	60.9%	59.8%
% of FP17s for the same patient ID Re-attending between 3 & 9 months - Adults	521	821	63.5%	50.7%	53.2%	52.1%
% of FP17s for Band 1 Urgent Courses	70	969	7.2%	9.1%	8.3%	9.2%
% of FP17s Relating to Free Repair or Replacements	7	969	0.7%	0.7%	0.7%	0.7%
% of FP17s Relating to Continuations	8	969	0.8%	0.8%	0.8%	0.8%
% of Patients satisfied with the dentistry they have received	1	1	N/A	93.0%	93.2%	93.4%
% of Patients satisfied with the time they had to wait for an appointment	1	1	N/A	87.2%	88.5%	87.6%

* This is based on patients treated on this contract for their most recent course of treatment. Figures in italics indicate the base number of FP17s or Patient Questionnaire responses are less than 100. N/A is shown where the base number of responses is less than 10 during the period. % is calculated as Quantity/Base number*100

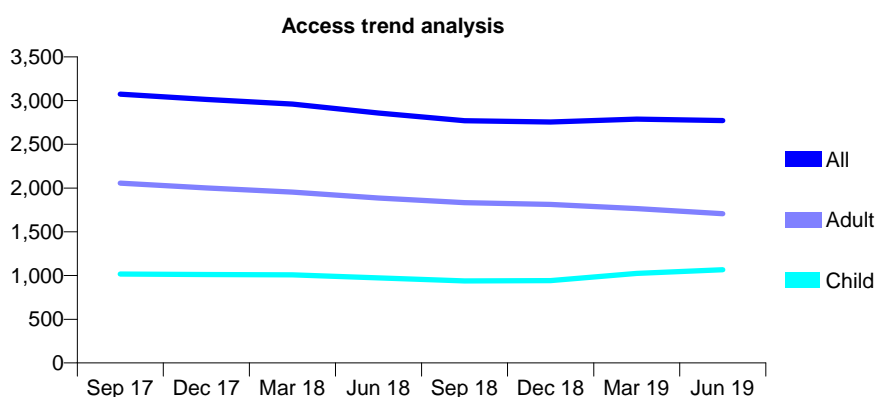
Q56 - Vital Signs At a Glance Contract Report for 138517/0001 - June 2019

Name or company name	Hampton Court Dental Centre
Contract type name	GDS Contract
Purpose of contract	General
Contract start date	01/09/2010
Contract end date	

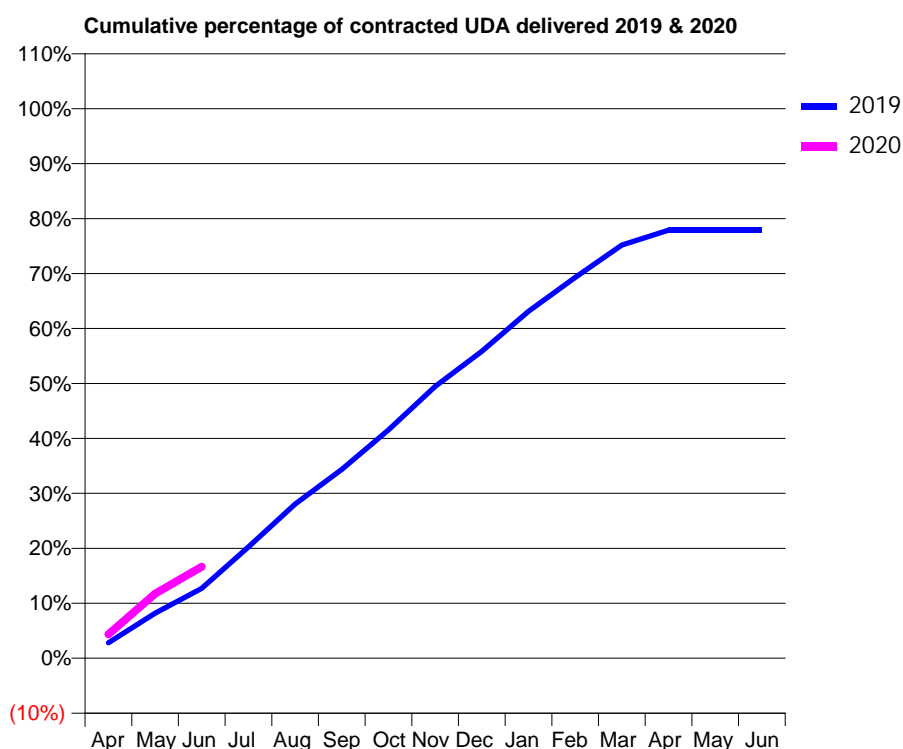
19/20 Contracted general activity (UDA)	13,750
Carry forward general activity (UDA)	0
19/20 Contracted orthodontic activity (UOA)	0
Carry forward orthodontic activity (UOA)	0
Baseline contract value	£410,254.05

ACCESS*

Patients seen in 24 months	Total	Change since previous quarter
Quarter ending June 2018	2,857	
Quarter ending September 2018	2,771	↓
Quarter ending December 2018	2,755	→
Quarter ending March 2019	2,789	→
Quarter ending June 2019	2,772	→
Variance since June 2018	(3.0%)	↓



ACTIVITY



Month	2019	2020
April	389	599
May	1,126	1,618
June	1,747	2,290
July	2,783	
August	3,859	
September	4,723	
October	5,716	
November	6,802	
December	7,680	
January	8,681	
February	9,527	
March	10,338	
April	10,710	
May	10,710	
June	10,710	

QUALITY

	Quantity	Base Number	Contract	AT	Region	England
% of FP17s for the same patient ID Re-attending within 3 months - Children	29	477	6.1%	10.1%	11.2%	11.4%
% of FP17s for the same patient ID Re-attending within 3 months - Adults	102	661	15.4%	13.6%	14.8%	15.4%
% of FP17s for the same patient ID Re-attending between 3 & 9 months - Children	277	477	58.1%	60.9%	60.9%	59.8%
% of FP17s for the same patient ID Re-attending between 3 & 9 months - Adults	406	661	61.4%	50.7%	53.2%	52.1%
% of FP17s for Band 1 Urgent Courses	80	1,002	8.0%	9.1%	8.3%	9.2%
% of FP17s Relating to Free Repair or Replacements	9	1,002	0.9%	0.7%	0.7%	0.7%
% of FP17s Relating to Continuations	8	1,002	0.8%	0.8%	0.8%	0.8%
% of Patients satisfied with the dentistry they have received	1	1	N/A	93.0%	93.2%	93.4%
% of Patients satisfied with the time they had to wait for an appointment	1	1	N/A	87.2%	88.5%	87.6%

* This is based on patients treated on this contract for their most recent course of treatment.

Figures in italics indicate the base number of FP17s or Patient Questionnaire responses are less than 100. N/A is shown where the base number of responses is less than 10 during the period. % is calculated as Quantity/Base number*100

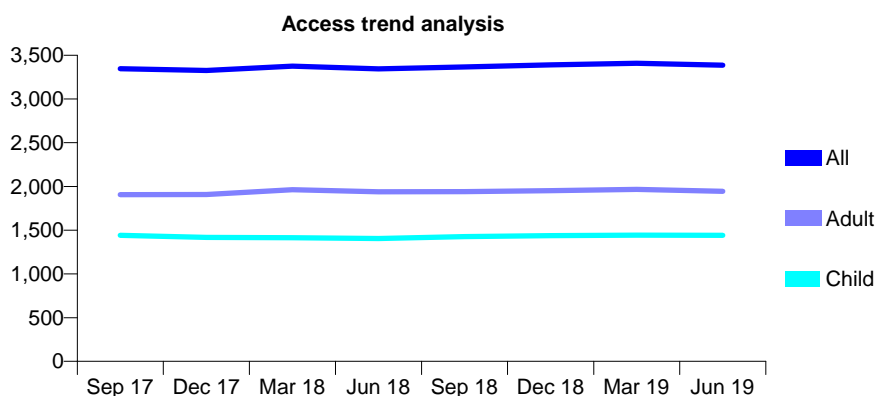
Q56 - Vital Signs At a Glance Contract Report for 138525/0001 - June 2019

Name or company name	Alvington House Dental Practice
Contract type name	GDS Contract
Purpose of contract	General
Contract start date	01/04/2011
Contract end date	

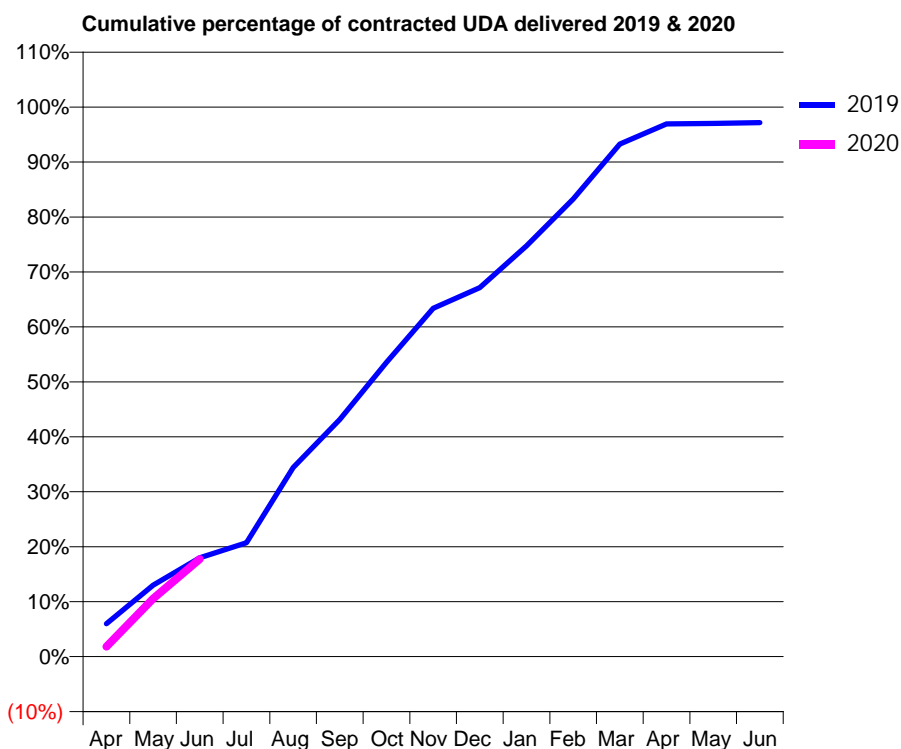
19/20 Contracted general activity (UDA)	7,855
Carry forward general activity (UDA)	0
19/20 Contracted orthodontic activity (UOA)	0
Carry forward orthodontic activity (UOA)	0
Baseline contract value	£183,210.57

ACCESS*

Patients seen in 24 months	Total	Change since previous quarter
Quarter ending June 2018	3,345	
Quarter ending September 2018	3,367	→
Quarter ending December 2018	3,389	→
Quarter ending March 2019	3,410	→
Quarter ending June 2019	3,386	→
Variance since June 2018	1.2%	→



ACTIVITY



Month	Adjusted Scheduled Activity (UDA)	
	2019	2020
April	471	143
May	1,022	830
June	1,413	1,395
July	1,627	
August	2,703	
September	3,390	
October	4,207	
November	4,981	
December	5,273	
January	5,873	
February	6,540	
March	7,326	
April	7,615	
May	7,619	
June	7,633	

QUALITY

	Quantity	Base Number	Contract	AT	Region	England
% of FP17s for the same patient ID Re-attending within 3 months - Children	45	548	8.2%	10.1%	11.2%	11.4%
% of FP17s for the same patient ID Re-attending within 3 months - Adults	78	571	13.7%	13.6%	14.8%	15.4%
% of FP17s for the same patient ID Re-attending between 3 & 9 months - Children	346	548	63.1%	60.9%	60.9%	59.8%
% of FP17s for the same patient ID Re-attending between 3 & 9 months - Adults	327	571	57.3%	50.7%	53.2%	52.1%
% of FP17s for Band 1 Urgent Courses	79	950	8.3%	9.1%	8.3%	9.2%
% of FP17s Relating to Free Repair or Replacements	0	950	0.0%	0.7%	0.7%	0.7%
% of FP17s Relating to Continuations	0	950	0.0%	0.8%	0.8%	0.8%
% of Patients satisfied with the dentistry they have received	1	1	N/A	93.0%	93.2%	93.4%
% of Patients satisfied with the time they had to wait for an appointment	1	1	N/A	87.2%	88.5%	87.6%

* This is based on patients treated on this contract for their most recent course of treatment. Figures in italics indicate the base number of FP17s or Patient Questionnaire responses are less than 100. N/A is shown where the base number of responses is less than 10 during the period. % is calculated as Quantity/Base number*100

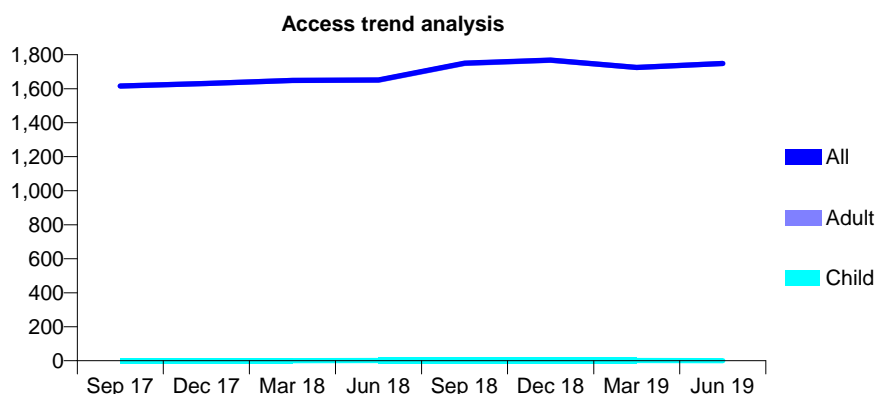
Q56 - Vital Signs At a Glance Contract Report for 138835/0001 - June 2019

Name or company name	Conrad Costa and Audrey Costa
Contract type name	GDS Contract
Purpose of contract	General
Contract start date	01/03/2013
Contract end date	

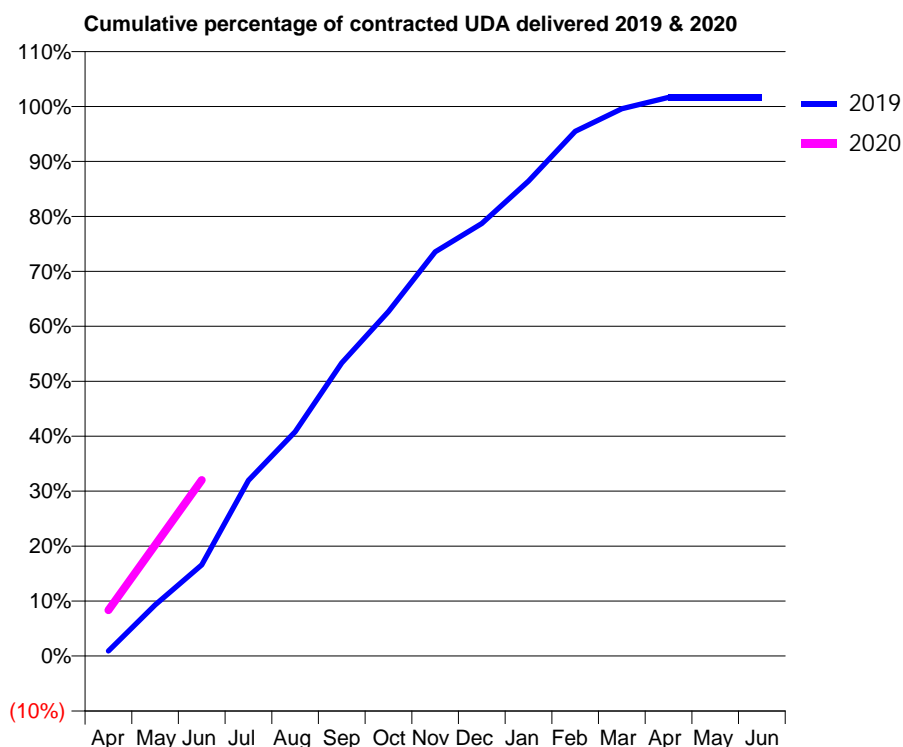
19/20 Contracted general activity (UDA)	3,718
Carry forward general activity (UDA)	0
19/20 Contracted orthodontic activity (UOA)	0
Carry forward orthodontic activity (UOA)	0
Baseline contract value	£222,097.31

ACCESS*

Patients seen in 24 months	Total	Change since previous quarter
Quarter ending June 2018	1,651	
Quarter ending September 2018	1,750	↑
Quarter ending December 2018	1,768	→
Quarter ending March 2019	1,725	↓
Quarter ending June 2019	1,748	→
Variance since June 2018	5.9%	↑



ACTIVITY



Month	Adjusted Scheduled Activity (UDA)	
	2019	2020
April	44	310
May	439	751
June	782	1,190
July	1,509	
August	1,925	
September	2,515	
October	2,957	
November	3,470	
December	3,714	
January	4,077	
February	4,505	
March	4,698	
April	4,796	
May	4,796	
June	4,796	

QUALITY

	Quantity	Base Number	Contract	AT	Region	England
% of FP17s for the same patient ID Re-attending within 3 months - Children	0	0	N/A	10.1%	11.2%	11.4%
% of FP17s for the same patient ID Re-attending within 3 months - Adults	41	343	12.0%	13.6%	14.8%	15.4%
% of FP17s for the same patient ID Re-attending between 3 & 9 months - Children	0	0	N/A	60.9%	60.9%	59.8%
% of FP17s for the same patient ID Re-attending between 3 & 9 months - Adults	51	343	14.9%	50.7%	53.2%	52.1%
% of FP17s for Band 1 Urgent Courses	57	314	18.2%	9.1%	8.3%	9.2%
% of FP17s Relating to Free Repair or Replacements	5	314	1.6%	0.7%	0.7%	0.7%
% of FP17s Relating to Continuations	1	314	0.3%	0.8%	0.8%	0.8%
% of Patients satisfied with the dentistry they have received	0	0	N/A	93.0%	93.2%	93.4%
% of Patients satisfied with the time they had to wait for an appointment	0	0	N/A	87.2%	88.5%	87.6%

* This is based on patients treated on this contract for their most recent course of treatment. Figures in italics indicate the base number of FP17s or Patient Questionnaire responses are less than 100. N/A is shown where the base number of responses is less than 10 during the period. % is calculated as Quantity/Base number*100

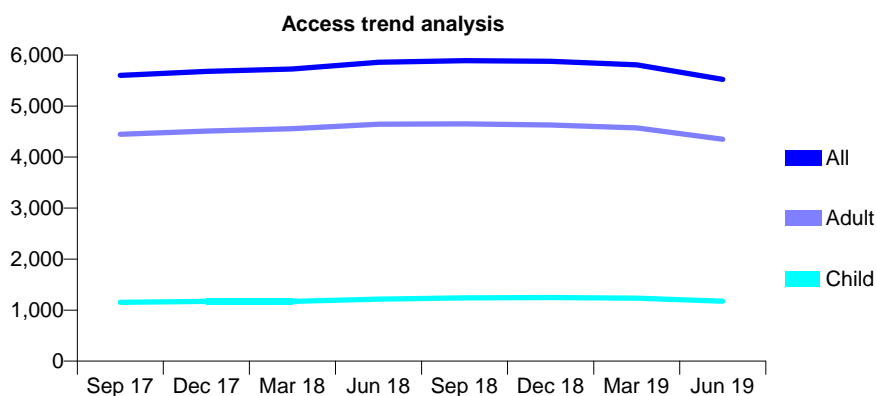
Q56 - Vital Signs At a Glance Contract Report for 139033/0001 - June 2019

Name or company name	DU TOIT & BURGER PARTNERSHIP (SUI
Contract type name	GDS Contract
Purpose of contract	General
Contract start date	01/04/2007
Contract end date	

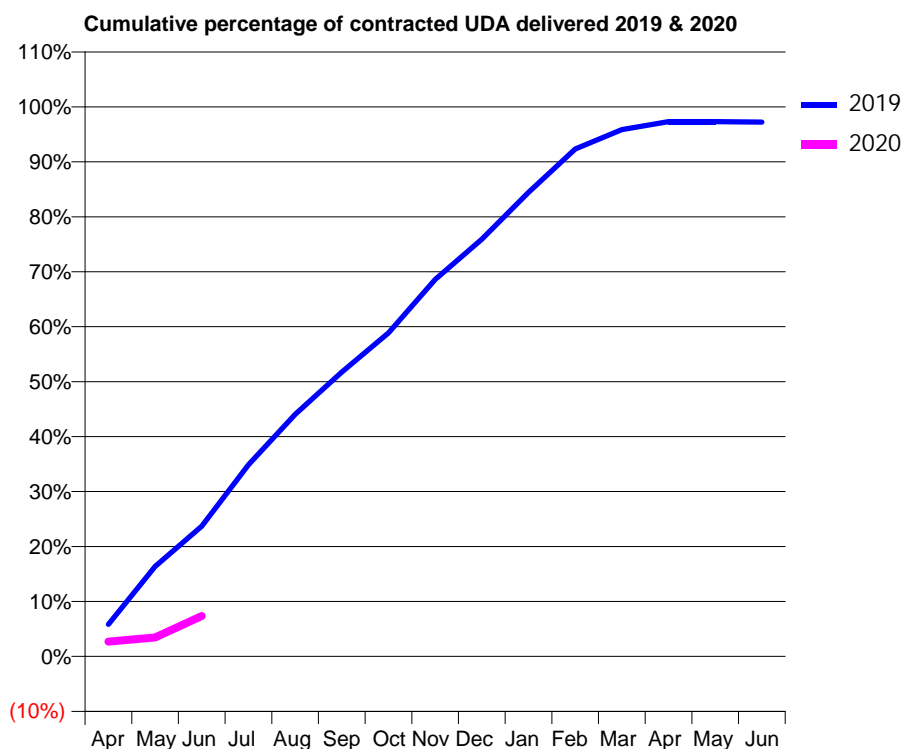
19/20 Contracted general activity (UDA)	14,425
Carry forward general activity (UDA)	0
19/20 Contracted orthodontic activity (UOA)	0
Carry forward orthodontic activity (UOA)	0
Baseline contract value	£351,175.28

ACCESS*

Patients seen in 24 months	Total	Change since previous quarter
Quarter ending June 2018	5,859	
Quarter ending September 2018	5,889	→
Quarter ending December 2018	5,878	→
Quarter ending March 2019	5,808	↓
Quarter ending June 2019	5,522	↓
Variance since June 2018	(5.8%)	↓



ACTIVITY



Month	2019	2020
April	842	391
May	2,363	500
June	3,417	1,061
July	5,033	
August	6,354	
September	7,460	
October	8,495	
November	9,894	
December	10,946	
January	12,182	
February	13,317	
March	13,830	
April	14,036	
May	14,036	
June	14,025	

QUALITY

	Quantity	Base Number	Contract	AT	Region	England
% of FP17s for the same patient ID Re-attending within 3 months - Children	0	160	0.0%	10.1%	11.2%	11.4%
% of FP17s for the same patient ID Re-attending within 3 months - Adults	73	588	12.4%	13.6%	14.8%	15.4%
% of FP17s for the same patient ID Re-attending between 3 & 9 months - Children	108	160	67.5%	60.9%	60.9%	59.8%
% of FP17s for the same patient ID Re-attending between 3 & 9 months - Adults	290	588	49.3%	50.7%	53.2%	52.1%
% of FP17s for Band 1 Urgent Courses	87	679	12.8%	9.1%	8.3%	9.2%
% of FP17s Relating to Free Repair or Replacements	5	679	0.7%	0.7%	0.7%	0.7%
% of FP17s Relating to Continuations	8	679	1.2%	0.8%	0.8%	0.8%
% of Patients satisfied with the dentistry they have received	0	0	N/A	93.0%	93.2%	93.4%
% of Patients satisfied with the time they had to wait for an appointment	0	0	N/A	87.2%	88.5%	87.6%

* This is based on patients treated on this contract for their most recent course of treatment. Figures in italics indicate the base number of FP17s or Patient Questionnaire responses are less than 100. N/A is shown where the base number of responses is less than 10 during the period. % is calculated as Quantity/Base number*100

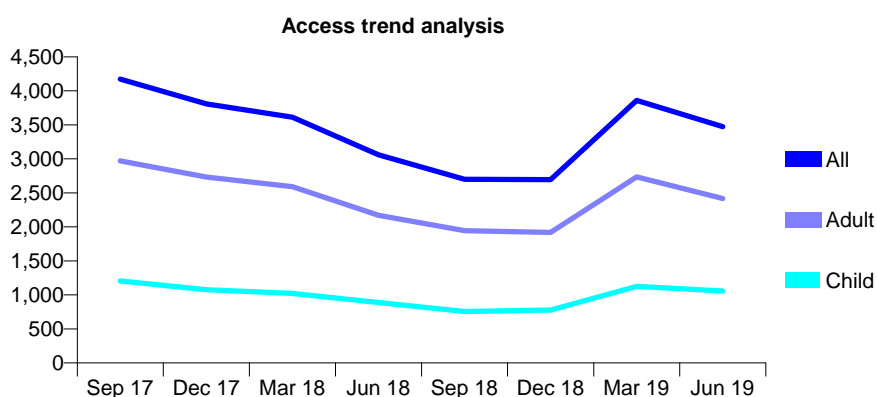
Q56 - Vital Signs At a Glance Contract Report for 139440/0001 - June 2019

Name or company name	Peirson Services Ltd
Contract type name	PDS Plus Contract
Purpose of contract	General
Contract start date	01/04/2010
Contract end date	31/03/2020

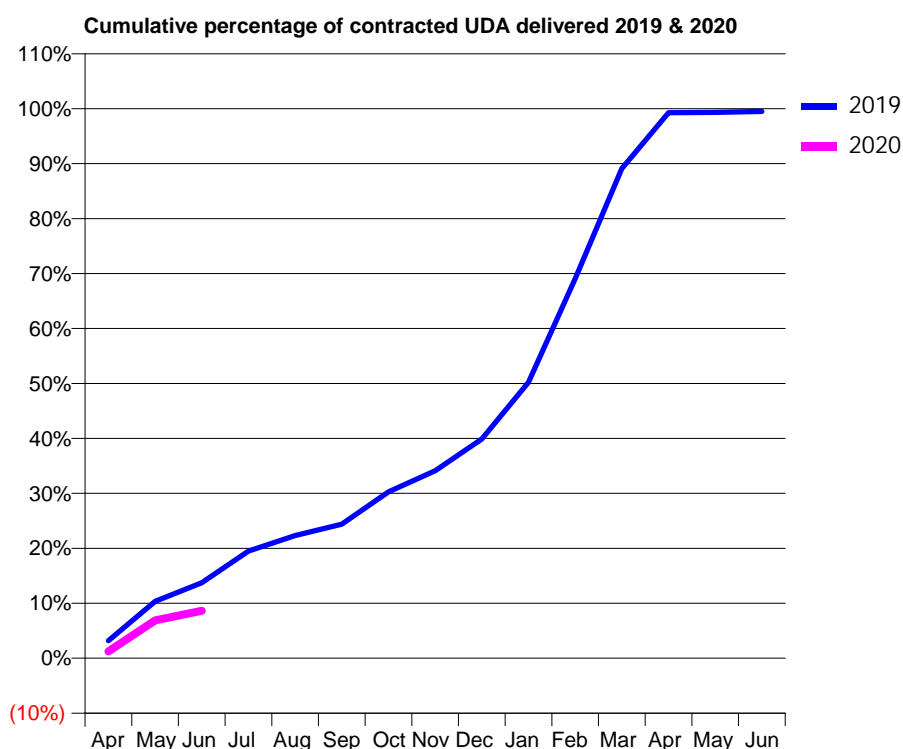
19/20 Contracted general activity (UDA)	11,000
Carry forward general activity (UDA)	0
19/20 Contracted orthodontic activity (UOA)	0
Carry forward orthodontic activity (UOA)	0
Baseline contract value	£290,454.72

ACCESS*

Patients seen in 24 months	Total	Change since previous quarter
Quarter ending June 2018	3,060	
Quarter ending September 2018	2,701	↓
Quarter ending December 2018	2,695	→
Quarter ending March 2019	3,860	↑
Quarter ending June 2019	3,474	↓
Variance since June 2018	13.5%	↑



ACTIVITY



Month	2019	2020
April	352	138
May	1,138	758
June	1,509	950
July	2,146	
August	2,455	
September	2,684	
October	3,331	
November	3,754	
December	4,388	
January	5,523	
February	7,600	
March	9,802	
April	10,920	
May	10,925	
June	10,942	

QUALITY

	Quantity	Base Number	Contract	AT	Region	England
% of FP17s for the same patient ID Re-attending within 3 months - Children	10	224	4.5%	10.1%	11.2%	11.4%
% of FP17s for the same patient ID Re-attending within 3 months - Adults	86	552	15.6%	13.6%	14.8%	15.4%
% of FP17s for the same patient ID Re-attending between 3 & 9 months - Children	82	224	36.6%	60.9%	60.9%	59.8%
% of FP17s for the same patient ID Re-attending between 3 & 9 months - Adults	169	552	30.6%	50.7%	53.2%	52.1%
% of FP17s for Band 1 Urgent Courses	60	401	15.0%	9.1%	8.3%	9.2%
% of FP17s Relating to Free Repair or Replacements	3	401	0.7%	0.7%	0.7%	0.7%
% of FP17s Relating to Continuations	5	401	1.2%	0.8%	0.8%	0.8%
% of Patients satisfied with the dentistry they have received	2	2	N/A	93.0%	93.2%	93.4%
% of Patients satisfied with the time they had to wait for an appointment	2	2	N/A	87.2%	88.5%	87.6%

* This is based on patients treated on this contract for their most recent course of treatment.

Figures in italics indicate the base number of FP17s or Patient Questionnaire responses are less than 100. N/A is shown where the base number of responses is less than 10 during the period. % is calculated as Quantity/Base number*100

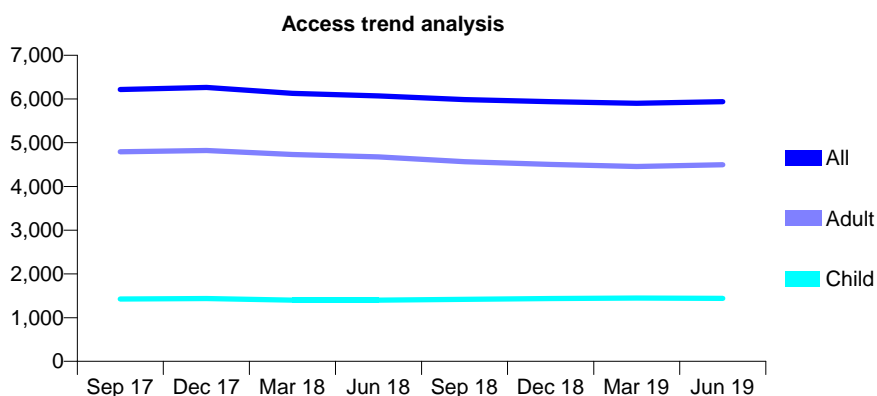
Q56 - Vital Signs At a Glance Contract Report for 139882/0001 - June 2019

Name or company name	Mr M Eyrumlu and Mr A Eyrumlu
Contract type name	GDS Contract
Purpose of contract	General
Contract start date	10/05/2014
Contract end date	

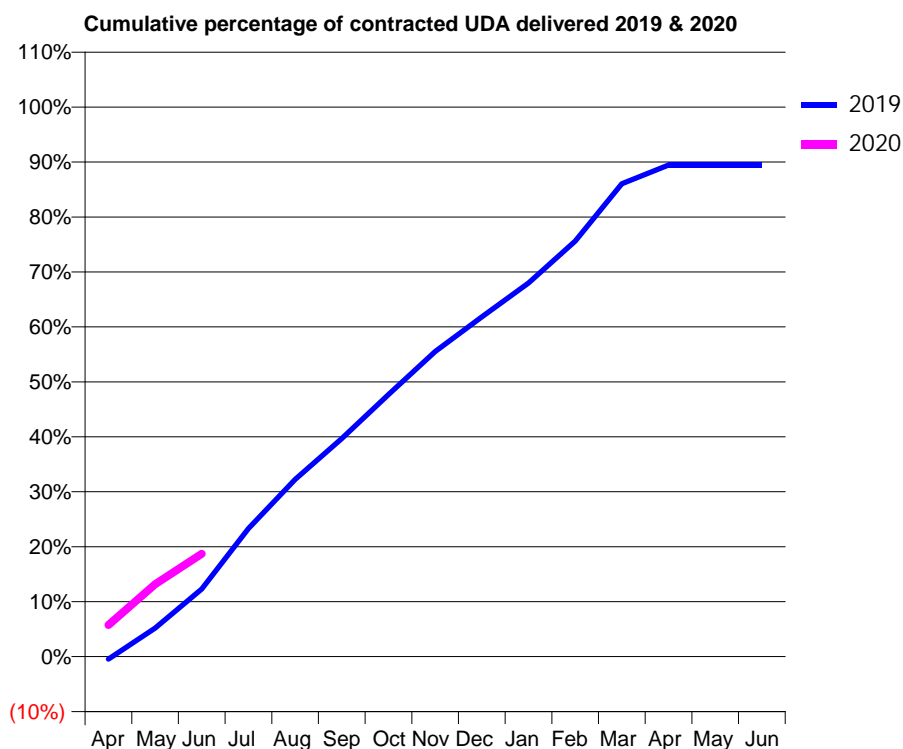
19/20 Contracted general activity (UDA)	22,000
Carry forward general activity (UDA)	0
19/20 Contracted orthodontic activity (UOA)	0
Carry forward orthodontic activity (UOA)	0
Baseline contract value	£574,586.30

ACCESS*

Patients seen in 24 months	Total	Change since previous quarter
Quarter ending June 2018	6,071	
Quarter ending September 2018	5,987	↓
Quarter ending December 2018	5,939	→
Quarter ending March 2019	5,901	→
Quarter ending June 2019	5,937	→
Variance since June 2018	(2.2%)	↓



ACTIVITY



Month	Adjusted Scheduled Activity (UDA)	
	2019	2020
April	-106	1,269
May	1,144	2,901
June	2,708	4,119
July	5,128	
August	7,097	
September	8,734	
October	10,495	
November	12,217	
December	13,600	
January	14,956	
February	16,635	
March	18,926	
April	19,683	
May	19,683	
June	19,683	

QUALITY

	Quantity	Base Number	Contract	AT	Region	England
% of FP17s for the same patient ID Re-attending within 3 months - Children	41	555	7.4%	10.1%	11.2%	11.4%
% of FP17s for the same patient ID Re-attending within 3 months - Adults	184	1,564	11.8%	13.6%	14.8%	15.4%
% of FP17s for the same patient ID Re-attending between 3 & 9 months - Children	382	555	68.8%	60.9%	60.9%	59.8%
% of FP17s for the same patient ID Re-attending between 3 & 9 months - Adults	911	1,564	58.2%	50.7%	53.2%	52.1%
% of FP17s for Band 1 Urgent Courses	97	1,793	5.4%	9.1%	8.3%	9.2%
% of FP17s Relating to Free Repair or Replacements	29	1,793	1.6%	0.7%	0.7%	0.7%
% of FP17s Relating to Continuations	42	1,793	2.3%	0.8%	0.8%	0.8%
% of Patients satisfied with the dentistry they have received	1	1	N/A	93.0%	93.2%	93.4%
% of Patients satisfied with the time they had to wait for an appointment	1	1	N/A	87.2%	88.5%	87.6%

* This is based on patients treated on this contract for their most recent course of treatment. Figures in italics indicate the base number of FP17s or Patient Questionnaire responses are less than 100. N/A is shown where the base number of responses is less than 10 during the period. % is calculated as Quantity/Base number*100

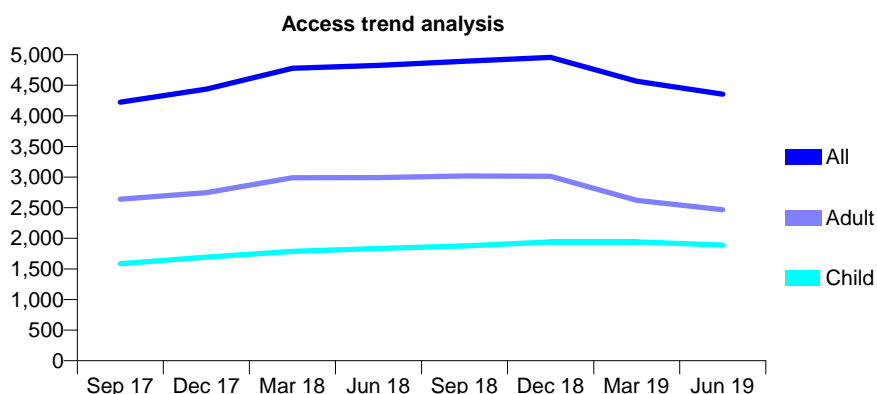
Q56 - Vital Signs At a Glance Contract Report for 140708/0001 - June 2019

Name or company name	Bretton Dental Clinic Partnership
Contract type name	GDS Contract
Purpose of contract	General
Contract start date	01/12/2014
Contract end date	

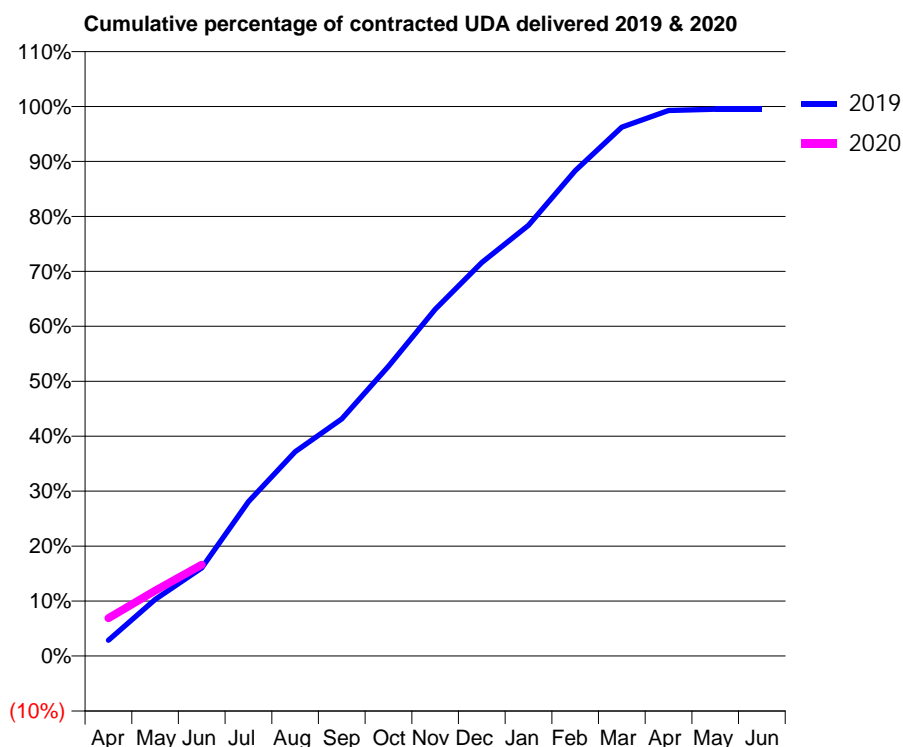
19/20 Contracted general activity (UDA)	12,034
Carry forward general activity (UDA)	0
19/20 Contracted orthodontic activity (UOA)	0
Carry forward orthodontic activity (UOA)	0
Baseline contract value	£309,989.30

ACCESS*

Patients seen in 24 months	Total	Change since previous quarter
Quarter ending June 2018	4,825	
Quarter ending September 2018	4,892	→
Quarter ending December 2018	4,955	→
Quarter ending March 2019	4,565	↓
Quarter ending June 2019	4,354	↓
Variance since June 2018	(9.8%)	↓



ACTIVITY



Month	Adjusted Scheduled Activity (UDA)	
	2019	2020
April	345	827
May	1,241	1,432
June	1,928	1,999
July	3,381	
August	4,472	
September	5,192	
October	6,345	
November	7,595	
December	8,616	
January	9,434	
February	10,628	
March	11,580	
April	11,946	
May	11,972	
June	11,972	

QUALITY

	Quantity	Base Number	Contract	AT	Region	England
% of FP17s for the same patient ID Re-attending within 3 months - Children	52	632	8.2%	10.1%	11.2%	11.4%
% of FP17s for the same patient ID Re-attending within 3 months - Adults	114	549	20.8%	13.6%	14.8%	15.4%
% of FP17s for the same patient ID Re-attending between 3 & 9 months - Children	413	632	65.3%	60.9%	60.9%	59.8%
% of FP17s for the same patient ID Re-attending between 3 & 9 months - Adults	293	549	53.4%	50.7%	53.2%	52.1%
% of FP17s for Band 1 Urgent Courses	115	974	11.8%	9.1%	8.3%	9.2%
% of FP17s Relating to Free Repair or Replacements	0	974	0.0%	0.7%	0.7%	0.7%
% of FP17s Relating to Continuations	0	974	0.0%	0.8%	0.8%	0.8%
% of Patients satisfied with the dentistry they have received	0	0	N/A	93.0%	93.2%	93.4%
% of Patients satisfied with the time they had to wait for an appointment	0	0	N/A	87.2%	88.5%	87.6%

* This is based on patients treated on this contract for their most recent course of treatment. Figures in italics indicate the base number of FP17s or Patient Questionnaire responses are less than 100. N/A is shown where the base number of responses is less than 10 during the period. % is calculated as Quantity/Base number*100

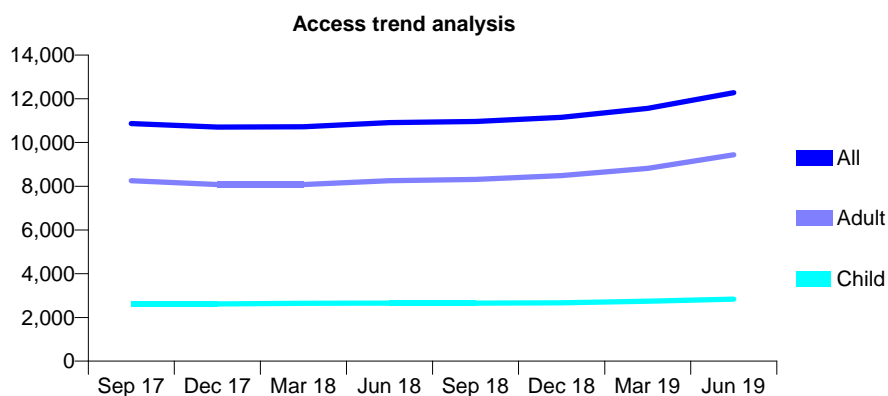
Q56 - Vital Signs At a Glance Contract Report for 141062/0001 - June 2019

Name or company name	Taverham Dental Health Clinic Limited
Contract type name	GDS Contract
Purpose of contract	General
Contract start date	01/02/2012
Contract end date	

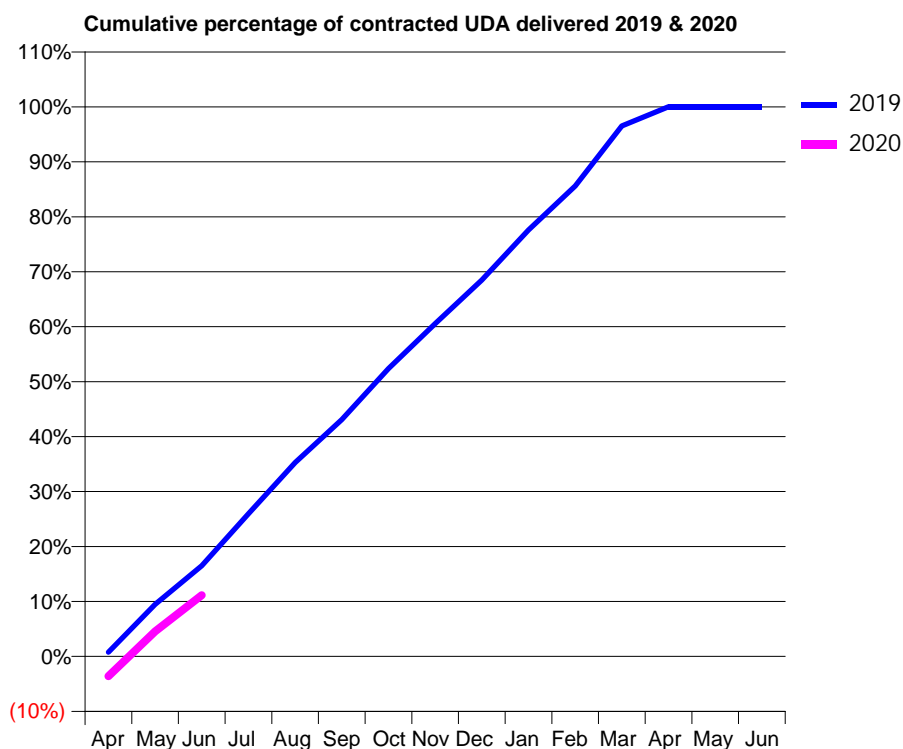
19/20 Contracted general activity (UDA)	37,140
Carry forward general activity (UDA)	3,000
19/20 Contracted orthodontic activity (UOA)	0
Carry forward orthodontic activity (UOA)	0
Baseline contract value	£953,847.32

ACCESS*

Patients seen in 24 months	Total	Change since previous quarter
Quarter ending June 2018	10,908	
Quarter ending September 2018	10,964	→
Quarter ending December 2018	11,152	→
Quarter ending March 2019	11,560	↑
Quarter ending June 2019	12,275	↑
Variance since June 2018	12.5%	↑



ACTIVITY



Month	2019	2020
April	279	-1,340
May	3,523	1,699
June	6,134	4,142
July	9,637	
August	13,102	
September	16,000	
October	19,458	
November	22,490	
December	25,439	
January	28,819	
February	31,793	
March	35,850	
April	37,148	
May	37,146	
June	37,146	

QUALITY

	Quantity	Base Number	Contract	AT	Region	England
% of FP17s for the same patient ID Re-attending within 3 months - Children	62	933	6.6%	10.1%	11.2%	11.4%
% of FP17s for the same patient ID Re-attending within 3 months - Adults	355	3,131	11.3%	13.6%	14.8%	15.4%
% of FP17s for the same patient ID Re-attending between 3 & 9 months - Children	532	933	57.0%	60.9%	60.9%	59.8%
% of FP17s for the same patient ID Re-attending between 3 & 9 months - Adults	1,602	3,131	51.2%	50.7%	53.2%	52.1%
% of FP17s for Band 1 Urgent Courses	324	3,528	9.2%	9.1%	8.3%	9.2%
% of FP17s Relating to Free Repair or Replacements	20	3,528	0.6%	0.7%	0.7%	0.7%
% of FP17s Relating to Continuations	61	3,528	1.7%	0.8%	0.8%	0.8%
% of Patients satisfied with the dentistry they have received	9	9	N/A	93.0%	93.2%	93.4%
% of Patients satisfied with the time they had to wait for an appointment	9	9	N/A	87.2%	88.5%	87.6%

* This is based on patients treated on this contract for their most recent course of treatment. Figures in italics indicate the base number of FP17s or Patient Questionnaire responses are less than 100. N/A is shown where the base number of responses is less than 10 during the period. % is calculated as Quantity/Base number*100

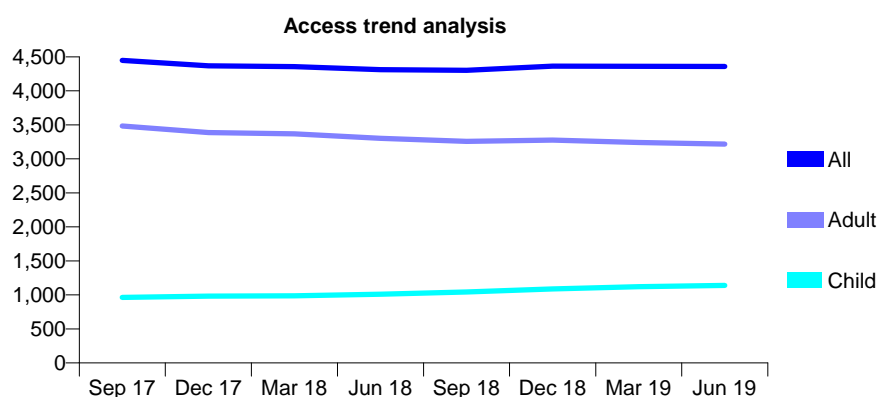
Q56 - Vital Signs At a Glance Contract Report for 143391/0001 - June 2019

Name or company name	Dr J Sherer and Dr L Levin
Contract type name	GDS Contract
Purpose of contract	General
Contract start date	01/02/2011
Contract end date	

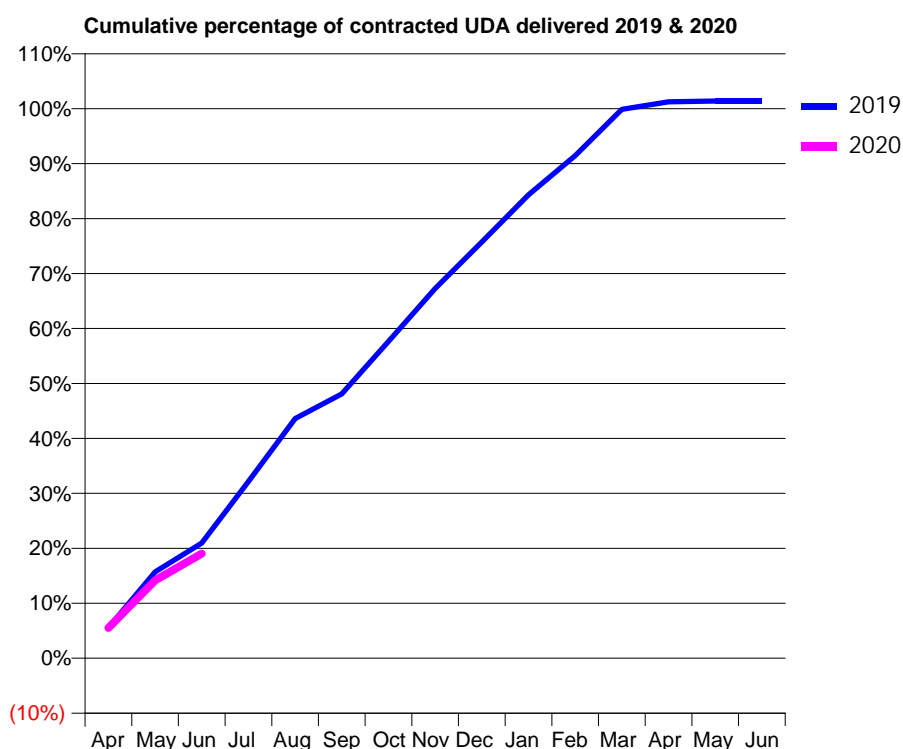
19/20 Contracted general activity (UDA)	9,634
Carry forward general activity (UDA)	0
19/20 Contracted orthodontic activity (UOA)	0
Carry forward orthodontic activity (UOA)	0
Baseline contract value	£271,866.17

ACCESS*

Patients seen in 24 months	Total	Change since previous quarter
Quarter ending June 2018	4,313	
Quarter ending September 2018	4,302	→
Quarter ending December 2018	4,363	→
Quarter ending March 2019	4,361	→
Quarter ending June 2019	4,358	→
Variance since June 2018	1.0%	→



ACTIVITY



Adjusted Scheduled Activity (UDA)		
Month	2019	2020
April	540	531
May	1,513	1,366
June	2,019	1,835
July	3,098	
August	4,203	
September	4,632	
October	5,554	
November	6,481	
December	7,295	
January	8,123	
February	8,810	
March	9,622	
April	9,755	
May	9,767	
June	9,768	

QUALITY

	Quantity	Base Number	Contract	AT	Region	England
% of FP17s for the same patient ID Re-attending within 3 months - Children	35	370	9.5%	10.1%	11.2%	11.4%
% of FP17s for the same patient ID Re-attending within 3 months - Adults	120	1,007	11.9%	13.6%	14.8%	15.4%
% of FP17s for the same patient ID Re-attending between 3 & 9 months - Children	250	370	67.6%	60.9%	60.9%	59.8%
% of FP17s for the same patient ID Re-attending between 3 & 9 months - Adults	584	1,007	58.0%	50.7%	53.2%	52.1%
% of FP17s for Band 1 Urgent Courses	141	1,317	10.7%	9.1%	8.3%	9.2%
% of FP17s Relating to Free Repair or Replacements	0	1,317	0.0%	0.7%	0.7%	0.7%
% of FP17s Relating to Continuations	21	1,317	1.6%	0.8%	0.8%	0.8%
% of Patients satisfied with the dentistry they have received	0	0	N/A	93.0%	93.2%	93.4%
% of Patients satisfied with the time they had to wait for an appointment	0	0	N/A	87.2%	88.5%	87.6%

* This is based on patients treated on this contract for their most recent course of treatment. Figures in italics indicate the base number of FP17s or Patient Questionnaire responses are less than 100. N/A is shown where the base number of responses is less than 10 during the period. % is calculated as Quantity/Base number*100

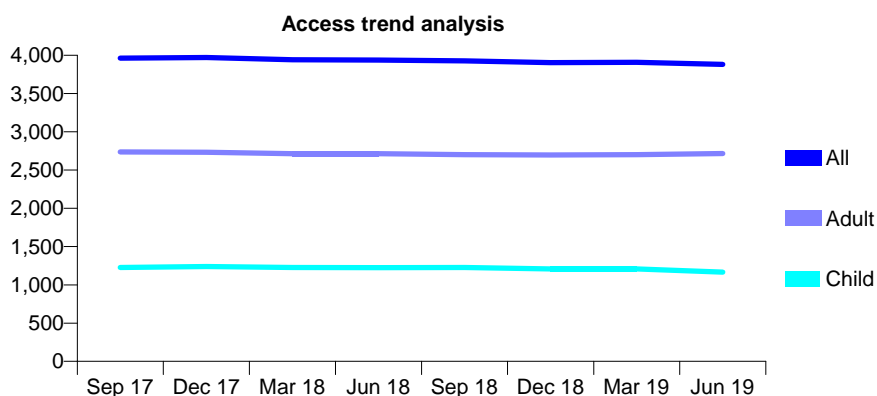
Q56 - Vital Signs At a Glance Contract Report for 144487/0001 - June 2019

Name or company name	The Old Grammer School Dental Surgery
Contract type name	GDS Contract
Purpose of contract	General
Contract start date	01/07/2015
Contract end date	

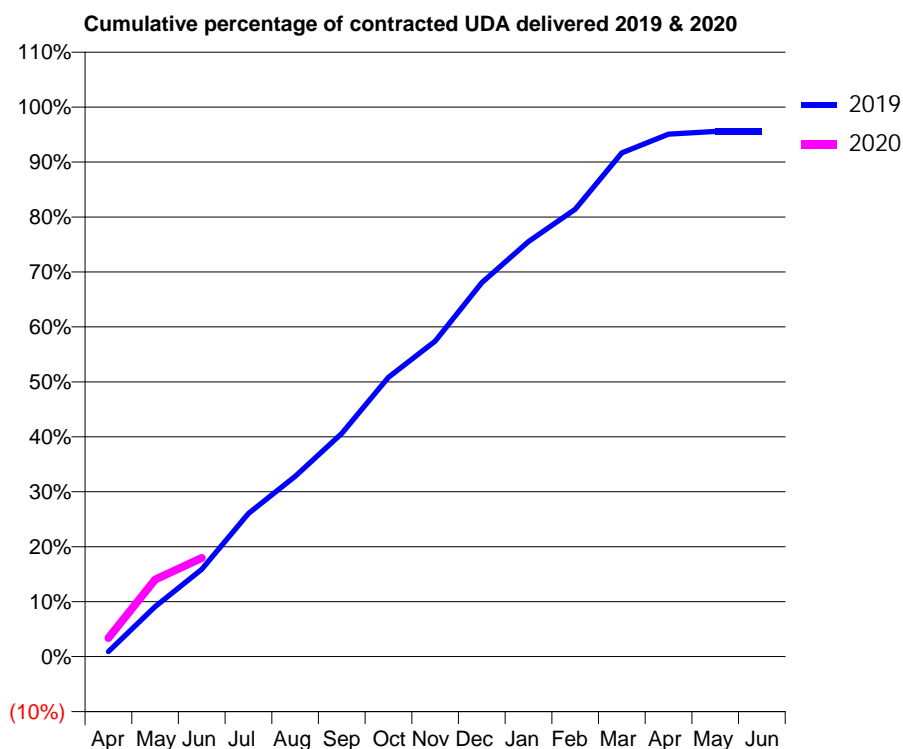
19/20 Contracted general activity (UDA)	10,000
Carry forward general activity (UDA)	0
19/20 Contracted orthodontic activity (UOA)	0
Carry forward orthodontic activity (UOA)	0
Baseline contract value	£260,875.64

ACCESS*

Patients seen in 24 months	Total	Change since previous quarter
Quarter ending June 2018	3,938	
Quarter ending September 2018	3,928	→
Quarter ending December 2018	3,904	→
Quarter ending March 2019	3,908	→
Quarter ending June 2019	3,881	→
Variance since June 2018	(1.4%)	↓



ACTIVITY



Month	Adjusted Scheduled Activity (UDA)	
	2019	2020
April	90	341
May	911	1,401
June	1,589	1,797
July	2,606	
August	3,280	
September	4,060	
October	5,082	
November	5,741	
December	6,804	
January	7,553	
February	8,141	
March	9,167	
April	9,507	
May	9,557	
June	9,557	

QUALITY

	Quantity	Base Number	Contract	AT	Region	England
% of FP17s for the same patient ID Re-attending within 3 months - Children	19	352	5.4%	10.1%	11.2%	11.4%
% of FP17s for the same patient ID Re-attending within 3 months - Adults	149	961	15.5%	13.6%	14.8%	15.4%
% of FP17s for the same patient ID Re-attending between 3 & 9 months - Children	269	352	76.4%	60.9%	60.9%	59.8%
% of FP17s for the same patient ID Re-attending between 3 & 9 months - Adults	615	961	64.0%	50.7%	53.2%	52.1%
% of FP17s for Band 1 Urgent Courses	63	1,079	5.8%	9.1%	8.3%	9.2%
% of FP17s Relating to Free Repair or Replacements	14	1,079	1.3%	0.7%	0.7%	0.7%
% of FP17s Relating to Continuations	28	1,079	2.6%	0.8%	0.8%	0.8%
% of Patients satisfied with the dentistry they have received	5	6	N/A	93.0%	93.2%	93.4%
% of Patients satisfied with the time they had to wait for an appointment	4	6	N/A	87.2%	88.5%	87.6%

* This is based on patients treated on this contract for their most recent course of treatment. Figures in italics indicate the base number of FP17s or Patient Questionnaire responses are less than 100. N/A is shown where the base number of responses is less than 10 during the period. % is calculated as Quantity/Base number*100

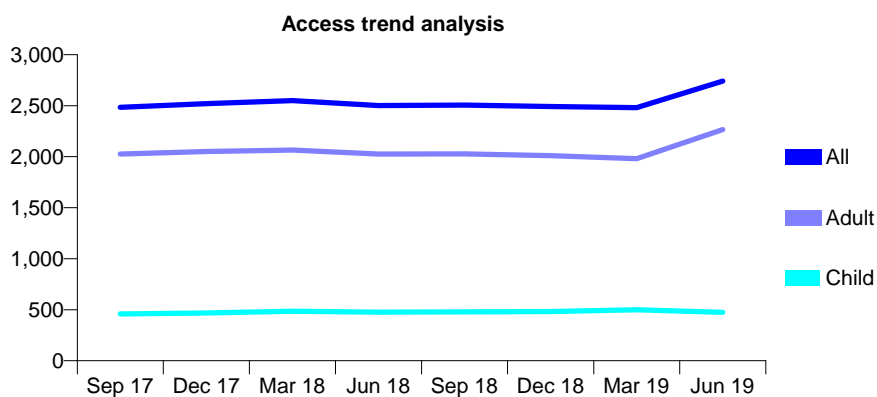
Q56 - Vital Signs At a Glance Contract Report for 145297/0001 - June 2019

Name or company name	Ms Teresa Kleinhans
Contract type name	GDS Contract
Purpose of contract	General
Contract start date	01/04/2012
Contract end date	

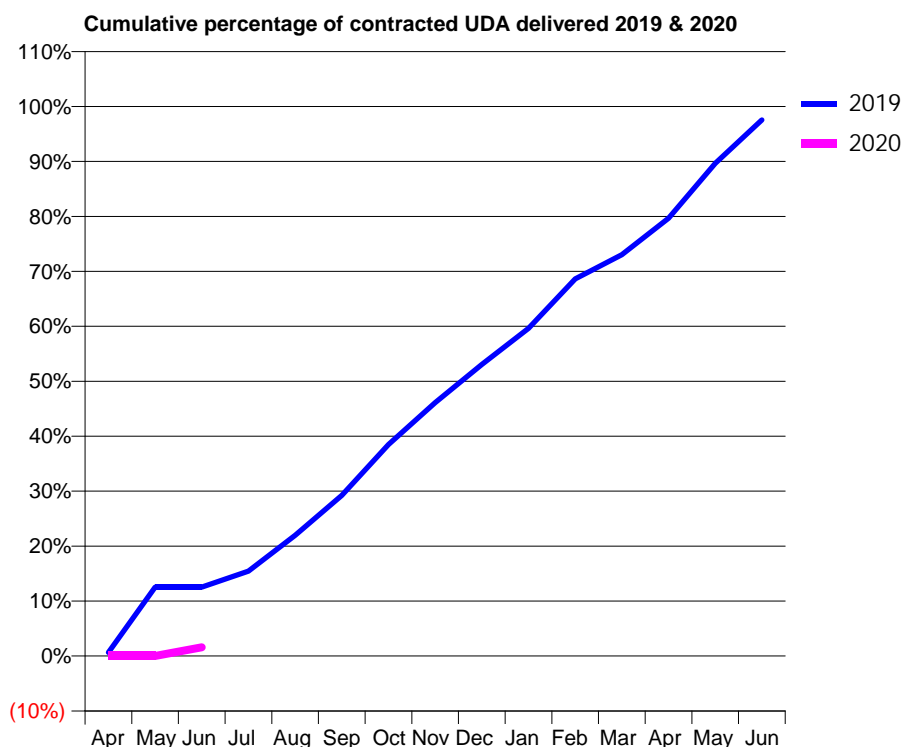
19/20 Contracted general activity (UDA)	6,737
Carry forward general activity (UDA)	0
19/20 Contracted orthodontic activity (UOA)	0
Carry forward orthodontic activity (UOA)	0
Baseline contract value	£171,685.36

ACCESS*

Patients seen in 24 months	Total	Change since previous quarter
Quarter ending June 2018	2,501	
Quarter ending September 2018	2,507	→
Quarter ending December 2018	2,492	→
Quarter ending March 2019	2,481	→
Quarter ending June 2019	2,741	↑
Variance since June 2018	9.6%	↑



ACTIVITY



Month	Adjusted Scheduled Activity (UDA)	
	2019	2020
April	45	0
May	845	0
June	845	107
July	1,040	
August	1,481	
September	1,970	
October	2,594	
November	3,107	
December	3,575	
January	4,017	
February	4,624	
March	4,920	
April	5,366	
May	6,040	
June	6,571	

QUALITY

	Quantity	Base Number	Contract	AT	Region	England
% of FP17s for the same patient ID Re-attending within 3 months - Children	15	179	8.4%	10.1%	11.2%	11.4%
% of FP17s for the same patient ID Re-attending within 3 months - Adults	56	870	6.4%	13.6%	14.8%	15.4%
% of FP17s for the same patient ID Re-attending between 3 & 9 months - Children	89	179	49.7%	60.9%	60.9%	59.8%
% of FP17s for the same patient ID Re-attending between 3 & 9 months - Adults	257	870	29.5%	50.7%	53.2%	52.1%
% of FP17s for Band 1 Urgent Courses	10	85	11.8%	9.1%	8.3%	9.2%
% of FP17s Relating to Free Repair or Replacements	0	85	0.0%	0.7%	0.7%	0.7%
% of FP17s Relating to Continuations	0	85	0.0%	0.8%	0.8%	0.8%
% of Patients satisfied with the dentistry they have received	3	3	N/A	93.0%	93.2%	93.4%
% of Patients satisfied with the time they had to wait for an appointment	2	3	N/A	87.2%	88.5%	87.6%

* This is based on patients treated on this contract for their most recent course of treatment. Figures in italics indicate the base number of FP17s or Patient Questionnaire responses are less than 100. N/A is shown where the base number of responses is less than 10 during the period. % is calculated as Quantity/Base number*100

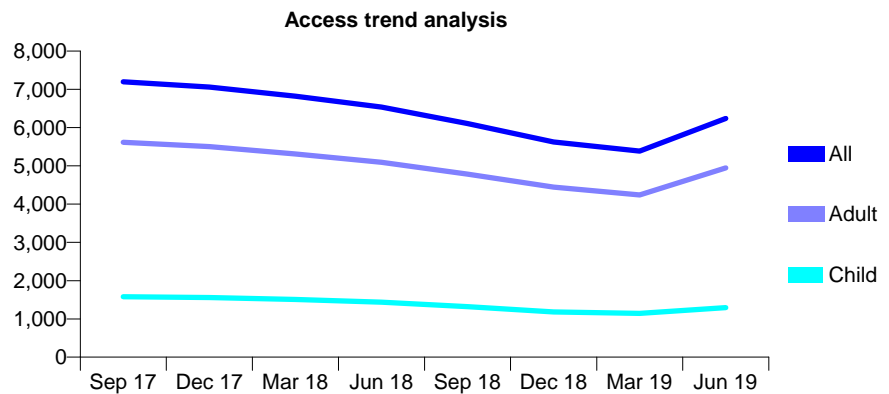
Q56 - Vital Signs At a Glance Contract Report for 145904/0001 - June 2019

Name or company name	St Mary Dental Practice
Contract type name	GDS Contract
Purpose of contract	General
Contract start date	01/12/2010
Contract end date	

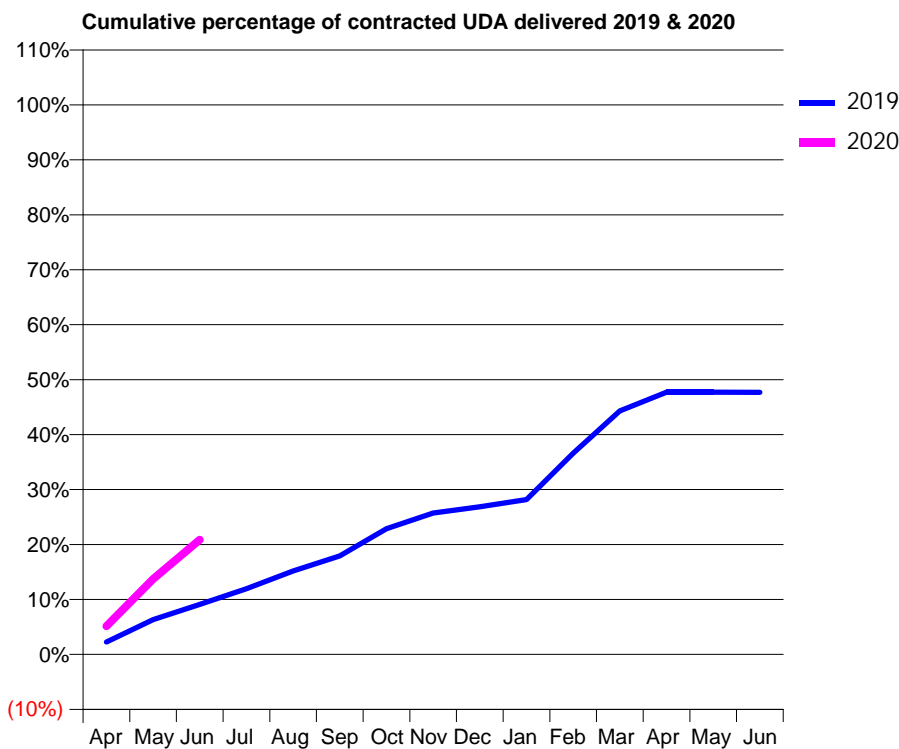
19/20 Contracted general activity (UDA)	20,907
Carry forward general activity (UDA)	0
19/20 Contracted orthodontic activity (UOA)	0
Carry forward orthodontic activity (UOA)	0
Baseline contract value	£631,286.86

ACCESS*

Patients seen in 24 months	Total	Change since previous quarter
Quarter ending June 2018	6,533	
Quarter ending September 2018	6,104	↓
Quarter ending December 2018	5,624	↓
Quarter ending March 2019	5,386	↓
Quarter ending June 2019	6,239	↑
Variance since June 2018	(4.5%)	↓



ACTIVITY



Month	2019	2020
April	472	1,078
May	1,329	2,875
June	1,907	4,367
July	2,500	
August	3,174	
September	3,745	
October	4,781	
November	5,379	
December	5,617	
January	5,894	
February	7,657	
March	9,263	
April	9,978	
May	9,976	
June	9,972	

QUALITY

	Quantity	Base Number	Contract	AT	Region	England
% of FP17s for the same patient ID Re-attending within 3 months - Children	25	535	4.7%	10.1%	11.2%	11.4%
% of FP17s for the same patient ID Re-attending within 3 months - Adults	240	1,993	12.0%	13.6%	14.8%	15.4%
% of FP17s for the same patient ID Re-attending between 3 & 9 months - Children	165	535	30.8%	60.9%	60.9%	59.8%
% of FP17s for the same patient ID Re-attending between 3 & 9 months - Adults	465	1,993	23.3%	50.7%	53.2%	52.1%
% of FP17s for Band 1 Urgent Courses	182	2,247	8.1%	9.1%	8.3%	9.2%
% of FP17s Relating to Free Repair or Replacements	5	2,247	0.2%	0.7%	0.7%	0.7%
% of FP17s Relating to Continuations	16	2,247	0.7%	0.8%	0.8%	0.8%
% of Patients satisfied with the dentistry they have received	0	0	N/A	93.0%	93.2%	93.4%
% of Patients satisfied with the time they had to wait for an appointment	0	0	N/A	87.2%	88.5%	87.6%

* This is based on patients treated on this contract for their most recent course of treatment. Figures in italics indicate the base number of FP17s or Patient Questionnaire responses are less than 100. N/A is shown where the base number of responses is less than 10 during the period. % is calculated as Quantity/Base number*100

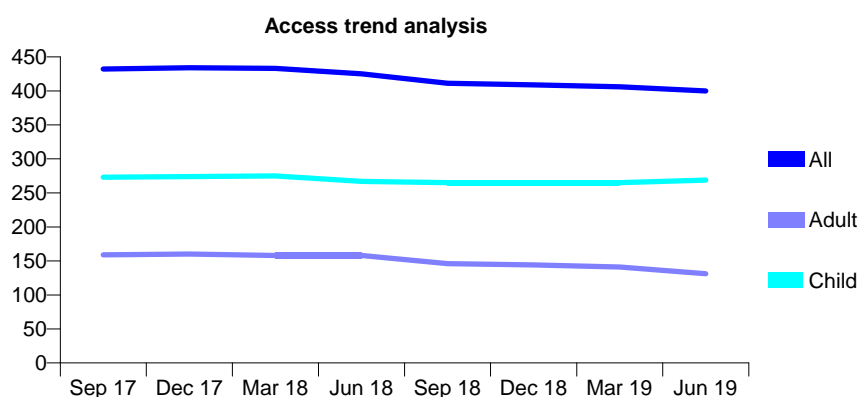
Q56 - Vital Signs At a Glance Contract Report for 147052/0001 - June 2019

Name or company name	Matley Dental Surgery
Contract type name	GDS Contract
Purpose of contract	General
Contract start date	01/04/2009
Contract end date	

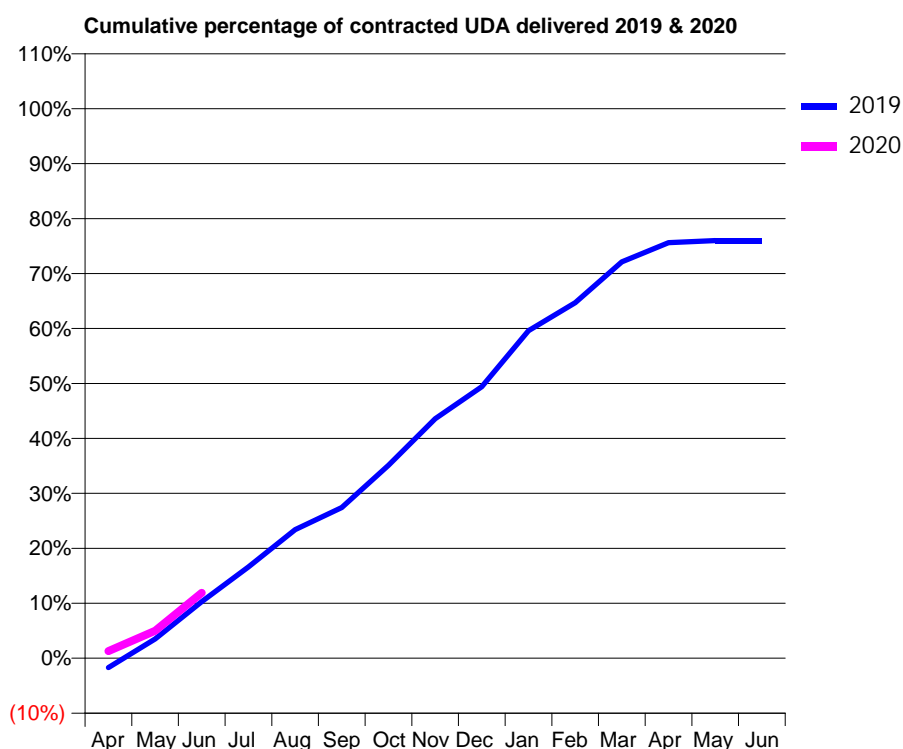
19/20 Contracted general activity (UDA)	1,000
Carry forward general activity (UDA)	0
19/20 Contracted orthodontic activity (UOA)	0
Carry forward orthodontic activity (UOA)	0
Baseline contract value	£24,284.88

ACCESS*

Patients seen in 24 months	Total	Change since previous quarter
Quarter ending June 2018	425	
Quarter ending September 2018	411	↓
Quarter ending December 2018	409	→
Quarter ending March 2019	406	→
Quarter ending June 2019	400	↓
Variance since June 2018	(5.9%)	↓



ACTIVITY



Month	2019	2020
April	-17	13
May	35	50
June	103	119
July	166	
August	234	
September	274	
October	351	
November	436	
December	494	
January	596	
February	647	
March	721	
April	756	
May	760	
June	760	

QUALITY

	Quantity	Base Number	Contract	AT	Region	England
% of FP17s for the same patient ID Re-attending within 3 months - Children	2	90	2.2%	10.1%	11.2%	11.4%
% of FP17s for the same patient ID Re-attending within 3 months - Adults	4	24	16.7%	13.6%	14.8%	15.4%
% of FP17s for the same patient ID Re-attending between 3 & 9 months - Children	46	90	51.1%	60.9%	60.9%	59.8%
% of FP17s for the same patient ID Re-attending between 3 & 9 months - Adults	9	24	37.5%	50.7%	53.2%	52.1%
% of FP17s for Band 1 Urgent Courses	0	101	0.0%	9.1%	8.3%	9.2%
% of FP17s Relating to Free Repair or Replacements	0	101	0.0%	0.7%	0.7%	0.7%
% of FP17s Relating to Continuations	0	101	0.0%	0.8%	0.8%	0.8%
% of Patients satisfied with the dentistry they have received	0	0	N/A	93.0%	93.2%	93.4%
% of Patients satisfied with the time they had to wait for an appointment	0	0	N/A	87.2%	88.5%	87.6%

* This is based on patients treated on this contract for their most recent course of treatment.

Figures in italics indicate the base number of FP17s or Patient Questionnaire responses are less than 100. N/A is shown where the base number of responses is less than 10 during the period. % is calculated as Quantity/Base number*100

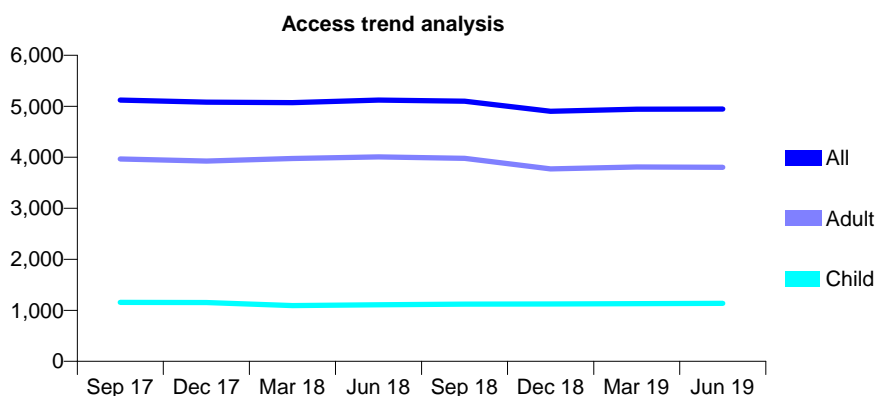
Q56 - Vital Signs At a Glance Contract Report for 148342/0002 - June 2019

Name or company name	Brundall Practice Limited
Contract type name	GDS Contract
Purpose of contract	General
Contract start date	01/10/2012
Contract end date	

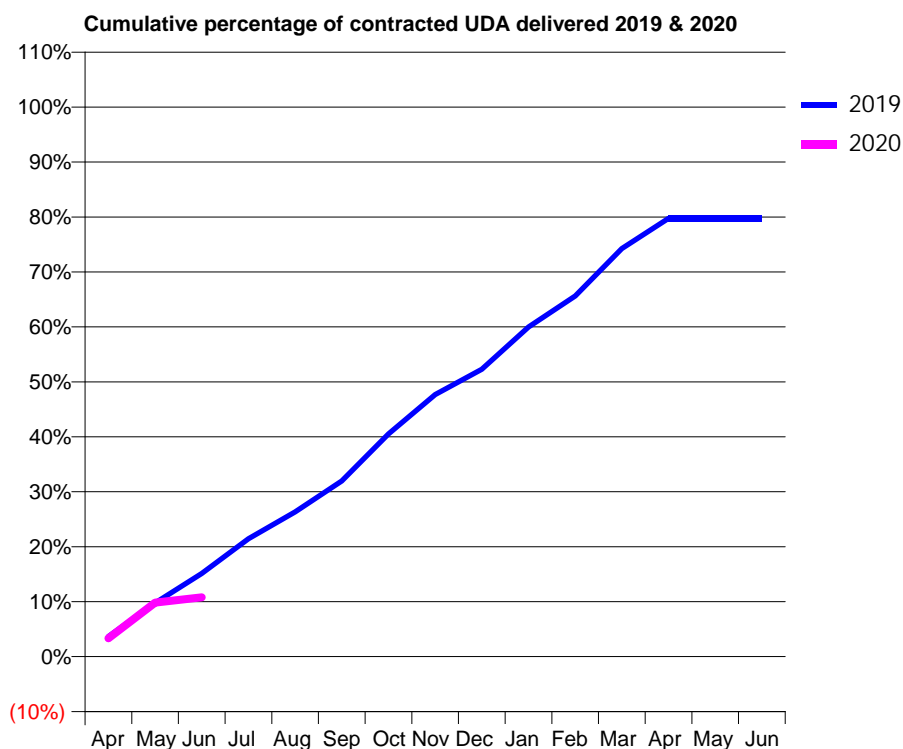
19/20 Contracted general activity (UDA)	16,024
Carry forward general activity (UDA)	0
19/20 Contracted orthodontic activity (UOA)	0
Carry forward orthodontic activity (UOA)	0
Baseline contract value	£410,189.06

ACCESS*

Patients seen in 24 months	Total	Change since previous quarter
Quarter ending June 2018	5,119	
Quarter ending September 2018	5,099	→
Quarter ending December 2018	4,901	↓
Quarter ending March 2019	4,943	→
Quarter ending June 2019	4,945	→
Variance since June 2018	(3.4%)	↓



ACTIVITY



Month	Adjusted Scheduled Activity (UDA)	
	2019	2020
April	584	535
May	1,564	1,575
June	2,424	1,728
July	3,439	
August	4,222	
September	5,122	
October	6,492	
November	7,643	
December	8,377	
January	9,610	
February	10,515	
March	11,895	
April	12,778	
May	12,778	
June	12,778	

QUALITY

	Quantity	Base Number	Contract	AT	Region	England
% of FP17s for the same patient ID Re-attending within 3 months - Children	17	357	4.8%	10.1%	11.2%	11.4%
% of FP17s for the same patient ID Re-attending within 3 months - Adults	144	1,099	13.1%	13.6%	14.8%	15.4%
% of FP17s for the same patient ID Re-attending between 3 & 9 months - Children	236	357	66.1%	60.9%	60.9%	59.8%
% of FP17s for the same patient ID Re-attending between 3 & 9 months - Adults	597	1,099	54.3%	50.7%	53.2%	52.1%
% of FP17s for Band 1 Urgent Courses	97	1,044	9.3%	9.1%	8.3%	9.2%
% of FP17s Relating to Free Repair or Replacements	7	1,044	0.7%	0.7%	0.7%	0.7%
% of FP17s Relating to Continuations	27	1,044	2.6%	0.8%	0.8%	0.8%
% of Patients satisfied with the dentistry they have received	1	1	N/A	93.0%	93.2%	93.4%
% of Patients satisfied with the time they had to wait for an appointment	1	1	N/A	87.2%	88.5%	87.6%

* This is based on patients treated on this contract for their most recent course of treatment. Figures in italics indicate the base number of FP17s or Patient Questionnaire responses are less than 100. N/A is shown where the base number of responses is less than 10 during the period. % is calculated as Quantity/Base number*100

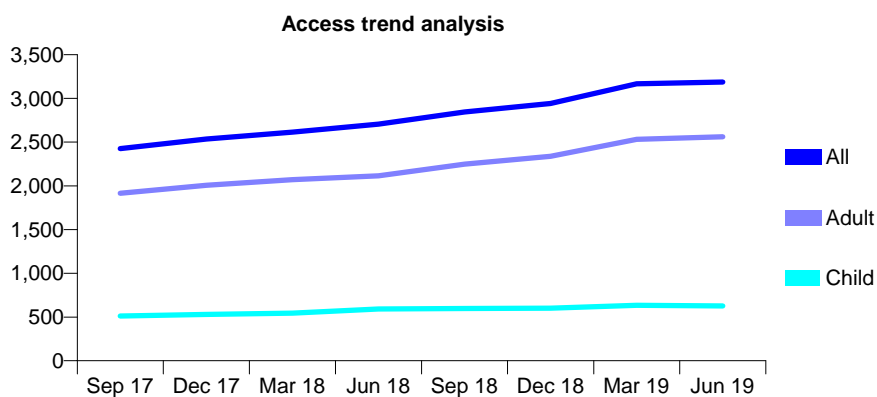
Q56 - Vital Signs At a Glance Contract Report for 148393/0001 - June 2019

Name or company name	Mr M. Eyrumlu and Mr Azad
Contract type name	GDS Contract
Purpose of contract	General
Contract start date	01/02/2014
Contract end date	

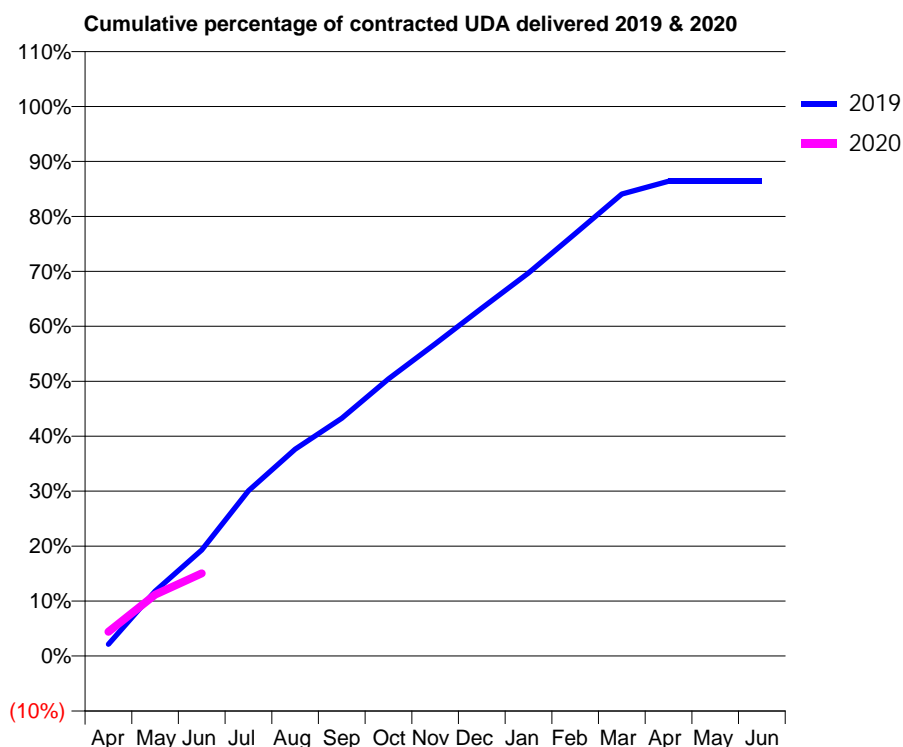
19/20 Contracted general activity (UDA)	9,000
Carry forward general activity (UDA)	0
19/20 Contracted orthodontic activity (UOA)	0
Carry forward orthodontic activity (UOA)	0
Baseline contract value	£272,601.21

ACCESS*

Patients seen in 24 months	Total	Change since previous quarter
Quarter ending June 2018	2,706	
Quarter ending September 2018	2,845	↑
Quarter ending December 2018	2,941	↑
Quarter ending March 2019	3,167	↑
Quarter ending June 2019	3,187	→
Variance since June 2018	17.8%	↑



ACTIVITY



Month	Adjusted Scheduled Activity (UDA)	
	2019	2020
April	192	399
May	1,063	1,007
June	1,737	1,355
July	2,708	
August	3,389	
September	3,893	
October	4,539	
November	5,113	
December	5,696	
January	6,274	
February	6,918	
March	7,565	
April	7,776	
May	7,776	
June	7,776	

QUALITY

	Quantity	Base Number	Contract	AT	Region	England
% of FP17s for the same patient ID Re-attending within 3 months - Children	4	173	2.3%	10.1%	11.2%	11.4%
% of FP17s for the same patient ID Re-attending within 3 months - Adults	63	643	9.8%	13.6%	14.8%	15.4%
% of FP17s for the same patient ID Re-attending between 3 & 9 months - Children	92	173	53.2%	60.9%	60.9%	59.8%
% of FP17s for the same patient ID Re-attending between 3 & 9 months - Adults	249	643	38.7%	50.7%	53.2%	52.1%
% of FP17s for Band 1 Urgent Courses	52	706	7.4%	9.1%	8.3%	9.2%
% of FP17s Relating to Free Repair or Replacements	4	706	0.6%	0.7%	0.7%	0.7%
% of FP17s Relating to Continuations	8	706	1.1%	0.8%	0.8%	0.8%
% of Patients satisfied with the dentistry they have received	3	3	N/A	93.0%	93.2%	93.4%
% of Patients satisfied with the time they had to wait for an appointment	3	3	N/A	87.2%	88.5%	87.6%

* This is based on patients treated on this contract for their most recent course of treatment. Figures in italics indicate the base number of FP17s or Patient Questionnaire responses are less than 100. N/A is shown where the base number of responses is less than 10 during the period. % is calculated as Quantity/Base number*100

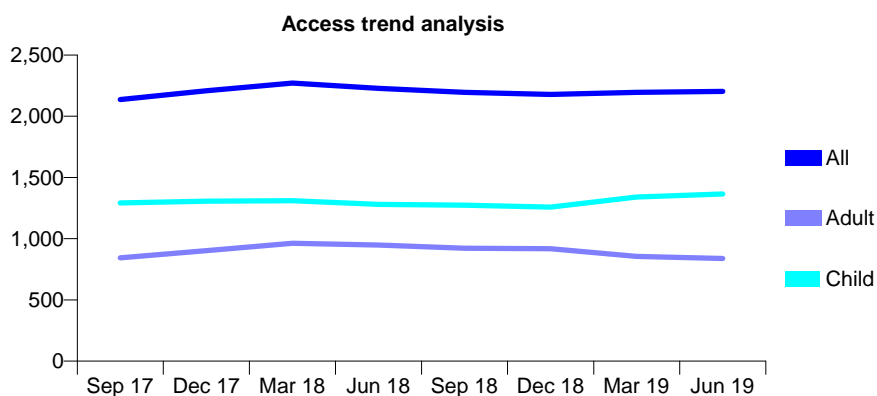
Q56 - Vital Signs At a Glance Contract Report for 149071/0001 - June 2019

Name or company name	P.V. Humber & C. Hancock
Contract type name	GDS Contract
Purpose of contract	General
Contract start date	01/04/2015
Contract end date	

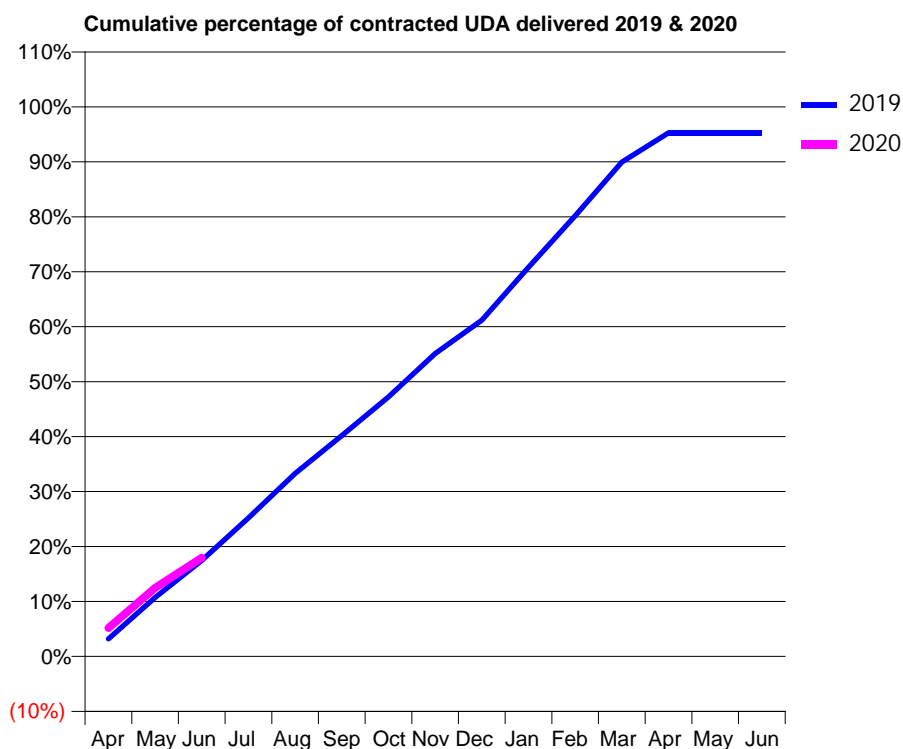
19/20 Contracted general activity (UDA)	4,694
Carry forward general activity (UDA)	0
19/20 Contracted orthodontic activity (UOA)	0
Carry forward orthodontic activity (UOA)	0
Baseline contract value	£123,395.43

ACCESS*

Patients seen in 24 months	Total	Change since previous quarter
Quarter ending June 2018	2,228	
Quarter ending September 2018	2,196	↓
Quarter ending December 2018	2,178	→
Quarter ending March 2019	2,196	→
Quarter ending June 2019	2,203	→
Variance since June 2018	(1.1%)	↓



ACTIVITY



Month	2019	2020
April	150	243
May	504	586
June	820	844
July	1,183	
August	1,564	
September	1,886	
October	2,217	
November	2,588	
December	2,872	
January	3,323	
February	3,764	
March	4,223	
April	4,471	
May	4,471	
June	4,471	

QUALITY

	Quantity	Base Number	Contract	AT	Region	England
% of FP17s for the same patient ID Re-attending within 3 months - Children	24	490	4.9%	10.1%	11.2%	11.4%
% of FP17s for the same patient ID Re-attending within 3 months - Adults	40	235	17.0%	13.6%	14.8%	15.4%
% of FP17s for the same patient ID Re-attending between 3 & 9 months - Children	303	490	61.8%	60.9%	60.9%	59.8%
% of FP17s for the same patient ID Re-attending between 3 & 9 months - Adults	125	235	53.2%	50.7%	53.2%	52.1%
% of FP17s for Band 1 Urgent Courses	30	605	5.0%	9.1%	8.3%	9.2%
% of FP17s Relating to Free Repair or Replacements	0	605	0.0%	0.7%	0.7%	0.7%
% of FP17s Relating to Continuations	1	605	0.2%	0.8%	0.8%	0.8%
% of Patients satisfied with the dentistry they have received	0	0	N/A	93.0%	93.2%	93.4%
% of Patients satisfied with the time they had to wait for an appointment	0	0	N/A	87.2%	88.5%	87.6%

* This is based on patients treated on this contract for their most recent course of treatment. Figures in italics indicate the base number of FP17s or Patient Questionnaire responses are less than 100. N/A is shown where the base number of responses is less than 10 during the period. % is calculated as Quantity/Base number*100

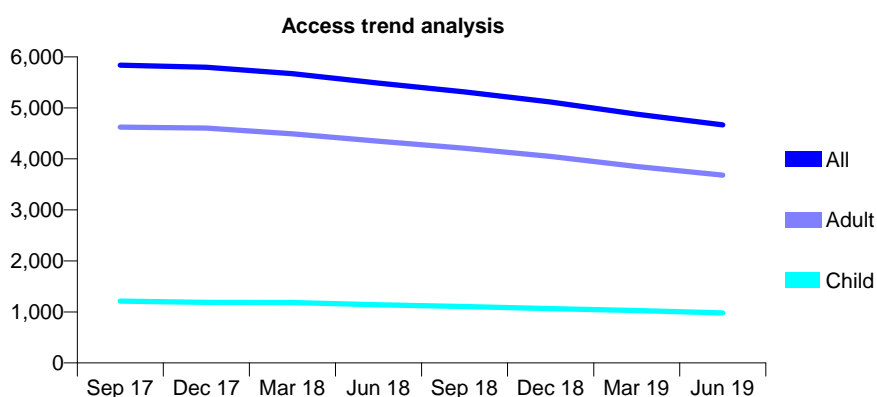
Q56 - Vital Signs At a Glance Contract Report for 149462/0001 - June 2019

Name or company name	A H Trueman Ltd
Contract type name	GDS Contract
Purpose of contract	General
Contract start date	01/04/2008
Contract end date	

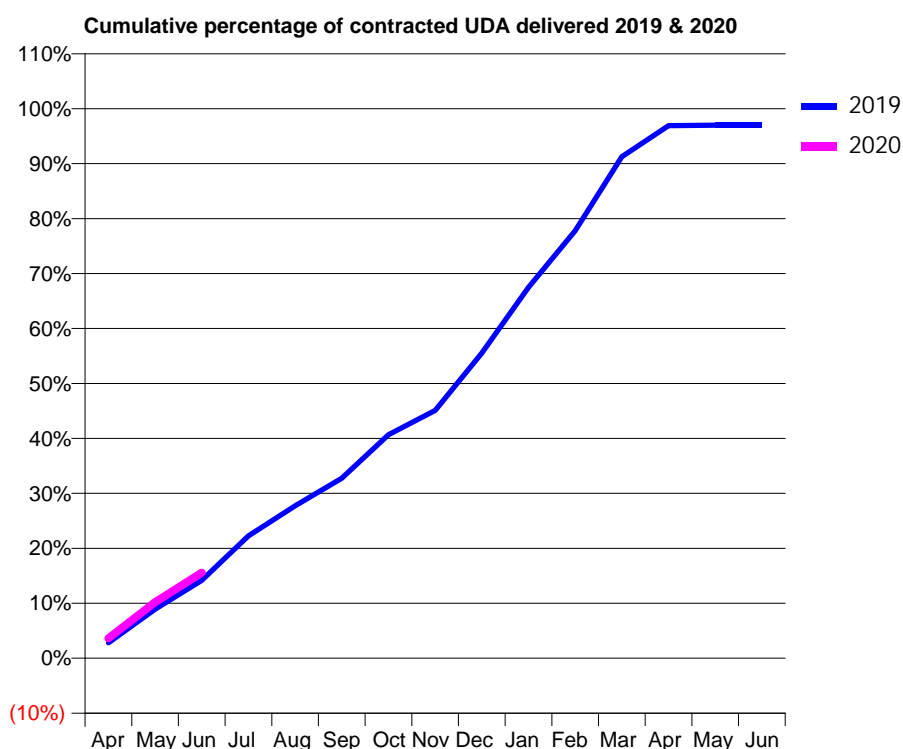
19/20 Contracted general activity (UDA)	16,868
Carry forward general activity (UDA)	0
19/20 Contracted orthodontic activity (UOA)	0
Carry forward orthodontic activity (UOA)	0
Baseline contract value	£428,471.04

ACCESS*

Patients seen in 24 months	Total	Change since previous quarter
Quarter ending June 2018	5,487	
Quarter ending September 2018	5,314	↓
Quarter ending December 2018	5,114	↓
Quarter ending March 2019	4,877	↓
Quarter ending June 2019	4,666	↓
Variance since June 2018	(15.0%)	↓



ACTIVITY



Month	Adjusted Scheduled Activity (UDA)	
	2019	2020
April	474	612
May	1,504	1,721
June	2,391	2,627
July	3,754	
August	4,681	
September	5,522	
October	6,862	
November	7,606	
December	9,366	
January	11,386	
February	13,120	
March	15,393	
April	16,345	
May	16,360	
June	16,360	

QUALITY

	Quantity	Base Number	Contract	AT	Region	England
% of FP17s for the same patient ID Re-attending within 3 months - Children	11	229	4.8%	10.1%	11.2%	11.4%
% of FP17s for the same patient ID Re-attending within 3 months - Adults	149	997	14.9%	13.6%	14.8%	15.4%
% of FP17s for the same patient ID Re-attending between 3 & 9 months - Children	156	229	68.1%	60.9%	60.9%	59.8%
% of FP17s for the same patient ID Re-attending between 3 & 9 months - Adults	589	997	59.1%	50.7%	53.2%	52.1%
% of FP17s for Band 1 Urgent Courses	88	997	8.8%	9.1%	8.3%	9.2%
% of FP17s Relating to Free Repair or Replacements	1	997	0.1%	0.7%	0.7%	0.7%
% of FP17s Relating to Continuations	16	997	1.6%	0.8%	0.8%	0.8%
% of Patients satisfied with the dentistry they have received	3	3	N/A	93.0%	93.2%	93.4%
% of Patients satisfied with the time they had to wait for an appointment	3	3	N/A	87.2%	88.5%	87.6%

* This is based on patients treated on this contract for their most recent course of treatment.

Figures in italics indicate the base number of FP17s or Patient Questionnaire responses are less than 100. N/A is shown where the base number of responses is less than 10 during the period. % is calculated as Quantity/Base number*100

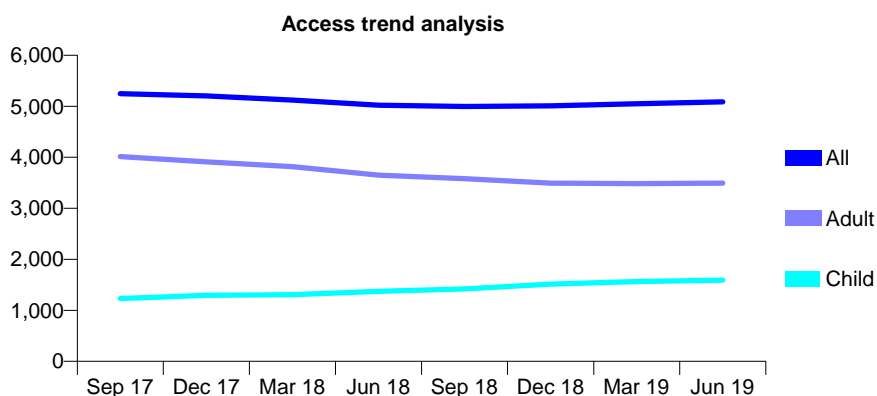
Q56 - Vital Signs At a Glance Contract Report for 151270/0001 - June 2019

Name or company name	Station View Dental Practice
Contract type name	GDS Contract
Purpose of contract	General
Contract start date	01/10/2010
Contract end date	

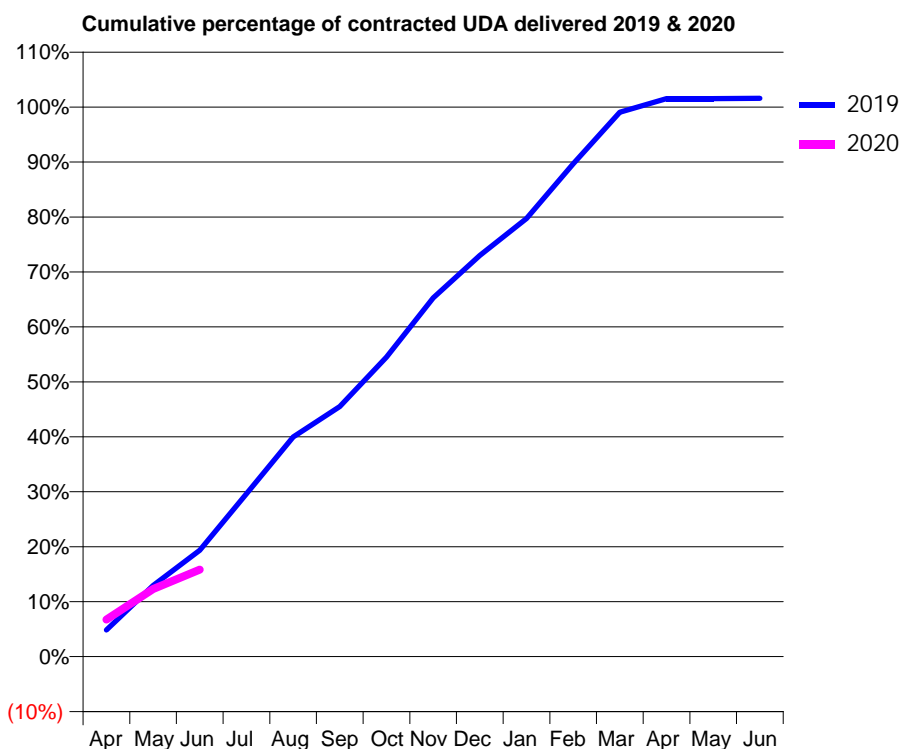
19/20 Contracted general activity (UDA)	14,315
Carry forward general activity (UDA)	0
19/20 Contracted orthodontic activity (UOA)	0
Carry forward orthodontic activity (UOA)	0
Baseline contract value	£344,582.33

ACCESS*

Patients seen in 24 months	Total	Change since previous quarter
Quarter ending June 2018	5,022	
Quarter ending September 2018	4,998	→
Quarter ending December 2018	5,008	→
Quarter ending March 2019	5,049	→
Quarter ending June 2019	5,085	→
Variance since June 2018	1.3%	→



ACTIVITY



Month	Adjusted Scheduled Activity (UDA)	
	2019	2020
April	773	964
May	2,072	1,762
June	3,094	2,266
July	4,741	
August	6,394	
September	7,280	
October	8,717	
November	10,438	
December	11,678	
January	12,751	
February	14,343	
March	15,848	
April	16,238	
May	16,240	
June	16,249	

QUALITY

	Quantity	Base Number	Contract	AT	Region	England
% of FP17s for the same patient ID Re-attending within 3 months - Children	34	535	6.4%	10.1%	11.2%	11.4%
% of FP17s for the same patient ID Re-attending within 3 months - Adults	119	943	12.6%	13.6%	14.8%	15.4%
% of FP17s for the same patient ID Re-attending between 3 & 9 months - Children	375	535	70.1%	60.9%	60.9%	59.8%
% of FP17s for the same patient ID Re-attending between 3 & 9 months - Adults	525	943	55.7%	50.7%	53.2%	52.1%
% of FP17s for Band 1 Urgent Courses	75	1,276	5.9%	9.1%	8.3%	9.2%
% of FP17s Relating to Free Repair or Replacements	11	1,276	0.9%	0.7%	0.7%	0.7%
% of FP17s Relating to Continuations	22	1,276	1.7%	0.8%	0.8%	0.8%
% of Patients satisfied with the dentistry they have received	3	3	N/A	93.0%	93.2%	93.4%
% of Patients satisfied with the time they had to wait for an appointment	3	3	N/A	87.2%	88.5%	87.6%

* This is based on patients treated on this contract for their most recent course of treatment. Figures in italics indicate the base number of FP17s or Patient Questionnaire responses are less than 100. N/A is shown where the base number of responses is less than 10 during the period. % is calculated as Quantity/Base number*100

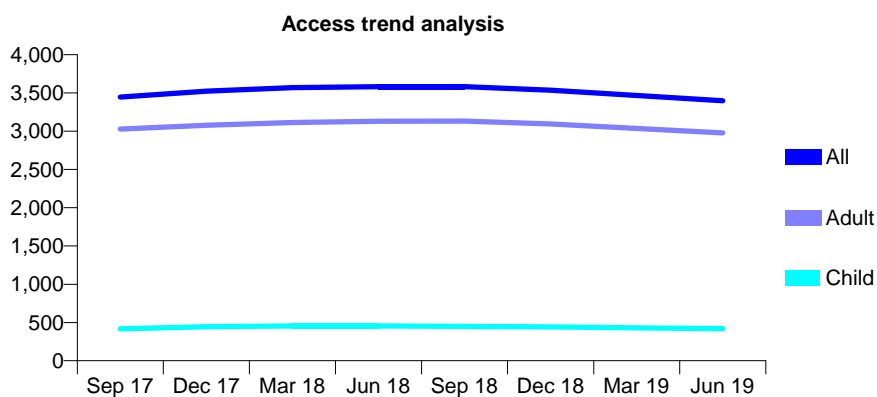
Q56 - Vital Signs At a Glance Contract Report for 153990/0001 - June 2019

Name or company name	Hunstanton Dental Practice
Contract type name	GDS Contract
Purpose of contract	General
Contract start date	31/10/2014
Contract end date	

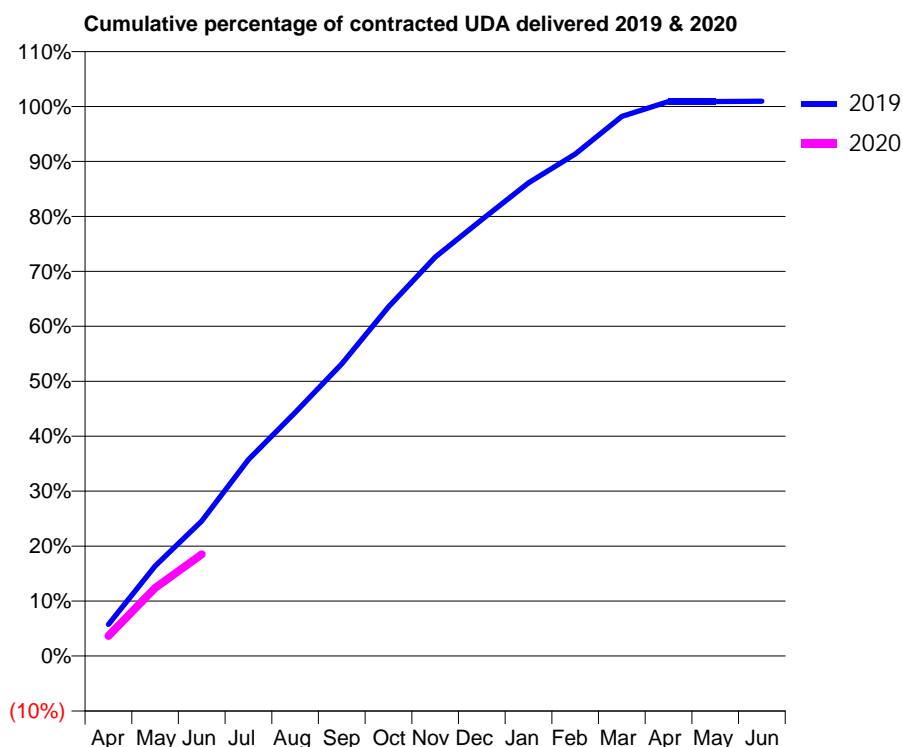
19/20 Contracted general activity (UDA)	10,400
Carry forward general activity (UDA)	0
19/20 Contracted orthodontic activity (UOA)	0
Carry forward orthodontic activity (UOA)	0
Baseline contract value	£310,016.01

ACCESS*

Patients seen in 24 months	Total	Change since previous quarter
Quarter ending June 2018	3,583	
Quarter ending September 2018	3,580	→
Quarter ending December 2018	3,536	↓
Quarter ending March 2019	3,466	↓
Quarter ending June 2019	3,398	↓
Variance since June 2018	(5.2%)	↓



ACTIVITY



Month	Adjusted Scheduled Activity (UDA)	
	2019	2020
April	599	380
May	1,705	1,288
June	2,556	1,924
July	3,720	
August	4,607	
September	5,529	
October	6,607	
November	7,551	
December	8,257	
January	8,955	
February	9,497	
March	10,212	
April	10,493	
May	10,494	
June	10,497	

QUALITY

	Quantity	Base Number	Contract	AT	Region	England
% of FP17s for the same patient ID Re-attending within 3 months - Children	11	170	6.5%	10.1%	11.2%	11.4%
% of FP17s for the same patient ID Re-attending within 3 months - Adults	82	1,062	7.7%	13.6%	14.8%	15.4%
% of FP17s for the same patient ID Re-attending between 3 & 9 months - Children	112	170	65.9%	60.9%	60.9%	59.8%
% of FP17s for the same patient ID Re-attending between 3 & 9 months - Adults	693	1,062	65.3%	50.7%	53.2%	52.1%
% of FP17s for Band 1 Urgent Courses	31	1,089	2.8%	9.1%	8.3%	9.2%
% of FP17s Relating to Free Repair or Replacements	4	1,089	0.4%	0.7%	0.7%	0.7%
% of FP17s Relating to Continuations	8	1,089	0.7%	0.8%	0.8%	0.8%
% of Patients satisfied with the dentistry they have received	2	2	N/A	93.0%	93.2%	93.4%
% of Patients satisfied with the time they had to wait for an appointment	2	2	N/A	87.2%	88.5%	87.6%

* This is based on patients treated on this contract for their most recent course of treatment. Figures in italics indicate the base number of FP17s or Patient Questionnaire responses are less than 100. N/A is shown where the base number of responses is less than 10 during the period. % is calculated as Quantity/Base number*100

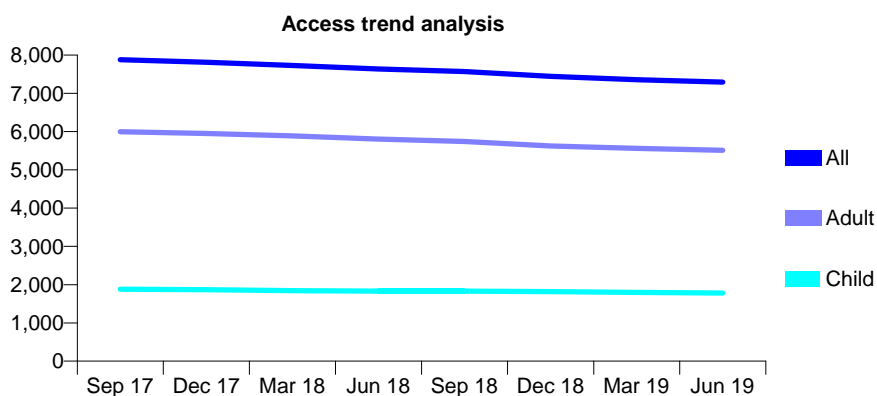
Q56 - Vital Signs At a Glance Contract Report for 154180/0001 - June 2019

Name or company name	Mr Abdel R Achour & Ms Stacey Gore
Contract type name	GDS Contract
Purpose of contract	General
Contract start date	01/03/2014
Contract end date	

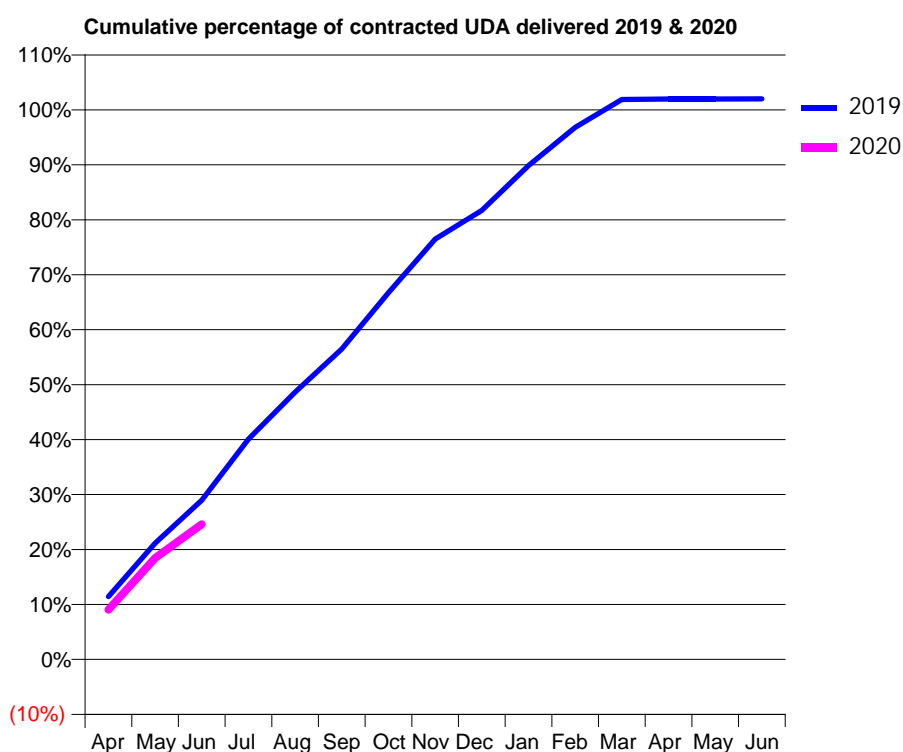
19/20 Contracted general activity (UDA)	19,213
Carry forward general activity (UDA)	0
19/20 Contracted orthodontic activity (UOA)	0
Carry forward orthodontic activity (UOA)	0
Baseline contract value	£481,560.72

ACCESS*

Patients seen in 24 months	Total	Change since previous quarter
Quarter ending June 2018	7,634	
Quarter ending September 2018	7,570	→
Quarter ending December 2018	7,443	↓
Quarter ending March 2019	7,356	↓
Quarter ending June 2019	7,295	→
Variance since June 2018	(4.4%)	↓



ACTIVITY



Adjusted Scheduled Activity (UDA)		
Month	2019	2020
April	2,199	1,736
May	4,063	3,548
June	5,566	4,727
July	7,702	
August	9,347	
September	10,850	
October	12,826	
November	14,694	
December	15,697	
January	17,263	
February	18,601	
March	19,576	
April	19,587	
May	19,596	
June	19,597	

QUALITY

	Quantity	Base Number	Contract	AT	Region	England
% of FP17s for the same patient ID Re-attending within 3 months - Children	56	762	7.3%	10.1%	11.2%	11.4%
% of FP17s for the same patient ID Re-attending within 3 months - Adults	171	1,606	10.6%	13.6%	14.8%	15.4%
% of FP17s for the same patient ID Re-attending between 3 & 9 months - Children	531	762	69.7%	60.9%	60.9%	59.8%
% of FP17s for the same patient ID Re-attending between 3 & 9 months - Adults	587	1,606	36.6%	50.7%	53.2%	52.1%
% of FP17s for Band 1 Urgent Courses	158	2,362	6.7%	9.1%	8.3%	9.2%
% of FP17s Relating to Free Repair or Replacements	17	2,362	0.7%	0.7%	0.7%	0.7%
% of FP17s Relating to Continuations	15	2,362	0.6%	0.8%	0.8%	0.8%
% of Patients satisfied with the dentistry they have received	5	5	N/A	93.0%	93.2%	93.4%
% of Patients satisfied with the time they had to wait for an appointment	5	5	N/A	87.2%	88.5%	87.6%

* This is based on patients treated on this contract for their most recent course of treatment. Figures in italics indicate the base number of FP17s or Patient Questionnaire responses are less than 100. N/A is shown where the base number of responses is less than 10 during the period. % is calculated as Quantity/Base number*100

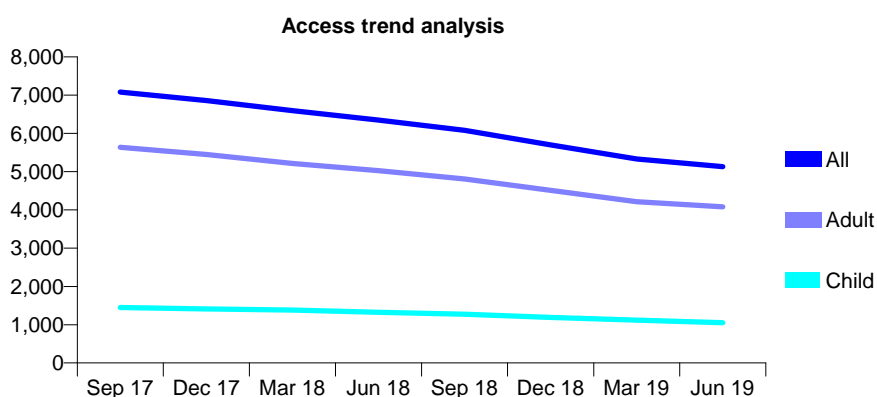
Q56 - Vital Signs At a Glance Contract Report for 155748/0001 - June 2019

Name or company name	Woodview Dental Health Dental Practice Pa
Contract type name	GDS Contract
Purpose of contract	General
Contract start date	01/04/2014
Contract end date	

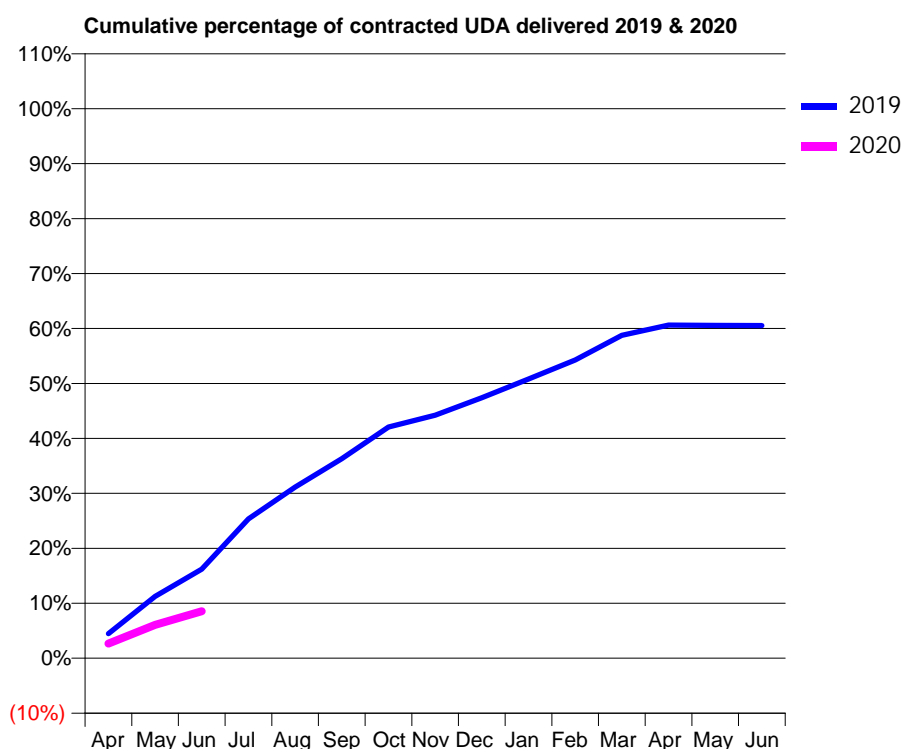
19/20 Contracted general activity (UDA)	21,000
Carry forward general activity (UDA)	0
19/20 Contracted orthodontic activity (UOA)	0
Carry forward orthodontic activity (UOA)	0
Baseline contract value	£567,031.46

ACCESS*

Patients seen in 24 months	Total	Change since previous quarter
Quarter ending June 2018	6,348	
Quarter ending September 2018	6,081	↓
Quarter ending December 2018	5,702	↓
Quarter ending March 2019	5,332	↓
Quarter ending June 2019	5,131	↓
Variance since June 2018	(19.2%)	↓



ACTIVITY



Month	2019	2020
April	941	563
May	2,362	1,274
June	3,409	1,799
July	5,324	
August	6,541	
September	7,620	
October	8,836	
November	9,288	
December	9,954	
January	10,667	
February	11,399	
March	12,338	
April	12,725	
May	12,715	
June	12,713	

QUALITY

	Quantity	Base Number	Contract	AT	Region	England
% of FP17s for the same patient ID Re-attending within 3 months - Children	9	286	3.1%	10.1%	11.2%	11.4%
% of FP17s for the same patient ID Re-attending within 3 months - Adults	66	848	7.8%	13.6%	14.8%	15.4%
% of FP17s for the same patient ID Re-attending between 3 & 9 months - Children	107	286	37.4%	60.9%	60.9%	59.8%
% of FP17s for the same patient ID Re-attending between 3 & 9 months - Adults	249	848	29.4%	50.7%	53.2%	52.1%
% of FP17s for Band 1 Urgent Courses	43	956	4.5%	9.1%	8.3%	9.2%
% of FP17s Relating to Free Repair or Replacements	4	956	0.4%	0.7%	0.7%	0.7%
% of FP17s Relating to Continuations	4	956	0.4%	0.8%	0.8%	0.8%
% of Patients satisfied with the dentistry they have received	1	1	N/A	93.0%	93.2%	93.4%
% of Patients satisfied with the time they had to wait for an appointment	1	1	N/A	87.2%	88.5%	87.6%

* This is based on patients treated on this contract for their most recent course of treatment.

Figures in italics indicate the base number of FP17s or Patient Questionnaire responses are less than 100. N/A is shown where the base number of responses is less than 10 during the period. % is calculated as Quantity/Base number*100

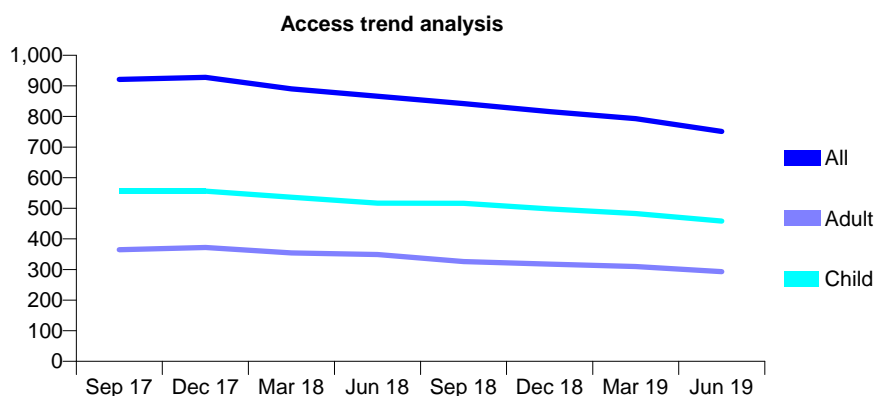
Q56 - Vital Signs At a Glance Contract Report for 157635/0001 - June 2019

Name or company name	Friars Street Dental Ltd
Contract type name	GDS Contract
Purpose of contract	General and Orthodontic
Contract start date	01/11/2015
Contract end date	

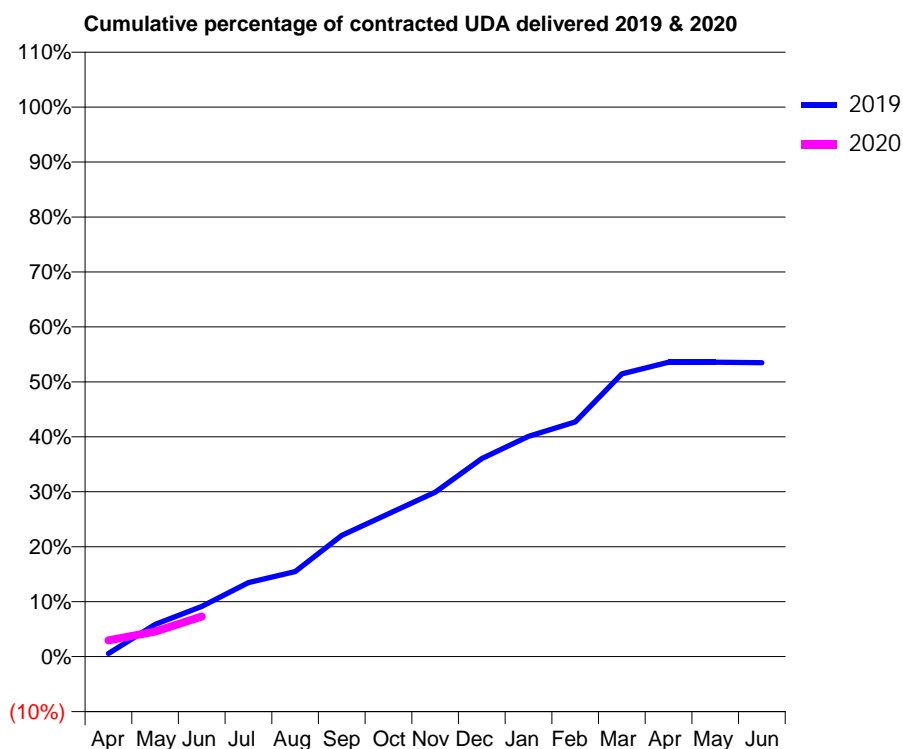
19/20 Contracted general activity (UDA)	2,500
Carry forward general activity (UDA)	0
19/20 Contracted orthodontic activity (UOA)	2,022
Carry forward orthodontic activity (UOA)	0
Baseline contract value	£190,463.62

ACCESS*

Patients seen in 24 months	Total	Change since previous quarter
Quarter ending June 2018	866	
Quarter ending September 2018	842	↓
Quarter ending December 2018	816	↓
Quarter ending March 2019	793	↓
Quarter ending June 2019	751	↓
Variance since June 2018	(13.3%)	↓



ACTIVITY



Month	Adjusted Scheduled Activity (UDA)	
	2019	2020
April	14	74
May	147	114
June	228	182
July	337	
August	387	
September	552	
October	650	
November	749	
December	901	
January	1,002	
February	1,067	
March	1,286	
April	1,339	
May	1,339	
June	1,337	

QUALITY

	Quantity	Base Number	Contract	AT	Region	England
% of FP17s for the same patient ID Re-attending within 3 months - Children	9	125	7.2%	10.1%	11.2%	11.4%
% of FP17s for the same patient ID Re-attending within 3 months - Adults	8	61	13.1%	13.6%	14.8%	15.4%
% of FP17s for the same patient ID Re-attending between 3 & 9 months - Children	70	125	56.0%	60.9%	60.9%	59.8%
% of FP17s for the same patient ID Re-attending between 3 & 9 months - Adults	35	61	57.4%	50.7%	53.2%	52.1%
% of FP17s for Band 1 Urgent Courses	1	120	0.8%	9.1%	8.3%	9.2%
% of FP17s Relating to Free Repair or Replacements	0	120	0.0%	0.7%	0.7%	0.7%
% of FP17s Relating to Continuations	0	120	0.0%	0.8%	0.8%	0.8%
% of Patients satisfied with the dentistry they have received	0	0	N/A	93.0%	93.2%	93.4%
% of Patients satisfied with the time they had to wait for an appointment	0	0	N/A	87.2%	88.5%	87.6%

* This is based on patients treated on this contract for their most recent course of treatment. Figures in italics indicate the base number of FP17s or Patient Questionnaire responses are less than 100. N/A is shown where the base number of responses is less than 10 during the period. % is calculated as Quantity/Base number*100

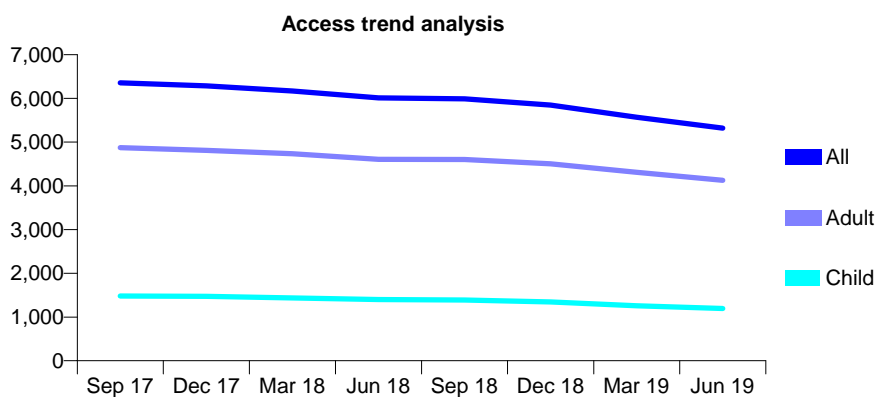
Q56 - Vital Signs At a Glance Contract Report for 158194/0023 - June 2019

Name or company name	Denticare Ltd
Contract type name	GDS Contract
Purpose of contract	General
Contract start date	01/06/2009
Contract end date	

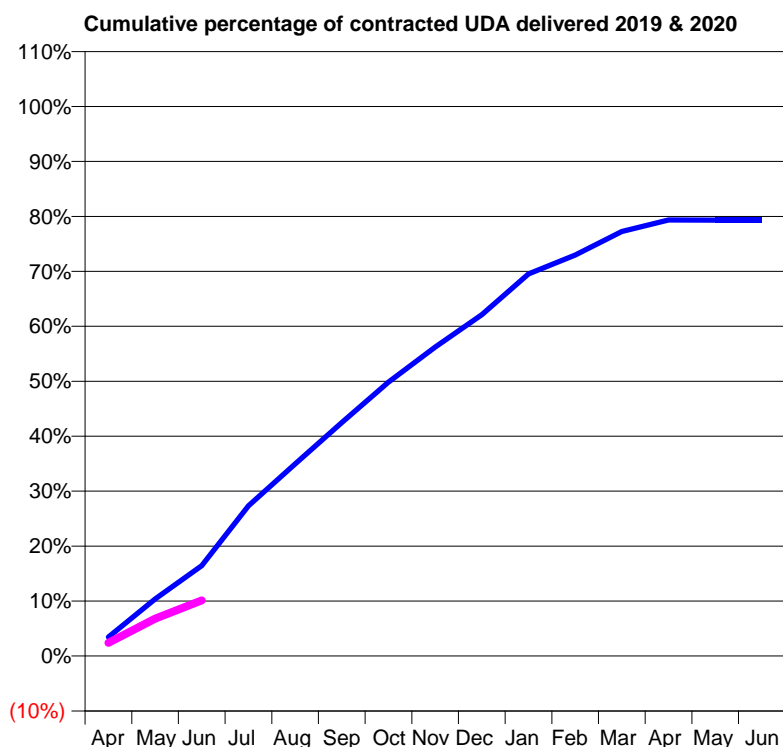
19/20 Contracted general activity (UDA)	14,965
Carry forward general activity (UDA)	0
19/20 Contracted orthodontic activity (UOA)	0
Carry forward orthodontic activity (UOA)	0
Baseline contract value	£366,649.76

ACCESS*

Patients seen in 24 months	Total	Change since previous quarter
Quarter ending June 2018	6,011	
Quarter ending September 2018	5,990	→
Quarter ending December 2018	5,850	↓
Quarter ending March 2019	5,567	↓
Quarter ending June 2019	5,322	↓
Variance since June 2018	(11.5%)	↓



ACTIVITY



Month	Adjusted Scheduled Activity (UDA)	
	2019	2020
April	516	361
May	1,556	1,017
June	2,459	1,516
July	4,092	
August	5,232	
September	6,358	
October	7,459	
November	8,412	
December	9,296	
January	10,406	
February	10,918	
March	11,562	
April	11,873	
May	11,870	
June	11,870	

QUALITY

	Quantity	Base Number	Contract	AT	Region	England
% of FP17s for the same patient ID Re-attending within 3 months - Children	13	303	4.3%	10.1%	11.2%	11.4%
% of FP17s for the same patient ID Re-attending within 3 months - Adults	69	882	7.8%	13.6%	14.8%	15.4%
% of FP17s for the same patient ID Re-attending between 3 & 9 months - Children	200	303	66.0%	60.9%	60.9%	59.8%
% of FP17s for the same patient ID Re-attending between 3 & 9 months - Adults	399	882	45.2%	50.7%	53.2%	52.1%
% of FP17s for Band 1 Urgent Courses	79	1,041	7.6%	9.1%	8.3%	9.2%
% of FP17s Relating to Free Repair or Replacements	2	1,041	0.2%	0.7%	0.7%	0.7%
% of FP17s Relating to Continuations	13	1,041	1.2%	0.8%	0.8%	0.8%
% of Patients satisfied with the dentistry they have received	1	1	N/A	93.0%	93.2%	93.4%
% of Patients satisfied with the time they had to wait for an appointment	1	1	N/A	87.2%	88.5%	87.6%

* This is based on patients treated on this contract for their most recent course of treatment. Figures in italics indicate the base number of FP17s or Patient Questionnaire responses are less than 100. N/A is shown where the base number of responses is less than 10 during the period. % is calculated as Quantity/Base number*100

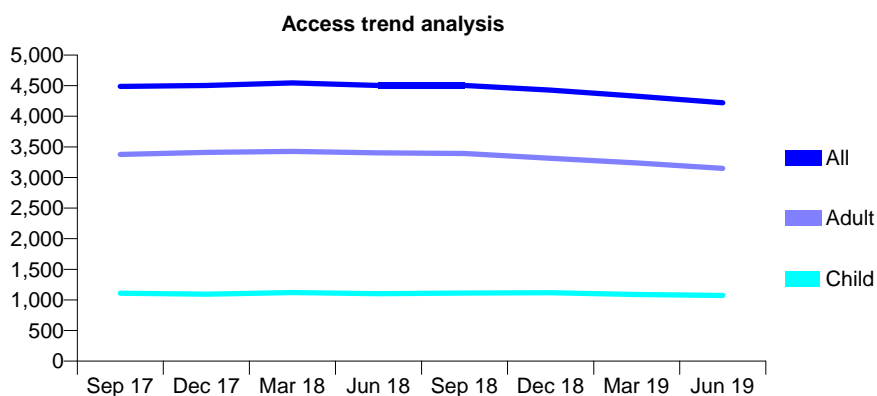
Q56 - Vital Signs At a Glance Contract Report for 158194/0025 - June 2019

Name or company name	Denticare Ltd
Contract type name	GDS Contract
Purpose of contract	General
Contract start date	12/04/2010
Contract end date	

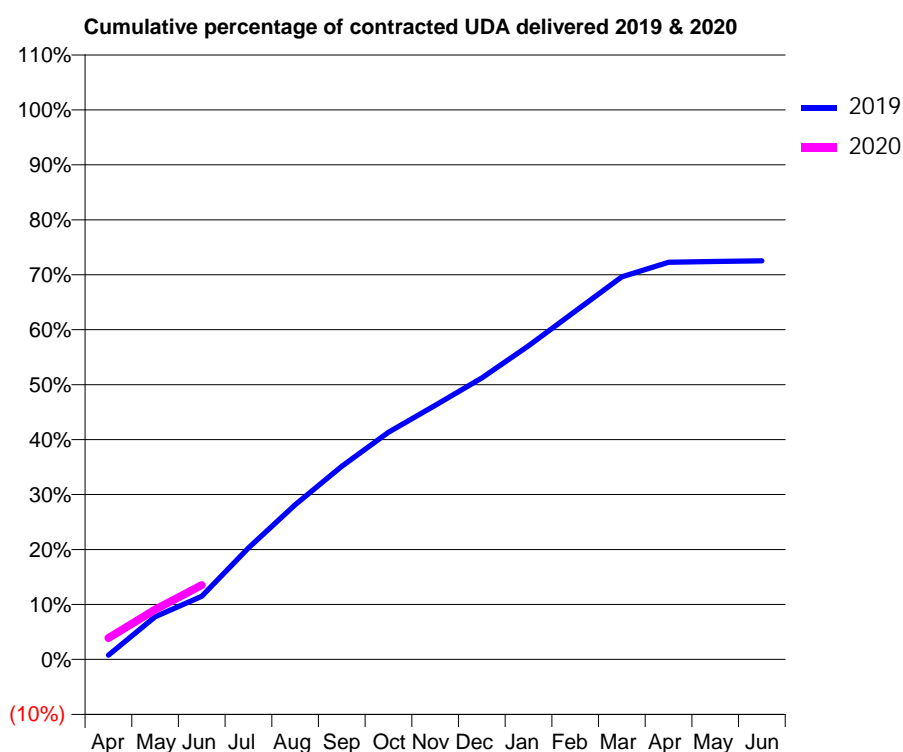
19/20 Contracted general activity (UDA)	12,000
Carry forward general activity (UDA)	0
19/20 Contracted orthodontic activity (UOA)	0
Carry forward orthodontic activity (UOA)	0
Baseline contract value	£301,439.41

ACCESS*

Patients seen in 24 months	Total	Change since previous quarter
Quarter ending June 2018	4,505	
Quarter ending September 2018	4,503	→
Quarter ending December 2018	4,429	↓
Quarter ending March 2019	4,328	↓
Quarter ending June 2019	4,222	↓
Variance since June 2018	(6.3%)	↓



ACTIVITY



Month	2019	2020
April	92	467
May	934	1,087
June	1,380	1,624
July	2,434	
August	3,377	
September	4,219	
October	4,959	
November	5,550	
December	6,145	
January	6,847	
February	7,602	
March	8,354	
April	8,675	
May	8,691	
June	8,704	

QUALITY

	Quantity	Base Number	Contract	AT	Region	England
% of FP17s for the same patient ID Re-attending within 3 months - Children	10	285	3.5%	10.1%	11.2%	11.4%
% of FP17s for the same patient ID Re-attending within 3 months - Adults	81	785	10.3%	13.6%	14.8%	15.4%
% of FP17s for the same patient ID Re-attending between 3 & 9 months - Children	178	285	62.5%	60.9%	60.9%	59.8%
% of FP17s for the same patient ID Re-attending between 3 & 9 months - Adults	254	785	32.4%	50.7%	53.2%	52.1%
% of FP17s for Band 1 Urgent Courses	115	928	12.4%	9.1%	8.3%	9.2%
% of FP17s Relating to Free Repair or Replacements	4	928	0.4%	0.7%	0.7%	0.7%
% of FP17s Relating to Continuations	8	928	0.9%	0.8%	0.8%	0.8%
% of Patients satisfied with the dentistry they have received	0	0	N/A	93.0%	93.2%	93.4%
% of Patients satisfied with the time they had to wait for an appointment	0	0	N/A	87.2%	88.5%	87.6%

* This is based on patients treated on this contract for their most recent course of treatment. Figures in italics indicate the base number of FP17s or Patient Questionnaire responses are less than 100. N/A is shown where the base number of responses is less than 10 during the period. % is calculated as Quantity/Base number*100

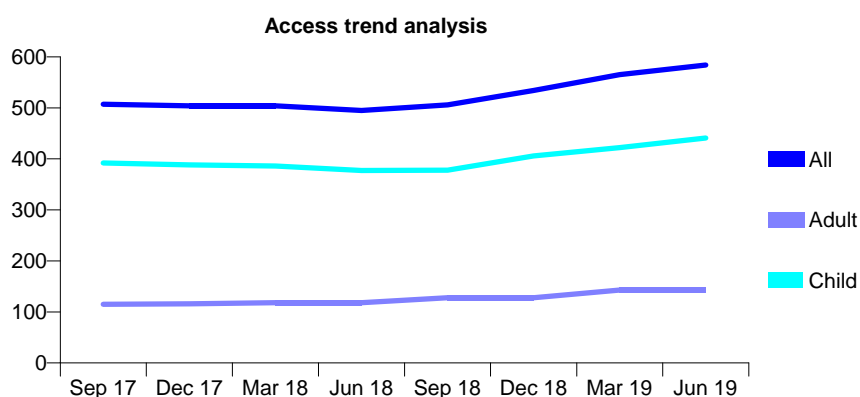
Q56 - Vital Signs At a Glance Contract Report for 158976/0001 - June 2019

Name or company name	Tuddenham Road Dental Surgery
Contract type name	PDS Contract
Purpose of contract	General
Contract start date	01/04/2012
Contract end date	31/03/2020

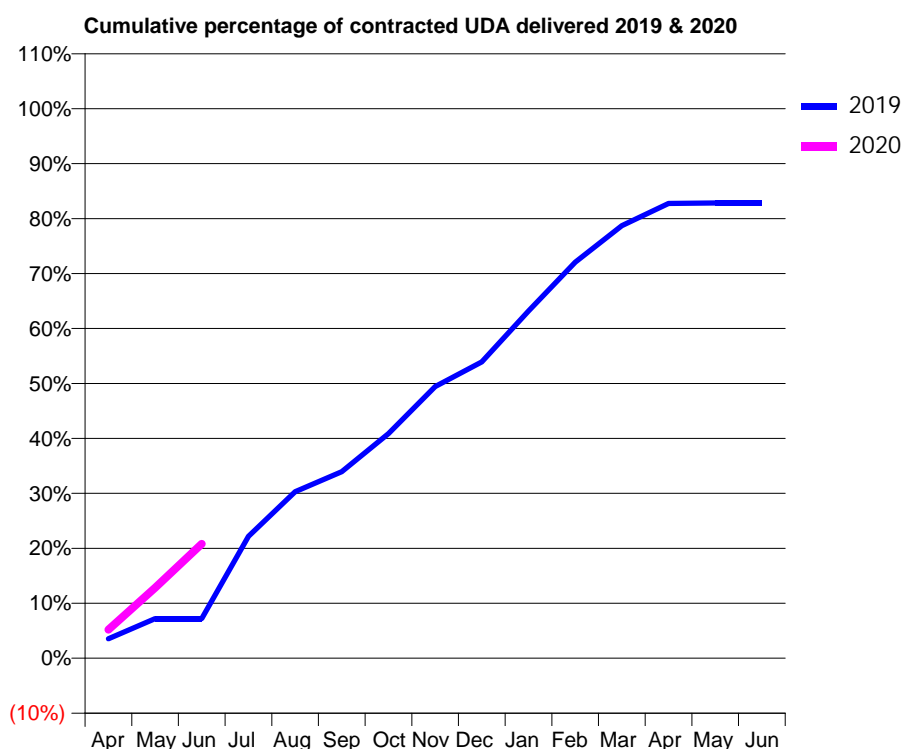
19/20 Contracted general activity (UDA)	1,331
Carry forward general activity (UDA)	0
19/20 Contracted orthodontic activity (UOA)	0
Carry forward orthodontic activity (UOA)	0
Baseline contract value	£30,428.14

ACCESS*

Patients seen in 24 months	Total	Change since previous quarter
Quarter ending June 2018	495	
Quarter ending September 2018	506	↑
Quarter ending December 2018	534	↑
Quarter ending March 2019	565	↑
Quarter ending June 2019	584	↑
Variance since June 2018	18.0%	↑



ACTIVITY



Month	2019	2020
April	47	69
May	96	171
June	96	277
July	295	
August	403	
September	452	
October	544	
November	658	
December	718	
January	841	
February	959	
March	1,048	
April	1,102	
May	1,103	
June	1,103	

QUALITY

	Quantity	Base Number	Contract	AT	Region	England
% of FP17s for the same patient ID Re-attending within 3 months - Children	15	202	7.4%	10.1%	11.2%	11.4%
% of FP17s for the same patient ID Re-attending within 3 months - Adults	2	40	5.0%	13.6%	14.8%	15.4%
% of FP17s for the same patient ID Re-attending between 3 & 9 months - Children	135	202	66.8%	60.9%	60.9%	59.8%
% of FP17s for the same patient ID Re-attending between 3 & 9 months - Adults	27	40	67.5%	50.7%	53.2%	52.1%
% of FP17s for Band 1 Urgent Courses	5	203	2.5%	9.1%	8.3%	9.2%
% of FP17s Relating to Free Repair or Replacements	0	203	0.0%	0.7%	0.7%	0.7%
% of FP17s Relating to Continuations	1	203	0.5%	0.8%	0.8%	0.8%
% of Patients satisfied with the dentistry they have received	0	0	N/A	93.0%	93.2%	93.4%
% of Patients satisfied with the time they had to wait for an appointment	0	0	N/A	87.2%	88.5%	87.6%

* This is based on patients treated on this contract for their most recent course of treatment.

Figures in italics indicate the base number of FP17s or Patient Questionnaire responses are less than 100. N/A is shown where the base number of responses is less than 10 during the period. % is calculated as Quantity/Base number*100

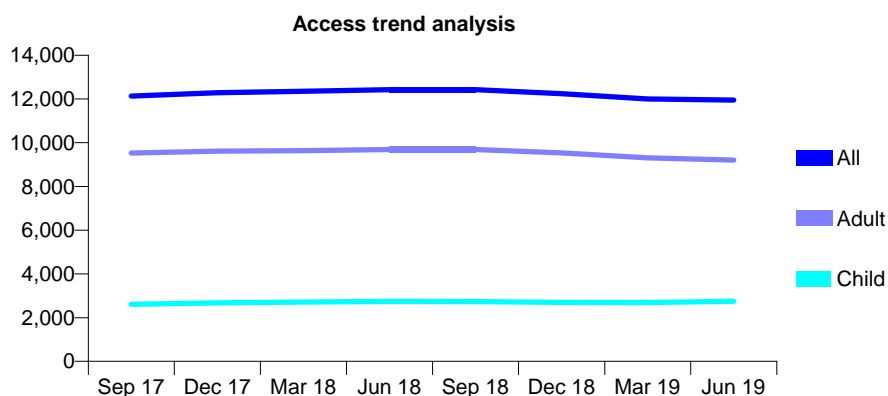
Q56 - Vital Signs At a Glance Contract Report for 159751/0001 - June 2019

Name or company name	1A Group Dental Practice Partnership
Contract type name	GDS Contract
Purpose of contract	General
Contract start date	01/07/2011
Contract end date	

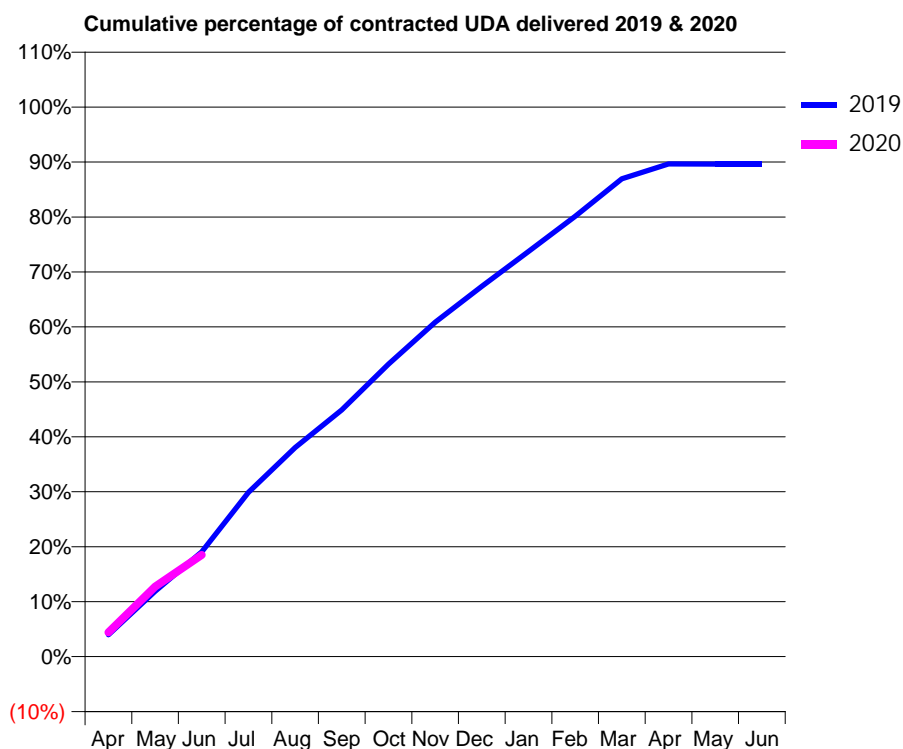
19/20 Contracted general activity (UDA)	30,813
Carry forward general activity (UDA)	0
19/20 Contracted orthodontic activity (UOA)	0
Carry forward orthodontic activity (UOA)	0
Baseline contract value	£911,074.93

ACCESS*

Patients seen in 24 months	Total	Change since previous quarter
Quarter ending June 2018	12,429	
Quarter ending September 2018	12,425	→
Quarter ending December 2018	12,240	↓
Quarter ending March 2019	12,003	↓
Quarter ending June 2019	11,954	→
Variance since June 2018	(3.8%)	↓



ACTIVITY



Month	Adjusted Scheduled Activity (UDA)	
	2019	2020
April	1,222	1,363
May	3,665	3,929
June	5,872	5,700
July	9,215	
August	11,726	
September	13,830	
October	16,400	
November	18,751	
December	20,761	
January	22,718	
February	24,686	
March	26,789	
April	27,624	
May	27,619	
June	27,618	

QUALITY

	Quantity	Base Number	Contract	AT	Region	England
% of FP17s for the same patient ID Re-attending within 3 months - Children	63	1,119	5.6%	10.1%	11.2%	11.4%
% of FP17s for the same patient ID Re-attending within 3 months - Adults	280	2,870	9.8%	13.6%	14.8%	15.4%
% of FP17s for the same patient ID Re-attending between 3 & 9 months - Children	609	1,119	54.4%	60.9%	60.9%	59.8%
% of FP17s for the same patient ID Re-attending between 3 & 9 months - Adults	1,278	2,870	44.5%	50.7%	53.2%	52.1%
% of FP17s for Band 1 Urgent Courses	175	3,342	5.2%	9.1%	8.3%	9.2%
% of FP17s Relating to Free Repair or Replacements	11	3,342	0.3%	0.7%	0.7%	0.7%
% of FP17s Relating to Continuations	30	3,342	0.9%	0.8%	0.8%	0.8%
% of Patients satisfied with the dentistry they have received	8	9	N/A	93.0%	93.2%	93.4%
% of Patients satisfied with the time they had to wait for an appointment	9	9	N/A	87.2%	88.5%	87.6%

* This is based on patients treated on this contract for their most recent course of treatment. Figures in italics indicate the base number of FP17s or Patient Questionnaire responses are less than 100. N/A is shown where the base number of responses is less than 10 during the period. % is calculated as Quantity/Base number*100

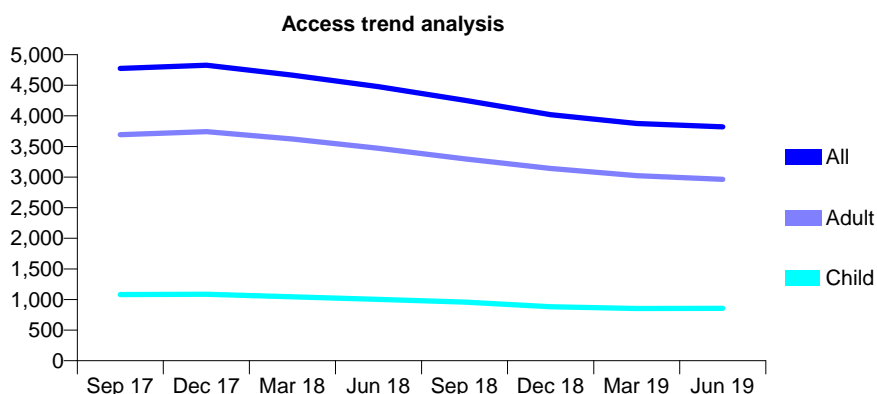
Q56 - Vital Signs At a Glance Contract Report for 159875/0001 - June 2019

Name or company name	Mazdak Eyrumlu and Honar Shakir
Contract type name	GDS Contract
Purpose of contract	General
Contract start date	01/07/2011
Contract end date	

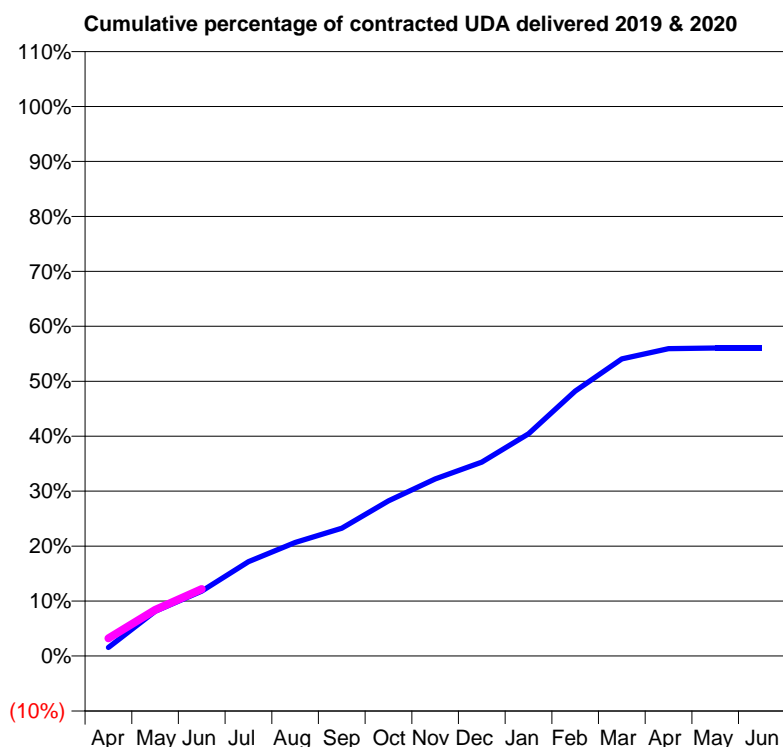
19/20 Contracted general activity (UDA)	16,500
Carry forward general activity (UDA)	0
19/20 Contracted orthodontic activity (UOA)	0
Carry forward orthodontic activity (UOA)	0
Baseline contract value	£425,057.59

ACCESS*

Patients seen in 24 months	Total	Change since previous quarter
Quarter ending June 2018	4,475	
Quarter ending September 2018	4,254	↓
Quarter ending December 2018	4,021	↓
Quarter ending March 2019	3,876	↓
Quarter ending June 2019	3,821	↓
Variance since June 2018	(14.6%)	↓



ACTIVITY



Month	Adjusted Scheduled Activity (UDA)	
	2019	2020
April	260	531
May	1,343	1,387
June	1,946	2,011
July	2,832	
August	3,411	
September	3,837	
October	4,661	
November	5,321	
December	5,820	
January	6,671	
February	7,952	
March	8,923	
April	9,226	
May	9,246	
June	9,246	

QUALITY

	Quantity	Base Number	Contract	AT	Region	England
% of FP17s for the same patient ID Re-attending within 3 months - Children	13	264	4.9%	10.1%	11.2%	11.4%
% of FP17s for the same patient ID Re-attending within 3 months - Adults	162	911	17.8%	13.6%	14.8%	15.4%
% of FP17s for the same patient ID Re-attending between 3 & 9 months - Children	115	264	43.6%	60.9%	60.9%	59.8%
% of FP17s for the same patient ID Re-attending between 3 & 9 months - Adults	359	911	39.4%	50.7%	53.2%	52.1%
% of FP17s for Band 1 Urgent Courses	112	1,026	10.9%	9.1%	8.3%	9.2%
% of FP17s Relating to Free Repair or Replacements	9	1,026	0.9%	0.7%	0.7%	0.7%
% of FP17s Relating to Continuations	17	1,026	1.7%	0.8%	0.8%	0.8%
% of Patients satisfied with the dentistry they have received	1	1	N/A	93.0%	93.2%	93.4%
% of Patients satisfied with the time they had to wait for an appointment	1	1	N/A	87.2%	88.5%	87.6%

* This is based on patients treated on this contract for their most recent course of treatment. Figures in italics indicate the base number of FP17s or Patient Questionnaire responses are less than 100. N/A is shown where the base number of responses is less than 10 during the period. % is calculated as Quantity/Base number*100

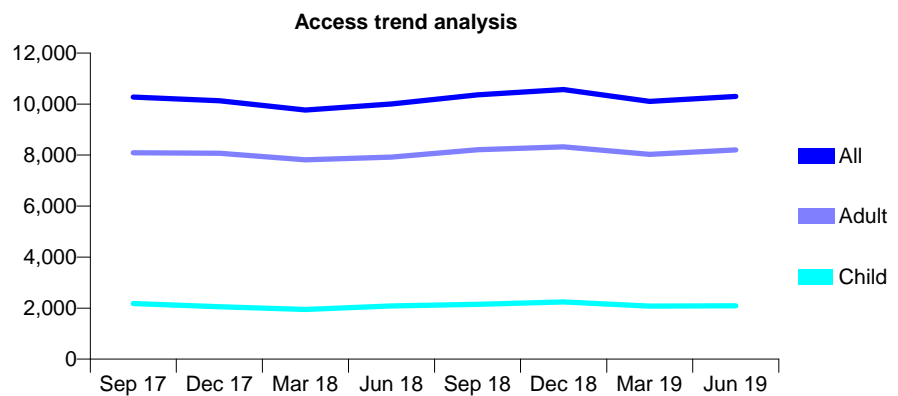
Q56 - Vital Signs At a Glance Contract Report for 162833/0001 - June 2019

Name or company name	Parish Vaid & Snehal Radia & Sanjay Shah
Contract type name	GDS Contract
Purpose of contract	General
Contract start date	01/11/2013
Contract end date	

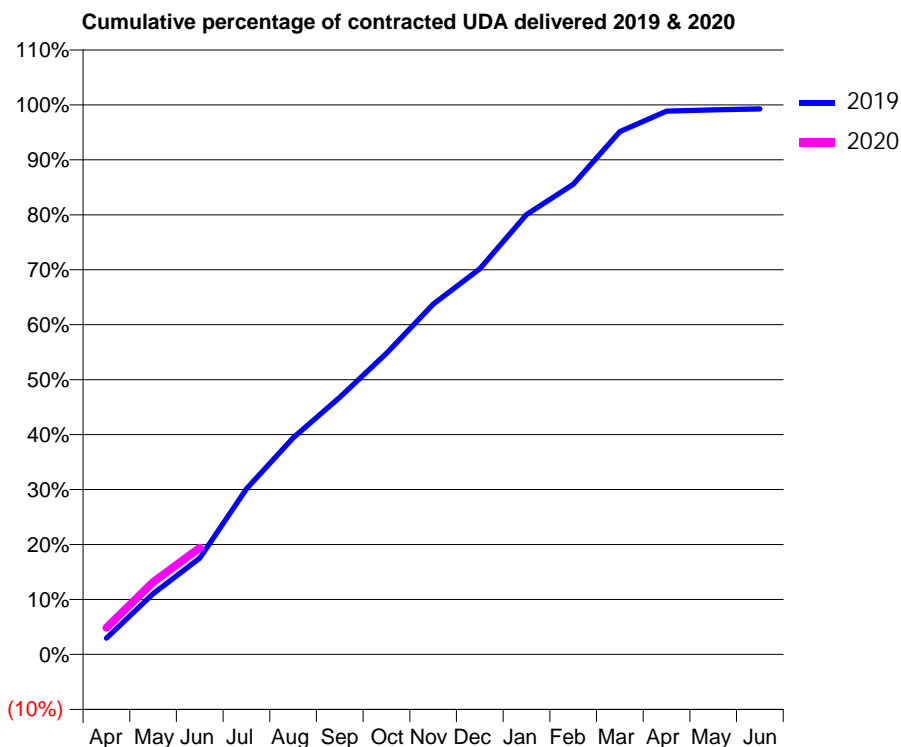
19/20 Contracted general activity (UDA)	31,173
Carry forward general activity (UDA)	0
19/20 Contracted orthodontic activity (UOA)	0
Carry forward orthodontic activity (UOA)	0
Baseline contract value	£977,543.28

ACCESS*

Patients seen in 24 months	Total	Change since previous quarter
Quarter ending June 2018	10,005	
Quarter ending September 2018	10,359	↑
Quarter ending December 2018	10,569	↑
Quarter ending March 2019	10,106	↓
Quarter ending June 2019	10,297	→
Variance since June 2018	2.9%	↑



ACTIVITY



Month	2019	2020
April	919	1,512
May	3,447	4,115
June	5,457	6,058
July	9,388	
August	12,287	
September	14,580	
October	17,074	
November	19,865	
December	21,873	
January	24,949	
February	26,671	
March	29,649	
April	30,814	
May	30,894	
June	30,946	

QUALITY

	Quantity	Base Number	Contract	AT	Region	England
% of FP17s for the same patient ID Re-attending within 3 months - Children	52	718	7.2%	10.1%	11.2%	11.4%
% of FP17s for the same patient ID Re-attending within 3 months - Adults	387	2,816	13.7%	13.6%	14.8%	15.4%
% of FP17s for the same patient ID Re-attending between 3 & 9 months - Children	358	718	49.9%	60.9%	60.9%	59.8%
% of FP17s for the same patient ID Re-attending between 3 & 9 months - Adults	1,266	2,816	45.0%	50.7%	53.2%	52.1%
% of FP17s for Band 1 Urgent Courses	506	2,995	16.9%	9.1%	8.3%	9.2%
% of FP17s Relating to Free Repair or Replacements	25	2,995	0.8%	0.7%	0.7%	0.7%
% of FP17s Relating to Continuations	21	2,995	0.7%	0.8%	0.8%	0.8%
% of Patients satisfied with the dentistry they have received	5	6	N/A	93.0%	93.2%	93.4%
% of Patients satisfied with the time they had to wait for an appointment	6	6	N/A	87.2%	88.5%	87.6%

* This is based on patients treated on this contract for their most recent course of treatment. Figures in italics indicate the base number of FP17s or Patient Questionnaire responses are less than 100. N/A is shown where the base number of responses is less than 10 during the period. % is calculated as Quantity/Base number*100

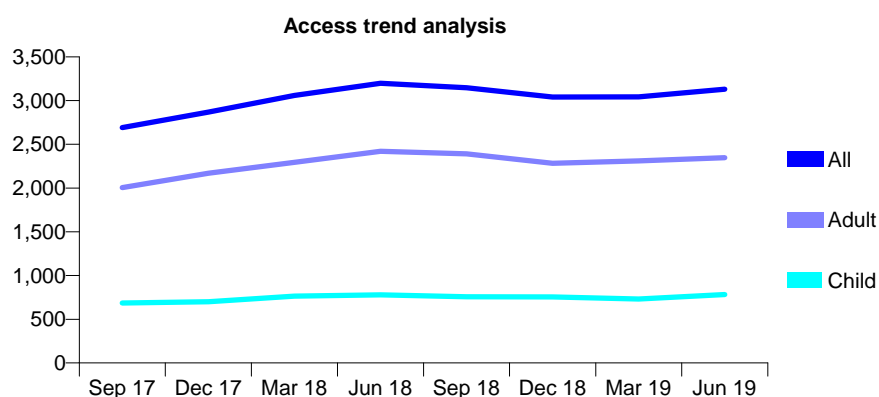
Q56 - Vital Signs At a Glance Contract Report for 162833/0002 - June 2019

Name or company name	Parish Vaid & Snehal Radia & Sanjay Shah
Contract type name	PDS Plus Contract
Purpose of contract	General
Contract start date	15/11/2013
Contract end date	31/03/2020

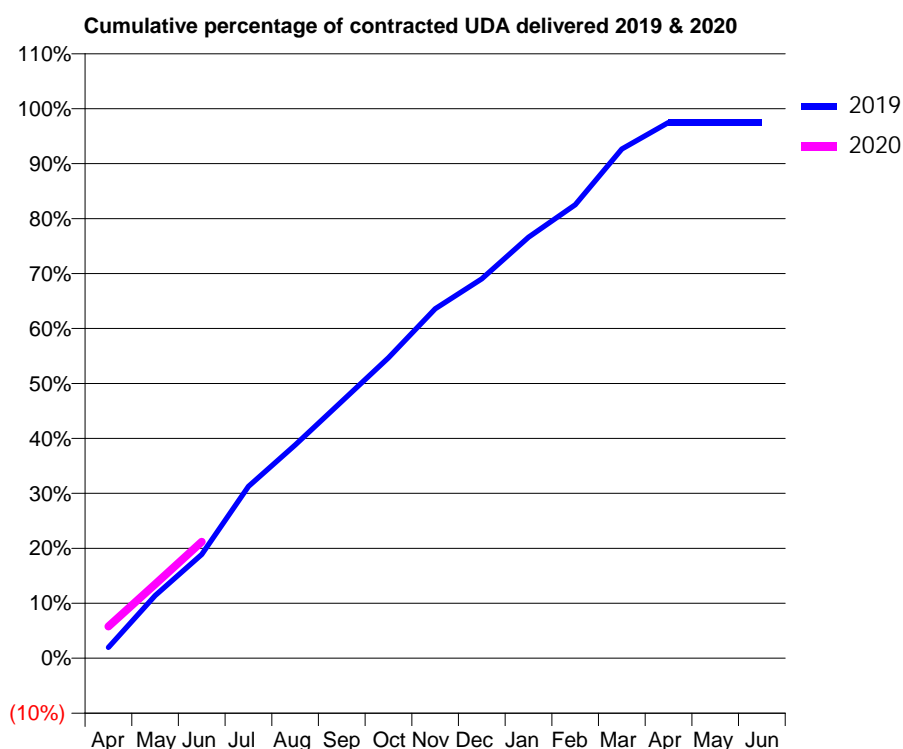
19/20 Contracted general activity (UDA)	8,000
Carry forward general activity (UDA)	0
19/20 Contracted orthodontic activity (UOA)	0
Carry forward orthodontic activity (UOA)	0
Baseline contract value	£162,036.68

ACCESS*

Patients seen in 24 months	Total	Change since previous quarter
Quarter ending June 2018	3,197	
Quarter ending September 2018	3,147	↓
Quarter ending December 2018	3,040	↓
Quarter ending March 2019	3,042	→
Quarter ending June 2019	3,130	↑
Variance since June 2018	(2.1%)	↓



ACTIVITY



Month	2019	2020
April	158	464
May	912	1,079
June	1,511	1,695
July	2,502	
August	3,105	
September	3,738	
October	4,376	
November	5,087	
December	5,522	
January	6,128	
February	6,601	
March	7,413	
April	7,800	
May	7,800	
June	7,800	

QUALITY

	Quantity	Base Number	Contract	AT	Region	England
% of FP17s for the same patient ID Re-attending within 3 months - Children	24	384	6.3%	10.1%	11.2%	11.4%
% of FP17s for the same patient ID Re-attending within 3 months - Adults	126	885	14.2%	13.6%	14.8%	15.4%
% of FP17s for the same patient ID Re-attending between 3 & 9 months - Children	247	384	64.3%	60.9%	60.9%	59.8%
% of FP17s for the same patient ID Re-attending between 3 & 9 months - Adults	320	885	36.2%	50.7%	53.2%	52.1%
% of FP17s for Band 1 Urgent Courses	80	1,090	7.3%	9.1%	8.3%	9.2%
% of FP17s Relating to Free Repair or Replacements	3	1,090	0.3%	0.7%	0.7%	0.7%
% of FP17s Relating to Continuations	18	1,090	1.7%	0.8%	0.8%	0.8%
% of Patients satisfied with the dentistry they have received	0	0	N/A	93.0%	93.2%	93.4%
% of Patients satisfied with the time they had to wait for an appointment	0	0	N/A	87.2%	88.5%	87.6%

* This is based on patients treated on this contract for their most recent course of treatment.

Figures in italics indicate the base number of FP17s or Patient Questionnaire responses are less than 100. N/A is shown where the base number of responses is less than 10 during the period. % is calculated as Quantity/Base number*100

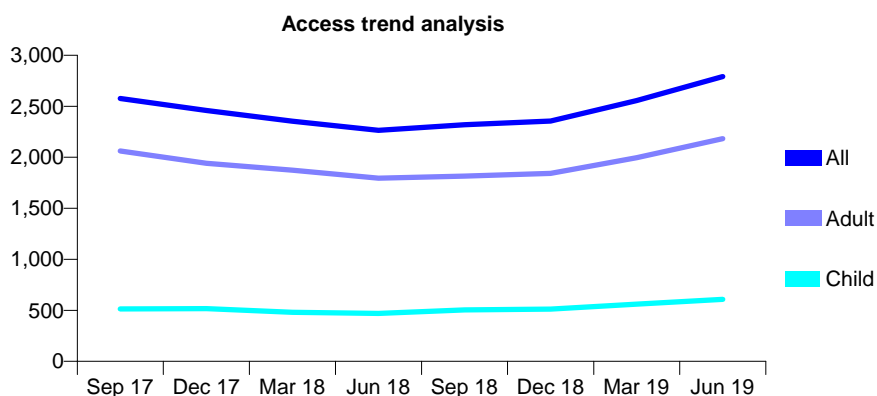
Q56 - Vital Signs At a Glance Contract Report for 162833/0003 - June 2019

Name or company name	Parish Vaid & Snehal Radia & Sanjay Shah
Contract type name	GDS Contract
Purpose of contract	General
Contract start date	15/11/2013
Contract end date	

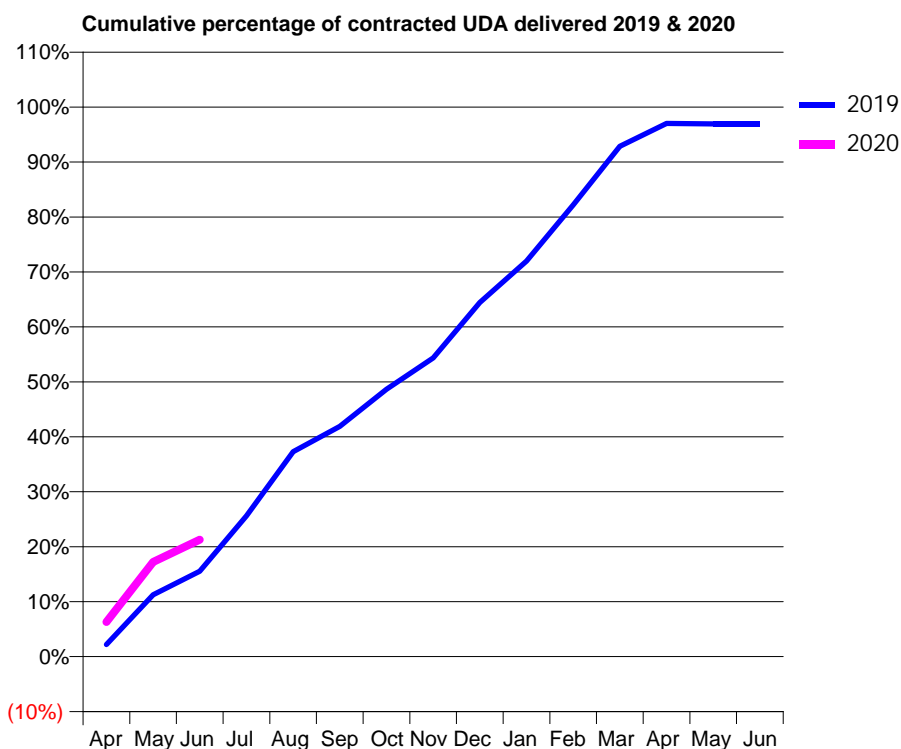
19/20 Contracted general activity (UDA)	7,185
Carry forward general activity (UDA)	0
19/20 Contracted orthodontic activity (UOA)	0
Carry forward orthodontic activity (UOA)	0
Baseline contract value	£196,002.78

ACCESS*

Patients seen in 24 months	Total	Change since previous quarter
Quarter ending June 2018	2,265	
Quarter ending September 2018	2,319	↑
Quarter ending December 2018	2,355	→
Quarter ending March 2019	2,556	↑
Quarter ending June 2019	2,791	↑
Variance since June 2018	23.2%	↑



ACTIVITY



Month	Adjusted Scheduled Activity (UDA)	
	2019	2020
April	158	452
May	808	1,236
June	1,117	1,529
July	1,840	
August	2,679	
September	3,010	
October	3,496	
November	3,905	
December	4,630	
January	5,173	
February	5,906	
March	6,671	
April	6,969	
May	6,965	
June	6,965	

QUALITY

	Quantity	Base Number	Contract	AT	Region	England
% of FP17s for the same patient ID Re-attending within 3 months - Children	12	253	4.7%	10.1%	11.2%	11.4%
% of FP17s for the same patient ID Re-attending within 3 months - Adults	77	783	9.8%	13.6%	14.8%	15.4%
% of FP17s for the same patient ID Re-attending between 3 & 9 months - Children	99	253	39.1%	60.9%	60.9%	59.8%
% of FP17s for the same patient ID Re-attending between 3 & 9 months - Adults	355	783	45.3%	50.7%	53.2%	52.1%
% of FP17s for Band 1 Urgent Courses	49	923	5.3%	9.1%	8.3%	9.2%
% of FP17s Relating to Free Repair or Replacements	1	923	0.1%	0.7%	0.7%	0.7%
% of FP17s Relating to Continuations	11	923	1.2%	0.8%	0.8%	0.8%
% of Patients satisfied with the dentistry they have received	1	1	N/A	93.0%	93.2%	93.4%
% of Patients satisfied with the time they had to wait for an appointment	1	1	N/A	87.2%	88.5%	87.6%

* This is based on patients treated on this contract for their most recent course of treatment. Figures in italics indicate the base number of FP17s or Patient Questionnaire responses are less than 100. N/A is shown where the base number of responses is less than 10 during the period. % is calculated as Quantity/Base number*100

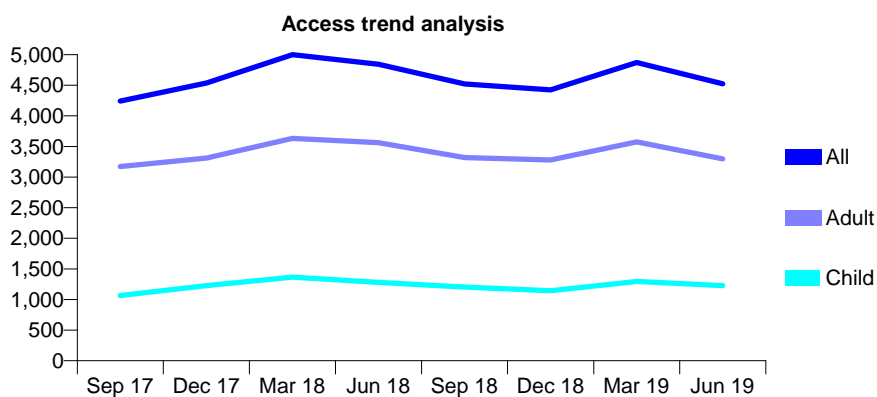
Q56 - Vital Signs At a Glance Contract Report for 162833/0004 - June 2019

Name or company name	Parish Vaid & Snehal Radia & Sanjay Shah
Contract type name	GDS Contract
Purpose of contract	General
Contract start date	15/11/2013
Contract end date	

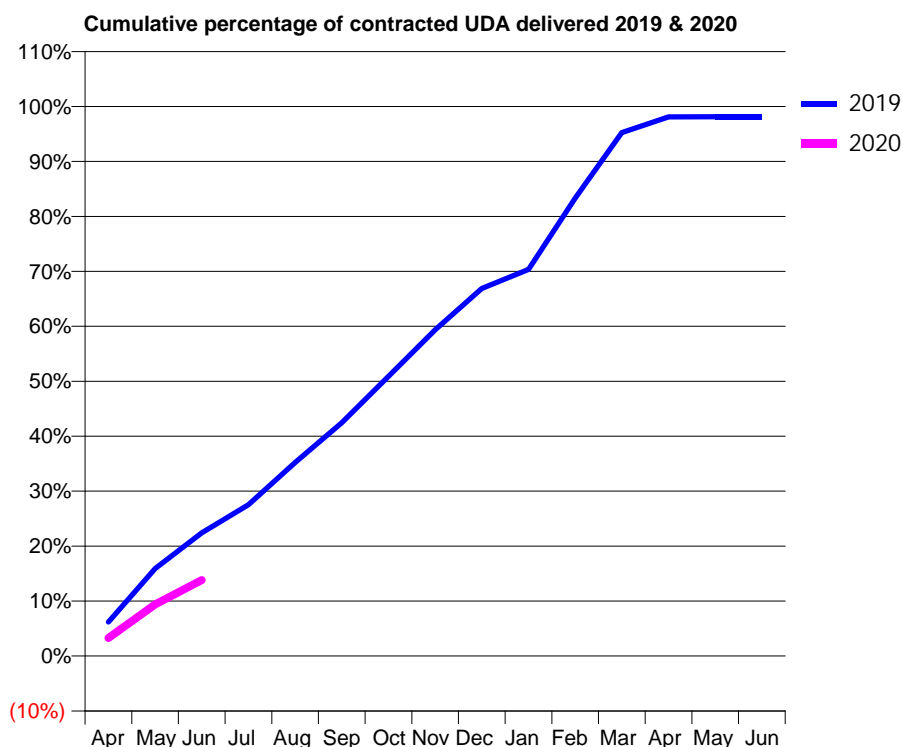
19/20 Contracted general activity (UDA)	14,285
Carry forward general activity (UDA)	0
19/20 Contracted orthodontic activity (UOA)	0
Carry forward orthodontic activity (UOA)	0
Baseline contract value	£381,250.50

ACCESS*

Patients seen in 24 months	Total	Change since previous quarter
Quarter ending June 2018	4,845	
Quarter ending September 2018	4,522	↓
Quarter ending December 2018	4,425	↓
Quarter ending March 2019	4,872	↑
Quarter ending June 2019	4,525	↓
Variance since June 2018	(6.6%)	↓



ACTIVITY



Month	Adjusted Scheduled Activity (UDA)	
	2019	2020
April	885	471
May	2,275	1,342
June	3,202	1,973
July	3,934	
August	5,030	
September	6,064	
October	7,272	
November	8,482	
December	9,552	
January	10,049	
February	11,905	
March	13,606	
April	14,015	
May	14,017	
June	14,017	

QUALITY

	Quantity	Base Number	Contract	AT	Region	England
% of FP17s for the same patient ID Re-attending within 3 months - Children	10	347	2.9%	10.1%	11.2%	11.4%
% of FP17s for the same patient ID Re-attending within 3 months - Adults	116	968	12.0%	13.6%	14.8%	15.4%
% of FP17s for the same patient ID Re-attending between 3 & 9 months - Children	186	347	53.6%	60.9%	60.9%	59.8%
% of FP17s for the same patient ID Re-attending between 3 & 9 months - Adults	353	968	36.5%	50.7%	53.2%	52.1%
% of FP17s for Band 1 Urgent Courses	176	1,128	15.6%	9.1%	8.3%	9.2%
% of FP17s Relating to Free Repair or Replacements	8	1,128	0.7%	0.7%	0.7%	0.7%
% of FP17s Relating to Continuations	6	1,128	0.5%	0.8%	0.8%	0.8%
% of Patients satisfied with the dentistry they have received	1	1	N/A	93.0%	93.2%	93.4%
% of Patients satisfied with the time they had to wait for an appointment	1	1	N/A	87.2%	88.5%	87.6%

* This is based on patients treated on this contract for their most recent course of treatment. Figures in italics indicate the base number of FP17s or Patient Questionnaire responses are less than 100. N/A is shown where the base number of responses is less than 10 during the period. % is calculated as Quantity/Base number*100

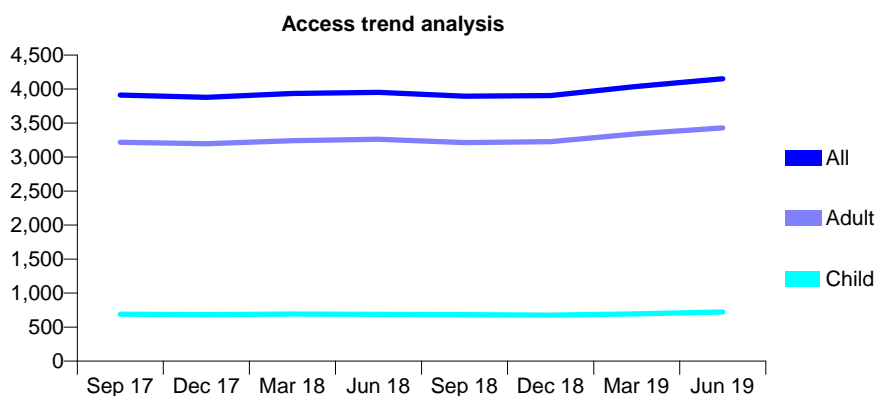
Q56 - Vital Signs At a Glance Contract Report for 162833/0005 - June 2019

Name or company name	Parish Vaid & Snehal Radia & Sanjay Shah
Contract type name	Pilot Contract
Purpose of contract	General
Contract start date	15/11/2013
Contract end date	

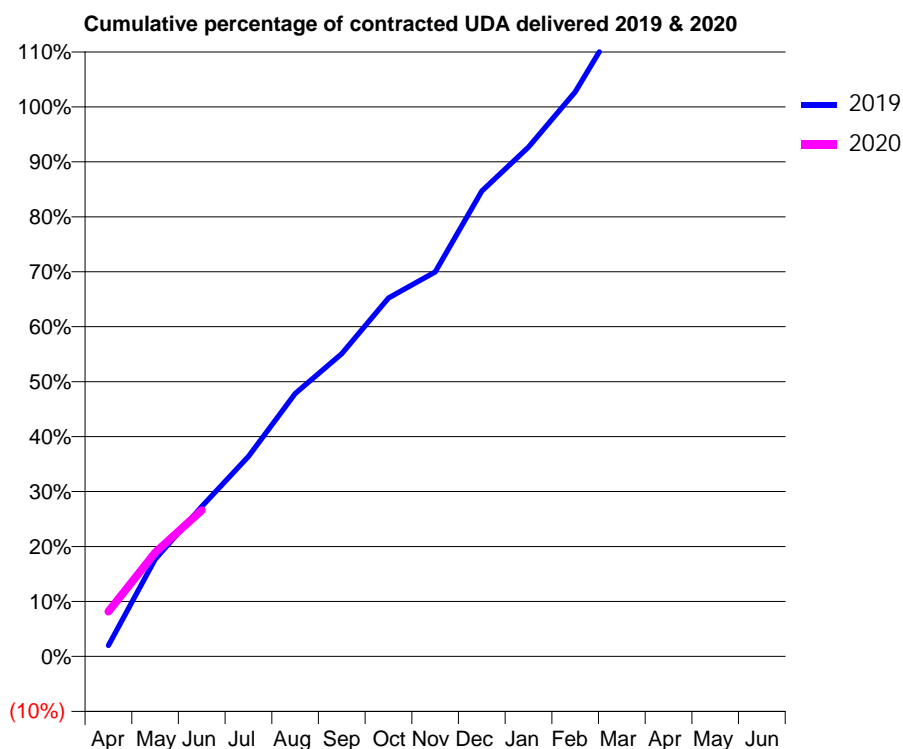
19/20 Contracted general activity (UDA)	7,509
Carry forward general activity (UDA)	0
19/20 Contracted orthodontic activity (UOA)	0
Carry forward orthodontic activity (UOA)	0
Baseline contract value	£308,580.67

ACCESS*

Patients seen in 24 months	Total	Change since previous quarter
Quarter ending June 2018	3,951	
Quarter ending September 2018	3,896	↓
Quarter ending December 2018	3,904	→
Quarter ending March 2019	4,039	↑
Quarter ending June 2019	4,151	↑
Variance since June 2018	5.1%	↑



ACTIVITY



Month	2019	2020
April	150	613
May	1,329	1,419
June	2,047	1,998
July	2,732	
August	3,593	
September	4,137	
October	4,898	
November	5,255	
December	6,359	
January	6,960	
February	7,714	
March	8,768	
April	9,242	
May	9,241	
June	9,241	

QUALITY

	Quantity	Base Number	Contract	AT	Region	England
% of FP17s for the same patient ID Re-attending within 3 months - Children	11	271	4.1%	10.1%	11.2%	11.4%
% of FP17s for the same patient ID Re-attending within 3 months - Adults	187	1,263	14.8%	13.6%	14.8%	15.4%
% of FP17s for the same patient ID Re-attending between 3 & 9 months - Children	158	271	58.3%	60.9%	60.9%	59.8%
% of FP17s for the same patient ID Re-attending between 3 & 9 months - Adults	560	1,263	44.3%	50.7%	53.2%	52.1%
% of FP17s for Band 1 Urgent Courses	98	1,269	7.7%	9.1%	8.3%	9.2%
% of FP17s Relating to Free Repair or Replacements	8	1,269	0.6%	0.7%	0.7%	0.7%
% of FP17s Relating to Continuations	44	1,269	3.5%	0.8%	0.8%	0.8%
% of Patients satisfied with the dentistry they have received	2	2	N/A	93.0%	93.2%	93.4%
% of Patients satisfied with the time they had to wait for an appointment	1	2	N/A	87.2%	88.5%	87.6%

* This is based on patients treated on this contract for their most recent course of treatment. Figures in italics indicate the base number of FP17s or Patient Questionnaire responses are less than 100. N/A is shown where the base number of responses is less than 10 during the period. % is calculated as Quantity/Base number*100

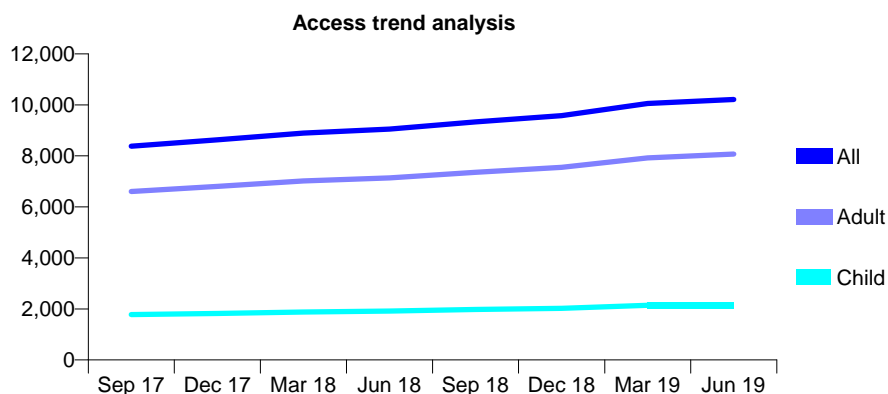
Q56 - Vital Signs At a Glance Contract Report for 162981/0001 - June 2019

Name or company name	Esmerelle Limited
Contract type name	GDS Contract
Purpose of contract	General and Orthodontic
Contract start date	01/08/2011
Contract end date	

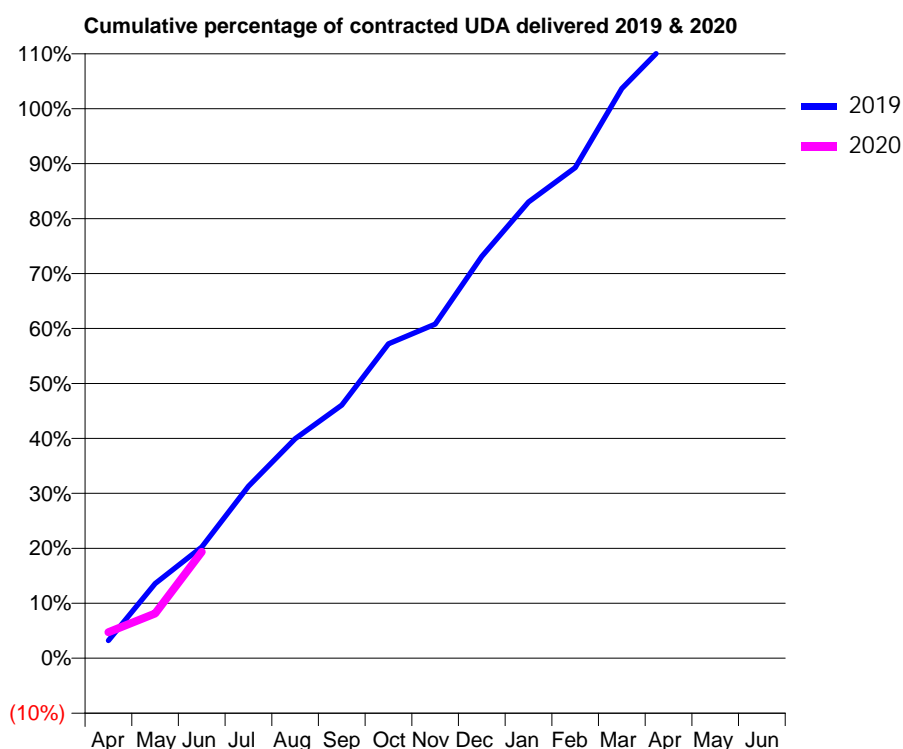
19/20 Contracted general activity (UDA)	28,860
Carry forward general activity (UDA)	0
19/20 Contracted orthodontic activity (UOA)	64
Carry forward orthodontic activity (UOA)	0
Baseline contract value	£767,087.59

ACCESS*

Patients seen in 24 months	Total	Change since previous quarter
Quarter ending June 2018	9,052	
Quarter ending September 2018	9,332	↑
Quarter ending December 2018	9,574	↑
Quarter ending March 2019	10,058	↑
Quarter ending June 2019	10,215	→
Variance since June 2018	12.8%	↑



ACTIVITY



Month	2019	2020
April	925	1,368
May	3,918	2,349
June	5,840	5,585
July	9,034	
August	11,525	
September	13,297	
October	16,510	
November	17,549	
December	21,101	
January	23,957	
February	25,761	
March	29,912	
April	32,413	
May	32,412	
June	32,413	

QUALITY

	Quantity	Base Number	Contract	AT	Region	England
% of FP17s for the same patient ID Re-attending within 3 months - Children	69	844	8.2%	10.1%	11.2%	11.4%
% of FP17s for the same patient ID Re-attending within 3 months - Adults	365	2,913	12.5%	13.6%	14.8%	15.4%
% of FP17s for the same patient ID Re-attending between 3 & 9 months - Children	542	844	64.2%	60.9%	60.9%	59.8%
% of FP17s for the same patient ID Re-attending between 3 & 9 months - Adults	1,617	2,913	55.5%	50.7%	53.2%	52.1%
% of FP17s for Band 1 Urgent Courses	196	2,781	7.0%	9.1%	8.3%	9.2%
% of FP17s Relating to Free Repair or Replacements	17	2,781	0.6%	0.7%	0.7%	0.7%
% of FP17s Relating to Continuations	17	2,781	0.6%	0.8%	0.8%	0.8%
% of Patients satisfied with the dentistry they have received	8	8	N/A	93.0%	93.2%	93.4%
% of Patients satisfied with the time they had to wait for an appointment	8	8	N/A	87.2%	88.5%	87.6%

* This is based on patients treated on this contract for their most recent course of treatment.

Figures in italics indicate the base number of FP17s or Patient Questionnaire responses are less than 100. N/A is shown where the base number of responses is less than 10 during the period. % is calculated as Quantity/Base number*100

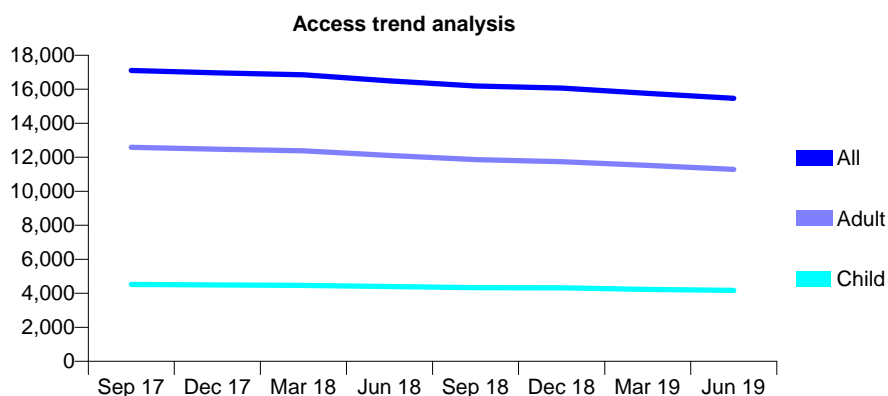
Q56 - Vital Signs At a Glance Contract Report for 163570/0001 - June 2019

Name or company name	Chequer Hall Dental Practice
Contract type name	GDS Contract
Purpose of contract	General
Contract start date	01/04/2011
Contract end date	

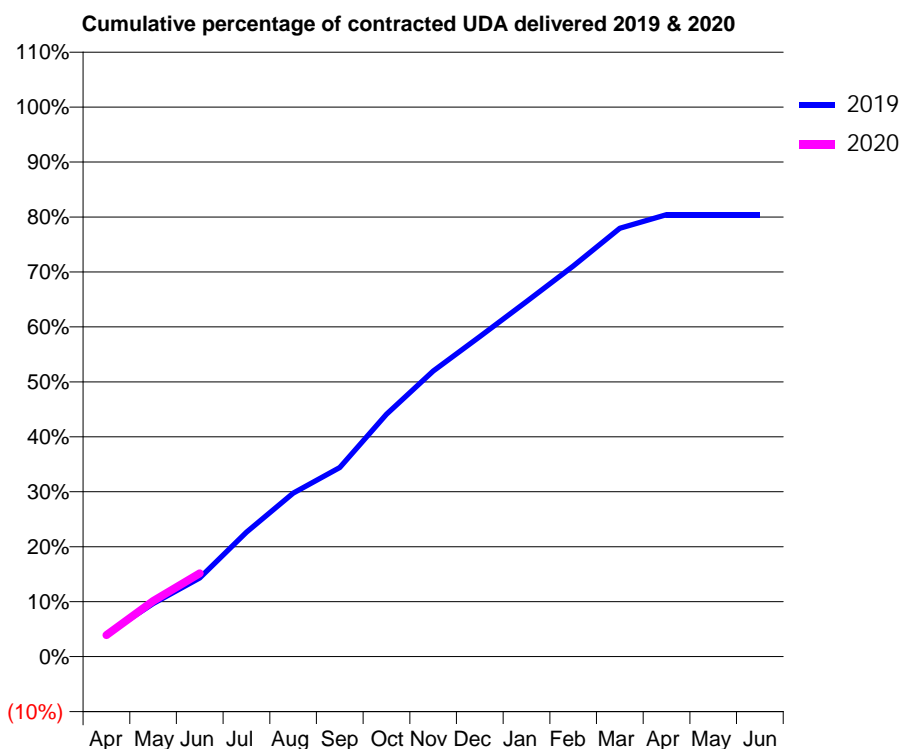
19/20 Contracted general activity (UDA)	45,026
Carry forward general activity (UDA)	0
19/20 Contracted orthodontic activity (UOA)	0
Carry forward orthodontic activity (UOA)	0
Baseline contract value	£1,389,597.49

ACCESS*

Patients seen in 24 months	Total	Change since previous quarter
Quarter ending June 2018	16,500	
Quarter ending September 2018	16,191	↓
Quarter ending December 2018	16,070	→
Quarter ending March 2019	15,757	↓
Quarter ending June 2019	15,467	↓
Variance since June 2018	(6.3%)	↓



ACTIVITY



Month	Adjusted Scheduled Activity (UDA)	
	2019	2020
April	1,828	1,762
May	4,347	4,561
June	6,439	6,825
July	10,201	
August	13,394	
September	15,502	
October	19,857	
November	23,404	
December	26,223	
January	29,093	
February	32,001	
March	35,088	
April	36,214	
May	36,212	
June	36,208	

QUALITY

	Quantity	Base Number	Contract	AT	Region	England
% of FP17s for the same patient ID Re-attending within 3 months - Children	75	1,526	4.9%	10.1%	11.2%	11.4%
% of FP17s for the same patient ID Re-attending within 3 months - Adults	282	3,089	9.1%	13.6%	14.8%	15.4%
% of FP17s for the same patient ID Re-attending between 3 & 9 months - Children	935	1,526	61.3%	60.9%	60.9%	59.8%
% of FP17s for the same patient ID Re-attending between 3 & 9 months - Adults	1,485	3,089	48.1%	50.7%	53.2%	52.1%
% of FP17s for Band 1 Urgent Courses	157	4,003	3.9%	9.1%	8.3%	9.2%
% of FP17s Relating to Free Repair or Replacements	25	4,003	0.6%	0.7%	0.7%	0.7%
% of FP17s Relating to Continuations	46	4,003	1.1%	0.8%	0.8%	0.8%
% of Patients satisfied with the dentistry they have received	2	2	N/A	93.0%	93.2%	93.4%
% of Patients satisfied with the time they had to wait for an appointment	2	2	N/A	87.2%	88.5%	87.6%

* This is based on patients treated on this contract for their most recent course of treatment. Figures in italics indicate the base number of FP17s or Patient Questionnaire responses are less than 100. N/A is shown where the base number of responses is less than 10 during the period. % is calculated as Quantity/Base number*100

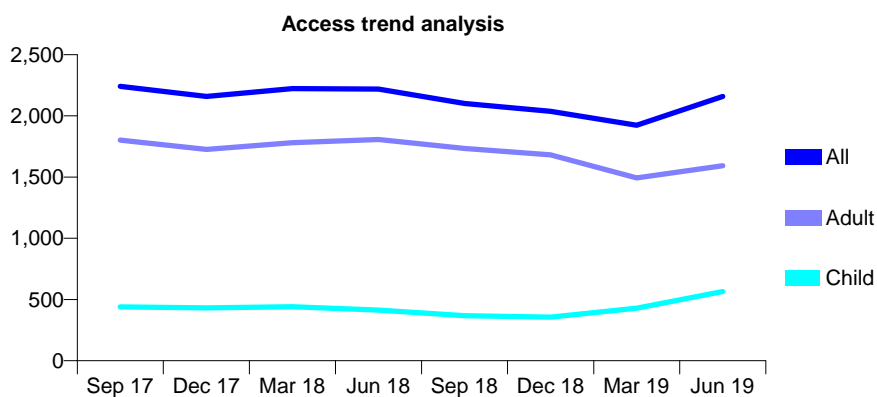
Q56 - Vital Signs At a Glance Contract Report for 167231/0001 - June 2019

Name or company name	Onefiveseven Partnership
Contract type name	GDS Contract
Purpose of contract	General
Contract start date	12/10/2009
Contract end date	

19/20 Contracted general activity (UDA)	6,208
Carry forward general activity (UDA)	0
19/20 Contracted orthodontic activity (UOA)	0
Carry forward orthodontic activity (UOA)	0
Baseline contract value	£220,877.25

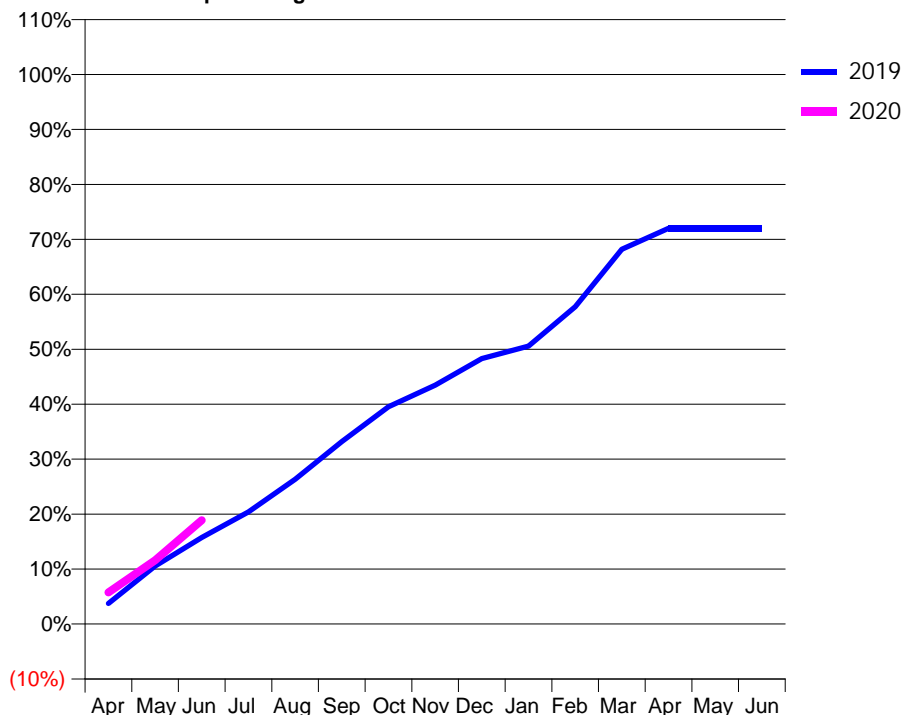
ACCESS*

Patients seen in 24 months	Total	Change since previous quarter
Quarter ending June 2018	2,220	
Quarter ending September 2018	2,102	↓
Quarter ending December 2018	2,038	↓
Quarter ending March 2019	1,923	↓
Quarter ending June 2019	2,158	↑
Variance since June 2018	(2.8%)	↓



ACTIVITY

Cumulative percentage of contracted UDA delivered 2019 & 2020



Month	Adjusted Scheduled Activity (UDA)	
	2019	2020
April	233	358
May	657	721
June	978	1,172
July	1,266	
August	1,636	
September	2,061	
October	2,454	
November	2,700	
December	2,999	
January	3,139	
February	3,585	
March	4,234	
April	4,470	
May	4,471	
June	4,471	

QUALITY

	Quantity	Base Number	Contract	AT	Region	England
% of FP17s for the same patient ID Re-attending within 3 months - Children	12	315	3.8%	10.1%	11.2%	11.4%
% of FP17s for the same patient ID Re-attending within 3 months - Adults	48	630	7.6%	13.6%	14.8%	15.4%
% of FP17s for the same patient ID Re-attending between 3 & 9 months - Children	79	315	25.1%	60.9%	60.9%	59.8%
% of FP17s for the same patient ID Re-attending between 3 & 9 months - Adults	186	630	29.5%	50.7%	53.2%	52.1%
% of FP17s for Band 1 Urgent Courses	47	743	6.3%	9.1%	8.3%	9.2%
% of FP17s Relating to Free Repair or Replacements	8	743	1.1%	0.7%	0.7%	0.7%
% of FP17s Relating to Continuations	4	743	0.5%	0.8%	0.8%	0.8%
% of Patients satisfied with the dentistry they have received	1	1	N/A	93.0%	93.2%	93.4%
% of Patients satisfied with the time they had to wait for an appointment	1	1	N/A	87.2%	88.5%	87.6%

* This is based on patients treated on this contract for their most recent course of treatment. Figures in italics indicate the base number of FP17s or Patient Questionnaire responses are less than 100. N/A is shown where the base number of responses is less than 10 during the period. % is calculated as Quantity/Base number*100

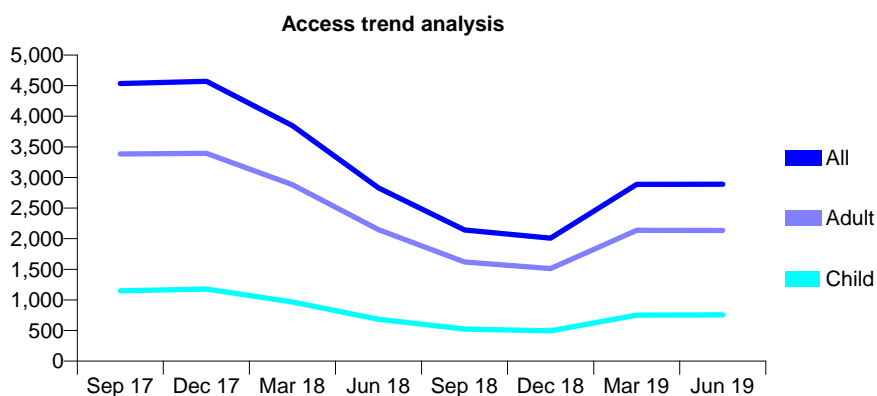
Q56 - Vital Signs At a Glance Contract Report for 167231/0002 - June 2019

Name or company name	Onefiveseven Partnership
Contract type name	GDS Contract
Purpose of contract	General
Contract start date	12/10/2009
Contract end date	

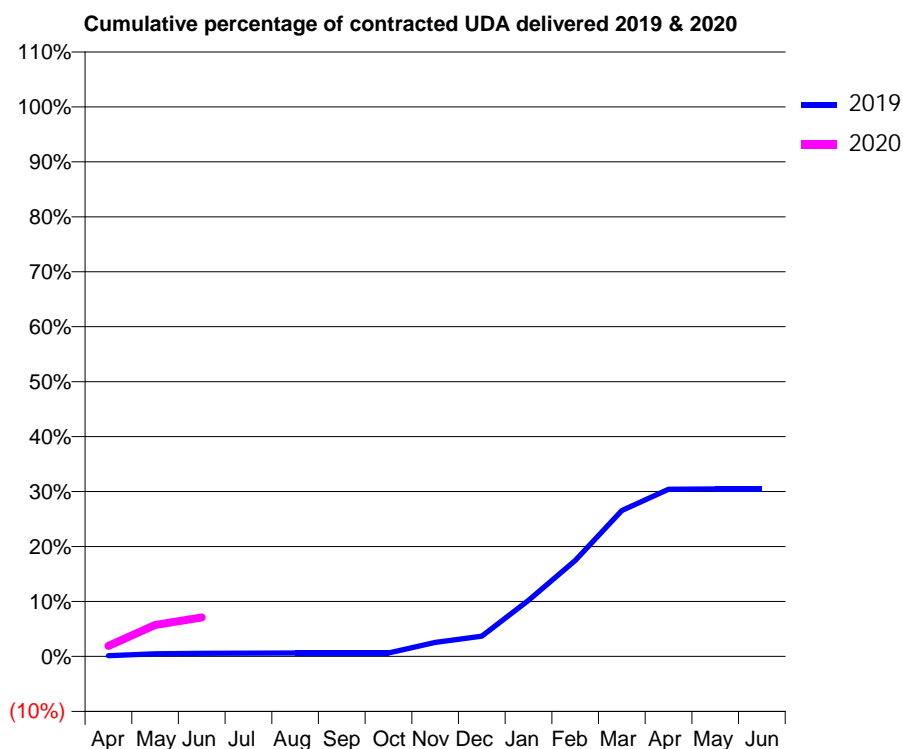
19/20 Contracted general activity (UDA)	11,708
Carry forward general activity (UDA)	0
19/20 Contracted orthodontic activity (UOA)	0
Carry forward orthodontic activity (UOA)	0
Baseline contract value	£329,830.78

ACCESS*

Patients seen in 24 months	Total	Change since previous quarter
Quarter ending June 2018	2,828	
Quarter ending September 2018	2,143	↓
Quarter ending December 2018	2,009	↓
Quarter ending March 2019	2,887	↑
Quarter ending June 2019	2,891	→
Variance since June 2018	2.2%	↑



ACTIVITY



Month	Adjusted Scheduled Activity (UDA)	
	2019	2020
April	17	222
May	55	668
June	67	832
July	71	
August	72	
September	74	
October	74	
November	299	
December	430	
January	1,194	
February	2,044	
March	3,108	
April	3,560	
May	3,570	
June	3,569	

QUALITY

	Quantity	Base Number	Contract	AT	Region	England
% of FP17s for the same patient ID Re-attending within 3 months - Children	12	169	7.1%	10.1%	11.2%	11.4%
% of FP17s for the same patient ID Re-attending within 3 months - Adults	35	466	7.5%	13.6%	14.8%	15.4%
% of FP17s for the same patient ID Re-attending between 3 & 9 months - Children	11	169	6.5%	60.9%	60.9%	59.8%
% of FP17s for the same patient ID Re-attending between 3 & 9 months - Adults	34	466	7.3%	50.7%	53.2%	52.1%
% of FP17s for Band 1 Urgent Courses	36	423	8.5%	9.1%	8.3%	9.2%
% of FP17s Relating to Free Repair or Replacements	0	423	0.0%	0.7%	0.7%	0.7%
% of FP17s Relating to Continuations	0	423	0.0%	0.8%	0.8%	0.8%
% of Patients satisfied with the dentistry they have received	2	2	N/A	93.0%	93.2%	93.4%
% of Patients satisfied with the time they had to wait for an appointment	2	2	N/A	87.2%	88.5%	87.6%

* This is based on patients treated on this contract for their most recent course of treatment. Figures in italics indicate the base number of FP17s or Patient Questionnaire responses are less than 100. N/A is shown where the base number of responses is less than 10 during the period. % is calculated as Quantity/Base number*100

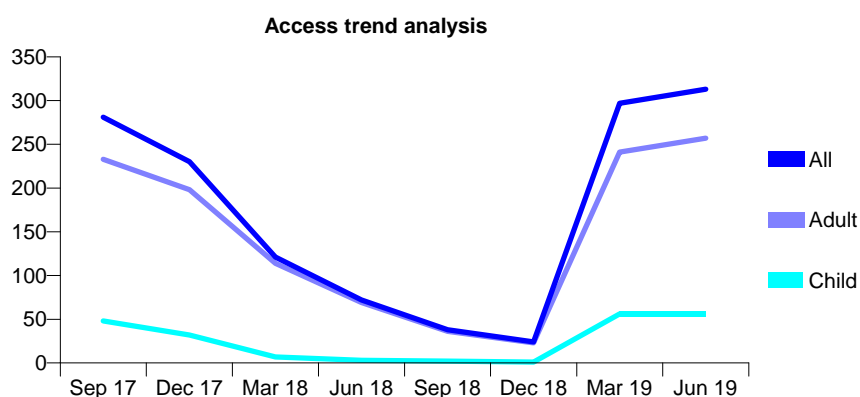
Q56 - Vital Signs At a Glance Contract Report for 167231/0003 - June 2019

Name or company name	Onefiveseven Partnership
Contract type name	GDS Contract
Purpose of contract	General
Contract start date	12/10/2009
Contract end date	

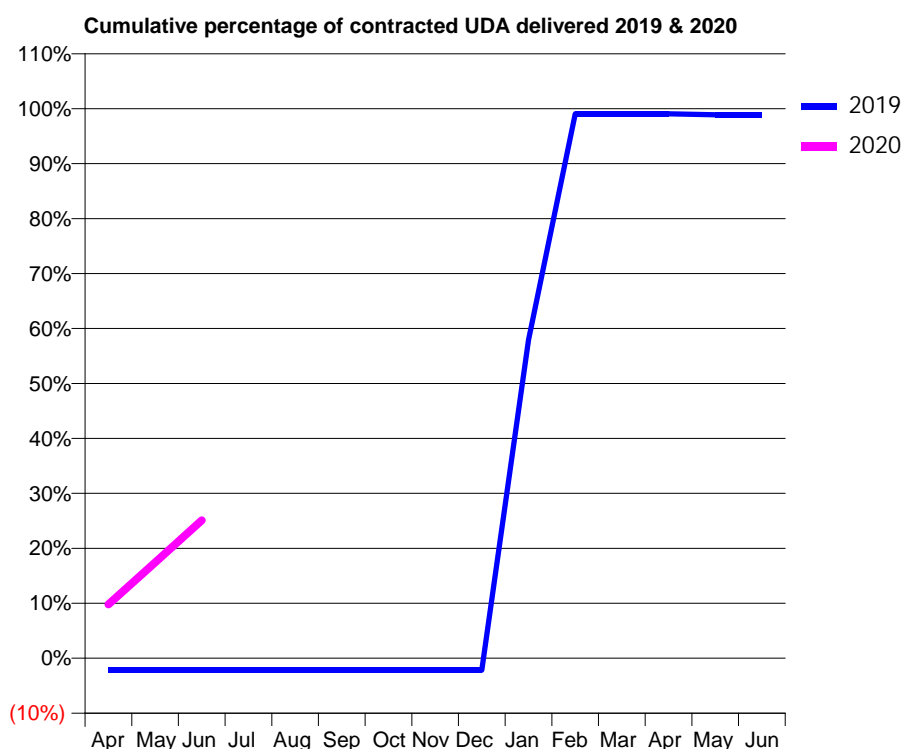
19/20 Contracted general activity (UDA)	500
Carry forward general activity (UDA)	0
19/20 Contracted orthodontic activity (UOA)	0
Carry forward orthodontic activity (UOA)	0
Baseline contract value	£12,887.62

ACCESS*

Patients seen in 24 months	Total	Change since previous quarter
Quarter ending June 2018	72	
Quarter ending September 2018	38	↓
Quarter ending December 2018	24	↓
Quarter ending March 2019	297	↑
Quarter ending June 2019	313	↑
Variance since June 2018	334.7%	↑



ACTIVITY



Month	Adjusted Scheduled Activity (UDA)	
	2019	2020
April	-11	49
May	-11	87
June	-11	125
July	-11	
August	-11	
September	-11	
October	-11	
November	-11	
December	-11	
January	290	
February	495	
March	495	
April	495	
May	494	
June	494	

QUALITY

	Quantity	Base Number	Contract	AT	Region	England
% of FP17s for the same patient ID Re-attending within 3 months - Children	0	12	0.0%	10.1%	11.2%	11.4%
% of FP17s for the same patient ID Re-attending within 3 months - Adults	3	62	4.8%	13.6%	14.8%	15.4%
% of FP17s for the same patient ID Re-attending between 3 & 9 months - Children	0	12	0.0%	60.9%	60.9%	59.8%
% of FP17s for the same patient ID Re-attending between 3 & 9 months - Adults	1	62	1.6%	50.7%	53.2%	52.1%
% of FP17s for Band 1 Urgent Courses	2	74	2.7%	9.1%	8.3%	9.2%
% of FP17s Relating to Free Repair or Replacements	1	74	1.4%	0.7%	0.7%	0.7%
% of FP17s Relating to Continuations	0	74	0.0%	0.8%	0.8%	0.8%
% of Patients satisfied with the dentistry they have received	0	0	N/A	93.0%	93.2%	93.4%
% of Patients satisfied with the time they had to wait for an appointment	0	0	N/A	87.2%	88.5%	87.6%

* This is based on patients treated on this contract for their most recent course of treatment.

Figures in italics indicate the base number of FP17s or Patient Questionnaire responses are less than 100. N/A is shown where the base number of responses is less than 10 during the period. % is calculated as Quantity/Base number*100

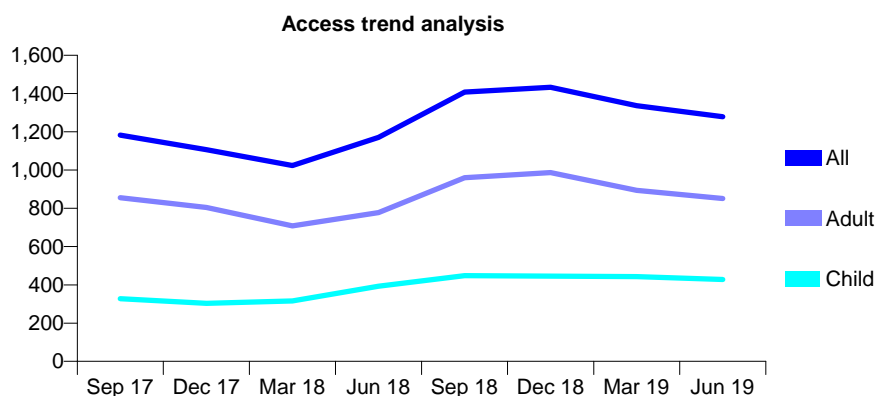
Q56 - Vital Signs At a Glance Contract Report for 167231/0004 - June 2019

Name or company name	Onefiveseven Partnership
Contract type name	GDS Contract
Purpose of contract	General
Contract start date	12/10/2009
Contract end date	

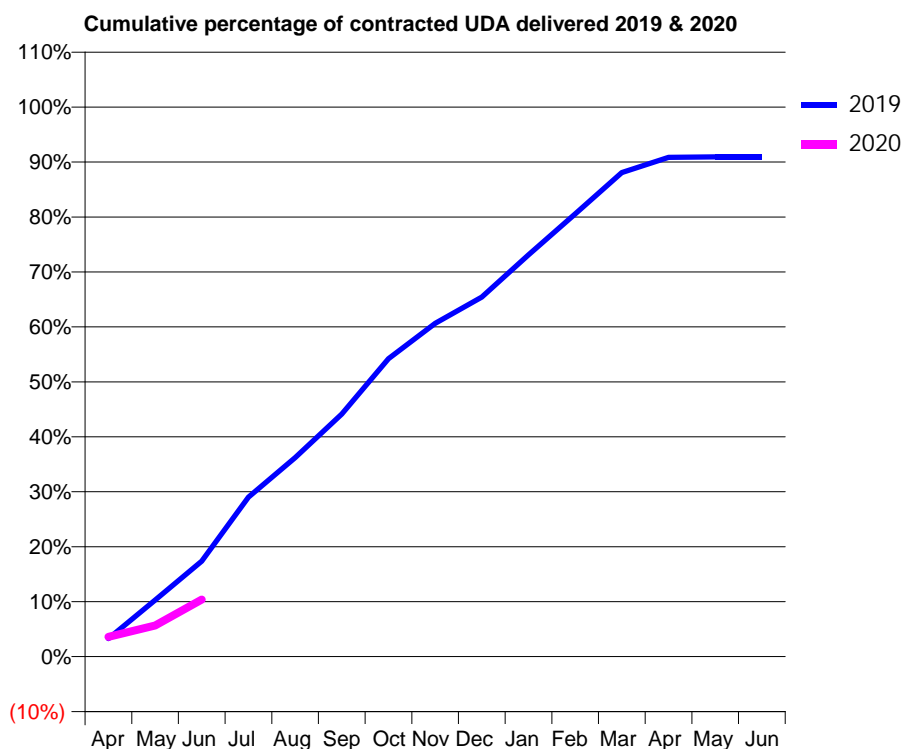
19/20 Contracted general activity (UDA)	4,000
Carry forward general activity (UDA)	0
19/20 Contracted orthodontic activity (UOA)	0
Carry forward orthodontic activity (UOA)	0
Baseline contract value	£103,100.98

ACCESS*

Patients seen in 24 months	Total	Change since previous quarter
Quarter ending June 2018	1,171	
Quarter ending September 2018	1,408	↑
Quarter ending December 2018	1,433	→
Quarter ending March 2019	1,337	↓
Quarter ending June 2019	1,279	↓
Variance since June 2018	9.2%	↑



ACTIVITY



Month	Adjusted Scheduled Activity (UDA)	
	2019	2020
April	131	144
May	412	227
June	695	415
July	1,162	
August	1,449	
September	1,766	
October	2,169	
November	2,427	
December	2,617	
January	2,924	
February	3,224	
March	3,523	
April	3,634	
May	3,638	
June	3,638	

QUALITY

	Quantity	Base Number	Contract	AT	Region	England
% of FP17s for the same patient ID Re-attending within 3 months - Children	9	122	7.4%	10.1%	11.2%	11.4%
% of FP17s for the same patient ID Re-attending within 3 months - Adults	23	195	11.8%	13.6%	14.8%	15.4%
% of FP17s for the same patient ID Re-attending between 3 & 9 months - Children	83	122	68.0%	60.9%	60.9%	59.8%
% of FP17s for the same patient ID Re-attending between 3 & 9 months - Adults	113	195	57.9%	50.7%	53.2%	52.1%
% of FP17s for Band 1 Urgent Courses	26	263	9.9%	9.1%	8.3%	9.2%
% of FP17s Relating to Free Repair or Replacements	0	263	0.0%	0.7%	0.7%	0.7%
% of FP17s Relating to Continuations	5	263	1.9%	0.8%	0.8%	0.8%
% of Patients satisfied with the dentistry they have received	0	0	N/A	93.0%	93.2%	93.4%
% of Patients satisfied with the time they had to wait for an appointment	0	0	N/A	87.2%	88.5%	87.6%

* This is based on patients treated on this contract for their most recent course of treatment. Figures in italics indicate the base number of FP17s or Patient Questionnaire responses are less than 100. N/A is shown where the base number of responses is less than 10 during the period. % is calculated as Quantity/Base number*100

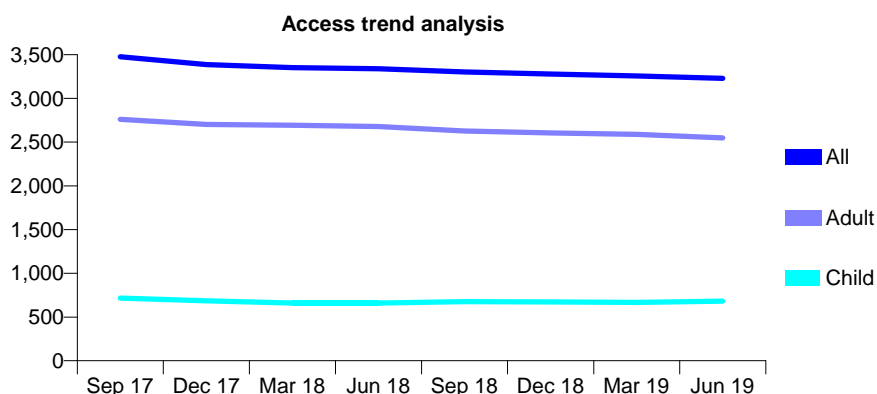
Q56 - Vital Signs At a Glance Contract Report for 168300/0001 - June 2019

Name or company name	Witard Dental Practice
Contract type name	GDS Contract
Purpose of contract	General
Contract start date	05/05/2011
Contract end date	

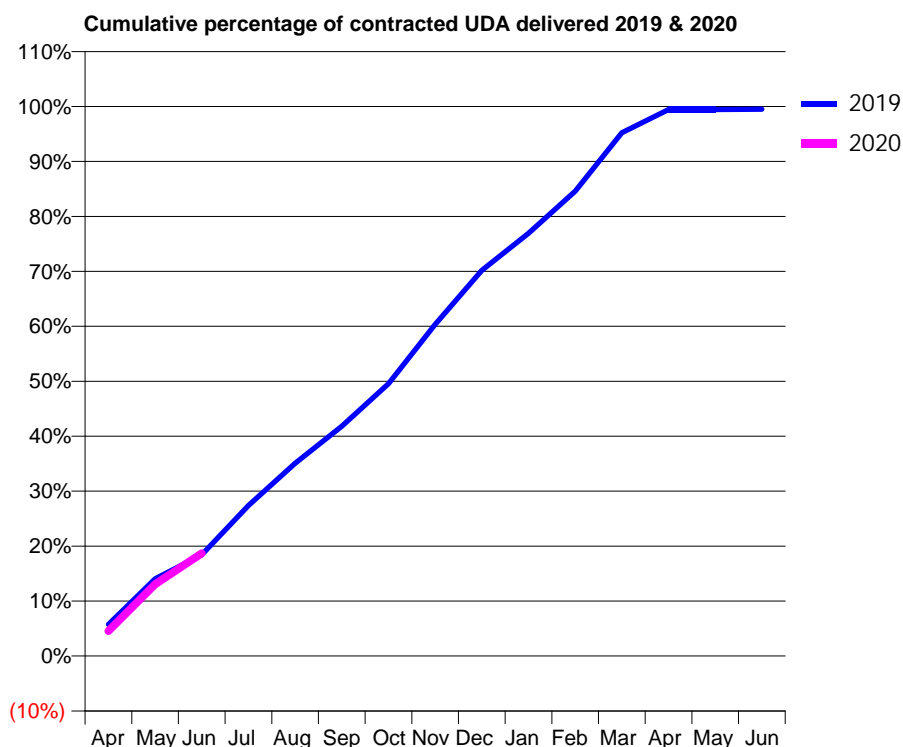
19/20 Contracted general activity (UDA)	13,132
Carry forward general activity (UDA)	0
19/20 Contracted orthodontic activity (UOA)	0
Carry forward orthodontic activity (UOA)	0
Baseline contract value	£321,058.45

ACCESS*

Patients seen in 24 months	Total	Change since previous quarter
Quarter ending June 2018	3,339	
Quarter ending September 2018	3,303	↓
Quarter ending December 2018	3,278	→
Quarter ending March 2019	3,256	→
Quarter ending June 2019	3,230	→
Variance since June 2018	(3.3%)	↓



ACTIVITY



Month	Adjusted Scheduled Activity (UDA)	
	2019	2020
April	756	599
May	1,847	1,715
June	2,420	2,451
July	3,597	
August	4,608	
September	5,490	
October	6,510	
November	7,927	
December	9,214	
January	10,099	
February	11,107	
March	12,504	
April	13,059	
May	13,057	
June	13,066	

QUALITY

	Quantity	Base Number	Contract	AT	Region	England
% of FP17s for the same patient ID Re-attending within 3 months - Children	21	233	9.0%	10.1%	11.2%	11.4%
% of FP17s for the same patient ID Re-attending within 3 months - Adults	130	845	15.4%	13.6%	14.8%	15.4%
% of FP17s for the same patient ID Re-attending between 3 & 9 months - Children	100	233	42.9%	60.9%	60.9%	59.8%
% of FP17s for the same patient ID Re-attending between 3 & 9 months - Adults	454	845	53.7%	50.7%	53.2%	52.1%
% of FP17s for Band 1 Urgent Courses	55	934	5.9%	9.1%	8.3%	9.2%
% of FP17s Relating to Free Repair or Replacements	5	934	0.5%	0.7%	0.7%	0.7%
% of FP17s Relating to Continuations	16	934	1.7%	0.8%	0.8%	0.8%
% of Patients satisfied with the dentistry they have received	0	1	N/A	93.0%	93.2%	93.4%
% of Patients satisfied with the time they had to wait for an appointment	0	1	N/A	87.2%	88.5%	87.6%

* This is based on patients treated on this contract for their most recent course of treatment. Figures in italics indicate the base number of FP17s or Patient Questionnaire responses are less than 100. N/A is shown where the base number of responses is less than 10 during the period. % is calculated as Quantity/Base number*100

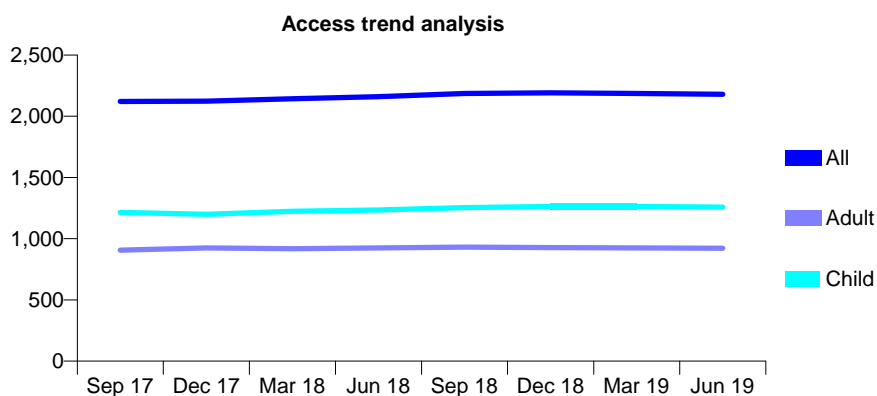
Q56 - Vital Signs At a Glance Contract Report for 168793/0001 - June 2019

Name or company name	Guildhall Dental Practice
Contract type name	GDS Contract
Purpose of contract	General and Orthodontic
Contract start date	01/04/2011
Contract end date	

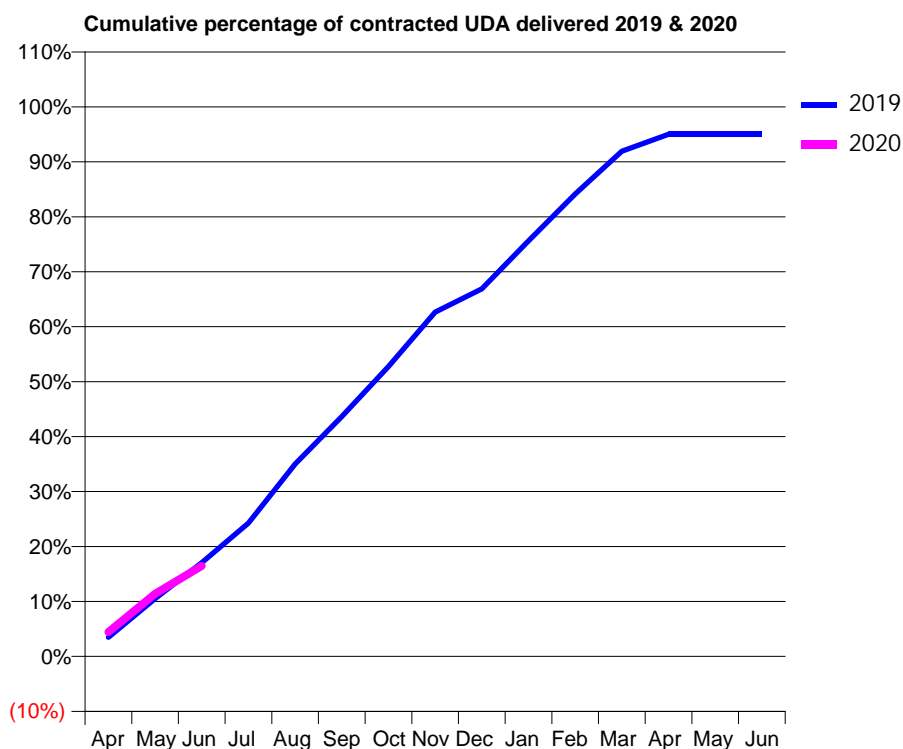
19/20 Contracted general activity (UDA)	4,199
Carry forward general activity (UDA)	0
19/20 Contracted orthodontic activity (UOA)	0
Carry forward orthodontic activity (UOA)	0
Baseline contract value	£106,068.78

ACCESS*

Patients seen in 24 months	Total	Change since previous quarter
Quarter ending June 2018	2,160	
Quarter ending September 2018	2,186	→
Quarter ending December 2018	2,191	→
Quarter ending March 2019	2,187	→
Quarter ending June 2019	2,180	→
Variance since June 2018	0.9%	→



ACTIVITY



Month	2019	2020
April	146	187
May	441	479
June	715	691
July	1,020	
August	1,471	
September	1,833	
October	2,215	
November	2,630	
December	2,809	
January	3,174	
February	3,533	
March	3,860	
April	3,990	
May	3,990	
June	3,990	

QUALITY

	Quantity	Base Number	Contract	AT	Region	England
% of FP17s for the same patient ID Re-attending within 3 months - Children	19	417	4.6%	10.1%	11.2%	11.4%
% of FP17s for the same patient ID Re-attending within 3 months - Adults	18	228	7.9%	13.6%	14.8%	15.4%
% of FP17s for the same patient ID Re-attending between 3 & 9 months - Children	291	417	69.8%	60.9%	60.9%	59.8%
% of FP17s for the same patient ID Re-attending between 3 & 9 months - Adults	156	228	68.4%	50.7%	53.2%	52.1%
% of FP17s for Band 1 Urgent Courses	22	552	4.0%	9.1%	8.3%	9.2%
% of FP17s Relating to Free Repair or Replacements	0	552	0.0%	0.7%	0.7%	0.7%
% of FP17s Relating to Continuations	1	552	0.2%	0.8%	0.8%	0.8%
% of Patients satisfied with the dentistry they have received	0	0	N/A	93.0%	93.2%	93.4%
% of Patients satisfied with the time they had to wait for an appointment	0	0	N/A	87.2%	88.5%	87.6%

* This is based on patients treated on this contract for their most recent course of treatment. Figures in italics indicate the base number of FP17s or Patient Questionnaire responses are less than 100. N/A is shown where the base number of responses is less than 10 during the period. % is calculated as Quantity/Base number*100

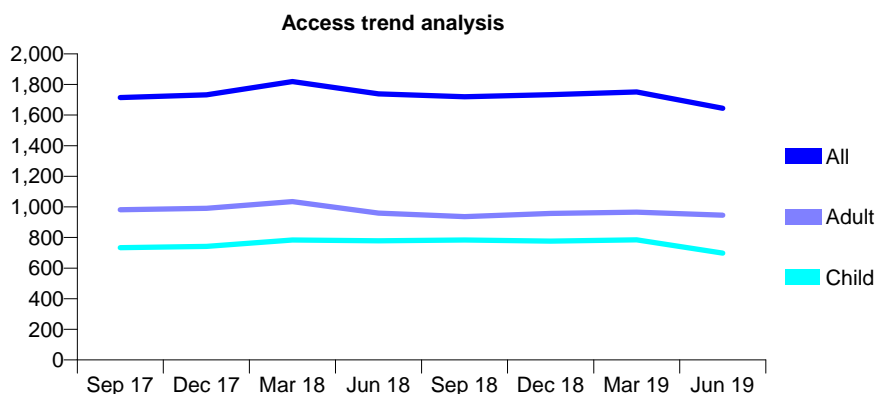
Q56 - Vital Signs At a Glance Contract Report for 171018/0001 - June 2019

Name or company name	The Hamptons Dental Care
Contract type name	GDS Contract
Purpose of contract	General
Contract start date	01/04/2009
Contract end date	

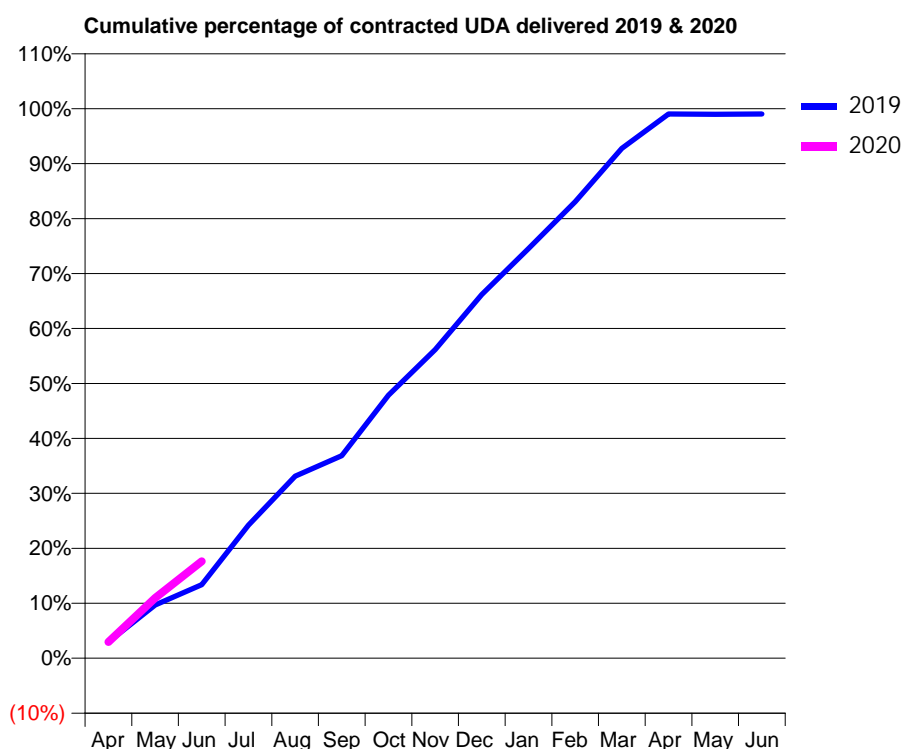
19/20 Contracted general activity (UDA)	3,694
Carry forward general activity (UDA)	0
19/20 Contracted orthodontic activity (UOA)	0
Carry forward orthodontic activity (UOA)	0
Baseline contract value	£89,588.15

ACCESS*

Patients seen in 24 months	Total	Change since previous quarter
Quarter ending June 2018	1,738	
Quarter ending September 2018	1,720	↓
Quarter ending December 2018	1,733	→
Quarter ending March 2019	1,751	→
Quarter ending June 2019	1,644	↓
Variance since June 2018	(5.4%)	↓



ACTIVITY



Month	2019	2020
April	109	110
May	358	405
June	495	651
July	894	
August	1,224	
September	1,361	
October	1,768	
November	2,074	
December	2,445	
January	2,753	
February	3,069	
March	3,427	
April	3,657	
May	3,656	
June	3,657	

QUALITY

	Quantity	Base Number	Contract	AT	Region	England
% of FP17s for the same patient ID Re-attending within 3 months - Children	10	166	6.0%	10.1%	11.2%	11.4%
% of FP17s for the same patient ID Re-attending within 3 months - Adults	22	281	7.8%	13.6%	14.8%	15.4%
% of FP17s for the same patient ID Re-attending between 3 & 9 months - Children	62	166	37.3%	60.9%	60.9%	59.8%
% of FP17s for the same patient ID Re-attending between 3 & 9 months - Adults	109	281	38.8%	50.7%	53.2%	52.1%
% of FP17s for Band 1 Urgent Courses	32	327	9.8%	9.1%	8.3%	9.2%
% of FP17s Relating to Free Repair or Replacements	0	327	0.0%	0.7%	0.7%	0.7%
% of FP17s Relating to Continuations	0	327	0.0%	0.8%	0.8%	0.8%
% of Patients satisfied with the dentistry they have received	0	1	N/A	93.0%	93.2%	93.4%
% of Patients satisfied with the time they had to wait for an appointment	1	1	N/A	87.2%	88.5%	87.6%

* This is based on patients treated on this contract for their most recent course of treatment.

Figures in italics indicate the base number of FP17s or Patient Questionnaire responses are less than 100. N/A is shown where the base number of responses is less than 10 during the period. % is calculated as Quantity/Base number*100

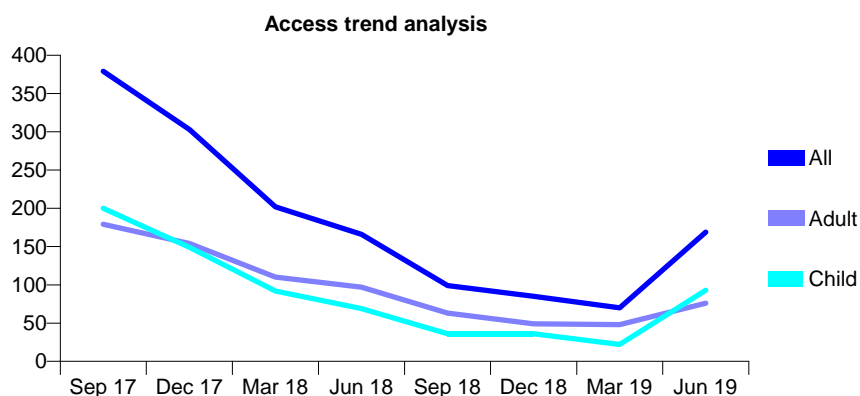
Q56 - Vital Signs At a Glance Contract Report for 171018/0002 - June 2019

Name or company name	The Hamptons Dental Care
Contract type name	GDS Contract
Purpose of contract	General
Contract start date	01/04/2009
Contract end date	

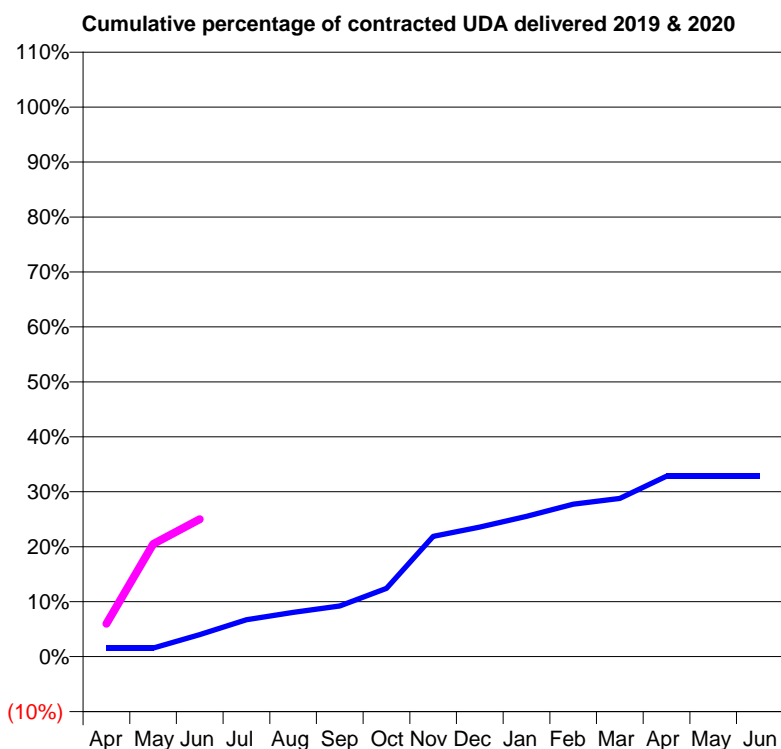
19/20 Contracted general activity (UDA)	806
Carry forward general activity (UDA)	0
19/20 Contracted orthodontic activity (UOA)	0
Carry forward orthodontic activity (UOA)	0
Baseline contract value	£20,774.85

ACCESS*

Patients seen in 24 months	Total	Change since previous quarter
Quarter ending June 2018	166	
Quarter ending September 2018	99	↓
Quarter ending December 2018	85	↓
Quarter ending March 2019	70	↓
Quarter ending June 2019	169	↑
Variance since June 2018	1.8%	→



ACTIVITY



Month	Adjusted Scheduled Activity (UDA)	
	2019	2020
April	13	48
May	13	165
June	32	202
July	54	
August	65	
September	74	
October	100	
November	177	
December	190	
January	206	
February	224	
March	232	
April	265	
May	265	
June	265	

QUALITY

	Quantity	Base Number	Contract	AT	Region	England
% of FP17s for the same patient ID Re-attending within 3 months - Children	2	80	2.5%	10.1%	11.2%	11.4%
% of FP17s for the same patient ID Re-attending within 3 months - Adults	8	67	11.9%	13.6%	14.8%	15.4%
% of FP17s for the same patient ID Re-attending between 3 & 9 months - Children	1	80	1.3%	60.9%	60.9%	59.8%
% of FP17s for the same patient ID Re-attending between 3 & 9 months - Adults	4	67	6.0%	50.7%	53.2%	52.1%
% of FP17s for Band 1 Urgent Courses	23	128	18.0%	9.1%	8.3%	9.2%
% of FP17s Relating to Free Repair or Replacements	0	128	0.0%	0.7%	0.7%	0.7%
% of FP17s Relating to Continuations	0	128	0.0%	0.8%	0.8%	0.8%
% of Patients satisfied with the dentistry they have received	0	0	N/A	93.0%	93.2%	93.4%
% of Patients satisfied with the time they had to wait for an appointment	0	0	N/A	87.2%	88.5%	87.6%

* This is based on patients treated on this contract for their most recent course of treatment. Figures in italics indicate the base number of FP17s or Patient Questionnaire responses are less than 100. N/A is shown where the base number of responses is less than 10 during the period. % is calculated as Quantity/Base number*100

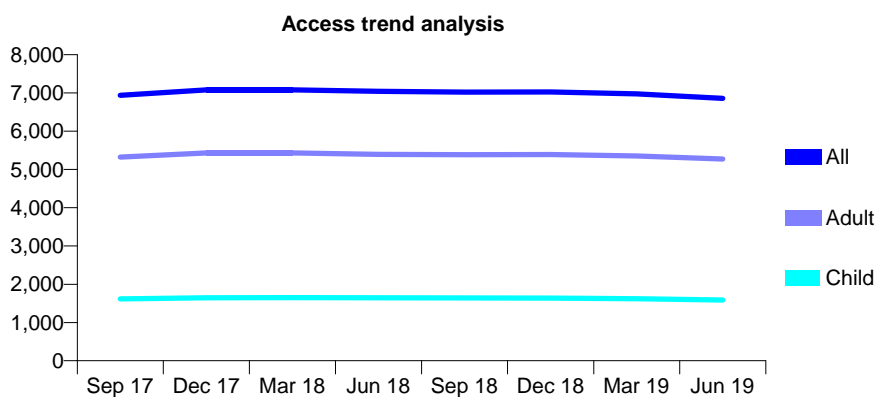
Q56 - Vital Signs At a Glance Contract Report for 171239/0001 - June 2019

Name or company name	The Loddon Dental Practice
Contract type name	GDS Contract
Purpose of contract	General and Orthodontic
Contract start date	13/10/2007
Contract end date	

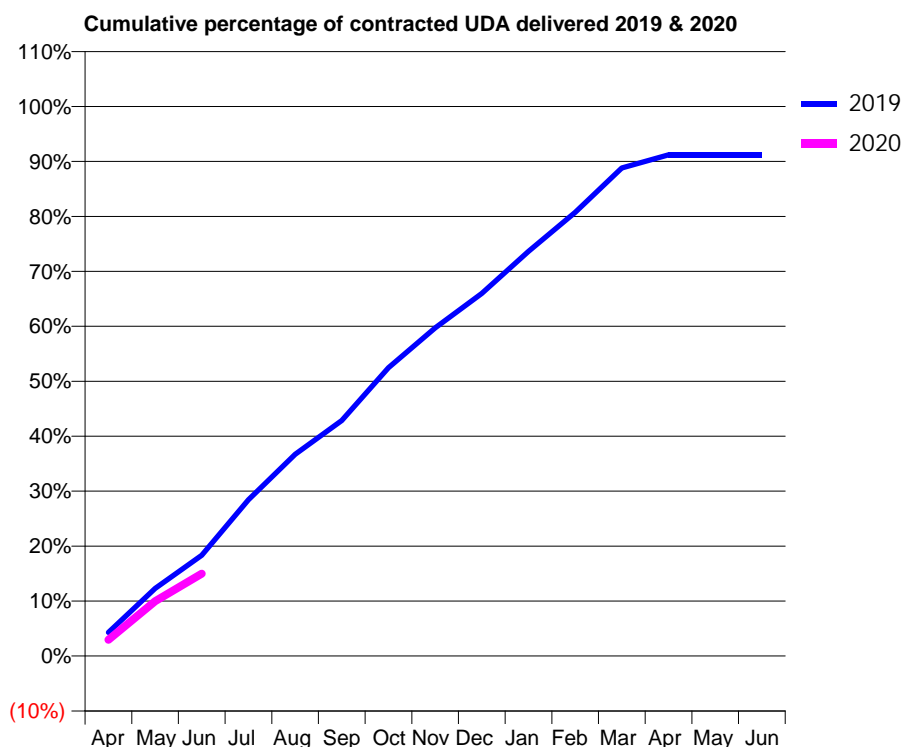
19/20 Contracted general activity (UDA)	18,962
Carry forward general activity (UDA)	0
19/20 Contracted orthodontic activity (UOA)	579
Carry forward orthodontic activity (UOA)	0
Baseline contract value	£538,689.86

ACCESS*

Patients seen in 24 months	Total	Change since previous quarter
Quarter ending June 2018	7,042	
Quarter ending September 2018	7,023	→
Quarter ending December 2018	7,027	→
Quarter ending March 2019	6,973	→
Quarter ending June 2019	6,859	↓
Variance since June 2018	(2.6%)	↓



ACTIVITY



Month	Adjusted Scheduled Activity (UDA)	
	2019	2020
April	816	563
May	2,337	1,896
June	3,477	2,842
July	5,397	
August	6,958	
September	8,128	
October	9,953	
November	11,324	
December	12,508	
January	13,964	
February	15,313	
March	16,838	
April	17,290	
May	17,290	
June	17,290	

QUALITY

	Quantity	Base Number	Contract	AT	Region	England
% of FP17s for the same patient ID Re-attending within 3 months - Children	51	497	10.3%	10.1%	11.2%	11.4%
% of FP17s for the same patient ID Re-attending within 3 months - Adults	192	1,492	12.9%	13.6%	14.8%	15.4%
% of FP17s for the same patient ID Re-attending between 3 & 9 months - Children	239	497	48.1%	60.9%	60.9%	59.8%
% of FP17s for the same patient ID Re-attending between 3 & 9 months - Adults	568	1,492	38.1%	50.7%	53.2%	52.1%
% of FP17s for Band 1 Urgent Courses	167	1,723	9.7%	9.1%	8.3%	9.2%
% of FP17s Relating to Free Repair or Replacements	9	1,723	0.5%	0.7%	0.7%	0.7%
% of FP17s Relating to Continuations	37	1,723	2.1%	0.8%	0.8%	0.8%
% of Patients satisfied with the dentistry they have received	4	5	N/A	93.0%	93.2%	93.4%
% of Patients satisfied with the time they had to wait for an appointment	4	5	N/A	87.2%	88.5%	87.6%

* This is based on patients treated on this contract for their most recent course of treatment. Figures in italics indicate the base number of FP17s or Patient Questionnaire responses are less than 100. N/A is shown where the base number of responses is less than 10 during the period. % is calculated as Quantity/Base number*100

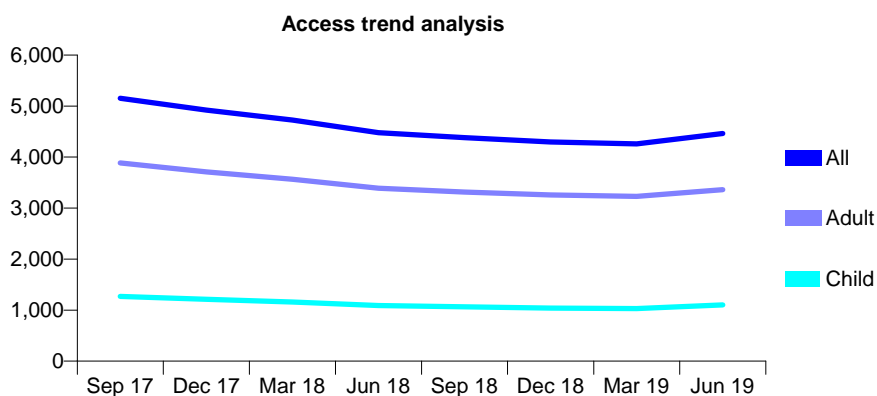
Q56 - Vital Signs At a Glance Contract Report for 171611/0001 - June 2019

Name or company name	Unnati Limited
Contract type name	GDS Contract
Purpose of contract	General
Contract start date	01/04/2010
Contract end date	

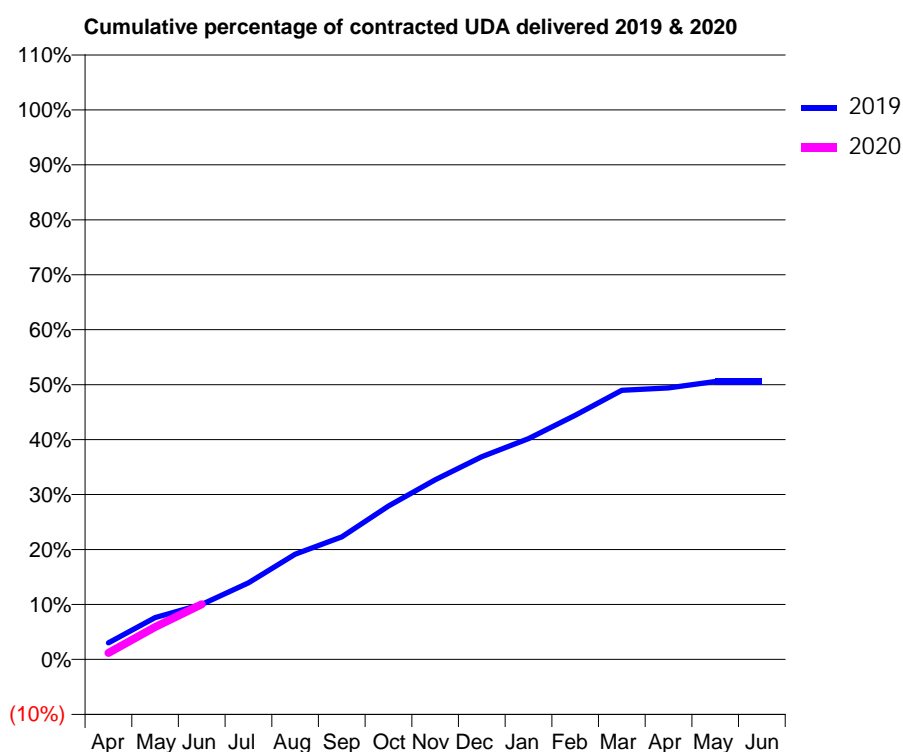
19/20 Contracted general activity (UDA)	22,500
Carry forward general activity (UDA)	0
19/20 Contracted orthodontic activity (UOA)	0
Carry forward orthodontic activity (UOA)	0
Baseline contract value	£804,829.11

ACCESS*

Patients seen in 24 months	Total	Change since previous quarter
Quarter ending June 2018	4,480	
Quarter ending September 2018	4,380	↓
Quarter ending December 2018	4,296	↓
Quarter ending March 2019	4,261	→
Quarter ending June 2019	4,463	↑
Variance since June 2018	(0.4%)	→



ACTIVITY



Month	2019	2020
April	681	262
May	1,716	1,330
June	2,252	2,256
July	3,138	
August	4,313	
September	5,017	
October	6,280	
November	7,356	
December	8,300	
January	9,038	
February	9,994	
March	11,020	
April	11,118	
May	11,382	
June	11,382	

QUALITY

	Quantity	Base Number	Contract	AT	Region	England
% of FP17s for the same patient ID Re-attending within 3 months - Children	20	442	4.5%	10.1%	11.2%	11.4%
% of FP17s for the same patient ID Re-attending within 3 months - Adults	100	1,138	8.8%	13.6%	14.8%	15.4%
% of FP17s for the same patient ID Re-attending between 3 & 9 months - Children	273	442	61.8%	60.9%	60.9%	59.8%
% of FP17s for the same patient ID Re-attending between 3 & 9 months - Adults	667	1,138	58.6%	50.7%	53.2%	52.1%
% of FP17s for Band 1 Urgent Courses	76	1,373	5.5%	9.1%	8.3%	9.2%
% of FP17s Relating to Free Repair or Replacements	1	1,373	0.1%	0.7%	0.7%	0.7%
% of FP17s Relating to Continuations	5	1,373	0.4%	0.8%	0.8%	0.8%
% of Patients satisfied with the dentistry they have received	0	0	N/A	93.0%	93.2%	93.4%
% of Patients satisfied with the time they had to wait for an appointment	0	0	N/A	87.2%	88.5%	87.6%

* This is based on patients treated on this contract for their most recent course of treatment. Figures in italics indicate the base number of FP17s or Patient Questionnaire responses are less than 100. N/A is shown where the base number of responses is less than 10 during the period. % is calculated as Quantity/Base number*100

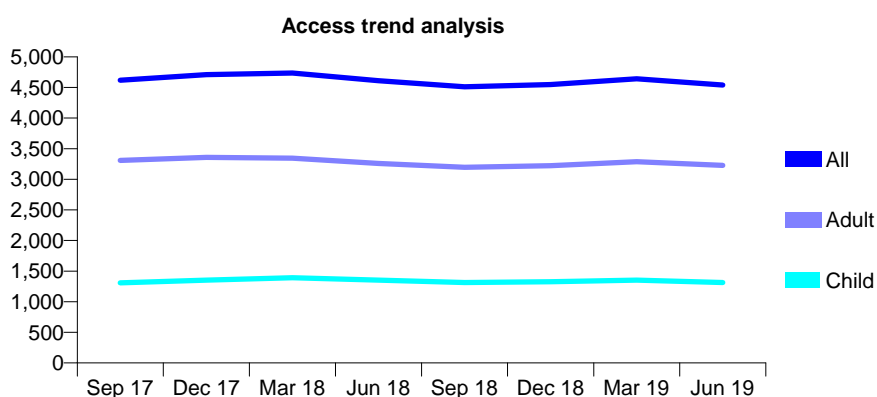
Q56 - Vital Signs At a Glance Contract Report for 173495/0001 - June 2019

Name or company name	West Earlham Dental Health Practice Limited
Contract type name	Pilot Contract
Purpose of contract	General
Contract start date	01/01/2012
Contract end date	

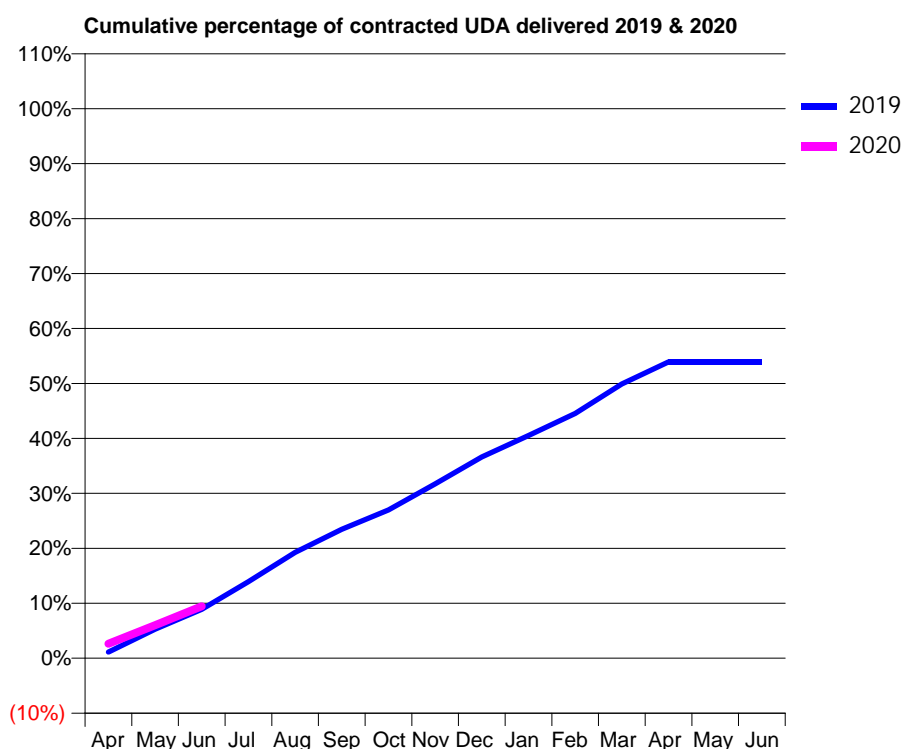
19/20 Contracted general activity (UDA)	15,830
Carry forward general activity (UDA)	0
19/20 Contracted orthodontic activity (UOA)	0
Carry forward orthodontic activity (UOA)	0
Baseline contract value	£363,343.56

ACCESS*

Patients seen in 24 months	Total	Change since previous quarter
Quarter ending June 2018	4,611	
Quarter ending September 2018	4,510	↓
Quarter ending December 2018	4,548	→
Quarter ending March 2019	4,641	↑
Quarter ending June 2019	4,539	↓
Variance since June 2018	(1.6%)	↓



ACTIVITY



Month	2019	2020
April	179	417
May	841	956
June	1,407	1,495
July	2,206	
August	3,050	
September	3,714	
October	4,270	
November	5,024	
December	5,800	
January	6,413	
February	7,050	
March	7,900	
April	8,534	
May	8,535	
June	8,539	

QUALITY

	Quantity	Base Number	Contract	AT	Region	England
% of FP17s for the same patient ID Re-attending within 3 months - Children	22	397	5.5%	10.1%	11.2%	11.4%
% of FP17s for the same patient ID Re-attending within 3 months - Adults	48	607	7.9%	13.6%	14.8%	15.4%
% of FP17s for the same patient ID Re-attending between 3 & 9 months - Children	206	397	51.9%	60.9%	60.9%	59.8%
% of FP17s for the same patient ID Re-attending between 3 & 9 months - Adults	117	607	19.3%	50.7%	53.2%	52.1%
% of FP17s for Band 1 Urgent Courses	32	771	4.2%	9.1%	8.3%	9.2%
% of FP17s Relating to Free Repair or Replacements	4	771	0.5%	0.7%	0.7%	0.7%
% of FP17s Relating to Continuations	14	771	1.8%	0.8%	0.8%	0.8%
% of Patients satisfied with the dentistry they have received	1	1	N/A	93.0%	93.2%	93.4%
% of Patients satisfied with the time they had to wait for an appointment	0	1	N/A	87.2%	88.5%	87.6%

* This is based on patients treated on this contract for their most recent course of treatment.

Figures in italics indicate the base number of FP17s or Patient Questionnaire responses are less than 100. N/A is shown where the base number of responses is less than 10 during the period. % is calculated as Quantity/Base number*100

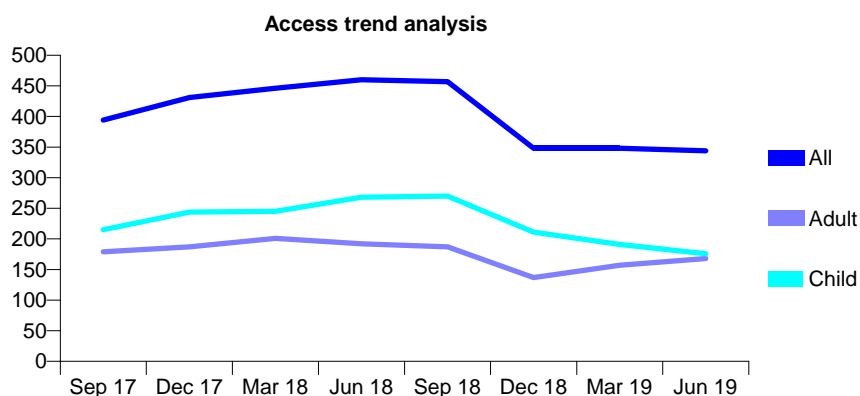
Q56 - Vital Signs At a Glance Contract Report for 173835/0001 - June 2019

Name or company name	Apex Dental Care Partnership Gorleston-on
Contract type name	GDS Contract
Purpose of contract	General
Contract start date	01/12/2013
Contract end date	

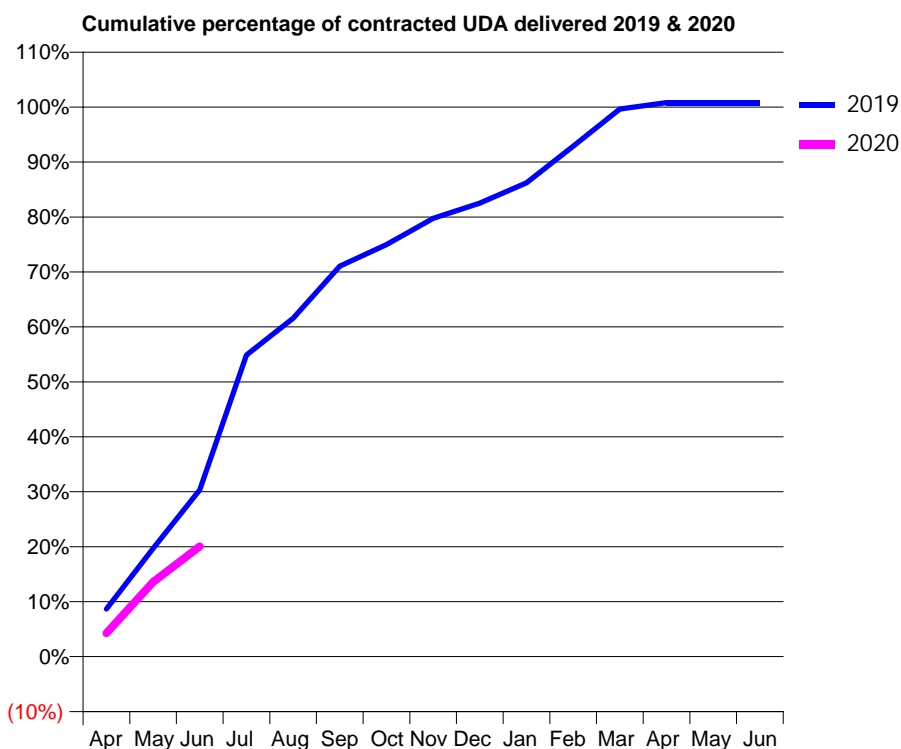
19/20 Contracted general activity (UDA)	800
Carry forward general activity (UDA)	0
19/20 Contracted orthodontic activity (UOA)	0
Carry forward orthodontic activity (UOA)	0
Baseline contract value	£17,350.48

ACCESS*

Patients seen in 24 months	Total	Change since previous quarter
Quarter ending June 2018	460	
Quarter ending September 2018	457	→
Quarter ending December 2018	348	↓
Quarter ending March 2019	348	→
Quarter ending June 2019	344	↓
Variance since June 2018	(25.2%)	↓



ACTIVITY



Month	Adjusted Scheduled Activity (UDA)	
	2019	2020
April	69	34
May	158	109
June	243	160
July	439	
August	493	
September	568	
October	600	
November	638	
December	660	
January	690	
February	743	
March	797	
April	807	
May	807	
June	807	

QUALITY

	Quantity	Base Number	Contract	AT	Region	England
% of FP17s for the same patient ID Re-attending within 3 months - Children	2	72	2.8%	10.1%	11.2%	11.4%
% of FP17s for the same patient ID Re-attending within 3 months - Adults	3	52	5.8%	13.6%	14.8%	15.4%
% of FP17s for the same patient ID Re-attending between 3 & 9 months - Children	19	72	26.4%	60.9%	60.9%	59.8%
% of FP17s for the same patient ID Re-attending between 3 & 9 months - Adults	10	52	19.2%	50.7%	53.2%	52.1%
% of FP17s for Band 1 Urgent Courses	7	119	5.9%	9.1%	8.3%	9.2%
% of FP17s Relating to Free Repair or Replacements	1	119	0.8%	0.7%	0.7%	0.7%
% of FP17s Relating to Continuations	0	119	0.0%	0.8%	0.8%	0.8%
% of Patients satisfied with the dentistry they have received	0	0	N/A	93.0%	93.2%	93.4%
% of Patients satisfied with the time they had to wait for an appointment	0	0	N/A	87.2%	88.5%	87.6%

* This is based on patients treated on this contract for their most recent course of treatment. Figures in italics indicate the base number of FP17s or Patient Questionnaire responses are less than 100. N/A is shown where the base number of responses is less than 10 during the period. % is calculated as Quantity/Base number*100

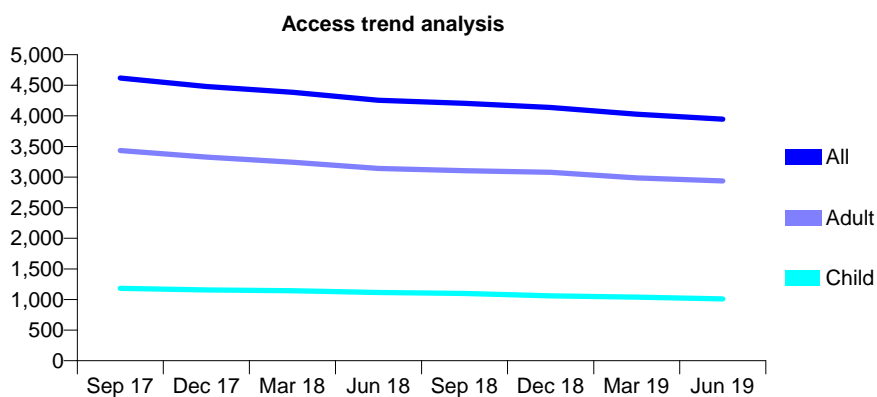
Q56 - Vital Signs At a Glance Contract Report for 174173/0002 - June 2019

Name or company name	Advance Dental Health Limited
Contract type name	GDS Contract
Purpose of contract	General
Contract start date	01/11/2011
Contract end date	

19/20 Contracted general activity (UDA)	13,500
Carry forward general activity (UDA)	0
19/20 Contracted orthodontic activity (UOA)	0
Carry forward orthodontic activity (UOA)	0
Baseline contract value	£339,914.78

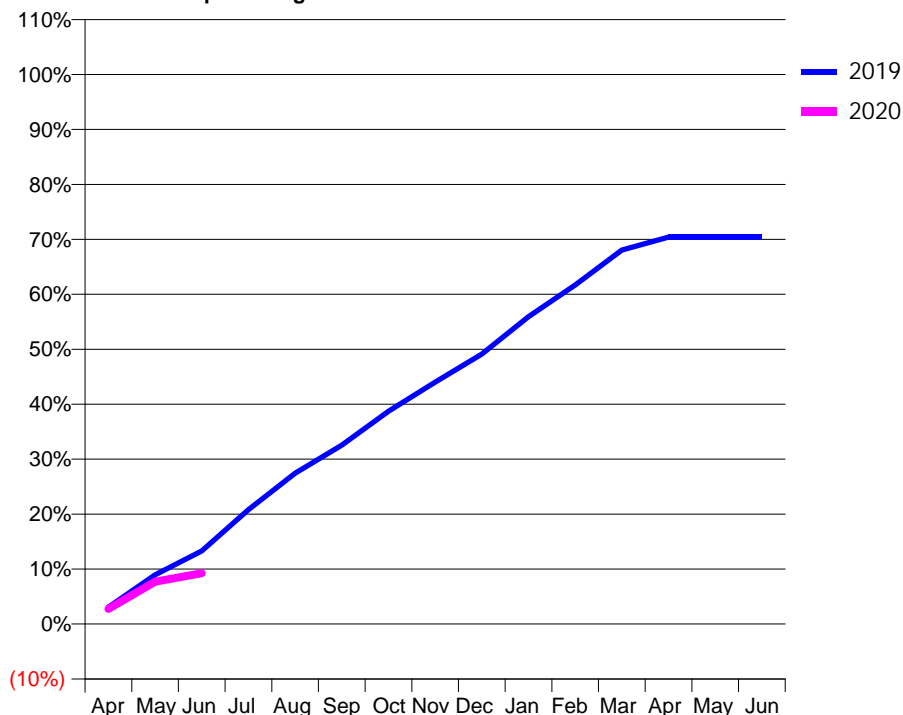
ACCESS*

Patients seen in 24 months	Total	Change since previous quarter
Quarter ending June 2018	4,255	
Quarter ending September 2018	4,205	↓
Quarter ending December 2018	4,138	↓
Quarter ending March 2019	4,028	↓
Quarter ending June 2019	3,947	↓
Variance since June 2018	(7.2%)	↓



ACTIVITY

Cumulative percentage of contracted UDA delivered 2019 & 2020



Adjusted Scheduled Activity (UDA)

Month	2019	2020
April	413	373
May	1,209	1,041
June	1,795	1,251
July	2,809	
August	3,706	
September	4,394	
October	5,226	
November	5,940	
December	6,629	
January	7,550	
February	8,328	
March	9,186	
April	9,507	
May	9,507	
June	9,507	

QUALITY

	Quantity	Base Number	Contract	AT	Region	England
% of FP17s for the same patient ID Re-attending within 3 months - Children	20	228	8.8%	10.1%	11.2%	11.4%
% of FP17s for the same patient ID Re-attending within 3 months - Adults	80	618	12.9%	13.6%	14.8%	15.4%
% of FP17s for the same patient ID Re-attending between 3 & 9 months - Children	57	228	25.0%	60.9%	60.9%	59.8%
% of FP17s for the same patient ID Re-attending between 3 & 9 months - Adults	181	618	29.3%	50.7%	53.2%	52.1%
% of FP17s for Band 1 Urgent Courses	73	696	10.5%	9.1%	8.3%	9.2%
% of FP17s Relating to Free Repair or Replacements	6	696	0.9%	0.7%	0.7%	0.7%
% of FP17s Relating to Continuations	16	696	2.3%	0.8%	0.8%	0.8%
% of Patients satisfied with the dentistry they have received	1	1	N/A	93.0%	93.2%	93.4%
% of Patients satisfied with the time they had to wait for an appointment	1	1	N/A	87.2%	88.5%	87.6%

* This is based on patients treated on this contract for their most recent course of treatment.

Figures in italics indicate the base number of FP17s or Patient Questionnaire responses are less than 100. N/A is shown where the base number of responses is less than 10 during the period. % is calculated as Quantity/Base number*100

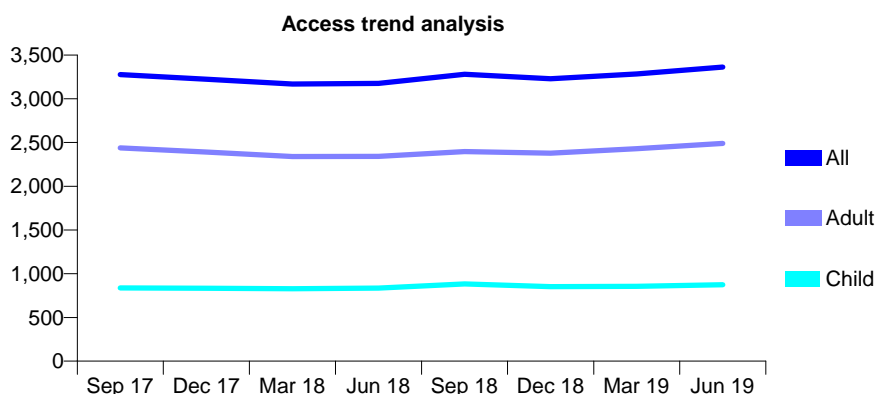
Q56 - Vital Signs At a Glance Contract Report for 174173/0003 - June 2019

Name or company name	Advance Dental Health Limited
Contract type name	GDS Contract
Purpose of contract	General
Contract start date	01/11/2011
Contract end date	

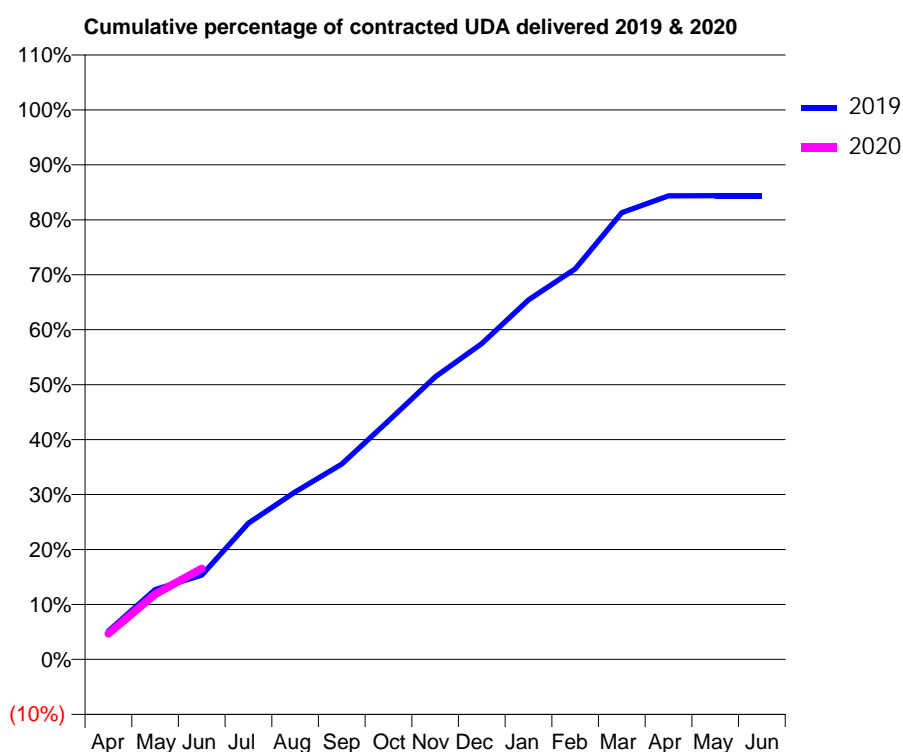
19/20 Contracted general activity (UDA)	12,120
Carry forward general activity (UDA)	0
19/20 Contracted orthodontic activity (UOA)	0
Carry forward orthodontic activity (UOA)	0
Baseline contract value	£298,870.46

ACCESS*

Patients seen in 24 months	Total	Change since previous quarter
Quarter ending June 2018	3,176	
Quarter ending September 2018	3,280	↑
Quarter ending December 2018	3,230	↓
Quarter ending March 2019	3,284	→
Quarter ending June 2019	3,363	↑
Variance since June 2018	5.9%	↑



ACTIVITY



Month	2019	2020
April	627	569
May	1,539	1,439
June	1,862	2,004
July	3,005	
August	3,695	
September	4,308	
October	5,260	
November	6,230	
December	6,965	
January	7,931	
February	8,612	
March	9,852	
April	10,226	
May	10,228	
June	10,228	

QUALITY

	Quantity	Base Number	Contract	AT	Region	England
% of FP17s for the same patient ID Re-attending within 3 months - Children	28	280	10.0%	10.1%	11.2%	11.4%
% of FP17s for the same patient ID Re-attending within 3 months - Adults	109	709	15.4%	13.6%	14.8%	15.4%
% of FP17s for the same patient ID Re-attending between 3 & 9 months - Children	146	280	52.1%	60.9%	60.9%	59.8%
% of FP17s for the same patient ID Re-attending between 3 & 9 months - Adults	321	709	45.3%	50.7%	53.2%	52.1%
% of FP17s for Band 1 Urgent Courses	92	868	10.6%	9.1%	8.3%	9.2%
% of FP17s Relating to Free Repair or Replacements	14	868	1.6%	0.7%	0.7%	0.7%
% of FP17s Relating to Continuations	27	868	3.1%	0.8%	0.8%	0.8%
% of Patients satisfied with the dentistry they have received	4	4	N/A	93.0%	93.2%	93.4%
% of Patients satisfied with the time they had to wait for an appointment	3	4	N/A	87.2%	88.5%	87.6%

* This is based on patients treated on this contract for their most recent course of treatment. Figures in italics indicate the base number of FP17s or Patient Questionnaire responses are less than 100. N/A is shown where the base number of responses is less than 10 during the period. % is calculated as Quantity/Base number*100

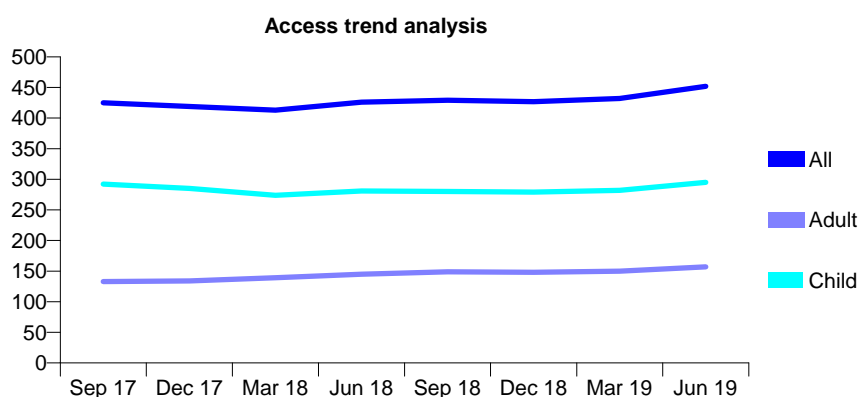
Q56 - Vital Signs At a Glance Contract Report for 175196/0001 - June 2019

Name or company name	Christchurch Dental Practice Ltd
Contract type name	PDS Contract
Purpose of contract	General
Contract start date	01/06/2010
Contract end date	31/03/2020

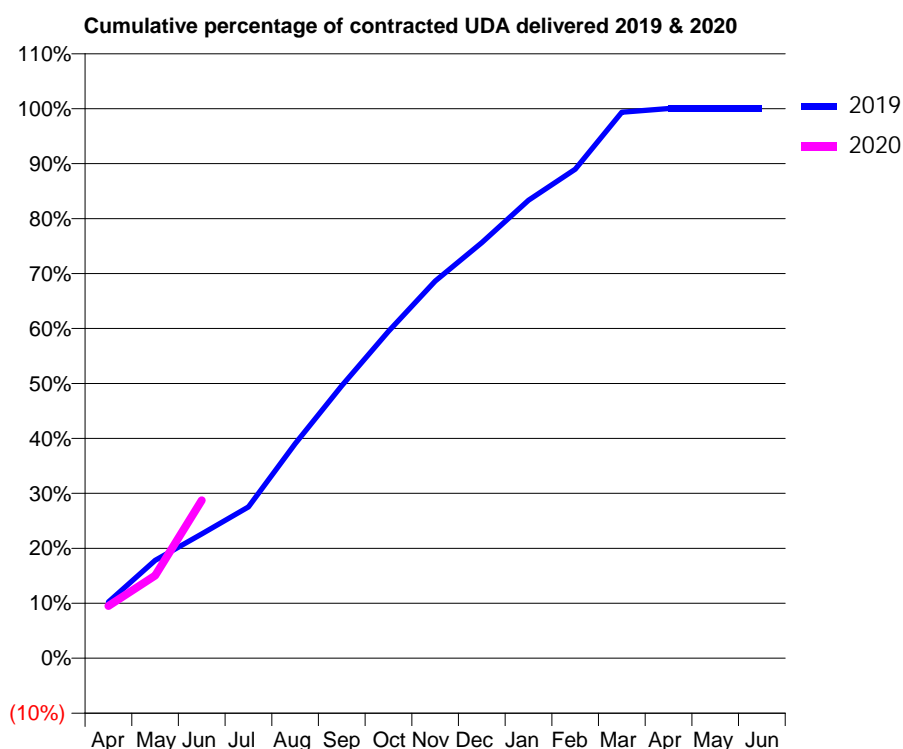
19/20 Contracted general activity (UDA)	900
Carry forward general activity (UDA)	0
19/20 Contracted orthodontic activity (UOA)	0
Carry forward orthodontic activity (UOA)	0
Baseline contract value	£24,068.59

ACCESS*

Patients seen in 24 months	Total	Change since previous quarter
Quarter ending June 2018	426	
Quarter ending September 2018	429	→
Quarter ending December 2018	427	→
Quarter ending March 2019	432	→
Quarter ending June 2019	452	↑
Variance since June 2018	6.1%	↑



ACTIVITY



Month	2019	2020
April	92	86
May	160	135
June	203	258
July	248	
August	351	
September	446	
October	535	
November	618	
December	680	
January	750	
February	801	
March	894	
April	900	
May	900	
June	900	

QUALITY

	Quantity	Base Number	Contract	AT	Region	England
% of FP17s for the same patient ID Re-attending within 3 months - Children	9	159	5.7%	10.1%	11.2%	11.4%
% of FP17s for the same patient ID Re-attending within 3 months - Adults	5	53	9.4%	13.6%	14.8%	15.4%
% of FP17s for the same patient ID Re-attending between 3 & 9 months - Children	103	159	64.8%	60.9%	60.9%	59.8%
% of FP17s for the same patient ID Re-attending between 3 & 9 months - Adults	26	53	49.1%	50.7%	53.2%	52.1%
% of FP17s for Band 1 Urgent Courses	12	208	5.8%	9.1%	8.3%	9.2%
% of FP17s Relating to Free Repair or Replacements	0	208	0.0%	0.7%	0.7%	0.7%
% of FP17s Relating to Continuations	0	208	0.0%	0.8%	0.8%	0.8%
% of Patients satisfied with the dentistry they have received	0	0	N/A	93.0%	93.2%	93.4%
% of Patients satisfied with the time they had to wait for an appointment	0	0	N/A	87.2%	88.5%	87.6%

* This is based on patients treated on this contract for their most recent course of treatment.

Figures in italics indicate the base number of FP17s or Patient Questionnaire responses are less than 100. N/A is shown where the base number of responses is less than 10 during the period. % is calculated as Quantity/Base number*100

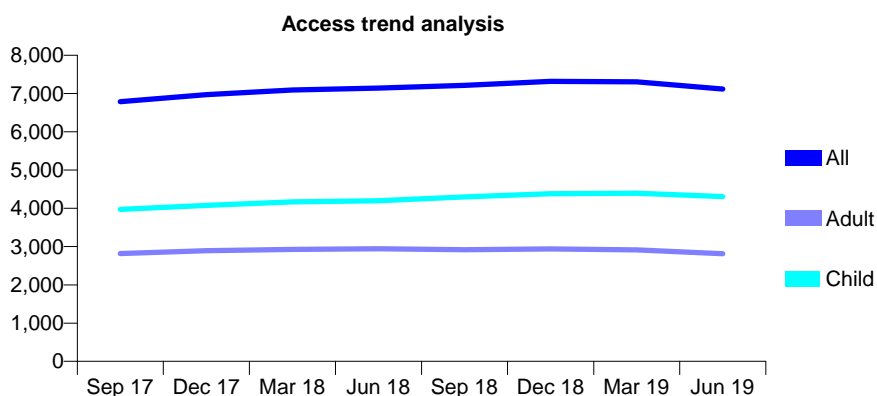
Q56 - Vital Signs At a Glance Contract Report for 175900/0002 - June 2019

Name or company name	Onefiveseven Partnership
Contract type name	GDS Contract
Purpose of contract	General
Contract start date	01/04/2010
Contract end date	

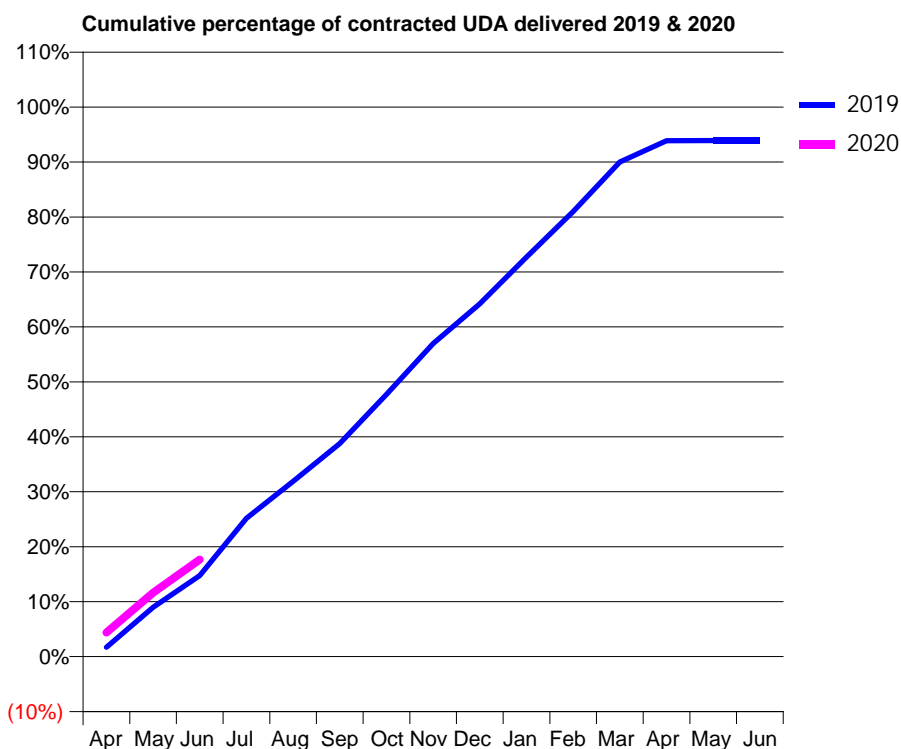
19/20 Contracted general activity (UDA)	19,896
Carry forward general activity (UDA)	0
19/20 Contracted orthodontic activity (UOA)	0
Carry forward orthodontic activity (UOA)	0
Baseline contract value	£495,712.25

ACCESS*

Patients seen in 24 months	Total	Change since previous quarter
Quarter ending June 2018	7,141	
Quarter ending September 2018	7,214	→
Quarter ending December 2018	7,317	→
Quarter ending March 2019	7,306	→
Quarter ending June 2019	7,118	↓
Variance since June 2018	(0.3%)	→



ACTIVITY



Month	Adjusted Scheduled Activity (UDA)	
	2019	2020
April	339	869
May	1,791	2,316
June	2,934	3,513
July	5,008	
August	6,346	
September	7,718	
October	9,493	
November	11,336	
December	12,771	
January	14,466	
February	16,112	
March	17,903	
April	18,679	
May	18,680	
June	18,683	

QUALITY

	Quantity	Base Number	Contract	AT	Region	England
% of FP17s for the same patient ID Re-attending within 3 months - Children	92	1,603	5.7%	10.1%	11.2%	11.4%
% of FP17s for the same patient ID Re-attending within 3 months - Adults	151	772	19.6%	13.6%	14.8%	15.4%
% of FP17s for the same patient ID Re-attending between 3 & 9 months - Children	1,126	1,603	70.2%	60.9%	60.9%	59.8%
% of FP17s for the same patient ID Re-attending between 3 & 9 months - Adults	442	772	57.3%	50.7%	53.2%	52.1%
% of FP17s for Band 1 Urgent Courses	116	2,015	5.8%	9.1%	8.3%	9.2%
% of FP17s Relating to Free Repair or Replacements	1	2,015	0.0%	0.7%	0.7%	0.7%
% of FP17s Relating to Continuations	0	2,015	0.0%	0.8%	0.8%	0.8%
% of Patients satisfied with the dentistry they have received	2	2	N/A	93.0%	93.2%	93.4%
% of Patients satisfied with the time they had to wait for an appointment	2	2	N/A	87.2%	88.5%	87.6%

* This is based on patients treated on this contract for their most recent course of treatment. Figures in italics indicate the base number of FP17s or Patient Questionnaire responses are less than 100. N/A is shown where the base number of responses is less than 10 during the period. % is calculated as Quantity/Base number*100

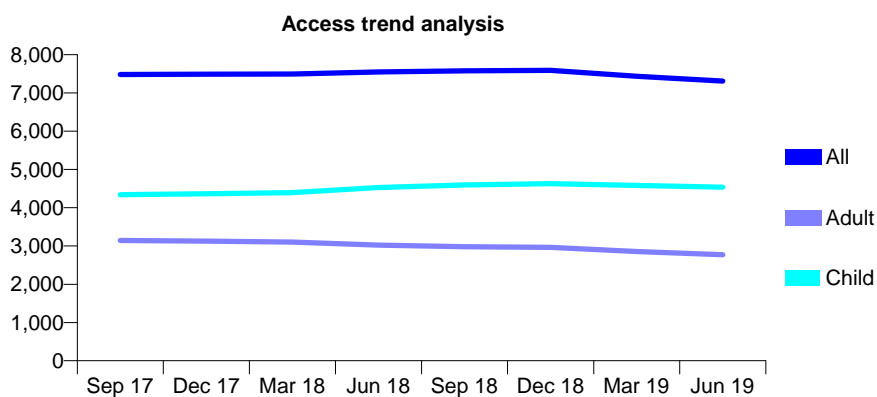
Q56 - Vital Signs At a Glance Contract Report for 175900/0003 - June 2019

Name or company name	Onefiveseven Partnership
Contract type name	GDS Contract
Purpose of contract	General
Contract start date	01/04/2010
Contract end date	

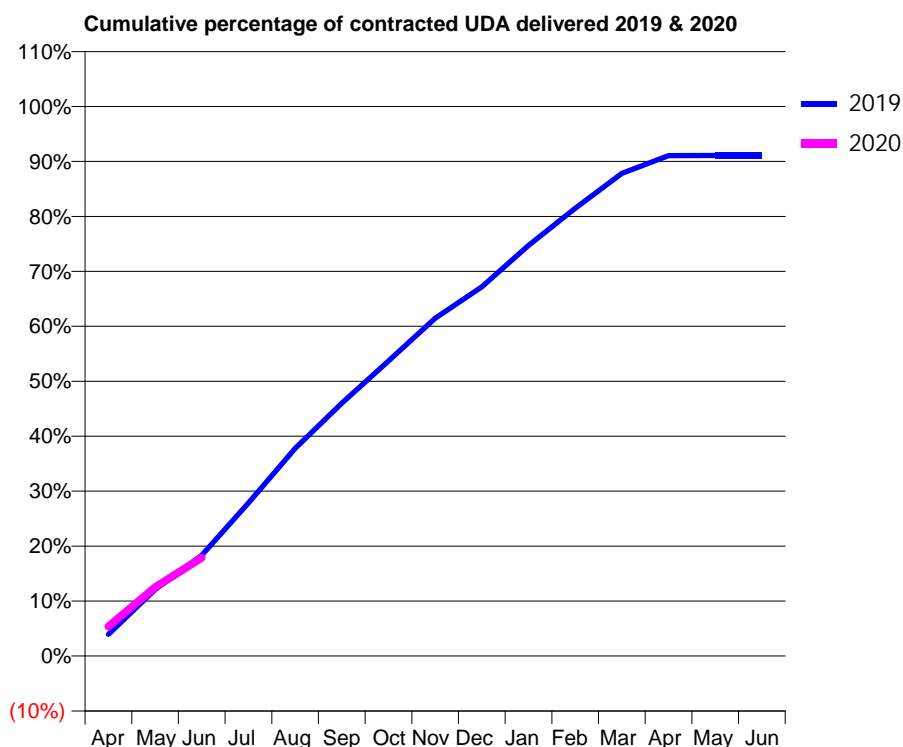
19/20 Contracted general activity (UDA)	20,573
Carry forward general activity (UDA)	0
19/20 Contracted orthodontic activity (UOA)	0
Carry forward orthodontic activity (UOA)	0
Baseline contract value	£442,798.11

ACCESS*

Patients seen in 24 months	Total	Change since previous quarter
Quarter ending June 2018	7,548	
Quarter ending September 2018	7,578	→
Quarter ending December 2018	7,591	→
Quarter ending March 2019	7,433	↓
Quarter ending June 2019	7,307	↓
Variance since June 2018	(3.2%)	↓



ACTIVITY



Month	Adjusted Scheduled Activity (UDA)	
	2019	2020
April	810	1,107
May	2,487	2,571
June	3,773	3,684
July	5,736	
August	7,778	
September	9,464	
October	11,045	
November	12,643	
December	13,821	
January	15,368	
February	16,764	
March	18,066	
April	18,732	
May	18,738	
June	18,738	

QUALITY

	Quantity	Base Number	Contract	AT	Region	England
% of FP17s for the same patient ID Re-attending within 3 months - Children	94	1,660	5.7%	10.1%	11.2%	11.4%
% of FP17s for the same patient ID Re-attending within 3 months - Adults	162	752	21.5%	13.6%	14.8%	15.4%
% of FP17s for the same patient ID Re-attending between 3 & 9 months - Children	980	1,660	59.0%	60.9%	60.9%	59.8%
% of FP17s for the same patient ID Re-attending between 3 & 9 months - Adults	396	752	52.7%	50.7%	53.2%	52.1%
% of FP17s for Band 1 Urgent Courses	162	2,085	7.8%	9.1%	8.3%	9.2%
% of FP17s Relating to Free Repair or Replacements	0	2,085	0.0%	0.7%	0.7%	0.7%
% of FP17s Relating to Continuations	0	2,085	0.0%	0.8%	0.8%	0.8%
% of Patients satisfied with the dentistry they have received	3	3	N/A	93.0%	93.2%	93.4%
% of Patients satisfied with the time they had to wait for an appointment	3	3	N/A	87.2%	88.5%	87.6%

* This is based on patients treated on this contract for their most recent course of treatment. Figures in italics indicate the base number of FP17s or Patient Questionnaire responses are less than 100. N/A is shown where the base number of responses is less than 10 during the period. % is calculated as Quantity/Base number*100

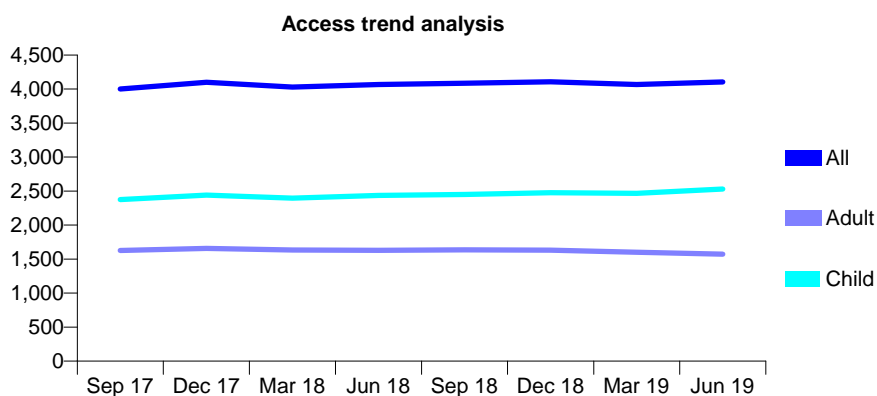
Q56 - Vital Signs At a Glance Contract Report for 175900/0004 - June 2019

Name or company name	Onefiveseven Partnership
Contract type name	GDS Contract
Purpose of contract	General
Contract start date	01/04/2010
Contract end date	

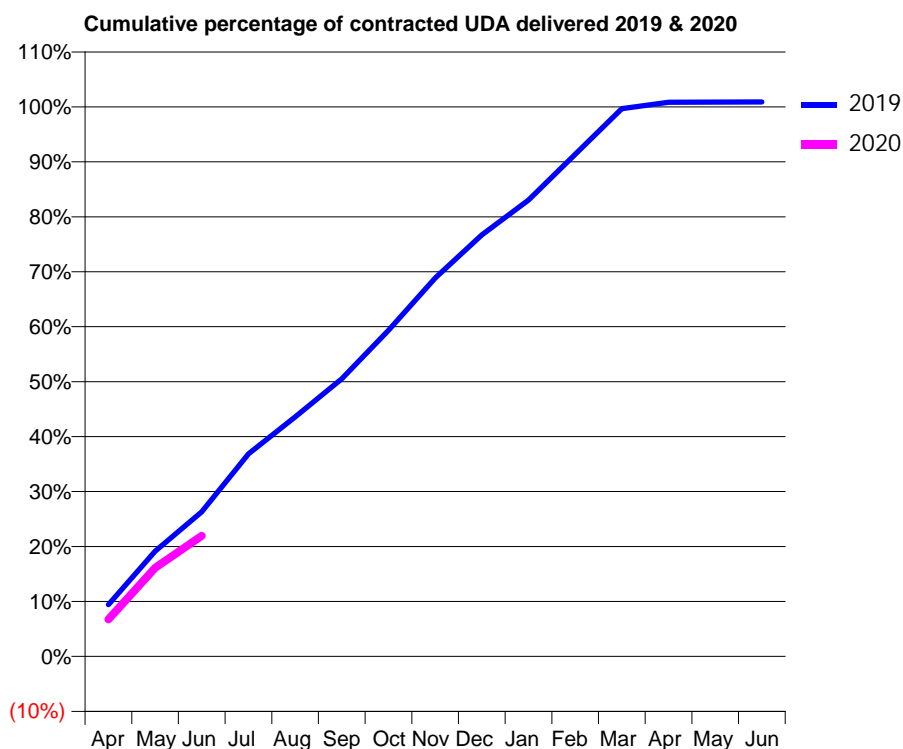
19/20 Contracted general activity (UDA)	10,449
Carry forward general activity (UDA)	0
19/20 Contracted orthodontic activity (UOA)	0
Carry forward orthodontic activity (UOA)	0
Baseline contract value	£274,139.22

ACCESS*

Patients seen in 24 months	Total	Change since previous quarter
Quarter ending June 2018	4,067	
Quarter ending September 2018	4,086	→
Quarter ending December 2018	4,107	→
Quarter ending March 2019	4,067	→
Quarter ending June 2019	4,104	→
Variance since June 2018	0.9%	→



ACTIVITY



Month	Adjusted Scheduled Activity (UDA)	
	2019	2020
April	986	706
May	2,003	1,686
June	2,751	2,293
July	3,849	
August	4,553	
September	5,278	
October	6,202	
November	7,196	
December	8,015	
January	8,679	
February	9,549	
March	10,414	
April	10,538	
May	10,540	
June	10,541	

QUALITY

	Quantity	Base Number	Contract	AT	Region	England
% of FP17s for the same patient ID Re-attending within 3 months - Children	39	870	4.5%	10.1%	11.2%	11.4%
% of FP17s for the same patient ID Re-attending within 3 months - Adults	90	444	20.3%	13.6%	14.8%	15.4%
% of FP17s for the same patient ID Re-attending between 3 & 9 months - Children	530	870	60.9%	60.9%	60.9%	59.8%
% of FP17s for the same patient ID Re-attending between 3 & 9 months - Adults	231	444	52.0%	50.7%	53.2%	52.1%
% of FP17s for Band 1 Urgent Courses	96	1,248	7.7%	9.1%	8.3%	9.2%
% of FP17s Relating to Free Repair or Replacements	0	1,248	0.0%	0.7%	0.7%	0.7%
% of FP17s Relating to Continuations	0	1,248	0.0%	0.8%	0.8%	0.8%
% of Patients satisfied with the dentistry they have received	2	2	N/A	93.0%	93.2%	93.4%
% of Patients satisfied with the time they had to wait for an appointment	2	2	N/A	87.2%	88.5%	87.6%

* This is based on patients treated on this contract for their most recent course of treatment. Figures in italics indicate the base number of FP17s or Patient Questionnaire responses are less than 100. N/A is shown where the base number of responses is less than 10 during the period. % is calculated as Quantity/Base number*100

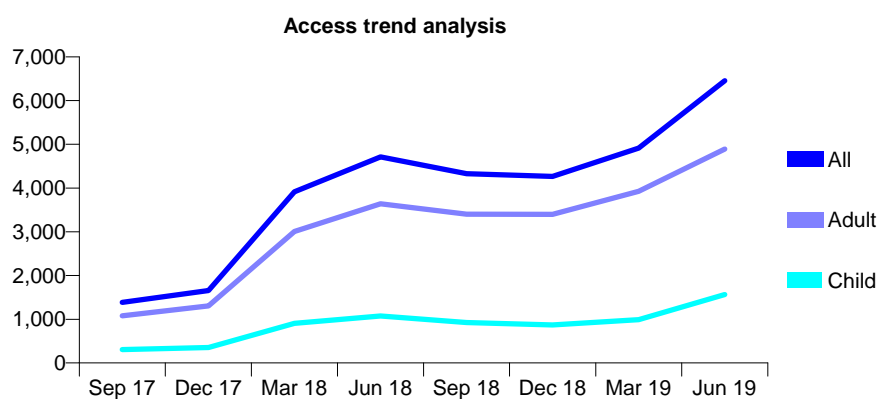
Q56 - Vital Signs At a Glance Contract Report for 176702/0001 - June 2019

Name or company name	Jeffrey Sherer and Larry Levin
Contract type name	GDS Contract
Purpose of contract	General and Orthodontic
Contract start date	01/04/2012
Contract end date	

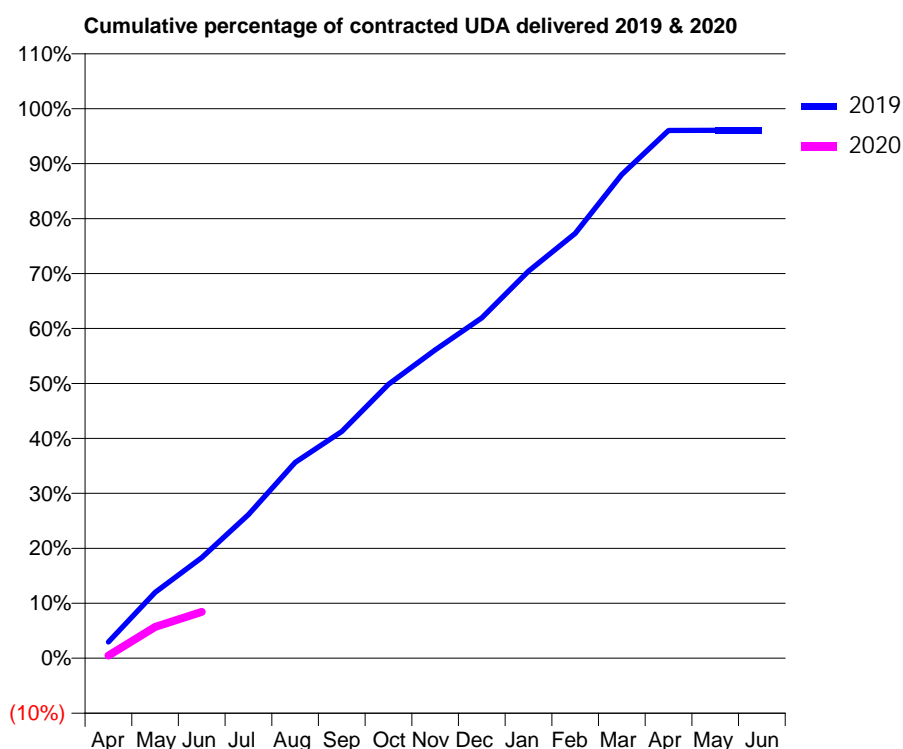
19/20 Contracted general activity (UDA)	47,500
Carry forward general activity (UDA)	0
19/20 Contracted orthodontic activity (UOA)	719
Carry forward orthodontic activity (UOA)	0
Baseline contract value	£1,417,272.55

ACCESS*

Patients seen in 24 months	Total	Change since previous quarter
Quarter ending June 2018	4,715	
Quarter ending September 2018	4,327	↓
Quarter ending December 2018	4,267	↓
Quarter ending March 2019	4,915	↑
Quarter ending June 2019	6,455	↑
Variance since June 2018	36.9%	↑



ACTIVITY



Month	Adjusted Scheduled Activity (UDA)	
	2019	2020
April	371	234
May	1,498	2,704
June	2,288	4,003
July	3,268	
August	4,456	
September	5,158	
October	6,230	
November	7,013	
December	7,740	
January	8,803	
February	9,663	
March	11,003	
April	12,004	
May	12,007	
June	12,006	

QUALITY

	Quantity	Base Number	Contract	AT	Region	England
% of FP17s for the same patient ID Re-attending within 3 months - Children	56	911	6.1%	10.1%	11.2%	11.4%
% of FP17s for the same patient ID Re-attending within 3 months - Adults	265	2,008	13.2%	13.6%	14.8%	15.4%
% of FP17s for the same patient ID Re-attending between 3 & 9 months - Children	159	911	17.5%	60.9%	60.9%	59.8%
% of FP17s for the same patient ID Re-attending between 3 & 9 months - Adults	565	2,008	28.1%	50.7%	53.2%	52.1%
% of FP17s for Band 1 Urgent Courses	529	2,422	21.8%	9.1%	8.3%	9.2%
% of FP17s Relating to Free Repair or Replacements	1	2,422	0.0%	0.7%	0.7%	0.7%
% of FP17s Relating to Continuations	18	2,422	0.7%	0.8%	0.8%	0.8%
% of Patients satisfied with the dentistry they have received	11	11	100.0%	93.0%	93.2%	93.4%
% of Patients satisfied with the time they had to wait for an appointment	11	11	100.0%	87.2%	88.5%	87.6%

* This is based on patients treated on this contract for their most recent course of treatment.

Figures in italics indicate the base number of FP17s or Patient Questionnaire responses are less than 100. N/A is shown where the base number of responses is less than 10 during the period. % is calculated as Quantity/Base number*100

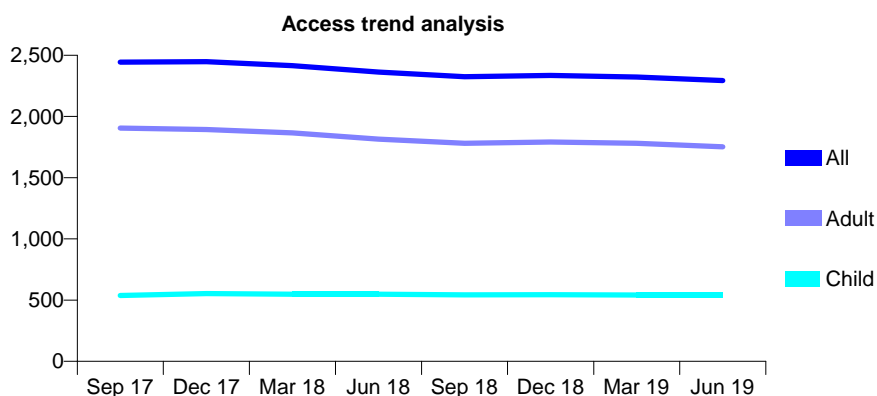
Q56 - Vital Signs At a Glance Contract Report for 176796/0001 - June 2019

Name or company name	Treetops Dental Practice Limited
Contract type name	GDS Contract
Purpose of contract	General
Contract start date	01/08/2011
Contract end date	

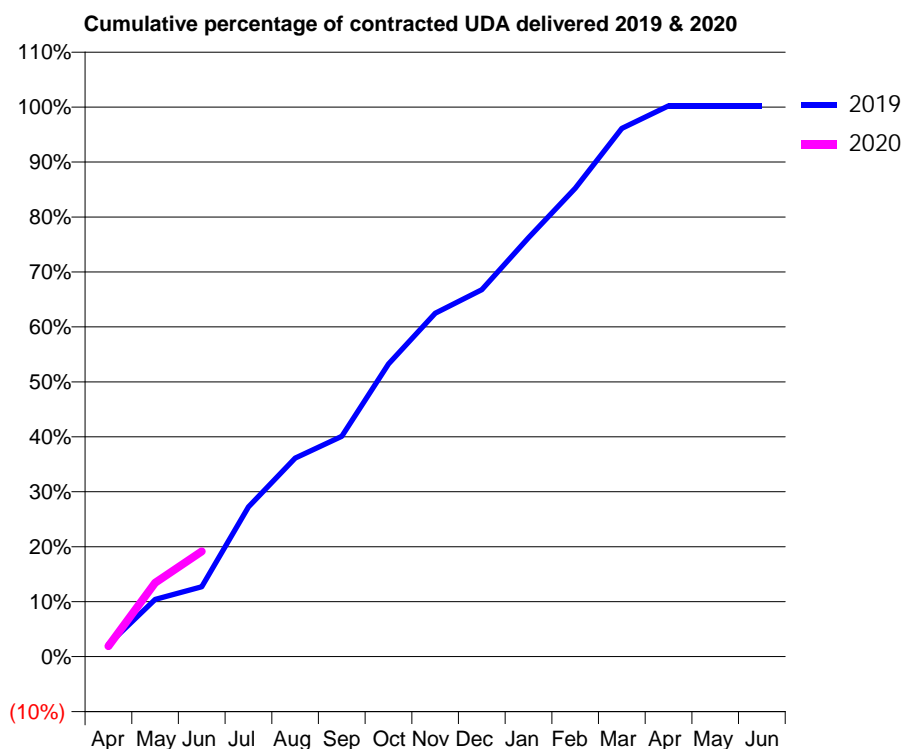
19/20 Contracted general activity (UDA)	6,642
Carry forward general activity (UDA)	0
19/20 Contracted orthodontic activity (UOA)	0
Carry forward orthodontic activity (UOA)	0
Baseline contract value	£251,669.37

ACCESS*

Patients seen in 24 months	Total	Change since previous quarter
Quarter ending June 2018	2,363	
Quarter ending September 2018	2,325	↓
Quarter ending December 2018	2,335	→
Quarter ending March 2019	2,322	→
Quarter ending June 2019	2,294	↓
Variance since June 2018	(2.9%)	↓



ACTIVITY



Month	Adjusted Scheduled Activity (UDA)	
	2019	2020
April	148	126
May	692	892
June	843	1,272
July	1,810	
August	2,400	
September	2,664	
October	3,537	
November	4,149	
December	4,434	
January	5,064	
February	5,661	
March	6,384	
April	6,658	
May	6,658	
June	6,657	

QUALITY

	Quantity	Base Number	Contract	AT	Region	England
% of FP17s for the same patient ID Re-attending within 3 months - Children	11	162	6.8%	10.1%	11.2%	11.4%
% of FP17s for the same patient ID Re-attending within 3 months - Adults	110	575	19.1%	13.6%	14.8%	15.4%
% of FP17s for the same patient ID Re-attending between 3 & 9 months - Children	90	162	55.6%	60.9%	60.9%	59.8%
% of FP17s for the same patient ID Re-attending between 3 & 9 months - Adults	296	575	51.5%	50.7%	53.2%	52.1%
% of FP17s for Band 1 Urgent Courses	87	651	13.4%	9.1%	8.3%	9.2%
% of FP17s Relating to Free Repair or Replacements	0	651	0.0%	0.7%	0.7%	0.7%
% of FP17s Relating to Continuations	10	651	1.5%	0.8%	0.8%	0.8%
% of Patients satisfied with the dentistry they have received	1	1	N/A	93.0%	93.2%	93.4%
% of Patients satisfied with the time they had to wait for an appointment	0	1	N/A	87.2%	88.5%	87.6%

* This is based on patients treated on this contract for their most recent course of treatment. Figures in italics indicate the base number of FP17s or Patient Questionnaire responses are less than 100. N/A is shown where the base number of responses is less than 10 during the period. % is calculated as Quantity/Base number*100

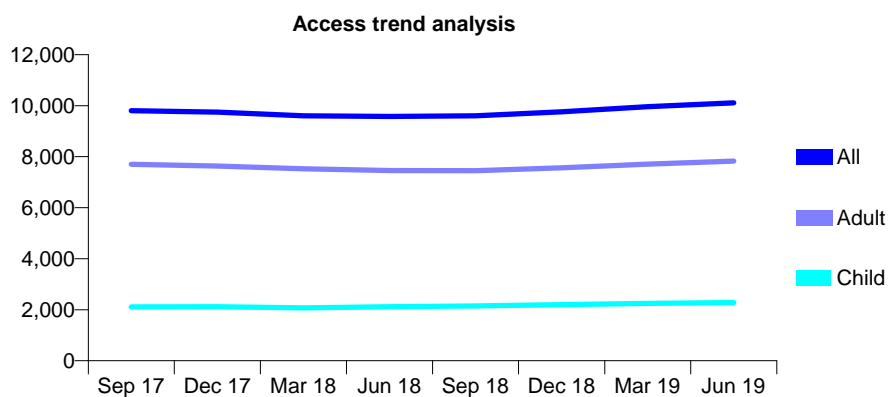
Q56 - Vital Signs At a Glance Contract Report for 176850/0001 - June 2019

Name or company name	The Wrating Road Partnership
Contract type name	GDS Contract
Purpose of contract	General
Contract start date	01/08/2006
Contract end date	

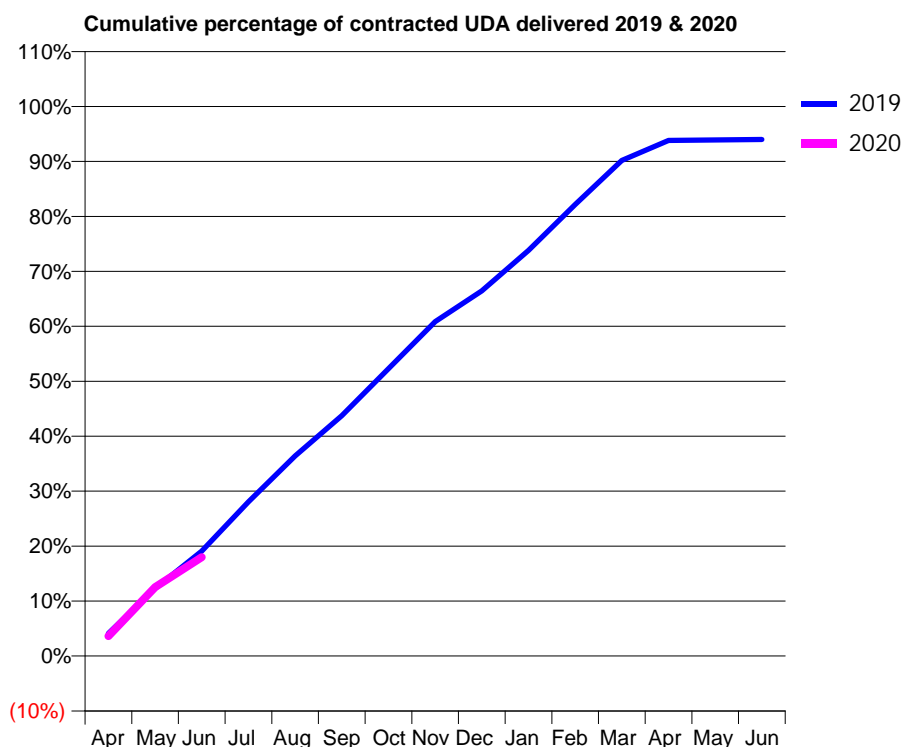
19/20 Contracted general activity (UDA)	29,000
Carry forward general activity (UDA)	0
19/20 Contracted orthodontic activity (UOA)	0
Carry forward orthodontic activity (UOA)	0
Baseline contract value	£697,941.15

ACCESS*

Patients seen in 24 months	Total	Change since previous quarter
Quarter ending June 2018	9,575	
Quarter ending September 2018	9,601	→
Quarter ending December 2018	9,759	→
Quarter ending March 2019	9,958	↑
Quarter ending June 2019	10,112	→
Variance since June 2018	5.6%	↑



ACTIVITY



Month	Adjusted Scheduled Activity (UDA)	
	2019	2020
April	1,193	1,049
May	3,574	3,634
June	5,538	5,217
July	8,135	
August	10,562	
September	12,675	
October	15,161	
November	17,643	
December	19,264	
January	21,406	
February	23,829	
March	26,149	
April	27,205	
May	27,229	
June	27,256	

QUALITY

	Quantity	Base Number	Contract	AT	Region	England
% of FP17s for the same patient ID Re-attending within 3 months - Children	63	886	7.1%	10.1%	11.2%	11.4%
% of FP17s for the same patient ID Re-attending within 3 months - Adults	394	2,835	13.9%	13.6%	14.8%	15.4%
% of FP17s for the same patient ID Re-attending between 3 & 9 months - Children	554	886	62.5%	60.9%	60.9%	59.8%
% of FP17s for the same patient ID Re-attending between 3 & 9 months - Adults	1,693	2,835	59.7%	50.7%	53.2%	52.1%
% of FP17s for Band 1 Urgent Courses	315	3,067	10.3%	9.1%	8.3%	9.2%
% of FP17s Relating to Free Repair or Replacements	25	3,067	0.8%	0.7%	0.7%	0.7%
% of FP17s Relating to Continuations	12	3,067	0.4%	0.8%	0.8%	0.8%
% of Patients satisfied with the dentistry they have received	4	4	N/A	93.0%	93.2%	93.4%
% of Patients satisfied with the time they had to wait for an appointment	3	4	N/A	87.2%	88.5%	87.6%

* This is based on patients treated on this contract for their most recent course of treatment. Figures in italics indicate the base number of FP17s or Patient Questionnaire responses are less than 100. N/A is shown where the base number of responses is less than 10 during the period. % is calculated as Quantity/Base number*100

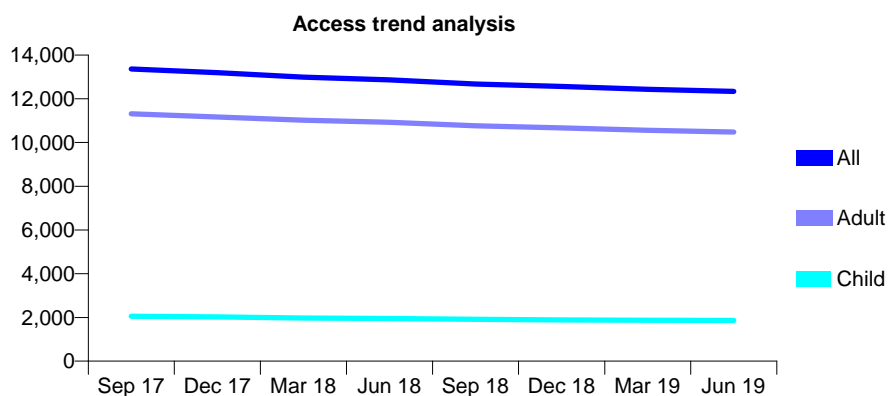
Q56 - Vital Signs At a Glance Contract Report for 177296/0001 - June 2019

Name or company name	Peacock & Shrestha
Contract type name	GDS Contract
Purpose of contract	General
Contract start date	01/04/2010
Contract end date	

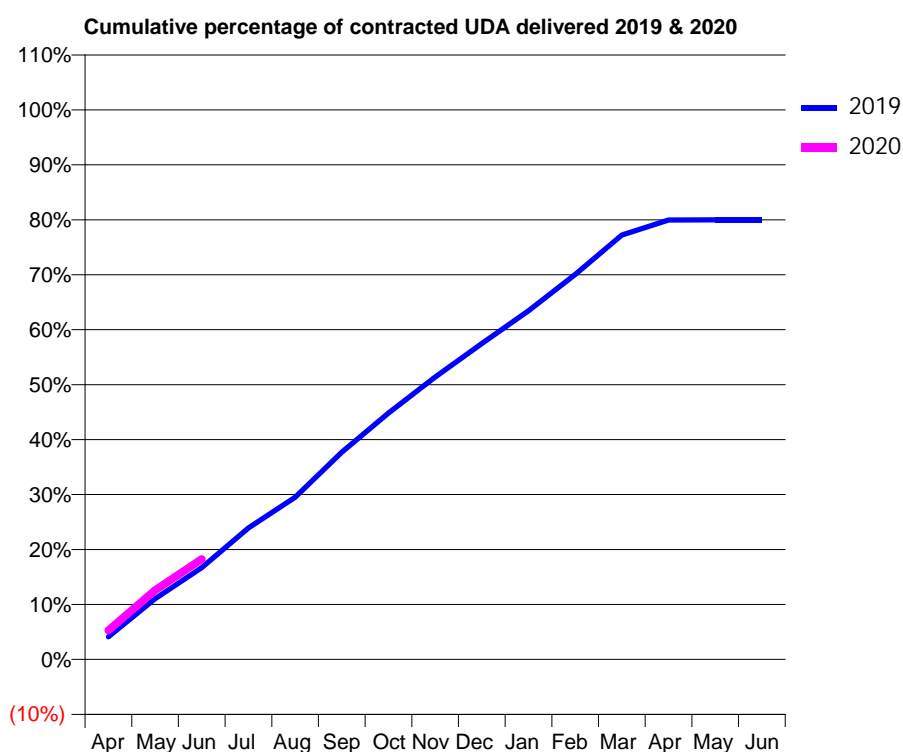
19/20 Contracted general activity (UDA)	30,000
Carry forward general activity (UDA)	0
19/20 Contracted orthodontic activity (UOA)	0
Carry forward orthodontic activity (UOA)	0
Baseline contract value	£665,072.79

ACCESS*

Patients seen in 24 months	Total	Change since previous quarter
Quarter ending June 2018	12,870	
Quarter ending September 2018	12,675	↓
Quarter ending December 2018	12,562	→
Quarter ending March 2019	12,433	↓
Quarter ending June 2019	12,337	→
Variance since June 2018	(4.1%)	↓



ACTIVITY



Month	2019	2020
April	1,543	1,582
May	4,147	3,778
June	6,269	5,473
July	8,968	
August	11,073	
September	14,139	
October	16,811	
November	19,267	
December	21,556	
January	23,789	
February	26,263	
March	28,957	
April	29,981	
May	29,985	
June	29,987	

QUALITY

	Quantity	Base Number	Contract	AT	Region	England
% of FP17s for the same patient ID Re-attending within 3 months - Children	22	802	2.7%	10.1%	11.2%	11.4%
% of FP17s for the same patient ID Re-attending within 3 months - Adults	432	3,780	11.4%	13.6%	14.8%	15.4%
% of FP17s for the same patient ID Re-attending between 3 & 9 months - Children	592	802	73.8%	60.9%	60.9%	59.8%
% of FP17s for the same patient ID Re-attending between 3 & 9 months - Adults	2,283	3,780	60.4%	50.7%	53.2%	52.1%
% of FP17s for Band 1 Urgent Courses	336	4,000	8.4%	9.1%	8.3%	9.2%
% of FP17s Relating to Free Repair or Replacements	11	4,000	0.3%	0.7%	0.7%	0.7%
% of FP17s Relating to Continuations	15	4,000	0.4%	0.8%	0.8%	0.8%
% of Patients satisfied with the dentistry they have received	10	11	90.9%	93.0%	93.2%	93.4%
% of Patients satisfied with the time they had to wait for an appointment	10	11	90.9%	87.2%	88.5%	87.6%

* This is based on patients treated on this contract for their most recent course of treatment. Figures in italics indicate the base number of FP17s or Patient Questionnaire responses are less than 100. N/A is shown where the base number of responses is less than 10 during the period. % is calculated as Quantity/Base number*100

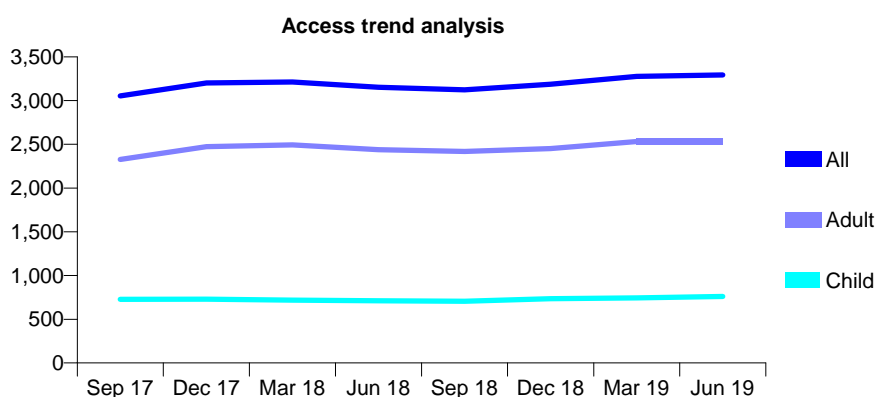
Q56 - Vital Signs At a Glance Contract Report for 178683/0003 - June 2019

Name or company name	Dr A rai & Dr F Tahir
Contract type name	GDS Contract
Purpose of contract	General
Contract start date	01/07/2013
Contract end date	

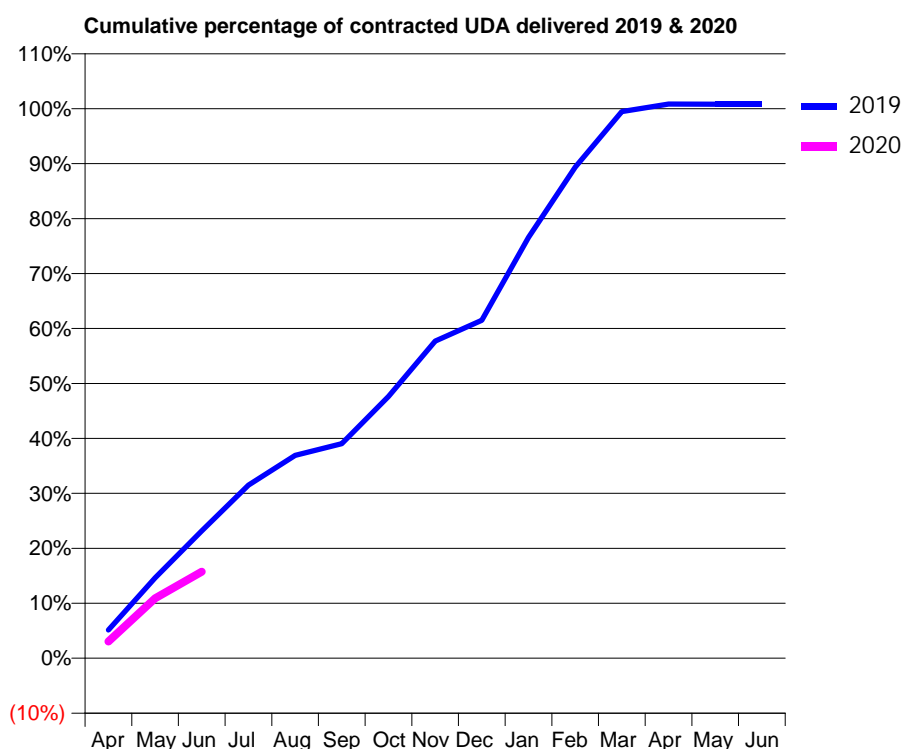
19/20 Contracted general activity (UDA)	7,500
Carry forward general activity (UDA)	0
19/20 Contracted orthodontic activity (UOA)	0
Carry forward orthodontic activity (UOA)	0
Baseline contract value	£187,897.93

ACCESS*

Patients seen in 24 months	Total	Change since previous quarter
Quarter ending June 2018	3,151	
Quarter ending September 2018	3,123	→
Quarter ending December 2018	3,186	↑
Quarter ending March 2019	3,276	↑
Quarter ending June 2019	3,293	→
Variance since June 2018	4.5%	↑



ACTIVITY



Month	2019	2020
April	385	229
May	1,098	817
June	1,738	1,180
July	2,363	
August	2,769	
September	2,928	
October	3,572	
November	4,326	
December	4,614	
January	5,742	
February	6,703	
March	7,460	
April	7,562	
May	7,560	
June	7,560	

QUALITY

	Quantity	Base Number	Contract	AT	Region	England
% of FP17s for the same patient ID Re-attending within 3 months - Children	12	132	9.1%	10.1%	11.2%	11.4%
% of FP17s for the same patient ID Re-attending within 3 months - Adults	75	400	18.8%	13.6%	14.8%	15.4%
% of FP17s for the same patient ID Re-attending between 3 & 9 months - Children	40	132	30.3%	60.9%	60.9%	59.8%
% of FP17s for the same patient ID Re-attending between 3 & 9 months - Adults	117	400	29.3%	50.7%	53.2%	52.1%
% of FP17s for Band 1 Urgent Courses	67	499	13.4%	9.1%	8.3%	9.2%
% of FP17s Relating to Free Repair or Replacements	1	499	0.2%	0.7%	0.7%	0.7%
% of FP17s Relating to Continuations	11	499	2.2%	0.8%	0.8%	0.8%
% of Patients satisfied with the dentistry they have received	3	3	N/A	93.0%	93.2%	93.4%
% of Patients satisfied with the time they had to wait for an appointment	3	3	N/A	87.2%	88.5%	87.6%

* This is based on patients treated on this contract for their most recent course of treatment. Figures in italics indicate the base number of FP17s or Patient Questionnaire responses are less than 100. N/A is shown where the base number of responses is less than 10 during the period. % is calculated as Quantity/Base number*100

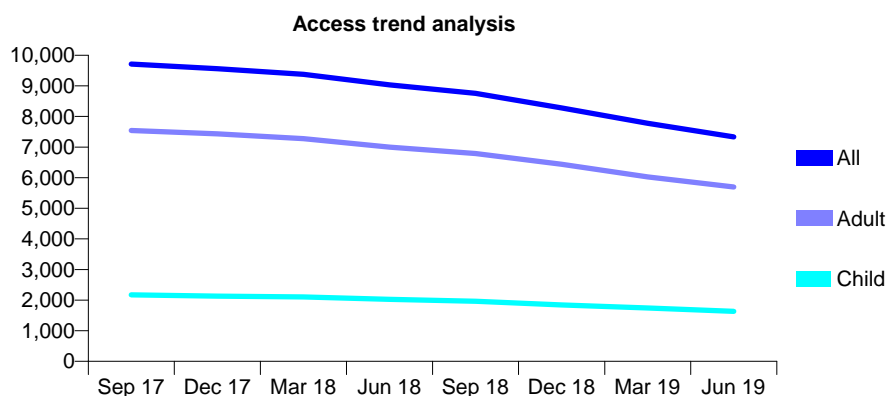
Q56 - Vital Signs At a Glance Contract Report for 179922/0001 - June 2019

Name or company name	Simply Smile Manor House
Contract type name	GDS Contract
Purpose of contract	General
Contract start date	01/04/2013
Contract end date	

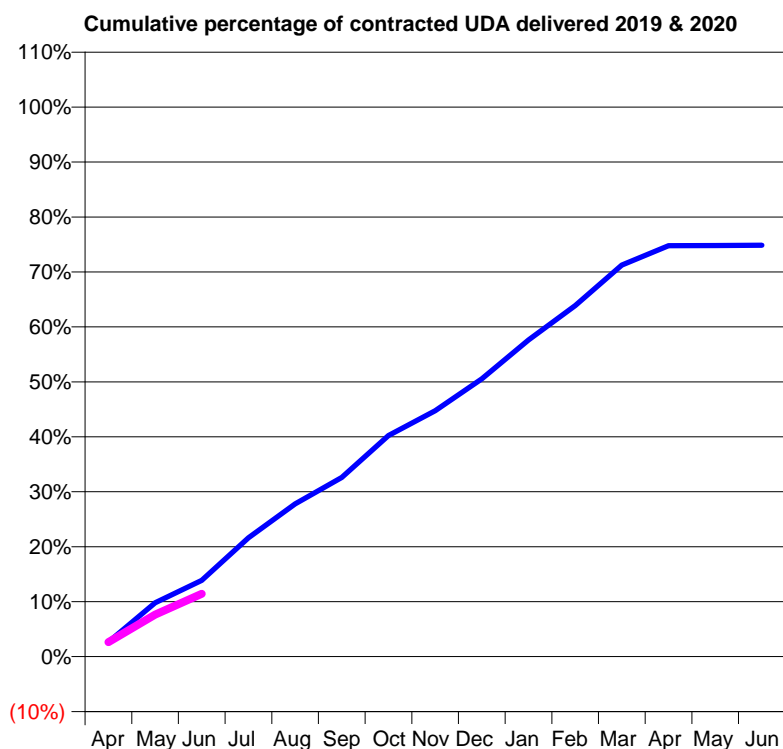
19/20 Contracted general activity (UDA)	24,165
Carry forward general activity (UDA)	0
19/20 Contracted orthodontic activity (UOA)	0
Carry forward orthodontic activity (UOA)	0
Baseline contract value	£557,749.69

ACCESS*

Patients seen in 24 months	Total	Change since previous quarter
Quarter ending June 2018	9,030	
Quarter ending September 2018	8,754	↓
Quarter ending December 2018	8,281	↓
Quarter ending March 2019	7,777	↓
Quarter ending June 2019	7,333	↓
Variance since June 2018	(18.8%)	↓



ACTIVITY



Month	Adjusted Scheduled Activity (UDA)	
	2019	2020
April	640	636
May	2,364	1,849
June	3,352	2,766
July	5,228	
August	6,718	
September	7,878	
October	9,723	
November	10,816	
December	12,213	
January	13,925	
February	15,438	
March	17,215	
April	18,072	
May	18,076	
June	18,088	

QUALITY

	Quantity	Base Number	Contract	AT	Region	England
% of FP17s for the same patient ID Re-attending within 3 months - Children	21	442	4.8%	10.1%	11.2%	11.4%
% of FP17s for the same patient ID Re-attending within 3 months - Adults	174	1,332	13.1%	13.6%	14.8%	15.4%
% of FP17s for the same patient ID Re-attending between 3 & 9 months - Children	246	442	55.7%	60.9%	60.9%	59.8%
% of FP17s for the same patient ID Re-attending between 3 & 9 months - Adults	575	1,332	43.2%	50.7%	53.2%	52.1%
% of FP17s for Band 1 Urgent Courses	166	1,389	12.0%	9.1%	8.3%	9.2%
% of FP17s Relating to Free Repair or Replacements	10	1,389	0.7%	0.7%	0.7%	0.7%
% of FP17s Relating to Continuations	16	1,389	1.2%	0.8%	0.8%	0.8%
% of Patients satisfied with the dentistry they have received	4	4	N/A	93.0%	93.2%	93.4%
% of Patients satisfied with the time they had to wait for an appointment	2	4	N/A	87.2%	88.5%	87.6%

* This is based on patients treated on this contract for their most recent course of treatment. Figures in italics indicate the base number of FP17s or Patient Questionnaire responses are less than 100. N/A is shown where the base number of responses is less than 10 during the period. % is calculated as Quantity/Base number*100

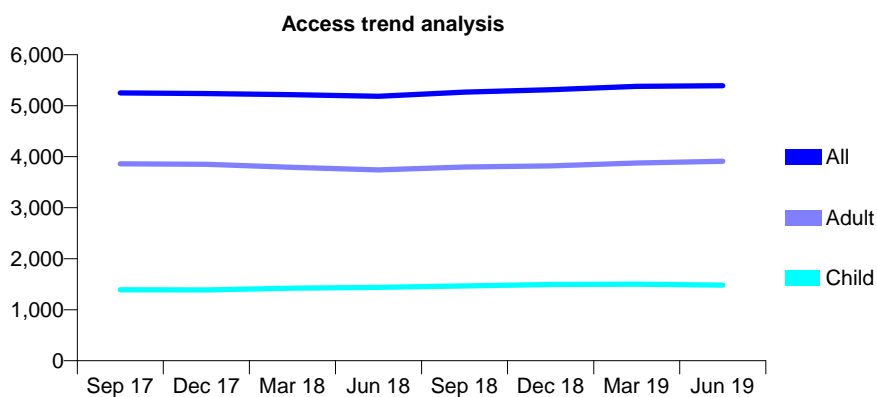
Q56 - Vital Signs At a Glance Contract Report for 181102/0001 - June 2019

Name or company name	Cambridge Street Dental Practice
Contract type name	GDS Contract
Purpose of contract	General
Contract start date	03/10/2011
Contract end date	

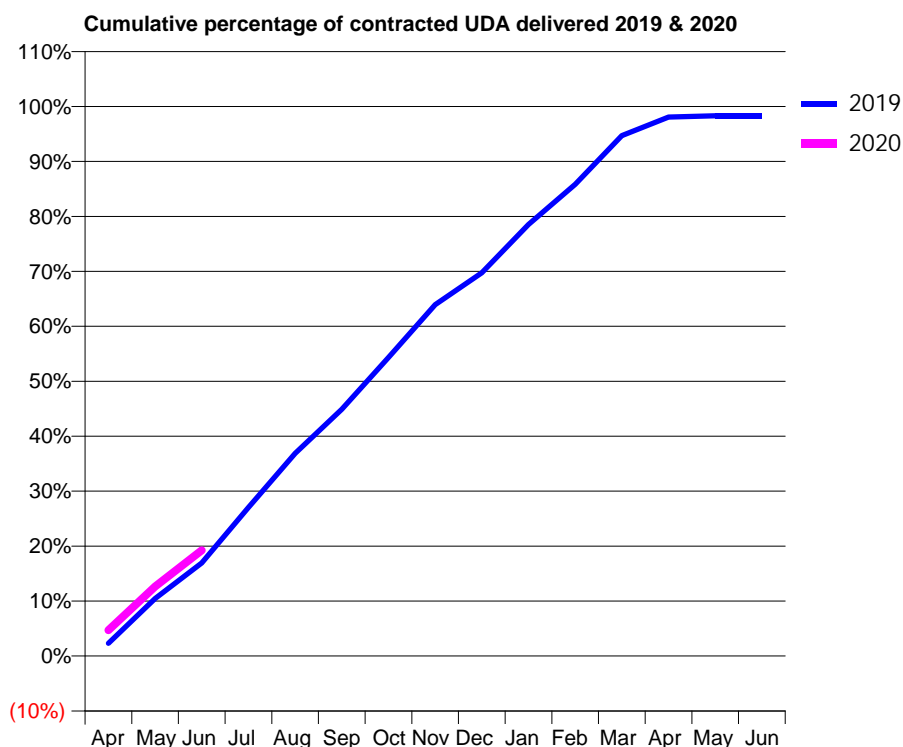
19/20 Contracted general activity (UDA)	16,000
Carry forward general activity (UDA)	0
19/20 Contracted orthodontic activity (UOA)	0
Carry forward orthodontic activity (UOA)	0
Baseline contract value	£411,894.90

ACCESS*

Patients seen in 24 months	Total	Change since previous quarter
Quarter ending June 2018	5,183	
Quarter ending September 2018	5,267	→
Quarter ending December 2018	5,313	→
Quarter ending March 2019	5,378	→
Quarter ending June 2019	5,391	→
Variance since June 2018	4.0%	↑



ACTIVITY



Month	Adjusted Scheduled Activity (UDA)	
	2019	2020
April	370	752
May	1,676	2,025
June	2,711	3,077
July	4,326	
August	5,899	
September	7,180	
October	8,691	
November	10,230	
December	11,156	
January	12,568	
February	13,737	
March	15,152	
April	15,691	
May	15,725	
June	15,726	

QUALITY

	Quantity	Base Number	Contract	AT	Region	England
% of FP17s for the same patient ID Re-attending within 3 months - Children	31	541	5.7%	10.1%	11.2%	11.4%
% of FP17s for the same patient ID Re-attending within 3 months - Adults	115	1,210	9.5%	13.6%	14.8%	15.4%
% of FP17s for the same patient ID Re-attending between 3 & 9 months - Children	382	541	70.6%	60.9%	60.9%	59.8%
% of FP17s for the same patient ID Re-attending between 3 & 9 months - Adults	792	1,210	65.5%	50.7%	53.2%	52.1%
% of FP17s for Band 1 Urgent Courses	74	1,493	5.0%	9.1%	8.3%	9.2%
% of FP17s Relating to Free Repair or Replacements	7	1,493	0.5%	0.7%	0.7%	0.7%
% of FP17s Relating to Continuations	7	1,493	0.5%	0.8%	0.8%	0.8%
% of Patients satisfied with the dentistry they have received	1	1	N/A	93.0%	93.2%	93.4%
% of Patients satisfied with the time they had to wait for an appointment	0	1	N/A	87.2%	88.5%	87.6%

* This is based on patients treated on this contract for their most recent course of treatment. Figures in italics indicate the base number of FP17s or Patient Questionnaire responses are less than 100. N/A is shown where the base number of responses is less than 10 during the period. % is calculated as Quantity/Base number*100

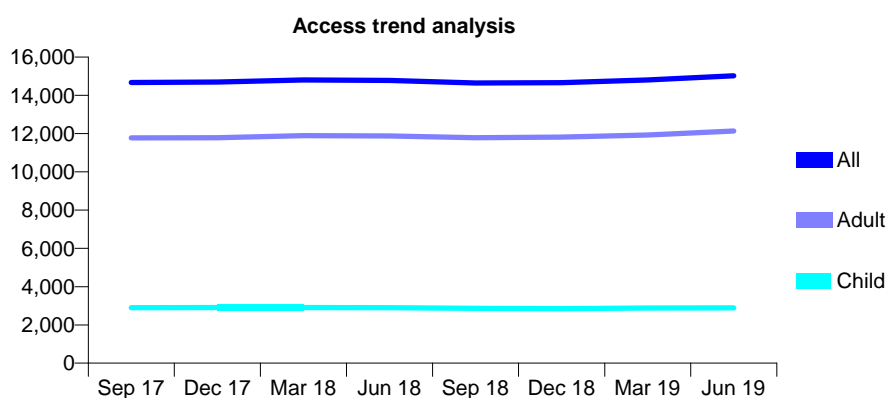
Q56 - Vital Signs At a Glance Contract Report for 182397/0001 - June 2019

Name or company name	Bank Buildings Dental Practice
Contract type name	GDS Contract
Purpose of contract	General and Orthodontic
Contract start date	01/04/2011
Contract end date	

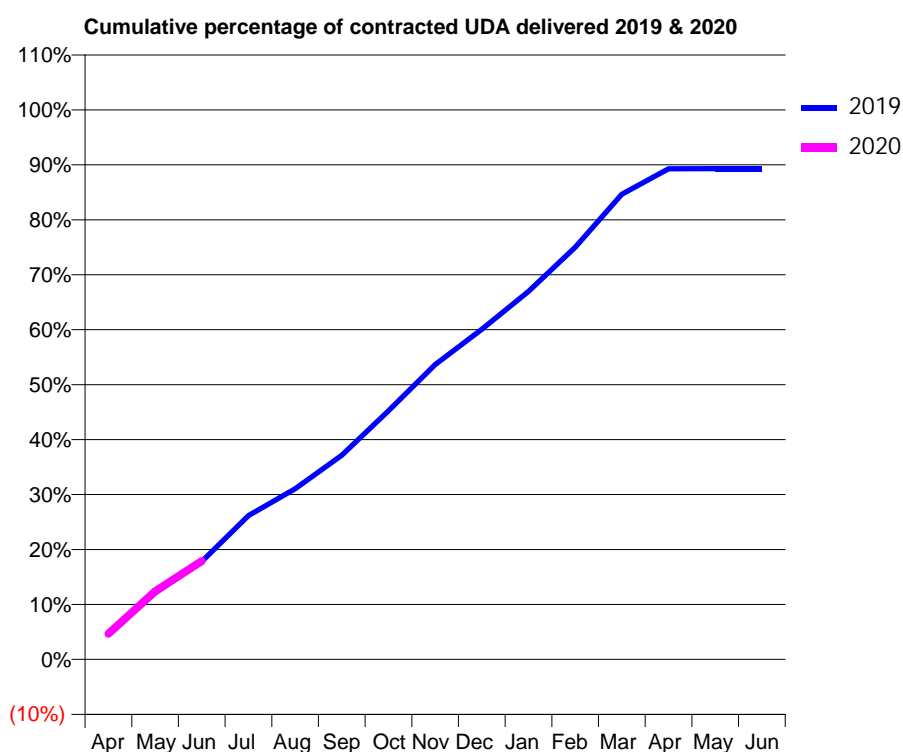
19/20 Contracted general activity (UDA)	40,973
Carry forward general activity (UDA)	0
19/20 Contracted orthodontic activity (UOA)	3,067
Carry forward orthodontic activity (UOA)	0
Baseline contract value	£1,166,205.34

ACCESS*

Patients seen in 24 months	Total	Change since previous quarter
Quarter ending June 2018	14,778	
Quarter ending September 2018	14,644	→
Quarter ending December 2018	14,666	→
Quarter ending March 2019	14,805	→
Quarter ending June 2019	15,020	→
Variance since June 2018	1.6%	→



ACTIVITY



Month	2019	2020
April	1,887	1,911
May	4,979	5,077
June	7,307	7,335
July	10,727	
August	12,731	
September	15,219	
October	18,539	
November	21,992	
December	24,610	
January	27,441	
February	30,725	
March	34,688	
April	36,579	
May	36,584	
June	36,585	

QUALITY

	Quantity	Base Number	Contract	AT	Region	England
% of FP17s for the same patient ID Re-attending within 3 months - Children	118	1,068	11.0%	10.1%	11.2%	11.4%
% of FP17s for the same patient ID Re-attending within 3 months - Adults	638	3,789	16.8%	13.6%	14.8%	15.4%
% of FP17s for the same patient ID Re-attending between 3 & 9 months - Children	572	1,068	53.6%	60.9%	60.9%	59.8%
% of FP17s for the same patient ID Re-attending between 3 & 9 months - Adults	1,404	3,789	37.1%	50.7%	53.2%	52.1%
% of FP17s for Band 1 Urgent Courses	360	3,741	9.6%	9.1%	8.3%	9.2%
% of FP17s Relating to Free Repair or Replacements	13	3,741	0.3%	0.7%	0.7%	0.7%
% of FP17s Relating to Continuations	45	3,741	1.2%	0.8%	0.8%	0.8%
% of Patients satisfied with the dentistry they have received	5	6	N/A	93.0%	93.2%	93.4%
% of Patients satisfied with the time they had to wait for an appointment	4	6	N/A	87.2%	88.5%	87.6%

* This is based on patients treated on this contract for their most recent course of treatment. Figures in italics indicate the base number of FP17s or Patient Questionnaire responses are less than 100. N/A is shown where the base number of responses is less than 10 during the period. % is calculated as Quantity/Base number*100

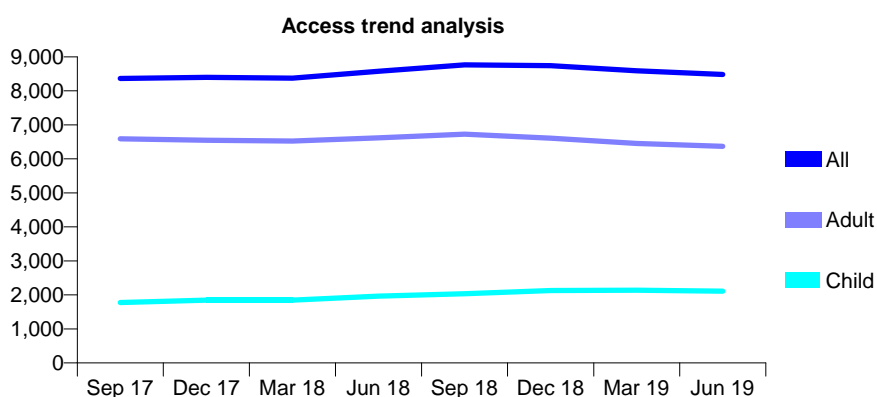
Q56 - Vital Signs At a Glance Contract Report for 183113/0001 - June 2019

Name or company name	Chokshi Ltd
Contract type name	GDS Contract
Purpose of contract	General
Contract start date	18/06/2012
Contract end date	

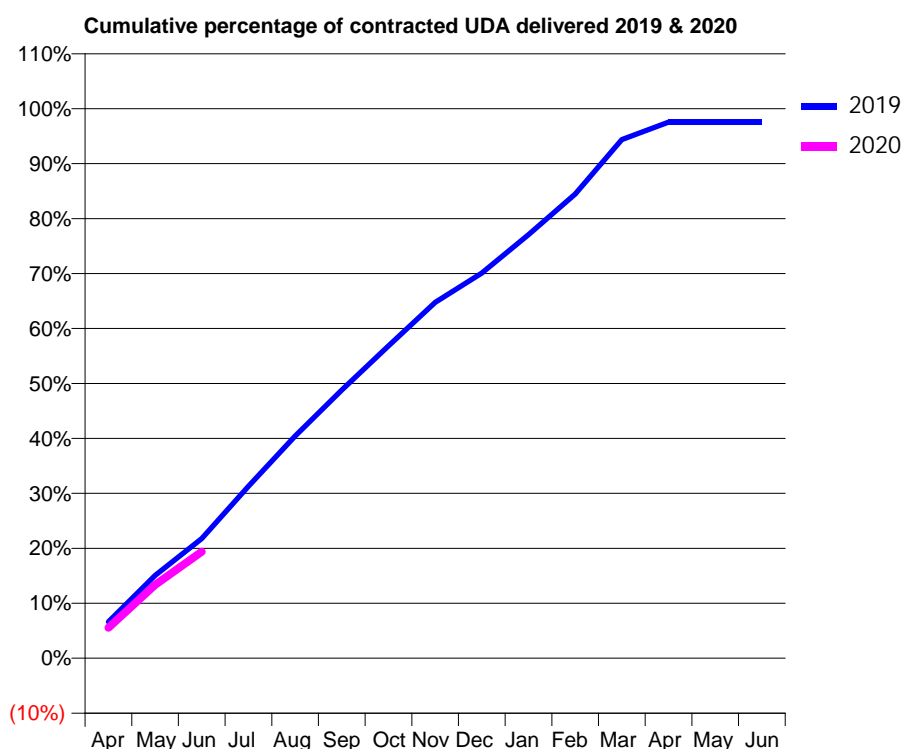
19/20 Contracted general activity (UDA)	21,607
Carry forward general activity (UDA)	0
19/20 Contracted orthodontic activity (UOA)	0
Carry forward orthodontic activity (UOA)	0
Baseline contract value	£594,316.72

ACCESS*

Patients seen in 24 months	Total	Change since previous quarter
Quarter ending June 2018	8,578	
Quarter ending September 2018	8,762	↑
Quarter ending December 2018	8,740	→
Quarter ending March 2019	8,592	↓
Quarter ending June 2019	8,482	↓
Variance since June 2018	(1.1%)	↓



ACTIVITY



Month	2019	2020
April	1,434	1,197
May	3,261	2,884
June	4,706	4,184
July	6,759	
August	8,739	
September	10,543	
October	12,278	
November	13,992	
December	15,140	
January	16,656	
February	18,247	
March	20,388	
April	21,075	
May	21,075	
June	21,075	

QUALITY

	Quantity	Base Number	Contract	AT	Region	England
% of FP17s for the same patient ID Re-attending within 3 months - Children	83	823	10.1%	10.1%	11.2%	11.4%
% of FP17s for the same patient ID Re-attending within 3 months - Adults	286	2,256	12.7%	13.6%	14.8%	15.4%
% of FP17s for the same patient ID Re-attending between 3 & 9 months - Children	580	823	70.5%	60.9%	60.9%	59.8%
% of FP17s for the same patient ID Re-attending between 3 & 9 months - Adults	1,315	2,256	58.3%	50.7%	53.2%	52.1%
% of FP17s for Band 1 Urgent Courses	136	2,465	5.5%	9.1%	8.3%	9.2%
% of FP17s Relating to Free Repair or Replacements	5	2,465	0.2%	0.7%	0.7%	0.7%
% of FP17s Relating to Continuations	1	2,465	0.0%	0.8%	0.8%	0.8%
% of Patients satisfied with the dentistry they have received	0	0	N/A	93.0%	93.2%	93.4%
% of Patients satisfied with the time they had to wait for an appointment	0	0	N/A	87.2%	88.5%	87.6%

* This is based on patients treated on this contract for their most recent course of treatment.

Figures in italics indicate the base number of FP17s or Patient Questionnaire responses are less than 100. N/A is shown where the base number of responses is less than 10 during the period. % is calculated as Quantity/Base number*100

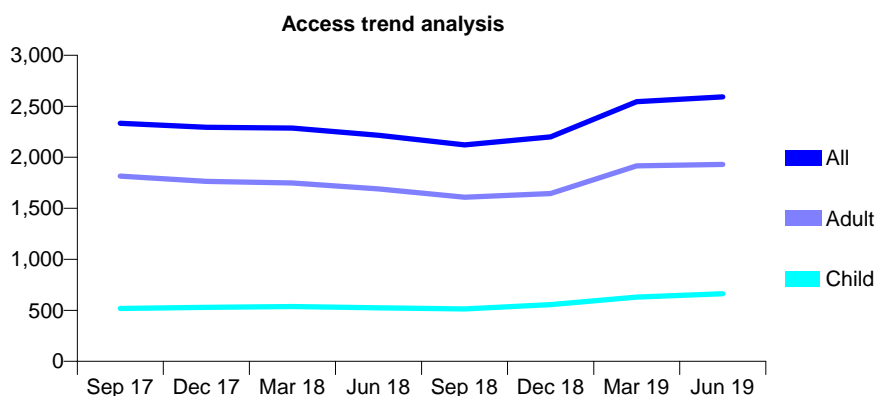
Q56 - Vital Signs At a Glance Contract Report for 183946/0001 - June 2019

Name or company name	Woodbridge Dental Surgery Limited
Contract type name	GDS Contract
Purpose of contract	General
Contract start date	01/04/2010
Contract end date	

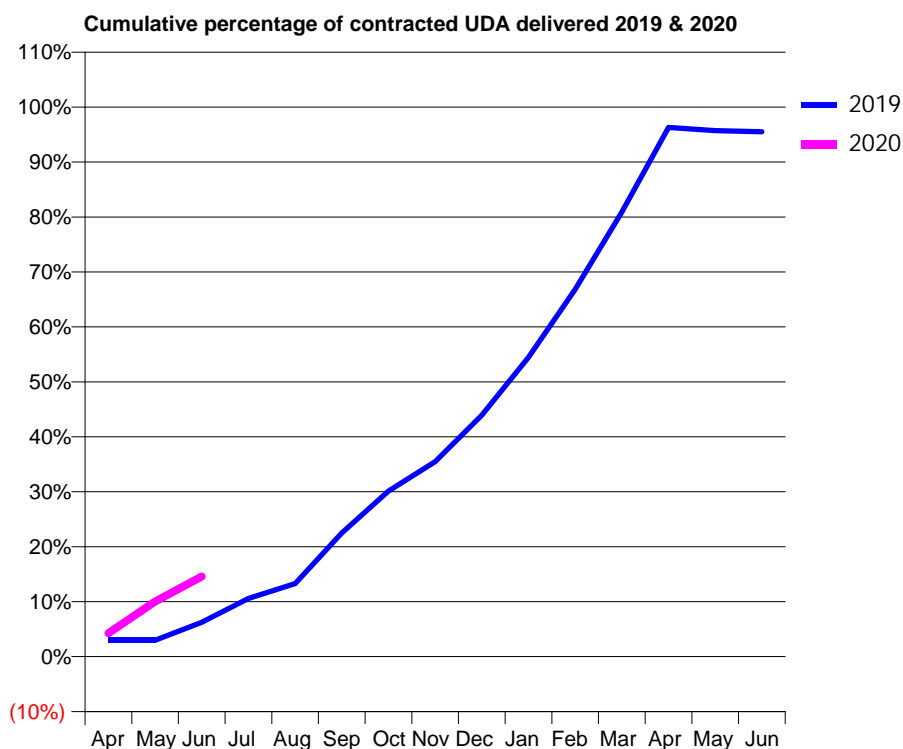
19/20 Contracted general activity (UDA)	6,571
Carry forward general activity (UDA)	0
19/20 Contracted orthodontic activity (UOA)	0
Carry forward orthodontic activity (UOA)	0
Baseline contract value	£156,832.35

ACCESS*

Patients seen in 24 months	Total	Change since previous quarter
Quarter ending June 2018	2,216	
Quarter ending September 2018	2,122	↓
Quarter ending December 2018	2,201	↑
Quarter ending March 2019	2,546	↑
Quarter ending June 2019	2,592	→
Variance since June 2018	17.0%	↑



ACTIVITY



Month	Adjusted Scheduled Activity (UDA)	
	2019	2020
April	197	280
May	197	659
June	411	958
July	696	
August	872	
September	1,479	
October	1,980	
November	2,333	
December	2,887	
January	3,579	
February	4,392	
March	5,315	
April	6,327	
May	6,290	
June	6,275	

QUALITY

	Quantity	Base Number	Contract	AT	Region	England
% of FP17s for the same patient ID Re-attending within 3 months - Children	10	203	4.9%	10.1%	11.2%	11.4%
% of FP17s for the same patient ID Re-attending within 3 months - Adults	100	586	17.1%	13.6%	14.8%	15.4%
% of FP17s for the same patient ID Re-attending between 3 & 9 months - Children	118	203	58.1%	60.9%	60.9%	59.8%
% of FP17s for the same patient ID Re-attending between 3 & 9 months - Adults	280	586	47.8%	50.7%	53.2%	52.1%
% of FP17s for Band 1 Urgent Courses	76	526	14.4%	9.1%	8.3%	9.2%
% of FP17s Relating to Free Repair or Replacements	1	526	0.2%	0.7%	0.7%	0.7%
% of FP17s Relating to Continuations	2	526	0.4%	0.8%	0.8%	0.8%
% of Patients satisfied with the dentistry they have received	0	0	N/A	93.0%	93.2%	93.4%
% of Patients satisfied with the time they had to wait for an appointment	0	0	N/A	87.2%	88.5%	87.6%

* This is based on patients treated on this contract for their most recent course of treatment. Figures in italics indicate the base number of FP17s or Patient Questionnaire responses are less than 100. N/A is shown where the base number of responses is less than 10 during the period. % is calculated as Quantity/Base number*100

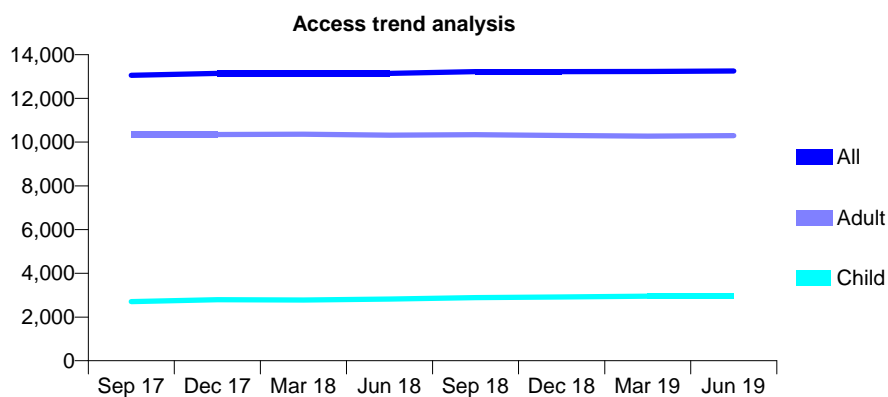
Q56 - Vital Signs At a Glance Contract Report for 184624/0001 - June 2019

Name or company name	DMJ Norwich Limited
Contract type name	GDS Contract
Purpose of contract	General
Contract start date	01/04/2013
Contract end date	

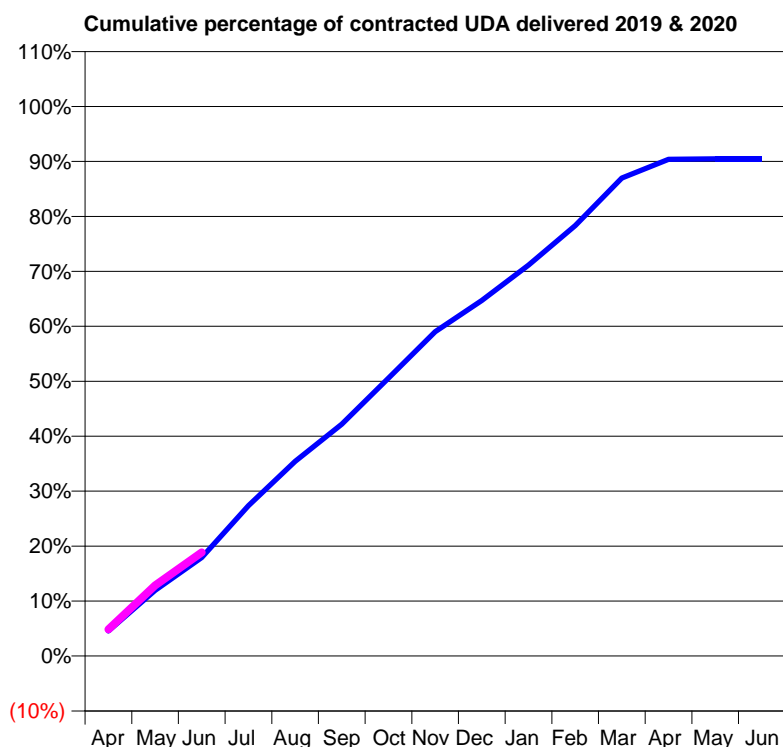
19/20 Contracted general activity (UDA)	37,546
Carry forward general activity (UDA)	0
19/20 Contracted orthodontic activity (UOA)	0
Carry forward orthodontic activity (UOA)	0
Baseline contract value	£1,084,983.73

ACCESS*

Patients seen in 24 months	Total	Change since previous quarter
Quarter ending June 2018	13,143	
Quarter ending September 2018	13,223	→
Quarter ending December 2018	13,224	→
Quarter ending March 2019	13,229	→
Quarter ending June 2019	13,252	→
Variance since June 2018	0.8%	→



ACTIVITY



Month	Adjusted Scheduled Activity (UDA)	
	2019	2020
April	1,721	1,824
May	4,490	4,823
June	6,728	7,082
July	10,275	
August	13,308	
September	15,843	
October	18,983	
November	22,159	
December	24,293	
January	26,705	
February	29,406	
March	32,660	
April	33,931	
May	33,963	
June	33,972	

QUALITY

	Quantity	Base Number	Contract	AT	Region	England
% of FP17s for the same patient ID Re-attending within 3 months - Children	45	944	4.8%	10.1%	11.2%	11.4%
% of FP17s for the same patient ID Re-attending within 3 months - Adults	322	2,986	10.8%	13.6%	14.8%	15.4%
% of FP17s for the same patient ID Re-attending between 3 & 9 months - Children	520	944	55.1%	60.9%	60.9%	59.8%
% of FP17s for the same patient ID Re-attending between 3 & 9 months - Adults	1,447	2,986	48.5%	50.7%	53.2%	52.1%
% of FP17s for Band 1 Urgent Courses	256	3,393	7.5%	9.1%	8.3%	9.2%
% of FP17s Relating to Free Repair or Replacements	24	3,393	0.7%	0.7%	0.7%	0.7%
% of FP17s Relating to Continuations	37	3,393	1.1%	0.8%	0.8%	0.8%
% of Patients satisfied with the dentistry they have received	6	7	N/A	93.0%	93.2%	93.4%
% of Patients satisfied with the time they had to wait for an appointment	4	7	N/A	87.2%	88.5%	87.6%

* This is based on patients treated on this contract for their most recent course of treatment.

Figures in italics indicate the base number of FP17s or Patient Questionnaire responses are less than 100. N/A is shown where the base number of responses is less than 10 during the period. % is calculated as Quantity/Base number*100

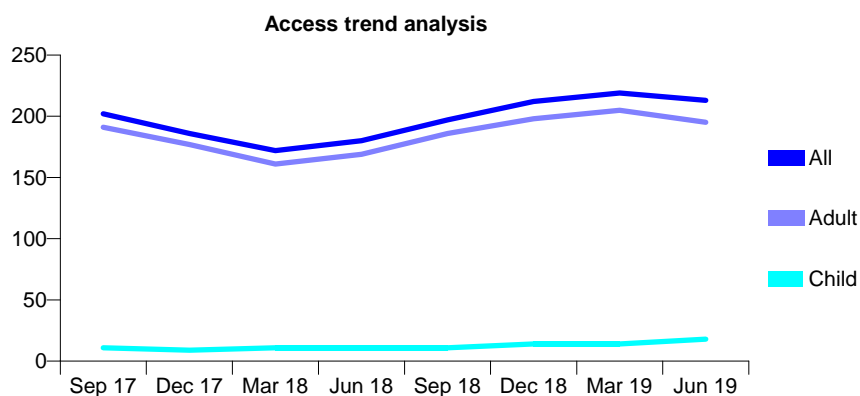
Q56 - Vital Signs At a Glance Contract Report for 184624/0002 - June 2019

Name or company name	DMJ Norwich Limited
Contract type name	PDS Contract
Purpose of contract	General
Contract start date	01/04/2013
Contract end date	31/03/2020

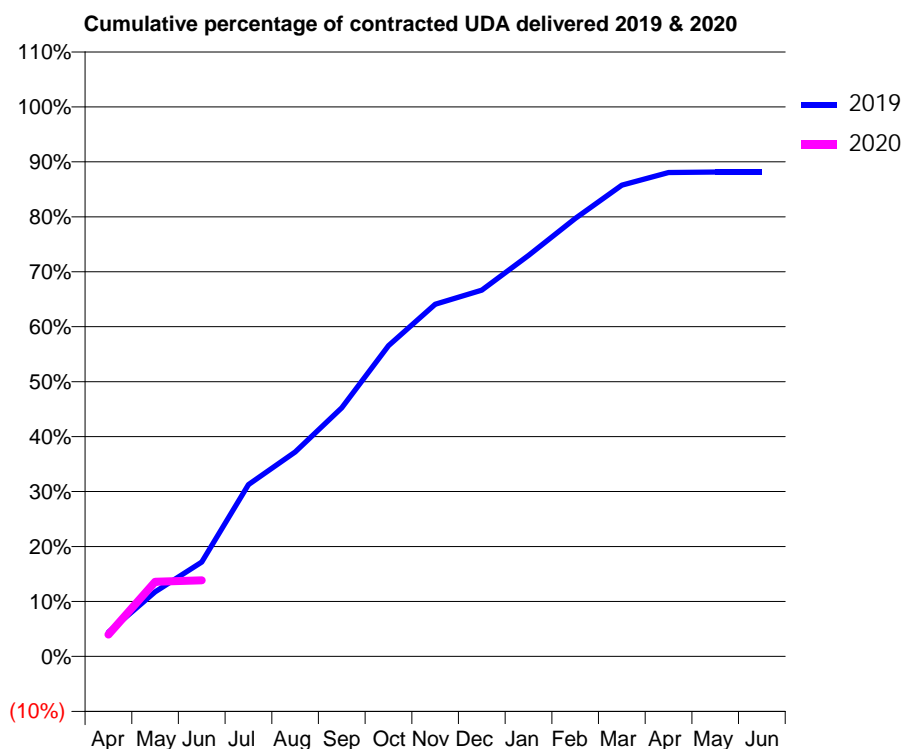
19/20 Contracted general activity (UDA)	3,380
Carry forward general activity (UDA)	0
19/20 Contracted orthodontic activity (UOA)	0
Carry forward orthodontic activity (UOA)	0
Baseline contract value	£586,928.19

ACCESS*

Patients seen in 24 months	Total	Change since previous quarter
Quarter ending June 2018	180	
Quarter ending September 2018	197	↑
Quarter ending December 2018	212	↑
Quarter ending March 2019	219	↑
Quarter ending June 2019	213	↓
Variance since June 2018	18.3%	↑



ACTIVITY



Month	2019	2020
April	150	135
May	397	459
June	580	468
July	1,057	
August	1,258	
September	1,529	
October	1,911	
November	2,166	
December	2,253	
January	2,466	
February	2,694	
March	2,898	
April	2,976	
May	2,979	
June	2,979	

QUALITY

	Quantity	Base Number	Contract	AT	Region	England
% of FP17s for the same patient ID Re-attending within 3 months - Children	0	15	0.0%	10.1%	11.2%	11.4%
% of FP17s for the same patient ID Re-attending within 3 months - Adults	0	168	0.0%	13.6%	14.8%	15.4%
% of FP17s for the same patient ID Re-attending between 3 & 9 months - Children	0	15	0.0%	60.9%	60.9%	59.8%
% of FP17s for the same patient ID Re-attending between 3 & 9 months - Adults	2	168	1.2%	50.7%	53.2%	52.1%
% of FP17s for Band 1 Urgent Courses	0	156	0.0%	9.1%	8.3%	9.2%
% of FP17s Relating to Free Repair or Replacements	0	156	0.0%	0.7%	0.7%	0.7%
% of FP17s Relating to Continuations	2	156	1.3%	0.8%	0.8%	0.8%
% of Patients satisfied with the dentistry they have received	0	0	N/A	93.0%	93.2%	93.4%
% of Patients satisfied with the time they had to wait for an appointment	0	0	N/A	87.2%	88.5%	87.6%

* This is based on patients treated on this contract for their most recent course of treatment. Figures in italics indicate the base number of FP17s or Patient Questionnaire responses are less than 100. N/A is shown where the base number of responses is less than 10 during the period. % is calculated as Quantity/Base number*100

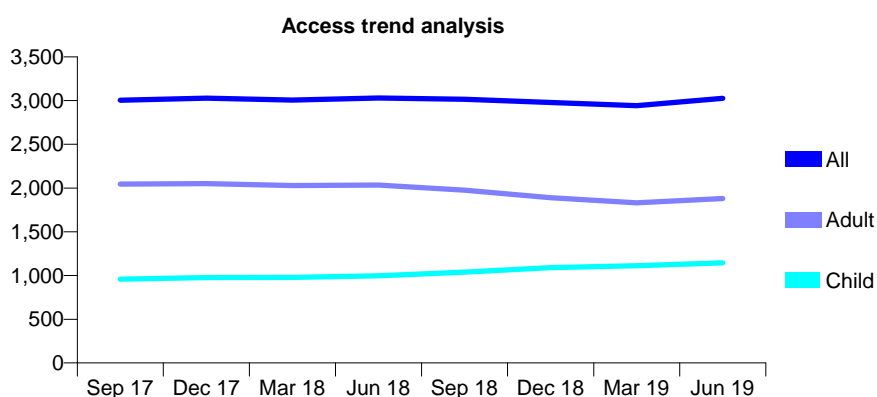
Q56 - Vital Signs At a Glance Contract Report for 185272/0001 - June 2019

Name or company name	Bridge House Dental Practice
Contract type name	GDS Contract
Purpose of contract	General
Contract start date	01/11/2012
Contract end date	

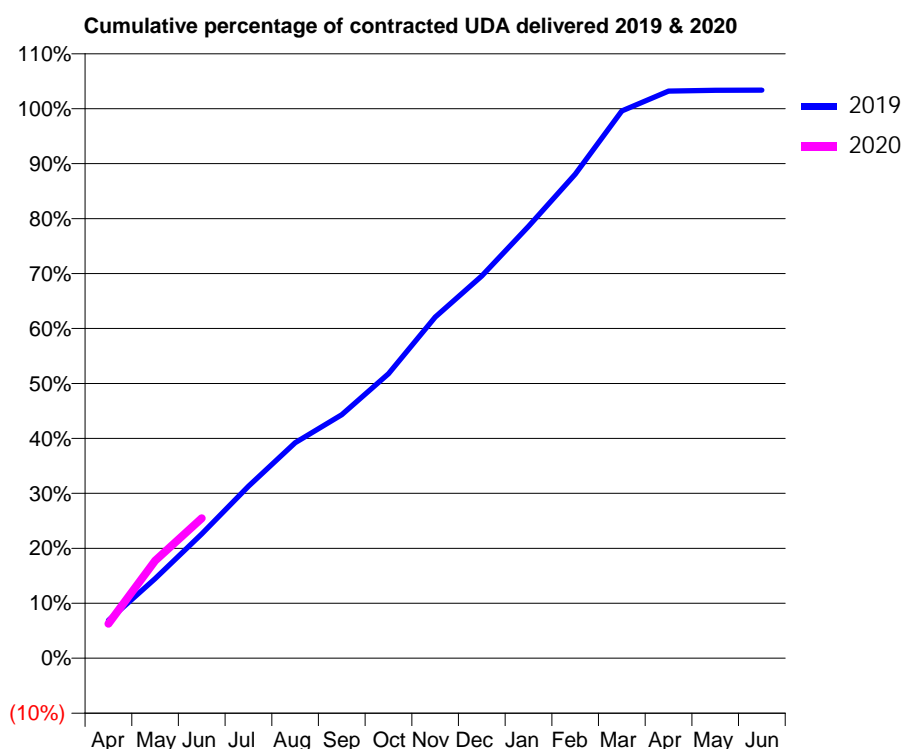
19/20 Contracted general activity (UDA)	5,905
Carry forward general activity (UDA)	0
19/20 Contracted orthodontic activity (UOA)	0
Carry forward orthodontic activity (UOA)	0
Baseline contract value	£131,101.17

ACCESS*

Patients seen in 24 months	Total	Change since previous quarter
Quarter ending June 2018	3,030	
Quarter ending September 2018	3,016	→
Quarter ending December 2018	2,979	↓
Quarter ending March 2019	2,942	↓
Quarter ending June 2019	3,026	↑
Variance since June 2018	(0.1%)	→



ACTIVITY



Adjusted Scheduled Activity (UDA)		
Month	2019	2020
April	408	371
May	857	1,048
June	1,336	1,504
July	1,848	
August	2,315	
September	2,618	
October	3,057	
November	3,666	
December	4,108	
January	4,641	
February	5,202	
March	5,881	
April	6,093	
May	6,102	
June	6,104	

QUALITY

	Quantity	Base Number	Contract	AT	Region	England
% of FP17s for the same patient ID Re-attending within 3 months - Children	37	444	8.3%	10.1%	11.2%	11.4%
% of FP17s for the same patient ID Re-attending within 3 months - Adults	66	662	10.0%	13.6%	14.8%	15.4%
% of FP17s for the same patient ID Re-attending between 3 & 9 months - Children	265	444	59.7%	60.9%	60.9%	59.8%
% of FP17s for the same patient ID Re-attending between 3 & 9 months - Adults	267	662	40.3%	50.7%	53.2%	52.1%
% of FP17s for Band 1 Urgent Courses	69	948	7.3%	9.1%	8.3%	9.2%
% of FP17s Relating to Free Repair or Replacements	3	948	0.3%	0.7%	0.7%	0.7%
% of FP17s Relating to Continuations	5	948	0.5%	0.8%	0.8%	0.8%
% of Patients satisfied with the dentistry they have received	1	1	N/A	93.0%	93.2%	93.4%
% of Patients satisfied with the time they had to wait for an appointment	1	1	N/A	87.2%	88.5%	87.6%

* This is based on patients treated on this contract for their most recent course of treatment.

Figures in italics indicate the base number of FP17s or Patient Questionnaire responses are less than 100. N/A is shown where the base number of responses is less than 10 during the period. % is calculated as Quantity/Base number*100

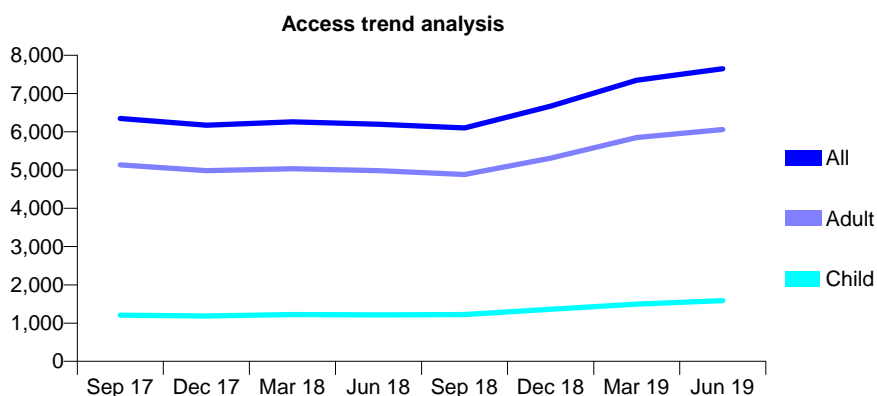
Q56 - Vital Signs At a Glance Contract Report for 185361/0001 - June 2019

Name or company name	Diss Dental Health Centre Limited
Contract type name	GDS Contract
Purpose of contract	General
Contract start date	01/04/2010
Contract end date	

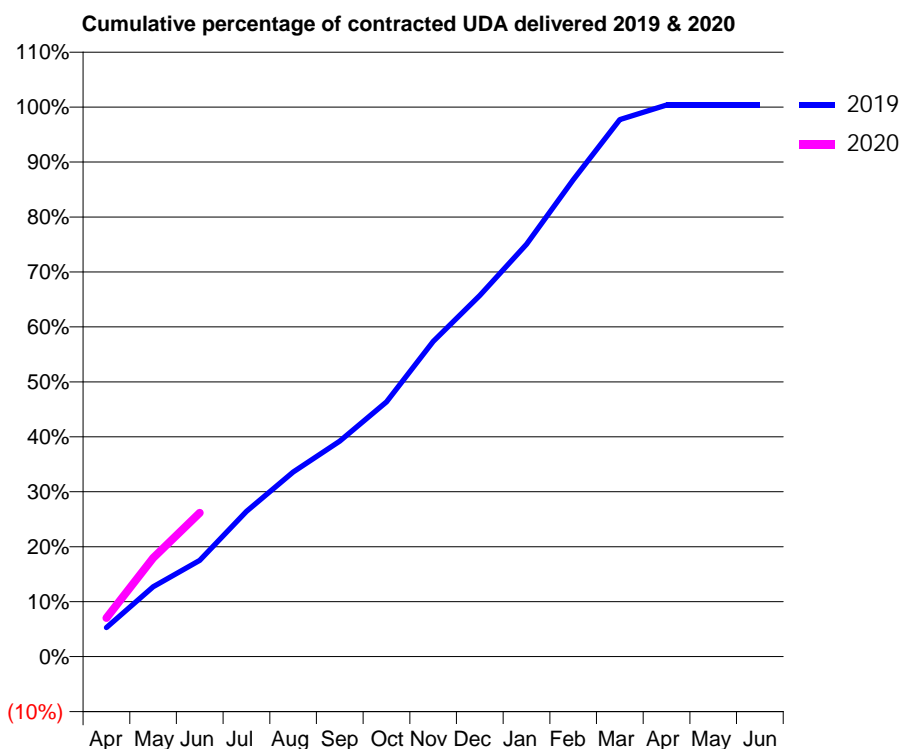
19/20 Contracted general activity (UDA)	17,060
Carry forward general activity (UDA)	0
19/20 Contracted orthodontic activity (UOA)	0
Carry forward orthodontic activity (UOA)	0
Baseline contract value	£456,109.68

ACCESS*

Patients seen in 24 months	Total	Change since previous quarter
Quarter ending June 2018	6,196	
Quarter ending September 2018	6,103	↓
Quarter ending December 2018	6,671	↑
Quarter ending March 2019	7,345	↑
Quarter ending June 2019	7,650	↑
Variance since June 2018	23.5%	↑



ACTIVITY



Month	Adjusted Scheduled Activity (UDA)	
	2019	2020
April	1,058	1,200
May	2,555	3,061
June	3,511	4,464
July	5,306	
August	6,737	
September	7,865	
October	9,299	
November	11,504	
December	13,184	
January	15,052	
February	17,404	
March	19,599	
April	20,130	
May	20,130	
June	20,130	

QUALITY

	Quantity	Base Number	Contract	AT	Region	England
% of FP17s for the same patient ID Re-attending within 3 months - Children	30	559	5.4%	10.1%	11.2%	11.4%
% of FP17s for the same patient ID Re-attending within 3 months - Adults	205	1,912	10.7%	13.6%	14.8%	15.4%
% of FP17s for the same patient ID Re-attending between 3 & 9 months - Children	311	559	55.6%	60.9%	60.9%	59.8%
% of FP17s for the same patient ID Re-attending between 3 & 9 months - Adults	909	1,912	47.5%	50.7%	53.2%	52.1%
% of FP17s for Band 1 Urgent Courses	105	2,222	4.7%	9.1%	8.3%	9.2%
% of FP17s Relating to Free Repair or Replacements	9	2,222	0.4%	0.7%	0.7%	0.7%
% of FP17s Relating to Continuations	17	2,222	0.8%	0.8%	0.8%	0.8%
% of Patients satisfied with the dentistry they have received	4	4	N/A	93.0%	93.2%	93.4%
% of Patients satisfied with the time they had to wait for an appointment	4	4	N/A	87.2%	88.5%	87.6%

* This is based on patients treated on this contract for their most recent course of treatment. Figures in italics indicate the base number of FP17s or Patient Questionnaire responses are less than 100. N/A is shown where the base number of responses is less than 10 during the period. % is calculated as Quantity/Base number*100

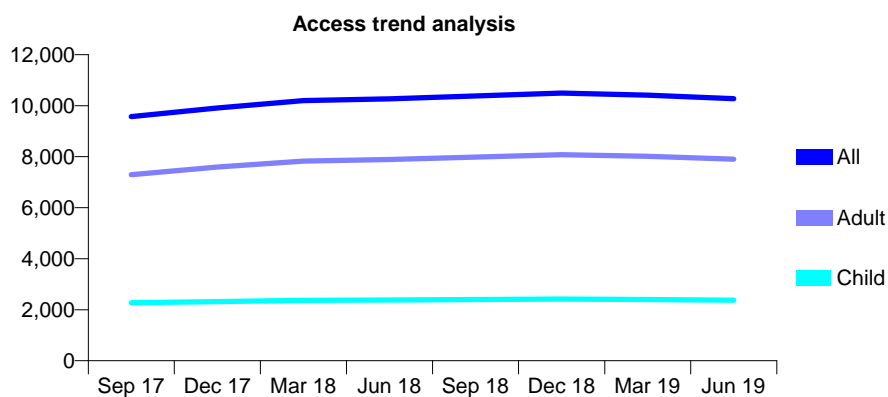
Q56 - Vital Signs At a Glance Contract Report for 185434/0001 - June 2019

Name or company name	Priory Park Dental Practice
Contract type name	GDS Contract
Purpose of contract	General
Contract start date	01/01/2016
Contract end date	

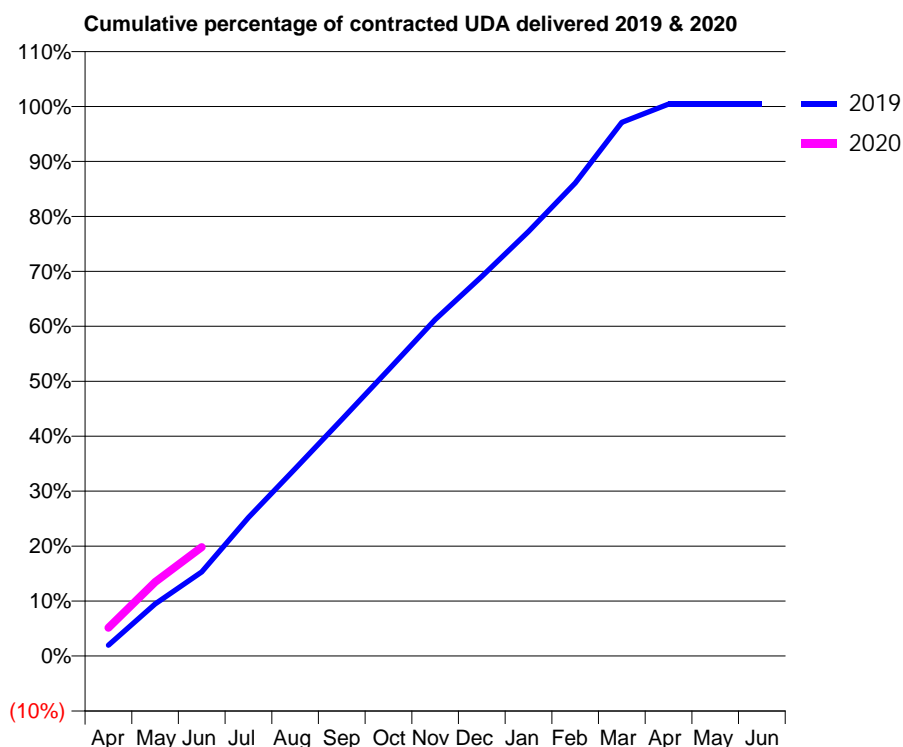
19/20 Contracted general activity (UDA)	28,201
Carry forward general activity (UDA)	0
19/20 Contracted orthodontic activity (UOA)	0
Carry forward orthodontic activity (UOA)	0
Baseline contract value	£987,548.52

ACCESS*

Patients seen in 24 months	Total	Change since previous quarter
Quarter ending June 2018	10,269	
Quarter ending September 2018	10,383	→
Quarter ending December 2018	10,493	→
Quarter ending March 2019	10,415	→
Quarter ending June 2019	10,279	↓
Variance since June 2018	0.1%	→



ACTIVITY



Month	Adjusted Scheduled Activity (UDA)	
	2019	2020
April	559	1,445
May	2,673	3,800
June	4,315	5,589
July	7,109	
August	9,613	
September	12,136	
October	14,688	
November	17,271	
December	19,480	
January	21,785	
February	24,272	
March	27,384	
April	28,321	
May	28,322	
June	28,320	

QUALITY

	Quantity	Base Number	Contract	AT	Region	England
% of FP17s for the same patient ID Re-attending within 3 months - Children	70	846	8.3%	10.1%	11.2%	11.4%
% of FP17s for the same patient ID Re-attending within 3 months - Adults	426	2,820	15.1%	13.6%	14.8%	15.4%
% of FP17s for the same patient ID Re-attending between 3 & 9 months - Children	589	846	69.6%	60.9%	60.9%	59.8%
% of FP17s for the same patient ID Re-attending between 3 & 9 months - Adults	1,877	2,820	66.6%	50.7%	53.2%	52.1%
% of FP17s for Band 1 Urgent Courses	246	3,189	7.7%	9.1%	8.3%	9.2%
% of FP17s Relating to Free Repair or Replacements	17	3,189	0.5%	0.7%	0.7%	0.7%
% of FP17s Relating to Continuations	45	3,189	1.4%	0.8%	0.8%	0.8%
% of Patients satisfied with the dentistry they have received	4	5	N/A	93.0%	93.2%	93.4%
% of Patients satisfied with the time they had to wait for an appointment	5	5	N/A	87.2%	88.5%	87.6%

* This is based on patients treated on this contract for their most recent course of treatment. Figures in italics indicate the base number of FP17s or Patient Questionnaire responses are less than 100. N/A is shown where the base number of responses is less than 10 during the period. % is calculated as Quantity/Base number*100

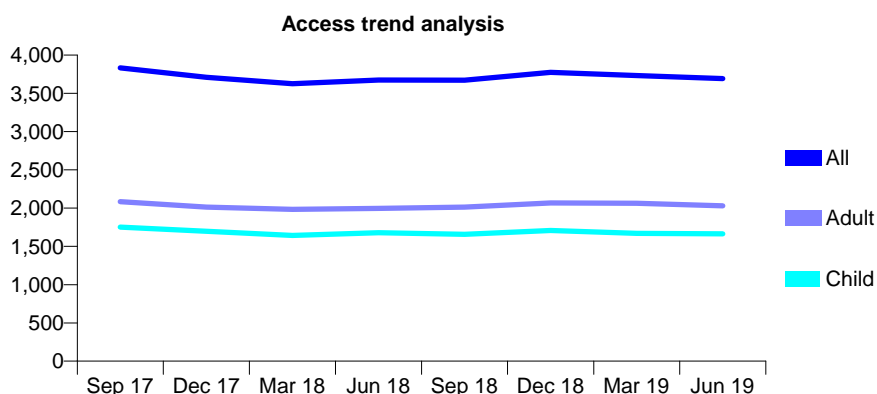
Q56 - Vital Signs At a Glance Contract Report for 185671/0001 - June 2019

Name or company name	Community Dental Services CIC
Contract type name	PDS Contract
Purpose of contract	General
Contract start date	01/10/2012
Contract end date	30/09/2019

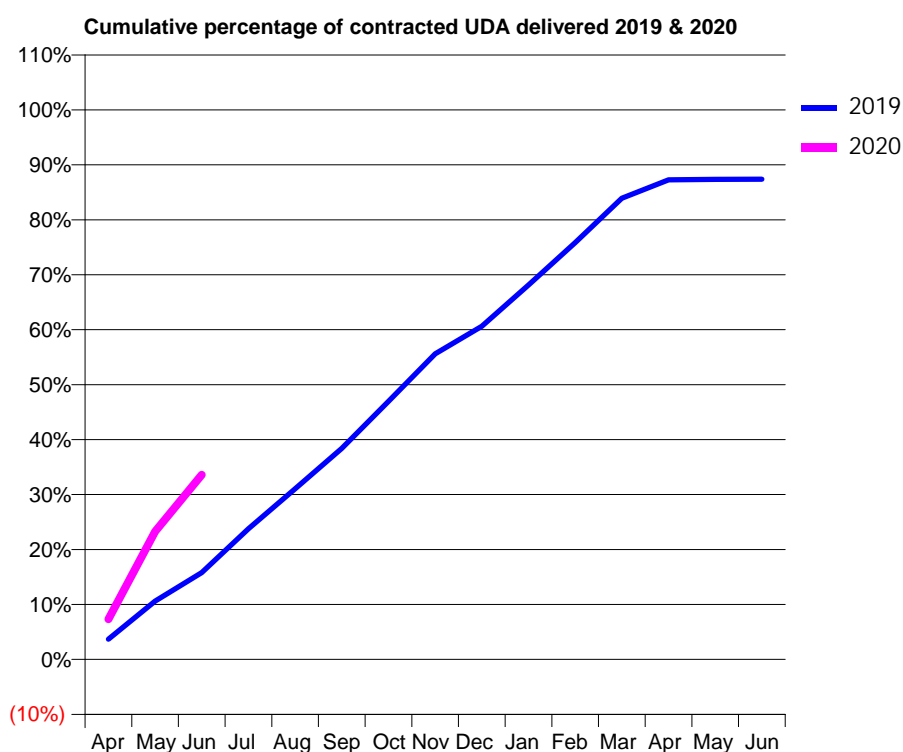
19/20 Contracted general activity (UDA)	4,592
Carry forward general activity (UDA)	0
19/20 Contracted orthodontic activity (UOA)	0
Carry forward orthodontic activity (UOA)	0
Baseline contract value	£832,836.59

ACCESS*

Patients seen in 24 months	Total	Change since previous quarter
Quarter ending June 2018	3,674	
Quarter ending September 2018	3,671	→
Quarter ending December 2018	3,775	↑
Quarter ending March 2019	3,732	↓
Quarter ending June 2019	3,692	↓
Variance since June 2018	0.5%	→



ACTIVITY



Month	2019	2020
April	338	336
May	976	1,069
June	1,451	1,543
July	2,184	
August	2,851	
September	3,527	
October	4,313	
November	5,107	
December	5,568	
January	6,257	
February	6,965	
March	7,707	
April	8,014	
May	8,020	
June	8,022	

QUALITY

	Quantity	Base Number	Contract	AT	Region	England
% of FP17s for the same patient ID Re-attending within 3 months - Children	46	721	6.4%	10.1%	11.2%	11.4%
% of FP17s for the same patient ID Re-attending within 3 months - Adults	66	655	10.1%	13.6%	14.8%	15.4%
% of FP17s for the same patient ID Re-attending between 3 & 9 months - Children	361	721	50.1%	60.9%	60.9%	59.8%
% of FP17s for the same patient ID Re-attending between 3 & 9 months - Adults	356	655	54.4%	50.7%	53.2%	52.1%
% of FP17s for Band 1 Urgent Courses	59	1,033	5.7%	9.1%	8.3%	9.2%
% of FP17s Relating to Free Repair or Replacements	0	1,033	0.0%	0.7%	0.7%	0.7%
% of FP17s Relating to Continuations	9	1,033	0.9%	0.8%	0.8%	0.8%
% of Patients satisfied with the dentistry they have received	5	6	N/A	93.0%	93.2%	93.4%
% of Patients satisfied with the time they had to wait for an appointment	5	6	N/A	87.2%	88.5%	87.6%

* This is based on patients treated on this contract for their most recent course of treatment. Figures in italics indicate the base number of FP17s or Patient Questionnaire responses are less than 100. N/A is shown where the base number of responses is less than 10 during the period. % is calculated as Quantity/Base number*100

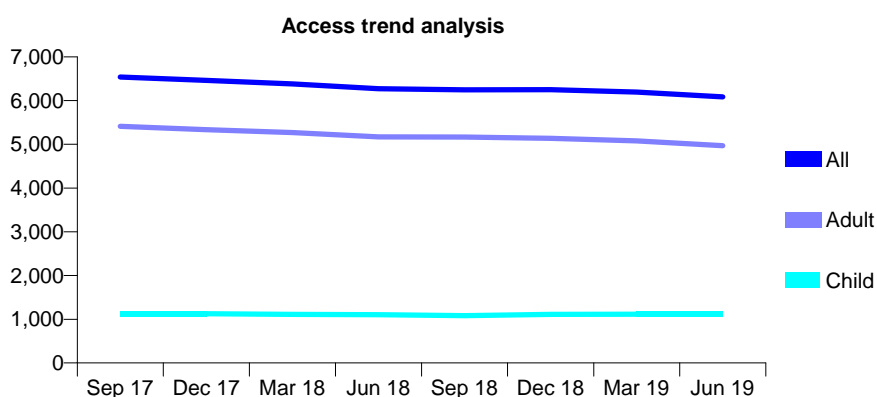
Q56 - Vital Signs At a Glance Contract Report for 185787/0001 - June 2019

Name or company name	Compass Clinic Limited
Contract type name	PDS Plus Contract
Purpose of contract	General
Contract start date	01/05/2010
Contract end date	31/03/2020

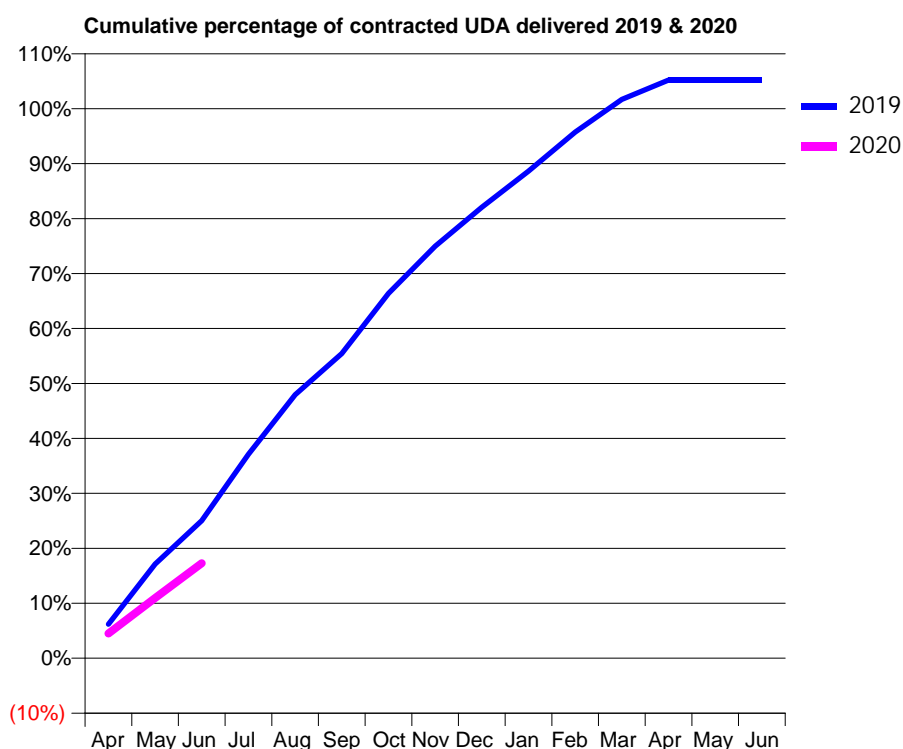
19/20 Contracted general activity (UDA)	21,500
Carry forward general activity (UDA)	0
19/20 Contracted orthodontic activity (UOA)	0
Carry forward orthodontic activity (UOA)	0
Baseline contract value	£611,694.05

ACCESS*

Patients seen in 24 months	Total	Change since previous quarter
Quarter ending June 2018	6,272	
Quarter ending September 2018	6,246	→
Quarter ending December 2018	6,248	→
Quarter ending March 2019	6,193	→
Quarter ending June 2019	6,085	↓
Variance since June 2018	(3.0%)	↓



ACTIVITY



Month	2019	2020
April	1,331	969
May	3,685	2,360
June	5,384	3,718
July	7,979	
August	10,314	
September	11,919	
October	14,271	
November	16,119	
December	17,645	
January	19,055	
February	20,584	
March	21,864	
April	22,619	
May	22,622	
June	22,622	

QUALITY

	Quantity	Base Number	Contract	AT	Region	England
% of FP17s for the same patient ID Re-attending within 3 months - Children	28	466	6.0%	10.1%	11.2%	11.4%
% of FP17s for the same patient ID Re-attending within 3 months - Adults	303	1,772	17.1%	13.6%	14.8%	15.4%
% of FP17s for the same patient ID Re-attending between 3 & 9 months - Children	234	466	50.2%	60.9%	60.9%	59.8%
% of FP17s for the same patient ID Re-attending between 3 & 9 months - Adults	882	1,772	49.8%	50.7%	53.2%	52.1%
% of FP17s for Band 1 Urgent Courses	169	1,822	9.3%	9.1%	8.3%	9.2%
% of FP17s Relating to Free Repair or Replacements	37	1,822	2.0%	0.7%	0.7%	0.7%
% of FP17s Relating to Continuations	27	1,822	1.5%	0.8%	0.8%	0.8%
% of Patients satisfied with the dentistry they have received	1	1	N/A	93.0%	93.2%	93.4%
% of Patients satisfied with the time they had to wait for an appointment	1	1	N/A	87.2%	88.5%	87.6%

* This is based on patients treated on this contract for their most recent course of treatment.

Figures in italics indicate the base number of FP17s or Patient Questionnaire responses are less than 100. N/A is shown where the base number of responses is less than 10 during the period. % is calculated as Quantity/Base number*100

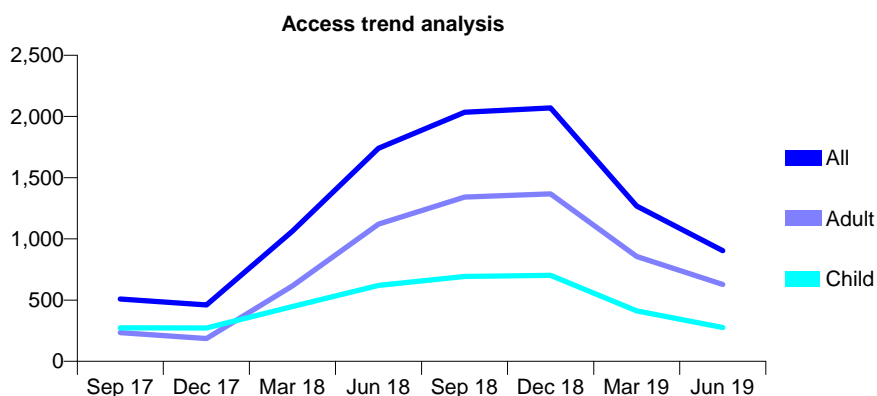
Q56 - Vital Signs At a Glance Contract Report for 187941/0001 - June 2019

Name or company name	Onefiveseven Partnership
Contract type name	GDS Contract
Purpose of contract	General
Contract start date	12/10/2009
Contract end date	

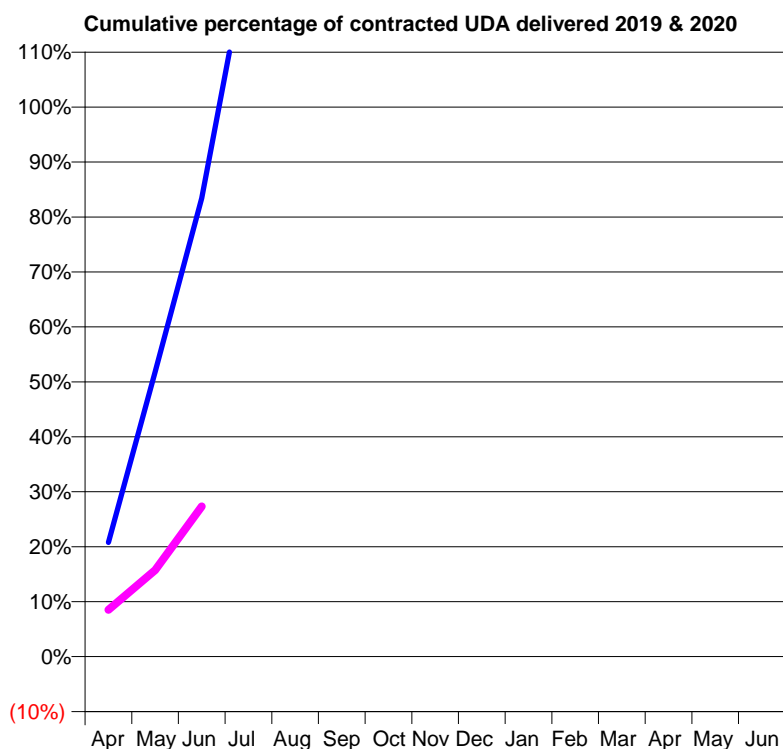
19/20 Contracted general activity (UDA)	1,735
Carry forward general activity (UDA)	0
19/20 Contracted orthodontic activity (UOA)	0
Carry forward orthodontic activity (UOA)	0
Baseline contract value	£43,931.40

ACCESS*

Patients seen in 24 months	Total	Change since previous quarter
Quarter ending June 2018	1,740	
Quarter ending September 2018	2,034	↑
Quarter ending December 2018	2,070	→
Quarter ending March 2019	1,269	↓
Quarter ending June 2019	904	↓
Variance since June 2018	(48.0%)	↓



ACTIVITY



Month	Adjusted Scheduled Activity (UDA)	
	2019	2020
April	361	148
May	899	273
June	1,447	474
July	2,227	
August	2,798	
September	3,329	
October	3,793	
November	4,183	
December	4,587	
January	4,649	
February	4,656	
March	4,669	
April	4,685	
May	4,688	
June	4,688	

QUALITY

	Quantity	Base Number	Contract	AT	Region	England
% of FP17s for the same patient ID Re-attending within 3 months - Children	2	84	2.4%	10.1%	11.2%	11.4%
% of FP17s for the same patient ID Re-attending within 3 months - Adults	1	169	0.6%	13.6%	14.8%	15.4%
% of FP17s for the same patient ID Re-attending between 3 & 9 months - Children	36	84	42.9%	60.9%	60.9%	59.8%
% of FP17s for the same patient ID Re-attending between 3 & 9 months - Adults	97	169	57.4%	50.7%	53.2%	52.1%
% of FP17s for Band 1 Urgent Courses	22	249	8.8%	9.1%	8.3%	9.2%
% of FP17s Relating to Free Repair or Replacements	0	249	0.0%	0.7%	0.7%	0.7%
% of FP17s Relating to Continuations	0	249	0.0%	0.8%	0.8%	0.8%
% of Patients satisfied with the dentistry they have received	1	1	N/A	93.0%	93.2%	93.4%
% of Patients satisfied with the time they had to wait for an appointment	1	1	N/A	87.2%	88.5%	87.6%

* This is based on patients treated on this contract for their most recent course of treatment. Figures in italics indicate the base number of FP17s or Patient Questionnaire responses are less than 100. N/A is shown where the base number of responses is less than 10 during the period. % is calculated as Quantity/Base number*100

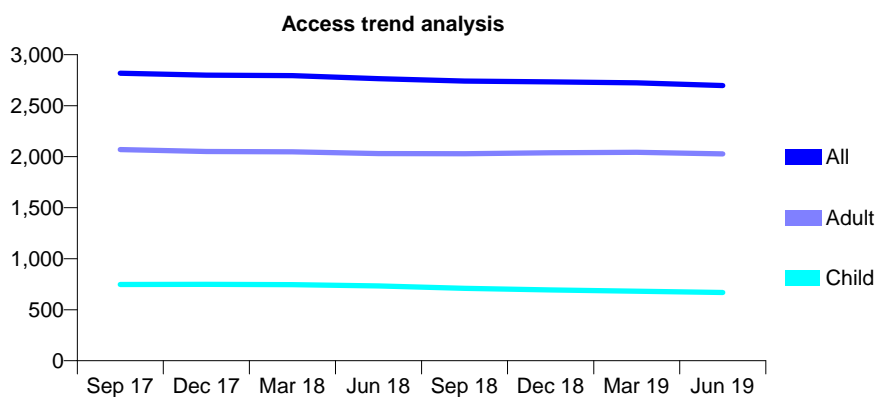
Q56 - Vital Signs At a Glance Contract Report for 188301/0001 - June 2019

Name or company name	Capel Dental Ltd
Contract type name	GDS Contract
Purpose of contract	General and Orthodontic
Contract start date	01/09/2007
Contract end date	

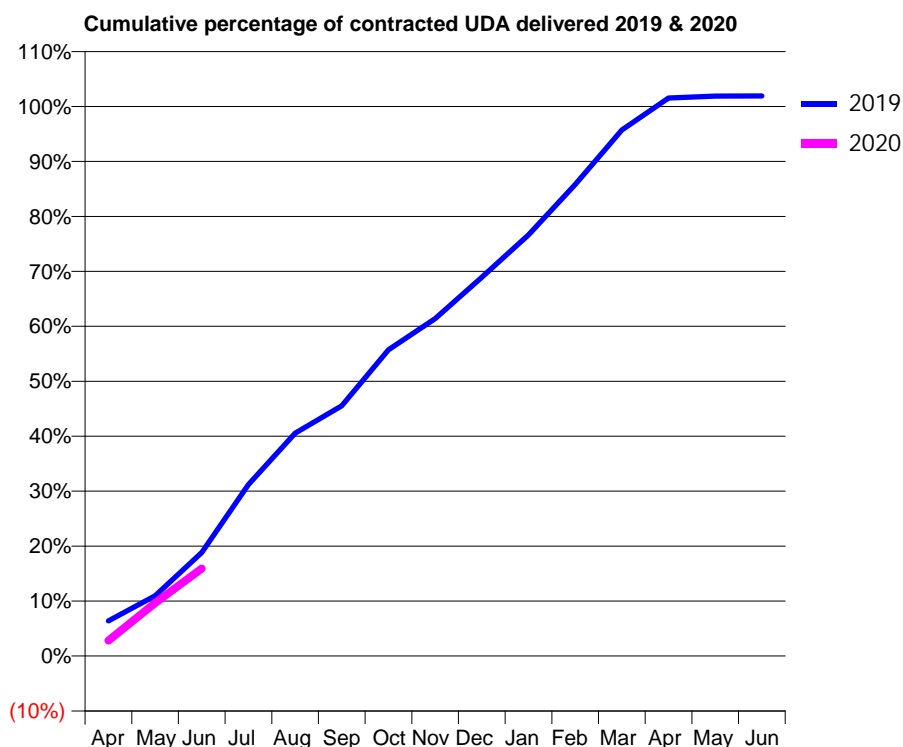
19/20 Contracted general activity (UDA)	5,612
Carry forward general activity (UDA)	0
19/20 Contracted orthodontic activity (UOA)	0
Carry forward orthodontic activity (UOA)	0
Baseline contract value	£162,476.57

ACCESS*

Patients seen in 24 months	Total	Change since previous quarter
Quarter ending June 2018	2,764	
Quarter ending September 2018	2,740	→
Quarter ending December 2018	2,733	→
Quarter ending March 2019	2,724	→
Quarter ending June 2019	2,697	→
Variance since June 2018	(2.4%)	↓



ACTIVITY



Month	Adjusted Scheduled Activity (UDA)	
	2019	2020
April	358	159
May	617	541
June	1,056	894
July	1,750	
August	2,277	
September	2,556	
October	3,127	
November	3,446	
December	3,869	
January	4,300	
February	4,816	
March	5,371	
April	5,699	
May	5,718	
June	5,719	

QUALITY

	Quantity	Base Number	Contract	AT	Region	England
% of FP17s for the same patient ID Re-attending within 3 months - Children	13	231	5.6%	10.1%	11.2%	11.4%
% of FP17s for the same patient ID Re-attending within 3 months - Adults	73	703	10.4%	13.6%	14.8%	15.4%
% of FP17s for the same patient ID Re-attending between 3 & 9 months - Children	180	231	77.9%	60.9%	60.9%	59.8%
% of FP17s for the same patient ID Re-attending between 3 & 9 months - Adults	453	703	64.4%	50.7%	53.2%	52.1%
% of FP17s for Band 1 Urgent Courses	27	497	5.4%	9.1%	8.3%	9.2%
% of FP17s Relating to Free Repair or Replacements	6	497	1.2%	0.7%	0.7%	0.7%
% of FP17s Relating to Continuations	5	497	1.0%	0.8%	0.8%	0.8%
% of Patients satisfied with the dentistry they have received	7	7	N/A	93.0%	93.2%	93.4%
% of Patients satisfied with the time they had to wait for an appointment	7	7	N/A	87.2%	88.5%	87.6%

* This is based on patients treated on this contract for their most recent course of treatment. Figures in italics indicate the base number of FP17s or Patient Questionnaire responses are less than 100. N/A is shown where the base number of responses is less than 10 during the period. % is calculated as Quantity/Base number*100

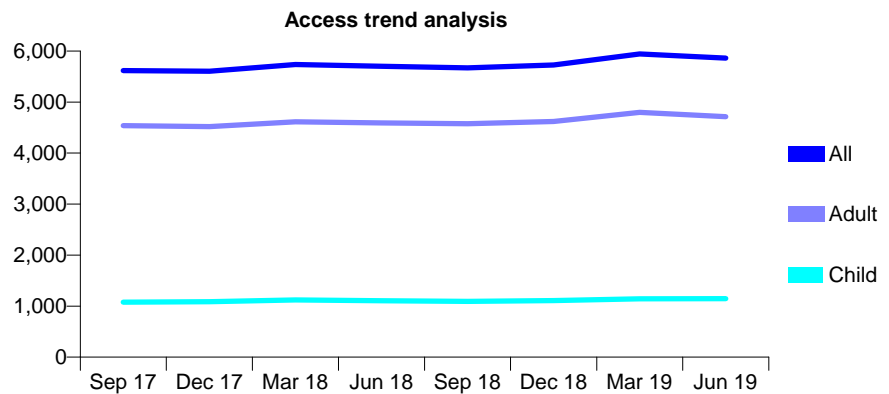
Q56 - Vital Signs At a Glance Contract Report for 189677/0001 - June 2019

Name or company name	Dr Jai Prathap Reddy
Contract type name	GDS Contract
Purpose of contract	General
Contract start date	01/03/2015
Contract end date	

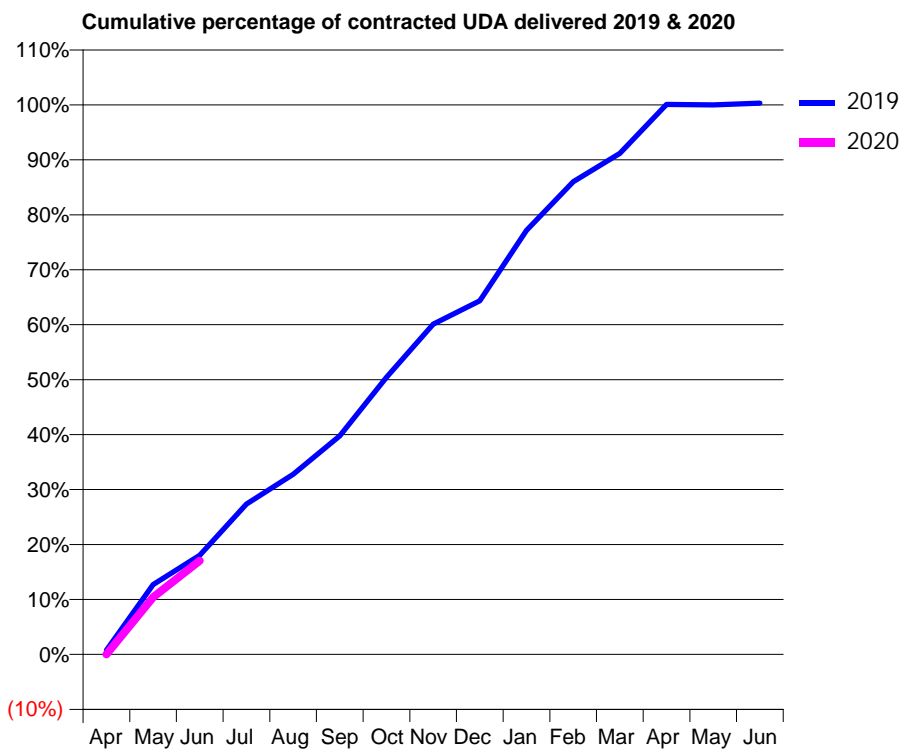
19/20 Contracted general activity (UDA)	14,985
Carry forward general activity (UDA)	0
19/20 Contracted orthodontic activity (UOA)	0
Carry forward orthodontic activity (UOA)	0
Baseline contract value	£424,067.42

ACCESS*

Patients seen in 24 months	Total	Change since previous quarter
Quarter ending June 2018	5,701	
Quarter ending September 2018	5,670	→
Quarter ending December 2018	5,727	→
Quarter ending March 2019	5,944	↑
Quarter ending June 2019	5,862	↓
Variance since June 2018	2.8%	↑



ACTIVITY



Month	2019	2020
April	120	0
May	1,907	1,560
June	2,702	2,554
July	4,099	
August	4,911	
September	5,959	
October	7,558	
November	9,006	
December	9,641	
January	11,561	
February	12,888	
March	13,659	
April	14,996	
May	14,986	
June	15,032	

QUALITY

	Quantity	Base Number	Contract	AT	Region	England
% of FP17s for the same patient ID Re-attending within 3 months - Children	35	466	7.5%	10.1%	11.2%	11.4%
% of FP17s for the same patient ID Re-attending within 3 months - Adults	193	1,793	10.8%	13.6%	14.8%	15.4%
% of FP17s for the same patient ID Re-attending between 3 & 9 months - Children	274	466	58.8%	60.9%	60.9%	59.8%
% of FP17s for the same patient ID Re-attending between 3 & 9 months - Adults	1,078	1,793	60.1%	50.7%	53.2%	52.1%
% of FP17s for Band 1 Urgent Courses	87	1,522	5.7%	9.1%	8.3%	9.2%
% of FP17s Relating to Free Repair or Replacements	19	1,522	1.2%	0.7%	0.7%	0.7%
% of FP17s Relating to Continuations	15	1,522	1.0%	0.8%	0.8%	0.8%
% of Patients satisfied with the dentistry they have received	2	2	N/A	93.0%	93.2%	93.4%
% of Patients satisfied with the time they had to wait for an appointment	2	2	N/A	87.2%	88.5%	87.6%

* This is based on patients treated on this contract for their most recent course of treatment. Figures in italics indicate the base number of FP17s or Patient Questionnaire responses are less than 100. N/A is shown where the base number of responses is less than 10 during the period. % is calculated as Quantity/Base number*100

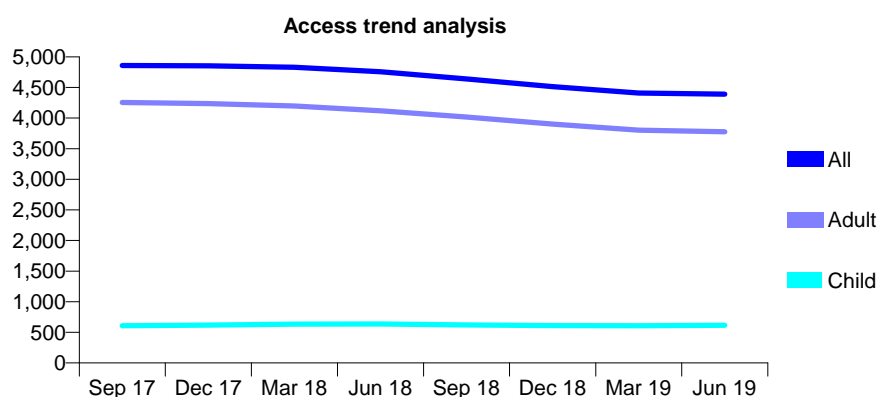
Q56 - Vital Signs At a Glance Contract Report for 189901/0002 - June 2019

Name or company name	Enslin Limited
Contract type name	GDS Contract
Purpose of contract	General
Contract start date	01/04/2013
Contract end date	

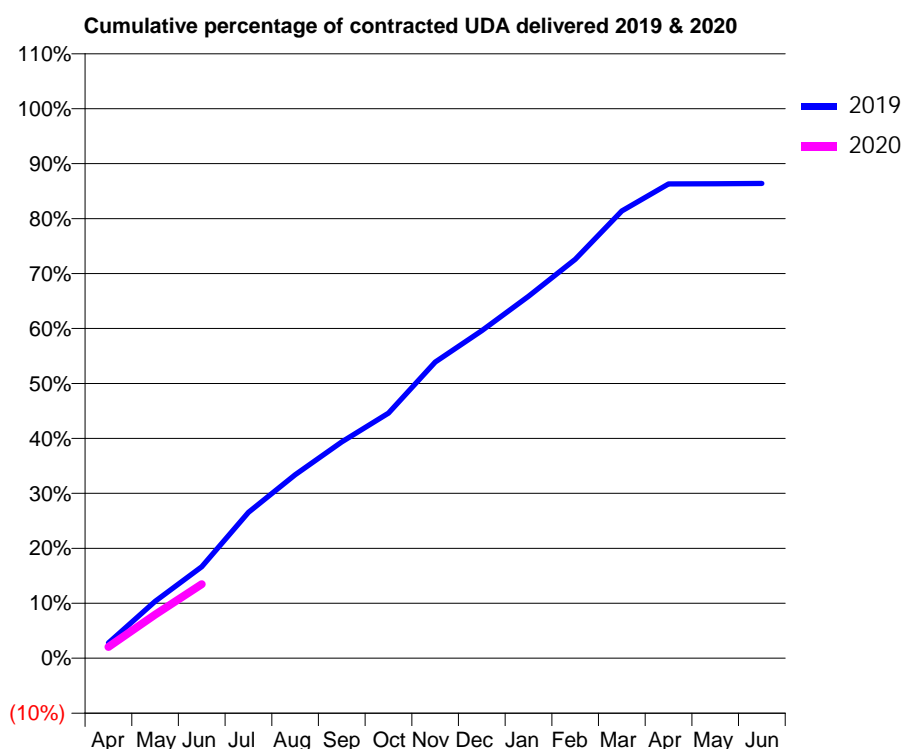
19/20 Contracted general activity (UDA)	15,500
Carry forward general activity (UDA)	0
19/20 Contracted orthodontic activity (UOA)	0
Carry forward orthodontic activity (UOA)	0
Baseline contract value	£396,788.17

ACCESS*

Patients seen in 24 months	Total	Change since previous quarter
Quarter ending June 2018	4,757	
Quarter ending September 2018	4,640	↓
Quarter ending December 2018	4,514	↓
Quarter ending March 2019	4,409	↓
Quarter ending June 2019	4,392	→
Variance since June 2018	(7.7%)	↓



ACTIVITY



Month	2019	2020
April	431	317
May	1,605	1,230
June	2,583	2,088
July	4,119	
August	5,179	
September	6,104	
October	6,911	
November	8,351	
December	9,238	
January	10,206	
February	11,252	
March	12,614	
April	13,377	
May	13,382	
June	13,392	

QUALITY

	Quantity	Base Number	Contract	AT	Region	England
% of FP17s for the same patient ID Re-attending within 3 months - Children	7	195	3.6%	10.1%	11.2%	11.4%
% of FP17s for the same patient ID Re-attending within 3 months - Adults	199	1,331	15.0%	13.6%	14.8%	15.4%
% of FP17s for the same patient ID Re-attending between 3 & 9 months - Children	131	195	67.2%	60.9%	60.9%	59.8%
% of FP17s for the same patient ID Re-attending between 3 & 9 months - Adults	742	1,331	55.7%	50.7%	53.2%	52.1%
% of FP17s for Band 1 Urgent Courses	92	1,283	7.2%	9.1%	8.3%	9.2%
% of FP17s Relating to Free Repair or Replacements	8	1,283	0.6%	0.7%	0.7%	0.7%
% of FP17s Relating to Continuations	14	1,283	1.1%	0.8%	0.8%	0.8%
% of Patients satisfied with the dentistry they have received	3	3	N/A	93.0%	93.2%	93.4%
% of Patients satisfied with the time they had to wait for an appointment	3	3	N/A	87.2%	88.5%	87.6%

* This is based on patients treated on this contract for their most recent course of treatment.

Figures in italics indicate the base number of FP17s or Patient Questionnaire responses are less than 100. N/A is shown where the base number of responses is less than 10 during the period. % is calculated as Quantity/Base number*100

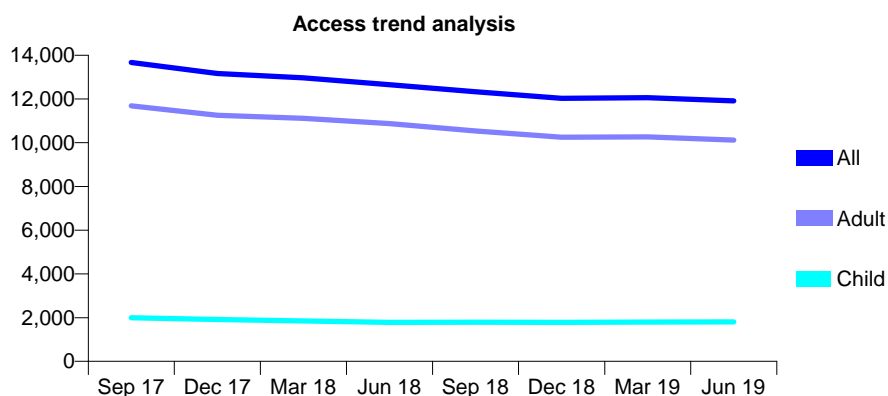
Q56 - Vital Signs At a Glance Contract Report for 190241/0001 - June 2019

Name or company name	CCS Dental Service
Contract type name	PDS Contract
Purpose of contract	General and Orthodontic
Contract start date	01/04/2010
Contract end date	30/09/2019

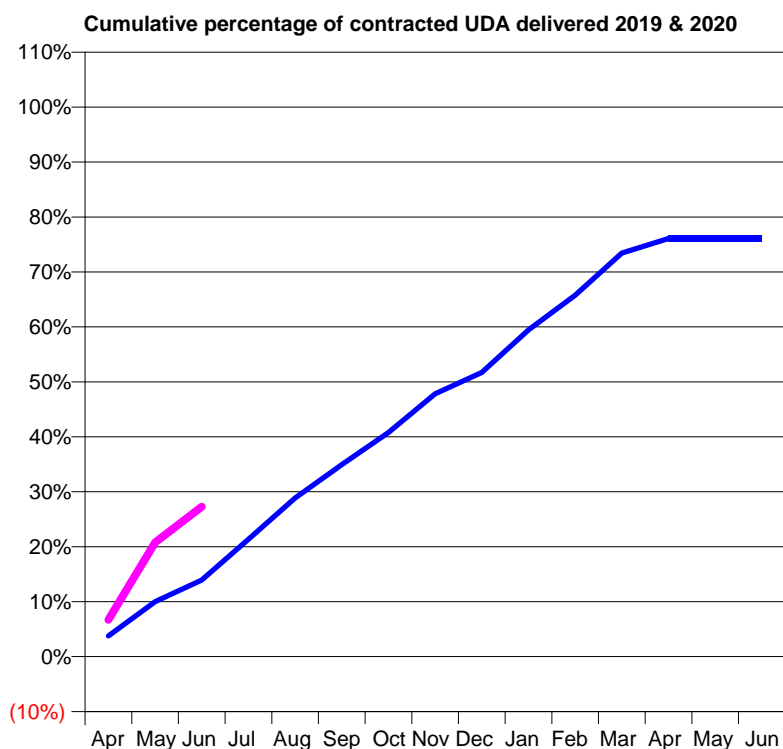
19/20 Contracted general activity (UDA)	11,933
Carry forward general activity (UDA)	0
19/20 Contracted orthodontic activity (UOA)	210
Carry forward orthodontic activity (UOA)	0
Baseline contract value	£1,342,344.15

ACCESS*

Patients seen in 24 months	Total	Change since previous quarter
Quarter ending June 2018	12,657	
Quarter ending September 2018	12,331	↓
Quarter ending December 2018	12,033	↓
Quarter ending March 2019	12,060	→
Quarter ending June 2019	11,916	↓
Variance since June 2018	(5.9%)	↓



ACTIVITY



Month	Adjusted Scheduled Activity (UDA)	
	2019	2020
April	899	802
May	2,389	2,481
June	3,325	3,254
July	5,098	
August	6,894	
September	8,339	
October	9,731	
November	11,415	
December	12,341	
January	14,184	
February	15,698	
March	17,530	
April	18,158	
May	18,158	
June	18,158	

QUALITY

	Quantity	Base Number	Contract	AT	Region	England
% of FP17s for the same patient ID Re-attending within 3 months - Children	70	643	10.9%	10.1%	11.2%	11.4%
% of FP17s for the same patient ID Re-attending within 3 months - Adults	191	2,086	9.2%	13.6%	14.8%	15.4%
% of FP17s for the same patient ID Re-attending between 3 & 9 months - Children	131	643	20.4%	60.9%	60.9%	59.8%
% of FP17s for the same patient ID Re-attending between 3 & 9 months - Adults	284	2,086	13.6%	50.7%	53.2%	52.1%
% of FP17s for Band 1 Urgent Courses	1,603	2,248	71.3%	9.1%	8.3%	9.2%
% of FP17s Relating to Free Repair or Replacements	0	2,248	0.0%	0.7%	0.7%	0.7%
% of FP17s Relating to Continuations	0	2,248	0.0%	0.8%	0.8%	0.8%
% of Patients satisfied with the dentistry they have received	2	2	N/A	93.0%	93.2%	93.4%
% of Patients satisfied with the time they had to wait for an appointment	2	2	N/A	87.2%	88.5%	87.6%

* This is based on patients treated on this contract for their most recent course of treatment. Figures in italics indicate the base number of FP17s or Patient Questionnaire responses are less than 100. N/A is shown where the base number of responses is less than 10 during the period. % is calculated as Quantity/Base number*100

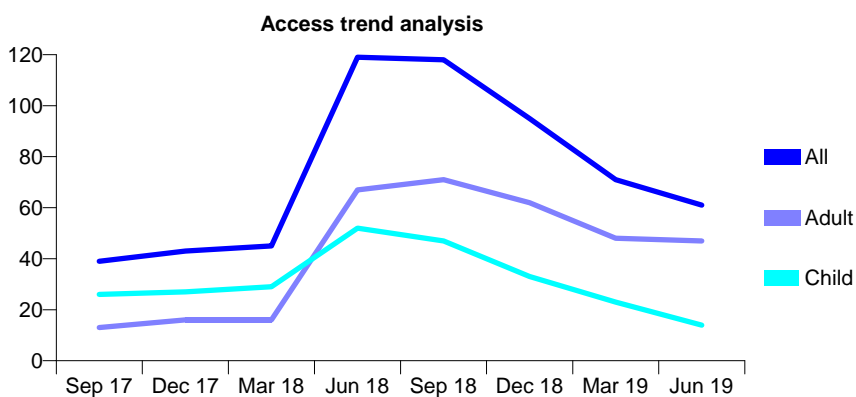
Q56 - Vital Signs At a Glance Contract Report for 190241/0004 - June 2019

Name or company name	CCS Dental Service
Contract type name	PDS Contract
Purpose of contract	General
Contract start date	01/04/2014
Contract end date	30/09/2019

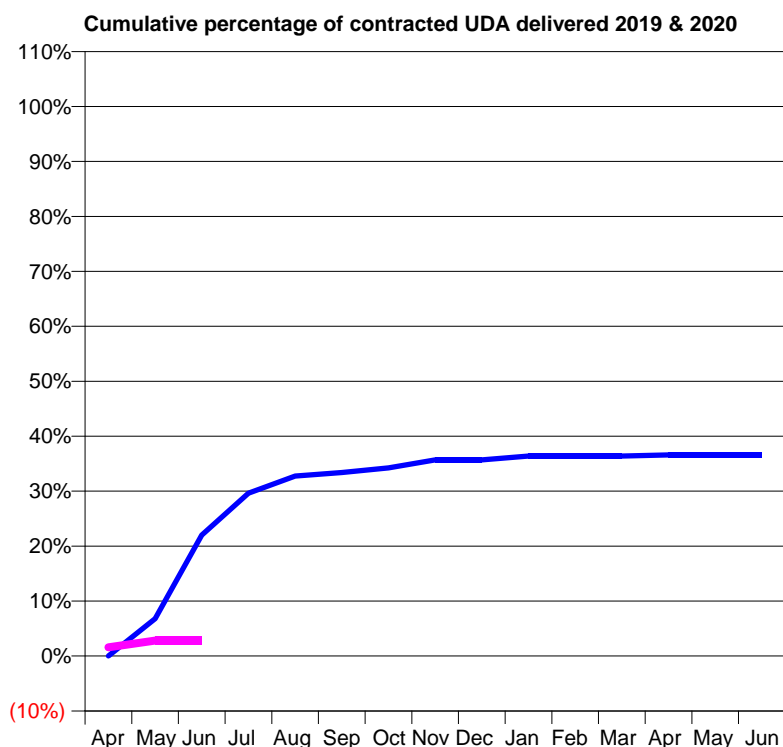
19/20 Contracted general activity (UDA)	250
Carry forward general activity (UDA)	0
19/20 Contracted orthodontic activity (UOA)	0
Carry forward orthodontic activity (UOA)	0
Baseline contract value	£8,048.92

ACCESS*

Patients seen in 24 months	Total	Change since previous quarter
Quarter ending June 2018	119	
Quarter ending September 2018	118	→
Quarter ending December 2018	95	↓
Quarter ending March 2019	71	↓
Quarter ending June 2019	61	↓
Variance since June 2018	(48.7%)	↓



ACTIVITY



Month	Adjusted Scheduled Activity (UDA)	
	2019	2020
April	0	4
May	34	7
June	110	7
July	148	
August	164	
September	167	
October	171	
November	178	
December	178	
January	182	
February	182	
March	182	
April	183	
May	183	
June	183	

QUALITY

	Quantity	Base Number	Contract	AT	Region	England
% of FP17s for the same patient ID Re-attending within 3 months - Children	0	2	0.0%	10.1%	11.2%	11.4%
% of FP17s for the same patient ID Re-attending within 3 months - Adults	0	2	0.0%	13.6%	14.8%	15.4%
% of FP17s for the same patient ID Re-attending between 3 & 9 months - Children	0	2	0.0%	60.9%	60.9%	59.8%
% of FP17s for the same patient ID Re-attending between 3 & 9 months - Adults	0	2	0.0%	50.7%	53.2%	52.1%
% of FP17s for Band 1 Urgent Courses	0	3	0.0%	9.1%	8.3%	9.2%
% of FP17s Relating to Free Repair or Replacements	0	3	0.0%	0.7%	0.7%	0.7%
% of FP17s Relating to Continuations	0	3	0.0%	0.8%	0.8%	0.8%
% of Patients satisfied with the dentistry they have received	0	0	N/A	93.0%	93.2%	93.4%
% of Patients satisfied with the time they had to wait for an appointment	0	0	N/A	87.2%	88.5%	87.6%

* This is based on patients treated on this contract for their most recent course of treatment. Figures in italics indicate the base number of FP17s or Patient Questionnaire responses are less than 100. N/A is shown where the base number of responses is less than 10 during the period. % is calculated as Quantity/Base number*100

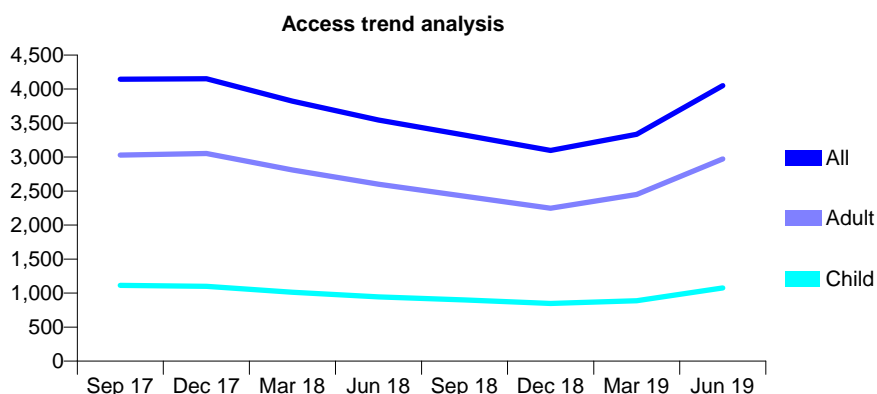
Q56 - Vital Signs At a Glance Contract Report for 190713/0001 - June 2019

Name or company name	Mazdak Eyrumlu and Azad Eyrumlu
Contract type name	GDS Contract
Purpose of contract	General
Contract start date	01/04/2011
Contract end date	

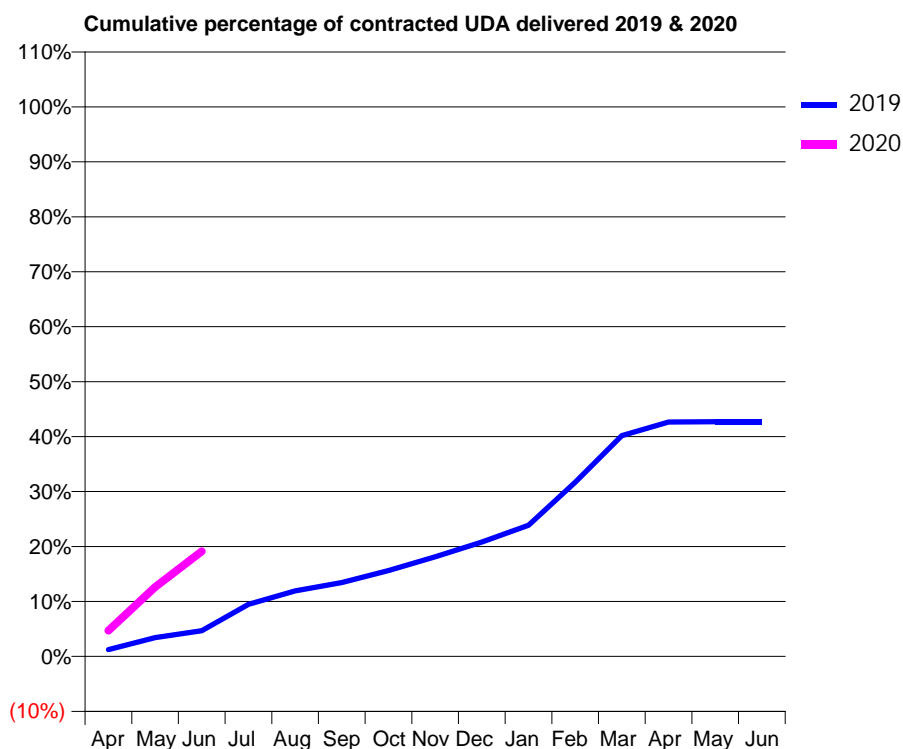
19/20 Contracted general activity (UDA)	16,000
Carry forward general activity (UDA)	0
19/20 Contracted orthodontic activity (UOA)	0
Carry forward orthodontic activity (UOA)	0
Baseline contract value	£451,727.53

ACCESS*

Patients seen in 24 months	Total	Change since previous quarter
Quarter ending June 2018	3,545	
Quarter ending September 2018	3,325	↓
Quarter ending December 2018	3,098	↓
Quarter ending March 2019	3,337	↑
Quarter ending June 2019	4,050	↑
Variance since June 2018	14.2%	↑



ACTIVITY



Month	2019	2020
April	201	755
May	551	2,020
June	747	3,056
July	1,516	
August	1,909	
September	2,153	
October	2,504	
November	2,902	
December	3,329	
January	3,820	
February	5,073	
March	6,427	
April	6,824	
May	6,833	
June	6,836	

QUALITY

	Quantity	Base Number	Contract	AT	Region	England
% of FP17s for the same patient ID Re-attending within 3 months - Children	26	411	6.3%	10.1%	11.2%	11.4%
% of FP17s for the same patient ID Re-attending within 3 months - Adults	104	1,066	9.8%	13.6%	14.8%	15.4%
% of FP17s for the same patient ID Re-attending between 3 & 9 months - Children	121	411	29.4%	60.9%	60.9%	59.8%
% of FP17s for the same patient ID Re-attending between 3 & 9 months - Adults	177	1,066	16.6%	50.7%	53.2%	52.1%
% of FP17s for Band 1 Urgent Courses	75	1,317	5.7%	9.1%	8.3%	9.2%
% of FP17s Relating to Free Repair or Replacements	8	1,317	0.6%	0.7%	0.7%	0.7%
% of FP17s Relating to Continuations	19	1,317	1.4%	0.8%	0.8%	0.8%
% of Patients satisfied with the dentistry they have received	2	2	N/A	93.0%	93.2%	93.4%
% of Patients satisfied with the time they had to wait for an appointment	0	2	N/A	87.2%	88.5%	87.6%

* This is based on patients treated on this contract for their most recent course of treatment. Figures in italics indicate the base number of FP17s or Patient Questionnaire responses are less than 100. N/A is shown where the base number of responses is less than 10 during the period. % is calculated as Quantity/Base number*100

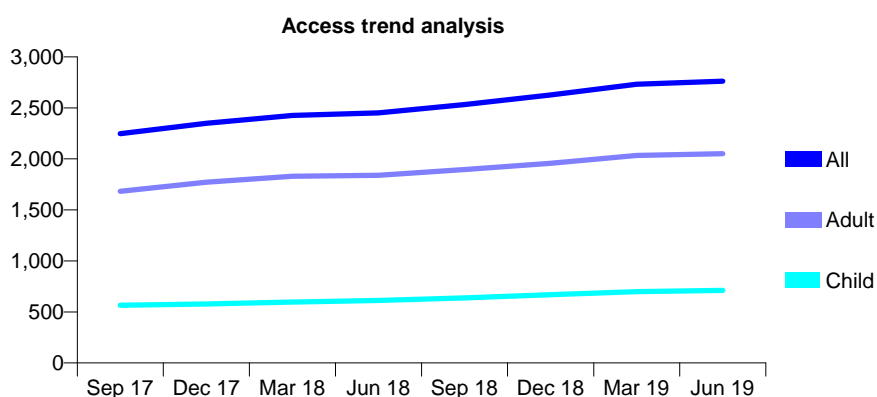
Q56 - Vital Signs At a Glance Contract Report for 190721/0001 - June 2019

Name or company name	Lisalina Smile Clinic Limited
Contract type name	GDS Contract
Purpose of contract	General
Contract start date	01/03/2014
Contract end date	

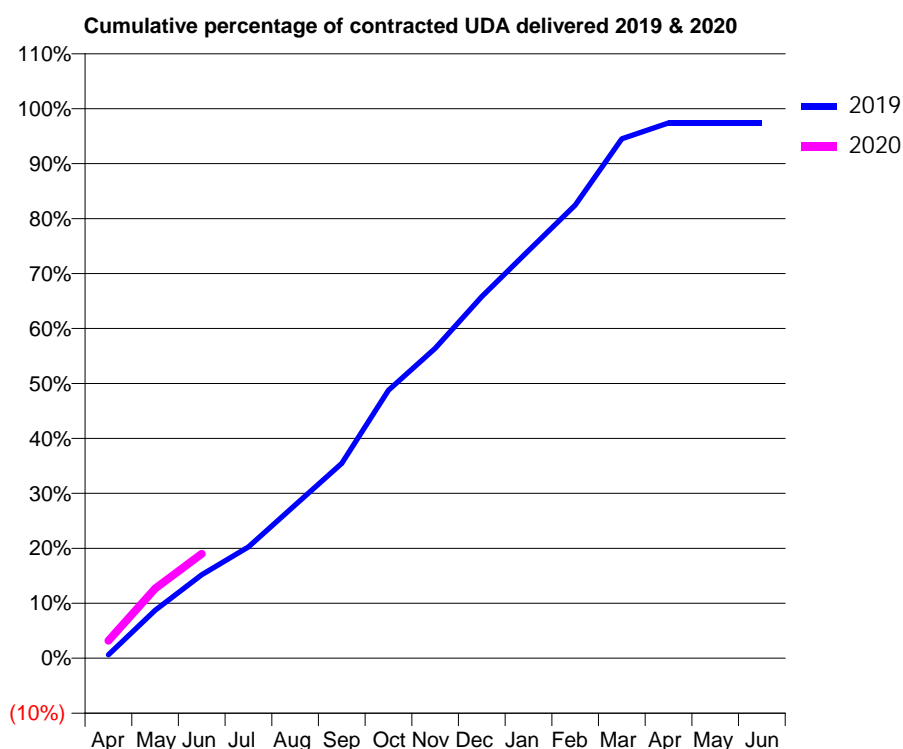
19/20 Contracted general activity (UDA)	8,013
Carry forward general activity (UDA)	0
19/20 Contracted orthodontic activity (UOA)	0
Carry forward orthodontic activity (UOA)	0
Baseline contract value	£190,389.19

ACCESS*

Patients seen in 24 months	Total	Change since previous quarter
Quarter ending June 2018	2,452	
Quarter ending September 2018	2,533	↑
Quarter ending December 2018	2,627	↑
Quarter ending March 2019	2,732	↑
Quarter ending June 2019	2,762	→
Variance since June 2018	12.6%	↑



ACTIVITY



Month	2019	2020
April	50	256
May	699	1,016
June	1,218	1,523
July	1,623	
August	2,235	
September	2,841	
October	3,907	
November	4,519	
December	5,273	
January	5,943	
February	6,606	
March	7,573	
April	7,805	
May	7,805	
June	7,805	

QUALITY

	Quantity	Base Number	Contract	AT	Region	England
% of FP17s for the same patient ID Re-attending within 3 months - Children	14	231	6.1%	10.1%	11.2%	11.4%
% of FP17s for the same patient ID Re-attending within 3 months - Adults	75	643	11.7%	13.6%	14.8%	15.4%
% of FP17s for the same patient ID Re-attending between 3 & 9 months - Children	141	231	61.0%	60.9%	60.9%	59.8%
% of FP17s for the same patient ID Re-attending between 3 & 9 months - Adults	378	643	58.8%	50.7%	53.2%	52.1%
% of FP17s for Band 1 Urgent Courses	32	758	4.2%	9.1%	8.3%	9.2%
% of FP17s Relating to Free Repair or Replacements	4	758	0.5%	0.7%	0.7%	0.7%
% of FP17s Relating to Continuations	5	758	0.7%	0.8%	0.8%	0.8%
% of Patients satisfied with the dentistry they have received	3	3	N/A	93.0%	93.2%	93.4%
% of Patients satisfied with the time they had to wait for an appointment	3	3	N/A	87.2%	88.5%	87.6%

* This is based on patients treated on this contract for their most recent course of treatment. Figures in italics indicate the base number of FP17s or Patient Questionnaire responses are less than 100. N/A is shown where the base number of responses is less than 10 during the period. % is calculated as Quantity/Base number*100

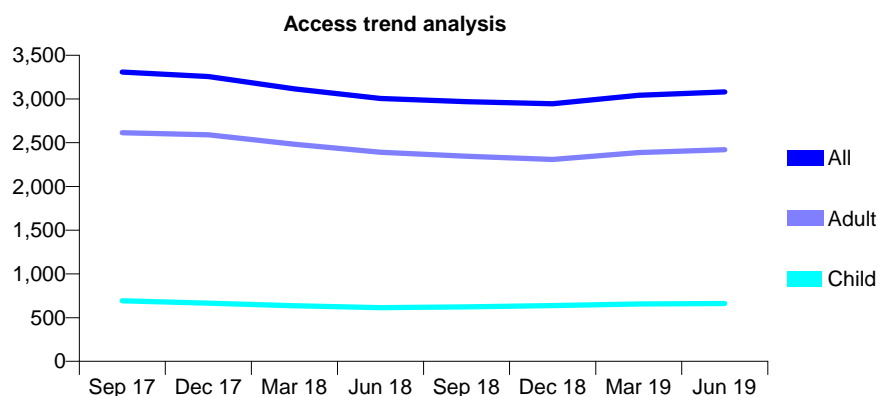
Q56 - Vital Signs At a Glance Contract Report for 191701/0001 - June 2019

Name or company name	Olive Dental Care Ltd
Contract type name	GDS Contract
Purpose of contract	General
Contract start date	01/06/2009
Contract end date	

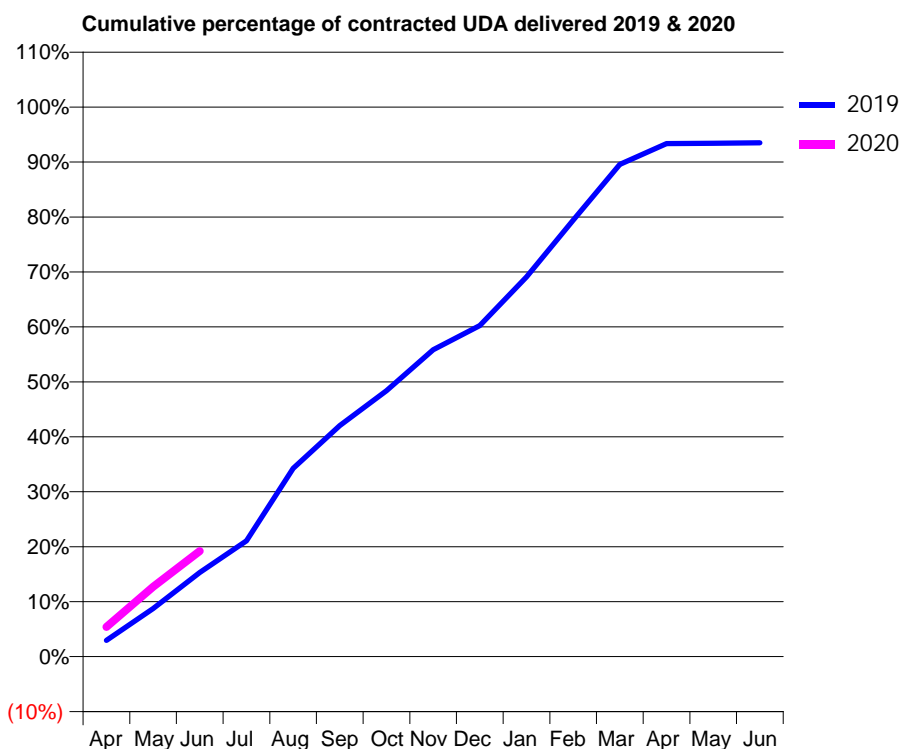
19/20 Contracted general activity (UDA)	9,022
Carry forward general activity (UDA)	0
19/20 Contracted orthodontic activity (UOA)	0
Carry forward orthodontic activity (UOA)	0
Baseline contract value	£228,536.35

ACCESS*

Patients seen in 24 months	Total	Change since previous quarter
Quarter ending June 2018	3,005	
Quarter ending September 2018	2,968	↓
Quarter ending December 2018	2,946	→
Quarter ending March 2019	3,044	↑
Quarter ending June 2019	3,082	→
Variance since June 2018	2.6%	↑



ACTIVITY



Month	Adjusted Scheduled Activity (UDA)	
	2019	2020
April	268	486
May	788	1,149
June	1,380	1,734
July	1,902	
August	3,092	
September	3,793	
October	4,364	
November	5,039	
December	5,436	
January	6,233	
February	7,166	
March	8,079	
April	8,421	
May	8,428	
June	8,435	

QUALITY

	Quantity	Base Number	Contract	AT	Region	England
% of FP17s for the same patient ID Re-attending within 3 months - Children	11	205	5.4%	10.1%	11.2%	11.4%
% of FP17s for the same patient ID Re-attending within 3 months - Adults	102	722	14.1%	13.6%	14.8%	15.4%
% of FP17s for the same patient ID Re-attending between 3 & 9 months - Children	117	205	57.1%	60.9%	60.9%	59.8%
% of FP17s for the same patient ID Re-attending between 3 & 9 months - Adults	359	722	49.7%	50.7%	53.2%	52.1%
% of FP17s for Band 1 Urgent Courses	48	796	6.0%	9.1%	8.3%	9.2%
% of FP17s Relating to Free Repair or Replacements	5	796	0.6%	0.7%	0.7%	0.7%
% of FP17s Relating to Continuations	12	796	1.5%	0.8%	0.8%	0.8%
% of Patients satisfied with the dentistry they have received	2	2	N/A	93.0%	93.2%	93.4%
% of Patients satisfied with the time they had to wait for an appointment	2	2	N/A	87.2%	88.5%	87.6%

* This is based on patients treated on this contract for their most recent course of treatment. Figures in italics indicate the base number of FP17s or Patient Questionnaire responses are less than 100. N/A is shown where the base number of responses is less than 10 during the period. % is calculated as Quantity/Base number*100

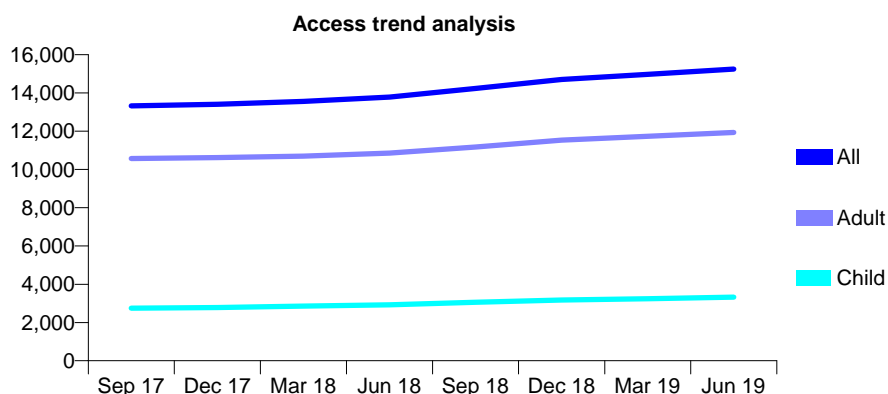
Q56 - Vital Signs At a Glance Contract Report for 192562/0001 - June 2019

Name or company name	All Saints Green Dental Clinic Limited
Contract type name	GDS Contract
Purpose of contract	General
Contract start date	01/02/2012
Contract end date	

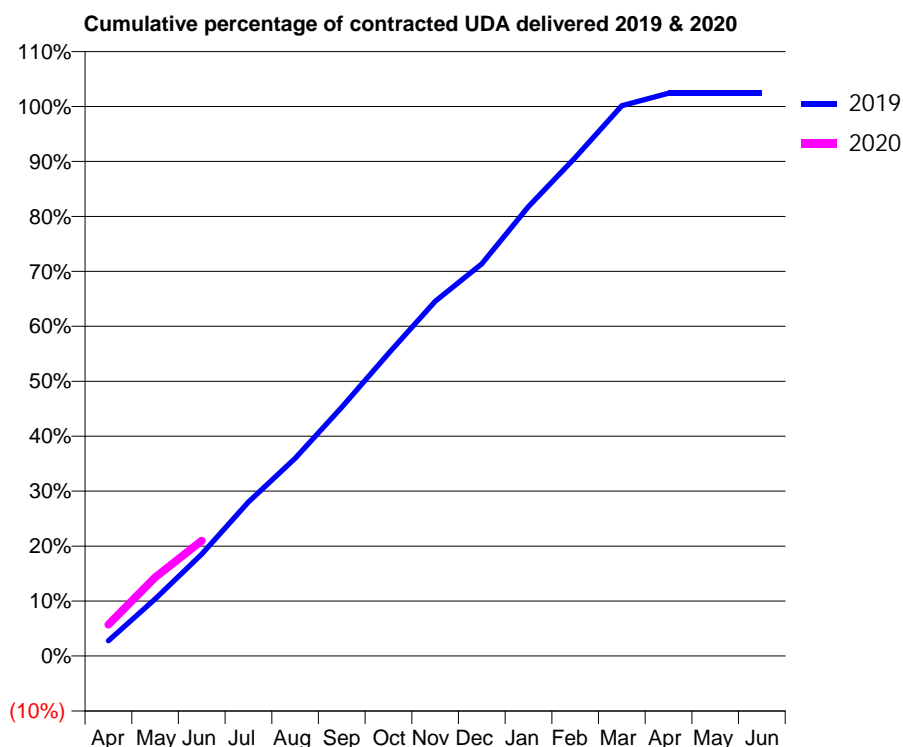
19/20 Contracted general activity (UDA)	45,100
Carry forward general activity (UDA)	0
19/20 Contracted orthodontic activity (UOA)	0
Carry forward orthodontic activity (UOA)	0
Baseline contract value	£1,213,183.38

ACCESS*

Patients seen in 24 months	Total	Change since previous quarter
Quarter ending June 2018	13,781	
Quarter ending September 2018	14,231	↑
Quarter ending December 2018	14,710	↑
Quarter ending March 2019	14,970	→
Quarter ending June 2019	15,254	→
Variance since June 2018	10.7%	↑



ACTIVITY



Month	Adjusted Scheduled Activity (UDA)	
	2019	2020
April	1,253	2,582
May	4,688	6,459
June	8,359	9,458
July	12,645	
August	16,220	
September	20,414	
October	24,822	
November	29,118	
December	32,180	
January	36,883	
February	40,903	
March	45,158	
April	46,181	
May	46,178	
June	46,187	

QUALITY

	Quantity	Base Number	Contract	AT	Region	England
% of FP17s for the same patient ID Re-attending within 3 months - Children	99	1,139	8.7%	10.1%	11.2%	11.4%
% of FP17s for the same patient ID Re-attending within 3 months - Adults	535	3,802	14.1%	13.6%	14.8%	15.4%
% of FP17s for the same patient ID Re-attending between 3 & 9 months - Children	665	1,139	58.4%	60.9%	60.9%	59.8%
% of FP17s for the same patient ID Re-attending between 3 & 9 months - Adults	1,896	3,802	49.9%	50.7%	53.2%	52.1%
% of FP17s for Band 1 Urgent Courses	389	4,499	8.6%	9.1%	8.3%	9.2%
% of FP17s Relating to Free Repair or Replacements	44	4,499	1.0%	0.7%	0.7%	0.7%
% of FP17s Relating to Continuations	14	4,499	0.3%	0.8%	0.8%	0.8%
% of Patients satisfied with the dentistry they have received	3	3	N/A	93.0%	93.2%	93.4%
% of Patients satisfied with the time they had to wait for an appointment	3	3	N/A	87.2%	88.5%	87.6%

* This is based on patients treated on this contract for their most recent course of treatment. Figures in italics indicate the base number of FP17s or Patient Questionnaire responses are less than 100. N/A is shown where the base number of responses is less than 10 during the period. % is calculated as Quantity/Base number*100

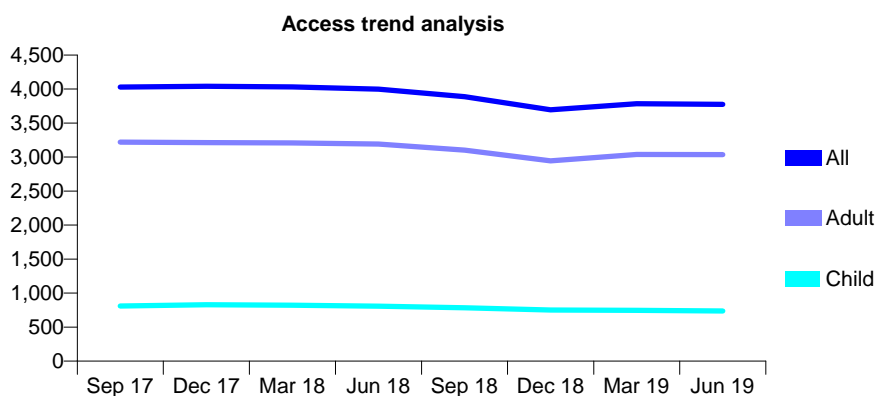
Q56 - Vital Signs At a Glance Contract Report for 193070/0001 - June 2019

Name or company name	Wickham Dental Practice Ltd
Contract type name	Pilot Contract
Purpose of contract	General
Contract start date	01/06/2014
Contract end date	

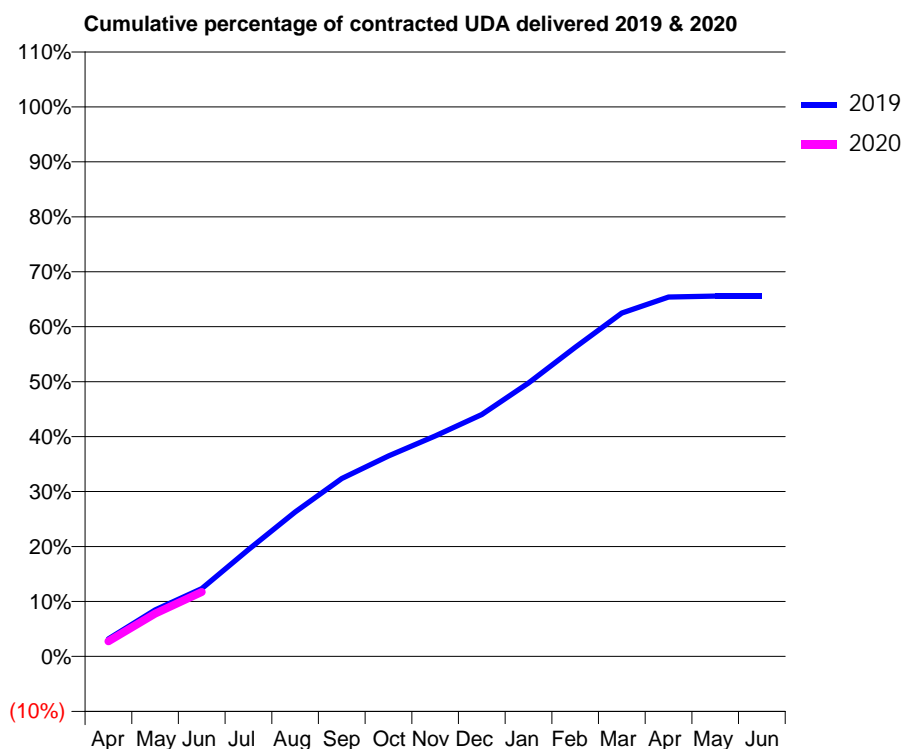
19/20 Contracted general activity (UDA)	11,872
Carry forward general activity (UDA)	0
19/20 Contracted orthodontic activity (UOA)	0
Carry forward orthodontic activity (UOA)	0
Baseline contract value	£287,277.20

ACCESS*

Patients seen in 24 months	Total	Change since previous quarter
Quarter ending June 2018	3,999	
Quarter ending September 2018	3,888	↓
Quarter ending December 2018	3,696	↓
Quarter ending March 2019	3,785	↑
Quarter ending June 2019	3,775	→
Variance since June 2018	(5.6%)	↓



ACTIVITY



Month	2019	2020
April	380	327
May	1,005	926
June	1,464	1,392
July	2,309	
August	3,121	
September	3,845	
October	4,330	
November	4,765	
December	5,224	
January	5,907	
February	6,678	
March	7,417	
April	7,763	
May	7,782	
June	7,785	

QUALITY

	Quantity	Base Number	Contract	AT	Region	England
% of FP17s for the same patient ID Re-attending within 3 months - Children	3	144	2.1%	10.1%	11.2%	11.4%
% of FP17s for the same patient ID Re-attending within 3 months - Adults	48	642	7.5%	13.6%	14.8%	15.4%
% of FP17s for the same patient ID Re-attending between 3 & 9 months - Children	23	144	16.0%	60.9%	60.9%	59.8%
% of FP17s for the same patient ID Re-attending between 3 & 9 months - Adults	137	642	21.3%	50.7%	53.2%	52.1%
% of FP17s for Band 1 Urgent Courses	25	650	3.8%	9.1%	8.3%	9.2%
% of FP17s Relating to Free Repair or Replacements	3	650	0.5%	0.7%	0.7%	0.7%
% of FP17s Relating to Continuations	10	650	1.5%	0.8%	0.8%	0.8%
% of Patients satisfied with the dentistry they have received	3	3	N/A	93.0%	93.2%	93.4%
% of Patients satisfied with the time they had to wait for an appointment	2	3	N/A	87.2%	88.5%	87.6%

* This is based on patients treated on this contract for their most recent course of treatment. Figures in italics indicate the base number of FP17s or Patient Questionnaire responses are less than 100. N/A is shown where the base number of responses is less than 10 during the period. % is calculated as Quantity/Base number*100

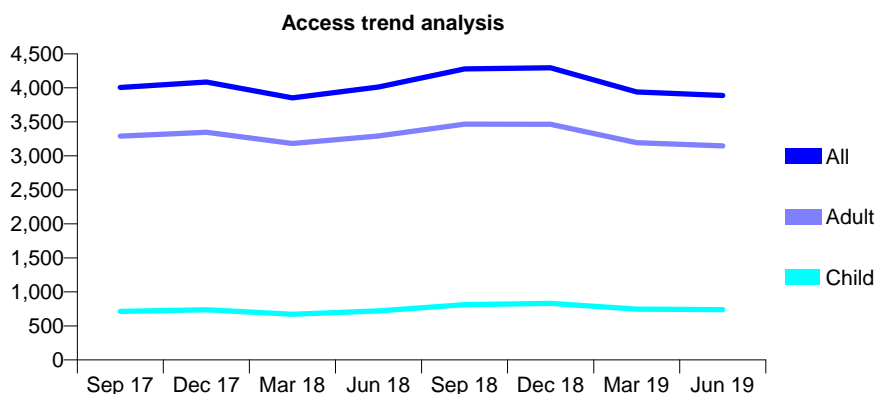
Q56 - Vital Signs At a Glance Contract Report for 193712/0001 - June 2019

Name or company name	Dr K.A Fagher & Dr A. Surti
Contract type name	GDS Contract
Purpose of contract	General
Contract start date	08/05/2015
Contract end date	

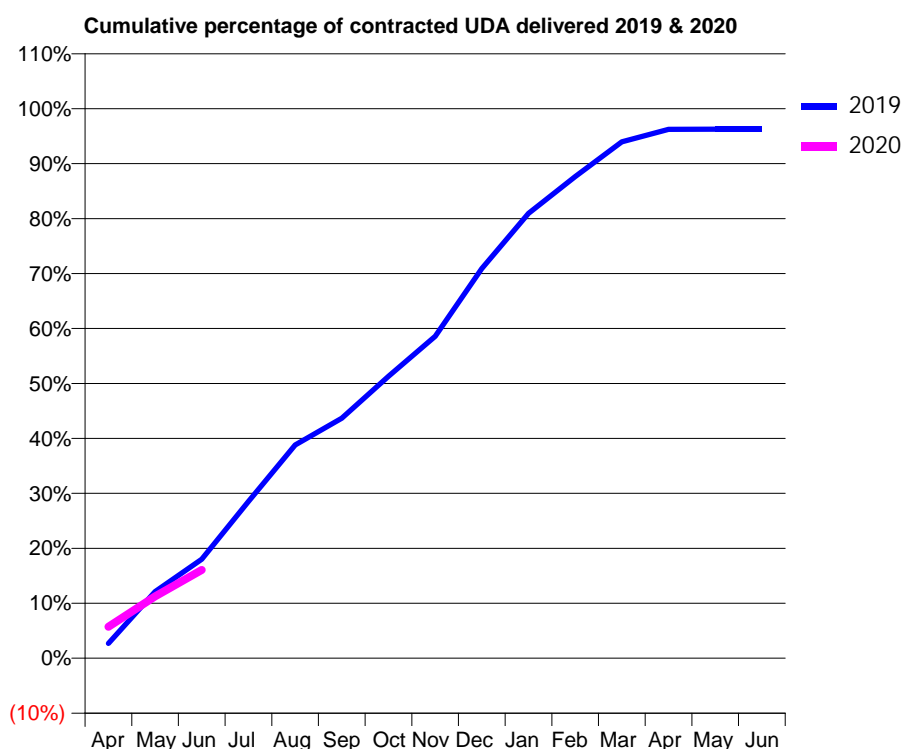
19/20 Contracted general activity (UDA)	9,810
Carry forward general activity (UDA)	0
19/20 Contracted orthodontic activity (UOA)	0
Carry forward orthodontic activity (UOA)	0
Baseline contract value	£227,968.22

ACCESS*

Patients seen in 24 months	Total	Change since previous quarter
Quarter ending June 2018	4,013	
Quarter ending September 2018	4,280	↑
Quarter ending December 2018	4,295	→
Quarter ending March 2019	3,941	↓
Quarter ending June 2019	3,887	↓
Variance since June 2018	(3.1%)	↓



ACTIVITY



Month	Adjusted Scheduled Activity (UDA)	
	2019	2020
April	265	560
May	1,189	1,105
June	1,766	1,574
July	2,799	
August	3,808	
September	4,285	
October	5,033	
November	5,749	
December	6,956	
January	7,939	
February	8,597	
March	9,219	
April	9,441	
May	9,442	
June	9,443	

QUALITY

	Quantity	Base Number	Contract	AT	Region	England
% of FP17s for the same patient ID Re-attending within 3 months - Children	8	275	2.9%	10.1%	11.2%	11.4%
% of FP17s for the same patient ID Re-attending within 3 months - Adults	83	798	10.4%	13.6%	14.8%	15.4%
% of FP17s for the same patient ID Re-attending between 3 & 9 months - Children	183	275	66.5%	60.9%	60.9%	59.8%
% of FP17s for the same patient ID Re-attending between 3 & 9 months - Adults	368	798	46.1%	50.7%	53.2%	52.1%
% of FP17s for Band 1 Urgent Courses	108	952	11.3%	9.1%	8.3%	9.2%
% of FP17s Relating to Free Repair or Replacements	4	952	0.4%	0.7%	0.7%	0.7%
% of FP17s Relating to Continuations	4	952	0.4%	0.8%	0.8%	0.8%
% of Patients satisfied with the dentistry they have received	0	0	N/A	93.0%	93.2%	93.4%
% of Patients satisfied with the time they had to wait for an appointment	0	0	N/A	87.2%	88.5%	87.6%

* This is based on patients treated on this contract for their most recent course of treatment.

Figures in italics indicate the base number of FP17s or Patient Questionnaire responses are less than 100. N/A is shown where the base number of responses is less than 10 during the period. % is calculated as Quantity/Base number*100

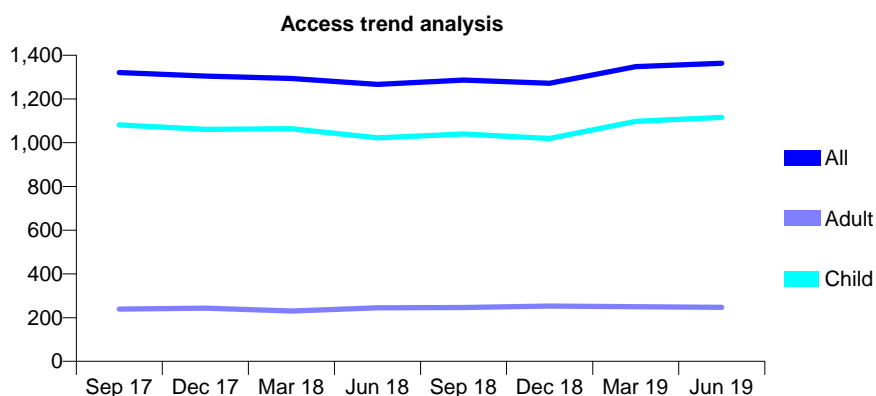
Q56 - Vital Signs At a Glance Contract Report for 195618/0001 - June 2019

Name or company name	Dr P Wilson and Dr G Singh
Contract type name	GDS Contract
Purpose of contract	General
Contract start date	01/06/2008
Contract end date	

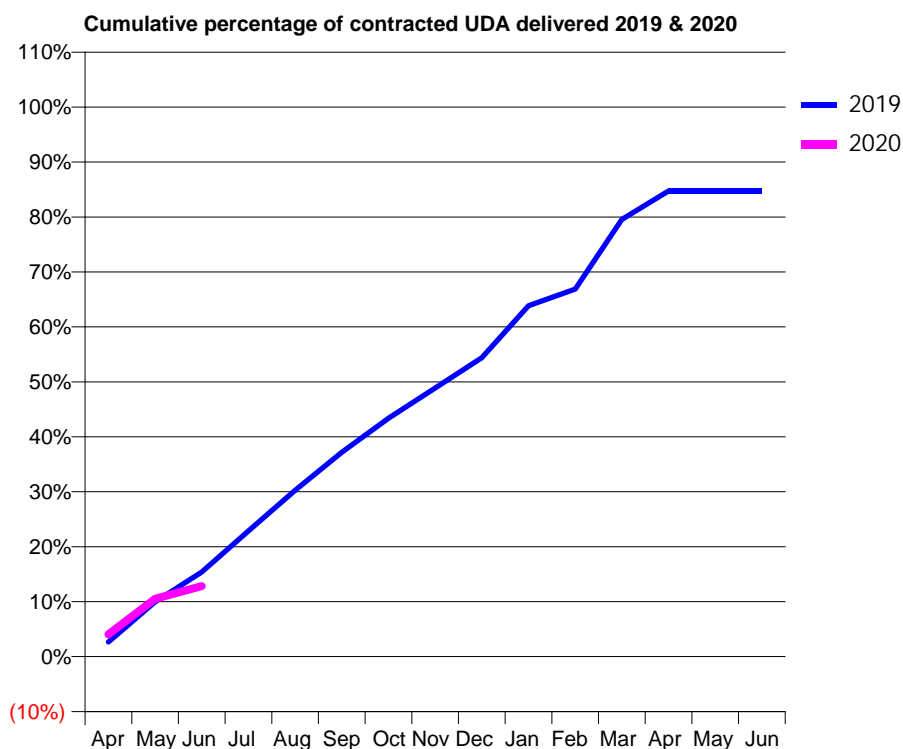
19/20 Contracted general activity (UDA)	3,217
Carry forward general activity (UDA)	0
19/20 Contracted orthodontic activity (UOA)	0
Carry forward orthodontic activity (UOA)	0
Baseline contract value	£93,808.80

ACCESS*

Patients seen in 24 months	Total	Change since previous quarter
Quarter ending June 2018	1,267	
Quarter ending September 2018	1,286	→
Quarter ending December 2018	1,272	↓
Quarter ending March 2019	1,348	↑
Quarter ending June 2019	1,363	→
Variance since June 2018	7.6%	↑



ACTIVITY



Month	Adjusted Scheduled Activity (UDA)	
	2019	2020
April	86	131
May	321	338
June	495	412
July	736	
August	974	
September	1,196	
October	1,396	
November	1,572	
December	1,750	
January	2,054	
February	2,152	
March	2,560	
April	2,726	
May	2,726	
June	2,726	

QUALITY

	Quantity	Base Number	Contract	AT	Region	England
% of FP17s for the same patient ID Re-attending within 3 months - Children	26	401	6.5%	10.1%	11.2%	11.4%
% of FP17s for the same patient ID Re-attending within 3 months - Adults	5	28	17.9%	13.6%	14.8%	15.4%
% of FP17s for the same patient ID Re-attending between 3 & 9 months - Children	248	401	61.8%	60.9%	60.9%	59.8%
% of FP17s for the same patient ID Re-attending between 3 & 9 months - Adults	19	28	67.9%	50.7%	53.2%	52.1%
% of FP17s for Band 1 Urgent Courses	7	315	2.2%	9.1%	8.3%	9.2%
% of FP17s Relating to Free Repair or Replacements	0	315	0.0%	0.7%	0.7%	0.7%
% of FP17s Relating to Continuations	0	315	0.0%	0.8%	0.8%	0.8%
% of Patients satisfied with the dentistry they have received	0	0	N/A	93.0%	93.2%	93.4%
% of Patients satisfied with the time they had to wait for an appointment	0	0	N/A	87.2%	88.5%	87.6%

* This is based on patients treated on this contract for their most recent course of treatment. Figures in italics indicate the base number of FP17s or Patient Questionnaire responses are less than 100. N/A is shown where the base number of responses is less than 10 during the period. % is calculated as Quantity/Base number*100

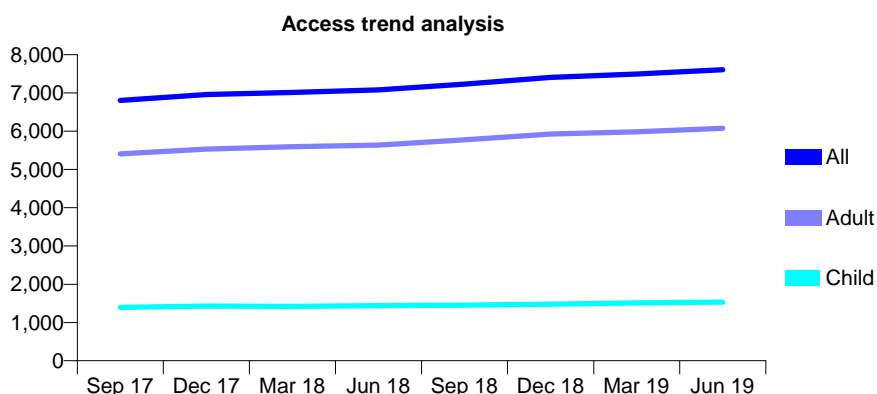
Q56 - Vital Signs At a Glance Contract Report for 197254/0001 - June 2019

Name or company name	Miss Susan Allen and Mr Terence Michael
Contract type name	GDS Contract
Purpose of contract	General
Contract start date	01/03/2014
Contract end date	

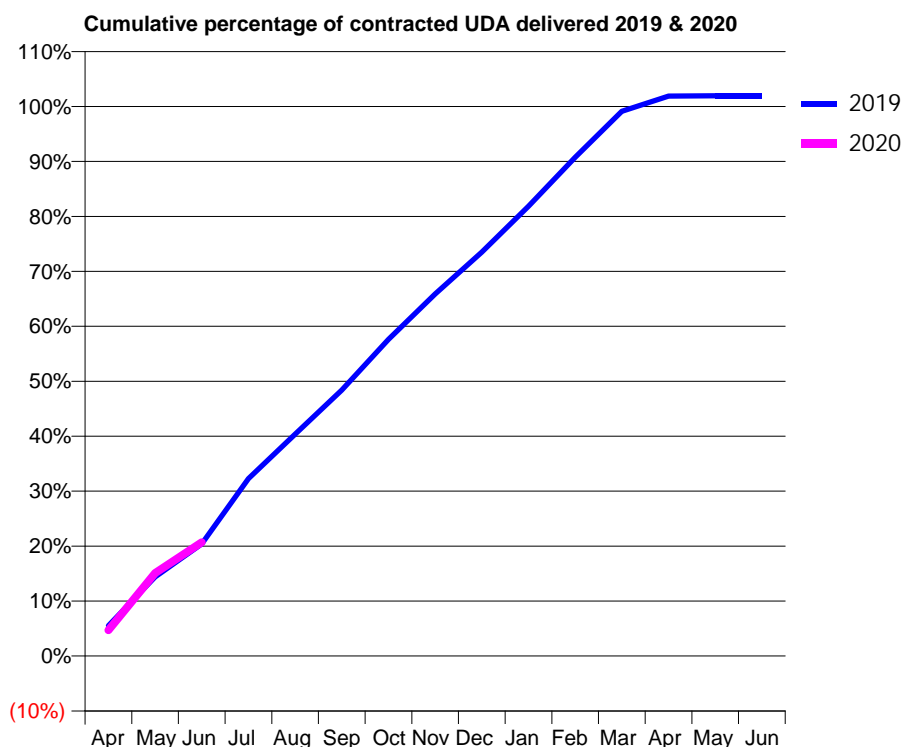
19/20 Contracted general activity (UDA)	20,007
Carry forward general activity (UDA)	0
19/20 Contracted orthodontic activity (UOA)	0
Carry forward orthodontic activity (UOA)	0
Baseline contract value	£545,948.43

ACCESS*

Patients seen in 24 months	Total	Change since previous quarter
Quarter ending June 2018	7,081	
Quarter ending September 2018	7,231	↑
Quarter ending December 2018	7,404	↑
Quarter ending March 2019	7,493	→
Quarter ending June 2019	7,607	→
Variance since June 2018	7.4%	↑



ACTIVITY



Month	Adjusted Scheduled Activity (UDA)	
	2019	2020
April	1,104	940
May	2,880	3,021
June	4,081	4,140
July	6,460	
August	8,077	
September	9,679	
October	11,526	
November	13,183	
December	14,702	
January	16,375	
February	18,153	
March	19,828	
April	20,385	
May	20,392	
June	20,392	

QUALITY

	Quantity	Base Number	Contract	AT	Region	England
% of FP17s for the same patient ID Re-attending within 3 months - Children	37	494	7.5%	10.1%	11.2%	11.4%
% of FP17s for the same patient ID Re-attending within 3 months - Adults	254	1,938	13.1%	13.6%	14.8%	15.4%
% of FP17s for the same patient ID Re-attending between 3 & 9 months - Children	284	494	57.5%	60.9%	60.9%	59.8%
% of FP17s for the same patient ID Re-attending between 3 & 9 months - Adults	955	1,938	49.3%	50.7%	53.2%	52.1%
% of FP17s for Band 1 Urgent Courses	237	2,121	11.2%	9.1%	8.3%	9.2%
% of FP17s Relating to Free Repair or Replacements	17	2,121	0.8%	0.7%	0.7%	0.7%
% of FP17s Relating to Continuations	19	2,121	0.9%	0.8%	0.8%	0.8%
% of Patients satisfied with the dentistry they have received	4	4	N/A	93.0%	93.2%	93.4%
% of Patients satisfied with the time they had to wait for an appointment	3	4	N/A	87.2%	88.5%	87.6%

* This is based on patients treated on this contract for their most recent course of treatment.

Figures in italics indicate the base number of FP17s or Patient Questionnaire responses are less than 100. N/A is shown where the base number of responses is less than 10 during the period. % is calculated as Quantity/Base number*100

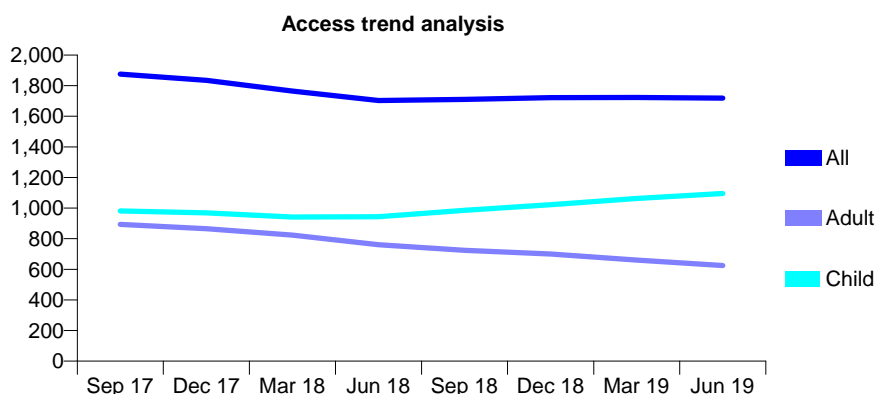
Q56 - Vital Signs At a Glance Contract Report for 199524/0001 - June 2019

Name or company name	Best, Hardy & Abeln
Contract type name	GDS Contract
Purpose of contract	General
Contract start date	01/04/2009
Contract end date	

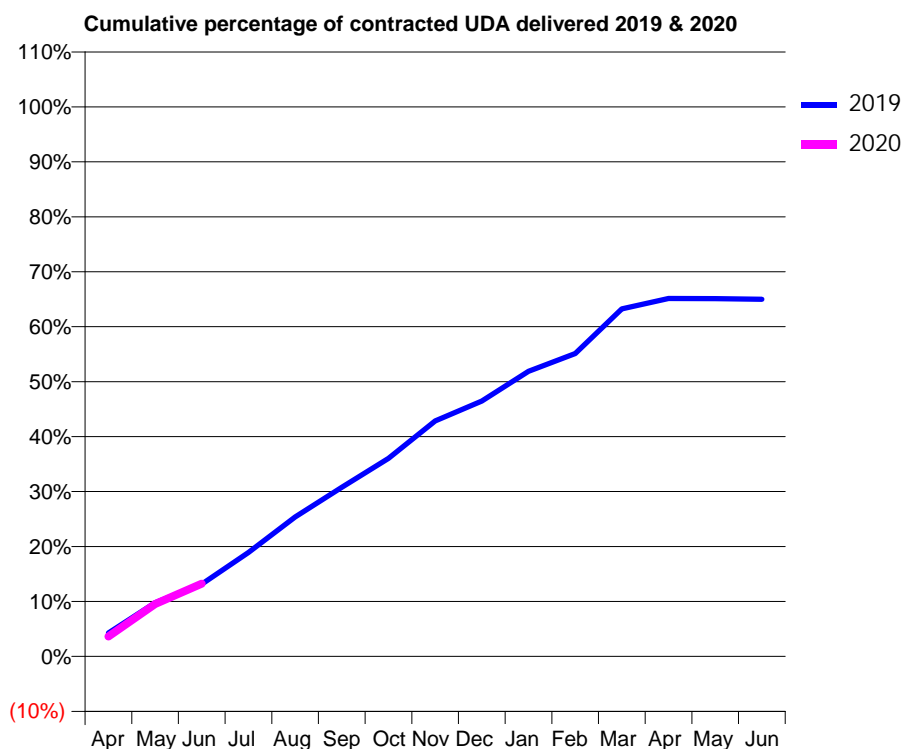
19/20 Contracted general activity (UDA)	5,800
Carry forward general activity (UDA)	0
19/20 Contracted orthodontic activity (UOA)	0
Carry forward orthodontic activity (UOA)	0
Baseline contract value	£118,868.14

ACCESS*

Patients seen in 24 months	Total	Change since previous quarter
Quarter ending June 2018	1,703	
Quarter ending September 2018	1,710	→
Quarter ending December 2018	1,722	→
Quarter ending March 2019	1,723	→
Quarter ending June 2019	1,719	→
Variance since June 2018	0.9%	→



ACTIVITY



Month	2019	2020
April	247	210
May	566	553
June	764	768
July	1,097	
August	1,472	
September	1,784	
October	2,091	
November	2,485	
December	2,694	
January	3,009	
February	3,197	
March	3,667	
April	3,777	
May	3,776	
June	3,770	

QUALITY

	Quantity	Base Number	Contract	AT	Region	England
% of FP17s for the same patient ID Re-attending within 3 months - Children	23	338	6.8%	10.1%	11.2%	11.4%
% of FP17s for the same patient ID Re-attending within 3 months - Adults	30	150	20.0%	13.6%	14.8%	15.4%
% of FP17s for the same patient ID Re-attending between 3 & 9 months - Children	174	338	51.5%	60.9%	60.9%	59.8%
% of FP17s for the same patient ID Re-attending between 3 & 9 months - Adults	95	150	63.3%	50.7%	53.2%	52.1%
% of FP17s for Band 1 Urgent Courses	26	415	6.3%	9.1%	8.3%	9.2%
% of FP17s Relating to Free Repair or Replacements	0	415	0.0%	0.7%	0.7%	0.7%
% of FP17s Relating to Continuations	0	415	0.0%	0.8%	0.8%	0.8%
% of Patients satisfied with the dentistry they have received	2	2	N/A	93.0%	93.2%	93.4%
% of Patients satisfied with the time they had to wait for an appointment	2	2	N/A	87.2%	88.5%	87.6%

* This is based on patients treated on this contract for their most recent course of treatment. Figures in italics indicate the base number of FP17s or Patient Questionnaire responses are less than 100. N/A is shown where the base number of responses is less than 10 during the period. % is calculated as Quantity/Base number*100

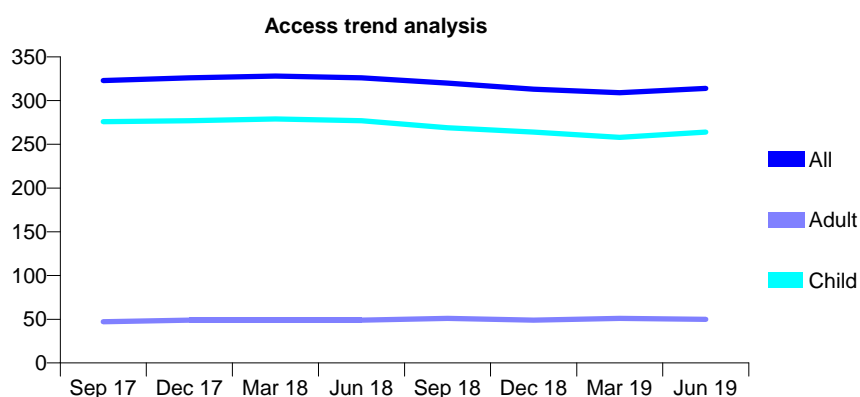
Q56 - Vital Signs At a Glance Contract Report for 204595/0002 - June 2019

Name or company name	MR MA OATES
Contract type name	GDS Contract
Purpose of contract	General
Contract start date	03/07/2011
Contract end date	

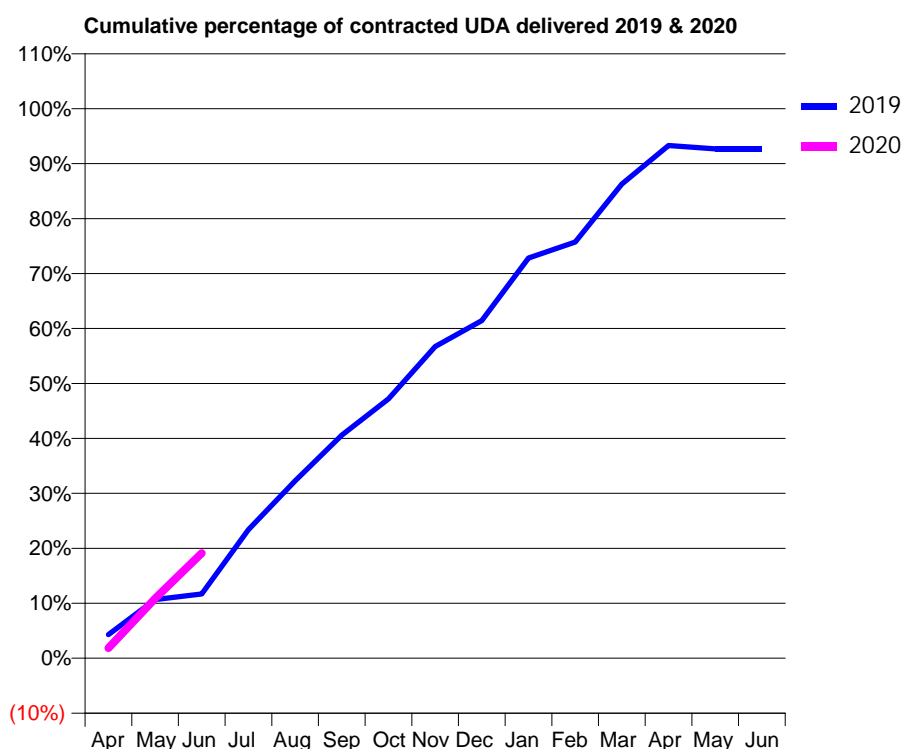
19/20 Contracted general activity (UDA)	487
Carry forward general activity (UDA)	0
19/20 Contracted orthodontic activity (UOA)	0
Carry forward orthodontic activity (UOA)	0
Baseline contract value	£10,592.65

ACCESS*

Patients seen in 24 months	Total	Change since previous quarter
Quarter ending June 2018	326	
Quarter ending September 2018	320	↓
Quarter ending December 2018	313	↓
Quarter ending March 2019	309	↓
Quarter ending June 2019	314	→
Variance since June 2018	(3.7%)	↓



ACTIVITY



Adjusted Scheduled Activity (UDA)		
Month	2019	2020
April	21	9
May	52	53
June	57	93
July	114	
August	157	
September	198	
October	230	
November	276	
December	299	
January	355	
February	369	
March	420	
April	454	
May	451	
June	451	

QUALITY

	Quantity	Base Number	Contract	AT	Region	England
% of FP17s for the same patient ID Re-attending within 3 months - Children	2	97	2.1%	10.1%	11.2%	11.4%
% of FP17s for the same patient ID Re-attending within 3 months - Adults	0	5	0.0%	13.6%	14.8%	15.4%
% of FP17s for the same patient ID Re-attending between 3 & 9 months - Children	64	97	66.0%	60.9%	60.9%	59.8%
% of FP17s for the same patient ID Re-attending between 3 & 9 months - Adults	2	5	40.0%	50.7%	53.2%	52.1%
% of FP17s for Band 1 Urgent Courses	1	77	1.3%	9.1%	8.3%	9.2%
% of FP17s Relating to Free Repair or Replacements	0	77	0.0%	0.7%	0.7%	0.7%
% of FP17s Relating to Continuations	0	77	0.0%	0.8%	0.8%	0.8%
% of Patients satisfied with the dentistry they have received	0	0	N/A	93.0%	93.2%	93.4%
% of Patients satisfied with the time they had to wait for an appointment	0	0	N/A	87.2%	88.5%	87.6%

* This is based on patients treated on this contract for their most recent course of treatment.

Figures in italics indicate the base number of FP17s or Patient Questionnaire responses are less than 100. N/A is shown where the base number of responses is less than 10 during the period. % is calculated as Quantity/Base number*100

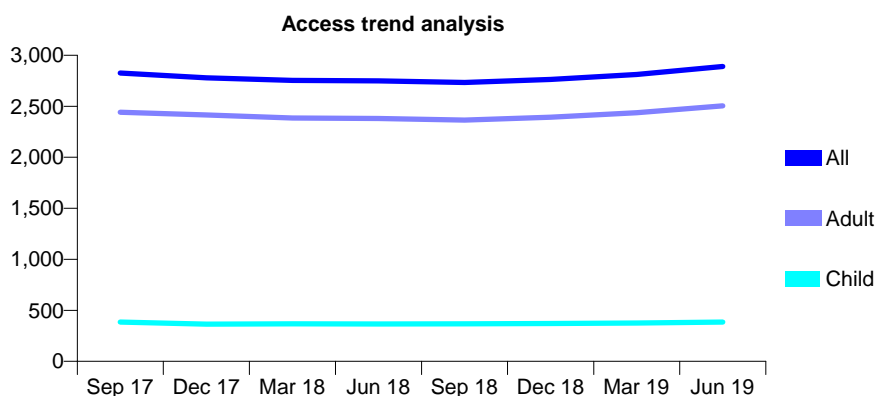
Q56 - Vital Signs At a Glance Contract Report for 205400/0001 - June 2019

Name or company name	MR IS SMITH
Contract type name	GDS Contract
Purpose of contract	General
Contract start date	01/04/2006
Contract end date	

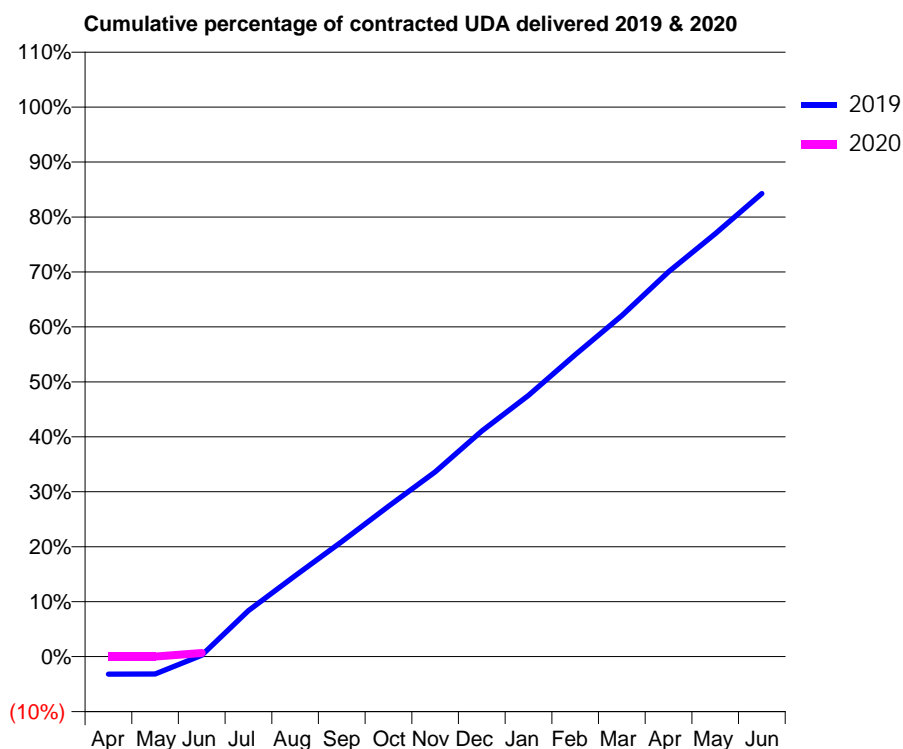
19/20 Contracted general activity (UDA)	11,455
Carry forward general activity (UDA)	0
19/20 Contracted orthodontic activity (UOA)	0
Carry forward orthodontic activity (UOA)	0
Baseline contract value	£260,457.42

ACCESS*

Patients seen in 24 months	Total	Change since previous quarter
Quarter ending June 2018	2,748	
Quarter ending September 2018	2,734	→
Quarter ending December 2018	2,763	→
Quarter ending March 2019	2,813	→
Quarter ending June 2019	2,889	↑
Variance since June 2018	5.1%	↑



ACTIVITY



Month	Adjusted Scheduled Activity (UDA)	
	2019	2020
April	-368	0
May	-365	0
June	28	75
July	961	
August	1,686	
September	2,398	
October	3,134	
November	3,851	
December	4,702	
January	5,446	
February	6,294	
March	7,105	
April	8,022	
May	8,817	
June	9,653	

QUALITY

	Quantity	Base Number	Contract	AT	Region	England
% of FP17s for the same patient ID Re-attending within 3 months - Children	39	181	21.5%	10.1%	11.2%	11.4%
% of FP17s for the same patient ID Re-attending within 3 months - Adults	105	899	11.7%	13.6%	14.8%	15.4%
% of FP17s for the same patient ID Re-attending between 3 & 9 months - Children	80	181	44.2%	60.9%	60.9%	59.8%
% of FP17s for the same patient ID Re-attending between 3 & 9 months - Adults	554	899	61.6%	50.7%	53.2%	52.1%
% of FP17s for Band 1 Urgent Courses	2	64	3.1%	9.1%	8.3%	9.2%
% of FP17s Relating to Free Repair or Replacements	0	64	0.0%	0.7%	0.7%	0.7%
% of FP17s Relating to Continuations	0	64	0.0%	0.8%	0.8%	0.8%
% of Patients satisfied with the dentistry they have received	4	4	N/A	93.0%	93.2%	93.4%
% of Patients satisfied with the time they had to wait for an appointment	4	4	N/A	87.2%	88.5%	87.6%

* This is based on patients treated on this contract for their most recent course of treatment. Figures in italics indicate the base number of FP17s or Patient Questionnaire responses are less than 100. N/A is shown where the base number of responses is less than 10 during the period. % is calculated as Quantity/Base number*100

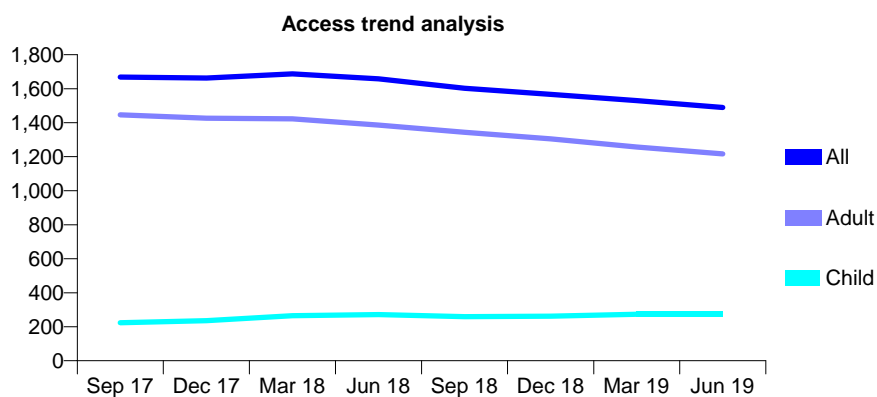
Q56 - Vital Signs At a Glance Contract Report for 209325/0001 - June 2019

Name or company name	Shiamiela Hussain
Contract type name	GDS Contract
Purpose of contract	General and Orthodontic
Contract start date	01/04/2006
Contract end date	

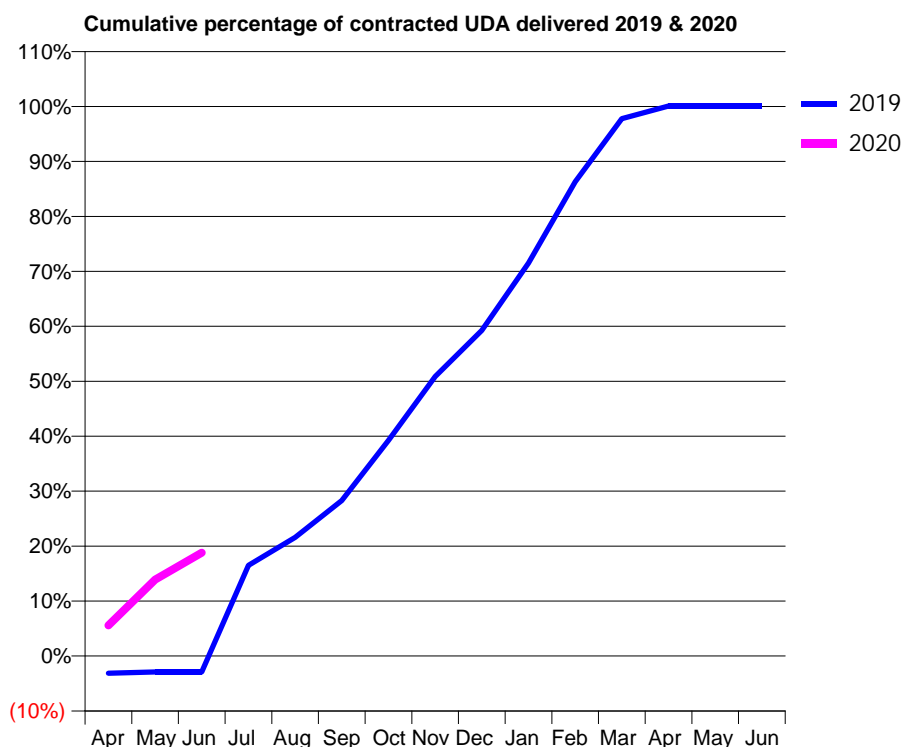
19/20 Contracted general activity (UDA)	4,640
Carry forward general activity (UDA)	0
19/20 Contracted orthodontic activity (UOA)	420
Carry forward orthodontic activity (UOA)	0
Baseline contract value	£178,167.67

ACCESS*

Patients seen in 24 months	Total	Change since previous quarter
Quarter ending June 2018	1,658	
Quarter ending September 2018	1,603	↓
Quarter ending December 2018	1,567	↓
Quarter ending March 2019	1,530	↓
Quarter ending June 2019	1,490	↓
Variance since June 2018	(10.1%)	↓



ACTIVITY



Month	Adjusted Scheduled Activity (UDA)	
	2019	2020
April	-146	260
May	-136	646
June	-136	872
July	766	
August	1,001	
September	1,314	
October	1,821	
November	2,359	
December	2,750	
January	3,317	
February	4,004	
March	4,537	
April	4,644	
May	4,644	
June	4,644	

QUALITY

	Quantity	Base Number	Contract	AT	Region	England
% of FP17s for the same patient ID Re-attending within 3 months - Children	13	114	11.4%	10.1%	11.2%	11.4%
% of FP17s for the same patient ID Re-attending within 3 months - Adults	45	356	12.6%	13.6%	14.8%	15.4%
% of FP17s for the same patient ID Re-attending between 3 & 9 months - Children	69	114	60.5%	60.9%	60.9%	59.8%
% of FP17s for the same patient ID Re-attending between 3 & 9 months - Adults	231	356	64.9%	50.7%	53.2%	52.1%
% of FP17s for Band 1 Urgent Courses	31	401	7.7%	9.1%	8.3%	9.2%
% of FP17s Relating to Free Repair or Replacements	4	401	1.0%	0.7%	0.7%	0.7%
% of FP17s Relating to Continuations	6	401	1.5%	0.8%	0.8%	0.8%
% of Patients satisfied with the dentistry they have received	2	2	N/A	93.0%	93.2%	93.4%
% of Patients satisfied with the time they had to wait for an appointment	2	2	N/A	87.2%	88.5%	87.6%

* This is based on patients treated on this contract for their most recent course of treatment. Figures in italics indicate the base number of FP17s or Patient Questionnaire responses are less than 100. N/A is shown where the base number of responses is less than 10 during the period. % is calculated as Quantity/Base number*100

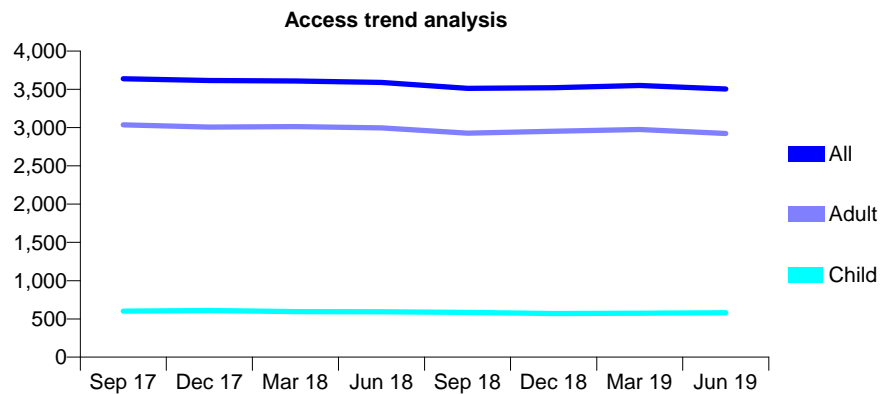
Q56 - Vital Signs At a Glance Contract Report for 213128/0003 - June 2019

Name or company name	MR RA BURKETT
Contract type name	GDS Contract
Purpose of contract	General
Contract start date	28/03/2013
Contract end date	

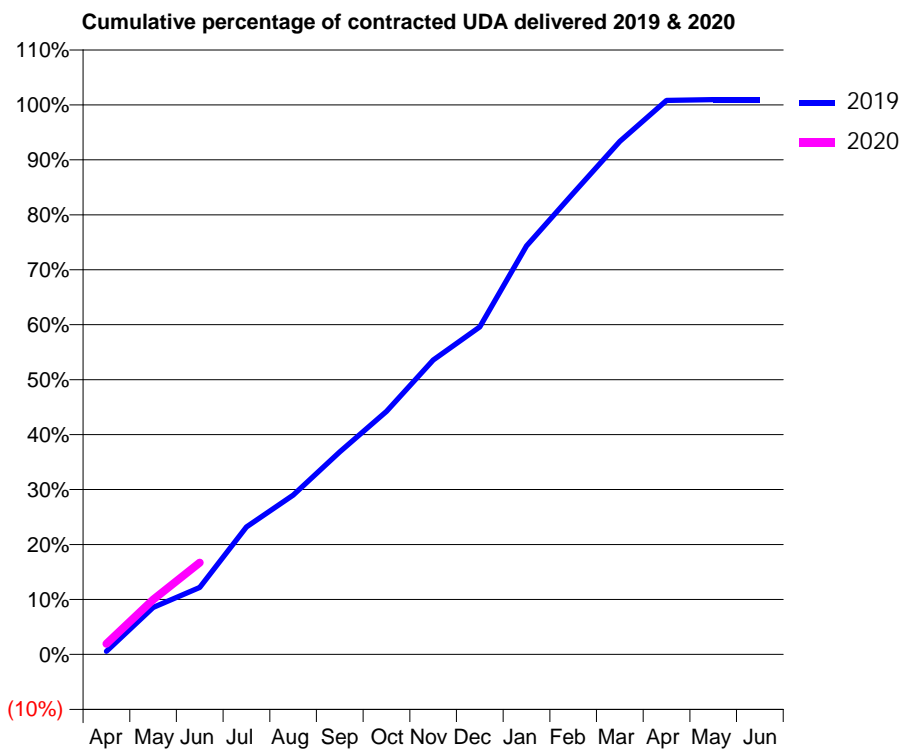
19/20 Contracted general activity (UDA)	7,548
Carry forward general activity (UDA)	0
19/20 Contracted orthodontic activity (UOA)	0
Carry forward orthodontic activity (UOA)	0
Baseline contract value	£171,216.23

ACCESS*

Patients seen in 24 months	Total	Change since previous quarter
Quarter ending June 2018	3,589	
Quarter ending September 2018	3,512	↓
Quarter ending December 2018	3,522	→
Quarter ending March 2019	3,550	→
Quarter ending June 2019	3,504	↓
Variance since June 2018	(2.4%)	↓



ACTIVITY



Month	2019	2020
April	42	147
May	646	753
June	921	1,260
July	1,752	
August	2,187	
September	2,781	
October	3,338	
November	4,044	
December	4,497	
January	5,611	
February	6,334	
March	7,046	
April	7,608	
May	7,620	
June	7,620	

QUALITY

	Quantity	Base Number	Contract	AT	Region	England
% of FP17s for the same patient ID Re-attending within 3 months - Children	13	166	7.8%	10.1%	11.2%	11.4%
% of FP17s for the same patient ID Re-attending within 3 months - Adults	87	726	12.0%	13.6%	14.8%	15.4%
% of FP17s for the same patient ID Re-attending between 3 & 9 months - Children	40	166	24.1%	60.9%	60.9%	59.8%
% of FP17s for the same patient ID Re-attending between 3 & 9 months - Adults	244	726	33.6%	50.7%	53.2%	52.1%
% of FP17s for Band 1 Urgent Courses	63	646	9.8%	9.1%	8.3%	9.2%
% of FP17s Relating to Free Repair or Replacements	0	646	0.0%	0.7%	0.7%	0.7%
% of FP17s Relating to Continuations	0	646	0.0%	0.8%	0.8%	0.8%
% of Patients satisfied with the dentistry they have received	4	5	N/A	93.0%	93.2%	93.4%
% of Patients satisfied with the time they had to wait for an appointment	4	5	N/A	87.2%	88.5%	87.6%

* This is based on patients treated on this contract for their most recent course of treatment. Figures in italics indicate the base number of FP17s or Patient Questionnaire responses are less than 100. N/A is shown where the base number of responses is less than 10 during the period. % is calculated as Quantity/Base number*100

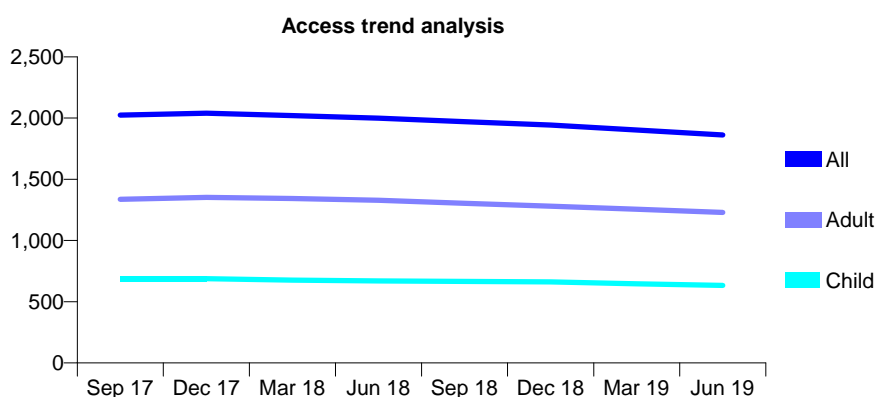
Q56 - Vital Signs At a Glance Contract Report for 214086/0001 - June 2019

Name or company name	The Little House Dental Surgery
Contract type name	GDS Contract
Purpose of contract	General
Contract start date	01/04/2006
Contract end date	

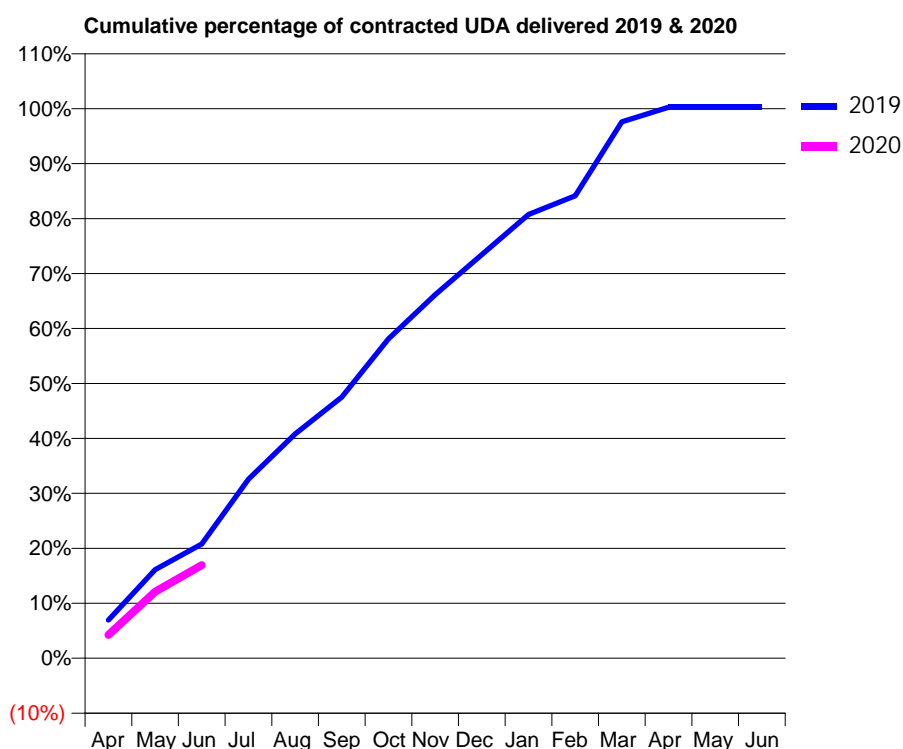
19/20 Contracted general activity (UDA)	4,690
Carry forward general activity (UDA)	0
19/20 Contracted orthodontic activity (UOA)	0
Carry forward orthodontic activity (UOA)	0
Baseline contract value	£109,301.07

ACCESS*

Patients seen in 24 months	Total	Change since previous quarter
Quarter ending June 2018	1,999	
Quarter ending September 2018	1,971	↓
Quarter ending December 2018	1,943	↓
Quarter ending March 2019	1,902	↓
Quarter ending June 2019	1,862	↓
Variance since June 2018	(6.9%)	↓



ACTIVITY



Adjusted Scheduled Activity (UDA)		
Month	2019	2020
April	326	199
May	756	567
June	975	795
July	1,528	
August	1,914	
September	2,229	
October	2,725	
November	3,102	
December	3,443	
January	3,787	
February	3,947	
March	4,578	
April	4,702	
May	4,702	
June	4,702	

QUALITY

	Quantity	Base Number	Contract	AT	Region	England
% of FP17s for the same patient ID Re-attending within 3 months - Children	16	212	7.5%	10.1%	11.2%	11.4%
% of FP17s for the same patient ID Re-attending within 3 months - Adults	53	368	14.4%	13.6%	14.8%	15.4%
% of FP17s for the same patient ID Re-attending between 3 & 9 months - Children	146	212	68.9%	60.9%	60.9%	59.8%
% of FP17s for the same patient ID Re-attending between 3 & 9 months - Adults	188	368	51.1%	50.7%	53.2%	52.1%
% of FP17s for Band 1 Urgent Courses	41	501	8.2%	9.1%	8.3%	9.2%
% of FP17s Relating to Free Repair or Replacements	1	501	0.2%	0.7%	0.7%	0.7%
% of FP17s Relating to Continuations	3	501	0.6%	0.8%	0.8%	0.8%
% of Patients satisfied with the dentistry they have received	1	1	N/A	93.0%	93.2%	93.4%
% of Patients satisfied with the time they had to wait for an appointment	1	1	N/A	87.2%	88.5%	87.6%

* This is based on patients treated on this contract for their most recent course of treatment. Figures in italics indicate the base number of FP17s or Patient Questionnaire responses are less than 100. N/A is shown where the base number of responses is less than 10 during the period. % is calculated as Quantity/Base number*100

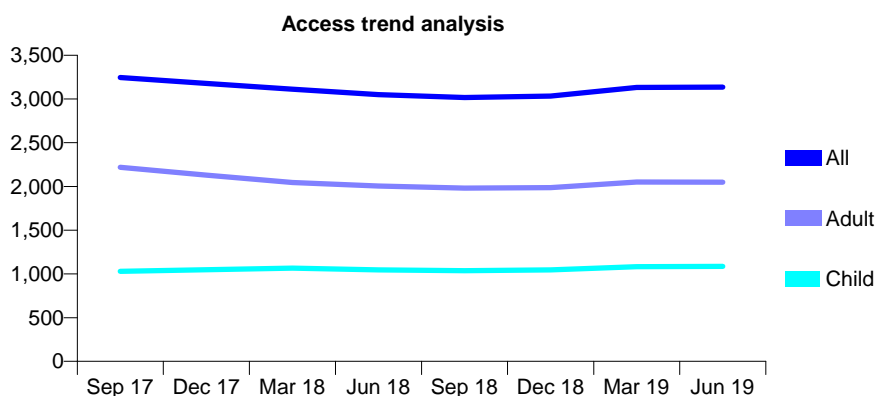
Q56 - Vital Signs At a Glance Contract Report for 215988/0001 - June 2019

Name or company name	MR PG SANDERS
Contract type name	GDS Contract
Purpose of contract	General
Contract start date	01/04/2006
Contract end date	

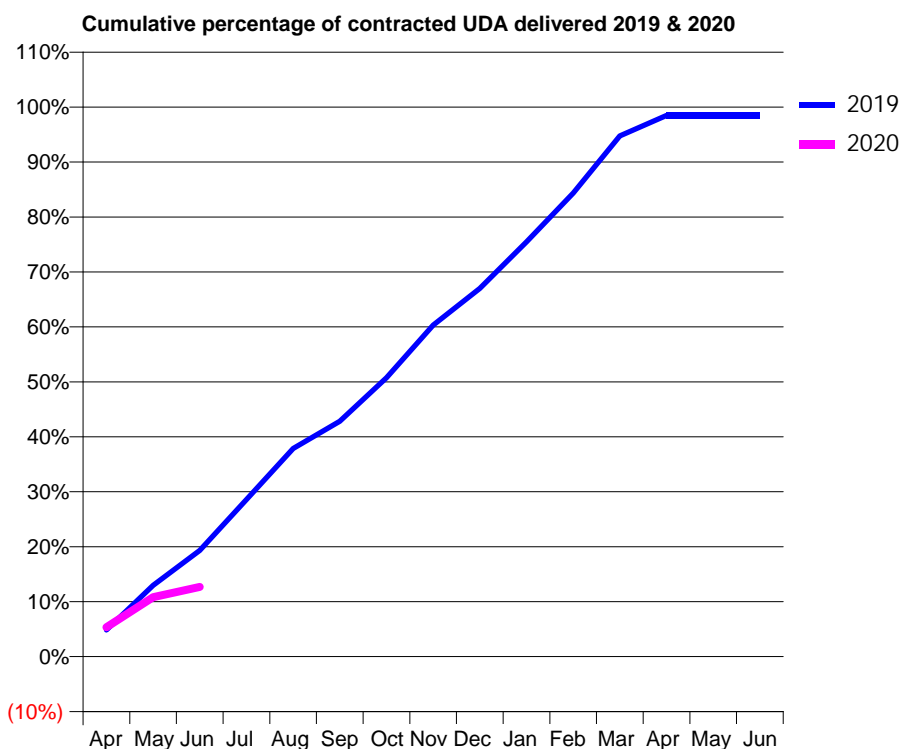
19/20 Contracted general activity (UDA)	6,951
Carry forward general activity (UDA)	0
19/20 Contracted orthodontic activity (UOA)	0
Carry forward orthodontic activity (UOA)	0
Baseline contract value	£194,346.77

ACCESS*

Patients seen in 24 months	Total	Change since previous quarter
Quarter ending June 2018	3,049	
Quarter ending September 2018	3,018	↓
Quarter ending December 2018	3,032	→
Quarter ending March 2019	3,132	↑
Quarter ending June 2019	3,136	→
Variance since June 2018	2.9%	↑



ACTIVITY



Month	Adjusted Scheduled Activity (UDA)	
	2019	2020
April	336	372
May	902	751
June	1,343	881
July	1,985	
August	2,631	
September	2,977	
October	3,528	
November	4,194	
December	4,657	
January	5,245	
February	5,864	
March	6,586	
April	6,846	
May	6,845	
June	6,845	

QUALITY

	Quantity	Base Number	Contract	AT	Region	England
% of FP17s for the same patient ID Re-attending within 3 months - Children	62	417	14.9%	10.1%	11.2%	11.4%
% of FP17s for the same patient ID Re-attending within 3 months - Adults	105	631	16.6%	13.6%	14.8%	15.4%
% of FP17s for the same patient ID Re-attending between 3 & 9 months - Children	257	417	61.6%	60.9%	60.9%	59.8%
% of FP17s for the same patient ID Re-attending between 3 & 9 months - Adults	409	631	64.8%	50.7%	53.2%	52.1%
% of FP17s for Band 1 Urgent Courses	53	660	8.0%	9.1%	8.3%	9.2%
% of FP17s Relating to Free Repair or Replacements	3	660	0.5%	0.7%	0.7%	0.7%
% of FP17s Relating to Continuations	3	660	0.5%	0.8%	0.8%	0.8%
% of Patients satisfied with the dentistry they have received	1	1	N/A	93.0%	93.2%	93.4%
% of Patients satisfied with the time they had to wait for an appointment	1	1	N/A	87.2%	88.5%	87.6%

* This is based on patients treated on this contract for their most recent course of treatment. Figures in italics indicate the base number of FP17s or Patient Questionnaire responses are less than 100. N/A is shown where the base number of responses is less than 10 during the period. % is calculated as Quantity/Base number*100

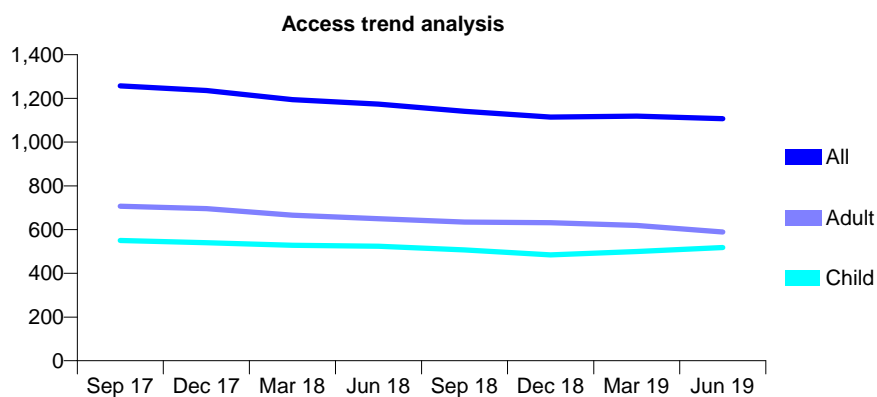
Q56 - Vital Signs At a Glance Contract Report for 220469/0001 - June 2019

Name or company name	The Dental Design Studio
Contract type name	GDS Contract
Purpose of contract	General and Orthodontic
Contract start date	01/04/2006
Contract end date	

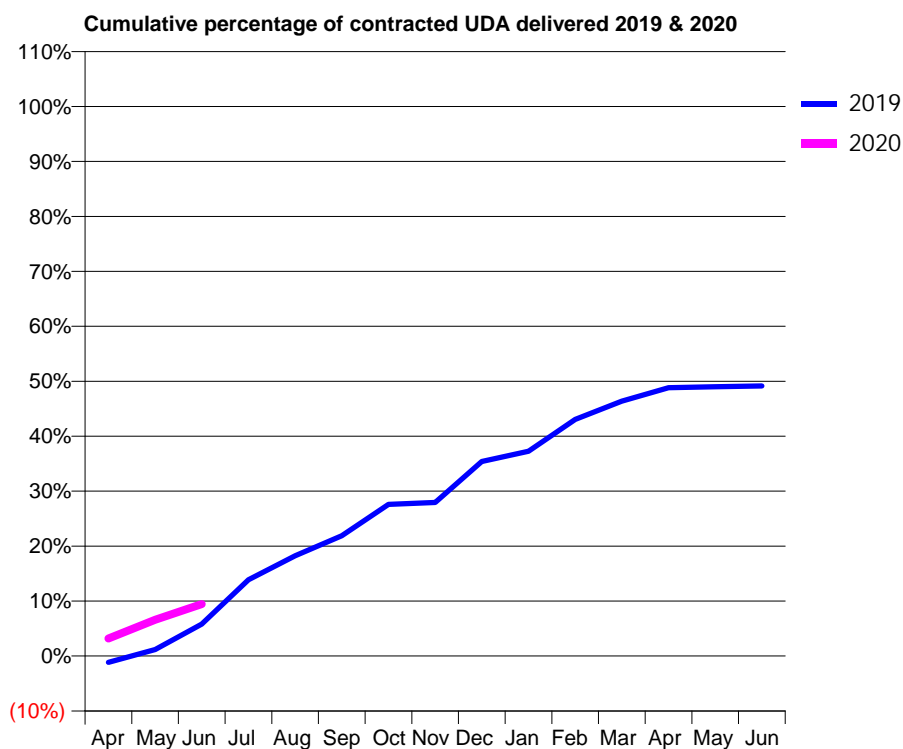
19/20 Contracted general activity (UDA)	2,583
Carry forward general activity (UDA)	0
19/20 Contracted orthodontic activity (UOA)	129
Carry forward orthodontic activity (UOA)	0
Baseline contract value	£67,835.36

ACCESS*

Patients seen in 24 months	Total	Change since previous quarter
Quarter ending June 2018	1,174	
Quarter ending September 2018	1,141	↓
Quarter ending December 2018	1,115	↓
Quarter ending March 2019	1,119	→
Quarter ending June 2019	1,107	↓
Variance since June 2018	(5.7%)	↓



ACTIVITY



Month	Adjusted Scheduled Activity (UDA)	
	2019	2020
April	-48	83
May	48	171
June	237	244
July	567	
August	746	
September	893	
October	1,127	
November	1,141	
December	1,446	
January	1,521	
February	1,759	
March	1,894	
April	1,993	
May	2,001	
June	2,007	

QUALITY

	Quantity	Base Number	Contract	AT	Region	England
% of FP17s for the same patient ID Re-attending within 3 months - Children	10	114	8.8%	10.1%	11.2%	11.4%
% of FP17s for the same patient ID Re-attending within 3 months - Adults	23	137	16.8%	13.6%	14.8%	15.4%
% of FP17s for the same patient ID Re-attending between 3 & 9 months - Children	27	114	23.7%	60.9%	60.9%	59.8%
% of FP17s for the same patient ID Re-attending between 3 & 9 months - Adults	71	137	51.8%	50.7%	53.2%	52.1%
% of FP17s for Band 1 Urgent Courses	20	182	11.0%	9.1%	8.3%	9.2%
% of FP17s Relating to Free Repair or Replacements	0	182	0.0%	0.7%	0.7%	0.7%
% of FP17s Relating to Continuations	5	182	2.7%	0.8%	0.8%	0.8%
% of Patients satisfied with the dentistry they have received	0	0	N/A	93.0%	93.2%	93.4%
% of Patients satisfied with the time they had to wait for an appointment	0	0	N/A	87.2%	88.5%	87.6%

* This is based on patients treated on this contract for their most recent course of treatment. Figures in italics indicate the base number of FP17s or Patient Questionnaire responses are less than 100. N/A is shown where the base number of responses is less than 10 during the period. % is calculated as Quantity/Base number*100

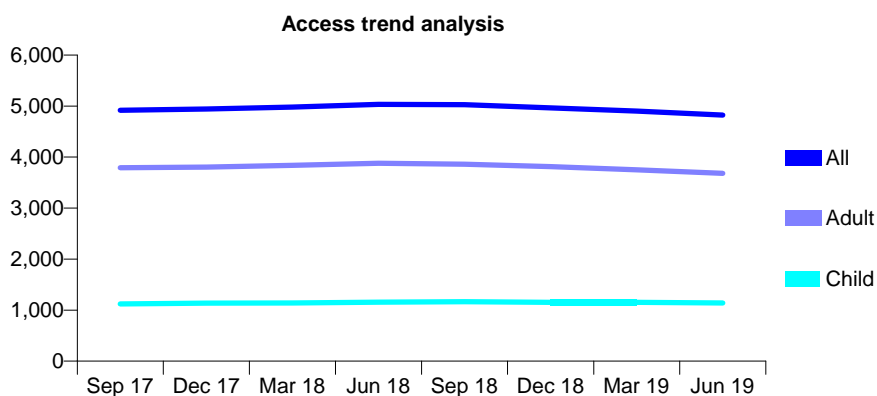
Q56 - Vital Signs At a Glance Contract Report for 222224/0001 - June 2019

Name or company name	MR DA STOTT
Contract type name	GDS Contract
Purpose of contract	General and Orthodontic
Contract start date	01/04/2006
Contract end date	

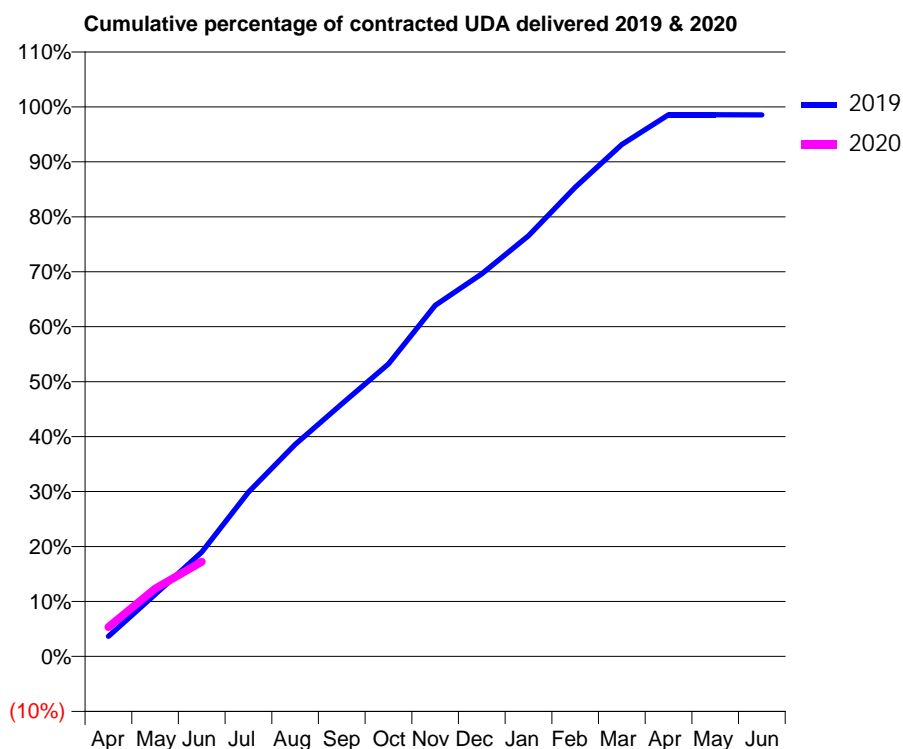
19/20 Contracted general activity (UDA)	12,808
Carry forward general activity (UDA)	0
19/20 Contracted orthodontic activity (UOA)	602
Carry forward orthodontic activity (UOA)	0
Baseline contract value	£351,551.75

ACCESS*

Patients seen in 24 months	Total	Change since previous quarter
Quarter ending June 2018	5,035	
Quarter ending September 2018	5,025	→
Quarter ending December 2018	4,963	↓
Quarter ending March 2019	4,903	↓
Quarter ending June 2019	4,822	↓
Variance since June 2018	(4.2%)	↓



ACTIVITY



Month	2019	2020
April	469	684
May	1,448	1,579
June	2,428	2,206
July	3,829	
August	4,941	
September	5,885	
October	6,817	
November	8,182	
December	8,915	
January	9,804	
February	10,932	
March	11,931	
April	12,623	
May	12,623	
June	12,620	

QUALITY

	Quantity	Base Number	Contract	AT	Region	England
% of FP17s for the same patient ID Re-attending within 3 months - Children	55	470	11.7%	10.1%	11.2%	11.4%
% of FP17s for the same patient ID Re-attending within 3 months - Adults	177	1,478	12.0%	13.6%	14.8%	15.4%
% of FP17s for the same patient ID Re-attending between 3 & 9 months - Children	303	470	64.5%	60.9%	60.9%	59.8%
% of FP17s for the same patient ID Re-attending between 3 & 9 months - Adults	995	1,478	67.3%	50.7%	53.2%	52.1%
% of FP17s for Band 1 Urgent Courses	12	1,282	0.9%	9.1%	8.3%	9.2%
% of FP17s Relating to Free Repair or Replacements	21	1,282	1.6%	0.7%	0.7%	0.7%
% of FP17s Relating to Continuations	16	1,282	1.2%	0.8%	0.8%	0.8%
% of Patients satisfied with the dentistry they have received	1	1	N/A	93.0%	93.2%	93.4%
% of Patients satisfied with the time they had to wait for an appointment	1	1	N/A	87.2%	88.5%	87.6%

* This is based on patients treated on this contract for their most recent course of treatment. Figures in italics indicate the base number of FP17s or Patient Questionnaire responses are less than 100. N/A is shown where the base number of responses is less than 10 during the period. % is calculated as Quantity/Base number*100

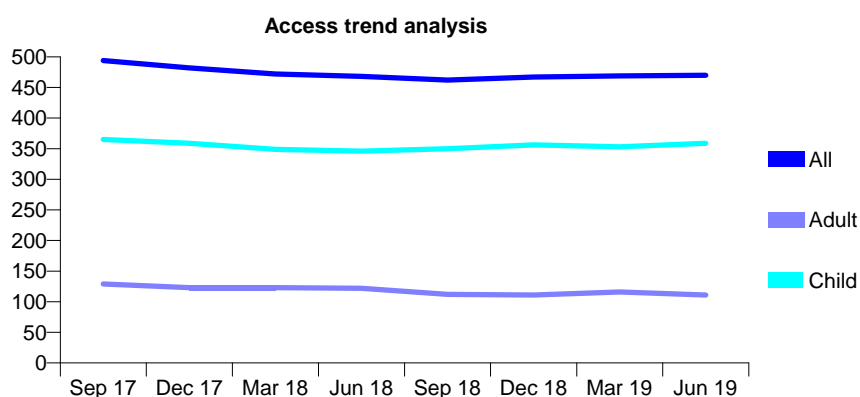
Q56 - Vital Signs At a Glance Contract Report for 229105/0001 - June 2019

Name or company name	MR DP BELLAMY
Contract type name	GDS Contract
Purpose of contract	General
Contract start date	01/04/2006
Contract end date	

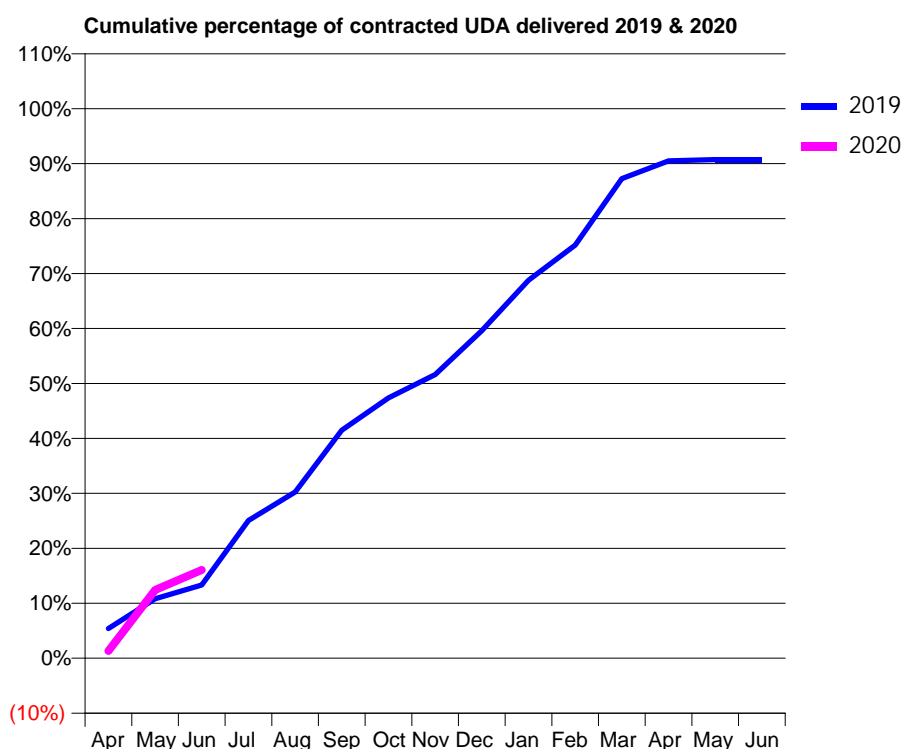
19/20 Contracted general activity (UDA)	909
Carry forward general activity (UDA)	0
19/20 Contracted orthodontic activity (UOA)	0
Carry forward orthodontic activity (UOA)	0
Baseline contract value	£25,030.74

ACCESS*

Patients seen in 24 months	Total	Change since previous quarter
Quarter ending June 2018	468	
Quarter ending September 2018	462	↓
Quarter ending December 2018	467	→
Quarter ending March 2019	469	→
Quarter ending June 2019	470	→
Variance since June 2018	0.4%	→



ACTIVITY



Month	2019	2020
April	49	12
May	98	113
June	121	146
July	228	
August	275	
September	377	
October	430	
November	469	
December	542	
January	625	
February	683	
March	793	
April	823	
May	825	
June	825	

QUALITY

	Quantity	Base Number	Contract	AT	Region	England
% of FP17s for the same patient ID Re-attending within 3 months - Children	6	124	4.8%	10.1%	11.2%	11.4%
% of FP17s for the same patient ID Re-attending within 3 months - Adults	1	19	5.3%	13.6%	14.8%	15.4%
% of FP17s for the same patient ID Re-attending between 3 & 9 months - Children	92	124	74.2%	60.9%	60.9%	59.8%
% of FP17s for the same patient ID Re-attending between 3 & 9 months - Adults	10	19	52.6%	50.7%	53.2%	52.1%
% of FP17s for Band 1 Urgent Courses	0	120	0.0%	9.1%	8.3%	9.2%
% of FP17s Relating to Free Repair or Replacements	0	120	0.0%	0.7%	0.7%	0.7%
% of FP17s Relating to Continuations	1	120	0.8%	0.8%	0.8%	0.8%
% of Patients satisfied with the dentistry they have received	0	0	N/A	93.0%	93.2%	93.4%
% of Patients satisfied with the time they had to wait for an appointment	0	0	N/A	87.2%	88.5%	87.6%

* This is based on patients treated on this contract for their most recent course of treatment.

Figures in italics indicate the base number of FP17s or Patient Questionnaire responses are less than 100. N/A is shown where the base number of responses is less than 10 during the period. % is calculated as Quantity/Base number*100

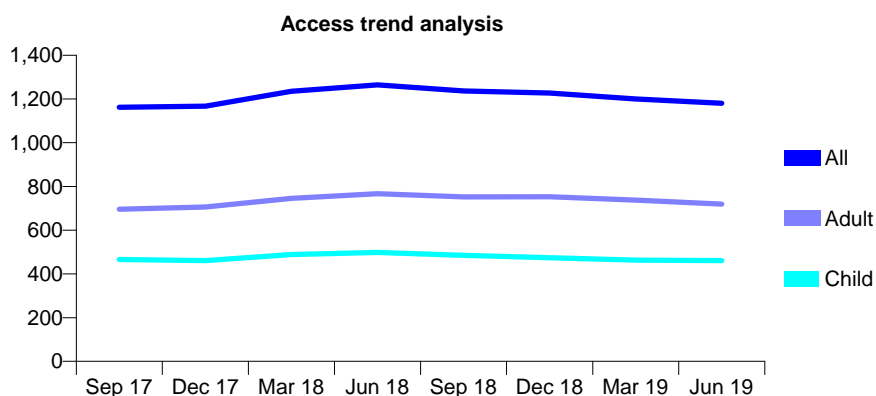
Q56 - Vital Signs At a Glance Contract Report for 232475/0001 - June 2019

Name or company name	Mr S Nicol, Mr R Bryant, Mr E Coyle and M:
Contract type name	GDS Contract
Purpose of contract	General
Contract start date	01/04/2006
Contract end date	

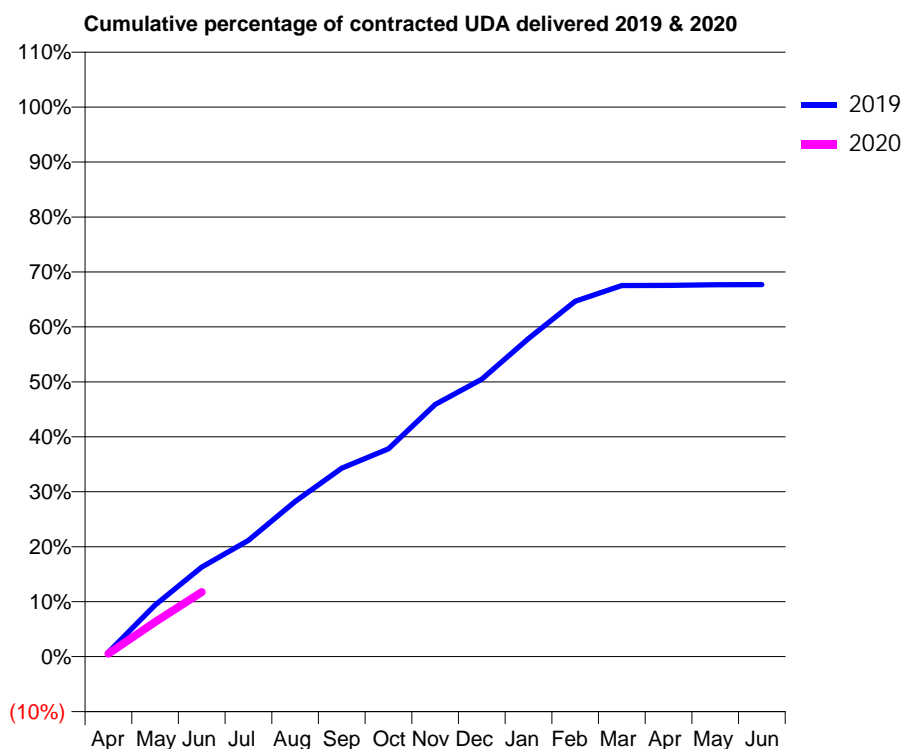
19/20 Contracted general activity (UDA)	4,022
Carry forward general activity (UDA)	0
19/20 Contracted orthodontic activity (UOA)	0
Carry forward orthodontic activity (UOA)	0
Baseline contract value	£123,251.71

ACCESS*

Patients seen in 24 months	Total	Change since previous quarter
Quarter ending June 2018	1,265	
Quarter ending September 2018	1,237	↓
Quarter ending December 2018	1,227	→
Quarter ending March 2019	1,200	↓
Quarter ending June 2019	1,180	↓
Variance since June 2018	(6.7%)	↓



ACTIVITY



Month	Adjusted Scheduled Activity (UDA)	
	2019	2020
April	33	22
May	378	254
June	655	473
July	852	
August	1,135	
September	1,380	
October	1,521	
November	1,845	
December	2,031	
January	2,328	
February	2,600	
March	2,716	
April	2,717	
May	2,722	
June	2,723	

QUALITY

	Quantity	Base Number	Contract	AT	Region	England
% of FP17s for the same patient ID Re-attending within 3 months - Children	5	150	3.3%	10.1%	11.2%	11.4%
% of FP17s for the same patient ID Re-attending within 3 months - Adults	15	154	9.7%	13.6%	14.8%	15.4%
% of FP17s for the same patient ID Re-attending between 3 & 9 months - Children	90	150	60.0%	60.9%	60.9%	59.8%
% of FP17s for the same patient ID Re-attending between 3 & 9 months - Adults	63	154	40.9%	50.7%	53.2%	52.1%
% of FP17s for Band 1 Urgent Courses	14	299	4.7%	9.1%	8.3%	9.2%
% of FP17s Relating to Free Repair or Replacements	1	299	0.3%	0.7%	0.7%	0.7%
% of FP17s Relating to Continuations	3	299	1.0%	0.8%	0.8%	0.8%
% of Patients satisfied with the dentistry they have received	1	1	N/A	93.0%	93.2%	93.4%
% of Patients satisfied with the time they had to wait for an appointment	1	1	N/A	87.2%	88.5%	87.6%

* This is based on patients treated on this contract for their most recent course of treatment. Figures in italics indicate the base number of FP17s or Patient Questionnaire responses are less than 100. N/A is shown where the base number of responses is less than 10 during the period. % is calculated as Quantity/Base number*100

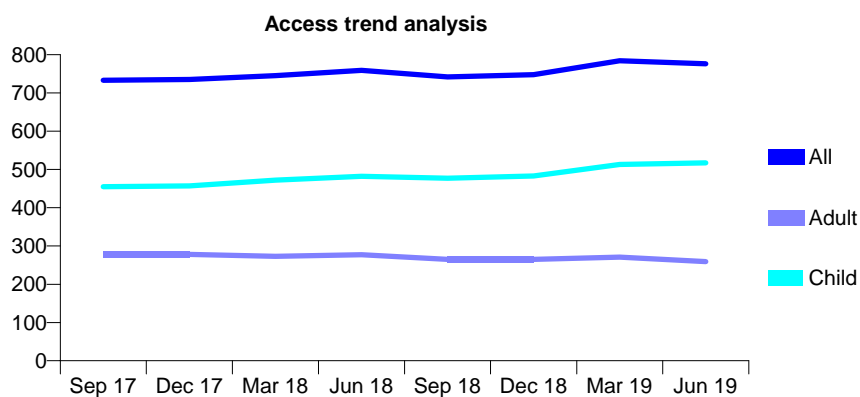
Q56 - Vital Signs At a Glance Contract Report for 233129/0001 - June 2019

Name or company name	MR RF TILLY
Contract type name	GDS Contract
Purpose of contract	General
Contract start date	01/04/2006
Contract end date	

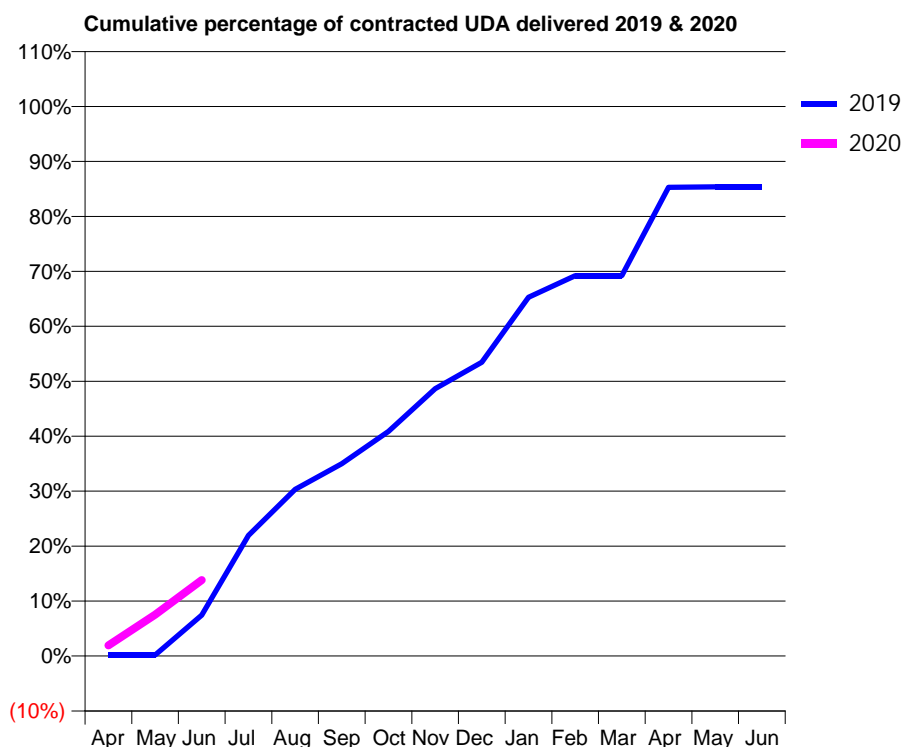
19/20 Contracted general activity (UDA)	1,750
Carry forward general activity (UDA)	0
19/20 Contracted orthodontic activity (UOA)	0
Carry forward orthodontic activity (UOA)	0
Baseline contract value	£38,359.61

ACCESS*

Patients seen in 24 months	Total	Change since previous quarter
Quarter ending June 2018	759	
Quarter ending September 2018	742	↓
Quarter ending December 2018	748	→
Quarter ending March 2019	784	↑
Quarter ending June 2019	776	↓
Variance since June 2018	2.2%	↑



ACTIVITY



Month	Adjusted Scheduled Activity (UDA)	
	2019	2020
April	3	34
May	3	132
June	130	242
July	384	
August	531	
September	612	
October	715	
November	851	
December	935	
January	1,142	
February	1,211	
March	1,211	
April	1,492	
May	1,494	
June	1,494	

QUALITY

	Quantity	Base Number	Contract	AT	Region	England
% of FP17s for the same patient ID Re-attending within 3 months - Children	8	259	3.1%	10.1%	11.2%	11.4%
% of FP17s for the same patient ID Re-attending within 3 months - Adults	8	93	8.6%	13.6%	14.8%	15.4%
% of FP17s for the same patient ID Re-attending between 3 & 9 months - Children	189	259	73.0%	60.9%	60.9%	59.8%
% of FP17s for the same patient ID Re-attending between 3 & 9 months - Adults	69	93	74.2%	50.7%	53.2%	52.1%
% of FP17s for Band 1 Urgent Courses	0	164	0.0%	9.1%	8.3%	9.2%
% of FP17s Relating to Free Repair or Replacements	0	164	0.0%	0.7%	0.7%	0.7%
% of FP17s Relating to Continuations	0	164	0.0%	0.8%	0.8%	0.8%
% of Patients satisfied with the dentistry they have received	0	0	N/A	93.0%	93.2%	93.4%
% of Patients satisfied with the time they had to wait for an appointment	0	0	N/A	87.2%	88.5%	87.6%

* This is based on patients treated on this contract for their most recent course of treatment. Figures in italics indicate the base number of FP17s or Patient Questionnaire responses are less than 100. N/A is shown where the base number of responses is less than 10 during the period. % is calculated as Quantity/Base number*100

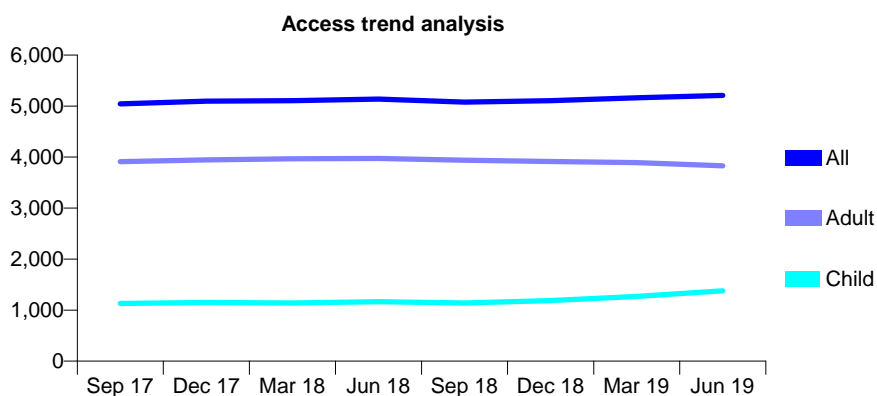
Q56 - Vital Signs At a Glance Contract Report for 244333/0002 - June 2019

Name or company name	MR H MORILLO-GONZALES DE V
Contract type name	GDS Contract
Purpose of contract	General
Contract start date	16/09/2008
Contract end date	

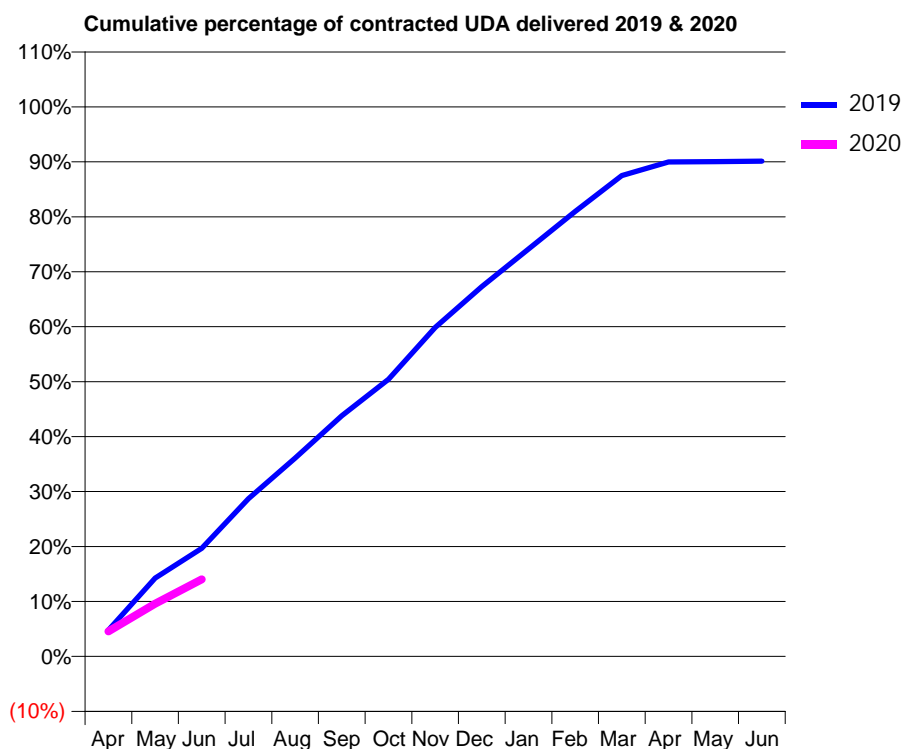
19/20 Contracted general activity (UDA)	14,224
Carry forward general activity (UDA)	0
19/20 Contracted orthodontic activity (UOA)	0
Carry forward orthodontic activity (UOA)	0
Baseline contract value	£368,752.03

ACCESS*

Patients seen in 24 months	Total	Change since previous quarter
Quarter ending June 2018	5,138	
Quarter ending September 2018	5,079	↓
Quarter ending December 2018	5,104	→
Quarter ending March 2019	5,161	→
Quarter ending June 2019	5,210	→
Variance since June 2018	1.4%	→



ACTIVITY



Month	2019	2020
April	680	647
May	2,027	1,365
June	2,797	1,995
July	4,083	
August	5,133	
September	6,228	
October	7,174	
November	8,513	
December	9,569	
January	10,542	
February	11,515	
March	12,444	
April	12,798	
May	12,803	
June	12,817	

QUALITY

	Quantity	Base Number	Contract	AT	Region	England
% of FP17s for the same patient ID Re-attending within 3 months - Children	24	581	4.1%	10.1%	11.2%	11.4%
% of FP17s for the same patient ID Re-attending within 3 months - Adults	97	873	11.1%	13.6%	14.8%	15.4%
% of FP17s for the same patient ID Re-attending between 3 & 9 months - Children	333	581	57.3%	60.9%	60.9%	59.8%
% of FP17s for the same patient ID Re-attending between 3 & 9 months - Adults	507	873	58.1%	50.7%	53.2%	52.1%
% of FP17s for Band 1 Urgent Courses	77	1,072	7.2%	9.1%	8.3%	9.2%
% of FP17s Relating to Free Repair or Replacements	2	1,072	0.2%	0.7%	0.7%	0.7%
% of FP17s Relating to Continuations	7	1,072	0.7%	0.8%	0.8%	0.8%
% of Patients satisfied with the dentistry they have received	4	4	N/A	93.0%	93.2%	93.4%
% of Patients satisfied with the time they had to wait for an appointment	3	4	N/A	87.2%	88.5%	87.6%

* This is based on patients treated on this contract for their most recent course of treatment. Figures in italics indicate the base number of FP17s or Patient Questionnaire responses are less than 100. N/A is shown where the base number of responses is less than 10 during the period. % is calculated as Quantity/Base number*100

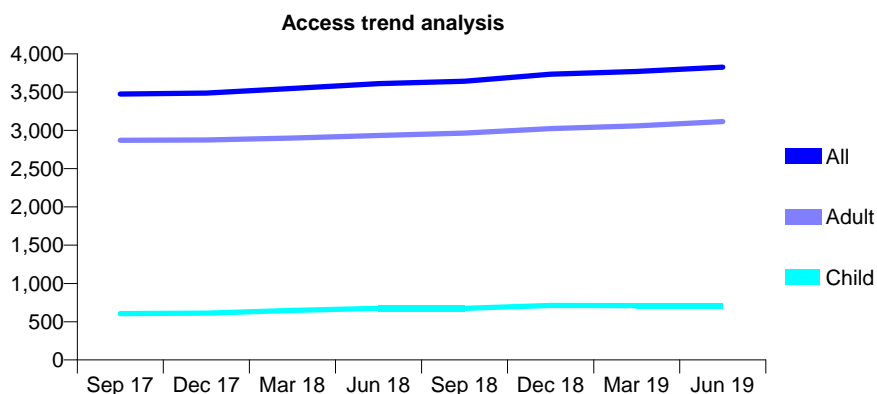
Q56 - Vital Signs At a Glance Contract Report for 245887/0001 - June 2019

Name or company name	MS CA FROST
Contract type name	PDS Contract
Purpose of contract	General
Contract start date	01/08/2014
Contract end date	30/06/2019

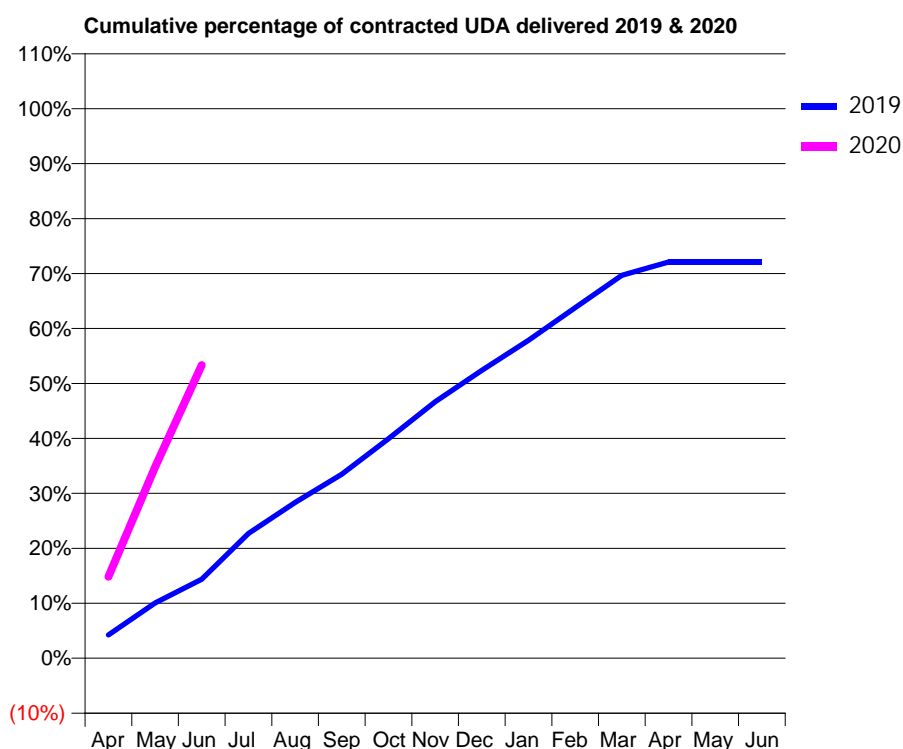
19/20 Contracted general activity (UDA)	3,688
Carry forward general activity (UDA)	0
19/20 Contracted orthodontic activity (UOA)	0
Carry forward orthodontic activity (UOA)	0
Baseline contract value	£108,471.68

ACCESS*

Patients seen in 24 months	Total	Change since previous quarter
Quarter ending June 2018	3,611	
Quarter ending September 2018	3,642	→
Quarter ending December 2018	3,735	↑
Quarter ending March 2019	3,769	→
Quarter ending June 2019	3,827	→
Variance since June 2018	6.0%	↑



ACTIVITY



Month	2019	2020
April	623	547
May	1,483	1,284
June	2,121	1,968
July	3,347	
August	4,181	
September	4,938	
October	5,895	
November	6,884	
December	7,726	
January	8,536	
February	9,410	
March	10,280	
April	10,632	
May	10,633	
June	10,633	

QUALITY

	Quantity	Base Number	Contract	AT	Region	England
% of FP17s for the same patient ID Re-attending within 3 months - Children	10	247	4.0%	10.1%	11.2%	11.4%
% of FP17s for the same patient ID Re-attending within 3 months - Adults	149	987	15.1%	13.6%	14.8%	15.4%
% of FP17s for the same patient ID Re-attending between 3 & 9 months - Children	156	247	63.2%	60.9%	60.9%	59.8%
% of FP17s for the same patient ID Re-attending between 3 & 9 months - Adults	489	987	49.5%	50.7%	53.2%	52.1%
% of FP17s for Band 1 Urgent Courses	115	1,060	10.8%	9.1%	8.3%	9.2%
% of FP17s Relating to Free Repair or Replacements	1	1,060	0.1%	0.7%	0.7%	0.7%
% of FP17s Relating to Continuations	22	1,060	2.1%	0.8%	0.8%	0.8%
% of Patients satisfied with the dentistry they have received	2	2	N/A	93.0%	93.2%	93.4%
% of Patients satisfied with the time they had to wait for an appointment	2	2	N/A	87.2%	88.5%	87.6%

* This is based on patients treated on this contract for their most recent course of treatment.

Figures in italics indicate the base number of FP17s or Patient Questionnaire responses are less than 100. N/A is shown where the base number of responses is less than 10 during the period. % is calculated as Quantity/Base number*100

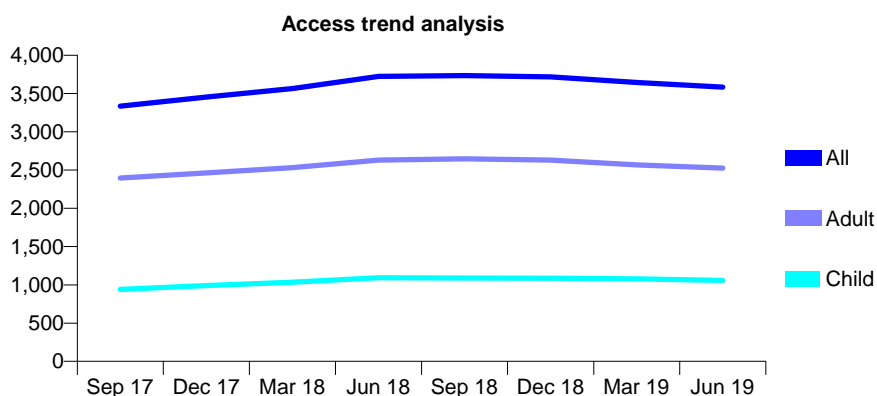
Q56 - Vital Signs At a Glance Contract Report for 257257/0002 - June 2019

Name or company name	MR JJ VILJOEN
Contract type name	GDS Contract
Purpose of contract	General
Contract start date	01/02/2010
Contract end date	

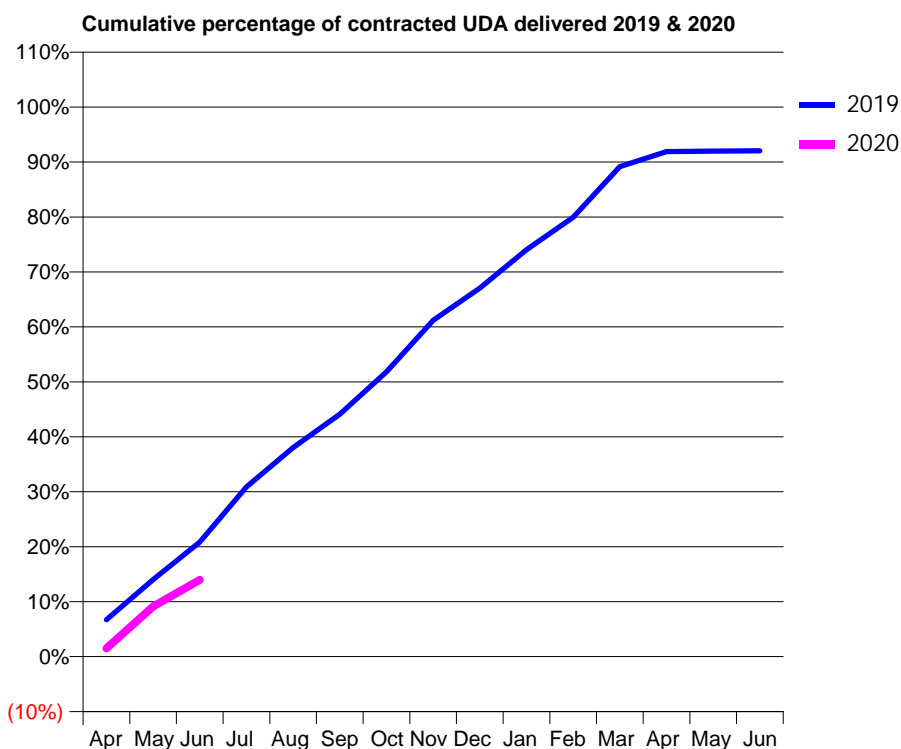
19/20 Contracted general activity (UDA)	9,942
Carry forward general activity (UDA)	0
19/20 Contracted orthodontic activity (UOA)	0
Carry forward orthodontic activity (UOA)	0
Baseline contract value	£253,397.32

ACCESS*

Patients seen in 24 months	Total	Change since previous quarter
Quarter ending June 2018	3,723	
Quarter ending September 2018	3,735	→
Quarter ending December 2018	3,716	→
Quarter ending March 2019	3,644	↓
Quarter ending June 2019	3,584	↓
Variance since June 2018	(3.7%)	↓



ACTIVITY



Month	Adjusted Scheduled Activity (UDA)	
	2019	2020
April	667	149
May	1,392	909
June	2,071	1,387
July	3,069	
August	3,783	
September	4,384	
October	5,153	
November	6,083	
December	6,666	
January	7,362	
February	7,949	
March	8,863	
April	9,136	
May	9,145	
June	9,150	

QUALITY

	Quantity	Base Number	Contract	AT	Region	England
% of FP17s for the same patient ID Re-attending within 3 months - Children	21	310	6.8%	10.1%	11.2%	11.4%
% of FP17s for the same patient ID Re-attending within 3 months - Adults	71	810	8.8%	13.6%	14.8%	15.4%
% of FP17s for the same patient ID Re-attending between 3 & 9 months - Children	232	310	74.8%	60.9%	60.9%	59.8%
% of FP17s for the same patient ID Re-attending between 3 & 9 months - Adults	606	810	74.8%	50.7%	53.2%	52.1%
% of FP17s for Band 1 Urgent Courses	82	936	8.8%	9.1%	8.3%	9.2%
% of FP17s Relating to Free Repair or Replacements	2	936	0.2%	0.7%	0.7%	0.7%
% of FP17s Relating to Continuations	0	936	0.0%	0.8%	0.8%	0.8%
% of Patients satisfied with the dentistry they have received	1	1	N/A	93.0%	93.2%	93.4%
% of Patients satisfied with the time they had to wait for an appointment	1	1	N/A	87.2%	88.5%	87.6%

* This is based on patients treated on this contract for their most recent course of treatment. Figures in italics indicate the base number of FP17s or Patient Questionnaire responses are less than 100. N/A is shown where the base number of responses is less than 10 during the period. % is calculated as Quantity/Base number*100

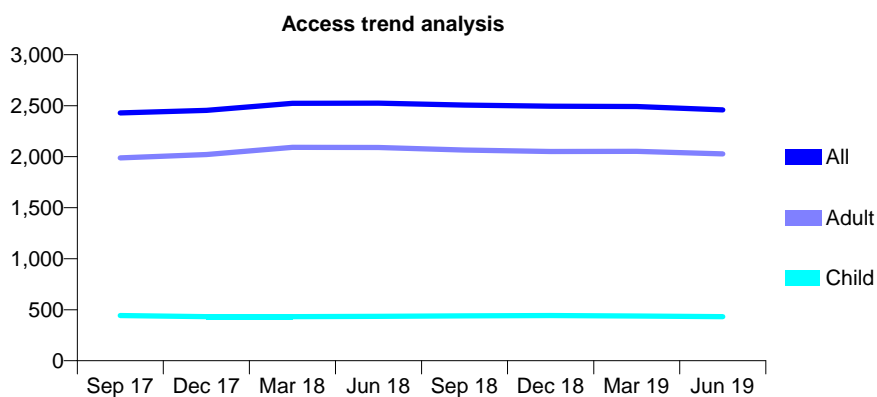
Q56 - Vital Signs At a Glance Contract Report for 258083/0001 - June 2019

Name or company name	MR AA KHODADADIAN
Contract type name	GDS Contract
Purpose of contract	General
Contract start date	01/04/2006
Contract end date	

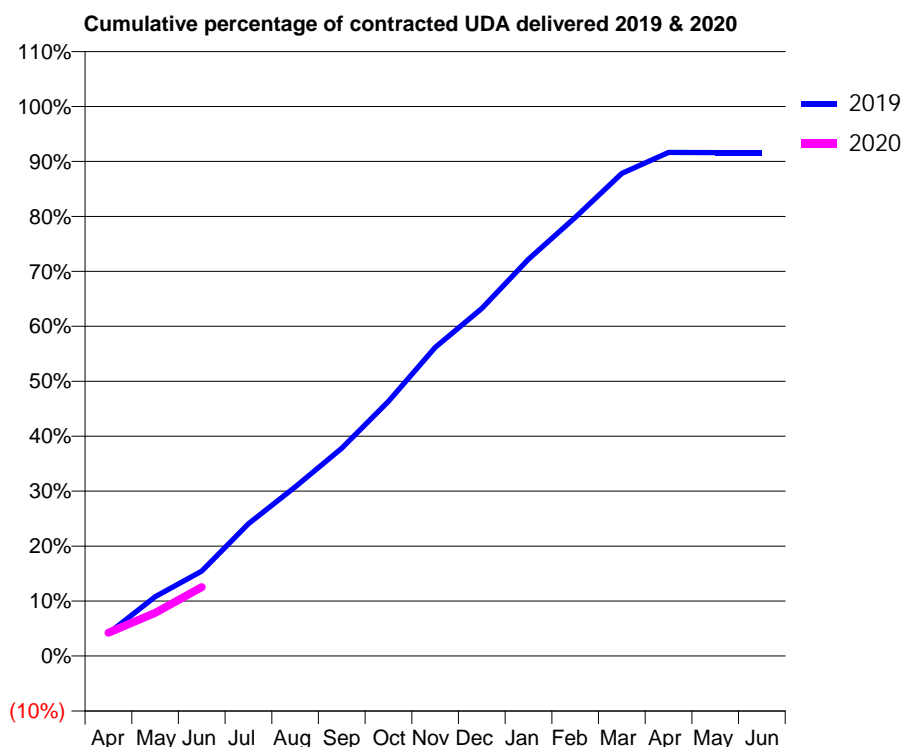
19/20 Contracted general activity (UDA)	7,400
Carry forward general activity (UDA)	0
19/20 Contracted orthodontic activity (UOA)	0
Carry forward orthodontic activity (UOA)	0
Baseline contract value	£189,631.07

ACCESS*

Patients seen in 24 months	Total	Change since previous quarter
Quarter ending June 2018	2,525	
Quarter ending September 2018	2,505	→
Quarter ending December 2018	2,495	→
Quarter ending March 2019	2,492	→
Quarter ending June 2019	2,459	↓
Variance since June 2018	(2.6%)	↓



ACTIVITY



Month	Adjusted Scheduled Activity (UDA)	
	2019	2020
April	304	313
May	799	582
June	1,142	927
July	1,783	
August	2,279	
September	2,799	
October	3,429	
November	4,156	
December	4,680	
January	5,342	
February	5,906	
March	6,498	
April	6,779	
May	6,778	
June	6,778	

QUALITY

	Quantity	Base Number	Contract	AT	Region	England
% of FP17s for the same patient ID Re-attending within 3 months - Children	6	124	4.8%	10.1%	11.2%	11.4%
% of FP17s for the same patient ID Re-attending within 3 months - Adults	53	559	9.5%	13.6%	14.8%	15.4%
% of FP17s for the same patient ID Re-attending between 3 & 9 months - Children	83	124	66.9%	60.9%	60.9%	59.8%
% of FP17s for the same patient ID Re-attending between 3 & 9 months - Adults	325	559	58.1%	50.7%	53.2%	52.1%
% of FP17s for Band 1 Urgent Courses	29	545	5.3%	9.1%	8.3%	9.2%
% of FP17s Relating to Free Repair or Replacements	4	545	0.7%	0.7%	0.7%	0.7%
% of FP17s Relating to Continuations	5	545	0.9%	0.8%	0.8%	0.8%
% of Patients satisfied with the dentistry they have received	5	5	N/A	93.0%	93.2%	93.4%
% of Patients satisfied with the time they had to wait for an appointment	4	5	N/A	87.2%	88.5%	87.6%

* This is based on patients treated on this contract for their most recent course of treatment. Figures in italics indicate the base number of FP17s or Patient Questionnaire responses are less than 100. N/A is shown where the base number of responses is less than 10 during the period. % is calculated as Quantity/Base number*100

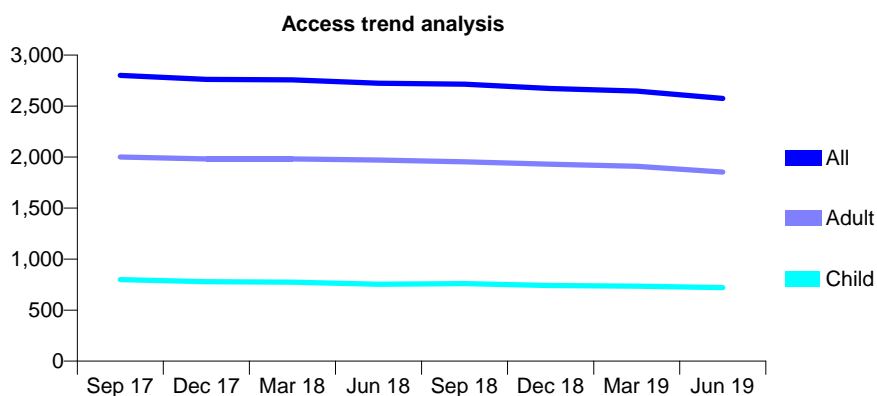
Q56 - Vital Signs At a Glance Contract Report for 258229/0001 - June 2019

Name or company name	MR S KORDANY
Contract type name	GDS Contract
Purpose of contract	General
Contract start date	01/04/2006
Contract end date	

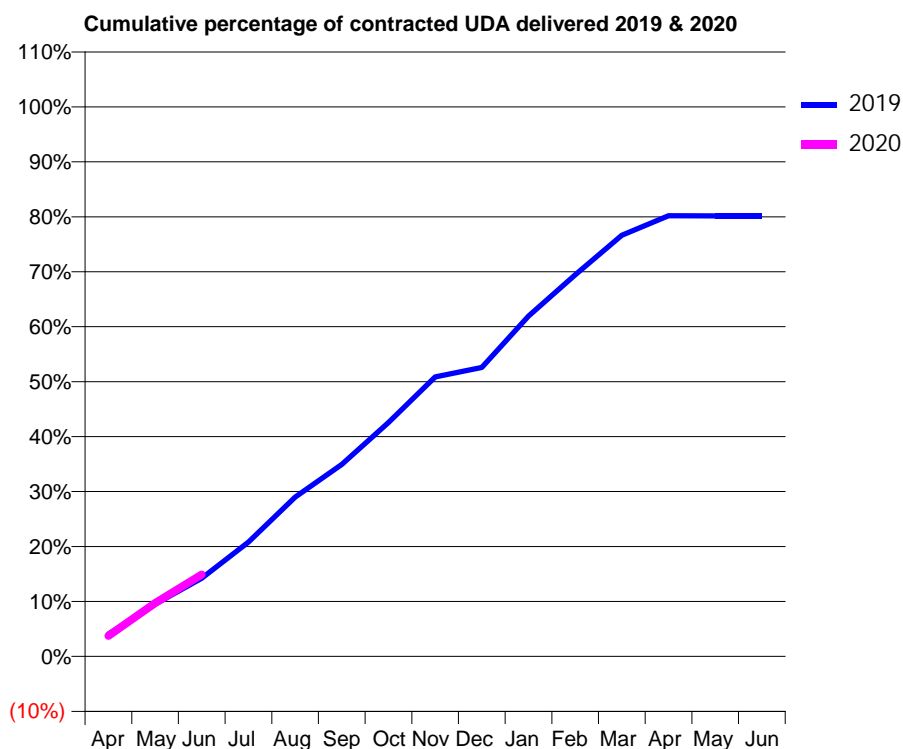
19/20 Contracted general activity (UDA)	8,000
Carry forward general activity (UDA)	0
19/20 Contracted orthodontic activity (UOA)	0
Carry forward orthodontic activity (UOA)	0
Baseline contract value	£199,819.64

ACCESS*

Patients seen in 24 months	Total	Change since previous quarter
Quarter ending June 2018	2,724	
Quarter ending September 2018	2,714	→
Quarter ending December 2018	2,672	↓
Quarter ending March 2019	2,646	→
Quarter ending June 2019	2,574	↓
Variance since June 2018	(5.5%)	↓



ACTIVITY



Month	2019	2020
April	324	300
May	759	778
June	1,139	1,190
July	1,664	
August	2,319	
September	2,795	
October	3,406	
November	4,068	
December	4,206	
January	4,954	
February	5,556	
March	6,130	
April	6,415	
May	6,413	
June	6,413	

QUALITY

	Quantity	Base Number	Contract	AT	Region	England
% of FP17s for the same patient ID Re-attending within 3 months - Children	7	228	3.1%	10.1%	11.2%	11.4%
% of FP17s for the same patient ID Re-attending within 3 months - Adults	85	650	13.1%	13.6%	14.8%	15.4%
% of FP17s for the same patient ID Re-attending between 3 & 9 months - Children	155	228	68.0%	60.9%	60.9%	59.8%
% of FP17s for the same patient ID Re-attending between 3 & 9 months - Adults	448	650	68.9%	50.7%	53.2%	52.1%
% of FP17s for Band 1 Urgent Courses	47	755	6.2%	9.1%	8.3%	9.2%
% of FP17s Relating to Free Repair or Replacements	6	755	0.8%	0.7%	0.7%	0.7%
% of FP17s Relating to Continuations	2	755	0.3%	0.8%	0.8%	0.8%
% of Patients satisfied with the dentistry they have received	2	2	N/A	93.0%	93.2%	93.4%
% of Patients satisfied with the time they had to wait for an appointment	2	2	N/A	87.2%	88.5%	87.6%

* This is based on patients treated on this contract for their most recent course of treatment. Figures in italics indicate the base number of FP17s or Patient Questionnaire responses are less than 100. N/A is shown where the base number of responses is less than 10 during the period. % is calculated as Quantity/Base number*100

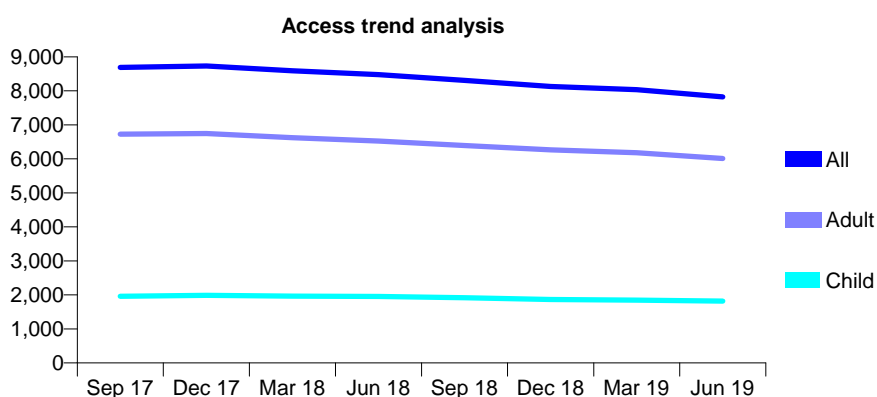
Q56 - Vital Signs At a Glance Contract Report for 262080/0002 - June 2019

Name or company name	MR A KHANI
Contract type name	Pilot Contract
Purpose of contract	General
Contract start date	01/06/2006
Contract end date	

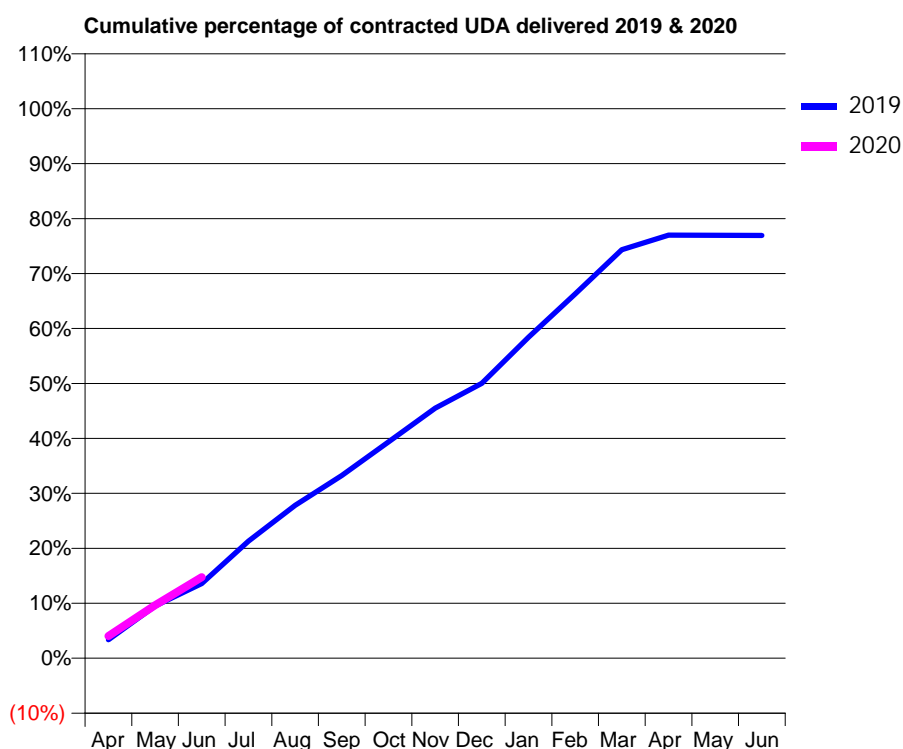
19/20 Contracted general activity (UDA)	27,000
Carry forward general activity (UDA)	0
19/20 Contracted orthodontic activity (UOA)	0
Carry forward orthodontic activity (UOA)	0
Baseline contract value	£666,232.97

ACCESS*

Patients seen in 24 months	Total	Change since previous quarter
Quarter ending June 2018	8,478	
Quarter ending September 2018	8,309	↓
Quarter ending December 2018	8,128	↓
Quarter ending March 2019	8,033	↓
Quarter ending June 2019	7,826	↓
Variance since June 2018	(7.7%)	↓



ACTIVITY



Month	2019	2020
April	906	1,088
May	2,573	2,612
June	3,670	3,983
July	5,758	
August	7,512	
September	8,980	
October	10,626	
November	12,291	
December	13,506	
January	15,767	
February	17,898	
March	20,075	
April	20,789	
May	20,782	
June	20,775	

QUALITY

	Quantity	Base Number	Contract	AT	Region	England
% of FP17s for the same patient ID Re-attending within 3 months - Children	26	631	4.1%	10.1%	11.2%	11.4%
% of FP17s for the same patient ID Re-attending within 3 months - Adults	155	1,716	9.0%	13.6%	14.8%	15.4%
% of FP17s for the same patient ID Re-attending between 3 & 9 months - Children	383	631	60.7%	60.9%	60.9%	59.8%
% of FP17s for the same patient ID Re-attending between 3 & 9 months - Adults	909	1,716	53.0%	50.7%	53.2%	52.1%
% of FP17s for Band 1 Urgent Courses	97	2,053	4.7%	9.1%	8.3%	9.2%
% of FP17s Relating to Free Repair or Replacements	6	2,053	0.3%	0.7%	0.7%	0.7%
% of FP17s Relating to Continuations	12	2,053	0.6%	0.8%	0.8%	0.8%
% of Patients satisfied with the dentistry they have received	8	9	N/A	93.0%	93.2%	93.4%
% of Patients satisfied with the time they had to wait for an appointment	8	9	N/A	87.2%	88.5%	87.6%

* This is based on patients treated on this contract for their most recent course of treatment. Figures in italics indicate the base number of FP17s or Patient Questionnaire responses are less than 100. N/A is shown where the base number of responses is less than 10 during the period. % is calculated as Quantity/Base number*100

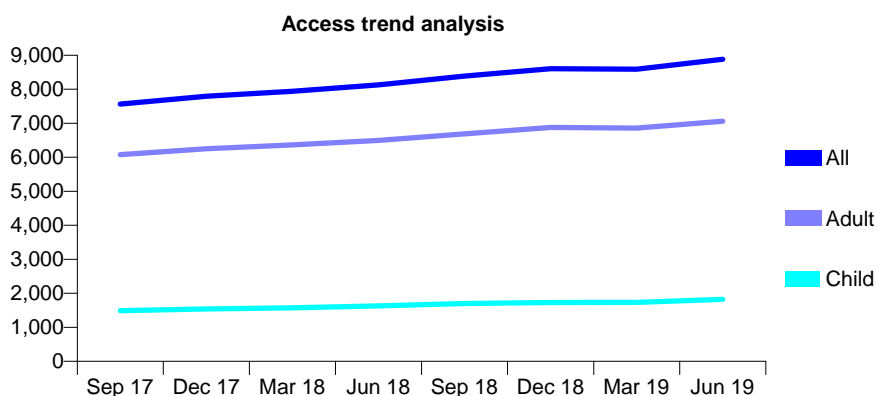
Q56 - Vital Signs At a Glance Contract Report for 263370/0001 - June 2019

Name or company name	Dr Baker & Dr. Al-Ali
Contract type name	GDS Contract
Purpose of contract	General
Contract start date	23/11/2009
Contract end date	

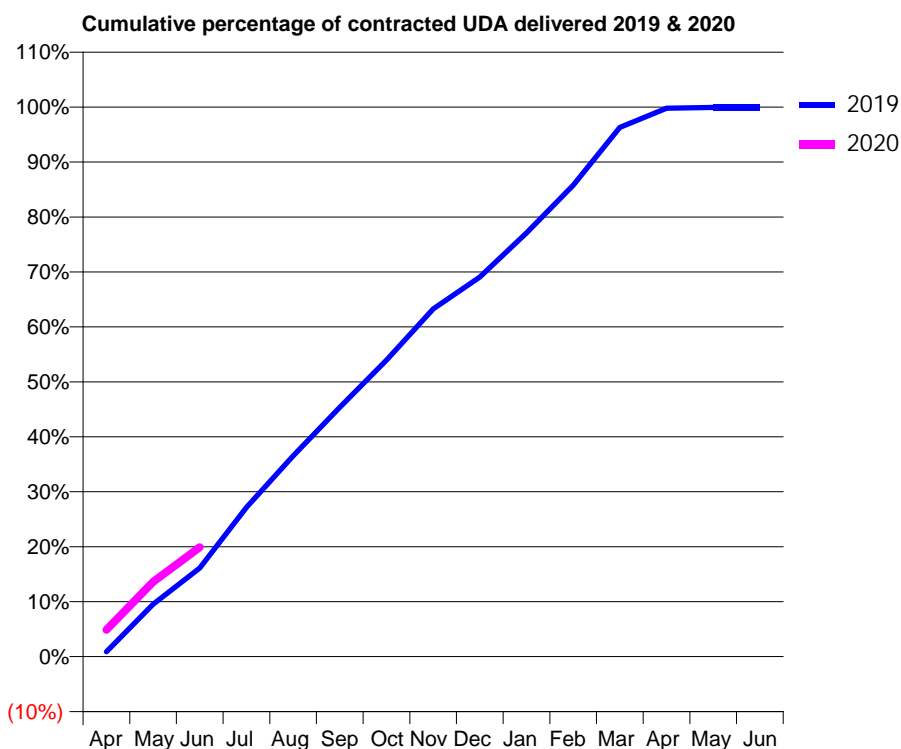
19/20 Contracted general activity (UDA)	22,763
Carry forward general activity (UDA)	0
19/20 Contracted orthodontic activity (UOA)	0
Carry forward orthodontic activity (UOA)	0
Baseline contract value	£531,792.21

ACCESS*

Patients seen in 24 months	Total	Change since previous quarter
Quarter ending June 2018	8,127	
Quarter ending September 2018	8,388	↑
Quarter ending December 2018	8,606	↑
Quarter ending March 2019	8,592	→
Quarter ending June 2019	8,883	↑
Variance since June 2018	9.3%	↑



ACTIVITY



Month	Adjusted Scheduled Activity (UDA)	
	2019	2020
April	202	1,115
May	2,174	3,104
June	3,671	4,531
July	6,186	
August	8,316	
September	10,325	
October	12,283	
November	14,404	
December	15,717	
January	17,555	
February	19,523	
March	21,923	
April	22,719	
May	22,743	
June	22,743	

QUALITY

	Quantity	Base Number	Contract	AT	Region	England
% of FP17s for the same patient ID Re-attending within 3 months - Children	50	673	7.4%	10.1%	11.2%	11.4%
% of FP17s for the same patient ID Re-attending within 3 months - Adults	264	2,410	11.0%	13.6%	14.8%	15.4%
% of FP17s for the same patient ID Re-attending between 3 & 9 months - Children	398	673	59.1%	60.9%	60.9%	59.8%
% of FP17s for the same patient ID Re-attending between 3 & 9 months - Adults	1,480	2,410	61.4%	50.7%	53.2%	52.1%
% of FP17s for Band 1 Urgent Courses	144	2,636	5.5%	9.1%	8.3%	9.2%
% of FP17s Relating to Free Repair or Replacements	50	2,636	1.9%	0.7%	0.7%	0.7%
% of FP17s Relating to Continuations	25	2,636	0.9%	0.8%	0.8%	0.8%
% of Patients satisfied with the dentistry they have received	5	6	N/A	93.0%	93.2%	93.4%
% of Patients satisfied with the time they had to wait for an appointment	6	6	N/A	87.2%	88.5%	87.6%

* This is based on patients treated on this contract for their most recent course of treatment. Figures in italics indicate the base number of FP17s or Patient Questionnaire responses are less than 100. N/A is shown where the base number of responses is less than 10 during the period. % is calculated as Quantity/Base number*100

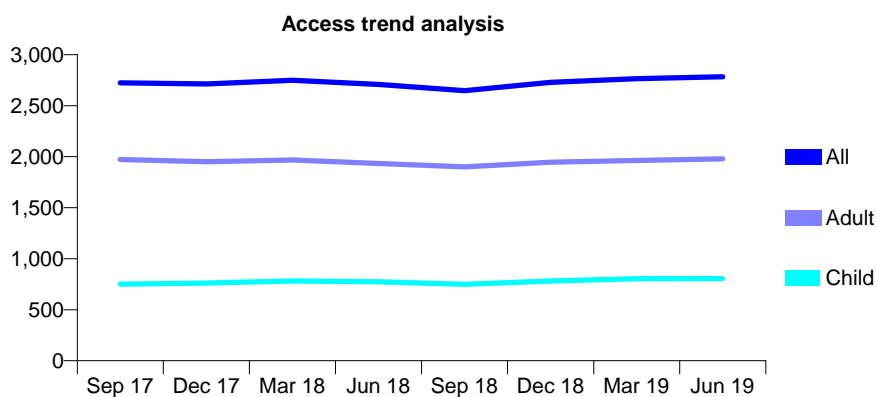
Q56 - Vital Signs At a Glance Contract Report for 264113/0001 - June 2019

Name or company name	MISS O OMOREGIE
Contract type name	GDS Contract
Purpose of contract	General
Contract start date	20/12/2007
Contract end date	

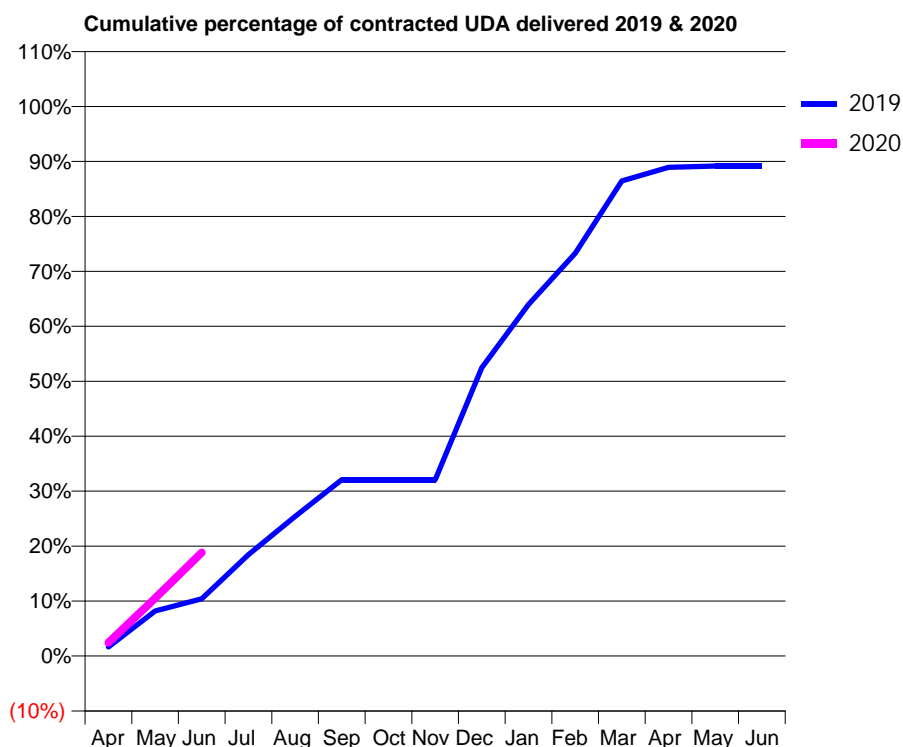
19/20 Contracted general activity (UDA)	6,666
Carry forward general activity (UDA)	0
19/20 Contracted orthodontic activity (UOA)	0
Carry forward orthodontic activity (UOA)	0
Baseline contract value	£184,009.60

ACCESS*

Patients seen in 24 months	Total	Change since previous quarter
Quarter ending June 2018	2,708	
Quarter ending September 2018	2,648	↓
Quarter ending December 2018	2,729	↑
Quarter ending March 2019	2,766	→
Quarter ending June 2019	2,784	→
Variance since June 2018	2.8%	↑



ACTIVITY



Month	Adjusted Scheduled Activity (UDA)	
	2019	2020
April	111	163
May	546	702
June	694	1,256
July	1,231	
August	1,695	
September	2,138	
October	2,138	
November	2,138	
December	3,498	
January	4,264	
February	4,886	
March	5,763	
April	5,928	
May	5,943	
June	5,943	

QUALITY

	Quantity	Base Number	Contract	AT	Region	England
% of FP17s for the same patient ID Re-attending within 3 months - Children	18	220	8.2%	10.1%	11.2%	11.4%
% of FP17s for the same patient ID Re-attending within 3 months - Adults	104	629	16.5%	13.6%	14.8%	15.4%
% of FP17s for the same patient ID Re-attending between 3 & 9 months - Children	151	220	68.6%	60.9%	60.9%	59.8%
% of FP17s for the same patient ID Re-attending between 3 & 9 months - Adults	348	629	55.3%	50.7%	53.2%	52.1%
% of FP17s for Band 1 Urgent Courses	62	754	8.2%	9.1%	8.3%	9.2%
% of FP17s Relating to Free Repair or Replacements	3	754	0.4%	0.7%	0.7%	0.7%
% of FP17s Relating to Continuations	23	754	3.1%	0.8%	0.8%	0.8%
% of Patients satisfied with the dentistry they have received	0	0	N/A	93.0%	93.2%	93.4%
% of Patients satisfied with the time they had to wait for an appointment	0	0	N/A	87.2%	88.5%	87.6%

* This is based on patients treated on this contract for their most recent course of treatment. Figures in italics indicate the base number of FP17s or Patient Questionnaire responses are less than 100. N/A is shown where the base number of responses is less than 10 during the period. % is calculated as Quantity/Base number*100

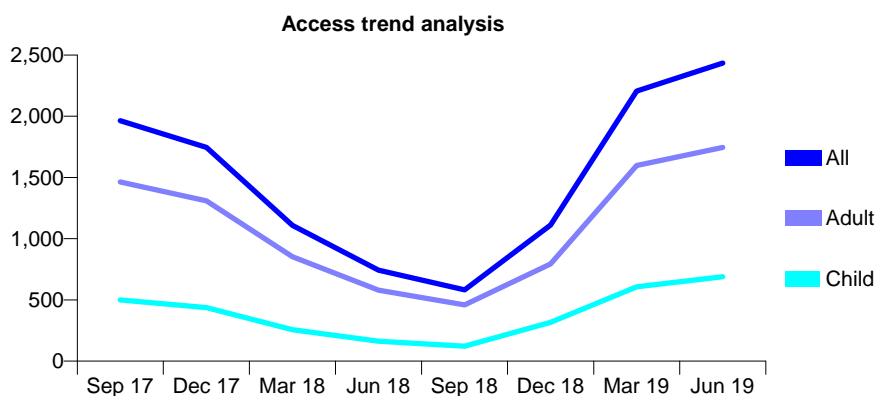
Q56 - Vital Signs At a Glance Contract Report for 277932/0002 - June 2019

Name or company name	MR IO OSHIGA
Contract type name	GDS Contract
Purpose of contract	General
Contract start date	01/04/2012
Contract end date	

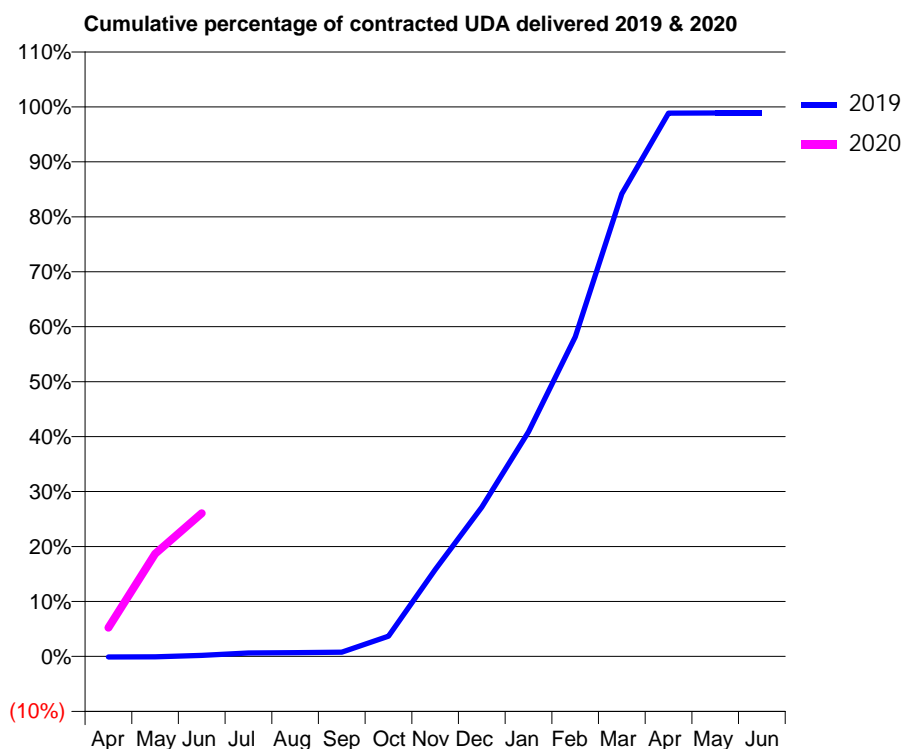
19/20 Contracted general activity (UDA)	4,320
Carry forward general activity (UDA)	0
19/20 Contracted orthodontic activity (UOA)	0
Carry forward orthodontic activity (UOA)	0
Baseline contract value	£114,100.84

ACCESS*

Patients seen in 24 months	Total	Change since previous quarter
Quarter ending June 2018	743	
Quarter ending September 2018	582	↓
Quarter ending December 2018	1,112	↑
Quarter ending March 2019	2,205	↑
Quarter ending June 2019	2,435	↑
Variance since June 2018	227.7%	↑



ACTIVITY



Month	2019	2020
April	-5	226
May	-4	807
June	8	1,125
July	27	
August	30	
September	33	
October	159	
November	683	
December	1,173	
January	1,766	
February	2,512	
March	3,637	
April	4,270	
May	4,271	
June	4,271	

QUALITY

	Quantity	Base Number	Contract	AT	Region	England
% of FP17s for the same patient ID Re-attending within 3 months - Children	29	318	9.1%	10.1%	11.2%	11.4%
% of FP17s for the same patient ID Re-attending within 3 months - Adults	98	682	14.4%	13.6%	14.8%	15.4%
% of FP17s for the same patient ID Re-attending between 3 & 9 months - Children	119	318	37.4%	60.9%	60.9%	59.8%
% of FP17s for the same patient ID Re-attending between 3 & 9 months - Adults	127	682	18.6%	50.7%	53.2%	52.1%
% of FP17s for Band 1 Urgent Courses	60	496	12.1%	9.1%	8.3%	9.2%
% of FP17s Relating to Free Repair or Replacements	3	496	0.6%	0.7%	0.7%	0.7%
% of FP17s Relating to Continuations	6	496	1.2%	0.8%	0.8%	0.8%
% of Patients satisfied with the dentistry they have received	1	1	N/A	93.0%	93.2%	93.4%
% of Patients satisfied with the time they had to wait for an appointment	1	1	N/A	87.2%	88.5%	87.6%

* This is based on patients treated on this contract for their most recent course of treatment. Figures in italics indicate the base number of FP17s or Patient Questionnaire responses are less than 100. N/A is shown where the base number of responses is less than 10 during the period. % is calculated as Quantity/Base number*100

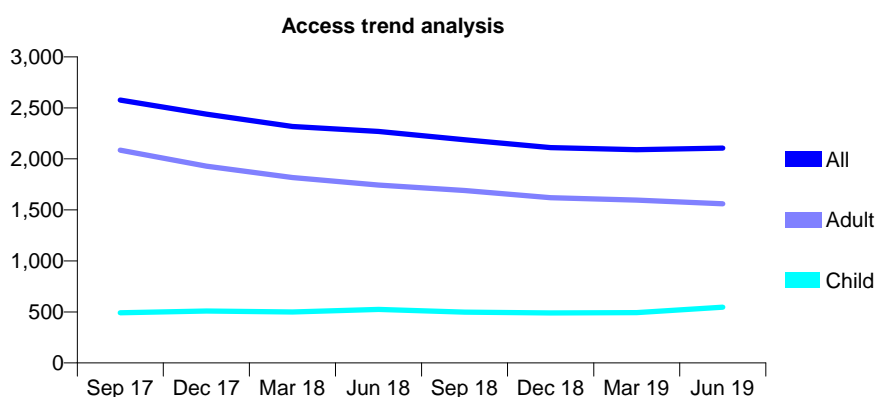
Q56 - Vital Signs At a Glance Contract Report for 282782/0001 - June 2019

Name or company name	DR J SALEH
Contract type name	GDS Contract
Purpose of contract	General
Contract start date	23/07/2015
Contract end date	

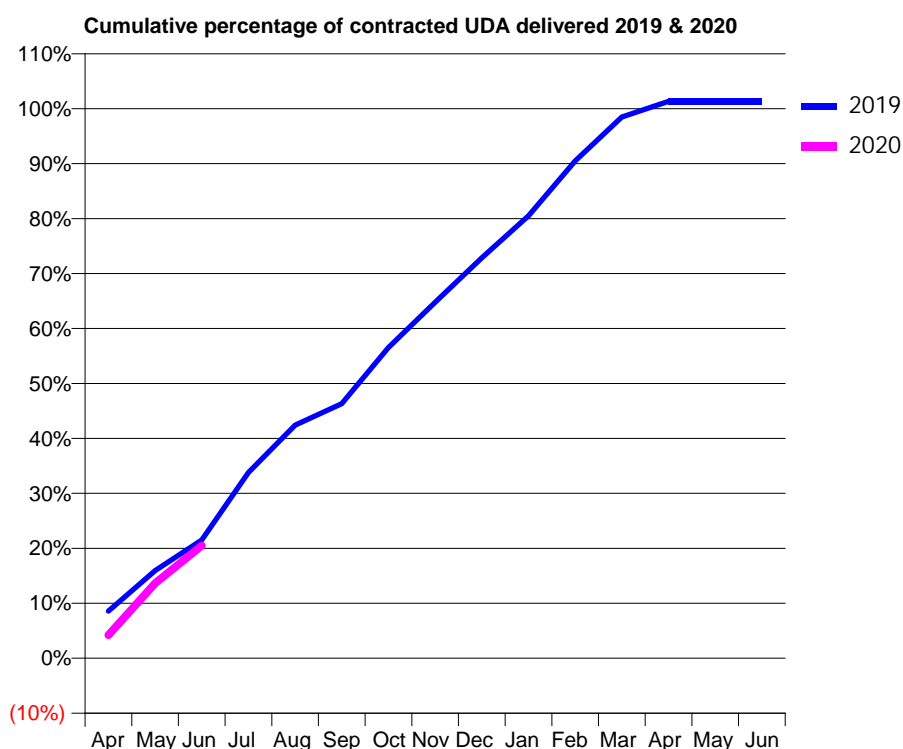
19/20 Contracted general activity (UDA)	9,575
Carry forward general activity (UDA)	0
19/20 Contracted orthodontic activity (UOA)	0
Carry forward orthodontic activity (UOA)	0
Baseline contract value	£210,689.93

ACCESS*

Patients seen in 24 months	Total	Change since previous quarter
Quarter ending June 2018	2,268	
Quarter ending September 2018	2,187	↓
Quarter ending December 2018	2,111	↓
Quarter ending March 2019	2,089	↓
Quarter ending June 2019	2,107	→
Variance since June 2018	(7.1%)	↓



ACTIVITY



Month	2019	2020
April	822	403
May	1,527	1,306
June	2,059	1,962
July	3,236	
August	4,064	
September	4,433	
October	5,413	
November	6,203	
December	6,977	
January	7,709	
February	8,666	
March	9,427	
April	9,702	
May	9,702	
June	9,702	

QUALITY

	Quantity	Base Number	Contract	AT	Region	England
% of FP17s for the same patient ID Re-attending within 3 months - Children	19	207	9.2%	10.1%	11.2%	11.4%
% of FP17s for the same patient ID Re-attending within 3 months - Adults	51	517	9.9%	13.6%	14.8%	15.4%
% of FP17s for the same patient ID Re-attending between 3 & 9 months - Children	87	207	42.0%	60.9%	60.9%	59.8%
% of FP17s for the same patient ID Re-attending between 3 & 9 months - Adults	332	517	64.2%	50.7%	53.2%	52.1%
% of FP17s for Band 1 Urgent Courses	23	649	3.5%	9.1%	8.3%	9.2%
% of FP17s Relating to Free Repair or Replacements	4	649	0.6%	0.7%	0.7%	0.7%
% of FP17s Relating to Continuations	5	649	0.8%	0.8%	0.8%	0.8%
% of Patients satisfied with the dentistry they have received	1	1	N/A	93.0%	93.2%	93.4%
% of Patients satisfied with the time they had to wait for an appointment	1	1	N/A	87.2%	88.5%	87.6%

* This is based on patients treated on this contract for their most recent course of treatment. Figures in italics indicate the base number of FP17s or Patient Questionnaire responses are less than 100. N/A is shown where the base number of responses is less than 10 during the period. % is calculated as Quantity/Base number*100

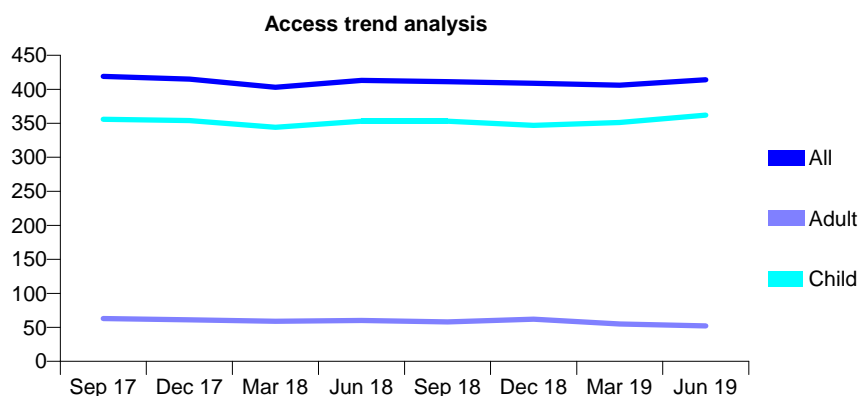
Q56 - Vital Signs At a Glance Contract Report for 299022/0001 - June 2019

Name or company name	MR G KARATZOPOULOS
Contract type name	GDS Contract
Purpose of contract	General and Orthodontic
Contract start date	01/08/2012
Contract end date	

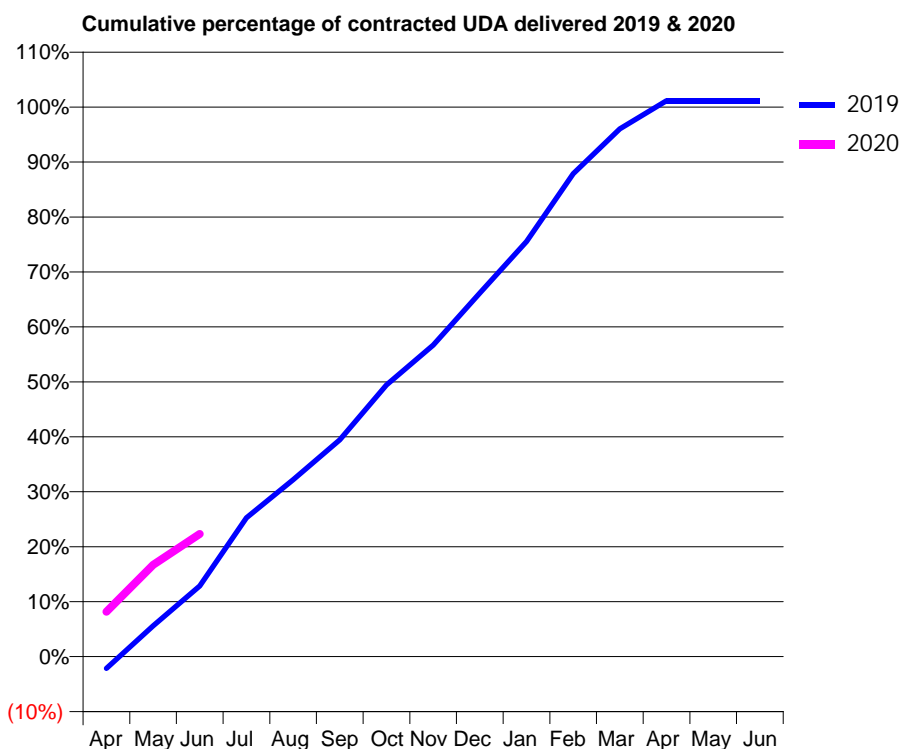
19/20 Contracted general activity (UDA)	551
Carry forward general activity (UDA)	0
19/20 Contracted orthodontic activity (UOA)	900
Carry forward orthodontic activity (UOA)	0
Baseline contract value	£73,246.48

ACCESS*

Patients seen in 24 months	Total	Change since previous quarter
Quarter ending June 2018	413	
Quarter ending September 2018	411	→
Quarter ending December 2018	409	→
Quarter ending March 2019	406	→
Quarter ending June 2019	414	→
Variance since June 2018	0.2%	→



ACTIVITY



Month	Adjusted Scheduled Activity (UDA)	
	2019	2020
April	-12	45
May	31	92
June	71	123
July	139	
August	177	
September	217	
October	272	
November	312	
December	364	
January	416	
February	484	
March	529	
April	557	
May	557	
June	557	

QUALITY

	Quantity	Base Number	Contract	AT	Region	England
% of FP17s for the same patient ID Re-attending within 3 months - Children	18	125	14.4%	10.1%	11.2%	11.4%
% of FP17s for the same patient ID Re-attending within 3 months - Adults	0	2	0.0%	13.6%	14.8%	15.4%
% of FP17s for the same patient ID Re-attending between 3 & 9 months - Children	55	125	44.0%	60.9%	60.9%	59.8%
% of FP17s for the same patient ID Re-attending between 3 & 9 months - Adults	2	2	100.0%	50.7%	53.2%	52.1%
% of FP17s for Band 1 Urgent Courses	0	93	0.0%	9.1%	8.3%	9.2%
% of FP17s Relating to Free Repair or Replacements	0	93	0.0%	0.7%	0.7%	0.7%
% of FP17s Relating to Continuations	0	93	0.0%	0.8%	0.8%	0.8%
% of Patients satisfied with the dentistry they have received	0	0	N/A	93.0%	93.2%	93.4%
% of Patients satisfied with the time they had to wait for an appointment	0	0	N/A	87.2%	88.5%	87.6%

* This is based on patients treated on this contract for their most recent course of treatment. Figures in italics indicate the base number of FP17s or Patient Questionnaire responses are less than 100. N/A is shown where the base number of responses is less than 10 during the period. % is calculated as Quantity/Base number*100

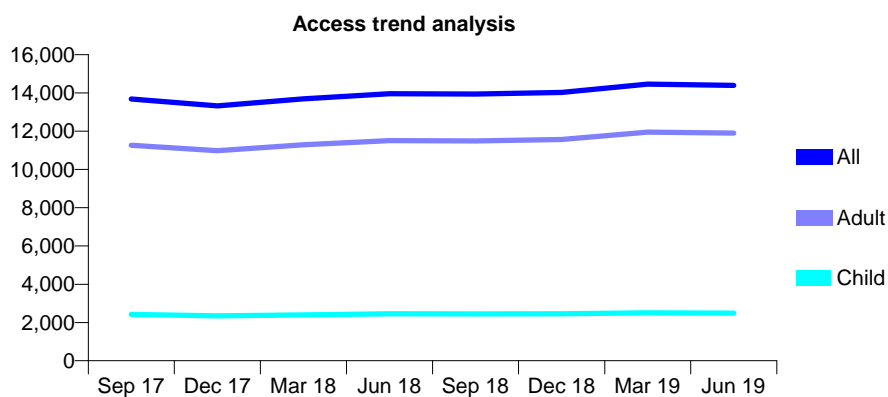
Q56 - Vital Signs At a Glance Contract Report for 329185/0001 - June 2019

Name or company name	MR HS SKOYLES
Contract type name	GDS Contract
Purpose of contract	General and Orthodontic
Contract start date	01/04/2006
Contract end date	

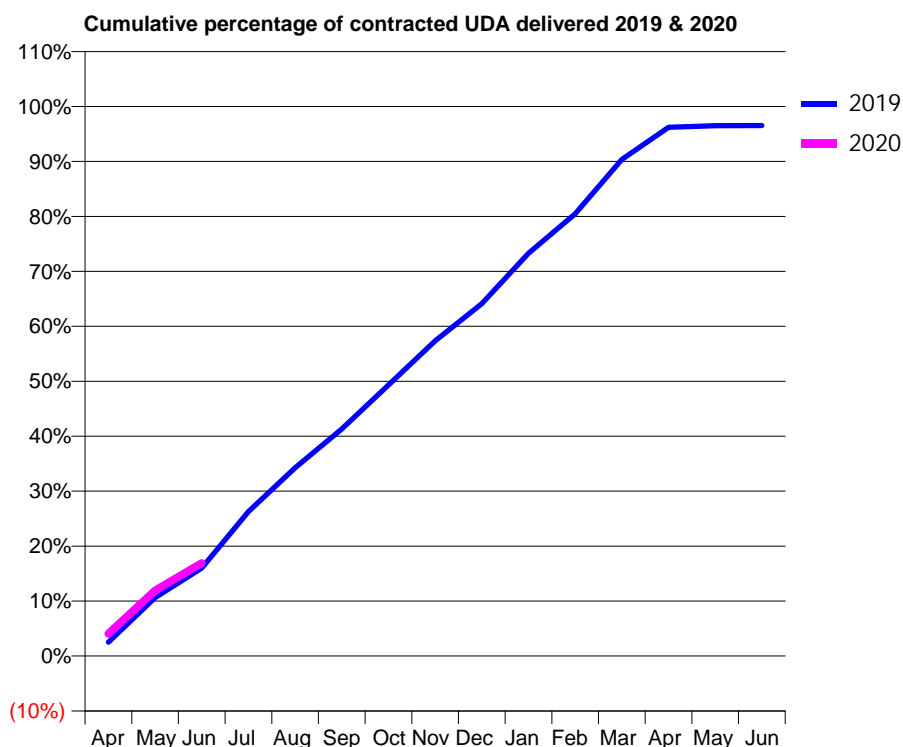
19/20 Contracted general activity (UDA)	42,279
Carry forward general activity (UDA)	0
19/20 Contracted orthodontic activity (UOA)	1,200
Carry forward orthodontic activity (UOA)	0
Baseline contract value	£1,181,429.66

ACCESS*

Patients seen in 24 months	Total	Change since previous quarter
Quarter ending June 2018	13,961	
Quarter ending September 2018	13,937	→
Quarter ending December 2018	14,025	→
Quarter ending March 2019	14,460	↑
Quarter ending June 2019	14,390	→
Variance since June 2018	3.1%	↑



ACTIVITY



Month	Adjusted Scheduled Activity (UDA)	
	2019	2020
April	1,069	1,721
May	4,500	5,040
June	6,769	7,142
July	11,121	
August	14,488	
September	17,464	
October	20,851	
November	24,252	
December	27,100	
January	30,986	
February	34,030	
March	38,206	
April	40,676	
May	40,802	
June	40,805	

QUALITY

	Quantity	Base Number	Contract	AT	Region	England
% of FP17s for the same patient ID Re-attending within 3 months - Children	119	1,080	11.0%	10.1%	11.2%	11.4%
% of FP17s for the same patient ID Re-attending within 3 months - Adults	646	4,446	14.5%	13.6%	14.8%	15.4%
% of FP17s for the same patient ID Re-attending between 3 & 9 months - Children	694	1,080	64.3%	60.9%	60.9%	59.8%
% of FP17s for the same patient ID Re-attending between 3 & 9 months - Adults	2,509	4,446	56.4%	50.7%	53.2%	52.1%
% of FP17s for Band 1 Urgent Courses	265	4,186	6.3%	9.1%	8.3%	9.2%
% of FP17s Relating to Free Repair or Replacements	47	4,186	1.1%	0.7%	0.7%	0.7%
% of FP17s Relating to Continuations	51	4,186	1.2%	0.8%	0.8%	0.8%
% of Patients satisfied with the dentistry they have received	26	28	92.9%	93.0%	93.2%	93.4%
% of Patients satisfied with the time they had to wait for an appointment	25	28	89.3%	87.2%	88.5%	87.6%

* This is based on patients treated on this contract for their most recent course of treatment. Figures in italics indicate the base number of FP17s or Patient Questionnaire responses are less than 100. N/A is shown where the base number of responses is less than 10 during the period. % is calculated as Quantity/Base number*100

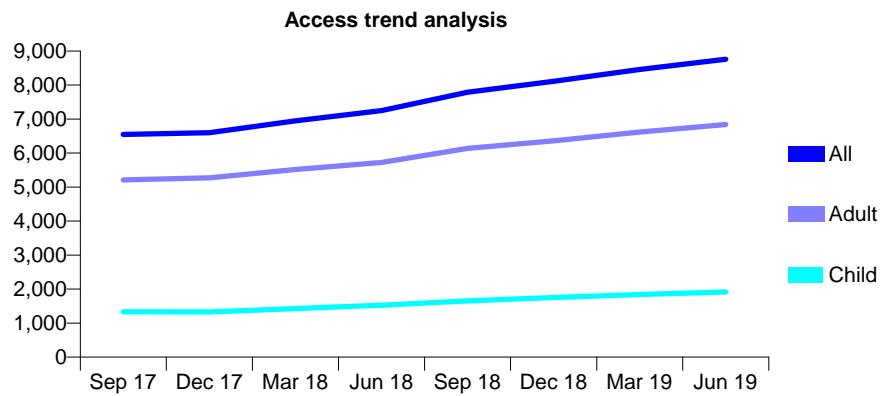
Q56 - Vital Signs At a Glance Contract Report for 329541/0002 - June 2019

Name or company name	Baxter's Family Dental
Contract type name	GDS Contract
Purpose of contract	General
Contract start date	16/12/2007
Contract end date	

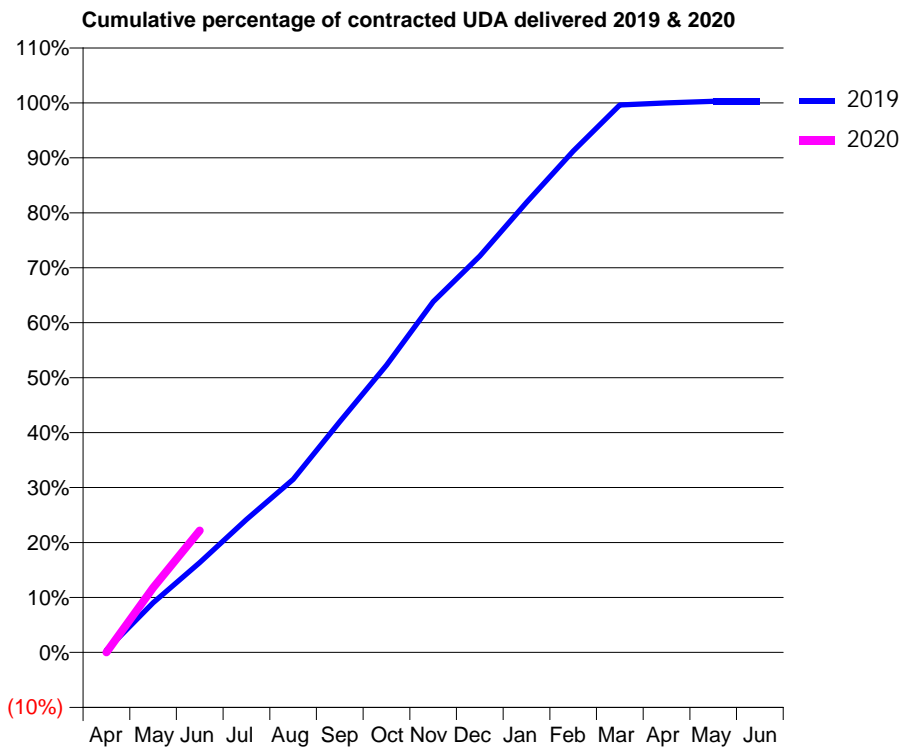
19/20 Contracted general activity (UDA)	27,141
Carry forward general activity (UDA)	0
19/20 Contracted orthodontic activity (UOA)	0
Carry forward orthodontic activity (UOA)	0
Baseline contract value	£644,692.87

ACCESS*

Patients seen in 24 months	Total	Change since previous quarter
Quarter ending June 2018	7,249	
Quarter ending September 2018	7,789	↑
Quarter ending December 2018	8,113	↑
Quarter ending March 2019	8,456	↑
Quarter ending June 2019	8,760	↑
Variance since June 2018	20.8%	↑



ACTIVITY



Month	2019	2020
April	106	0
May	2,243	3,196
June	4,068	6,020
July	6,007	
August	7,823	
September	10,428	
October	12,979	
November	15,851	
December	17,911	
January	20,335	
February	22,660	
March	24,739	
April	24,839	
May	24,911	
June	24,911	

QUALITY

	Quantity	Base Number	Contract	AT	Region	England
% of FP17s for the same patient ID Re-attending within 3 months - Children	26	593	4.4%	10.1%	11.2%	11.4%
% of FP17s for the same patient ID Re-attending within 3 months - Adults	151	1,861	8.1%	13.6%	14.8%	15.4%
% of FP17s for the same patient ID Re-attending between 3 & 9 months - Children	293	593	49.4%	60.9%	60.9%	59.8%
% of FP17s for the same patient ID Re-attending between 3 & 9 months - Adults	876	1,861	47.1%	50.7%	53.2%	52.1%
% of FP17s for Band 1 Urgent Courses	249	2,369	10.5%	9.1%	8.3%	9.2%
% of FP17s Relating to Free Repair or Replacements	1	2,369	0.0%	0.7%	0.7%	0.7%
% of FP17s Relating to Continuations	6	2,369	0.3%	0.8%	0.8%	0.8%
% of Patients satisfied with the dentistry they have received	3	4	N/A	93.0%	93.2%	93.4%
% of Patients satisfied with the time they had to wait for an appointment	4	4	N/A	87.2%	88.5%	87.6%

* This is based on patients treated on this contract for their most recent course of treatment. Figures in italics indicate the base number of FP17s or Patient Questionnaire responses are less than 100. N/A is shown where the base number of responses is less than 10 during the period. % is calculated as Quantity/Base number*100

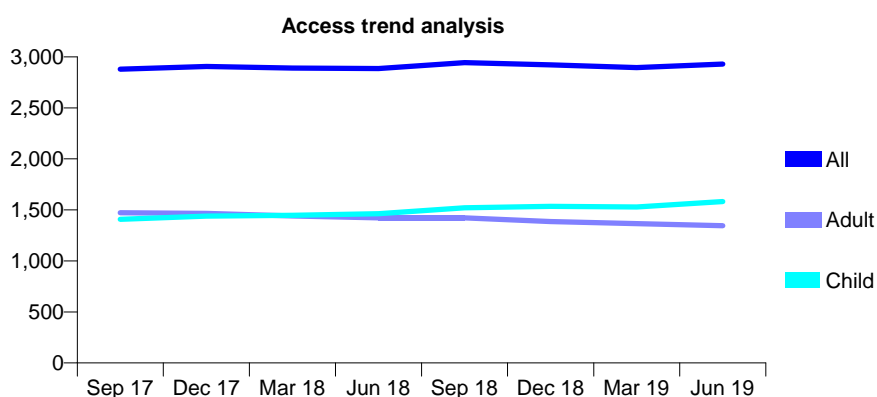
Q56 - Vital Signs At a Glance Contract Report for 329630/0003 - June 2019

Name or company name	MR PJ BROWN
Contract type name	GDS Contract
Purpose of contract	General
Contract start date	01/01/2013
Contract end date	

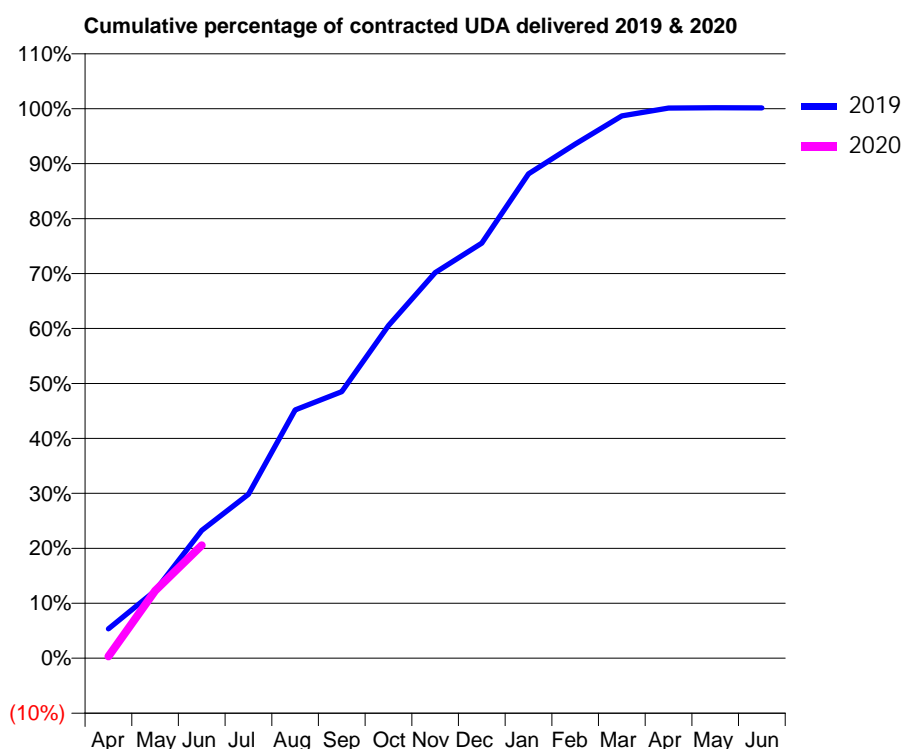
19/20 Contracted general activity (UDA)	7,768
Carry forward general activity (UDA)	0
19/20 Contracted orthodontic activity (UOA)	0
Carry forward orthodontic activity (UOA)	0
Baseline contract value	£195,141.45

ACCESS*

Patients seen in 24 months	Total	Change since previous quarter
Quarter ending June 2018	2,885	
Quarter ending September 2018	2,943	↑
Quarter ending December 2018	2,921	→
Quarter ending March 2019	2,895	→
Quarter ending June 2019	2,929	→
Variance since June 2018	1.5%	→



ACTIVITY



Month	Adjusted Scheduled Activity (UDA)	
	2019	2020
April	416	27
May	953	955
June	1,807	1,595
July	2,318	
August	3,511	
September	3,767	
October	4,702	
November	5,451	
December	5,868	
January	6,845	
February	7,267	
March	7,666	
April	7,777	
May	7,780	
June	7,779	

QUALITY

	Quantity	Base Number	Contract	AT	Region	England
% of FP17s for the same patient ID Re-attending within 3 months - Children	36	639	5.6%	10.1%	11.2%	11.4%
% of FP17s for the same patient ID Re-attending within 3 months - Adults	61	409	14.9%	13.6%	14.8%	15.4%
% of FP17s for the same patient ID Re-attending between 3 & 9 months - Children	387	639	60.6%	60.9%	60.9%	59.8%
% of FP17s for the same patient ID Re-attending between 3 & 9 months - Adults	242	409	59.2%	50.7%	53.2%	52.1%
% of FP17s for Band 1 Urgent Courses	54	993	5.4%	9.1%	8.3%	9.2%
% of FP17s Relating to Free Repair or Replacements	5	993	0.5%	0.7%	0.7%	0.7%
% of FP17s Relating to Continuations	3	993	0.3%	0.8%	0.8%	0.8%
% of Patients satisfied with the dentistry they have received	1	1	N/A	93.0%	93.2%	93.4%
% of Patients satisfied with the time they had to wait for an appointment	1	1	N/A	87.2%	88.5%	87.6%

* This is based on patients treated on this contract for their most recent course of treatment.

Figures in italics indicate the base number of FP17s or Patient Questionnaire responses are less than 100. N/A is shown where the base number of responses is less than 10 during the period. % is calculated as Quantity/Base number*100

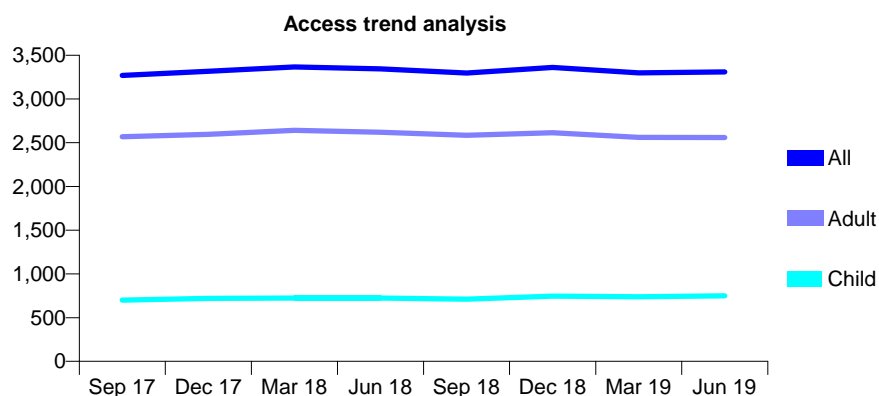
Q56 - Vital Signs At a Glance Contract Report for 337315/0001 - June 2019

Name or company name	MR DN ABDAH
Contract type name	GDS Contract
Purpose of contract	General
Contract start date	01/04/2006
Contract end date	

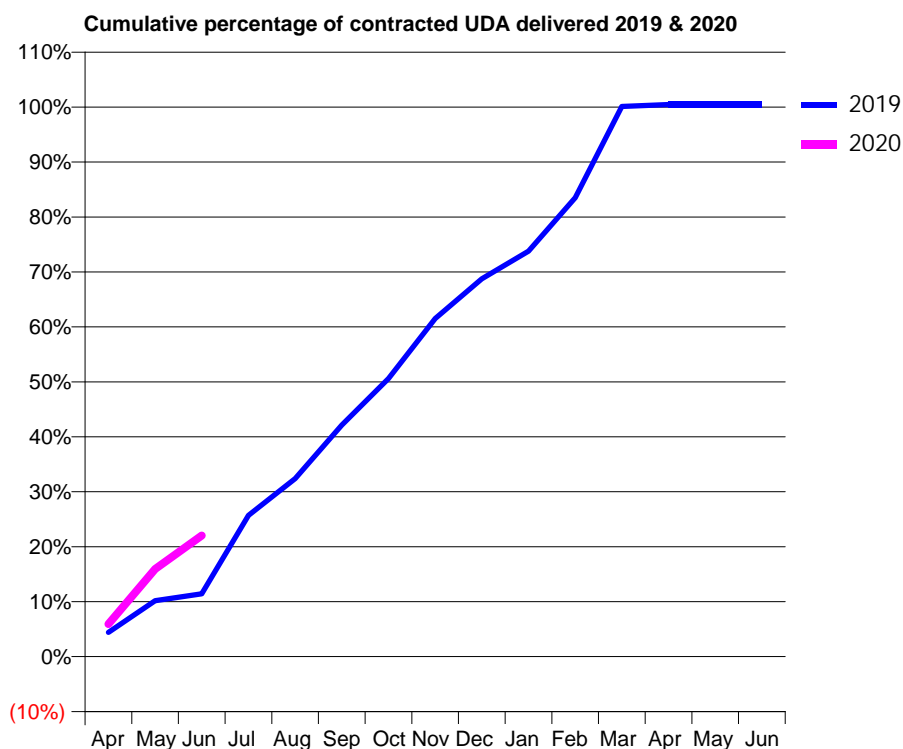
19/20 Contracted general activity (UDA)	8,749
Carry forward general activity (UDA)	0
19/20 Contracted orthodontic activity (UOA)	0
Carry forward orthodontic activity (UOA)	0
Baseline contract value	£257,474.26

ACCESS*

Patients seen in 24 months	Total	Change since previous quarter
Quarter ending June 2018	3,343	
Quarter ending September 2018	3,297	↓
Quarter ending December 2018	3,360	→
Quarter ending March 2019	3,300	↓
Quarter ending June 2019	3,310	→
Variance since June 2018	(1.0%)	→



ACTIVITY



Month	Adjusted Scheduled Activity (UDA)	
	2019	2020
April	387	519
May	890	1,395
June	1,001	1,930
July	2,249	
August	2,835	
September	3,688	
October	4,427	
November	5,384	
December	6,013	
January	6,455	
February	7,307	
March	8,759	
April	8,790	
May	8,790	
June	8,790	

QUALITY

	Quantity	Base Number	Contract	AT	Region	England
% of FP17s for the same patient ID Re-attending within 3 months - Children	29	239	12.1%	10.1%	11.2%	11.4%
% of FP17s for the same patient ID Re-attending within 3 months - Adults	124	858	14.5%	13.6%	14.8%	15.4%
% of FP17s for the same patient ID Re-attending between 3 & 9 months - Children	126	239	52.7%	60.9%	60.9%	59.8%
% of FP17s for the same patient ID Re-attending between 3 & 9 months - Adults	523	858	61.0%	50.7%	53.2%	52.1%
% of FP17s for Band 1 Urgent Courses	63	1,071	5.9%	9.1%	8.3%	9.2%
% of FP17s Relating to Free Repair or Replacements	15	1,071	1.4%	0.7%	0.7%	0.7%
% of FP17s Relating to Continuations	6	1,071	0.6%	0.8%	0.8%	0.8%
% of Patients satisfied with the dentistry they have received	2	2	N/A	93.0%	93.2%	93.4%
% of Patients satisfied with the time they had to wait for an appointment	2	2	N/A	87.2%	88.5%	87.6%

* This is based on patients treated on this contract for their most recent course of treatment. Figures in italics indicate the base number of FP17s or Patient Questionnaire responses are less than 100. N/A is shown where the base number of responses is less than 10 during the period. % is calculated as Quantity/Base number*100

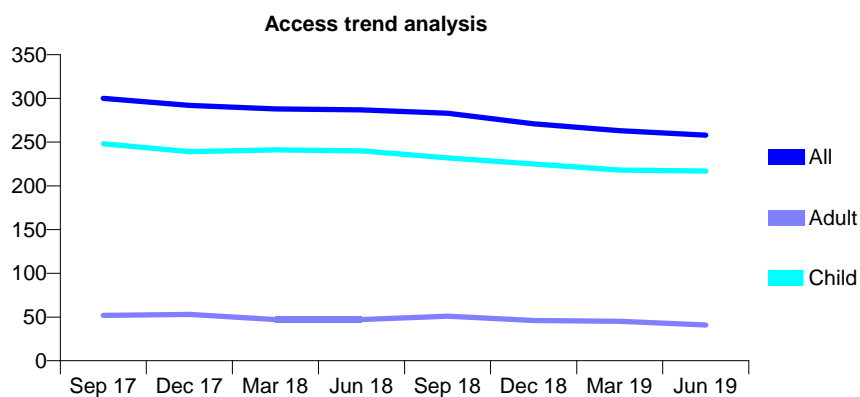
Q56 - Vital Signs At a Glance Contract Report for 344524/0001 - June 2019

Name or company name	MR RL PILCHER
Contract type name	GDS Contract
Purpose of contract	General
Contract start date	01/04/2006
Contract end date	

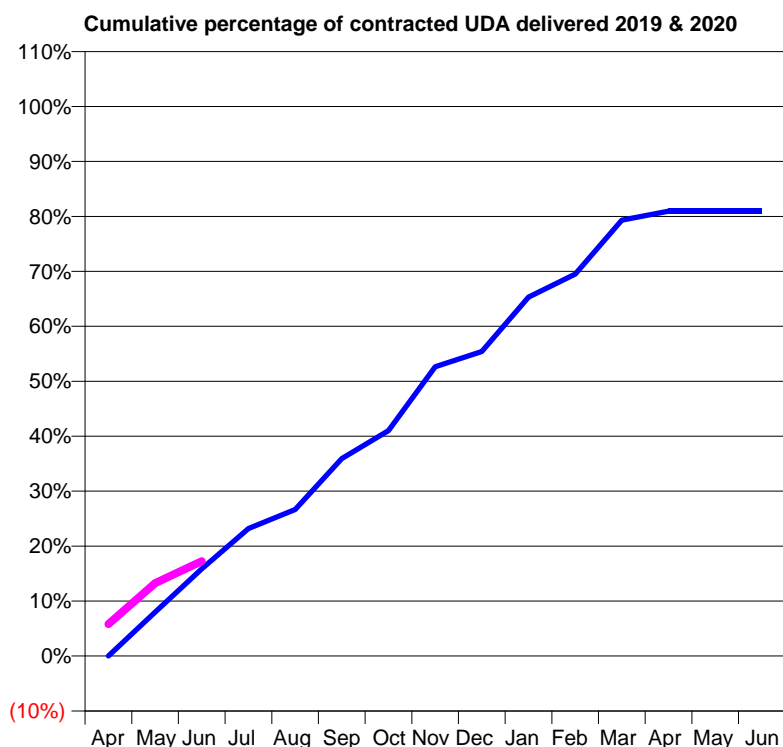
19/20 Contracted general activity (UDA)	550
Carry forward general activity (UDA)	0
19/20 Contracted orthodontic activity (UOA)	0
Carry forward orthodontic activity (UOA)	0
Baseline contract value	£12,102.20

ACCESS*

Patients seen in 24 months	Total	Change since previous quarter
Quarter ending June 2018	287	
Quarter ending September 2018	283	↓
Quarter ending December 2018	271	↓
Quarter ending March 2019	263	↓
Quarter ending June 2019	258	↓
Variance since June 2018	(10.1%)	↓



ACTIVITY



Month	Adjusted Scheduled Activity (UDA)	
	2019	2020
April	0	32
May	44	73
June	87	95
July	128	
August	147	
September	198	
October	226	
November	290	
December	305	
January	359	
February	382	
March	436	
April	445	
May	445	
June	445	

QUALITY

	Quantity	Base Number	Contract	AT	Region	England
% of FP17s for the same patient ID Re-attending within 3 months - Children	0	80	0.0%	10.1%	11.2%	11.4%
% of FP17s for the same patient ID Re-attending within 3 months - Adults	0	6	0.0%	13.6%	14.8%	15.4%
% of FP17s for the same patient ID Re-attending between 3 & 9 months - Children	66	80	82.5%	60.9%	60.9%	59.8%
% of FP17s for the same patient ID Re-attending between 3 & 9 months - Adults	5	6	83.3%	50.7%	53.2%	52.1%
% of FP17s for Band 1 Urgent Courses	0	79	0.0%	9.1%	8.3%	9.2%
% of FP17s Relating to Free Repair or Replacements	0	79	0.0%	0.7%	0.7%	0.7%
% of FP17s Relating to Continuations	0	79	0.0%	0.8%	0.8%	0.8%
% of Patients satisfied with the dentistry they have received	0	0	N/A	93.0%	93.2%	93.4%
% of Patients satisfied with the time they had to wait for an appointment	0	0	N/A	87.2%	88.5%	87.6%

* This is based on patients treated on this contract for their most recent course of treatment. Figures in italics indicate the base number of FP17s or Patient Questionnaire responses are less than 100. N/A is shown where the base number of responses is less than 10 during the period. % is calculated as Quantity/Base number*100

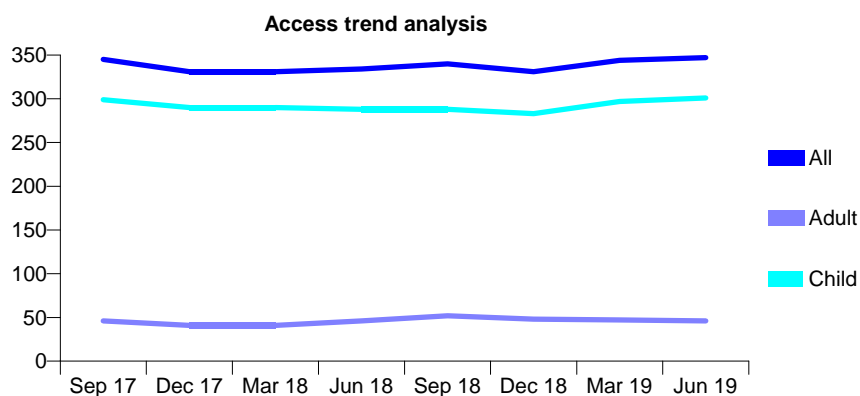
Q56 - Vital Signs At a Glance Contract Report for 344958/0001 - June 2019

Name or company name	MS X RUI
Contract type name	GDS Contract
Purpose of contract	General
Contract start date	01/04/2006
Contract end date	

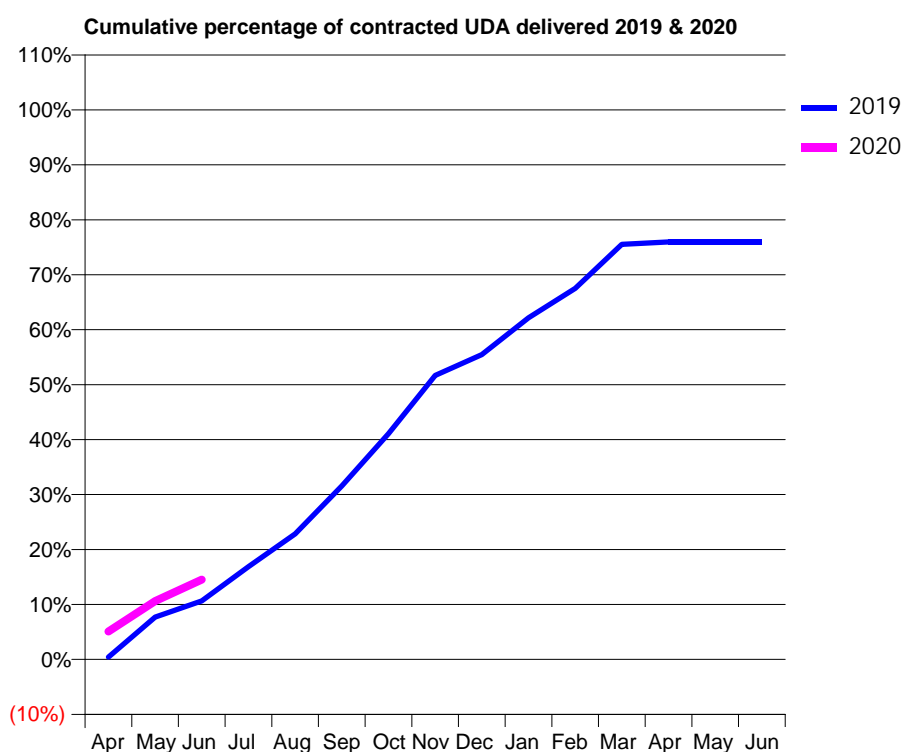
19/20 Contracted general activity (UDA)	688
Carry forward general activity (UDA)	0
19/20 Contracted orthodontic activity (UOA)	0
Carry forward orthodontic activity (UOA)	0
Baseline contract value	£16,619.45

ACCESS*

Patients seen in 24 months	Total	Change since previous quarter
Quarter ending June 2018	334	
Quarter ending September 2018	340	→
Quarter ending December 2018	331	↓
Quarter ending March 2019	344	↑
Quarter ending June 2019	347	→
Variance since June 2018	3.9%	↑



ACTIVITY



Month	Adjusted Scheduled Activity (UDA)	
	2019	2020
April	3	35
May	53	73
June	73	100
July	116	
August	157	
September	217	
October	283	
November	356	
December	382	
January	428	
February	465	
March	520	
April	523	
May	523	
June	523	

QUALITY

	Quantity	Base Number	Contract	AT	Region	England
% of FP17s for the same patient ID Re-attending within 3 months - Children	1	91	1.1%	10.1%	11.2%	11.4%
% of FP17s for the same patient ID Re-attending within 3 months - Adults	0	4	0.0%	13.6%	14.8%	15.4%
% of FP17s for the same patient ID Re-attending between 3 & 9 months - Children	58	91	63.7%	60.9%	60.9%	59.8%
% of FP17s for the same patient ID Re-attending between 3 & 9 months - Adults	2	4	50.0%	50.7%	53.2%	52.1%
% of FP17s for Band 1 Urgent Courses	0	92	0.0%	9.1%	8.3%	9.2%
% of FP17s Relating to Free Repair or Replacements	0	92	0.0%	0.7%	0.7%	0.7%
% of FP17s Relating to Continuations	0	92	0.0%	0.8%	0.8%	0.8%
% of Patients satisfied with the dentistry they have received	0	0	N/A	93.0%	93.2%	93.4%
% of Patients satisfied with the time they had to wait for an appointment	0	0	N/A	87.2%	88.5%	87.6%

* This is based on patients treated on this contract for their most recent course of treatment. Figures in italics indicate the base number of FP17s or Patient Questionnaire responses are less than 100. N/A is shown where the base number of responses is less than 10 during the period. % is calculated as Quantity/Base number*100

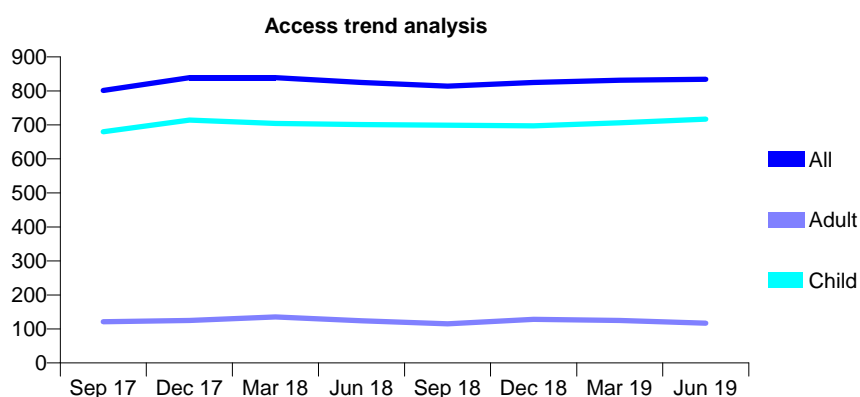
Q56 - Vital Signs At a Glance Contract Report for 567493/0001 - June 2019

Name or company name	MR WJ POULTER
Contract type name	GDS Contract
Purpose of contract	General
Contract start date	01/04/2006
Contract end date	

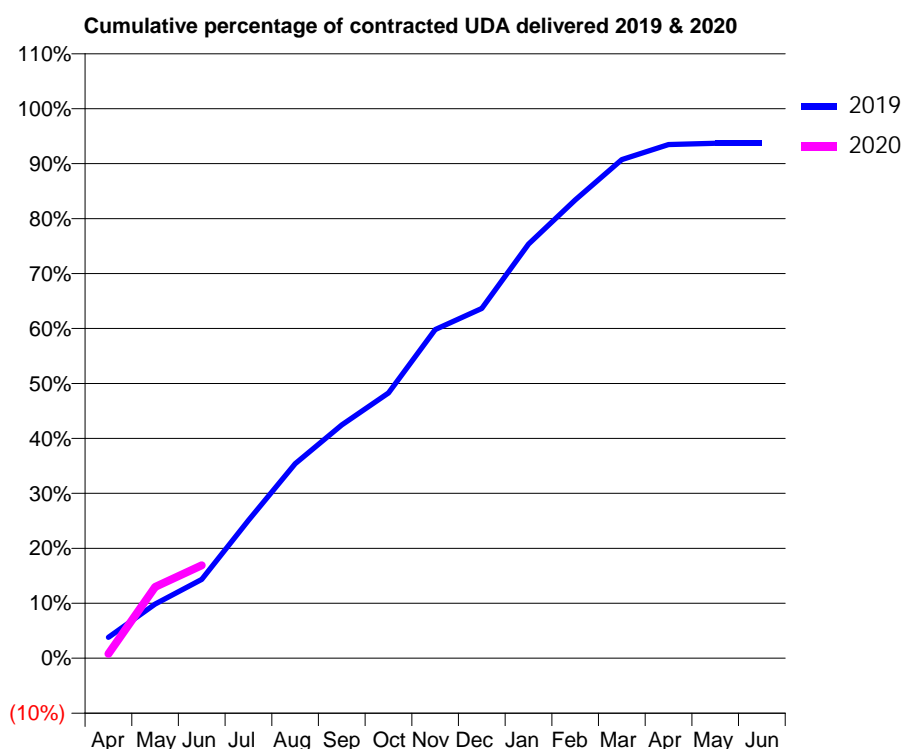
19/20 Contracted general activity (UDA)	2,077
Carry forward general activity (UDA)	0
19/20 Contracted orthodontic activity (UOA)	0
Carry forward orthodontic activity (UOA)	0
Baseline contract value	£42,352.49

ACCESS*

Patients seen in 24 months	Total	Change since previous quarter
Quarter ending June 2018	825	
Quarter ending September 2018	814	↓
Quarter ending December 2018	825	→
Quarter ending March 2019	831	→
Quarter ending June 2019	834	→
Variance since June 2018	1.1%	→



ACTIVITY



Month	2019	2020
April	79	17
May	205	269
June	298	351
July	521	
August	735	
September	882	
October	1,003	
November	1,242	
December	1,322	
January	1,565	
February	1,732	
March	1,884	
April	1,941	
May	1,946	
June	1,946	

QUALITY

	Quantity	Base Number	Contract	AT	Region	England
% of FP17s for the same patient ID Re-attending within 3 months - Children	38	315	12.1%	10.1%	11.2%	11.4%
% of FP17s for the same patient ID Re-attending within 3 months - Adults	3	16	18.8%	13.6%	14.8%	15.4%
% of FP17s for the same patient ID Re-attending between 3 & 9 months - Children	218	315	69.2%	60.9%	60.9%	59.8%
% of FP17s for the same patient ID Re-attending between 3 & 9 months - Adults	12	16	75.0%	50.7%	53.2%	52.1%
% of FP17s for Band 1 Urgent Courses	1	282	0.4%	9.1%	8.3%	9.2%
% of FP17s Relating to Free Repair or Replacements	0	282	0.0%	0.7%	0.7%	0.7%
% of FP17s Relating to Continuations	0	282	0.0%	0.8%	0.8%	0.8%
% of Patients satisfied with the dentistry they have received	3	3	N/A	93.0%	93.2%	93.4%
% of Patients satisfied with the time they had to wait for an appointment	3	3	N/A	87.2%	88.5%	87.6%

* This is based on patients treated on this contract for their most recent course of treatment.

Figures in italics indicate the base number of FP17s or Patient Questionnaire responses are less than 100. N/A is shown where the base number of responses is less than 10 during the period. % is calculated as Quantity/Base number*100

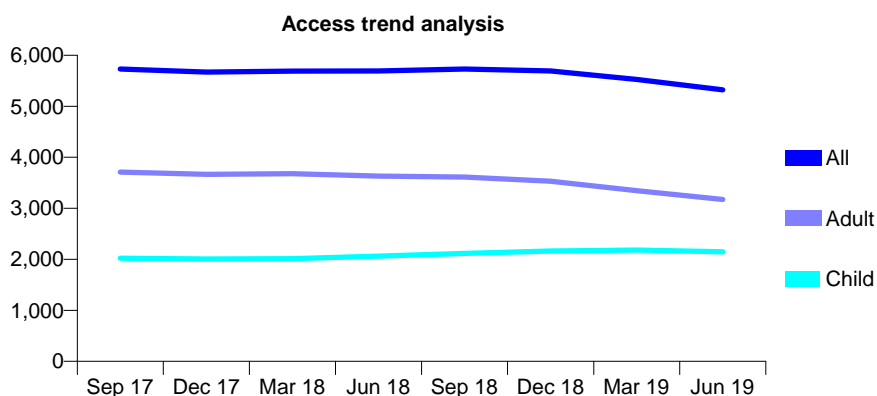
Q56 - Vital Signs At a Glance Contract Report for 568376/0001 - June 2019

Name or company name	MR N LAWRENCE
Contract type name	GDS Contract
Purpose of contract	General
Contract start date	01/04/2006
Contract end date	

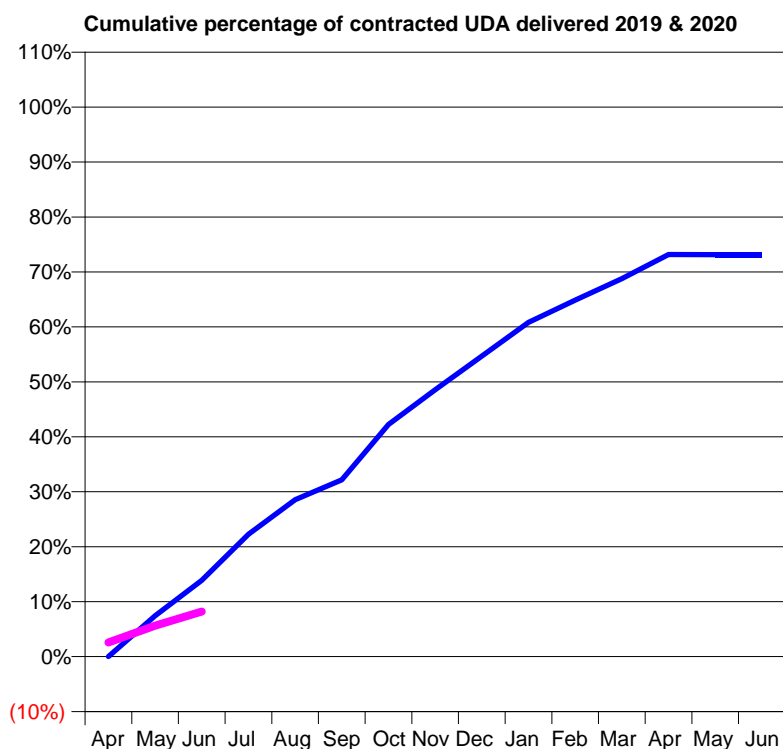
19/20 Contracted general activity (UDA)	16,273
Carry forward general activity (UDA)	0
19/20 Contracted orthodontic activity (UOA)	0
Carry forward orthodontic activity (UOA)	0
Baseline contract value	£388,277.27

ACCESS*

Patients seen in 24 months	Total	Change since previous quarter
Quarter ending June 2018	5,693	
Quarter ending September 2018	5,729	→
Quarter ending December 2018	5,694	→
Quarter ending March 2019	5,526	↓
Quarter ending June 2019	5,321	↓
Variance since June 2018	(6.5%)	↓



ACTIVITY



Month	Adjusted Scheduled Activity (UDA)	
	2019	2020
April	0	420
May	1,210	919
June	2,260	1,333
July	3,625	
August	4,647	
September	5,236	
October	6,875	
November	7,903	
December	8,898	
January	9,900	
February	10,557	
March	11,195	
April	11,908	
May	11,905	
June	11,905	

QUALITY

	Quantity	Base Number	Contract	AT	Region	England
% of FP17s for the same patient ID Re-attending within 3 months - Children	50	762	6.6%	10.1%	11.2%	11.4%
% of FP17s for the same patient ID Re-attending within 3 months - Adults	64	640	10.0%	13.6%	14.8%	15.4%
% of FP17s for the same patient ID Re-attending between 3 & 9 months - Children	518	762	68.0%	60.9%	60.9%	59.8%
% of FP17s for the same patient ID Re-attending between 3 & 9 months - Adults	479	640	74.8%	50.7%	53.2%	52.1%
% of FP17s for Band 1 Urgent Courses	36	909	4.0%	9.1%	8.3%	9.2%
% of FP17s Relating to Free Repair or Replacements	2	909	0.2%	0.7%	0.7%	0.7%
% of FP17s Relating to Continuations	1	909	0.1%	0.8%	0.8%	0.8%
% of Patients satisfied with the dentistry they have received	7	7	N/A	93.0%	93.2%	93.4%
% of Patients satisfied with the time they had to wait for an appointment	5	7	N/A	87.2%	88.5%	87.6%

* This is based on patients treated on this contract for their most recent course of treatment. Figures in italics indicate the base number of FP17s or Patient Questionnaire responses are less than 100. N/A is shown where the base number of responses is less than 10 during the period. % is calculated as Quantity/Base number*100

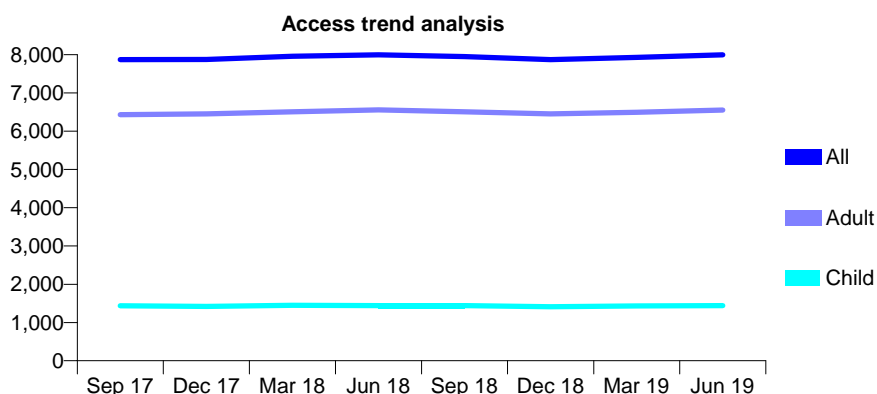
Q56 - Vital Signs At a Glance Contract Report for 569127/0001 - June 2019

Name or company name	Dental Surgery
Contract type name	GDS Contract
Purpose of contract	General
Contract start date	01/04/2006
Contract end date	

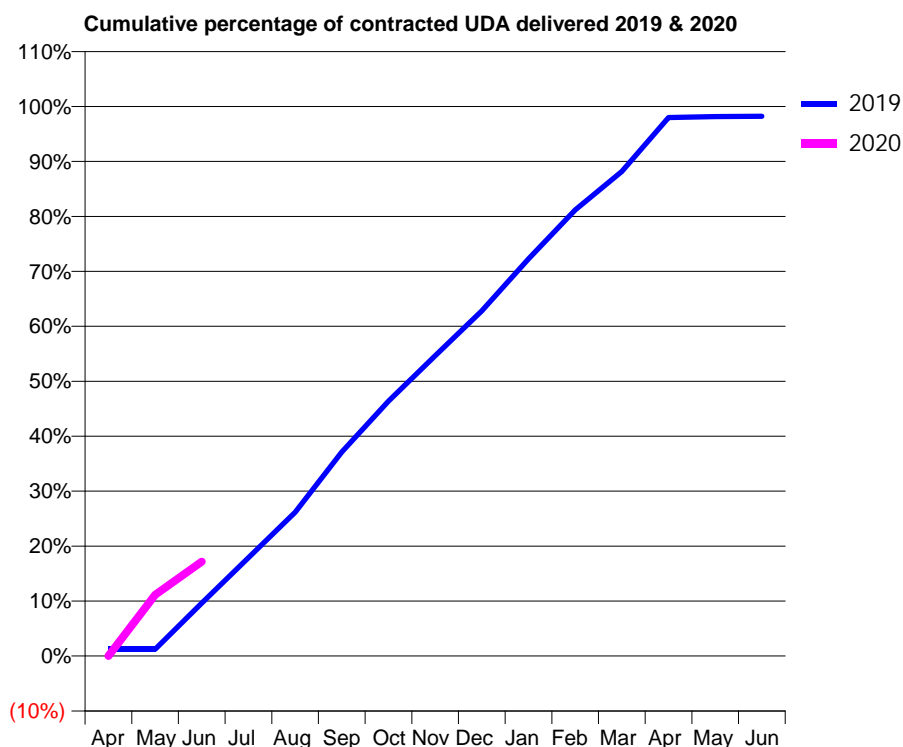
19/20 Contracted general activity (UDA)	22,405
Carry forward general activity (UDA)	0
19/20 Contracted orthodontic activity (UOA)	0
Carry forward orthodontic activity (UOA)	0
Baseline contract value	£642,418.81

ACCESS*

Patients seen in 24 months	Total	Change since previous quarter
Quarter ending June 2018	7,996	
Quarter ending September 2018	7,948	→
Quarter ending December 2018	7,869	→
Quarter ending March 2019	7,927	→
Quarter ending June 2019	7,995	→
Variance since June 2018	(0.0%)	→



ACTIVITY



Month	Adjusted Scheduled Activity (UDA)	
	2019	2020
April	278	0
May	278	2,496
June	2,158	3,848
July	4,010	
August	5,863	
September	8,314	
October	10,395	
November	12,242	
December	14,072	
January	16,187	
February	18,190	
March	19,756	
April	21,954	
May	21,990	
June	22,004	

QUALITY

	Quantity	Base Number	Contract	AT	Region	England
% of FP17s for the same patient ID Re-attending within 3 months - Children	43	660	6.5%	10.1%	11.2%	11.4%
% of FP17s for the same patient ID Re-attending within 3 months - Adults	408	2,945	13.9%	13.6%	14.8%	15.4%
% of FP17s for the same patient ID Re-attending between 3 & 9 months - Children	426	660	64.5%	60.9%	60.9%	59.8%
% of FP17s for the same patient ID Re-attending between 3 & 9 months - Adults	1,874	2,945	63.6%	50.7%	53.2%	52.1%
% of FP17s for Band 1 Urgent Courses	128	2,325	5.5%	9.1%	8.3%	9.2%
% of FP17s Relating to Free Repair or Replacements	14	2,325	0.6%	0.7%	0.7%	0.7%
% of FP17s Relating to Continuations	15	2,325	0.6%	0.8%	0.8%	0.8%
% of Patients satisfied with the dentistry they have received	9	9	N/A	93.0%	93.2%	93.4%
% of Patients satisfied with the time they had to wait for an appointment	8	9	N/A	87.2%	88.5%	87.6%

* This is based on patients treated on this contract for their most recent course of treatment. Figures in italics indicate the base number of FP17s or Patient Questionnaire responses are less than 100. N/A is shown where the base number of responses is less than 10 during the period. % is calculated as Quantity/Base number*100

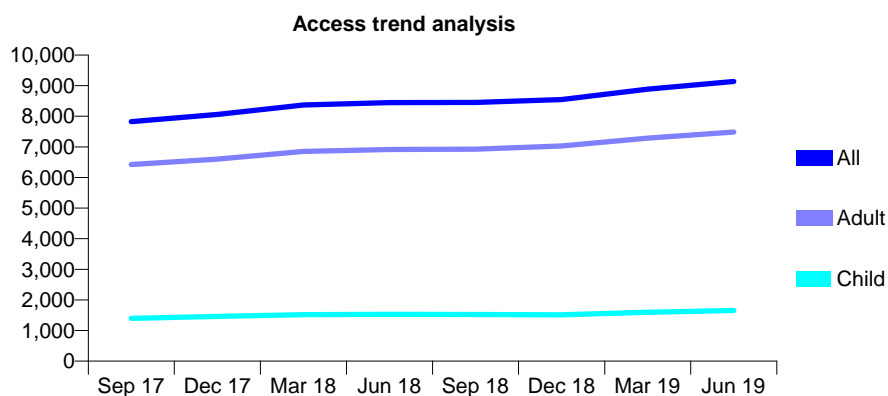
Q56 - Vital Signs At a Glance Contract Report for 571334/0001 - June 2019

Name or company name	MR NA BURNETT
Contract type name	GDS Contract
Purpose of contract	General
Contract start date	01/04/2006
Contract end date	

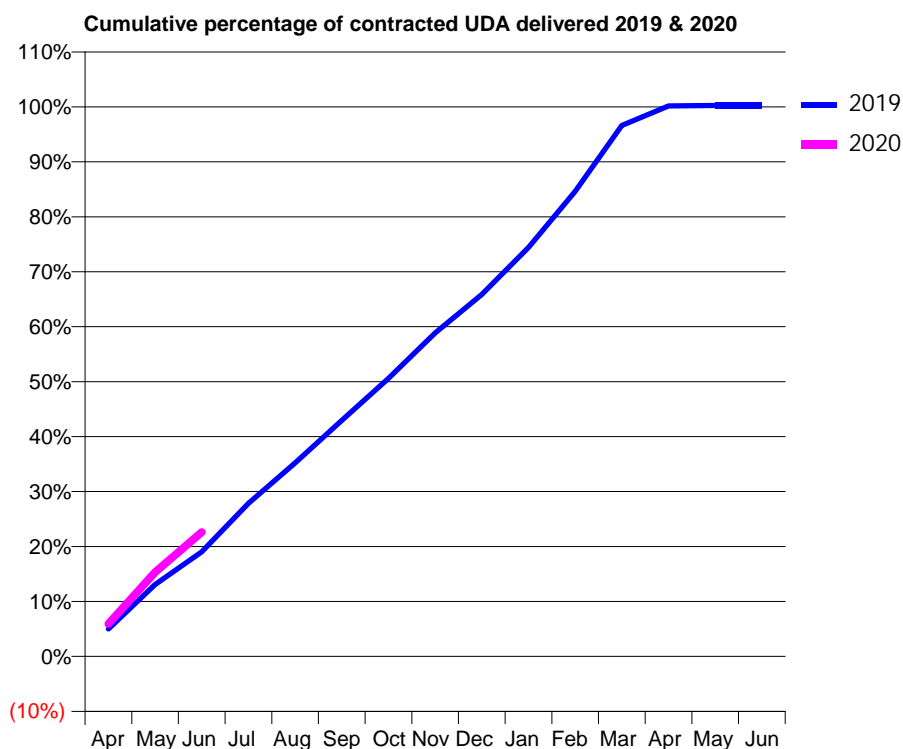
19/20 Contracted general activity (UDA)	22,584
Carry forward general activity (UDA)	0
19/20 Contracted orthodontic activity (UOA)	0
Carry forward orthodontic activity (UOA)	0
Baseline contract value	£602,952.91

ACCESS*

Patients seen in 24 months	Total	Change since previous quarter
Quarter ending June 2018	8,446	
Quarter ending September 2018	8,452	→
Quarter ending December 2018	8,547	→
Quarter ending March 2019	8,886	↑
Quarter ending June 2019	9,137	↑
Variance since June 2018	8.2%	↑



ACTIVITY



Month	2019	2020
April	1,127	1,339
May	2,959	3,468
June	4,301	5,102
July	6,292	
August	7,957	
September	9,695	
October	11,427	
November	13,299	
December	14,879	
January	16,806	
February	19,114	
March	21,822	
April	22,622	
May	22,643	
June	22,644	

QUALITY

	Quantity	Base Number	Contract	AT	Region	England
% of FP17s for the same patient ID Re-attending within 3 months - Children	41	618	6.6%	10.1%	11.2%	11.4%
% of FP17s for the same patient ID Re-attending within 3 months - Adults	337	2,661	12.7%	13.6%	14.8%	15.4%
% of FP17s for the same patient ID Re-attending between 3 & 9 months - Children	404	618	65.4%	60.9%	60.9%	59.8%
% of FP17s for the same patient ID Re-attending between 3 & 9 months - Adults	1,526	2,661	57.3%	50.7%	53.2%	52.1%
% of FP17s for Band 1 Urgent Courses	242	2,859	8.5%	9.1%	8.3%	9.2%
% of FP17s Relating to Free Repair or Replacements	22	2,859	0.8%	0.7%	0.7%	0.7%
% of FP17s Relating to Continuations	7	2,859	0.2%	0.8%	0.8%	0.8%
% of Patients satisfied with the dentistry they have received	7	7	N/A	93.0%	93.2%	93.4%
% of Patients satisfied with the time they had to wait for an appointment	6	7	N/A	87.2%	88.5%	87.6%

* This is based on patients treated on this contract for their most recent course of treatment. Figures in italics indicate the base number of FP17s or Patient Questionnaire responses are less than 100. N/A is shown where the base number of responses is less than 10 during the period. % is calculated as Quantity/Base number*100

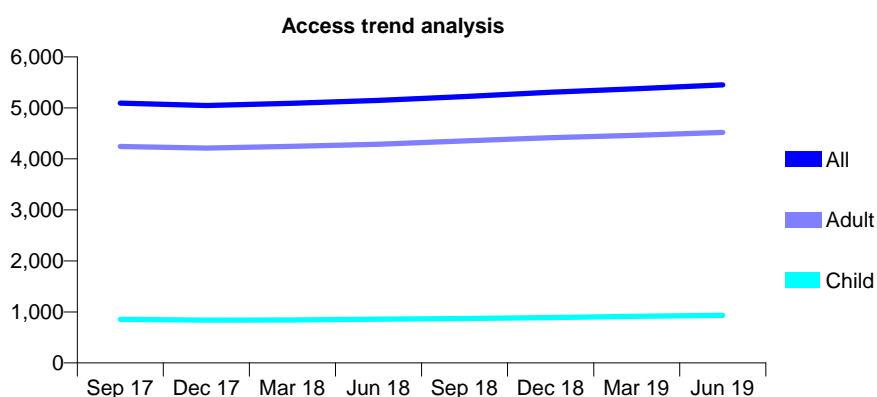
Q56 - Vital Signs At a Glance Contract Report for 576603/0001 - June 2019

Name or company name	MR AD CLIFFT
Contract type name	GDS Contract
Purpose of contract	General
Contract start date	01/04/2006
Contract end date	

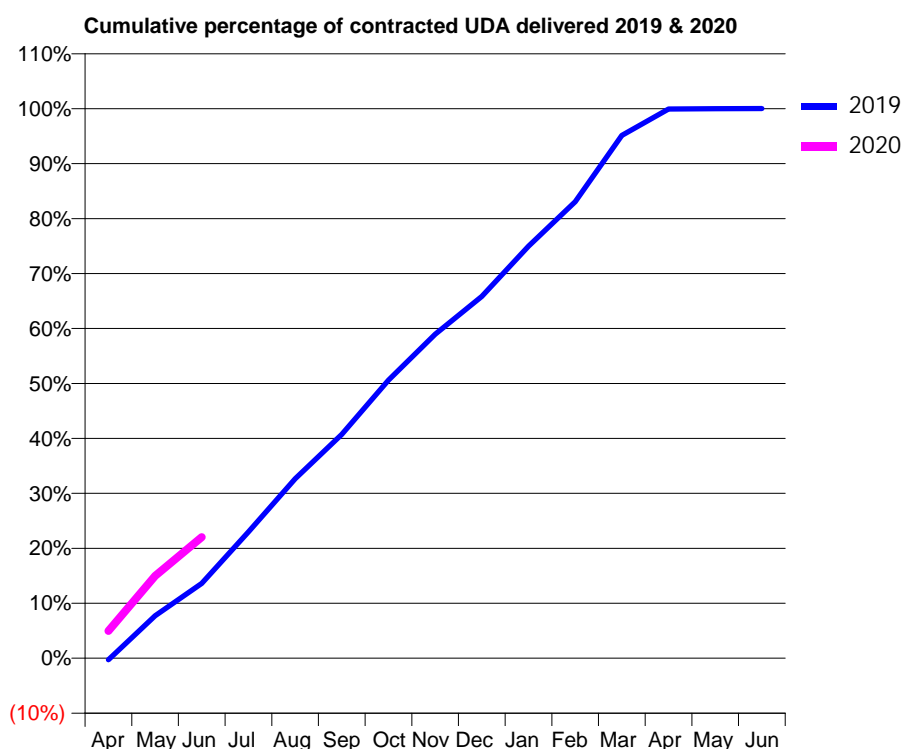
19/20 Contracted general activity (UDA)	11,657
Carry forward general activity (UDA)	0
19/20 Contracted orthodontic activity (UOA)	0
Carry forward orthodontic activity (UOA)	0
Baseline contract value	£291,046.65

ACCESS*

Patients seen in 24 months	Total	Change since previous quarter
Quarter ending June 2018	5,147	
Quarter ending September 2018	5,221	→
Quarter ending December 2018	5,306	→
Quarter ending March 2019	5,376	→
Quarter ending June 2019	5,449	→
Variance since June 2018	5.9%	↑



ACTIVITY



Month	2019	2020
April	-36	579
May	902	1,746
June	1,589	2,568
July	2,681	
August	3,809	
September	4,748	
October	5,899	
November	6,872	
December	7,674	
January	8,740	
February	9,686	
March	11,090	
April	11,651	
May	11,657	
June	11,660	

QUALITY

	Quantity	Base Number	Contract	AT	Region	England
% of FP17s for the same patient ID Re-attending within 3 months - Children	5	308	1.6%	10.1%	11.2%	11.4%
% of FP17s for the same patient ID Re-attending within 3 months - Adults	120	1,291	9.3%	13.6%	14.8%	15.4%
% of FP17s for the same patient ID Re-attending between 3 & 9 months - Children	185	308	60.1%	60.9%	60.9%	59.8%
% of FP17s for the same patient ID Re-attending between 3 & 9 months - Adults	242	1,291	18.7%	50.7%	53.2%	52.1%
% of FP17s for Band 1 Urgent Courses	80	1,372	5.8%	9.1%	8.3%	9.2%
% of FP17s Relating to Free Repair or Replacements	5	1,372	0.4%	0.7%	0.7%	0.7%
% of FP17s Relating to Continuations	11	1,372	0.8%	0.8%	0.8%	0.8%
% of Patients satisfied with the dentistry they have received	3	3	N/A	93.0%	93.2%	93.4%
% of Patients satisfied with the time they had to wait for an appointment	3	3	N/A	87.2%	88.5%	87.6%

* This is based on patients treated on this contract for their most recent course of treatment.

Figures in italics indicate the base number of FP17s or Patient Questionnaire responses are less than 100. N/A is shown where the base number of responses is less than 10 during the period. % is calculated as Quantity/Base number*100

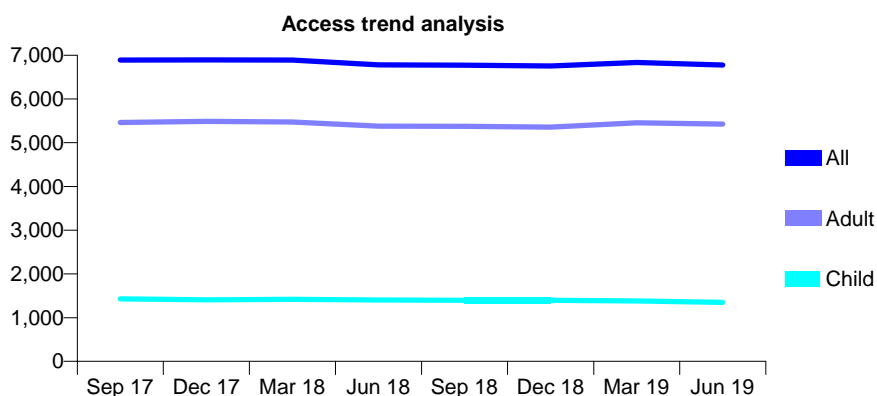
Q56 - Vital Signs At a Glance Contract Report for 577871/0001 - June 2019

Name or company name	Cresecent Dental Care Partnership
Contract type name	GDS Contract
Purpose of contract	General
Contract start date	01/11/2013
Contract end date	

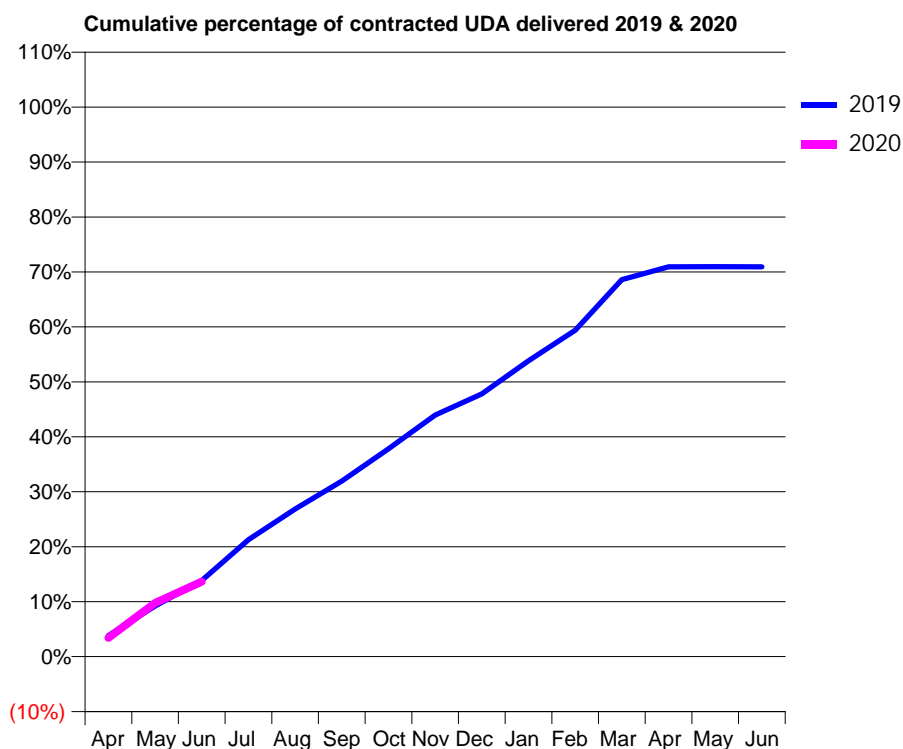
19/20 Contracted general activity (UDA)	23,142
Carry forward general activity (UDA)	0
19/20 Contracted orthodontic activity (UOA)	0
Carry forward orthodontic activity (UOA)	0
Baseline contract value	£636,254.82

ACCESS*

Patients seen in 24 months	Total	Change since previous quarter
Quarter ending June 2018	6,783	
Quarter ending September 2018	6,772	→
Quarter ending December 2018	6,753	→
Quarter ending March 2019	6,837	→
Quarter ending June 2019	6,775	→
Variance since June 2018	(0.1%)	→



ACTIVITY



Month	Adjusted Scheduled Activity (UDA)	
	2019	2020
April	892	794
May	2,138	2,262
June	3,203	3,160
July	4,921	
August	6,219	
September	7,390	
October	8,753	
November	10,173	
December	11,065	
January	12,458	
February	13,743	
March	15,873	
April	16,410	
May	16,416	
June	16,415	

QUALITY

	Quantity	Base Number	Contract	AT	Region	England
% of FP17s for the same patient ID Re-attending within 3 months - Children	28	498	5.6%	10.1%	11.2%	11.4%
% of FP17s for the same patient ID Re-attending within 3 months - Adults	312	1,757	17.8%	13.6%	14.8%	15.4%
% of FP17s for the same patient ID Re-attending between 3 & 9 months - Children	347	498	69.7%	60.9%	60.9%	59.8%
% of FP17s for the same patient ID Re-attending between 3 & 9 months - Adults	837	1,757	47.6%	50.7%	53.2%	52.1%
% of FP17s for Band 1 Urgent Courses	266	1,955	13.6%	9.1%	8.3%	9.2%
% of FP17s Relating to Free Repair or Replacements	20	1,955	1.0%	0.7%	0.7%	0.7%
% of FP17s Relating to Continuations	4	1,955	0.2%	0.8%	0.8%	0.8%
% of Patients satisfied with the dentistry they have received	3	3	N/A	93.0%	93.2%	93.4%
% of Patients satisfied with the time they had to wait for an appointment	2	3	N/A	87.2%	88.5%	87.6%

* This is based on patients treated on this contract for their most recent course of treatment. Figures in italics indicate the base number of FP17s or Patient Questionnaire responses are less than 100. N/A is shown where the base number of responses is less than 10 during the period. % is calculated as Quantity/Base number*100

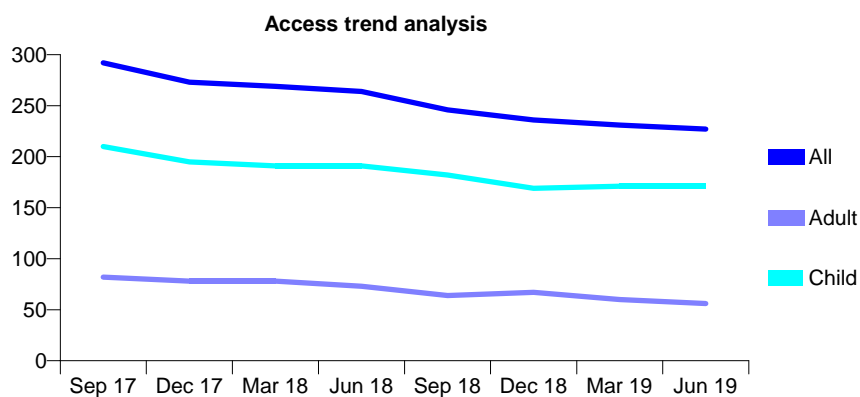
Q56 - Vital Signs At a Glance Contract Report for 626317/0002 - June 2019

Name or company name	Abbey Dental Practice
Contract type name	GDS Contract
Purpose of contract	General
Contract start date	08/12/2014
Contract end date	

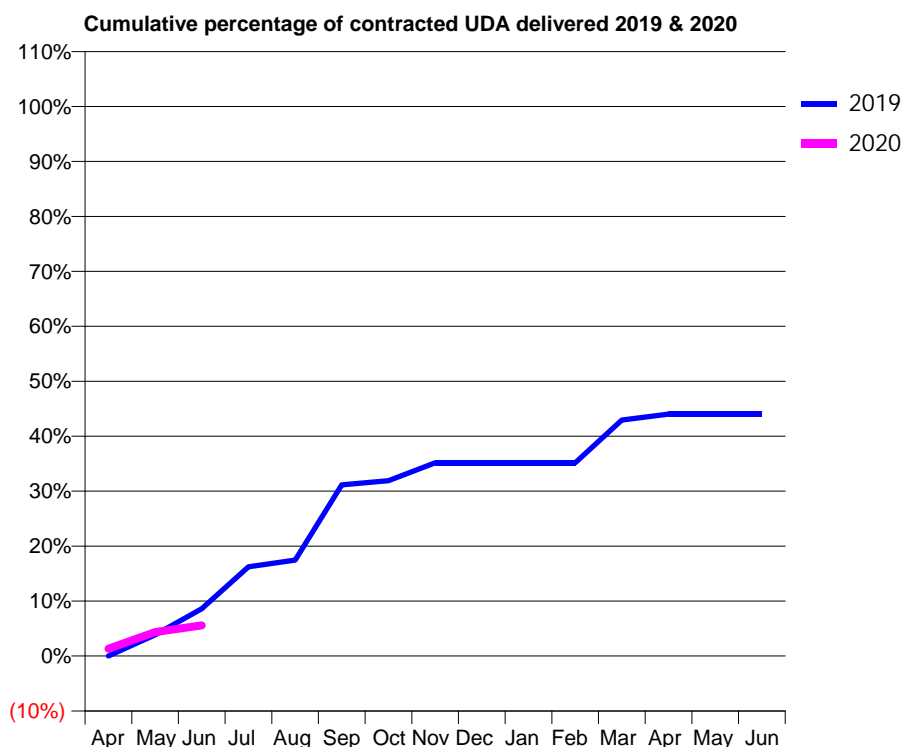
19/20 Contracted general activity (UDA)	825
Carry forward general activity (UDA)	0
19/20 Contracted orthodontic activity (UOA)	0
Carry forward orthodontic activity (UOA)	0
Baseline contract value	£18,656.22

ACCESS*

Patients seen in 24 months	Total	Change since previous quarter
Quarter ending June 2018	264	
Quarter ending September 2018	246	↓
Quarter ending December 2018	236	↓
Quarter ending March 2019	231	↓
Quarter ending June 2019	227	↓
Variance since June 2018	(14.0%)	↓



ACTIVITY



Month	Adjusted Scheduled Activity (UDA)	
	2019	2020
April	0	11
May	32	36
June	71	46
July	134	
August	144	
September	257	
October	263	
November	290	
December	290	
January	290	
February	290	
March	354	
April	363	
May	363	
June	363	

QUALITY

	Quantity	Base Number	Contract	AT	Region	England
% of FP17s for the same patient ID Re-attending within 3 months - Children	1	49	2.0%	10.1%	11.2%	11.4%
% of FP17s for the same patient ID Re-attending within 3 months - Adults	0	8	0.0%	13.6%	14.8%	15.4%
% of FP17s for the same patient ID Re-attending between 3 & 9 months - Children	21	49	42.9%	60.9%	60.9%	59.8%
% of FP17s for the same patient ID Re-attending between 3 & 9 months - Adults	6	8	75.0%	50.7%	53.2%	52.1%
% of FP17s for Band 1 Urgent Courses	0	44	0.0%	9.1%	8.3%	9.2%
% of FP17s Relating to Free Repair or Replacements	0	44	0.0%	0.7%	0.7%	0.7%
% of FP17s Relating to Continuations	0	44	0.0%	0.8%	0.8%	0.8%
% of Patients satisfied with the dentistry they have received	0	0	N/A	93.0%	93.2%	93.4%
% of Patients satisfied with the time they had to wait for an appointment	0	0	N/A	87.2%	88.5%	87.6%

* This is based on patients treated on this contract for their most recent course of treatment. Figures in italics indicate the base number of FP17s or Patient Questionnaire responses are less than 100. N/A is shown where the base number of responses is less than 10 during the period. % is calculated as Quantity/Base number*100

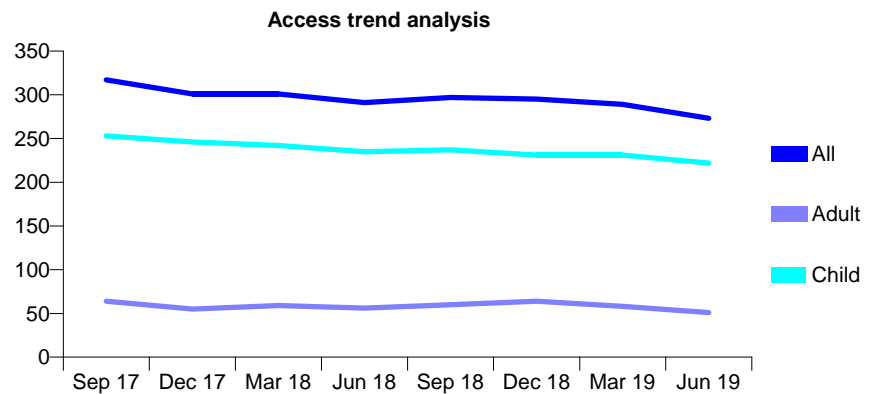
Q56 - Vital Signs At a Glance Contract Report for 631647/0001 - June 2019

Name or company name	MR RP BANDENBURG
Contract type name	GDS Contract
Purpose of contract	General
Contract start date	01/04/2006
Contract end date	

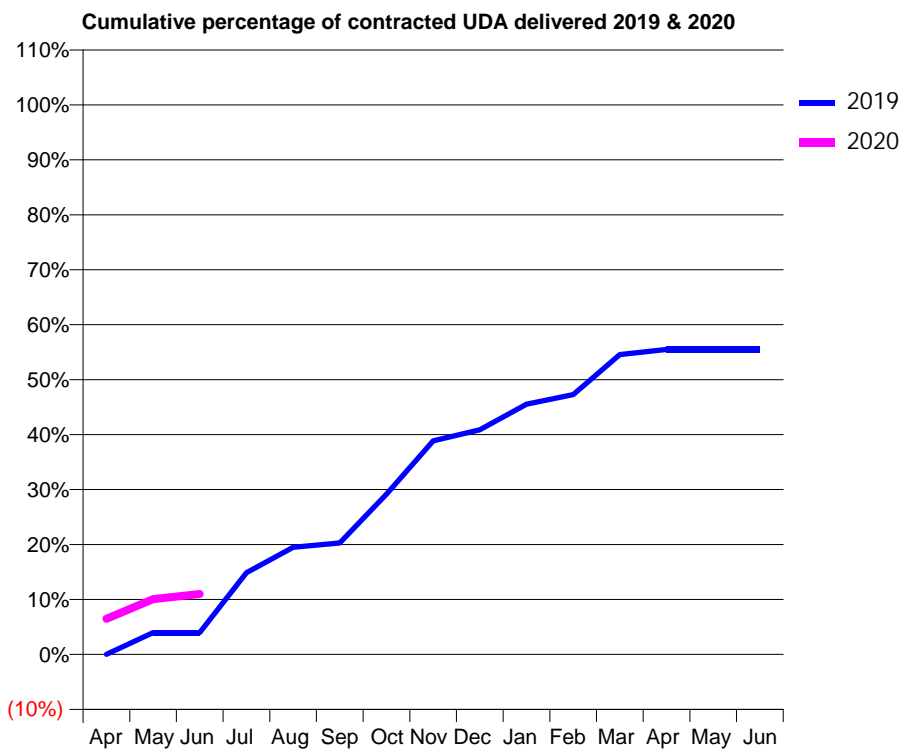
19/20 Contracted general activity (UDA)	755
Carry forward general activity (UDA)	0
19/20 Contracted orthodontic activity (UOA)	0
Carry forward orthodontic activity (UOA)	0
Baseline contract value	£16,934.41

ACCESS*

Patients seen in 24 months	Total	Change since previous quarter
Quarter ending June 2018	291	
Quarter ending September 2018	297	↑
Quarter ending December 2018	295	→
Quarter ending March 2019	289	↓
Quarter ending June 2019	273	↓
Variance since June 2018	(6.2%)	↓



ACTIVITY



Month	Adjusted Scheduled Activity (UDA)	
	2019	2020
April	0	49
May	30	76
June	30	83
July	112	
August	147	
September	153	
October	220	
November	293	
December	309	
January	344	
February	357	
March	412	
April	419	
May	419	
June	419	

QUALITY

	Quantity	Base Number	Contract	AT	Region	England
% of FP17s for the same patient ID Re-attending within 3 months - Children	5	75	6.7%	10.1%	11.2%	11.4%
% of FP17s for the same patient ID Re-attending within 3 months - Adults	1	4	25.0%	13.6%	14.8%	15.4%
% of FP17s for the same patient ID Re-attending between 3 & 9 months - Children	47	75	62.7%	60.9%	60.9%	59.8%
% of FP17s for the same patient ID Re-attending between 3 & 9 months - Adults	2	4	50.0%	50.7%	53.2%	52.1%
% of FP17s for Band 1 Urgent Courses	0	71	0.0%	9.1%	8.3%	9.2%
% of FP17s Relating to Free Repair or Replacements	0	71	0.0%	0.7%	0.7%	0.7%
% of FP17s Relating to Continuations	0	71	0.0%	0.8%	0.8%	0.8%
% of Patients satisfied with the dentistry they have received	0	0	N/A	93.0%	93.2%	93.4%
% of Patients satisfied with the time they had to wait for an appointment	0	0	N/A	87.2%	88.5%	87.6%

* This is based on patients treated on this contract for their most recent course of treatment. Figures in italics indicate the base number of FP17s or Patient Questionnaire responses are less than 100. N/A is shown where the base number of responses is less than 10 during the period. % is calculated as Quantity/Base number*100

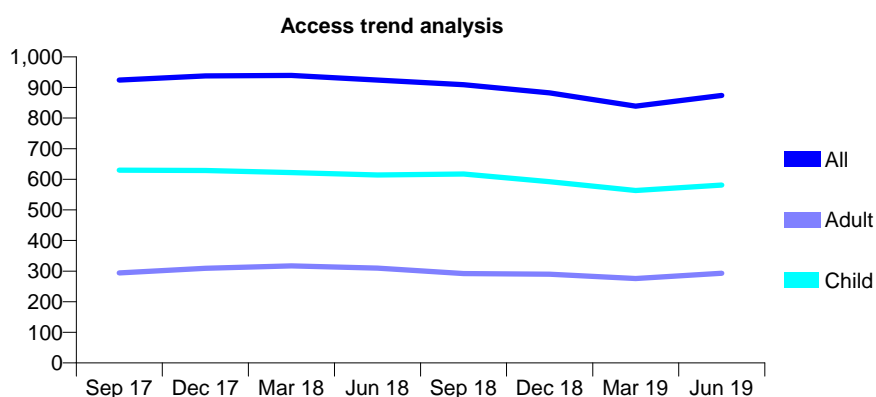
Q56 - Vital Signs At a Glance Contract Report for 636096/0001 - June 2019

Name or company name	MR SG NICOLL
Contract type name	GDS Contract
Purpose of contract	General
Contract start date	01/04/2006
Contract end date	

19/20 Contracted general activity (UDA)	1,800
Carry forward general activity (UDA)	0
19/20 Contracted orthodontic activity (UOA)	0
Carry forward orthodontic activity (UOA)	0
Baseline contract value	£51,253.14

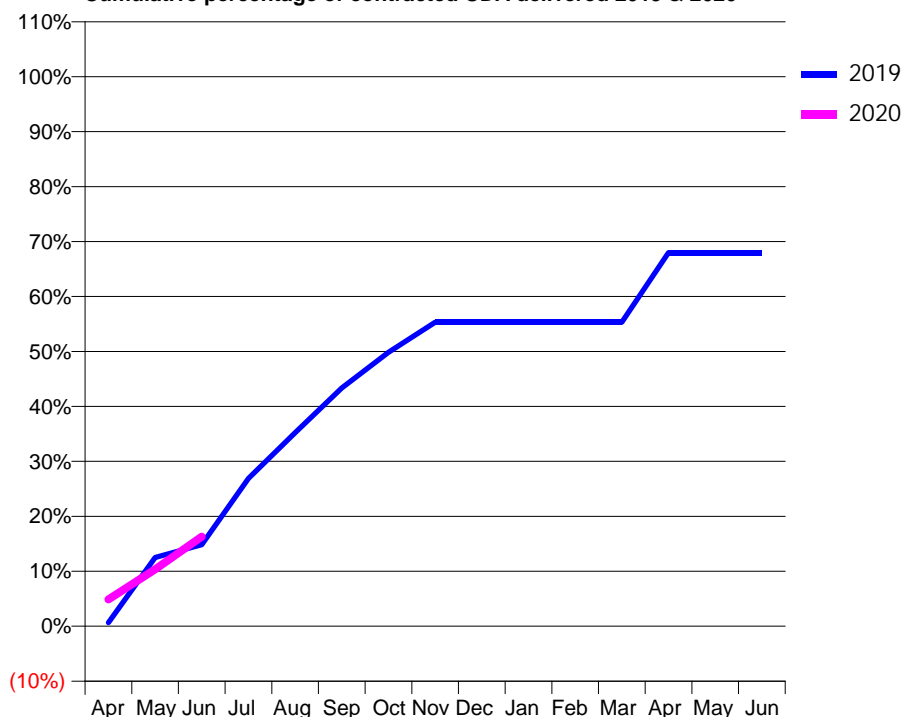
ACCESS*

Patients seen in 24 months	Total	Change since previous quarter
Quarter ending June 2018	924	
Quarter ending September 2018	909	↓
Quarter ending December 2018	882	↓
Quarter ending March 2019	839	↓
Quarter ending June 2019	874	↑
Variance since June 2018	(5.4%)	↓



ACTIVITY

Cumulative percentage of contracted UDA delivered 2019 & 2020



Adjusted Scheduled Activity (UDA)

Month	2019	2020
April	12	88
May	225	186
June	267	293
July	484	
August	634	
September	780	
October	897	
November	996	
December	996	
January	996	
February	996	
March	996	
April	1,224	
May	1,224	
June	1,224	

QUALITY

	Quantity	Base Number	Contract	AT	Region	England
% of FP17s for the same patient ID Re-attending within 3 months - Children	19	509	3.7%	10.1%	11.2%	11.4%
% of FP17s for the same patient ID Re-attending within 3 months - Adults	5	125	4.0%	13.6%	14.8%	15.4%
% of FP17s for the same patient ID Re-attending between 3 & 9 months - Children	330	509	64.8%	60.9%	60.9%	59.8%
% of FP17s for the same patient ID Re-attending between 3 & 9 months - Adults	69	125	55.2%	50.7%	53.2%	52.1%
% of FP17s for Band 1 Urgent Courses	2	217	0.9%	9.1%	8.3%	9.2%
% of FP17s Relating to Free Repair or Replacements	0	217	0.0%	0.7%	0.7%	0.7%
% of FP17s Relating to Continuations	0	217	0.0%	0.8%	0.8%	0.8%
% of Patients satisfied with the dentistry they have received	0	0	N/A	93.0%	93.2%	93.4%
% of Patients satisfied with the time they had to wait for an appointment	0	0	N/A	87.2%	88.5%	87.6%

* This is based on patients treated on this contract for their most recent course of treatment.

Figures in italics indicate the base number of FP17s or Patient Questionnaire responses are less than 100. N/A is shown where the base number of responses is less than 10 during the period. % is calculated as Quantity/Base number*100

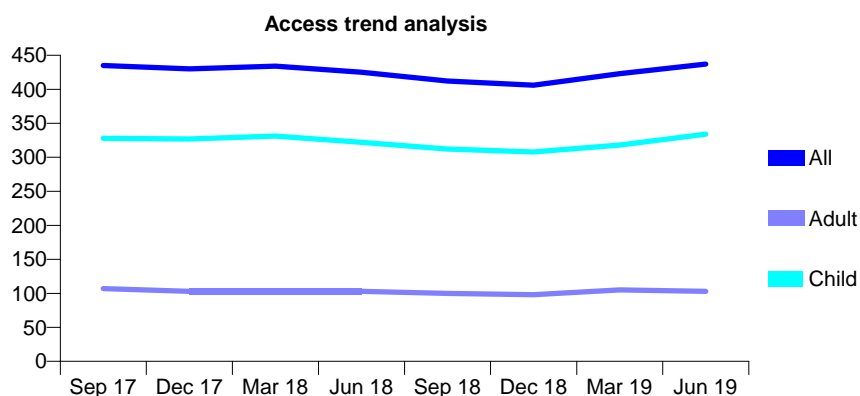
Q56 - Vital Signs At a Glance Contract Report for 639214/0001 - June 2019

Name or company name	MISS CA NEVILLE
Contract type name	GDS Contract
Purpose of contract	General
Contract start date	01/04/2006
Contract end date	

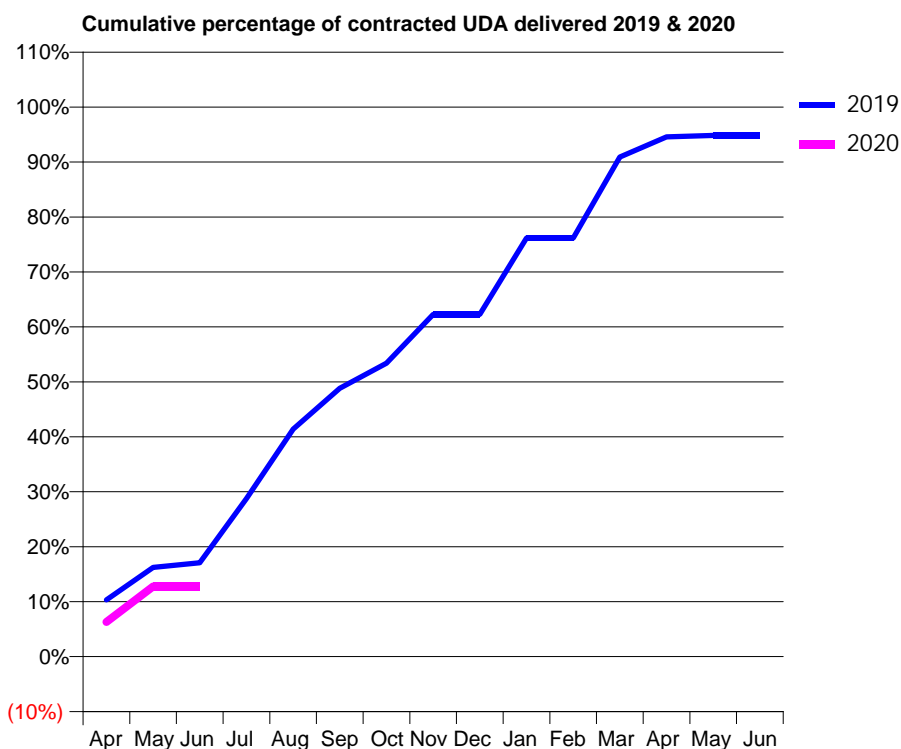
19/20 Contracted general activity (UDA)	865
Carry forward general activity (UDA)	0
19/20 Contracted orthodontic activity (UOA)	0
Carry forward orthodontic activity (UOA)	0
Baseline contract value	£21,724.75

ACCESS*

Patients seen in 24 months	Total	Change since previous quarter
Quarter ending June 2018	425	
Quarter ending September 2018	412	↓
Quarter ending December 2018	406	↓
Quarter ending March 2019	423	↑
Quarter ending June 2019	437	↑
Variance since June 2018	2.8%	↑



ACTIVITY



Month	Adjusted Scheduled Activity (UDA)	
	2019	2020
April	89	54
May	141	111
June	148	111
July	249	
August	358	
September	422	
October	462	
November	539	
December	539	
January	659	
February	659	
March	786	
April	818	
May	820	
June	820	

QUALITY

	Quantity	Base Number	Contract	AT	Region	England
% of FP17s for the same patient ID Re-attending within 3 months - Children	3	91	3.3%	10.1%	11.2%	11.4%
% of FP17s for the same patient ID Re-attending within 3 months - Adults	0	14	0.0%	13.6%	14.8%	15.4%
% of FP17s for the same patient ID Re-attending between 3 & 9 months - Children	50	91	54.9%	60.9%	60.9%	59.8%
% of FP17s for the same patient ID Re-attending between 3 & 9 months - Adults	6	14	42.9%	50.7%	53.2%	52.1%
% of FP17s for Band 1 Urgent Courses	3	88	3.4%	9.1%	8.3%	9.2%
% of FP17s Relating to Free Repair or Replacements	0	88	0.0%	0.7%	0.7%	0.7%
% of FP17s Relating to Continuations	0	88	0.0%	0.8%	0.8%	0.8%
% of Patients satisfied with the dentistry they have received	0	0	N/A	93.0%	93.2%	93.4%
% of Patients satisfied with the time they had to wait for an appointment	0	0	N/A	87.2%	88.5%	87.6%

* This is based on patients treated on this contract for their most recent course of treatment. Figures in italics indicate the base number of FP17s or Patient Questionnaire responses are less than 100. N/A is shown where the base number of responses is less than 10 during the period. % is calculated as Quantity/Base number*100

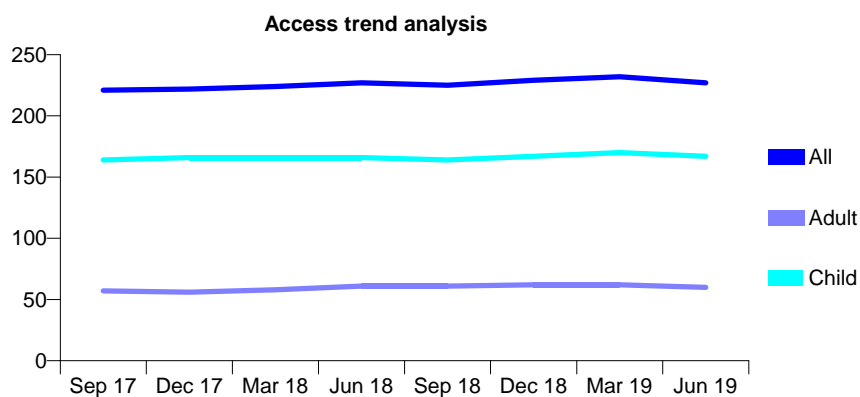
Q56 - Vital Signs At a Glance Contract Report for 644072/0001 - June 2019

Name or company name	MR A BROWN
Contract type name	GDS Contract
Purpose of contract	General
Contract start date	01/06/2014
Contract end date	

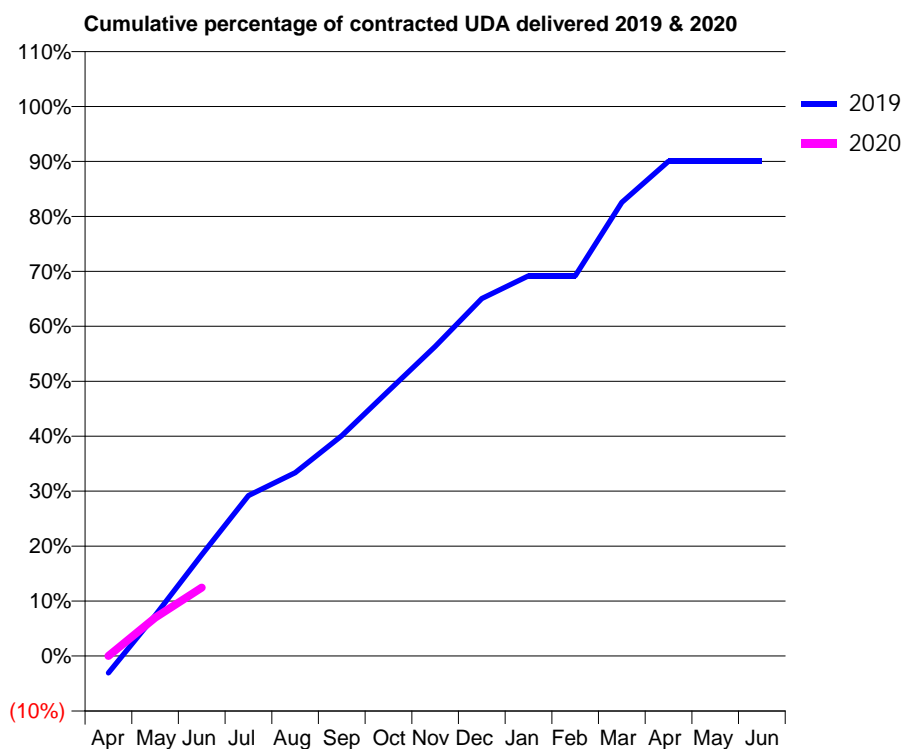
19/20 Contracted general activity (UDA)	550
Carry forward general activity (UDA)	0
19/20 Contracted orthodontic activity (UOA)	0
Carry forward orthodontic activity (UOA)	0
Baseline contract value	£11,512.02

ACCESS*

Patients seen in 24 months	Total	Change since previous quarter
Quarter ending June 2018	227	
Quarter ending September 2018	225	→
Quarter ending December 2018	229	→
Quarter ending March 2019	232	→
Quarter ending June 2019	227	↓
Variance since June 2018	0.0%	→



ACTIVITY



Month	Adjusted Scheduled Activity (UDA)	
	2019	2020
April	-17	0
May	41	38
June	101	69
July	161	
August	183	
September	220	
October	265	
November	310	
December	358	
January	380	
February	380	
March	454	
April	495	
May	495	
June	495	

QUALITY

	Quantity	Base Number	Contract	AT	Region	England
% of FP17s for the same patient ID Re-attending within 3 months - Children	4	89	4.5%	10.1%	11.2%	11.4%
% of FP17s for the same patient ID Re-attending within 3 months - Adults	1	10	10.0%	13.6%	14.8%	15.4%
% of FP17s for the same patient ID Re-attending between 3 & 9 months - Children	73	89	82.0%	60.9%	60.9%	59.8%
% of FP17s for the same patient ID Re-attending between 3 & 9 months - Adults	7	10	70.0%	50.7%	53.2%	52.1%
% of FP17s for Band 1 Urgent Courses	3	66	4.5%	9.1%	8.3%	9.2%
% of FP17s Relating to Free Repair or Replacements	0	66	0.0%	0.7%	0.7%	0.7%
% of FP17s Relating to Continuations	0	66	0.0%	0.8%	0.8%	0.8%
% of Patients satisfied with the dentistry they have received	0	0	N/A	93.0%	93.2%	93.4%
% of Patients satisfied with the time they had to wait for an appointment	0	0	N/A	87.2%	88.5%	87.6%

* This is based on patients treated on this contract for their most recent course of treatment. Figures in italics indicate the base number of FP17s or Patient Questionnaire responses are less than 100. N/A is shown where the base number of responses is less than 10 during the period. % is calculated as Quantity/Base number*100

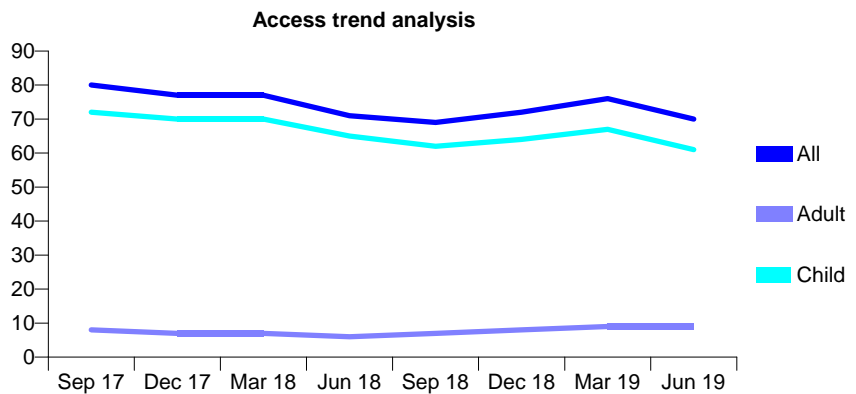
Q56 - Vital Signs At a Glance Contract Report for 644420/0001 - June 2019

Name or company name	MRS JM BELSHAM
Contract type name	GDS Contract
Purpose of contract	General
Contract start date	01/04/2006
Contract end date	

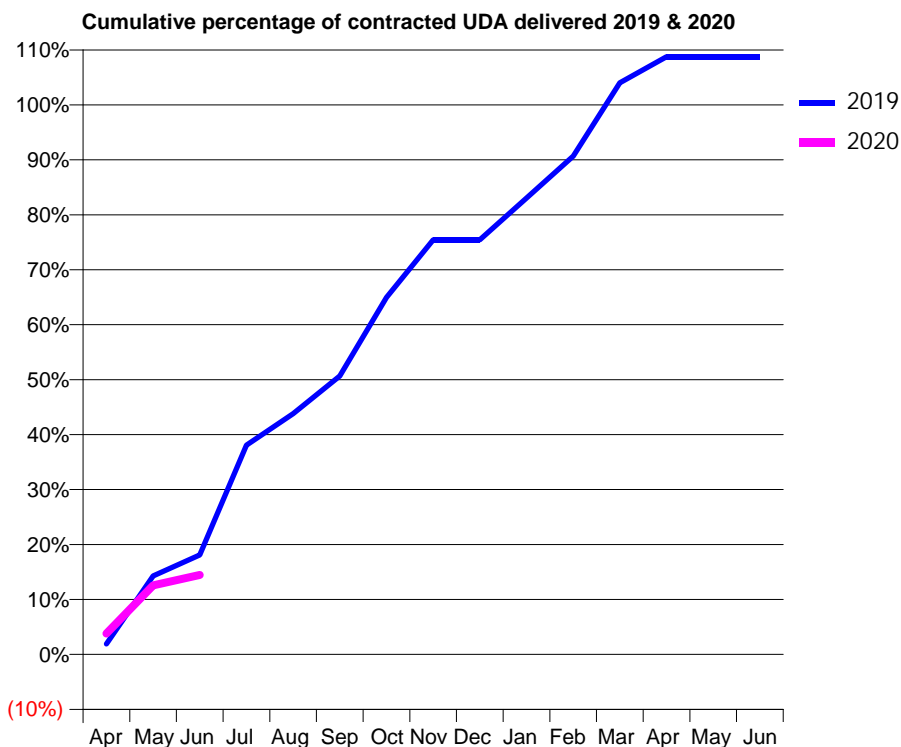
19/20 Contracted general activity (UDA)	105
Carry forward general activity (UDA)	0
19/20 Contracted orthodontic activity (UOA)	0
Carry forward orthodontic activity (UOA)	0
Baseline contract value	£1,925.26

ACCESS*

Patients seen in 24 months	Total	Change since previous quarter
Quarter ending June 2018	71	
Quarter ending September 2018	69	↓
Quarter ending December 2018	72	↑
Quarter ending March 2019	76	↑
Quarter ending June 2019	70	↓
Variance since June 2018	(1.4%)	↓



ACTIVITY



Month	Adjusted Scheduled Activity (UDA)	
	2019	2020
April	2	4
May	15	13
June	19	15
July	40	
August	46	
September	53	
October	68	
November	79	
December	79	
January	87	
February	95	
March	109	
April	114	
May	114	
June	114	

QUALITY

	Quantity	Base Number	Contract	AT	Region	England
% of FP17s for the same patient ID Re-attending within 3 months - Children	1	13	7.7%	10.1%	11.2%	11.4%
% of FP17s for the same patient ID Re-attending within 3 months - Adults	0	3	0.0%	13.6%	14.8%	15.4%
% of FP17s for the same patient ID Re-attending between 3 & 9 months - Children	4	13	30.8%	60.9%	60.9%	59.8%
% of FP17s for the same patient ID Re-attending between 3 & 9 months - Adults	1	3	33.3%	50.7%	53.2%	52.1%
% of FP17s for Band 1 Urgent Courses	1	13	7.7%	9.1%	8.3%	9.2%
% of FP17s Relating to Free Repair or Replacements	0	13	0.0%	0.7%	0.7%	0.7%
% of FP17s Relating to Continuations	0	13	0.0%	0.8%	0.8%	0.8%
% of Patients satisfied with the dentistry they have received	0	0	N/A	93.0%	93.2%	93.4%
% of Patients satisfied with the time they had to wait for an appointment	0	0	N/A	87.2%	88.5%	87.6%

* This is based on patients treated on this contract for their most recent course of treatment. Figures in italics indicate the base number of FP17s or Patient Questionnaire responses are less than 100. N/A is shown where the base number of responses is less than 10 during the period. % is calculated as Quantity/Base number*100

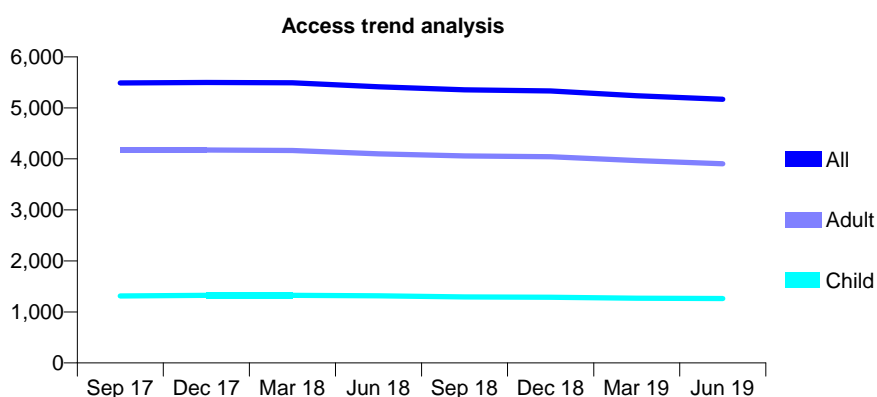
Q56 - Vital Signs At a Glance Contract Report for 644668/0001 - June 2019

Name or company name	MRS JM GEANEY
Contract type name	GDS Contract
Purpose of contract	General
Contract start date	01/04/2006
Contract end date	

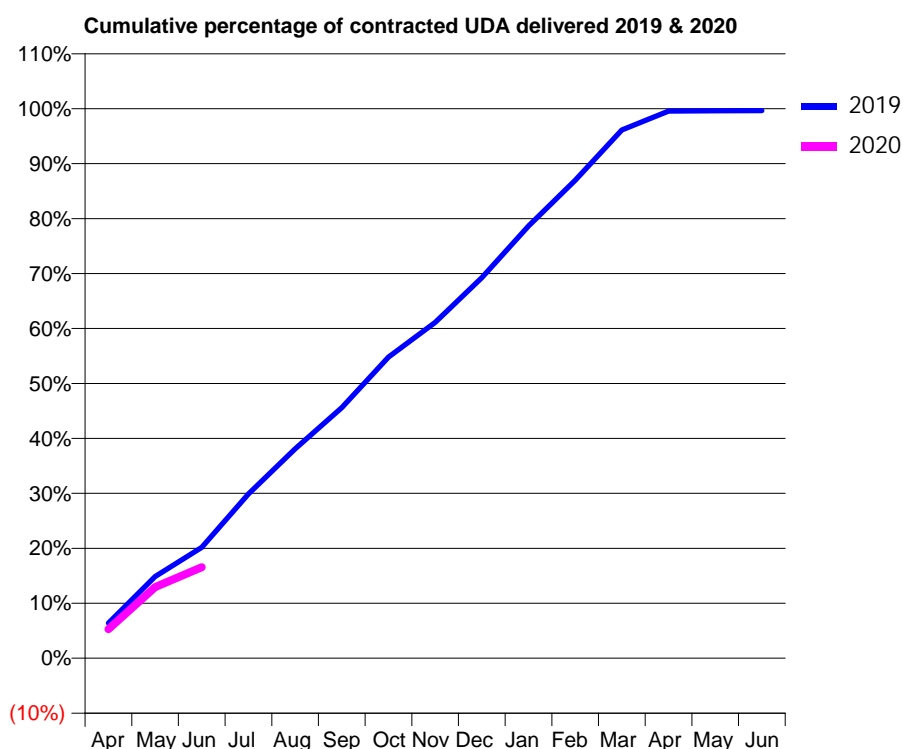
19/20 Contracted general activity (UDA)	11,118
Carry forward general activity (UDA)	0
19/20 Contracted orthodontic activity (UOA)	0
Carry forward orthodontic activity (UOA)	0
Baseline contract value	£258,825.05

ACCESS*

Patients seen in 24 months	Total	Change since previous quarter
Quarter ending June 2018	5,414	
Quarter ending September 2018	5,354	↓
Quarter ending December 2018	5,331	→
Quarter ending March 2019	5,238	↓
Quarter ending June 2019	5,167	↓
Variance since June 2018	(4.6%)	↓



ACTIVITY



Month	2019	2020
April	711	586
May	1,654	1,440
June	2,244	1,841
July	3,324	
August	4,236	
September	5,067	
October	6,090	
November	6,795	
December	7,698	
January	8,742	
February	9,669	
March	10,685	
April	11,070	
May	11,073	
June	11,077	

QUALITY

	Quantity	Base Number	Contract	AT	Region	England
% of FP17s for the same patient ID Re-attending within 3 months - Children	29	496	5.8%	10.1%	11.2%	11.4%
% of FP17s for the same patient ID Re-attending within 3 months - Adults	158	1,156	13.7%	13.6%	14.8%	15.4%
% of FP17s for the same patient ID Re-attending between 3 & 9 months - Children	370	496	74.6%	60.9%	60.9%	59.8%
% of FP17s for the same patient ID Re-attending between 3 & 9 months - Adults	537	1,156	46.5%	50.7%	53.2%	52.1%
% of FP17s for Band 1 Urgent Courses	70	1,147	6.1%	9.1%	8.3%	9.2%
% of FP17s Relating to Free Repair or Replacements	16	1,147	1.4%	0.7%	0.7%	0.7%
% of FP17s Relating to Continuations	10	1,147	0.9%	0.8%	0.8%	0.8%
% of Patients satisfied with the dentistry they have received	5	5	N/A	93.0%	93.2%	93.4%
% of Patients satisfied with the time they had to wait for an appointment	5	5	N/A	87.2%	88.5%	87.6%

* This is based on patients treated on this contract for their most recent course of treatment.

Figures in italics indicate the base number of FP17s or Patient Questionnaire responses are less than 100. N/A is shown where the base number of responses is less than 10 during the period. % is calculated as Quantity/Base number*100

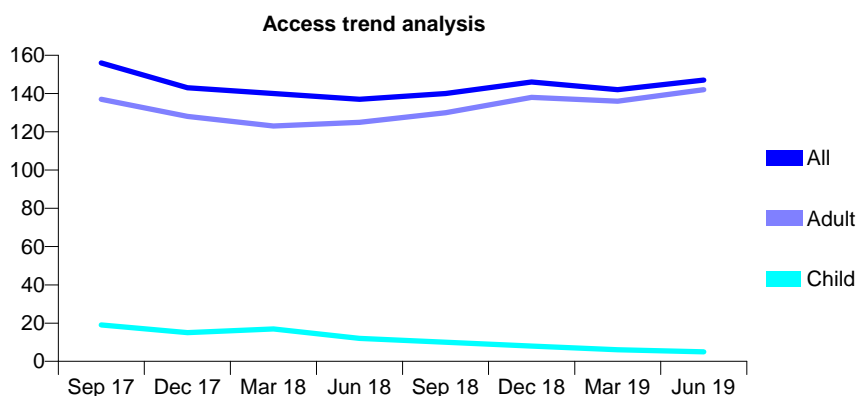
Q56 - Vital Signs At a Glance Contract Report for 648558/0001 - June 2019

Name or company name	MISS K RUSTAGE
Contract type name	GDS Contract
Purpose of contract	General
Contract start date	01/04/2006
Contract end date	

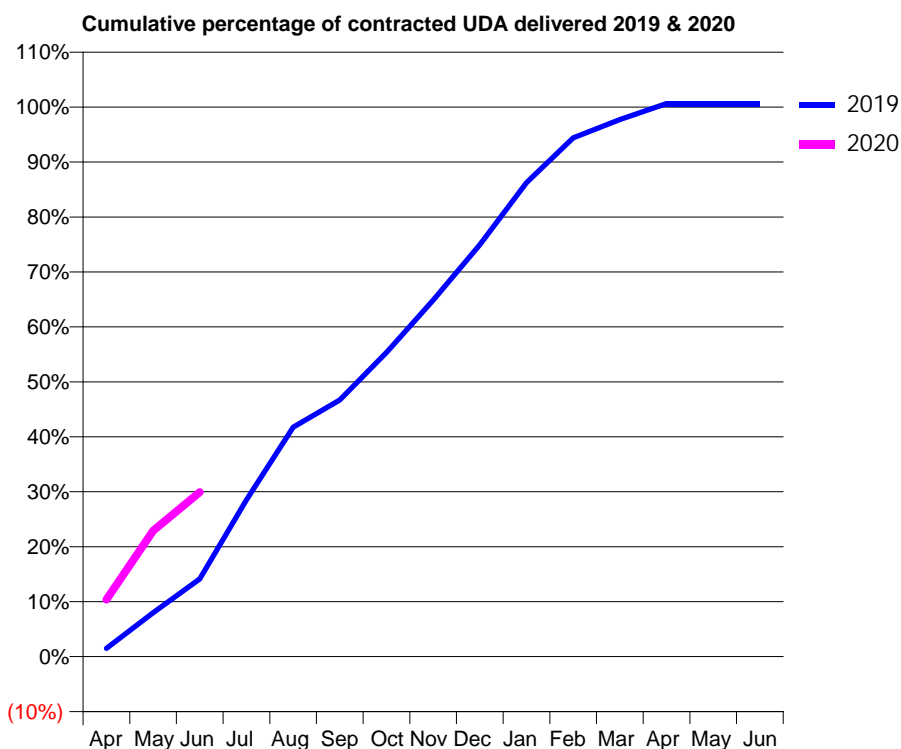
19/20 Contracted general activity (UDA)	1,414
Carry forward general activity (UDA)	0
19/20 Contracted orthodontic activity (UOA)	0
Carry forward orthodontic activity (UOA)	0
Baseline contract value	£45,537.38

ACCESS*

Patients seen in 24 months	Total	Change since previous quarter
Quarter ending June 2018	137	
Quarter ending September 2018	140	↑
Quarter ending December 2018	146	↑
Quarter ending March 2019	142	↓
Quarter ending June 2019	147	↑
Variance since June 2018	7.3%	↑



ACTIVITY



Month	Adjusted Scheduled Activity (UDA)	
	2019	2020
April	21	147
May	113	324
June	200	423
July	403	
August	590	
September	660	
October	782	
November	917	
December	1,060	
January	1,220	
February	1,335	
March	1,382	
April	1,423	
May	1,423	
June	1,423	

QUALITY

	Quantity	Base Number	Contract	AT	Region	England
% of FP17s for the same patient ID Re-attending within 3 months - Children	0	11	0.0%	10.1%	11.2%	11.4%
% of FP17s for the same patient ID Re-attending within 3 months - Adults	2	171	1.2%	13.6%	14.8%	15.4%
% of FP17s for the same patient ID Re-attending between 3 & 9 months - Children	0	11	0.0%	60.9%	60.9%	59.8%
% of FP17s for the same patient ID Re-attending between 3 & 9 months - Adults	2	171	1.2%	50.7%	53.2%	52.1%
% of FP17s for Band 1 Urgent Courses	1	165	0.6%	9.1%	8.3%	9.2%
% of FP17s Relating to Free Repair or Replacements	0	165	0.0%	0.7%	0.7%	0.7%
% of FP17s Relating to Continuations	0	165	0.0%	0.8%	0.8%	0.8%
% of Patients satisfied with the dentistry they have received	0	0	N/A	93.0%	93.2%	93.4%
% of Patients satisfied with the time they had to wait for an appointment	0	0	N/A	87.2%	88.5%	87.6%

* This is based on patients treated on this contract for their most recent course of treatment. Figures in italics indicate the base number of FP17s or Patient Questionnaire responses are less than 100. N/A is shown where the base number of responses is less than 10 during the period. % is calculated as Quantity/Base number*100

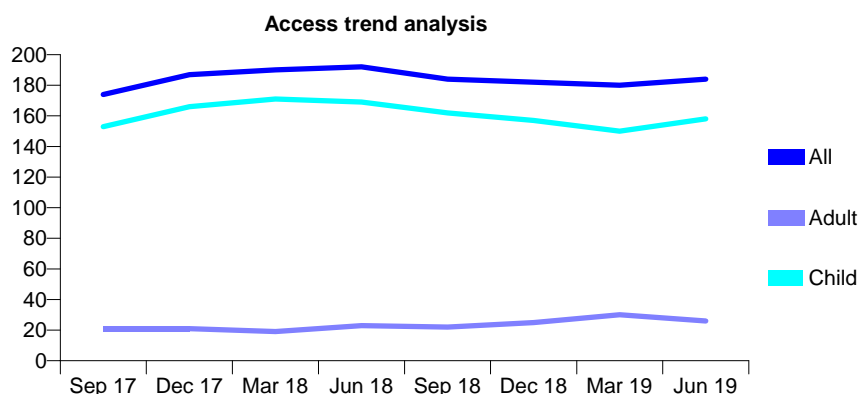
Q56 - Vital Signs At a Glance Contract Report for 657409/0001 - June 2019

Name or company name	MR JS FROST
Contract type name	GDS Contract
Purpose of contract	General
Contract start date	01/04/2006
Contract end date	

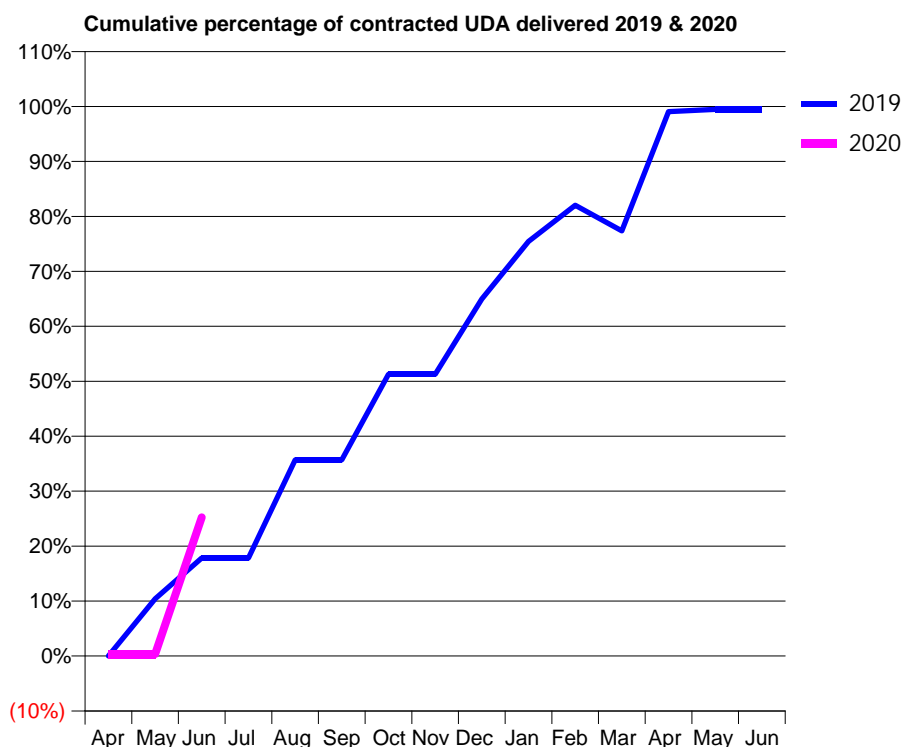
19/20 Contracted general activity (UDA)	259
Carry forward general activity (UDA)	0
19/20 Contracted orthodontic activity (UOA)	0
Carry forward orthodontic activity (UOA)	0
Baseline contract value	£6,121.46

ACCESS*

Patients seen in 24 months	Total	Change since previous quarter
Quarter ending June 2018	192	
Quarter ending September 2018	184	↓
Quarter ending December 2018	182	↓
Quarter ending March 2019	180	↓
Quarter ending June 2019	184	↑
Variance since June 2018	(4.2%)	↓



ACTIVITY



Month	Adjusted Scheduled Activity (UDA)	
	2019	2020
April	0	1
May	27	1
June	46	65
July	46	
August	92	
September	92	
October	133	
November	133	
December	168	
January	195	
February	212	
March	200	
April	257	
May	258	
June	258	

QUALITY

	Quantity	Base Number	Contract	AT	Region	England
% of FP17s for the same patient ID Re-attending within 3 months - Children	12	99	12.1%	10.1%	11.2%	11.4%
% of FP17s for the same patient ID Re-attending within 3 months - Adults	2	5	40.0%	13.6%	14.8%	15.4%
% of FP17s for the same patient ID Re-attending between 3 & 9 months - Children	56	99	56.6%	60.9%	60.9%	59.8%
% of FP17s for the same patient ID Re-attending between 3 & 9 months - Adults	1	5	20.0%	50.7%	53.2%	52.1%
% of FP17s for Band 1 Urgent Courses	2	57	3.5%	9.1%	8.3%	9.2%
% of FP17s Relating to Free Repair or Replacements	0	57	0.0%	0.7%	0.7%	0.7%
% of FP17s Relating to Continuations	0	57	0.0%	0.8%	0.8%	0.8%
% of Patients satisfied with the dentistry they have received	0	0	N/A	93.0%	93.2%	93.4%
% of Patients satisfied with the time they had to wait for an appointment	0	0	N/A	87.2%	88.5%	87.6%

* This is based on patients treated on this contract for their most recent course of treatment. Figures in italics indicate the base number of FP17s or Patient Questionnaire responses are less than 100. N/A is shown where the base number of responses is less than 10 during the period. % is calculated as Quantity/Base number*100

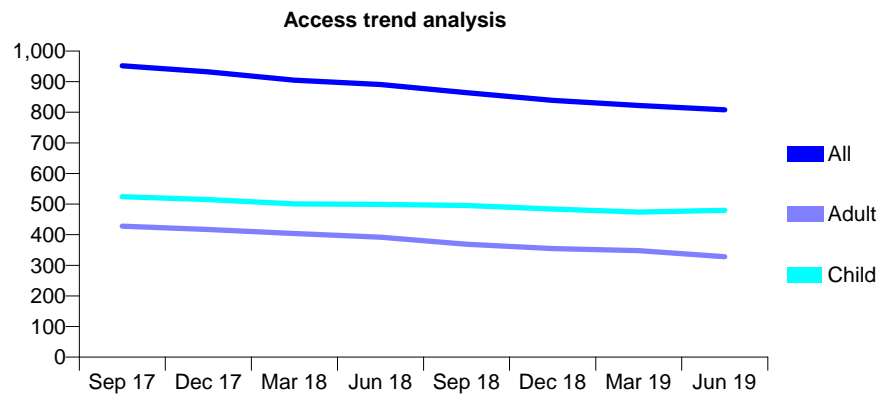
Q56 - Vital Signs At a Glance Contract Report for 657719/0001 - June 2019

Name or company name	Brooklyn House
Contract type name	GDS Contract
Purpose of contract	General and Orthodontic
Contract start date	01/04/2006
Contract end date	

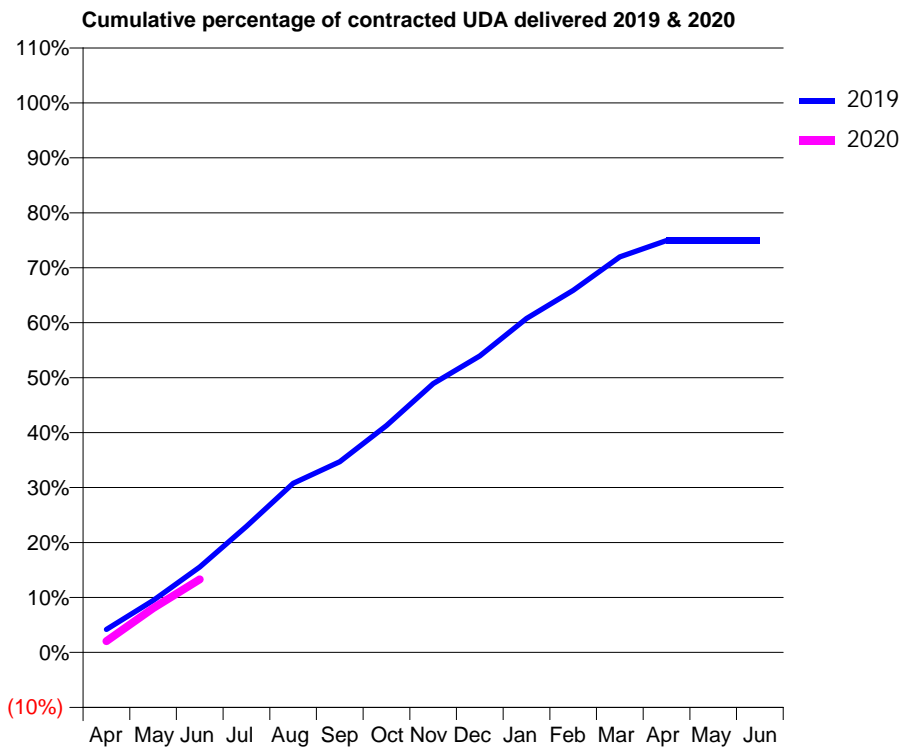
19/20 Contracted general activity (UDA)	3,200
Carry forward general activity (UDA)	0
19/20 Contracted orthodontic activity (UOA)	579
Carry forward orthodontic activity (UOA)	0
Baseline contract value	£85,970.49

ACCESS*

Patients seen in 24 months	Total	Change since previous quarter
Quarter ending June 2018	891	
Quarter ending September 2018	864	↓
Quarter ending December 2018	839	↓
Quarter ending March 2019	822	↓
Quarter ending June 2019	808	↓
Variance since June 2018	(9.3%)	↓



ACTIVITY



Month	2019	2020
April	134	66
May	302	258
June	498	426
July	734	
August	985	
September	1,111	
October	1,321	
November	1,565	
December	1,727	
January	1,944	
February	2,109	
March	2,303	
April	2,398	
May	2,398	
June	2,398	

QUALITY

	Quantity	Base Number	Contract	AT	Region	England
% of FP17s for the same patient ID Re-attending within 3 months - Children	6	162	3.7%	10.1%	11.2%	11.4%
% of FP17s for the same patient ID Re-attending within 3 months - Adults	22	92	23.9%	13.6%	14.8%	15.4%
% of FP17s for the same patient ID Re-attending between 3 & 9 months - Children	115	162	71.0%	60.9%	60.9%	59.8%
% of FP17s for the same patient ID Re-attending between 3 & 9 months - Adults	56	92	60.9%	50.7%	53.2%	52.1%
% of FP17s for Band 1 Urgent Courses	10	222	4.5%	9.1%	8.3%	9.2%
% of FP17s Relating to Free Repair or Replacements	0	222	0.0%	0.7%	0.7%	0.7%
% of FP17s Relating to Continuations	7	222	3.2%	0.8%	0.8%	0.8%
% of Patients satisfied with the dentistry they have received	0	0	N/A	93.0%	93.2%	93.4%
% of Patients satisfied with the time they had to wait for an appointment	0	0	N/A	87.2%	88.5%	87.6%

* This is based on patients treated on this contract for their most recent course of treatment. Figures in italics indicate the base number of FP17s or Patient Questionnaire responses are less than 100. N/A is shown where the base number of responses is less than 10 during the period. % is calculated as Quantity/Base number*100

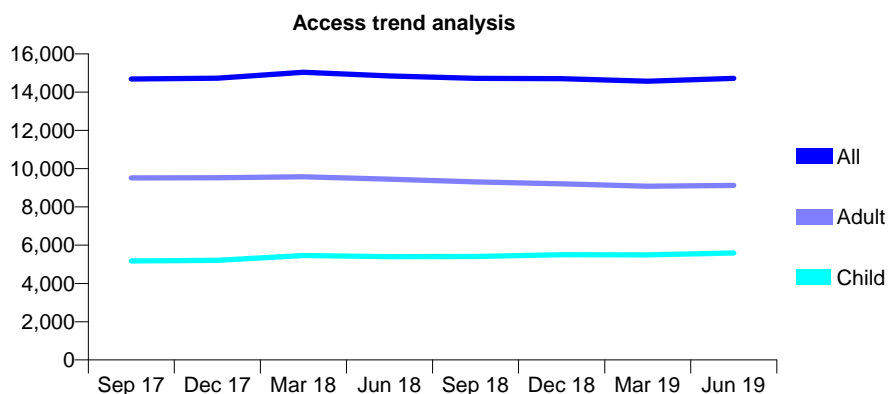
Q56 - Vital Signs At a Glance Contract Report for 659606/0002 - June 2019

Name or company name	MR RM WADHWANI
Contract type name	GDS Contract
Purpose of contract	General
Contract start date	01/04/2006
Contract end date	

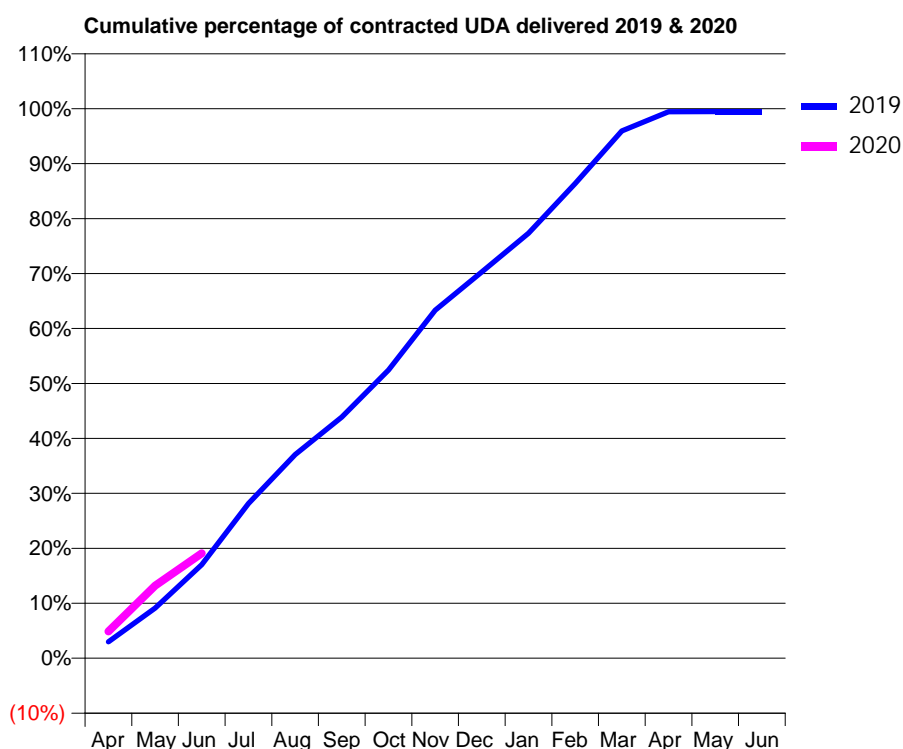
19/20 Contracted general activity (UDA)	32,047
Carry forward general activity (UDA)	0
19/20 Contracted orthodontic activity (UOA)	0
Carry forward orthodontic activity (UOA)	0
Baseline contract value	£945,052.55

ACCESS*

Patients seen in 24 months	Total	Change since previous quarter
Quarter ending June 2018	14,848	
Quarter ending September 2018	14,719	→
Quarter ending December 2018	14,708	→
Quarter ending March 2019	14,570	→
Quarter ending June 2019	14,721	→
Variance since June 2018	(0.9%)	→



ACTIVITY



Month	2019	2020
April	959	1,564
May	2,928	4,232
June	5,457	6,118
July	9,021	
August	11,883	
September	14,061	
October	16,801	
November	20,296	
December	22,525	
January	24,782	
February	27,686	
March	30,744	
April	31,865	
May	31,875	
June	31,871	

QUALITY

	Quantity	Base Number	Contract	AT	Region	England
% of FP17s for the same patient ID Re-attending within 3 months - Children	175	2,000	8.8%	10.1%	11.2%	11.4%
% of FP17s for the same patient ID Re-attending within 3 months - Adults	375	2,673	14.0%	13.6%	14.8%	15.4%
% of FP17s for the same patient ID Re-attending between 3 & 9 months - Children	1,188	2,000	59.4%	60.9%	60.9%	59.8%
% of FP17s for the same patient ID Re-attending between 3 & 9 months - Adults	1,319	2,673	49.3%	50.7%	53.2%	52.1%
% of FP17s for Band 1 Urgent Courses	260	3,704	7.0%	9.1%	8.3%	9.2%
% of FP17s Relating to Free Repair or Replacements	23	3,704	0.6%	0.7%	0.7%	0.7%
% of FP17s Relating to Continuations	6	3,704	0.2%	0.8%	0.8%	0.8%
% of Patients satisfied with the dentistry they have received	4	6	N/A	93.0%	93.2%	93.4%
% of Patients satisfied with the time they had to wait for an appointment	6	6	N/A	87.2%	88.5%	87.6%

* This is based on patients treated on this contract for their most recent course of treatment. Figures in italics indicate the base number of FP17s or Patient Questionnaire responses are less than 100. N/A is shown where the base number of responses is less than 10 during the period. % is calculated as Quantity/Base number*100

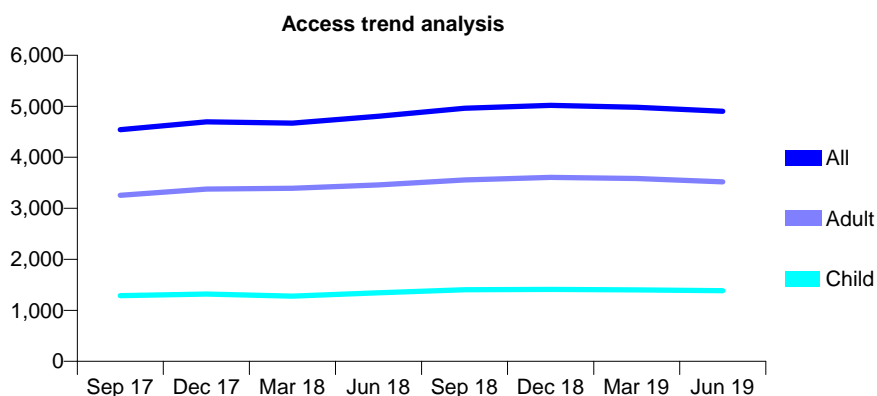
Q56 - Vital Signs At a Glance Contract Report for 659606/0006 - June 2019

Name or company name	MR RM WADHWANI
Contract type name	GDS Contract
Purpose of contract	General
Contract start date	03/12/2007
Contract end date	

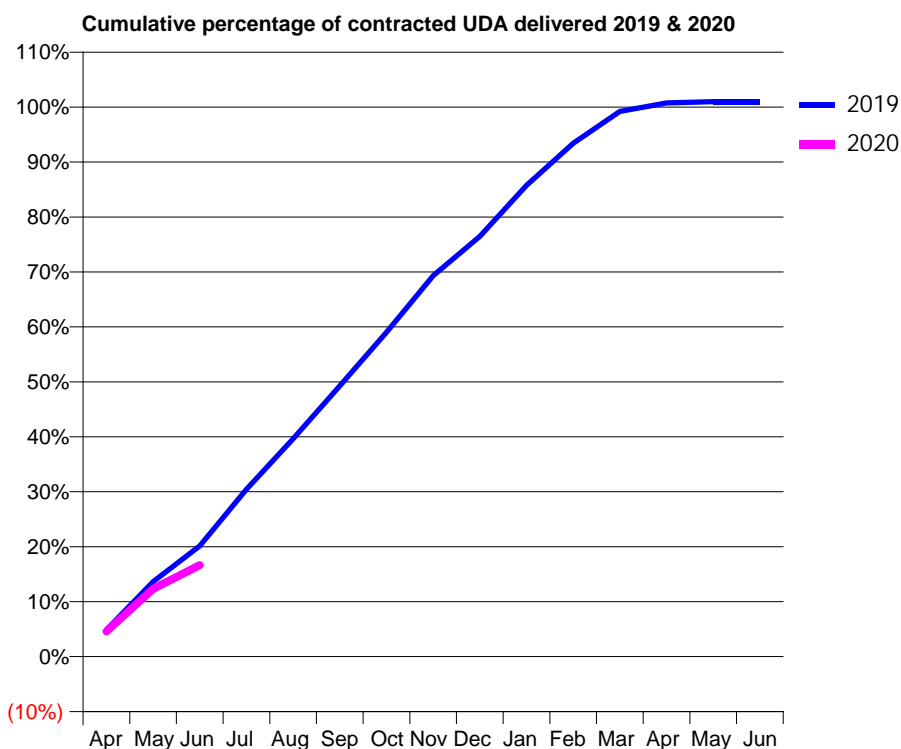
19/20 Contracted general activity (UDA)	10,000
Carry forward general activity (UDA)	0
19/20 Contracted orthodontic activity (UOA)	0
Carry forward orthodontic activity (UOA)	0
Baseline contract value	£255,358.10

ACCESS*

Patients seen in 24 months	Total	Change since previous quarter
Quarter ending June 2018	4,803	
Quarter ending September 2018	4,961	↑
Quarter ending December 2018	5,017	→
Quarter ending March 2019	4,982	→
Quarter ending June 2019	4,902	↓
Variance since June 2018	2.1%	↑



ACTIVITY



Month	Adjusted Scheduled Activity (UDA)	
	2019	2020
April	488	459
May	1,364	1,233
June	2,016	1,664
July	3,044	
August	3,967	
September	4,928	
October	5,900	
November	6,932	
December	7,645	
January	8,576	
February	9,340	
March	9,922	
April	10,075	
May	10,100	
June	10,100	

QUALITY

	Quantity	Base Number	Contract	AT	Region	England
% of FP17s for the same patient ID Re-attending within 3 months - Children	27	397	6.8%	10.1%	11.2%	11.4%
% of FP17s for the same patient ID Re-attending within 3 months - Adults	104	832	12.5%	13.6%	14.8%	15.4%
% of FP17s for the same patient ID Re-attending between 3 & 9 months - Children	222	397	55.9%	60.9%	60.9%	59.8%
% of FP17s for the same patient ID Re-attending between 3 & 9 months - Adults	433	832	52.0%	50.7%	53.2%	52.1%
% of FP17s for Band 1 Urgent Courses	107	1,114	9.6%	9.1%	8.3%	9.2%
% of FP17s Relating to Free Repair or Replacements	6	1,114	0.5%	0.7%	0.7%	0.7%
% of FP17s Relating to Continuations	1	1,114	0.1%	0.8%	0.8%	0.8%
% of Patients satisfied with the dentistry they have received	3	3	N/A	93.0%	93.2%	93.4%
% of Patients satisfied with the time they had to wait for an appointment	3	3	N/A	87.2%	88.5%	87.6%

* This is based on patients treated on this contract for their most recent course of treatment. Figures in italics indicate the base number of FP17s or Patient Questionnaire responses are less than 100. N/A is shown where the base number of responses is less than 10 during the period. % is calculated as Quantity/Base number*100

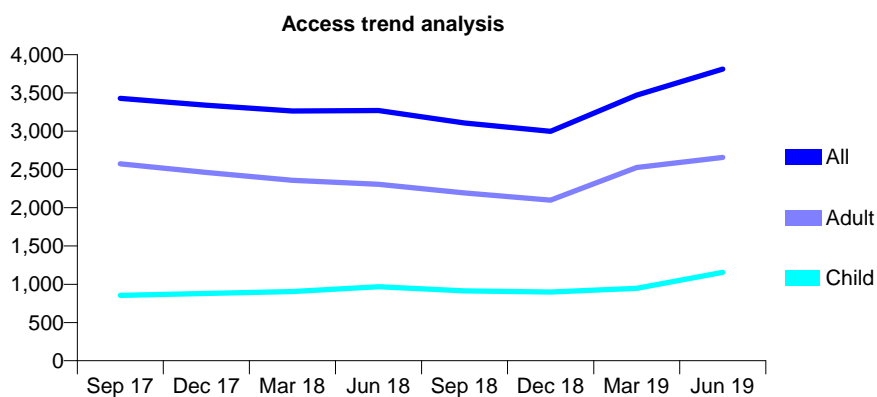
Q56 - Vital Signs At a Glance Contract Report for 664197/0003 - June 2019

Name or company name	Mobeen Ahmed
Contract type name	GDS Contract
Purpose of contract	General
Contract start date	01/04/2006
Contract end date	

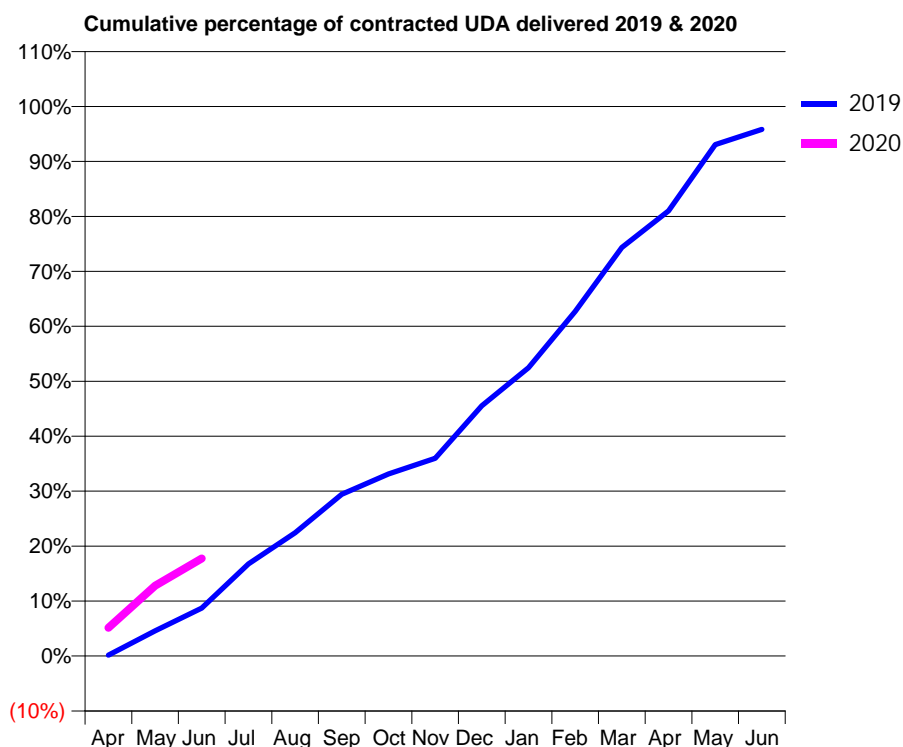
19/20 Contracted general activity (UDA)	10,082
Carry forward general activity (UDA)	0
19/20 Contracted orthodontic activity (UOA)	0
Carry forward orthodontic activity (UOA)	0
Baseline contract value	£262,307.43

ACCESS*

Patients seen in 24 months	Total	Change since previous quarter
Quarter ending June 2018	3,271	
Quarter ending September 2018	3,107	↓
Quarter ending December 2018	2,999	↓
Quarter ending March 2019	3,471	↑
Quarter ending June 2019	3,812	↑
Variance since June 2018	16.5%	↑



ACTIVITY



Month	Adjusted Scheduled Activity (UDA)	
	2019	2020
April	15	519
May	463	1,291
June	879	1,790
July	1,689	
August	2,261	
September	2,967	
October	3,341	
November	3,626	
December	4,591	
January	5,291	
February	6,323	
March	7,494	
April	8,167	
May	9,382	
June	9,660	

QUALITY

	Quantity	Base Number	Contract	AT	Region	England
% of FP17s for the same patient ID Re-attending within 3 months - Children	55	652	8.4%	10.1%	11.2%	11.4%
% of FP17s for the same patient ID Re-attending within 3 months - Adults	69	795	8.7%	13.6%	14.8%	15.4%
% of FP17s for the same patient ID Re-attending between 3 & 9 months - Children	150	652	23.0%	60.9%	60.9%	59.8%
% of FP17s for the same patient ID Re-attending between 3 & 9 months - Adults	307	795	38.6%	50.7%	53.2%	52.1%
% of FP17s for Band 1 Urgent Courses	27	781	3.5%	9.1%	8.3%	9.2%
% of FP17s Relating to Free Repair or Replacements	2	781	0.3%	0.7%	0.7%	0.7%
% of FP17s Relating to Continuations	2	781	0.3%	0.8%	0.8%	0.8%
% of Patients satisfied with the dentistry they have received	3	4	N/A	93.0%	93.2%	93.4%
% of Patients satisfied with the time they had to wait for an appointment	4	4	N/A	87.2%	88.5%	87.6%

* This is based on patients treated on this contract for their most recent course of treatment. Figures in italics indicate the base number of FP17s or Patient Questionnaire responses are less than 100. N/A is shown where the base number of responses is less than 10 during the period. % is calculated as Quantity/Base number*100

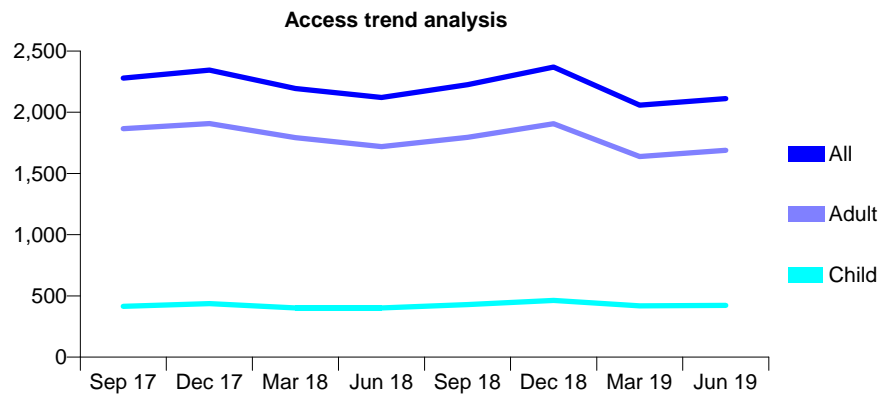
Q56 - Vital Signs At a Glance Contract Report for 673358/0001 - June 2019

Name or company name	MISS SM WEINACHT
Contract type name	GDS Contract
Purpose of contract	General
Contract start date	01/04/2006
Contract end date	

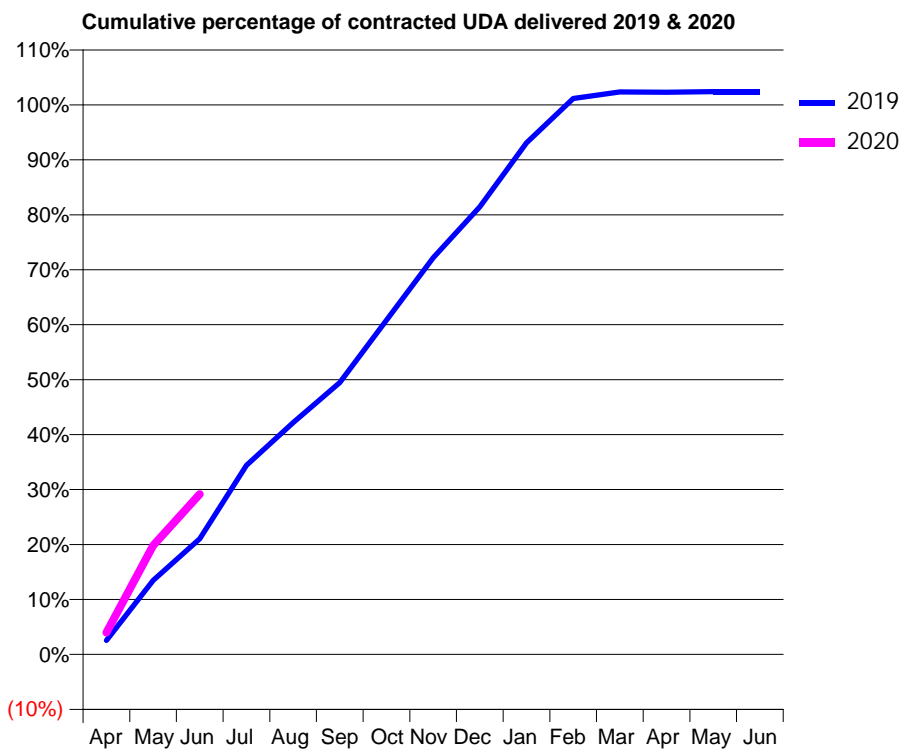
19/20 Contracted general activity (UDA)	6,271
Carry forward general activity (UDA)	0
19/20 Contracted orthodontic activity (UOA)	0
Carry forward orthodontic activity (UOA)	0
Baseline contract value	£165,999.89

ACCESS*

Patients seen in 24 months	Total	Change since previous quarter
Quarter ending June 2018	2,120	
Quarter ending September 2018	2,226	↑
Quarter ending December 2018	2,370	↑
Quarter ending March 2019	2,058	↓
Quarter ending June 2019	2,112	↑
Variance since June 2018	(0.4%)	→



ACTIVITY



Month	2019	2020
April	161	248
May	846	1,242
June	1,320	1,829
July	2,159	
August	2,645	
September	3,102	
October	3,815	
November	4,526	
December	5,107	
January	5,838	
February	6,343	
March	6,418	
April	6,415	
May	6,421	
June	6,421	

QUALITY

	Quantity	Base Number	Contract	AT	Region	England
% of FP17s for the same patient ID Re-attending within 3 months - Children	8	191	4.2%	10.1%	11.2%	11.4%
% of FP17s for the same patient ID Re-attending within 3 months - Adults	40	646	6.2%	13.6%	14.8%	15.4%
% of FP17s for the same patient ID Re-attending between 3 & 9 months - Children	109	191	57.1%	60.9%	60.9%	59.8%
% of FP17s for the same patient ID Re-attending between 3 & 9 months - Adults	321	646	49.7%	50.7%	53.2%	52.1%
% of FP17s for Band 1 Urgent Courses	61	834	7.3%	9.1%	8.3%	9.2%
% of FP17s Relating to Free Repair or Replacements	1	834	0.1%	0.7%	0.7%	0.7%
% of FP17s Relating to Continuations	4	834	0.5%	0.8%	0.8%	0.8%
% of Patients satisfied with the dentistry they have received	9	9	N/A	93.0%	93.2%	93.4%
% of Patients satisfied with the time they had to wait for an appointment	9	9	N/A	87.2%	88.5%	87.6%

* This is based on patients treated on this contract for their most recent course of treatment. Figures in italics indicate the base number of FP17s or Patient Questionnaire responses are less than 100. N/A is shown where the base number of responses is less than 10 during the period. % is calculated as Quantity/Base number*100

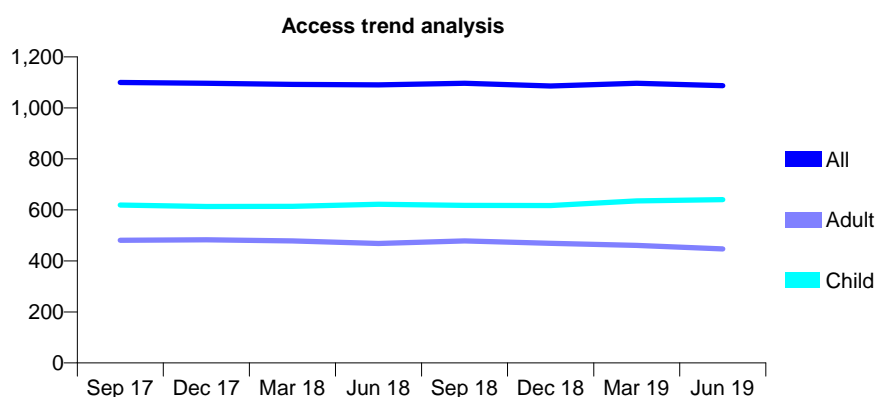
Q56 - Vital Signs At a Glance Contract Report for 676934/0001 - June 2019

Name or company name	Station House Dental Surgery
Contract type name	GDS Contract
Purpose of contract	General
Contract start date	01/04/2006
Contract end date	

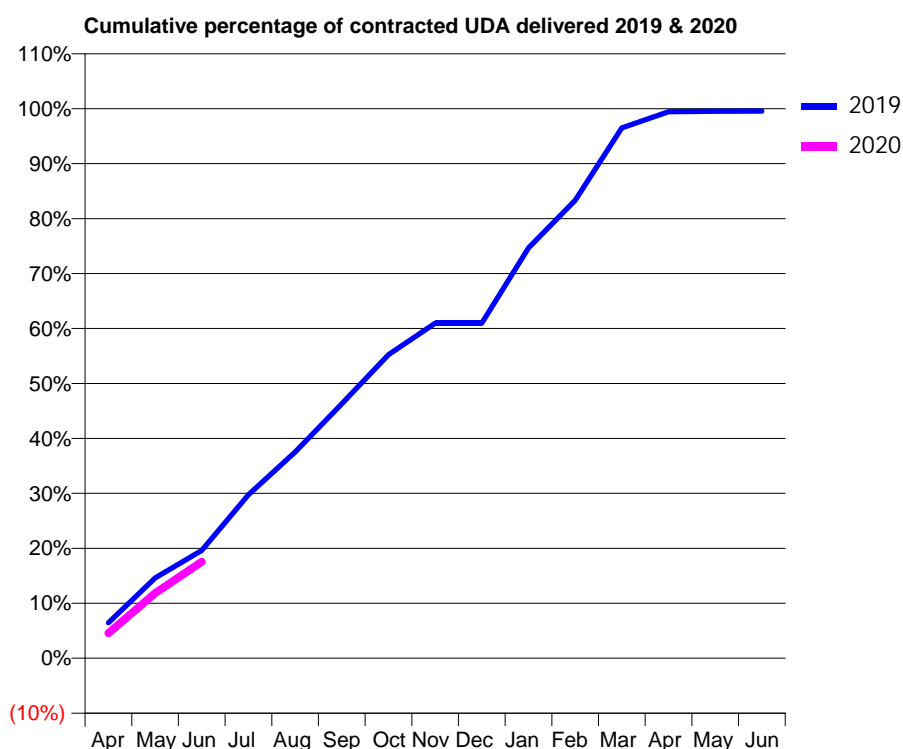
19/20 Contracted general activity (UDA)	3,336
Carry forward general activity (UDA)	0
19/20 Contracted orthodontic activity (UOA)	0
Carry forward orthodontic activity (UOA)	0
Baseline contract value	£79,002.12

ACCESS*

Patients seen in 24 months	Total	Change since previous quarter
Quarter ending June 2018	1,090	
Quarter ending September 2018	1,096	→
Quarter ending December 2018	1,086	→
Quarter ending March 2019	1,096	→
Quarter ending June 2019	1,087	→
Variance since June 2018	(0.3%)	→



ACTIVITY



Month	2019	2020
April	216	153
May	488	395
June	654	586
July	992	
August	1,252	
September	1,544	
October	1,842	
November	2,034	
December	2,034	
January	2,490	
February	2,781	
March	3,219	
April	3,317	
May	3,320	
June	3,321	

QUALITY

	Quantity	Base Number	Contract	AT	Region	England
% of FP17s for the same patient ID Re-attending within 3 months - Children	29	243	11.9%	10.1%	11.2%	11.4%
% of FP17s for the same patient ID Re-attending within 3 months - Adults	21	126	16.7%	13.6%	14.8%	15.4%
% of FP17s for the same patient ID Re-attending between 3 & 9 months - Children	158	243	65.0%	60.9%	60.9%	59.8%
% of FP17s for the same patient ID Re-attending between 3 & 9 months - Adults	66	126	52.4%	50.7%	53.2%	52.1%
% of FP17s for Band 1 Urgent Courses	20	328	6.1%	9.1%	8.3%	9.2%
% of FP17s Relating to Free Repair or Replacements	0	328	0.0%	0.7%	0.7%	0.7%
% of FP17s Relating to Continuations	0	328	0.0%	0.8%	0.8%	0.8%
% of Patients satisfied with the dentistry they have received	0	0	N/A	93.0%	93.2%	93.4%
% of Patients satisfied with the time they had to wait for an appointment	0	0	N/A	87.2%	88.5%	87.6%

* This is based on patients treated on this contract for their most recent course of treatment.

Figures in italics indicate the base number of FP17s or Patient Questionnaire responses are less than 100. N/A is shown where the base number of responses is less than 10 during the period. % is calculated as Quantity/Base number*100

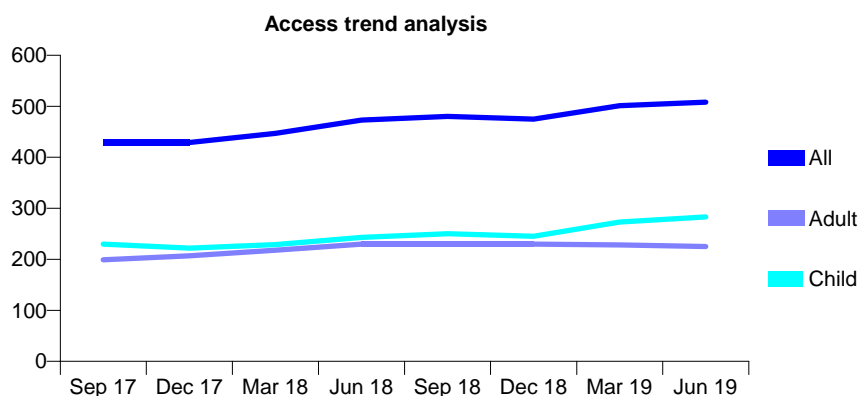
Q56 - Vital Signs At a Glance Contract Report for 729159/0001 - June 2019

Name or company name	MRS AM RAE
Contract type name	GDS Contract
Purpose of contract	General and Orthodontic
Contract start date	01/04/2006
Contract end date	

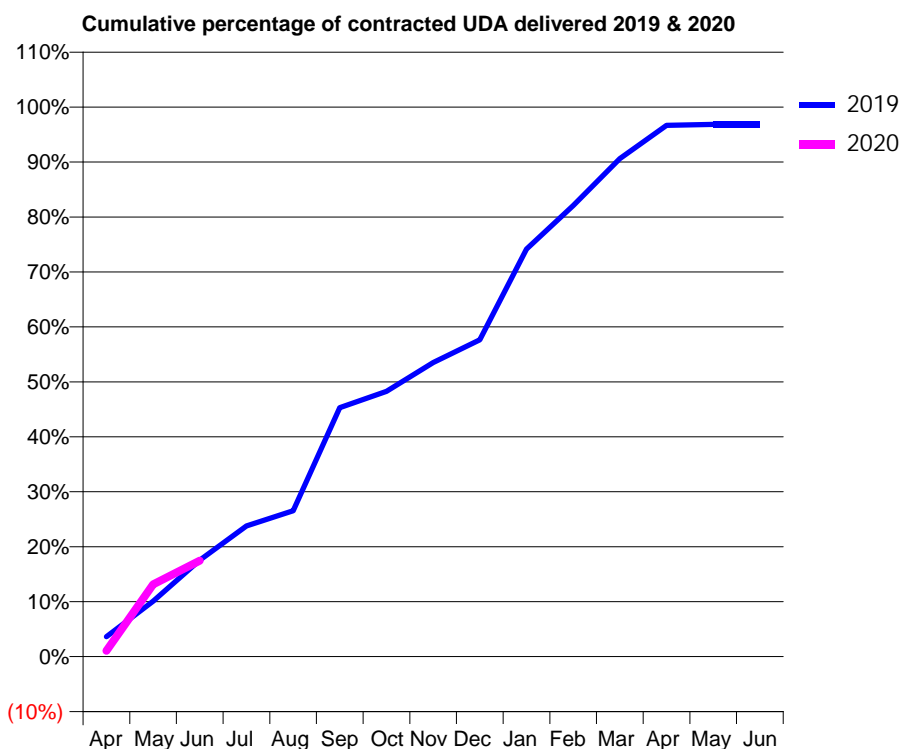
19/20 Contracted general activity (UDA)	612
Carry forward general activity (UDA)	0
19/20 Contracted orthodontic activity (UOA)	709
Carry forward orthodontic activity (UOA)	0
Baseline contract value	£62,631.01

ACCESS*

Patients seen in 24 months	Total	Change since previous quarter
Quarter ending June 2018	473	
Quarter ending September 2018	480	→
Quarter ending December 2018	475	↓
Quarter ending March 2019	501	↑
Quarter ending June 2019	508	→
Variance since June 2018	7.4%	↑



ACTIVITY



Month	Adjusted Scheduled Activity (UDA)	
	2019	2020
April	22	6
May	62	81
June	107	107
July	146	
August	163	
September	277	
October	295	
November	328	
December	353	
January	454	
February	502	
March	555	
April	592	
May	593	
June	593	

QUALITY

	Quantity	Base Number	Contract	AT	Region	England
% of FP17s for the same patient ID Re-attending within 3 months - Children	6	106	5.7%	10.1%	11.2%	11.4%
% of FP17s for the same patient ID Re-attending within 3 months - Adults	3	34	8.8%	13.6%	14.8%	15.4%
% of FP17s for the same patient ID Re-attending between 3 & 9 months - Children	30	106	28.3%	60.9%	60.9%	59.8%
% of FP17s for the same patient ID Re-attending between 3 & 9 months - Adults	10	34	29.4%	50.7%	53.2%	52.1%
% of FP17s for Band 1 Urgent Courses	4	90	4.4%	9.1%	8.3%	9.2%
% of FP17s Relating to Free Repair or Replacements	0	90	0.0%	0.7%	0.7%	0.7%
% of FP17s Relating to Continuations	0	90	0.0%	0.8%	0.8%	0.8%
% of Patients satisfied with the dentistry they have received	0	0	N/A	93.0%	93.2%	93.4%
% of Patients satisfied with the time they had to wait for an appointment	0	0	N/A	87.2%	88.5%	87.6%

* This is based on patients treated on this contract for their most recent course of treatment. Figures in italics indicate the base number of FP17s or Patient Questionnaire responses are less than 100. N/A is shown where the base number of responses is less than 10 during the period. % is calculated as Quantity/Base number*100

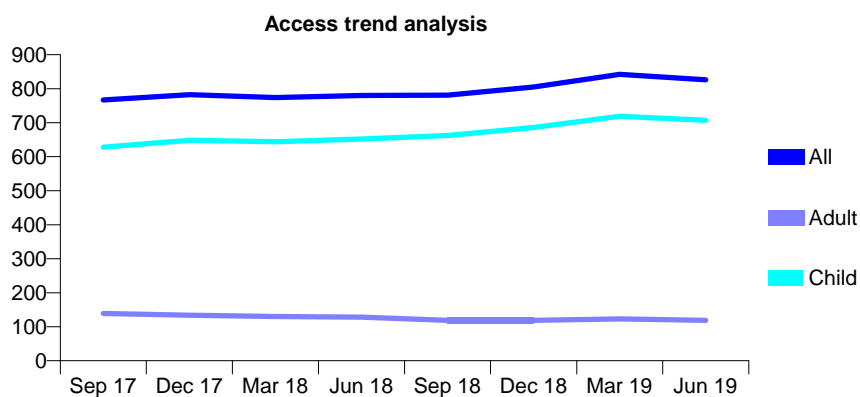
Q56 - Vital Signs At a Glance Contract Report for 731692/0001 - June 2019

Name or company name	MR MC ACKERMAN
Contract type name	GDS Contract
Purpose of contract	General
Contract start date	01/04/2006
Contract end date	

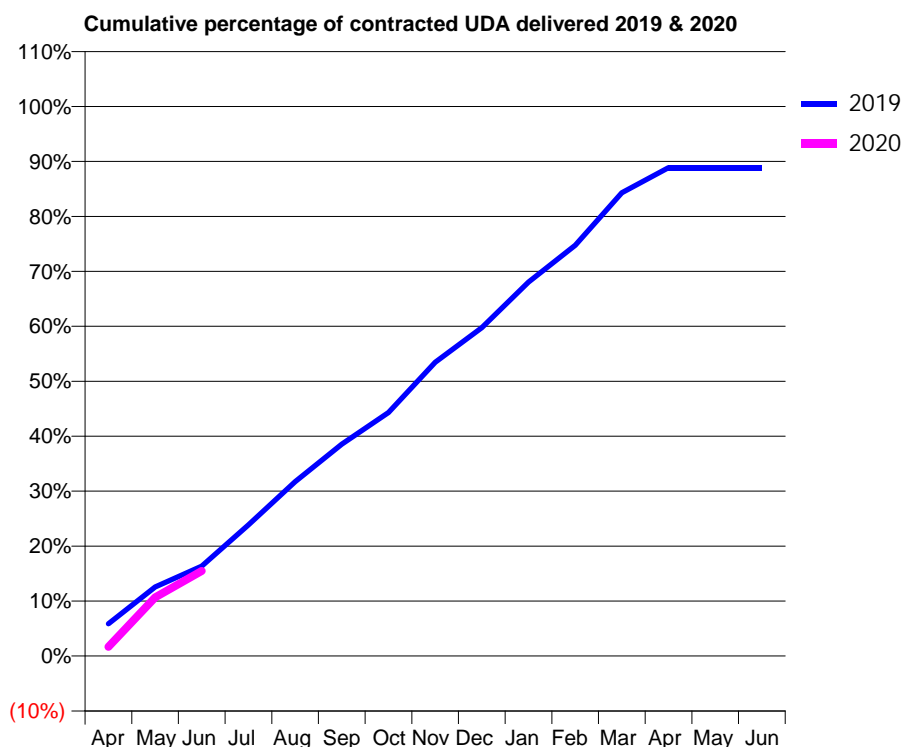
19/20 Contracted general activity (UDA)	1,721
Carry forward general activity (UDA)	0
19/20 Contracted orthodontic activity (UOA)	0
Carry forward orthodontic activity (UOA)	0
Baseline contract value	£36,810.93

ACCESS*

Patients seen in 24 months	Total	Change since previous quarter
Quarter ending June 2018	780	
Quarter ending September 2018	781	→
Quarter ending December 2018	805	↑
Quarter ending March 2019	842	↑
Quarter ending June 2019	826	↓
Variance since June 2018	5.9%	↑



ACTIVITY



Month	Adjusted Scheduled Activity (UDA)	
	2019	2020
April	101	29
May	216	184
June	282	267
July	411	
August	546	
September	664	
October	762	
November	920	
December	1,028	
January	1,171	
February	1,286	
March	1,451	
April	1,529	
May	1,529	
June	1,529	

QUALITY

	Quantity	Base Number	Contract	AT	Region	England
% of FP17s for the same patient ID Re-attending within 3 months - Children	21	253	8.3%	10.1%	11.2%	11.4%
% of FP17s for the same patient ID Re-attending within 3 months - Adults	3	23	13.0%	13.6%	14.8%	15.4%
% of FP17s for the same patient ID Re-attending between 3 & 9 months - Children	173	253	68.4%	60.9%	60.9%	59.8%
% of FP17s for the same patient ID Re-attending between 3 & 9 months - Adults	17	23	73.9%	50.7%	53.2%	52.1%
% of FP17s for Band 1 Urgent Courses	9	215	4.2%	9.1%	8.3%	9.2%
% of FP17s Relating to Free Repair or Replacements	0	215	0.0%	0.7%	0.7%	0.7%
% of FP17s Relating to Continuations	0	215	0.0%	0.8%	0.8%	0.8%
% of Patients satisfied with the dentistry they have received	0	0	N/A	93.0%	93.2%	93.4%
% of Patients satisfied with the time they had to wait for an appointment	0	0	N/A	87.2%	88.5%	87.6%

* This is based on patients treated on this contract for their most recent course of treatment. Figures in italics indicate the base number of FP17s or Patient Questionnaire responses are less than 100. N/A is shown where the base number of responses is less than 10 during the period. % is calculated as Quantity/Base number*100

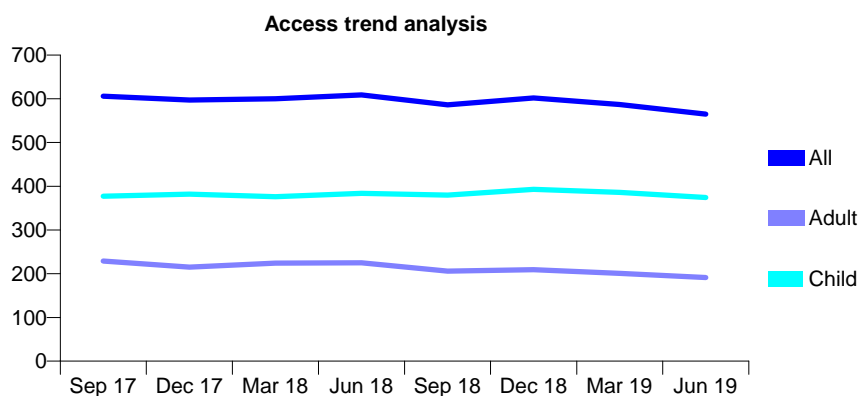
Q56 - Vital Signs At a Glance Contract Report for 732184/0001 - June 2019

Name or company name	Mr T Mullan
Contract type name	GDS Contract
Purpose of contract	General
Contract start date	01/04/2006
Contract end date	

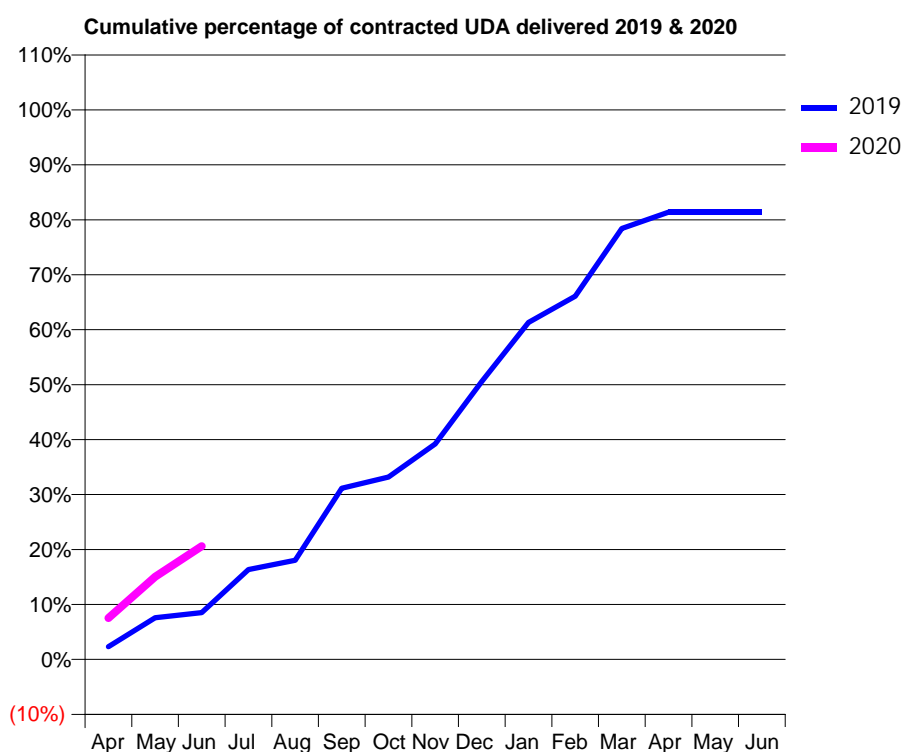
19/20 Contracted general activity (UDA)	950
Carry forward general activity (UDA)	0
19/20 Contracted orthodontic activity (UOA)	0
Carry forward orthodontic activity (UOA)	0
Baseline contract value	£25,827.25

ACCESS*

Patients seen in 24 months	Total	Change since previous quarter
Quarter ending June 2018	609	
Quarter ending September 2018	586	↓
Quarter ending December 2018	602	↑
Quarter ending March 2019	587	↓
Quarter ending June 2019	565	↓
Variance since June 2018	(7.2%)	↓



ACTIVITY



Adjusted Scheduled Activity (UDA)		
Month	2019	2020
April	22	72
May	72	143
June	81	196
July	155	
August	171	
September	296	
October	315	
November	372	
December	480	
January	582	
February	628	
March	745	
April	773	
May	773	
June	773	

QUALITY

	Quantity	Base Number	Contract	AT	Region	England
% of FP17s for the same patient ID Re-attending within 3 months - Children	11	147	7.5%	10.1%	11.2%	11.4%
% of FP17s for the same patient ID Re-attending within 3 months - Adults	1	33	3.0%	13.6%	14.8%	15.4%
% of FP17s for the same patient ID Re-attending between 3 & 9 months - Children	81	147	55.1%	60.9%	60.9%	59.8%
% of FP17s for the same patient ID Re-attending between 3 & 9 months - Adults	20	33	60.6%	50.7%	53.2%	52.1%
% of FP17s for Band 1 Urgent Courses	4	158	2.5%	9.1%	8.3%	9.2%
% of FP17s Relating to Free Repair or Replacements	0	158	0.0%	0.7%	0.7%	0.7%
% of FP17s Relating to Continuations	0	158	0.0%	0.8%	0.8%	0.8%
% of Patients satisfied with the dentistry they have received	0	0	N/A	93.0%	93.2%	93.4%
% of Patients satisfied with the time they had to wait for an appointment	0	0	N/A	87.2%	88.5%	87.6%

* This is based on patients treated on this contract for their most recent course of treatment. Figures in italics indicate the base number of FP17s or Patient Questionnaire responses are less than 100. N/A is shown where the base number of responses is less than 10 during the period. % is calculated as Quantity/Base number*100

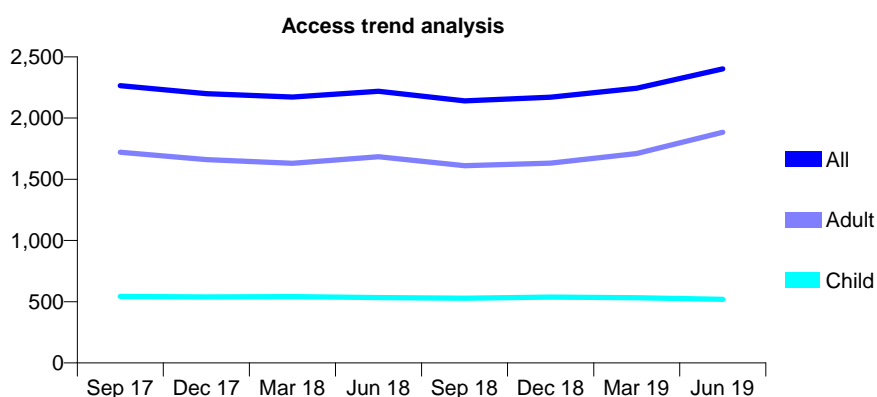
Q56 - Vital Signs At a Glance Contract Report for 732524/0001 - June 2019

Name or company name	MR PG MULLINS
Contract type name	GDS Contract
Purpose of contract	General
Contract start date	01/04/2006
Contract end date	

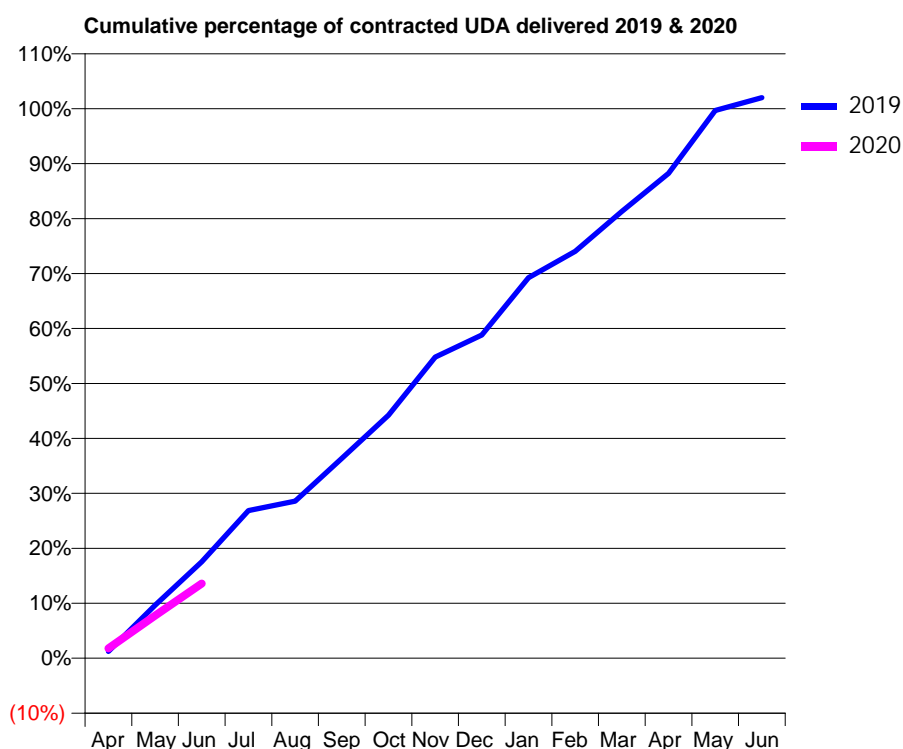
19/20 Contracted general activity (UDA)	5,240
Carry forward general activity (UDA)	0
19/20 Contracted orthodontic activity (UOA)	0
Carry forward orthodontic activity (UOA)	0
Baseline contract value	£173,610.94

ACCESS*

Patients seen in 24 months	Total	Change since previous quarter
Quarter ending June 2018	2,219	
Quarter ending September 2018	2,140	↓
Quarter ending December 2018	2,170	→
Quarter ending March 2019	2,244	↑
Quarter ending June 2019	2,403	↑
Variance since June 2018	8.3%	↑



ACTIVITY



Adjusted Scheduled Activity (UDA)		
Month	2019	2020
April	65	94
May	506	406
June	920	713
July	1,408	
August	1,498	
September	1,906	
October	2,318	
November	2,870	
December	3,081	
January	3,628	
February	3,880	
March	4,259	
April	4,623	
May	5,223	
June	5,345	

QUALITY

	Quantity	Base Number	Contract	AT	Region	England
% of FP17s for the same patient ID Re-attending within 3 months - Children	8	151	5.3%	10.1%	11.2%	11.4%
% of FP17s for the same patient ID Re-attending within 3 months - Adults	304	874	34.8%	13.6%	14.8%	15.4%
% of FP17s for the same patient ID Re-attending between 3 & 9 months - Children	114	151	75.5%	60.9%	60.9%	59.8%
% of FP17s for the same patient ID Re-attending between 3 & 9 months - Adults	270	874	30.9%	50.7%	53.2%	52.1%
% of FP17s for Band 1 Urgent Courses	37	410	9.0%	9.1%	8.3%	9.2%
% of FP17s Relating to Free Repair or Replacements	2	410	0.5%	0.7%	0.7%	0.7%
% of FP17s Relating to Continuations	2	410	0.5%	0.8%	0.8%	0.8%
% of Patients satisfied with the dentistry they have received	3	3	N/A	93.0%	93.2%	93.4%
% of Patients satisfied with the time they had to wait for an appointment	3	3	N/A	87.2%	88.5%	87.6%

* This is based on patients treated on this contract for their most recent course of treatment. Figures in italics indicate the base number of FP17s or Patient Questionnaire responses are less than 100. N/A is shown where the base number of responses is less than 10 during the period. % is calculated as Quantity/Base number*100

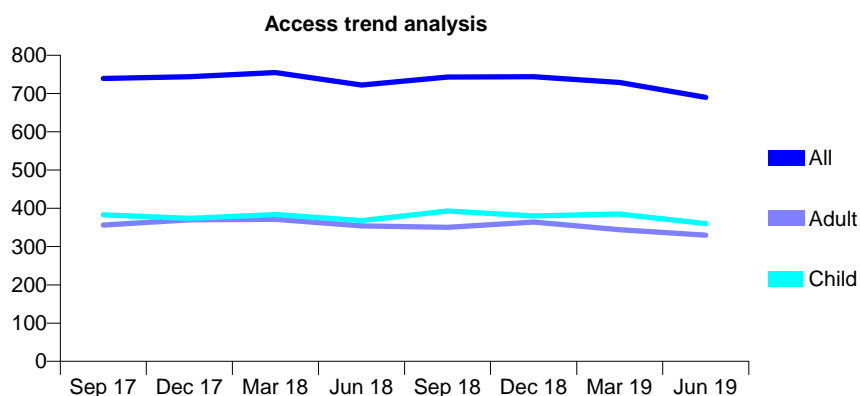
Q56 - Vital Signs At a Glance Contract Report for 736619/0001 - June 2019

Name or company name	MR DB BUCHANAN
Contract type name	GDS Contract
Purpose of contract	General and Orthodontic
Contract start date	01/08/2010
Contract end date	

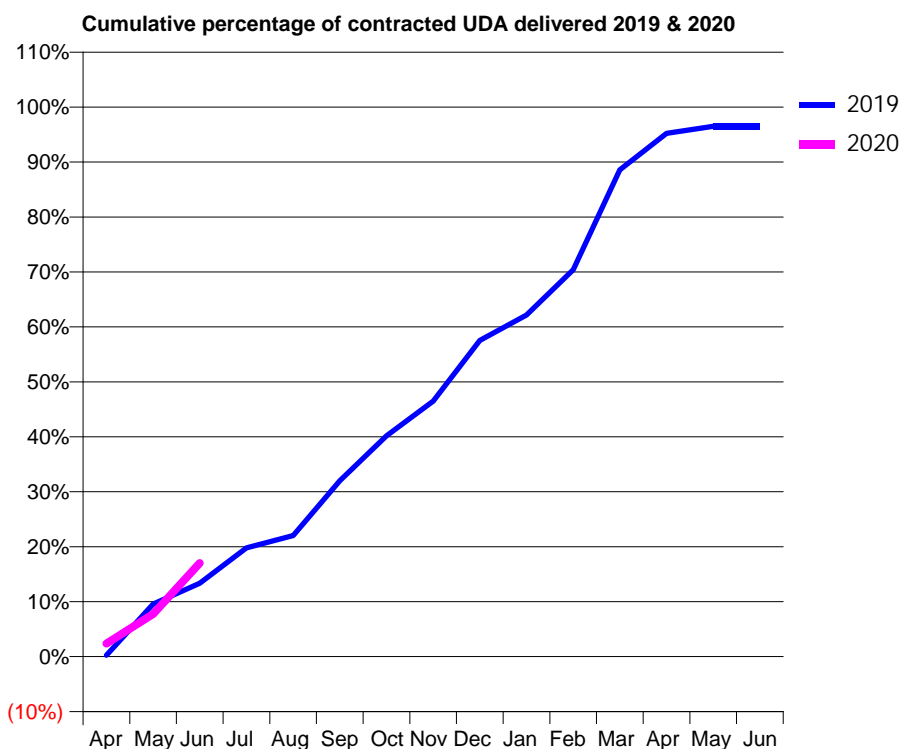
19/20 Contracted general activity (UDA)	1,628
Carry forward general activity (UDA)	0
19/20 Contracted orthodontic activity (UOA)	1,257
Carry forward orthodontic activity (UOA)	0
Baseline contract value	£117,094.73

ACCESS*

Patients seen in 24 months	Total	Change since previous quarter
Quarter ending June 2018	722	
Quarter ending September 2018	743	↑
Quarter ending December 2018	744	→
Quarter ending March 2019	729	↓
Quarter ending June 2019	690	↓
Variance since June 2018	(4.4%)	↓



ACTIVITY



Month	Adjusted Scheduled Activity (UDA)	
	2019	2020
April	4	39
May	156	127
June	217	277
July	322	
August	358	
September	521	
October	654	
November	757	
December	937	
January	1,012	
February	1,146	
March	1,442	
April	1,550	
May	1,571	
June	1,571	

QUALITY

	Quantity	Base Number	Contract	AT	Region	England
% of FP17s for the same patient ID Re-attending within 3 months - Children	21	129	16.3%	10.1%	11.2%	11.4%
% of FP17s for the same patient ID Re-attending within 3 months - Adults	9	54	16.7%	13.6%	14.8%	15.4%
% of FP17s for the same patient ID Re-attending between 3 & 9 months - Children	59	129	45.7%	60.9%	60.9%	59.8%
% of FP17s for the same patient ID Re-attending between 3 & 9 months - Adults	8	54	14.8%	50.7%	53.2%	52.1%
% of FP17s for Band 1 Urgent Courses	5	102	4.9%	9.1%	8.3%	9.2%
% of FP17s Relating to Free Repair or Replacements	1	102	1.0%	0.7%	0.7%	0.7%
% of FP17s Relating to Continuations	4	102	3.9%	0.8%	0.8%	0.8%
% of Patients satisfied with the dentistry they have received	0	0	N/A	93.0%	93.2%	93.4%
% of Patients satisfied with the time they had to wait for an appointment	0	0	N/A	87.2%	88.5%	87.6%

* This is based on patients treated on this contract for their most recent course of treatment. Figures in italics indicate the base number of FP17s or Patient Questionnaire responses are less than 100. N/A is shown where the base number of responses is less than 10 during the period. % is calculated as Quantity/Base number*100

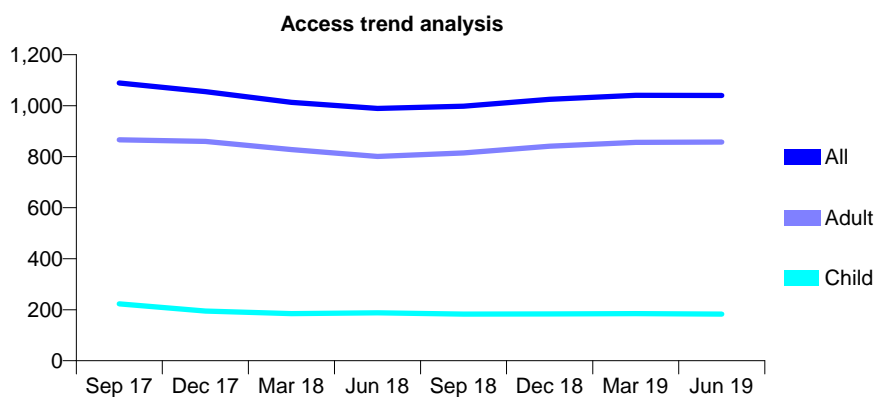
Q56 - Vital Signs At a Glance Contract Report for 740233/0001 - June 2019

Name or company name	MR ML CROWE
Contract type name	GDS Contract
Purpose of contract	General
Contract start date	01/04/2006
Contract end date	

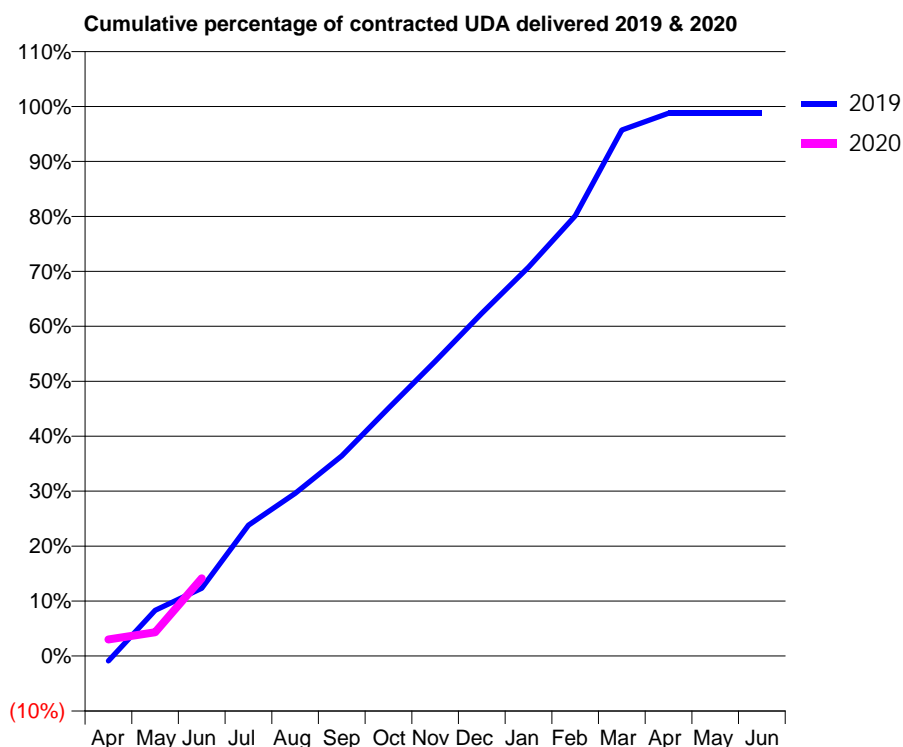
19/20 Contracted general activity (UDA)	3,547
Carry forward general activity (UDA)	0
19/20 Contracted orthodontic activity (UOA)	0
Carry forward orthodontic activity (UOA)	0
Baseline contract value	£91,029.93

ACCESS*

Patients seen in 24 months	Total	Change since previous quarter
Quarter ending June 2018	989	
Quarter ending September 2018	998	→
Quarter ending December 2018	1,025	↑
Quarter ending March 2019	1,041	→
Quarter ending June 2019	1,040	→
Variance since June 2018	5.2%	↑



ACTIVITY



Month	Adjusted Scheduled Activity (UDA)	
	2019	2020
April	-32	107
May	295	153
June	437	501
July	845	
August	1,049	
September	1,292	
October	1,599	
November	1,902	
December	2,212	
January	2,509	
February	2,841	
March	3,395	
April	3,504	
May	3,504	
June	3,504	

QUALITY

	Quantity	Base Number	Contract	AT	Region	England
% of FP17s for the same patient ID Re-attending within 3 months - Children	1	41	2.4%	10.1%	11.2%	11.4%
% of FP17s for the same patient ID Re-attending within 3 months - Adults	9	175	5.1%	13.6%	14.8%	15.4%
% of FP17s for the same patient ID Re-attending between 3 & 9 months - Children	13	41	31.7%	60.9%	60.9%	59.8%
% of FP17s for the same patient ID Re-attending between 3 & 9 months - Adults	40	175	22.9%	50.7%	53.2%	52.1%
% of FP17s for Band 1 Urgent Courses	30	194	15.5%	9.1%	8.3%	9.2%
% of FP17s Relating to Free Repair or Replacements	0	194	0.0%	0.7%	0.7%	0.7%
% of FP17s Relating to Continuations	2	194	1.0%	0.8%	0.8%	0.8%
% of Patients satisfied with the dentistry they have received	2	2	N/A	93.0%	93.2%	93.4%
% of Patients satisfied with the time they had to wait for an appointment	1	2	N/A	87.2%	88.5%	87.6%

* This is based on patients treated on this contract for their most recent course of treatment. Figures in italics indicate the base number of FP17s or Patient Questionnaire responses are less than 100. N/A is shown where the base number of responses is less than 10 during the period. % is calculated as Quantity/Base number*100

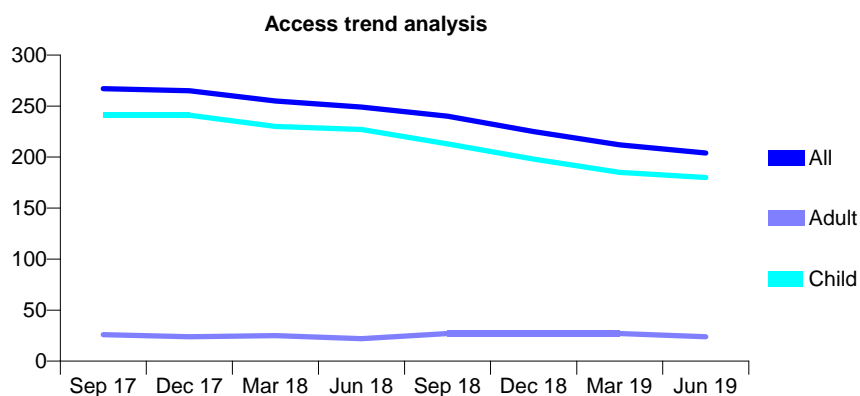
Q56 - Vital Signs At a Glance Contract Report for 740985/0001 - June 2019

Name or company name	MR B WILKINSON
Contract type name	GDS Contract
Purpose of contract	General
Contract start date	01/04/2006
Contract end date	

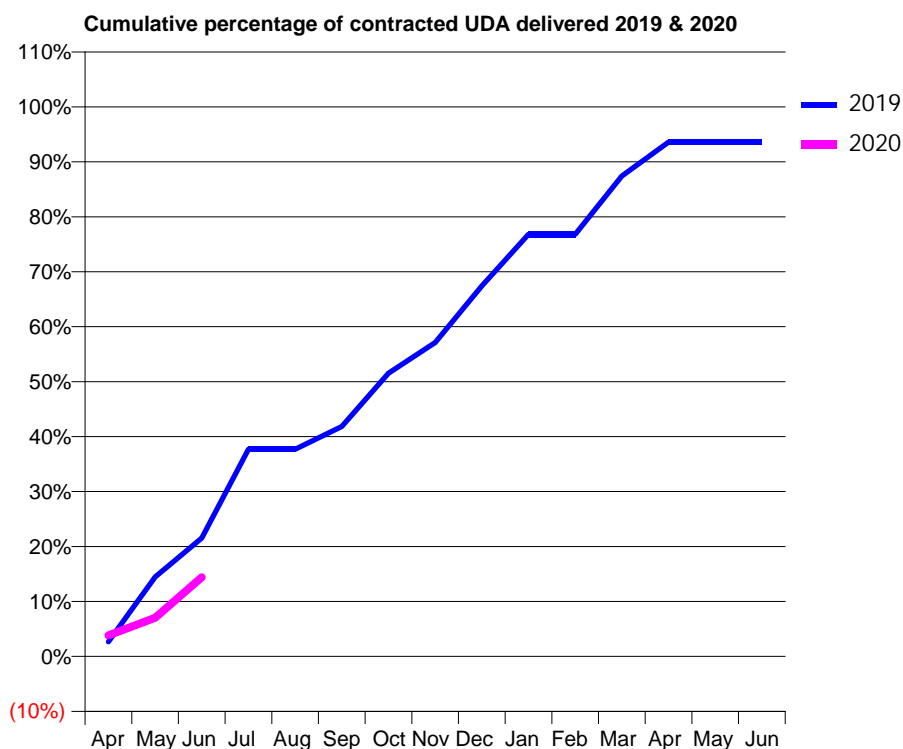
19/20 Contracted general activity (UDA)	340
Carry forward general activity (UDA)	0
19/20 Contracted orthodontic activity (UOA)	0
Carry forward orthodontic activity (UOA)	0
Baseline contract value	£7,792.32

ACCESS*

Patients seen in 24 months	Total	Change since previous quarter
Quarter ending June 2018	249	
Quarter ending September 2018	240	↓
Quarter ending December 2018	225	↓
Quarter ending March 2019	212	↓
Quarter ending June 2019	204	↓
Variance since June 2018	(18.1%)	↓



ACTIVITY



Month	2019	2020
April	9	13
May	49	24
June	73	49
July	128	
August	128	
September	142	
October	175	
November	194	
December	229	
January	261	
February	261	
March	297	
April	318	
May	318	
June	318	

QUALITY

	Quantity	Base Number	Contract	AT	Region	England
% of FP17s for the same patient ID Re-attending within 3 months - Children	3	62	4.8%	10.1%	11.2%	11.4%
% of FP17s for the same patient ID Re-attending within 3 months - Adults	0	2	0.0%	13.6%	14.8%	15.4%
% of FP17s for the same patient ID Re-attending between 3 & 9 months - Children	49	62	79.0%	60.9%	60.9%	59.8%
% of FP17s for the same patient ID Re-attending between 3 & 9 months - Adults	2	2	100.0%	50.7%	53.2%	52.1%
% of FP17s for Band 1 Urgent Courses	0	47	0.0%	9.1%	8.3%	9.2%
% of FP17s Relating to Free Repair or Replacements	0	47	0.0%	0.7%	0.7%	0.7%
% of FP17s Relating to Continuations	0	47	0.0%	0.8%	0.8%	0.8%
% of Patients satisfied with the dentistry they have received	0	0	N/A	93.0%	93.2%	93.4%
% of Patients satisfied with the time they had to wait for an appointment	0	0	N/A	87.2%	88.5%	87.6%

* This is based on patients treated on this contract for their most recent course of treatment. Figures in italics indicate the base number of FP17s or Patient Questionnaire responses are less than 100. N/A is shown where the base number of responses is less than 10 during the period. % is calculated as Quantity/Base number*100

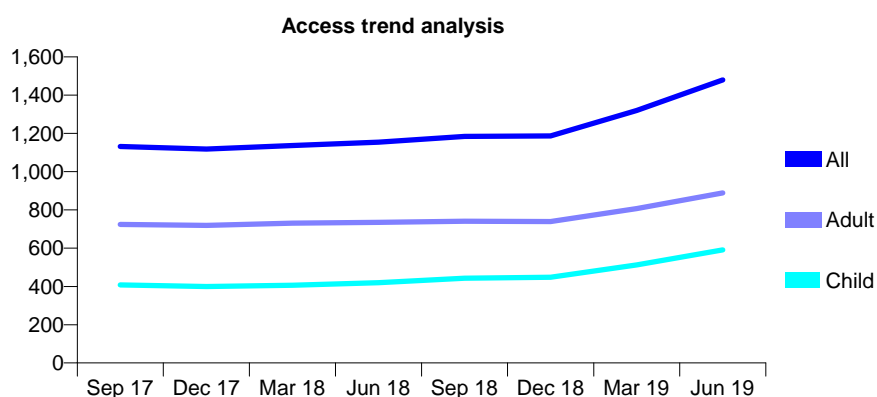
Q56 - Vital Signs At a Glance Contract Report for 741965/0001 - June 2019

Name or company name	Mr S Elphick and Mr V Patnam
Contract type name	GDS Contract
Purpose of contract	General
Contract start date	01/04/2006
Contract end date	

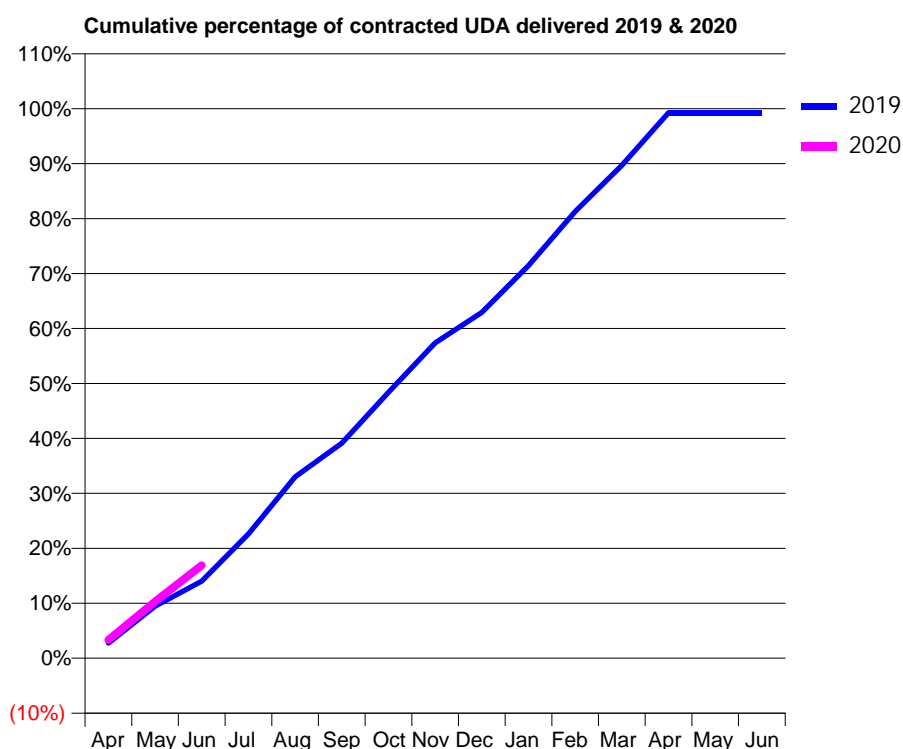
19/20 Contracted general activity (UDA)	5,420
Carry forward general activity (UDA)	0
19/20 Contracted orthodontic activity (UOA)	0
Carry forward orthodontic activity (UOA)	0
Baseline contract value	£128,581.82

ACCESS*

Patients seen in 24 months	Total	Change since previous quarter
Quarter ending June 2018	1,154	
Quarter ending September 2018	1,184	↑
Quarter ending December 2018	1,187	→
Quarter ending March 2019	1,320	↑
Quarter ending June 2019	1,480	↑
Variance since June 2018	28.2%	↑



ACTIVITY



Month	2019	2020
April	83	181
May	284	560
June	421	916
July	679	
August	991	
September	1,174	
October	1,451	
November	1,721	
December	1,887	
January	2,144	
February	2,439	
March	2,691	
April	2,978	
May	2,978	
June	2,978	

QUALITY

	Quantity	Base Number	Contract	AT	Region	England
% of FP17s for the same patient ID Re-attending within 3 months - Children	11	274	4.0%	10.1%	11.2%	11.4%
% of FP17s for the same patient ID Re-attending within 3 months - Adults	46	391	11.8%	13.6%	14.8%	15.4%
% of FP17s for the same patient ID Re-attending between 3 & 9 months - Children	117	274	42.7%	60.9%	60.9%	59.8%
% of FP17s for the same patient ID Re-attending between 3 & 9 months - Adults	171	391	43.7%	50.7%	53.2%	52.1%
% of FP17s for Band 1 Urgent Courses	22	501	4.4%	9.1%	8.3%	9.2%
% of FP17s Relating to Free Repair or Replacements	0	501	0.0%	0.7%	0.7%	0.7%
% of FP17s Relating to Continuations	4	501	0.8%	0.8%	0.8%	0.8%
% of Patients satisfied with the dentistry they have received	0	0	N/A	93.0%	93.2%	93.4%
% of Patients satisfied with the time they had to wait for an appointment	0	0	N/A	87.2%	88.5%	87.6%

* This is based on patients treated on this contract for their most recent course of treatment.

Figures in italics indicate the base number of FP17s or Patient Questionnaire responses are less than 100. N/A is shown where the base number of responses is less than 10 during the period. % is calculated as Quantity/Base number*100

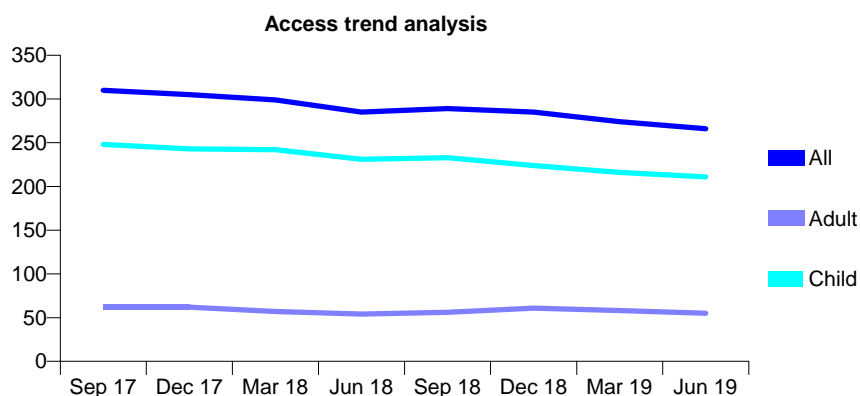
Q56 - Vital Signs At a Glance Contract Report for 749885/0001 - June 2019

Name or company name	MR CN TAYLOR
Contract type name	GDS Contract
Purpose of contract	General
Contract start date	01/04/2006
Contract end date	

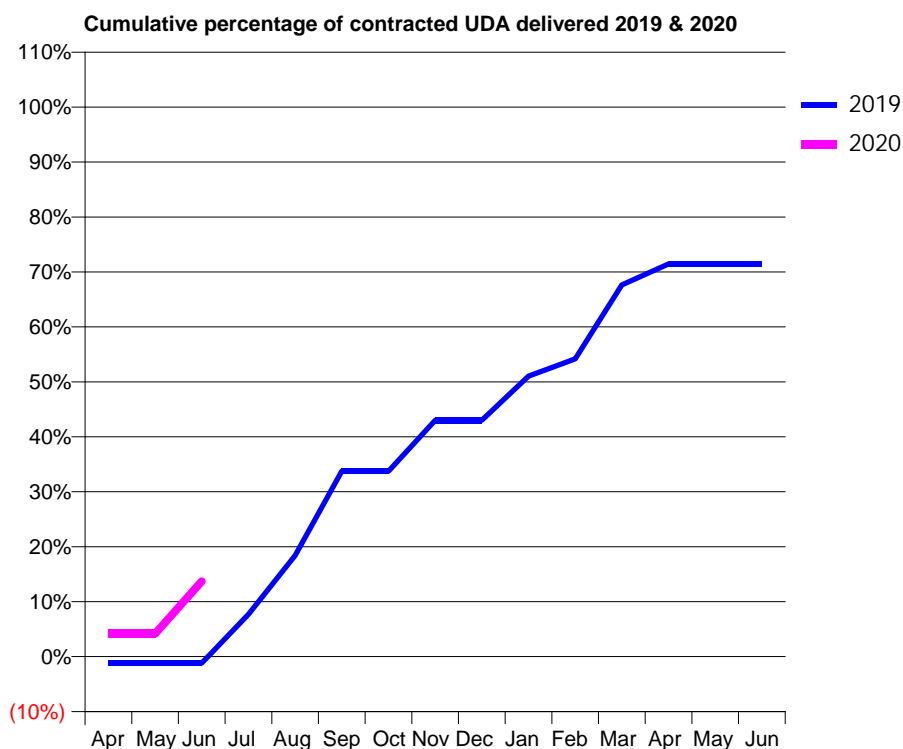
19/20 Contracted general activity (UDA)	550
Carry forward general activity (UDA)	0
19/20 Contracted orthodontic activity (UOA)	0
Carry forward orthodontic activity (UOA)	0
Baseline contract value	£16,208.75

ACCESS*

Patients seen in 24 months	Total	Change since previous quarter
Quarter ending June 2018	285	
Quarter ending September 2018	289	→
Quarter ending December 2018	285	↓
Quarter ending March 2019	274	↓
Quarter ending June 2019	266	↓
Variance since June 2018	(6.7%)	↓



ACTIVITY



Month	Adjusted Scheduled Activity (UDA)	
	2019	2020
April	-7	23
May	-7	23
June	-7	75
July	42	
August	101	
September	186	
October	186	
November	237	
December	237	
January	281	
February	298	
March	372	
April	393	
May	393	
June	393	

QUALITY

	Quantity	Base Number	Contract	AT	Region	England
% of FP17s for the same patient ID Re-attending within 3 months - Children	4	79	5.1%	10.1%	11.2%	11.4%
% of FP17s for the same patient ID Re-attending within 3 months - Adults	0	7	0.0%	13.6%	14.8%	15.4%
% of FP17s for the same patient ID Re-attending between 3 & 9 months - Children	66	79	83.5%	60.9%	60.9%	59.8%
% of FP17s for the same patient ID Re-attending between 3 & 9 months - Adults	6	7	85.7%	50.7%	53.2%	52.1%
% of FP17s for Band 1 Urgent Courses	2	67	3.0%	9.1%	8.3%	9.2%
% of FP17s Relating to Free Repair or Replacements	0	67	0.0%	0.7%	0.7%	0.7%
% of FP17s Relating to Continuations	0	67	0.0%	0.8%	0.8%	0.8%
% of Patients satisfied with the dentistry they have received	0	0	N/A	93.0%	93.2%	93.4%
% of Patients satisfied with the time they had to wait for an appointment	0	0	N/A	87.2%	88.5%	87.6%

* This is based on patients treated on this contract for their most recent course of treatment. Figures in italics indicate the base number of FP17s or Patient Questionnaire responses are less than 100. N/A is shown where the base number of responses is less than 10 during the period. % is calculated as Quantity/Base number*100

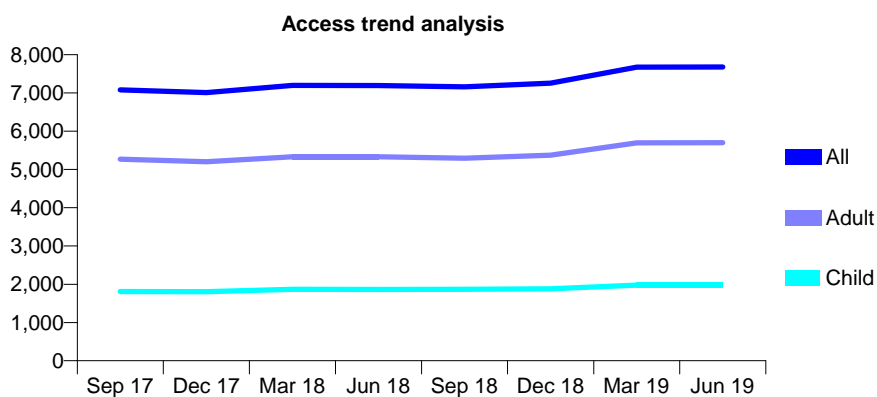
Q56 - Vital Signs At a Glance Contract Report for 754609/0001 - June 2019

Name or company name	MISS M DE VOS
Contract type name	GDS Contract
Purpose of contract	General
Contract start date	01/04/2006
Contract end date	

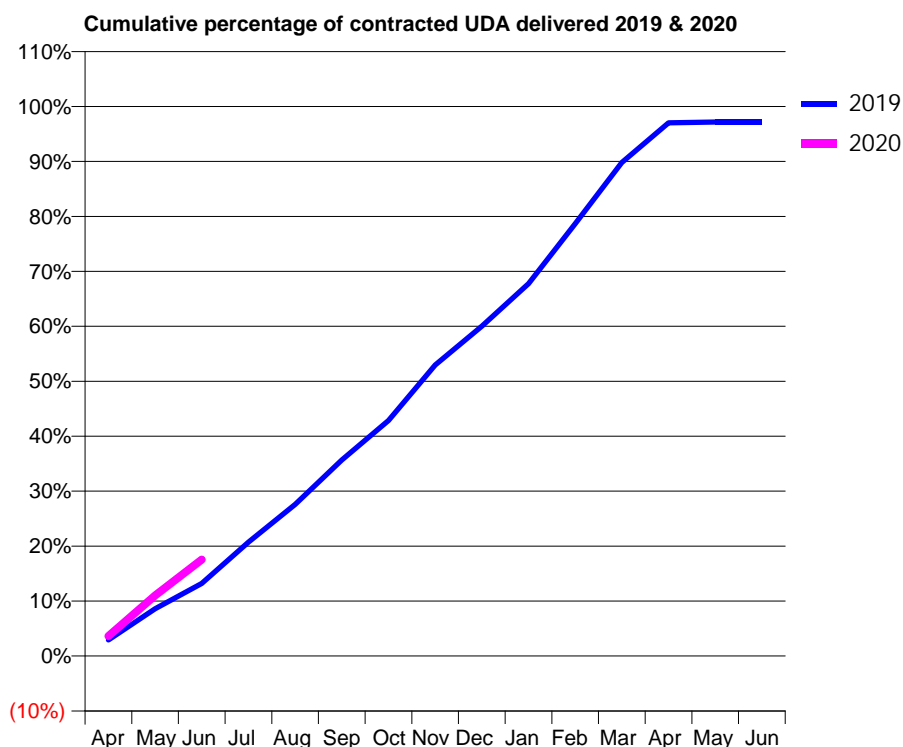
19/20 Contracted general activity (UDA)	18,640
Carry forward general activity (UDA)	0
19/20 Contracted orthodontic activity (UOA)	0
Carry forward orthodontic activity (UOA)	0
Baseline contract value	£517,310.86

ACCESS*

Patients seen in 24 months	Total	Change since previous quarter
Quarter ending June 2018	7,194	
Quarter ending September 2018	7,158	→
Quarter ending December 2018	7,256	→
Quarter ending March 2019	7,673	↑
Quarter ending June 2019	7,678	→
Variance since June 2018	6.7%	↑



ACTIVITY



Month	Adjusted Scheduled Activity (UDA)	
	2019	2020
April	546	675
May	1,603	2,057
June	2,462	3,274
July	3,865	
August	5,147	
September	6,648	
October	7,985	
November	9,871	
December	11,186	
January	12,628	
February	14,660	
March	16,741	
April	18,085	
May	18,112	
June	18,113	

QUALITY

	Quantity	Base Number	Contract	AT	Region	England
% of FP17s for the same patient ID Re-attending within 3 months - Children	53	782	6.8%	10.1%	11.2%	11.4%
% of FP17s for the same patient ID Re-attending within 3 months - Adults	267	1,969	13.6%	13.6%	14.8%	15.4%
% of FP17s for the same patient ID Re-attending between 3 & 9 months - Children	558	782	71.4%	60.9%	60.9%	59.8%
% of FP17s for the same patient ID Re-attending between 3 & 9 months - Adults	1,056	1,969	53.6%	50.7%	53.2%	52.1%
% of FP17s for Band 1 Urgent Courses	153	2,036	7.5%	9.1%	8.3%	9.2%
% of FP17s Relating to Free Repair or Replacements	31	2,036	1.5%	0.7%	0.7%	0.7%
% of FP17s Relating to Continuations	3	2,036	0.1%	0.8%	0.8%	0.8%
% of Patients satisfied with the dentistry they have received	3	3	N/A	93.0%	93.2%	93.4%
% of Patients satisfied with the time they had to wait for an appointment	3	3	N/A	87.2%	88.5%	87.6%

* This is based on patients treated on this contract for their most recent course of treatment. Figures in italics indicate the base number of FP17s or Patient Questionnaire responses are less than 100. N/A is shown where the base number of responses is less than 10 during the period. % is calculated as Quantity/Base number*100

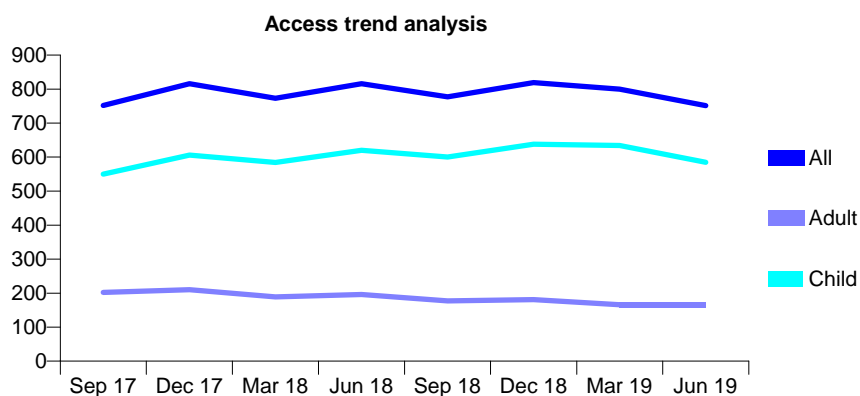
Q56 - Vital Signs At a Glance Contract Report for 761249/0001 - June 2019

Name or company name	MISS H NGUYEN
Contract type name	GDS Contract
Purpose of contract	General
Contract start date	01/04/2006
Contract end date	

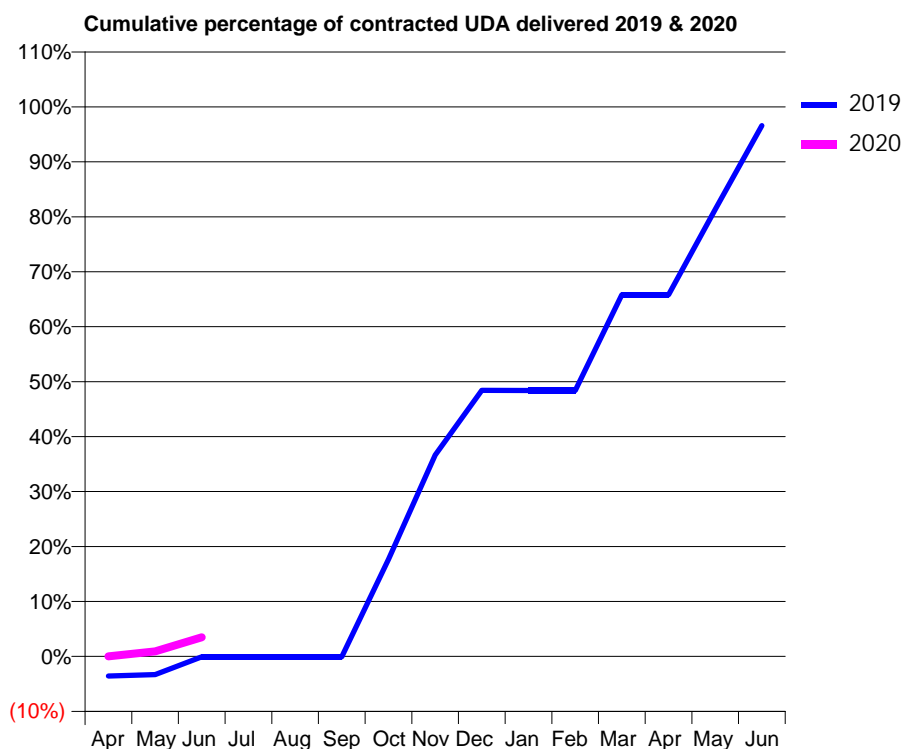
19/20 Contracted general activity (UDA)	2,042
Carry forward general activity (UDA)	0
19/20 Contracted orthodontic activity (UOA)	0
Carry forward orthodontic activity (UOA)	0
Baseline contract value	£84,075.64

ACCESS*

Patients seen in 24 months	Total	Change since previous quarter
Quarter ending June 2018	816	
Quarter ending September 2018	777	↓
Quarter ending December 2018	819	↑
Quarter ending March 2019	800	↓
Quarter ending June 2019	751	↓
Variance since June 2018	(8.0%)	↓



ACTIVITY



Month	2019	2020
April	-73	0
May	-68	19
June	-2	71
July	-2	
August	-2	
September	-2	
October	361	
November	748	
December	989	
January	988	
February	988	
March	1,344	
April	1,344	
May	1,661	
June	1,972	

QUALITY

	Quantity	Base Number	Contract	AT	Region	England
% of FP17s for the same patient ID Re-attending within 3 months - Children	45	228	19.7%	10.1%	11.2%	11.4%
% of FP17s for the same patient ID Re-attending within 3 months - Adults	26	71	36.6%	13.6%	14.8%	15.4%
% of FP17s for the same patient ID Re-attending between 3 & 9 months - Children	142	228	62.3%	60.9%	60.9%	59.8%
% of FP17s for the same patient ID Re-attending between 3 & 9 months - Adults	36	71	50.7%	50.7%	53.2%	52.1%
% of FP17s for Band 1 Urgent Courses	5	31	16.1%	9.1%	8.3%	9.2%
% of FP17s Relating to Free Repair or Replacements	0	31	0.0%	0.7%	0.7%	0.7%
% of FP17s Relating to Continuations	0	31	0.0%	0.8%	0.8%	0.8%
% of Patients satisfied with the dentistry they have received	1	1	N/A	93.0%	93.2%	93.4%
% of Patients satisfied with the time they had to wait for an appointment	1	1	N/A	87.2%	88.5%	87.6%

* This is based on patients treated on this contract for their most recent course of treatment. Figures in italics indicate the base number of FP17s or Patient Questionnaire responses are less than 100. N/A is shown where the base number of responses is less than 10 during the period. % is calculated as Quantity/Base number*100

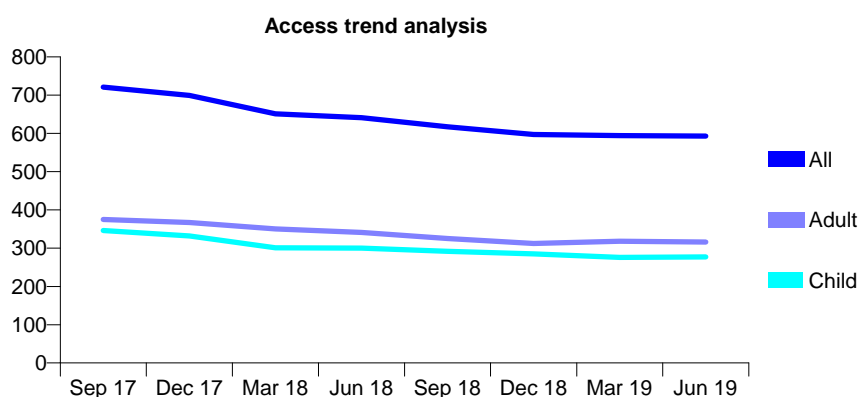
Q56 - Vital Signs At a Glance Contract Report for 762296/0001 - June 2019

Name or company name	MR BC TOCCA
Contract type name	GDS Contract
Purpose of contract	General
Contract start date	01/05/2007
Contract end date	

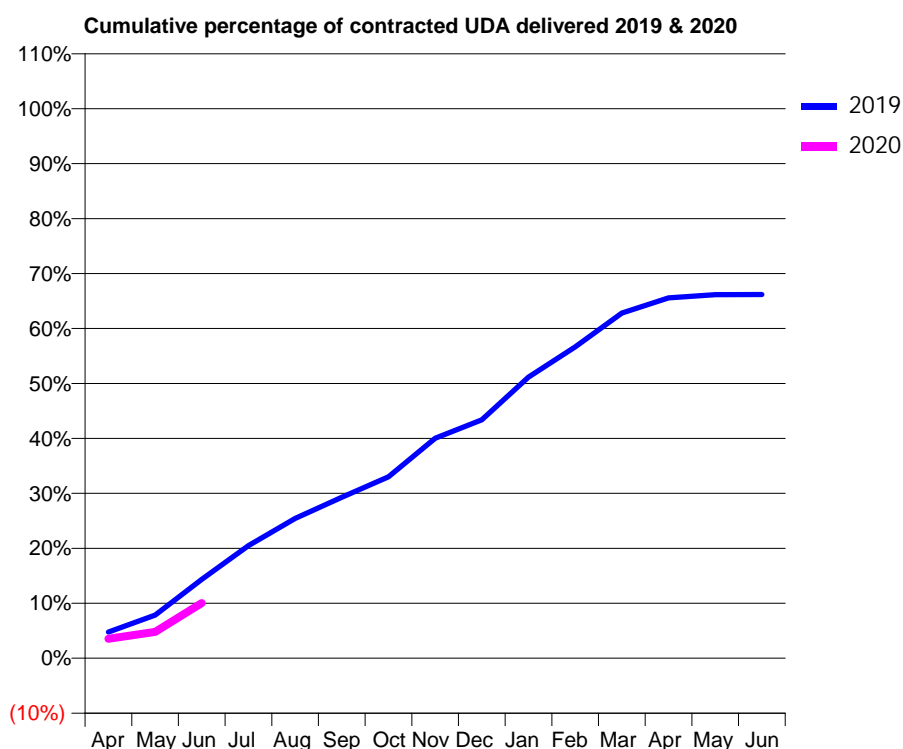
19/20 Contracted general activity (UDA)	2,102
Carry forward general activity (UDA)	0
19/20 Contracted orthodontic activity (UOA)	0
Carry forward orthodontic activity (UOA)	0
Baseline contract value	£46,518.55

ACCESS*

Patients seen in 24 months	Total	Change since previous quarter
Quarter ending June 2018	641	
Quarter ending September 2018	617	↓
Quarter ending December 2018	597	↓
Quarter ending March 2019	594	→
Quarter ending June 2019	593	→
Variance since June 2018	(7.5%)	↓



ACTIVITY



Month	2019	2020
April	100	74
May	165	101
June	302	211
July	431	
August	535	
September	615	
October	694	
November	841	
December	912	
January	1,076	
February	1,191	
March	1,320	
April	1,378	
May	1,390	
June	1,391	

QUALITY

	Quantity	Base Number	Contract	AT	Region	England
% of FP17s for the same patient ID Re-attending within 3 months - Children	5	93	5.4%	10.1%	11.2%	11.4%
% of FP17s for the same patient ID Re-attending within 3 months - Adults	7	69	10.1%	13.6%	14.8%	15.4%
% of FP17s for the same patient ID Re-attending between 3 & 9 months - Children	58	93	62.4%	60.9%	60.9%	59.8%
% of FP17s for the same patient ID Re-attending between 3 & 9 months - Adults	37	69	53.6%	50.7%	53.2%	52.1%
% of FP17s for Band 1 Urgent Courses	9	131	6.9%	9.1%	8.3%	9.2%
% of FP17s Relating to Free Repair or Replacements	0	131	0.0%	0.7%	0.7%	0.7%
% of FP17s Relating to Continuations	0	131	0.0%	0.8%	0.8%	0.8%
% of Patients satisfied with the dentistry they have received	0	0	N/A	93.0%	93.2%	93.4%
% of Patients satisfied with the time they had to wait for an appointment	0	0	N/A	87.2%	88.5%	87.6%

* This is based on patients treated on this contract for their most recent course of treatment.

Figures in italics indicate the base number of FP17s or Patient Questionnaire responses are less than 100. N/A is shown where the base number of responses is less than 10 during the period. % is calculated as Quantity/Base number*100

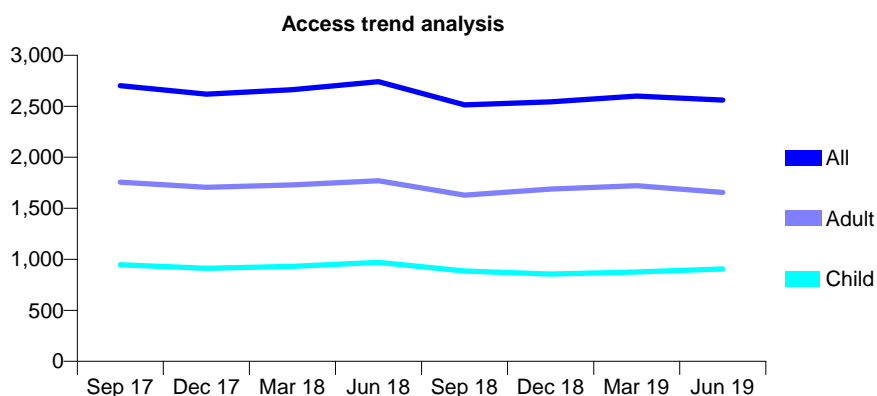
Q56 - Vital Signs At a Glance Contract Report for 763438/0002 - June 2019

Name or company name	MR M SALEEM
Contract type name	GDS Contract
Purpose of contract	General
Contract start date	01/04/2006
Contract end date	

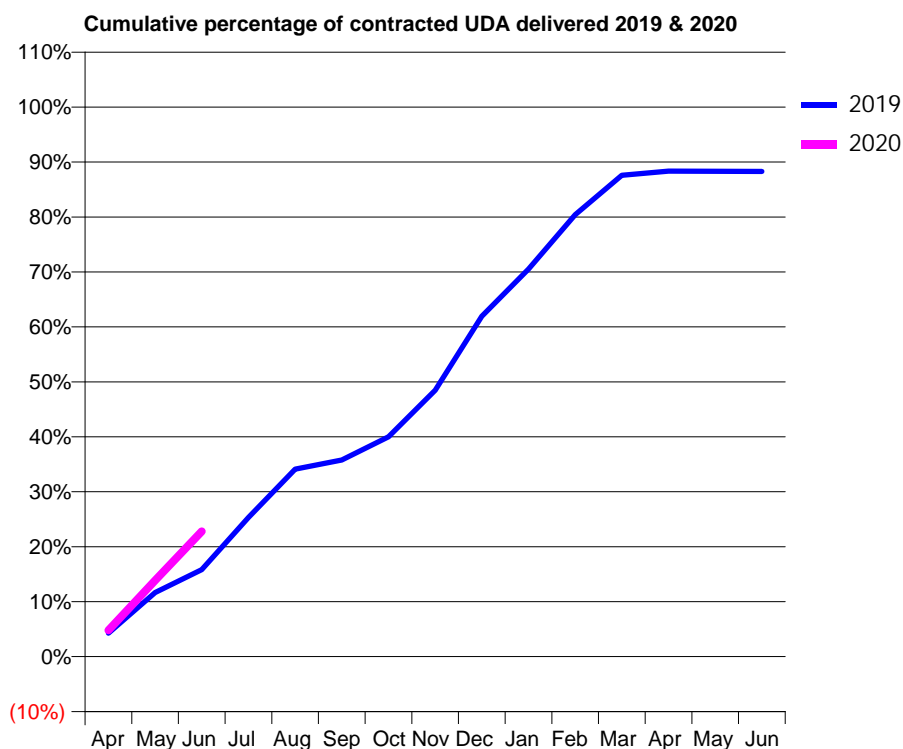
19/20 Contracted general activity (UDA)	6,805
Carry forward general activity (UDA)	0
19/20 Contracted orthodontic activity (UOA)	0
Carry forward orthodontic activity (UOA)	0
Baseline contract value	£170,844.45

ACCESS*

Patients seen in 24 months	Total	Change since previous quarter
Quarter ending June 2018	2,741	
Quarter ending September 2018	2,514	↓
Quarter ending December 2018	2,543	→
Quarter ending March 2019	2,599	↑
Quarter ending June 2019	2,562	↓
Variance since June 2018	(6.5%)	↓



ACTIVITY



Month	Adjusted Scheduled Activity (UDA)	
	2019	2020
April	292	325
May	794	946
June	1,077	1,552
July	1,724	
August	2,322	
September	2,434	
October	2,723	
November	3,299	
December	4,216	
January	4,799	
February	5,471	
March	5,960	
April	6,011	
May	6,010	
June	6,007	

QUALITY

	Quantity	Base Number	Contract	AT	Region	England
% of FP17s for the same patient ID Re-attending within 3 months - Children	20	359	5.6%	10.1%	11.2%	11.4%
% of FP17s for the same patient ID Re-attending within 3 months - Adults	57	606	9.4%	13.6%	14.8%	15.4%
% of FP17s for the same patient ID Re-attending between 3 & 9 months - Children	133	359	37.0%	60.9%	60.9%	59.8%
% of FP17s for the same patient ID Re-attending between 3 & 9 months - Adults	290	606	47.9%	50.7%	53.2%	52.1%
% of FP17s for Band 1 Urgent Courses	56	923	6.1%	9.1%	8.3%	9.2%
% of FP17s Relating to Free Repair or Replacements	16	923	1.7%	0.7%	0.7%	0.7%
% of FP17s Relating to Continuations	3	923	0.3%	0.8%	0.8%	0.8%
% of Patients satisfied with the dentistry they have received	0	0	N/A	93.0%	93.2%	93.4%
% of Patients satisfied with the time they had to wait for an appointment	0	0	N/A	87.2%	88.5%	87.6%

* This is based on patients treated on this contract for their most recent course of treatment. Figures in italics indicate the base number of FP17s or Patient Questionnaire responses are less than 100. N/A is shown where the base number of responses is less than 10 during the period. % is calculated as Quantity/Base number*100

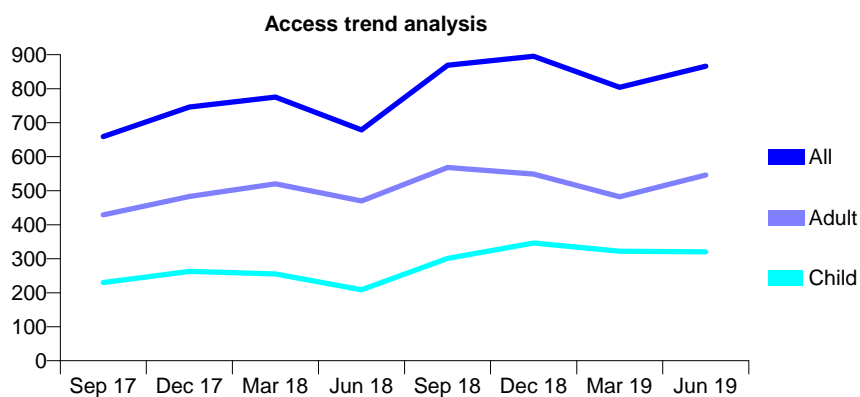
Q56 - Vital Signs At a Glance Contract Report for 763438/0003 - June 2019

Name or company name	MR M SALEEM
Contract type name	GDS Contract
Purpose of contract	General
Contract start date	01/04/2008
Contract end date	

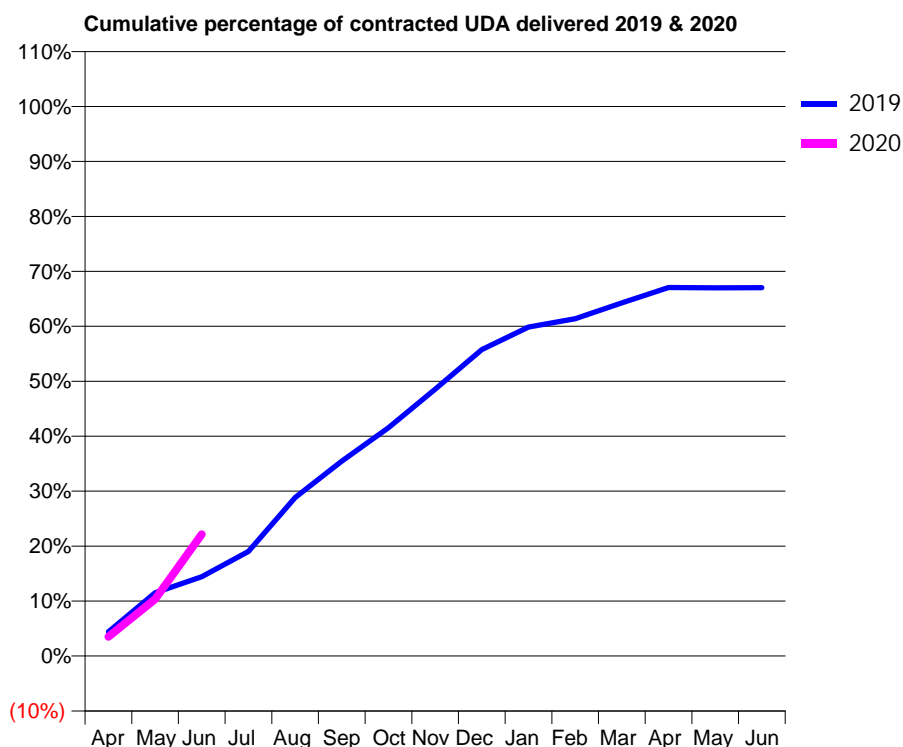
19/20 Contracted general activity (UDA)	3,000
Carry forward general activity (UDA)	0
19/20 Contracted orthodontic activity (UOA)	0
Carry forward orthodontic activity (UOA)	0
Baseline contract value	£77,325.72

ACCESS*

Patients seen in 24 months	Total	Change since previous quarter
Quarter ending June 2018	679	
Quarter ending September 2018	869	↑
Quarter ending December 2018	895	↑
Quarter ending March 2019	804	↓
Quarter ending June 2019	866	↑
Variance since June 2018	27.5%	↑



ACTIVITY



Month	Adjusted Scheduled Activity (UDA)	
	2019	2020
April	132	105
May	346	311
June	433	665
July	571	
August	865	
September	1,064	
October	1,246	
November	1,457	
December	1,673	
January	1,796	
February	1,841	
March	1,928	
April	2,012	
May	2,010	
June	2,011	

QUALITY

	Quantity	Base Number	Contract	AT	Region	England
% of FP17s for the same patient ID Re-attending within 3 months - Children	8	150	5.3%	10.1%	11.2%	11.4%
% of FP17s for the same patient ID Re-attending within 3 months - Adults	10	235	4.3%	13.6%	14.8%	15.4%
% of FP17s for the same patient ID Re-attending between 3 & 9 months - Children	33	150	22.0%	60.9%	60.9%	59.8%
% of FP17s for the same patient ID Re-attending between 3 & 9 months - Adults	32	235	13.6%	50.7%	53.2%	52.1%
% of FP17s for Band 1 Urgent Courses	33	326	10.1%	9.1%	8.3%	9.2%
% of FP17s Relating to Free Repair or Replacements	3	326	0.9%	0.7%	0.7%	0.7%
% of FP17s Relating to Continuations	2	326	0.6%	0.8%	0.8%	0.8%
% of Patients satisfied with the dentistry they have received	0	0	N/A	93.0%	93.2%	93.4%
% of Patients satisfied with the time they had to wait for an appointment	0	0	N/A	87.2%	88.5%	87.6%

* This is based on patients treated on this contract for their most recent course of treatment. Figures in italics indicate the base number of FP17s or Patient Questionnaire responses are less than 100. N/A is shown where the base number of responses is less than 10 during the period. % is calculated as Quantity/Base number*100

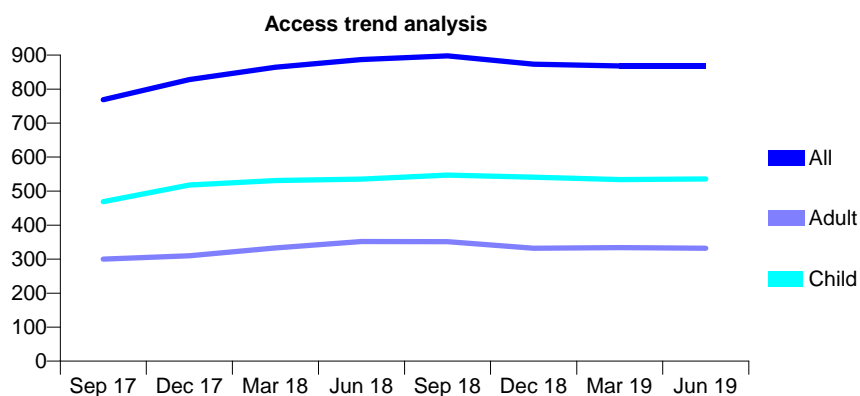
Q56 - Vital Signs At a Glance Contract Report for 767123/0001 - June 2019

Name or company name	MISS Z WIESE
Contract type name	GDS Contract
Purpose of contract	General
Contract start date	01/04/2006
Contract end date	

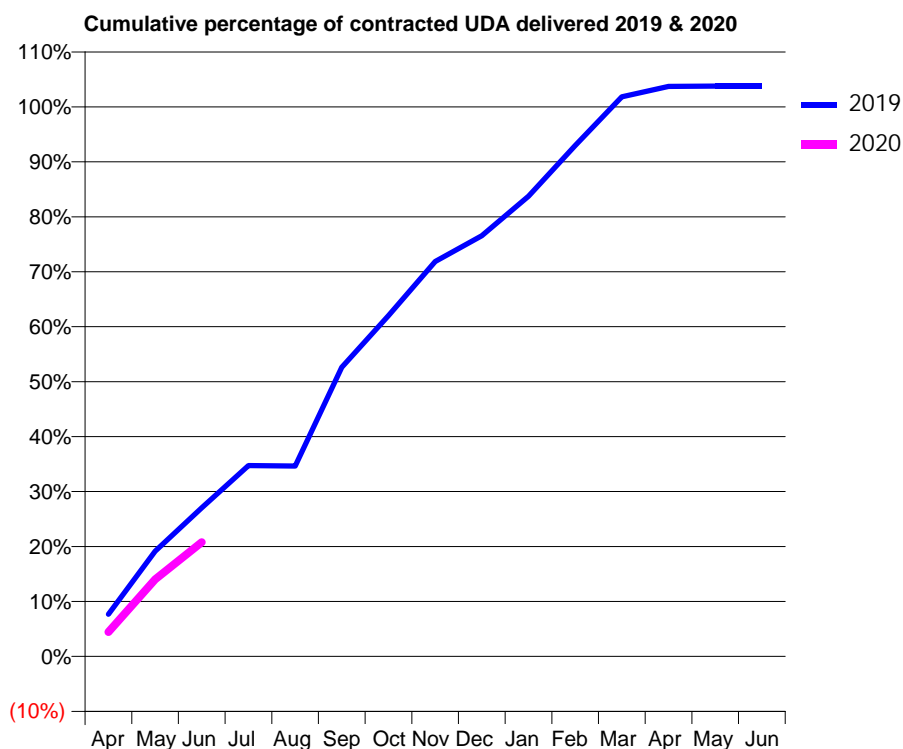
19/20 Contracted general activity (UDA)	2,160
Carry forward general activity (UDA)	0
19/20 Contracted orthodontic activity (UOA)	0
Carry forward orthodontic activity (UOA)	0
Baseline contract value	£85,187.31

ACCESS*

Patients seen in 24 months	Total	Change since previous quarter
Quarter ending June 2018	887	
Quarter ending September 2018	898	→
Quarter ending December 2018	873	↓
Quarter ending March 2019	868	→
Quarter ending June 2019	868	→
Variance since June 2018	(2.1%)	↓



ACTIVITY



Month	2019	2020
April	166	96
May	414	303
June	584	449
July	750	
August	748	
September	1,137	
October	1,339	
November	1,552	
December	1,654	
January	1,809	
February	2,008	
March	2,199	
April	2,240	
May	2,242	
June	2,242	

QUALITY

	Quantity	Base Number	Contract	AT	Region	England
% of FP17s for the same patient ID Re-attending within 3 months - Children	5	146	3.4%	10.1%	11.2%	11.4%
% of FP17s for the same patient ID Re-attending within 3 months - Adults	13	74	17.6%	13.6%	14.8%	15.4%
% of FP17s for the same patient ID Re-attending between 3 & 9 months - Children	67	146	45.9%	60.9%	60.9%	59.8%
% of FP17s for the same patient ID Re-attending between 3 & 9 months - Adults	33	74	44.6%	50.7%	53.2%	52.1%
% of FP17s for Band 1 Urgent Courses	6	191	3.1%	9.1%	8.3%	9.2%
% of FP17s Relating to Free Repair or Replacements	0	191	0.0%	0.7%	0.7%	0.7%
% of FP17s Relating to Continuations	0	191	0.0%	0.8%	0.8%	0.8%
% of Patients satisfied with the dentistry they have received	0	0	N/A	93.0%	93.2%	93.4%
% of Patients satisfied with the time they had to wait for an appointment	0	0	N/A	87.2%	88.5%	87.6%

* This is based on patients treated on this contract for their most recent course of treatment. Figures in italics indicate the base number of FP17s or Patient Questionnaire responses are less than 100. N/A is shown where the base number of responses is less than 10 during the period. % is calculated as Quantity/Base number*100

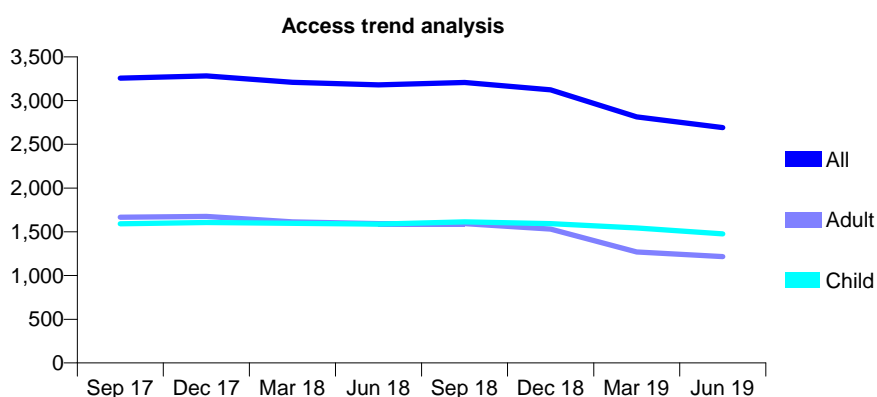
Q56 - Vital Signs At a Glance Contract Report for 767123/0002 - June 2019

Name or company name	MISS Z WIESE
Contract type name	GDS Contract
Purpose of contract	General
Contract start date	01/04/2006
Contract end date	

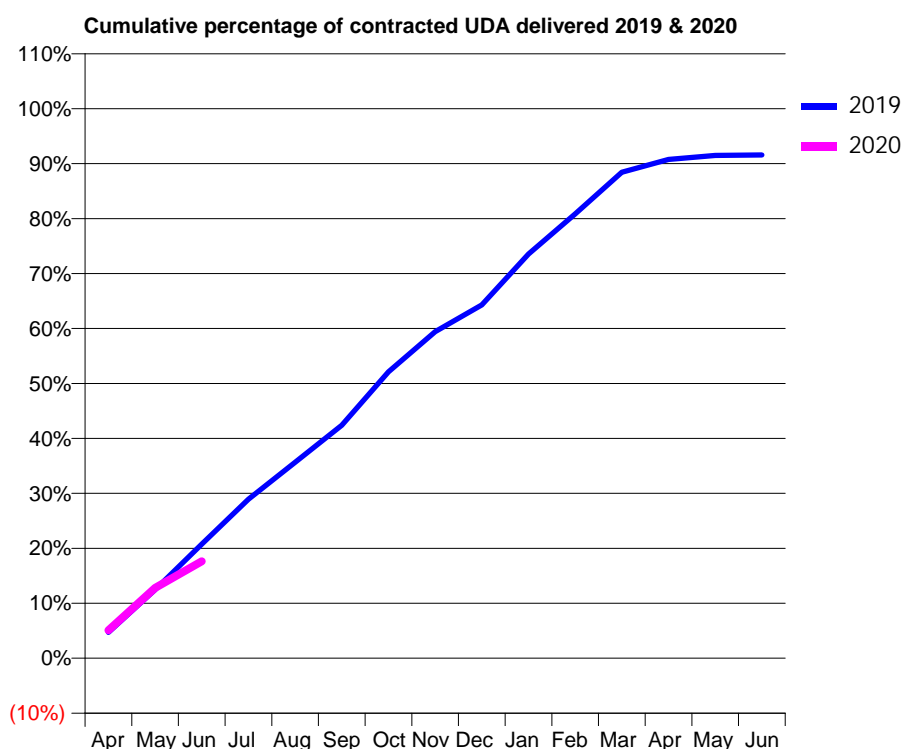
19/20 Contracted general activity (UDA)	7,400
Carry forward general activity (UDA)	0
19/20 Contracted orthodontic activity (UOA)	0
Carry forward orthodontic activity (UOA)	0
Baseline contract value	£203,486.37

ACCESS*

Patients seen in 24 months	Total	Change since previous quarter
Quarter ending June 2018	3,181	
Quarter ending September 2018	3,206	→
Quarter ending December 2018	3,123	↓
Quarter ending March 2019	2,814	↓
Quarter ending June 2019	2,691	↓
Variance since June 2018	(15.4%)	↓



ACTIVITY



Month	2019	2020
April	349	376
May	923	947
June	1,536	1,305
July	2,141	
August	2,639	
September	3,136	
October	3,856	
November	4,397	
December	4,759	
January	5,443	
February	5,985	
March	6,545	
April	6,716	
May	6,771	
June	6,775	

QUALITY

	Quantity	Base Number	Contract	AT	Region	England
% of FP17s for the same patient ID Re-attending within 3 months - Children	25	472	5.3%	10.1%	11.2%	11.4%
% of FP17s for the same patient ID Re-attending within 3 months - Adults	49	346	14.2%	13.6%	14.8%	15.4%
% of FP17s for the same patient ID Re-attending between 3 & 9 months - Children	265	472	56.1%	60.9%	60.9%	59.8%
% of FP17s for the same patient ID Re-attending between 3 & 9 months - Adults	174	346	50.3%	50.7%	53.2%	52.1%
% of FP17s for Band 1 Urgent Courses	37	674	5.5%	9.1%	8.3%	9.2%
% of FP17s Relating to Free Repair or Replacements	0	674	0.0%	0.7%	0.7%	0.7%
% of FP17s Relating to Continuations	0	674	0.0%	0.8%	0.8%	0.8%
% of Patients satisfied with the dentistry they have received	0	0	N/A	93.0%	93.2%	93.4%
% of Patients satisfied with the time they had to wait for an appointment	0	0	N/A	87.2%	88.5%	87.6%

* This is based on patients treated on this contract for their most recent course of treatment.

Figures in italics indicate the base number of FP17s or Patient Questionnaire responses are less than 100. N/A is shown where the base number of responses is less than 10 during the period. % is calculated as Quantity/Base number*100

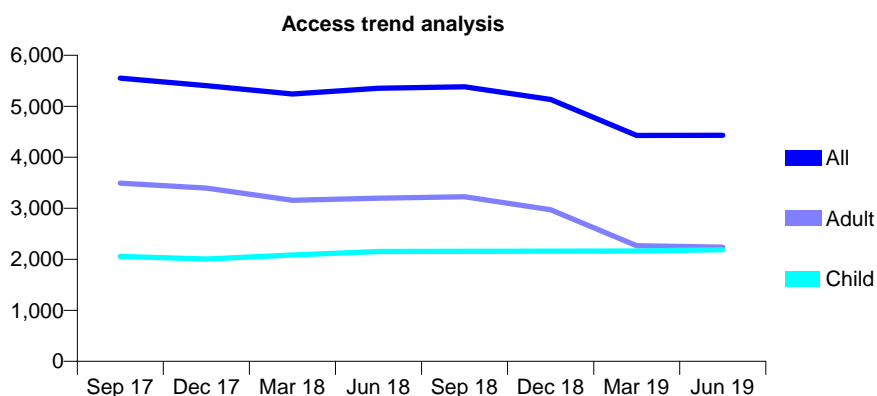
Q56 - Vital Signs At a Glance Contract Report for 767123/0003 - June 2019

Name or company name	MISS Z WIESE
Contract type name	GDS Contract
Purpose of contract	General
Contract start date	01/10/2007
Contract end date	

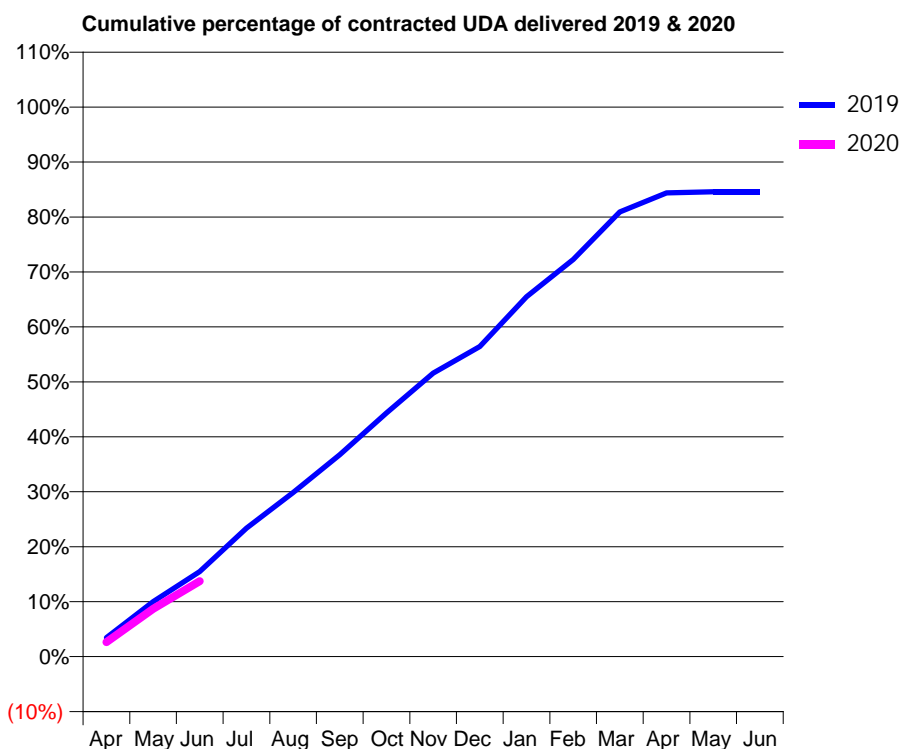
19/20 Contracted general activity (UDA)	13,400
Carry forward general activity (UDA)	0
19/20 Contracted orthodontic activity (UOA)	0
Carry forward orthodontic activity (UOA)	0
Baseline contract value	£394,341.10

ACCESS*

Patients seen in 24 months	Total	Change since previous quarter
Quarter ending June 2018	5,352	
Quarter ending September 2018	5,383	→
Quarter ending December 2018	5,134	↓
Quarter ending March 2019	4,428	↓
Quarter ending June 2019	4,429	→
Variance since June 2018	(17.2%)	↓



ACTIVITY



Month	Adjusted Scheduled Activity (UDA)	
	2019	2020
April	465	354
May	1,342	1,167
June	2,075	1,838
July	3,133	
August	4,001	
September	4,924	
October	5,942	
November	6,912	
December	7,561	
January	8,774	
February	9,686	
March	10,844	
April	11,307	
May	11,333	
June	11,333	

QUALITY

	Quantity	Base Number	Contract	AT	Region	England
% of FP17s for the same patient ID Re-attending within 3 months - Children	43	661	6.5%	10.1%	11.2%	11.4%
% of FP17s for the same patient ID Re-attending within 3 months - Adults	105	537	19.6%	13.6%	14.8%	15.4%
% of FP17s for the same patient ID Re-attending between 3 & 9 months - Children	348	661	52.6%	60.9%	60.9%	59.8%
% of FP17s for the same patient ID Re-attending between 3 & 9 months - Adults	232	537	43.2%	50.7%	53.2%	52.1%
% of FP17s for Band 1 Urgent Courses	99	983	10.1%	9.1%	8.3%	9.2%
% of FP17s Relating to Free Repair or Replacements	1	983	0.1%	0.7%	0.7%	0.7%
% of FP17s Relating to Continuations	0	983	0.0%	0.8%	0.8%	0.8%
% of Patients satisfied with the dentistry they have received	1	1	N/A	93.0%	93.2%	93.4%
% of Patients satisfied with the time they had to wait for an appointment	1	1	N/A	87.2%	88.5%	87.6%

* This is based on patients treated on this contract for their most recent course of treatment. Figures in italics indicate the base number of FP17s or Patient Questionnaire responses are less than 100. N/A is shown where the base number of responses is less than 10 during the period. % is calculated as Quantity/Base number*100

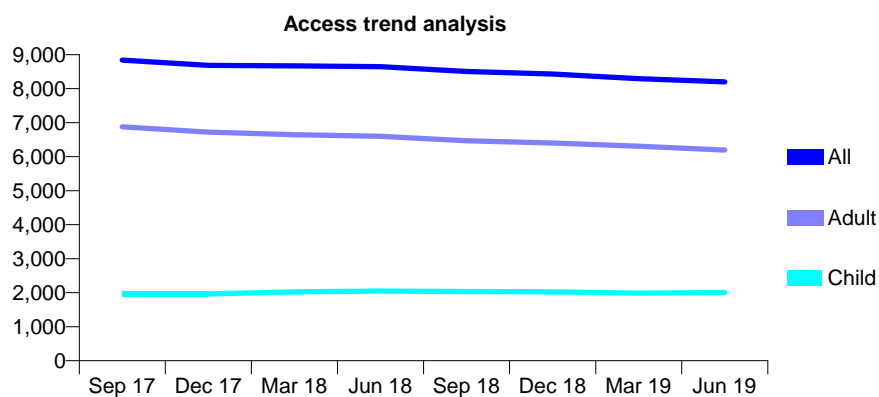
Q56 - Vital Signs At a Glance Contract Report for 771708/0001 - June 2019

Name or company name	MR AC HUNTER
Contract type name	GDS Contract
Purpose of contract	General
Contract start date	01/03/2008
Contract end date	

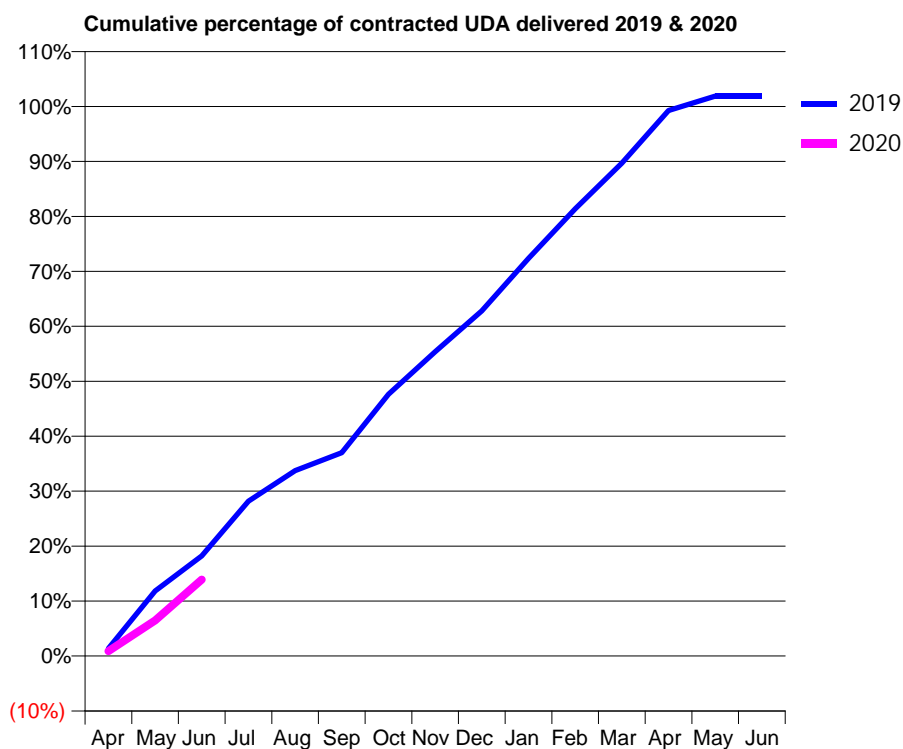
19/20 Contracted general activity (UDA)	24,346
Carry forward general activity (UDA)	0
19/20 Contracted orthodontic activity (UOA)	0
Carry forward orthodontic activity (UOA)	0
Baseline contract value	£606,341.21

ACCESS*

Patients seen in 24 months	Total	Change since previous quarter
Quarter ending June 2018	8,646	
Quarter ending September 2018	8,503	↓
Quarter ending December 2018	8,429	→
Quarter ending March 2019	8,298	↓
Quarter ending June 2019	8,200	↓
Variance since June 2018	(5.2%)	↓



ACTIVITY



Month	Adjusted Scheduled Activity (UDA)	
	2019	2020
April	339	218
May	2,882	1,581
June	4,435	3,387
July	6,863	
August	8,218	
September	9,007	
October	11,597	
November	13,487	
December	15,295	
January	17,612	
February	19,810	
March	21,836	
April	24,168	
May	24,804	
June	24,804	

QUALITY

	Quantity	Base Number	Contract	AT	Region	England
% of FP17s for the same patient ID Re-attending within 3 months - Children	69	1,014	6.8%	10.1%	11.2%	11.4%
% of FP17s for the same patient ID Re-attending within 3 months - Adults	400	2,522	15.9%	13.6%	14.8%	15.4%
% of FP17s for the same patient ID Re-attending between 3 & 9 months - Children	705	1,014	69.5%	60.9%	60.9%	59.8%
% of FP17s for the same patient ID Re-attending between 3 & 9 months - Adults	1,438	2,522	57.0%	50.7%	53.2%	52.1%
% of FP17s for Band 1 Urgent Courses	166	2,077	8.0%	9.1%	8.3%	9.2%
% of FP17s Relating to Free Repair or Replacements	13	2,077	0.6%	0.7%	0.7%	0.7%
% of FP17s Relating to Continuations	15	2,077	0.7%	0.8%	0.8%	0.8%
% of Patients satisfied with the dentistry they have received	4	4	N/A	93.0%	93.2%	93.4%
% of Patients satisfied with the time they had to wait for an appointment	3	4	N/A	87.2%	88.5%	87.6%

* This is based on patients treated on this contract for their most recent course of treatment. Figures in italics indicate the base number of FP17s or Patient Questionnaire responses are less than 100. N/A is shown where the base number of responses is less than 10 during the period. % is calculated as Quantity/Base number*100

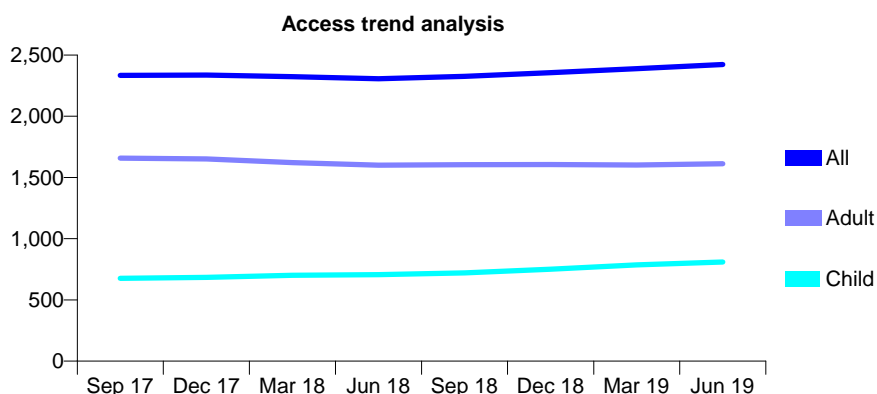
Q56 - Vital Signs At a Glance Contract Report for 773840/0001 - June 2019

Name or company name	MRS JA HASSAN
Contract type name	GDS Contract
Purpose of contract	General
Contract start date	01/04/2006
Contract end date	

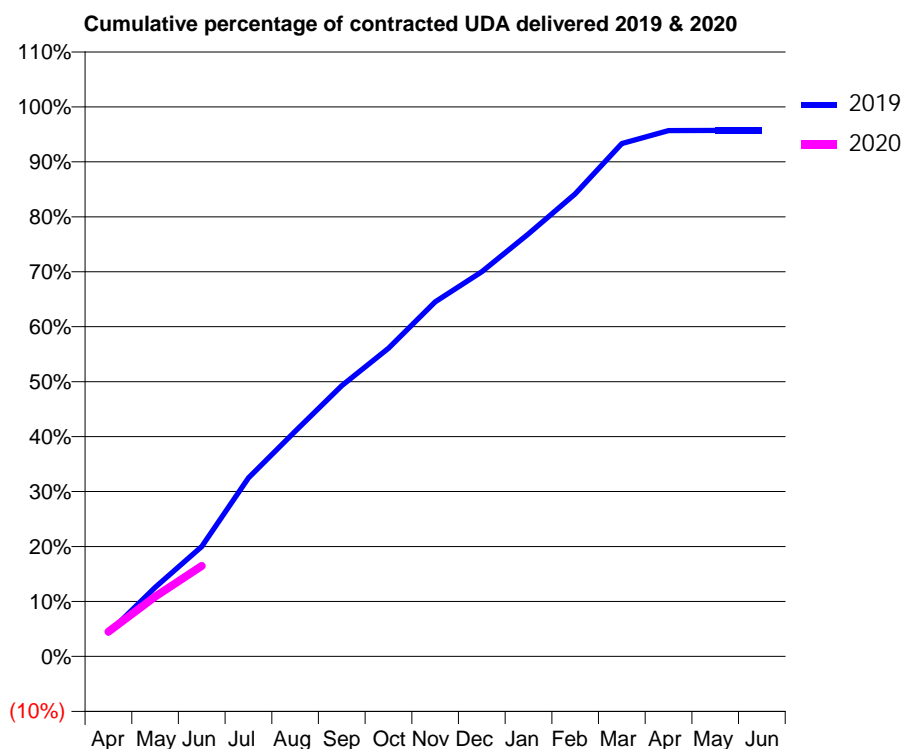
19/20 Contracted general activity (UDA)	6,000
Carry forward general activity (UDA)	0
19/20 Contracted orthodontic activity (UOA)	0
Carry forward orthodontic activity (UOA)	0
Baseline contract value	£138,034.47

ACCESS*

Patients seen in 24 months	Total	Change since previous quarter
Quarter ending June 2018	2,307	
Quarter ending September 2018	2,326	→
Quarter ending December 2018	2,357	→
Quarter ending March 2019	2,388	→
Quarter ending June 2019	2,423	→
Variance since June 2018	5.0%	↑



ACTIVITY



Month	2019	2020
April	257	269
May	755	653
June	1,200	989
July	1,948	
August	2,459	
September	2,957	
October	3,364	
November	3,871	
December	4,200	
January	4,614	
February	5,050	
March	5,598	
April	5,740	
May	5,741	
June	5,741	

QUALITY

	Quantity	Base Number	Contract	AT	Region	England
% of FP17s for the same patient ID Re-attending within 3 months - Children	19	279	6.8%	10.1%	11.2%	11.4%
% of FP17s for the same patient ID Re-attending within 3 months - Adults	64	407	15.7%	13.6%	14.8%	15.4%
% of FP17s for the same patient ID Re-attending between 3 & 9 months - Children	150	279	53.8%	60.9%	60.9%	59.8%
% of FP17s for the same patient ID Re-attending between 3 & 9 months - Adults	169	407	41.5%	50.7%	53.2%	52.1%
% of FP17s for Band 1 Urgent Courses	63	589	10.7%	9.1%	8.3%	9.2%
% of FP17s Relating to Free Repair or Replacements	1	589	0.2%	0.7%	0.7%	0.7%
% of FP17s Relating to Continuations	5	589	0.8%	0.8%	0.8%	0.8%
% of Patients satisfied with the dentistry they have received	1	1	N/A	93.0%	93.2%	93.4%
% of Patients satisfied with the time they had to wait for an appointment	1	1	N/A	87.2%	88.5%	87.6%

* This is based on patients treated on this contract for their most recent course of treatment. Figures in italics indicate the base number of FP17s or Patient Questionnaire responses are less than 100. N/A is shown where the base number of responses is less than 10 during the period. % is calculated as Quantity/Base number*100

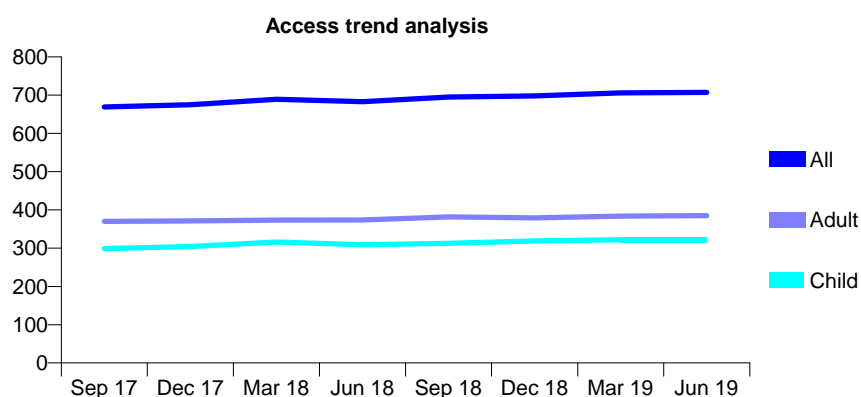
Q56 - Vital Signs At a Glance Contract Report for 800759/0002 - June 2019

Name or company name	MR D JONES
Contract type name	GDS Contract
Purpose of contract	General
Contract start date	28/07/2011
Contract end date	

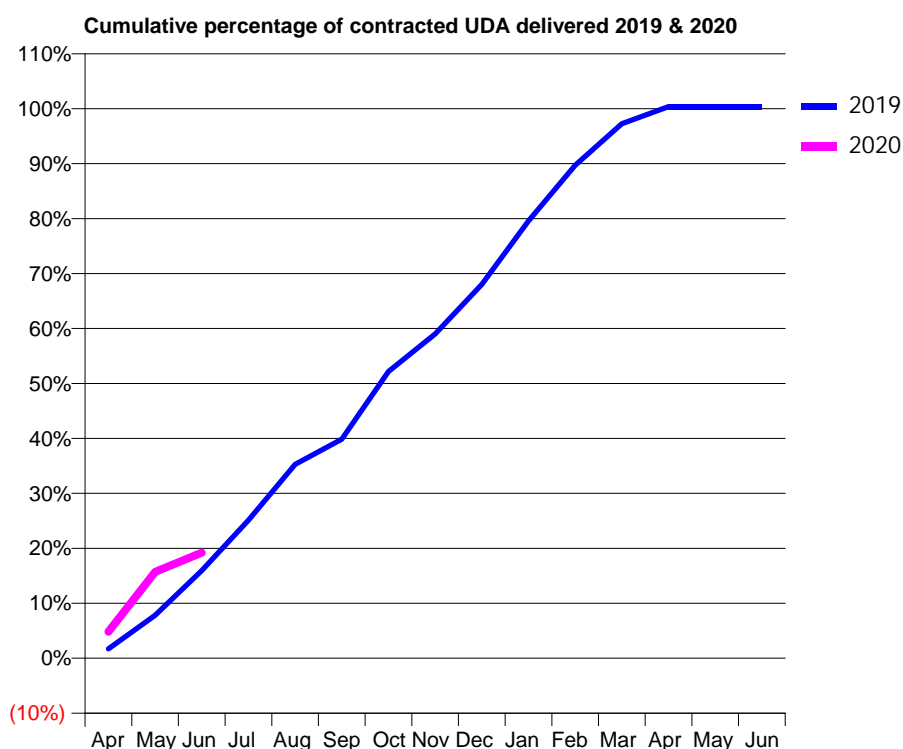
19/20 Contracted general activity (UDA)	1,409
Carry forward general activity (UDA)	0
19/20 Contracted orthodontic activity (UOA)	0
Carry forward orthodontic activity (UOA)	0
Baseline contract value	£28,029.65

ACCESS*

Patients seen in 24 months	Total	Change since previous quarter
Quarter ending June 2018	683	
Quarter ending September 2018	695	→
Quarter ending December 2018	698	→
Quarter ending March 2019	706	→
Quarter ending June 2019	707	→
Variance since June 2018	3.5%	↑



ACTIVITY



Adjusted Scheduled Activity (UDA)		
Month	2019	2020
April	24	68
May	110	221
June	225	271
July	354	
August	497	
September	562	
October	735	
November	831	
December	958	
January	1,121	
February	1,264	
March	1,370	
April	1,414	
May	1,414	
June	1,414	

QUALITY

	Quantity	Base Number	Contract	AT	Region	England
% of FP17s for the same patient ID Re-attending within 3 months - Children	6	112	5.4%	10.1%	11.2%	11.4%
% of FP17s for the same patient ID Re-attending within 3 months - Adults	11	114	9.6%	13.6%	14.8%	15.4%
% of FP17s for the same patient ID Re-attending between 3 & 9 months - Children	71	112	63.4%	60.9%	60.9%	59.8%
% of FP17s for the same patient ID Re-attending between 3 & 9 months - Adults	69	114	60.5%	50.7%	53.2%	52.1%
% of FP17s for Band 1 Urgent Courses	3	197	1.5%	9.1%	8.3%	9.2%
% of FP17s Relating to Free Repair or Replacements	0	197	0.0%	0.7%	0.7%	0.7%
% of FP17s Relating to Continuations	0	197	0.0%	0.8%	0.8%	0.8%
% of Patients satisfied with the dentistry they have received	0	0	N/A	93.0%	93.2%	93.4%
% of Patients satisfied with the time they had to wait for an appointment	0	0	N/A	87.2%	88.5%	87.6%

* This is based on patients treated on this contract for their most recent course of treatment.

Figures in italics indicate the base number of FP17s or Patient Questionnaire responses are less than 100. N/A is shown where the base number of responses is less than 10 during the period. % is calculated as Quantity/Base number*100

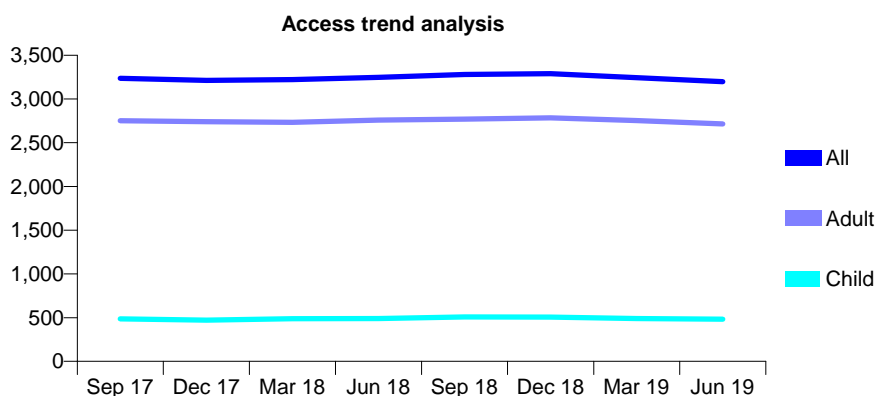
Q56 - Vital Signs At a Glance Contract Report for 809268/0001 - June 2019

Name or company name	MR DW FERNS
Contract type name	GDS Contract
Purpose of contract	General
Contract start date	01/04/2006
Contract end date	

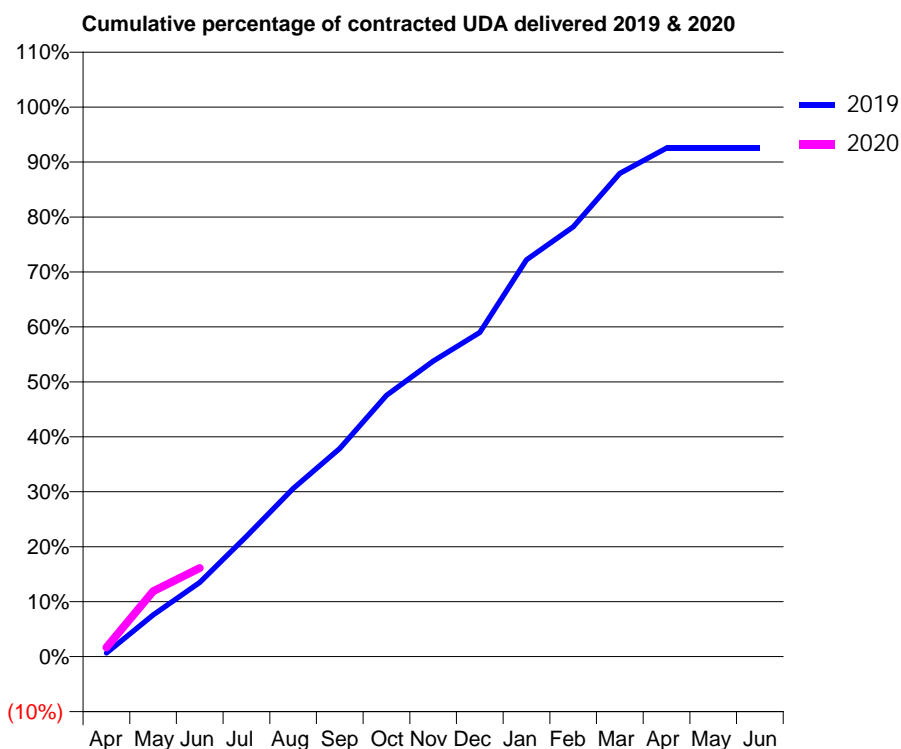
19/20 Contracted general activity (UDA)	9,437
Carry forward general activity (UDA)	0
19/20 Contracted orthodontic activity (UOA)	0
Carry forward orthodontic activity (UOA)	0
Baseline contract value	£233,821.51

ACCESS*

Patients seen in 24 months	Total	Change since previous quarter
Quarter ending June 2018	3,248	
Quarter ending September 2018	3,279	→
Quarter ending December 2018	3,289	→
Quarter ending March 2019	3,243	↓
Quarter ending June 2019	3,199	↓
Variance since June 2018	(1.5%)	↓



ACTIVITY



Month	Adjusted Scheduled Activity (UDA)	
	2019	2020
April	62	158
May	717	1,124
June	1,273	1,521
July	2,066	
August	2,887	
September	3,573	
October	4,488	
November	5,073	
December	5,566	
January	6,815	
February	7,380	
March	8,299	
April	8,733	
May	8,733	
June	8,733	

QUALITY

	Quantity	Base Number	Contract	AT	Region	England
% of FP17s for the same patient ID Re-attending within 3 months - Children	7	91	7.7%	10.1%	11.2%	11.4%
% of FP17s for the same patient ID Re-attending within 3 months - Adults	171	711	24.1%	13.6%	14.8%	15.4%
% of FP17s for the same patient ID Re-attending between 3 & 9 months - Children	12	91	13.2%	60.9%	60.9%	59.8%
% of FP17s for the same patient ID Re-attending between 3 & 9 months - Adults	175	711	24.6%	50.7%	53.2%	52.1%
% of FP17s for Band 1 Urgent Courses	152	639	23.8%	9.1%	8.3%	9.2%
% of FP17s Relating to Free Repair or Replacements	13	639	2.0%	0.7%	0.7%	0.7%
% of FP17s Relating to Continuations	15	639	2.3%	0.8%	0.8%	0.8%
% of Patients satisfied with the dentistry they have received	3	3	N/A	93.0%	93.2%	93.4%
% of Patients satisfied with the time they had to wait for an appointment	3	3	N/A	87.2%	88.5%	87.6%

* This is based on patients treated on this contract for their most recent course of treatment. Figures in italics indicate the base number of FP17s or Patient Questionnaire responses are less than 100. N/A is shown where the base number of responses is less than 10 during the period. % is calculated as Quantity/Base number*100

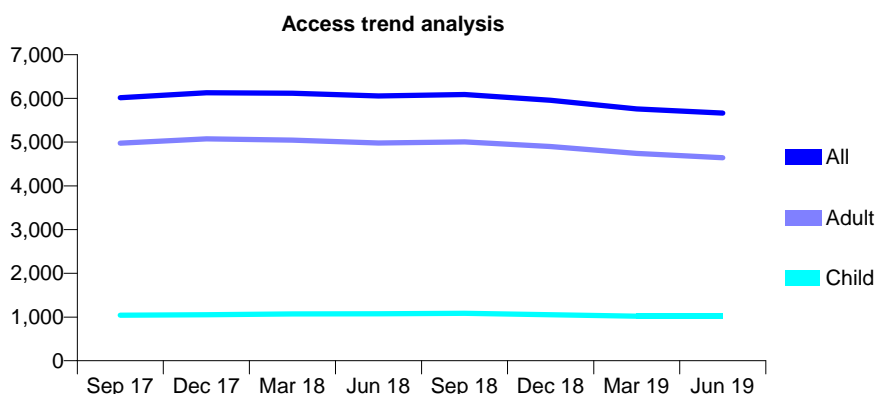
Q56 - Vital Signs At a Glance Contract Report for 812072/0001 - June 2019

Name or company name	Ipswich Dental Surgery
Contract type name	GDS Contract
Purpose of contract	General
Contract start date	01/04/2006
Contract end date	

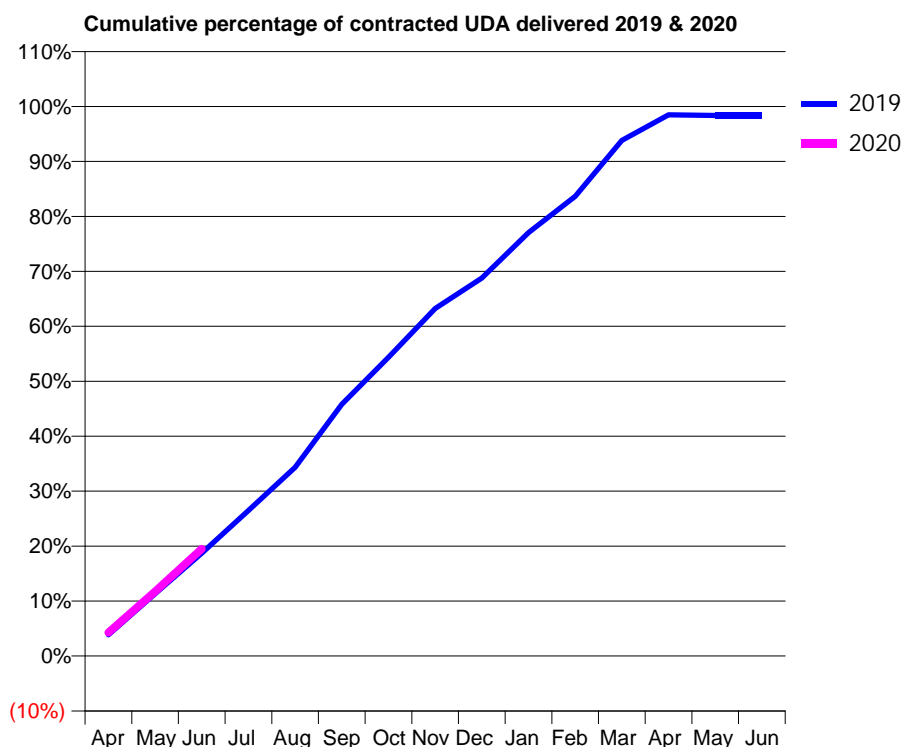
19/20 Contracted general activity (UDA)	14,528
Carry forward general activity (UDA)	0
19/20 Contracted orthodontic activity (UOA)	0
Carry forward orthodontic activity (UOA)	0
Baseline contract value	£340,129.12

ACCESS*

Patients seen in 24 months	Total	Change since previous quarter
Quarter ending June 2018	6,055	
Quarter ending September 2018	6,091	→
Quarter ending December 2018	5,954	↓
Quarter ending March 2019	5,761	↓
Quarter ending June 2019	5,664	↓
Variance since June 2018	(6.5%)	↓



ACTIVITY



Month	Adjusted Scheduled Activity (UDA)	
	2019	2020
April	562	621
May	1,647	1,708
June	2,721	2,833
July	3,850	
August	4,989	
September	6,654	
October	7,894	
November	9,190	
December	9,993	
January	11,191	
February	12,155	
March	13,628	
April	14,303	
May	14,291	
June	14,289	

QUALITY

	Quantity	Base Number	Contract	AT	Region	England
% of FP17s for the same patient ID Re-attending within 3 months - Children	11	307	3.6%	10.1%	11.2%	11.4%
% of FP17s for the same patient ID Re-attending within 3 months - Adults	154	1,178	13.1%	13.6%	14.8%	15.4%
% of FP17s for the same patient ID Re-attending between 3 & 9 months - Children	122	307	39.7%	60.9%	60.9%	59.8%
% of FP17s for the same patient ID Re-attending between 3 & 9 months - Adults	419	1,178	35.6%	50.7%	53.2%	52.1%
% of FP17s for Band 1 Urgent Courses	98	1,279	7.7%	9.1%	8.3%	9.2%
% of FP17s Relating to Free Repair or Replacements	9	1,279	0.7%	0.7%	0.7%	0.7%
% of FP17s Relating to Continuations	13	1,279	1.0%	0.8%	0.8%	0.8%
% of Patients satisfied with the dentistry they have received	9	11	81.8%	93.0%	93.2%	93.4%
% of Patients satisfied with the time they had to wait for an appointment	10	11	90.9%	87.2%	88.5%	87.6%

* This is based on patients treated on this contract for their most recent course of treatment. Figures in italics indicate the base number of FP17s or Patient Questionnaire responses are less than 100. N/A is shown where the base number of responses is less than 10 during the period. % is calculated as Quantity/Base number*100

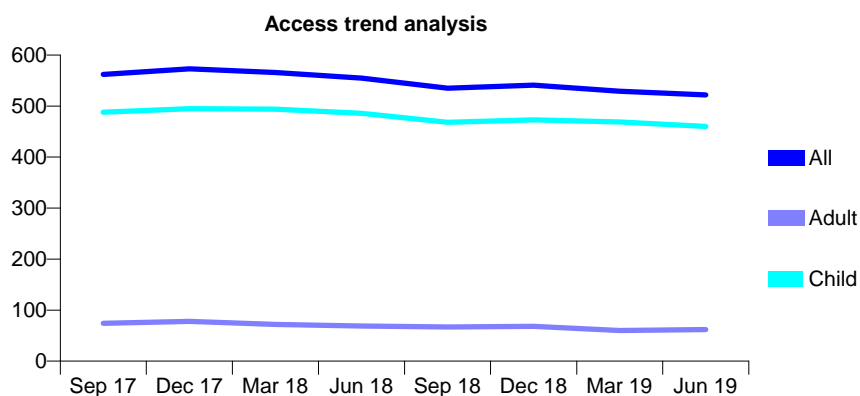
Q56 - Vital Signs At a Glance Contract Report for 813095/0002 - June 2019

Name or company name	MS BA BRABBINS
Contract type name	GDS Contract
Purpose of contract	General
Contract start date	01/04/2006
Contract end date	

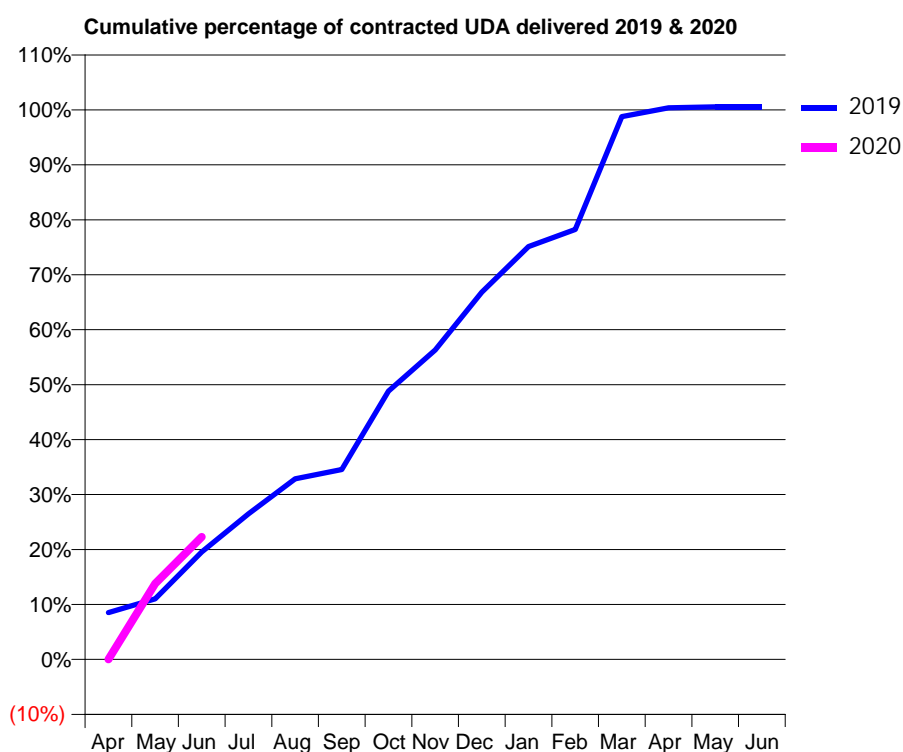
19/20 Contracted general activity (UDA)	1,000
Carry forward general activity (UDA)	0
19/20 Contracted orthodontic activity (UOA)	0
Carry forward orthodontic activity (UOA)	0
Baseline contract value	£24,930.71

ACCESS*

Patients seen in 24 months	Total	Change since previous quarter
Quarter ending June 2018	555	
Quarter ending September 2018	535	↓
Quarter ending December 2018	541	→
Quarter ending March 2019	529	↓
Quarter ending June 2019	522	↓
Variance since June 2018	(5.9%)	↓



ACTIVITY



Month	2019	2020
April	85	0
May	110	138
June	195	223
July	265	
August	329	
September	346	
October	488	
November	563	
December	668	
January	751	
February	782	
March	988	
April	1,004	
May	1,006	
June	1,006	

QUALITY

	Quantity	Base Number	Contract	AT	Region	England
% of FP17s for the same patient ID Re-attending within 3 months - Children	2	134	1.5%	10.1%	11.2%	11.4%
% of FP17s for the same patient ID Re-attending within 3 months - Adults	0	9	0.0%	13.6%	14.8%	15.4%
% of FP17s for the same patient ID Re-attending between 3 & 9 months - Children	88	134	65.7%	60.9%	60.9%	59.8%
% of FP17s for the same patient ID Re-attending between 3 & 9 months - Adults	6	9	66.7%	50.7%	53.2%	52.1%
% of FP17s for Band 1 Urgent Courses	0	135	0.0%	9.1%	8.3%	9.2%
% of FP17s Relating to Free Repair or Replacements	0	135	0.0%	0.7%	0.7%	0.7%
% of FP17s Relating to Continuations	0	135	0.0%	0.8%	0.8%	0.8%
% of Patients satisfied with the dentistry they have received	0	0	N/A	93.0%	93.2%	93.4%
% of Patients satisfied with the time they had to wait for an appointment	0	0	N/A	87.2%	88.5%	87.6%

* This is based on patients treated on this contract for their most recent course of treatment. Figures in italics indicate the base number of FP17s or Patient Questionnaire responses are less than 100. N/A is shown where the base number of responses is less than 10 during the period. % is calculated as Quantity/Base number*100

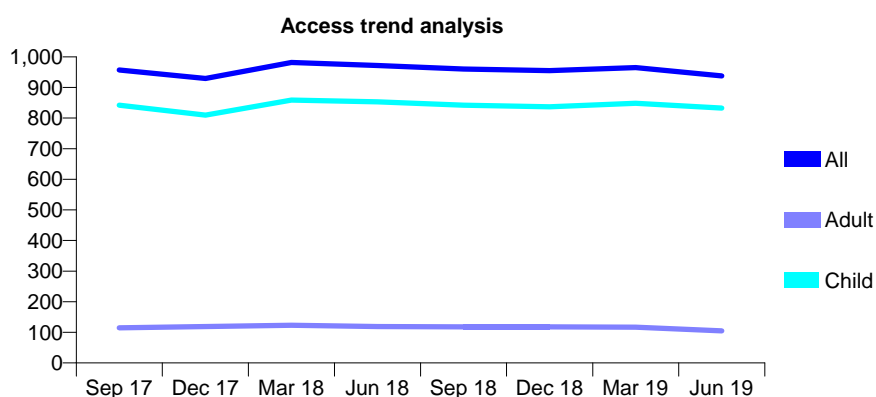
Q56 - Vital Signs At a Glance Contract Report for 819948/0001 - June 2019

Name or company name	MRS D STOKES
Contract type name	GDS Contract
Purpose of contract	General
Contract start date	01/06/2008
Contract end date	

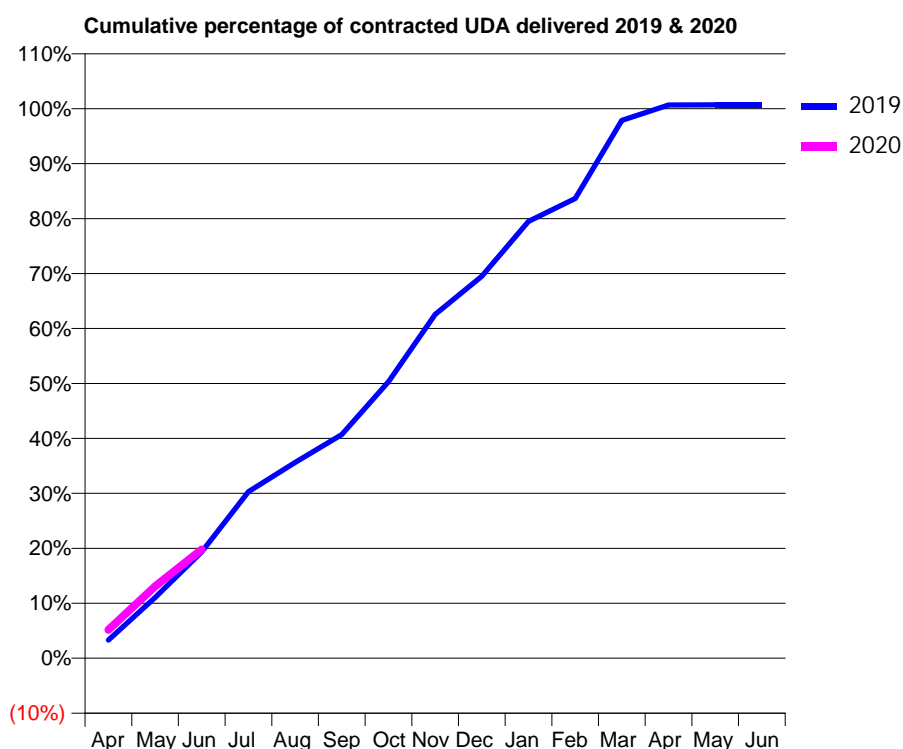
19/20 Contracted general activity (UDA)	2,101
Carry forward general activity (UDA)	0
19/20 Contracted orthodontic activity (UOA)	0
Carry forward orthodontic activity (UOA)	0
Baseline contract value	£49,750.03

ACCESS*

Patients seen in 24 months	Total	Change since previous quarter
Quarter ending June 2018	972	
Quarter ending September 2018	960	↓
Quarter ending December 2018	955	→
Quarter ending March 2019	965	→
Quarter ending June 2019	938	↓
Variance since June 2018	(3.5%)	↓



ACTIVITY



Month	2019	2020
April	70	109
May	234	275
June	410	416
July	641	
August	754	
September	861	
October	1,065	
November	1,324	
December	1,470	
January	1,682	
February	1,770	
March	2,071	
April	2,130	
May	2,131	
June	2,131	

QUALITY

	Quantity	Base Number	Contract	AT	Region	England
% of FP17s for the same patient ID Re-attending within 3 months - Children	14	289	4.8%	10.1%	11.2%	11.4%
% of FP17s for the same patient ID Re-attending within 3 months - Adults	0	16	0.0%	13.6%	14.8%	15.4%
% of FP17s for the same patient ID Re-attending between 3 & 9 months - Children	213	289	73.7%	60.9%	60.9%	59.8%
% of FP17s for the same patient ID Re-attending between 3 & 9 months - Adults	10	16	62.5%	50.7%	53.2%	52.1%
% of FP17s for Band 1 Urgent Courses	5	271	1.8%	9.1%	8.3%	9.2%
% of FP17s Relating to Free Repair or Replacements	0	271	0.0%	0.7%	0.7%	0.7%
% of FP17s Relating to Continuations	0	271	0.0%	0.8%	0.8%	0.8%
% of Patients satisfied with the dentistry they have received	1	1	N/A	93.0%	93.2%	93.4%
% of Patients satisfied with the time they had to wait for an appointment	1	1	N/A	87.2%	88.5%	87.6%

* This is based on patients treated on this contract for their most recent course of treatment. Figures in italics indicate the base number of FP17s or Patient Questionnaire responses are less than 100. N/A is shown where the base number of responses is less than 10 during the period. % is calculated as Quantity/Base number*100

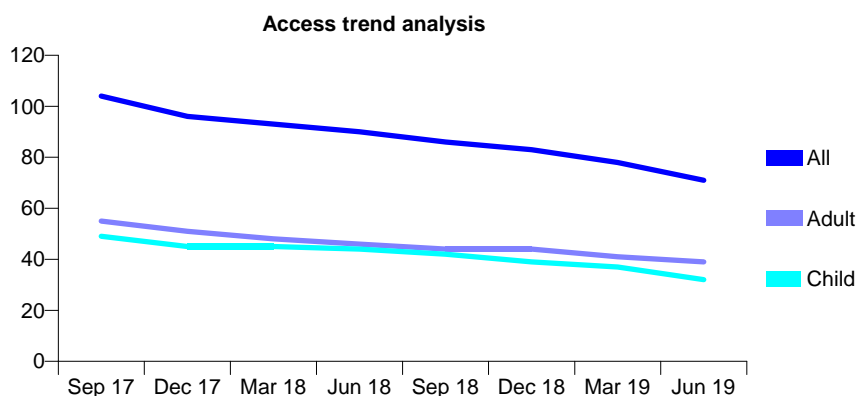
Q56 - Vital Signs At a Glance Contract Report for 825875/0001 - June 2019

Name or company name	MISS S PATEL
Contract type name	GDS Contract
Purpose of contract	General
Contract start date	01/04/2006
Contract end date	

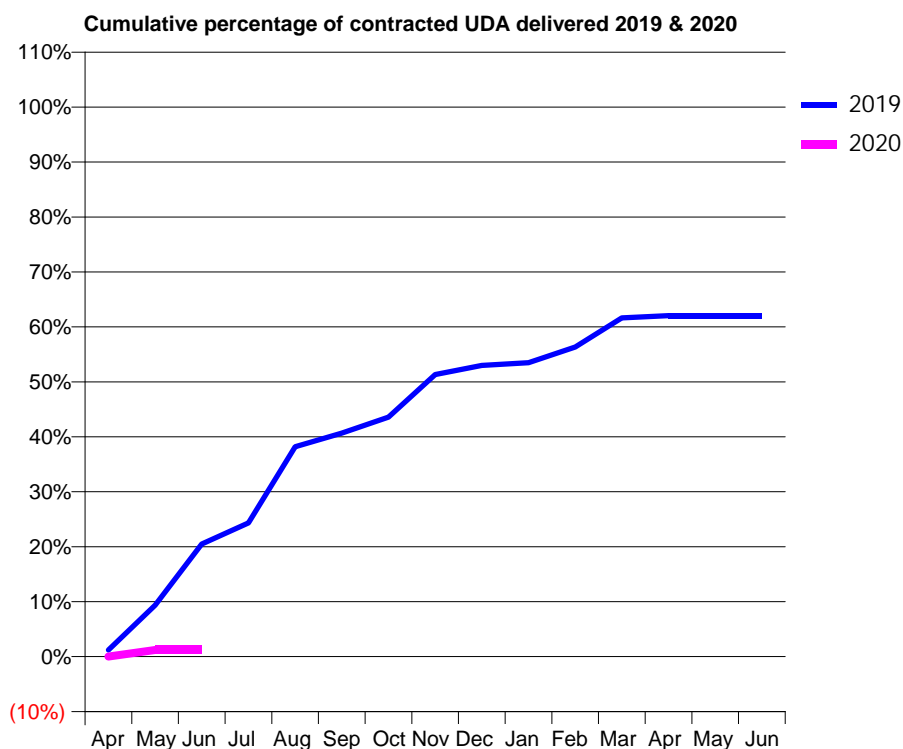
19/20 Contracted general activity (UDA)	245
Carry forward general activity (UDA)	0
19/20 Contracted orthodontic activity (UOA)	0
Carry forward orthodontic activity (UOA)	0
Baseline contract value	£5,599.78

ACCESS*

Patients seen in 24 months	Total	Change since previous quarter
Quarter ending June 2018	90	
Quarter ending September 2018	86	↓
Quarter ending December 2018	83	↓
Quarter ending March 2019	78	↓
Quarter ending June 2019	71	↓
Variance since June 2018	(21.1%)	↓



ACTIVITY



Month	Adjusted Scheduled Activity (UDA)	
	2019	2020
April	3	0
May	23	3
June	50	3
July	60	
August	94	
September	100	
October	107	
November	126	
December	130	
January	131	
February	138	
March	151	
April	152	
May	152	
June	152	

QUALITY

	Quantity	Base Number	Contract	AT	Region	England
% of FP17s for the same patient ID Re-attending within 3 months - Children	0	1	0.0%	10.1%	11.2%	11.4%
% of FP17s for the same patient ID Re-attending within 3 months - Adults	1	2	50.0%	13.6%	14.8%	15.4%
% of FP17s for the same patient ID Re-attending between 3 & 9 months - Children	1	1	100.0%	60.9%	60.9%	59.8%
% of FP17s for the same patient ID Re-attending between 3 & 9 months - Adults	1	2	50.0%	50.7%	53.2%	52.1%
% of FP17s for Band 1 Urgent Courses	0	1	0.0%	9.1%	8.3%	9.2%
% of FP17s Relating to Free Repair or Replacements	0	1	0.0%	0.7%	0.7%	0.7%
% of FP17s Relating to Continuations	0	1	0.0%	0.8%	0.8%	0.8%
% of Patients satisfied with the dentistry they have received	0	0	N/A	93.0%	93.2%	93.4%
% of Patients satisfied with the time they had to wait for an appointment	0	0	N/A	87.2%	88.5%	87.6%

* This is based on patients treated on this contract for their most recent course of treatment. Figures in italics indicate the base number of FP17s or Patient Questionnaire responses are less than 100. N/A is shown where the base number of responses is less than 10 during the period. % is calculated as Quantity/Base number*100

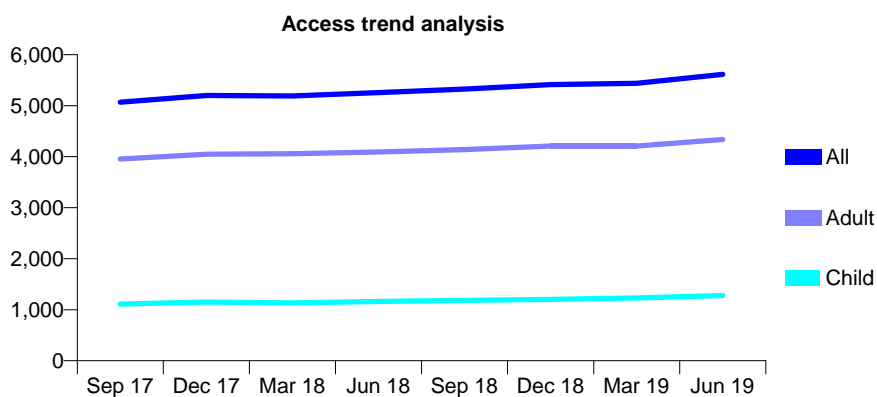
Q56 - Vital Signs At a Glance Contract Report for 827134/0006 - June 2019

Name or company name	MR JG PLUMMER
Contract type name	GDS Contract
Purpose of contract	General and Orthodontic
Contract start date	01/04/2006
Contract end date	

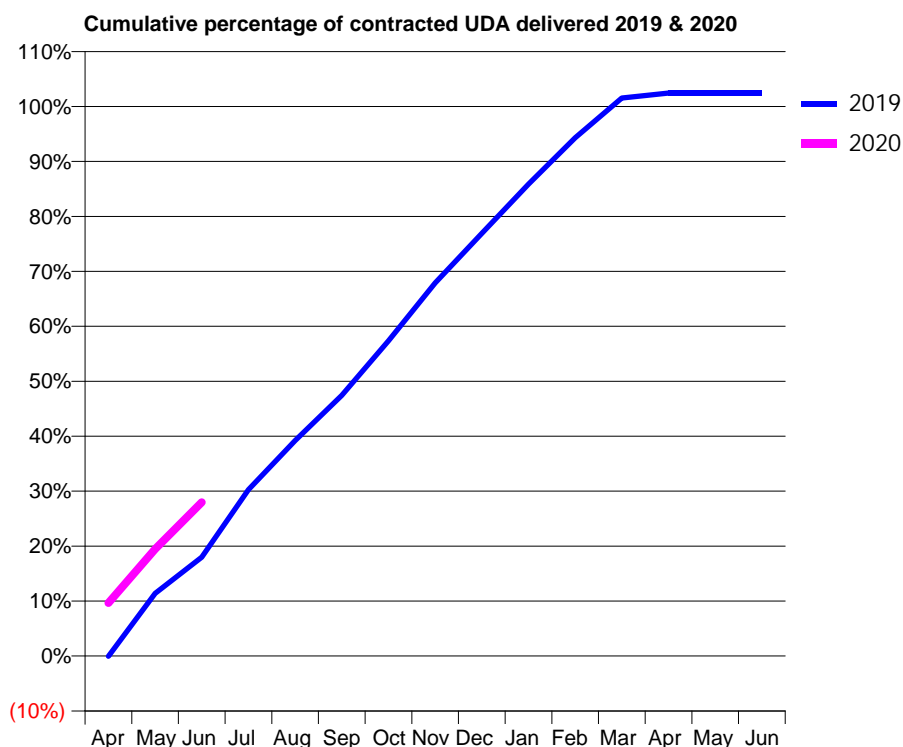
19/20 Contracted general activity (UDA)	13,778
Carry forward general activity (UDA)	0
19/20 Contracted orthodontic activity (UOA)	1,408
Carry forward orthodontic activity (UOA)	0
Baseline contract value	£574,086.55

ACCESS*

Patients seen in 24 months	Total	Change since previous quarter
Quarter ending June 2018	5,255	
Quarter ending September 2018	5,327	→
Quarter ending December 2018	5,413	→
Quarter ending March 2019	5,440	→
Quarter ending June 2019	5,614	↑
Variance since June 2018	6.8%	↑



ACTIVITY



Month	Adjusted Scheduled Activity (UDA)	
	2019	2020
April	-8	1,331
May	1,569	2,683
June	2,480	3,853
July	4,169	
August	5,405	
September	6,535	
October	7,903	
November	9,358	
December	10,594	
January	11,830	
February	12,994	
March	13,987	
April	14,114	
May	14,115	
June	14,115	

QUALITY

	Quantity	Base Number	Contract	AT	Region	England
% of FP17s for the same patient ID Re-attending within 3 months - Children	55	550	10.0%	10.1%	11.2%	11.4%
% of FP17s for the same patient ID Re-attending within 3 months - Adults	171	1,444	11.8%	13.6%	14.8%	15.4%
% of FP17s for the same patient ID Re-attending between 3 & 9 months - Children	257	550	46.7%	60.9%	60.9%	59.8%
% of FP17s for the same patient ID Re-attending between 3 & 9 months - Adults	485	1,444	33.6%	50.7%	53.2%	52.1%
% of FP17s for Band 1 Urgent Courses	164	1,839	8.9%	9.1%	8.3%	9.2%
% of FP17s Relating to Free Repair or Replacements	34	1,839	1.8%	0.7%	0.7%	0.7%
% of FP17s Relating to Continuations	30	1,839	1.6%	0.8%	0.8%	0.8%
% of Patients satisfied with the dentistry they have received	2	2	N/A	93.0%	93.2%	93.4%
% of Patients satisfied with the time they had to wait for an appointment	2	2	N/A	87.2%	88.5%	87.6%

* This is based on patients treated on this contract for their most recent course of treatment. Figures in italics indicate the base number of FP17s or Patient Questionnaire responses are less than 100. N/A is shown where the base number of responses is less than 10 during the period. % is calculated as Quantity/Base number*100

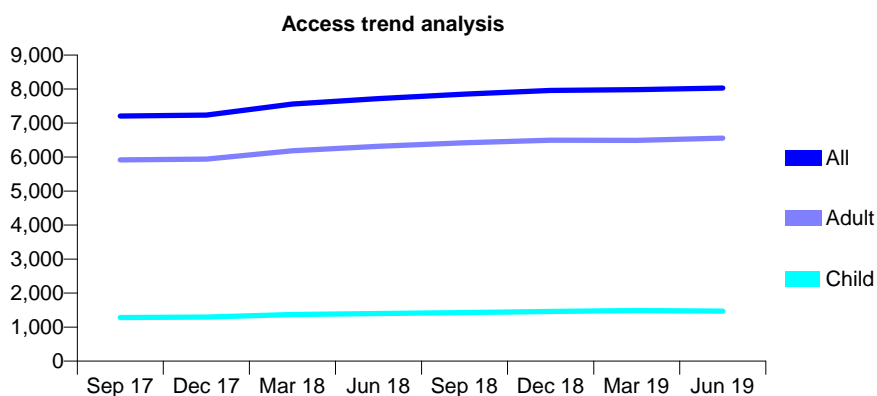
Q56 - Vital Signs At a Glance Contract Report for 827134/0007 - June 2019

Name or company name	MR JG PLUMMER
Contract type name	GDS Contract
Purpose of contract	General and Orthodontic
Contract start date	01/04/2006
Contract end date	

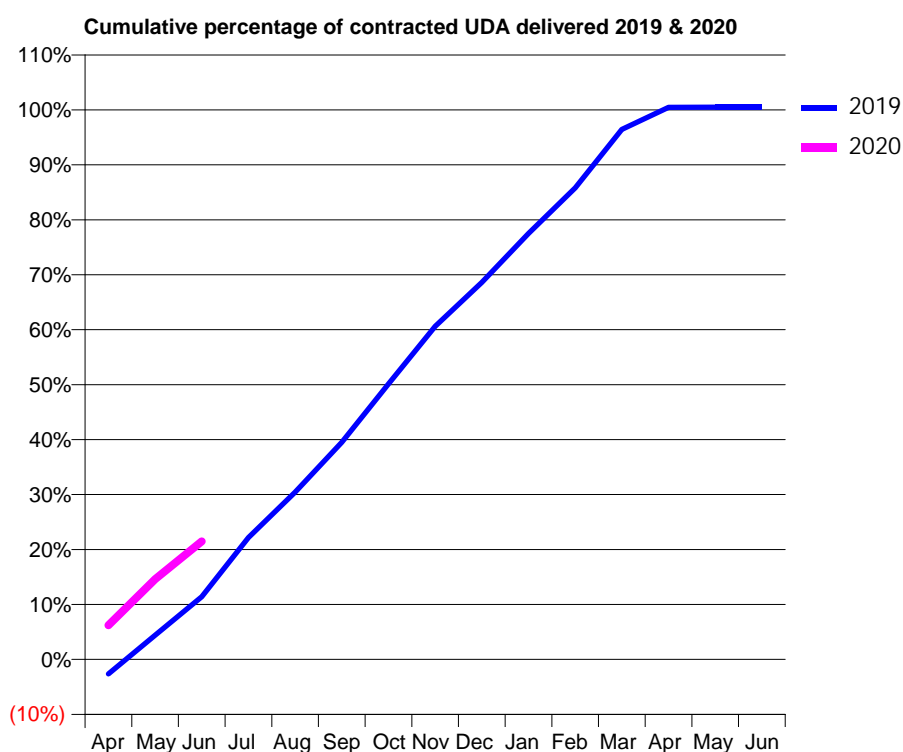
19/20 Contracted general activity (UDA)	17,482
Carry forward general activity (UDA)	0
19/20 Contracted orthodontic activity (UOA)	1,430
Carry forward orthodontic activity (UOA)	0
Baseline contract value	£722,295.21

ACCESS*

Patients seen in 24 months	Total	Change since previous quarter
Quarter ending June 2018	7,718	
Quarter ending September 2018	7,852	→
Quarter ending December 2018	7,958	→
Quarter ending March 2019	7,981	→
Quarter ending June 2019	8,031	→
Variance since June 2018	4.1%	↑



ACTIVITY



Month	2019	2020
April	-467	1,086
May	770	2,551
June	1,997	3,757
July	3,878	
August	5,321	
September	6,909	
October	8,765	
November	10,600	
December	11,990	
January	13,548	
February	14,997	
March	16,856	
April	17,562	
May	17,565	
June	17,565	

QUALITY

	Quantity	Base Number	Contract	AT	Region	England
% of FP17s for the same patient ID Re-attending within 3 months - Children	34	504	6.7%	10.1%	11.2%	11.4%
% of FP17s for the same patient ID Re-attending within 3 months - Adults	285	2,132	13.4%	13.6%	14.8%	15.4%
% of FP17s for the same patient ID Re-attending between 3 & 9 months - Children	227	504	45.0%	60.9%	60.9%	59.8%
% of FP17s for the same patient ID Re-attending between 3 & 9 months - Adults	774	2,132	36.3%	50.7%	53.2%	52.1%
% of FP17s for Band 1 Urgent Courses	213	2,076	10.3%	9.1%	8.3%	9.2%
% of FP17s Relating to Free Repair or Replacements	26	2,076	1.3%	0.7%	0.7%	0.7%
% of FP17s Relating to Continuations	24	2,076	1.2%	0.8%	0.8%	0.8%
% of Patients satisfied with the dentistry they have received	1	1	N/A	93.0%	93.2%	93.4%
% of Patients satisfied with the time they had to wait for an appointment	1	1	N/A	87.2%	88.5%	87.6%

* This is based on patients treated on this contract for their most recent course of treatment. Figures in italics indicate the base number of FP17s or Patient Questionnaire responses are less than 100. N/A is shown where the base number of responses is less than 10 during the period. % is calculated as Quantity/Base number*100

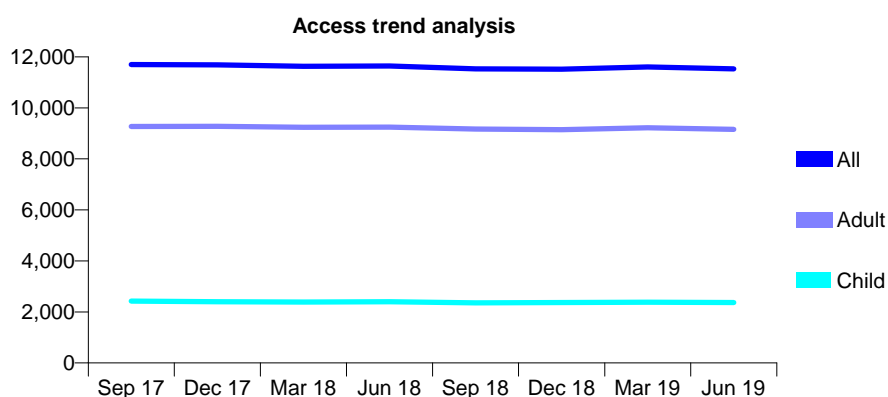
Q56 - Vital Signs At a Glance Contract Report for 827134/0008 - June 2019

Name or company name	MR JG PLUMMER
Contract type name	GDS Contract
Purpose of contract	General and Orthodontic
Contract start date	01/04/2006
Contract end date	

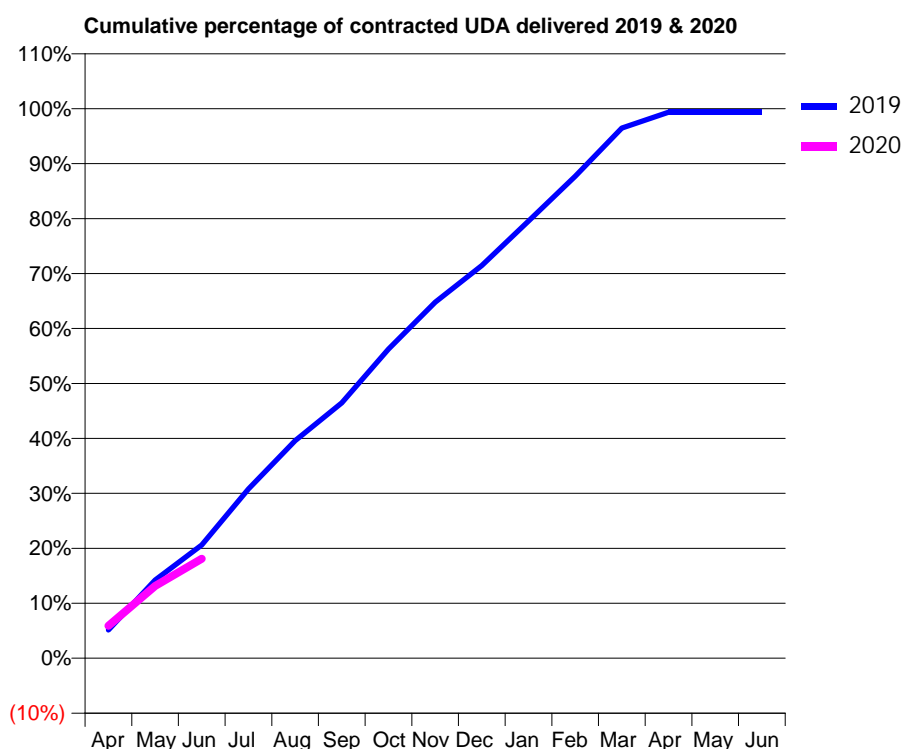
19/20 Contracted general activity (UDA)	25,930
Carry forward general activity (UDA)	0
19/20 Contracted orthodontic activity (UOA)	1,430
Carry forward orthodontic activity (UOA)	0
Baseline contract value	£871,987.69

ACCESS*

Patients seen in 24 months	Total	Change since previous quarter
Quarter ending June 2018	11,642	
Quarter ending September 2018	11,525	↓
Quarter ending December 2018	11,518	→
Quarter ending March 2019	11,603	→
Quarter ending June 2019	11,528	→
Variance since June 2018	(1.0%)	→



ACTIVITY



Month	2019	2020
April	1,332	1,529
May	3,691	3,414
June	5,343	4,695
July	7,985	
August	10,263	
September	12,044	
October	14,583	
November	16,797	
December	18,527	
January	20,633	
February	22,743	
March	25,016	
April	25,755	
May	25,755	
June	25,755	

QUALITY

	Quantity	Base Number	Contract	AT	Region	England
% of FP17s for the same patient ID Re-attending within 3 months - Children	63	867	7.3%	10.1%	11.2%	11.4%
% of FP17s for the same patient ID Re-attending within 3 months - Adults	358	2,750	13.0%	13.6%	14.8%	15.4%
% of FP17s for the same patient ID Re-attending between 3 & 9 months - Children	473	867	54.6%	60.9%	60.9%	59.8%
% of FP17s for the same patient ID Re-attending between 3 & 9 months - Adults	1,050	2,750	38.2%	50.7%	53.2%	52.1%
% of FP17s for Band 1 Urgent Courses	336	2,983	11.3%	9.1%	8.3%	9.2%
% of FP17s Relating to Free Repair or Replacements	33	2,983	1.1%	0.7%	0.7%	0.7%
% of FP17s Relating to Continuations	11	2,983	0.4%	0.8%	0.8%	0.8%
% of Patients satisfied with the dentistry they have received	2	3	N/A	93.0%	93.2%	93.4%
% of Patients satisfied with the time they had to wait for an appointment	1	3	N/A	87.2%	88.5%	87.6%

* This is based on patients treated on this contract for their most recent course of treatment.

Figures in italics indicate the base number of FP17s or Patient Questionnaire responses are less than 100. N/A is shown where the base number of responses is less than 10 during the period. % is calculated as Quantity/Base number*100

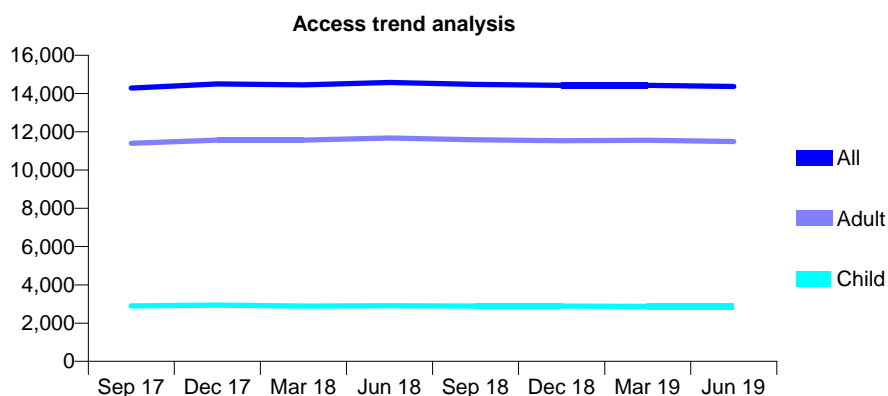
Q56 - Vital Signs At a Glance Contract Report for 827134/0009 - June 2019

Name or company name	MR JG PLUMMER
Contract type name	GDS Contract
Purpose of contract	General and Orthodontic
Contract start date	01/04/2006
Contract end date	

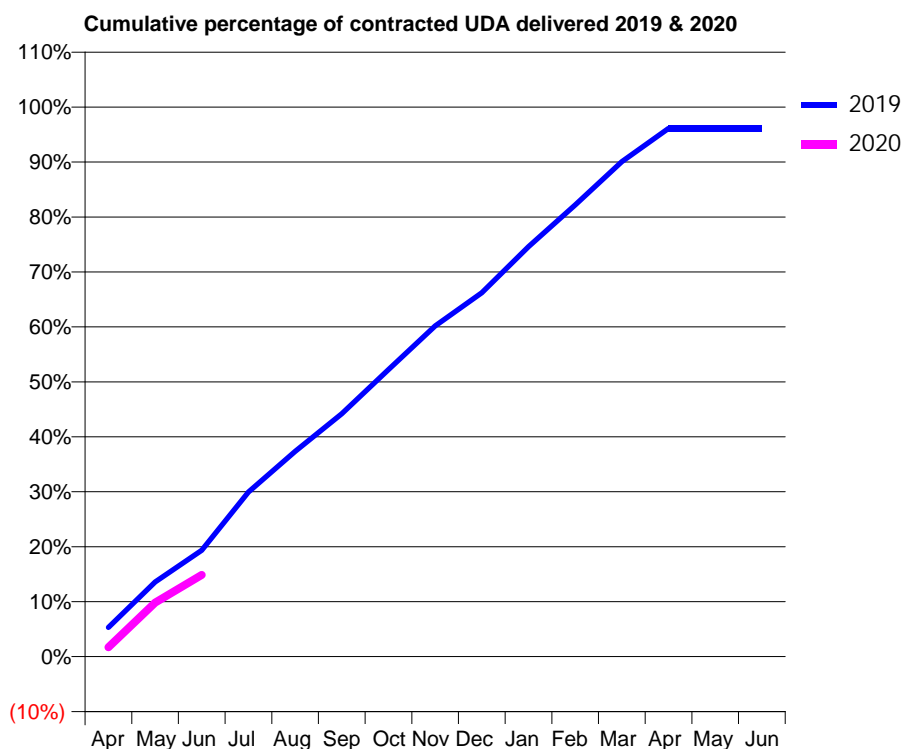
19/20 Contracted general activity (UDA)	32,392
Carry forward general activity (UDA)	0
19/20 Contracted orthodontic activity (UOA)	1,980
Carry forward orthodontic activity (UOA)	0
Baseline contract value	£1,105,773.48

ACCESS*

Patients seen in 24 months	Total	Change since previous quarter
Quarter ending June 2018	14,583	
Quarter ending September 2018	14,474	→
Quarter ending December 2018	14,429	→
Quarter ending March 2019	14,426	→
Quarter ending June 2019	14,368	→
Variance since June 2018	(1.5%)	↓



ACTIVITY



Month	Adjusted Scheduled Activity (UDA)	
	2019	2020
April	1,913	551
May	4,876	3,189
June	6,946	4,812
July	10,751	
August	13,409	
September	15,863	
October	18,746	
November	21,601	
December	23,766	
January	26,781	
February	29,507	
March	32,328	
April	34,496	
May	34,499	
June	34,499	

QUALITY

	Quantity	Base Number	Contract	AT	Region	England
% of FP17s for the same patient ID Re-attending within 3 months - Children	65	1,039	6.3%	10.1%	11.2%	11.4%
% of FP17s for the same patient ID Re-attending within 3 months - Adults	485	3,509	13.8%	13.6%	14.8%	15.4%
% of FP17s for the same patient ID Re-attending between 3 & 9 months - Children	603	1,039	58.0%	60.9%	60.9%	59.8%
% of FP17s for the same patient ID Re-attending between 3 & 9 months - Adults	1,462	3,509	41.7%	50.7%	53.2%	52.1%
% of FP17s for Band 1 Urgent Courses	430	3,197	13.5%	9.1%	8.3%	9.2%
% of FP17s Relating to Free Repair or Replacements	25	3,197	0.8%	0.7%	0.7%	0.7%
% of FP17s Relating to Continuations	15	3,197	0.5%	0.8%	0.8%	0.8%
% of Patients satisfied with the dentistry they have received	3	4	N/A	93.0%	93.2%	93.4%
% of Patients satisfied with the time they had to wait for an appointment	4	4	N/A	87.2%	88.5%	87.6%

* This is based on patients treated on this contract for their most recent course of treatment. Figures in italics indicate the base number of FP17s or Patient Questionnaire responses are less than 100. N/A is shown where the base number of responses is less than 10 during the period. % is calculated as Quantity/Base number*100

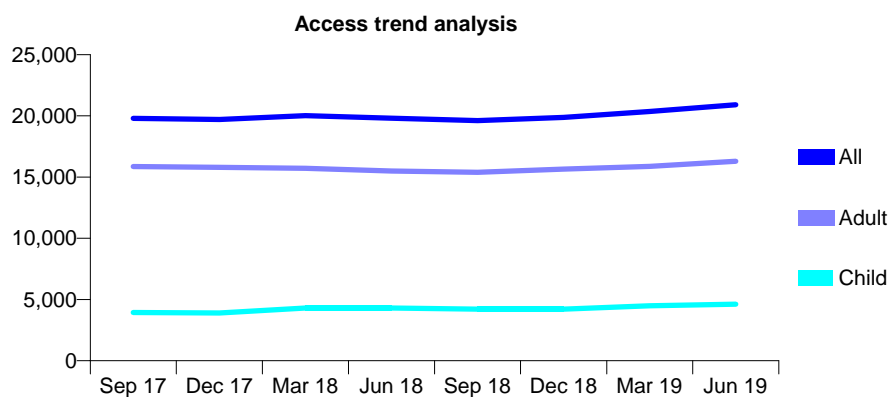
Q56 - Vital Signs At a Glance Contract Report for 827134/0010 - June 2019

Name or company name	MR JG PLUMMER
Contract type name	Pilot Contract
Purpose of contract	General and Orthodontic
Contract start date	01/04/2006
Contract end date	

19/20 Contracted general activity (UDA)	51,443
Carry forward general activity (UDA)	0
19/20 Contracted orthodontic activity (UOA)	2,750
Carry forward orthodontic activity (UOA)	0
Baseline contract value	£1,702,755.00

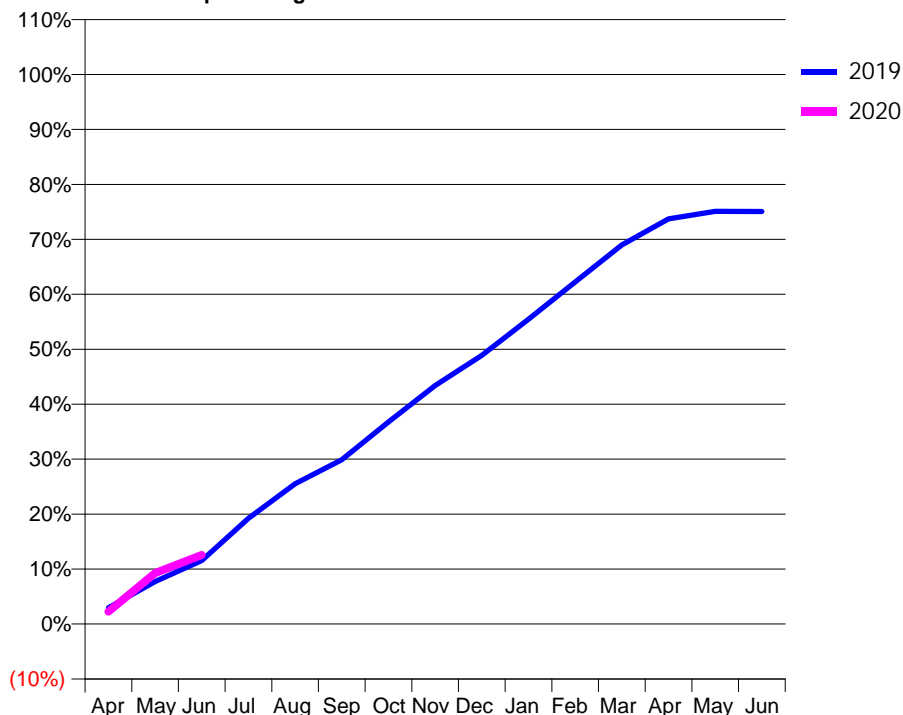
ACCESS*

Patients seen in 24 months	Total	Change since previous quarter
Quarter ending June 2018	19,809	
Quarter ending September 2018	19,616	→
Quarter ending December 2018	19,873	→
Quarter ending March 2019	20,368	↑
Quarter ending June 2019	20,907	↑
Variance since June 2018	5.5%	↑



ACTIVITY

Cumulative percentage of contracted UDA delivered 2019 & 2020



Adjusted Scheduled Activity (UDA)

Month	2019	2020
April	1,513	1,163
May	3,973	4,773
June	5,937	6,476
July	9,892	
August	13,123	
September	15,390	
October	18,913	
November	22,330	
December	25,144	
January	28,529	
February	32,025	
March	35,484	
April	37,919	
May	38,626	
June	38,623	

QUALITY

	Quantity	Base Number	Contract	AT	Region	England
% of FP17s for the same patient ID Re-attending within 3 months - Children	85	1,763	4.8%	10.1%	11.2%	11.4%
% of FP17s for the same patient ID Re-attending within 3 months - Adults	419	4,042	10.4%	13.6%	14.8%	15.4%
% of FP17s for the same patient ID Re-attending between 3 & 9 months - Children	564	1,763	32.0%	60.9%	60.9%	59.8%
% of FP17s for the same patient ID Re-attending between 3 & 9 months - Adults	1,183	4,042	29.3%	50.7%	53.2%	52.1%
% of FP17s for Band 1 Urgent Courses	407	3,838	10.6%	9.1%	8.3%	9.2%
% of FP17s Relating to Free Repair or Replacements	50	3,838	1.3%	0.7%	0.7%	0.7%
% of FP17s Relating to Continuations	28	3,838	0.7%	0.8%	0.8%	0.8%
% of Patients satisfied with the dentistry they have received	10	10	100.0%	93.0%	93.2%	93.4%
% of Patients satisfied with the time they had to wait for an appointment	8	10	80.0%	87.2%	88.5%	87.6%

* This is based on patients treated on this contract for their most recent course of treatment.

Figures in italics indicate the base number of FP17s or Patient Questionnaire responses are less than 100. N/A is shown where the base number of responses is less than 10 during the period. % is calculated as Quantity/Base number*100

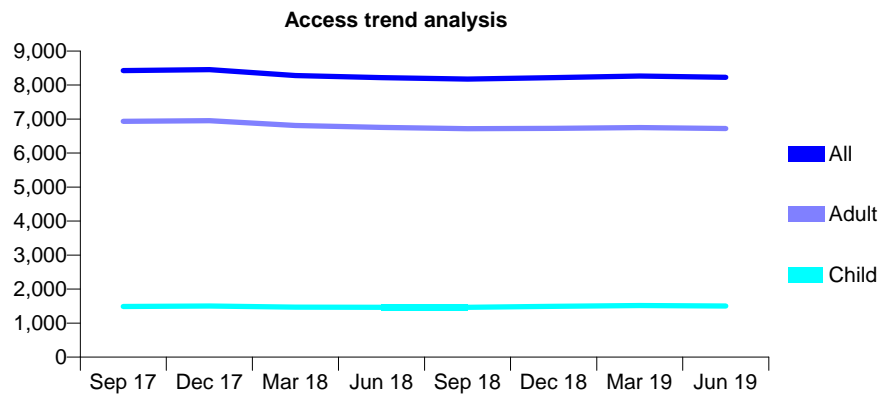
Q56 - Vital Signs At a Glance Contract Report for 827134/0012 - June 2019

Name or company name	MR JG PLUMMER
Contract type name	GDS Contract
Purpose of contract	General and Orthodontic
Contract start date	01/04/2006
Contract end date	

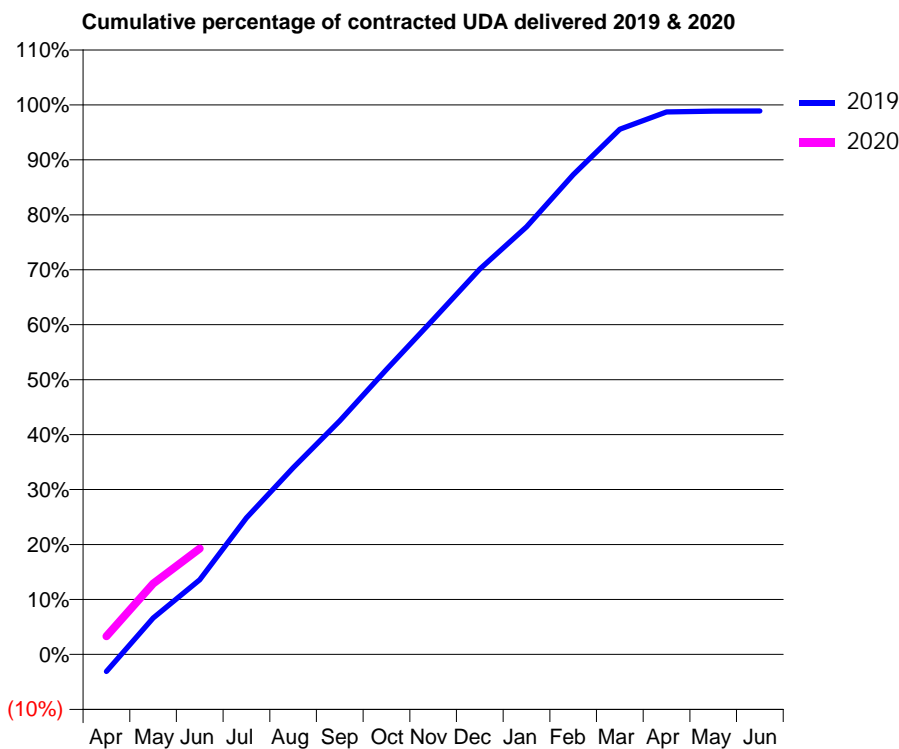
19/20 Contracted general activity (UDA)	22,126
Carry forward general activity (UDA)	0
19/20 Contracted orthodontic activity (UOA)	2,090
Carry forward orthodontic activity (UOA)	0
Baseline contract value	£846,255.04

ACCESS*

Patients seen in 24 months	Total	Change since previous quarter
Quarter ending June 2018	8,219	
Quarter ending September 2018	8,178	→
Quarter ending December 2018	8,219	→
Quarter ending March 2019	8,266	→
Quarter ending June 2019	8,228	→
Variance since June 2018	0.1%	→



ACTIVITY



Month	Adjusted Scheduled Activity (UDA)	
	2019	2020
April	-693	732
May	1,467	2,855
June	3,005	4,261
July	5,500	
August	7,519	
September	9,404	
October	11,472	
November	13,488	
December	15,513	
January	17,213	
February	19,318	
March	21,148	
April	21,839	
May	21,872	
June	21,875	

QUALITY

	Quantity	Base Number	Contract	AT	Region	England
% of FP17s for the same patient ID Re-attending within 3 months - Children	36	513	7.0%	10.1%	11.2%	11.4%
% of FP17s for the same patient ID Re-attending within 3 months - Adults	303	1,980	15.3%	13.6%	14.8%	15.4%
% of FP17s for the same patient ID Re-attending between 3 & 9 months - Children	300	513	58.5%	60.9%	60.9%	59.8%
% of FP17s for the same patient ID Re-attending between 3 & 9 months - Adults	605	1,980	30.6%	50.7%	53.2%	52.1%
% of FP17s for Band 1 Urgent Courses	147	2,014	7.3%	9.1%	8.3%	9.2%
% of FP17s Relating to Free Repair or Replacements	73	2,014	3.6%	0.7%	0.7%	0.7%
% of FP17s Relating to Continuations	49	2,014	2.4%	0.8%	0.8%	0.8%
% of Patients satisfied with the dentistry they have received	5	5	N/A	93.0%	93.2%	93.4%
% of Patients satisfied with the time they had to wait for an appointment	3	5	N/A	87.2%	88.5%	87.6%

* This is based on patients treated on this contract for their most recent course of treatment. Figures in italics indicate the base number of FP17s or Patient Questionnaire responses are less than 100. N/A is shown where the base number of responses is less than 10 during the period. % is calculated as Quantity/Base number*100

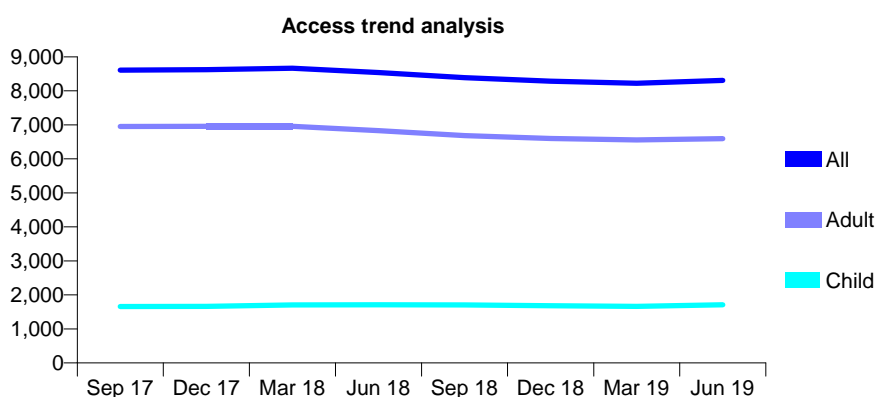
Q56 - Vital Signs At a Glance Contract Report for 827134/0013 - June 2019

Name or company name	MR JG PLUMMER
Contract type name	GDS Contract
Purpose of contract	General and Orthodontic
Contract start date	01/04/2006
Contract end date	

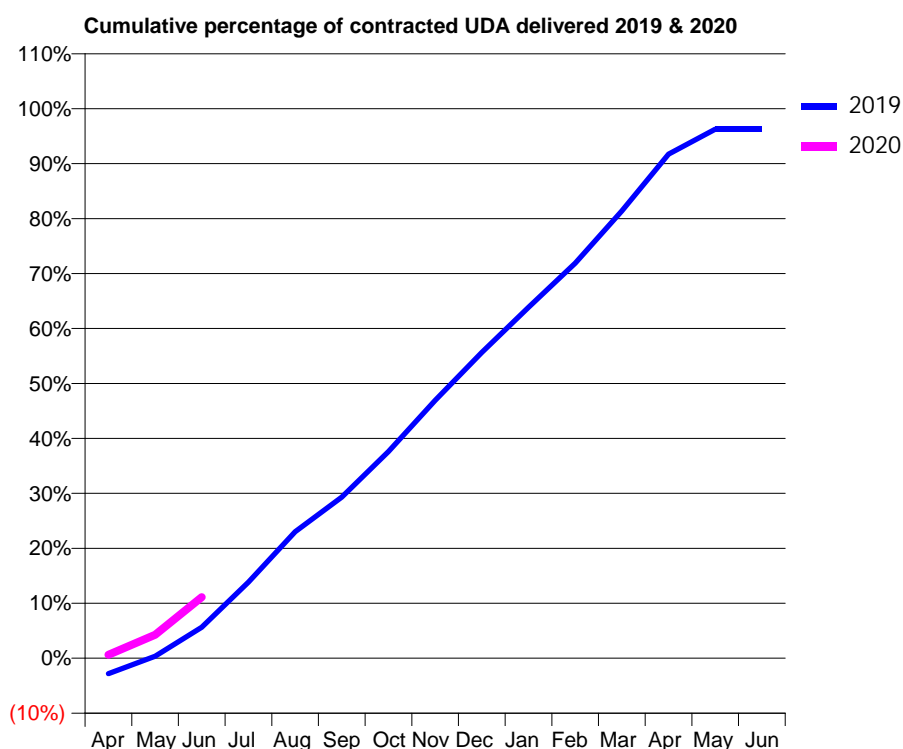
19/20 Contracted general activity (UDA)	24,945
Carry forward general activity (UDA)	0
19/20 Contracted orthodontic activity (UOA)	2,064
Carry forward orthodontic activity (UOA)	0
Baseline contract value	£908,085.00

ACCESS*

Patients seen in 24 months	Total	Change since previous quarter
Quarter ending June 2018	8,539	
Quarter ending September 2018	8,387	↓
Quarter ending December 2018	8,283	↓
Quarter ending March 2019	8,224	→
Quarter ending June 2019	8,307	→
Variance since June 2018	(2.7%)	↓



ACTIVITY



Month	2019	2020
April	-703	163
May	94	1,069
June	1,407	2,771
July	3,451	
August	5,739	
September	7,312	
October	9,383	
November	11,708	
December	13,880	
January	15,931	
February	17,932	
March	20,299	
April	22,879	
May	24,009	
June	24,009	

QUALITY

	Quantity	Base Number	Contract	AT	Region	England
% of FP17s for the same patient ID Re-attending within 3 months - Children	56	632	8.9%	10.1%	11.2%	11.4%
% of FP17s for the same patient ID Re-attending within 3 months - Adults	333	2,199	15.1%	13.6%	14.8%	15.4%
% of FP17s for the same patient ID Re-attending between 3 & 9 months - Children	267	632	42.2%	60.9%	60.9%	59.8%
% of FP17s for the same patient ID Re-attending between 3 & 9 months - Adults	881	2,199	40.1%	50.7%	53.2%	52.1%
% of FP17s for Band 1 Urgent Courses	214	1,304	16.4%	9.1%	8.3%	9.2%
% of FP17s Relating to Free Repair or Replacements	23	1,304	1.8%	0.7%	0.7%	0.7%
% of FP17s Relating to Continuations	11	1,304	0.8%	0.8%	0.8%	0.8%
% of Patients satisfied with the dentistry they have received	4	6	N/A	93.0%	93.2%	93.4%
% of Patients satisfied with the time they had to wait for an appointment	4	6	N/A	87.2%	88.5%	87.6%

* This is based on patients treated on this contract for their most recent course of treatment.

Figures in italics indicate the base number of FP17s or Patient Questionnaire responses are less than 100. N/A is shown where the base number of responses is less than 10 during the period. % is calculated as Quantity/Base number*100

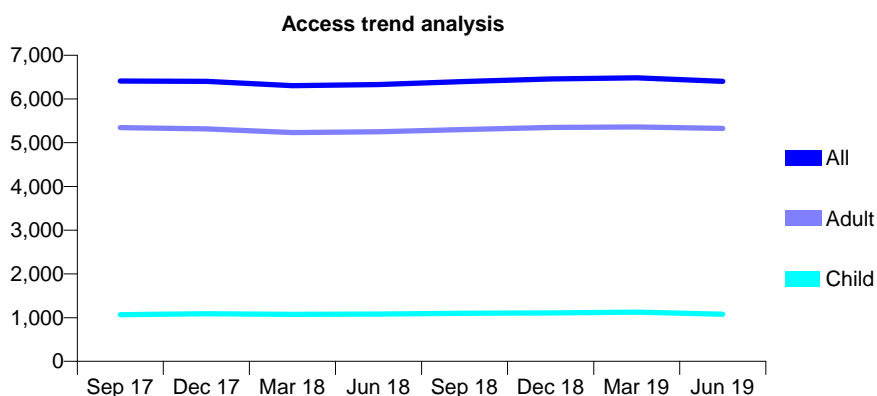
Q56 - Vital Signs At a Glance Contract Report for 827134/0014 - June 2019

Name or company name	MR JG PLUMMER
Contract type name	GDS Contract
Purpose of contract	General and Orthodontic
Contract start date	01/04/2006
Contract end date	

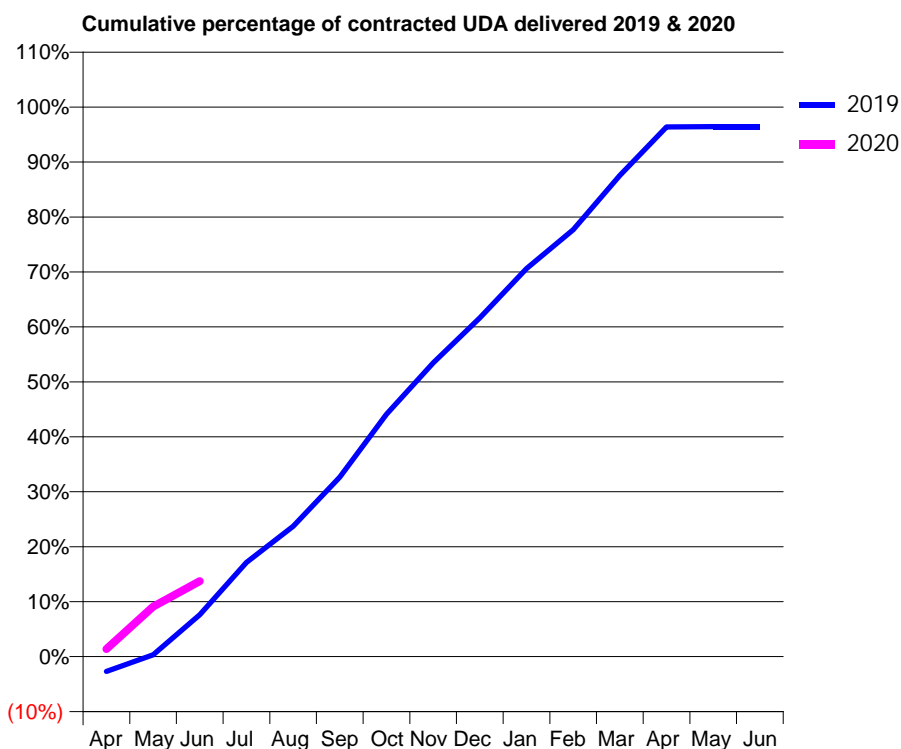
19/20 Contracted general activity (UDA)	15,368
Carry forward general activity (UDA)	0
19/20 Contracted orthodontic activity (UOA)	396
Carry forward orthodontic activity (UOA)	0
Baseline contract value	£529,523.77

ACCESS*

Patients seen in 24 months	Total	Change since previous quarter
Quarter ending June 2018	6,331	
Quarter ending September 2018	6,401	→
Quarter ending December 2018	6,459	→
Quarter ending March 2019	6,484	→
Quarter ending June 2019	6,405	↓
Variance since June 2018	1.2%	→



ACTIVITY



Month	Adjusted Scheduled Activity (UDA)	
	2019	2020
April	-417	213
May	53	1,401
June	1,174	2,109
July	2,635	
August	3,646	
September	5,020	
October	6,777	
November	8,215	
December	9,472	
January	10,852	
February	11,941	
March	13,452	
April	14,813	
May	14,818	
June	14,818	

QUALITY

	Quantity	Base Number	Contract	AT	Region	England
% of FP17s for the same patient ID Re-attending within 3 months - Children	32	335	9.6%	10.1%	11.2%	11.4%
% of FP17s for the same patient ID Re-attending within 3 months - Adults	274	1,588	17.3%	13.6%	14.8%	15.4%
% of FP17s for the same patient ID Re-attending between 3 & 9 months - Children	174	335	51.9%	60.9%	60.9%	59.8%
% of FP17s for the same patient ID Re-attending between 3 & 9 months - Adults	541	1,588	34.1%	50.7%	53.2%	52.1%
% of FP17s for Band 1 Urgent Courses	238	1,268	18.8%	9.1%	8.3%	9.2%
% of FP17s Relating to Free Repair or Replacements	28	1,268	2.2%	0.7%	0.7%	0.7%
% of FP17s Relating to Continuations	13	1,268	1.0%	0.8%	0.8%	0.8%
% of Patients satisfied with the dentistry they have received	3	3	N/A	93.0%	93.2%	93.4%
% of Patients satisfied with the time they had to wait for an appointment	3	3	N/A	87.2%	88.5%	87.6%

* This is based on patients treated on this contract for their most recent course of treatment. Figures in italics indicate the base number of FP17s or Patient Questionnaire responses are less than 100. N/A is shown where the base number of responses is less than 10 during the period. % is calculated as Quantity/Base number*100

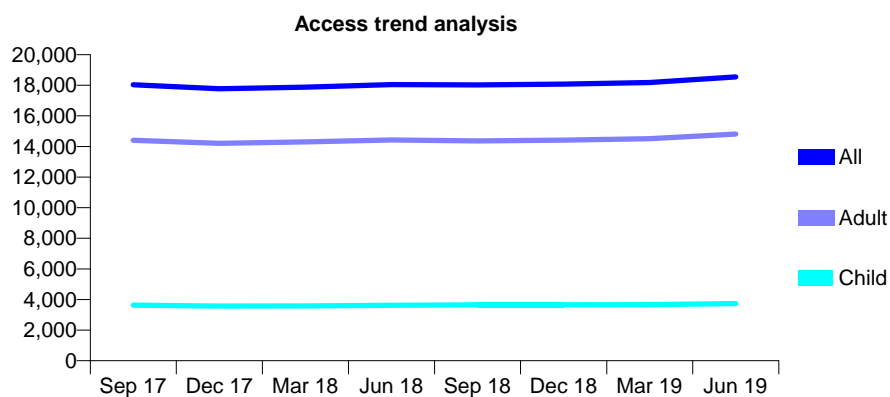
Q56 - Vital Signs At a Glance Contract Report for 827134/0015 - June 2019

Name or company name	MR JG PLUMMER
Contract type name	GDS Contract
Purpose of contract	General and Orthodontic
Contract start date	01/04/2006
Contract end date	

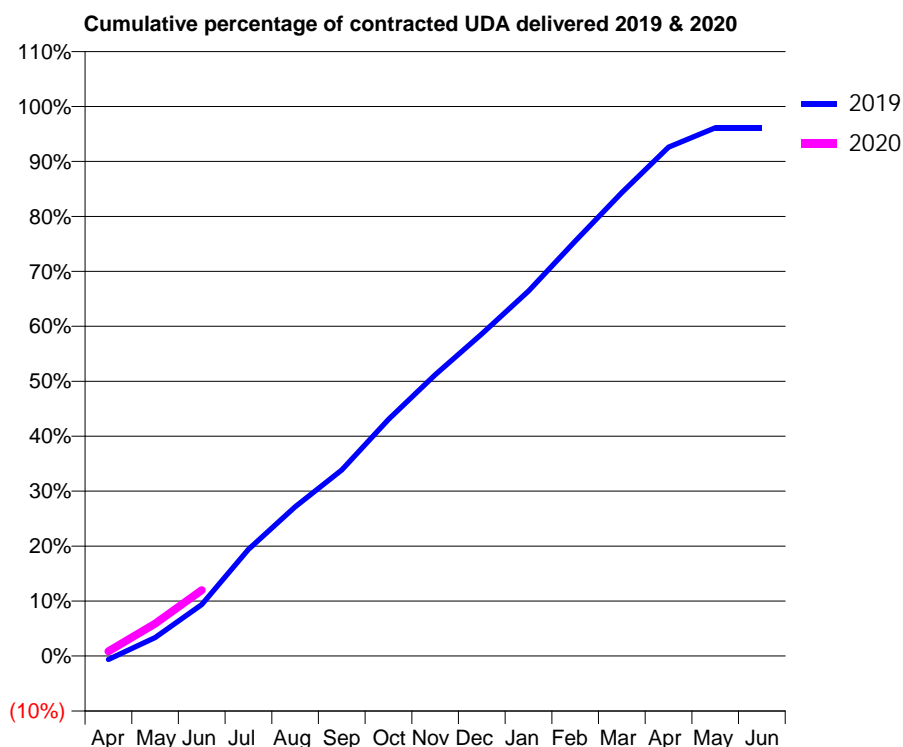
19/20 Contracted general activity (UDA)	51,722
Carry forward general activity (UDA)	0
19/20 Contracted orthodontic activity (UOA)	1,341
Carry forward orthodontic activity (UOA)	0
Baseline contract value	£1,455,973.98

ACCESS*

Patients seen in 24 months	Total	Change since previous quarter
Quarter ending June 2018	18,046	
Quarter ending September 2018	18,023	→
Quarter ending December 2018	18,075	→
Quarter ending March 2019	18,181	→
Quarter ending June 2019	18,552	↑
Variance since June 2018	2.8%	↑



ACTIVITY



Month	Adjusted Scheduled Activity (UDA)	
	2019	2020
April	-333	443
May	1,744	3,061
June	4,833	6,192
July	10,045	
August	14,047	
September	17,511	
October	22,274	
November	26,477	
December	30,320	
January	34,343	
February	39,055	
March	43,605	
April	47,886	
May	49,705	
June	49,707	

QUALITY

	Quantity	Base Number	Contract	AT	Region	England
% of FP17s for the same patient ID Re-attending within 3 months - Children	124	1,293	9.6%	10.1%	11.2%	11.4%
% of FP17s for the same patient ID Re-attending within 3 months - Adults	869	4,965	17.5%	13.6%	14.8%	15.4%
% of FP17s for the same patient ID Re-attending between 3 & 9 months - Children	659	1,293	51.0%	60.9%	60.9%	59.8%
% of FP17s for the same patient ID Re-attending between 3 & 9 months - Adults	1,913	4,965	38.5%	50.7%	53.2%	52.1%
% of FP17s for Band 1 Urgent Courses	653	3,479	18.8%	9.1%	8.3%	9.2%
% of FP17s Relating to Free Repair or Replacements	41	3,479	1.2%	0.7%	0.7%	0.7%
% of FP17s Relating to Continuations	33	3,479	0.9%	0.8%	0.8%	0.8%
% of Patients satisfied with the dentistry they have received	7	7	N/A	93.0%	93.2%	93.4%
% of Patients satisfied with the time they had to wait for an appointment	7	7	N/A	87.2%	88.5%	87.6%

* This is based on patients treated on this contract for their most recent course of treatment. Figures in italics indicate the base number of FP17s or Patient Questionnaire responses are less than 100. N/A is shown where the base number of responses is less than 10 during the period. % is calculated as Quantity/Base number*100

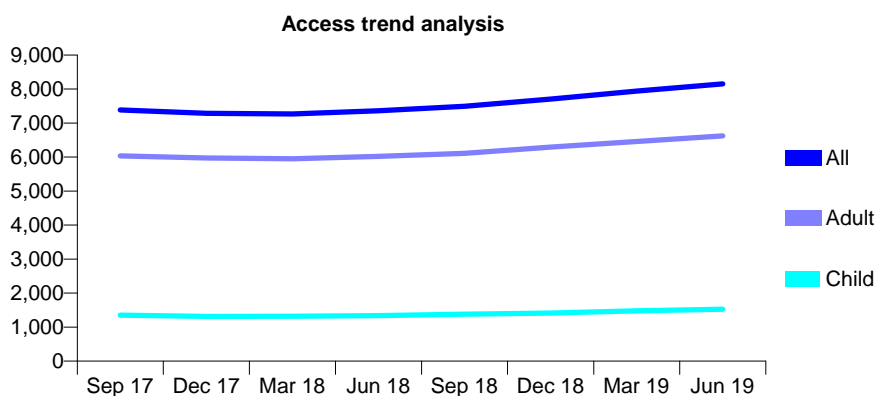
Q56 - Vital Signs At a Glance Contract Report for 827134/0016 - June 2019

Name or company name	MR JG PLUMMER
Contract type name	GDS Contract
Purpose of contract	General and Orthodontic
Contract start date	01/04/2006
Contract end date	

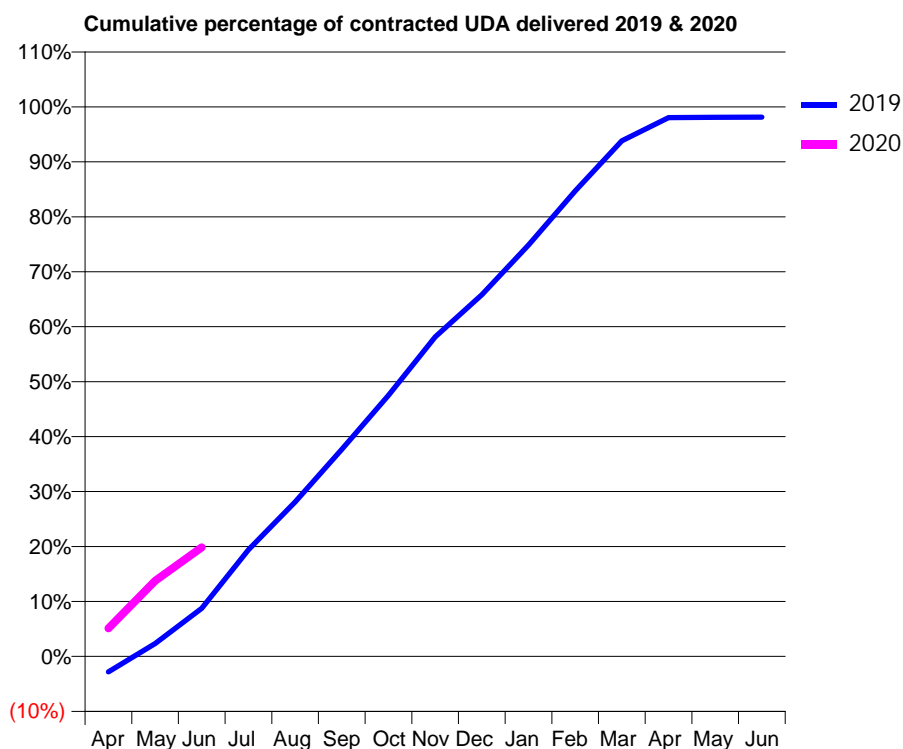
19/20 Contracted general activity (UDA)	20,424
Carry forward general activity (UDA)	0
19/20 Contracted orthodontic activity (UOA)	500
Carry forward orthodontic activity (UOA)	0
Baseline contract value	£646,653.05

ACCESS*

Patients seen in 24 months	Total	Change since previous quarter
Quarter ending June 2018	7,361	
Quarter ending September 2018	7,494	→
Quarter ending December 2018	7,709	↑
Quarter ending March 2019	7,942	↑
Quarter ending June 2019	8,154	↑
Variance since June 2018	10.8%	↑



ACTIVITY



Month	2019	2020
April	-577	1,044
May	479	2,811
June	1,789	4,058
July	3,969	
August	5,739	
September	7,696	
October	9,704	
November	11,872	
December	13,440	
January	15,289	
February	17,302	
March	19,162	
April	20,028	
May	20,035	
June	20,038	

QUALITY

	Quantity	Base Number	Contract	AT	Region	England
% of FP17s for the same patient ID Re-attending within 3 months - Children	37	494	7.5%	10.1%	11.2%	11.4%
% of FP17s for the same patient ID Re-attending within 3 months - Adults	275	2,094	13.1%	13.6%	14.8%	15.4%
% of FP17s for the same patient ID Re-attending between 3 & 9 months - Children	244	494	49.4%	60.9%	60.9%	59.8%
% of FP17s for the same patient ID Re-attending between 3 & 9 months - Adults	833	2,094	39.8%	50.7%	53.2%	52.1%
% of FP17s for Band 1 Urgent Courses	272	2,164	12.6%	9.1%	8.3%	9.2%
% of FP17s Relating to Free Repair or Replacements	55	2,164	2.5%	0.7%	0.7%	0.7%
% of FP17s Relating to Continuations	13	2,164	0.6%	0.8%	0.8%	0.8%
% of Patients satisfied with the dentistry they have received	4	4	N/A	93.0%	93.2%	93.4%
% of Patients satisfied with the time they had to wait for an appointment	4	4	N/A	87.2%	88.5%	87.6%

* This is based on patients treated on this contract for their most recent course of treatment. Figures in italics indicate the base number of FP17s or Patient Questionnaire responses are less than 100. N/A is shown where the base number of responses is less than 10 during the period. % is calculated as Quantity/Base number*100

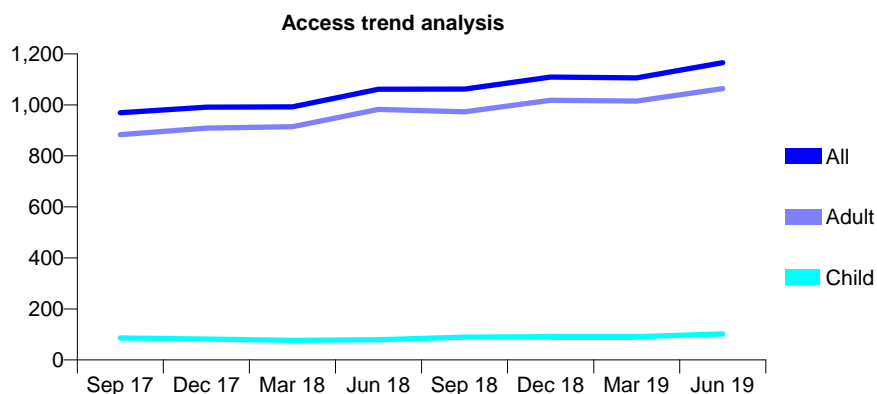
Q56 - Vital Signs At a Glance Contract Report for 827134/0017 - June 2019

Name or company name	MR JG PLUMMER
Contract type name	PDS Contract
Purpose of contract	General
Contract start date	01/02/2008
Contract end date	30/06/2019

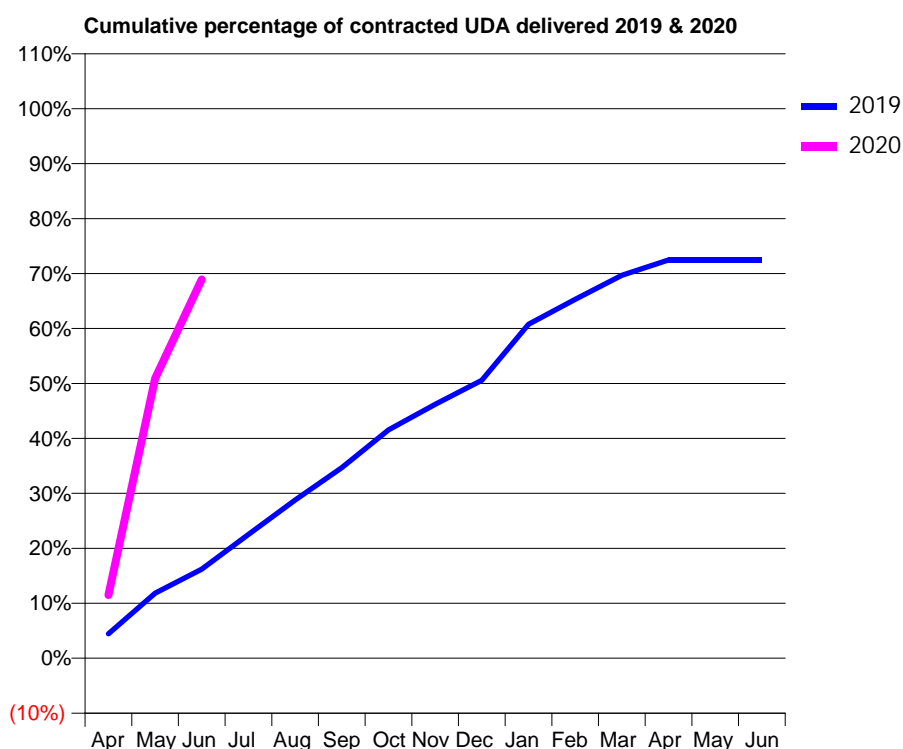
19/20 Contracted general activity (UDA)	700
Carry forward general activity (UDA)	0
19/20 Contracted orthodontic activity (UOA)	0
Carry forward orthodontic activity (UOA)	0
Baseline contract value	£39,538.69

ACCESS*

Patients seen in 24 months	Total	Change since previous quarter
Quarter ending June 2018	1,061	
Quarter ending September 2018	1,062	→
Quarter ending December 2018	1,109	↑
Quarter ending March 2019	1,106	→
Quarter ending June 2019	1,166	↑
Variance since June 2018	9.9%	↑



ACTIVITY



Month	2019	2020
April	125	80
May	331	356
June	454	482
July	631	
August	806	
September	971	
October	1,163	
November	1,294	
December	1,415	
January	1,702	
February	1,829	
March	1,951	
April	2,029	
May	2,029	
June	2,029	

QUALITY

	Quantity	Base Number	Contract	AT	Region	England
% of FP17s for the same patient ID Re-attending within 3 months - Children	1	70	1.4%	10.1%	11.2%	11.4%
% of FP17s for the same patient ID Re-attending within 3 months - Adults	12	399	3.0%	13.6%	14.8%	15.4%
% of FP17s for the same patient ID Re-attending between 3 & 9 months - Children	1	70	1.4%	60.9%	60.9%	59.8%
% of FP17s for the same patient ID Re-attending between 3 & 9 months - Adults	5	399	1.3%	50.7%	53.2%	52.1%
% of FP17s for Band 1 Urgent Courses	402	402	100.0%	9.1%	8.3%	9.2%
% of FP17s Relating to Free Repair or Replacements	0	402	0.0%	0.7%	0.7%	0.7%
% of FP17s Relating to Continuations	0	402	0.0%	0.8%	0.8%	0.8%
% of Patients satisfied with the dentistry they have received	0	0	N/A	93.0%	93.2%	93.4%
% of Patients satisfied with the time they had to wait for an appointment	0	0	N/A	87.2%	88.5%	87.6%

* This is based on patients treated on this contract for their most recent course of treatment.

Figures in italics indicate the base number of FP17s or Patient Questionnaire responses are less than 100. N/A is shown where the base number of responses is less than 10 during the period. % is calculated as Quantity/Base number*100

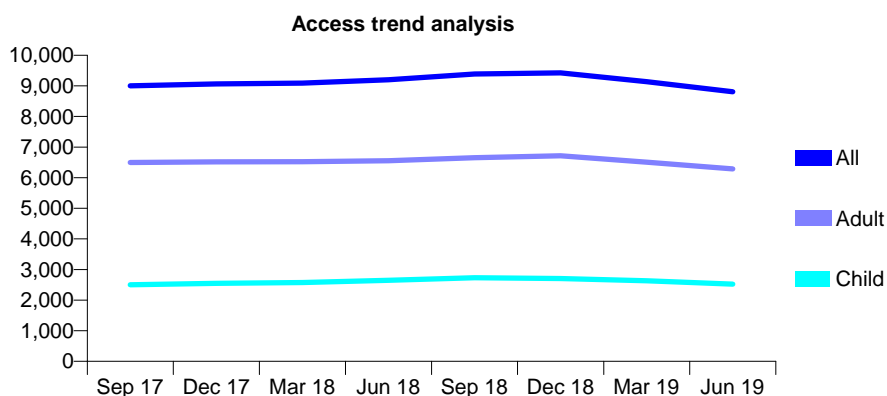
Q56 - Vital Signs At a Glance Contract Report for 836036/0001 - June 2019

Name or company name	MR BS SANGHERA
Contract type name	GDS Contract
Purpose of contract	General
Contract start date	01/04/2006
Contract end date	

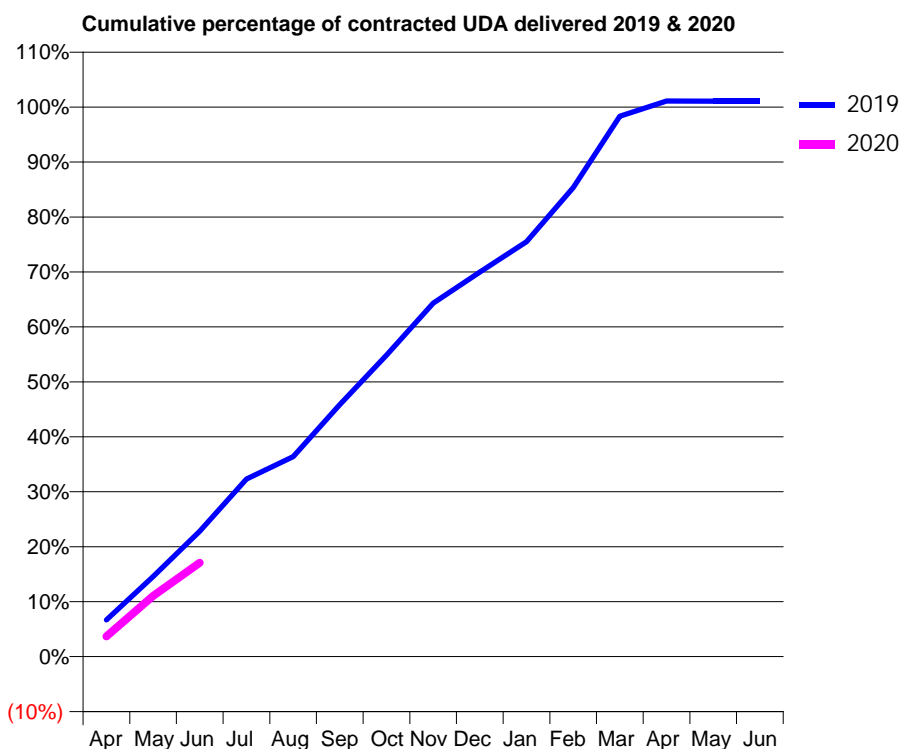
19/20 Contracted general activity (UDA)	31,345
Carry forward general activity (UDA)	0
19/20 Contracted orthodontic activity (UOA)	0
Carry forward orthodontic activity (UOA)	0
Baseline contract value	£794,632.84

ACCESS*

Patients seen in 24 months	Total	Change since previous quarter
Quarter ending June 2018	9,200	
Quarter ending September 2018	9,386	↑
Quarter ending December 2018	9,423	→
Quarter ending March 2019	9,141	↓
Quarter ending June 2019	8,810	↓
Variance since June 2018	(4.2%)	↓



ACTIVITY



Month	Adjusted Scheduled Activity (UDA)	
	2019	2020
April	2,095	1,152
May	4,567	3,466
June	7,152	5,349
July	10,129	
August	11,402	
September	14,373	
October	17,195	
November	20,158	
December	21,936	
January	23,664	
February	26,746	
March	30,827	
April	31,689	
May	31,680	
June	31,680	

QUALITY

	Quantity	Base Number	Contract	AT	Region	England
% of FP17s for the same patient ID Re-attending within 3 months - Children	43	791	5.4%	10.1%	11.2%	11.4%
% of FP17s for the same patient ID Re-attending within 3 months - Adults	210	1,754	12.0%	13.6%	14.8%	15.4%
% of FP17s for the same patient ID Re-attending between 3 & 9 months - Children	609	791	77.0%	60.9%	60.9%	59.8%
% of FP17s for the same patient ID Re-attending between 3 & 9 months - Adults	1,240	1,754	70.7%	50.7%	53.2%	52.1%
% of FP17s for Band 1 Urgent Courses	115	2,226	5.2%	9.1%	8.3%	9.2%
% of FP17s Relating to Free Repair or Replacements	23	2,226	1.0%	0.7%	0.7%	0.7%
% of FP17s Relating to Continuations	15	2,226	0.7%	0.8%	0.8%	0.8%
% of Patients satisfied with the dentistry they have received	8	8	N/A	93.0%	93.2%	93.4%
% of Patients satisfied with the time they had to wait for an appointment	6	8	N/A	87.2%	88.5%	87.6%

* This is based on patients treated on this contract for their most recent course of treatment. Figures in italics indicate the base number of FP17s or Patient Questionnaire responses are less than 100. N/A is shown where the base number of responses is less than 10 during the period. % is calculated as Quantity/Base number*100

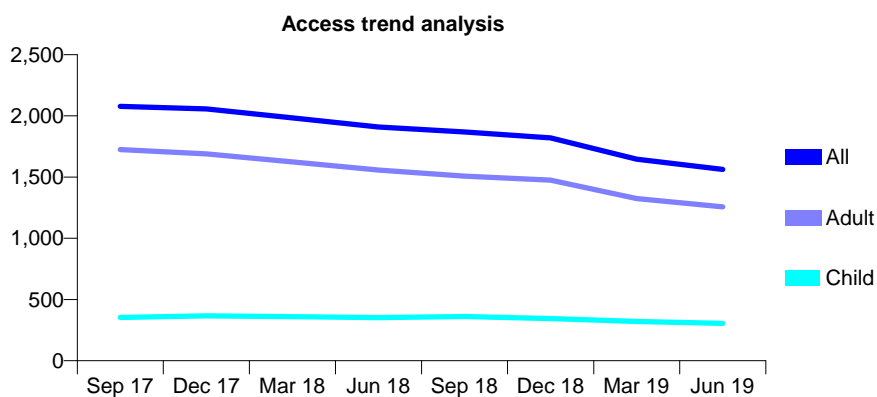
Q56 - Vital Signs At a Glance Contract Report for 836036/0003 - June 2019

Name or company name	MR BS SANGHERA
Contract type name	GDS Contract
Purpose of contract	General
Contract start date	01/07/2015
Contract end date	

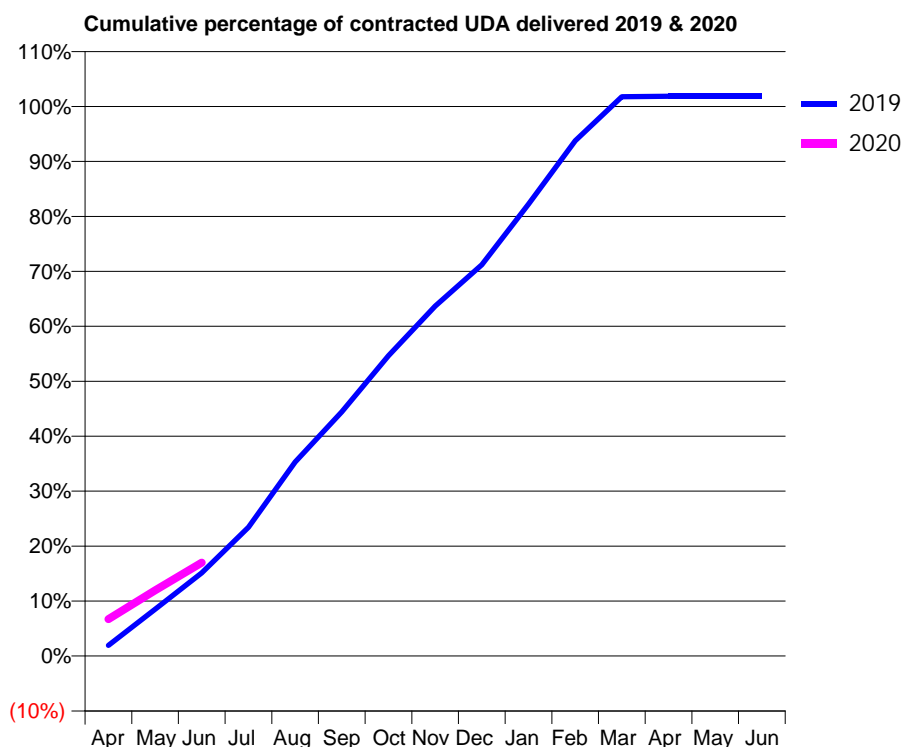
19/20 Contracted general activity (UDA)	4,123
Carry forward general activity (UDA)	0
19/20 Contracted orthodontic activity (UOA)	0
Carry forward orthodontic activity (UOA)	0
Baseline contract value	£152,588.60

ACCESS*

Patients seen in 24 months	Total	Change since previous quarter
Quarter ending June 2018	1,909	
Quarter ending September 2018	1,869	↓
Quarter ending December 2018	1,821	↓
Quarter ending March 2019	1,646	↓
Quarter ending June 2019	1,563	↓
Variance since June 2018	(18.1%)	↓



ACTIVITY



Month	Adjusted Scheduled Activity (UDA)	
	2019	2020
April	81	277
May	351	493
June	624	700
July	966	
August	1,457	
September	1,831	
October	2,253	
November	2,625	
December	2,935	
January	3,390	
February	3,865	
March	4,195	
April	4,200	
May	4,200	
June	4,200	

QUALITY

	Quantity	Base Number	Contract	AT	Region	England
% of FP17s for the same patient ID Re-attending within 3 months - Children	5	72	6.9%	10.1%	11.2%	11.4%
% of FP17s for the same patient ID Re-attending within 3 months - Adults	38	301	12.6%	13.6%	14.8%	15.4%
% of FP17s for the same patient ID Re-attending between 3 & 9 months - Children	39	72	54.2%	60.9%	60.9%	59.8%
% of FP17s for the same patient ID Re-attending between 3 & 9 months - Adults	159	301	52.8%	50.7%	53.2%	52.1%
% of FP17s for Band 1 Urgent Courses	12	369	3.3%	9.1%	8.3%	9.2%
% of FP17s Relating to Free Repair or Replacements	4	369	1.1%	0.7%	0.7%	0.7%
% of FP17s Relating to Continuations	5	369	1.4%	0.8%	0.8%	0.8%
% of Patients satisfied with the dentistry they have received	1	1	N/A	93.0%	93.2%	93.4%
% of Patients satisfied with the time they had to wait for an appointment	1	1	N/A	87.2%	88.5%	87.6%

* This is based on patients treated on this contract for their most recent course of treatment. Figures in italics indicate the base number of FP17s or Patient Questionnaire responses are less than 100. N/A is shown where the base number of responses is less than 10 during the period. % is calculated as Quantity/Base number*100

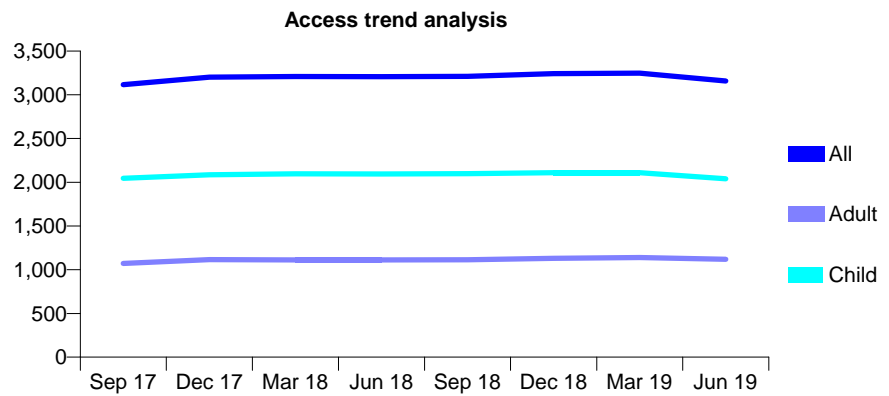
Q56 - Vital Signs At a Glance Contract Report for 839841/0003 - June 2019

Name or company name	Huntingdon House Dental Practice Partners
Contract type name	GDS Contract
Purpose of contract	General
Contract start date	01/04/2006
Contract end date	

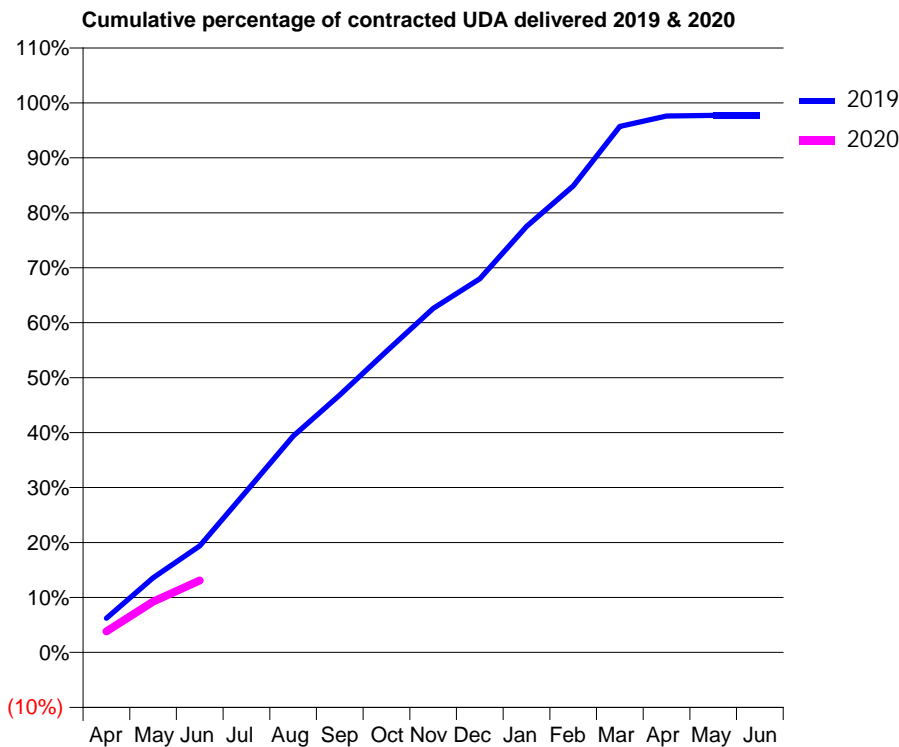
19/20 Contracted general activity (UDA)	9,313
Carry forward general activity (UDA)	0
19/20 Contracted orthodontic activity (UOA)	0
Carry forward orthodontic activity (UOA)	0
Baseline contract value	£235,681.29

ACCESS*

Patients seen in 24 months	Total	Change since previous quarter
Quarter ending June 2018	3,208	
Quarter ending September 2018	3,211	→
Quarter ending December 2018	3,241	→
Quarter ending March 2019	3,247	→
Quarter ending June 2019	3,157	↓
Variance since June 2018	(1.6%)	↓



ACTIVITY



Month	2019	2020
April	579	358
May	1,267	862
June	1,804	1,220
July	2,733	
August	3,668	
September	4,362	
October	5,104	
November	5,829	
December	6,331	
January	7,218	
February	7,904	
March	8,916	
April	9,091	
May	9,100	
June	9,100	

QUALITY

	Quantity	Base Number	Contract	AT	Region	England
% of FP17s for the same patient ID Re-attending within 3 months - Children	43	540	8.0%	10.1%	11.2%	11.4%
% of FP17s for the same patient ID Re-attending within 3 months - Adults	60	203	29.6%	13.6%	14.8%	15.4%
% of FP17s for the same patient ID Re-attending between 3 & 9 months - Children	394	540	73.0%	60.9%	60.9%	59.8%
% of FP17s for the same patient ID Re-attending between 3 & 9 months - Adults	101	203	49.8%	50.7%	53.2%	52.1%
% of FP17s for Band 1 Urgent Courses	45	648	6.9%	9.1%	8.3%	9.2%
% of FP17s Relating to Free Repair or Replacements	0	648	0.0%	0.7%	0.7%	0.7%
% of FP17s Relating to Continuations	0	648	0.0%	0.8%	0.8%	0.8%
% of Patients satisfied with the dentistry they have received	1	1	N/A	93.0%	93.2%	93.4%
% of Patients satisfied with the time they had to wait for an appointment	1	1	N/A	87.2%	88.5%	87.6%

* This is based on patients treated on this contract for their most recent course of treatment. Figures in italics indicate the base number of FP17s or Patient Questionnaire responses are less than 100. N/A is shown where the base number of responses is less than 10 during the period. % is calculated as Quantity/Base number*100

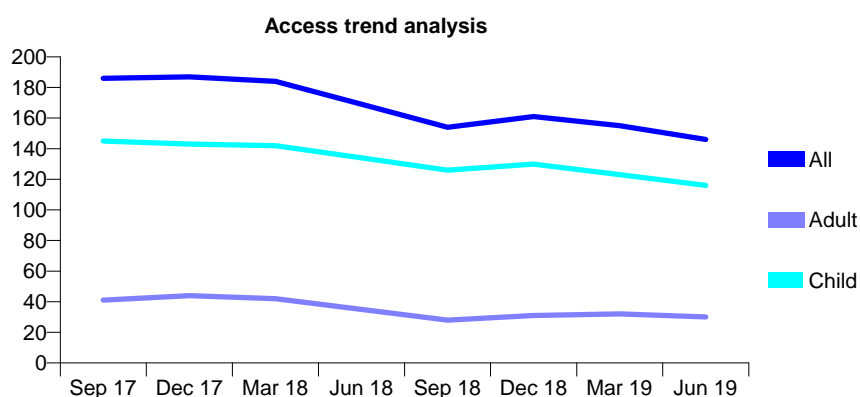
Q56 - Vital Signs At a Glance Contract Report for 840718/0001 - June 2019

Name or company name	MR LS KHANGURA
Contract type name	GDS Contract
Purpose of contract	General
Contract start date	01/04/2006
Contract end date	

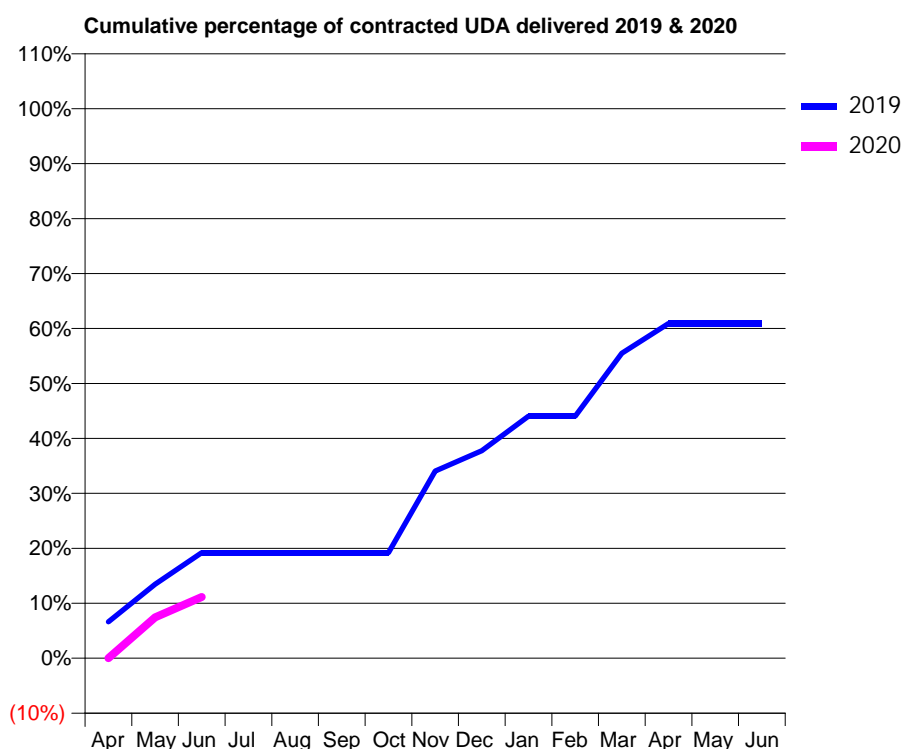
19/20 Contracted general activity (UDA)	350
Carry forward general activity (UDA)	0
19/20 Contracted orthodontic activity (UOA)	0
Carry forward orthodontic activity (UOA)	0
Baseline contract value	£9,460.31

ACCESS*

Patients seen in 24 months	Total	Change since previous quarter
Quarter ending June 2018	169	
Quarter ending September 2018	154	↓
Quarter ending December 2018	161	↑
Quarter ending March 2019	155	↓
Quarter ending June 2019	146	↓
Variance since June 2018	(13.6%)	↓



ACTIVITY



Adjusted Scheduled Activity (UDA)		
Month	2019	2020
April	23	0
May	47	26
June	67	39
July	67	
August	67	
September	67	
October	67	
November	119	
December	132	
January	154	
February	154	
March	194	
April	213	
May	213	
June	213	

QUALITY

	Quantity	Base Number	Contract	AT	Region	England
% of FP17s for the same patient ID Re-attending within 3 months - Children	0	51	0.0%	10.1%	11.2%	11.4%
% of FP17s for the same patient ID Re-attending within 3 months - Adults	0	4	0.0%	13.6%	14.8%	15.4%
% of FP17s for the same patient ID Re-attending between 3 & 9 months - Children	41	51	80.4%	60.9%	60.9%	59.8%
% of FP17s for the same patient ID Re-attending between 3 & 9 months - Adults	4	4	100.0%	50.7%	53.2%	52.1%
% of FP17s for Band 1 Urgent Courses	0	33	0.0%	9.1%	8.3%	9.2%
% of FP17s Relating to Free Repair or Replacements	0	33	0.0%	0.7%	0.7%	0.7%
% of FP17s Relating to Continuations	0	33	0.0%	0.8%	0.8%	0.8%
% of Patients satisfied with the dentistry they have received	0	0	N/A	93.0%	93.2%	93.4%
% of Patients satisfied with the time they had to wait for an appointment	0	0	N/A	87.2%	88.5%	87.6%

* This is based on patients treated on this contract for their most recent course of treatment.

Figures in italics indicate the base number of FP17s or Patient Questionnaire responses are less than 100. N/A is shown where the base number of responses is less than 10 during the period. % is calculated as Quantity/Base number*100

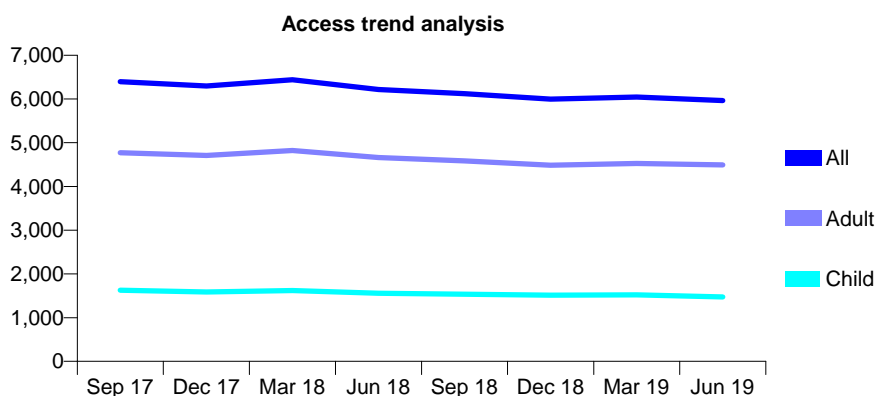
Q56 - Vital Signs At a Glance Contract Report for 842281/0002 - June 2019

Name or company name	MR PS ROLFE
Contract type name	GDS Contract
Purpose of contract	General
Contract start date	16/12/2007
Contract end date	

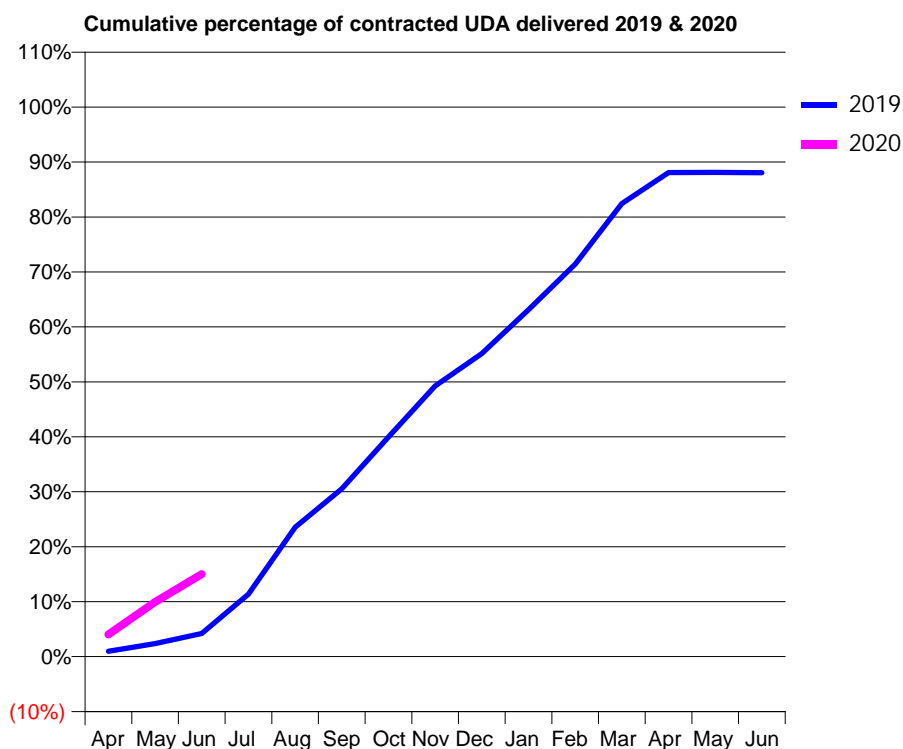
19/20 Contracted general activity (UDA)	19,749
Carry forward general activity (UDA)	0
19/20 Contracted orthodontic activity (UOA)	0
Carry forward orthodontic activity (UOA)	0
Baseline contract value	£543,881.67

ACCESS*

Patients seen in 24 months	Total	Change since previous quarter
Quarter ending June 2018	6,219	
Quarter ending September 2018	6,122	↓
Quarter ending December 2018	5,998	↓
Quarter ending March 2019	6,044	→
Quarter ending June 2019	5,965	↓
Variance since June 2018	(4.1%)	↓



ACTIVITY



Month	Adjusted Scheduled Activity (UDA)	
	2019	2020
April	195	798
May	472	1,968
June	833	2,966
July	2,247	
August	4,651	
September	6,031	
October	7,894	
November	9,726	
December	10,891	
January	12,467	
February	14,108	
March	16,276	
April	17,394	
May	17,398	
June	17,389	

QUALITY

	Quantity	Base Number	Contract	AT	Region	England
% of FP17s for the same patient ID Re-attending within 3 months - Children	77	538	14.3%	10.1%	11.2%	11.4%
% of FP17s for the same patient ID Re-attending within 3 months - Adults	287	1,372	20.9%	13.6%	14.8%	15.4%
% of FP17s for the same patient ID Re-attending between 3 & 9 months - Children	344	538	63.9%	60.9%	60.9%	59.8%
% of FP17s for the same patient ID Re-attending between 3 & 9 months - Adults	684	1,372	49.9%	50.7%	53.2%	52.1%
% of FP17s for Band 1 Urgent Courses	116	1,483	7.8%	9.1%	8.3%	9.2%
% of FP17s Relating to Free Repair or Replacements	6	1,483	0.4%	0.7%	0.7%	0.7%
% of FP17s Relating to Continuations	5	1,483	0.3%	0.8%	0.8%	0.8%
% of Patients satisfied with the dentistry they have received	1	1	N/A	93.0%	93.2%	93.4%
% of Patients satisfied with the time they had to wait for an appointment	1	1	N/A	87.2%	88.5%	87.6%

* This is based on patients treated on this contract for their most recent course of treatment. Figures in italics indicate the base number of FP17s or Patient Questionnaire responses are less than 100. N/A is shown where the base number of responses is less than 10 during the period. % is calculated as Quantity/Base number*100

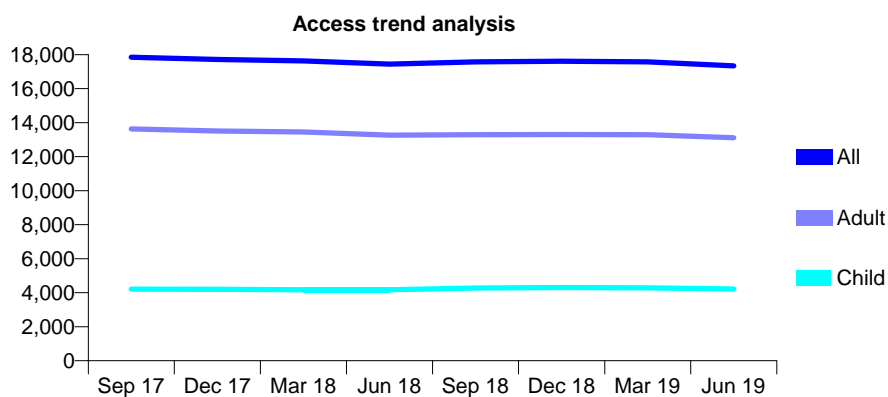
Q56 - Vital Signs At a Glance Contract Report for 843059/0001 - June 2019

Name or company name	Mr S Camderman and M Birgani
Contract type name	GDS Contract
Purpose of contract	General
Contract start date	01/04/2006
Contract end date	

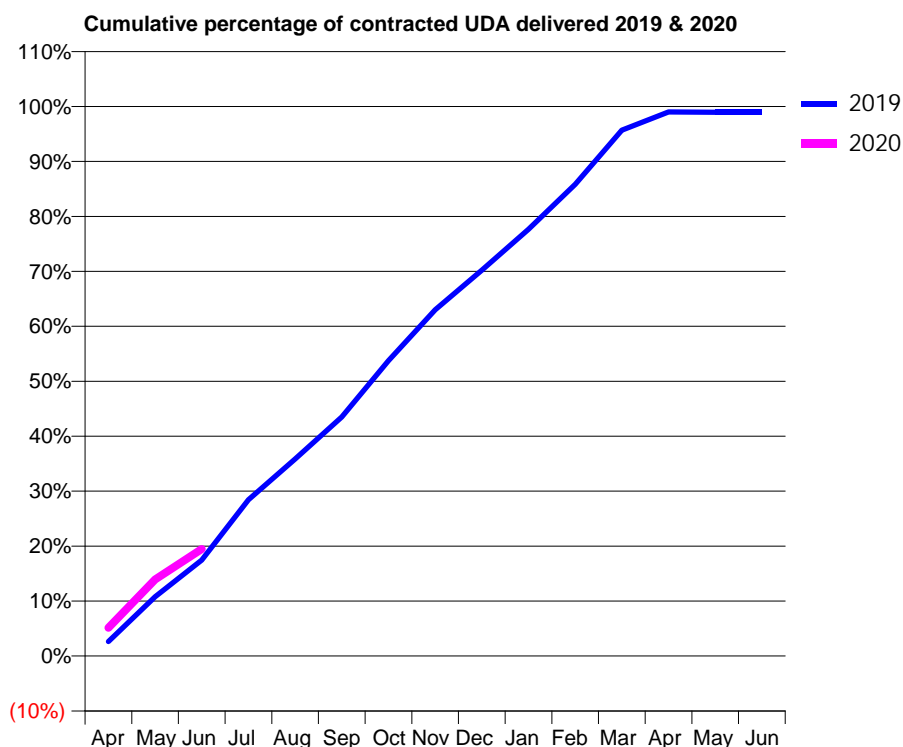
19/20 Contracted general activity (UDA)	46,679
Carry forward general activity (UDA)	0
19/20 Contracted orthodontic activity (UOA)	0
Carry forward orthodontic activity (UOA)	0
Baseline contract value	£1,312,244.91

ACCESS*

Patients seen in 24 months	Total	Change since previous quarter
Quarter ending June 2018	17,447	
Quarter ending September 2018	17,571	→
Quarter ending December 2018	17,612	→
Quarter ending March 2019	17,582	→
Quarter ending June 2019	17,339	↓
Variance since June 2018	(0.6%)	→



ACTIVITY



Month	Adjusted Scheduled Activity (UDA)	
	2019	2020
April	1,233	2,394
May	5,036	6,509
June	8,146	9,088
July	13,267	
August	16,742	
September	20,306	
October	25,081	
November	29,416	
December	32,769	
January	36,255	
February	40,069	
March	44,663	
April	46,216	
May	46,193	
June	46,190	

QUALITY

	Quantity	Base Number	Contract	AT	Region	England
% of FP17s for the same patient ID Re-attending within 3 months - Children	72	1,452	5.0%	10.1%	11.2%	11.4%
% of FP17s for the same patient ID Re-attending within 3 months - Adults	495	4,284	11.6%	13.6%	14.8%	15.4%
% of FP17s for the same patient ID Re-attending between 3 & 9 months - Children	930	1,452	64.0%	60.9%	60.9%	59.8%
% of FP17s for the same patient ID Re-attending between 3 & 9 months - Adults	2,691	4,284	62.8%	50.7%	53.2%	52.1%
% of FP17s for Band 1 Urgent Courses	245	4,995	4.9%	9.1%	8.3%	9.2%
% of FP17s Relating to Free Repair or Replacements	29	4,995	0.6%	0.7%	0.7%	0.7%
% of FP17s Relating to Continuations	31	4,995	0.6%	0.8%	0.8%	0.8%
% of Patients satisfied with the dentistry they have received	6	7	N/A	93.0%	93.2%	93.4%
% of Patients satisfied with the time they had to wait for an appointment	6	7	N/A	87.2%	88.5%	87.6%

* This is based on patients treated on this contract for their most recent course of treatment. Figures in italics indicate the base number of FP17s or Patient Questionnaire responses are less than 100. N/A is shown where the base number of responses is less than 10 during the period. % is calculated as Quantity/Base number*100

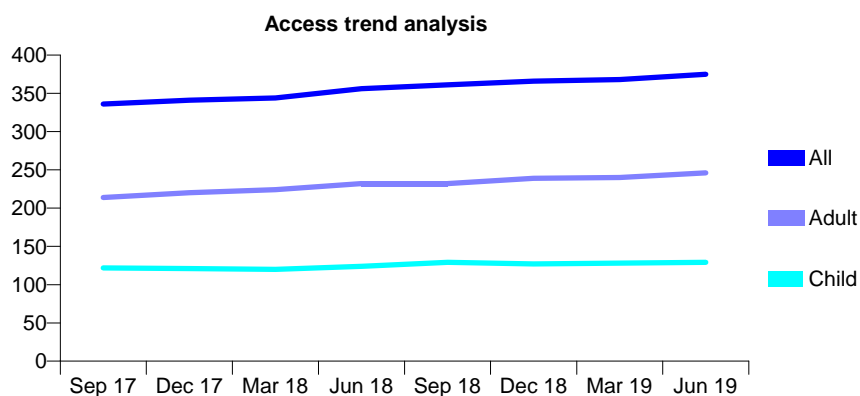
Q56 - Vital Signs At a Glance Contract Report for 847151/0001 - June 2019

Name or company name	MR RB DE VILLIERS
Contract type name	GDS Contract
Purpose of contract	General
Contract start date	01/04/2006
Contract end date	

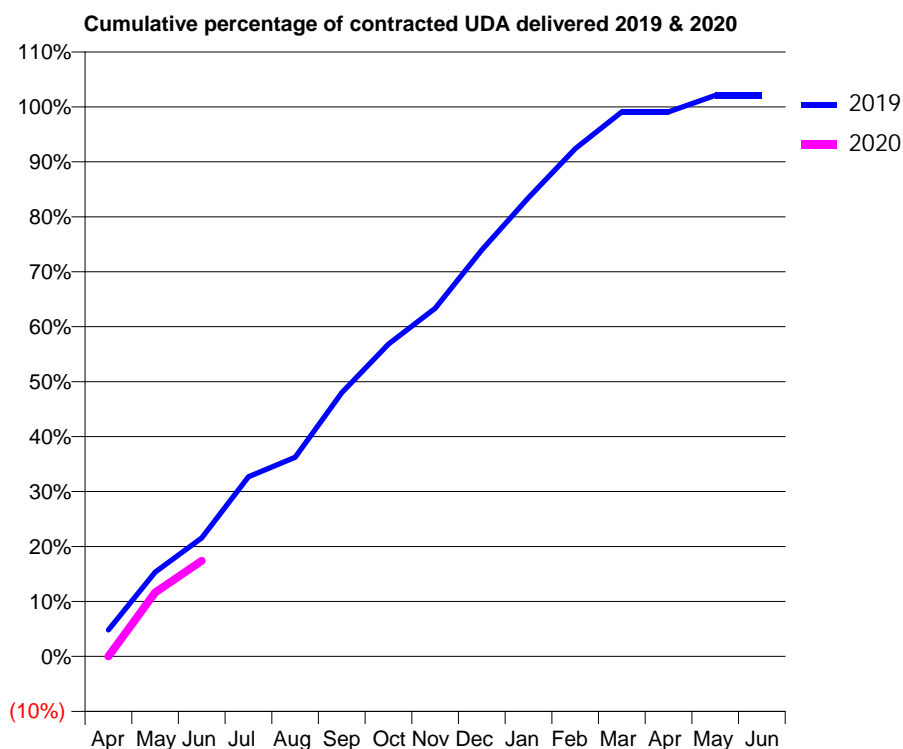
19/20 Contracted general activity (UDA)	1,081
Carry forward general activity (UDA)	0
19/20 Contracted orthodontic activity (UOA)	0
Carry forward orthodontic activity (UOA)	0
Baseline contract value	£25,686.23

ACCESS*

Patients seen in 24 months	Total	Change since previous quarter
Quarter ending June 2018	356	
Quarter ending September 2018	361	→
Quarter ending December 2018	366	→
Quarter ending March 2019	368	→
Quarter ending June 2019	375	→
Variance since June 2018	5.3%	↑



ACTIVITY



Month	Adjusted Scheduled Activity (UDA)	
	2019	2020
April	52	0
May	166	126
June	233	188
July	354	
August	392	
September	519	
October	614	
November	685	
December	799	
January	902	
February	999	
March	1,071	
April	1,071	
May	1,104	
June	1,104	

QUALITY

	Quantity	Base Number	Contract	AT	Region	England
% of FP17s for the same patient ID Re-attending within 3 months - Children	2	47	4.3%	10.1%	11.2%	11.4%
% of FP17s for the same patient ID Re-attending within 3 months - Adults	12	95	12.6%	13.6%	14.8%	15.4%
% of FP17s for the same patient ID Re-attending between 3 & 9 months - Children	33	47	70.2%	60.9%	60.9%	59.8%
% of FP17s for the same patient ID Re-attending between 3 & 9 months - Adults	66	95	69.5%	50.7%	53.2%	52.1%
% of FP17s for Band 1 Urgent Courses	11	118	9.3%	9.1%	8.3%	9.2%
% of FP17s Relating to Free Repair or Replacements	0	118	0.0%	0.7%	0.7%	0.7%
% of FP17s Relating to Continuations	0	118	0.0%	0.8%	0.8%	0.8%
% of Patients satisfied with the dentistry they have received	1	1	N/A	93.0%	93.2%	93.4%
% of Patients satisfied with the time they had to wait for an appointment	1	1	N/A	87.2%	88.5%	87.6%

* This is based on patients treated on this contract for their most recent course of treatment. Figures in italics indicate the base number of FP17s or Patient Questionnaire responses are less than 100. N/A is shown where the base number of responses is less than 10 during the period. % is calculated as Quantity/Base number*100

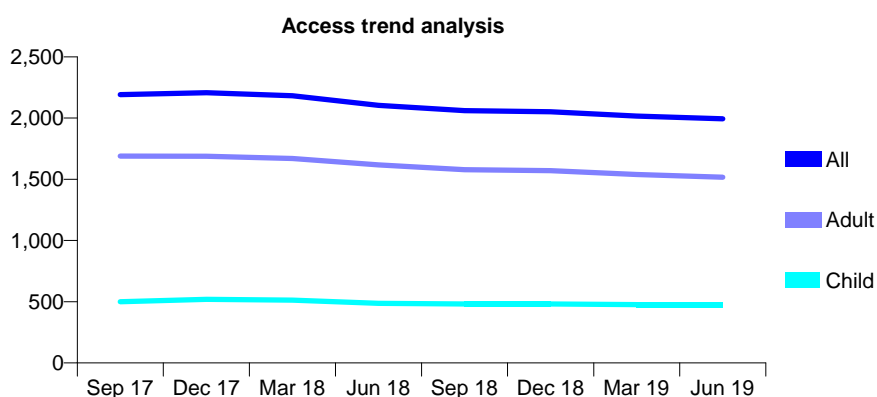
Q56 - Vital Signs At a Glance Contract Report for 855847/0001 - June 2019

Name or company name	MR A BEHNIA
Contract type name	GDS Contract
Purpose of contract	General
Contract start date	01/08/2006
Contract end date	

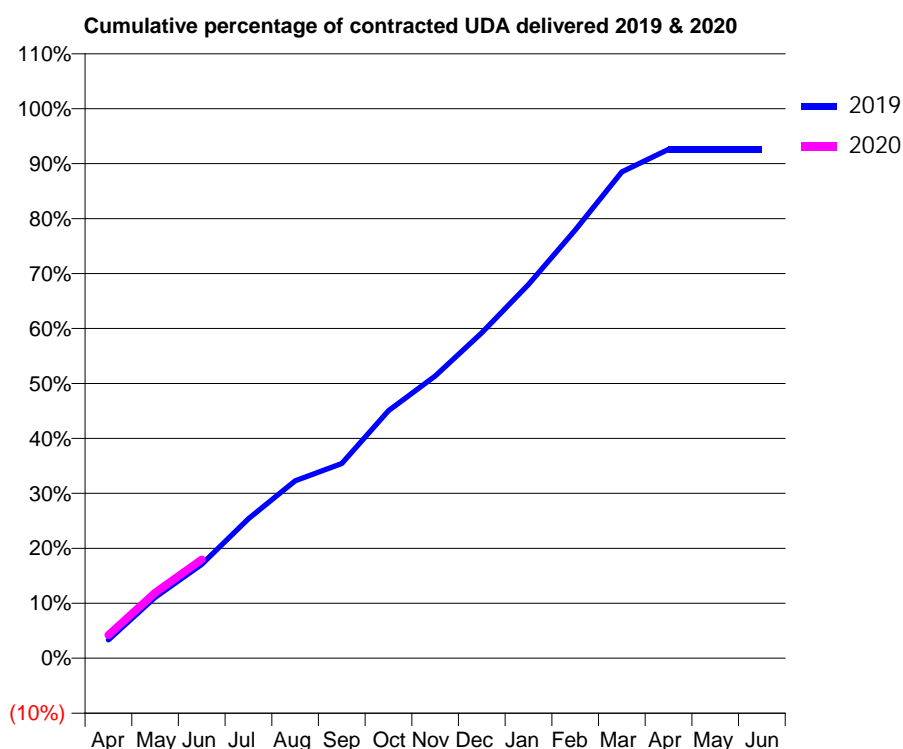
19/20 Contracted general activity (UDA)	5,679
Carry forward general activity (UDA)	0
19/20 Contracted orthodontic activity (UOA)	0
Carry forward orthodontic activity (UOA)	0
Baseline contract value	£135,252.76

ACCESS*

Patients seen in 24 months	Total	Change since previous quarter
Quarter ending June 2018	2,104	
Quarter ending September 2018	2,060	↓
Quarter ending December 2018	2,052	→
Quarter ending March 2019	2,017	↓
Quarter ending June 2019	1,994	↓
Variance since June 2018	(5.2%)	↓



ACTIVITY



Month	2019	2020
April	189	239
May	629	677
June	971	1,019
July	1,443	
August	1,834	
September	2,013	
October	2,557	
November	2,917	
December	3,364	
January	3,862	
February	4,424	
March	5,025	
April	5,258	
May	5,258	
June	5,258	

QUALITY

	Quantity	Base Number	Contract	AT	Region	England
% of FP17s for the same patient ID Re-attending within 3 months - Children	8	168	4.8%	10.1%	11.2%	11.4%
% of FP17s for the same patient ID Re-attending within 3 months - Adults	36	508	7.1%	13.6%	14.8%	15.4%
% of FP17s for the same patient ID Re-attending between 3 & 9 months - Children	106	168	63.1%	60.9%	60.9%	59.8%
% of FP17s for the same patient ID Re-attending between 3 & 9 months - Adults	370	508	72.8%	50.7%	53.2%	52.1%
% of FP17s for Band 1 Urgent Courses	2	565	0.4%	9.1%	8.3%	9.2%
% of FP17s Relating to Free Repair or Replacements	0	565	0.0%	0.7%	0.7%	0.7%
% of FP17s Relating to Continuations	0	565	0.0%	0.8%	0.8%	0.8%
% of Patients satisfied with the dentistry they have received	0	0	N/A	93.0%	93.2%	93.4%
% of Patients satisfied with the time they had to wait for an appointment	0	0	N/A	87.2%	88.5%	87.6%

* This is based on patients treated on this contract for their most recent course of treatment.

Figures in italics indicate the base number of FP17s or Patient Questionnaire responses are less than 100. N/A is shown where the base number of responses is less than 10 during the period. % is calculated as Quantity/Base number*100

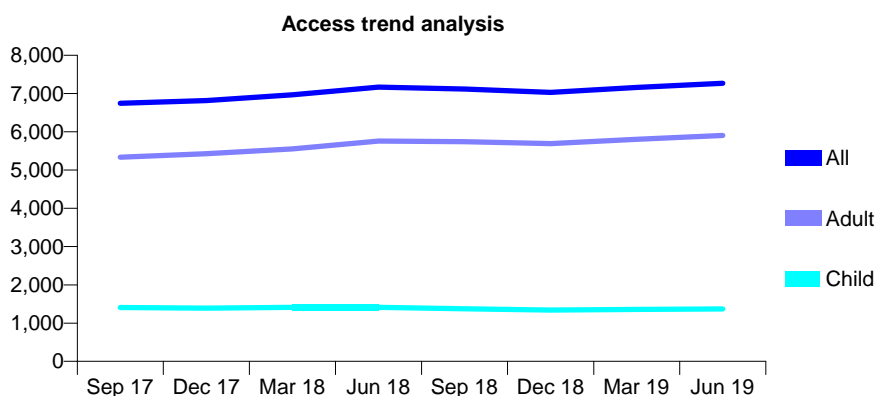
Q56 - Vital Signs At a Glance Contract Report for 883840/0001 - June 2019

Name or company name	MS I PODDAR
Contract type name	GDS Contract
Purpose of contract	General
Contract start date	01/08/2014
Contract end date	

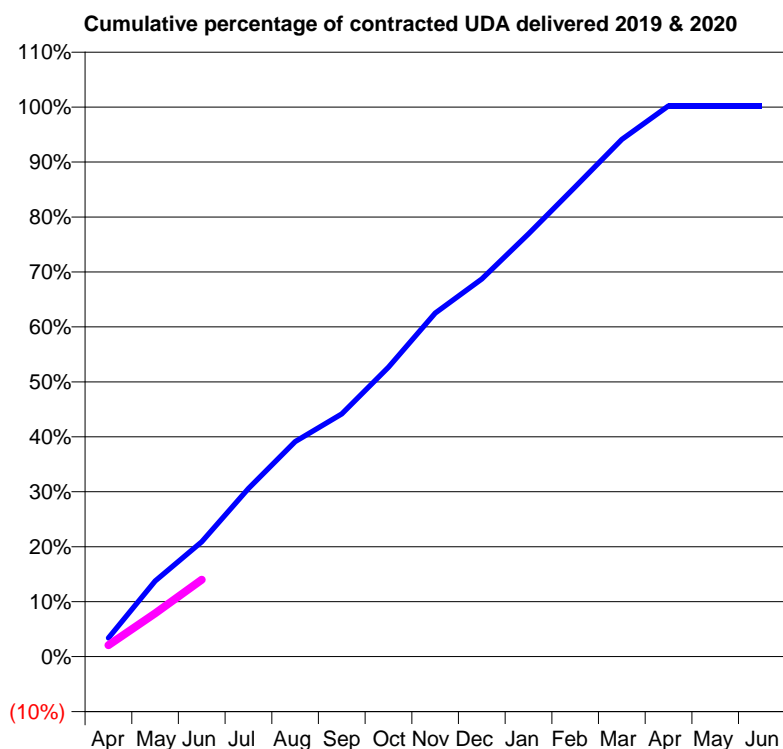
19/20 Contracted general activity (UDA)	21,000
Carry forward general activity (UDA)	0
19/20 Contracted orthodontic activity (UOA)	0
Carry forward orthodontic activity (UOA)	0
Baseline contract value	£462,304.36

ACCESS*

Patients seen in 24 months	Total	Change since previous quarter
Quarter ending June 2018	7,168	
Quarter ending September 2018	7,115	→
Quarter ending December 2018	7,029	↓
Quarter ending March 2019	7,158	→
Quarter ending June 2019	7,271	→
Variance since June 2018	1.4%	→



ACTIVITY



Month	Adjusted Scheduled Activity (UDA)	
	2019	2020
April	711	443
May	2,893	1,653
June	4,388	2,937
July	6,424	
August	8,219	
September	9,271	
October	11,063	
November	13,132	
December	14,432	
January	16,150	
February	17,953	
March	19,766	
April	21,050	
May	21,050	
June	21,047	

QUALITY

	Quantity	Base Number	Contract	AT	Region	England
% of FP17s for the same patient ID Re-attending within 3 months - Children	23	433	5.3%	10.1%	11.2%	11.4%
% of FP17s for the same patient ID Re-attending within 3 months - Adults	182	1,685	10.8%	13.6%	14.8%	15.4%
% of FP17s for the same patient ID Re-attending between 3 & 9 months - Children	248	433	57.3%	60.9%	60.9%	59.8%
% of FP17s for the same patient ID Re-attending between 3 & 9 months - Adults	777	1,685	46.1%	50.7%	53.2%	52.1%
% of FP17s for Band 1 Urgent Courses	90	1,648	5.5%	9.1%	8.3%	9.2%
% of FP17s Relating to Free Repair or Replacements	24	1,648	1.5%	0.7%	0.7%	0.7%
% of FP17s Relating to Continuations	10	1,648	0.6%	0.8%	0.8%	0.8%
% of Patients satisfied with the dentistry they have received	2	3	N/A	93.0%	93.2%	93.4%
% of Patients satisfied with the time they had to wait for an appointment	2	3	N/A	87.2%	88.5%	87.6%

* This is based on patients treated on this contract for their most recent course of treatment. Figures in italics indicate the base number of FP17s or Patient Questionnaire responses are less than 100. N/A is shown where the base number of responses is less than 10 during the period. % is calculated as Quantity/Base number*100

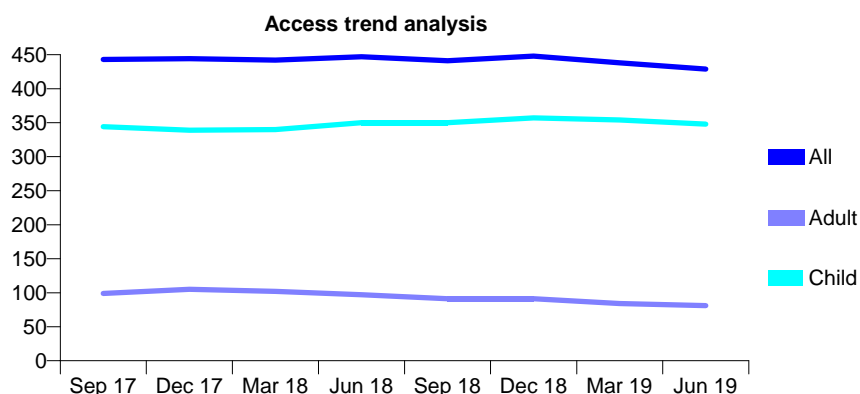
Q56 - Vital Signs At a Glance Contract Report for 904945/0001 - June 2019

Name or company name	MR GV SHAW
Contract type name	GDS Contract
Purpose of contract	General
Contract start date	01/04/2006
Contract end date	

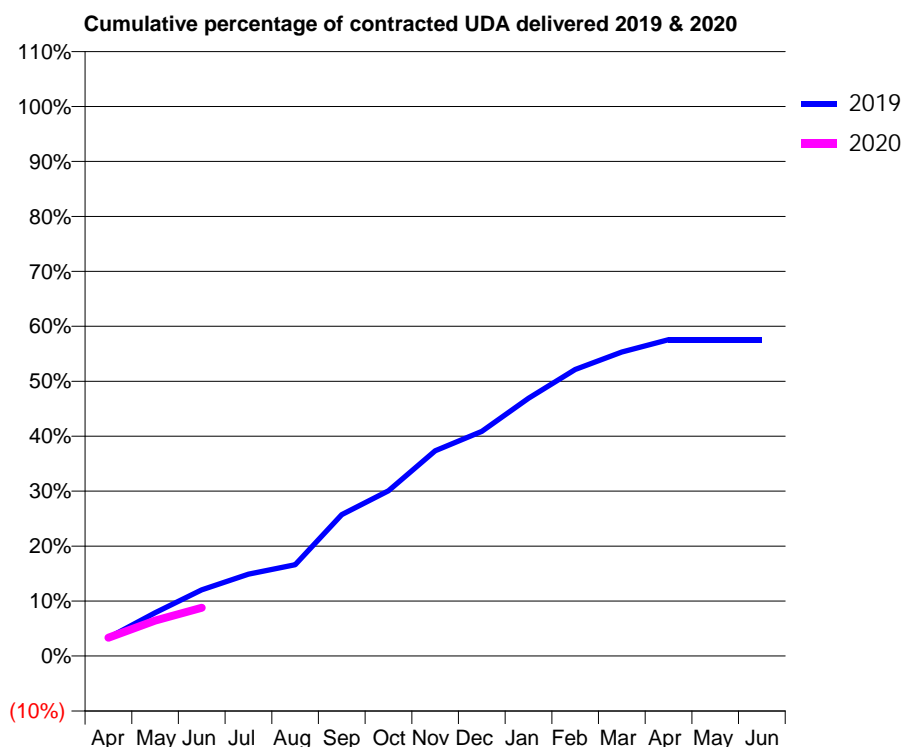
19/20 Contracted general activity (UDA)	1,586
Carry forward general activity (UDA)	0
19/20 Contracted orthodontic activity (UOA)	0
Carry forward orthodontic activity (UOA)	0
Baseline contract value	£42,379.22

ACCESS*

Patients seen in 24 months	Total	Change since previous quarter
Quarter ending June 2018	447	
Quarter ending September 2018	441	↓
Quarter ending December 2018	448	→
Quarter ending March 2019	438	↓
Quarter ending June 2019	429	↓
Variance since June 2018	(4.0%)	↓



ACTIVITY



Month	Adjusted Scheduled Activity (UDA)	
	2019	2020
April	53	53
May	125	102
June	191	139
July	236	
August	264	
September	408	
October	477	
November	592	
December	648	
January	744	
February	827	
March	877	
April	913	
May	913	
June	913	

QUALITY

	Quantity	Base Number	Contract	AT	Region	England
% of FP17s for the same patient ID Re-attending within 3 months - Children	10	118	8.5%	10.1%	11.2%	11.4%
% of FP17s for the same patient ID Re-attending within 3 months - Adults	0	5	0.0%	13.6%	14.8%	15.4%
% of FP17s for the same patient ID Re-attending between 3 & 9 months - Children	84	118	71.2%	60.9%	60.9%	59.8%
% of FP17s for the same patient ID Re-attending between 3 & 9 months - Adults	4	5	80.0%	50.7%	53.2%	52.1%
% of FP17s for Band 1 Urgent Courses	1	103	1.0%	9.1%	8.3%	9.2%
% of FP17s Relating to Free Repair or Replacements	0	103	0.0%	0.7%	0.7%	0.7%
% of FP17s Relating to Continuations	0	103	0.0%	0.8%	0.8%	0.8%
% of Patients satisfied with the dentistry they have received	0	0	N/A	93.0%	93.2%	93.4%
% of Patients satisfied with the time they had to wait for an appointment	0	0	N/A	87.2%	88.5%	87.6%

* This is based on patients treated on this contract for their most recent course of treatment. Figures in italics indicate the base number of FP17s or Patient Questionnaire responses are less than 100. N/A is shown where the base number of responses is less than 10 during the period. % is calculated as Quantity/Base number*100

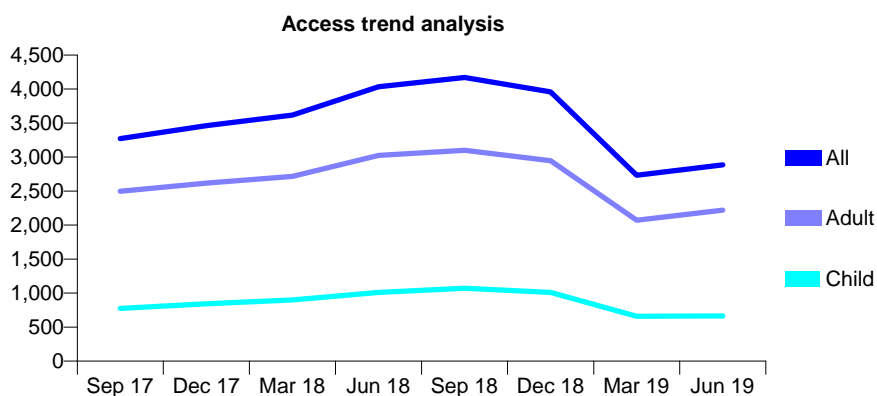
Q56 - Vital Signs At a Glance Contract Report for 905941/0001 - June 2019

Name or company name	Dental Surgery
Contract type name	GDS Contract
Purpose of contract	General and Orthodontic
Contract start date	01/04/2006
Contract end date	

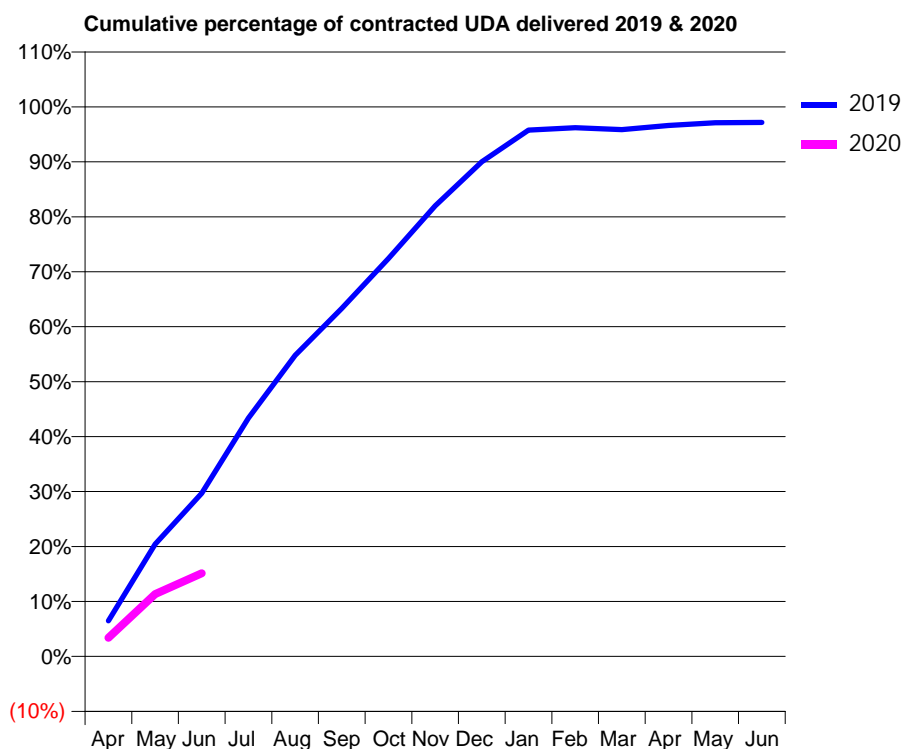
19/20 Contracted general activity (UDA)	11,609
Carry forward general activity (UDA)	0
19/20 Contracted orthodontic activity (UOA)	68
Carry forward orthodontic activity (UOA)	0
Baseline contract value	£349,184.81

ACCESS*

Patients seen in 24 months	Total	Change since previous quarter
Quarter ending June 2018	4,034	
Quarter ending September 2018	4,172	↑
Quarter ending December 2018	3,959	↓
Quarter ending March 2019	2,732	↓
Quarter ending June 2019	2,886	↑
Variance since June 2018	(28.5%)	↓



ACTIVITY



Month	Adjusted Scheduled Activity (UDA)	
	2019	2020
April	690	394
May	2,173	1,318
June	3,160	1,757
July	4,615	
August	5,831	
September	6,739	
October	7,704	
November	8,724	
December	9,576	
January	10,190	
February	10,237	
March	10,198	
April	10,282	
May	10,332	
June	10,339	

QUALITY

	Quantity	Base Number	Contract	AT	Region	England
% of FP17s for the same patient ID Re-attending within 3 months - Children	6	231	2.6%	10.1%	11.2%	11.4%
% of FP17s for the same patient ID Re-attending within 3 months - Adults	30	658	4.6%	13.6%	14.8%	15.4%
% of FP17s for the same patient ID Re-attending between 3 & 9 months - Children	116	231	50.2%	60.9%	60.9%	59.8%
% of FP17s for the same patient ID Re-attending between 3 & 9 months - Adults	179	658	27.2%	50.7%	53.2%	52.1%
% of FP17s for Band 1 Urgent Courses	111	846	13.1%	9.1%	8.3%	9.2%
% of FP17s Relating to Free Repair or Replacements	0	846	0.0%	0.7%	0.7%	0.7%
% of FP17s Relating to Continuations	1	846	0.1%	0.8%	0.8%	0.8%
% of Patients satisfied with the dentistry they have received	2	2	N/A	93.0%	93.2%	93.4%
% of Patients satisfied with the time they had to wait for an appointment	2	2	N/A	87.2%	88.5%	87.6%

* This is based on patients treated on this contract for their most recent course of treatment. Figures in italics indicate the base number of FP17s or Patient Questionnaire responses are less than 100. N/A is shown where the base number of responses is less than 10 during the period. % is calculated as Quantity/Base number*100

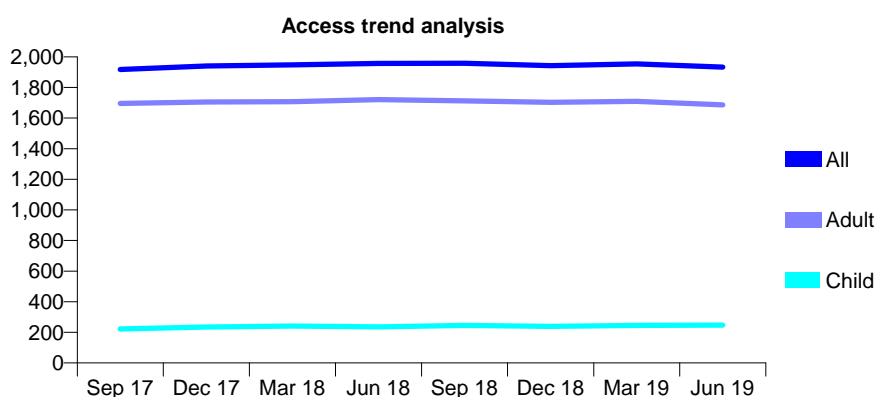
Q56 - Vital Signs At a Glance Contract Report for 906247/0001 - June 2019

Name or company name	Brook Lane Dental Practice
Contract type name	GDS Contract
Purpose of contract	General
Contract start date	01/04/2006
Contract end date	

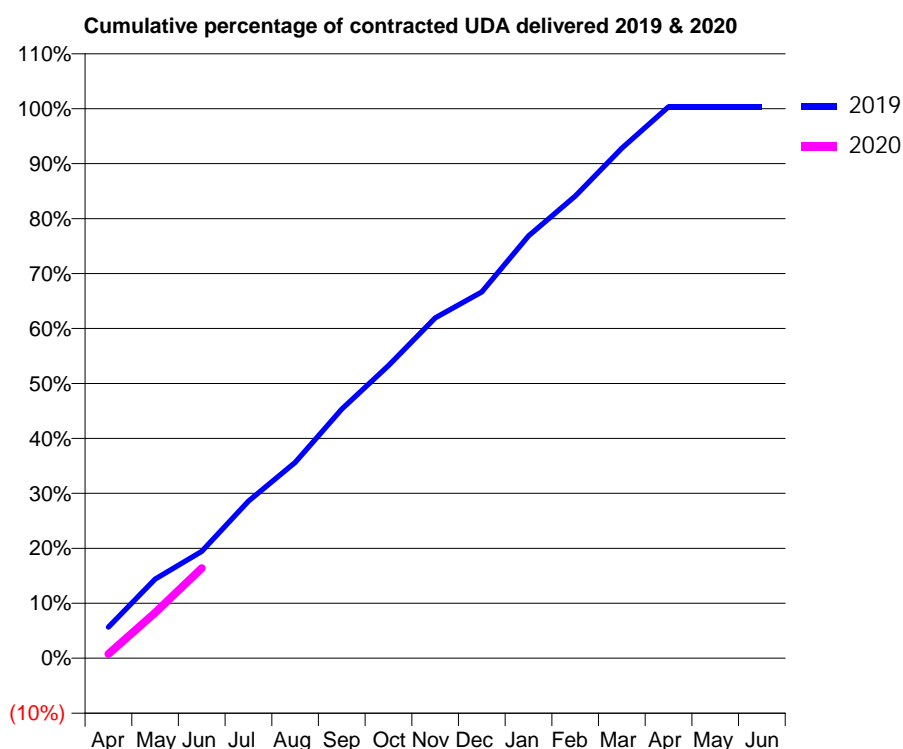
19/20 Contracted general activity (UDA)	5,493
Carry forward general activity (UDA)	0
19/20 Contracted orthodontic activity (UOA)	0
Carry forward orthodontic activity (UOA)	0
Baseline contract value	£120,868.77

ACCESS*

Patients seen in 24 months	Total	Change since previous quarter
Quarter ending June 2018	1,957	
Quarter ending September 2018	1,958	→
Quarter ending December 2018	1,942	→
Quarter ending March 2019	1,954	→
Quarter ending June 2019	1,933	↓
Variance since June 2018	(1.2%)	↓



ACTIVITY



Month	Adjusted Scheduled Activity (UDA)	
	2019	2020
April	311	44
May	791	455
June	1,069	900
July	1,569	
August	1,957	
September	2,491	
October	2,926	
November	3,403	
December	3,661	
January	4,221	
February	4,620	
March	5,096	
April	5,511	
May	5,511	
June	5,511	

QUALITY

	Quantity	Base Number	Contract	AT	Region	England
% of FP17s for the same patient ID Re-attending within 3 months - Children	5	94	5.3%	10.1%	11.2%	11.4%
% of FP17s for the same patient ID Re-attending within 3 months - Adults	83	606	13.7%	13.6%	14.8%	15.4%
% of FP17s for the same patient ID Re-attending between 3 & 9 months - Children	56	94	59.6%	60.9%	60.9%	59.8%
% of FP17s for the same patient ID Re-attending between 3 & 9 months - Adults	393	606	64.9%	50.7%	53.2%	52.1%
% of FP17s for Band 1 Urgent Courses	44	529	8.3%	9.1%	8.3%	9.2%
% of FP17s Relating to Free Repair or Replacements	0	529	0.0%	0.7%	0.7%	0.7%
% of FP17s Relating to Continuations	1	529	0.2%	0.8%	0.8%	0.8%
% of Patients satisfied with the dentistry they have received	2	2	N/A	93.0%	93.2%	93.4%
% of Patients satisfied with the time they had to wait for an appointment	1	2	N/A	87.2%	88.5%	87.6%

* This is based on patients treated on this contract for their most recent course of treatment.

Figures in italics indicate the base number of FP17s or Patient Questionnaire responses are less than 100. N/A is shown where the base number of responses is less than 10 during the period. % is calculated as Quantity/Base number*100

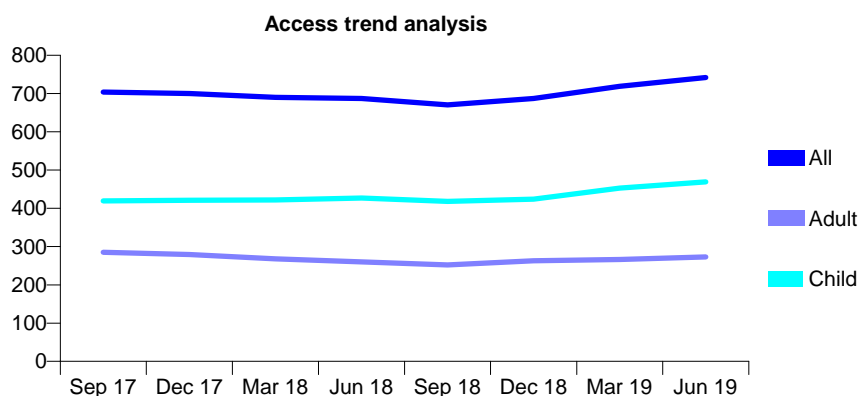
Q56 - Vital Signs At a Glance Contract Report for 907332/0001 - June 2019

Name or company name	MR HJ DHANJI
Contract type name	GDS Contract
Purpose of contract	General
Contract start date	01/04/2006
Contract end date	

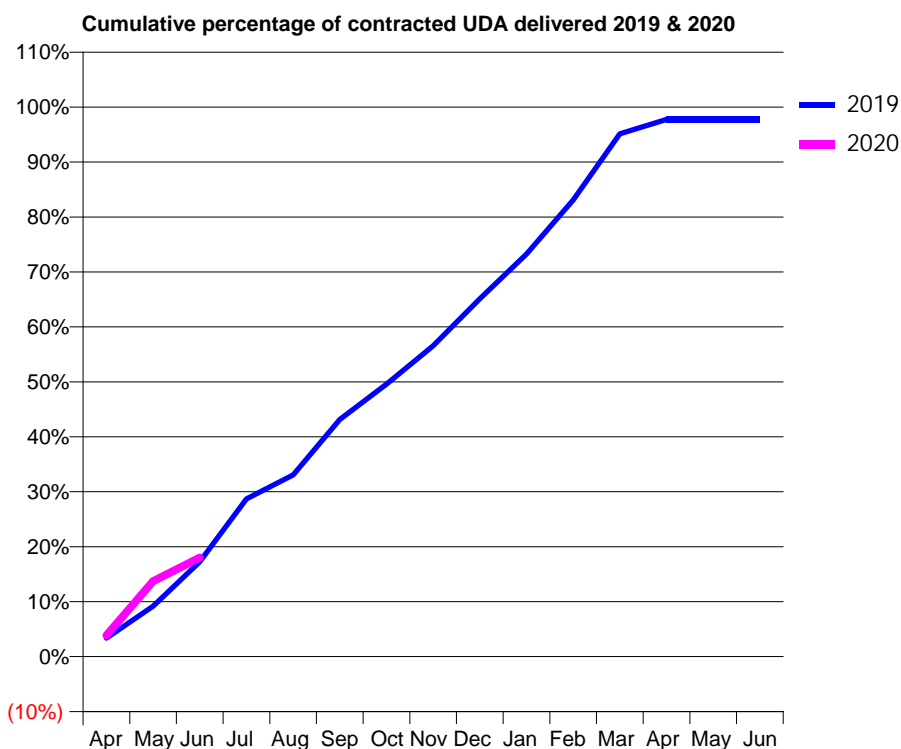
19/20 Contracted general activity (UDA)	1,400
Carry forward general activity (UDA)	0
19/20 Contracted orthodontic activity (UOA)	0
Carry forward orthodontic activity (UOA)	0
Baseline contract value	£33,301.07

ACCESS*

Patients seen in 24 months	Total	Change since previous quarter
Quarter ending June 2018	687	
Quarter ending September 2018	670	↓
Quarter ending December 2018	687	↑
Quarter ending March 2019	719	↑
Quarter ending June 2019	742	↑
Variance since June 2018	8.0%	↑



ACTIVITY



Month	Adjusted Scheduled Activity (UDA)	
	2019	2020
April	47	54
May	129	192
June	242	252
July	402	
August	463	
September	604	
October	694	
November	792	
December	911	
January	1,026	
February	1,163	
March	1,332	
April	1,369	
May	1,369	
June	1,369	

QUALITY

	Quantity	Base Number	Contract	AT	Region	England
% of FP17s for the same patient ID Re-attending within 3 months - Children	5	126	4.0%	10.1%	11.2%	11.4%
% of FP17s for the same patient ID Re-attending within 3 months - Adults	5	70	7.1%	13.6%	14.8%	15.4%
% of FP17s for the same patient ID Re-attending between 3 & 9 months - Children	18	126	14.3%	60.9%	60.9%	59.8%
% of FP17s for the same patient ID Re-attending between 3 & 9 months - Adults	34	70	48.6%	50.7%	53.2%	52.1%
% of FP17s for Band 1 Urgent Courses	2	173	1.2%	9.1%	8.3%	9.2%
% of FP17s Relating to Free Repair or Replacements	0	173	0.0%	0.7%	0.7%	0.7%
% of FP17s Relating to Continuations	0	173	0.0%	0.8%	0.8%	0.8%
% of Patients satisfied with the dentistry they have received	1	1	N/A	93.0%	93.2%	93.4%
% of Patients satisfied with the time they had to wait for an appointment	1	1	N/A	87.2%	88.5%	87.6%

* This is based on patients treated on this contract for their most recent course of treatment. Figures in italics indicate the base number of FP17s or Patient Questionnaire responses are less than 100. N/A is shown where the base number of responses is less than 10 during the period. % is calculated as Quantity/Base number*100

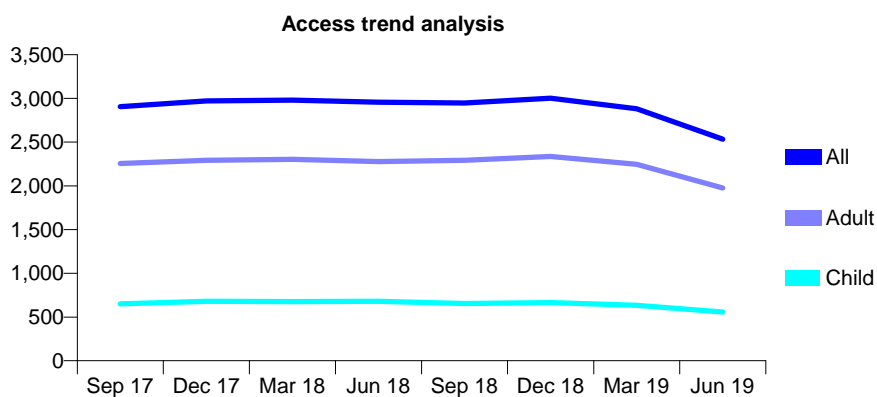
Q56 - Vital Signs At a Glance Contract Report for 908002/0001 - June 2019

Name or company name	MR DC TRENT
Contract type name	GDS Contract
Purpose of contract	General
Contract start date	01/04/2006
Contract end date	30/04/2019

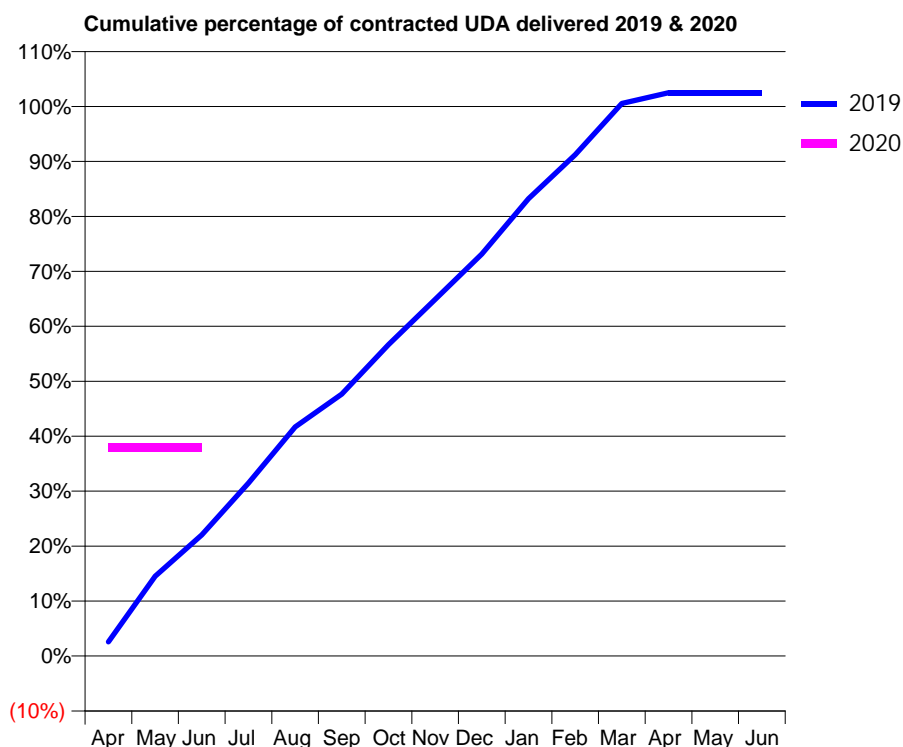
19/20 Contracted general activity (UDA)	678
Carry forward general activity (UDA)	0
19/20 Contracted orthodontic activity (UOA)	0
Carry forward orthodontic activity (UOA)	0
Baseline contract value	£14,602.43

ACCESS*

Patients seen in 24 months	Total	Change since previous quarter
Quarter ending June 2018	2,957	
Quarter ending September 2018	2,947	→
Quarter ending December 2018	3,002	→
Quarter ending March 2019	2,881	↓
Quarter ending June 2019	2,534	↓
Variance since June 2018	(14.3%)	↓



ACTIVITY



Month	Adjusted Scheduled Activity (UDA)	
	2019	2020
April	210	257
May	1,182	257
June	1,792	257
July	2,560	
August	3,393	
September	3,878	
October	4,610	
November	5,282	
December	5,952	
January	6,772	
February	7,424	
March	8,182	
April	8,341	
May	8,341	
June	8,341	

QUALITY

	Quantity	Base Number	Contract	AT	Region	England
% of FP17s for the same patient ID Re-attending within 3 months - Children	9	73	12.3%	10.1%	11.2%	11.4%
% of FP17s for the same patient ID Re-attending within 3 months - Adults	21	151	13.9%	13.6%	14.8%	15.4%
% of FP17s for the same patient ID Re-attending between 3 & 9 months - Children	49	73	67.1%	60.9%	60.9%	59.8%
% of FP17s for the same patient ID Re-attending between 3 & 9 months - Adults	98	151	64.9%	50.7%	53.2%	52.1%
% of FP17s for Band 1 Urgent Courses	2	119	1.7%	9.1%	8.3%	9.2%
% of FP17s Relating to Free Repair or Replacements	0	119	0.0%	0.7%	0.7%	0.7%
% of FP17s Relating to Continuations	1	119	0.8%	0.8%	0.8%	0.8%
% of Patients satisfied with the dentistry they have received	2	3	N/A	93.0%	93.2%	93.4%
% of Patients satisfied with the time they had to wait for an appointment	3	3	N/A	87.2%	88.5%	87.6%

* This is based on patients treated on this contract for their most recent course of treatment. Figures in italics indicate the base number of FP17s or Patient Questionnaire responses are less than 100. N/A is shown where the base number of responses is less than 10 during the period. % is calculated as Quantity/Base number*100

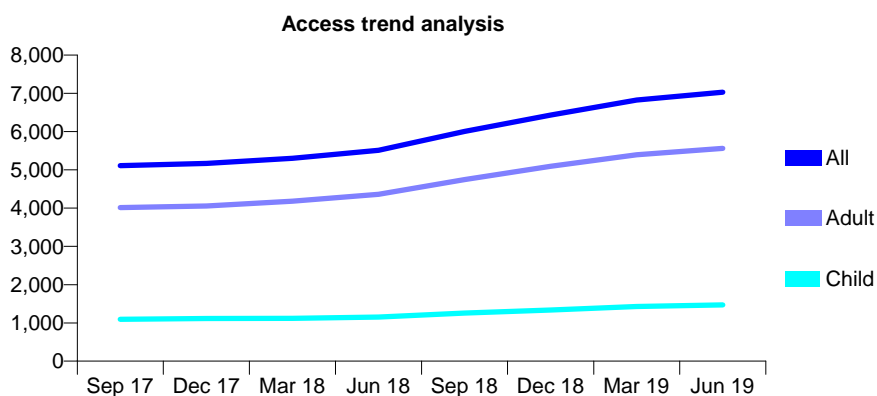
Q56 - Vital Signs At a Glance Contract Report for 910201/0001 - June 2019

Name or company name	Cheerag Raval and Gemma Raval
Contract type name	GDS Contract
Purpose of contract	General
Contract start date	01/04/2006
Contract end date	

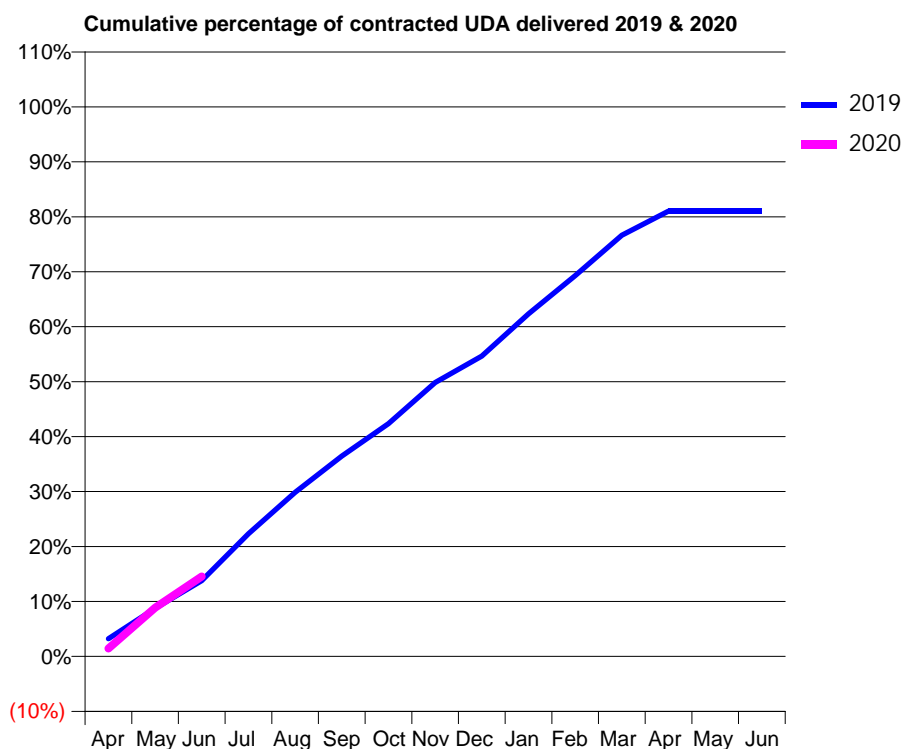
19/20 Contracted general activity (UDA)	22,892
Carry forward general activity (UDA)	0
19/20 Contracted orthodontic activity (UOA)	0
Carry forward orthodontic activity (UOA)	0
Baseline contract value	£528,604.60

ACCESS*

Patients seen in 24 months	Total	Change since previous quarter
Quarter ending June 2018	5,511	
Quarter ending September 2018	6,003	↑
Quarter ending December 2018	6,432	↑
Quarter ending March 2019	6,823	↑
Quarter ending June 2019	7,029	↑
Variance since June 2018	27.5%	↑



ACTIVITY



Month	2019	2020
April	736	330
May	2,002	2,030
June	3,159	3,329
July	5,109	
August	6,836	
September	8,342	
October	9,696	
November	11,414	
December	12,516	
January	14,267	
February	15,865	
March	17,545	
April	18,551	
May	18,552	
June	18,552	

QUALITY

	Quantity	Base Number	Contract	AT	Region	England
% of FP17s for the same patient ID Re-attending within 3 months - Children	79	625	12.6%	10.1%	11.2%	11.4%
% of FP17s for the same patient ID Re-attending within 3 months - Adults	312	1,875	16.6%	13.6%	14.8%	15.4%
% of FP17s for the same patient ID Re-attending between 3 & 9 months - Children	391	625	62.6%	60.9%	60.9%	59.8%
% of FP17s for the same patient ID Re-attending between 3 & 9 months - Adults	892	1,875	47.6%	50.7%	53.2%	52.1%
% of FP17s for Band 1 Urgent Courses	93	1,830	5.1%	9.1%	8.3%	9.2%
% of FP17s Relating to Free Repair or Replacements	11	1,830	0.6%	0.7%	0.7%	0.7%
% of FP17s Relating to Continuations	22	1,830	1.2%	0.8%	0.8%	0.8%
% of Patients satisfied with the dentistry they have received	4	4	N/A	93.0%	93.2%	93.4%
% of Patients satisfied with the time they had to wait for an appointment	2	4	N/A	87.2%	88.5%	87.6%

* This is based on patients treated on this contract for their most recent course of treatment. Figures in italics indicate the base number of FP17s or Patient Questionnaire responses are less than 100. N/A is shown where the base number of responses is less than 10 during the period. % is calculated as Quantity/Base number*100

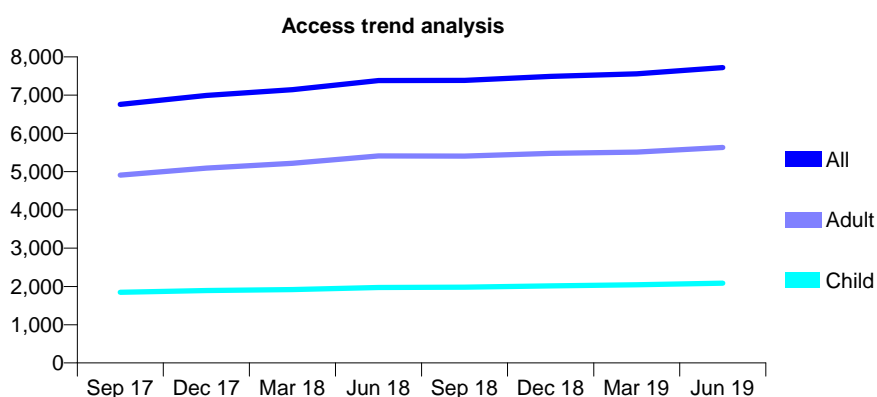
Q56 - Vital Signs At a Glance Contract Report for 915246/0001 - June 2019

Name or company name	MRS CH JACKMAN
Contract type name	GDS Contract
Purpose of contract	General
Contract start date	01/04/2006
Contract end date	

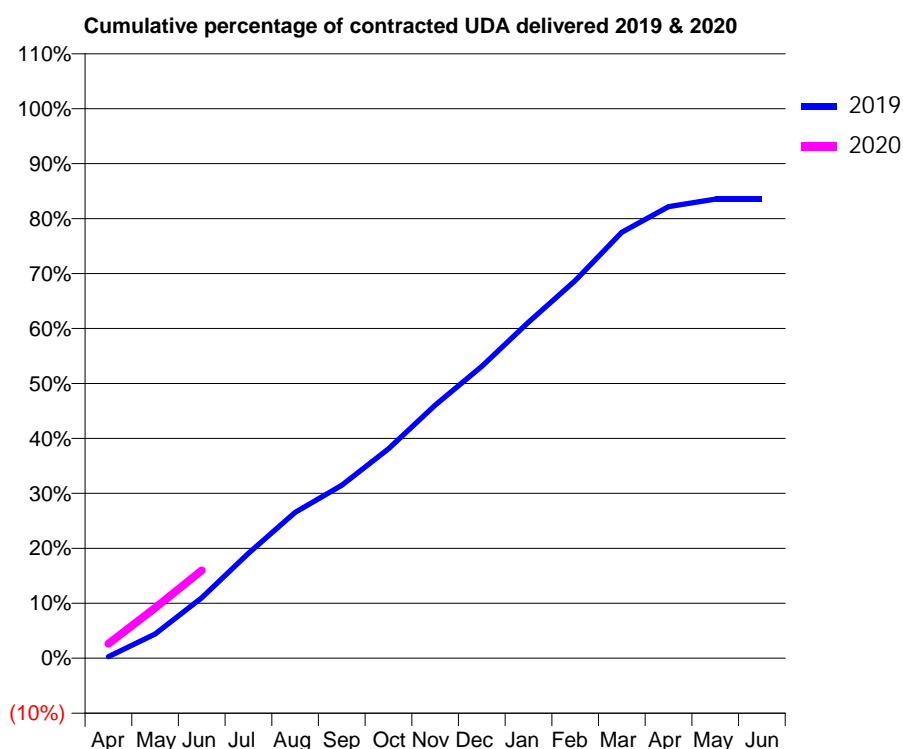
19/20 Contracted general activity (UDA)	20,400
Carry forward general activity (UDA)	0
19/20 Contracted orthodontic activity (UOA)	0
Carry forward orthodontic activity (UOA)	0
Baseline contract value	£554,832.55

ACCESS*

Patients seen in 24 months	Total	Change since previous quarter
Quarter ending June 2018	7,382	
Quarter ending September 2018	7,385	→
Quarter ending December 2018	7,491	→
Quarter ending March 2019	7,555	→
Quarter ending June 2019	7,719	↑
Variance since June 2018	4.6%	↑



ACTIVITY



Month	2019	2020
April	58	537
May	905	1,867
June	2,245	3,261
July	3,894	
August	5,411	
September	6,418	
October	7,776	
November	9,398	
December	10,832	
January	12,471	
February	14,015	
March	15,815	
April	16,765	
May	17,043	
June	17,043	

QUALITY

	Quantity	Base Number	Contract	AT	Region	England
% of FP17s for the same patient ID Re-attending within 3 months - Children	26	783	3.3%	10.1%	11.2%	11.4%
% of FP17s for the same patient ID Re-attending within 3 months - Adults	196	1,784	11.0%	13.6%	14.8%	15.4%
% of FP17s for the same patient ID Re-attending between 3 & 9 months - Children	567	783	72.4%	60.9%	60.9%	59.8%
% of FP17s for the same patient ID Re-attending between 3 & 9 months - Adults	889	1,784	49.8%	50.7%	53.2%	52.1%
% of FP17s for Band 1 Urgent Courses	115	2,120	5.4%	9.1%	8.3%	9.2%
% of FP17s Relating to Free Repair or Replacements	10	2,120	0.5%	0.7%	0.7%	0.7%
% of FP17s Relating to Continuations	31	2,120	1.5%	0.8%	0.8%	0.8%
% of Patients satisfied with the dentistry they have received	8	8	N/A	93.0%	93.2%	93.4%
% of Patients satisfied with the time they had to wait for an appointment	7	8	N/A	87.2%	88.5%	87.6%

* This is based on patients treated on this contract for their most recent course of treatment.

Figures in italics indicate the base number of FP17s or Patient Questionnaire responses are less than 100. N/A is shown where the base number of responses is less than 10 during the period. % is calculated as Quantity/Base number*100

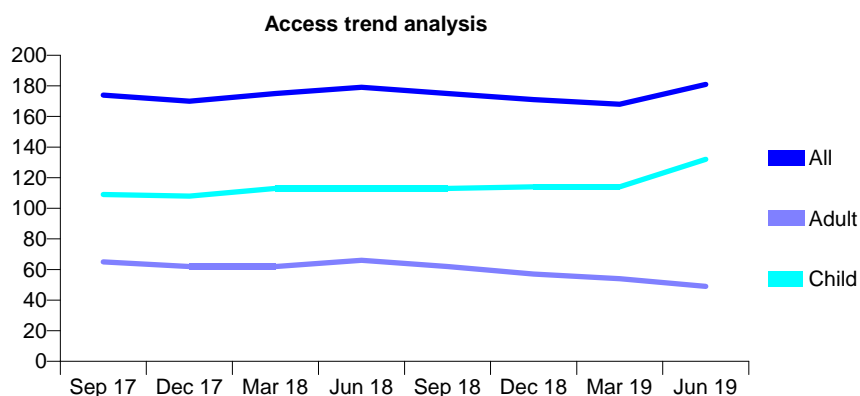
Q56 - Vital Signs At a Glance Contract Report for 920924/0001 - June 2019

Name or company name	MR JM STOKES
Contract type name	GDS Contract
Purpose of contract	General
Contract start date	01/01/2007
Contract end date	

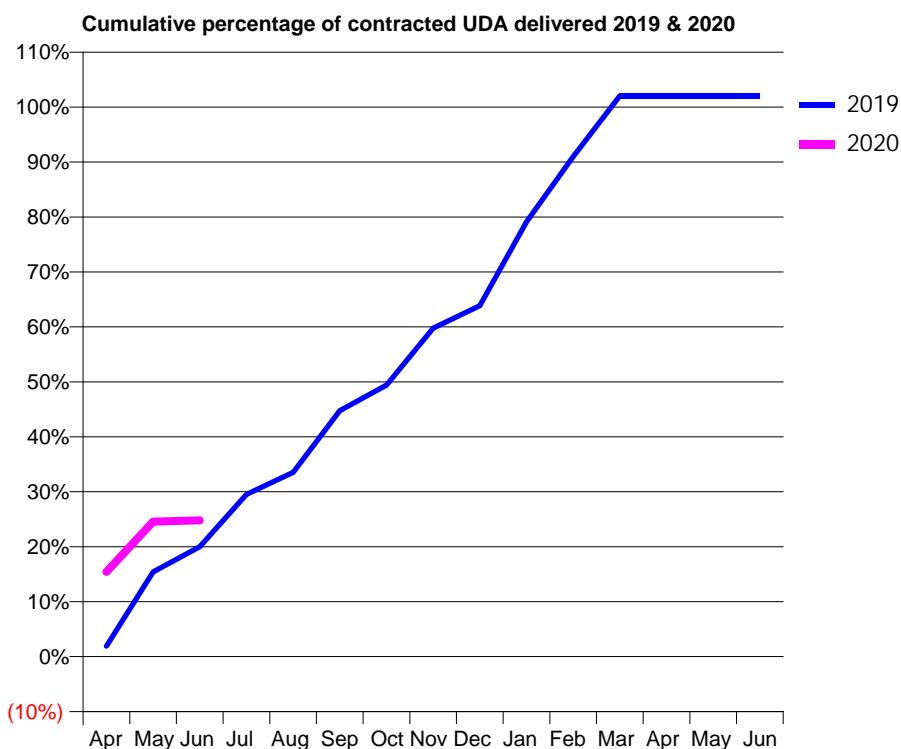
19/20 Contracted general activity (UDA)	473
Carry forward general activity (UDA)	0
19/20 Contracted orthodontic activity (UOA)	0
Carry forward orthodontic activity (UOA)	0
Baseline contract value	£14,298.20

ACCESS*

Patients seen in 24 months	Total	Change since previous quarter
Quarter ending June 2018	179	
Quarter ending September 2018	175	↓
Quarter ending December 2018	171	↓
Quarter ending March 2019	168	↓
Quarter ending June 2019	181	↑
Variance since June 2018	1.1%	→



ACTIVITY



Month	Adjusted Scheduled Activity (UDA)	
	2019	2020
April	9	73
May	73	116
June	95	117
July	140	
August	159	
September	212	
October	234	
November	283	
December	302	
January	374	
February	430	
March	483	
April	483	
May	483	
June	483	

QUALITY

	Quantity	Base Number	Contract	AT	Region	England
% of FP17s for the same patient ID Re-attending within 3 months - Children	6	46	13.0%	10.1%	11.2%	11.4%
% of FP17s for the same patient ID Re-attending within 3 months - Adults	2	13	15.4%	13.6%	14.8%	15.4%
% of FP17s for the same patient ID Re-attending between 3 & 9 months - Children	21	46	45.7%	60.9%	60.9%	59.8%
% of FP17s for the same patient ID Re-attending between 3 & 9 months - Adults	8	13	61.5%	50.7%	53.2%	52.1%
% of FP17s for Band 1 Urgent Courses	1	59	1.7%	9.1%	8.3%	9.2%
% of FP17s Relating to Free Repair or Replacements	0	59	0.0%	0.7%	0.7%	0.7%
% of FP17s Relating to Continuations	0	59	0.0%	0.8%	0.8%	0.8%
% of Patients satisfied with the dentistry they have received	0	0	N/A	93.0%	93.2%	93.4%
% of Patients satisfied with the time they had to wait for an appointment	0	0	N/A	87.2%	88.5%	87.6%

* This is based on patients treated on this contract for their most recent course of treatment. Figures in italics indicate the base number of FP17s or Patient Questionnaire responses are less than 100. N/A is shown where the base number of responses is less than 10 during the period. % is calculated as Quantity/Base number*100

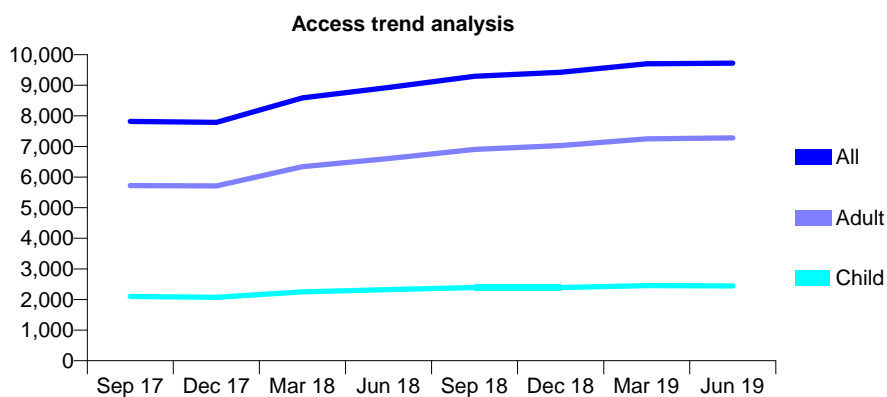
Q56 - Vital Signs At a Glance Contract Report for 920959/0001 - June 2019

Name or company name	MR OB QURESHI
Contract type name	GDS Contract
Purpose of contract	General
Contract start date	01/04/2006
Contract end date	

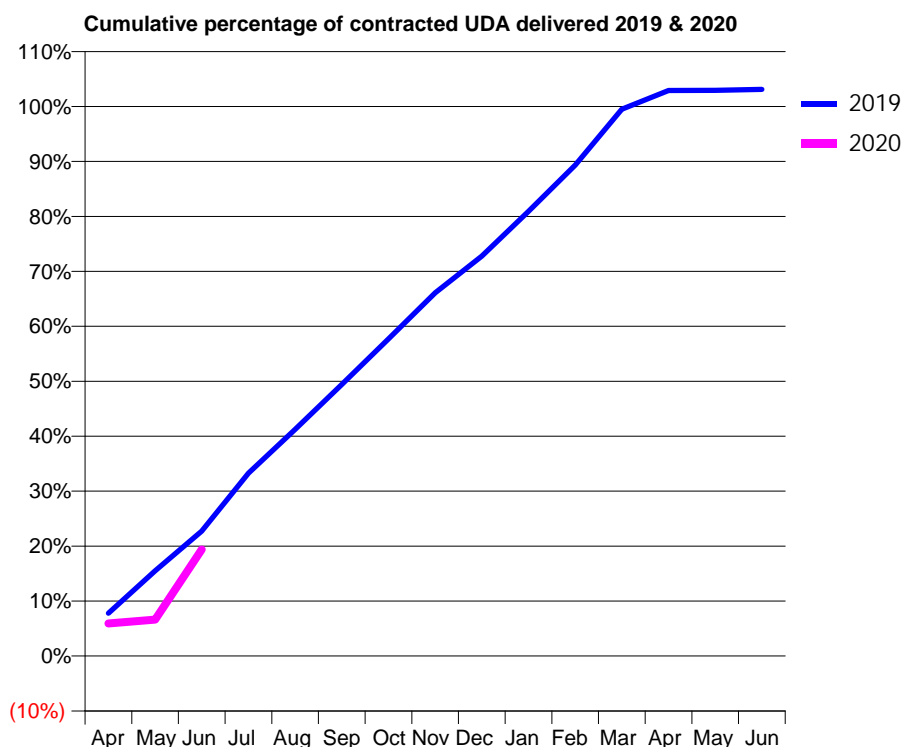
19/20 Contracted general activity (UDA)	22,001
Carry forward general activity (UDA)	0
19/20 Contracted orthodontic activity (UOA)	0
Carry forward orthodontic activity (UOA)	0
Baseline contract value	£684,070.68

ACCESS*

Patients seen in 24 months	Total	Change since previous quarter
Quarter ending June 2018	8,930	
Quarter ending September 2018	9,296	↑
Quarter ending December 2018	9,427	→
Quarter ending March 2019	9,703	↑
Quarter ending June 2019	9,725	→
Variance since June 2018	8.9%	↑



ACTIVITY



Month	Adjusted Scheduled Activity (UDA)	
	2019	2020
April	1,718	1,305
May	3,414	1,462
June	5,000	4,262
July	7,324	
August	9,071	
September	10,875	
October	12,701	
November	14,540	
December	16,007	
January	17,802	
February	19,654	
March	21,894	
April	22,642	
May	22,646	
June	22,682	

QUALITY

	Quantity	Base Number	Contract	AT	Region	England
% of FP17s for the same patient ID Re-attending within 3 months - Children	51	697	7.3%	10.1%	11.2%	11.4%
% of FP17s for the same patient ID Re-attending within 3 months - Adults	181	1,805	10.0%	13.6%	14.8%	15.4%
% of FP17s for the same patient ID Re-attending between 3 & 9 months - Children	392	697	56.2%	60.9%	60.9%	59.8%
% of FP17s for the same patient ID Re-attending between 3 & 9 months - Adults	864	1,805	47.9%	50.7%	53.2%	52.1%
% of FP17s for Band 1 Urgent Courses	163	2,073	7.9%	9.1%	8.3%	9.2%
% of FP17s Relating to Free Repair or Replacements	3	2,073	0.1%	0.7%	0.7%	0.7%
% of FP17s Relating to Continuations	0	2,073	0.0%	0.8%	0.8%	0.8%
% of Patients satisfied with the dentistry they have received	2	2	N/A	93.0%	93.2%	93.4%
% of Patients satisfied with the time they had to wait for an appointment	2	2	N/A	87.2%	88.5%	87.6%

* This is based on patients treated on this contract for their most recent course of treatment. Figures in italics indicate the base number of FP17s or Patient Questionnaire responses are less than 100. N/A is shown where the base number of responses is less than 10 during the period. % is calculated as Quantity/Base number*100

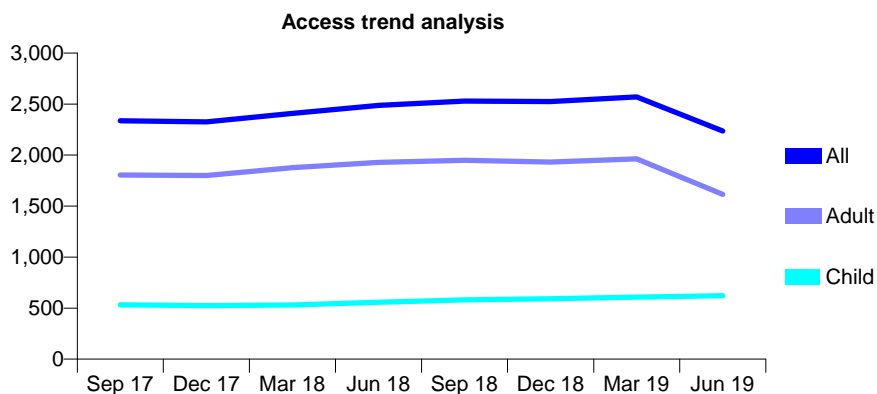
Q56 - Vital Signs At a Glance Contract Report for 926396/0001 - June 2019

Name or company name	MRS TL KLEINHANS
Contract type name	PDS Contract
Purpose of contract	General
Contract start date	01/04/2010
Contract end date	31/03/2020

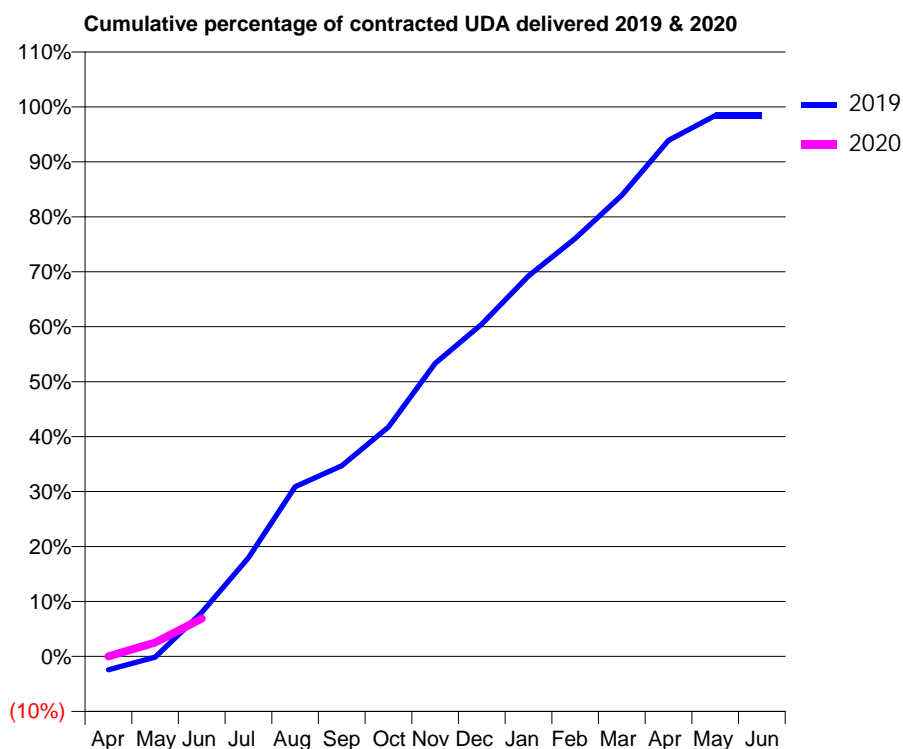
19/20 Contracted general activity (UDA)	6,600
Carry forward general activity (UDA)	0
19/20 Contracted orthodontic activity (UOA)	0
Carry forward orthodontic activity (UOA)	0
Baseline contract value	£168,514.57

ACCESS*

Patients seen in 24 months	Total	Change since previous quarter
Quarter ending June 2018	2,487	
Quarter ending September 2018	2,530	→
Quarter ending December 2018	2,525	→
Quarter ending March 2019	2,570	→
Quarter ending June 2019	2,236	↓
Variance since June 2018	(10.1%)	↓



ACTIVITY



Month	2019	2020
April	-161	0
May	-10	166
June	528	455
July	1,185	
August	2,038	
September	2,291	
October	2,755	
November	3,521	
December	3,993	
January	4,571	
February	5,020	
March	5,540	
April	6,197	
May	6,495	
June	6,495	

QUALITY

	Quantity	Base Number	Contract	AT	Region	England
% of FP17s for the same patient ID Re-attending within 3 months - Children	6	237	2.5%	10.1%	11.2%	11.4%
% of FP17s for the same patient ID Re-attending within 3 months - Adults	55	444	12.4%	13.6%	14.8%	15.4%
% of FP17s for the same patient ID Re-attending between 3 & 9 months - Children	155	237	65.4%	60.9%	60.9%	59.8%
% of FP17s for the same patient ID Re-attending between 3 & 9 months - Adults	240	444	54.1%	50.7%	53.2%	52.1%
% of FP17s for Band 1 Urgent Courses	3	300	1.0%	9.1%	8.3%	9.2%
% of FP17s Relating to Free Repair or Replacements	0	300	0.0%	0.7%	0.7%	0.7%
% of FP17s Relating to Continuations	1	300	0.3%	0.8%	0.8%	0.8%
% of Patients satisfied with the dentistry they have received	1	1	N/A	93.0%	93.2%	93.4%
% of Patients satisfied with the time they had to wait for an appointment	1	1	N/A	87.2%	88.5%	87.6%

* This is based on patients treated on this contract for their most recent course of treatment. Figures in italics indicate the base number of FP17s or Patient Questionnaire responses are less than 100. N/A is shown where the base number of responses is less than 10 during the period. % is calculated as Quantity/Base number*100

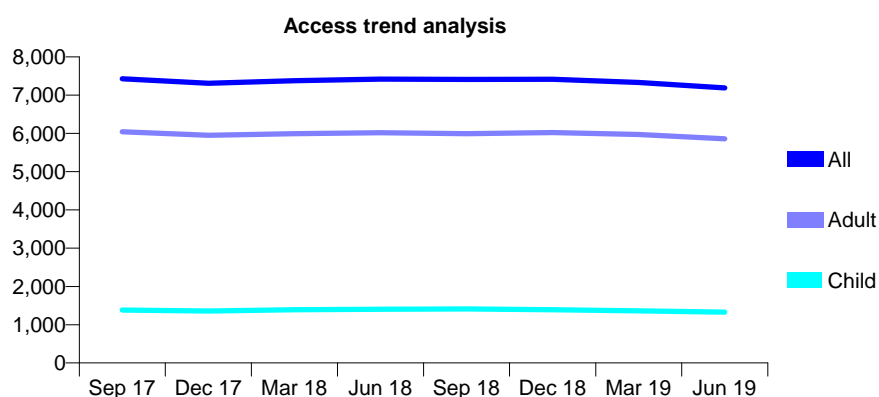
Q56 - Vital Signs At a Glance Contract Report for 927937/0001 - June 2019

Name or company name	MR NJ SUMSER-LUPSON
Contract type name	GDS Contract
Purpose of contract	General
Contract start date	01/04/2006
Contract end date	

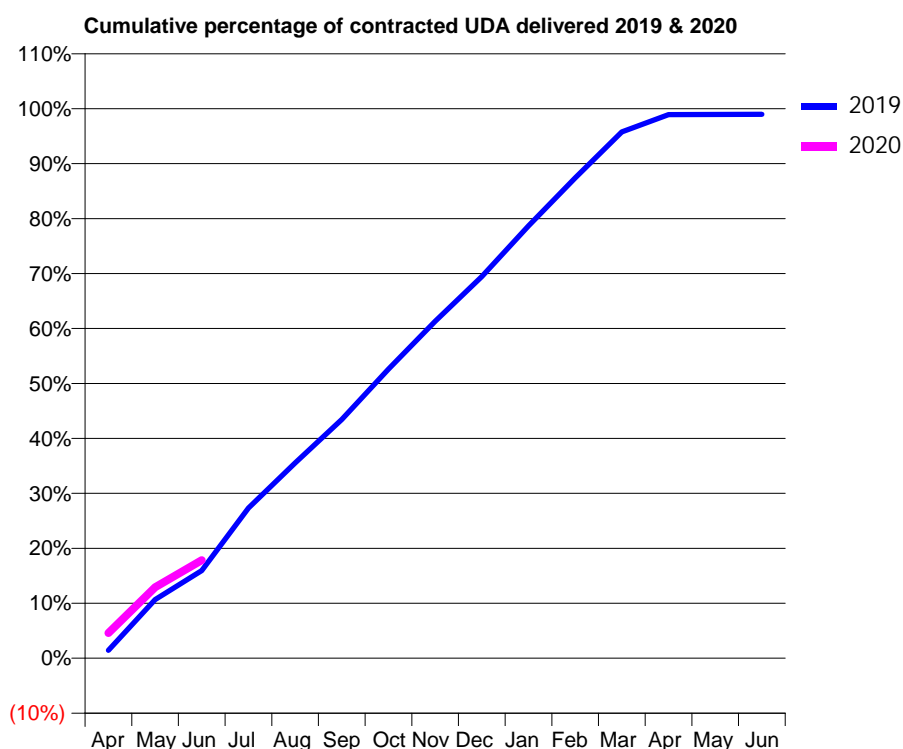
19/20 Contracted general activity (UDA)	15,939
Carry forward general activity (UDA)	0
19/20 Contracted orthodontic activity (UOA)	0
Carry forward orthodontic activity (UOA)	0
Baseline contract value	£369,807.60

ACCESS*

Patients seen in 24 months	Total	Change since previous quarter
Quarter ending June 2018	7,420	
Quarter ending September 2018	7,409	→
Quarter ending December 2018	7,415	→
Quarter ending March 2019	7,333	↓
Quarter ending June 2019	7,189	↓
Variance since June 2018	(3.1%)	↓



ACTIVITY



Month	2019	2020
April	231	731
May	1,699	2,059
June	2,544	2,846
July	4,357	
August	5,665	
September	6,924	
October	8,386	
November	9,774	
December	11,069	
January	12,536	
February	13,933	
March	15,265	
April	15,768	
May	15,771	
June	15,774	

QUALITY

	Quantity	Base Number	Contract	AT	Region	England
% of FP17s for the same patient ID Re-attending within 3 months - Children	27	448	6.0%	10.1%	11.2%	11.4%
% of FP17s for the same patient ID Re-attending within 3 months - Adults	209	1,764	11.8%	13.6%	14.8%	15.4%
% of FP17s for the same patient ID Re-attending between 3 & 9 months - Children	289	448	64.5%	60.9%	60.9%	59.8%
% of FP17s for the same patient ID Re-attending between 3 & 9 months - Adults	874	1,764	49.5%	50.7%	53.2%	52.1%
% of FP17s for Band 1 Urgent Courses	161	1,865	8.6%	9.1%	8.3%	9.2%
% of FP17s Relating to Free Repair or Replacements	11	1,865	0.6%	0.7%	0.7%	0.7%
% of FP17s Relating to Continuations	24	1,865	1.3%	0.8%	0.8%	0.8%
% of Patients satisfied with the dentistry they have received	2	2	N/A	93.0%	93.2%	93.4%
% of Patients satisfied with the time they had to wait for an appointment	2	2	N/A	87.2%	88.5%	87.6%

* This is based on patients treated on this contract for their most recent course of treatment.

Figures in italics indicate the base number of FP17s or Patient Questionnaire responses are less than 100. N/A is shown where the base number of responses is less than 10 during the period. % is calculated as Quantity/Base number*100

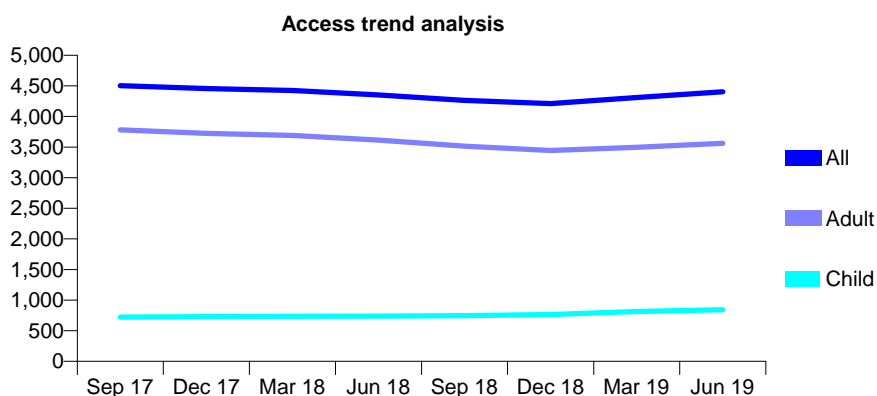
Q56 - Vital Signs At a Glance Contract Report for 929824/0001 - June 2019

Name or company name	Dental Surgery
Contract type name	GDS Contract
Purpose of contract	General
Contract start date	01/04/2006
Contract end date	

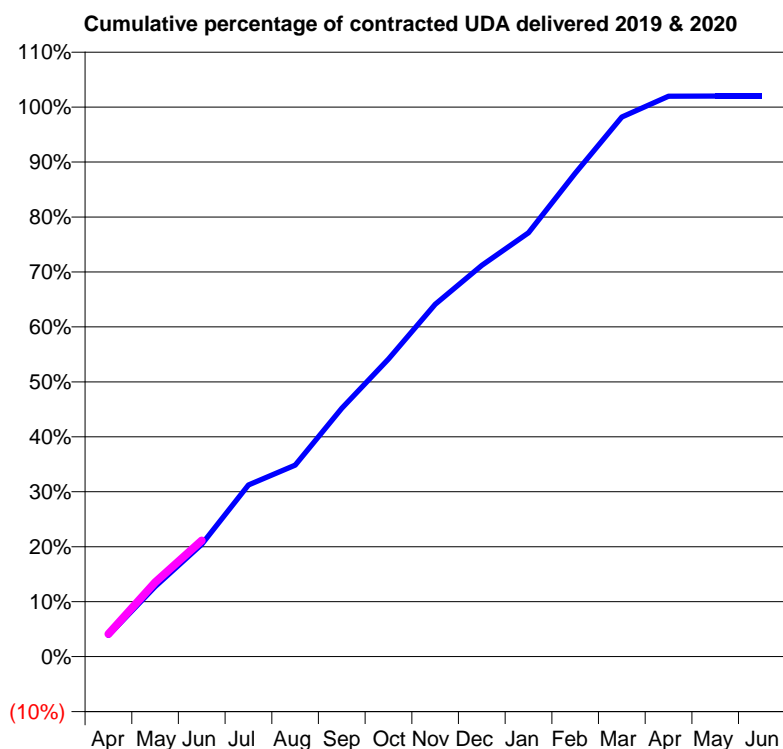
19/20 Contracted general activity (UDA)	10,295
Carry forward general activity (UDA)	0
19/20 Contracted orthodontic activity (UOA)	0
Carry forward orthodontic activity (UOA)	0
Baseline contract value	£258,707.46

ACCESS*

Patients seen in 24 months	Total	Change since previous quarter
Quarter ending June 2018	4,352	
Quarter ending September 2018	4,263	↓
Quarter ending December 2018	4,210	↓
Quarter ending March 2019	4,311	↑
Quarter ending June 2019	4,405	↑
Variance since June 2018	1.2%	→



ACTIVITY



Month	Adjusted Scheduled Activity (UDA)	
	2019	2020
April	398	425
May	1,312	1,394
June	2,105	2,175
July	3,217	
August	3,590	
September	4,652	
October	5,574	
November	6,603	
December	7,328	
January	7,941	
February	9,054	
March	10,106	
April	10,496	
May	10,503	
June	10,503	

QUALITY

	Quantity	Base Number	Contract	AT	Region	England
% of FP17s for the same patient ID Re-attending within 3 months - Children	28	290	9.7%	10.1%	11.2%	11.4%
% of FP17s for the same patient ID Re-attending within 3 months - Adults	127	1,155	11.0%	13.6%	14.8%	15.4%
% of FP17s for the same patient ID Re-attending between 3 & 9 months - Children	176	290	60.7%	60.9%	60.9%	59.8%
% of FP17s for the same patient ID Re-attending between 3 & 9 months - Adults	663	1,155	57.4%	50.7%	53.2%	52.1%
% of FP17s for Band 1 Urgent Courses	83	1,248	6.7%	9.1%	8.3%	9.2%
% of FP17s Relating to Free Repair or Replacements	12	1,248	1.0%	0.7%	0.7%	0.7%
% of FP17s Relating to Continuations	0	1,248	0.0%	0.8%	0.8%	0.8%
% of Patients satisfied with the dentistry they have received	1	1	N/A	93.0%	93.2%	93.4%
% of Patients satisfied with the time they had to wait for an appointment	1	1	N/A	87.2%	88.5%	87.6%

* This is based on patients treated on this contract for their most recent course of treatment. Figures in italics indicate the base number of FP17s or Patient Questionnaire responses are less than 100. N/A is shown where the base number of responses is less than 10 during the period. % is calculated as Quantity/Base number*100

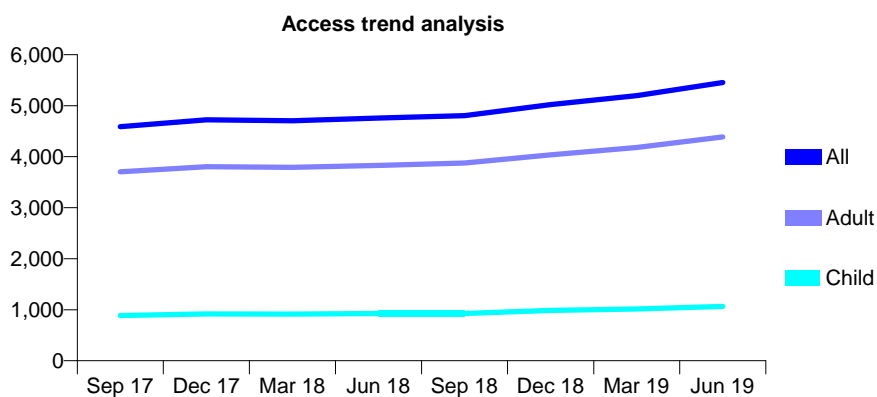
Q56 - Vital Signs At a Glance Contract Report for 931411/0003 - June 2019

Name or company name	MR M PATEL
Contract type name	GDS Contract
Purpose of contract	General
Contract start date	01/07/2012
Contract end date	

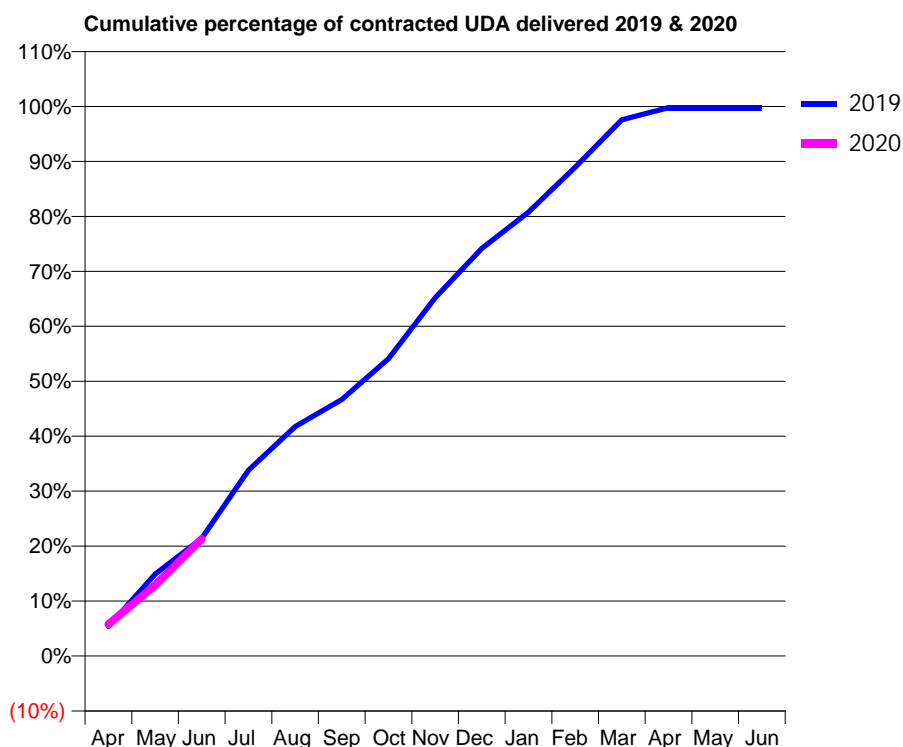
19/20 Contracted general activity (UDA)	15,000
Carry forward general activity (UDA)	0
19/20 Contracted orthodontic activity (UOA)	0
Carry forward orthodontic activity (UOA)	0
Baseline contract value	£390,501.85

ACCESS*

Patients seen in 24 months	Total	Change since previous quarter
Quarter ending June 2018	4,757	
Quarter ending September 2018	4,804	→
Quarter ending December 2018	5,020	↑
Quarter ending March 2019	5,197	↑
Quarter ending June 2019	5,454	↑
Variance since June 2018	14.7%	↑



ACTIVITY



Month	Adjusted Scheduled Activity (UDA)	
	2019	2020
April	805	867
May	2,238	1,935
June	3,211	3,193
July	5,068	
August	6,264	
September	7,000	
October	8,114	
November	9,779	
December	11,125	
January	12,117	
February	13,343	
March	14,634	
April	14,967	
May	14,964	
June	14,964	

QUALITY

	Quantity	Base Number	Contract	AT	Region	England
% of FP17s for the same patient ID Re-attending within 3 months - Children	13	413	3.1%	10.1%	11.2%	11.4%
% of FP17s for the same patient ID Re-attending within 3 months - Adults	212	1,642	12.9%	13.6%	14.8%	15.4%
% of FP17s for the same patient ID Re-attending between 3 & 9 months - Children	283	413	68.5%	60.9%	60.9%	59.8%
% of FP17s for the same patient ID Re-attending between 3 & 9 months - Adults	903	1,642	55.0%	50.7%	53.2%	52.1%
% of FP17s for Band 1 Urgent Courses	165	1,837	9.0%	9.1%	8.3%	9.2%
% of FP17s Relating to Free Repair or Replacements	18	1,837	1.0%	0.7%	0.7%	0.7%
% of FP17s Relating to Continuations	15	1,837	0.8%	0.8%	0.8%	0.8%
% of Patients satisfied with the dentistry they have received	4	5	N/A	93.0%	93.2%	93.4%
% of Patients satisfied with the time they had to wait for an appointment	5	5	N/A	87.2%	88.5%	87.6%

* This is based on patients treated on this contract for their most recent course of treatment. Figures in italics indicate the base number of FP17s or Patient Questionnaire responses are less than 100. N/A is shown where the base number of responses is less than 10 during the period. % is calculated as Quantity/Base number*100

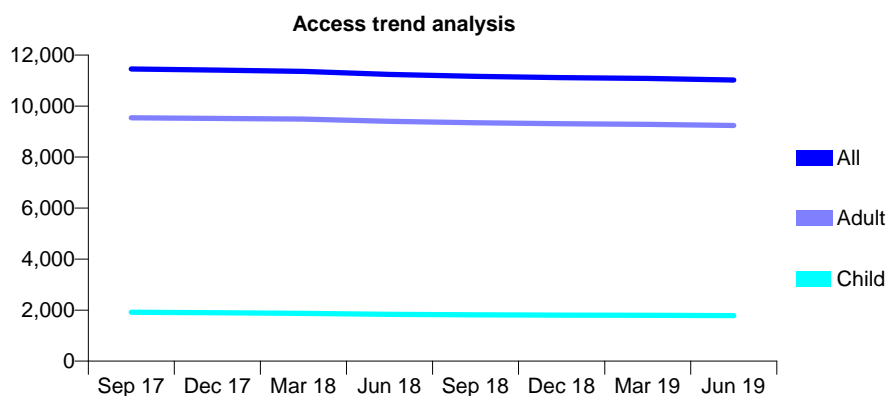
Q56 - Vital Signs At a Glance Contract Report for 931764/0001 - June 2019

Name or company name	MR MF BERGENDAL
Contract type name	GDS Contract
Purpose of contract	General
Contract start date	01/12/2014
Contract end date	

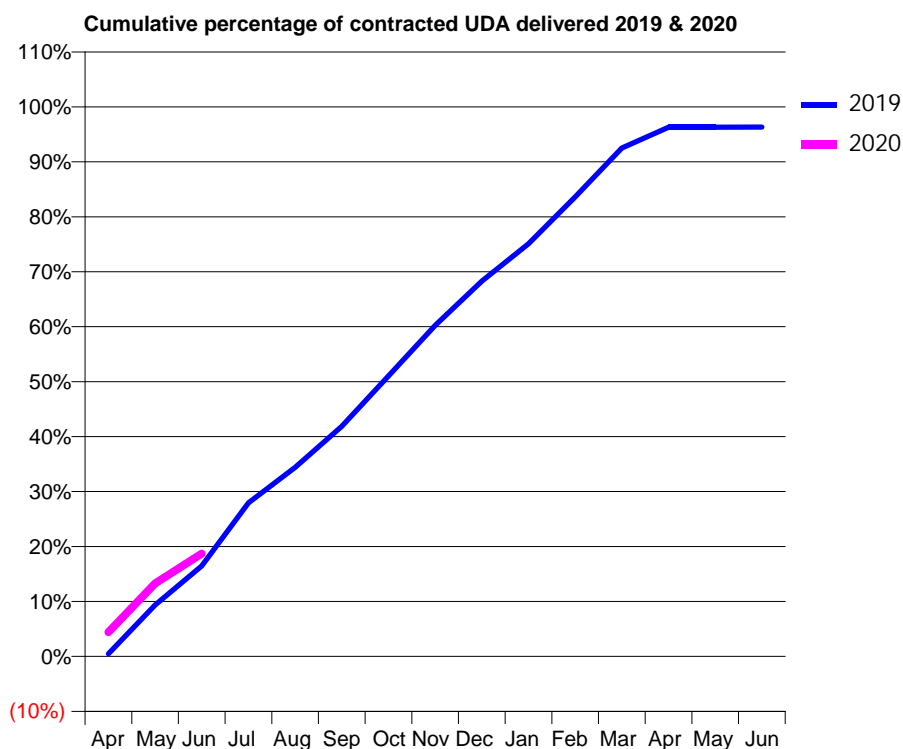
19/20 Contracted general activity (UDA)	28,637
Carry forward general activity (UDA)	0
19/20 Contracted orthodontic activity (UOA)	0
Carry forward orthodontic activity (UOA)	0
Baseline contract value	£639,473.63

ACCESS*

Patients seen in 24 months	Total	Change since previous quarter
Quarter ending June 2018	11,239	
Quarter ending September 2018	11,166	→
Quarter ending December 2018	11,115	→
Quarter ending March 2019	11,084	→
Quarter ending June 2019	11,019	→
Variance since June 2018	(2.0%)	↓



ACTIVITY



Month	Adjusted Scheduled Activity (UDA)	
	2019	2020
April	142	1,271
May	2,680	3,802
June	4,715	5,362
July	8,005	
August	9,860	
September	11,988	
October	14,617	
November	17,253	
December	19,554	
January	21,503	
February	23,947	
March	26,491	
April	27,570	
May	27,576	
June	27,585	

QUALITY

	Quantity	Base Number	Contract	AT	Region	England
% of FP17s for the same patient ID Re-attending within 3 months - Children	21	643	3.3%	10.1%	11.2%	11.4%
% of FP17s for the same patient ID Re-attending within 3 months - Adults	408	3,232	12.6%	13.6%	14.8%	15.4%
% of FP17s for the same patient ID Re-attending between 3 & 9 months - Children	398	643	61.9%	60.9%	60.9%	59.8%
% of FP17s for the same patient ID Re-attending between 3 & 9 months - Adults	1,845	3,232	57.1%	50.7%	53.2%	52.1%
% of FP17s for Band 1 Urgent Courses	236	3,300	7.2%	9.1%	8.3%	9.2%
% of FP17s Relating to Free Repair or Replacements	30	3,300	0.9%	0.7%	0.7%	0.7%
% of FP17s Relating to Continuations	50	3,300	1.5%	0.8%	0.8%	0.8%
% of Patients satisfied with the dentistry they have received	4	4	N/A	93.0%	93.2%	93.4%
% of Patients satisfied with the time they had to wait for an appointment	4	4	N/A	87.2%	88.5%	87.6%

* This is based on patients treated on this contract for their most recent course of treatment.

Figures in italics indicate the base number of FP17s or Patient Questionnaire responses are less than 100. N/A is shown where the base number of responses is less than 10 during the period. % is calculated as Quantity/Base number*100

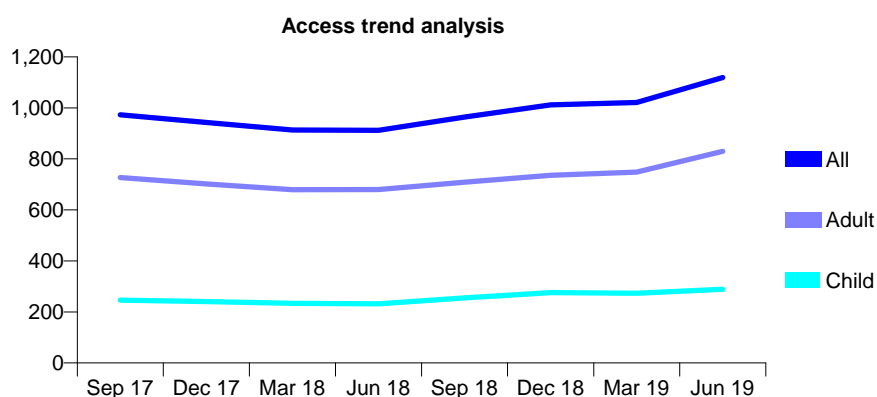
Q56 - Vital Signs At a Glance Contract Report for 934844/0001 - June 2019

Name or company name	MR S GHASEMZADEH KERMANSHAHI
Contract type name	GDS Contract
Purpose of contract	General
Contract start date	01/04/2006
Contract end date	

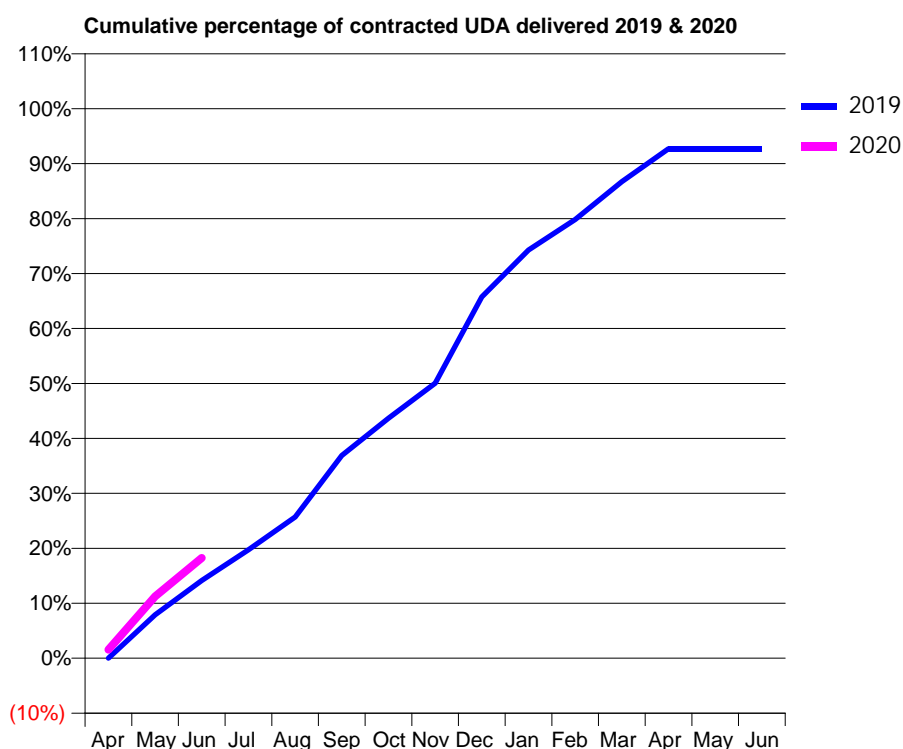
19/20 Contracted general activity (UDA)	2,457
Carry forward general activity (UDA)	0
19/20 Contracted orthodontic activity (UOA)	0
Carry forward orthodontic activity (UOA)	0
Baseline contract value	£63,331.72

ACCESS*

Patients seen in 24 months	Total	Change since previous quarter
Quarter ending June 2018	912	
Quarter ending September 2018	964	↑
Quarter ending December 2018	1,012	↑
Quarter ending March 2019	1,021	→
Quarter ending June 2019	1,119	↑
Variance since June 2018	22.7%	↑



ACTIVITY



Month	2019	2020
April	0	38
May	194	277
June	347	448
July	485	
August	632	
September	906	
October	1,073	
November	1,230	
December	1,616	
January	1,825	
February	1,962	
March	2,131	
April	2,278	
May	2,278	
June	2,278	

QUALITY

	Quantity	Base Number	Contract	AT	Region	England
% of FP17s for the same patient ID Re-attending within 3 months - Children	1	87	1.1%	10.1%	11.2%	11.4%
% of FP17s for the same patient ID Re-attending within 3 months - Adults	34	290	11.7%	13.6%	14.8%	15.4%
% of FP17s for the same patient ID Re-attending between 3 & 9 months - Children	44	87	50.6%	60.9%	60.9%	59.8%
% of FP17s for the same patient ID Re-attending between 3 & 9 months - Adults	140	290	48.3%	50.7%	53.2%	52.1%
% of FP17s for Band 1 Urgent Courses	30	306	9.8%	9.1%	8.3%	9.2%
% of FP17s Relating to Free Repair or Replacements	0	306	0.0%	0.7%	0.7%	0.7%
% of FP17s Relating to Continuations	0	306	0.0%	0.8%	0.8%	0.8%
% of Patients satisfied with the dentistry they have received	1	1	N/A	93.0%	93.2%	93.4%
% of Patients satisfied with the time they had to wait for an appointment	1	1	N/A	87.2%	88.5%	87.6%

* This is based on patients treated on this contract for their most recent course of treatment.

Figures in italics indicate the base number of FP17s or Patient Questionnaire responses are less than 100. N/A is shown where the base number of responses is less than 10 during the period. % is calculated as Quantity/Base number*100

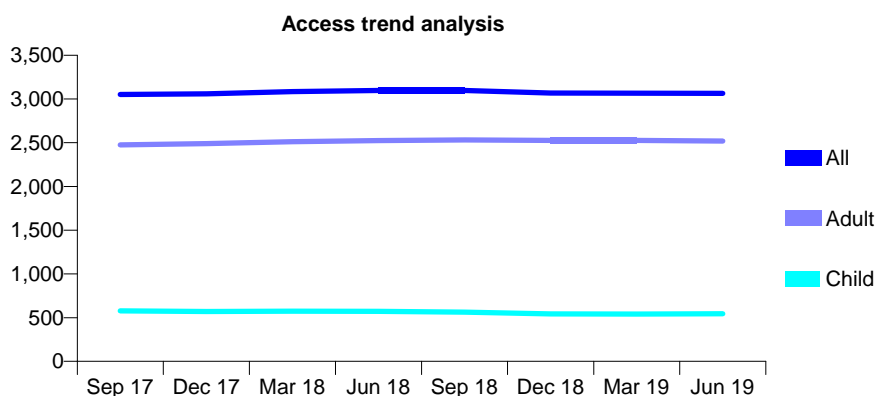
Q56 - Vital Signs At a Glance Contract Report for 936618/0001 - June 2019

Name or company name	MR MR GOODARZI
Contract type name	GDS Contract
Purpose of contract	General
Contract start date	01/04/2006
Contract end date	

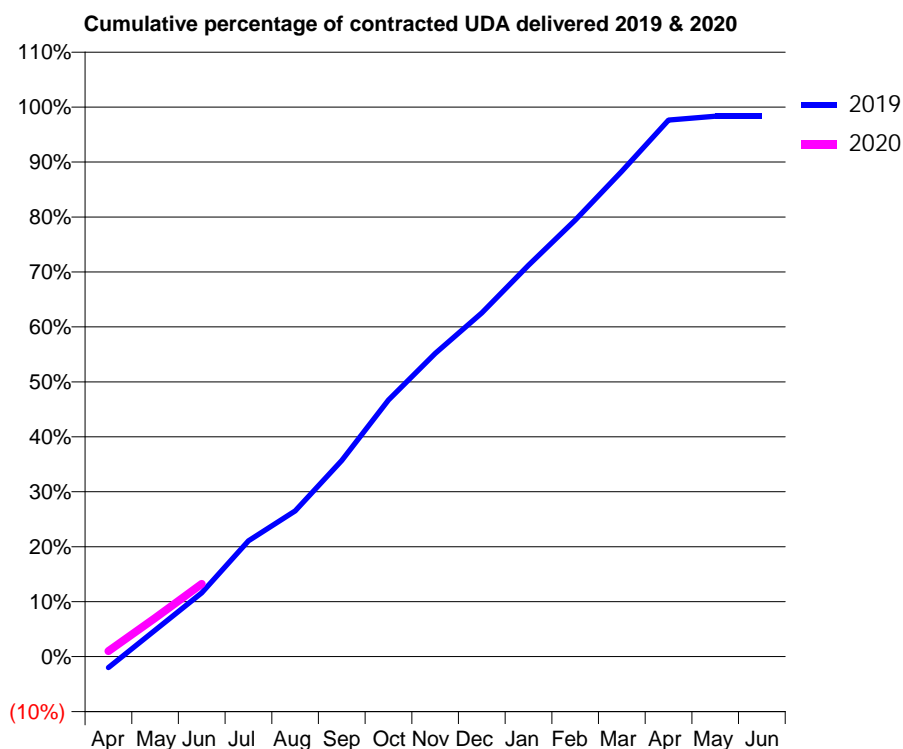
19/20 Contracted general activity (UDA)	9,500
Carry forward general activity (UDA)	0
19/20 Contracted orthodontic activity (UOA)	0
Carry forward orthodontic activity (UOA)	0
Baseline contract value	£251,677.20

ACCESS*

Patients seen in 24 months	Total	Change since previous quarter
Quarter ending June 2018	3,096	
Quarter ending September 2018	3,097	→
Quarter ending December 2018	3,068	→
Quarter ending March 2019	3,066	→
Quarter ending June 2019	3,064	→
Variance since June 2018	(1.0%)	↓



ACTIVITY



Month	Adjusted Scheduled Activity (UDA)	
	2019	2020
April	-193	96
May	457	668
June	1,102	1,257
July	2,002	
August	2,519	
September	3,389	
October	4,436	
November	5,242	
December	5,943	
January	6,766	
February	7,546	
March	8,390	
April	9,275	
May	9,343	
June	9,343	

QUALITY

	Quantity	Base Number	Contract	AT	Region	England
% of FP17s for the same patient ID Re-attending within 3 months - Children	8	177	4.5%	10.1%	11.2%	11.4%
% of FP17s for the same patient ID Re-attending within 3 months - Adults	144	856	16.8%	13.6%	14.8%	15.4%
% of FP17s for the same patient ID Re-attending between 3 & 9 months - Children	119	177	67.2%	60.9%	60.9%	59.8%
% of FP17s for the same patient ID Re-attending between 3 & 9 months - Adults	434	856	50.7%	50.7%	53.2%	52.1%
% of FP17s for Band 1 Urgent Courses	68	722	9.4%	9.1%	8.3%	9.2%
% of FP17s Relating to Free Repair or Replacements	2	722	0.3%	0.7%	0.7%	0.7%
% of FP17s Relating to Continuations	14	722	1.9%	0.8%	0.8%	0.8%
% of Patients satisfied with the dentistry they have received	0	0	N/A	93.0%	93.2%	93.4%
% of Patients satisfied with the time they had to wait for an appointment	0	0	N/A	87.2%	88.5%	87.6%

* This is based on patients treated on this contract for their most recent course of treatment. Figures in italics indicate the base number of FP17s or Patient Questionnaire responses are less than 100. N/A is shown where the base number of responses is less than 10 during the period. % is calculated as Quantity/Base number*100

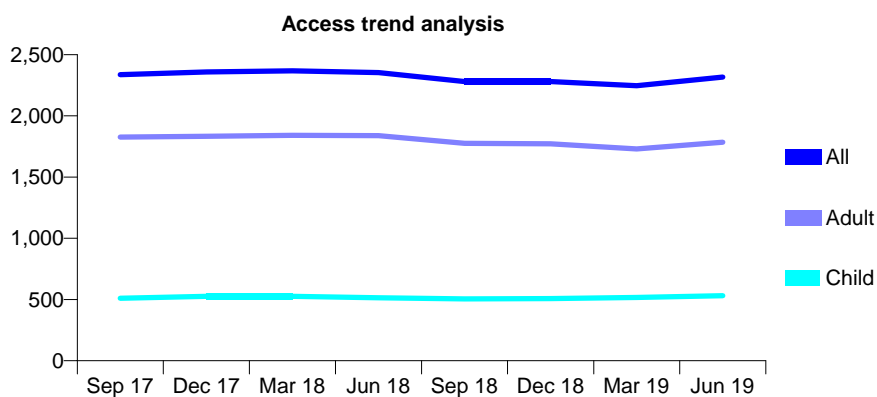
Q56 - Vital Signs At a Glance Contract Report for 943509/0001 - June 2019

Name or company name	MR A ABDOLLAHI
Contract type name	GDS Contract
Purpose of contract	General
Contract start date	01/04/2006
Contract end date	

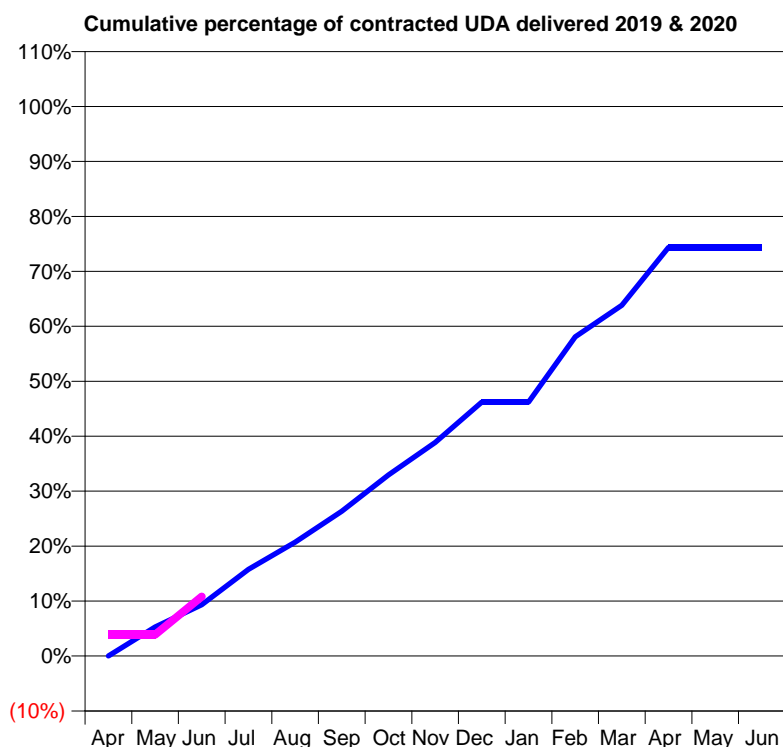
19/20 Contracted general activity (UDA)	11,000
Carry forward general activity (UDA)	0
19/20 Contracted orthodontic activity (UOA)	0
Carry forward orthodontic activity (UOA)	0
Baseline contract value	£300,190.12

ACCESS*

Patients seen in 24 months	Total	Change since previous quarter
Quarter ending June 2018	2,353	
Quarter ending September 2018	2,281	↓
Quarter ending December 2018	2,280	→
Quarter ending March 2019	2,247	↓
Quarter ending June 2019	2,316	↑
Variance since June 2018	(1.6%)	↓



ACTIVITY



Month	Adjusted Scheduled Activity (UDA)	
	2019	2020
April	0	429
May	584	429
June	1,027	1,188
July	1,736	
August	2,280	
September	2,898	
October	3,627	
November	4,274	
December	5,085	
January	5,085	
February	6,390	
March	7,018	
April	8,180	
May	8,180	
June	8,180	

QUALITY

	Quantity	Base Number	Contract	AT	Region	England
% of FP17s for the same patient ID Re-attending within 3 months - Children	9	195	4.6%	10.1%	11.2%	11.4%
% of FP17s for the same patient ID Re-attending within 3 months - Adults	45	676	6.7%	13.6%	14.8%	15.4%
% of FP17s for the same patient ID Re-attending between 3 & 9 months - Children	126	195	64.6%	60.9%	60.9%	59.8%
% of FP17s for the same patient ID Re-attending between 3 & 9 months - Adults	426	676	63.0%	50.7%	53.2%	52.1%
% of FP17s for Band 1 Urgent Courses	50	532	9.4%	9.1%	8.3%	9.2%
% of FP17s Relating to Free Repair or Replacements	0	532	0.0%	0.7%	0.7%	0.7%
% of FP17s Relating to Continuations	0	532	0.0%	0.8%	0.8%	0.8%
% of Patients satisfied with the dentistry they have received	0	0	N/A	93.0%	93.2%	93.4%
% of Patients satisfied with the time they had to wait for an appointment	0	0	N/A	87.2%	88.5%	87.6%

* This is based on patients treated on this contract for their most recent course of treatment. Figures in italics indicate the base number of FP17s or Patient Questionnaire responses are less than 100. N/A is shown where the base number of responses is less than 10 during the period. % is calculated as Quantity/Base number*100

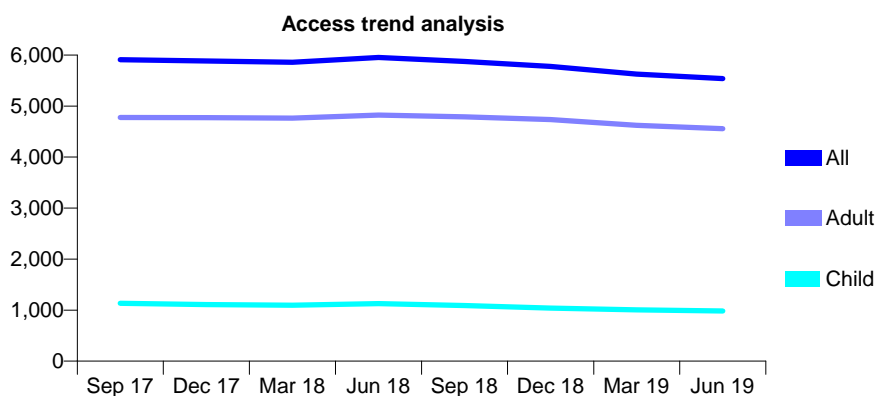
Q56 - Vital Signs At a Glance Contract Report for 949558/0001 - June 2019

Name or company name	MR DF EVANS
Contract type name	GDS Contract
Purpose of contract	General
Contract start date	02/11/2007
Contract end date	

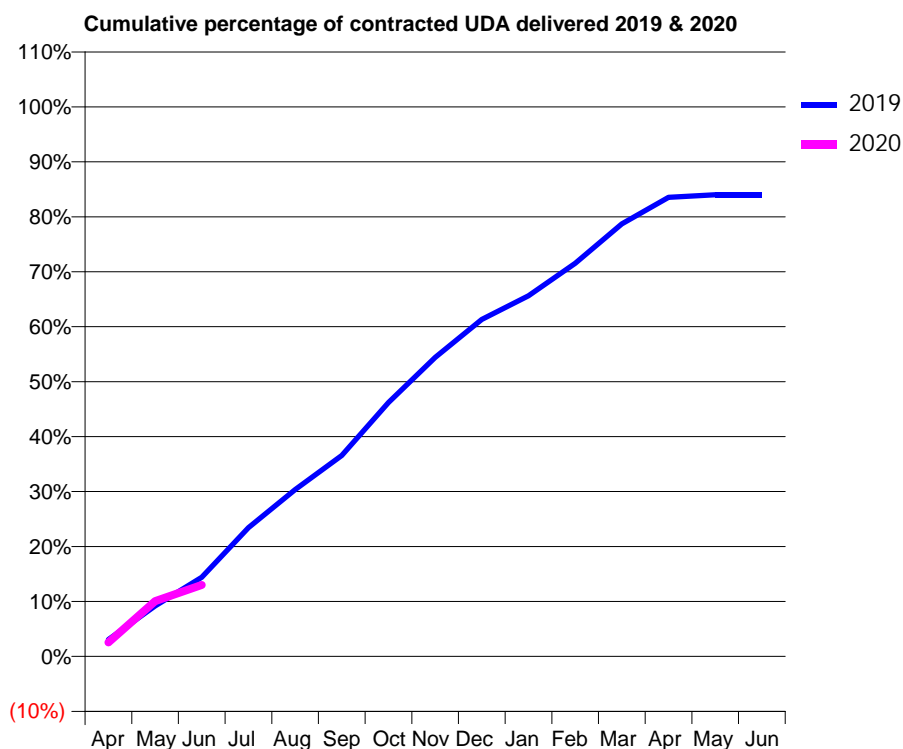
19/20 Contracted general activity (UDA)	19,076
Carry forward general activity (UDA)	0
19/20 Contracted orthodontic activity (UOA)	0
Carry forward orthodontic activity (UOA)	0
Baseline contract value	£466,051.81

ACCESS*

Patients seen in 24 months	Total	Change since previous quarter
Quarter ending June 2018	5,952	
Quarter ending September 2018	5,876	↓
Quarter ending December 2018	5,776	↓
Quarter ending March 2019	5,628	↓
Quarter ending June 2019	5,539	↓
Variance since June 2018	(6.9%)	↓



ACTIVITY



Month	2019	2020
April	588	490
May	1,753	1,918
June	2,749	2,485
July	4,467	
August	5,795	
September	6,974	
October	8,810	
November	10,382	
December	11,694	
January	12,519	
February	13,647	
March	15,017	
April	15,934	
May	16,025	
June	16,025	

QUALITY

	Quantity	Base Number	Contract	AT	Region	England
% of FP17s for the same patient ID Re-attending within 3 months - Children	21	303	6.9%	10.1%	11.2%	11.4%
% of FP17s for the same patient ID Re-attending within 3 months - Adults	232	1,338	17.3%	13.6%	14.8%	15.4%
% of FP17s for the same patient ID Re-attending between 3 & 9 months - Children	160	303	52.8%	60.9%	60.9%	59.8%
% of FP17s for the same patient ID Re-attending between 3 & 9 months - Adults	564	1,338	42.2%	50.7%	53.2%	52.1%
% of FP17s for Band 1 Urgent Courses	124	1,106	11.2%	9.1%	8.3%	9.2%
% of FP17s Relating to Free Repair or Replacements	7	1,106	0.6%	0.7%	0.7%	0.7%
% of FP17s Relating to Continuations	24	1,106	2.2%	0.8%	0.8%	0.8%
% of Patients satisfied with the dentistry they have received	5	5	N/A	93.0%	93.2%	93.4%
% of Patients satisfied with the time they had to wait for an appointment	5	5	N/A	87.2%	88.5%	87.6%

* This is based on patients treated on this contract for their most recent course of treatment. Figures in italics indicate the base number of FP17s or Patient Questionnaire responses are less than 100. N/A is shown where the base number of responses is less than 10 during the period. % is calculated as Quantity/Base number*100

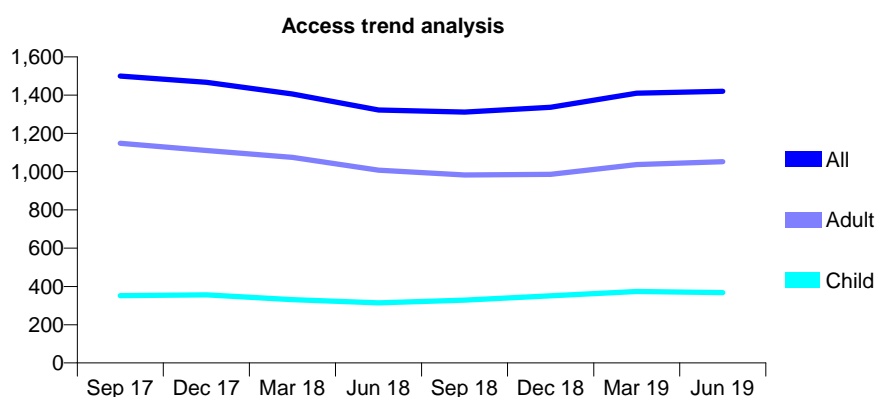
Q56 - Vital Signs At a Glance Contract Report for 949558/0002 - June 2019

Name or company name	MR DF EVANS
Contract type name	GDS Contract
Purpose of contract	General
Contract start date	01/02/2012
Contract end date	

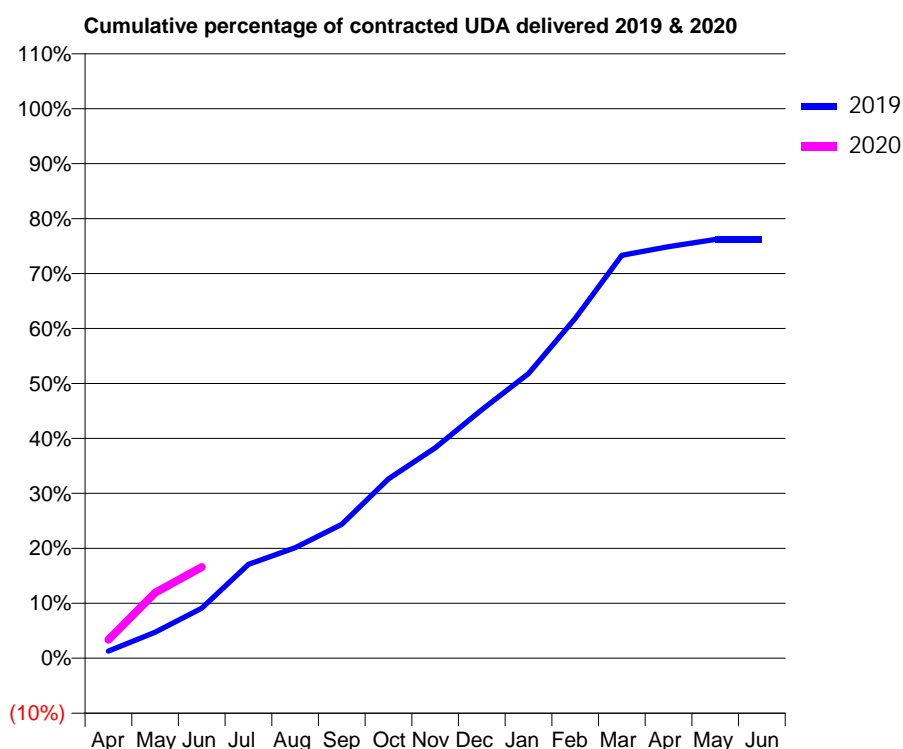
19/20 Contracted general activity (UDA)	4,241
Carry forward general activity (UDA)	0
19/20 Contracted orthodontic activity (UOA)	0
Carry forward orthodontic activity (UOA)	0
Baseline contract value	£89,621.39

ACCESS*

Patients seen in 24 months	Total	Change since previous quarter
Quarter ending June 2018	1,322	
Quarter ending September 2018	1,311	→
Quarter ending December 2018	1,337	→
Quarter ending March 2019	1,410	↑
Quarter ending June 2019	1,420	→
Variance since June 2018	7.4%	↑



ACTIVITY



Month	2019	2020
April	55	142
May	201	506
June	386	703
July	725	
August	853	
September	1,033	
October	1,383	
November	1,624	
December	1,918	
January	2,197	
February	2,623	
March	3,109	
April	3,176	
May	3,232	
June	3,232	

QUALITY

	Quantity	Base Number	Contract	AT	Region	England
% of FP17s for the same patient ID Re-attending within 3 months - Children	4	111	3.6%	10.1%	11.2%	11.4%
% of FP17s for the same patient ID Re-attending within 3 months - Adults	41	291	14.1%	13.6%	14.8%	15.4%
% of FP17s for the same patient ID Re-attending between 3 & 9 months - Children	38	111	34.2%	60.9%	60.9%	59.8%
% of FP17s for the same patient ID Re-attending between 3 & 9 months - Adults	101	291	34.7%	50.7%	53.2%	52.1%
% of FP17s for Band 1 Urgent Courses	37	341	10.9%	9.1%	8.3%	9.2%
% of FP17s Relating to Free Repair or Replacements	5	341	1.5%	0.7%	0.7%	0.7%
% of FP17s Relating to Continuations	8	341	2.3%	0.8%	0.8%	0.8%
% of Patients satisfied with the dentistry they have received	1	1	N/A	93.0%	93.2%	93.4%
% of Patients satisfied with the time they had to wait for an appointment	1	1	N/A	87.2%	88.5%	87.6%

* This is based on patients treated on this contract for their most recent course of treatment. Figures in italics indicate the base number of FP17s or Patient Questionnaire responses are less than 100. N/A is shown where the base number of responses is less than 10 during the period. % is calculated as Quantity/Base number*100

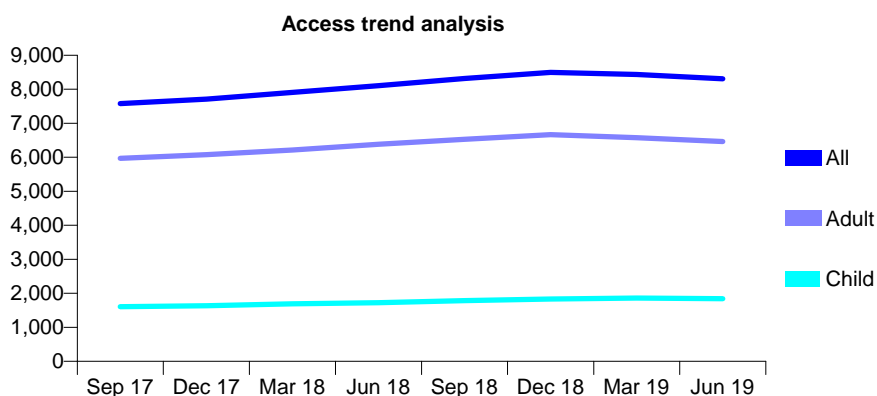
Q56 - Vital Signs At a Glance Contract Report for 962988/0001 - June 2019

Name or company name	MR HS PABARI
Contract type name	GDS Contract
Purpose of contract	General
Contract start date	01/01/2015
Contract end date	

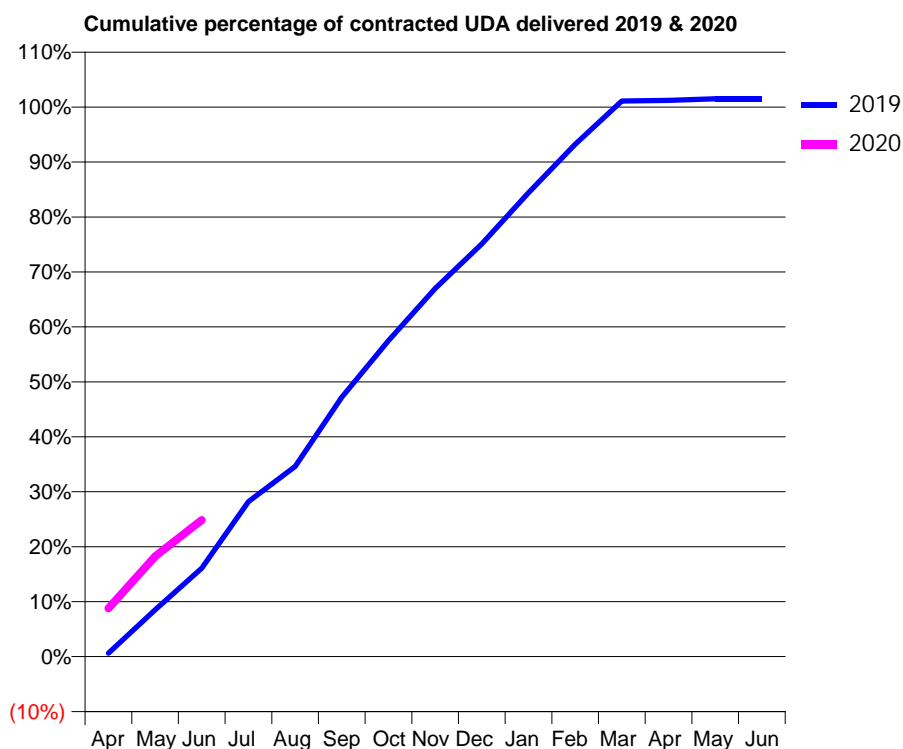
19/20 Contracted general activity (UDA)	21,687
Carry forward general activity (UDA)	0
19/20 Contracted orthodontic activity (UOA)	0
Carry forward orthodontic activity (UOA)	0
Baseline contract value	£521,831.04

ACCESS*

Patients seen in 24 months	Total	Change since previous quarter
Quarter ending June 2018	8,104	
Quarter ending September 2018	8,321	↑
Quarter ending December 2018	8,495	↑
Quarter ending March 2019	8,437	→
Quarter ending June 2019	8,307	↓
Variance since June 2018	2.5%	↑



ACTIVITY



Month	Adjusted Scheduled Activity (UDA)	
	2019	2020
April	134	1,909
May	1,852	3,957
June	3,494	5,390
July	6,117	
August	7,506	
September	10,232	
October	12,468	
November	14,529	
December	16,287	
January	18,306	
February	20,225	
March	21,926	
April	21,950	
May	22,010	
June	22,013	

QUALITY

	Quantity	Base Number	Contract	AT	Region	England
% of FP17s for the same patient ID Re-attending within 3 months - Children	54	702	7.7%	10.1%	11.2%	11.4%
% of FP17s for the same patient ID Re-attending within 3 months - Adults	198	1,908	10.4%	13.6%	14.8%	15.4%
% of FP17s for the same patient ID Re-attending between 3 & 9 months - Children	486	702	69.2%	60.9%	60.9%	59.8%
% of FP17s for the same patient ID Re-attending between 3 & 9 months - Adults	1,046	1,908	54.8%	50.7%	53.2%	52.1%
% of FP17s for Band 1 Urgent Courses	207	2,565	8.1%	9.1%	8.3%	9.2%
% of FP17s Relating to Free Repair or Replacements	14	2,565	0.5%	0.7%	0.7%	0.7%
% of FP17s Relating to Continuations	5	2,565	0.2%	0.8%	0.8%	0.8%
% of Patients satisfied with the dentistry they have received	5	6	N/A	93.0%	93.2%	93.4%
% of Patients satisfied with the time they had to wait for an appointment	5	6	N/A	87.2%	88.5%	87.6%

* This is based on patients treated on this contract for their most recent course of treatment. Figures in italics indicate the base number of FP17s or Patient Questionnaire responses are less than 100. N/A is shown where the base number of responses is less than 10 during the period. % is calculated as Quantity/Base number*100

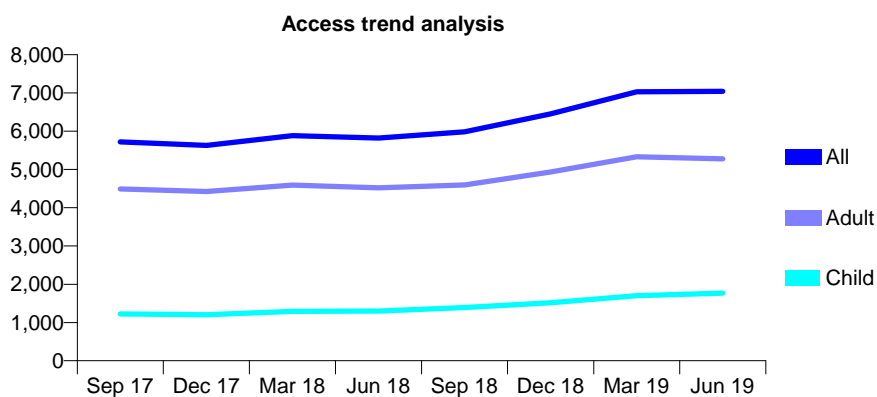
Q56 - Vital Signs At a Glance Contract Report for 966215/0001 - June 2019

Name or company name	A KAUR & A KOUR
Contract type name	GDS Contract
Purpose of contract	General
Contract start date	13/07/2010
Contract end date	

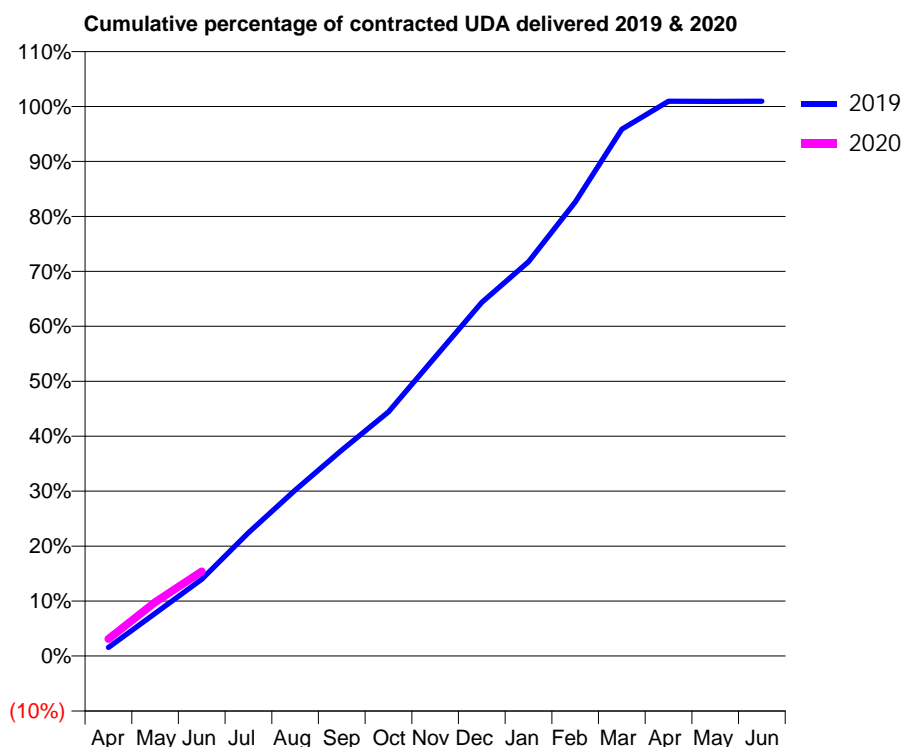
19/20 Contracted general activity (UDA)	20,404
Carry forward general activity (UDA)	0
19/20 Contracted orthodontic activity (UOA)	0
Carry forward orthodontic activity (UOA)	0
Baseline contract value	£518,001.41

ACCESS*

Patients seen in 24 months	Total	Change since previous quarter
Quarter ending June 2018	5,819	
Quarter ending September 2018	5,985	↑
Quarter ending December 2018	6,452	↑
Quarter ending March 2019	7,030	↑
Quarter ending June 2019	7,042	→
Variance since June 2018	21.0%	↑



ACTIVITY



Month	Adjusted Scheduled Activity (UDA)	
	2019	2020
April	316	634
May	1,578	2,002
June	2,837	3,143
July	4,556	
August	6,129	
September	7,609	
October	9,018	
November	11,049	
December	13,061	
January	14,564	
February	16,771	
March	19,454	
April	20,494	
May	20,486	
June	20,497	

QUALITY

	Quantity	Base Number	Contract	AT	Region	England
% of FP17s for the same patient ID Re-attending within 3 months - Children	30	508	5.9%	10.1%	11.2%	11.4%
% of FP17s for the same patient ID Re-attending within 3 months - Adults	164	1,497	11.0%	13.6%	14.8%	15.4%
% of FP17s for the same patient ID Re-attending between 3 & 9 months - Children	273	508	53.7%	60.9%	60.9%	59.8%
% of FP17s for the same patient ID Re-attending between 3 & 9 months - Adults	979	1,497	65.4%	50.7%	53.2%	52.1%
% of FP17s for Band 1 Urgent Courses	130	1,572	8.3%	9.1%	8.3%	9.2%
% of FP17s Relating to Free Repair or Replacements	9	1,572	0.6%	0.7%	0.7%	0.7%
% of FP17s Relating to Continuations	0	1,572	0.0%	0.8%	0.8%	0.8%
% of Patients satisfied with the dentistry they have received	6	6	N/A	93.0%	93.2%	93.4%
% of Patients satisfied with the time they had to wait for an appointment	6	6	N/A	87.2%	88.5%	87.6%

* This is based on patients treated on this contract for their most recent course of treatment. Figures in italics indicate the base number of FP17s or Patient Questionnaire responses are less than 100. N/A is shown where the base number of responses is less than 10 during the period. % is calculated as Quantity/Base number*100

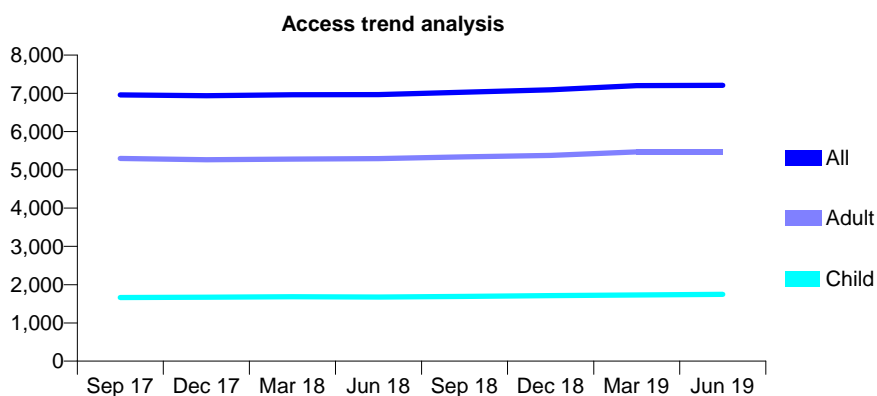
Q56 - Vital Signs At a Glance Contract Report for 968269/0002 - June 2019

Name or company name	MR IS LEIGHTON-SCOTT
Contract type name	GDS Contract
Purpose of contract	General
Contract start date	17/01/2013
Contract end date	

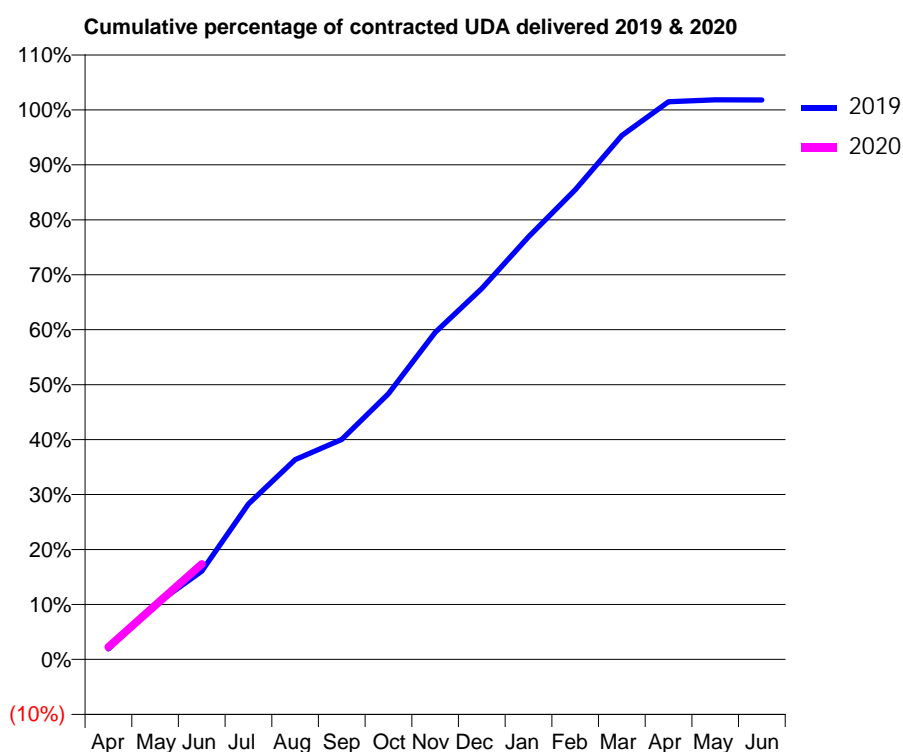
19/20 Contracted general activity (UDA)	17,000
Carry forward general activity (UDA)	0
19/20 Contracted orthodontic activity (UOA)	0
Carry forward orthodontic activity (UOA)	0
Baseline contract value	£400,789.05

ACCESS*

Patients seen in 24 months	Total	Change since previous quarter
Quarter ending June 2018	6,968	
Quarter ending September 2018	7,029	→
Quarter ending December 2018	7,092	→
Quarter ending March 2019	7,200	→
Quarter ending June 2019	7,211	→
Variance since June 2018	3.5%	↑



ACTIVITY



Month	Adjusted Scheduled Activity (UDA)	
	2019	2020
April	324	387
May	1,696	1,671
June	2,730	2,948
July	4,811	
August	6,181	
September	6,807	
October	8,221	
November	10,117	
December	11,475	
January	13,071	
February	14,528	
March	16,206	
April	17,250	
May	17,306	
June	17,303	

QUALITY

	Quantity	Base Number	Contract	AT	Region	England
% of FP17s for the same patient ID Re-attending within 3 months - Children	47	633	7.4%	10.1%	11.2%	11.4%
% of FP17s for the same patient ID Re-attending within 3 months - Adults	154	1,816	8.5%	13.6%	14.8%	15.4%
% of FP17s for the same patient ID Re-attending between 3 & 9 months - Children	406	633	64.1%	60.9%	60.9%	59.8%
% of FP17s for the same patient ID Re-attending between 3 & 9 months - Adults	1,130	1,816	62.2%	50.7%	53.2%	52.1%
% of FP17s for Band 1 Urgent Courses	116	1,825	6.4%	9.1%	8.3%	9.2%
% of FP17s Relating to Free Repair or Replacements	4	1,825	0.2%	0.7%	0.7%	0.7%
% of FP17s Relating to Continuations	12	1,825	0.7%	0.8%	0.8%	0.8%
% of Patients satisfied with the dentistry they have received	3	3	N/A	93.0%	93.2%	93.4%
% of Patients satisfied with the time they had to wait for an appointment	3	3	N/A	87.2%	88.5%	87.6%

* This is based on patients treated on this contract for their most recent course of treatment. Figures in italics indicate the base number of FP17s or Patient Questionnaire responses are less than 100. N/A is shown where the base number of responses is less than 10 during the period. % is calculated as Quantity/Base number*100

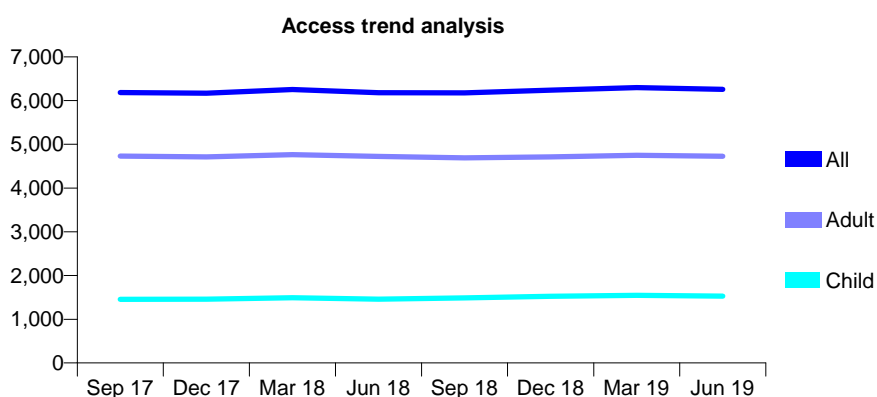
Q56 - Vital Signs At a Glance Contract Report for 982881/0001 - June 2019

Name or company name	Ramesh Sharma
Contract type name	Pilot Contract
Purpose of contract	General
Contract start date	01/04/2006
Contract end date	

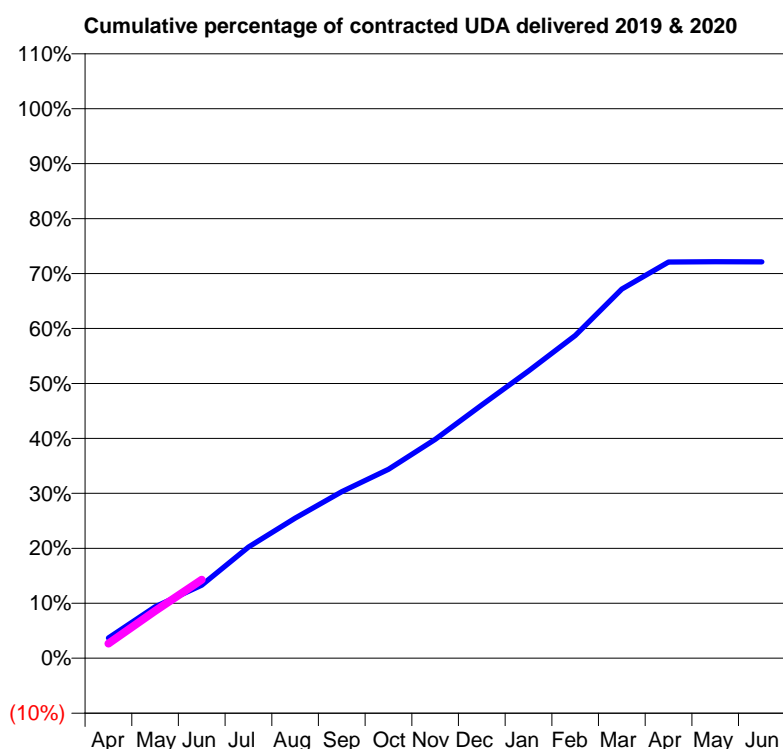
19/20 Contracted general activity (UDA)	19,052
Carry forward general activity (UDA)	0
19/20 Contracted orthodontic activity (UOA)	0
Carry forward orthodontic activity (UOA)	0
Baseline contract value	£592,048.62

ACCESS*

Patients seen in 24 months	Total	Change since previous quarter
Quarter ending June 2018	6,180	
Quarter ending September 2018	6,176	→
Quarter ending December 2018	6,239	→
Quarter ending March 2019	6,296	→
Quarter ending June 2019	6,256	→
Variance since June 2018	1.2%	→



ACTIVITY



Month	2019	2020
April	702	510
May	1,781	1,640
June	2,531	2,721
July	3,855	
August	4,857	
September	5,773	
October	6,549	
November	7,589	
December	8,783	
January	9,955	
February	11,188	
March	12,798	
April	13,735	
May	13,747	
June	13,745	

QUALITY

	Quantity	Base Number	Contract	AT	Region	England
% of FP17s for the same patient ID Re-attending within 3 months - Children	21	451	4.7%	10.1%	11.2%	11.4%
% of FP17s for the same patient ID Re-attending within 3 months - Adults	113	1,055	10.7%	13.6%	14.8%	15.4%
% of FP17s for the same patient ID Re-attending between 3 & 9 months - Children	223	451	49.4%	60.9%	60.9%	59.8%
% of FP17s for the same patient ID Re-attending between 3 & 9 months - Adults	285	1,055	27.0%	50.7%	53.2%	52.1%
% of FP17s for Band 1 Urgent Courses	113	1,185	9.5%	9.1%	8.3%	9.2%
% of FP17s Relating to Free Repair or Replacements	2	1,185	0.2%	0.7%	0.7%	0.7%
% of FP17s Relating to Continuations	0	1,185	0.0%	0.8%	0.8%	0.8%
% of Patients satisfied with the dentistry they have received	1	1	N/A	93.0%	93.2%	93.4%
% of Patients satisfied with the time they had to wait for an appointment	0	1	N/A	87.2%	88.5%	87.6%

* This is based on patients treated on this contract for their most recent course of treatment.

Figures in italics indicate the base number of FP17s or Patient Questionnaire responses are less than 100. N/A is shown where the base number of responses is less than 10 during the period. % is calculated as Quantity/Base number*100

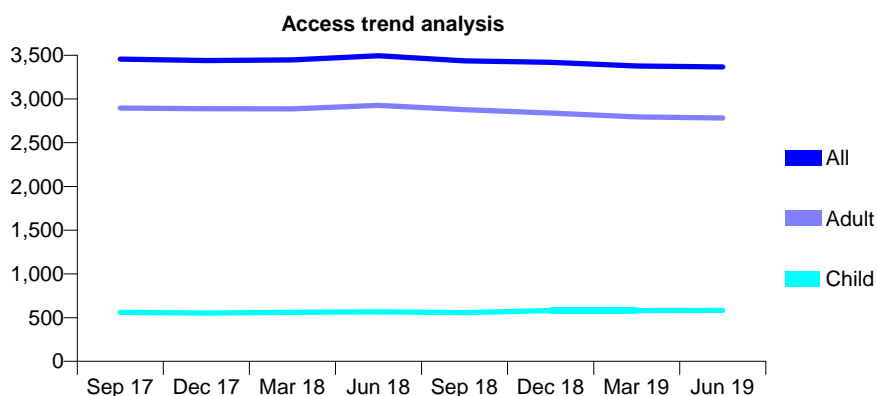
Q56 - Vital Signs At a Glance Contract Report for 997730/0001 - June 2019

Name or company name	MR AP YAXLEY
Contract type name	GDS Contract
Purpose of contract	General
Contract start date	01/04/2006
Contract end date	

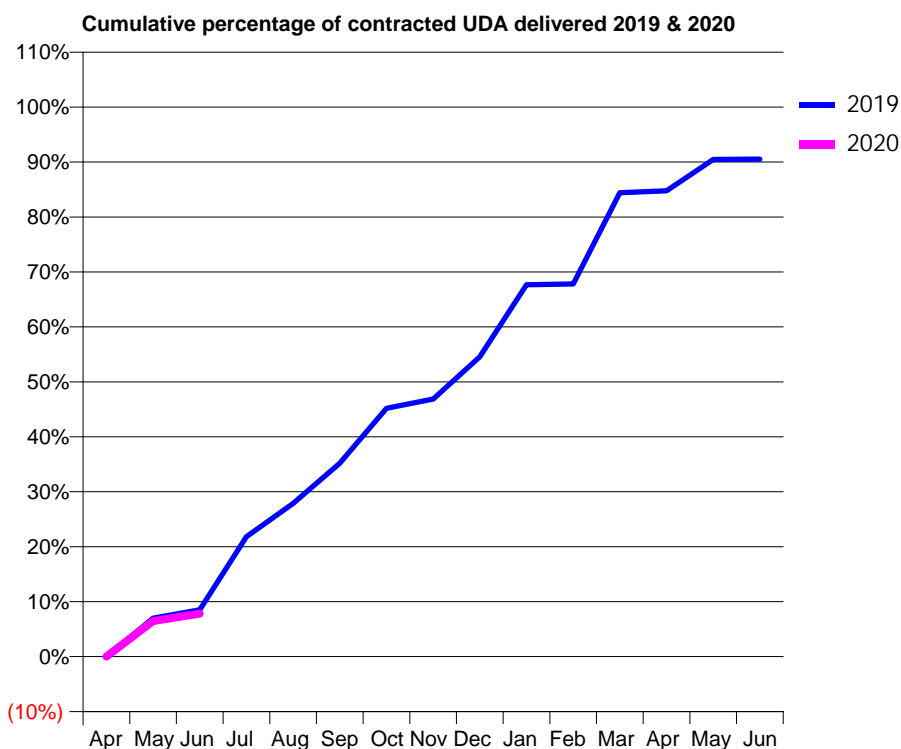
19/20 Contracted general activity (UDA)	10,970
Carry forward general activity (UDA)	0
19/20 Contracted orthodontic activity (UOA)	0
Carry forward orthodontic activity (UOA)	0
Baseline contract value	£254,961.10

ACCESS*

Patients seen in 24 months	Total	Change since previous quarter
Quarter ending June 2018	3,494	
Quarter ending September 2018	3,436	↓
Quarter ending December 2018	3,420	→
Quarter ending March 2019	3,377	↓
Quarter ending June 2019	3,366	→
Variance since June 2018	(3.7%)	↓



ACTIVITY



Month	Adjusted Scheduled Activity (UDA)	
	2019	2020
April	0	0
May	767	712
June	936	858
July	2,394	
August	3,060	
September	3,861	
October	4,956	
November	5,142	
December	5,986	
January	7,422	
February	7,439	
March	9,259	
April	9,296	
May	9,926	
June	9,932	

QUALITY

	Quantity	Base Number	Contract	AT	Region	England
% of FP17s for the same patient ID Re-attending within 3 months - Children	10	116	8.6%	10.1%	11.2%	11.4%
% of FP17s for the same patient ID Re-attending within 3 months - Adults	110	479	23.0%	13.6%	14.8%	15.4%
% of FP17s for the same patient ID Re-attending between 3 & 9 months - Children	39	116	33.6%	60.9%	60.9%	59.8%
% of FP17s for the same patient ID Re-attending between 3 & 9 months - Adults	161	479	33.6%	50.7%	53.2%	52.1%
% of FP17s for Band 1 Urgent Courses	38	354	10.7%	9.1%	8.3%	9.2%
% of FP17s Relating to Free Repair or Replacements	12	354	3.4%	0.7%	0.7%	0.7%
% of FP17s Relating to Continuations	16	354	4.5%	0.8%	0.8%	0.8%
% of Patients satisfied with the dentistry they have received	2	2	N/A	93.0%	93.2%	93.4%
% of Patients satisfied with the time they had to wait for an appointment	2	2	N/A	87.2%	88.5%	87.6%

* This is based on patients treated on this contract for their most recent course of treatment. Figures in italics indicate the base number of FP17s or Patient Questionnaire responses are less than 100. N/A is shown where the base number of responses is less than 10 during the period. % is calculated as Quantity/Base number*100