

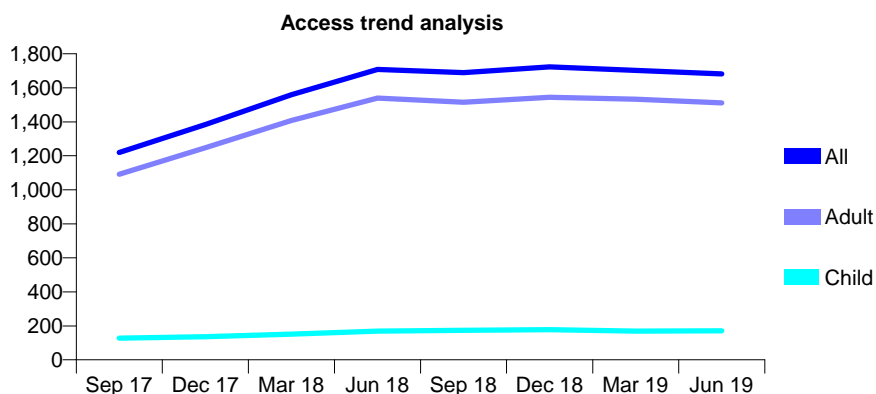
Q62 - Vital Signs At a Glance Contract Report for 100171/0000 - June 2019

Name or company name	MR AH GHAURI
Contract type name	PDS Contract
Purpose of contract	General
Contract start date	01/06/2016
Contract end date	31/05/2021

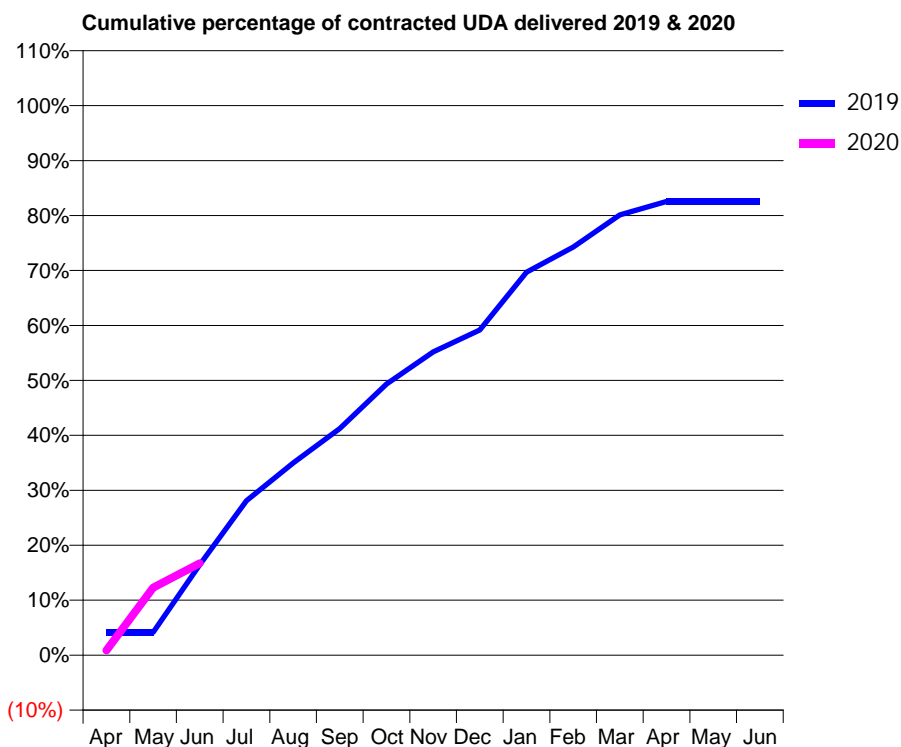
19/20 Contracted general activity (UDA)	3,211
Carry forward general activity (UDA)	0
19/20 Contracted orthodontic activity (UOA)	0
Carry forward orthodontic activity (UOA)	0
Baseline contract value	£166,160.76

ACCESS*

Patients seen in 24 months	Total	Change since previous quarter
Quarter ending June 2018	1,708	
Quarter ending September 2018	1,689	↓
Quarter ending December 2018	1,723	↑
Quarter ending March 2019	1,702	↓
Quarter ending June 2019	1,682	↓
Variance since June 2018	(1.5%)	↓



ACTIVITY



Month	Adjusted Scheduled Activity (UDA)	
	2019	2020
April	134	29
May	134	395
June	529	536
July	902	
August	1,123	
September	1,325	
October	1,584	
November	1,772	
December	1,900	
January	2,237	
February	2,385	
March	2,572	
April	2,650	
May	2,650	
June	2,650	

QUALITY

	Quantity	Base Number	Contract	AT	Region	England
% of FP17s for the same patient ID Re-attending within 3 months - Children	0	73	0.0%	10.0%	11.9%	11.4%
% of FP17s for the same patient ID Re-attending within 3 months - Adults	5	439	1.1%	16.3%	17.2%	15.4%
% of FP17s for the same patient ID Re-attending between 3 & 9 months - Children	0	73	0.0%	50.0%	49.8%	59.8%
% of FP17s for the same patient ID Re-attending between 3 & 9 months - Adults	0	439	0.0%	38.6%	39.5%	52.1%
% of FP17s for Band 1 Urgent Courses	446	447	99.8%	11.8%	11.2%	9.2%
% of FP17s Relating to Free Repair or Replacements	0	447	0.0%	0.5%	0.5%	0.7%
% of FP17s Relating to Continuations	0	447	0.0%	0.5%	0.7%	0.8%
% of Patients satisfied with the dentistry they have received	0	0	N/A	89.8%	90.6%	93.4%
% of Patients satisfied with the time they had to wait for an appointment	0	0	N/A	84.2%	83.8%	87.6%

* This is based on patients treated on this contract for their most recent course of treatment. Figures in italics indicate the base number of FP17s or Patient Questionnaire responses are less than 100. N/A is shown where the base number of responses is less than 10 during the period. % is calculated as Quantity/Base number*100

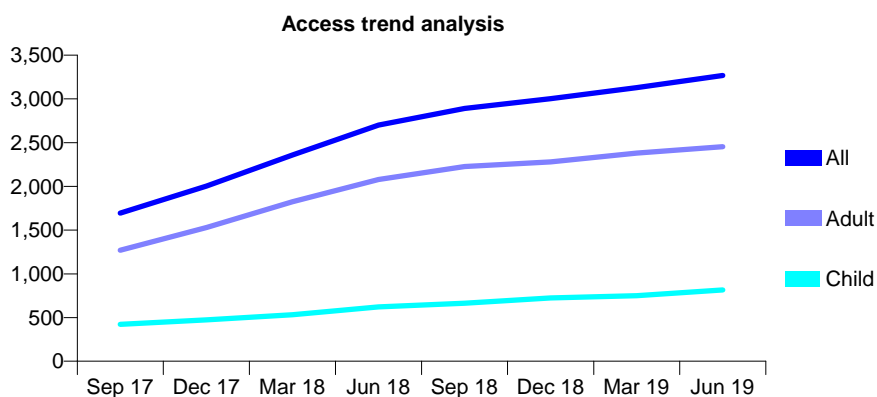
Q62 - Vital Signs At a Glance Contract Report for 100217/0000 - June 2019

Name or company name	Dentistry for You
Contract type name	PDS Plus Contract
Purpose of contract	General
Contract start date	01/10/2016
Contract end date	30/09/2024

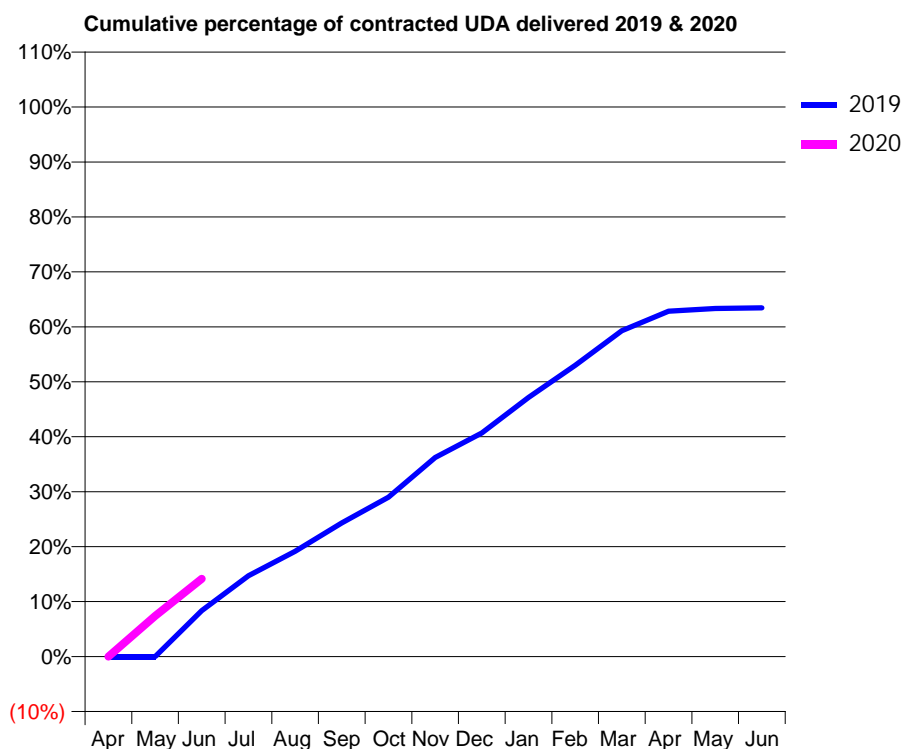
19/20 Contracted general activity (UDA)	14,000
Carry forward general activity (UDA)	0
19/20 Contracted orthodontic activity (UOA)	0
Carry forward orthodontic activity (UOA)	0
Baseline contract value	£245,000.00

ACCESS*

Patients seen in 24 months	Total	Change since previous quarter
Quarter ending June 2018	2,701	
Quarter ending September 2018	2,891	↑
Quarter ending December 2018	3,004	↑
Quarter ending March 2019	3,129	↑
Quarter ending June 2019	3,268	↑
Variance since June 2018	21.0%	↑



ACTIVITY



Month	Adjusted Scheduled Activity (UDA)	
	2019	2020
April	0	0
May	2	1,033
June	1,172	1,982
July	2,060	
August	2,681	
September	3,407	
October	4,062	
November	5,070	
December	5,695	
January	6,599	
February	7,423	
March	8,302	
April	8,799	
May	8,869	
June	8,881	

QUALITY

	Quantity	Base Number	Contract	AT	Region	England
% of FP17s for the same patient ID Re-attending within 3 months - Children	34	295	11.5%	10.0%	11.9%	11.4%
% of FP17s for the same patient ID Re-attending within 3 months - Adults	138	727	19.0%	16.3%	17.2%	15.4%
% of FP17s for the same patient ID Re-attending between 3 & 9 months - Children	156	295	52.9%	50.0%	49.8%	59.8%
% of FP17s for the same patient ID Re-attending between 3 & 9 months - Adults	269	727	37.0%	38.6%	39.5%	52.1%
% of FP17s for Band 1 Urgent Courses	180	842	21.4%	11.8%	11.2%	9.2%
% of FP17s Relating to Free Repair or Replacements	1	842	0.1%	0.5%	0.5%	0.7%
% of FP17s Relating to Continuations	4	842	0.5%	0.5%	0.7%	0.8%
% of Patients satisfied with the dentistry they have received	0	0	N/A	89.8%	90.6%	93.4%
% of Patients satisfied with the time they had to wait for an appointment	0	0	N/A	84.2%	83.8%	87.6%

* This is based on patients treated on this contract for their most recent course of treatment. Figures in italics indicate the base number of FP17s or Patient Questionnaire responses are less than 100. N/A is shown where the base number of responses is less than 10 during the period. % is calculated as Quantity/Base number*100

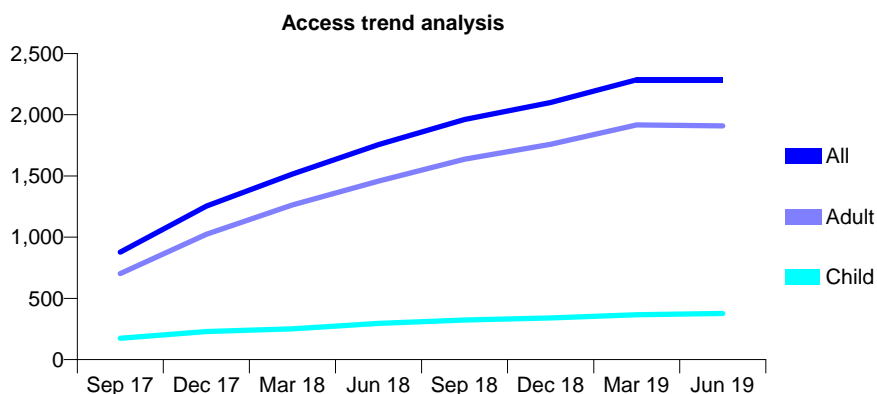
Q62 - Vital Signs At a Glance Contract Report for 100358/0000 - June 2019

Name or company name	Mrs M Parekh & Dr V Patel & Dr. J. Parekh
Contract type name	GDS Contract
Purpose of contract	General
Contract start date	01/04/2017
Contract end date	

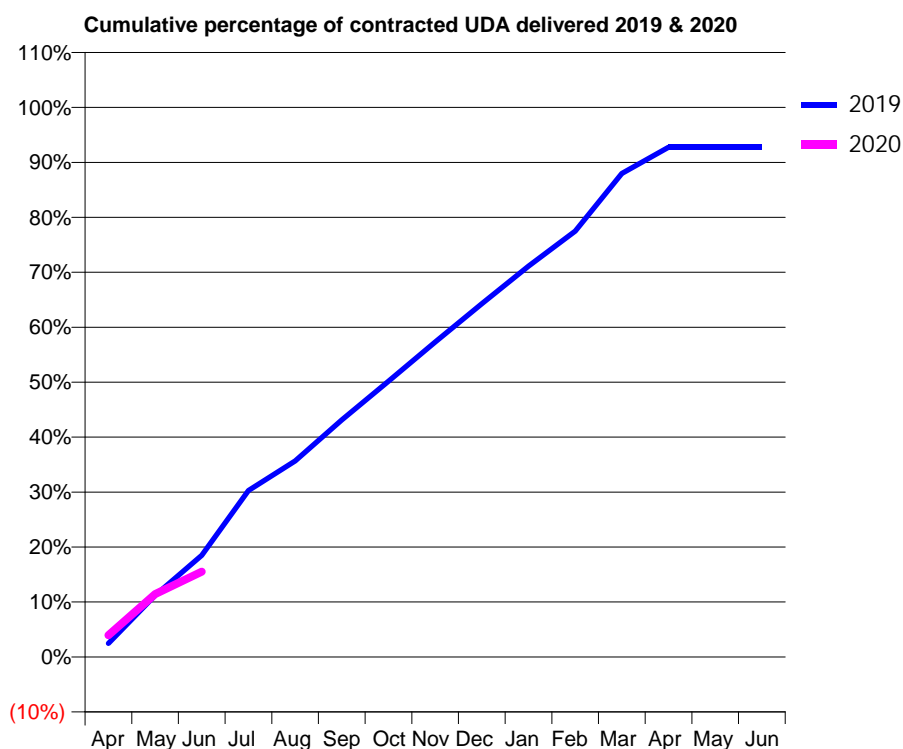
19/20 Contracted general activity (UDA)	7,263
Carry forward general activity (UDA)	0
19/20 Contracted orthodontic activity (UOA)	0
Carry forward orthodontic activity (UOA)	0
Baseline contract value	£202,694.45

ACCESS*

Patients seen in 24 months	Total	Change since previous quarter
Quarter ending June 2018	1,756	
Quarter ending September 2018	1,962	↑
Quarter ending December 2018	2,101	↑
Quarter ending March 2019	2,286	↑
Quarter ending June 2019	2,286	→
Variance since June 2018	30.2%	↑



ACTIVITY



Month	2019	2020
April	181	288
May	816	831
June	1,344	1,128
July	2,201	
August	2,590	
September	3,133	
October	3,644	
November	4,163	
December	4,667	
January	5,165	
February	5,629	
March	6,389	
April	6,735	
May	6,735	
June	6,735	

QUALITY

	Quantity	Base Number	Contract	AT	Region	England
% of FP17s for the same patient ID Re-attending within 3 months - Children	10	130	7.7%	10.0%	11.9%	11.4%
% of FP17s for the same patient ID Re-attending within 3 months - Adults	89	429	20.7%	16.3%	17.2%	15.4%
% of FP17s for the same patient ID Re-attending between 3 & 9 months - Children	58	130	44.6%	50.0%	49.8%	59.8%
% of FP17s for the same patient ID Re-attending between 3 & 9 months - Adults	122	429	28.4%	38.6%	39.5%	52.1%
% of FP17s for Band 1 Urgent Courses	90	454	19.8%	11.8%	11.2%	9.2%
% of FP17s Relating to Free Repair or Replacements	0	454	0.0%	0.5%	0.5%	0.7%
% of FP17s Relating to Continuations	0	454	0.0%	0.5%	0.7%	0.8%
% of Patients satisfied with the dentistry they have received	2	2	N/A	89.8%	90.6%	93.4%
% of Patients satisfied with the time they had to wait for an appointment	2	2	N/A	84.2%	83.8%	87.6%

* This is based on patients treated on this contract for their most recent course of treatment. Figures in italics indicate the base number of FP17s or Patient Questionnaire responses are less than 100. N/A is shown where the base number of responses is less than 10 during the period. % is calculated as Quantity/Base number*100

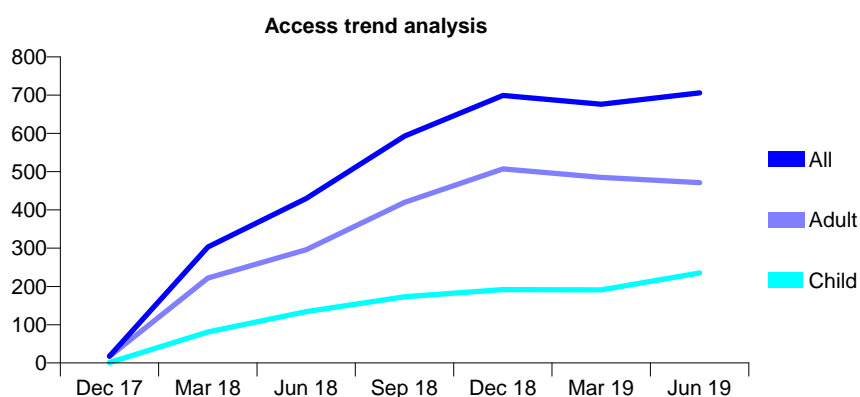
Q62 - Vital Signs At a Glance Contract Report for 100485/0000 - June 2019

Name or company name	Harrow Road Dental Practice
Contract type name	GDS Contract
Purpose of contract	General
Contract start date	01/11/2017
Contract end date	

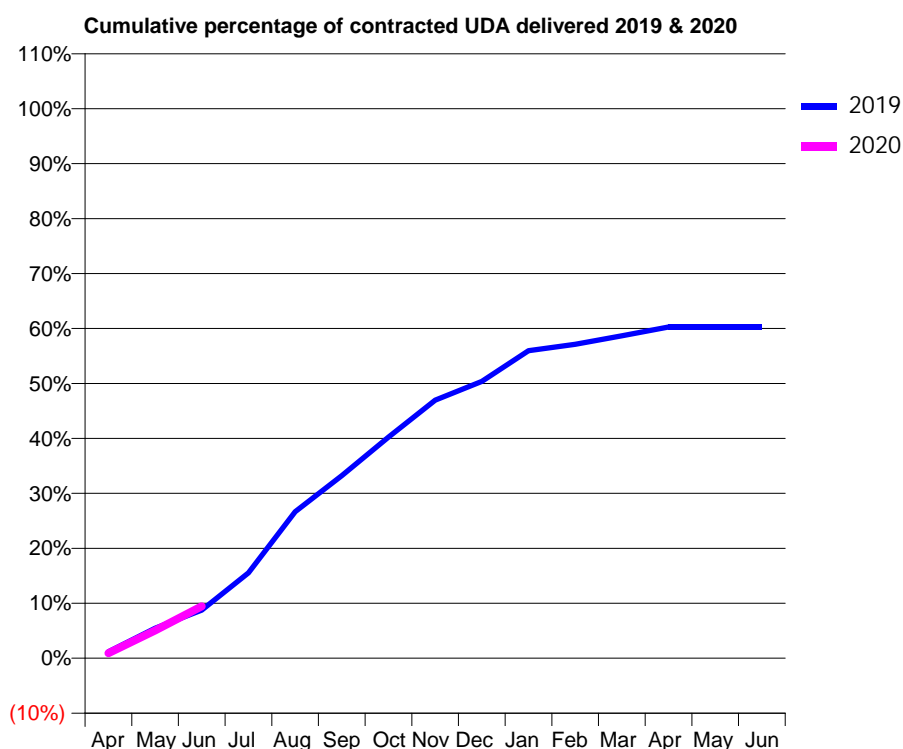
19/20 Contracted general activity (UDA)	3,000
Carry forward general activity (UDA)	0
19/20 Contracted orthodontic activity (UOA)	0
Carry forward orthodontic activity (UOA)	0
Baseline contract value	£81,933.75

ACCESS*

Patients seen in 24 months	Total	Change since previous quarter
Quarter ending June 2018	430	
Quarter ending September 2018	593	↑
Quarter ending December 2018	699	↑
Quarter ending March 2019	676	↓
Quarter ending June 2019	706	↑
Variance since June 2018	64.2%	↑



ACTIVITY



Month	2019	2020
April	35	27
May	164	152
June	262	283
July	467	
August	799	
September	996	
October	1,207	
November	1,409	
December	1,511	
January	1,678	
February	1,714	
March	1,760	
April	1,808	
May	1,808	
June	1,808	

QUALITY

	Quantity	Base Number	Contract	AT	Region	England
% of FP17s for the same patient ID Re-attending within 3 months - Children	1	92	1.1%	10.0%	11.9%	11.4%
% of FP17s for the same patient ID Re-attending within 3 months - Adults	0	89	0.0%	16.3%	17.2%	15.4%
% of FP17s for the same patient ID Re-attending between 3 & 9 months - Children	8	92	8.7%	50.0%	49.8%	59.8%
% of FP17s for the same patient ID Re-attending between 3 & 9 months - Adults	7	89	7.9%	38.6%	39.5%	52.1%
% of FP17s for Band 1 Urgent Courses	6	143	4.2%	11.8%	11.2%	9.2%
% of FP17s Relating to Free Repair or Replacements	0	143	0.0%	0.5%	0.5%	0.7%
% of FP17s Relating to Continuations	0	143	0.0%	0.5%	0.7%	0.8%
% of Patients satisfied with the dentistry they have received	0	0	N/A	89.8%	90.6%	93.4%
% of Patients satisfied with the time they had to wait for an appointment	0	0	N/A	84.2%	83.8%	87.6%

* This is based on patients treated on this contract for their most recent course of treatment.

Figures in italics indicate the base number of FP17s or Patient Questionnaire responses are less than 100. N/A is shown where the base number of responses is less than 10 during the period. % is calculated as Quantity/Base number*100

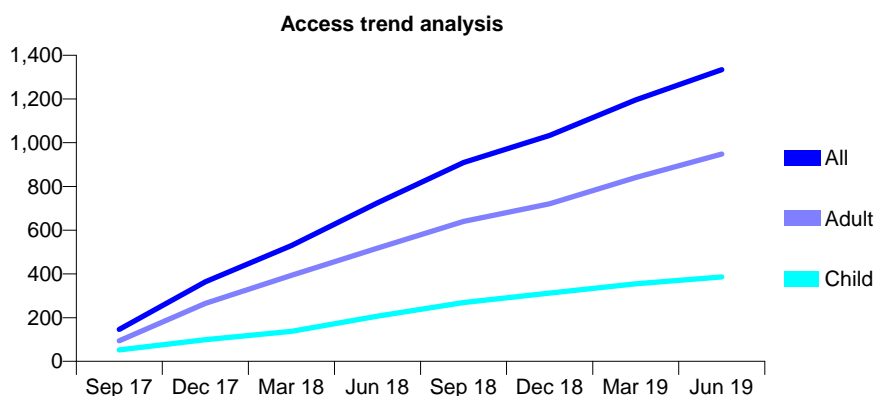
Q62 - Vital Signs At a Glance Contract Report for 100488/0000 - June 2019

Name or company name	Sharareh Naghibi and Barry Lanesman
Contract type name	GDS Contract
Purpose of contract	General
Contract start date	01/08/2017
Contract end date	

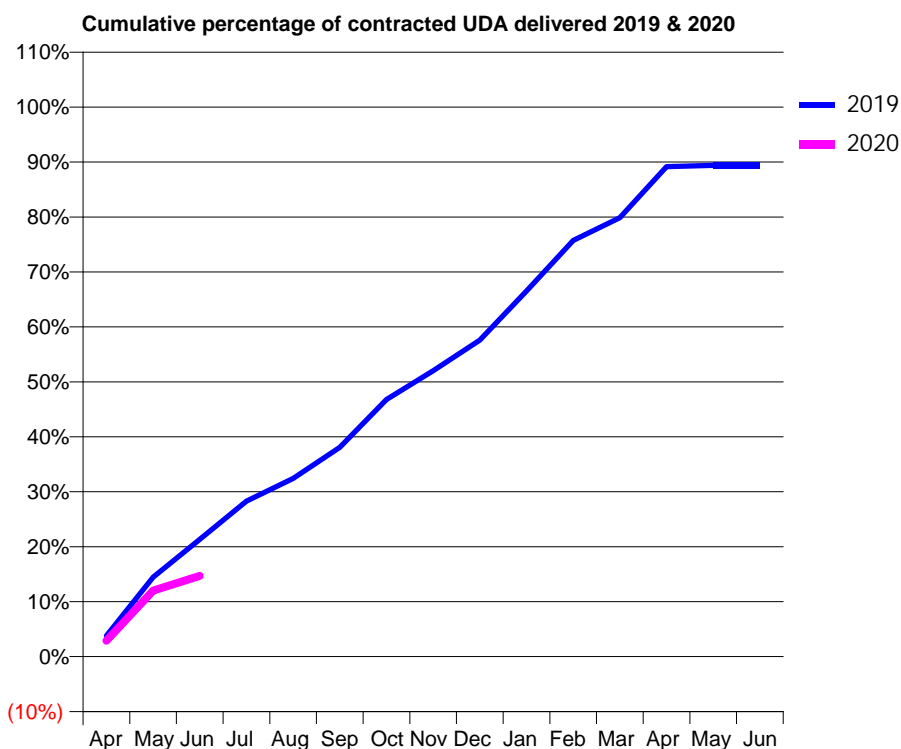
19/20 Contracted general activity (UDA)	6,000
Carry forward general activity (UDA)	0
19/20 Contracted orthodontic activity (UOA)	0
Carry forward orthodontic activity (UOA)	0
Baseline contract value	£158,901.83

ACCESS*

Patients seen in 24 months	Total	Change since previous quarter
Quarter ending June 2018	725	
Quarter ending September 2018	909	↑
Quarter ending December 2018	1,033	↑
Quarter ending March 2019	1,196	↑
Quarter ending June 2019	1,334	↑
Variance since June 2018	84.0%	↑



ACTIVITY



Month	Adjusted Scheduled Activity (UDA)	
	2019	2020
April	228	174
May	869	721
June	1,281	881
July	1,696	
August	1,946	
September	2,286	
October	2,808	
November	3,121	
December	3,456	
January	3,991	
February	4,544	
March	4,793	
April	5,349	
May	5,363	
June	5,363	

QUALITY

	Quantity	Base Number	Contract	AT	Region	England
% of FP17s for the same patient ID Re-attending within 3 months - Children	6	106	5.7%	10.0%	11.9%	11.4%
% of FP17s for the same patient ID Re-attending within 3 months - Adults	12	216	5.6%	16.3%	17.2%	15.4%
% of FP17s for the same patient ID Re-attending between 3 & 9 months - Children	36	106	34.0%	50.0%	49.8%	59.8%
% of FP17s for the same patient ID Re-attending between 3 & 9 months - Adults	46	216	21.3%	38.6%	39.5%	52.1%
% of FP17s for Band 1 Urgent Courses	7	197	3.6%	11.8%	11.2%	9.2%
% of FP17s Relating to Free Repair or Replacements	0	197	0.0%	0.5%	0.5%	0.7%
% of FP17s Relating to Continuations	0	197	0.0%	0.5%	0.7%	0.8%
% of Patients satisfied with the dentistry they have received	0	0	N/A	89.8%	90.6%	93.4%
% of Patients satisfied with the time they had to wait for an appointment	0	0	N/A	84.2%	83.8%	87.6%

* This is based on patients treated on this contract for their most recent course of treatment. Figures in italics indicate the base number of FP17s or Patient Questionnaire responses are less than 100. N/A is shown where the base number of responses is less than 10 during the period. % is calculated as Quantity/Base number*100

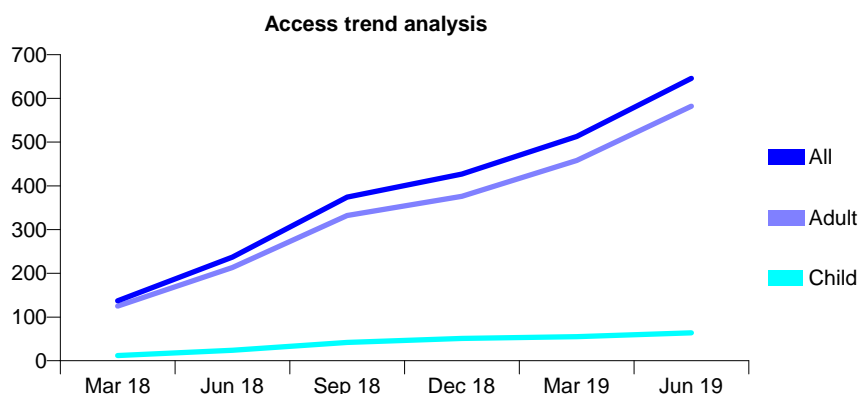
Q62 - Vital Signs At a Glance Contract Report for 100552/0000 - June 2019

Name or company name	MR HS MAUDUDI
Contract type name	PDS Contract
Purpose of contract	General
Contract start date	01/12/2017
Contract end date	31/03/2022

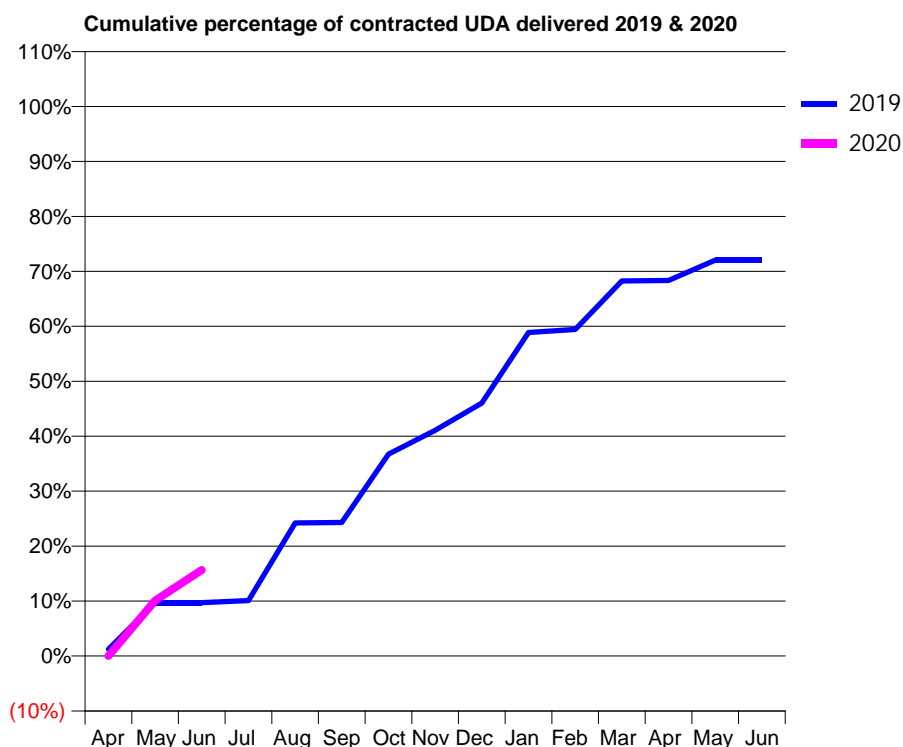
19/20 Contracted general activity (UDA)	1,332
Carry forward general activity (UDA)	0
19/20 Contracted orthodontic activity (UOA)	0
Carry forward orthodontic activity (UOA)	0
Baseline contract value	£98,309.92

ACCESS*

Patients seen in 24 months	Total	Change since previous quarter
Quarter ending June 2018	237	
Quarter ending September 2018	374	↑
Quarter ending December 2018	427	↑
Quarter ending March 2019	513	↑
Quarter ending June 2019	646	↑
Variance since June 2018	172.6%	↑



ACTIVITY



Month	Adjusted Scheduled Activity (UDA)	
	2019	2020
April	17	0
May	130	135
June	130	209
July	134	
August	323	
September	324	
October	489	
November	547	
December	613	
January	784	
February	791	
March	909	
April	910	
May	959	
June	959	

QUALITY

	Quantity	Base Number	Contract	AT	Region	England
% of FP17s for the same patient ID Re-attending within 3 months - Children	0	25	0.0%	10.0%	11.9%	11.4%
% of FP17s for the same patient ID Re-attending within 3 months - Adults	2	203	1.0%	16.3%	17.2%	15.4%
% of FP17s for the same patient ID Re-attending between 3 & 9 months - Children	0	25	0.0%	50.0%	49.8%	59.8%
% of FP17s for the same patient ID Re-attending between 3 & 9 months - Adults	2	203	1.0%	38.6%	39.5%	52.1%
% of FP17s for Band 1 Urgent Courses	139	186	74.7%	11.8%	11.2%	9.2%
% of FP17s Relating to Free Repair or Replacements	0	186	0.0%	0.5%	0.5%	0.7%
% of FP17s Relating to Continuations	0	186	0.0%	0.5%	0.7%	0.8%
% of Patients satisfied with the dentistry they have received	0	0	N/A	89.8%	90.6%	93.4%
% of Patients satisfied with the time they had to wait for an appointment	0	0	N/A	84.2%	83.8%	87.6%

* This is based on patients treated on this contract for their most recent course of treatment. Figures in italics indicate the base number of FP17s or Patient Questionnaire responses are less than 100. N/A is shown where the base number of responses is less than 10 during the period. % is calculated as Quantity/Base number*100

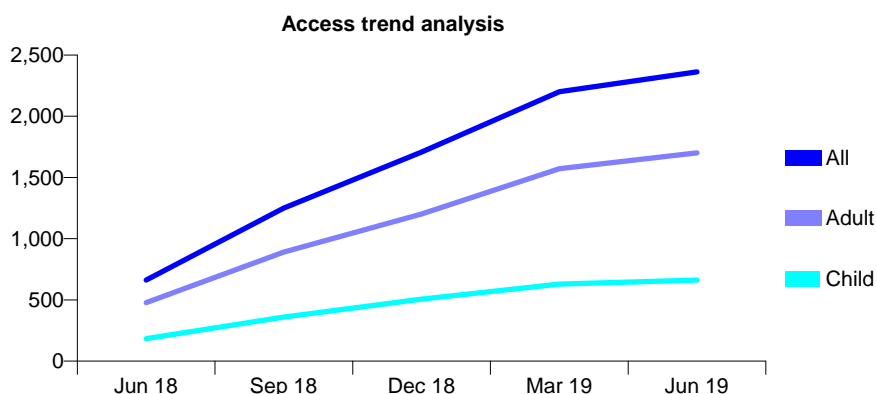
Q62 - Vital Signs At a Glance Contract Report for 100603/0000 - June 2019

Name or company name	MR HM PATEL
Contract type name	GDS Contract
Purpose of contract	General
Contract start date	01/04/2018
Contract end date	

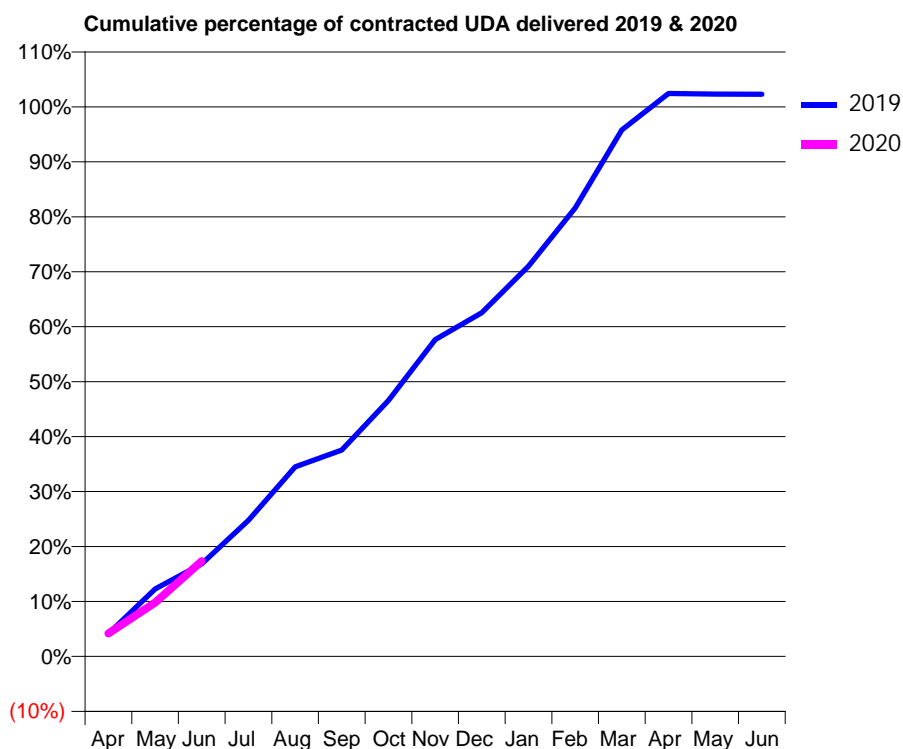
19/20 Contracted general activity (UDA)	7,000
Carry forward general activity (UDA)	0
19/20 Contracted orthodontic activity (UOA)	0
Carry forward orthodontic activity (UOA)	0
Baseline contract value	£179,477.24

ACCESS*

Patients seen in 24 months	Total	Change since previous quarter
Quarter ending June 2018	662	
Quarter ending September 2018	1,250	↑
Quarter ending December 2018	1,708	↑
Quarter ending March 2019	2,201	↑
Quarter ending June 2019	2,363	↑
Variance since June 2018	256.9%	↑



ACTIVITY



Month	Adjusted Scheduled Activity (UDA)	
	2019	2020
April	292	292
May	858	687
June	1,180	1,214
July	1,734	
August	2,415	
September	2,629	
October	3,260	
November	4,035	
December	4,378	
January	4,971	
February	5,713	
March	6,706	
April	7,170	
May	7,162	
June	7,161	

QUALITY

	Quantity	Base Number	Contract	AT	Region	England
% of FP17s for the same patient ID Re-attending within 3 months - Children	31	249	12.4%	10.0%	11.9%	11.4%
% of FP17s for the same patient ID Re-attending within 3 months - Adults	70	551	12.7%	16.3%	17.2%	15.4%
% of FP17s for the same patient ID Re-attending between 3 & 9 months - Children	132	249	53.0%	50.0%	49.8%	59.8%
% of FP17s for the same patient ID Re-attending between 3 & 9 months - Adults	213	551	38.7%	38.6%	39.5%	52.1%
% of FP17s for Band 1 Urgent Courses	78	632	12.3%	11.8%	11.2%	9.2%
% of FP17s Relating to Free Repair or Replacements	3	632	0.5%	0.5%	0.5%	0.7%
% of FP17s Relating to Continuations	2	632	0.3%	0.5%	0.7%	0.8%
% of Patients satisfied with the dentistry they have received	0	0	N/A	89.8%	90.6%	93.4%
% of Patients satisfied with the time they had to wait for an appointment	0	0	N/A	84.2%	83.8%	87.6%

* This is based on patients treated on this contract for their most recent course of treatment. Figures in italics indicate the base number of FP17s or Patient Questionnaire responses are less than 100. N/A is shown where the base number of responses is less than 10 during the period. % is calculated as Quantity/Base number*100

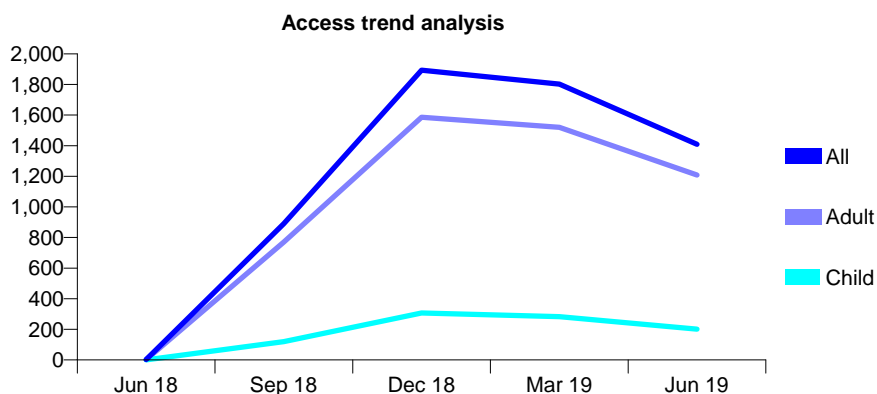
Q62 - Vital Signs At a Glance Contract Report for 100617/0000 - June 2019

Name or company name	S & Y Golar
Contract type name	GDS Contract
Purpose of contract	General
Contract start date	01/04/2018
Contract end date	

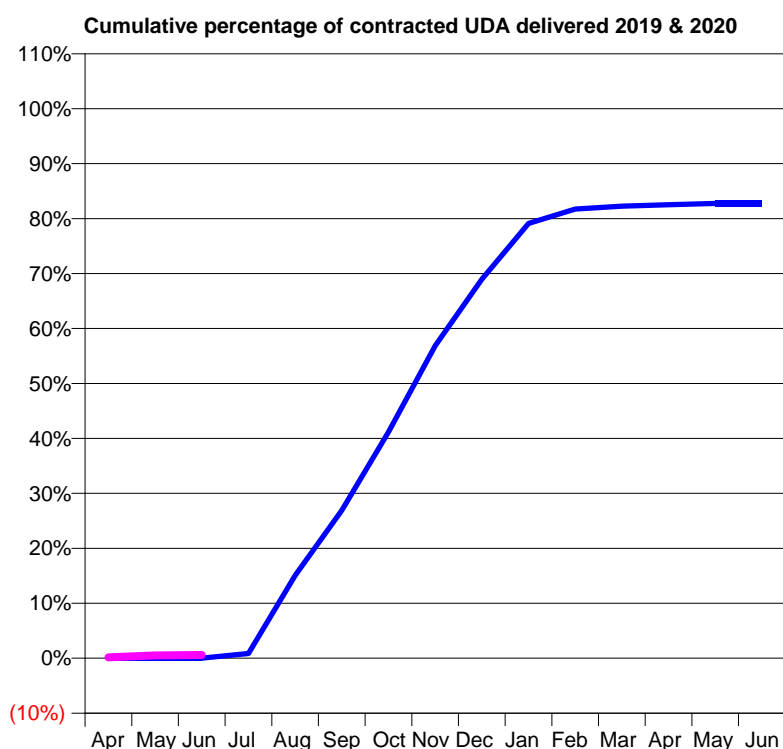
19/20 Contracted general activity (UDA)	12,000
Carry forward general activity (UDA)	0
19/20 Contracted orthodontic activity (UOA)	0
Carry forward orthodontic activity (UOA)	0
Baseline contract value	£330,910.67

ACCESS*

Patients seen in 24 months	Total	Change since previous quarter
Quarter ending June 2018	2	
Quarter ending September 2018	890	↑
Quarter ending December 2018	1,893	↑
Quarter ending March 2019	1,803	↓
Quarter ending June 2019	1,409	↓
Variance since June 2018	70350.0%	↑



ACTIVITY



Month	2019	2020
April	0	20
May	0	61
June	0	70
July	103	
August	1,810	
September	3,227	
October	4,941	
November	6,825	
December	8,273	
January	9,491	
February	9,809	
March	9,871	
April	9,902	
May	9,932	
June	9,932	

QUALITY

	Quantity	Base Number	Contract	AT	Region	England
% of FP17s for the same patient ID Re-attending within 3 months - Children	1	3	33.3%	10.0%	11.9%	11.4%
% of FP17s for the same patient ID Re-attending within 3 months - Adults	2	33	6.1%	16.3%	17.2%	15.4%
% of FP17s for the same patient ID Re-attending between 3 & 9 months - Children	0	3	0.0%	50.0%	49.8%	59.8%
% of FP17s for the same patient ID Re-attending between 3 & 9 months - Adults	5	33	15.2%	38.6%	39.5%	52.1%
% of FP17s for Band 1 Urgent Courses	10	23	43.5%	11.8%	11.2%	9.2%
% of FP17s Relating to Free Repair or Replacements	2	23	8.7%	0.5%	0.5%	0.7%
% of FP17s Relating to Continuations	0	23	0.0%	0.5%	0.7%	0.8%
% of Patients satisfied with the dentistry they have received	0	0	N/A	89.8%	90.6%	93.4%
% of Patients satisfied with the time they had to wait for an appointment	0	0	N/A	84.2%	83.8%	87.6%

* This is based on patients treated on this contract for their most recent course of treatment.

Figures in italics indicate the base number of FP17s or Patient Questionnaire responses are less than 100. N/A is shown where the base number of responses is less than 10 during the period. % is calculated as Quantity/Base number*100

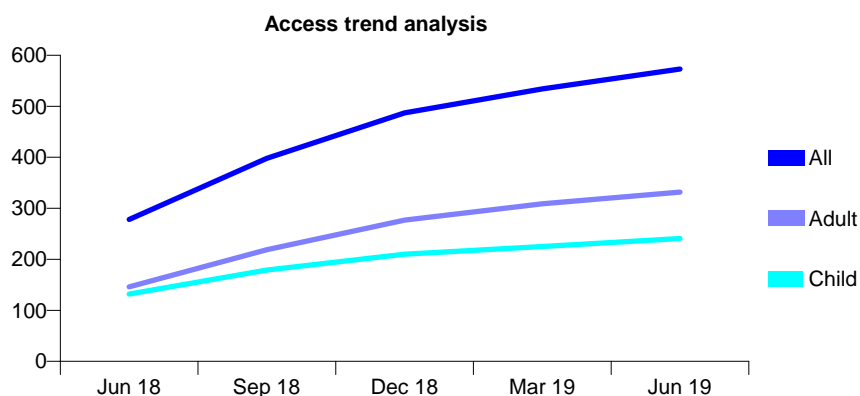
Q62 - Vital Signs At a Glance Contract Report for 100634/0000 - June 2019

Name or company name	MR PU SHAH
Contract type name	GDS Contract
Purpose of contract	General
Contract start date	01/04/2018
Contract end date	

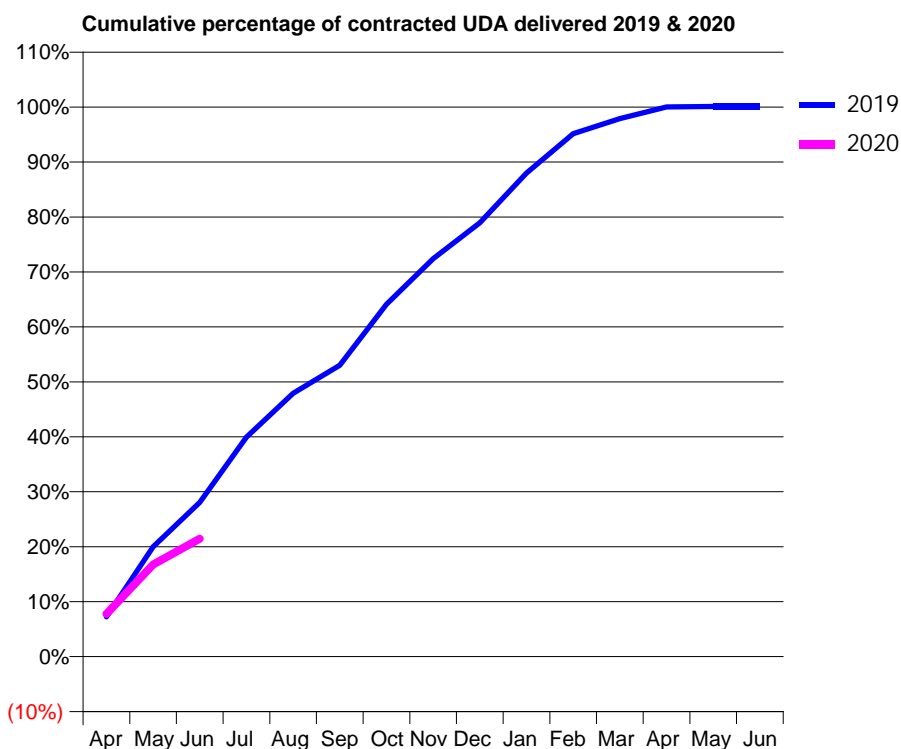
19/20 Contracted general activity (UDA)	3,000
Carry forward general activity (UDA)	0
19/20 Contracted orthodontic activity (UOA)	0
Carry forward orthodontic activity (UOA)	0
Baseline contract value	£76,109.46

ACCESS*

Patients seen in 24 months	Total	Change since previous quarter
Quarter ending June 2018	278	
Quarter ending September 2018	398	↑
Quarter ending December 2018	487	↑
Quarter ending March 2019	534	↑
Quarter ending June 2019	573	↑
Variance since June 2018	106.1%	↑



ACTIVITY



Month	Adjusted Scheduled Activity (UDA)	
	2019	2020
April	217	232
May	600	502
June	842	643
July	1,199	
August	1,438	
September	1,590	
October	1,924	
November	2,173	
December	2,368	
January	2,640	
February	2,855	
March	2,937	
April	3,000	
May	3,003	
June	3,003	

QUALITY

	Quantity	Base Number	Contract	AT	Region	England
% of FP17s for the same patient ID Re-attending within 3 months - Children	2	88	2.3%	10.0%	11.9%	11.4%
% of FP17s for the same patient ID Re-attending within 3 months - Adults	4	134	3.0%	16.3%	17.2%	15.4%
% of FP17s for the same patient ID Re-attending between 3 & 9 months - Children	8	88	9.1%	50.0%	49.8%	59.8%
% of FP17s for the same patient ID Re-attending between 3 & 9 months - Adults	13	134	9.7%	38.6%	39.5%	52.1%
% of FP17s for Band 1 Urgent Courses	45	189	23.8%	11.8%	11.2%	9.2%
% of FP17s Relating to Free Repair or Replacements	0	189	0.0%	0.5%	0.5%	0.7%
% of FP17s Relating to Continuations	0	189	0.0%	0.5%	0.7%	0.8%
% of Patients satisfied with the dentistry they have received	1	2	N/A	89.8%	90.6%	93.4%
% of Patients satisfied with the time they had to wait for an appointment	2	2	N/A	84.2%	83.8%	87.6%

* This is based on patients treated on this contract for their most recent course of treatment. Figures in italics indicate the base number of FP17s or Patient Questionnaire responses are less than 100. N/A is shown where the base number of responses is less than 10 during the period. % is calculated as Quantity/Base number*100

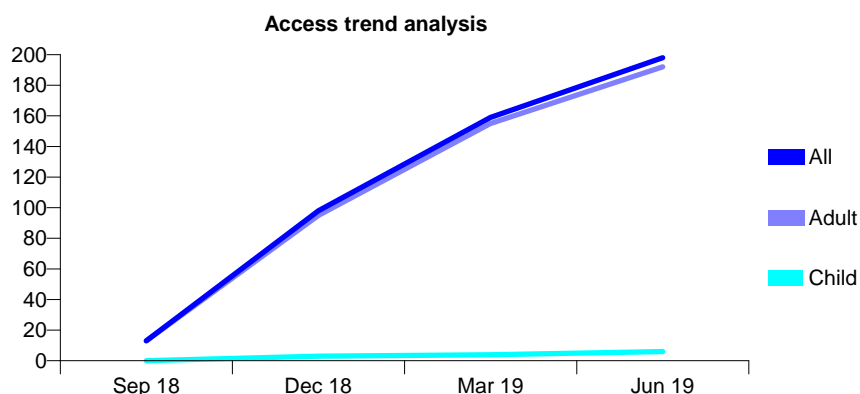
Q62 - Vital Signs At a Glance Contract Report for 100680/0000 - June 2019

Name or company name	Visiting Specialist Services Limited
Contract type name	PDS Contract
Purpose of contract	General
Contract start date	01/07/2018
Contract end date	30/06/2021

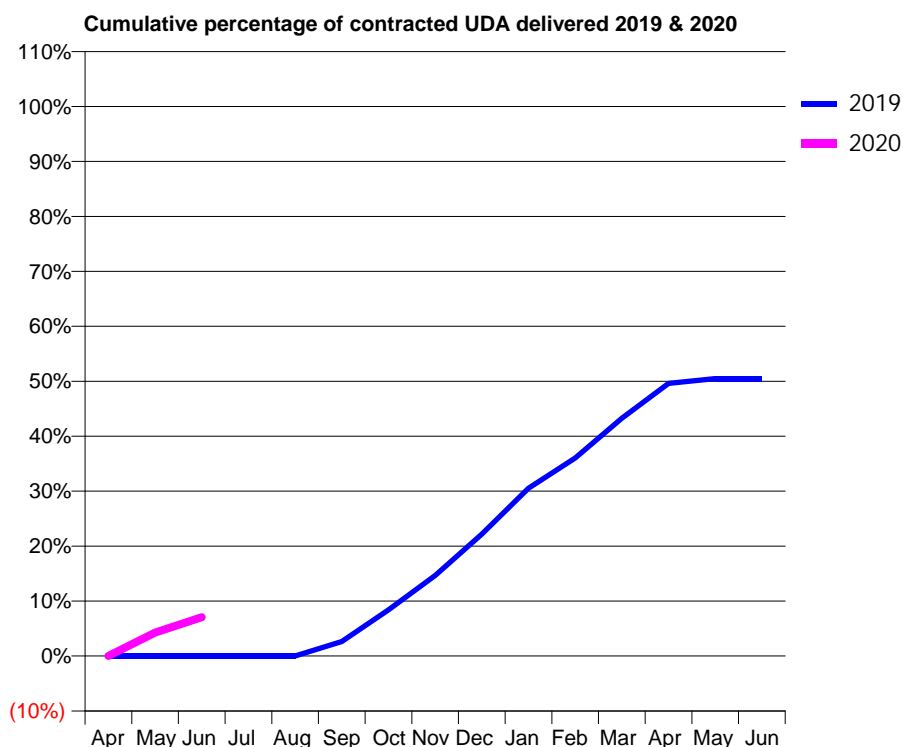
19/20 Contracted general activity (UDA)	5,460
Carry forward general activity (UDA)	0
19/20 Contracted orthodontic activity (UOA)	0
Carry forward orthodontic activity (UOA)	0
Baseline contract value	£292,428.94

ACCESS*

Patients seen in 24 months	Total	Change since previous quarter
Quarter ending June 2018	0	
Quarter ending September 2018	13	↑
Quarter ending December 2018	98	↑
Quarter ending March 2019	159	↑
Quarter ending June 2019	198	↑
Variance since June 2018	N/A	



ACTIVITY



Month	Adjusted Scheduled Activity (UDA)	
	2019	2020
April	0	0
May	0	232
June	0	386
July	0	
August	0	
September	108	
October	344	
November	601	
December	909	
January	1,251	
February	1,476	
March	1,771	
April	2,032	
May	2,067	
June	2,067	

QUALITY

	Quantity	Base Number	Contract	AT	Region	England
% of FP17s for the same patient ID Re-attending within 3 months - Children	0	3	0.0%	10.0%	11.9%	11.4%
% of FP17s for the same patient ID Re-attending within 3 months - Adults	0	254	0.0%	16.3%	17.2%	15.4%
% of FP17s for the same patient ID Re-attending between 3 & 9 months - Children	0	3	0.0%	50.0%	49.8%	59.8%
% of FP17s for the same patient ID Re-attending between 3 & 9 months - Adults	1	254	0.4%	38.6%	39.5%	52.1%
% of FP17s for Band 1 Urgent Courses	0	138	0.0%	11.8%	11.2%	9.2%
% of FP17s Relating to Free Repair or Replacements	0	138	0.0%	0.5%	0.5%	0.7%
% of FP17s Relating to Continuations	0	138	0.0%	0.5%	0.7%	0.8%
% of Patients satisfied with the dentistry they have received	1	1	N/A	89.8%	90.6%	93.4%
% of Patients satisfied with the time they had to wait for an appointment	0	1	N/A	84.2%	83.8%	87.6%

* This is based on patients treated on this contract for their most recent course of treatment.

Figures in italics indicate the base number of FP17s or Patient Questionnaire responses are less than 100. N/A is shown where the base number of responses is less than 10 during the period. % is calculated as Quantity/Base number*100

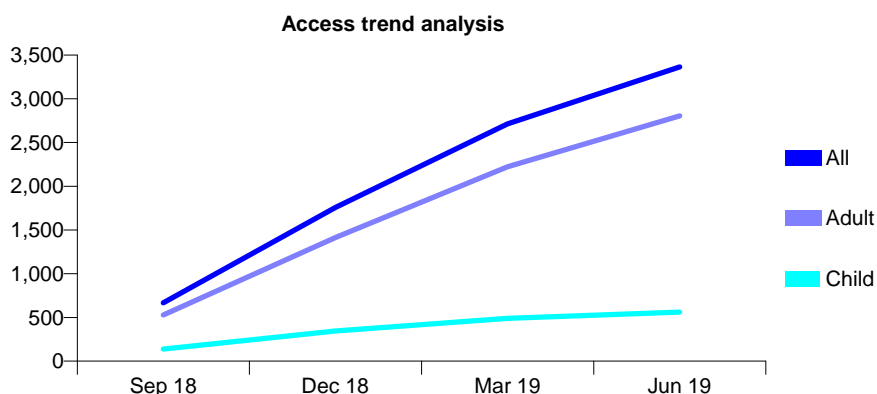
Q62 - Vital Signs At a Glance Contract Report for 100847/0000 - June 2019

Name or company name	Earls Court Dental Ltd
Contract type name	GDS Contract
Purpose of contract	General
Contract start date	01/08/2018
Contract end date	

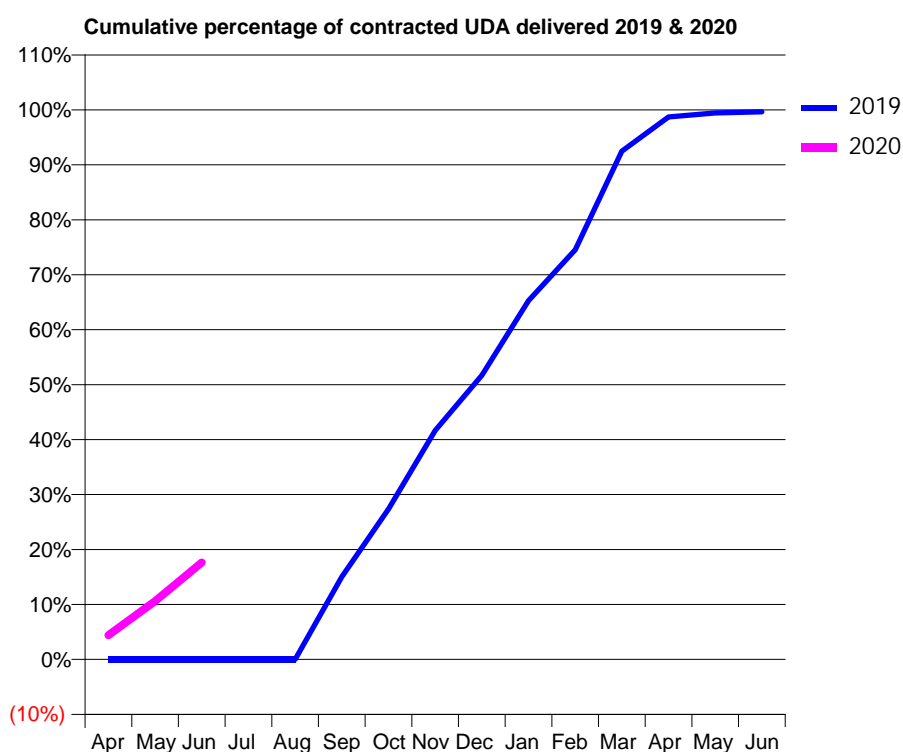
19/20 Contracted general activity (UDA)	13,832
Carry forward general activity (UDA)	0
19/20 Contracted orthodontic activity (UOA)	0
Carry forward orthodontic activity (UOA)	0
Baseline contract value	£381,929.09

ACCESS*

Patients seen in 24 months	Total	Change since previous quarter
Quarter ending June 2018	0	
Quarter ending September 2018	667	↑
Quarter ending December 2018	1,758	↑
Quarter ending March 2019	2,714	↑
Quarter ending June 2019	3,365	↑
Variance since June 2018	N/A	



ACTIVITY



Month	2019	2020
April	0	609
May	0	1,467
June	0	2,437
July	0	
August	1	
September	1,385	
October	2,524	
November	3,840	
December	4,765	
January	6,019	
February	6,874	
March	8,527	
April	9,103	
May	9,170	
June	9,188	

QUALITY

	Quantity	Base Number	Contract	AT	Region	England
% of FP17s for the same patient ID Re-attending within 3 months - Children	23	212	10.8%	10.0%	11.9%	11.4%
% of FP17s for the same patient ID Re-attending within 3 months - Adults	177	1,074	16.5%	16.3%	17.2%	15.4%
% of FP17s for the same patient ID Re-attending between 3 & 9 months - Children	111	212	52.4%	50.0%	49.8%	59.8%
% of FP17s for the same patient ID Re-attending between 3 & 9 months - Adults	264	1,074	24.6%	38.6%	39.5%	52.1%
% of FP17s for Band 1 Urgent Courses	212	1,051	20.2%	11.8%	11.2%	9.2%
% of FP17s Relating to Free Repair or Replacements	11	1,051	1.0%	0.5%	0.5%	0.7%
% of FP17s Relating to Continuations	8	1,051	0.8%	0.5%	0.7%	0.8%
% of Patients satisfied with the dentistry they have received	0	0	N/A	89.8%	90.6%	93.4%
% of Patients satisfied with the time they had to wait for an appointment	0	0	N/A	84.2%	83.8%	87.6%

* This is based on patients treated on this contract for their most recent course of treatment. Figures in italics indicate the base number of FP17s or Patient Questionnaire responses are less than 100. N/A is shown where the base number of responses is less than 10 during the period. % is calculated as Quantity/Base number*100

Q62 - Vital Signs At a Glance Contract Report for 101047/0000 - June 2019


Name or company name	Bloom & Gonsai Limited
Contract type name	PDS Contract
Purpose of contract	General
Contract start date	01/04/2019
Contract end date	31/03/2023

19/20 Contracted general activity (UDA)	2,214
Carry forward general activity (UDA)	0
19/20 Contracted orthodontic activity (UOA)	0
Carry forward orthodontic activity (UOA)	0
Baseline contract value	£267,406.92

ACCESS*

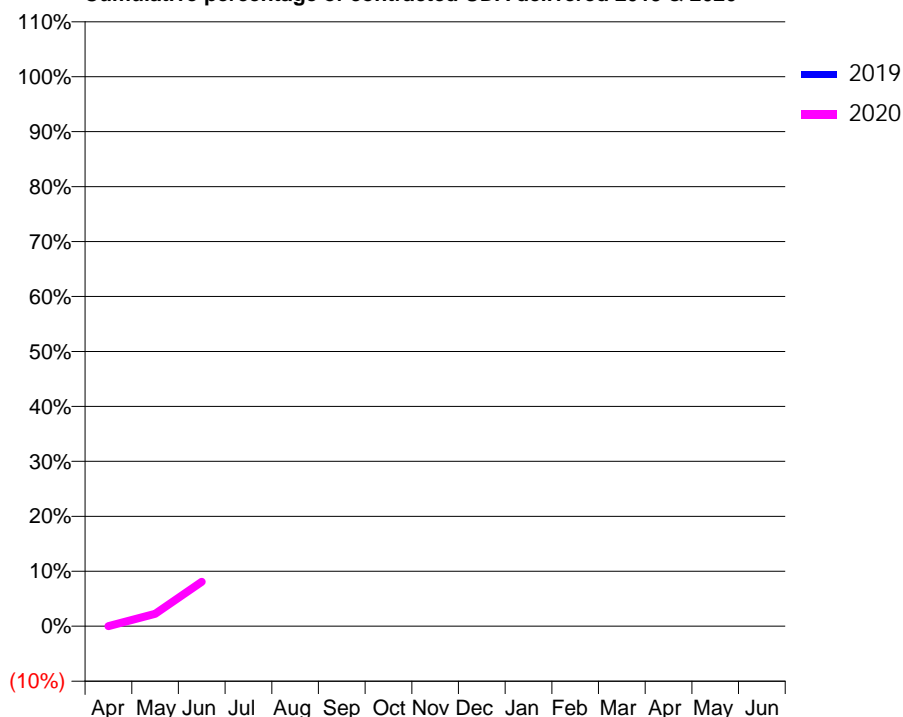
Patients seen in 24 months	Total	Change since previous quarter
Quarter ending June 2018	0	
Quarter ending September 2018	0	
Quarter ending December 2018	0	
Quarter ending March 2019	0	
Quarter ending June 2019	10	↑
Variance since June 2018	N/A	

Access trend analysis



ACTIVITY

Cumulative percentage of contracted UDA delivered 2019 & 2020



Adjusted Scheduled Activity (UDA)

Month	2019	2020
April	0	0
May	0	50
June	0	179
July	0	
August	0	
September	0	
October	0	
November	0	
December	0	
January	0	
February	0	
March	0	
April	0	
May	0	
June	0	

QUALITY

	Quantity	Base Number	Contract	AT	Region	England
% of FP17s for the same patient ID Re-attending within 3 months - Children	0	0	N/A	10.0%	11.9%	11.4%
% of FP17s for the same patient ID Re-attending within 3 months - Adults	1	81	1.2%	16.3%	17.2%	15.4%
% of FP17s for the same patient ID Re-attending between 3 & 9 months - Children	0	0	N/A	50.0%	49.8%	59.8%
% of FP17s for the same patient ID Re-attending between 3 & 9 months - Adults	0	81	0.0%	38.6%	39.5%	52.1%
% of FP17s for Band 1 Urgent Courses	0	81	0.0%	11.8%	11.2%	9.2%
% of FP17s Relating to Free Repair or Replacements	0	81	0.0%	0.5%	0.5%	0.7%
% of FP17s Relating to Continuations	0	81	0.0%	0.5%	0.7%	0.8%
% of Patients satisfied with the dentistry they have received	0	0	N/A	89.8%	90.6%	93.4%
% of Patients satisfied with the time they had to wait for an appointment	0	0	N/A	84.2%	83.8%	87.6%

* This is based on patients treated on this contract for their most recent course of treatment.

Figures in italics indicate the base number of FP17s or Patient Questionnaire responses are less than 100. N/A is shown where the base number of responses is less than 10 during the period. % is calculated as Quantity/Base number*100


Q62 - Vital Signs At a Glance Contract Report for 101186/0000 - June 2019

Name or company name	Mr AF Rai
Contract type name	PDS Plus Contract
Purpose of contract	General
Contract start date	29/03/2019
Contract end date	28/03/2024

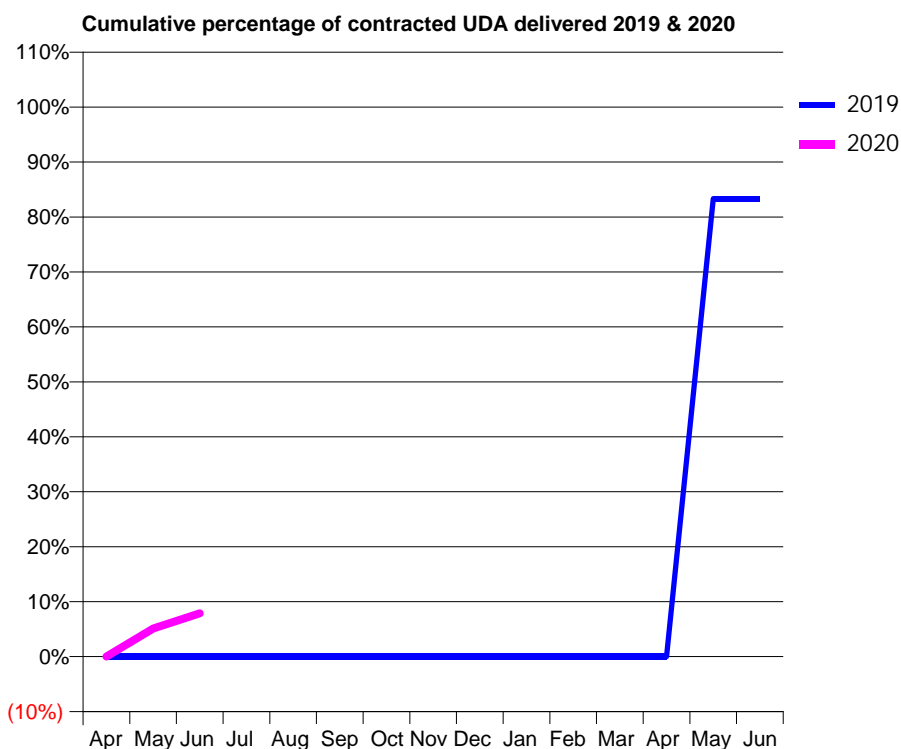
19/20 Contracted general activity (UDA)	6,000
Carry forward general activity (UDA)	0
19/20 Contracted orthodontic activity (UOA)	0
Carry forward orthodontic activity (UOA)	0
Baseline contract value	£140,318.40

ACCESS*

Patients seen in 24 months	Total	Change since previous quarter
Quarter ending June 2018	0	
Quarter ending September 2018	0	
Quarter ending December 2018	0	
Quarter ending March 2019	0	
Quarter ending June 2019	368	↑
Variance since June 2018	N/A	



ACTIVITY



Month	Adjusted Scheduled Activity (UDA)	
	2019	2020
April	0	0
May	0	307
June	0	473
July	0	
August	0	
September	0	
October	0	
November	0	
December	0	
January	0	
February	0	
March	0	
April	0	
May	40	
June	40	

QUALITY

	Quantity	Base Number	Contract	AT	Region	England
% of FP17s for the same patient ID Re-attending within 3 months - Children	0	95	0.0%	10.0%	11.9%	11.4%
% of FP17s for the same patient ID Re-attending within 3 months - Adults	5	213	2.3%	16.3%	17.2%	15.4%
% of FP17s for the same patient ID Re-attending between 3 & 9 months - Children	0	95	0.0%	50.0%	49.8%	59.8%
% of FP17s for the same patient ID Re-attending between 3 & 9 months - Adults	0	213	0.0%	38.6%	39.5%	52.1%
% of FP17s for Band 1 Urgent Courses	34	286	11.9%	11.8%	11.2%	9.2%
% of FP17s Relating to Free Repair or Replacements	1	286	0.3%	0.5%	0.5%	0.7%
% of FP17s Relating to Continuations	1	286	0.3%	0.5%	0.7%	0.8%
% of Patients satisfied with the dentistry they have received	0	0	N/A	89.8%	90.6%	93.4%
% of Patients satisfied with the time they had to wait for an appointment	0	0	N/A	84.2%	83.8%	87.6%

* This is based on patients treated on this contract for their most recent course of treatment. Figures in italics indicate the base number of FP17s or Patient Questionnaire responses are less than 100. N/A is shown where the base number of responses is less than 10 during the period. % is calculated as Quantity/Base number*100

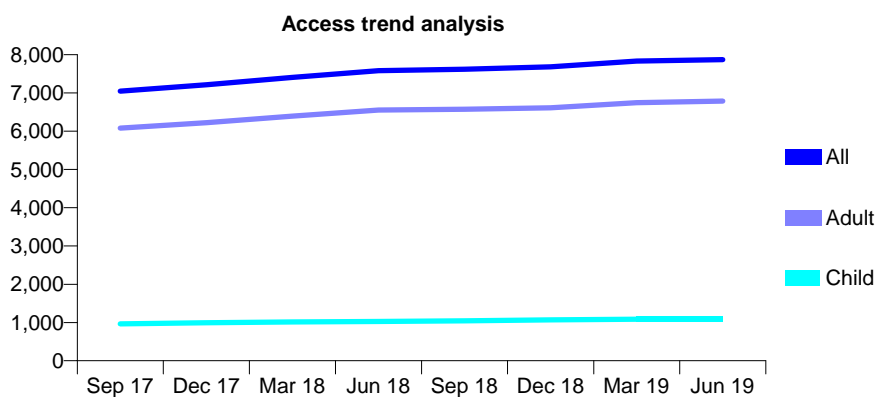
Q62 - Vital Signs At a Glance Contract Report for 101362/0058 - June 2019

Name or company name	Rodericks Dental Limited
Contract type name	GDS Contract
Purpose of contract	General
Contract start date	01/04/2014
Contract end date	

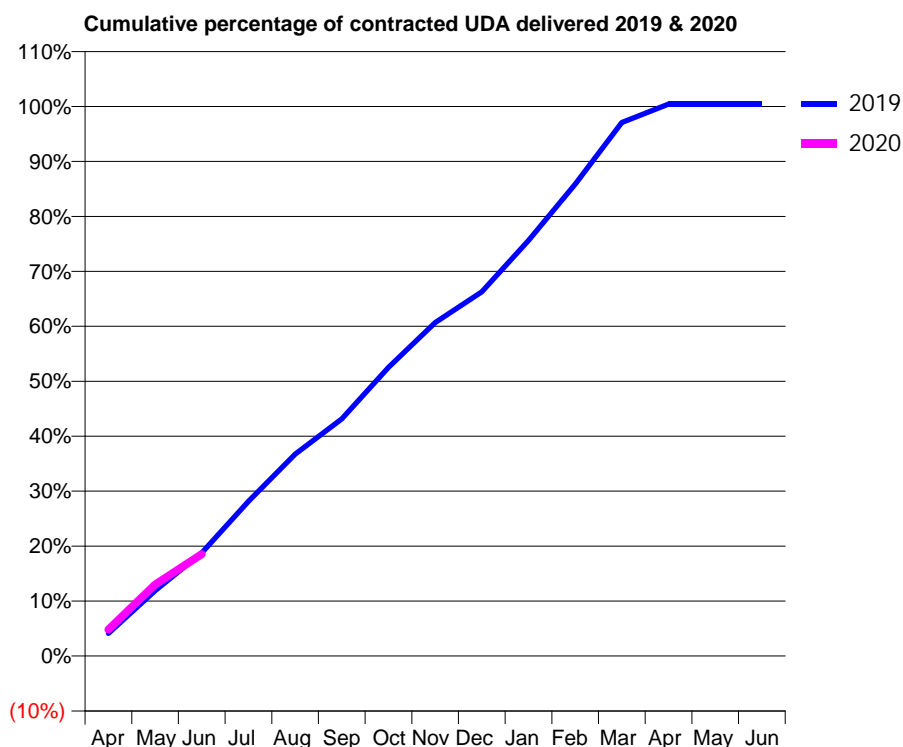
19/20 Contracted general activity (UDA)	22,598
Carry forward general activity (UDA)	0
19/20 Contracted orthodontic activity (UOA)	0
Carry forward orthodontic activity (UOA)	0
Baseline contract value	£576,983.65

ACCESS*

Patients seen in 24 months	Total	Change since previous quarter
Quarter ending June 2018	7,579	
Quarter ending September 2018	7,618	→
Quarter ending December 2018	7,682	→
Quarter ending March 2019	7,832	→
Quarter ending June 2019	7,870	→
Variance since June 2018	3.8%	↑



ACTIVITY



Month	Adjusted Scheduled Activity (UDA)	
	2019	2020
April	936	1,089
May	2,688	2,943
June	4,244	4,194
July	6,360	
August	8,300	
September	9,753	
October	11,869	
November	13,713	
December	14,974	
January	17,085	
February	19,403	
March	21,939	
April	22,696	
May	22,697	
June	22,697	

QUALITY

	Quantity	Base Number	Contract	AT	Region	England
% of FP17s for the same patient ID Re-attending within 3 months - Children	33	262	12.6%	10.0%	11.9%	11.4%
% of FP17s for the same patient ID Re-attending within 3 months - Adults	261	1,539	17.0%	16.3%	17.2%	15.4%
% of FP17s for the same patient ID Re-attending between 3 & 9 months - Children	125	262	47.7%	50.0%	49.8%	59.8%
% of FP17s for the same patient ID Re-attending between 3 & 9 months - Adults	491	1,539	31.9%	38.6%	39.5%	52.1%
% of FP17s for Band 1 Urgent Courses	194	1,494	13.0%	11.8%	11.2%	9.2%
% of FP17s Relating to Free Repair or Replacements	16	1,494	1.1%	0.5%	0.5%	0.7%
% of FP17s Relating to Continuations	5	1,494	0.3%	0.5%	0.7%	0.8%
% of Patients satisfied with the dentistry they have received	2	2	N/A	89.8%	90.6%	93.4%
% of Patients satisfied with the time they had to wait for an appointment	2	2	N/A	84.2%	83.8%	87.6%

* This is based on patients treated on this contract for their most recent course of treatment. Figures in italics indicate the base number of FP17s or Patient Questionnaire responses are less than 100. N/A is shown where the base number of responses is less than 10 during the period. % is calculated as Quantity/Base number*100

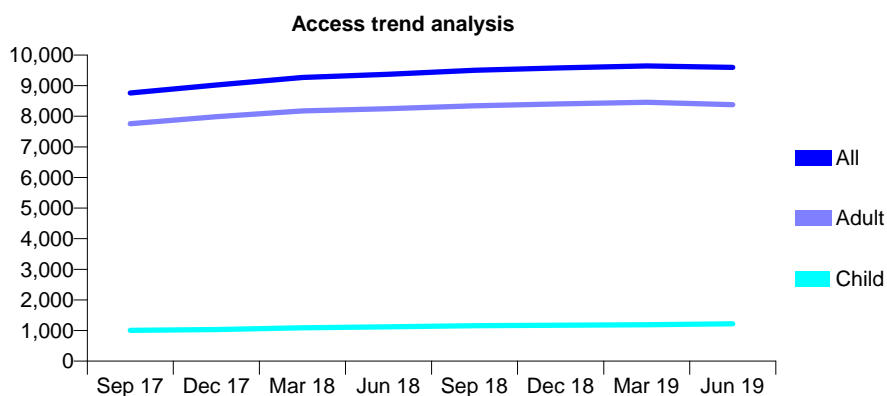
Q62 - Vital Signs At a Glance Contract Report for 101362/0059 - June 2019

Name or company name	Rodericks Dental Limited
Contract type name	GDS Contract
Purpose of contract	General
Contract start date	01/04/2014
Contract end date	

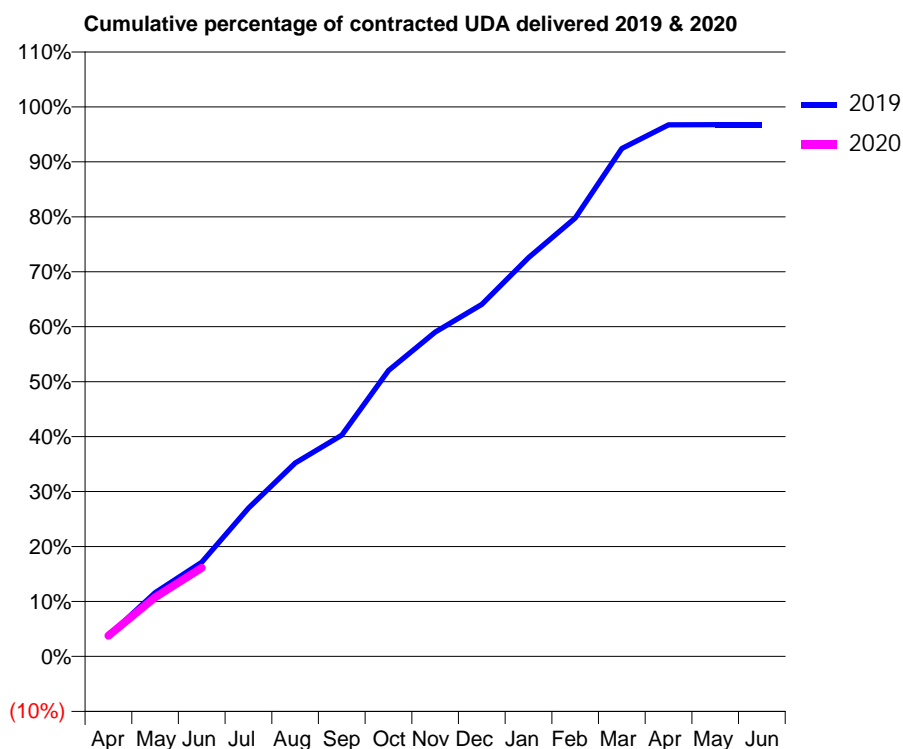
19/20 Contracted general activity (UDA)	22,570
Carry forward general activity (UDA)	0
19/20 Contracted orthodontic activity (UOA)	0
Carry forward orthodontic activity (UOA)	0
Baseline contract value	£551,213.59

ACCESS*

Patients seen in 24 months	Total	Change since previous quarter
Quarter ending June 2018	9,370	
Quarter ending September 2018	9,500	→
Quarter ending December 2018	9,581	→
Quarter ending March 2019	9,646	→
Quarter ending June 2019	9,597	→
Variance since June 2018	2.4%	↑



ACTIVITY



Adjusted Scheduled Activity (UDA)		
Month	2019	2020
April	849	849
May	2,620	2,428
June	3,867	3,641
July	6,093	
August	7,944	
September	9,091	
October	11,738	
November	13,324	
December	14,457	
January	16,381	
February	18,006	
March	20,861	
April	21,836	
May	21,839	
June	21,840	

QUALITY

	Quantity	Base Number	Contract	AT	Region	England
% of FP17s for the same patient ID Re-attending within 3 months - Children	42	370	11.4%	10.0%	11.9%	11.4%
% of FP17s for the same patient ID Re-attending within 3 months - Adults	199	1,897	10.5%	16.3%	17.2%	15.4%
% of FP17s for the same patient ID Re-attending between 3 & 9 months - Children	173	370	46.8%	50.0%	49.8%	59.8%
% of FP17s for the same patient ID Re-attending between 3 & 9 months - Adults	701	1,897	37.0%	38.6%	39.5%	52.1%
% of FP17s for Band 1 Urgent Courses	209	1,855	11.3%	11.8%	11.2%	9.2%
% of FP17s Relating to Free Repair or Replacements	15	1,855	0.8%	0.5%	0.5%	0.7%
% of FP17s Relating to Continuations	7	1,855	0.4%	0.5%	0.7%	0.8%
% of Patients satisfied with the dentistry they have received	3	4	N/A	89.8%	90.6%	93.4%
% of Patients satisfied with the time they had to wait for an appointment	3	4	N/A	84.2%	83.8%	87.6%

* This is based on patients treated on this contract for their most recent course of treatment. Figures in italics indicate the base number of FP17s or Patient Questionnaire responses are less than 100. N/A is shown where the base number of responses is less than 10 during the period. % is calculated as Quantity/Base number*100

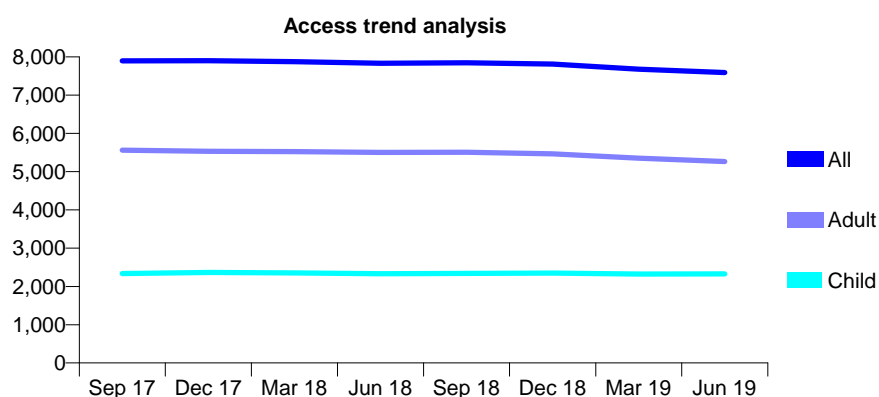
Q62 - Vital Signs At a Glance Contract Report for 101370/0045 - June 2019

Name or company name	Petrie Tucker & Partners Ltd
Contract type name	GDS Contract
Purpose of contract	General and Orthodontic
Contract start date	01/04/2006
Contract end date	

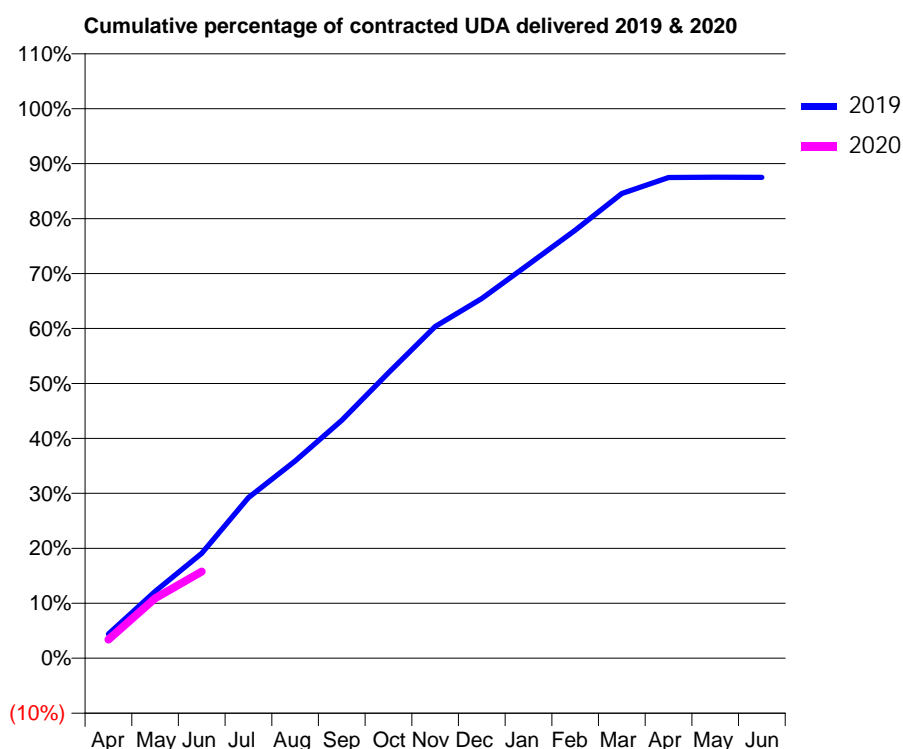
19/20 Contracted general activity (UDA)	19,022
Carry forward general activity (UDA)	0
19/20 Contracted orthodontic activity (UOA)	1,598
Carry forward orthodontic activity (UOA)	0
Baseline contract value	£695,186.05

ACCESS*

Patients seen in 24 months	Total	Change since previous quarter
Quarter ending June 2018	7,835	
Quarter ending September 2018	7,845	→
Quarter ending December 2018	7,812	→
Quarter ending March 2019	7,678	↓
Quarter ending June 2019	7,592	↓
Variance since June 2018	(3.1%)	↓



ACTIVITY



Month	2019	2020
April	841	649
May	2,315	2,073
June	3,632	2,997
July	5,559	
August	6,828	
September	8,233	
October	9,879	
November	11,481	
December	12,450	
January	13,628	
February	14,814	
March	16,084	
April	16,640	
May	16,647	
June	16,644	

QUALITY

	Quantity	Base Number	Contract	AT	Region	England
% of FP17s for the same patient ID Re-attending within 3 months - Children	27	570	4.7%	10.0%	11.9%	11.4%
% of FP17s for the same patient ID Re-attending within 3 months - Adults	94	1,069	8.8%	16.3%	17.2%	15.4%
% of FP17s for the same patient ID Re-attending between 3 & 9 months - Children	219	570	38.4%	50.0%	49.8%	59.8%
% of FP17s for the same patient ID Re-attending between 3 & 9 months - Adults	378	1,069	35.4%	38.6%	39.5%	52.1%
% of FP17s for Band 1 Urgent Courses	108	1,364	7.9%	11.8%	11.2%	9.2%
% of FP17s Relating to Free Repair or Replacements	5	1,364	0.4%	0.5%	0.5%	0.7%
% of FP17s Relating to Continuations	17	1,364	1.2%	0.5%	0.7%	0.8%
% of Patients satisfied with the dentistry they have received	0	0	N/A	89.8%	90.6%	93.4%
% of Patients satisfied with the time they had to wait for an appointment	0	0	N/A	84.2%	83.8%	87.6%

* This is based on patients treated on this contract for their most recent course of treatment.

Figures in italics indicate the base number of FP17s or Patient Questionnaire responses are less than 100. N/A is shown where the base number of responses is less than 10 during the period. % is calculated as Quantity/Base number*100

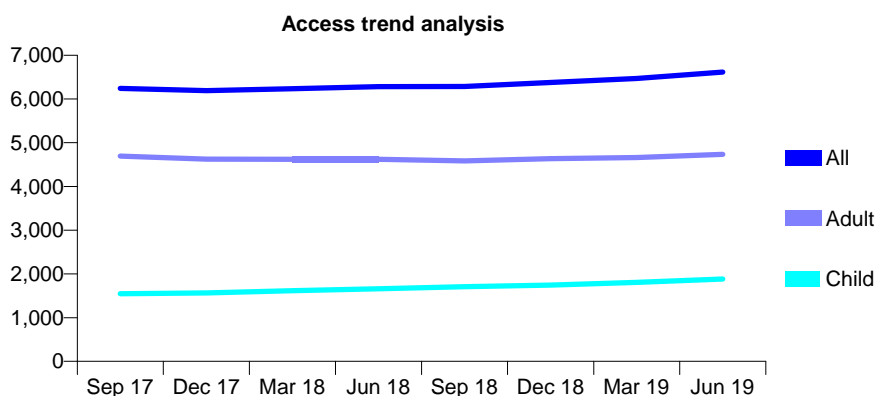
Q62 - Vital Signs At a Glance Contract Report for 101370/0099 - June 2019

Name or company name	Petrie Tucker & Partners Ltd
Contract type name	GDS Contract
Purpose of contract	General
Contract start date	01/04/2007
Contract end date	

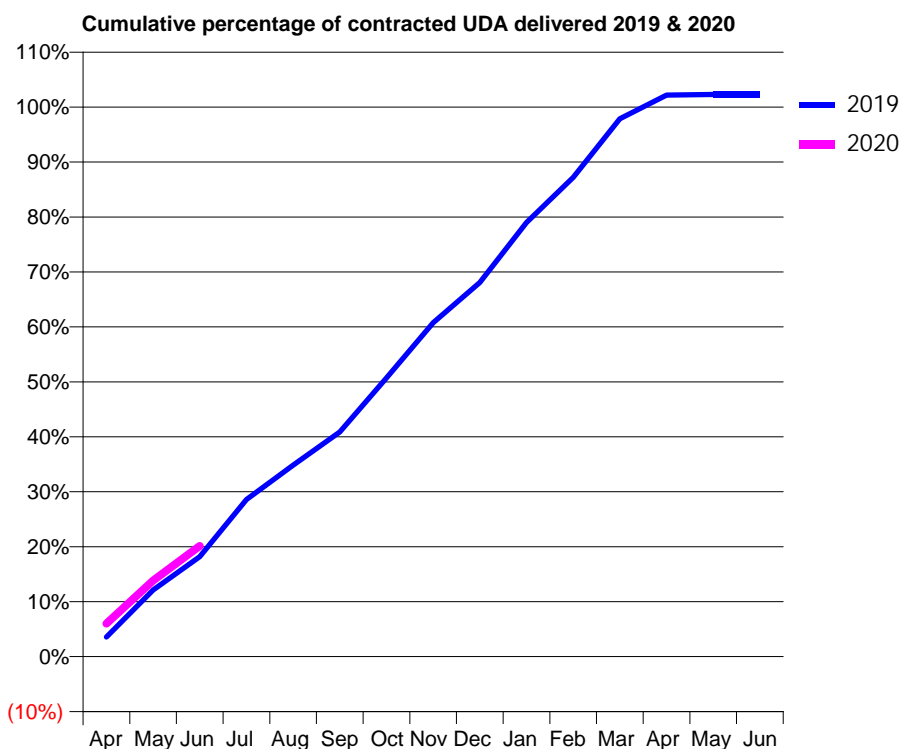
19/20 Contracted general activity (UDA)	14,313
Carry forward general activity (UDA)	0
19/20 Contracted orthodontic activity (UOA)	0
Carry forward orthodontic activity (UOA)	0
Baseline contract value	£412,216.18

ACCESS*

Patients seen in 24 months	Total	Change since previous quarter
Quarter ending June 2018	6,281	
Quarter ending September 2018	6,288	→
Quarter ending December 2018	6,376	→
Quarter ending March 2019	6,471	→
Quarter ending June 2019	6,617	↑
Variance since June 2018	5.3%	↑



ACTIVITY



Month	Adjusted Scheduled Activity (UDA)	
	2019	2020
April	512	858
May	1,734	1,980
June	2,602	2,881
July	4,093	
August	4,986	
September	5,851	
October	7,262	
November	8,700	
December	9,744	
January	11,309	
February	12,481	
March	14,006	
April	14,623	
May	14,641	
June	14,643	

QUALITY

	Quantity	Base Number	Contract	AT	Region	England
% of FP17s for the same patient ID Re-attending within 3 months - Children	14	542	2.6%	10.0%	11.9%	11.4%
% of FP17s for the same patient ID Re-attending within 3 months - Adults	40	983	4.1%	16.3%	17.2%	15.4%
% of FP17s for the same patient ID Re-attending between 3 & 9 months - Children	202	542	37.3%	50.0%	49.8%	59.8%
% of FP17s for the same patient ID Re-attending between 3 & 9 months - Adults	284	983	28.9%	38.6%	39.5%	52.1%
% of FP17s for Band 1 Urgent Courses	73	1,279	5.7%	11.8%	11.2%	9.2%
% of FP17s Relating to Free Repair or Replacements	8	1,279	0.6%	0.5%	0.5%	0.7%
% of FP17s Relating to Continuations	5	1,279	0.4%	0.5%	0.7%	0.8%
% of Patients satisfied with the dentistry they have received	1	1	N/A	89.8%	90.6%	93.4%
% of Patients satisfied with the time they had to wait for an appointment	1	1	N/A	84.2%	83.8%	87.6%

* This is based on patients treated on this contract for their most recent course of treatment. Figures in italics indicate the base number of FP17s or Patient Questionnaire responses are less than 100. N/A is shown where the base number of responses is less than 10 during the period. % is calculated as Quantity/Base number*100

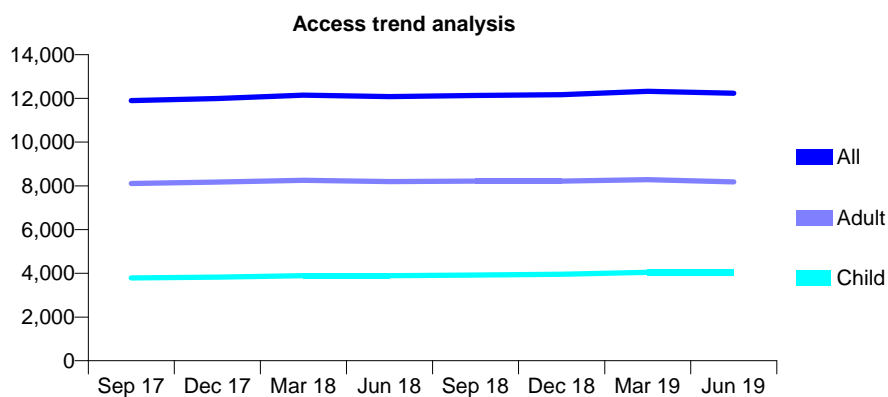
Q62 - Vital Signs At a Glance Contract Report for 101370/0100 - June 2019

Name or company name	Petrie Tucker & Partners Ltd
Contract type name	GDS Contract
Purpose of contract	General
Contract start date	01/04/2007
Contract end date	

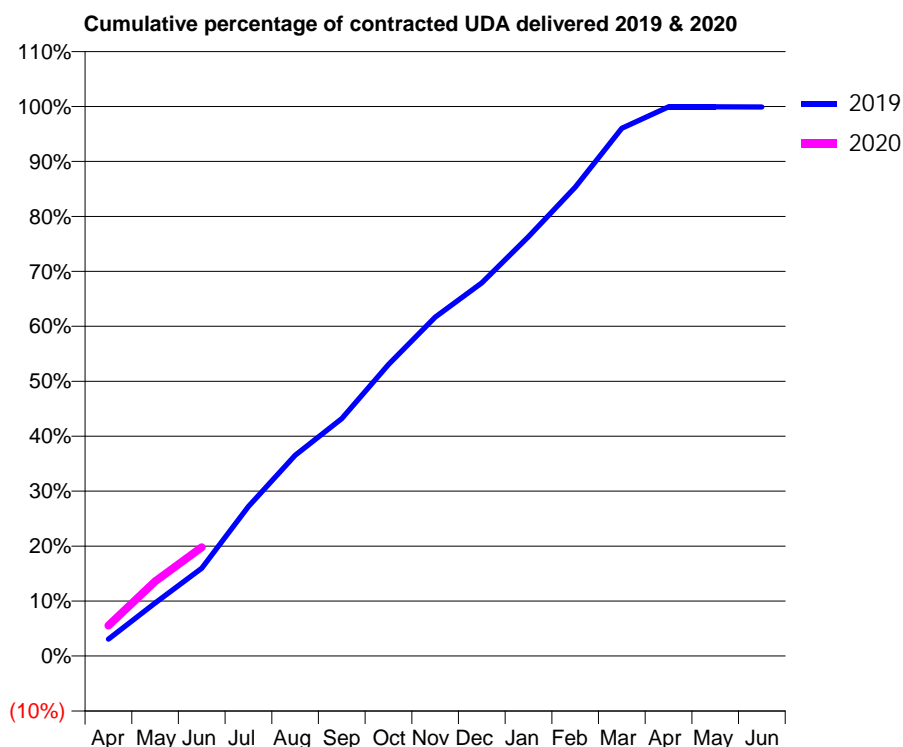
19/20 Contracted general activity (UDA)	30,378
Carry forward general activity (UDA)	0
19/20 Contracted orthodontic activity (UOA)	0
Carry forward orthodontic activity (UOA)	0
Baseline contract value	£774,177.26

ACCESS*

Patients seen in 24 months	Total	Change since previous quarter
Quarter ending June 2018	12,084	
Quarter ending September 2018	12,139	→
Quarter ending December 2018	12,173	→
Quarter ending March 2019	12,323	→
Quarter ending June 2019	12,231	→
Variance since June 2018	1.2%	→



ACTIVITY



Month	Adjusted Scheduled Activity (UDA)	
	2019	2020
April	930	1,682
May	2,938	4,128
June	4,852	6,010
July	8,264	
August	11,098	
September	13,123	
October	16,118	
November	18,739	
December	20,631	
January	23,178	
February	25,915	
March	29,173	
April	30,354	
May	30,357	
June	30,349	

QUALITY

	Quantity	Base Number	Contract	AT	Region	England
% of FP17s for the same patient ID Re-attending within 3 months - Children	56	1,111	5.0%	10.0%	11.9%	11.4%
% of FP17s for the same patient ID Re-attending within 3 months - Adults	171	1,794	9.5%	16.3%	17.2%	15.4%
% of FP17s for the same patient ID Re-attending between 3 & 9 months - Children	552	1,111	49.7%	50.0%	49.8%	59.8%
% of FP17s for the same patient ID Re-attending between 3 & 9 months - Adults	725	1,794	40.4%	38.6%	39.5%	52.1%
% of FP17s for Band 1 Urgent Courses	94	2,449	3.8%	11.8%	11.2%	9.2%
% of FP17s Relating to Free Repair or Replacements	8	2,449	0.3%	0.5%	0.5%	0.7%
% of FP17s Relating to Continuations	24	2,449	1.0%	0.5%	0.7%	0.8%
% of Patients satisfied with the dentistry they have received	3	3	N/A	89.8%	90.6%	93.4%
% of Patients satisfied with the time they had to wait for an appointment	2	3	N/A	84.2%	83.8%	87.6%

* This is based on patients treated on this contract for their most recent course of treatment. Figures in italics indicate the base number of FP17s or Patient Questionnaire responses are less than 100. N/A is shown where the base number of responses is less than 10 during the period. % is calculated as Quantity/Base number*100

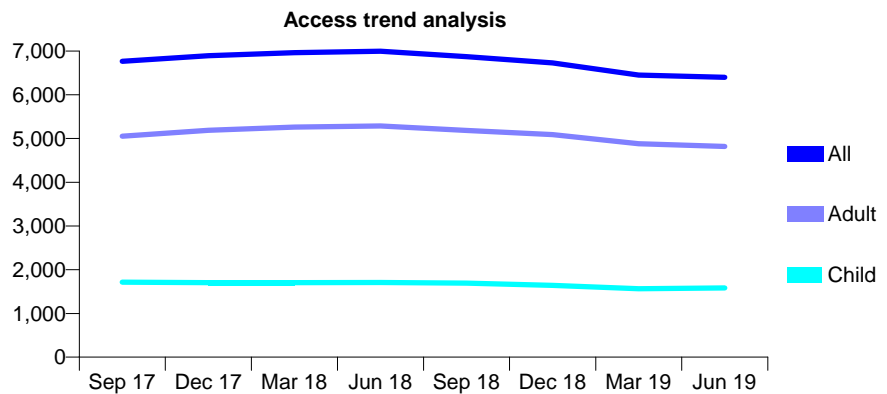
Q62 - Vital Signs At a Glance Contract Report for 101435/0013 - June 2019

Name or company name	IDH Limited
Contract type name	GDS Contract
Purpose of contract	General
Contract start date	01/04/2006
Contract end date	

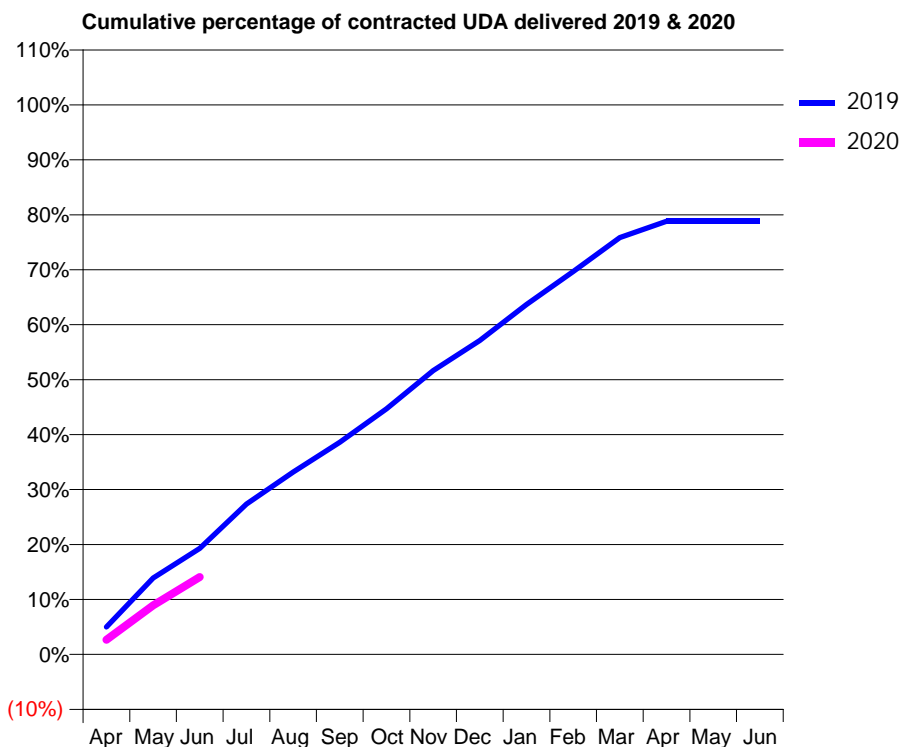
19/20 Contracted general activity (UDA)	21,930
Carry forward general activity (UDA)	0
19/20 Contracted orthodontic activity (UOA)	0
Carry forward orthodontic activity (UOA)	0
Baseline contract value	£581,091.17

ACCESS*

Patients seen in 24 months	Total	Change since previous quarter
Quarter ending June 2018	6,996	
Quarter ending September 2018	6,873	↓
Quarter ending December 2018	6,731	↓
Quarter ending March 2019	6,449	↓
Quarter ending June 2019	6,402	→
Variance since June 2018	(8.5%)	↓



ACTIVITY



Month	2019	2020
April	1,097	583
May	3,051	1,960
June	4,234	3,091
July	6,002	
August	7,275	
September	8,466	
October	9,799	
November	11,326	
December	12,530	
January	13,964	
February	15,284	
March	16,636	
April	17,285	
May	17,290	
June	17,290	

QUALITY

	Quantity	Base Number	Contract	AT	Region	England
% of FP17s for the same patient ID Re-attending within 3 months - Children	21	359	5.8%	10.0%	11.9%	11.4%
% of FP17s for the same patient ID Re-attending within 3 months - Adults	96	955	10.1%	16.3%	17.2%	15.4%
% of FP17s for the same patient ID Re-attending between 3 & 9 months - Children	118	359	32.9%	50.0%	49.8%	59.8%
% of FP17s for the same patient ID Re-attending between 3 & 9 months - Adults	287	955	30.1%	38.6%	39.5%	52.1%
% of FP17s for Band 1 Urgent Courses	79	1,055	7.5%	11.8%	11.2%	9.2%
% of FP17s Relating to Free Repair or Replacements	2	1,055	0.2%	0.5%	0.5%	0.7%
% of FP17s Relating to Continuations	9	1,055	0.9%	0.5%	0.7%	0.8%
% of Patients satisfied with the dentistry they have received	1	1	N/A	89.8%	90.6%	93.4%
% of Patients satisfied with the time they had to wait for an appointment	1	1	N/A	84.2%	83.8%	87.6%

* This is based on patients treated on this contract for their most recent course of treatment. Figures in italics indicate the base number of FP17s or Patient Questionnaire responses are less than 100. N/A is shown where the base number of responses is less than 10 during the period. % is calculated as Quantity/Base number*100

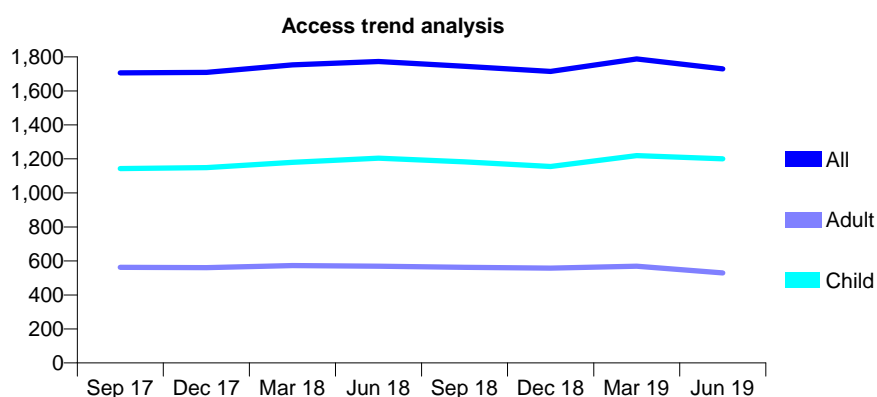
Q62 - Vital Signs At a Glance Contract Report for 106240/0001 - June 2019

Name or company name	Dr T Tikam & Dr S Ramchandani
Contract type name	GDS Contract
Purpose of contract	General
Contract start date	01/04/2015
Contract end date	

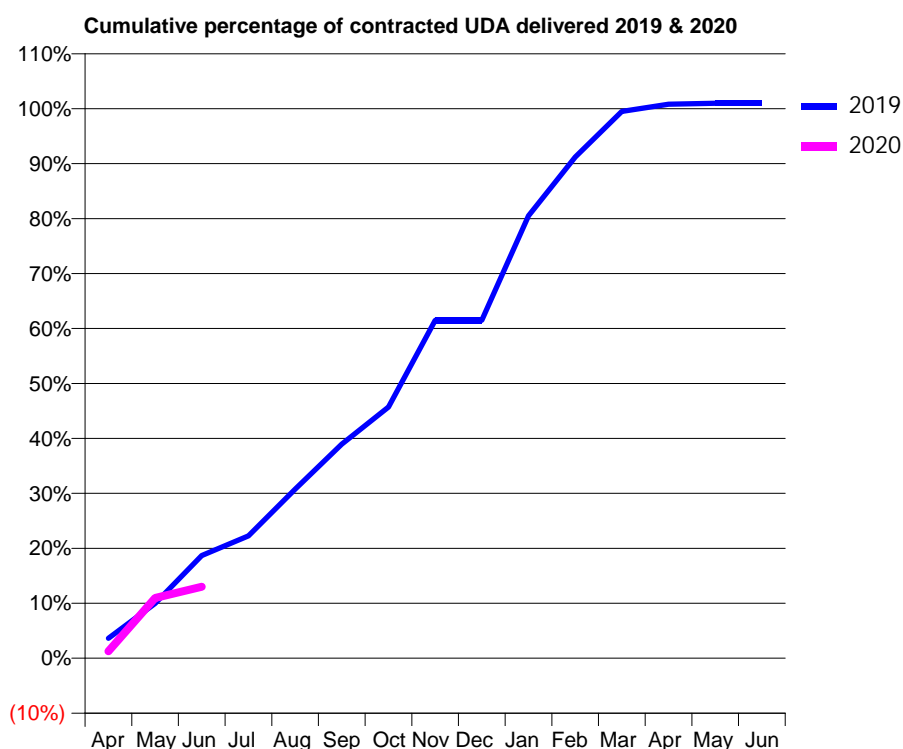
19/20 Contracted general activity (UDA)	3,739
Carry forward general activity (UDA)	0
19/20 Contracted orthodontic activity (UOA)	0
Carry forward orthodontic activity (UOA)	0
Baseline contract value	£107,587.08

ACCESS*

Patients seen in 24 months	Total	Change since previous quarter
Quarter ending June 2018	1,773	
Quarter ending September 2018	1,745	↓
Quarter ending December 2018	1,714	↓
Quarter ending March 2019	1,788	↑
Quarter ending June 2019	1,729	↓
Variance since June 2018	(2.5%)	↓



ACTIVITY



Month	2019	2020
April	136	48
May	373	411
June	699	486
July	832	
August	1,151	
September	1,456	
October	1,709	
November	2,299	
December	2,299	
January	3,010	
February	3,410	
March	3,720	
April	3,770	
May	3,776	
June	3,776	

QUALITY

	Quantity	Base Number	Contract	AT	Region	England
% of FP17s for the same patient ID Re-attending within 3 months - Children	15	276	5.4%	10.0%	11.9%	11.4%
% of FP17s for the same patient ID Re-attending within 3 months - Adults	13	76	17.1%	16.3%	17.2%	15.4%
% of FP17s for the same patient ID Re-attending between 3 & 9 months - Children	172	276	62.3%	50.0%	49.8%	59.8%
% of FP17s for the same patient ID Re-attending between 3 & 9 months - Adults	39	76	51.3%	38.6%	39.5%	52.1%
% of FP17s for Band 1 Urgent Courses	4	305	1.3%	11.8%	11.2%	9.2%
% of FP17s Relating to Free Repair or Replacements	0	305	0.0%	0.5%	0.5%	0.7%
% of FP17s Relating to Continuations	0	305	0.0%	0.5%	0.7%	0.8%
% of Patients satisfied with the dentistry they have received	0	0	N/A	89.8%	90.6%	93.4%
% of Patients satisfied with the time they had to wait for an appointment	0	0	N/A	84.2%	83.8%	87.6%

* This is based on patients treated on this contract for their most recent course of treatment.

Figures in italics indicate the base number of FP17s or Patient Questionnaire responses are less than 100. N/A is shown where the base number of responses is less than 10 during the period. % is calculated as Quantity/Base number*100

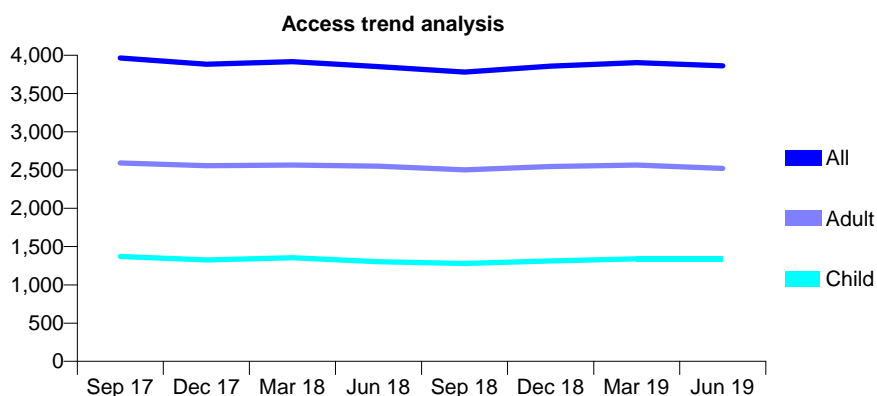
Q62 - Vital Signs At a Glance Contract Report for 107042/0001 - June 2019

Name or company name	Sudhir Thakerar & Partners
Contract type name	GDS Contract
Purpose of contract	General
Contract start date	01/08/2014
Contract end date	

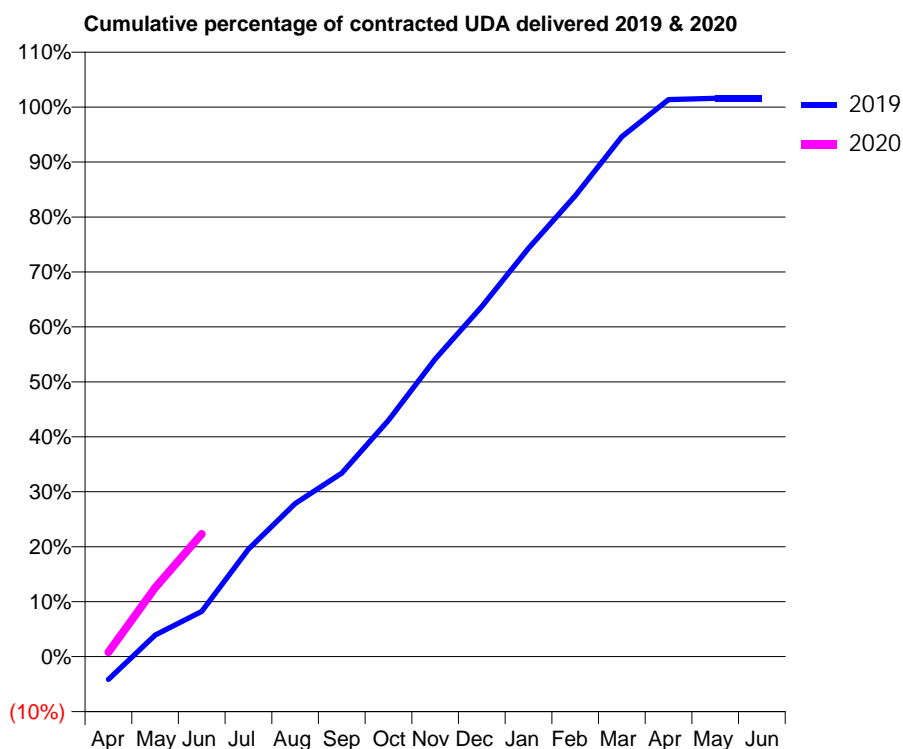
19/20 Contracted general activity (UDA)	10,073
Carry forward general activity (UDA)	0
19/20 Contracted orthodontic activity (UOA)	0
Carry forward orthodontic activity (UOA)	0
Baseline contract value	£289,414.36

ACCESS*

Patients seen in 24 months	Total	Change since previous quarter
Quarter ending June 2018	3,851	
Quarter ending September 2018	3,780	↓
Quarter ending December 2018	3,858	↑
Quarter ending March 2019	3,904	→
Quarter ending June 2019	3,862	↓
Variance since June 2018	0.3%	→



ACTIVITY



Month	Adjusted Scheduled Activity (UDA)	
	2019	2020
April	-419	81
May	394	1,261
June	831	2,247
July	1,972	
August	2,806	
September	3,365	
October	4,333	
November	5,456	
December	6,418	
January	7,483	
February	8,447	
March	9,529	
April	10,208	
May	10,234	
June	10,234	

QUALITY

	Quantity	Base Number	Contract	AT	Region	England
% of FP17s for the same patient ID Re-attending within 3 months - Children	53	460	11.5%	10.0%	11.9%	11.4%
% of FP17s for the same patient ID Re-attending within 3 months - Adults	139	695	20.0%	16.3%	17.2%	15.4%
% of FP17s for the same patient ID Re-attending between 3 & 9 months - Children	190	460	41.3%	50.0%	49.8%	59.8%
% of FP17s for the same patient ID Re-attending between 3 & 9 months - Adults	257	695	37.0%	38.6%	39.5%	52.1%
% of FP17s for Band 1 Urgent Courses	98	886	11.1%	11.8%	11.2%	9.2%
% of FP17s Relating to Free Repair or Replacements	7	886	0.8%	0.5%	0.5%	0.7%
% of FP17s Relating to Continuations	10	886	1.1%	0.5%	0.7%	0.8%
% of Patients satisfied with the dentistry they have received	2	2	N/A	89.8%	90.6%	93.4%
% of Patients satisfied with the time they had to wait for an appointment	2	2	N/A	84.2%	83.8%	87.6%

* This is based on patients treated on this contract for their most recent course of treatment. Figures in italics indicate the base number of FP17s or Patient Questionnaire responses are less than 100. N/A is shown where the base number of responses is less than 10 during the period. % is calculated as Quantity/Base number*100

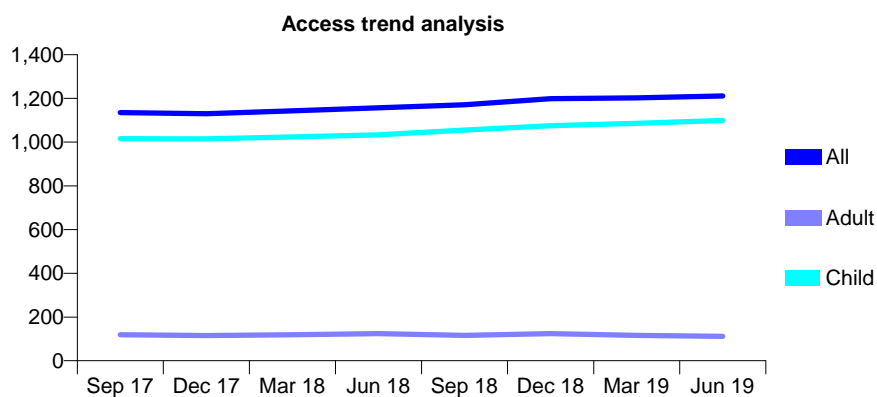
Q62 - Vital Signs At a Glance Contract Report for 107565/0001 - June 2019

Name or company name	Mrs UP Patel & Mrs N Patel
Contract type name	GDS Contract
Purpose of contract	General
Contract start date	01/04/2014
Contract end date	

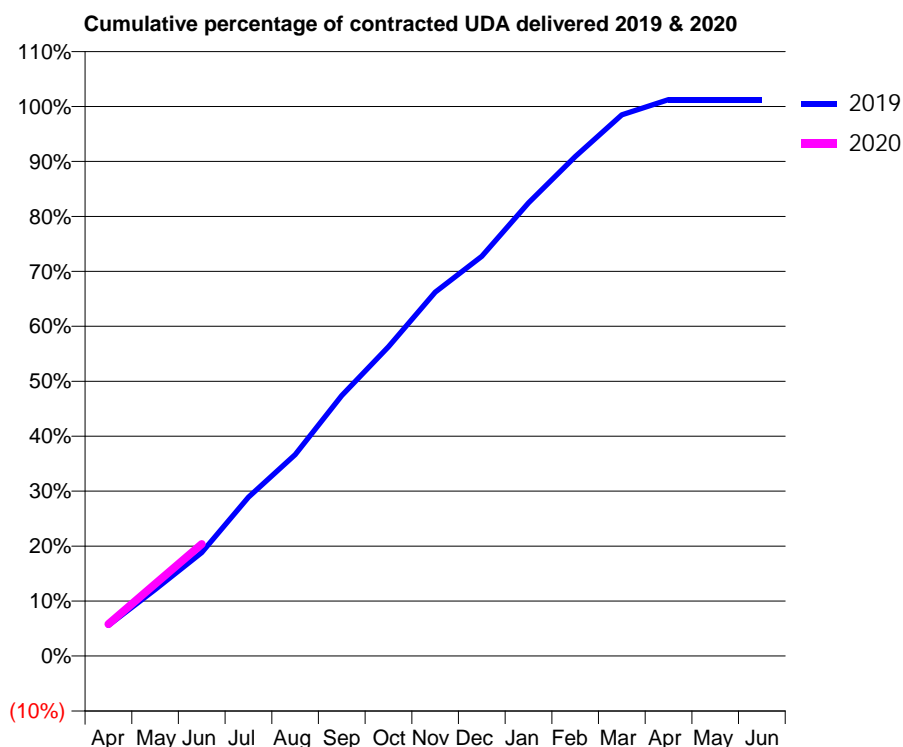
19/20 Contracted general activity (UDA)	2,597
Carry forward general activity (UDA)	0
19/20 Contracted orthodontic activity (UOA)	0
Carry forward orthodontic activity (UOA)	0
Baseline contract value	£62,160.57

ACCESS*

Patients seen in 24 months	Total	Change since previous quarter
Quarter ending June 2018	1,157	
Quarter ending September 2018	1,171	→
Quarter ending December 2018	1,199	↑
Quarter ending March 2019	1,202	→
Quarter ending June 2019	1,211	→
Variance since June 2018	4.7%	↑



ACTIVITY



Month	Adjusted Scheduled Activity (UDA)	
	2019	2020
April	145	151
May	314	340
June	489	529
July	751	
August	952	
September	1,231	
October	1,462	
November	1,719	
December	1,889	
January	2,142	
February	2,360	
March	2,558	
April	2,629	
May	2,629	
June	2,629	

QUALITY

	Quantity	Base Number	Contract	AT	Region	England
% of FP17s for the same patient ID Re-attending within 3 months - Children	31	463	6.7%	10.0%	11.9%	11.4%
% of FP17s for the same patient ID Re-attending within 3 months - Adults	2	11	18.2%	16.3%	17.2%	15.4%
% of FP17s for the same patient ID Re-attending between 3 & 9 months - Children	324	463	70.0%	50.0%	49.8%	59.8%
% of FP17s for the same patient ID Re-attending between 3 & 9 months - Adults	6	11	54.5%	38.6%	39.5%	52.1%
% of FP17s for Band 1 Urgent Courses	9	416	2.2%	11.8%	11.2%	9.2%
% of FP17s Relating to Free Repair or Replacements	0	416	0.0%	0.5%	0.5%	0.7%
% of FP17s Relating to Continuations	0	416	0.0%	0.5%	0.7%	0.8%
% of Patients satisfied with the dentistry they have received	0	0	N/A	89.8%	90.6%	93.4%
% of Patients satisfied with the time they had to wait for an appointment	0	0	N/A	84.2%	83.8%	87.6%

* This is based on patients treated on this contract for their most recent course of treatment. Figures in italics indicate the base number of FP17s or Patient Questionnaire responses are less than 100. N/A is shown where the base number of responses is less than 10 during the period. % is calculated as Quantity/Base number*100

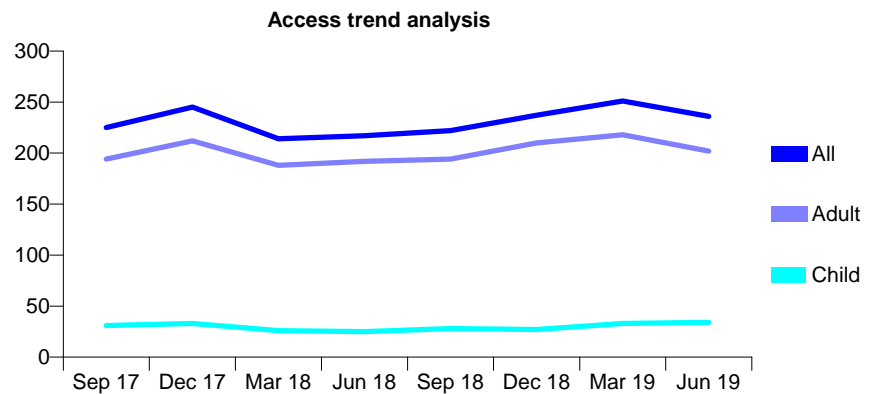
Q62 - Vital Signs At a Glance Contract Report for 108340/0001 - June 2019

Name or company name	Padayachee and Associates
Contract type name	GDS Contract
Purpose of contract	General
Contract start date	01/04/2011
Contract end date	

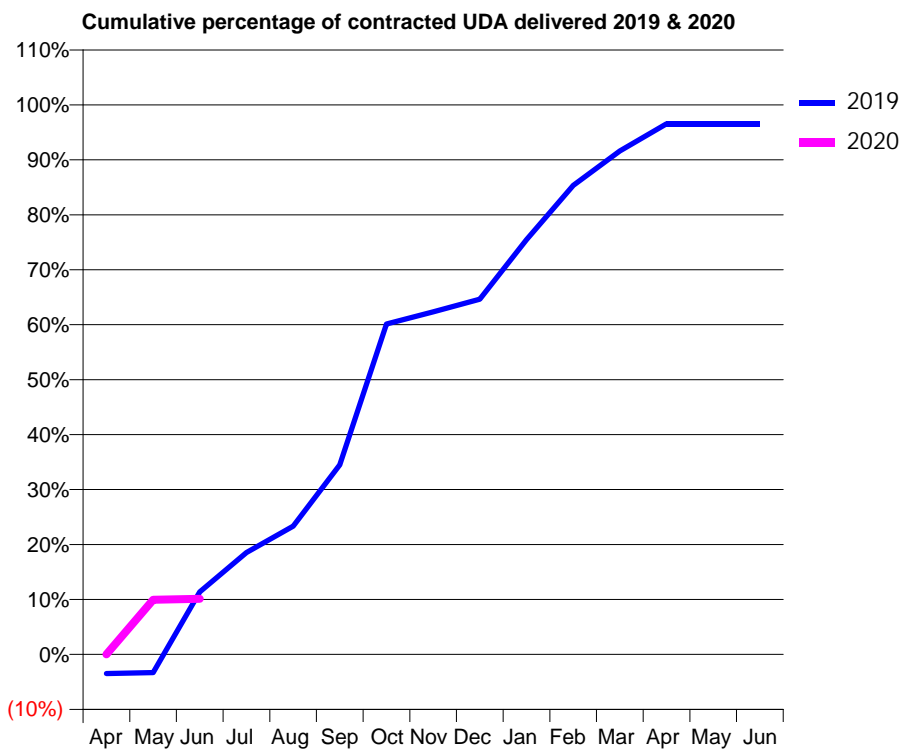
19/20 Contracted general activity (UDA)	655
Carry forward general activity (UDA)	0
19/20 Contracted orthodontic activity (UOA)	0
Carry forward orthodontic activity (UOA)	0
Baseline contract value	£15,864.10

ACCESS*

Patients seen in 24 months	Total	Change since previous quarter
Quarter ending June 2018	217	
Quarter ending September 2018	222	↑
Quarter ending December 2018	237	↑
Quarter ending March 2019	251	↑
Quarter ending June 2019	236	↓
Variance since June 2018	8.8%	↑



ACTIVITY



Month	Adjusted Scheduled Activity (UDA)	
	2019	2020
April	-23	0
May	-22	65
June	74	66
July	121	
August	153	
September	226	
October	394	
November	408	
December	423	
January	494	
February	559	
March	600	
April	632	
May	632	
June	632	

QUALITY

	Quantity	Base Number	Contract	AT	Region	England
% of FP17s for the same patient ID Re-attending within 3 months - Children	0	8	0.0%	10.0%	11.9%	11.4%
% of FP17s for the same patient ID Re-attending within 3 months - Adults	0	32	0.0%	16.3%	17.2%	15.4%
% of FP17s for the same patient ID Re-attending between 3 & 9 months - Children	3	8	37.5%	50.0%	49.8%	59.8%
% of FP17s for the same patient ID Re-attending between 3 & 9 months - Adults	4	32	12.5%	38.6%	39.5%	52.1%
% of FP17s for Band 1 Urgent Courses	7	27	25.9%	11.8%	11.2%	9.2%
% of FP17s Relating to Free Repair or Replacements	0	27	0.0%	0.5%	0.5%	0.7%
% of FP17s Relating to Continuations	0	27	0.0%	0.5%	0.7%	0.8%
% of Patients satisfied with the dentistry they have received	0	0	N/A	89.8%	90.6%	93.4%
% of Patients satisfied with the time they had to wait for an appointment	0	0	N/A	84.2%	83.8%	87.6%

* This is based on patients treated on this contract for their most recent course of treatment. Figures in italics indicate the base number of FP17s or Patient Questionnaire responses are less than 100. N/A is shown where the base number of responses is less than 10 during the period. % is calculated as Quantity/Base number*100

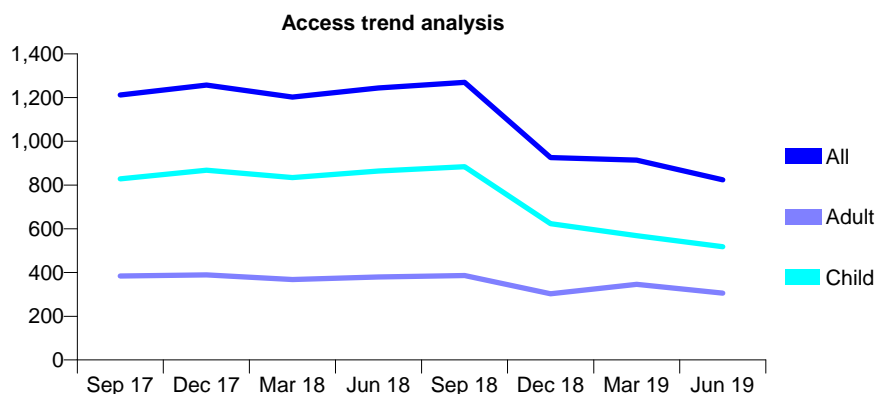
Q62 - Vital Signs At a Glance Contract Report for 108553/0001 - June 2019

Name or company name	MR MJ HUGHES & MISS K HUGHES
Contract type name	GDS Contract
Purpose of contract	General
Contract start date	01/09/2013
Contract end date	

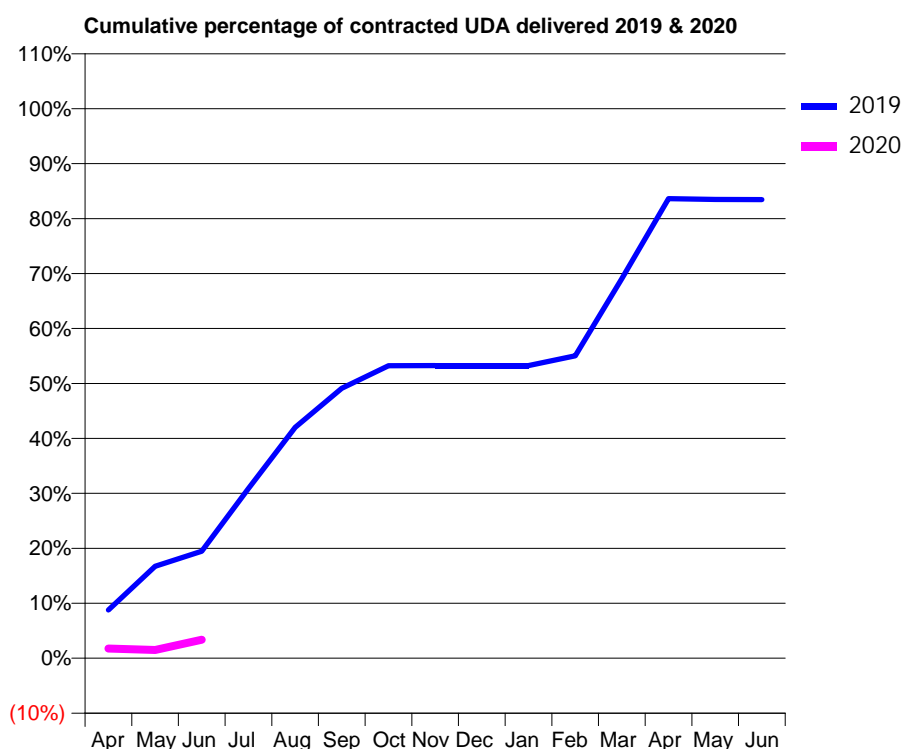
19/20 Contracted general activity (UDA)	2,507
Carry forward general activity (UDA)	0
19/20 Contracted orthodontic activity (UOA)	0
Carry forward orthodontic activity (UOA)	0
Baseline contract value	£67,617.85

ACCESS*

Patients seen in 24 months	Total	Change since previous quarter
Quarter ending June 2018	1,244	
Quarter ending September 2018	1,270	↑
Quarter ending December 2018	926	↓
Quarter ending March 2019	914	↓
Quarter ending June 2019	824	↓
Variance since June 2018	(33.8%)	↓



ACTIVITY



Month	2019	2020
April	220	44
May	419	37
June	488	84
July	774	
August	1,053	
September	1,231	
October	1,334	
November	1,335	
December	1,335	
January	1,335	
February	1,379	
March	1,731	
April	2,097	
May	2,093	
June	2,092	

QUALITY

	Quantity	Base Number	Contract	AT	Region	England
% of FP17s for the same patient ID Re-attending within 3 months - Children	0	125	0.0%	10.0%	11.9%	11.4%
% of FP17s for the same patient ID Re-attending within 3 months - Adults	0	68	0.0%	16.3%	17.2%	15.4%
% of FP17s for the same patient ID Re-attending between 3 & 9 months - Children	19	125	15.2%	50.0%	49.8%	59.8%
% of FP17s for the same patient ID Re-attending between 3 & 9 months - Adults	7	68	10.3%	38.6%	39.5%	52.1%
% of FP17s for Band 1 Urgent Courses	2	70	2.9%	11.8%	11.2%	9.2%
% of FP17s Relating to Free Repair or Replacements	0	70	0.0%	0.5%	0.5%	0.7%
% of FP17s Relating to Continuations	0	70	0.0%	0.5%	0.7%	0.8%
% of Patients satisfied with the dentistry they have received	0	0	N/A	89.8%	90.6%	93.4%
% of Patients satisfied with the time they had to wait for an appointment	0	0	N/A	84.2%	83.8%	87.6%

* This is based on patients treated on this contract for their most recent course of treatment.

Figures in italics indicate the base number of FP17s or Patient Questionnaire responses are less than 100. N/A is shown where the base number of responses is less than 10 during the period. % is calculated as Quantity/Base number*100

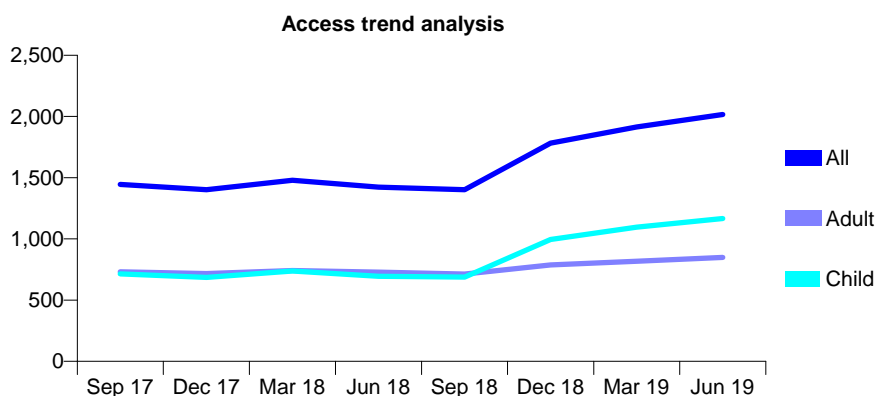
Q62 - Vital Signs At a Glance Contract Report for 108553/0003 - June 2019

Name or company name	MR MJ HUGHES & MISS K HUGHES
Contract type name	GDS Contract
Purpose of contract	General
Contract start date	01/04/2015
Contract end date	

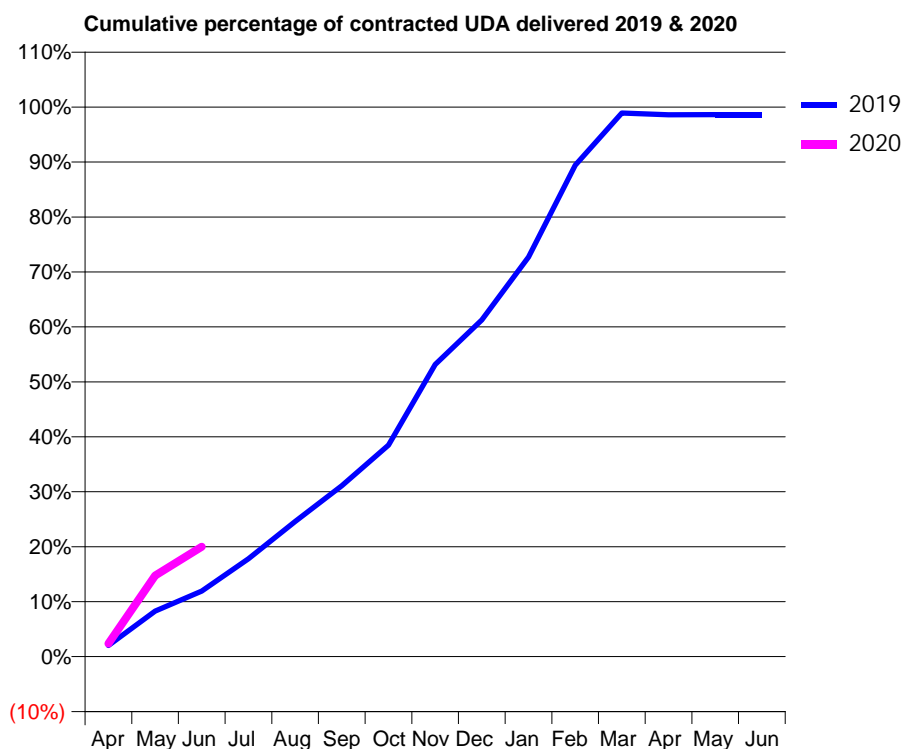
19/20 Contracted general activity (UDA)	4,500
Carry forward general activity (UDA)	0
19/20 Contracted orthodontic activity (UOA)	0
Carry forward orthodontic activity (UOA)	0
Baseline contract value	£113,871.44

ACCESS*

Patients seen in 24 months	Total	Change since previous quarter
Quarter ending June 2018	1,423	
Quarter ending September 2018	1,401	↓
Quarter ending December 2018	1,783	↑
Quarter ending March 2019	1,914	↑
Quarter ending June 2019	2,016	↑
Variance since June 2018	41.7%	↑



ACTIVITY



Month	Adjusted Scheduled Activity (UDA)	
	2019	2020
April	91	108
May	373	665
June	537	901
July	802	
August	1,107	
September	1,399	
October	1,732	
November	2,392	
December	2,757	
January	3,273	
February	4,024	
March	4,451	
April	4,437	
May	4,438	
June	4,439	

QUALITY

	Quantity	Base Number	Contract	AT	Region	England
% of FP17s for the same patient ID Re-attending within 3 months - Children	14	387	3.6%	10.0%	11.9%	11.4%
% of FP17s for the same patient ID Re-attending within 3 months - Adults	19	210	9.0%	16.3%	17.2%	15.4%
% of FP17s for the same patient ID Re-attending between 3 & 9 months - Children	187	387	48.3%	50.0%	49.8%	59.8%
% of FP17s for the same patient ID Re-attending between 3 & 9 months - Adults	121	210	57.6%	38.6%	39.5%	52.1%
% of FP17s for Band 1 Urgent Courses	34	598	5.7%	11.8%	11.2%	9.2%
% of FP17s Relating to Free Repair or Replacements	2	598	0.3%	0.5%	0.5%	0.7%
% of FP17s Relating to Continuations	0	598	0.0%	0.5%	0.7%	0.8%
% of Patients satisfied with the dentistry they have received	3	3	N/A	89.8%	90.6%	93.4%
% of Patients satisfied with the time they had to wait for an appointment	3	3	N/A	84.2%	83.8%	87.6%

* This is based on patients treated on this contract for their most recent course of treatment. Figures in italics indicate the base number of FP17s or Patient Questionnaire responses are less than 100. N/A is shown where the base number of responses is less than 10 during the period. % is calculated as Quantity/Base number*100

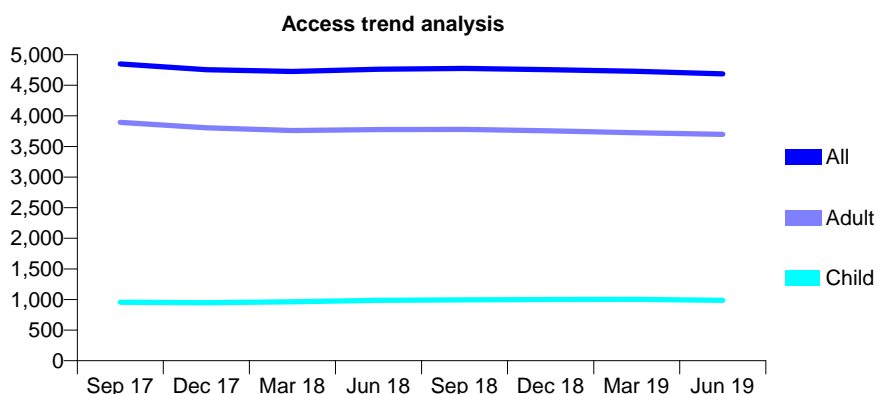
Q62 - Vital Signs At a Glance Contract Report for 109339/0001 - June 2019

Name or company name	C.Ruparelia & J.Ruparelia
Contract type name	Pilot Contract
Purpose of contract	General
Contract start date	01/02/2010
Contract end date	

19/20 Contracted general activity (UDA)	15,936
Carry forward general activity (UDA)	0
19/20 Contracted orthodontic activity (UOA)	0
Carry forward orthodontic activity (UOA)	0
Baseline contract value	£403,994.93

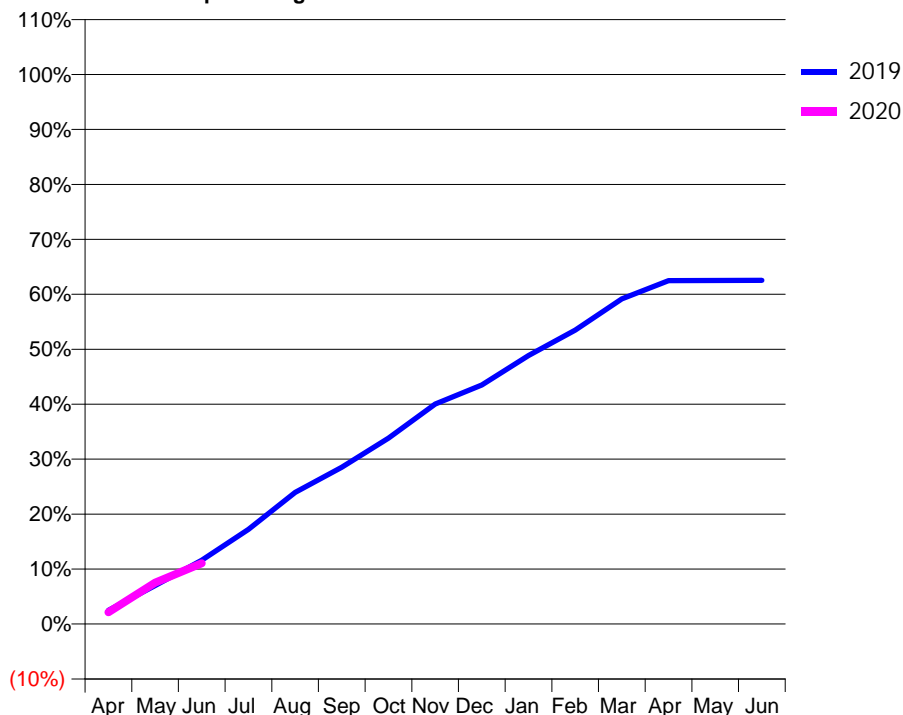
ACCESS*

Patients seen in 24 months	Total	Change since previous quarter
Quarter ending June 2018	4,761	
Quarter ending September 2018	4,774	→
Quarter ending December 2018	4,755	→
Quarter ending March 2019	4,728	→
Quarter ending June 2019	4,685	→
Variance since June 2018	(1.6%)	↓



ACTIVITY

Cumulative percentage of contracted UDA delivered 2019 & 2020



Adjusted Scheduled Activity (UDA)

Month	2019	2020
April	395	341
May	1,115	1,202
June	1,852	1,761
July	2,743	
August	3,820	
September	4,544	
October	5,387	
November	6,380	
December	6,934	
January	7,785	
February	8,525	
March	9,431	
April	9,955	
May	9,963	
June	9,967	

QUALITY

	Quantity	Base Number	Contract	AT	Region	England
% of FP17s for the same patient ID Re-attending within 3 months - Children	17	282	6.0%	10.0%	11.9%	11.4%
% of FP17s for the same patient ID Re-attending within 3 months - Adults	76	861	8.8%	16.3%	17.2%	15.4%
% of FP17s for the same patient ID Re-attending between 3 & 9 months - Children	132	282	46.8%	50.0%	49.8%	59.8%
% of FP17s for the same patient ID Re-attending between 3 & 9 months - Adults	275	861	31.9%	38.6%	39.5%	52.1%
% of FP17s for Band 1 Urgent Courses	94	947	9.9%	11.8%	11.2%	9.2%
% of FP17s Relating to Free Repair or Replacements	3	947	0.3%	0.5%	0.5%	0.7%
% of FP17s Relating to Continuations	1	947	0.1%	0.5%	0.7%	0.8%
% of Patients satisfied with the dentistry they have received	3	3	N/A	89.8%	90.6%	93.4%
% of Patients satisfied with the time they had to wait for an appointment	3	3	N/A	84.2%	83.8%	87.6%

* This is based on patients treated on this contract for their most recent course of treatment. Figures in italics indicate the base number of FP17s or Patient Questionnaire responses are less than 100. N/A is shown where the base number of responses is less than 10 during the period. % is calculated as Quantity/Base number*100

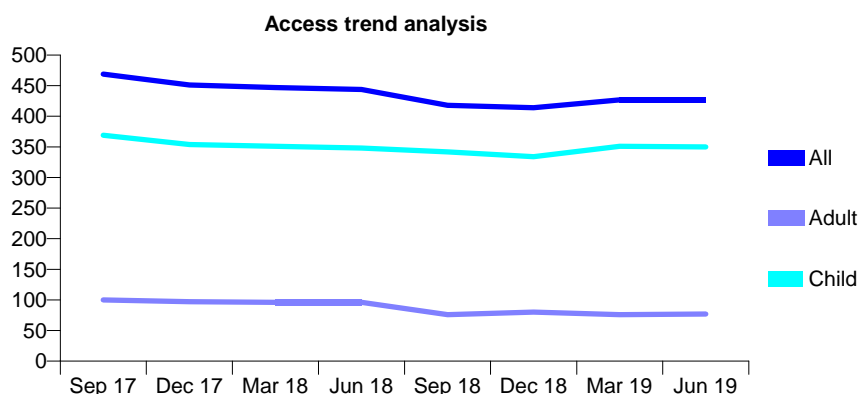
Q62 - Vital Signs At a Glance Contract Report for 110531/0001 - June 2019

Name or company name	STERLING DENTAL SURGERIES LTD
Contract type name	GDS Contract
Purpose of contract	General
Contract start date	01/04/2006
Contract end date	

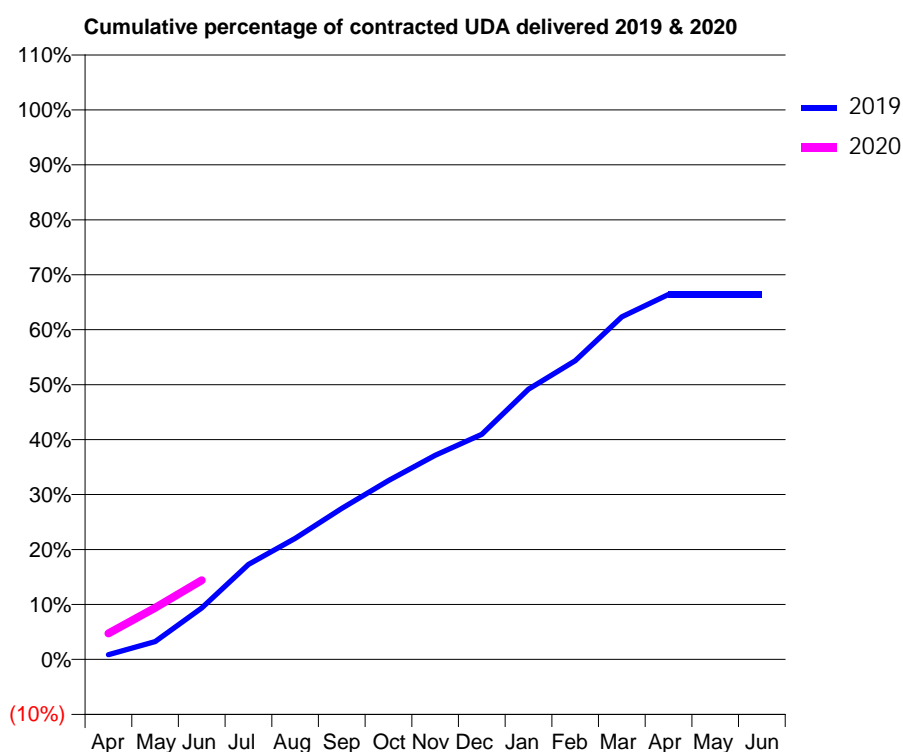
19/20 Contracted general activity (UDA)	1,165
Carry forward general activity (UDA)	0
19/20 Contracted orthodontic activity (UOA)	0
Carry forward orthodontic activity (UOA)	0
Baseline contract value	£27,364.94

ACCESS*

Patients seen in 24 months	Total	Change since previous quarter
Quarter ending June 2018	444	
Quarter ending September 2018	418	↓
Quarter ending December 2018	414	→
Quarter ending March 2019	427	↑
Quarter ending June 2019	427	→
Variance since June 2018	(3.8%)	↓



ACTIVITY



Adjusted Scheduled Activity (UDA)		
Month	2019	2020
April	10	55
May	38	110
June	109	168
July	201	
August	257	
September	320	
October	379	
November	433	
December	477	
January	573	
February	633	
March	726	
April	774	
May	774	
June	774	

QUALITY

	Quantity	Base Number	Contract	AT	Region	England
% of FP17s for the same patient ID Re-attending within 3 months - Children	7	118	5.9%	10.0%	11.9%	11.4%
% of FP17s for the same patient ID Re-attending within 3 months - Adults	2	17	11.8%	16.3%	17.2%	15.4%
% of FP17s for the same patient ID Re-attending between 3 & 9 months - Children	56	118	47.5%	50.0%	49.8%	59.8%
% of FP17s for the same patient ID Re-attending between 3 & 9 months - Adults	5	17	29.4%	38.6%	39.5%	52.1%
% of FP17s for Band 1 Urgent Courses	4	110	3.6%	11.8%	11.2%	9.2%
% of FP17s Relating to Free Repair or Replacements	0	110	0.0%	0.5%	0.5%	0.7%
% of FP17s Relating to Continuations	0	110	0.0%	0.5%	0.7%	0.8%
% of Patients satisfied with the dentistry they have received	2	2	N/A	89.8%	90.6%	93.4%
% of Patients satisfied with the time they had to wait for an appointment	2	2	N/A	84.2%	83.8%	87.6%

* This is based on patients treated on this contract for their most recent course of treatment. Figures in italics indicate the base number of FP17s or Patient Questionnaire responses are less than 100. N/A is shown where the base number of responses is less than 10 during the period. % is calculated as Quantity/Base number*100

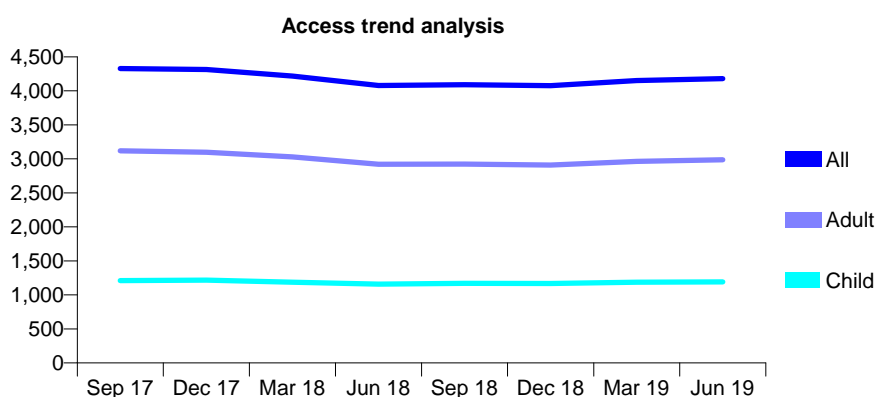
Q62 - Vital Signs At a Glance Contract Report for 110922/0001 - June 2019

Name or company name	Mr M H Bhatt
Contract type name	GDS Contract
Purpose of contract	General
Contract start date	01/07/2014
Contract end date	

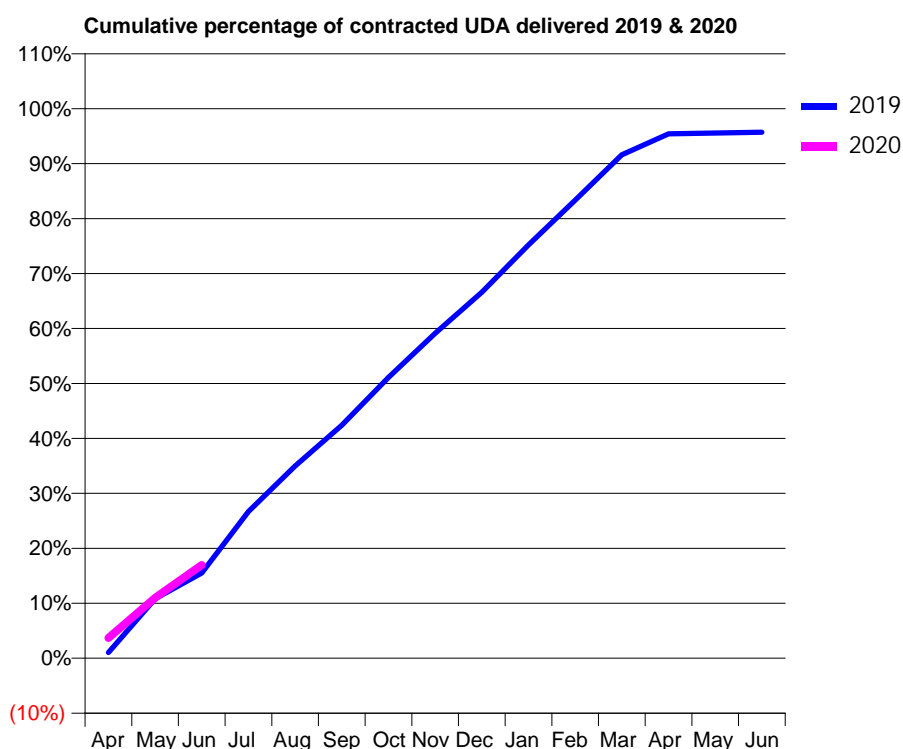
19/20 Contracted general activity (UDA)	13,288
Carry forward general activity (UDA)	0
19/20 Contracted orthodontic activity (UOA)	0
Carry forward orthodontic activity (UOA)	0
Baseline contract value	£378,420.71

ACCESS*

Patients seen in 24 months	Total	Change since previous quarter
Quarter ending June 2018	4,080	
Quarter ending September 2018	4,092	→
Quarter ending December 2018	4,075	→
Quarter ending March 2019	4,151	→
Quarter ending June 2019	4,179	→
Variance since June 2018	2.4%	↑



ACTIVITY



Month	2019	2020
April	137	492
May	1,441	1,461
June	2,062	2,255
July	3,549	
August	4,648	
September	5,631	
October	6,788	
November	7,857	
December	8,851	
January	9,994	
February	11,077	
March	12,172	
April	12,676	
May	12,701	
June	12,715	

QUALITY

	Quantity	Base Number	Contract	AT	Region	England
% of FP17s for the same patient ID Re-attending within 3 months - Children	31	317	9.8%	10.0%	11.9%	11.4%
% of FP17s for the same patient ID Re-attending within 3 months - Adults	114	708	16.1%	16.3%	17.2%	15.4%
% of FP17s for the same patient ID Re-attending between 3 & 9 months - Children	127	317	40.1%	50.0%	49.8%	59.8%
% of FP17s for the same patient ID Re-attending between 3 & 9 months - Adults	215	708	30.4%	38.6%	39.5%	52.1%
% of FP17s for Band 1 Urgent Courses	107	813	13.2%	11.8%	11.2%	9.2%
% of FP17s Relating to Free Repair or Replacements	6	813	0.7%	0.5%	0.5%	0.7%
% of FP17s Relating to Continuations	10	813	1.2%	0.5%	0.7%	0.8%
% of Patients satisfied with the dentistry they have received	0	0	N/A	89.8%	90.6%	93.4%
% of Patients satisfied with the time they had to wait for an appointment	0	0	N/A	84.2%	83.8%	87.6%

* This is based on patients treated on this contract for their most recent course of treatment.

Figures in italics indicate the base number of FP17s or Patient Questionnaire responses are less than 100. N/A is shown where the base number of responses is less than 10 during the period. % is calculated as Quantity/Base number*100

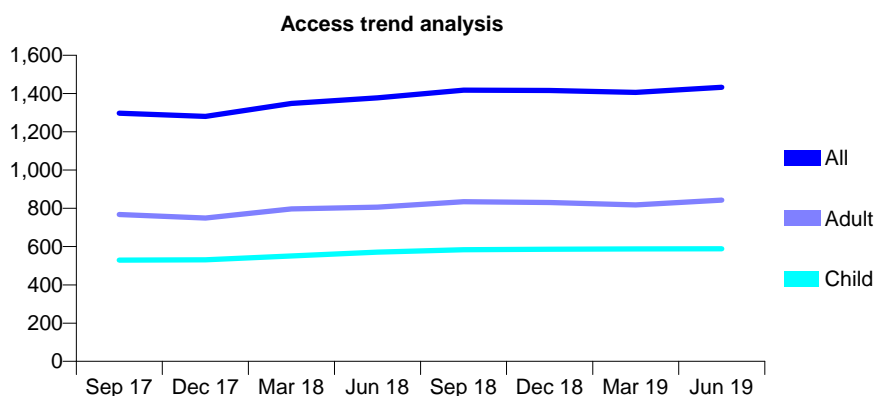
Q62 - Vital Signs At a Glance Contract Report for 112143/0001 - June 2019

Name or company name	Mr. G. Sumar & Mr. I. Gulamhusein
Contract type name	GDS Contract
Purpose of contract	General
Contract start date	01/07/2013
Contract end date	

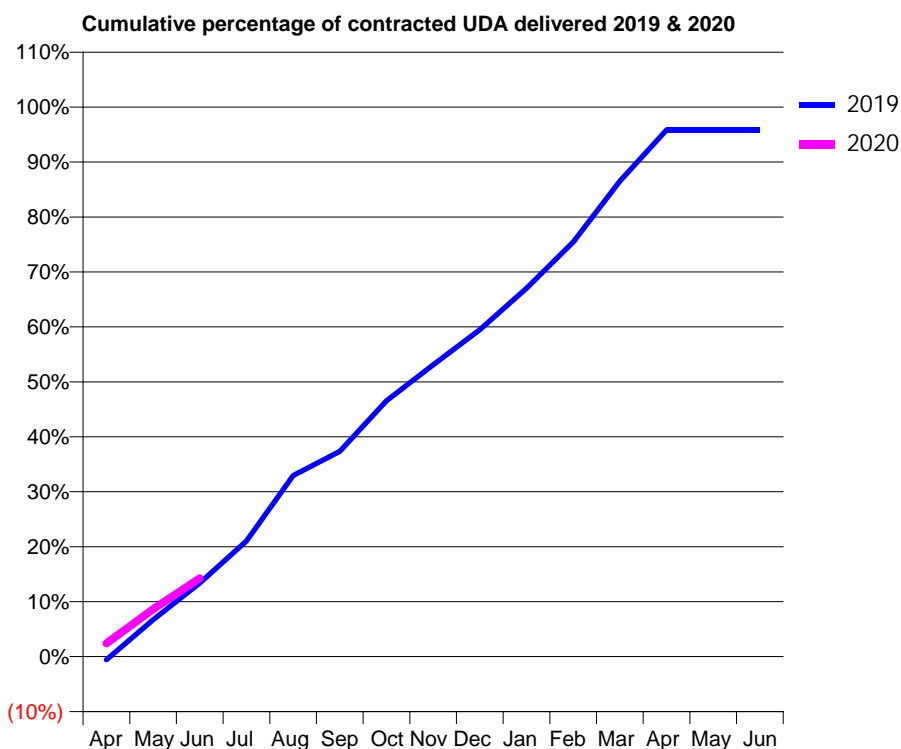
19/20 Contracted general activity (UDA)	4,565
Carry forward general activity (UDA)	0
19/20 Contracted orthodontic activity (UOA)	0
Carry forward orthodontic activity (UOA)	0
Baseline contract value	£131,303.93

ACCESS*

Patients seen in 24 months	Total	Change since previous quarter
Quarter ending June 2018	1,377	
Quarter ending September 2018	1,418	↑
Quarter ending December 2018	1,416	→
Quarter ending March 2019	1,406	→
Quarter ending June 2019	1,432	→
Variance since June 2018	4.0%	↑



ACTIVITY



Month	Adjusted Scheduled Activity (UDA)	
	2019	2020
April	-27	110
May	306	394
June	611	651
July	961	
August	1,505	
September	1,705	
October	2,125	
November	2,424	
December	2,715	
January	3,060	
February	3,444	
March	3,949	
April	4,374	
May	4,374	
June	4,374	

QUALITY

	Quantity	Base Number	Contract	AT	Region	England
% of FP17s for the same patient ID Re-attending within 3 months - Children	24	191	12.6%	10.0%	11.9%	11.4%
% of FP17s for the same patient ID Re-attending within 3 months - Adults	40	243	16.5%	16.3%	17.2%	15.4%
% of FP17s for the same patient ID Re-attending between 3 & 9 months - Children	115	191	60.2%	50.0%	49.8%	59.8%
% of FP17s for the same patient ID Re-attending between 3 & 9 months - Adults	103	243	42.4%	38.6%	39.5%	52.1%
% of FP17s for Band 1 Urgent Courses	36	298	12.1%	11.8%	11.2%	9.2%
% of FP17s Relating to Free Repair or Replacements	4	298	1.3%	0.5%	0.5%	0.7%
% of FP17s Relating to Continuations	0	298	0.0%	0.5%	0.7%	0.8%
% of Patients satisfied with the dentistry they have received	2	2	N/A	89.8%	90.6%	93.4%
% of Patients satisfied with the time they had to wait for an appointment	1	2	N/A	84.2%	83.8%	87.6%

* This is based on patients treated on this contract for their most recent course of treatment. Figures in italics indicate the base number of FP17s or Patient Questionnaire responses are less than 100. N/A is shown where the base number of responses is less than 10 during the period. % is calculated as Quantity/Base number*100

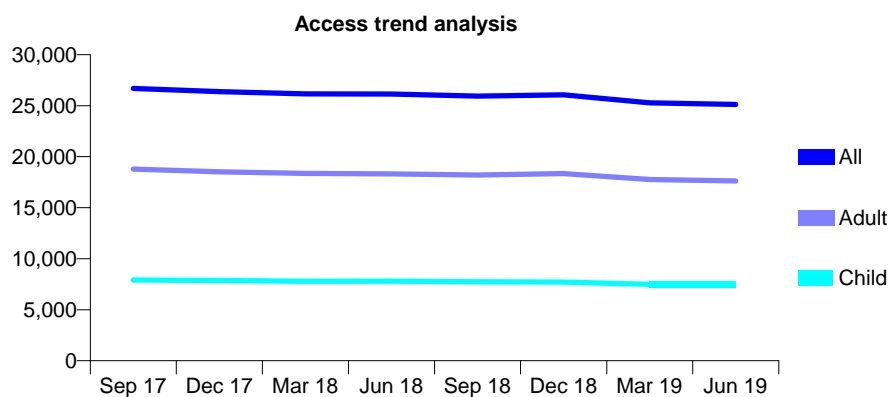
Q62 - Vital Signs At a Glance Contract Report for 112208/0001 - June 2019

Name or company name	Whitehouse Dental Practice Ltd
Contract type name	GDS Contract
Purpose of contract	General
Contract start date	01/02/2015
Contract end date	

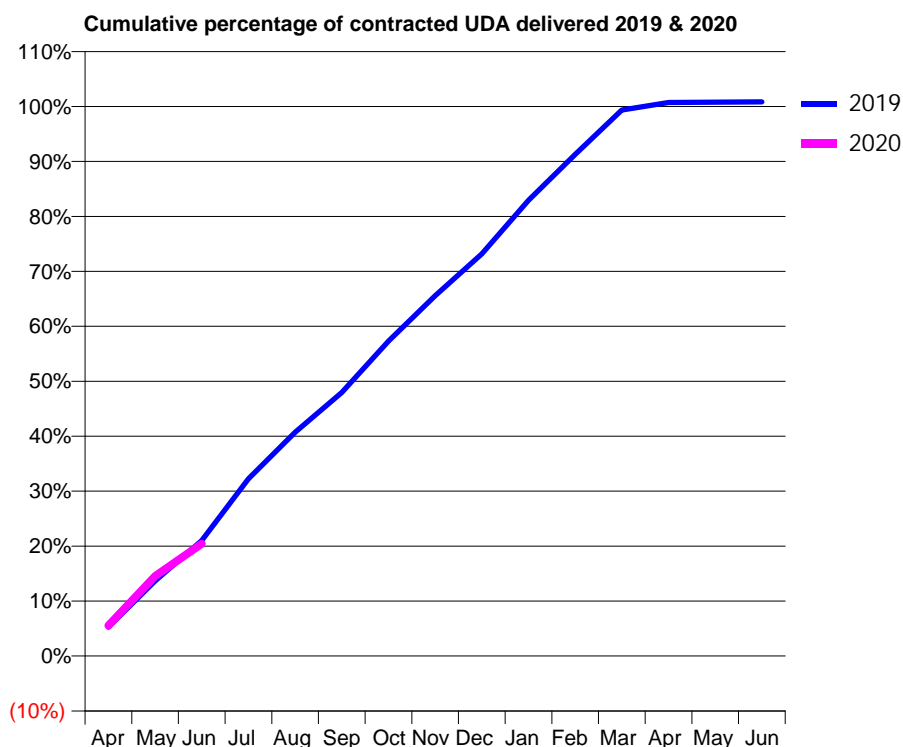
19/20 Contracted general activity (UDA)	64,941
Carry forward general activity (UDA)	0
19/20 Contracted orthodontic activity (UOA)	0
Carry forward orthodontic activity (UOA)	0
Baseline contract value	£1,909,307.78

ACCESS*

Patients seen in 24 months	Total	Change since previous quarter
Quarter ending June 2018	26,132	
Quarter ending September 2018	25,945	→
Quarter ending December 2018	26,054	→
Quarter ending March 2019	25,271	↓
Quarter ending June 2019	25,122	→
Variance since June 2018	(3.9%)	↓



ACTIVITY



Month	Adjusted Scheduled Activity (UDA)	
	2019	2020
April	3,412	3,606
May	8,881	9,441
June	13,645	13,275
July	20,945	
August	26,457	
September	31,127	
October	37,214	
November	42,593	
December	47,528	
January	53,856	
February	59,283	
March	64,516	
April	65,413	
May	65,445	
June	65,480	

QUALITY

	Quantity	Base Number	Contract	AT	Region	England
% of FP17s for the same patient ID Re-attending within 3 months - Children	181	2,228	8.1%	10.0%	11.9%	11.4%
% of FP17s for the same patient ID Re-attending within 3 months - Adults	563	4,047	13.9%	16.3%	17.2%	15.4%
% of FP17s for the same patient ID Re-attending between 3 & 9 months - Children	1,011	2,228	45.4%	50.0%	49.8%	59.8%
% of FP17s for the same patient ID Re-attending between 3 & 9 months - Adults	1,310	4,047	32.4%	38.6%	39.5%	52.1%
% of FP17s for Band 1 Urgent Courses	991	5,778	17.2%	11.8%	11.2%	9.2%
% of FP17s Relating to Free Repair or Replacements	6	5,778	0.1%	0.5%	0.5%	0.7%
% of FP17s Relating to Continuations	7	5,778	0.1%	0.5%	0.7%	0.8%
% of Patients satisfied with the dentistry they have received	7	7	N/A	89.8%	90.6%	93.4%
% of Patients satisfied with the time they had to wait for an appointment	5	7	N/A	84.2%	83.8%	87.6%

* This is based on patients treated on this contract for their most recent course of treatment. Figures in italics indicate the base number of FP17s or Patient Questionnaire responses are less than 100. N/A is shown where the base number of responses is less than 10 during the period. % is calculated as Quantity/Base number*100

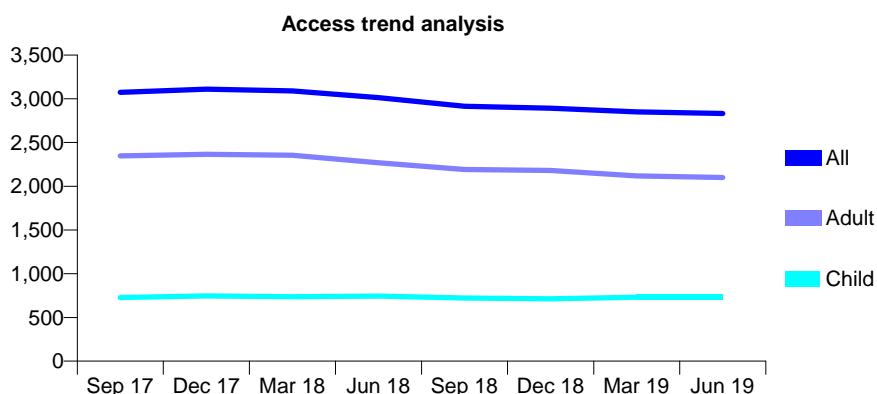
Q62 - Vital Signs At a Glance Contract Report for 113719/0001 - June 2019

Name or company name	Dr P Patel & Dr A Thethy
Contract type name	Pilot Contract
Purpose of contract	General
Contract start date	01/04/2014
Contract end date	

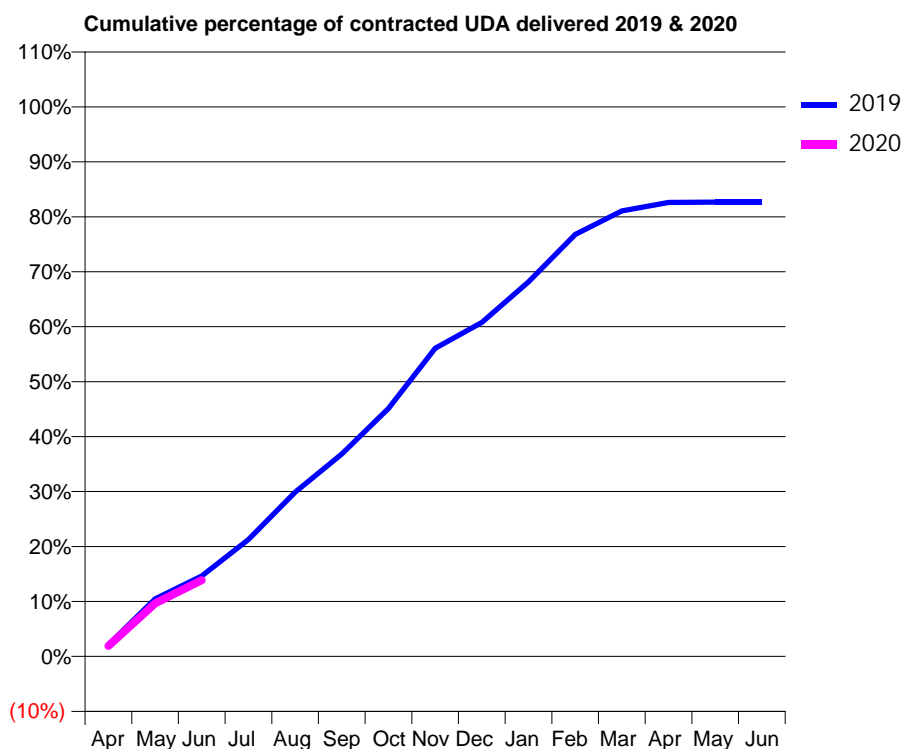
19/20 Contracted general activity (UDA)	10,050
Carry forward general activity (UDA)	0
19/20 Contracted orthodontic activity (UOA)	0
Carry forward orthodontic activity (UOA)	0
Baseline contract value	£315,298.56

ACCESS*

Patients seen in 24 months	Total	Change since previous quarter
Quarter ending June 2018	3,013	
Quarter ending September 2018	2,914	↓
Quarter ending December 2018	2,893	→
Quarter ending March 2019	2,850	↓
Quarter ending June 2019	2,833	→
Variance since June 2018	(6.0%)	↓



ACTIVITY



Month	2019	2020
April	215	192
May	1,053	971
June	1,472	1,394
July	2,138	
August	3,003	
September	3,700	
October	4,535	
November	5,635	
December	6,106	
January	6,850	
February	7,717	
March	8,146	
April	8,303	
May	8,309	
June	8,309	

QUALITY

	Quantity	Base Number	Contract	AT	Region	England
% of FP17s for the same patient ID Re-attending within 3 months - Children	12	189	6.3%	10.0%	11.9%	11.4%
% of FP17s for the same patient ID Re-attending within 3 months - Adults	46	454	10.1%	16.3%	17.2%	15.4%
% of FP17s for the same patient ID Re-attending between 3 & 9 months - Children	80	189	42.3%	50.0%	49.8%	59.8%
% of FP17s for the same patient ID Re-attending between 3 & 9 months - Adults	150	454	33.0%	38.6%	39.5%	52.1%
% of FP17s for Band 1 Urgent Courses	45	574	7.8%	11.8%	11.2%	9.2%
% of FP17s Relating to Free Repair or Replacements	0	574	0.0%	0.5%	0.5%	0.7%
% of FP17s Relating to Continuations	0	574	0.0%	0.5%	0.7%	0.8%
% of Patients satisfied with the dentistry they have received	1	1	N/A	89.8%	90.6%	93.4%
% of Patients satisfied with the time they had to wait for an appointment	1	1	N/A	84.2%	83.8%	87.6%

* This is based on patients treated on this contract for their most recent course of treatment. Figures in italics indicate the base number of FP17s or Patient Questionnaire responses are less than 100. N/A is shown where the base number of responses is less than 10 during the period. % is calculated as Quantity/Base number*100

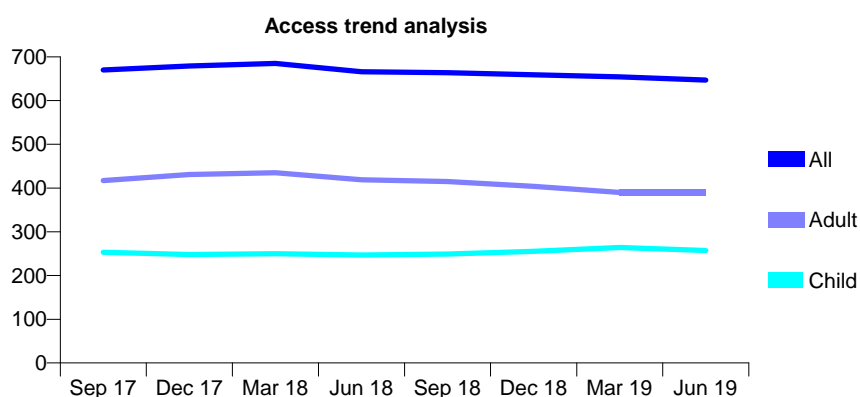
Q62 - Vital Signs At a Glance Contract Report for 114561/0001 - June 2019

Name or company name	Kenton Clinic
Contract type name	GDS Contract
Purpose of contract	General
Contract start date	01/09/2010
Contract end date	

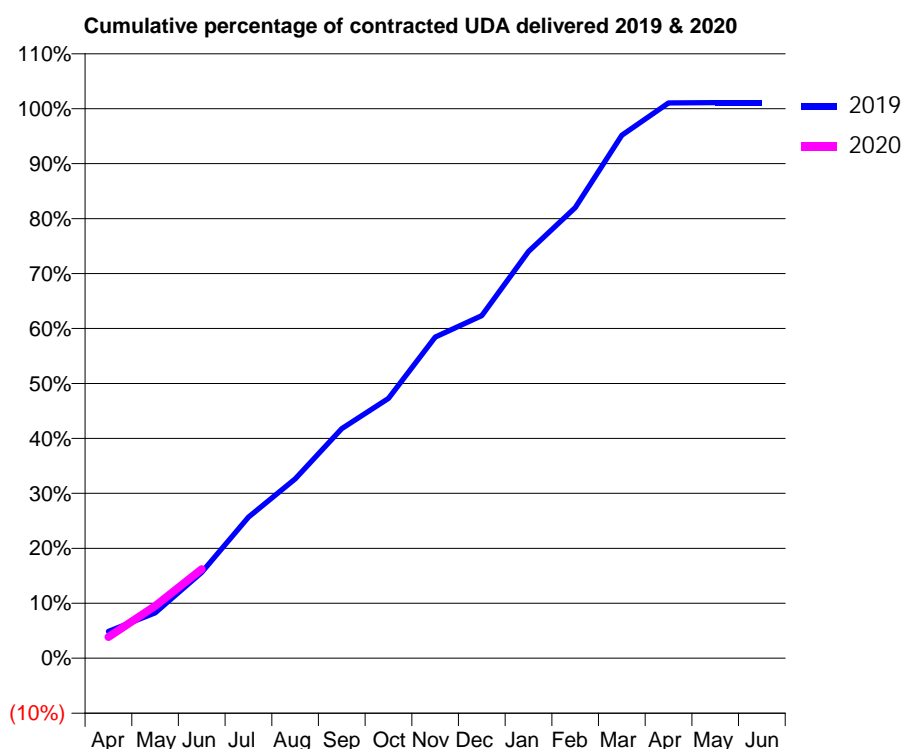
19/20 Contracted general activity (UDA)	1,658
Carry forward general activity (UDA)	0
19/20 Contracted orthodontic activity (UOA)	0
Carry forward orthodontic activity (UOA)	0
Baseline contract value	£36,889.92

ACCESS*

Patients seen in 24 months	Total	Change since previous quarter
Quarter ending June 2018	666	
Quarter ending September 2018	664	→
Quarter ending December 2018	659	→
Quarter ending March 2019	654	→
Quarter ending June 2019	647	↓
Variance since June 2018	(2.9%)	↓



ACTIVITY



Month	2019	2020
April	81	64
May	137	157
June	259	269
July	425	
August	541	
September	693	
October	784	
November	969	
December	1,034	
January	1,227	
February	1,359	
March	1,578	
April	1,675	
May	1,676	
June	1,676	

QUALITY

	Quantity	Base Number	Contract	AT	Region	England
% of FP17s for the same patient ID Re-attending within 3 months - Children	4	89	4.5%	10.0%	11.9%	11.4%
% of FP17s for the same patient ID Re-attending within 3 months - Adults	17	105	16.2%	16.3%	17.2%	15.4%
% of FP17s for the same patient ID Re-attending between 3 & 9 months - Children	53	89	59.6%	50.0%	49.8%	59.8%
% of FP17s for the same patient ID Re-attending between 3 & 9 months - Adults	40	105	38.1%	38.6%	39.5%	52.1%
% of FP17s for Band 1 Urgent Courses	18	164	11.0%	11.8%	11.2%	9.2%
% of FP17s Relating to Free Repair or Replacements	0	164	0.0%	0.5%	0.5%	0.7%
% of FP17s Relating to Continuations	1	164	0.6%	0.5%	0.7%	0.8%
% of Patients satisfied with the dentistry they have received	0	0	N/A	89.8%	90.6%	93.4%
% of Patients satisfied with the time they had to wait for an appointment	0	0	N/A	84.2%	83.8%	87.6%

* This is based on patients treated on this contract for their most recent course of treatment.

Figures in italics indicate the base number of FP17s or Patient Questionnaire responses are less than 100. N/A is shown where the base number of responses is less than 10 during the period. % is calculated as Quantity/Base number*100

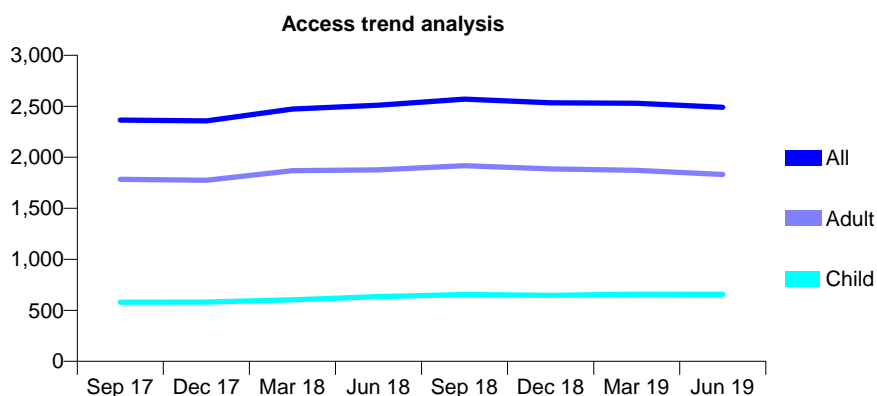
Q62 - Vital Signs At a Glance Contract Report for 115223/0001 - June 2019

Name or company name	Northfields Dental Practice
Contract type name	GDS Contract
Purpose of contract	General
Contract start date	01/07/2014
Contract end date	

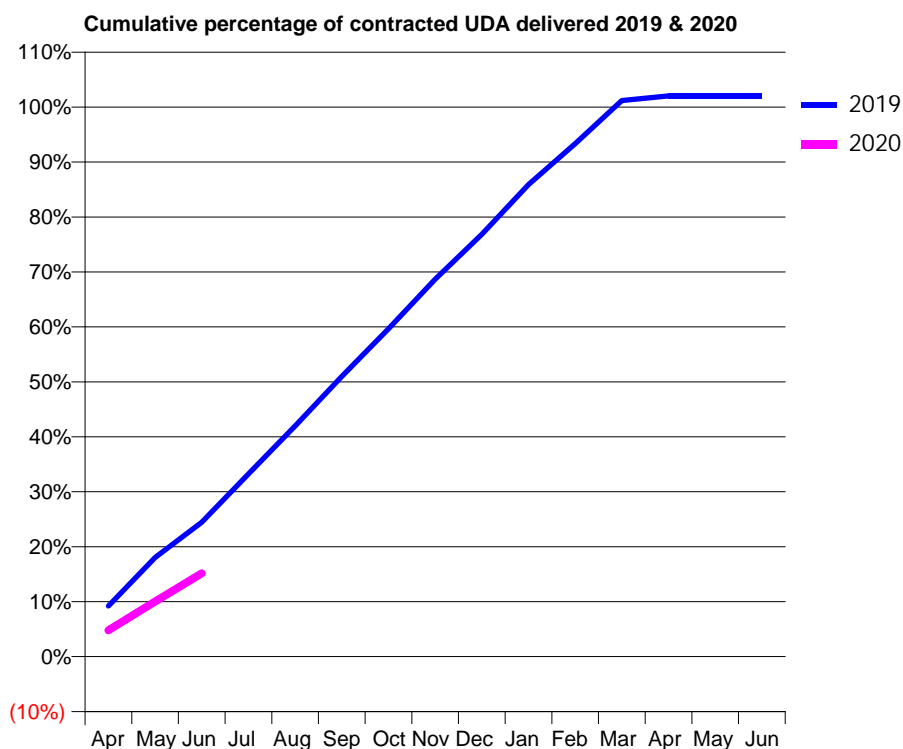
19/20 Contracted general activity (UDA)	5,933
Carry forward general activity (UDA)	0
19/20 Contracted orthodontic activity (UOA)	0
Carry forward orthodontic activity (UOA)	0
Baseline contract value	£150,228.05

ACCESS*

Patients seen in 24 months	Total	Change since previous quarter
Quarter ending June 2018	2,511	
Quarter ending September 2018	2,571	↑
Quarter ending December 2018	2,534	↓
Quarter ending March 2019	2,530	→
Quarter ending June 2019	2,489	↓
Variance since June 2018	(0.9%)	→



ACTIVITY



Month	Adjusted Scheduled Activity (UDA)	
	2019	2020
April	547	285
May	1,070	595
June	1,450	899
July	1,973	
August	2,492	
September	3,024	
October	3,540	
November	4,075	
December	4,559	
January	5,096	
February	5,538	
March	6,003	
April	6,053	
May	6,053	
June	6,053	

QUALITY

	Quantity	Base Number	Contract	AT	Region	England
% of FP17s for the same patient ID Re-attending within 3 months - Children	12	169	7.1%	10.0%	11.9%	11.4%
% of FP17s for the same patient ID Re-attending within 3 months - Adults	61	389	15.7%	16.3%	17.2%	15.4%
% of FP17s for the same patient ID Re-attending between 3 & 9 months - Children	101	169	59.8%	50.0%	49.8%	59.8%
% of FP17s for the same patient ID Re-attending between 3 & 9 months - Adults	188	389	48.3%	38.6%	39.5%	52.1%
% of FP17s for Band 1 Urgent Courses	63	540	11.7%	11.8%	11.2%	9.2%
% of FP17s Relating to Free Repair or Replacements	0	540	0.0%	0.5%	0.5%	0.7%
% of FP17s Relating to Continuations	0	540	0.0%	0.5%	0.7%	0.8%
% of Patients satisfied with the dentistry they have received	0	0	N/A	89.8%	90.6%	93.4%
% of Patients satisfied with the time they had to wait for an appointment	0	0	N/A	84.2%	83.8%	87.6%

* This is based on patients treated on this contract for their most recent course of treatment. Figures in italics indicate the base number of FP17s or Patient Questionnaire responses are less than 100. N/A is shown where the base number of responses is less than 10 during the period. % is calculated as Quantity/Base number*100

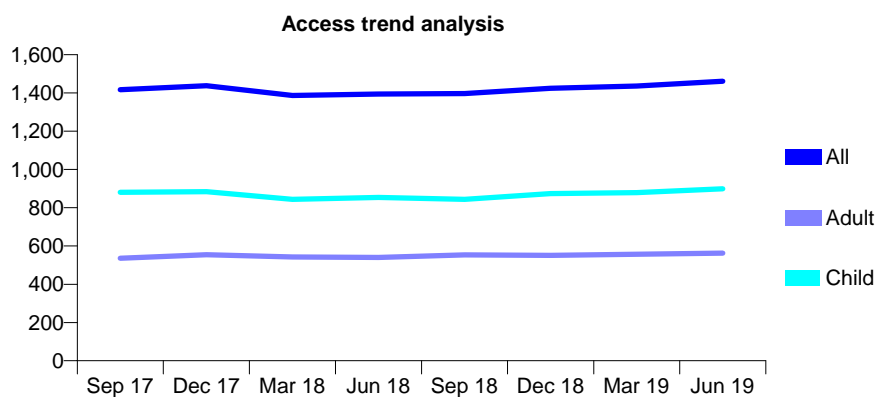
Q62 - Vital Signs At a Glance Contract Report for 115401/0001 - June 2019

Name or company name	M Ali, M Mawjee & A Paul
Contract type name	GDS Contract
Purpose of contract	General
Contract start date	01/06/2012
Contract end date	

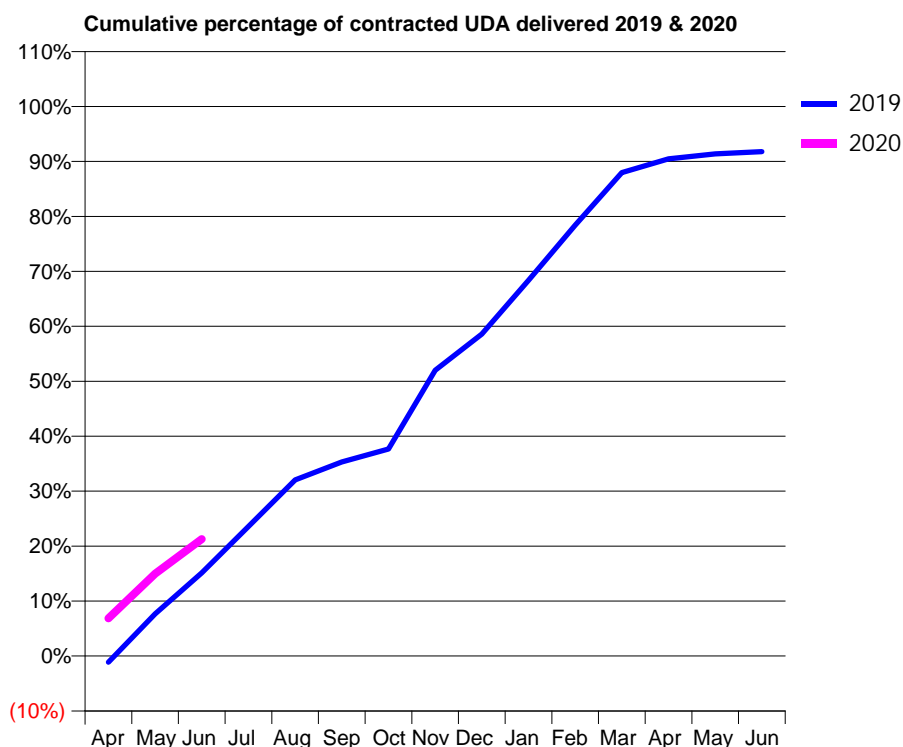
19/20 Contracted general activity (UDA)	3,005
Carry forward general activity (UDA)	0
19/20 Contracted orthodontic activity (UOA)	0
Carry forward orthodontic activity (UOA)	0
Baseline contract value	£69,104.11

ACCESS*

Patients seen in 24 months	Total	Change since previous quarter
Quarter ending June 2018	1,394	
Quarter ending September 2018	1,397	→
Quarter ending December 2018	1,425	↑
Quarter ending March 2019	1,436	→
Quarter ending June 2019	1,461	→
Variance since June 2018	4.8%	↑



ACTIVITY



Month	Adjusted Scheduled Activity (UDA)	
	2019	2020
April	-34	206
May	231	450
June	455	639
July	709	
August	963	
September	1,061	
October	1,132	
November	1,562	
December	1,760	
January	2,055	
February	2,356	
March	2,643	
April	2,718	
May	2,746	
June	2,758	

QUALITY

	Quantity	Base Number	Contract	AT	Region	England
% of FP17s for the same patient ID Re-attending within 3 months - Children	30	331	9.1%	10.0%	11.9%	11.4%
% of FP17s for the same patient ID Re-attending within 3 months - Adults	17	135	12.6%	16.3%	17.2%	15.4%
% of FP17s for the same patient ID Re-attending between 3 & 9 months - Children	184	331	55.6%	50.0%	49.8%	59.8%
% of FP17s for the same patient ID Re-attending between 3 & 9 months - Adults	42	135	31.1%	38.6%	39.5%	52.1%
% of FP17s for Band 1 Urgent Courses	32	399	8.0%	11.8%	11.2%	9.2%
% of FP17s Relating to Free Repair or Replacements	2	399	0.5%	0.5%	0.5%	0.7%
% of FP17s Relating to Continuations	1	399	0.3%	0.5%	0.7%	0.8%
% of Patients satisfied with the dentistry they have received	0	0	N/A	89.8%	90.6%	93.4%
% of Patients satisfied with the time they had to wait for an appointment	0	0	N/A	84.2%	83.8%	87.6%

* This is based on patients treated on this contract for their most recent course of treatment. Figures in italics indicate the base number of FP17s or Patient Questionnaire responses are less than 100. N/A is shown where the base number of responses is less than 10 during the period. % is calculated as Quantity/Base number*100

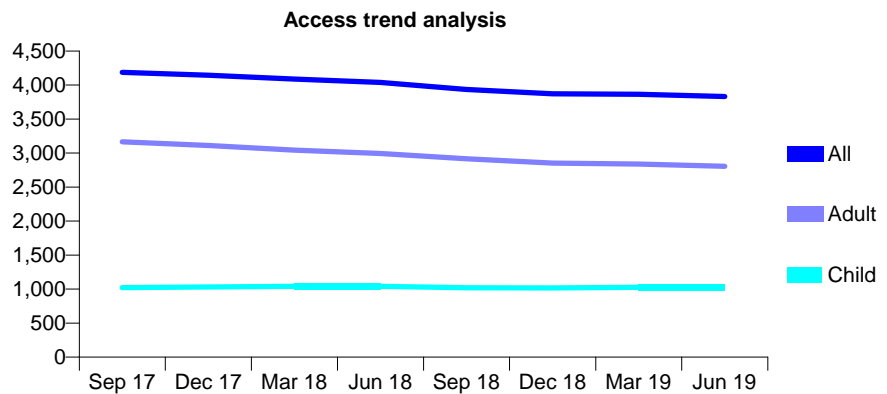
Q62 - Vital Signs At a Glance Contract Report for 116572/0001 - June 2019

Name or company name	Pearl Dental Care Centre
Contract type name	GDS Contract
Purpose of contract	General
Contract start date	01/01/2015
Contract end date	

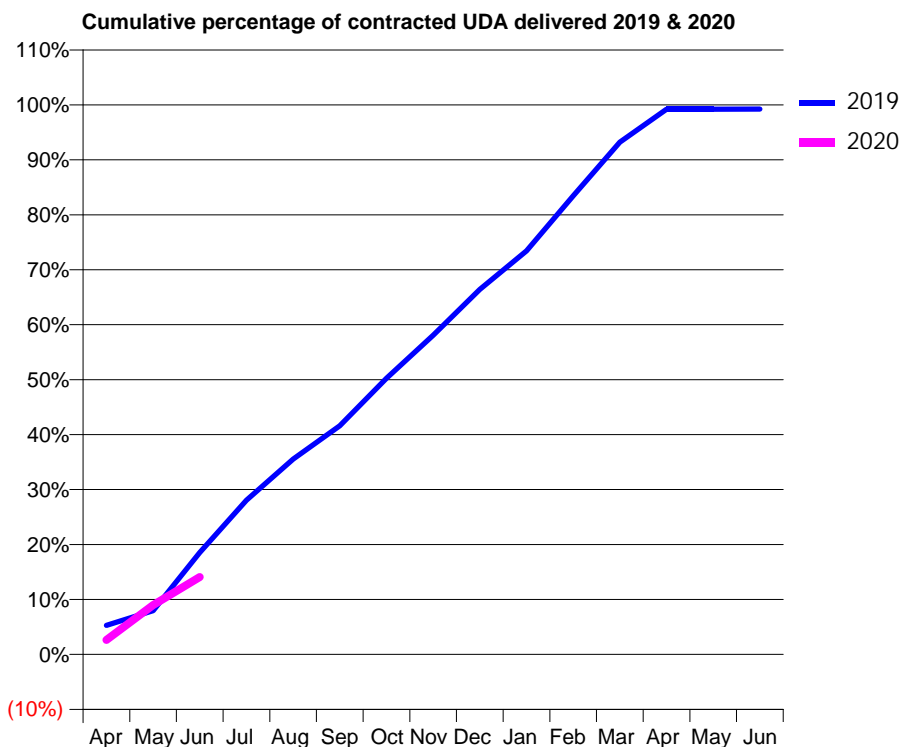
19/20 Contracted general activity (UDA)	13,336
Carry forward general activity (UDA)	0
19/20 Contracted orthodontic activity (UOA)	0
Carry forward orthodontic activity (UOA)	0
Baseline contract value	£318,655.62

ACCESS*

Patients seen in 24 months	Total	Change since previous quarter
Quarter ending June 2018	4,038	
Quarter ending September 2018	3,937	↓
Quarter ending December 2018	3,872	↓
Quarter ending March 2019	3,865	→
Quarter ending June 2019	3,833	→
Variance since June 2018	(5.1%)	↓



ACTIVITY



Month	2019	2020
April	708	350
May	1,063	1,198
June	2,474	1,879
July	3,741	
August	4,740	
September	5,547	
October	6,700	
November	7,747	
December	8,857	
January	9,796	
February	11,126	
March	12,428	
April	13,233	
May	13,233	
June	13,236	

QUALITY

	Quantity	Base Number	Contract	AT	Region	England
% of FP17s for the same patient ID Re-attending within 3 months - Children	21	343	6.1%	10.0%	11.9%	11.4%
% of FP17s for the same patient ID Re-attending within 3 months - Adults	126	821	15.3%	16.3%	17.2%	15.4%
% of FP17s for the same patient ID Re-attending between 3 & 9 months - Children	226	343	65.9%	50.0%	49.8%	59.8%
% of FP17s for the same patient ID Re-attending between 3 & 9 months - Adults	420	821	51.2%	38.6%	39.5%	52.1%
% of FP17s for Band 1 Urgent Courses	95	889	10.7%	11.8%	11.2%	9.2%
% of FP17s Relating to Free Repair or Replacements	9	889	1.0%	0.5%	0.5%	0.7%
% of FP17s Relating to Continuations	18	889	2.0%	0.5%	0.7%	0.8%
% of Patients satisfied with the dentistry they have received	3	3	N/A	89.8%	90.6%	93.4%
% of Patients satisfied with the time they had to wait for an appointment	3	3	N/A	84.2%	83.8%	87.6%

* This is based on patients treated on this contract for their most recent course of treatment. Figures in italics indicate the base number of FP17s or Patient Questionnaire responses are less than 100. N/A is shown where the base number of responses is less than 10 during the period. % is calculated as Quantity/Base number*100

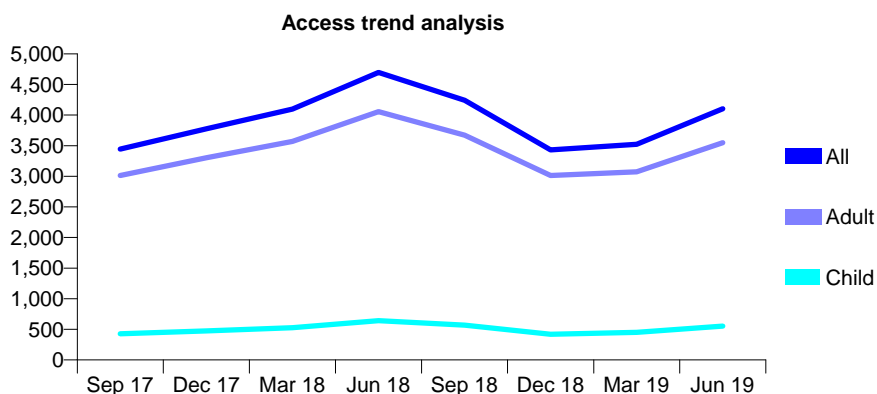
Q62 - Vital Signs At a Glance Contract Report for 116874/0001 - June 2019

Name or company name	S & Y Golar
Contract type name	GDS Contract
Purpose of contract	General
Contract start date	01/04/2010
Contract end date	

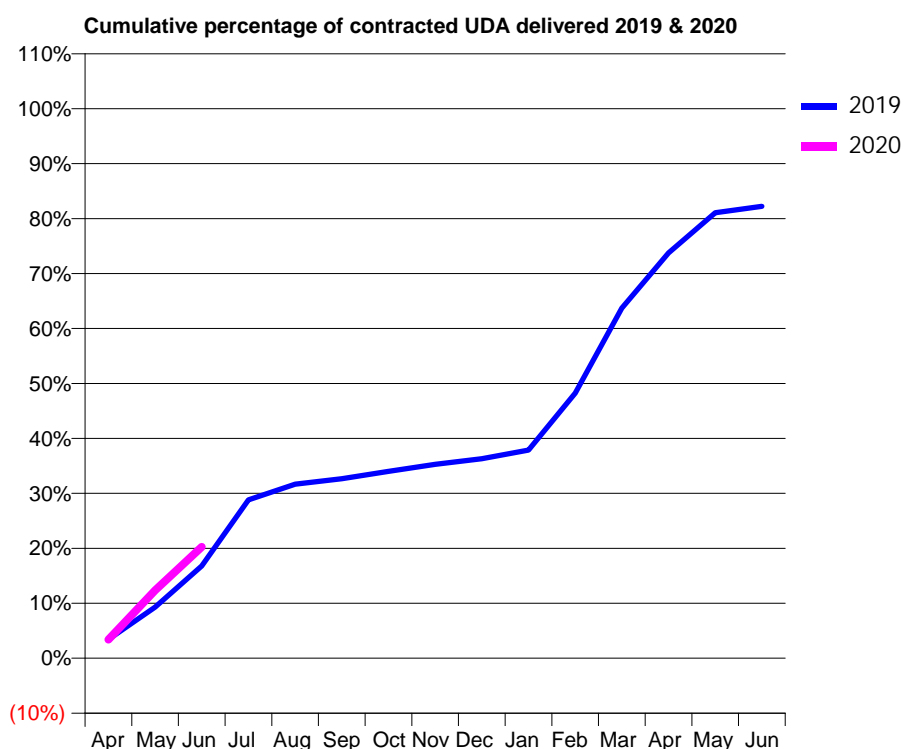
19/20 Contracted general activity (UDA)	15,530
Carry forward general activity (UDA)	0
19/20 Contracted orthodontic activity (UOA)	0
Carry forward orthodontic activity (UOA)	0
Baseline contract value	£530,030.12

ACCESS*

Patients seen in 24 months	Total	Change since previous quarter
Quarter ending June 2018	4,696	
Quarter ending September 2018	4,242	↓
Quarter ending December 2018	3,432	↓
Quarter ending March 2019	3,523	↑
Quarter ending June 2019	4,103	↑
Variance since June 2018	(12.6%)	↓



ACTIVITY



Adjusted Scheduled Activity (UDA)		
Month	2019	2020
April	533	525
May	1,443	1,921
June	2,604	3,144
July	4,474	
August	4,921	
September	5,074	
October	5,281	
November	5,479	
December	5,636	
January	5,881	
February	7,489	
March	9,895	
April	11,457	
May	12,588	
June	12,770	

QUALITY

	Quantity	Base Number	Contract	AT	Region	England
% of FP17s for the same patient ID Re-attending within 3 months - Children	21	226	9.3%	10.0%	11.9%	11.4%
% of FP17s for the same patient ID Re-attending within 3 months - Adults	313	1,405	22.3%	16.3%	17.2%	15.4%
% of FP17s for the same patient ID Re-attending between 3 & 9 months - Children	16	226	7.1%	50.0%	49.8%	59.8%
% of FP17s for the same patient ID Re-attending between 3 & 9 months - Adults	116	1,405	8.3%	38.6%	39.5%	52.1%
% of FP17s for Band 1 Urgent Courses	250	1,002	25.0%	11.8%	11.2%	9.2%
% of FP17s Relating to Free Repair or Replacements	10	1,002	1.0%	0.5%	0.5%	0.7%
% of FP17s Relating to Continuations	17	1,002	1.7%	0.5%	0.7%	0.8%
% of Patients satisfied with the dentistry they have received	3	5	N/A	89.8%	90.6%	93.4%
% of Patients satisfied with the time they had to wait for an appointment	3	5	N/A	84.2%	83.8%	87.6%

* This is based on patients treated on this contract for their most recent course of treatment. Figures in italics indicate the base number of FP17s or Patient Questionnaire responses are less than 100. N/A is shown where the base number of responses is less than 10 during the period. % is calculated as Quantity/Base number*100

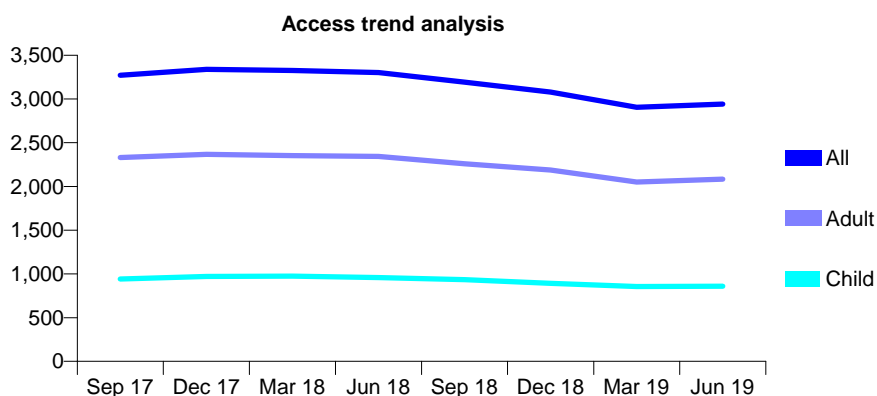
Q62 - Vital Signs At a Glance Contract Report for 118338/0001 - June 2019

Name or company name	Confident Dental Practices Ltd
Contract type name	PDS Contract
Purpose of contract	General
Contract start date	01/12/2010
Contract end date	30/11/2020

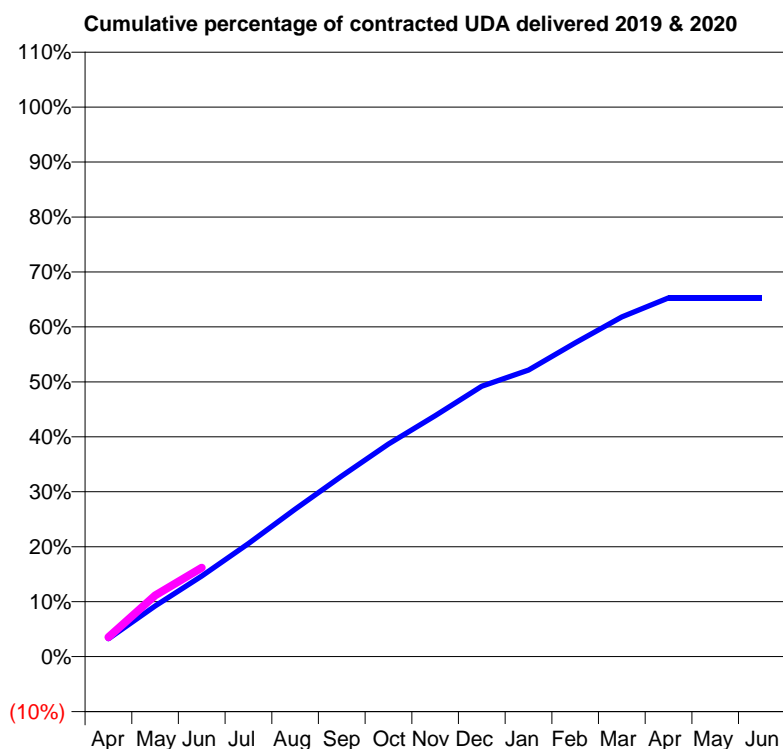
19/20 Contracted general activity (UDA)	10,363
Carry forward general activity (UDA)	0
19/20 Contracted orthodontic activity (UOA)	0
Carry forward orthodontic activity (UOA)	0
Baseline contract value	£314,318.23

ACCESS*

Patients seen in 24 months	Total	Change since previous quarter
Quarter ending June 2018	3,302	
Quarter ending September 2018	3,193	↓
Quarter ending December 2018	3,080	↓
Quarter ending March 2019	2,906	↓
Quarter ending June 2019	2,943	→
Variance since June 2018	(10.9%)	↓



ACTIVITY



Month	Adjusted Scheduled Activity (UDA)	
	2019	2020
April	336	367
May	957	1,156
June	1,519	1,677
July	2,130	
August	2,782	
September	3,406	
October	4,010	
November	4,544	
December	5,100	
January	5,402	
February	5,916	
March	6,405	
April	6,767	
May	6,767	
June	6,767	

QUALITY

	Quantity	Base Number	Contract	AT	Region	England
% of FP17s for the same patient ID Re-attending within 3 months - Children	9	277	3.2%	10.0%	11.9%	11.4%
% of FP17s for the same patient ID Re-attending within 3 months - Adults	55	529	10.4%	16.3%	17.2%	15.4%
% of FP17s for the same patient ID Re-attending between 3 & 9 months - Children	105	277	37.9%	50.0%	49.8%	59.8%
% of FP17s for the same patient ID Re-attending between 3 & 9 months - Adults	134	529	25.3%	38.6%	39.5%	52.1%
% of FP17s for Band 1 Urgent Courses	64	649	9.9%	11.8%	11.2%	9.2%
% of FP17s Relating to Free Repair or Replacements	5	649	0.8%	0.5%	0.5%	0.7%
% of FP17s Relating to Continuations	7	649	1.1%	0.5%	0.7%	0.8%
% of Patients satisfied with the dentistry they have received	0	0	N/A	89.8%	90.6%	93.4%
% of Patients satisfied with the time they had to wait for an appointment	0	0	N/A	84.2%	83.8%	87.6%

* This is based on patients treated on this contract for their most recent course of treatment. Figures in italics indicate the base number of FP17s or Patient Questionnaire responses are less than 100. N/A is shown where the base number of responses is less than 10 during the period. % is calculated as Quantity/Base number*100

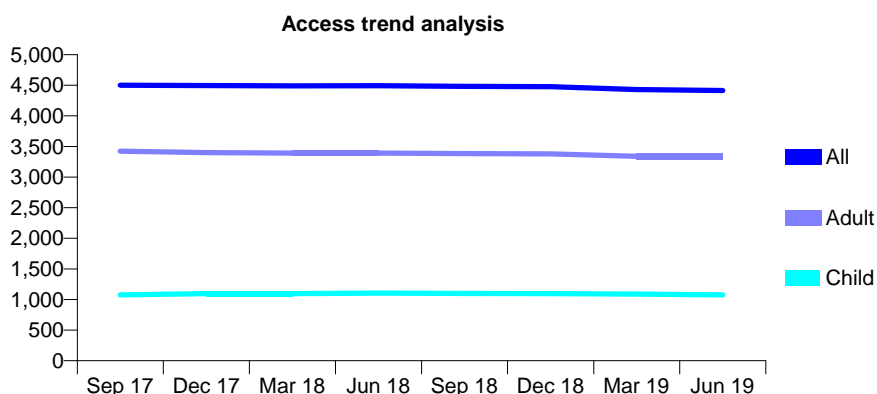
Q62 - Vital Signs At a Glance Contract Report for 119180/0001 - June 2019

Name or company name	Mr B Metha & Mr S Mehta
Contract type name	GDS Contract
Purpose of contract	General
Contract start date	01/07/2011
Contract end date	

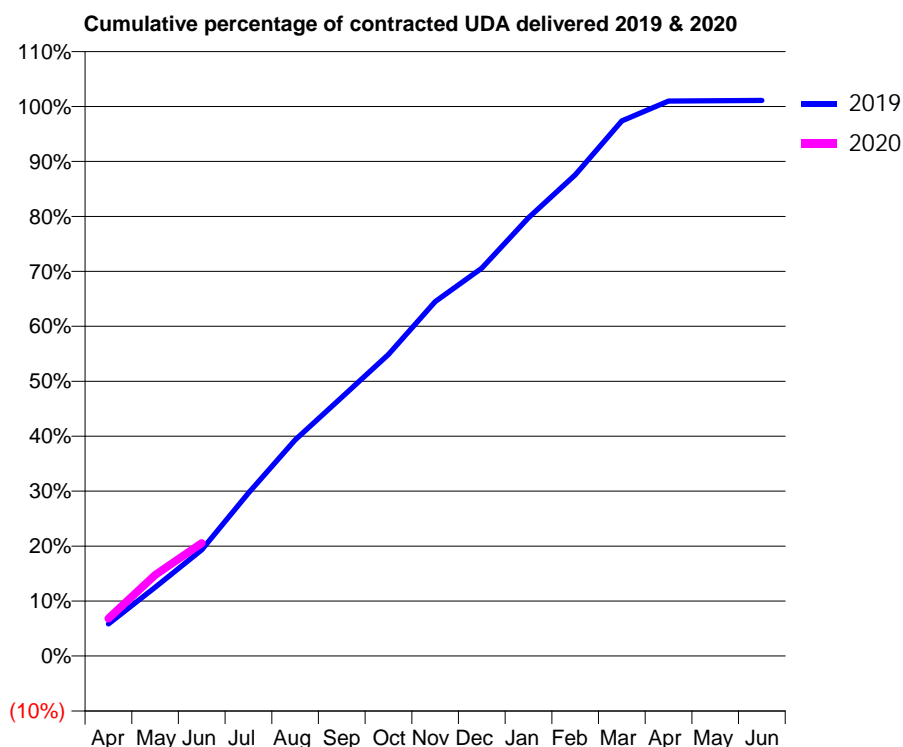
19/20 Contracted general activity (UDA)	12,455
Carry forward general activity (UDA)	0
19/20 Contracted orthodontic activity (UOA)	0
Carry forward orthodontic activity (UOA)	0
Baseline contract value	£406,365.98

ACCESS*

Patients seen in 24 months	Total	Change since previous quarter
Quarter ending June 2018	4,494	
Quarter ending September 2018	4,483	→
Quarter ending December 2018	4,475	→
Quarter ending March 2019	4,430	↓
Quarter ending June 2019	4,414	→
Variance since June 2018	(1.8%)	↓



ACTIVITY



Month	Adjusted Scheduled Activity (UDA)	
	2019	2020
April	728	849
May	1,558	1,841
June	2,407	2,559
July	3,694	
August	4,898	
September	5,861	
October	6,834	
November	8,031	
December	8,791	
January	9,934	
February	10,907	
March	12,127	
April	12,577	
May	12,584	
June	12,590	

QUALITY

	Quantity	Base Number	Contract	AT	Region	England
% of FP17s for the same patient ID Re-attending within 3 months - Children	21	415	5.1%	10.0%	11.9%	11.4%
% of FP17s for the same patient ID Re-attending within 3 months - Adults	68	788	8.6%	16.3%	17.2%	15.4%
% of FP17s for the same patient ID Re-attending between 3 & 9 months - Children	257	415	61.9%	50.0%	49.8%	59.8%
% of FP17s for the same patient ID Re-attending between 3 & 9 months - Adults	353	788	44.8%	38.6%	39.5%	52.1%
% of FP17s for Band 1 Urgent Courses	29	1,023	2.8%	11.8%	11.2%	9.2%
% of FP17s Relating to Free Repair or Replacements	5	1,023	0.5%	0.5%	0.5%	0.7%
% of FP17s Relating to Continuations	3	1,023	0.3%	0.5%	0.7%	0.8%
% of Patients satisfied with the dentistry they have received	1	1	N/A	89.8%	90.6%	93.4%
% of Patients satisfied with the time they had to wait for an appointment	1	1	N/A	84.2%	83.8%	87.6%

* This is based on patients treated on this contract for their most recent course of treatment. Figures in italics indicate the base number of FP17s or Patient Questionnaire responses are less than 100. N/A is shown where the base number of responses is less than 10 during the period. % is calculated as Quantity/Base number*100

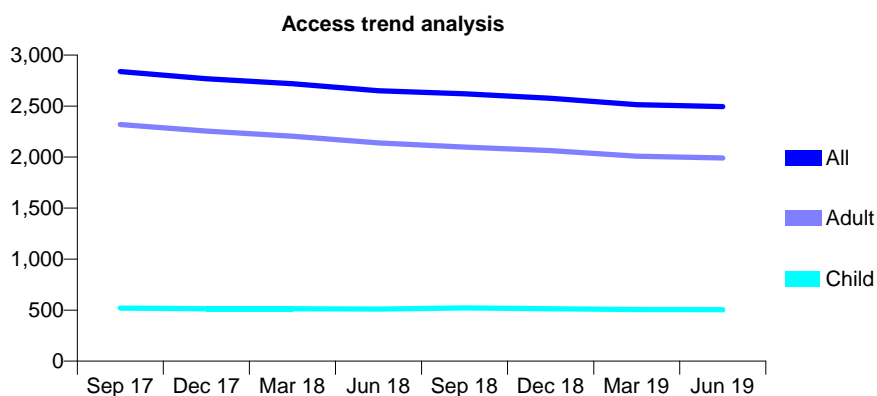
Q62 - Vital Signs At a Glance Contract Report for 124702/0001 - June 2019

Name or company name	S Cowley, R Ingham and J Angelo
Contract type name	GDS Contract
Purpose of contract	General
Contract start date	01/01/2015
Contract end date	

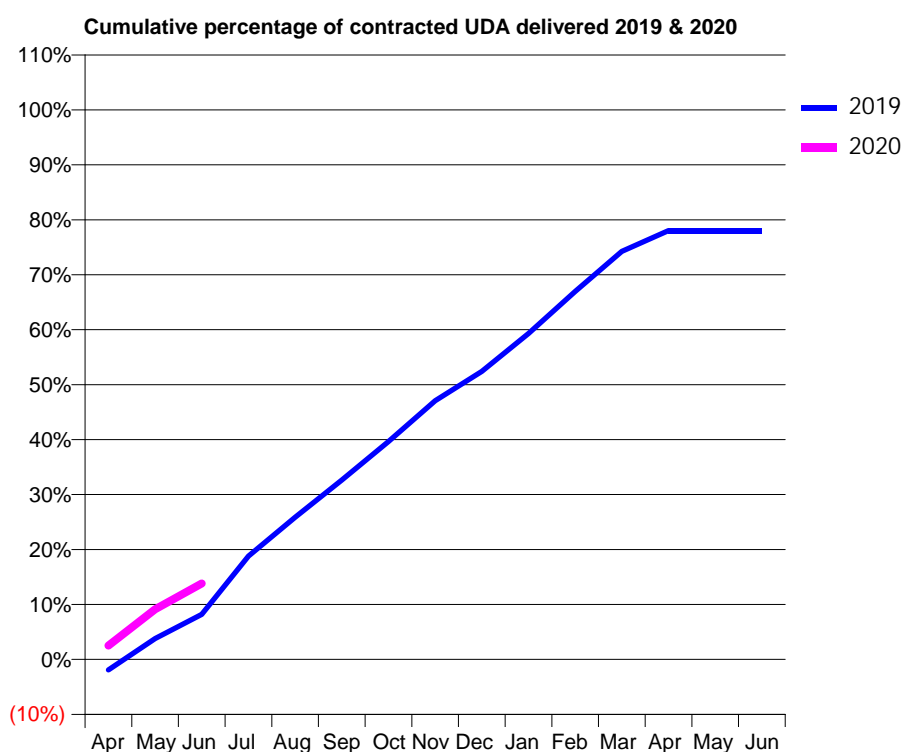
19/20 Contracted general activity (UDA)	13,793
Carry forward general activity (UDA)	0
19/20 Contracted orthodontic activity (UOA)	0
Carry forward orthodontic activity (UOA)	0
Baseline contract value	£459,919.65

ACCESS*

Patients seen in 24 months	Total	Change since previous quarter
Quarter ending June 2018	2,650	
Quarter ending September 2018	2,620	↓
Quarter ending December 2018	2,577	↓
Quarter ending March 2019	2,514	↓
Quarter ending June 2019	2,495	→
Variance since June 2018	(5.8%)	↓



ACTIVITY



Month	2019	2020
April	-265	349
May	523	1,259
June	1,132	1,907
July	2,592	
August	3,570	
September	4,499	
October	5,472	
November	6,496	
December	7,228	
January	8,181	
February	9,236	
March	10,239	
April	10,763	
May	10,763	
June	10,763	

QUALITY

	Quantity	Base Number	Contract	AT	Region	England
% of FP17s for the same patient ID Re-attending within 3 months - Children	13	148	8.8%	10.0%	11.9%	11.4%
% of FP17s for the same patient ID Re-attending within 3 months - Adults	72	472	15.3%	16.3%	17.2%	15.4%
% of FP17s for the same patient ID Re-attending between 3 & 9 months - Children	59	148	39.9%	50.0%	49.8%	59.8%
% of FP17s for the same patient ID Re-attending between 3 & 9 months - Adults	165	472	35.0%	38.6%	39.5%	52.1%
% of FP17s for Band 1 Urgent Courses	93	514	18.1%	11.8%	11.2%	9.2%
% of FP17s Relating to Free Repair or Replacements	2	514	0.4%	0.5%	0.5%	0.7%
% of FP17s Relating to Continuations	1	514	0.2%	0.5%	0.7%	0.8%
% of Patients satisfied with the dentistry they have received	2	2	N/A	89.8%	90.6%	93.4%
% of Patients satisfied with the time they had to wait for an appointment	2	2	N/A	84.2%	83.8%	87.6%

* This is based on patients treated on this contract for their most recent course of treatment. Figures in italics indicate the base number of FP17s or Patient Questionnaire responses are less than 100. N/A is shown where the base number of responses is less than 10 during the period. % is calculated as Quantity/Base number*100

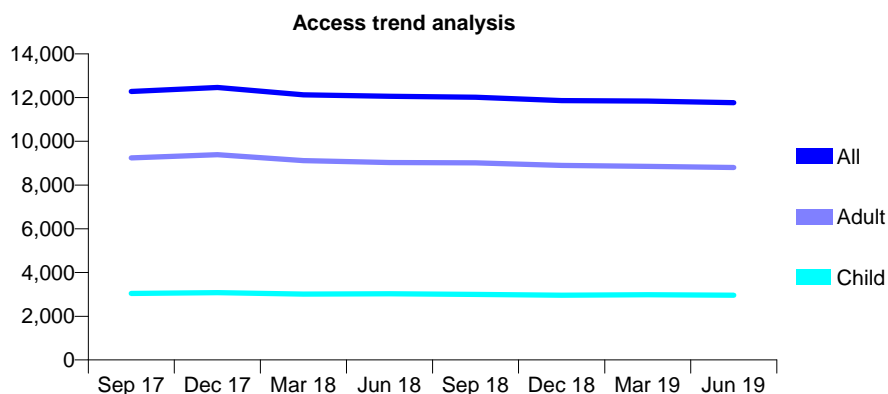
Q62 - Vital Signs At a Glance Contract Report for 125261/0001 - June 2019

Name or company name	Haven Green Clinic Limited
Contract type name	GDS Contract
Purpose of contract	General
Contract start date	01/08/2015
Contract end date	

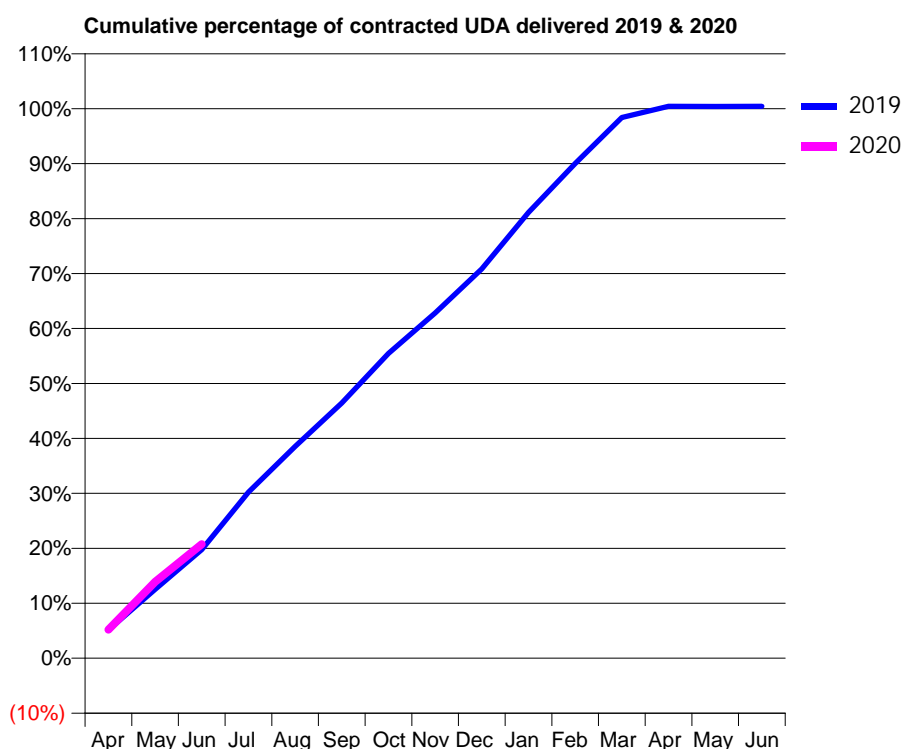
19/20 Contracted general activity (UDA)	25,243
Carry forward general activity (UDA)	0
19/20 Contracted orthodontic activity (UOA)	0
Carry forward orthodontic activity (UOA)	0
Baseline contract value	£738,750.20

ACCESS*

Patients seen in 24 months	Total	Change since previous quarter
Quarter ending June 2018	12,060	
Quarter ending September 2018	12,012	→
Quarter ending December 2018	11,863	↓
Quarter ending March 2019	11,839	→
Quarter ending June 2019	11,764	→
Variance since June 2018	(2.5%)	↓



ACTIVITY



Month	2019	2020
April	1,299	1,313
May	3,164	3,513
June	4,987	5,243
July	7,632	
August	9,732	
September	11,722	
October	14,000	
November	15,861	
December	17,881	
January	20,472	
February	22,731	
March	24,838	
April	25,352	
May	25,348	
June	25,350	

QUALITY

	Quantity	Base Number	Contract	AT	Region	England
% of FP17s for the same patient ID Re-attending within 3 months - Children	62	839	7.4%	10.0%	11.9%	11.4%
% of FP17s for the same patient ID Re-attending within 3 months - Adults	297	2,209	13.4%	16.3%	17.2%	15.4%
% of FP17s for the same patient ID Re-attending between 3 & 9 months - Children	406	839	48.4%	50.0%	49.8%	59.8%
% of FP17s for the same patient ID Re-attending between 3 & 9 months - Adults	968	2,209	43.8%	38.6%	39.5%	52.1%
% of FP17s for Band 1 Urgent Courses	332	2,757	12.0%	11.8%	11.2%	9.2%
% of FP17s Relating to Free Repair or Replacements	20	2,757	0.7%	0.5%	0.5%	0.7%
% of FP17s Relating to Continuations	0	2,757	0.0%	0.5%	0.7%	0.8%
% of Patients satisfied with the dentistry they have received	9	10	90.0%	89.8%	90.6%	93.4%
% of Patients satisfied with the time they had to wait for an appointment	10	10	100.0%	84.2%	83.8%	87.6%

* This is based on patients treated on this contract for their most recent course of treatment.

Figures in italics indicate the base number of FP17s or Patient Questionnaire responses are less than 100. N/A is shown where the base number of responses is less than 10 during the period. % is calculated as Quantity/Base number*100

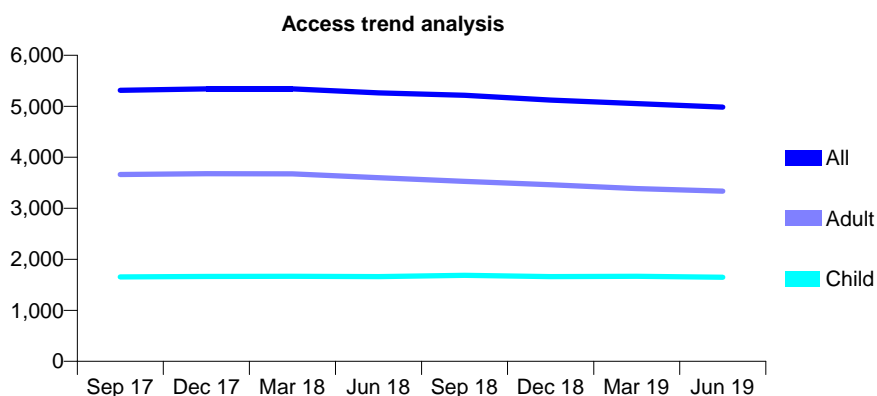
Q62 - Vital Signs At a Glance Contract Report for 129771/0001 - June 2019

Name or company name	Feltham Dental Care
Contract type name	GDS Contract
Purpose of contract	General
Contract start date	01/06/2012
Contract end date	

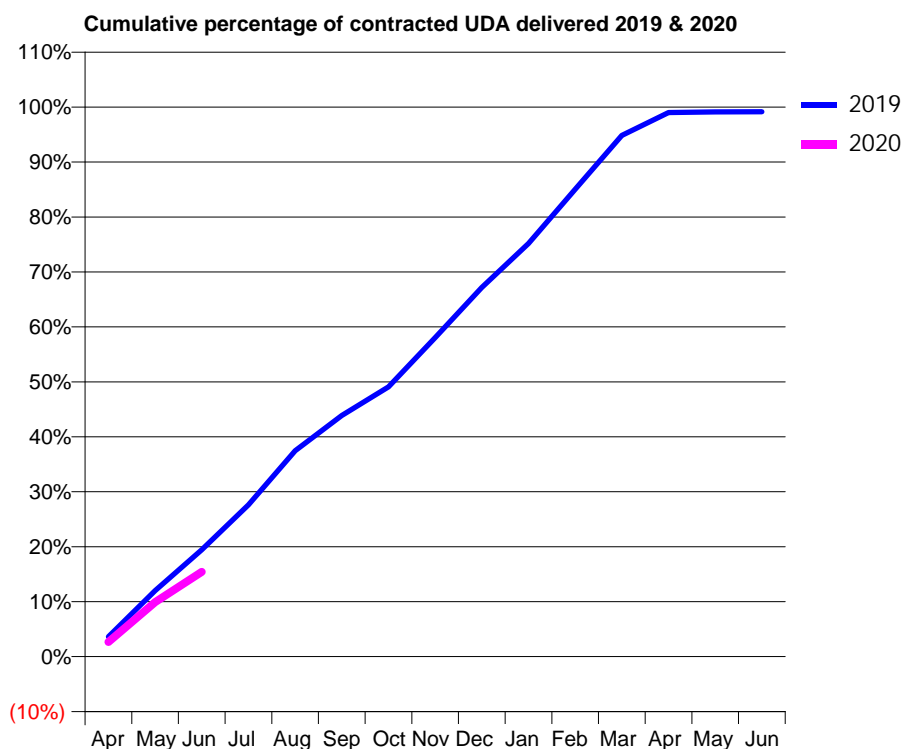
19/20 Contracted general activity (UDA)	15,351
Carry forward general activity (UDA)	0
19/20 Contracted orthodontic activity (UOA)	0
Carry forward orthodontic activity (UOA)	0
Baseline contract value	£446,038.67

ACCESS*

Patients seen in 24 months	Total	Change since previous quarter
Quarter ending June 2018	5,263	
Quarter ending September 2018	5,215	→
Quarter ending December 2018	5,124	↓
Quarter ending March 2019	5,052	↓
Quarter ending June 2019	4,984	↓
Variance since June 2018	(5.3%)	↓



ACTIVITY



Month	Adjusted Scheduled Activity (UDA)	
	2019	2020
April	555	413
May	1,847	1,520
June	2,987	2,368
July	4,240	
August	5,754	
September	6,735	
October	7,536	
November	8,912	
December	10,312	
January	11,539	
February	13,054	
March	14,559	
April	15,197	
May	15,217	
June	15,220	

QUALITY

	Quantity	Base Number	Contract	AT	Region	England
% of FP17s for the same patient ID Re-attending within 3 months - Children	26	483	5.4%	10.0%	11.9%	11.4%
% of FP17s for the same patient ID Re-attending within 3 months - Adults	91	751	12.1%	16.3%	17.2%	15.4%
% of FP17s for the same patient ID Re-attending between 3 & 9 months - Children	271	483	56.1%	50.0%	49.8%	59.8%
% of FP17s for the same patient ID Re-attending between 3 & 9 months - Adults	352	751	46.9%	38.6%	39.5%	52.1%
% of FP17s for Band 1 Urgent Courses	72	1,016	7.1%	11.8%	11.2%	9.2%
% of FP17s Relating to Free Repair or Replacements	7	1,016	0.7%	0.5%	0.5%	0.7%
% of FP17s Relating to Continuations	9	1,016	0.9%	0.5%	0.7%	0.8%
% of Patients satisfied with the dentistry they have received	1	1	N/A	89.8%	90.6%	93.4%
% of Patients satisfied with the time they had to wait for an appointment	1	1	N/A	84.2%	83.8%	87.6%

* This is based on patients treated on this contract for their most recent course of treatment. Figures in italics indicate the base number of FP17s or Patient Questionnaire responses are less than 100. N/A is shown where the base number of responses is less than 10 during the period. % is calculated as Quantity/Base number*100

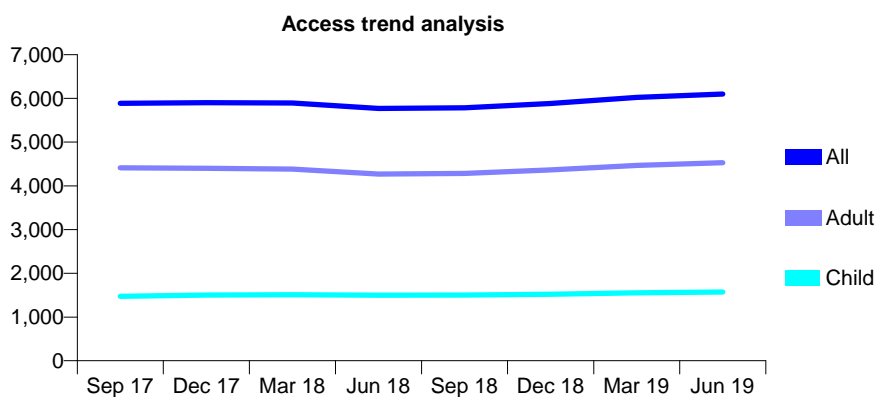
Q62 - Vital Signs At a Glance Contract Report for 130443/0001 - June 2019

Name or company name	Dr. L. Patel
Contract type name	GDS Contract
Purpose of contract	General
Contract start date	01/06/2011
Contract end date	

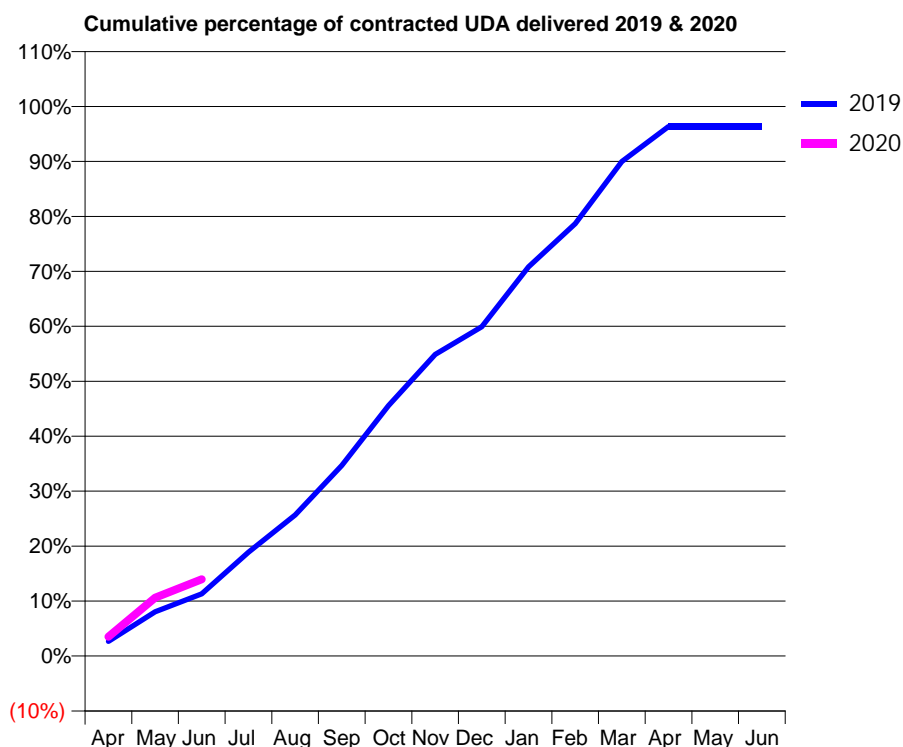
19/20 Contracted general activity (UDA)	14,053
Carry forward general activity (UDA)	0
19/20 Contracted orthodontic activity (UOA)	0
Carry forward orthodontic activity (UOA)	0
Baseline contract value	£315,012.97

ACCESS*

Patients seen in 24 months	Total	Change since previous quarter
Quarter ending June 2018	5,768	
Quarter ending September 2018	5,786	→
Quarter ending December 2018	5,882	→
Quarter ending March 2019	6,022	↑
Quarter ending June 2019	6,099	→
Variance since June 2018	5.7%	↑



ACTIVITY



Month	Adjusted Scheduled Activity (UDA)	
	2019	2020
April	378	494
May	1,133	1,490
June	1,592	1,962
July	2,655	
August	3,609	
September	4,872	
October	6,402	
November	7,712	
December	8,423	
January	9,952	
February	11,054	
March	12,645	
April	13,542	
May	13,540	
June	13,540	

QUALITY

	Quantity	Base Number	Contract	AT	Region	England
% of FP17s for the same patient ID Re-attending within 3 months - Children	35	541	6.5%	10.0%	11.9%	11.4%
% of FP17s for the same patient ID Re-attending within 3 months - Adults	108	1,110	9.7%	16.3%	17.2%	15.4%
% of FP17s for the same patient ID Re-attending between 3 & 9 months - Children	347	541	64.1%	50.0%	49.8%	59.8%
% of FP17s for the same patient ID Re-attending between 3 & 9 months - Adults	458	1,110	41.3%	38.6%	39.5%	52.1%
% of FP17s for Band 1 Urgent Courses	71	1,064	6.7%	11.8%	11.2%	9.2%
% of FP17s Relating to Free Repair or Replacements	8	1,064	0.8%	0.5%	0.5%	0.7%
% of FP17s Relating to Continuations	1	1,064	0.1%	0.5%	0.7%	0.8%
% of Patients satisfied with the dentistry they have received	3	3	N/A	89.8%	90.6%	93.4%
% of Patients satisfied with the time they had to wait for an appointment	3	3	N/A	84.2%	83.8%	87.6%

* This is based on patients treated on this contract for their most recent course of treatment. Figures in italics indicate the base number of FP17s or Patient Questionnaire responses are less than 100. N/A is shown where the base number of responses is less than 10 during the period. % is calculated as Quantity/Base number*100

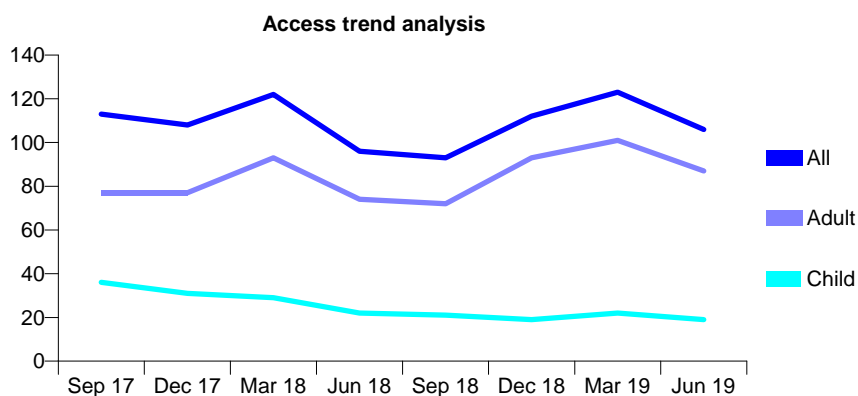
Q62 - Vital Signs At a Glance Contract Report for 134198/0001 - June 2019

Name or company name	Azadeh Vazir and Elham Vazir
Contract type name	GDS Contract
Purpose of contract	General
Contract start date	01/04/2010
Contract end date	

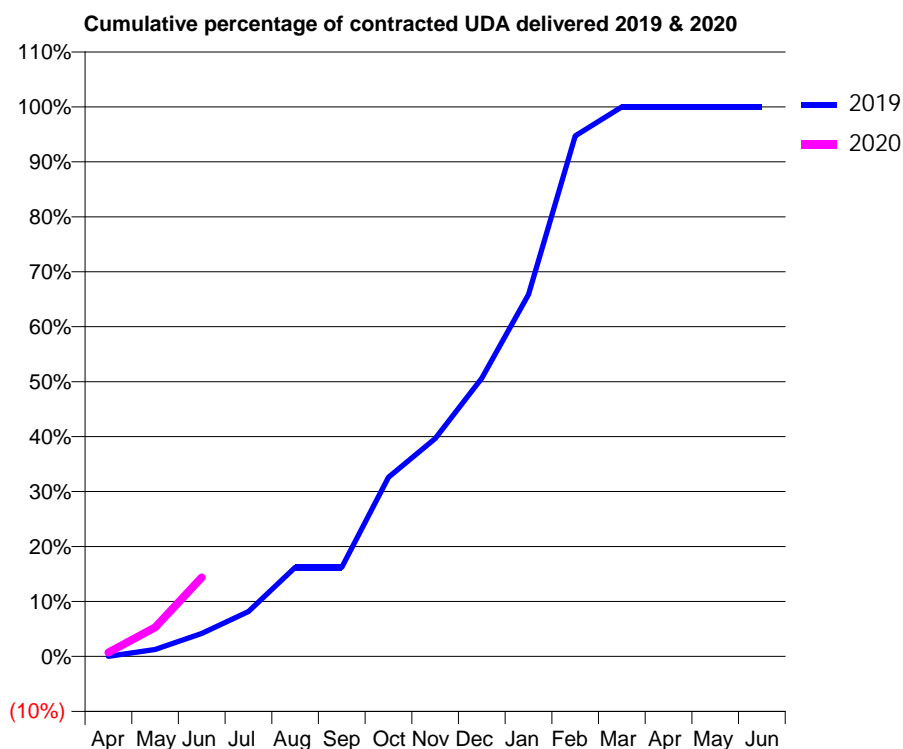
19/20 Contracted general activity (UDA)	551
Carry forward general activity (UDA)	0
19/20 Contracted orthodontic activity (UOA)	0
Carry forward orthodontic activity (UOA)	0
Baseline contract value	£20,371.92

ACCESS*

Patients seen in 24 months	Total	Change since previous quarter
Quarter ending June 2018	96	
Quarter ending September 2018	93	↓
Quarter ending December 2018	112	↑
Quarter ending March 2019	123	↑
Quarter ending June 2019	106	↓
Variance since June 2018	10.4%	↑



ACTIVITY



Month	Adjusted Scheduled Activity (UDA)	
	2019	2020
April	0	4
May	7	29
June	23	79
July	45	
August	89	
September	89	
October	180	
November	219	
December	279	
January	363	
February	522	
March	551	
April	551	
May	551	
June	551	

QUALITY

	Quantity	Base Number	Contract	AT	Region	England
% of FP17s for the same patient ID Re-attending within 3 months - Children	0	4	0.0%	10.0%	11.9%	11.4%
% of FP17s for the same patient ID Re-attending within 3 months - Adults	0	19	0.0%	16.3%	17.2%	15.4%
% of FP17s for the same patient ID Re-attending between 3 & 9 months - Children	0	4	0.0%	50.0%	49.8%	59.8%
% of FP17s for the same patient ID Re-attending between 3 & 9 months - Adults	4	19	21.1%	38.6%	39.5%	52.1%
% of FP17s for Band 1 Urgent Courses	1	23	4.3%	11.8%	11.2%	9.2%
% of FP17s Relating to Free Repair or Replacements	0	23	0.0%	0.5%	0.5%	0.7%
% of FP17s Relating to Continuations	0	23	0.0%	0.5%	0.7%	0.8%
% of Patients satisfied with the dentistry they have received	0	0	N/A	89.8%	90.6%	93.4%
% of Patients satisfied with the time they had to wait for an appointment	0	0	N/A	84.2%	83.8%	87.6%

* This is based on patients treated on this contract for their most recent course of treatment.

Figures in italics indicate the base number of FP17s or Patient Questionnaire responses are less than 100. N/A is shown where the base number of responses is less than 10 during the period. % is calculated as Quantity/Base number*100

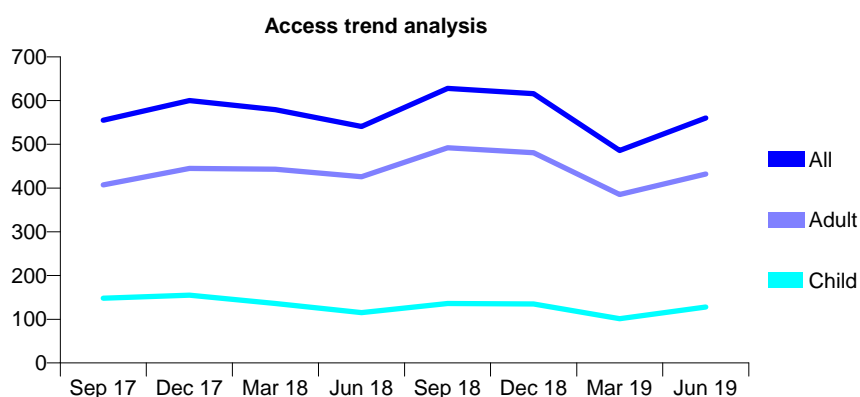
Q62 - Vital Signs At a Glance Contract Report for 134198/0002 - June 2019

Name or company name	Azadeh Vazir and Elham Vazir
Contract type name	GDS Contract
Purpose of contract	General
Contract start date	01/04/2010
Contract end date	

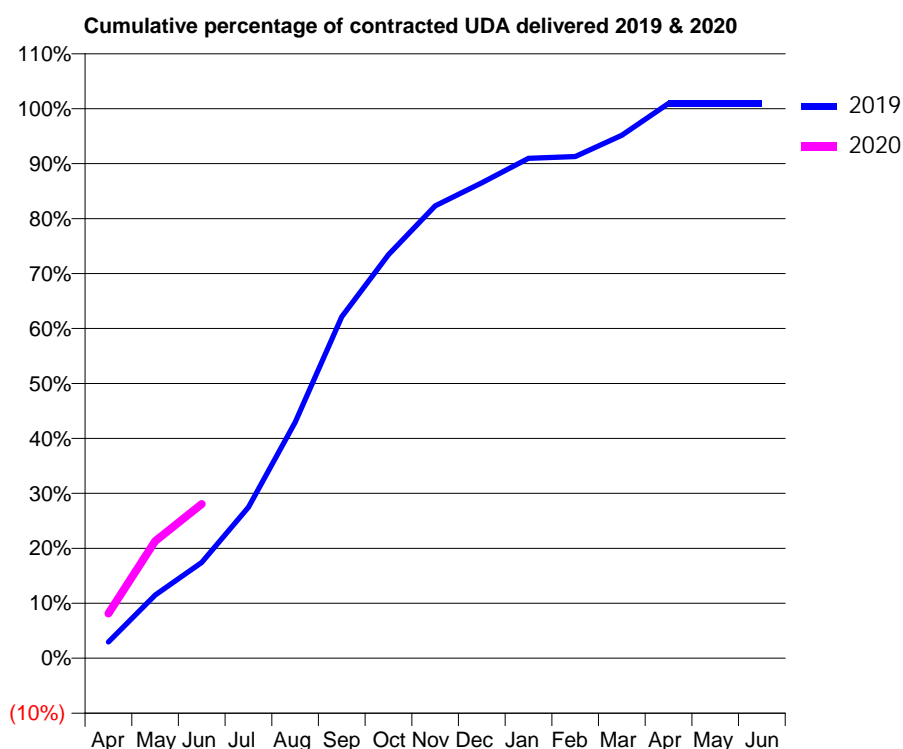
19/20 Contracted general activity (UDA)	2,327
Carry forward general activity (UDA)	0
19/20 Contracted orthodontic activity (UOA)	0
Carry forward orthodontic activity (UOA)	0
Baseline contract value	£78,876.23

ACCESS*

Patients seen in 24 months	Total	Change since previous quarter
Quarter ending June 2018	541	
Quarter ending September 2018	628	↑
Quarter ending December 2018	616	↓
Quarter ending March 2019	486	↓
Quarter ending June 2019	560	↑
Variance since June 2018	3.5%	↑



ACTIVITY



Month	Adjusted Scheduled Activity (UDA)	
	2019	2020
April	69	189
May	267	496
June	406	653
July	639	
August	999	
September	1,446	
October	1,709	
November	1,915	
December	2,013	
January	2,117	
February	2,124	
March	2,215	
April	2,349	
May	2,349	
June	2,349	

QUALITY

	Quantity	Base Number	Contract	AT	Region	England
% of FP17s for the same patient ID Re-attending within 3 months - Children	2	53	3.8%	10.0%	11.9%	11.4%
% of FP17s for the same patient ID Re-attending within 3 months - Adults	9	151	6.0%	16.3%	17.2%	15.4%
% of FP17s for the same patient ID Re-attending between 3 & 9 months - Children	9	53	17.0%	50.0%	49.8%	59.8%
% of FP17s for the same patient ID Re-attending between 3 & 9 months - Adults	14	151	9.3%	38.6%	39.5%	52.1%
% of FP17s for Band 1 Urgent Courses	16	175	9.1%	11.8%	11.2%	9.2%
% of FP17s Relating to Free Repair or Replacements	0	175	0.0%	0.5%	0.5%	0.7%
% of FP17s Relating to Continuations	1	175	0.6%	0.5%	0.7%	0.8%
% of Patients satisfied with the dentistry they have received	0	0	N/A	89.8%	90.6%	93.4%
% of Patients satisfied with the time they had to wait for an appointment	0	0	N/A	84.2%	83.8%	87.6%

* This is based on patients treated on this contract for their most recent course of treatment.

Figures in italics indicate the base number of FP17s or Patient Questionnaire responses are less than 100. N/A is shown where the base number of responses is less than 10 during the period. % is calculated as Quantity/Base number*100

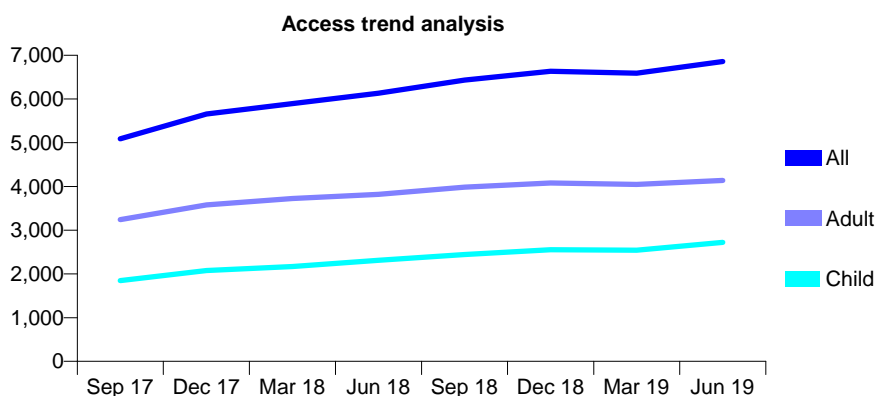
Q62 - Vital Signs At a Glance Contract Report for 134732/0001 - June 2019

Name or company name	SK Dental Staines Road Dental Practice Pa
Contract type name	GDS Contract
Purpose of contract	General
Contract start date	01/01/2016
Contract end date	

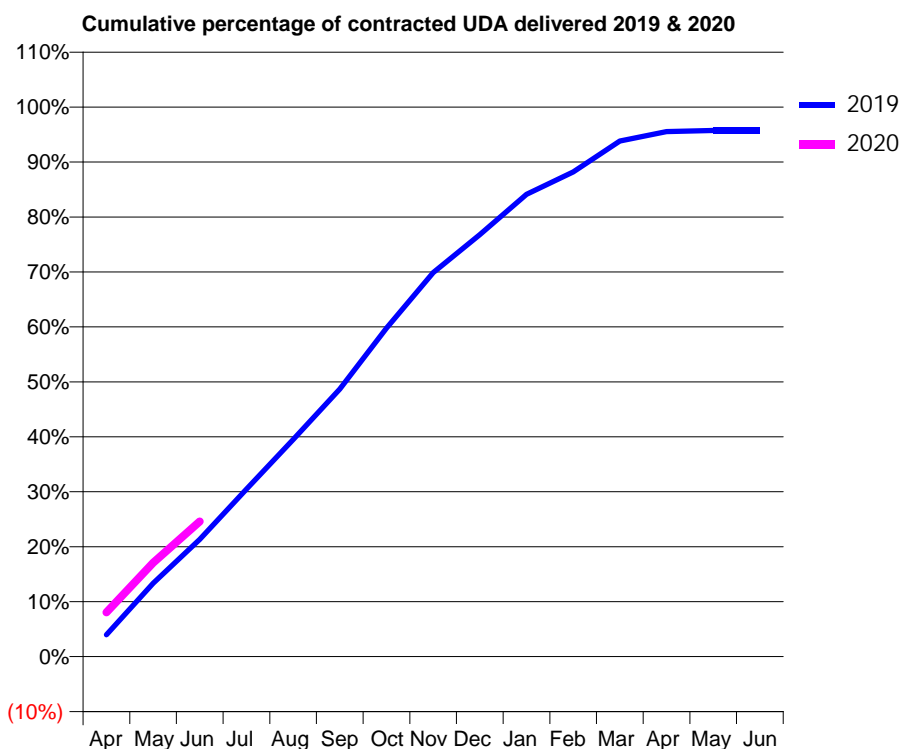
19/20 Contracted general activity (UDA)	16,423
Carry forward general activity (UDA)	0
19/20 Contracted orthodontic activity (UOA)	0
Carry forward orthodontic activity (UOA)	0
Baseline contract value	£521,077.15

ACCESS*

Patients seen in 24 months	Total	Change since previous quarter
Quarter ending June 2018	6,132	
Quarter ending September 2018	6,430	↑
Quarter ending December 2018	6,632	↑
Quarter ending March 2019	6,589	→
Quarter ending June 2019	6,859	↑
Variance since June 2018	11.9%	↑



ACTIVITY



Month	Adjusted Scheduled Activity (UDA)	
	2019	2020
April	651	1,324
May	2,195	2,803
June	3,504	4,039
July	5,006	
August	6,486	
September	7,993	
October	9,818	
November	11,474	
December	12,612	
January	13,815	
February	14,483	
March	15,406	
April	15,688	
May	15,722	
June	15,722	

QUALITY

	Quantity	Base Number	Contract	AT	Region	England
% of FP17s for the same patient ID Re-attending within 3 months - Children	9	1,026	0.9%	10.0%	11.9%	11.4%
% of FP17s for the same patient ID Re-attending within 3 months - Adults	41	1,046	3.9%	16.3%	17.2%	15.4%
% of FP17s for the same patient ID Re-attending between 3 & 9 months - Children	565	1,026	55.1%	50.0%	49.8%	59.8%
% of FP17s for the same patient ID Re-attending between 3 & 9 months - Adults	502	1,046	48.0%	38.6%	39.5%	52.1%
% of FP17s for Band 1 Urgent Courses	48	1,943	2.5%	11.8%	11.2%	9.2%
% of FP17s Relating to Free Repair or Replacements	2	1,943	0.1%	0.5%	0.5%	0.7%
% of FP17s Relating to Continuations	2	1,943	0.1%	0.5%	0.7%	0.8%
% of Patients satisfied with the dentistry they have received	0	0	N/A	89.8%	90.6%	93.4%
% of Patients satisfied with the time they had to wait for an appointment	0	0	N/A	84.2%	83.8%	87.6%

* This is based on patients treated on this contract for their most recent course of treatment. Figures in italics indicate the base number of FP17s or Patient Questionnaire responses are less than 100. N/A is shown where the base number of responses is less than 10 during the period. % is calculated as Quantity/Base number*100

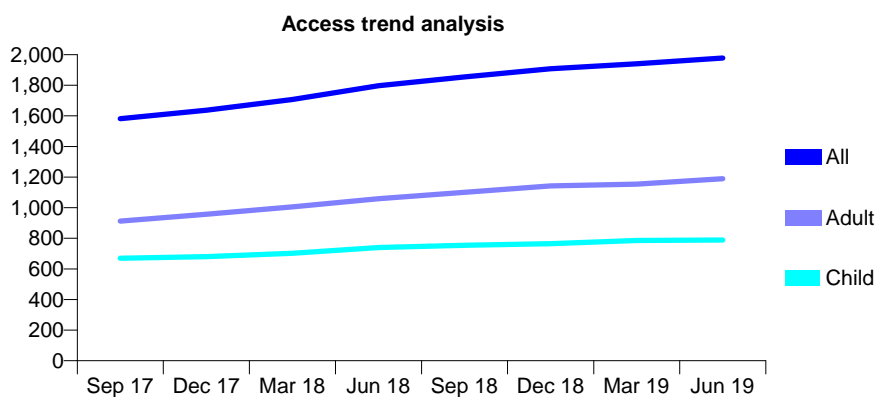
Q62 - Vital Signs At a Glance Contract Report for 135348/0001 - June 2019

Name or company name	Mr K. K. Kothary & Mr. P. Amin
Contract type name	GDS Contract
Purpose of contract	General
Contract start date	01/11/2013
Contract end date	

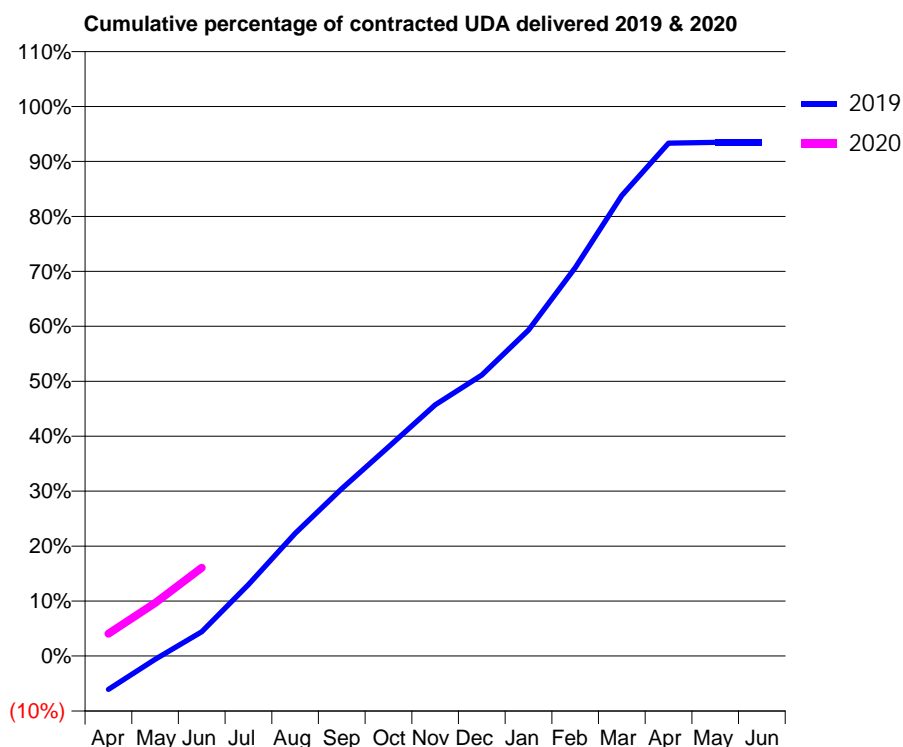
19/20 Contracted general activity (UDA)	8,498
Carry forward general activity (UDA)	0
19/20 Contracted orthodontic activity (UOA)	0
Carry forward orthodontic activity (UOA)	0
Baseline contract value	£228,907.17

ACCESS*

Patients seen in 24 months	Total	Change since previous quarter
Quarter ending June 2018	1,797	
Quarter ending September 2018	1,855	↑
Quarter ending December 2018	1,908	↑
Quarter ending March 2019	1,940	→
Quarter ending June 2019	1,978	→
Variance since June 2018	10.1%	↑



ACTIVITY



Month	Adjusted Scheduled Activity (UDA)	
	2019	2020
April	-518	346
May	-52	820
June	373	1,364
July	1,104	
August	1,897	
September	2,587	
October	3,233	
November	3,884	
December	4,344	
January	5,041	
February	6,004	
March	7,122	
April	7,930	
May	7,942	
June	7,942	

QUALITY

	Quantity	Base Number	Contract	AT	Region	England
% of FP17s for the same patient ID Re-attending within 3 months - Children	42	310	13.5%	10.0%	11.9%	11.4%
% of FP17s for the same patient ID Re-attending within 3 months - Adults	111	390	28.5%	16.3%	17.2%	15.4%
% of FP17s for the same patient ID Re-attending between 3 & 9 months - Children	165	310	53.2%	50.0%	49.8%	59.8%
% of FP17s for the same patient ID Re-attending between 3 & 9 months - Adults	171	390	43.8%	38.6%	39.5%	52.1%
% of FP17s for Band 1 Urgent Courses	63	390	16.2%	11.8%	11.2%	9.2%
% of FP17s Relating to Free Repair or Replacements	2	390	0.5%	0.5%	0.5%	0.7%
% of FP17s Relating to Continuations	0	390	0.0%	0.5%	0.7%	0.8%
% of Patients satisfied with the dentistry they have received	1	1	N/A	89.8%	90.6%	93.4%
% of Patients satisfied with the time they had to wait for an appointment	1	1	N/A	84.2%	83.8%	87.6%

* This is based on patients treated on this contract for their most recent course of treatment. Figures in italics indicate the base number of FP17s or Patient Questionnaire responses are less than 100. N/A is shown where the base number of responses is less than 10 during the period. % is calculated as Quantity/Base number*100

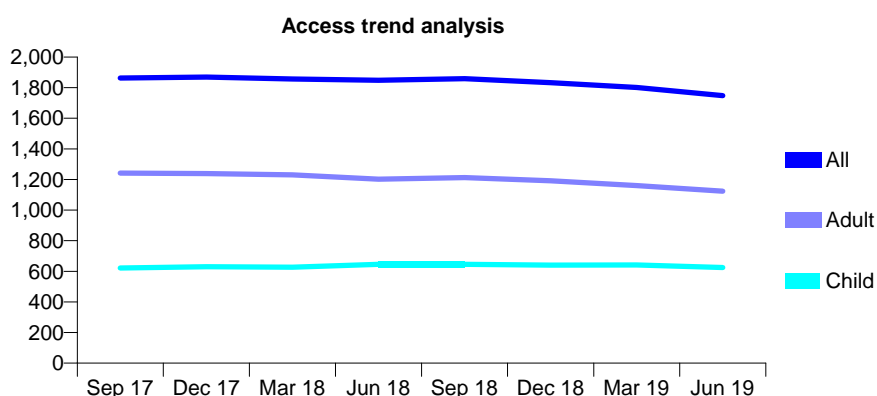
Q62 - Vital Signs At a Glance Contract Report for 136565/0001 - June 2019

Name or company name	Preeman Limited Smile For Life Dental Clin
Contract type name	GDS Contract
Purpose of contract	General
Contract start date	01/04/2011
Contract end date	

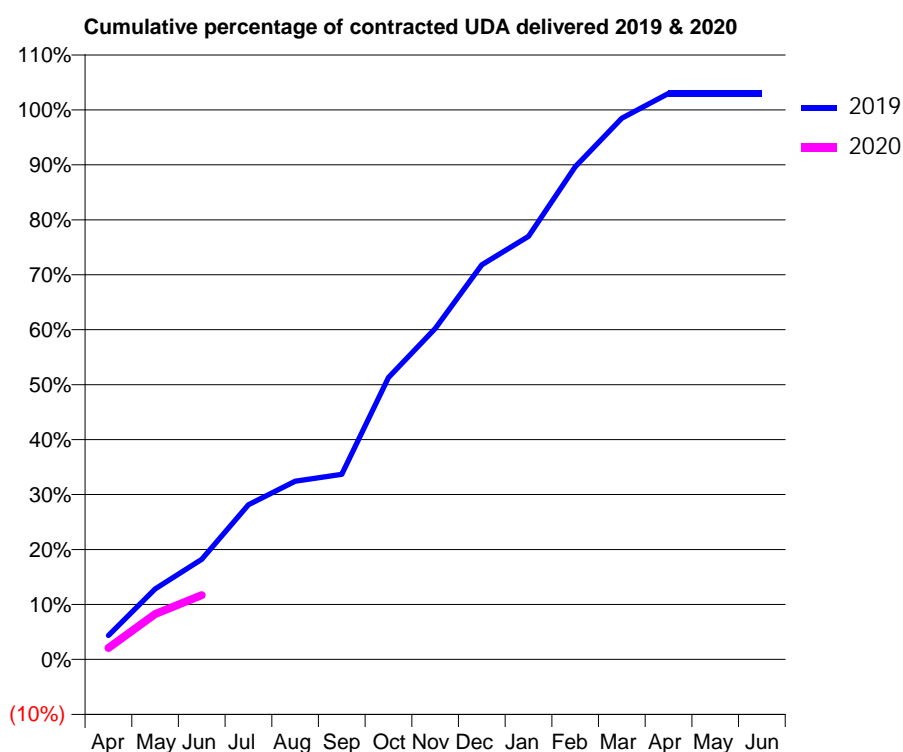
19/20 Contracted general activity (UDA)	8,350
Carry forward general activity (UDA)	0
19/20 Contracted orthodontic activity (UOA)	0
Carry forward orthodontic activity (UOA)	0
Baseline contract value	£207,949.15

ACCESS*

Patients seen in 24 months	Total	Change since previous quarter
Quarter ending June 2018	1,848	
Quarter ending September 2018	1,859	→
Quarter ending December 2018	1,833	↓
Quarter ending March 2019	1,802	↓
Quarter ending June 2019	1,748	↓
Variance since June 2018	(5.4%)	↓



ACTIVITY



Adjusted Scheduled Activity (UDA)		
Month	2019	2020
April	363	176
May	1,071	691
June	1,520	978
July	2,351	
August	2,707	
September	2,814	
October	4,284	
November	5,029	
December	5,995	
January	6,429	
February	7,486	
March	8,224	
April	8,598	
May	8,599	
June	8,599	

QUALITY

	Quantity	Base Number	Contract	AT	Region	England
% of FP17s for the same patient ID Re-attending within 3 months - Children	14	186	7.5%	10.0%	11.9%	11.4%
% of FP17s for the same patient ID Re-attending within 3 months - Adults	27	227	11.9%	16.3%	17.2%	15.4%
% of FP17s for the same patient ID Re-attending between 3 & 9 months - Children	104	186	55.9%	50.0%	49.8%	59.8%
% of FP17s for the same patient ID Re-attending between 3 & 9 months - Adults	96	227	42.3%	38.6%	39.5%	52.1%
% of FP17s for Band 1 Urgent Courses	6	298	2.0%	11.8%	11.2%	9.2%
% of FP17s Relating to Free Repair or Replacements	0	298	0.0%	0.5%	0.5%	0.7%
% of FP17s Relating to Continuations	6	298	2.0%	0.5%	0.7%	0.8%
% of Patients satisfied with the dentistry they have received	3	3	N/A	89.8%	90.6%	93.4%
% of Patients satisfied with the time they had to wait for an appointment	3	3	N/A	84.2%	83.8%	87.6%

* This is based on patients treated on this contract for their most recent course of treatment. Figures in italics indicate the base number of FP17s or Patient Questionnaire responses are less than 100. N/A is shown where the base number of responses is less than 10 during the period. % is calculated as Quantity/Base number*100

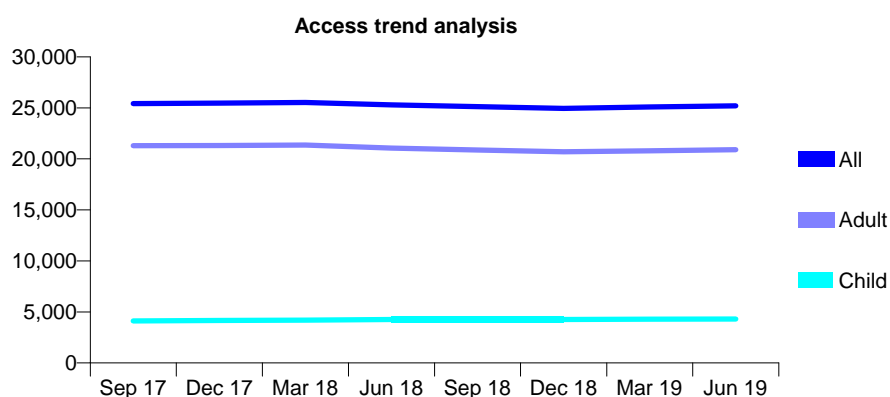
Q62 - Vital Signs At a Glance Contract Report for 138266/0001 - June 2019

Name or company name	Tooth and Mouth Limited
Contract type name	GDS Contract
Purpose of contract	General
Contract start date	01/04/2008
Contract end date	

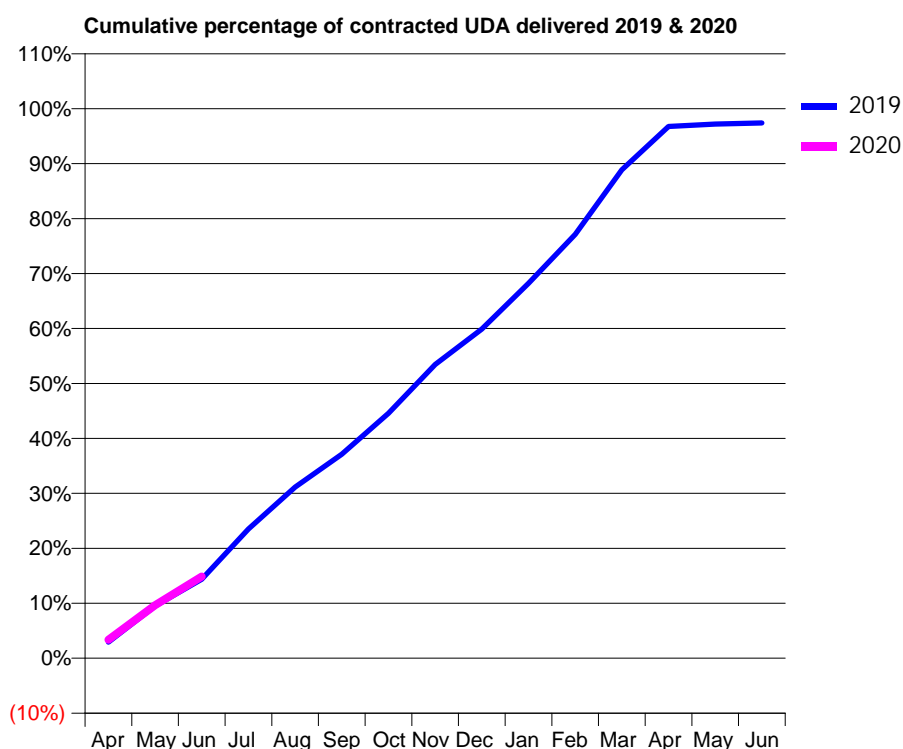
19/20 Contracted general activity (UDA)	70,150
Carry forward general activity (UDA)	0
19/20 Contracted orthodontic activity (UOA)	0
Carry forward orthodontic activity (UOA)	0
Baseline contract value	£2,309,895.10

ACCESS*

Patients seen in 24 months	Total	Change since previous quarter
Quarter ending June 2018	25,305	
Quarter ending September 2018	25,119	→
Quarter ending December 2018	24,951	→
Quarter ending March 2019	25,085	→
Quarter ending June 2019	25,198	→
Variance since June 2018	(0.4%)	→



ACTIVITY



Adjusted Scheduled Activity (UDA)		
Month	2019	2020
April	2,047	2,366
May	6,659	6,789
June	10,084	10,420
July	16,509	
August	21,850	
September	26,037	
October	31,270	
November	37,500	
December	42,029	
January	47,856	
February	54,107	
March	62,349	
April	67,882	
May	68,188	
June	68,329	

QUALITY

	Quantity	Base Number	Contract	AT	Region	England
% of FP17s for the same patient ID Re-attending within 3 months - Children	94	1,248	7.5%	10.0%	11.9%	11.4%
% of FP17s for the same patient ID Re-attending within 3 months - Adults	847	5,436	15.6%	16.3%	17.2%	15.4%
% of FP17s for the same patient ID Re-attending between 3 & 9 months - Children	697	1,248	55.8%	50.0%	49.8%	59.8%
% of FP17s for the same patient ID Re-attending between 3 & 9 months - Adults	1,743	5,436	32.1%	38.6%	39.5%	52.1%
% of FP17s for Band 1 Urgent Courses	918	4,984	18.4%	11.8%	11.2%	9.2%
% of FP17s Relating to Free Repair or Replacements	46	4,984	0.9%	0.5%	0.5%	0.7%
% of FP17s Relating to Continuations	13	4,984	0.3%	0.5%	0.7%	0.8%
% of Patients satisfied with the dentistry they have received	3	3	N/A	89.8%	90.6%	93.4%
% of Patients satisfied with the time they had to wait for an appointment	3	3	N/A	84.2%	83.8%	87.6%

* This is based on patients treated on this contract for their most recent course of treatment.

Figures in italics indicate the base number of FP17s or Patient Questionnaire responses are less than 100. N/A is shown where the base number of responses is less than 10 during the period. % is calculated as Quantity/Base number*100

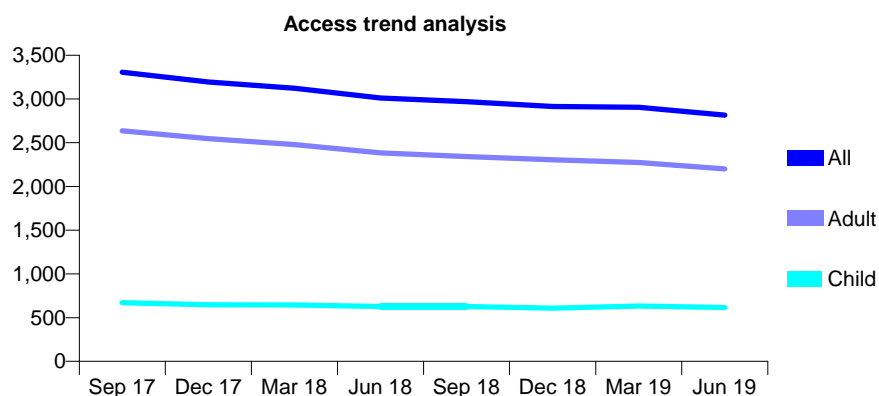
Q62 - Vital Signs At a Glance Contract Report for 141771/0001 - June 2019

Name or company name	Armytage Dental Practice
Contract type name	GDS Contract
Purpose of contract	General
Contract start date	01/07/2015
Contract end date	

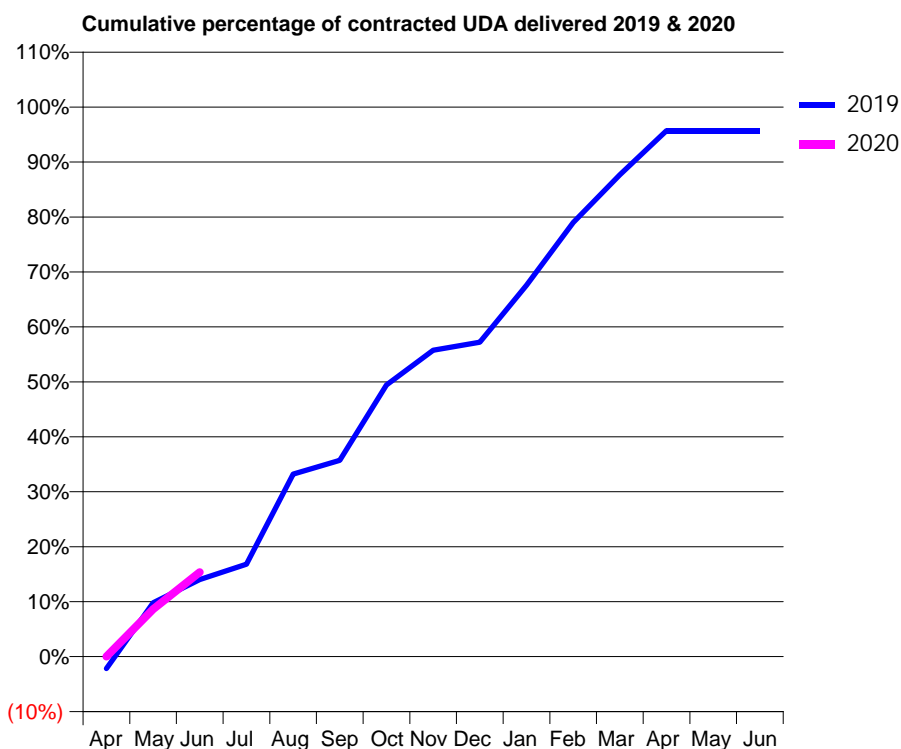
19/20 Contracted general activity (UDA)	11,529
Carry forward general activity (UDA)	0
19/20 Contracted orthodontic activity (UOA)	0
Carry forward orthodontic activity (UOA)	0
Baseline contract value	£355,308.65

ACCESS*

Patients seen in 24 months	Total	Change since previous quarter
Quarter ending June 2018	3,011	
Quarter ending September 2018	2,970	↓
Quarter ending December 2018	2,913	↓
Quarter ending March 2019	2,906	→
Quarter ending June 2019	2,816	↓
Variance since June 2018	(6.5%)	↓



ACTIVITY



Month	Adjusted Scheduled Activity (UDA)	
	2019	2020
April	-252	0
May	1,131	996
June	1,616	1,773
July	1,940	
August	3,828	
September	4,118	
October	5,699	
November	6,427	
December	6,597	
January	7,791	
February	9,108	
March	10,108	
April	11,034	
May	11,034	
June	11,034	

QUALITY

	Quantity	Base Number	Contract	AT	Region	England
% of FP17s for the same patient ID Re-attending within 3 months - Children	13	188	6.9%	10.0%	11.9%	11.4%
% of FP17s for the same patient ID Re-attending within 3 months - Adults	51	527	9.7%	16.3%	17.2%	15.4%
% of FP17s for the same patient ID Re-attending between 3 & 9 months - Children	86	188	45.7%	50.0%	49.8%	59.8%
% of FP17s for the same patient ID Re-attending between 3 & 9 months - Adults	200	527	38.0%	38.6%	39.5%	52.1%
% of FP17s for Band 1 Urgent Courses	54	509	10.6%	11.8%	11.2%	9.2%
% of FP17s Relating to Free Repair or Replacements	9	509	1.8%	0.5%	0.5%	0.7%
% of FP17s Relating to Continuations	3	509	0.6%	0.5%	0.7%	0.8%
% of Patients satisfied with the dentistry they have received	1	1	N/A	89.8%	90.6%	93.4%
% of Patients satisfied with the time they had to wait for an appointment	1	1	N/A	84.2%	83.8%	87.6%

* This is based on patients treated on this contract for their most recent course of treatment. Figures in italics indicate the base number of FP17s or Patient Questionnaire responses are less than 100. N/A is shown where the base number of responses is less than 10 during the period. % is calculated as Quantity/Base number*100

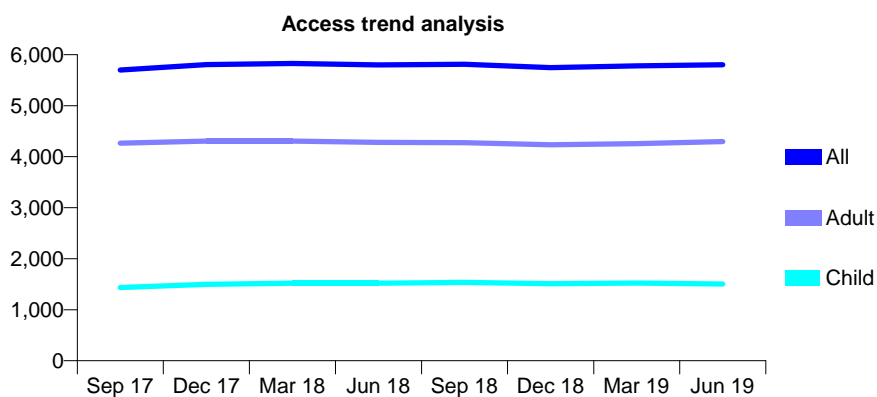
Q62 - Vital Signs At a Glance Contract Report for 142042/0001 - June 2019

Name or company name	Dr M Patel and Dr S Patel
Contract type name	GDS Contract
Purpose of contract	General
Contract start date	31/10/2014
Contract end date	

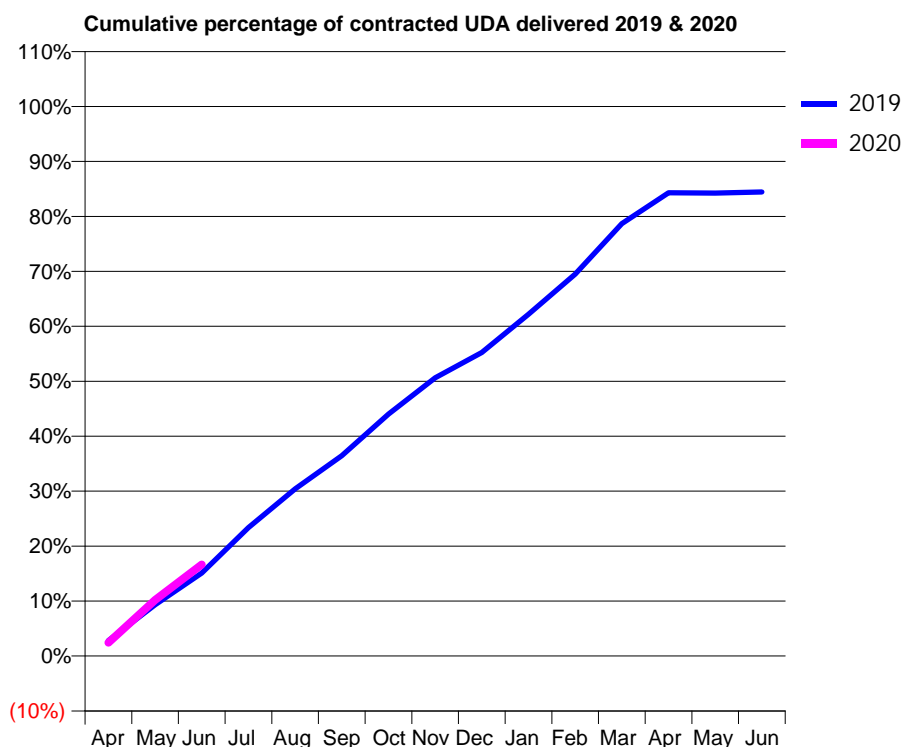
19/20 Contracted general activity (UDA)	16,272
Carry forward general activity (UDA)	0
19/20 Contracted orthodontic activity (UOA)	0
Carry forward orthodontic activity (UOA)	0
Baseline contract value	£476,929.35

ACCESS*

Patients seen in 24 months	Total	Change since previous quarter
Quarter ending June 2018	5,801	
Quarter ending September 2018	5,812	→
Quarter ending December 2018	5,744	↓
Quarter ending March 2019	5,778	→
Quarter ending June 2019	5,802	→
Variance since June 2018	0.0%	→



ACTIVITY



Month	Adjusted Scheduled Activity (UDA)	
	2019	2020
April	456	396
May	1,517	1,661
June	2,459	2,705
July	3,803	
August	4,949	
September	5,928	
October	7,160	
November	8,238	
December	8,985	
January	10,118	
February	11,313	
March	12,800	
April	13,714	
May	13,707	
June	13,738	

QUALITY

	Quantity	Base Number	Contract	AT	Region	England
% of FP17s for the same patient ID Re-attending within 3 months - Children	26	453	5.7%	10.0%	11.9%	11.4%
% of FP17s for the same patient ID Re-attending within 3 months - Adults	127	1,222	10.4%	16.3%	17.2%	15.4%
% of FP17s for the same patient ID Re-attending between 3 & 9 months - Children	224	453	49.4%	50.0%	49.8%	59.8%
% of FP17s for the same patient ID Re-attending between 3 & 9 months - Adults	493	1,222	40.3%	38.6%	39.5%	52.1%
% of FP17s for Band 1 Urgent Courses	67	1,169	5.7%	11.8%	11.2%	9.2%
% of FP17s Relating to Free Repair or Replacements	2	1,169	0.2%	0.5%	0.5%	0.7%
% of FP17s Relating to Continuations	1	1,169	0.1%	0.5%	0.7%	0.8%
% of Patients satisfied with the dentistry they have received	1	1	N/A	89.8%	90.6%	93.4%
% of Patients satisfied with the time they had to wait for an appointment	1	1	N/A	84.2%	83.8%	87.6%

* This is based on patients treated on this contract for their most recent course of treatment. Figures in italics indicate the base number of FP17s or Patient Questionnaire responses are less than 100. N/A is shown where the base number of responses is less than 10 during the period. % is calculated as Quantity/Base number*100

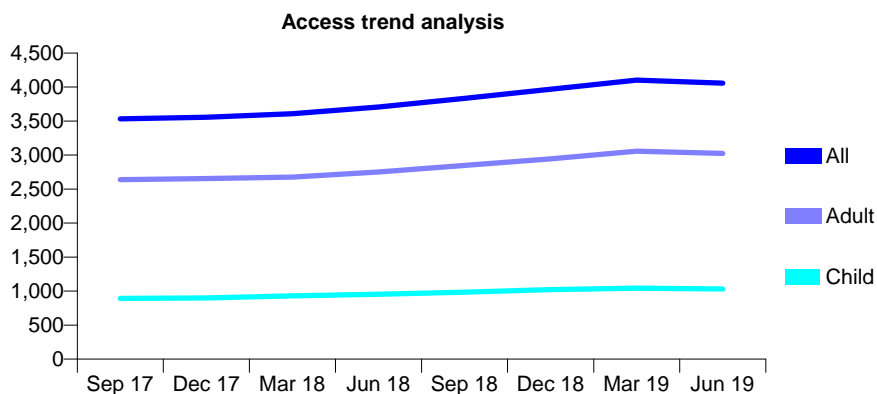
Q62 - Vital Signs At a Glance Contract Report for 142468/0001 - June 2019

Name or company name	Hill View Dental Practice Limited
Contract type name	GDS Contract
Purpose of contract	General
Contract start date	09/06/2010
Contract end date	

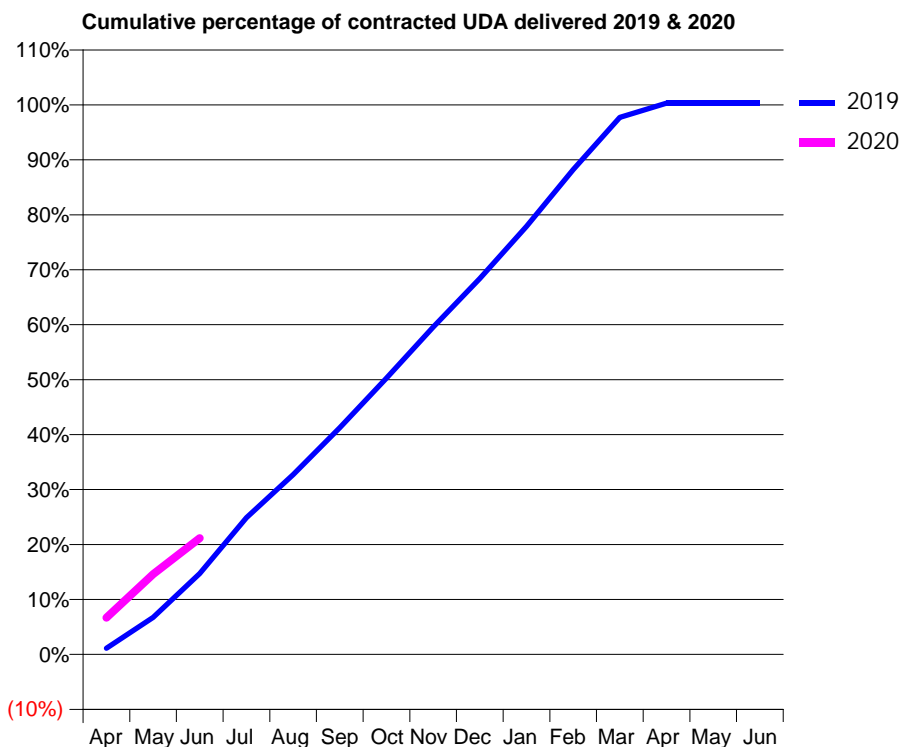
19/20 Contracted general activity (UDA)	12,029
Carry forward general activity (UDA)	0
19/20 Contracted orthodontic activity (UOA)	0
Carry forward orthodontic activity (UOA)	0
Baseline contract value	£320,779.84

ACCESS*

Patients seen in 24 months	Total	Change since previous quarter
Quarter ending June 2018	3,706	
Quarter ending September 2018	3,834	↑
Quarter ending December 2018	3,968	↑
Quarter ending March 2019	4,102	↑
Quarter ending June 2019	4,057	↓
Variance since June 2018	9.5%	↑



ACTIVITY



Month	2019	2020
April	134	805
May	809	1,756
June	1,771	2,544
July	2,993	
August	3,937	
September	4,962	
October	6,048	
November	7,164	
December	8,229	
January	9,369	
February	10,611	
March	11,754	
April	12,067	
May	12,067	
June	12,067	

QUALITY

	Quantity	Base Number	Contract	AT	Region	England
% of FP17s for the same patient ID Re-attending within 3 months - Children	26	318	8.2%	10.0%	11.9%	11.4%
% of FP17s for the same patient ID Re-attending within 3 months - Adults	153	988	15.5%	16.3%	17.2%	15.4%
% of FP17s for the same patient ID Re-attending between 3 & 9 months - Children	190	318	59.7%	50.0%	49.8%	59.8%
% of FP17s for the same patient ID Re-attending between 3 & 9 months - Adults	603	988	61.0%	38.6%	39.5%	52.1%
% of FP17s for Band 1 Urgent Courses	95	1,155	8.2%	11.8%	11.2%	9.2%
% of FP17s Relating to Free Repair or Replacements	7	1,155	0.6%	0.5%	0.5%	0.7%
% of FP17s Relating to Continuations	7	1,155	0.6%	0.5%	0.7%	0.8%
% of Patients satisfied with the dentistry they have received	2	2	N/A	89.8%	90.6%	93.4%
% of Patients satisfied with the time they had to wait for an appointment	2	2	N/A	84.2%	83.8%	87.6%

* This is based on patients treated on this contract for their most recent course of treatment. Figures in italics indicate the base number of FP17s or Patient Questionnaire responses are less than 100. N/A is shown where the base number of responses is less than 10 during the period. % is calculated as Quantity/Base number*100

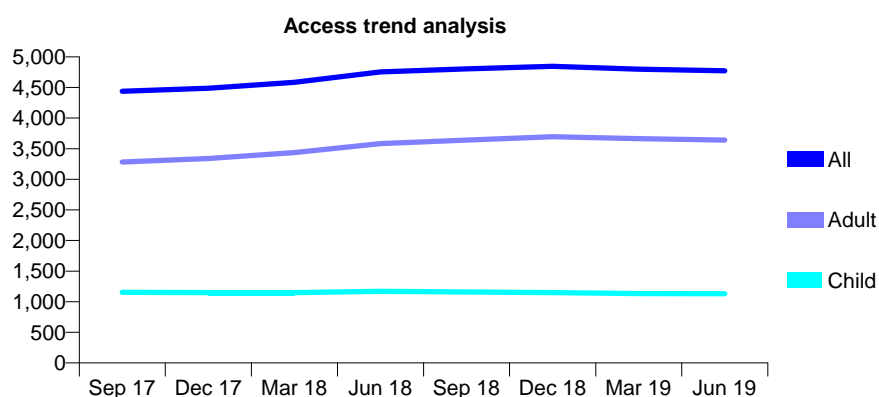
Q62 - Vital Signs At a Glance Contract Report for 142964/0001 - June 2019

Name or company name	The Bush Dental Clinic
Contract type name	GDS Contract
Purpose of contract	General
Contract start date	01/04/2011
Contract end date	

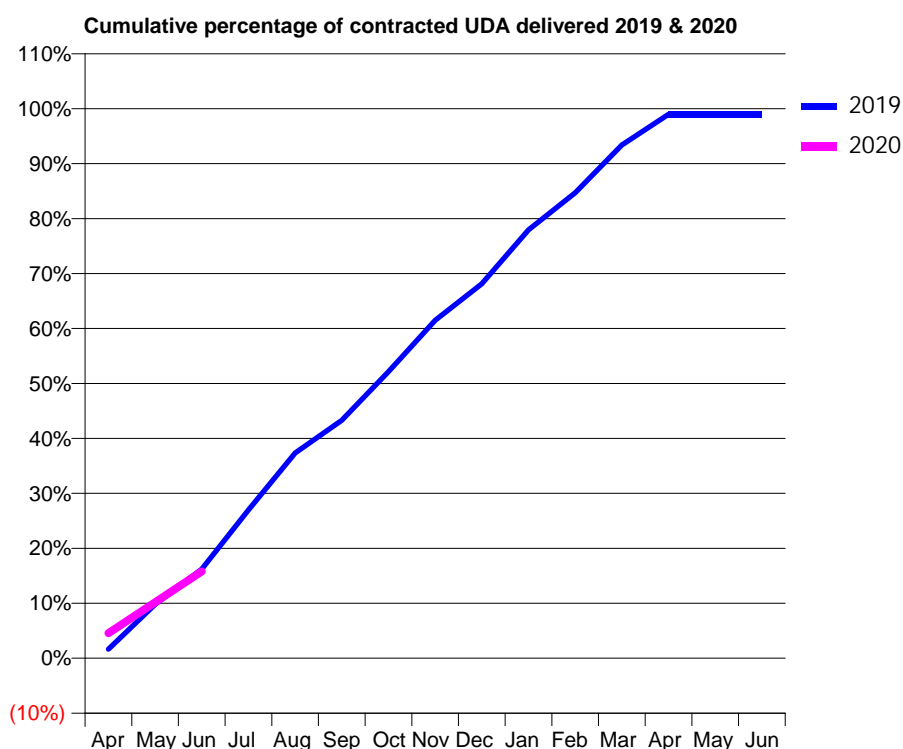
19/20 Contracted general activity (UDA)	12,840
Carry forward general activity (UDA)	0
19/20 Contracted orthodontic activity (UOA)	0
Carry forward orthodontic activity (UOA)	0
Baseline contract value	£463,741.43

ACCESS*

Patients seen in 24 months	Total	Change since previous quarter
Quarter ending June 2018	4,754	
Quarter ending September 2018	4,803	→
Quarter ending December 2018	4,847	→
Quarter ending March 2019	4,798	↓
Quarter ending June 2019	4,772	→
Variance since June 2018	0.4%	→



ACTIVITY



Month	2019	2020
April	210	585
May	1,257	1,308
June	2,080	2,031
July	3,463	
August	4,796	
September	5,560	
October	6,695	
November	7,895	
December	8,749	
January	10,009	
February	10,876	
March	11,987	
April	12,707	
May	12,709	
June	12,709	

QUALITY

	Quantity	Base Number	Contract	AT	Region	England
% of FP17s for the same patient ID Re-attending within 3 months - Children	17	384	4.4%	10.0%	11.9%	11.4%
% of FP17s for the same patient ID Re-attending within 3 months - Adults	129	1,031	12.5%	16.3%	17.2%	15.4%
% of FP17s for the same patient ID Re-attending between 3 & 9 months - Children	242	384	63.0%	50.0%	49.8%	59.8%
% of FP17s for the same patient ID Re-attending between 3 & 9 months - Adults	495	1,031	48.0%	38.6%	39.5%	52.1%
% of FP17s for Band 1 Urgent Courses	129	1,116	11.6%	11.8%	11.2%	9.2%
% of FP17s Relating to Free Repair or Replacements	2	1,116	0.2%	0.5%	0.5%	0.7%
% of FP17s Relating to Continuations	3	1,116	0.3%	0.5%	0.7%	0.8%
% of Patients satisfied with the dentistry they have received	0	0	N/A	89.8%	90.6%	93.4%
% of Patients satisfied with the time they had to wait for an appointment	0	0	N/A	84.2%	83.8%	87.6%

* This is based on patients treated on this contract for their most recent course of treatment.

Figures in italics indicate the base number of FP17s or Patient Questionnaire responses are less than 100. N/A is shown where the base number of responses is less than 10 during the period. % is calculated as Quantity/Base number*100

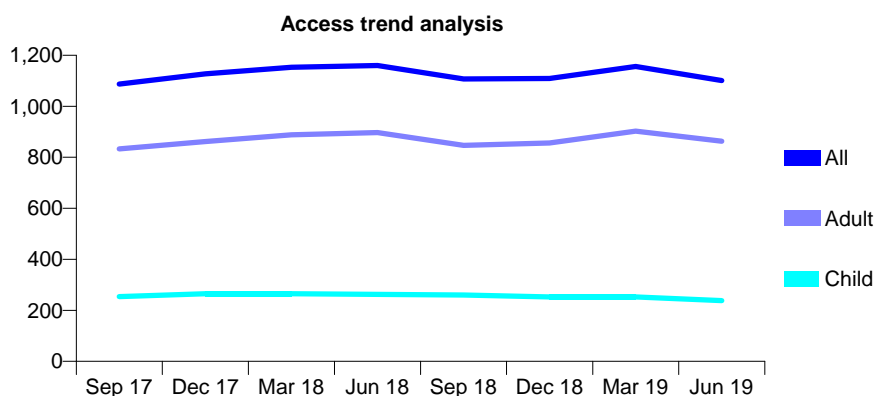
Q62 - Vital Signs At a Glance Contract Report for 143774/0001 - June 2019

Name or company name	Dr J Jeyaseelan & Dr A Thanki
Contract type name	GDS Contract
Purpose of contract	General
Contract start date	01/12/2014
Contract end date	

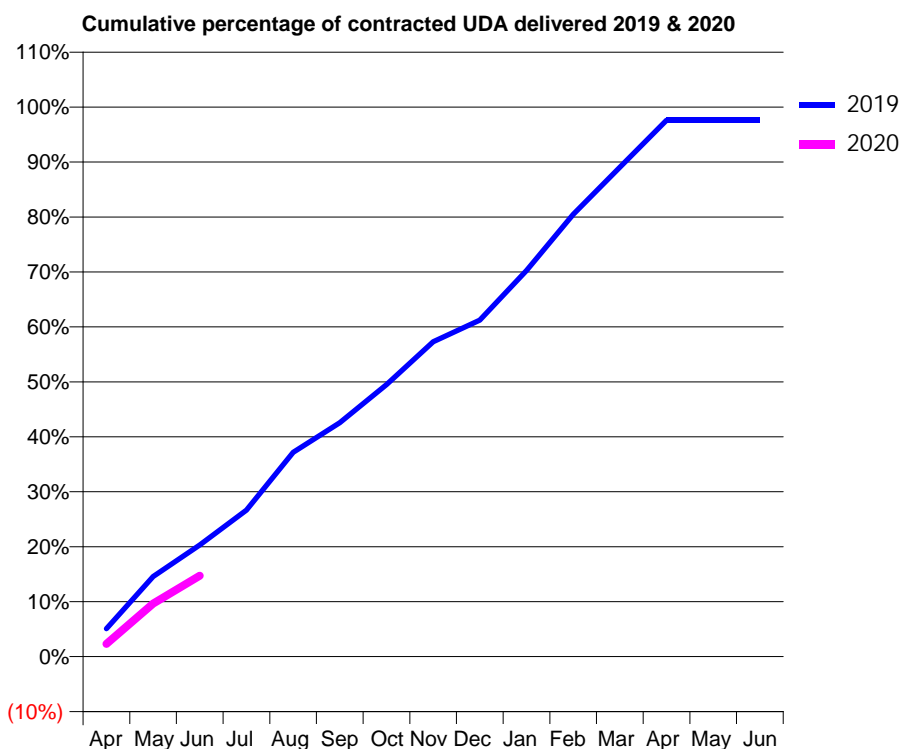
19/20 Contracted general activity (UDA)	3,957
Carry forward general activity (UDA)	0
19/20 Contracted orthodontic activity (UOA)	0
Carry forward orthodontic activity (UOA)	0
Baseline contract value	£125,989.33

ACCESS*

Patients seen in 24 months	Total	Change since previous quarter
Quarter ending June 2018	1,160	
Quarter ending September 2018	1,107	↓
Quarter ending December 2018	1,109	→
Quarter ending March 2019	1,156	↑
Quarter ending June 2019	1,101	↓
Variance since June 2018	(5.1%)	↓



ACTIVITY



Month	Adjusted Scheduled Activity (UDA)	
	2019	2020
April	201	92
May	577	381
June	804	583
July	1,054	
August	1,471	
September	1,684	
October	1,958	
November	2,268	
December	2,423	
January	2,780	
February	3,184	
March	3,524	
April	3,862	
May	3,863	
June	3,863	

QUALITY

	Quantity	Base Number	Contract	AT	Region	England
% of FP17s for the same patient ID Re-attending within 3 months - Children	0	66	0.0%	10.0%	11.9%	11.4%
% of FP17s for the same patient ID Re-attending within 3 months - Adults	10	185	5.4%	16.3%	17.2%	15.4%
% of FP17s for the same patient ID Re-attending between 3 & 9 months - Children	36	66	54.5%	50.0%	49.8%	59.8%
% of FP17s for the same patient ID Re-attending between 3 & 9 months - Adults	93	185	50.3%	38.6%	39.5%	52.1%
% of FP17s for Band 1 Urgent Courses	3	189	1.6%	11.8%	11.2%	9.2%
% of FP17s Relating to Free Repair or Replacements	0	189	0.0%	0.5%	0.5%	0.7%
% of FP17s Relating to Continuations	0	189	0.0%	0.5%	0.7%	0.8%
% of Patients satisfied with the dentistry they have received	0	0	N/A	89.8%	90.6%	93.4%
% of Patients satisfied with the time they had to wait for an appointment	0	0	N/A	84.2%	83.8%	87.6%

* This is based on patients treated on this contract for their most recent course of treatment. Figures in italics indicate the base number of FP17s or Patient Questionnaire responses are less than 100. N/A is shown where the base number of responses is less than 10 during the period. % is calculated as Quantity/Base number*100

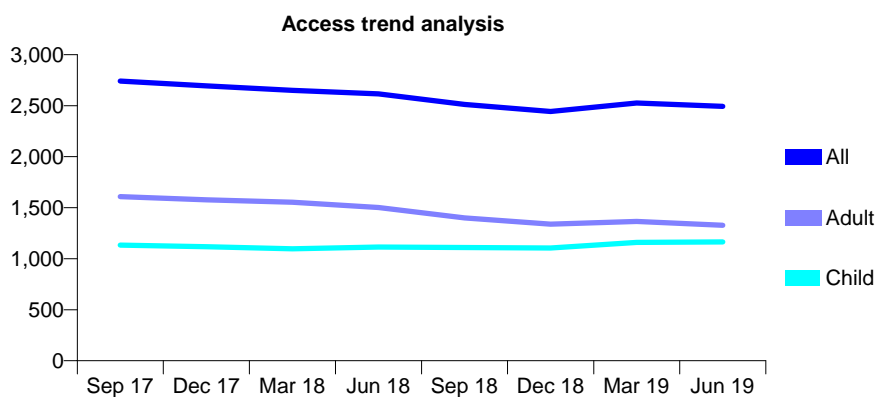
Q62 - Vital Signs At a Glance Contract Report for 144843/0001 - June 2019

Name or company name	Dr Jeff Sherer and Dr Larry Levin
Contract type name	GDS Contract
Purpose of contract	General
Contract start date	01/12/2014
Contract end date	

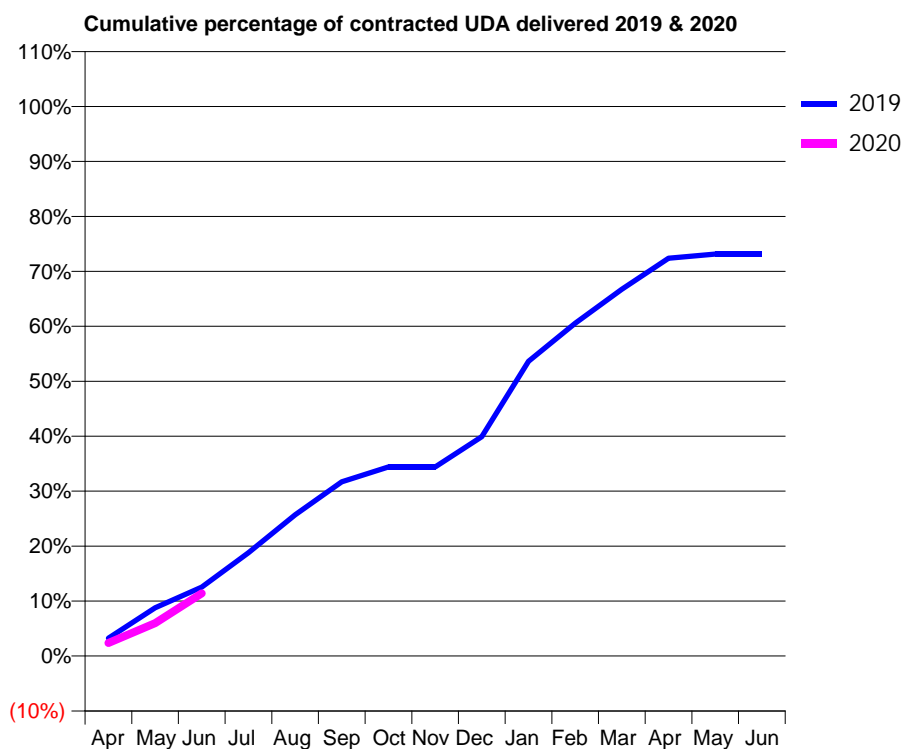
19/20 Contracted general activity (UDA)	7,313
Carry forward general activity (UDA)	0
19/20 Contracted orthodontic activity (UOA)	0
Carry forward orthodontic activity (UOA)	0
Baseline contract value	£183,047.77

ACCESS*

Patients seen in 24 months	Total	Change since previous quarter
Quarter ending June 2018	2,616	
Quarter ending September 2018	2,512	↓
Quarter ending December 2018	2,444	↓
Quarter ending March 2019	2,526	↑
Quarter ending June 2019	2,493	↓
Variance since June 2018	(4.7%)	↓



ACTIVITY



Month	Adjusted Scheduled Activity (UDA)	
	2019	2020
April	237	174
May	641	437
June	917	835
July	1,374	
August	1,881	
September	2,318	
October	2,518	
November	2,518	
December	2,918	
January	3,920	
February	4,428	
March	4,882	
April	5,292	
May	5,349	
June	5,347	

QUALITY

	Quantity	Base Number	Contract	AT	Region	England
% of FP17s for the same patient ID Re-attending within 3 months - Children	29	404	7.2%	10.0%	11.9%	11.4%
% of FP17s for the same patient ID Re-attending within 3 months - Adults	85	403	21.1%	16.3%	17.2%	15.4%
% of FP17s for the same patient ID Re-attending between 3 & 9 months - Children	200	404	49.5%	50.0%	49.8%	59.8%
% of FP17s for the same patient ID Re-attending between 3 & 9 months - Adults	151	403	37.5%	38.6%	39.5%	52.1%
% of FP17s for Band 1 Urgent Courses	74	579	12.8%	11.8%	11.2%	9.2%
% of FP17s Relating to Free Repair or Replacements	3	579	0.5%	0.5%	0.5%	0.7%
% of FP17s Relating to Continuations	4	579	0.7%	0.5%	0.7%	0.8%
% of Patients satisfied with the dentistry they have received	2	2	N/A	89.8%	90.6%	93.4%
% of Patients satisfied with the time they had to wait for an appointment	1	2	N/A	84.2%	83.8%	87.6%

* This is based on patients treated on this contract for their most recent course of treatment. Figures in italics indicate the base number of FP17s or Patient Questionnaire responses are less than 100. N/A is shown where the base number of responses is less than 10 during the period. % is calculated as Quantity/Base number*100

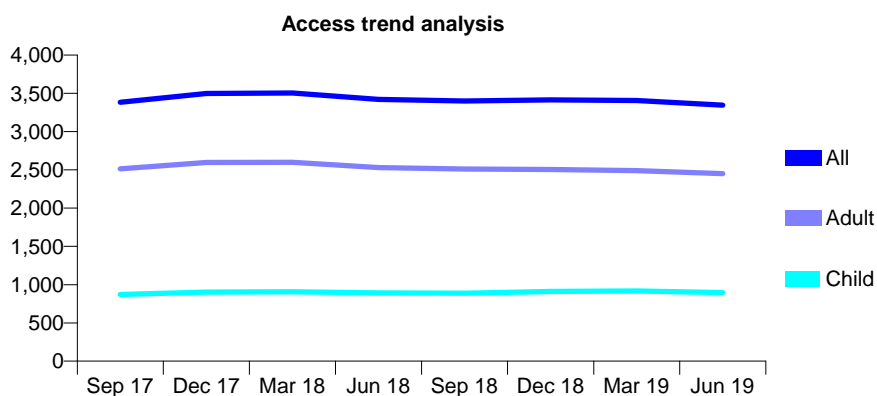
Q62 - Vital Signs At a Glance Contract Report for 145173/0001 - June 2019

Name or company name	Dr. B.C. Khuroya & Dr. R. Majithia
Contract type name	GDS Contract
Purpose of contract	General
Contract start date	01/04/2013
Contract end date	

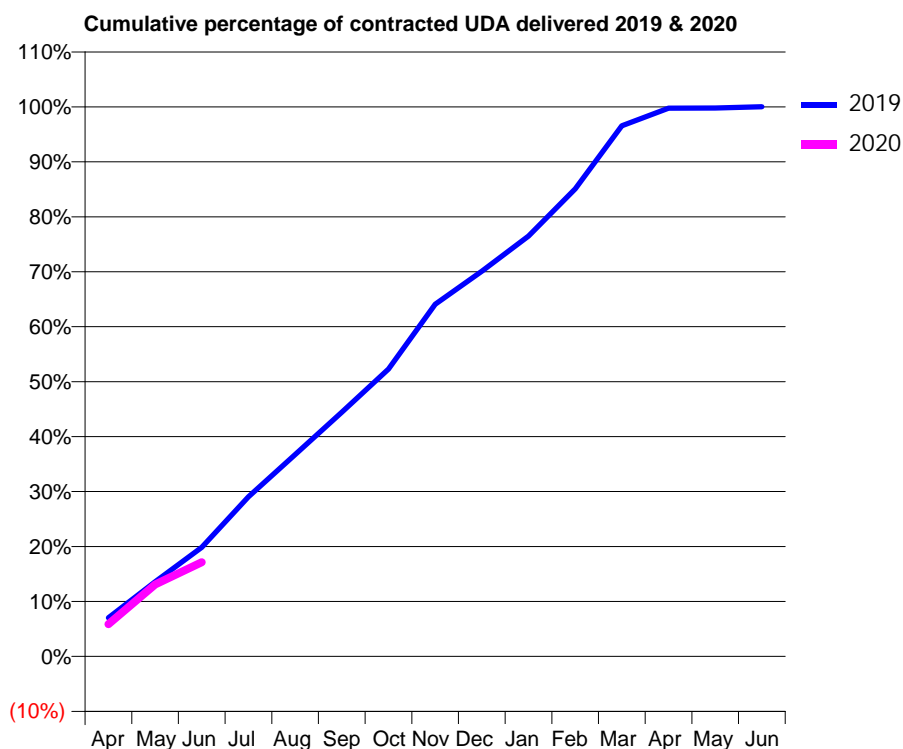
19/20 Contracted general activity (UDA)	6,470
Carry forward general activity (UDA)	0
19/20 Contracted orthodontic activity (UOA)	0
Carry forward orthodontic activity (UOA)	0
Baseline contract value	£159,331.85

ACCESS*

Patients seen in 24 months	Total	Change since previous quarter
Quarter ending June 2018	3,421	
Quarter ending September 2018	3,399	→
Quarter ending December 2018	3,414	→
Quarter ending March 2019	3,406	→
Quarter ending June 2019	3,346	↓
Variance since June 2018	(2.2%)	↓



ACTIVITY



Month	Adjusted Scheduled Activity (UDA)	
	2019	2020
April	456	379
May	879	848
June	1,284	1,109
July	1,880	
August	2,376	
September	2,874	
October	3,383	
November	4,146	
December	4,534	
January	4,949	
February	5,504	
March	6,246	
April	6,454	
May	6,456	
June	6,471	

QUALITY

	Quantity	Base Number	Contract	AT	Region	England
% of FP17s for the same patient ID Re-attending within 3 months - Children	18	247	7.3%	10.0%	11.9%	11.4%
% of FP17s for the same patient ID Re-attending within 3 months - Adults	75	570	13.2%	16.3%	17.2%	15.4%
% of FP17s for the same patient ID Re-attending between 3 & 9 months - Children	135	247	54.7%	50.0%	49.8%	59.8%
% of FP17s for the same patient ID Re-attending between 3 & 9 months - Adults	213	570	37.4%	38.6%	39.5%	52.1%
% of FP17s for Band 1 Urgent Courses	71	527	13.5%	11.8%	11.2%	9.2%
% of FP17s Relating to Free Repair or Replacements	4	527	0.8%	0.5%	0.5%	0.7%
% of FP17s Relating to Continuations	2	527	0.4%	0.5%	0.7%	0.8%
% of Patients satisfied with the dentistry they have received	0	0	N/A	89.8%	90.6%	93.4%
% of Patients satisfied with the time they had to wait for an appointment	0	0	N/A	84.2%	83.8%	87.6%

* This is based on patients treated on this contract for their most recent course of treatment. Figures in italics indicate the base number of FP17s or Patient Questionnaire responses are less than 100. N/A is shown where the base number of responses is less than 10 during the period. % is calculated as Quantity/Base number*100

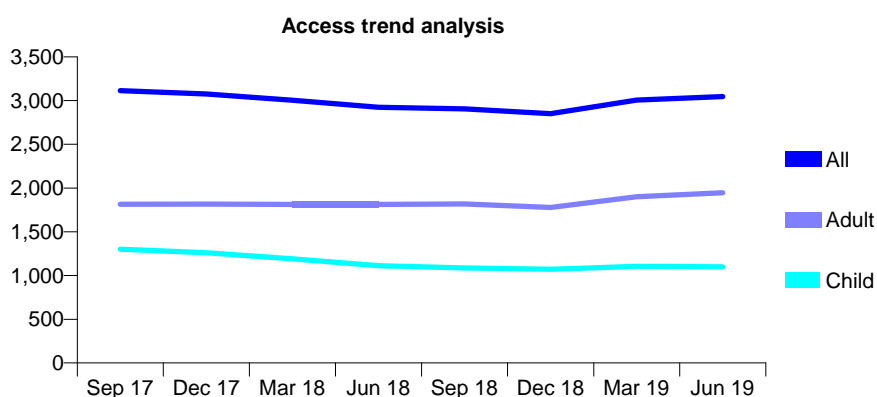
Q62 - Vital Signs At a Glance Contract Report for 147028/0001 - June 2019

Name or company name	Rose Garden Dental Practice
Contract type name	GDS Contract
Purpose of contract	General
Contract start date	01/09/2010
Contract end date	

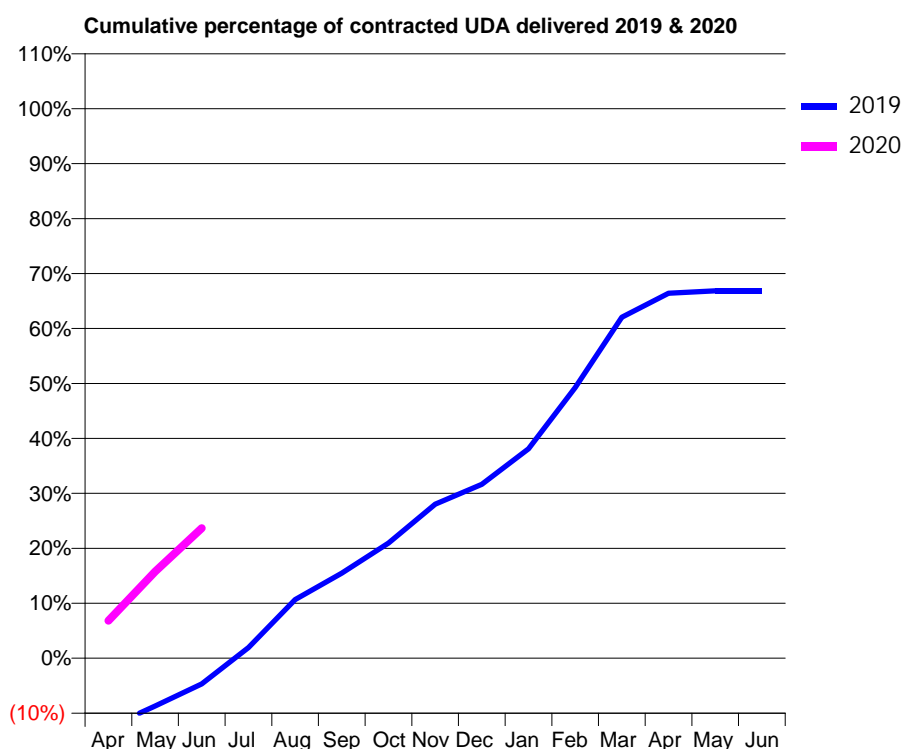
19/20 Contracted general activity (UDA)	5,672
Carry forward general activity (UDA)	0
19/20 Contracted orthodontic activity (UOA)	0
Carry forward orthodontic activity (UOA)	0
Baseline contract value	£162,869.05

ACCESS*

Patients seen in 24 months	Total	Change since previous quarter
Quarter ending June 2018	2,925	
Quarter ending September 2018	2,905	→
Quarter ending December 2018	2,850	↓
Quarter ending March 2019	3,006	↑
Quarter ending June 2019	3,046	→
Variance since June 2018	4.1%	↑



ACTIVITY



Adjusted Scheduled Activity (UDA)		
Month	2019	2020
April	-716	388
May	-494	894
June	-267	1,343
July	110	
August	607	
September	877	
October	1,189	
November	1,590	
December	1,795	
January	2,162	
February	2,794	
March	3,519	
April	3,766	
May	3,791	
June	3,791	

QUALITY

	Quantity	Base Number	Contract	AT	Region	England
% of FP17s for the same patient ID Re-attending within 3 months - Children	19	334	5.7%	10.0%	11.9%	11.4%
% of FP17s for the same patient ID Re-attending within 3 months - Adults	37	484	7.6%	16.3%	17.2%	15.4%
% of FP17s for the same patient ID Re-attending between 3 & 9 months - Children	141	334	42.2%	50.0%	49.8%	59.8%
% of FP17s for the same patient ID Re-attending between 3 & 9 months - Adults	119	484	24.6%	38.6%	39.5%	52.1%
% of FP17s for Band 1 Urgent Courses	41	489	8.4%	11.8%	11.2%	9.2%
% of FP17s Relating to Free Repair or Replacements	0	489	0.0%	0.5%	0.5%	0.7%
% of FP17s Relating to Continuations	2	489	0.4%	0.5%	0.7%	0.8%
% of Patients satisfied with the dentistry they have received	0	0	N/A	89.8%	90.6%	93.4%
% of Patients satisfied with the time they had to wait for an appointment	0	0	N/A	84.2%	83.8%	87.6%

* This is based on patients treated on this contract for their most recent course of treatment.

Figures in italics indicate the base number of FP17s or Patient Questionnaire responses are less than 100. N/A is shown where the base number of responses is less than 10 during the period. % is calculated as Quantity/Base number*100

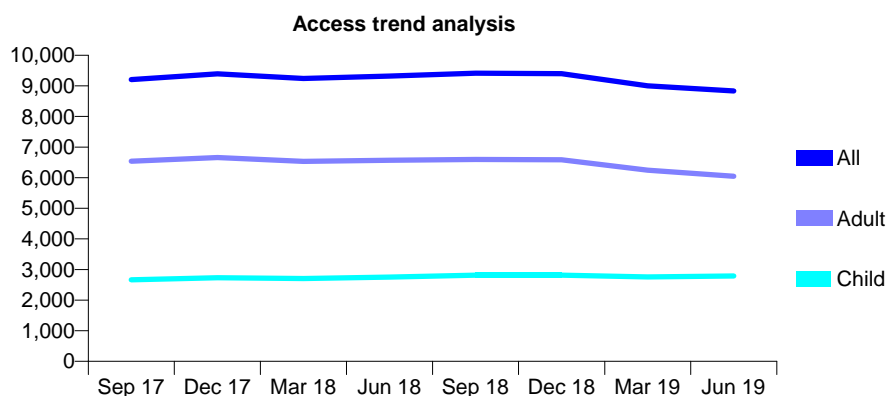
Q62 - Vital Signs At a Glance Contract Report for 148997/0001 - June 2019

Name or company name	Dr.S.B.Radia and Dr.P.Vaid
Contract type name	GDS Contract
Purpose of contract	General
Contract start date	01/11/2012
Contract end date	

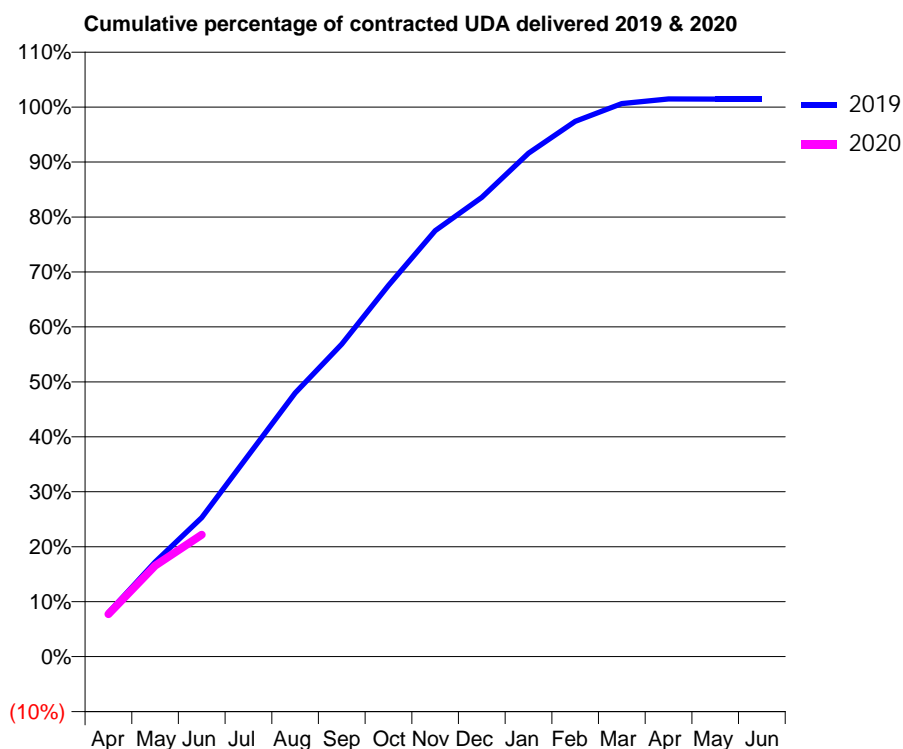
19/20 Contracted general activity (UDA)	25,115
Carry forward general activity (UDA)	0
19/20 Contracted orthodontic activity (UOA)	0
Carry forward orthodontic activity (UOA)	0
Baseline contract value	£746,712.33

ACCESS*

Patients seen in 24 months	Total	Change since previous quarter
Quarter ending June 2018	9,320	
Quarter ending September 2018	9,413	→
Quarter ending December 2018	9,403	→
Quarter ending March 2019	9,001	↓
Quarter ending June 2019	8,836	↓
Variance since June 2018	(5.2%)	↓



ACTIVITY



Month	Adjusted Scheduled Activity (UDA)	
	2019	2020
April	2,005	1,940
May	4,327	4,162
June	6,356	5,566
July	9,205	
August	12,052	
September	14,285	
October	16,962	
November	19,472	
December	20,987	
January	23,006	
February	24,461	
March	25,274	
April	25,482	
May	25,480	
June	25,480	

QUALITY

	Quantity	Base Number	Contract	AT	Region	England
% of FP17s for the same patient ID Re-attending within 3 months - Children	74	1,093	6.8%	10.0%	11.9%	11.4%
% of FP17s for the same patient ID Re-attending within 3 months - Adults	124	1,305	9.5%	16.3%	17.2%	15.4%
% of FP17s for the same patient ID Re-attending between 3 & 9 months - Children	634	1,093	58.0%	50.0%	49.8%	59.8%
% of FP17s for the same patient ID Re-attending between 3 & 9 months - Adults	648	1,305	49.7%	38.6%	39.5%	52.1%
% of FP17s for Band 1 Urgent Courses	224	2,340	9.6%	11.8%	11.2%	9.2%
% of FP17s Relating to Free Repair or Replacements	11	2,340	0.5%	0.5%	0.5%	0.7%
% of FP17s Relating to Continuations	1	2,340	0.0%	0.5%	0.7%	0.8%
% of Patients satisfied with the dentistry they have received	2	2	N/A	89.8%	90.6%	93.4%
% of Patients satisfied with the time they had to wait for an appointment	2	2	N/A	84.2%	83.8%	87.6%

* This is based on patients treated on this contract for their most recent course of treatment. Figures in italics indicate the base number of FP17s or Patient Questionnaire responses are less than 100. N/A is shown where the base number of responses is less than 10 during the period. % is calculated as Quantity/Base number*100

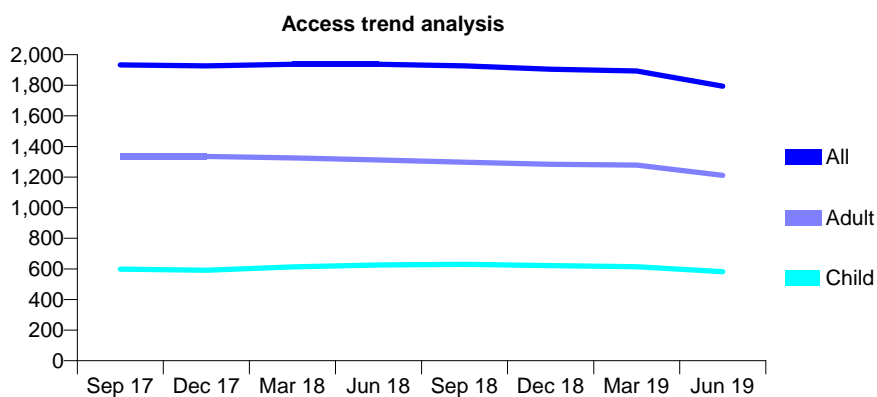
Q62 - Vital Signs At a Glance Contract Report for 150355/0001 - June 2019

Name or company name	Dr Sapneel Patel, and Dr. Cynthia Patel
Contract type name	GDS Contract
Purpose of contract	General
Contract start date	01/11/2013
Contract end date	

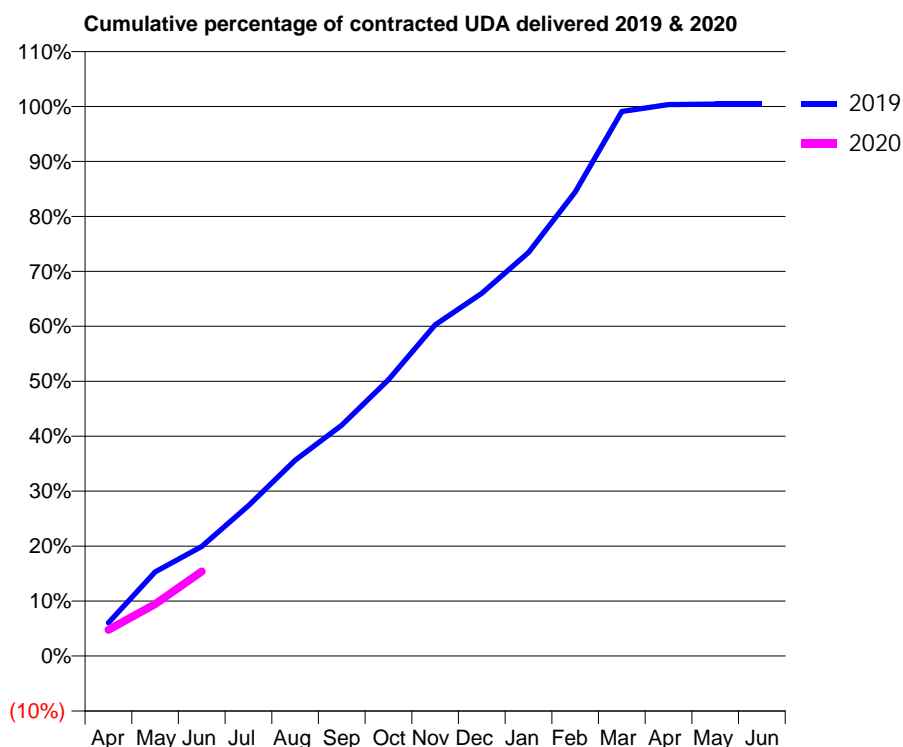
19/20 Contracted general activity (UDA)	3,975
Carry forward general activity (UDA)	0
19/20 Contracted orthodontic activity (UOA)	0
Carry forward orthodontic activity (UOA)	0
Baseline contract value	£104,778.69

ACCESS*

Patients seen in 24 months	Total	Change since previous quarter
Quarter ending June 2018	1,938	
Quarter ending September 2018	1,927	→
Quarter ending December 2018	1,905	↓
Quarter ending March 2019	1,893	→
Quarter ending June 2019	1,794	↓
Variance since June 2018	(7.4%)	↓



ACTIVITY



Month	Adjusted Scheduled Activity (UDA)	
	2019	2020
April	241	190
May	609	375
June	792	612
July	1,088	
August	1,416	
September	1,671	
October	2,000	
November	2,396	
December	2,623	
January	2,920	
February	3,357	
March	3,939	
April	3,988	
May	3,992	
June	3,992	

QUALITY

	Quantity	Base Number	Contract	AT	Region	England
% of FP17s for the same patient ID Re-attending within 3 months - Children	10	159	6.3%	10.0%	11.9%	11.4%
% of FP17s for the same patient ID Re-attending within 3 months - Adults	15	168	8.9%	16.3%	17.2%	15.4%
% of FP17s for the same patient ID Re-attending between 3 & 9 months - Children	103	159	64.8%	50.0%	49.8%	59.8%
% of FP17s for the same patient ID Re-attending between 3 & 9 months - Adults	80	168	47.6%	38.6%	39.5%	52.1%
% of FP17s for Band 1 Urgent Courses	28	304	9.2%	11.8%	11.2%	9.2%
% of FP17s Relating to Free Repair or Replacements	1	304	0.3%	0.5%	0.5%	0.7%
% of FP17s Relating to Continuations	0	304	0.0%	0.5%	0.7%	0.8%
% of Patients satisfied with the dentistry they have received	0	0	N/A	89.8%	90.6%	93.4%
% of Patients satisfied with the time they had to wait for an appointment	0	0	N/A	84.2%	83.8%	87.6%

* This is based on patients treated on this contract for their most recent course of treatment. Figures in italics indicate the base number of FP17s or Patient Questionnaire responses are less than 100. N/A is shown where the base number of responses is less than 10 during the period. % is calculated as Quantity/Base number*100

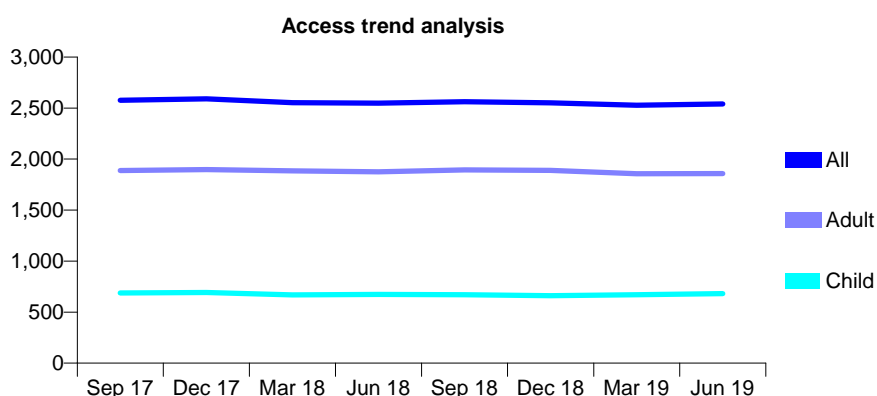
Q62 - Vital Signs At a Glance Contract Report for 153494/0001 - June 2019

Name or company name	Joginder Singh Sethi, Ranjit Kaur Sethi, De
Contract type name	GDS Contract
Purpose of contract	General
Contract start date	13/06/2011
Contract end date	

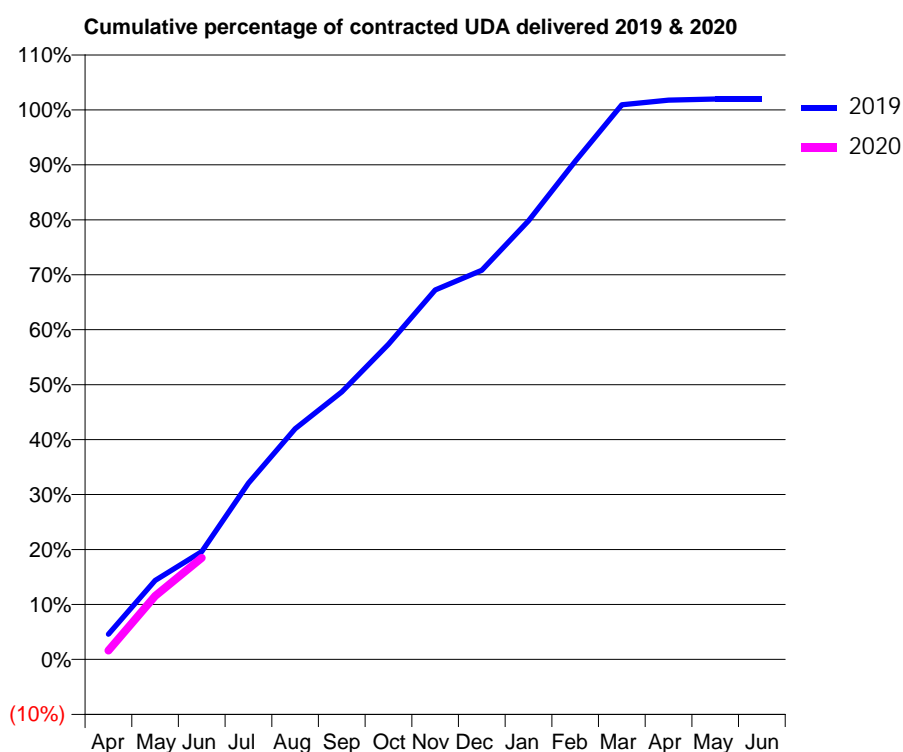
19/20 Contracted general activity (UDA)	8,420
Carry forward general activity (UDA)	0
19/20 Contracted orthodontic activity (UOA)	0
Carry forward orthodontic activity (UOA)	0
Baseline contract value	£263,980.50

ACCESS*

Patients seen in 24 months	Total	Change since previous quarter
Quarter ending June 2018	2,549	
Quarter ending September 2018	2,563	→
Quarter ending December 2018	2,551	→
Quarter ending March 2019	2,528	→
Quarter ending June 2019	2,540	→
Variance since June 2018	(0.4%)	→



ACTIVITY



Month	Adjusted Scheduled Activity (UDA)	
	2019	2020
April	388	136
May	1,211	971
June	1,652	1,556
July	2,701	
August	3,535	
September	4,099	
October	4,829	
November	5,661	
December	5,963	
January	6,720	
February	7,633	
March	8,496	
April	8,569	
May	8,584	
June	8,584	

QUALITY

	Quantity	Base Number	Contract	AT	Region	England
% of FP17s for the same patient ID Re-attending within 3 months - Children	19	161	11.8%	10.0%	11.9%	11.4%
% of FP17s for the same patient ID Re-attending within 3 months - Adults	90	390	23.1%	16.3%	17.2%	15.4%
% of FP17s for the same patient ID Re-attending between 3 & 9 months - Children	74	161	46.0%	50.0%	49.8%	59.8%
% of FP17s for the same patient ID Re-attending between 3 & 9 months - Adults	99	390	25.4%	38.6%	39.5%	52.1%
% of FP17s for Band 1 Urgent Courses	123	526	23.4%	11.8%	11.2%	9.2%
% of FP17s Relating to Free Repair or Replacements	7	526	1.3%	0.5%	0.5%	0.7%
% of FP17s Relating to Continuations	8	526	1.5%	0.5%	0.7%	0.8%
% of Patients satisfied with the dentistry they have received	0	0	N/A	89.8%	90.6%	93.4%
% of Patients satisfied with the time they had to wait for an appointment	0	0	N/A	84.2%	83.8%	87.6%

* This is based on patients treated on this contract for their most recent course of treatment. Figures in italics indicate the base number of FP17s or Patient Questionnaire responses are less than 100. N/A is shown where the base number of responses is less than 10 during the period. % is calculated as Quantity/Base number*100

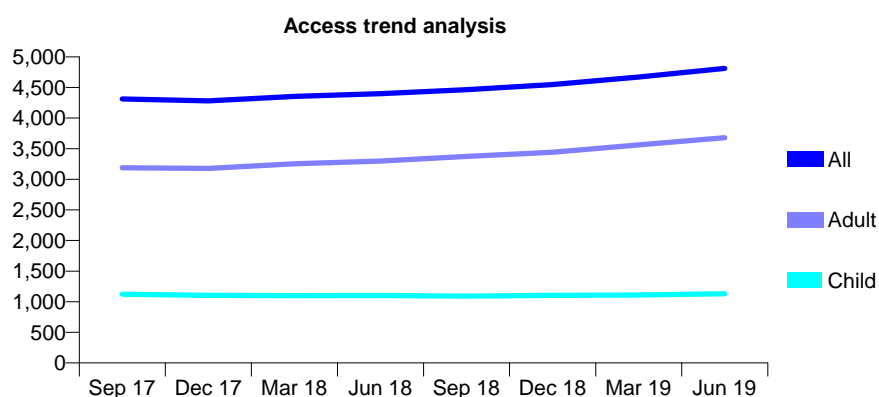
Q62 - Vital Signs At a Glance Contract Report for 154083/0001 - June 2019

Name or company name	Quality Dental Care Fulham
Contract type name	GDS Contract
Purpose of contract	General
Contract start date	01/07/2014
Contract end date	

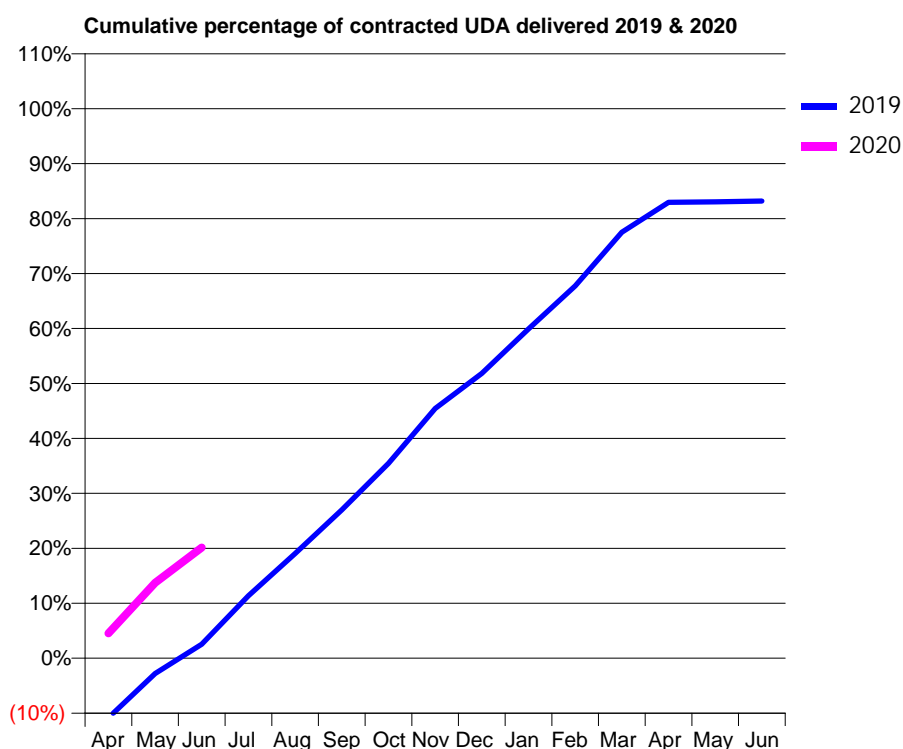
19/20 Contracted general activity (UDA)	16,627
Carry forward general activity (UDA)	0
19/20 Contracted orthodontic activity (UOA)	0
Carry forward orthodontic activity (UOA)	0
Baseline contract value	£499,661.10

ACCESS*

Patients seen in 24 months	Total	Change since previous quarter
Quarter ending June 2018	4,399	
Quarter ending September 2018	4,466	→
Quarter ending December 2018	4,548	→
Quarter ending March 2019	4,669	↑
Quarter ending June 2019	4,811	↑
Variance since June 2018	9.4%	↑



ACTIVITY



Month	2019	2020
April	-1,804	752
May	-465	2,285
June	425	3,349
July	1,890	
August	3,168	
September	4,484	
October	5,899	
November	7,554	
December	8,618	
January	9,964	
February	11,264	
March	12,890	
April	13,793	
May	13,809	
June	13,832	

QUALITY

	Quantity	Base Number	Contract	AT	Region	England
% of FP17s for the same patient ID Re-attending within 3 months - Children	33	337	9.8%	10.0%	11.9%	11.4%
% of FP17s for the same patient ID Re-attending within 3 months - Adults	179	1,046	17.1%	16.3%	17.2%	15.4%
% of FP17s for the same patient ID Re-attending between 3 & 9 months - Children	146	337	43.3%	50.0%	49.8%	59.8%
% of FP17s for the same patient ID Re-attending between 3 & 9 months - Adults	352	1,046	33.7%	38.6%	39.5%	52.1%
% of FP17s for Band 1 Urgent Courses	157	1,059	14.8%	11.8%	11.2%	9.2%
% of FP17s Relating to Free Repair or Replacements	4	1,059	0.4%	0.5%	0.5%	0.7%
% of FP17s Relating to Continuations	0	1,059	0.0%	0.5%	0.7%	0.8%
% of Patients satisfied with the dentistry they have received	1	1	N/A	89.8%	90.6%	93.4%
% of Patients satisfied with the time they had to wait for an appointment	1	1	N/A	84.2%	83.8%	87.6%

* This is based on patients treated on this contract for their most recent course of treatment.

Figures in italics indicate the base number of FP17s or Patient Questionnaire responses are less than 100. N/A is shown where the base number of responses is less than 10 during the period. % is calculated as Quantity/Base number*100

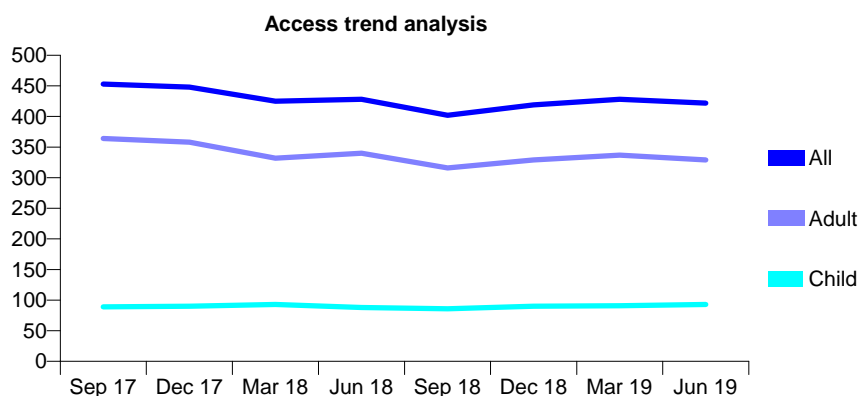
Q62 - Vital Signs At a Glance Contract Report for 154296/0001 - June 2019

Name or company name	Victoria Dental Centre
Contract type name	GDS Contract
Purpose of contract	General
Contract start date	02/11/2015
Contract end date	

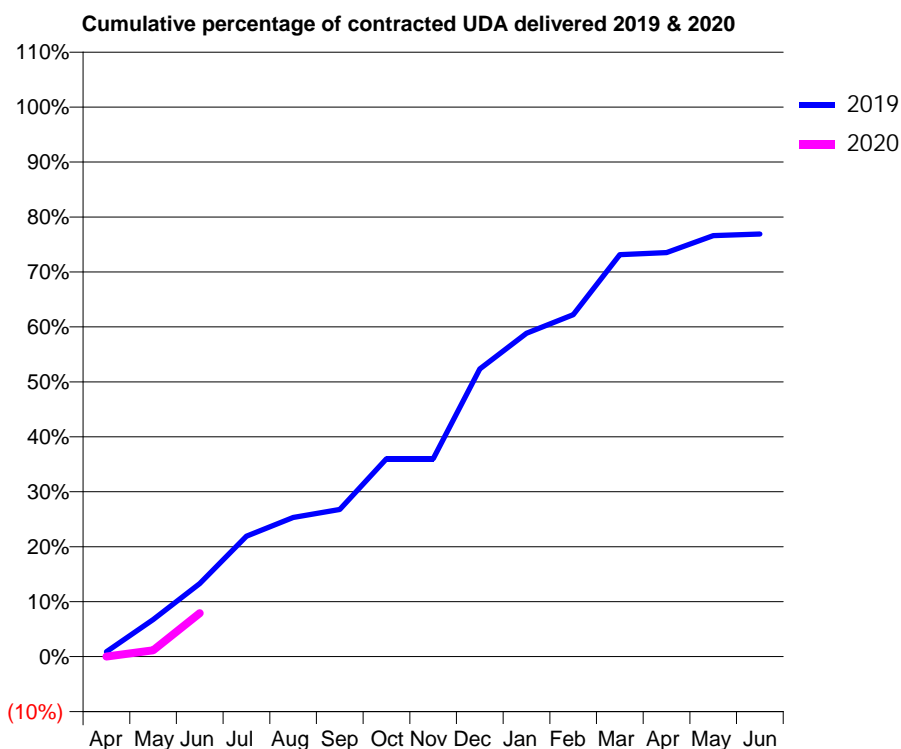
19/20 Contracted general activity (UDA)	1,395
Carry forward general activity (UDA)	0
19/20 Contracted orthodontic activity (UOA)	0
Carry forward orthodontic activity (UOA)	0
Baseline contract value	£34,053.73

ACCESS*

Patients seen in 24 months	Total	Change since previous quarter
Quarter ending June 2018	428	
Quarter ending September 2018	402	↓
Quarter ending December 2018	419	↑
Quarter ending March 2019	428	↑
Quarter ending June 2019	422	↓
Variance since June 2018	(1.4%)	↓



ACTIVITY



Month	Adjusted Scheduled Activity (UDA)	
	2019	2020
April	12	0
May	94	16
June	185	111
July	306	
August	353	
September	374	
October	502	
November	502	
December	730	
January	821	
February	868	
March	1,020	
April	1,025	
May	1,069	
June	1,073	

QUALITY

	Quantity	Base Number	Contract	AT	Region	England
% of FP17s for the same patient ID Re-attending within 3 months - Children	1	31	3.2%	10.0%	11.9%	11.4%
% of FP17s for the same patient ID Re-attending within 3 months - Adults	12	85	14.1%	16.3%	17.2%	15.4%
% of FP17s for the same patient ID Re-attending between 3 & 9 months - Children	15	31	48.4%	50.0%	49.8%	59.8%
% of FP17s for the same patient ID Re-attending between 3 & 9 months - Adults	29	85	34.1%	38.6%	39.5%	52.1%
% of FP17s for Band 1 Urgent Courses	3	51	5.9%	11.8%	11.2%	9.2%
% of FP17s Relating to Free Repair or Replacements	0	51	0.0%	0.5%	0.5%	0.7%
% of FP17s Relating to Continuations	0	51	0.0%	0.5%	0.7%	0.8%
% of Patients satisfied with the dentistry they have received	0	0	N/A	89.8%	90.6%	93.4%
% of Patients satisfied with the time they had to wait for an appointment	0	0	N/A	84.2%	83.8%	87.6%

* This is based on patients treated on this contract for their most recent course of treatment. Figures in italics indicate the base number of FP17s or Patient Questionnaire responses are less than 100. N/A is shown where the base number of responses is less than 10 during the period. % is calculated as Quantity/Base number*100

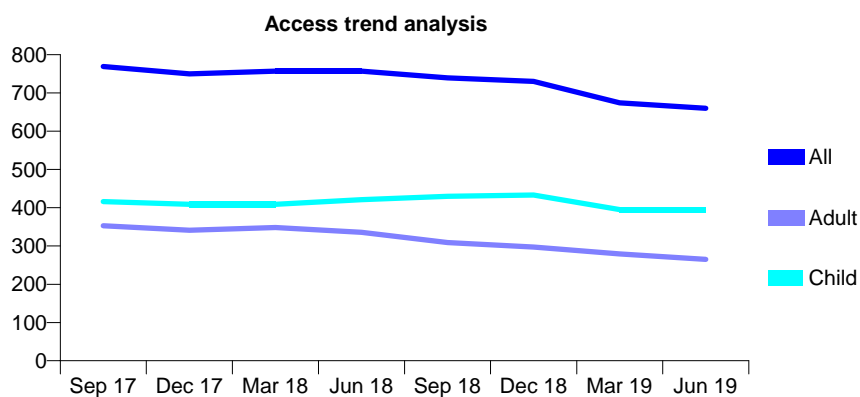
Q62 - Vital Signs At a Glance Contract Report for 154881/0001 - June 2019

Name or company name	Noorani & Shahid
Contract type name	GDS Contract
Purpose of contract	General
Contract start date	01/08/2009
Contract end date	

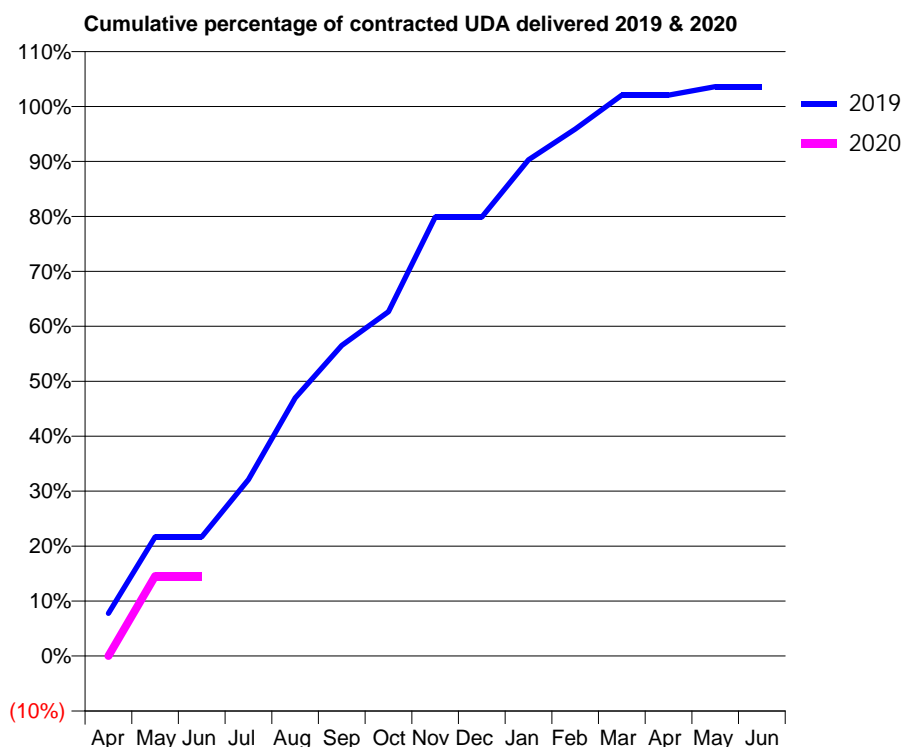
19/20 Contracted general activity (UDA)	1,300
Carry forward general activity (UDA)	0
19/20 Contracted orthodontic activity (UOA)	0
Carry forward orthodontic activity (UOA)	0
Baseline contract value	£38,845.12

ACCESS*

Patients seen in 24 months	Total	Change since previous quarter
Quarter ending June 2018	757	
Quarter ending September 2018	739	↓
Quarter ending December 2018	730	↓
Quarter ending March 2019	674	↓
Quarter ending June 2019	660	↓
Variance since June 2018	(12.8%)	↓



ACTIVITY



Month	Adjusted Scheduled Activity (UDA)	
	2019	2020
April	101	0
May	282	189
June	282	189
July	417	
August	611	
September	735	
October	815	
November	1,038	
December	1,038	
January	1,174	
February	1,247	
March	1,327	
April	1,327	
May	1,347	
June	1,347	

QUALITY

	Quantity	Base Number	Contract	AT	Region	England
% of FP17s for the same patient ID Re-attending within 3 months - Children	4	90	4.4%	10.0%	11.9%	11.4%
% of FP17s for the same patient ID Re-attending within 3 months - Adults	7	53	13.2%	16.3%	17.2%	15.4%
% of FP17s for the same patient ID Re-attending between 3 & 9 months - Children	53	90	58.9%	50.0%	49.8%	59.8%
% of FP17s for the same patient ID Re-attending between 3 & 9 months - Adults	21	53	39.6%	38.6%	39.5%	52.1%
% of FP17s for Band 1 Urgent Courses	15	123	12.2%	11.8%	11.2%	9.2%
% of FP17s Relating to Free Repair or Replacements	0	123	0.0%	0.5%	0.5%	0.7%
% of FP17s Relating to Continuations	2	123	1.6%	0.5%	0.7%	0.8%
% of Patients satisfied with the dentistry they have received	1	1	N/A	89.8%	90.6%	93.4%
% of Patients satisfied with the time they had to wait for an appointment	1	1	N/A	84.2%	83.8%	87.6%

* This is based on patients treated on this contract for their most recent course of treatment. Figures in italics indicate the base number of FP17s or Patient Questionnaire responses are less than 100. N/A is shown where the base number of responses is less than 10 during the period. % is calculated as Quantity/Base number*100

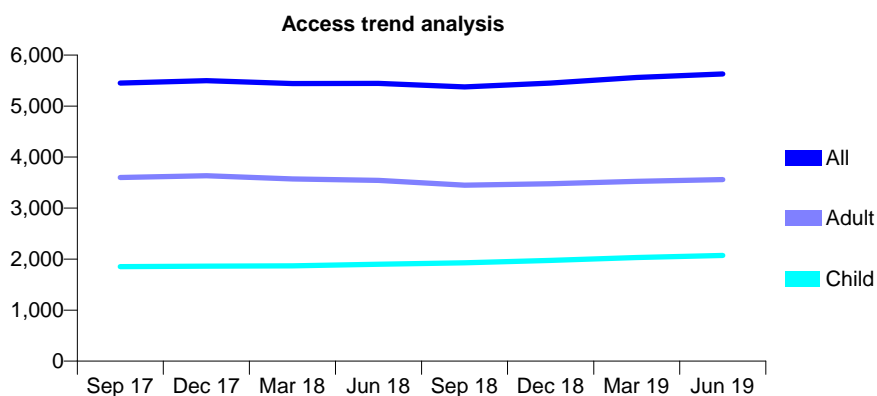
Q62 - Vital Signs At a Glance Contract Report for 155217/0001 - June 2019

Name or company name	Mr P. S. Sanehi & Mr A. K. Mirza
Contract type name	GDS Contract
Purpose of contract	General
Contract start date	01/04/2015
Contract end date	

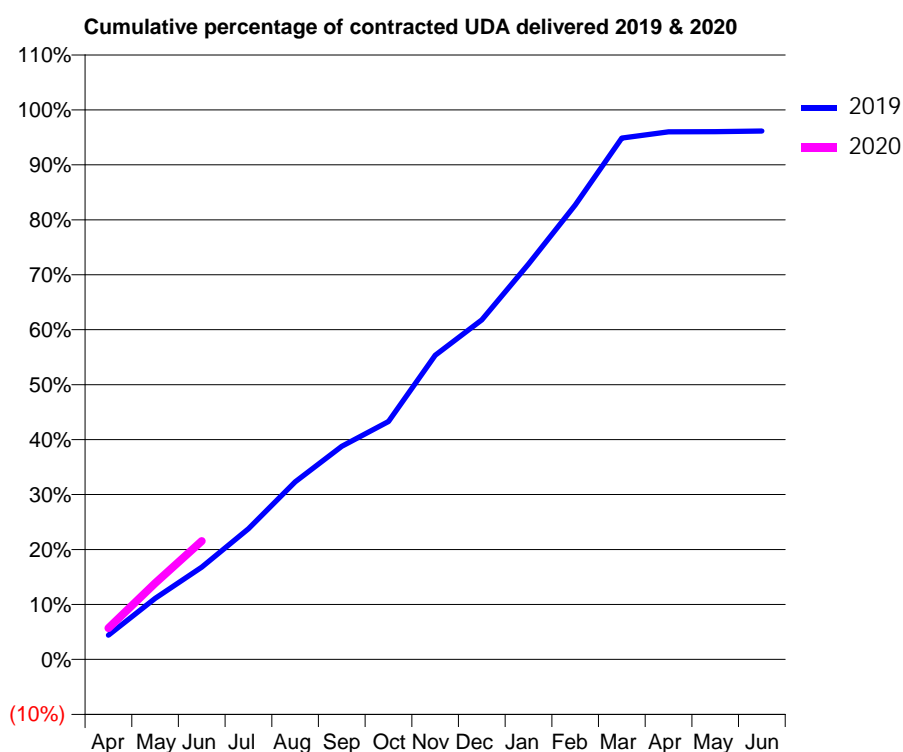
19/20 Contracted general activity (UDA)	19,605
Carry forward general activity (UDA)	0
19/20 Contracted orthodontic activity (UOA)	0
Carry forward orthodontic activity (UOA)	0
Baseline contract value	£656,632.53

ACCESS*

Patients seen in 24 months	Total	Change since previous quarter
Quarter ending June 2018	5,445	
Quarter ending September 2018	5,376	↓
Quarter ending December 2018	5,453	→
Quarter ending March 2019	5,559	→
Quarter ending June 2019	5,631	→
Variance since June 2018	3.4%	↑



ACTIVITY



Month	2019	2020
April	862	1,114
May	2,182	2,718
June	3,291	4,223
July	4,665	
August	6,332	
September	7,603	
October	8,490	
November	10,851	
December	12,115	
January	14,105	
February	16,210	
March	18,602	
April	18,824	
May	18,829	
June	18,846	

QUALITY

	Quantity	Base Number	Contract	AT	Region	England
% of FP17s for the same patient ID Re-attending within 3 months - Children	57	607	9.4%	10.0%	11.9%	11.4%
% of FP17s for the same patient ID Re-attending within 3 months - Adults	182	906	20.1%	16.3%	17.2%	15.4%
% of FP17s for the same patient ID Re-attending between 3 & 9 months - Children	296	607	48.8%	50.0%	49.8%	59.8%
% of FP17s for the same patient ID Re-attending between 3 & 9 months - Adults	278	906	30.7%	38.6%	39.5%	52.1%
% of FP17s for Band 1 Urgent Courses	312	1,418	22.0%	11.8%	11.2%	9.2%
% of FP17s Relating to Free Repair or Replacements	0	1,418	0.0%	0.5%	0.5%	0.7%
% of FP17s Relating to Continuations	1	1,418	0.1%	0.5%	0.7%	0.8%
% of Patients satisfied with the dentistry they have received	2	2	N/A	89.8%	90.6%	93.4%
% of Patients satisfied with the time they had to wait for an appointment	1	2	N/A	84.2%	83.8%	87.6%

* This is based on patients treated on this contract for their most recent course of treatment. Figures in italics indicate the base number of FP17s or Patient Questionnaire responses are less than 100. N/A is shown where the base number of responses is less than 10 during the period. % is calculated as Quantity/Base number*100

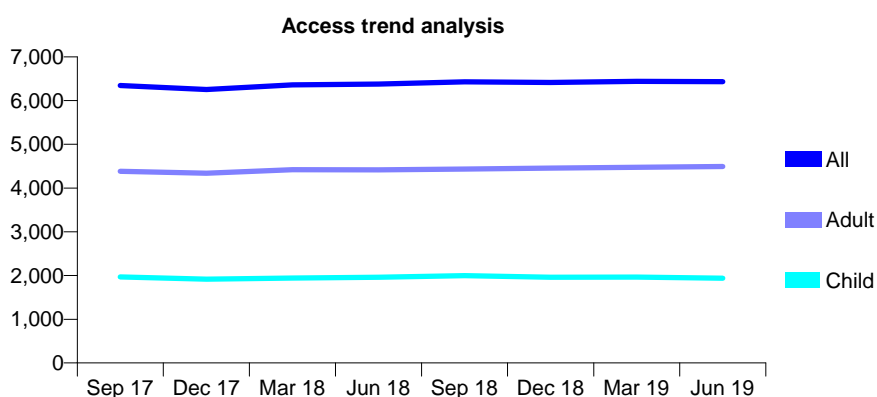
Q62 - Vital Signs At a Glance Contract Report for 157309/0001 - June 2019

Name or company name	Ms Urvi Shah and Ms Jilna Shah
Contract type name	GDS Contract
Purpose of contract	General
Contract start date	01/10/2014
Contract end date	

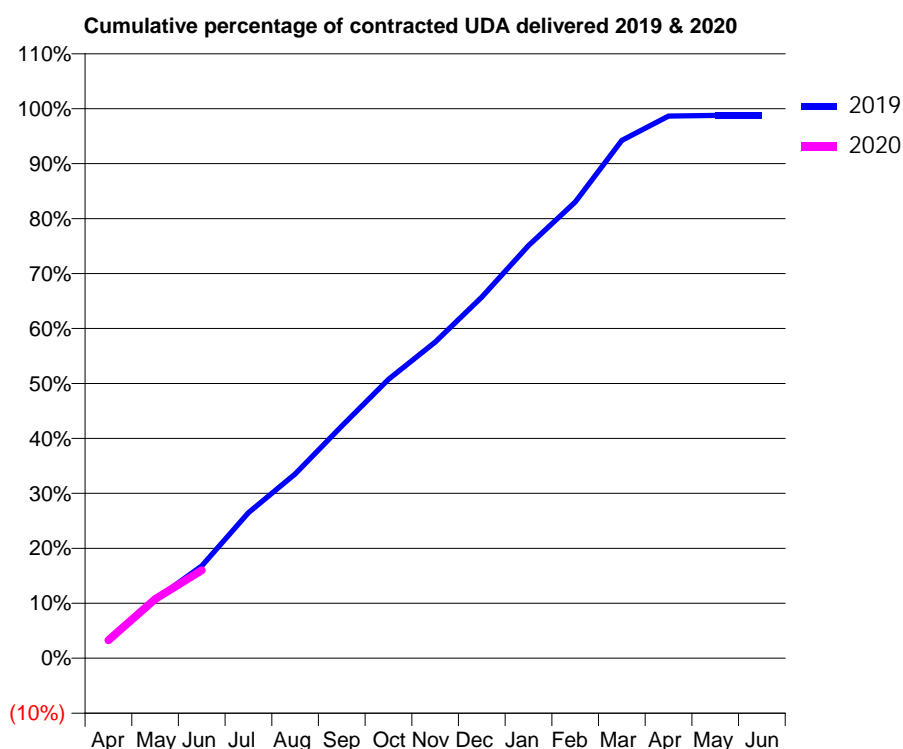
19/20 Contracted general activity (UDA)	17,729
Carry forward general activity (UDA)	0
19/20 Contracted orthodontic activity (UOA)	0
Carry forward orthodontic activity (UOA)	0
Baseline contract value	£451,990.05

ACCESS*

Patients seen in 24 months	Total	Change since previous quarter
Quarter ending June 2018	6,375	
Quarter ending September 2018	6,429	→
Quarter ending December 2018	6,414	→
Quarter ending March 2019	6,440	→
Quarter ending June 2019	6,430	→
Variance since June 2018	0.9%	→



ACTIVITY



Month	2019	2020
April	563	582
May	1,892	1,908
June	2,981	2,836
July	4,694	
August	5,943	
September	7,489	
October	8,998	
November	10,197	
December	11,649	
January	13,314	
February	14,718	
March	16,704	
April	17,489	
May	17,507	
June	17,507	

QUALITY

	Quantity	Base Number	Contract	AT	Region	England
% of FP17s for the same patient ID Re-attending within 3 months - Children	66	641	10.3%	10.0%	11.9%	11.4%
% of FP17s for the same patient ID Re-attending within 3 months - Adults	246	1,152	21.4%	16.3%	17.2%	15.4%
% of FP17s for the same patient ID Re-attending between 3 & 9 months - Children	340	641	53.0%	50.0%	49.8%	59.8%
% of FP17s for the same patient ID Re-attending between 3 & 9 months - Adults	424	1,152	36.8%	38.6%	39.5%	52.1%
% of FP17s for Band 1 Urgent Courses	249	1,353	18.4%	11.8%	11.2%	9.2%
% of FP17s Relating to Free Repair or Replacements	7	1,353	0.5%	0.5%	0.5%	0.7%
% of FP17s Relating to Continuations	9	1,353	0.7%	0.5%	0.7%	0.8%
% of Patients satisfied with the dentistry they have received	2	2	N/A	89.8%	90.6%	93.4%
% of Patients satisfied with the time they had to wait for an appointment	2	2	N/A	84.2%	83.8%	87.6%

* This is based on patients treated on this contract for their most recent course of treatment.

Figures in italics indicate the base number of FP17s or Patient Questionnaire responses are less than 100. N/A is shown where the base number of responses is less than 10 during the period. % is calculated as Quantity/Base number*100

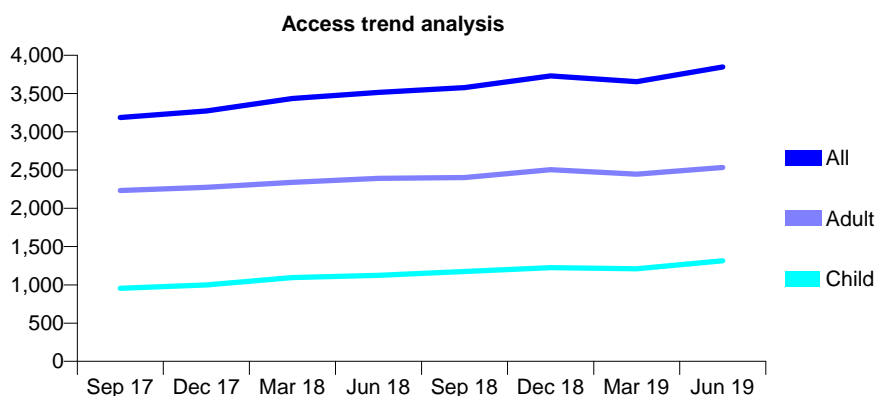
Q62 - Vital Signs At a Glance Contract Report for 157414/0001 - June 2019

Name or company name	H Patel
Contract type name	GDS Contract
Purpose of contract	General
Contract start date	01/03/2012
Contract end date	

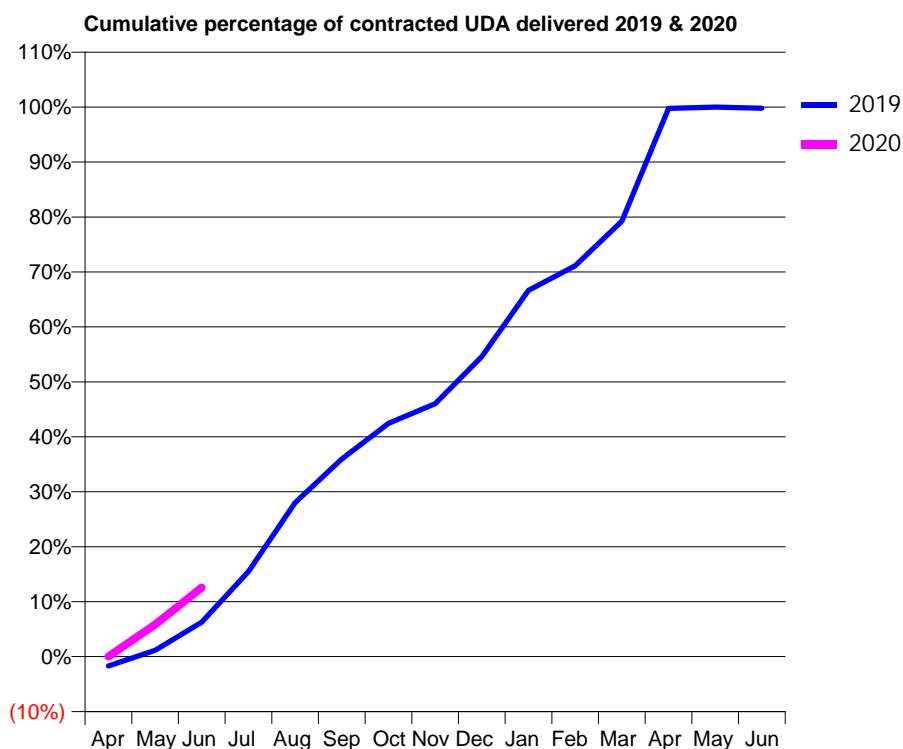
19/20 Contracted general activity (UDA)	6,000
Carry forward general activity (UDA)	0
19/20 Contracted orthodontic activity (UOA)	0
Carry forward orthodontic activity (UOA)	0
Baseline contract value	£142,667.23

ACCESS*

Patients seen in 24 months	Total	Change since previous quarter
Quarter ending June 2018	3,515	
Quarter ending September 2018	3,577	→
Quarter ending December 2018	3,730	↑
Quarter ending March 2019	3,656	↓
Quarter ending June 2019	3,848	↑
Variance since June 2018	9.5%	↑



ACTIVITY



Month	Adjusted Scheduled Activity (UDA)	
	2019	2020
April	-104	0
May	69	351
June	376	753
July	930	
August	1,683	
September	2,157	
October	2,547	
November	2,761	
December	3,275	
January	3,999	
February	4,268	
March	4,753	
April	5,985	
May	6,000	
June	5,988	

QUALITY

	Quantity	Base Number	Contract	AT	Region	England
% of FP17s for the same patient ID Re-attending within 3 months - Children	38	615	6.2%	10.0%	11.9%	11.4%
% of FP17s for the same patient ID Re-attending within 3 months - Adults	104	849	12.2%	16.3%	17.2%	15.4%
% of FP17s for the same patient ID Re-attending between 3 & 9 months - Children	278	615	45.2%	50.0%	49.8%	59.8%
% of FP17s for the same patient ID Re-attending between 3 & 9 months - Adults	257	849	30.3%	38.6%	39.5%	52.1%
% of FP17s for Band 1 Urgent Courses	30	385	7.8%	11.8%	11.2%	9.2%
% of FP17s Relating to Free Repair or Replacements	1	385	0.3%	0.5%	0.5%	0.7%
% of FP17s Relating to Continuations	6	385	1.6%	0.5%	0.7%	0.8%
% of Patients satisfied with the dentistry they have received	0	0	N/A	89.8%	90.6%	93.4%
% of Patients satisfied with the time they had to wait for an appointment	0	0	N/A	84.2%	83.8%	87.6%

* This is based on patients treated on this contract for their most recent course of treatment. Figures in italics indicate the base number of FP17s or Patient Questionnaire responses are less than 100. N/A is shown where the base number of responses is less than 10 during the period. % is calculated as Quantity/Base number*100

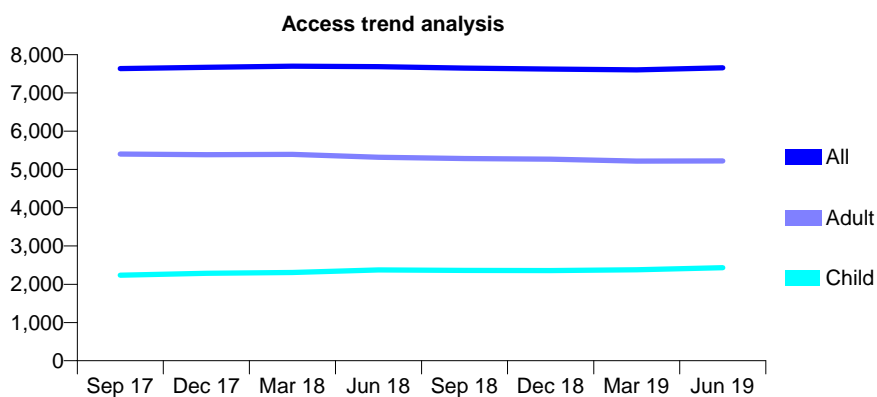
Q62 - Vital Signs At a Glance Contract Report for 158844/0001 - June 2019

Name or company name	Dr. Y. Nanavati & Dr. T. Mirza
Contract type name	GDS Contract
Purpose of contract	General
Contract start date	01/10/2012
Contract end date	

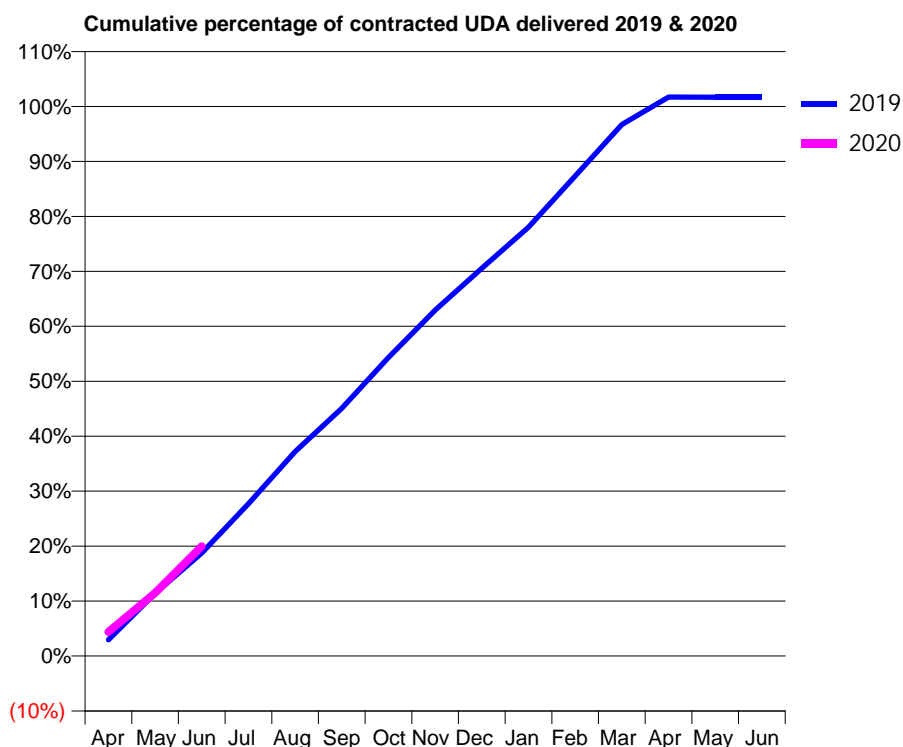
19/20 Contracted general activity (UDA)	24,603
Carry forward general activity (UDA)	0
19/20 Contracted orthodontic activity (UOA)	0
Carry forward orthodontic activity (UOA)	0
Baseline contract value	£663,790.94

ACCESS*

Patients seen in 24 months	Total	Change since previous quarter
Quarter ending June 2018	7,688	
Quarter ending September 2018	7,649	→
Quarter ending December 2018	7,626	→
Quarter ending March 2019	7,601	→
Quarter ending June 2019	7,656	→
Variance since June 2018	(0.4%)	→



ACTIVITY



Month	Adjusted Scheduled Activity (UDA)	
	2019	2020
April	730	1,077
May	2,809	2,828
June	4,614	4,911
July	6,814	
August	9,154	
September	11,091	
October	13,367	
November	15,488	
December	17,361	
January	19,199	
February	21,490	
March	23,790	
April	25,027	
May	25,015	
June	25,014	

QUALITY

	Quantity	Base Number	Contract	AT	Region	England
% of FP17s for the same patient ID Re-attending within 3 months - Children	48	850	5.6%	10.0%	11.9%	11.4%
% of FP17s for the same patient ID Re-attending within 3 months - Adults	165	1,411	11.7%	16.3%	17.2%	15.4%
% of FP17s for the same patient ID Re-attending between 3 & 9 months - Children	451	850	53.1%	50.0%	49.8%	59.8%
% of FP17s for the same patient ID Re-attending between 3 & 9 months - Adults	584	1,411	41.4%	38.6%	39.5%	52.1%
% of FP17s for Band 1 Urgent Courses	122	1,875	6.5%	11.8%	11.2%	9.2%
% of FP17s Relating to Free Repair or Replacements	4	1,875	0.2%	0.5%	0.5%	0.7%
% of FP17s Relating to Continuations	8	1,875	0.4%	0.5%	0.7%	0.8%
% of Patients satisfied with the dentistry they have received	0	0	N/A	89.8%	90.6%	93.4%
% of Patients satisfied with the time they had to wait for an appointment	0	0	N/A	84.2%	83.8%	87.6%

* This is based on patients treated on this contract for their most recent course of treatment. Figures in italics indicate the base number of FP17s or Patient Questionnaire responses are less than 100. N/A is shown where the base number of responses is less than 10 during the period. % is calculated as Quantity/Base number*100

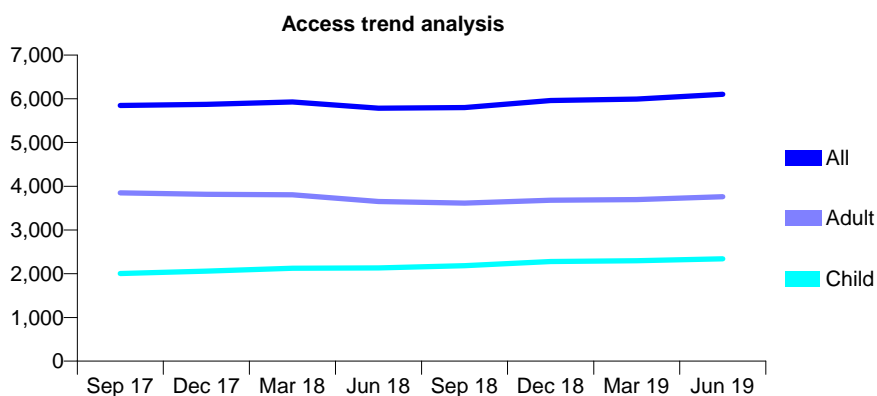
Q62 - Vital Signs At a Glance Contract Report for 159042/0001 - June 2019

Name or company name	Surgery@102 Limited
Contract type name	GDS Contract
Purpose of contract	General
Contract start date	01/01/2011
Contract end date	

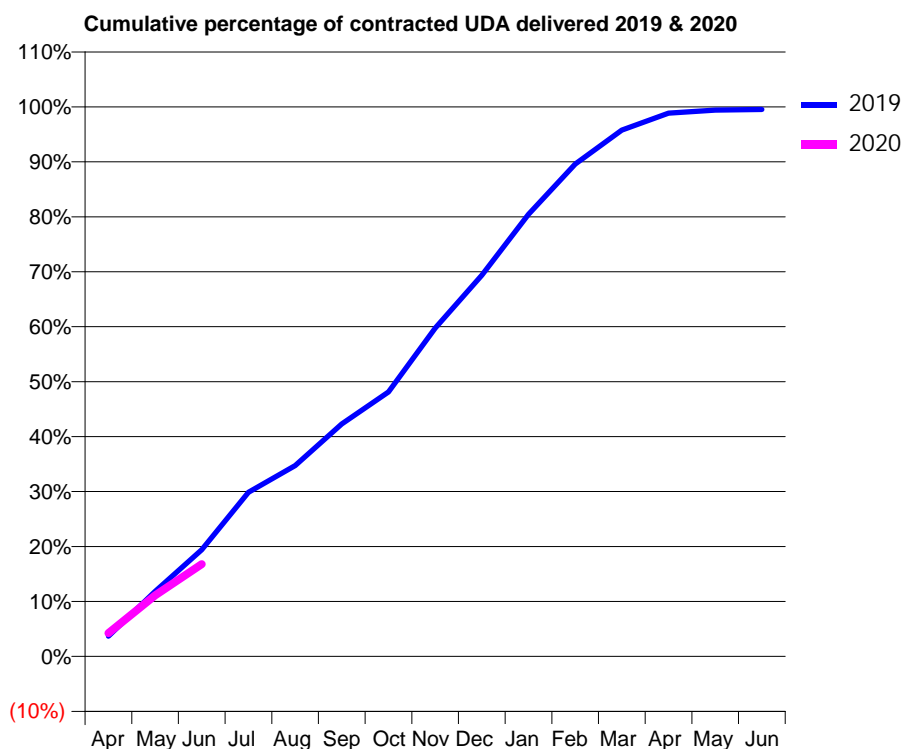
19/20 Contracted general activity (UDA)	13,347
Carry forward general activity (UDA)	0
19/20 Contracted orthodontic activity (UOA)	0
Carry forward orthodontic activity (UOA)	0
Baseline contract value	£363,120.62

ACCESS*

Patients seen in 24 months	Total	Change since previous quarter
Quarter ending June 2018	5,784	
Quarter ending September 2018	5,800	→
Quarter ending December 2018	5,961	↑
Quarter ending March 2019	5,991	→
Quarter ending June 2019	6,103	→
Variance since June 2018	5.5%	↑



ACTIVITY



Adjusted Scheduled Activity (UDA)		
Month	2019	2020
April	493	564
May	1,583	1,486
June	2,594	2,239
July	3,986	
August	4,638	
September	5,647	
October	6,426	
November	7,975	
December	9,258	
January	10,738	
February	11,961	
March	12,782	
April	13,193	
May	13,268	
June	13,286	

QUALITY

	Quantity	Base Number	Contract	AT	Region	England
% of FP17s for the same patient ID Re-attending within 3 months - Children	45	460	9.8%	10.0%	11.9%	11.4%
% of FP17s for the same patient ID Re-attending within 3 months - Adults	180	818	22.0%	16.3%	17.2%	15.4%
% of FP17s for the same patient ID Re-attending between 3 & 9 months - Children	160	460	34.8%	50.0%	49.8%	59.8%
% of FP17s for the same patient ID Re-attending between 3 & 9 months - Adults	162	818	19.8%	38.6%	39.5%	52.1%
% of FP17s for Band 1 Urgent Courses	200	840	23.8%	11.8%	11.2%	9.2%
% of FP17s Relating to Free Repair or Replacements	14	840	1.7%	0.5%	0.5%	0.7%
% of FP17s Relating to Continuations	5	840	0.6%	0.5%	0.7%	0.8%
% of Patients satisfied with the dentistry they have received	5	6	N/A	89.8%	90.6%	93.4%
% of Patients satisfied with the time they had to wait for an appointment	4	6	N/A	84.2%	83.8%	87.6%

* This is based on patients treated on this contract for their most recent course of treatment. Figures in italics indicate the base number of FP17s or Patient Questionnaire responses are less than 100. N/A is shown where the base number of responses is less than 10 during the period. % is calculated as Quantity/Base number*100

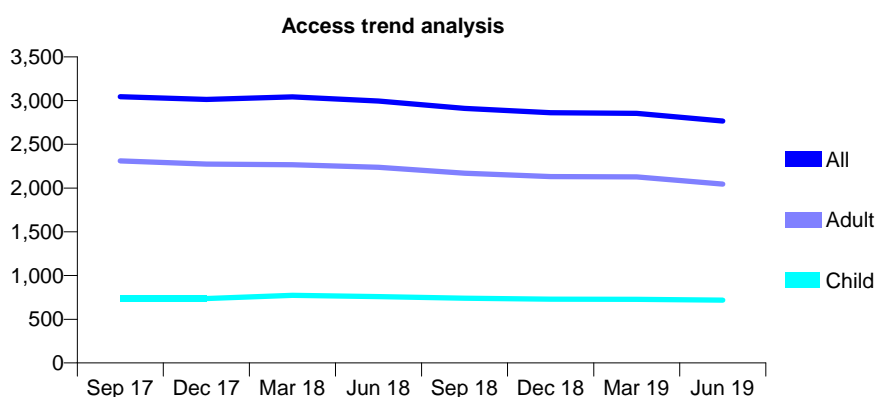
Q62 - Vital Signs At a Glance Contract Report for 159271/0001 - June 2019

Name or company name	Dr Ahsan Mirza & Dr Kaxa Patel
Contract type name	GDS Contract
Purpose of contract	General
Contract start date	01/11/2012
Contract end date	

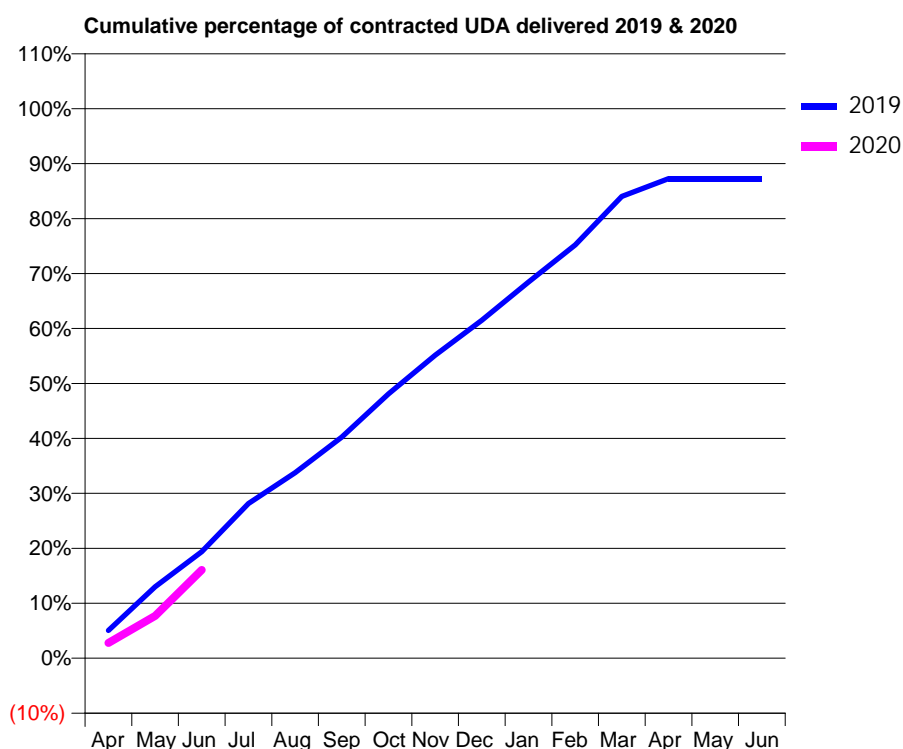
19/20 Contracted general activity (UDA)	7,685
Carry forward general activity (UDA)	0
19/20 Contracted orthodontic activity (UOA)	0
Carry forward orthodontic activity (UOA)	0
Baseline contract value	£226,228.51

ACCESS*

Patients seen in 24 months	Total	Change since previous quarter
Quarter ending June 2018	2,995	
Quarter ending September 2018	2,910	↓
Quarter ending December 2018	2,862	↓
Quarter ending March 2019	2,854	→
Quarter ending June 2019	2,765	↓
Variance since June 2018	(7.7%)	↓



ACTIVITY



Adjusted Scheduled Activity (UDA)		
Month	2019	2020
April	388	213
May	999	592
June	1,490	1,234
July	2,162	
August	2,594	
September	3,091	
October	3,694	
November	4,237	
December	4,726	
January	5,259	
February	5,781	
March	6,457	
April	6,707	
May	6,707	
June	6,707	

QUALITY

	Quantity	Base Number	Contract	AT	Region	England
% of FP17s for the same patient ID Re-attending within 3 months - Children	12	196	6.1%	10.0%	11.9%	11.4%
% of FP17s for the same patient ID Re-attending within 3 months - Adults	82	503	16.3%	16.3%	17.2%	15.4%
% of FP17s for the same patient ID Re-attending between 3 & 9 months - Children	86	196	43.9%	50.0%	49.8%	59.8%
% of FP17s for the same patient ID Re-attending between 3 & 9 months - Adults	246	503	48.9%	38.6%	39.5%	52.1%
% of FP17s for Band 1 Urgent Courses	73	592	12.3%	11.8%	11.2%	9.2%
% of FP17s Relating to Free Repair or Replacements	3	592	0.5%	0.5%	0.5%	0.7%
% of FP17s Relating to Continuations	11	592	1.9%	0.5%	0.7%	0.8%
% of Patients satisfied with the dentistry they have received	2	2	N/A	89.8%	90.6%	93.4%
% of Patients satisfied with the time they had to wait for an appointment	2	2	N/A	84.2%	83.8%	87.6%

* This is based on patients treated on this contract for their most recent course of treatment.

Figures in italics indicate the base number of FP17s or Patient Questionnaire responses are less than 100. N/A is shown where the base number of responses is less than 10 during the period. % is calculated as Quantity/Base number*100

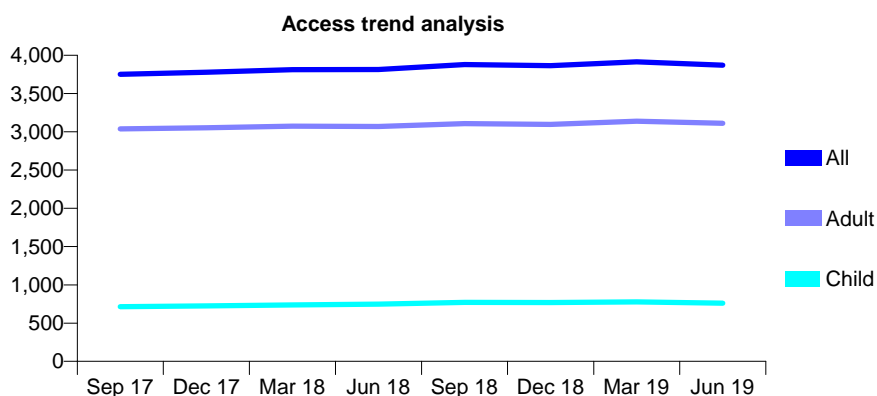
Q62 - Vital Signs At a Glance Contract Report for 159328/0001 - June 2019

Name or company name	Bhuva Dental Surgery - Pinner
Contract type name	GDS Contract
Purpose of contract	General
Contract start date	01/04/2014
Contract end date	

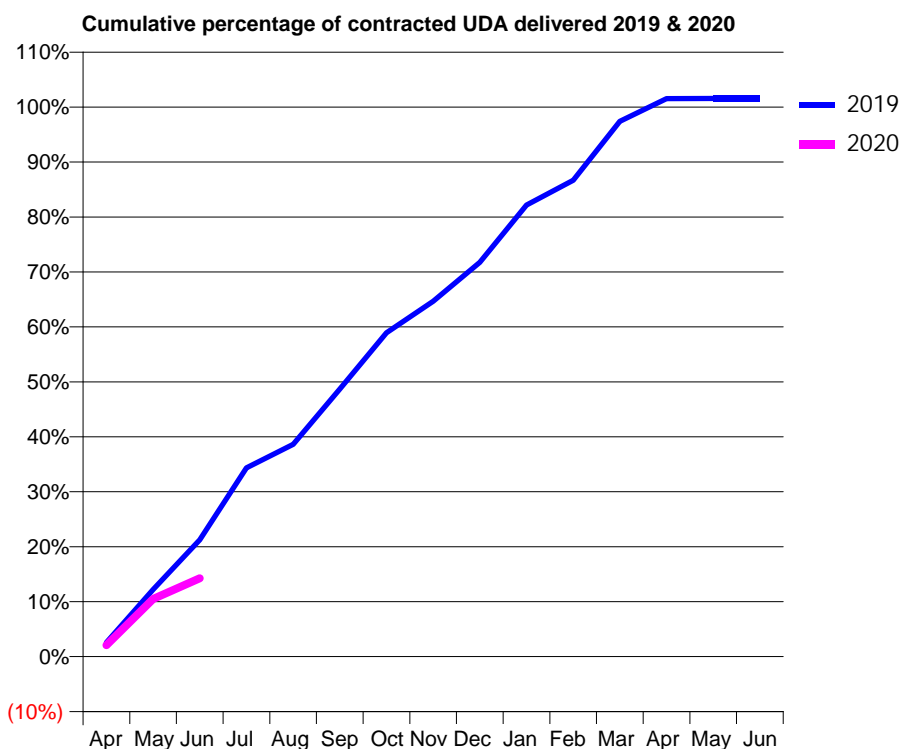
19/20 Contracted general activity (UDA)	7,956
Carry forward general activity (UDA)	0
19/20 Contracted orthodontic activity (UOA)	0
Carry forward orthodontic activity (UOA)	0
Baseline contract value	£225,375.20

ACCESS*

Patients seen in 24 months	Total	Change since previous quarter
Quarter ending June 2018	3,815	
Quarter ending September 2018	3,878	→
Quarter ending December 2018	3,863	→
Quarter ending March 2019	3,914	→
Quarter ending June 2019	3,870	↓
Variance since June 2018	1.4%	→



ACTIVITY



Month	Adjusted Scheduled Activity (UDA)	
	2019	2020
April	206	165
May	972	835
June	1,690	1,135
July	2,732	
August	3,073	
September	3,871	
October	4,689	
November	5,145	
December	5,709	
January	6,536	
February	6,896	
March	7,749	
April	8,079	
May	8,080	
June	8,080	

QUALITY

	Quantity	Base Number	Contract	AT	Region	England
% of FP17s for the same patient ID Re-attending within 3 months - Children	6	225	2.7%	10.0%	11.9%	11.4%
% of FP17s for the same patient ID Re-attending within 3 months - Adults	34	744	4.6%	16.3%	17.2%	15.4%
% of FP17s for the same patient ID Re-attending between 3 & 9 months - Children	154	225	68.4%	50.0%	49.8%	59.8%
% of FP17s for the same patient ID Re-attending between 3 & 9 months - Adults	501	744	67.3%	38.6%	39.5%	52.1%
% of FP17s for Band 1 Urgent Courses	21	753	2.8%	11.8%	11.2%	9.2%
% of FP17s Relating to Free Repair or Replacements	0	753	0.0%	0.5%	0.5%	0.7%
% of FP17s Relating to Continuations	1	753	0.1%	0.5%	0.7%	0.8%
% of Patients satisfied with the dentistry they have received	1	1	N/A	89.8%	90.6%	93.4%
% of Patients satisfied with the time they had to wait for an appointment	1	1	N/A	84.2%	83.8%	87.6%

* This is based on patients treated on this contract for their most recent course of treatment. Figures in italics indicate the base number of FP17s or Patient Questionnaire responses are less than 100. N/A is shown where the base number of responses is less than 10 during the period. % is calculated as Quantity/Base number*100

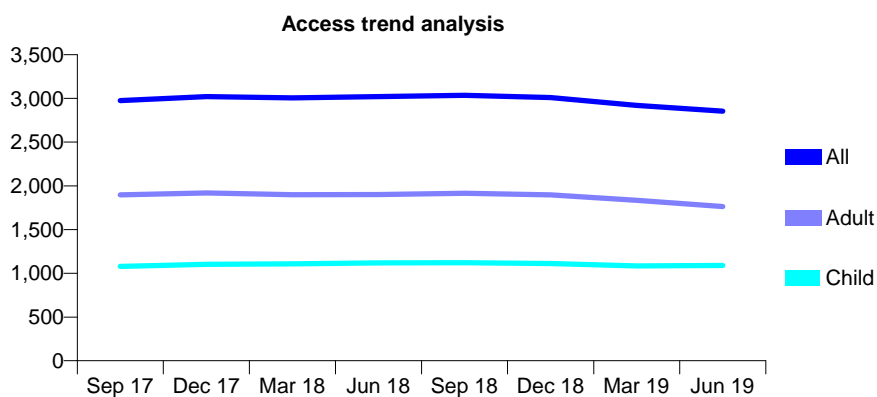
Q62 - Vital Signs At a Glance Contract Report for 160210/0001 - June 2019

Name or company name	S Cowley, R Ingham and J Angelo
Contract type name	GDS Contract
Purpose of contract	General
Contract start date	01/11/2012
Contract end date	

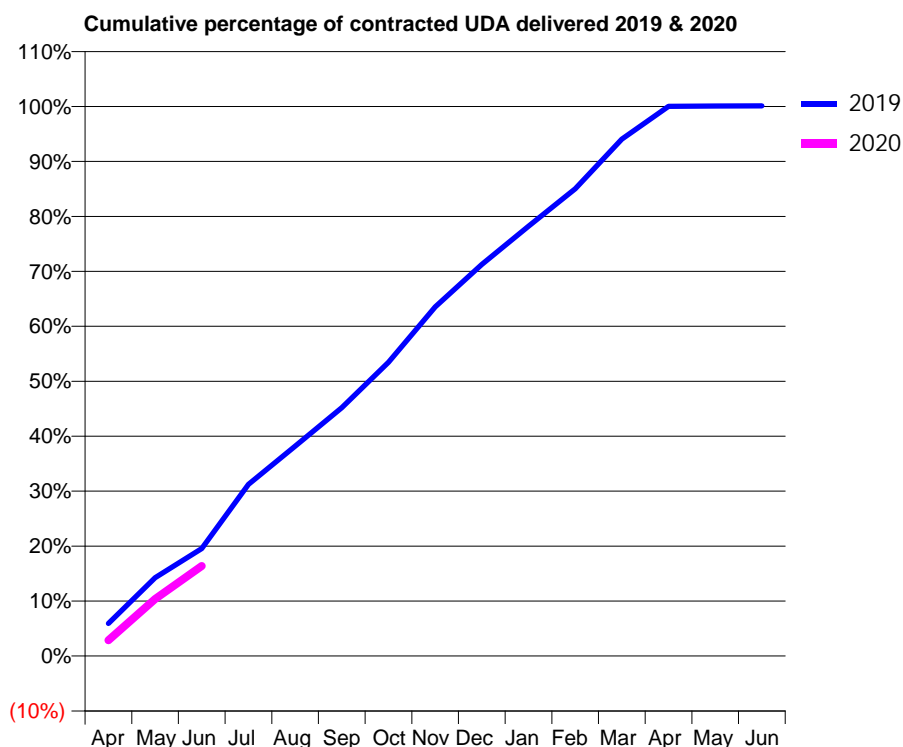
19/20 Contracted general activity (UDA)	9,436
Carry forward general activity (UDA)	0
19/20 Contracted orthodontic activity (UOA)	0
Carry forward orthodontic activity (UOA)	0
Baseline contract value	£394,490.75

ACCESS*

Patients seen in 24 months	Total	Change since previous quarter
Quarter ending June 2018	3,020	
Quarter ending September 2018	3,035	→
Quarter ending December 2018	3,010	→
Quarter ending March 2019	2,919	↓
Quarter ending June 2019	2,854	↓
Variance since June 2018	(5.5%)	↓



ACTIVITY



Month	Adjusted Scheduled Activity (UDA)	
	2019	2020
April	560	271
May	1,344	978
June	1,844	1,546
July	2,948	
August	3,604	
September	4,262	
October	5,043	
November	5,994	
December	6,725	
January	7,380	
February	8,022	
March	8,874	
April	9,438	
May	9,445	
June	9,447	

QUALITY

	Quantity	Base Number	Contract	AT	Region	England
% of FP17s for the same patient ID Re-attending within 3 months - Children	25	259	9.7%	10.0%	11.9%	11.4%
% of FP17s for the same patient ID Re-attending within 3 months - Adults	82	400	20.5%	16.3%	17.2%	15.4%
% of FP17s for the same patient ID Re-attending between 3 & 9 months - Children	98	259	37.8%	50.0%	49.8%	59.8%
% of FP17s for the same patient ID Re-attending between 3 & 9 months - Adults	113	400	28.2%	38.6%	39.5%	52.1%
% of FP17s for Band 1 Urgent Courses	92	533	17.3%	11.8%	11.2%	9.2%
% of FP17s Relating to Free Repair or Replacements	0	533	0.0%	0.5%	0.5%	0.7%
% of FP17s Relating to Continuations	2	533	0.4%	0.5%	0.7%	0.8%
% of Patients satisfied with the dentistry they have received	1	1	N/A	89.8%	90.6%	93.4%
% of Patients satisfied with the time they had to wait for an appointment	1	1	N/A	84.2%	83.8%	87.6%

* This is based on patients treated on this contract for their most recent course of treatment. Figures in italics indicate the base number of FP17s or Patient Questionnaire responses are less than 100. N/A is shown where the base number of responses is less than 10 during the period. % is calculated as Quantity/Base number*100

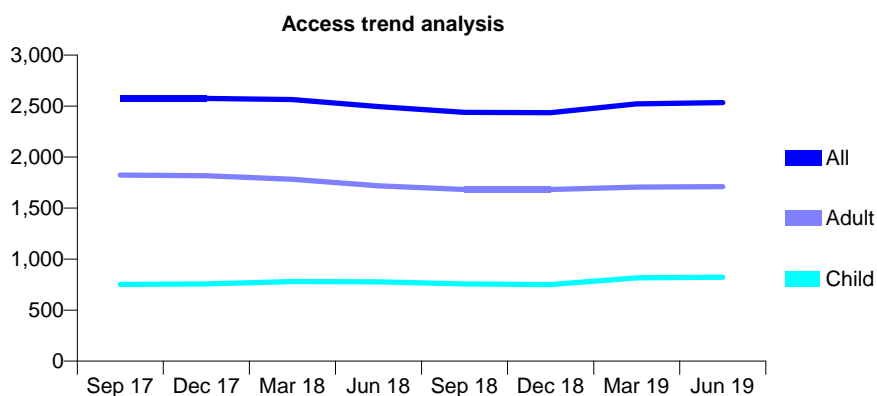
Q62 - Vital Signs At a Glance Contract Report for 160423/0001 - June 2019

Name or company name	Mr Neil Paryani & Ms Poonam Paryani
Contract type name	GDS Contract
Purpose of contract	General
Contract start date	01/01/2015
Contract end date	

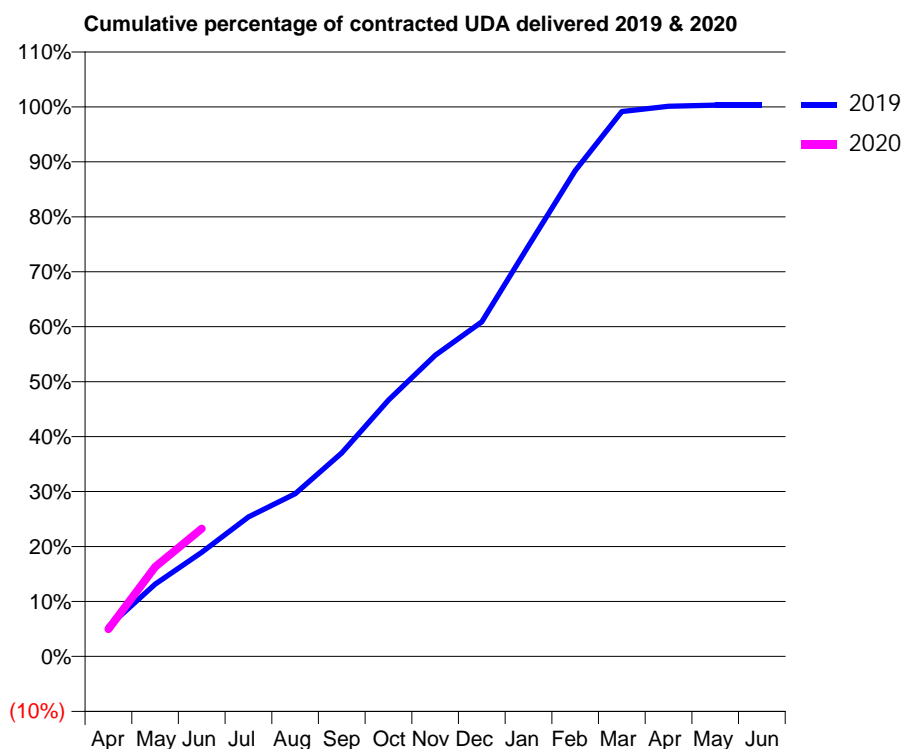
19/20 Contracted general activity (UDA)	8,179
Carry forward general activity (UDA)	0
19/20 Contracted orthodontic activity (UOA)	0
Carry forward orthodontic activity (UOA)	0
Baseline contract value	£234,700.39

ACCESS*

Patients seen in 24 months	Total	Change since previous quarter
Quarter ending June 2018	2,495	
Quarter ending September 2018	2,439	↓
Quarter ending December 2018	2,434	→
Quarter ending March 2019	2,521	↑
Quarter ending June 2019	2,534	→
Variance since June 2018	1.6%	→



ACTIVITY



Month	2019	2020
April	443	407
May	1,075	1,334
June	1,550	1,903
July	2,078	
August	2,422	
September	3,028	
October	3,814	
November	4,482	
December	4,978	
January	6,111	
February	7,229	
March	8,108	
April	8,188	
May	8,203	
June	8,203	

QUALITY

	Quantity	Base Number	Contract	AT	Region	England
% of FP17s for the same patient ID Re-attending within 3 months - Children	33	257	12.8%	10.0%	11.9%	11.4%
% of FP17s for the same patient ID Re-attending within 3 months - Adults	116	456	25.4%	16.3%	17.2%	15.4%
% of FP17s for the same patient ID Re-attending between 3 & 9 months - Children	121	257	47.1%	50.0%	49.8%	59.8%
% of FP17s for the same patient ID Re-attending between 3 & 9 months - Adults	161	456	35.3%	38.6%	39.5%	52.1%
% of FP17s for Band 1 Urgent Courses	87	664	13.1%	11.8%	11.2%	9.2%
% of FP17s Relating to Free Repair or Replacements	13	664	2.0%	0.5%	0.5%	0.7%
% of FP17s Relating to Continuations	0	664	0.0%	0.5%	0.7%	0.8%
% of Patients satisfied with the dentistry they have received	1	1	N/A	89.8%	90.6%	93.4%
% of Patients satisfied with the time they had to wait for an appointment	1	1	N/A	84.2%	83.8%	87.6%

* This is based on patients treated on this contract for their most recent course of treatment. Figures in italics indicate the base number of FP17s or Patient Questionnaire responses are less than 100. N/A is shown where the base number of responses is less than 10 during the period. % is calculated as Quantity/Base number*100

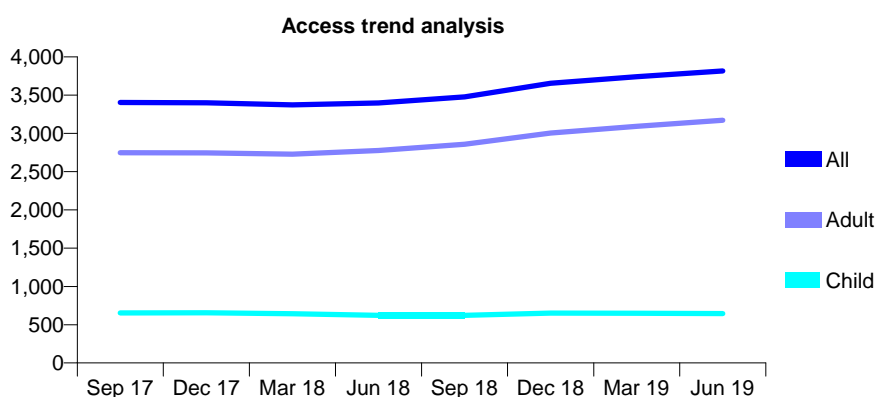
Q62 - Vital Signs At a Glance Contract Report for 161055/0001 - June 2019

Name or company name	Dental Magic (Care) Ltd
Contract type name	PDS Plus Contract
Purpose of contract	General
Contract start date	01/04/2010
Contract end date	31/03/2020

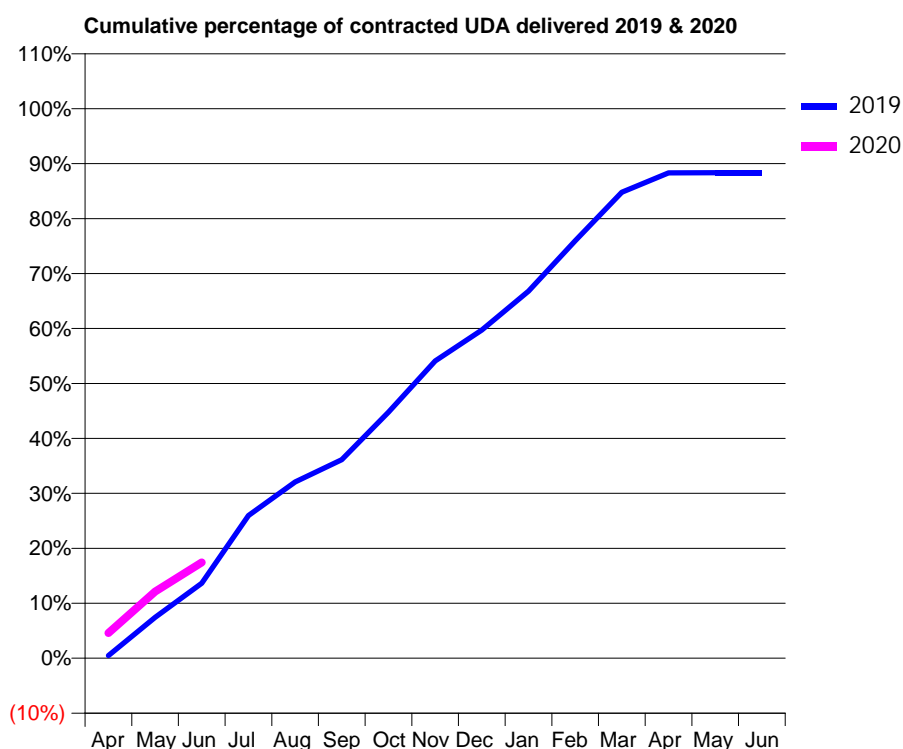
19/20 Contracted general activity (UDA)	14,779
Carry forward general activity (UDA)	0
19/20 Contracted orthodontic activity (UOA)	0
Carry forward orthodontic activity (UOA)	0
Baseline contract value	£382,662.03

ACCESS*

Patients seen in 24 months	Total	Change since previous quarter
Quarter ending June 2018	3,397	
Quarter ending September 2018	3,478	↑
Quarter ending December 2018	3,655	↑
Quarter ending March 2019	3,742	↑
Quarter ending June 2019	3,816	→
Variance since June 2018	12.3%	↑



ACTIVITY



Month	2019	2020
April	74	680
May	1,100	1,794
June	2,017	2,576
July	3,840	
August	4,740	
September	5,337	
October	6,618	
November	7,997	
December	8,826	
January	9,871	
February	11,228	
March	12,532	
April	13,052	
May	13,057	
June	13,057	

QUALITY

	Quantity	Base Number	Contract	AT	Region	England
% of FP17s for the same patient ID Re-attending within 3 months - Children	22	202	10.9%	10.0%	11.9%	11.4%
% of FP17s for the same patient ID Re-attending within 3 months - Adults	153	830	18.4%	16.3%	17.2%	15.4%
% of FP17s for the same patient ID Re-attending between 3 & 9 months - Children	104	202	51.5%	50.0%	49.8%	59.8%
% of FP17s for the same patient ID Re-attending between 3 & 9 months - Adults	310	830	37.3%	38.6%	39.5%	52.1%
% of FP17s for Band 1 Urgent Courses	143	891	16.0%	11.8%	11.2%	9.2%
% of FP17s Relating to Free Repair or Replacements	6	891	0.7%	0.5%	0.5%	0.7%
% of FP17s Relating to Continuations	4	891	0.4%	0.5%	0.7%	0.8%
% of Patients satisfied with the dentistry they have received	2	2	N/A	89.8%	90.6%	93.4%
% of Patients satisfied with the time they had to wait for an appointment	2	2	N/A	84.2%	83.8%	87.6%

* This is based on patients treated on this contract for their most recent course of treatment.

Figures in italics indicate the base number of FP17s or Patient Questionnaire responses are less than 100. N/A is shown where the base number of responses is less than 10 during the period. % is calculated as Quantity/Base number*100

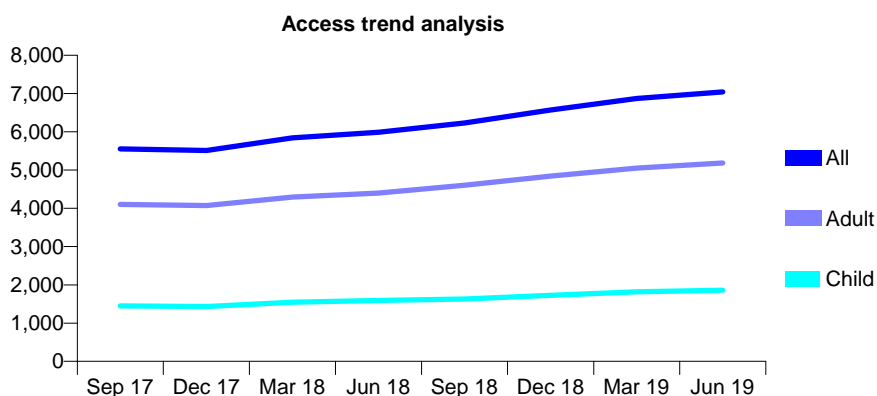
Q62 - Vital Signs At a Glance Contract Report for 164178/0001 - June 2019

Name or company name	Perfect Smile SDS
Contract type name	GDS Contract
Purpose of contract	General
Contract start date	01/01/2012
Contract end date	

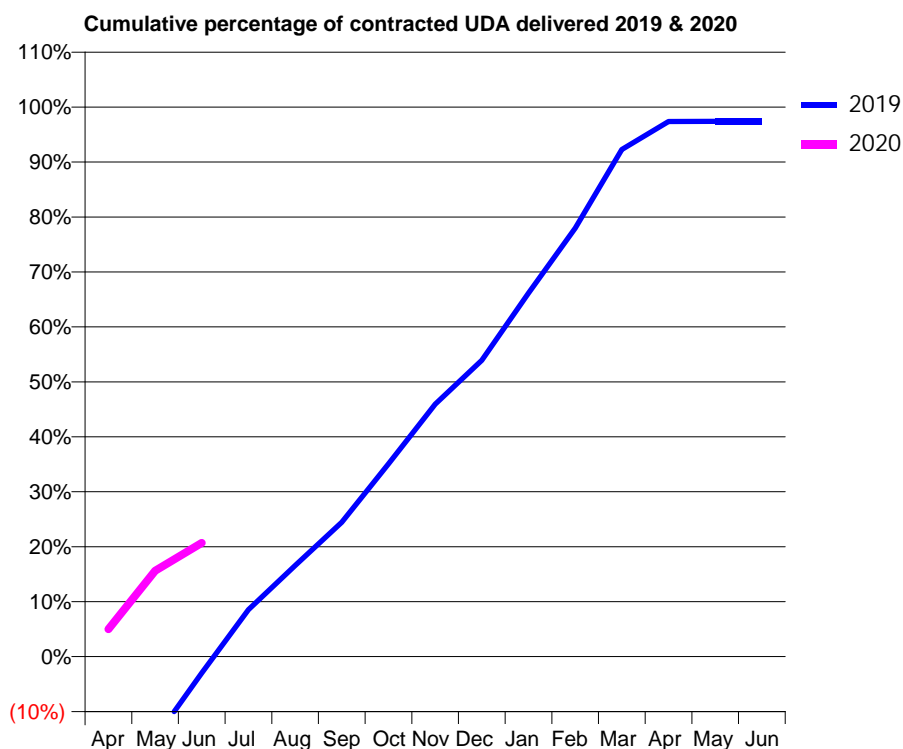
19/20 Contracted general activity (UDA)	21,240
Carry forward general activity (UDA)	0
19/20 Contracted orthodontic activity (UOA)	0
Carry forward orthodontic activity (UOA)	0
Baseline contract value	£690,997.94

ACCESS*

Patients seen in 24 months	Total	Change since previous quarter
Quarter ending June 2018	5,988	
Quarter ending September 2018	6,231	↑
Quarter ending December 2018	6,569	↑
Quarter ending March 2019	6,871	↑
Quarter ending June 2019	7,044	↑
Variance since June 2018	17.6%	↑



ACTIVITY



Month	Adjusted Scheduled Activity (UDA)	
	2019	2020
April	-4,395	1,067
May	-3,159	3,315
June	-637	4,395
July	1,815	
August	3,521	
September	5,192	
October	7,453	
November	9,760	
December	11,452	
January	14,051	
February	16,563	
March	19,600	
April	20,683	
May	20,689	
June	20,687	

QUALITY

	Quantity	Base Number	Contract	AT	Region	England
% of FP17s for the same patient ID Re-attending within 3 months - Children	65	492	13.2%	10.0%	11.9%	11.4%
% of FP17s for the same patient ID Re-attending within 3 months - Adults	248	1,365	18.2%	16.3%	17.2%	15.4%
% of FP17s for the same patient ID Re-attending between 3 & 9 months - Children	181	492	36.8%	50.0%	49.8%	59.8%
% of FP17s for the same patient ID Re-attending between 3 & 9 months - Adults	394	1,365	28.9%	38.6%	39.5%	52.1%
% of FP17s for Band 1 Urgent Courses	207	1,506	13.7%	11.8%	11.2%	9.2%
% of FP17s Relating to Free Repair or Replacements	5	1,506	0.3%	0.5%	0.5%	0.7%
% of FP17s Relating to Continuations	17	1,506	1.1%	0.5%	0.7%	0.8%
% of Patients satisfied with the dentistry they have received	3	3	N/A	89.8%	90.6%	93.4%
% of Patients satisfied with the time they had to wait for an appointment	0	3	N/A	84.2%	83.8%	87.6%

* This is based on patients treated on this contract for their most recent course of treatment. Figures in italics indicate the base number of FP17s or Patient Questionnaire responses are less than 100. N/A is shown where the base number of responses is less than 10 during the period. % is calculated as Quantity/Base number*100

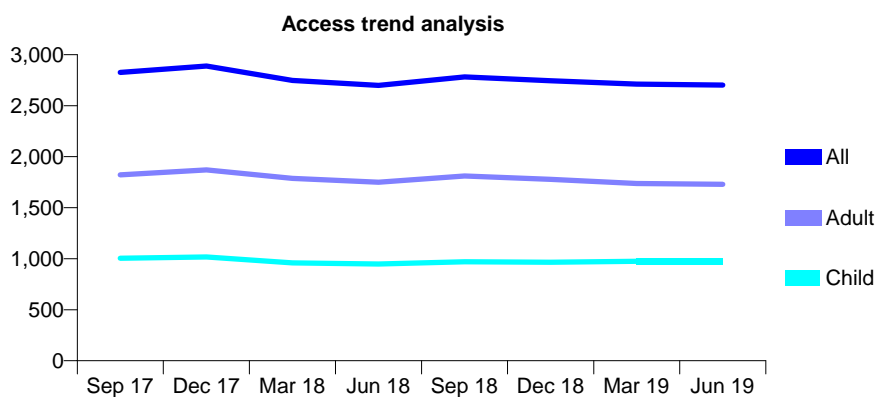
Q62 - Vital Signs At a Glance Contract Report for 164224/0001 - June 2019

Name or company name	Mr M Takhayori, Mrs P Massoudi
Contract type name	GDS Contract
Purpose of contract	General
Contract start date	01/04/2015
Contract end date	

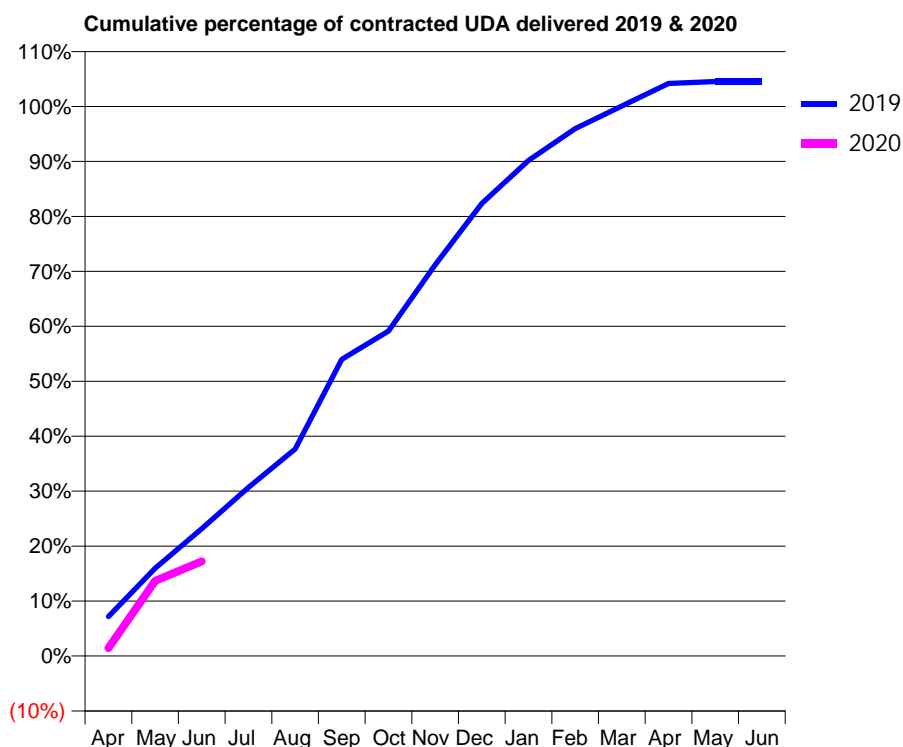
19/20 Contracted general activity (UDA)	7,991
Carry forward general activity (UDA)	0
19/20 Contracted orthodontic activity (UOA)	0
Carry forward orthodontic activity (UOA)	0
Baseline contract value	£219,657.31

ACCESS*

Patients seen in 24 months	Total	Change since previous quarter
Quarter ending June 2018	2,699	
Quarter ending September 2018	2,782	↑
Quarter ending December 2018	2,745	↓
Quarter ending March 2019	2,712	↓
Quarter ending June 2019	2,703	→
Variance since June 2018	0.1%	→



ACTIVITY



Month	Adjusted Scheduled Activity (UDA)	
	2019	2020
April	572	115
May	1,277	1,093
June	1,851	1,377
July	2,453	
August	3,010	
September	4,314	
October	4,725	
November	5,689	
December	6,580	
January	7,208	
February	7,668	
March	7,999	
April	8,326	
May	8,353	
June	8,353	

QUALITY

	Quantity	Base Number	Contract	AT	Region	England
% of FP17s for the same patient ID Re-attending within 3 months - Children	19	255	7.5%	10.0%	11.9%	11.4%
% of FP17s for the same patient ID Re-attending within 3 months - Adults	33	327	10.1%	16.3%	17.2%	15.4%
% of FP17s for the same patient ID Re-attending between 3 & 9 months - Children	78	255	30.6%	50.0%	49.8%	59.8%
% of FP17s for the same patient ID Re-attending between 3 & 9 months - Adults	115	327	35.2%	38.6%	39.5%	52.1%
% of FP17s for Band 1 Urgent Courses	33	466	7.1%	11.8%	11.2%	9.2%
% of FP17s Relating to Free Repair or Replacements	2	466	0.4%	0.5%	0.5%	0.7%
% of FP17s Relating to Continuations	7	466	1.5%	0.5%	0.7%	0.8%
% of Patients satisfied with the dentistry they have received	0	1	N/A	89.8%	90.6%	93.4%
% of Patients satisfied with the time they had to wait for an appointment	0	1	N/A	84.2%	83.8%	87.6%

* This is based on patients treated on this contract for their most recent course of treatment. Figures in italics indicate the base number of FP17s or Patient Questionnaire responses are less than 100. N/A is shown where the base number of responses is less than 10 during the period. % is calculated as Quantity/Base number*100

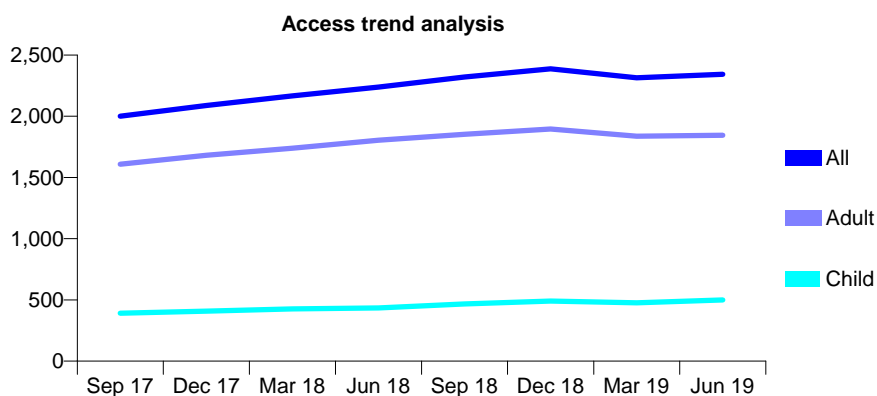
Q62 - Vital Signs At a Glance Contract Report for 165409/0001 - June 2019

Name or company name	Dr. Satinder Dhama & Dr. Sonia Dhama
Contract type name	GDS Contract
Purpose of contract	General
Contract start date	01/12/2012
Contract end date	

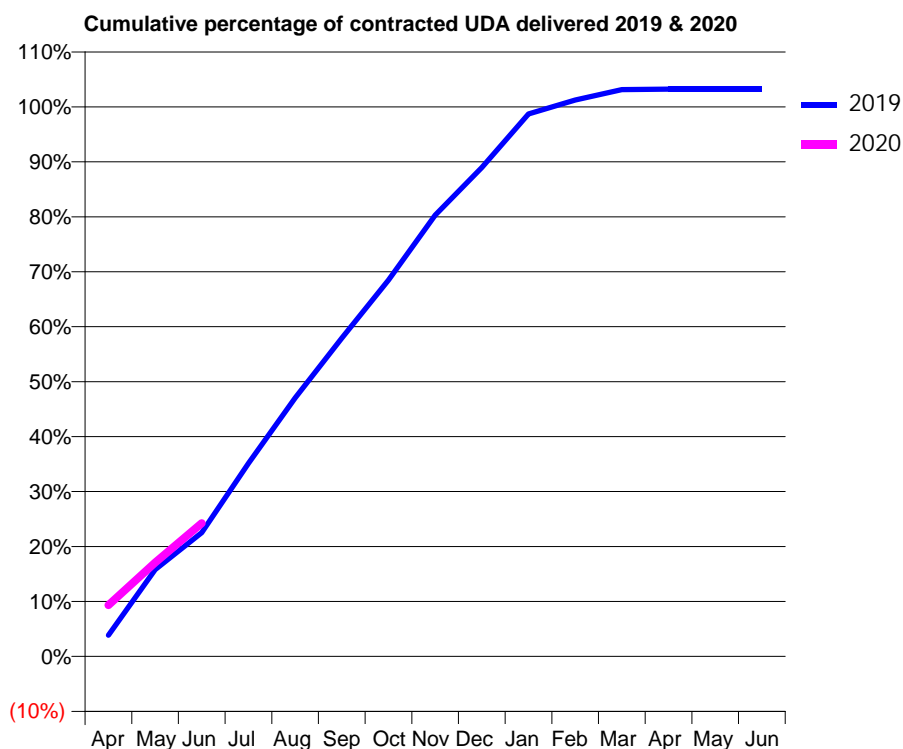
19/20 Contracted general activity (UDA)	7,042
Carry forward general activity (UDA)	0
19/20 Contracted orthodontic activity (UOA)	0
Carry forward orthodontic activity (UOA)	0
Baseline contract value	£189,643.02

ACCESS*

Patients seen in 24 months	Total	Change since previous quarter
Quarter ending June 2018	2,239	
Quarter ending September 2018	2,321	↑
Quarter ending December 2018	2,387	↑
Quarter ending March 2019	2,314	↓
Quarter ending June 2019	2,344	→
Variance since June 2018	4.7%	↑



ACTIVITY



Month	Adjusted Scheduled Activity (UDA)	
	2019	2020
April	273	658
May	1,113	1,205
June	1,586	1,707
July	2,474	
August	3,313	
September	4,077	
October	4,822	
November	5,655	
December	6,265	
January	6,950	
February	7,129	
March	7,264	
April	7,269	
May	7,269	
June	7,269	

QUALITY

	Quantity	Base Number	Contract	AT	Region	England
% of FP17s for the same patient ID Re-attending within 3 months - Children	9	187	4.8%	10.0%	11.9%	11.4%
% of FP17s for the same patient ID Re-attending within 3 months - Adults	26	377	6.9%	16.3%	17.2%	15.4%
% of FP17s for the same patient ID Re-attending between 3 & 9 months - Children	100	187	53.5%	50.0%	49.8%	59.8%
% of FP17s for the same patient ID Re-attending between 3 & 9 months - Adults	160	377	42.4%	38.6%	39.5%	52.1%
% of FP17s for Band 1 Urgent Courses	26	557	4.7%	11.8%	11.2%	9.2%
% of FP17s Relating to Free Repair or Replacements	0	557	0.0%	0.5%	0.5%	0.7%
% of FP17s Relating to Continuations	0	557	0.0%	0.5%	0.7%	0.8%
% of Patients satisfied with the dentistry they have received	1	1	N/A	89.8%	90.6%	93.4%
% of Patients satisfied with the time they had to wait for an appointment	1	1	N/A	84.2%	83.8%	87.6%

* This is based on patients treated on this contract for their most recent course of treatment. Figures in italics indicate the base number of FP17s or Patient Questionnaire responses are less than 100. N/A is shown where the base number of responses is less than 10 during the period. % is calculated as Quantity/Base number*100

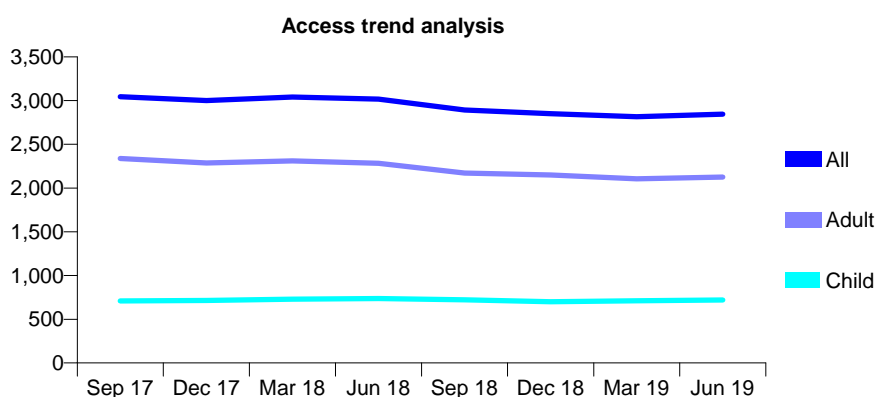
Q62 - Vital Signs At a Glance Contract Report for 165735/0001 - June 2019

Name or company name	Dr M Delahaye, Dr O Bhutta and Dr L Pada
Contract type name	GDS Contract
Purpose of contract	General
Contract start date	01/11/2011
Contract end date	

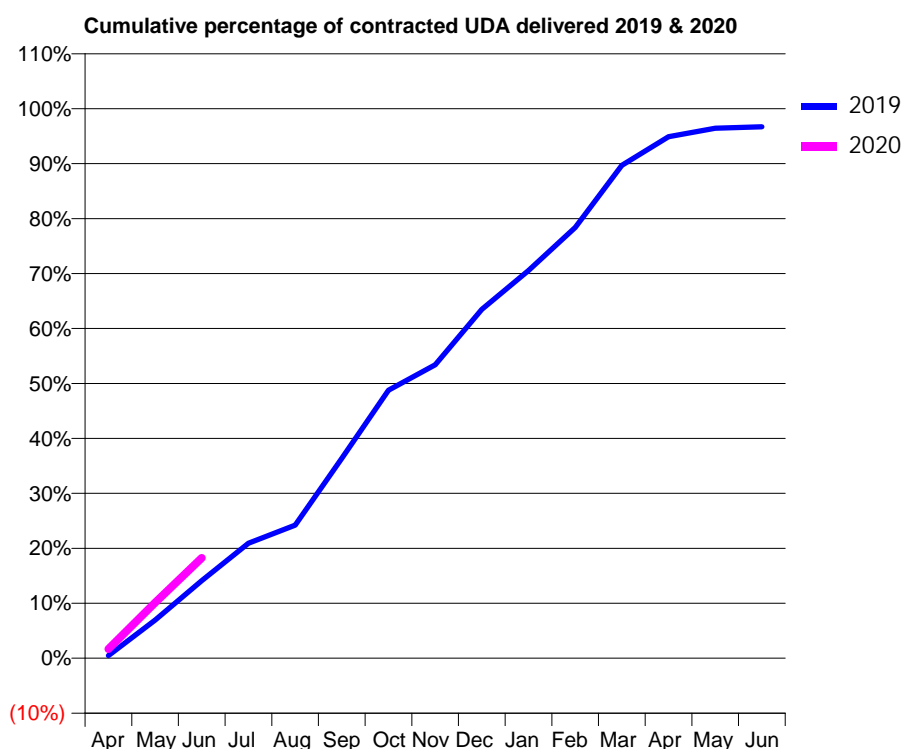
19/20 Contracted general activity (UDA)	7,365
Carry forward general activity (UDA)	0
19/20 Contracted orthodontic activity (UOA)	0
Carry forward orthodontic activity (UOA)	0
Baseline contract value	£201,352.52

ACCESS*

Patients seen in 24 months	Total	Change since previous quarter
Quarter ending June 2018	3,018	
Quarter ending September 2018	2,893	↓
Quarter ending December 2018	2,849	↓
Quarter ending March 2019	2,816	↓
Quarter ending June 2019	2,845	→
Variance since June 2018	(5.7%)	↓



ACTIVITY



Month	2019	2020
April	35	125
May	513	747
June	1,039	1,344
July	1,542	
August	1,785	
September	2,679	
October	3,592	
November	3,933	
December	4,675	
January	5,197	
February	5,774	
March	6,604	
April	6,989	
May	7,103	
June	7,121	

QUALITY

	Quantity	Base Number	Contract	AT	Region	England
% of FP17s for the same patient ID Re-attending within 3 months - Children	27	272	9.9%	10.0%	11.9%	11.4%
% of FP17s for the same patient ID Re-attending within 3 months - Adults	54	602	9.0%	16.3%	17.2%	15.4%
% of FP17s for the same patient ID Re-attending between 3 & 9 months - Children	144	272	52.9%	50.0%	49.8%	59.8%
% of FP17s for the same patient ID Re-attending between 3 & 9 months - Adults	255	602	42.4%	38.6%	39.5%	52.1%
% of FP17s for Band 1 Urgent Courses	40	638	6.3%	11.8%	11.2%	9.2%
% of FP17s Relating to Free Repair or Replacements	1	638	0.2%	0.5%	0.5%	0.7%
% of FP17s Relating to Continuations	8	638	1.3%	0.5%	0.7%	0.8%
% of Patients satisfied with the dentistry they have received	3	3	N/A	89.8%	90.6%	93.4%
% of Patients satisfied with the time they had to wait for an appointment	2	3	N/A	84.2%	83.8%	87.6%

* This is based on patients treated on this contract for their most recent course of treatment.

Figures in italics indicate the base number of FP17s or Patient Questionnaire responses are less than 100. N/A is shown where the base number of responses is less than 10 during the period. % is calculated as Quantity/Base number*100

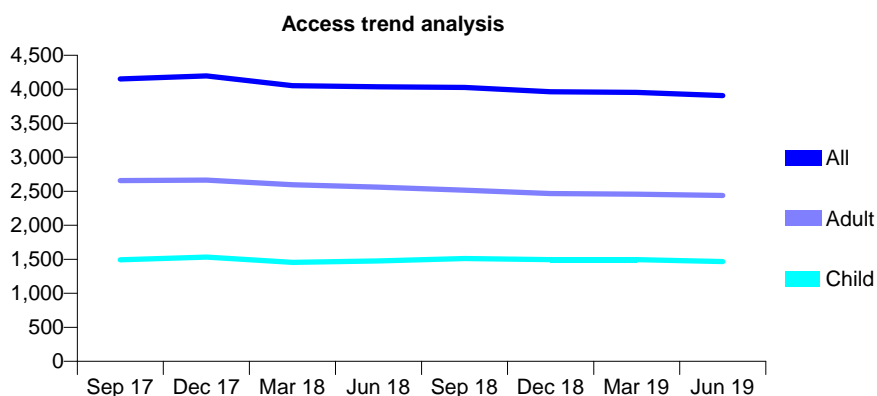
Q62 - Vital Signs At a Glance Contract Report for 166804/0001 - June 2019

Name or company name	The Neasden Dental Clinic
Contract type name	GDS Contract
Purpose of contract	General
Contract start date	01/04/2011
Contract end date	

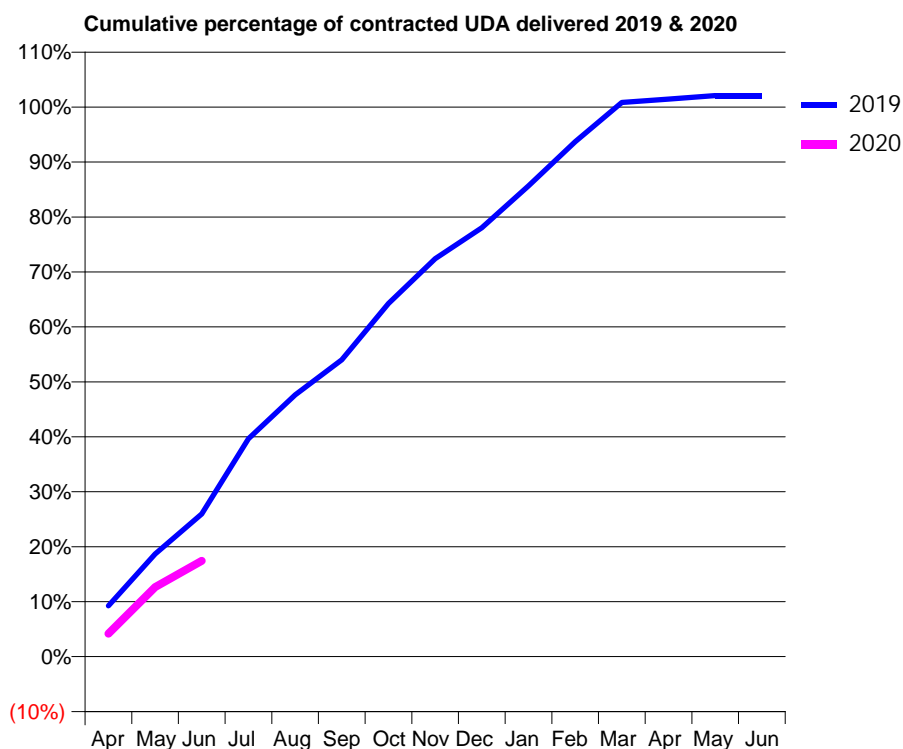
19/20 Contracted general activity (UDA)	10,922
Carry forward general activity (UDA)	0
19/20 Contracted orthodontic activity (UOA)	0
Carry forward orthodontic activity (UOA)	0
Baseline contract value	£270,682.13

ACCESS*

Patients seen in 24 months	Total	Change since previous quarter
Quarter ending June 2018	4,037	
Quarter ending September 2018	4,026	→
Quarter ending December 2018	3,963	↓
Quarter ending March 2019	3,954	→
Quarter ending June 2019	3,906	↓
Variance since June 2018	(3.2%)	↓



ACTIVITY



Month	Adjusted Scheduled Activity (UDA)	
	2019	2020
April	1,010	456
May	2,043	1,381
June	2,837	1,905
July	4,328	
August	5,200	
September	5,899	
October	7,019	
November	7,911	
December	8,522	
January	9,356	
February	10,234	
March	11,013	
April	11,080	
May	11,150	
June	11,150	

QUALITY

	Quantity	Base Number	Contract	AT	Region	England
% of FP17s for the same patient ID Re-attending within 3 months - Children	21	357	5.9%	10.0%	11.9%	11.4%
% of FP17s for the same patient ID Re-attending within 3 months - Adults	81	539	15.0%	16.3%	17.2%	15.4%
% of FP17s for the same patient ID Re-attending between 3 & 9 months - Children	178	357	49.9%	50.0%	49.8%	59.8%
% of FP17s for the same patient ID Re-attending between 3 & 9 months - Adults	197	539	36.5%	38.6%	39.5%	52.1%
% of FP17s for Band 1 Urgent Courses	81	835	9.7%	11.8%	11.2%	9.2%
% of FP17s Relating to Free Repair or Replacements	10	835	1.2%	0.5%	0.5%	0.7%
% of FP17s Relating to Continuations	5	835	0.6%	0.5%	0.7%	0.8%
% of Patients satisfied with the dentistry they have received	1	1	N/A	89.8%	90.6%	93.4%
% of Patients satisfied with the time they had to wait for an appointment	1	1	N/A	84.2%	83.8%	87.6%

* This is based on patients treated on this contract for their most recent course of treatment. Figures in italics indicate the base number of FP17s or Patient Questionnaire responses are less than 100. N/A is shown where the base number of responses is less than 10 during the period. % is calculated as Quantity/Base number*100

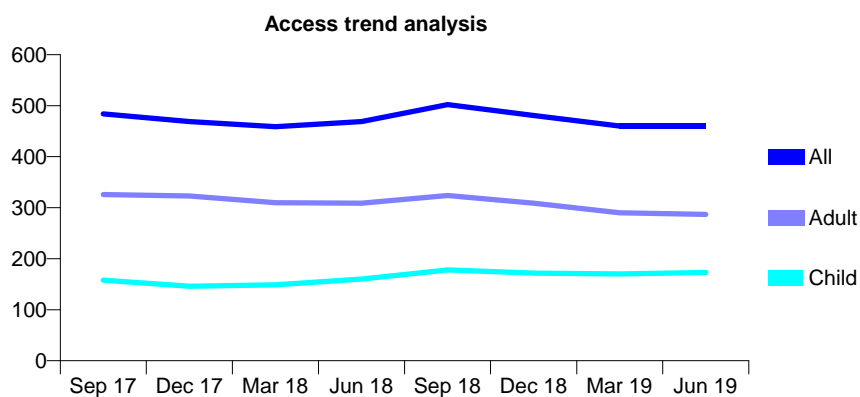
Q62 - Vital Signs At a Glance Contract Report for 168599/0001 - June 2019

Name or company name	Dental Centre 100
Contract type name	GDS Contract
Purpose of contract	General
Contract start date	01/11/2011
Contract end date	

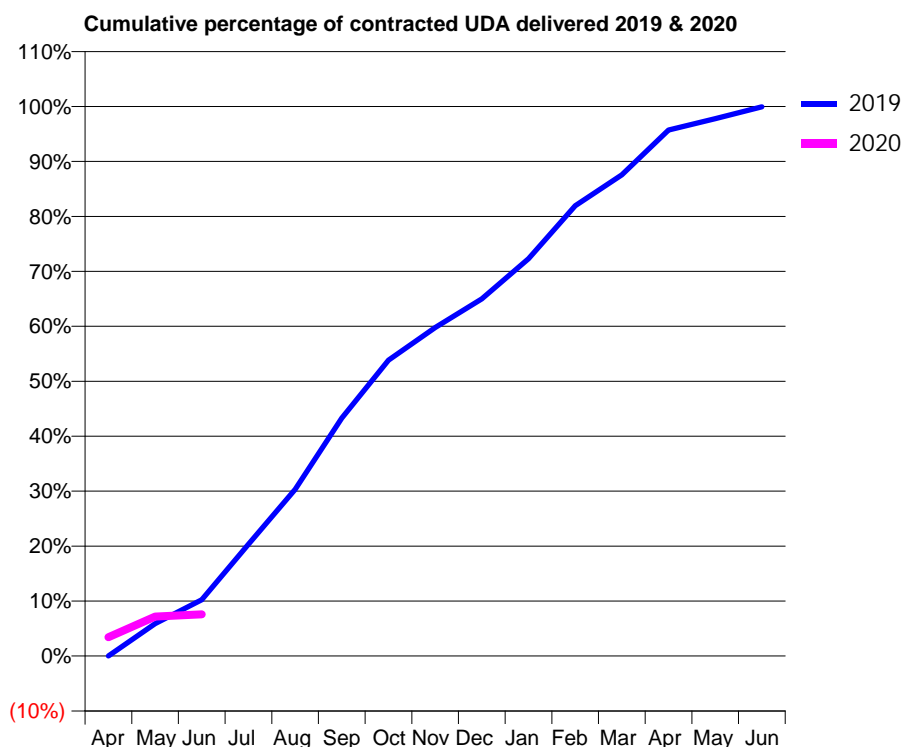
19/20 Contracted general activity (UDA)	1,876
Carry forward general activity (UDA)	0
19/20 Contracted orthodontic activity (UOA)	0
Carry forward orthodontic activity (UOA)	0
Baseline contract value	£59,097.74

ACCESS*

Patients seen in 24 months	Total	Change since previous quarter
Quarter ending June 2018	469	
Quarter ending September 2018	502	↑
Quarter ending December 2018	481	↓
Quarter ending March 2019	460	↓
Quarter ending June 2019	460	→
Variance since June 2018	(1.9%)	↓



ACTIVITY



Month	Adjusted Scheduled Activity (UDA)	
	2019	2020
April	0	65
May	111	135
June	192	142
July	382	
August	569	
September	812	
October	1,010	
November	1,121	
December	1,219	
January	1,356	
February	1,537	
March	1,643	
April	1,795	
May	1,834	
June	1,874	

QUALITY

	Quantity	Base Number	Contract	AT	Region	England
% of FP17s for the same patient ID Re-attending within 3 months - Children	4	44	9.1%	10.0%	11.9%	11.4%
% of FP17s for the same patient ID Re-attending within 3 months - Adults	10	63	15.9%	16.3%	17.2%	15.4%
% of FP17s for the same patient ID Re-attending between 3 & 9 months - Children	9	44	20.5%	50.0%	49.8%	59.8%
% of FP17s for the same patient ID Re-attending between 3 & 9 months - Adults	24	63	38.1%	38.6%	39.5%	52.1%
% of FP17s for Band 1 Urgent Courses	6	50	12.0%	11.8%	11.2%	9.2%
% of FP17s Relating to Free Repair or Replacements	0	50	0.0%	0.5%	0.5%	0.7%
% of FP17s Relating to Continuations	0	50	0.0%	0.5%	0.7%	0.8%
% of Patients satisfied with the dentistry they have received	0	1	N/A	89.8%	90.6%	93.4%
% of Patients satisfied with the time they had to wait for an appointment	1	1	N/A	84.2%	83.8%	87.6%

* This is based on patients treated on this contract for their most recent course of treatment. Figures in italics indicate the base number of FP17s or Patient Questionnaire responses are less than 100. N/A is shown where the base number of responses is less than 10 during the period. % is calculated as Quantity/Base number*100

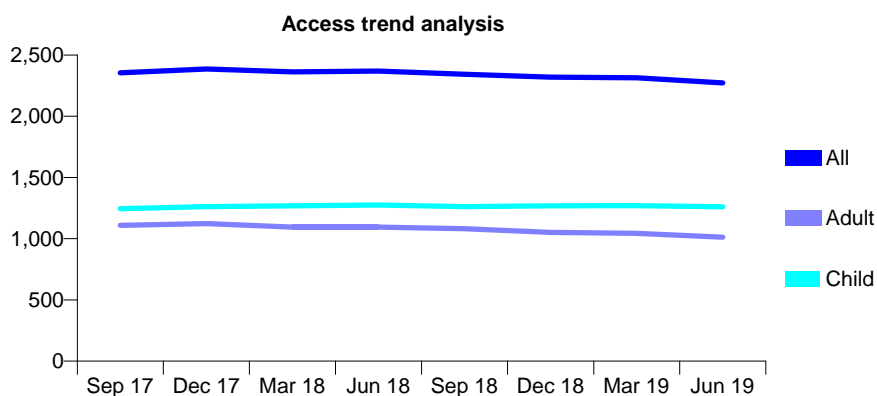
Q62 - Vital Signs At a Glance Contract Report for 168823/0001 - June 2019

Name or company name	MR JJ LAI
Contract type name	GDS Contract
Purpose of contract	General
Contract start date	01/11/2015
Contract end date	

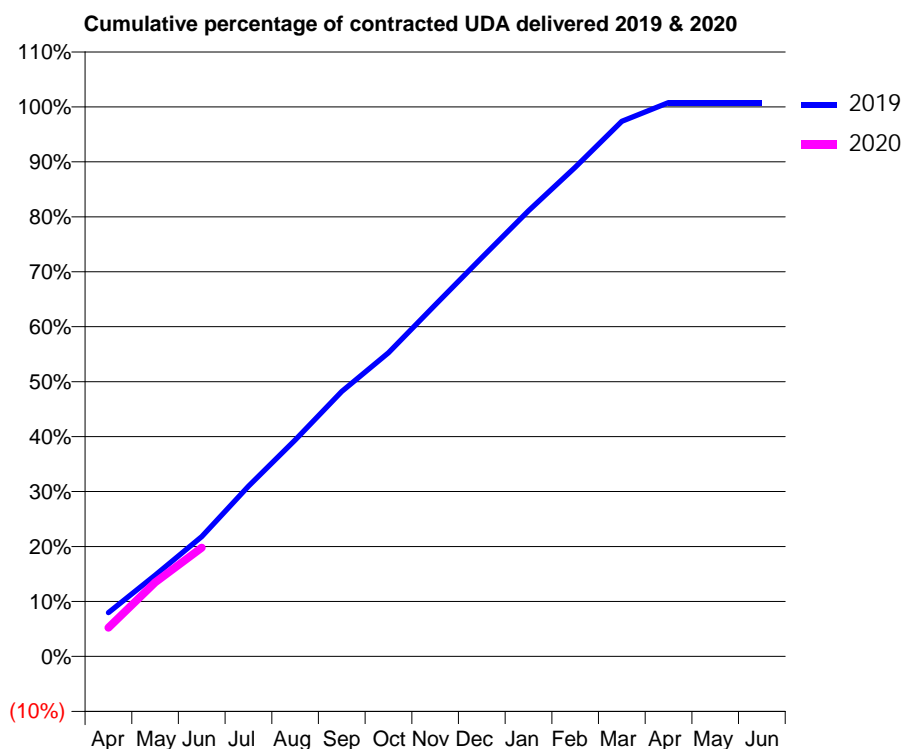
19/20 Contracted general activity (UDA)	7,635
Carry forward general activity (UDA)	0
19/20 Contracted orthodontic activity (UOA)	0
Carry forward orthodontic activity (UOA)	0
Baseline contract value	£207,454.13

ACCESS*

Patients seen in 24 months	Total	Change since previous quarter
Quarter ending June 2018	2,370	
Quarter ending September 2018	2,343	↓
Quarter ending December 2018	2,320	→
Quarter ending March 2019	2,314	→
Quarter ending June 2019	2,273	↓
Variance since June 2018	(4.1%)	↓



ACTIVITY



Month	2019	2020
April	609	399
May	1,130	1,029
June	1,664	1,511
July	2,364	
August	3,008	
September	3,680	
October	4,219	
November	4,883	
December	5,541	
January	6,191	
February	6,795	
March	7,435	
April	7,694	
May	7,694	
June	7,694	

QUALITY

	Quantity	Base Number	Contract	AT	Region	England
% of FP17s for the same patient ID Re-attending within 3 months - Children	18	320	5.6%	10.0%	11.9%	11.4%
% of FP17s for the same patient ID Re-attending within 3 months - Adults	23	196	11.7%	16.3%	17.2%	15.4%
% of FP17s for the same patient ID Re-attending between 3 & 9 months - Children	141	320	44.1%	50.0%	49.8%	59.8%
% of FP17s for the same patient ID Re-attending between 3 & 9 months - Adults	65	196	33.2%	38.6%	39.5%	52.1%
% of FP17s for Band 1 Urgent Courses	7	453	1.5%	11.8%	11.2%	9.2%
% of FP17s Relating to Free Repair or Replacements	0	453	0.0%	0.5%	0.5%	0.7%
% of FP17s Relating to Continuations	11	453	2.4%	0.5%	0.7%	0.8%
% of Patients satisfied with the dentistry they have received	0	0	N/A	89.8%	90.6%	93.4%
% of Patients satisfied with the time they had to wait for an appointment	0	0	N/A	84.2%	83.8%	87.6%

* This is based on patients treated on this contract for their most recent course of treatment. Figures in italics indicate the base number of FP17s or Patient Questionnaire responses are less than 100. N/A is shown where the base number of responses is less than 10 during the period. % is calculated as Quantity/Base number*100

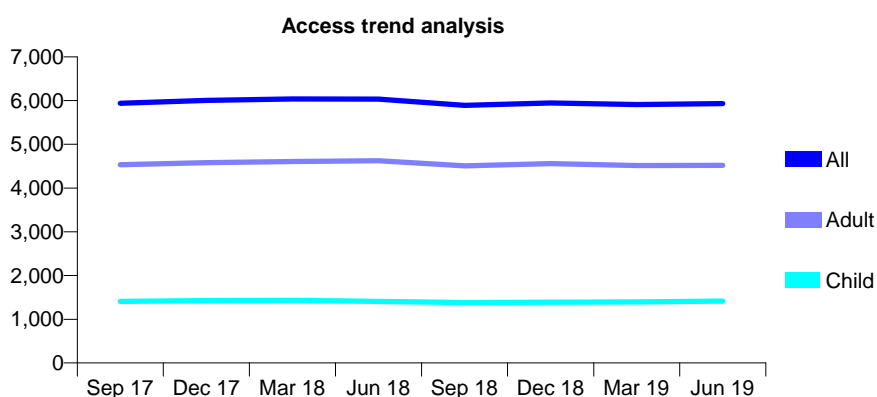
Q62 - Vital Signs At a Glance Contract Report for 169455/0001 - June 2019

Name or company name	Preeman Limited Smile For Life Dental Clin
Contract type name	GDS Contract
Purpose of contract	General
Contract start date	01/04/2011
Contract end date	

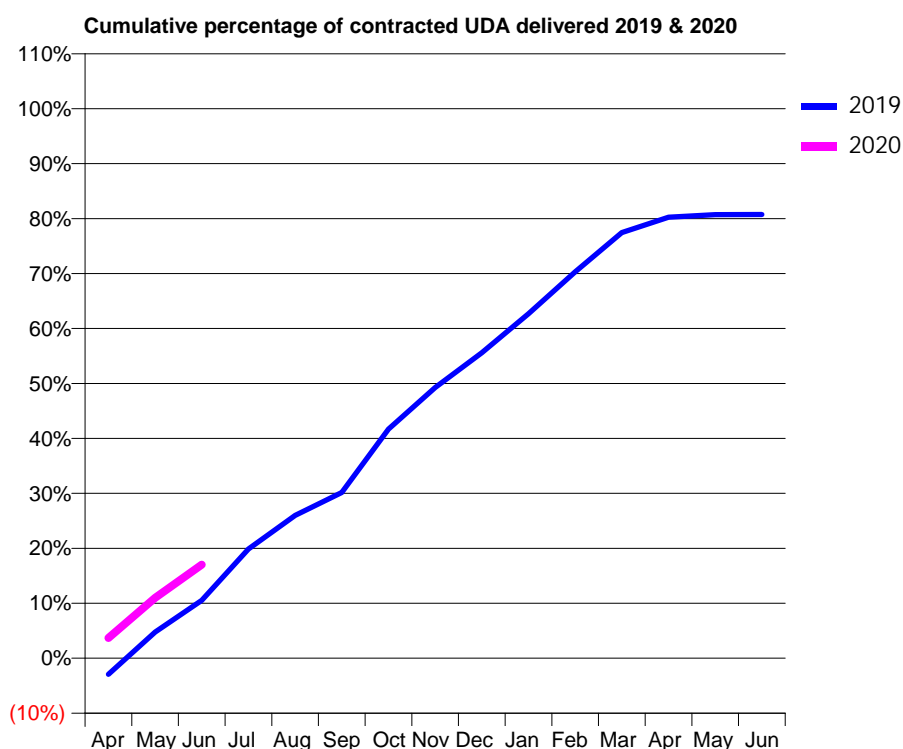
19/20 Contracted general activity (UDA)	25,000
Carry forward general activity (UDA)	0
19/20 Contracted orthodontic activity (UOA)	0
Carry forward orthodontic activity (UOA)	0
Baseline contract value	£710,544.35

ACCESS*

Patients seen in 24 months	Total	Change since previous quarter
Quarter ending June 2018	6,034	
Quarter ending September 2018	5,890	↓
Quarter ending December 2018	5,946	→
Quarter ending March 2019	5,911	→
Quarter ending June 2019	5,931	→
Variance since June 2018	(1.7%)	↓



ACTIVITY



Month	2019	2020
April	-736	917
May	1,194	2,751
June	2,630	4,256
July	4,975	
August	6,503	
September	7,535	
October	10,423	
November	12,318	
December	13,895	
January	15,672	
February	17,579	
March	19,361	
April	20,061	
May	20,173	
June	20,185	

QUALITY

	Quantity	Base Number	Contract	AT	Region	England
% of FP17s for the same patient ID Re-attending within 3 months - Children	27	452	6.0%	10.0%	11.9%	11.4%
% of FP17s for the same patient ID Re-attending within 3 months - Adults	107	1,057	10.1%	16.3%	17.2%	15.4%
% of FP17s for the same patient ID Re-attending between 3 & 9 months - Children	252	452	55.8%	50.0%	49.8%	59.8%
% of FP17s for the same patient ID Re-attending between 3 & 9 months - Adults	445	1,057	42.1%	38.6%	39.5%	52.1%
% of FP17s for Band 1 Urgent Courses	23	1,291	1.8%	11.8%	11.2%	9.2%
% of FP17s Relating to Free Repair or Replacements	8	1,291	0.6%	0.5%	0.5%	0.7%
% of FP17s Relating to Continuations	16	1,291	1.2%	0.5%	0.7%	0.8%
% of Patients satisfied with the dentistry they have received	4	4	N/A	89.8%	90.6%	93.4%
% of Patients satisfied with the time they had to wait for an appointment	4	4	N/A	84.2%	83.8%	87.6%

* This is based on patients treated on this contract for their most recent course of treatment.

Figures in italics indicate the base number of FP17s or Patient Questionnaire responses are less than 100. N/A is shown where the base number of responses is less than 10 during the period. % is calculated as Quantity/Base number*100

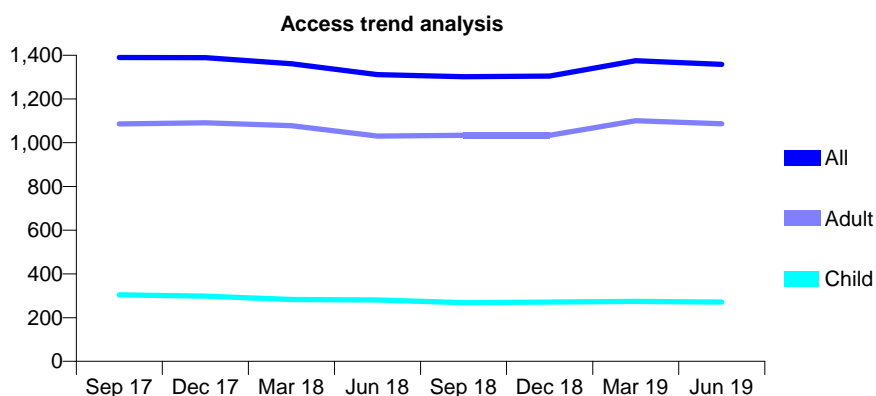
Q62 - Vital Signs At a Glance Contract Report for 171085/0001 - June 2019

Name or company name	Mr B K Vekeria & Mr A Ullah Sheikh
Contract type name	GDS Contract
Purpose of contract	General
Contract start date	01/12/2010
Contract end date	

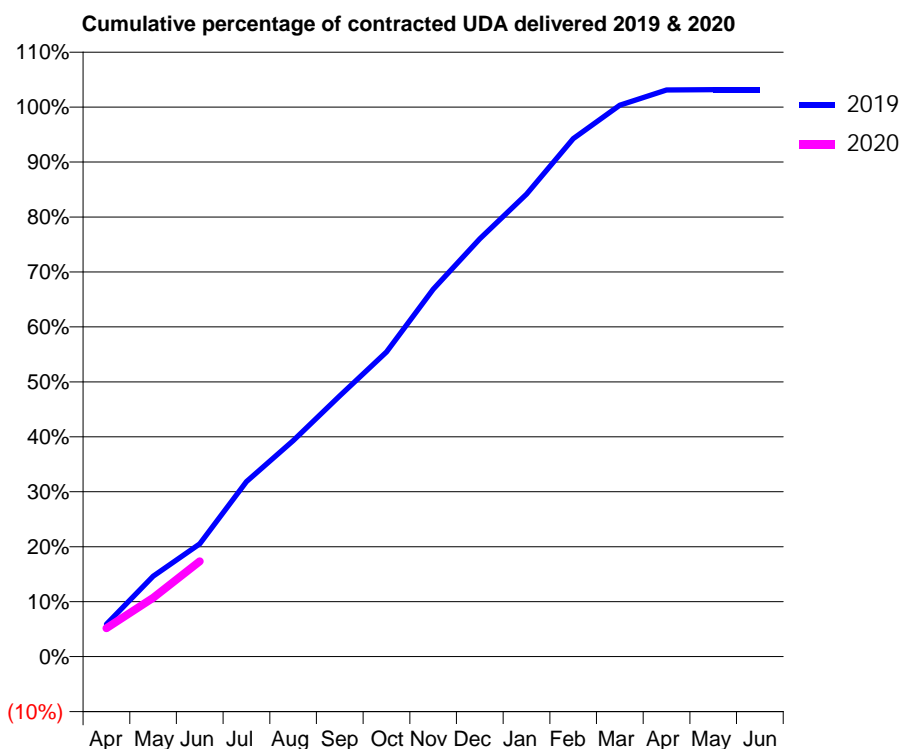
19/20 Contracted general activity (UDA)	4,341
Carry forward general activity (UDA)	0
19/20 Contracted orthodontic activity (UOA)	0
Carry forward orthodontic activity (UOA)	0
Baseline contract value	£104,418.64

ACCESS*

Patients seen in 24 months	Total	Change since previous quarter
Quarter ending June 2018	1,311	
Quarter ending September 2018	1,302	→
Quarter ending December 2018	1,305	→
Quarter ending March 2019	1,375	↑
Quarter ending June 2019	1,358	↓
Variance since June 2018	3.6%	↑



ACTIVITY



Month	Adjusted Scheduled Activity (UDA)	
	2019	2020
April	256	225
May	636	465
June	890	753
July	1,383	
August	1,706	
September	2,060	
October	2,406	
November	2,902	
December	3,300	
January	3,653	
February	4,092	
March	4,356	
April	4,476	
May	4,479	
June	4,479	

QUALITY

	Quantity	Base Number	Contract	AT	Region	England
% of FP17s for the same patient ID Re-attending within 3 months - Children	7	68	10.3%	10.0%	11.9%	11.4%
% of FP17s for the same patient ID Re-attending within 3 months - Adults	43	240	17.9%	16.3%	17.2%	15.4%
% of FP17s for the same patient ID Re-attending between 3 & 9 months - Children	33	68	48.5%	50.0%	49.8%	59.8%
% of FP17s for the same patient ID Re-attending between 3 & 9 months - Adults	79	240	32.9%	38.6%	39.5%	52.1%
% of FP17s for Band 1 Urgent Courses	33	267	12.4%	11.8%	11.2%	9.2%
% of FP17s Relating to Free Repair or Replacements	0	267	0.0%	0.5%	0.5%	0.7%
% of FP17s Relating to Continuations	0	267	0.0%	0.5%	0.7%	0.8%
% of Patients satisfied with the dentistry they have received	1	1	N/A	89.8%	90.6%	93.4%
% of Patients satisfied with the time they had to wait for an appointment	1	1	N/A	84.2%	83.8%	87.6%

* This is based on patients treated on this contract for their most recent course of treatment. Figures in italics indicate the base number of FP17s or Patient Questionnaire responses are less than 100. N/A is shown where the base number of responses is less than 10 during the period. % is calculated as Quantity/Base number*100

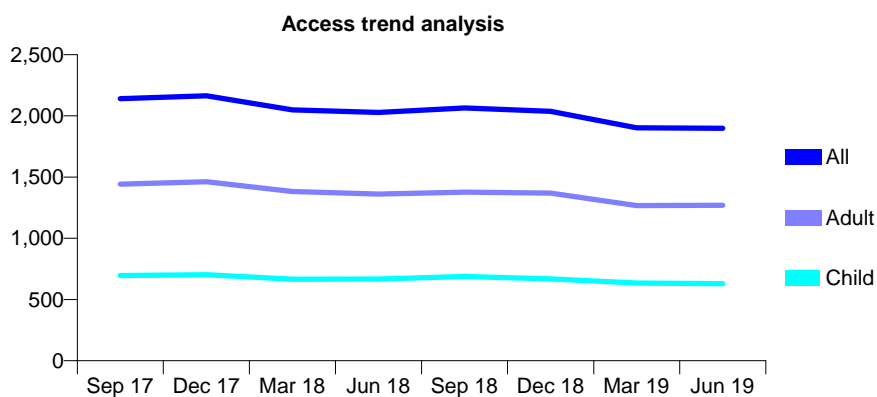
Q62 - Vital Signs At a Glance Contract Report for 172073/0001 - June 2019

Name or company name	Dr Gregory Lai & Dr Nicholas Lai & Associa
Contract type name	GDS Contract
Purpose of contract	General
Contract start date	01/06/2015
Contract end date	

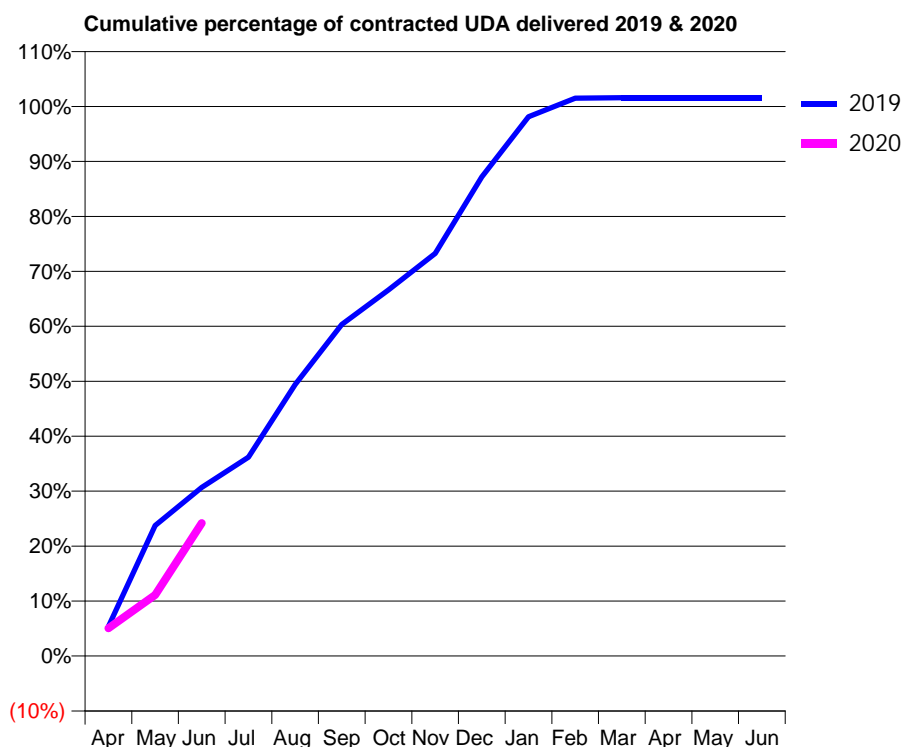
19/20 Contracted general activity (UDA)	8,888
Carry forward general activity (UDA)	0
19/20 Contracted orthodontic activity (UOA)	0
Carry forward orthodontic activity (UOA)	0
Baseline contract value	£269,568.31

ACCESS*

Patients seen in 24 months	Total	Change since previous quarter
Quarter ending June 2018	2,028	
Quarter ending September 2018	2,065	→
Quarter ending December 2018	2,038	↓
Quarter ending March 2019	1,902	↓
Quarter ending June 2019	1,899	→
Variance since June 2018	(6.4%)	↓



ACTIVITY



Month	Adjusted Scheduled Activity (UDA)	
	2019	2020
April	477	450
May	2,111	989
June	2,727	2,149
July	3,218	
August	4,392	
September	5,363	
October	5,922	
November	6,511	
December	7,748	
January	8,721	
February	9,021	
March	9,030	
April	9,030	
May	9,030	
June	9,030	

QUALITY

	Quantity	Base Number	Contract	AT	Region	England
% of FP17s for the same patient ID Re-attending within 3 months - Children	4	110	3.6%	10.0%	11.9%	11.4%
% of FP17s for the same patient ID Re-attending within 3 months - Adults	12	263	4.6%	16.3%	17.2%	15.4%
% of FP17s for the same patient ID Re-attending between 3 & 9 months - Children	34	110	30.9%	50.0%	49.8%	59.8%
% of FP17s for the same patient ID Re-attending between 3 & 9 months - Adults	84	263	31.9%	38.6%	39.5%	52.1%
% of FP17s for Band 1 Urgent Courses	4	373	1.1%	11.8%	11.2%	9.2%
% of FP17s Relating to Free Repair or Replacements	0	373	0.0%	0.5%	0.5%	0.7%
% of FP17s Relating to Continuations	0	373	0.0%	0.5%	0.7%	0.8%
% of Patients satisfied with the dentistry they have received	0	0	N/A	89.8%	90.6%	93.4%
% of Patients satisfied with the time they had to wait for an appointment	0	0	N/A	84.2%	83.8%	87.6%

* This is based on patients treated on this contract for their most recent course of treatment. Figures in italics indicate the base number of FP17s or Patient Questionnaire responses are less than 100. N/A is shown where the base number of responses is less than 10 during the period. % is calculated as Quantity/Base number*100

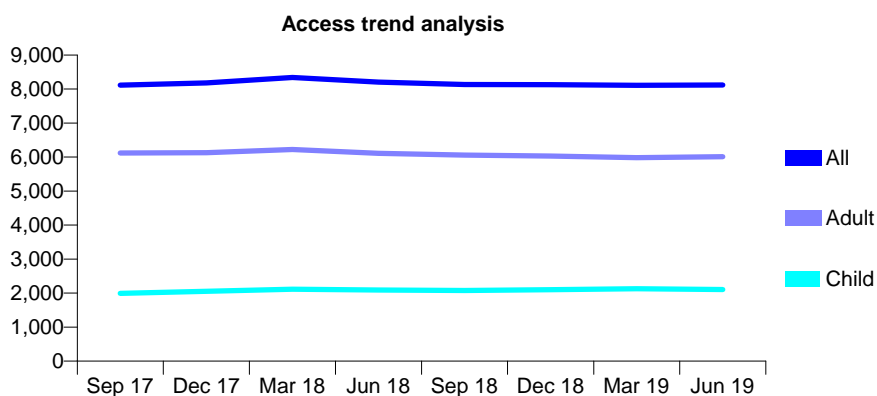
Q62 - Vital Signs At a Glance Contract Report for 173991/0001 - June 2019

Name or company name	Dr A.T. Brown & Dr. P. Bopanna
Contract type name	GDS Contract
Purpose of contract	General
Contract start date	01/01/2013
Contract end date	

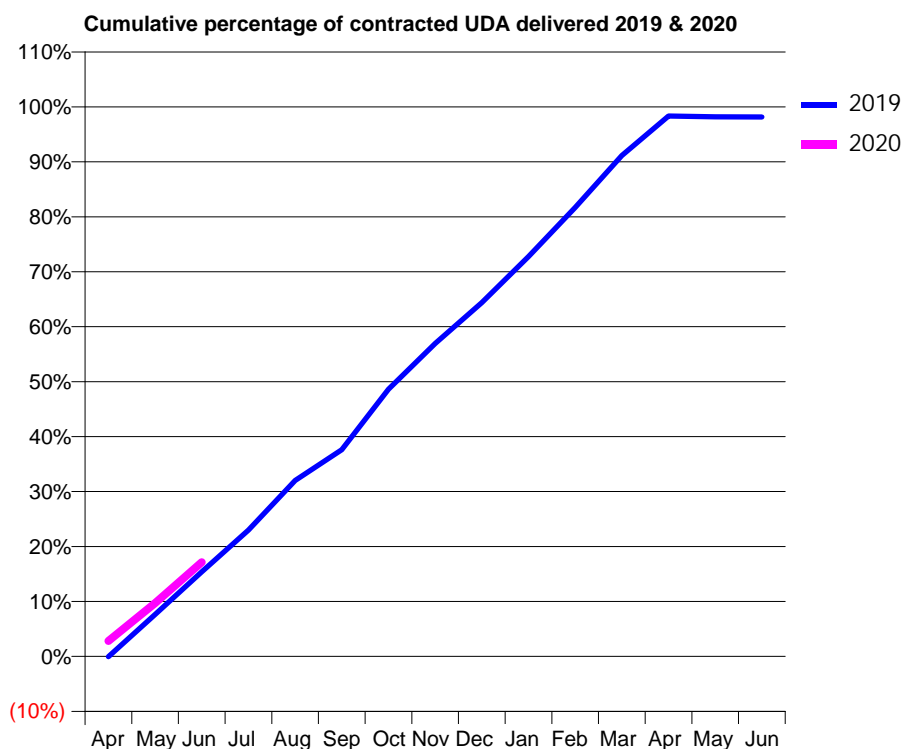
19/20 Contracted general activity (UDA)	19,896
Carry forward general activity (UDA)	0
19/20 Contracted orthodontic activity (UOA)	0
Carry forward orthodontic activity (UOA)	0
Baseline contract value	£567,422.41

ACCESS*

Patients seen in 24 months	Total	Change since previous quarter
Quarter ending June 2018	8,205	
Quarter ending September 2018	8,135	→
Quarter ending December 2018	8,130	→
Quarter ending March 2019	8,112	→
Quarter ending June 2019	8,120	→
Variance since June 2018	(1.0%)	↓



ACTIVITY



Adjusted Scheduled Activity (UDA)		
Month	2019	2020
April	-12	557
May	1,521	1,934
June	3,065	3,409
July	4,577	
August	6,371	
September	7,480	
October	9,673	
November	11,330	
December	12,806	
January	14,478	
February	16,256	
March	18,133	
April	19,568	
May	19,539	
June	19,527	

QUALITY

	Quantity	Base Number	Contract	AT	Region	England
% of FP17s for the same patient ID Re-attending within 3 months - Children	95	745	12.8%	10.0%	11.9%	11.4%
% of FP17s for the same patient ID Re-attending within 3 months - Adults	368	1,768	20.8%	16.3%	17.2%	15.4%
% of FP17s for the same patient ID Re-attending between 3 & 9 months - Children	401	745	53.8%	50.0%	49.8%	59.8%
% of FP17s for the same patient ID Re-attending between 3 & 9 months - Adults	755	1,768	42.7%	38.6%	39.5%	52.1%
% of FP17s for Band 1 Urgent Courses	331	1,728	19.2%	11.8%	11.2%	9.2%
% of FP17s Relating to Free Repair or Replacements	21	1,728	1.2%	0.5%	0.5%	0.7%
% of FP17s Relating to Continuations	9	1,728	0.5%	0.5%	0.7%	0.8%
% of Patients satisfied with the dentistry they have received	1	1	N/A	89.8%	90.6%	93.4%
% of Patients satisfied with the time they had to wait for an appointment	1	1	N/A	84.2%	83.8%	87.6%

* This is based on patients treated on this contract for their most recent course of treatment. Figures in italics indicate the base number of FP17s or Patient Questionnaire responses are less than 100. N/A is shown where the base number of responses is less than 10 during the period. % is calculated as Quantity/Base number*100

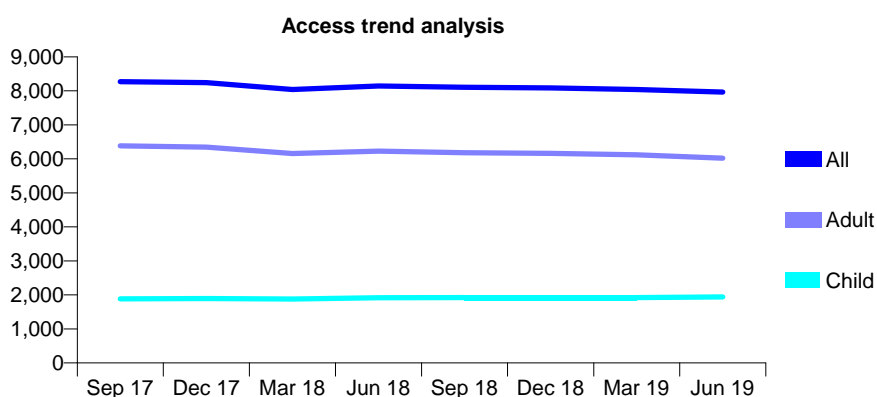
Q62 - Vital Signs At a Glance Contract Report for 174017/0001 - June 2019

Name or company name	Gupta and Lakhanpaul
Contract type name	GDS Contract
Purpose of contract	General
Contract start date	01/01/2012
Contract end date	

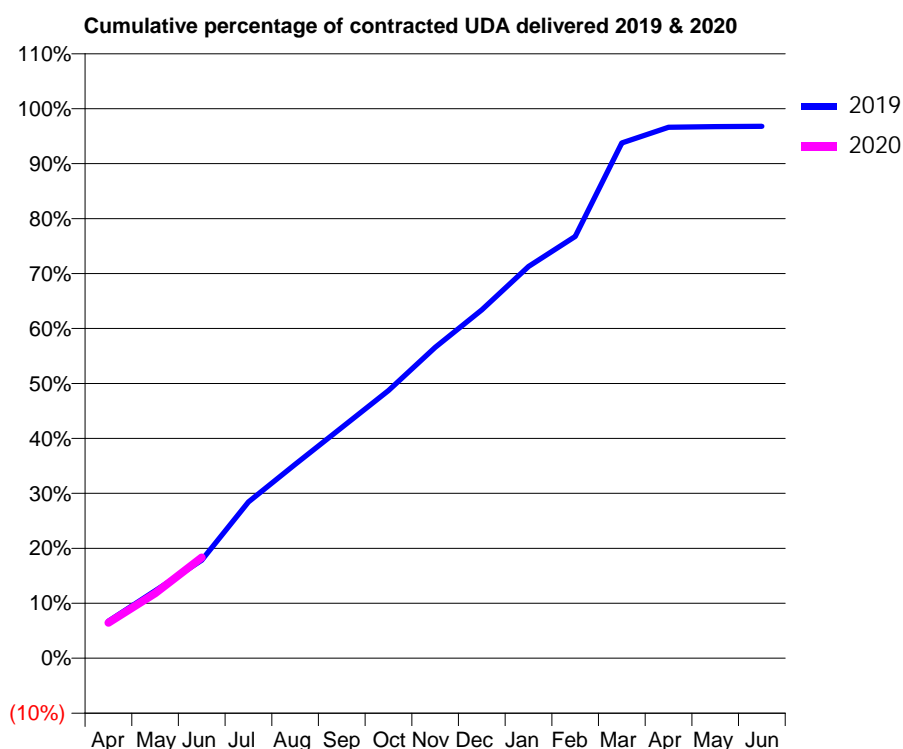
19/20 Contracted general activity (UDA)	22,787
Carry forward general activity (UDA)	0
19/20 Contracted orthodontic activity (UOA)	0
Carry forward orthodontic activity (UOA)	0
Baseline contract value	£636,395.97

ACCESS*

Patients seen in 24 months	Total	Change since previous quarter
Quarter ending June 2018	8,145	
Quarter ending September 2018	8,103	→
Quarter ending December 2018	8,087	→
Quarter ending March 2019	8,043	→
Quarter ending June 2019	7,963	→
Variance since June 2018	(2.2%)	↓



ACTIVITY



Month	2019	2020
April	1,540	1,471
May	2,803	2,688
June	4,068	4,177
July	6,480	
August	8,036	
September	9,570	
October	11,098	
November	12,894	
December	14,447	
January	16,242	
February	17,485	
March	21,365	
April	22,018	
May	22,039	
June	22,056	

QUALITY

	Quantity	Base Number	Contract	AT	Region	England
% of FP17s for the same patient ID Re-attending within 3 months - Children	38	589	6.5%	10.0%	11.9%	11.4%
% of FP17s for the same patient ID Re-attending within 3 months - Adults	137	1,359	10.1%	16.3%	17.2%	15.4%
% of FP17s for the same patient ID Re-attending between 3 & 9 months - Children	288	589	48.9%	50.0%	49.8%	59.8%
% of FP17s for the same patient ID Re-attending between 3 & 9 months - Adults	606	1,359	44.6%	38.6%	39.5%	52.1%
% of FP17s for Band 1 Urgent Courses	129	1,706	7.6%	11.8%	11.2%	9.2%
% of FP17s Relating to Free Repair or Replacements	2	1,706	0.1%	0.5%	0.5%	0.7%
% of FP17s Relating to Continuations	6	1,706	0.4%	0.5%	0.7%	0.8%
% of Patients satisfied with the dentistry they have received	1	1	N/A	89.8%	90.6%	93.4%
% of Patients satisfied with the time they had to wait for an appointment	1	1	N/A	84.2%	83.8%	87.6%

* This is based on patients treated on this contract for their most recent course of treatment.

Figures in italics indicate the base number of FP17s or Patient Questionnaire responses are less than 100. N/A is shown where the base number of responses is less than 10 during the period. % is calculated as Quantity/Base number*100

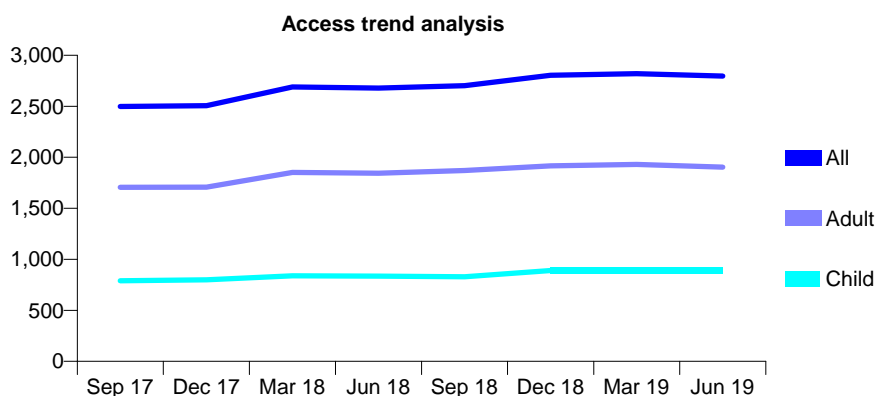
Q62 - Vital Signs At a Glance Contract Report for 174351/0001 - June 2019

Name or company name	Dr Kishan Patel, Dr Jinesh Vaghela, and Dr
Contract type name	GDS Contract
Purpose of contract	General
Contract start date	01/01/2013
Contract end date	

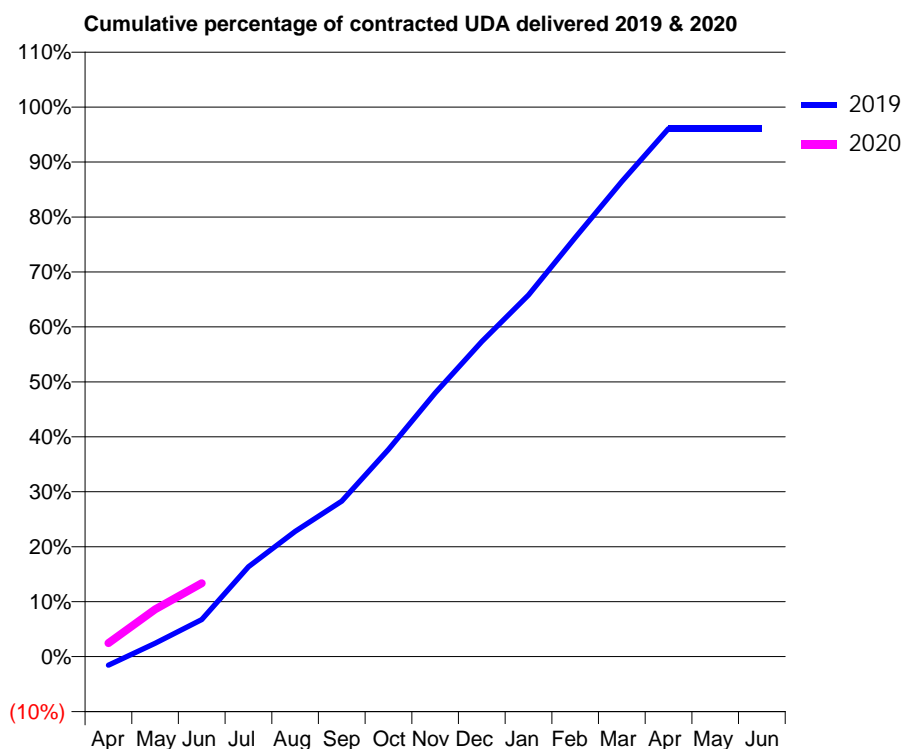
19/20 Contracted general activity (UDA)	7,275
Carry forward general activity (UDA)	0
19/20 Contracted orthodontic activity (UOA)	0
Carry forward orthodontic activity (UOA)	0
Baseline contract value	£210,511.38

ACCESS*

Patients seen in 24 months	Total	Change since previous quarter
Quarter ending June 2018	2,679	
Quarter ending September 2018	2,701	→
Quarter ending December 2018	2,805	↑
Quarter ending March 2019	2,819	→
Quarter ending June 2019	2,795	→
Variance since June 2018	4.3%	↑



ACTIVITY



Month	Adjusted Scheduled Activity (UDA)	
	2019	2020
April	-114	179
May	178	625
June	490	972
July	1,190	
August	1,659	
September	2,058	
October	2,743	
November	3,491	
December	4,171	
January	4,786	
February	5,548	
March	6,289	
April	6,990	
May	6,991	
June	6,991	

QUALITY

	Quantity	Base Number	Contract	AT	Region	England
% of FP17s for the same patient ID Re-attending within 3 months - Children	32	296	10.8%	10.0%	11.9%	11.4%
% of FP17s for the same patient ID Re-attending within 3 months - Adults	96	512	18.8%	16.3%	17.2%	15.4%
% of FP17s for the same patient ID Re-attending between 3 & 9 months - Children	147	296	49.7%	50.0%	49.8%	59.8%
% of FP17s for the same patient ID Re-attending between 3 & 9 months - Adults	205	512	40.0%	38.6%	39.5%	52.1%
% of FP17s for Band 1 Urgent Courses	51	434	11.8%	11.8%	11.2%	9.2%
% of FP17s Relating to Free Repair or Replacements	4	434	0.9%	0.5%	0.5%	0.7%
% of FP17s Relating to Continuations	4	434	0.9%	0.5%	0.7%	0.8%
% of Patients satisfied with the dentistry they have received	2	2	N/A	89.8%	90.6%	93.4%
% of Patients satisfied with the time they had to wait for an appointment	2	2	N/A	84.2%	83.8%	87.6%

* This is based on patients treated on this contract for their most recent course of treatment. Figures in italics indicate the base number of FP17s or Patient Questionnaire responses are less than 100. N/A is shown where the base number of responses is less than 10 during the period. % is calculated as Quantity/Base number*100

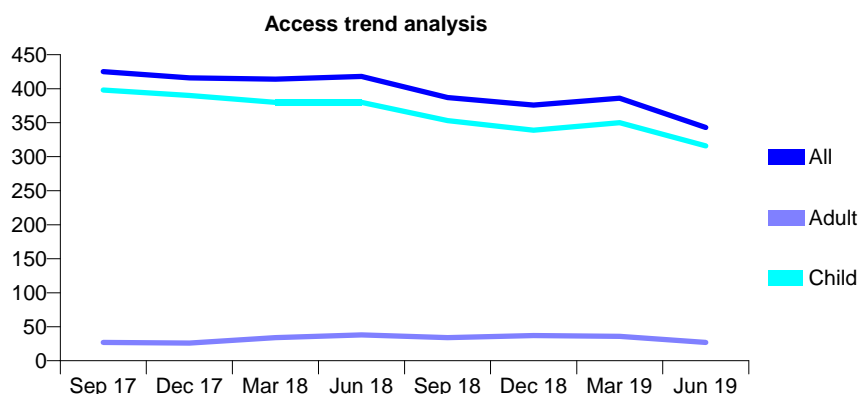
Q62 - Vital Signs At a Glance Contract Report for 175536/0001 - June 2019

Name or company name	Dr B Patel
Contract type name	GDS Contract
Purpose of contract	General
Contract start date	01/02/2012
Contract end date	

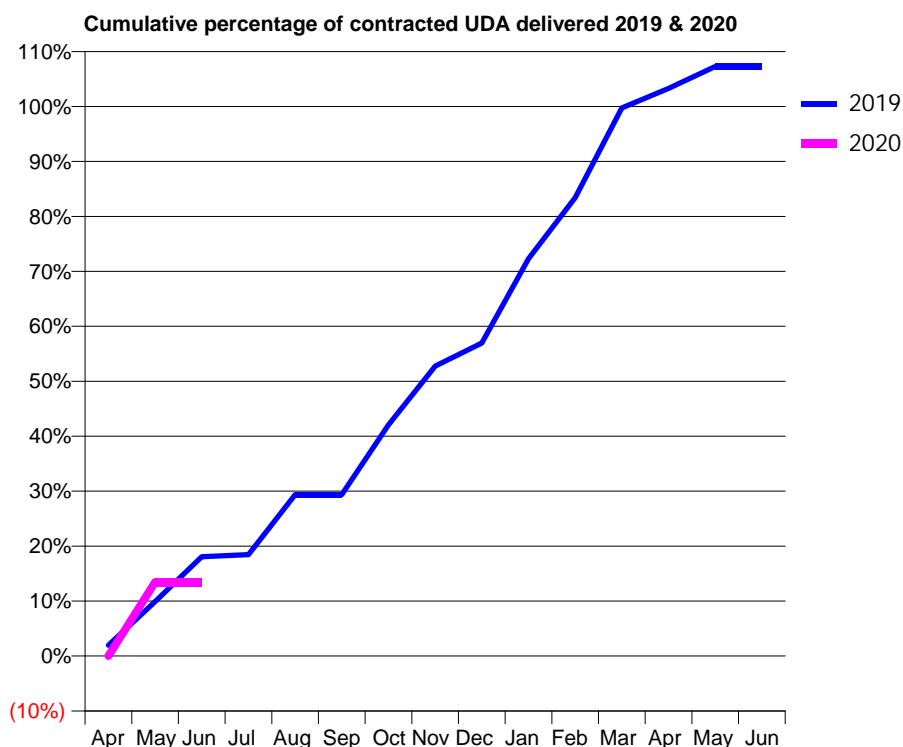
19/20 Contracted general activity (UDA)	504
Carry forward general activity (UDA)	0
19/20 Contracted orthodontic activity (UOA)	0
Carry forward orthodontic activity (UOA)	0
Baseline contract value	£12,190.99

ACCESS*

Patients seen in 24 months	Total	Change since previous quarter
Quarter ending June 2018	418	
Quarter ending September 2018	387	↓
Quarter ending December 2018	376	↓
Quarter ending March 2019	386	↑
Quarter ending June 2019	343	↓
Variance since June 2018	(17.9%)	↓



ACTIVITY



Month	Adjusted Scheduled Activity (UDA)	
	2019	2020
April	10	0
May	50	68
June	91	68
July	93	
August	148	
September	148	
October	212	
November	266	
December	287	
January	364	
February	420	
March	503	
April	521	
May	541	
June	541	

QUALITY

	Quantity	Base Number	Contract	AT	Region	England
% of FP17s for the same patient ID Re-attending within 3 months - Children	0	65	0.0%	10.0%	11.9%	11.4%
% of FP17s for the same patient ID Re-attending within 3 months - Adults	0	1	0.0%	16.3%	17.2%	15.4%
% of FP17s for the same patient ID Re-attending between 3 & 9 months - Children	33	65	50.8%	50.0%	49.8%	59.8%
% of FP17s for the same patient ID Re-attending between 3 & 9 months - Adults	0	1	0.0%	38.6%	39.5%	52.1%
% of FP17s for Band 1 Urgent Courses	0	50	0.0%	11.8%	11.2%	9.2%
% of FP17s Relating to Free Repair or Replacements	0	50	0.0%	0.5%	0.5%	0.7%
% of FP17s Relating to Continuations	0	50	0.0%	0.5%	0.7%	0.8%
% of Patients satisfied with the dentistry they have received	0	0	N/A	89.8%	90.6%	93.4%
% of Patients satisfied with the time they had to wait for an appointment	0	0	N/A	84.2%	83.8%	87.6%

* This is based on patients treated on this contract for their most recent course of treatment. Figures in italics indicate the base number of FP17s or Patient Questionnaire responses are less than 100. N/A is shown where the base number of responses is less than 10 during the period. % is calculated as Quantity/Base number*100

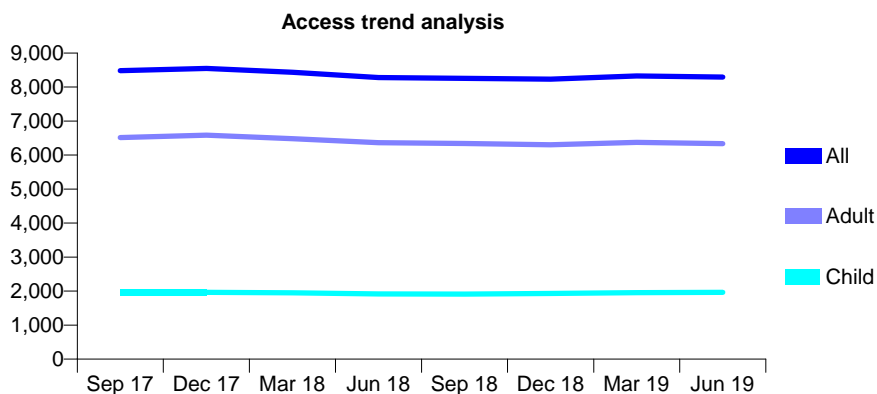
Q62 - Vital Signs At a Glance Contract Report for 178241/0001 - June 2019

Name or company name	Drs Al-Killidar, Al-Killidar & Al-Saidi
Contract type name	GDS Contract
Purpose of contract	General
Contract start date	01/04/2010
Contract end date	

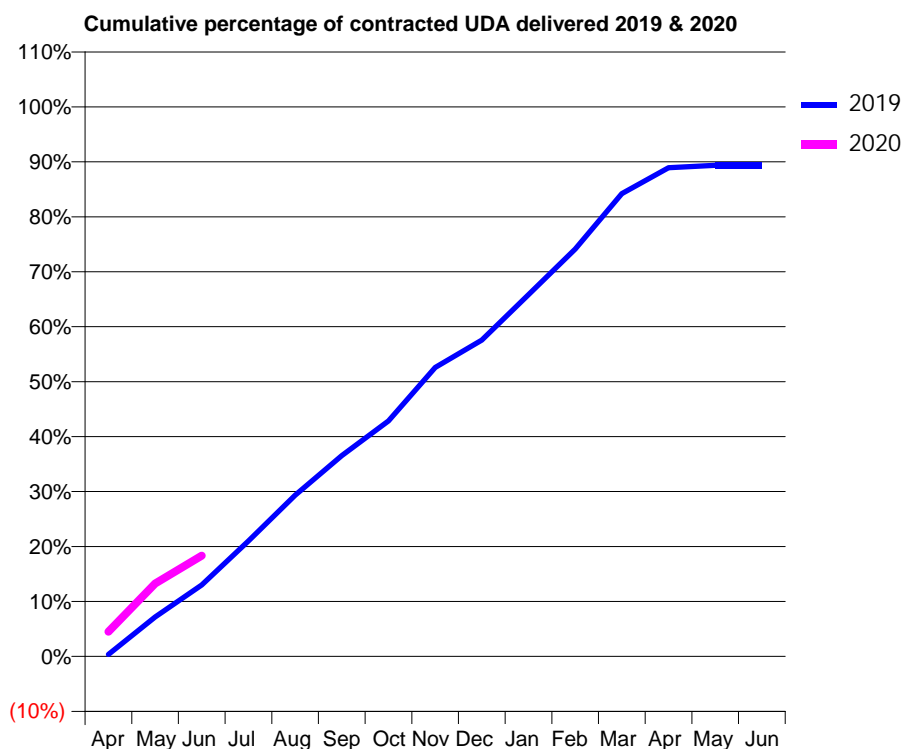
19/20 Contracted general activity (UDA)	33,037
Carry forward general activity (UDA)	0
19/20 Contracted orthodontic activity (UOA)	0
Carry forward orthodontic activity (UOA)	0
Baseline contract value	£1,194,074.69

ACCESS*

Patients seen in 24 months	Total	Change since previous quarter
Quarter ending June 2018	8,282	
Quarter ending September 2018	8,255	→
Quarter ending December 2018	8,235	→
Quarter ending March 2019	8,327	→
Quarter ending June 2019	8,298	→
Variance since June 2018	0.2%	→



ACTIVITY



Month	2019	2020
April	127	1,489
May	2,377	4,378
June	4,299	6,059
July	6,942	
August	9,696	
September	12,068	
October	14,160	
November	17,368	
December	19,009	
January	21,743	
February	24,491	
March	27,811	
April	29,377	
May	29,519	
June	29,519	

QUALITY

	Quantity	Base Number	Contract	AT	Region	England
% of FP17s for the same patient ID Re-attending within 3 months - Children	33	496	6.7%	10.0%	11.9%	11.4%
% of FP17s for the same patient ID Re-attending within 3 months - Adults	141	1,383	10.2%	16.3%	17.2%	15.4%
% of FP17s for the same patient ID Re-attending between 3 & 9 months - Children	148	496	29.8%	50.0%	49.8%	59.8%
% of FP17s for the same patient ID Re-attending between 3 & 9 months - Adults	359	1,383	26.0%	38.6%	39.5%	52.1%
% of FP17s for Band 1 Urgent Courses	172	1,448	11.9%	11.8%	11.2%	9.2%
% of FP17s Relating to Free Repair or Replacements	0	1,448	0.0%	0.5%	0.5%	0.7%
% of FP17s Relating to Continuations	7	1,448	0.5%	0.5%	0.7%	0.8%
% of Patients satisfied with the dentistry they have received	2	2	N/A	89.8%	90.6%	93.4%
% of Patients satisfied with the time they had to wait for an appointment	2	2	N/A	84.2%	83.8%	87.6%

* This is based on patients treated on this contract for their most recent course of treatment. Figures in italics indicate the base number of FP17s or Patient Questionnaire responses are less than 100. N/A is shown where the base number of responses is less than 10 during the period. % is calculated as Quantity/Base number*100

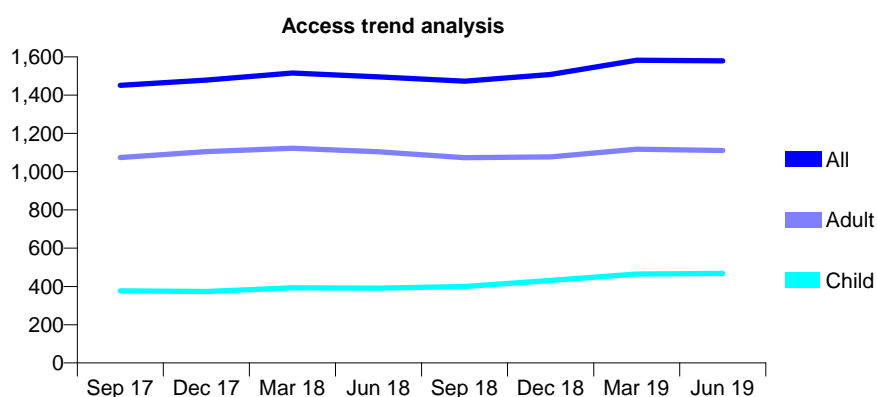
Q62 - Vital Signs At a Glance Contract Report for 178632/0001 - June 2019

Name or company name	DR Sherer & DR Levin
Contract type name	GDS Contract
Purpose of contract	General
Contract start date	01/04/2010
Contract end date	

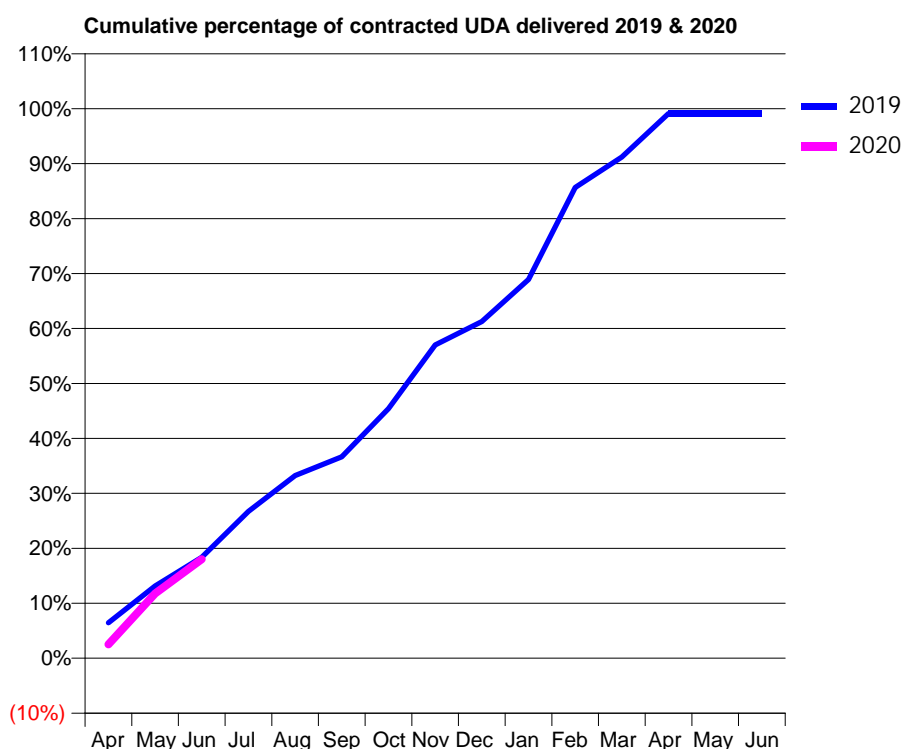
19/20 Contracted general activity (UDA)	3,046
Carry forward general activity (UDA)	0
19/20 Contracted orthodontic activity (UOA)	0
Carry forward orthodontic activity (UOA)	0
Baseline contract value	£97,784.11

ACCESS*

Patients seen in 24 months	Total	Change since previous quarter
Quarter ending June 2018	1,495	
Quarter ending September 2018	1,473	↓
Quarter ending December 2018	1,508	↑
Quarter ending March 2019	1,582	↑
Quarter ending June 2019	1,579	→
Variance since June 2018	5.6%	↑



ACTIVITY



Month	2019	2020
April	196	76
May	400	359
June	559	549
July	814	
August	1,013	
September	1,117	
October	1,383	
November	1,737	
December	1,866	
January	2,099	
February	2,610	
March	2,778	
April	3,019	
May	3,019	
June	3,019	

QUALITY

	Quantity	Base Number	Contract	AT	Region	England
% of FP17s for the same patient ID Re-attending within 3 months - Children	12	142	8.5%	10.0%	11.9%	11.4%
% of FP17s for the same patient ID Re-attending within 3 months - Adults	33	260	12.7%	16.3%	17.2%	15.4%
% of FP17s for the same patient ID Re-attending between 3 & 9 months - Children	74	142	52.1%	50.0%	49.8%	59.8%
% of FP17s for the same patient ID Re-attending between 3 & 9 months - Adults	76	260	29.2%	38.6%	39.5%	52.1%
% of FP17s for Band 1 Urgent Courses	56	319	17.6%	11.8%	11.2%	9.2%
% of FP17s Relating to Free Repair or Replacements	1	319	0.3%	0.5%	0.5%	0.7%
% of FP17s Relating to Continuations	3	319	0.9%	0.5%	0.7%	0.8%
% of Patients satisfied with the dentistry they have received	0	0	N/A	89.8%	90.6%	93.4%
% of Patients satisfied with the time they had to wait for an appointment	0	0	N/A	84.2%	83.8%	87.6%

* This is based on patients treated on this contract for their most recent course of treatment.

Figures in italics indicate the base number of FP17s or Patient Questionnaire responses are less than 100. N/A is shown where the base number of responses is less than 10 during the period. % is calculated as Quantity/Base number*100

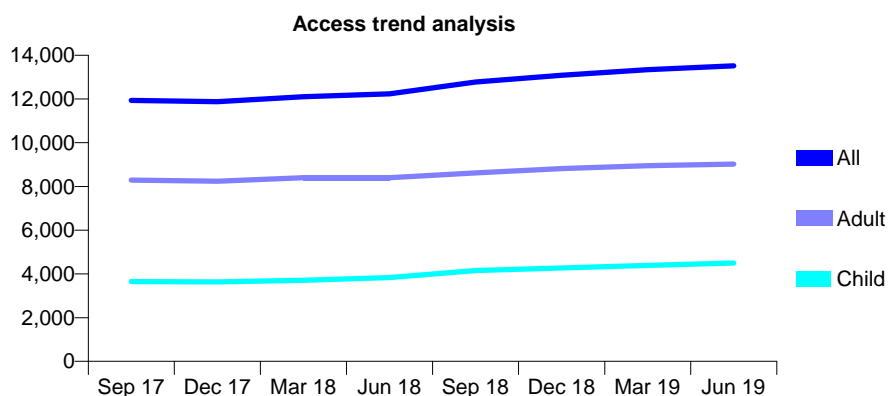
Q62 - Vital Signs At a Glance Contract Report for 180122/0001 - June 2019

Name or company name	IDH Limited
Contract type name	GDS Contract
Purpose of contract	General
Contract start date	01/08/2008
Contract end date	

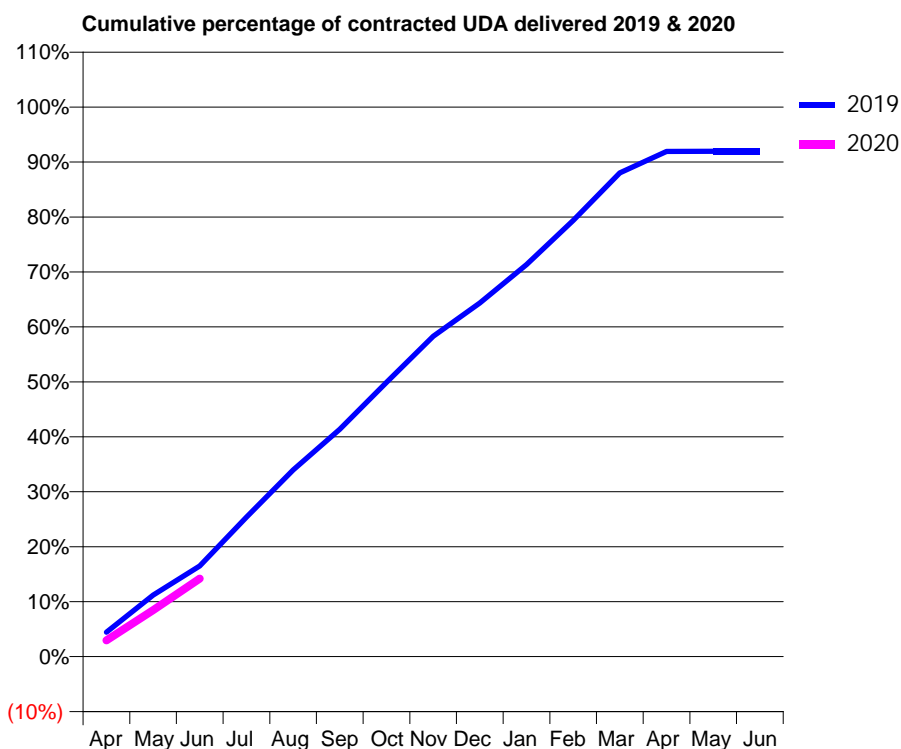
19/20 Contracted general activity (UDA)	40,337
Carry forward general activity (UDA)	0
19/20 Contracted orthodontic activity (UOA)	0
Carry forward orthodontic activity (UOA)	0
Baseline contract value	£1,185,484.31

ACCESS*

Patients seen in 24 months	Total	Change since previous quarter
Quarter ending June 2018	12,235	
Quarter ending September 2018	12,778	↑
Quarter ending December 2018	13,090	↑
Quarter ending March 2019	13,338	→
Quarter ending June 2019	13,513	→
Variance since June 2018	10.4%	↑



ACTIVITY



Month	Adjusted Scheduled Activity (UDA)	
	2019	2020
April	1,760	1,198
May	4,412	3,409
June	6,511	5,735
July	10,005	
August	13,392	
September	16,309	
October	19,682	
November	22,984	
December	25,369	
January	28,127	
February	31,298	
March	34,710	
April	36,251	
May	36,260	
June	36,259	

QUALITY

	Quantity	Base Number	Contract	AT	Region	England
% of FP17s for the same patient ID Re-attending within 3 months - Children	48	1,129	4.3%	10.0%	11.9%	11.4%
% of FP17s for the same patient ID Re-attending within 3 months - Adults	154	1,893	8.1%	16.3%	17.2%	15.4%
% of FP17s for the same patient ID Re-attending between 3 & 9 months - Children	484	1,129	42.9%	50.0%	49.8%	59.8%
% of FP17s for the same patient ID Re-attending between 3 & 9 months - Adults	740	1,893	39.1%	38.6%	39.5%	52.1%
% of FP17s for Band 1 Urgent Courses	137	2,508	5.5%	11.8%	11.2%	9.2%
% of FP17s Relating to Free Repair or Replacements	13	2,508	0.5%	0.5%	0.5%	0.7%
% of FP17s Relating to Continuations	27	2,508	1.1%	0.5%	0.7%	0.8%
% of Patients satisfied with the dentistry they have received	3	3	N/A	89.8%	90.6%	93.4%
% of Patients satisfied with the time they had to wait for an appointment	3	3	N/A	84.2%	83.8%	87.6%

* This is based on patients treated on this contract for their most recent course of treatment. Figures in italics indicate the base number of FP17s or Patient Questionnaire responses are less than 100. N/A is shown where the base number of responses is less than 10 during the period. % is calculated as Quantity/Base number*100

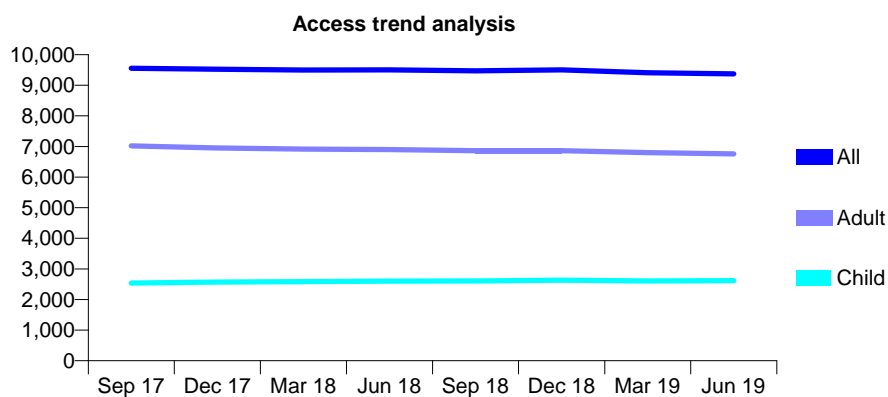
Q62 - Vital Signs At a Glance Contract Report for 180505/0001 - June 2019

Name or company name	A Patel, K Patel, G Pathmanathan
Contract type name	GDS Contract
Purpose of contract	General and Orthodontic
Contract start date	01/08/2015
Contract end date	

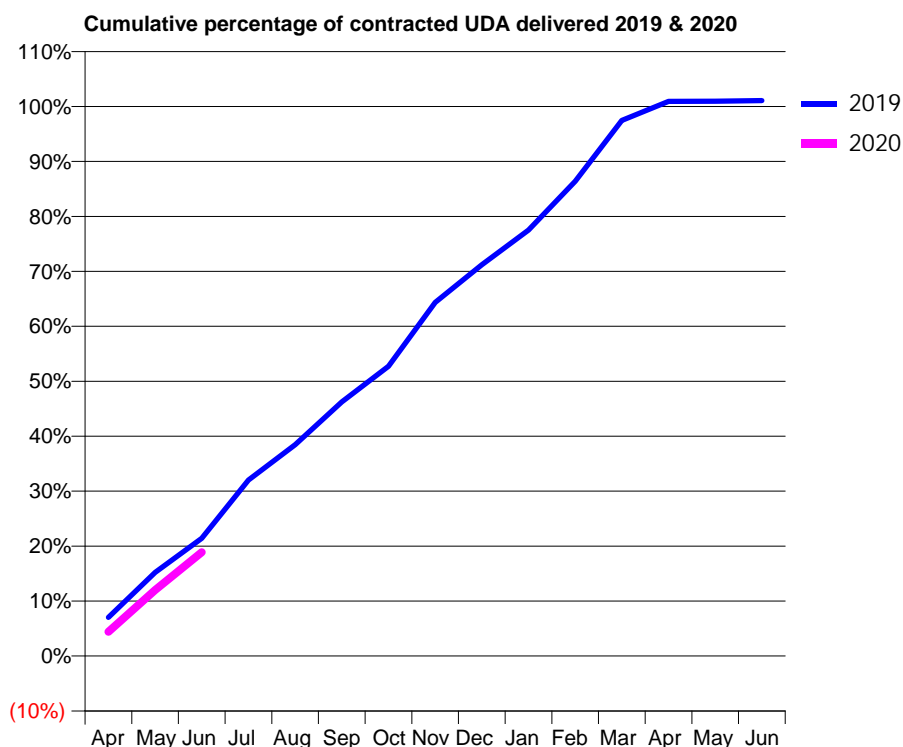
19/20 Contracted general activity (UDA)	27,409
Carry forward general activity (UDA)	0
19/20 Contracted orthodontic activity (UOA)	451
Carry forward orthodontic activity (UOA)	0
Baseline contract value	£923,714.28

ACCESS*

Patients seen in 24 months	Total	Change since previous quarter
Quarter ending June 2018	9,503	
Quarter ending September 2018	9,469	→
Quarter ending December 2018	9,500	→
Quarter ending March 2019	9,409	→
Quarter ending June 2019	9,373	→
Variance since June 2018	(1.4%)	↓



ACTIVITY



Month	Adjusted Scheduled Activity (UDA)	
	2019	2020
April	1,933	1,209
May	4,176	3,295
June	5,873	5,181
July	8,776	
August	10,536	
September	12,675	
October	14,449	
November	17,635	
December	19,511	
January	21,247	
February	23,672	
March	26,717	
April	27,656	
May	27,665	
June	27,700	

QUALITY

	Quantity	Base Number	Contract	AT	Region	England
% of FP17s for the same patient ID Re-attending within 3 months - Children	49	877	5.6%	10.0%	11.9%	11.4%
% of FP17s for the same patient ID Re-attending within 3 months - Adults	211	1,726	12.2%	16.3%	17.2%	15.4%
% of FP17s for the same patient ID Re-attending between 3 & 9 months - Children	459	877	52.3%	50.0%	49.8%	59.8%
% of FP17s for the same patient ID Re-attending between 3 & 9 months - Adults	717	1,726	41.5%	38.6%	39.5%	52.1%
% of FP17s for Band 1 Urgent Courses	214	2,258	9.5%	11.8%	11.2%	9.2%
% of FP17s Relating to Free Repair or Replacements	8	2,258	0.4%	0.5%	0.5%	0.7%
% of FP17s Relating to Continuations	0	2,258	0.0%	0.5%	0.7%	0.8%
% of Patients satisfied with the dentistry they have received	8	8	N/A	89.8%	90.6%	93.4%
% of Patients satisfied with the time they had to wait for an appointment	7	8	N/A	84.2%	83.8%	87.6%

* This is based on patients treated on this contract for their most recent course of treatment. Figures in italics indicate the base number of FP17s or Patient Questionnaire responses are less than 100. N/A is shown where the base number of responses is less than 10 during the period. % is calculated as Quantity/Base number*100

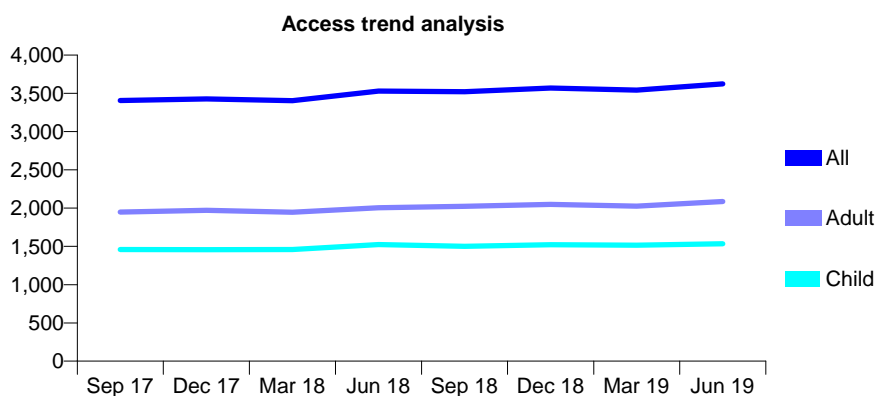
Q62 - Vital Signs At a Glance Contract Report for 182613/0001 - June 2019

Name or company name	Harlesden Health Ltd
Contract type name	GDS Contract
Purpose of contract	General
Contract start date	01/11/2009
Contract end date	

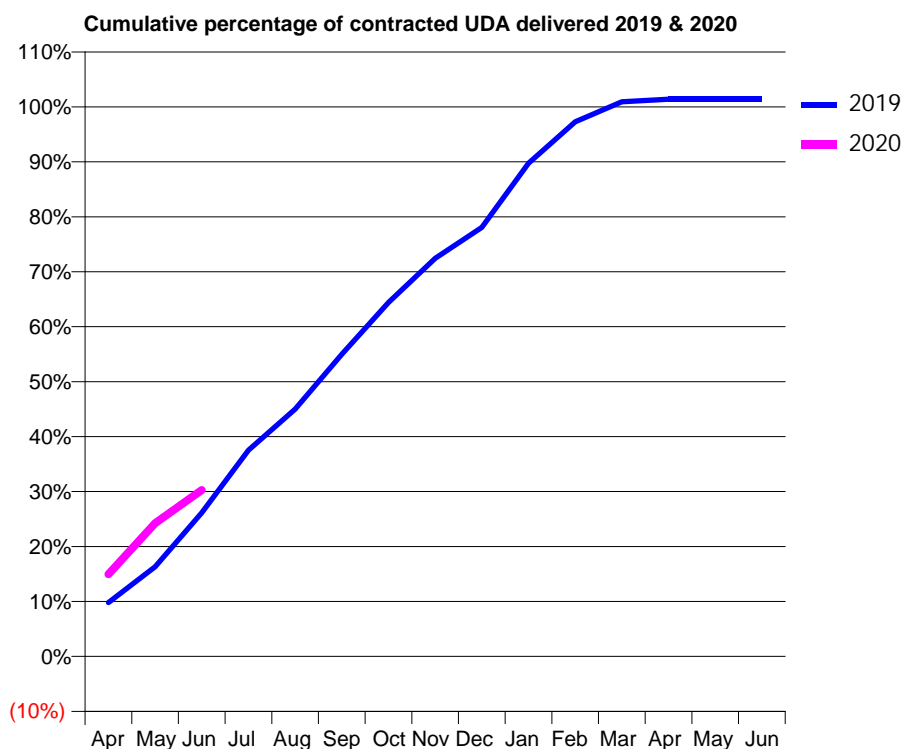
19/20 Contracted general activity (UDA)	14,600
Carry forward general activity (UDA)	0
19/20 Contracted orthodontic activity (UOA)	0
Carry forward orthodontic activity (UOA)	0
Baseline contract value	£455,223.48

ACCESS*

Patients seen in 24 months	Total	Change since previous quarter
Quarter ending June 2018	3,530	
Quarter ending September 2018	3,522	→
Quarter ending December 2018	3,569	→
Quarter ending March 2019	3,543	→
Quarter ending June 2019	3,622	↑
Variance since June 2018	2.6%	↑



ACTIVITY



Month	Adjusted Scheduled Activity (UDA)	
	2019	2020
April	1,428	2,184
May	2,384	3,541
June	3,816	4,419
July	5,481	
August	6,570	
September	8,027	
October	9,406	
November	10,577	
December	11,397	
January	13,100	
February	14,202	
March	14,733	
April	14,804	
May	14,806	
June	14,806	

QUALITY

	Quantity	Base Number	Contract	AT	Region	England
% of FP17s for the same patient ID Re-attending within 3 months - Children	25	418	6.0%	10.0%	11.9%	11.4%
% of FP17s for the same patient ID Re-attending within 3 months - Adults	77	587	13.1%	16.3%	17.2%	15.4%
% of FP17s for the same patient ID Re-attending between 3 & 9 months - Children	185	418	44.3%	50.0%	49.8%	59.8%
% of FP17s for the same patient ID Re-attending between 3 & 9 months - Adults	213	587	36.3%	38.6%	39.5%	52.1%
% of FP17s for Band 1 Urgent Courses	75	957	7.8%	11.8%	11.2%	9.2%
% of FP17s Relating to Free Repair or Replacements	0	957	0.0%	0.5%	0.5%	0.7%
% of FP17s Relating to Continuations	0	957	0.0%	0.5%	0.7%	0.8%
% of Patients satisfied with the dentistry they have received	0	2	N/A	89.8%	90.6%	93.4%
% of Patients satisfied with the time they had to wait for an appointment	0	2	N/A	84.2%	83.8%	87.6%

* This is based on patients treated on this contract for their most recent course of treatment. Figures in italics indicate the base number of FP17s or Patient Questionnaire responses are less than 100. N/A is shown where the base number of responses is less than 10 during the period. % is calculated as Quantity/Base number*100

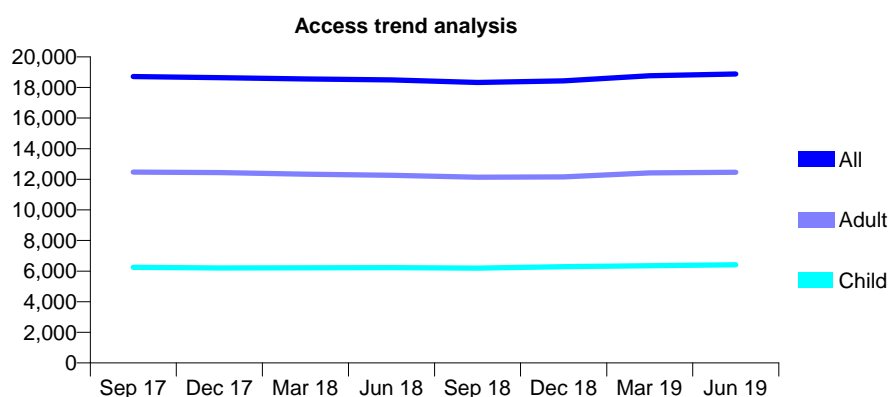
Q62 - Vital Signs At a Glance Contract Report for 182680/0001 - June 2019

Name or company name	Inspire Dental Southall Ltd
Contract type name	GDS Contract
Purpose of contract	General and Orthodontic
Contract start date	01/05/2007
Contract end date	

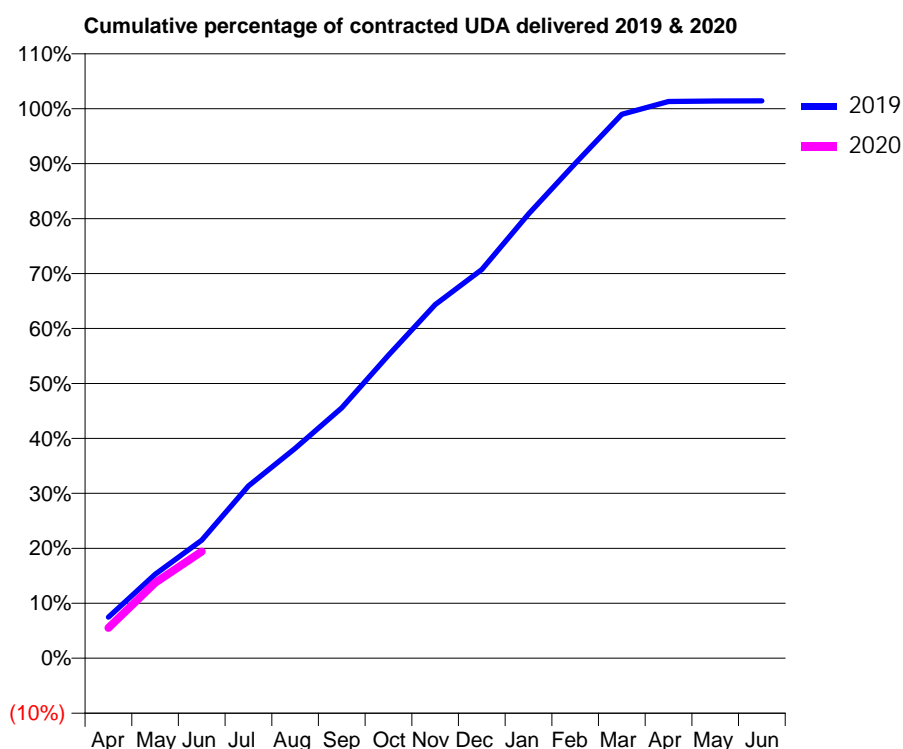
19/20 Contracted general activity (UDA)	54,717
Carry forward general activity (UDA)	0
19/20 Contracted orthodontic activity (UOA)	3,640
Carry forward orthodontic activity (UOA)	0
Baseline contract value	£1,731,247.06

ACCESS*

Patients seen in 24 months	Total	Change since previous quarter
Quarter ending June 2018	18,495	
Quarter ending September 2018	18,324	→
Quarter ending December 2018	18,439	→
Quarter ending March 2019	18,768	→
Quarter ending June 2019	18,877	→
Variance since June 2018	2.1%	↑



ACTIVITY



Month	2019	2020
April	4,094	3,017
May	8,362	7,505
June	11,754	10,630
July	17,147	
August	20,895	
September	24,932	
October	30,178	
November	35,213	
December	38,696	
January	44,229	
February	49,256	
March	54,161	
April	55,425	
May	55,473	
June	55,496	

QUALITY

	Quantity	Base Number	Contract	AT	Region	England
% of FP17s for the same patient ID Re-attending within 3 months - Children	136	2,263	6.0%	10.0%	11.9%	11.4%
% of FP17s for the same patient ID Re-attending within 3 months - Adults	232	2,874	8.1%	16.3%	17.2%	15.4%
% of FP17s for the same patient ID Re-attending between 3 & 9 months - Children	1,422	2,263	62.8%	50.0%	49.8%	59.8%
% of FP17s for the same patient ID Re-attending between 3 & 9 months - Adults	1,276	2,874	44.4%	38.6%	39.5%	52.1%
% of FP17s for Band 1 Urgent Courses	261	4,534	5.8%	11.8%	11.2%	9.2%
% of FP17s Relating to Free Repair or Replacements	17	4,534	0.4%	0.5%	0.5%	0.7%
% of FP17s Relating to Continuations	11	4,534	0.2%	0.5%	0.7%	0.8%
% of Patients satisfied with the dentistry they have received	7	10	70.0%	89.8%	90.6%	93.4%
% of Patients satisfied with the time they had to wait for an appointment	6	10	60.0%	84.2%	83.8%	87.6%

* This is based on patients treated on this contract for their most recent course of treatment.

Figures in italics indicate the base number of FP17s or Patient Questionnaire responses are less than 100. N/A is shown where the base number of responses is less than 10 during the period. % is calculated as Quantity/Base number*100

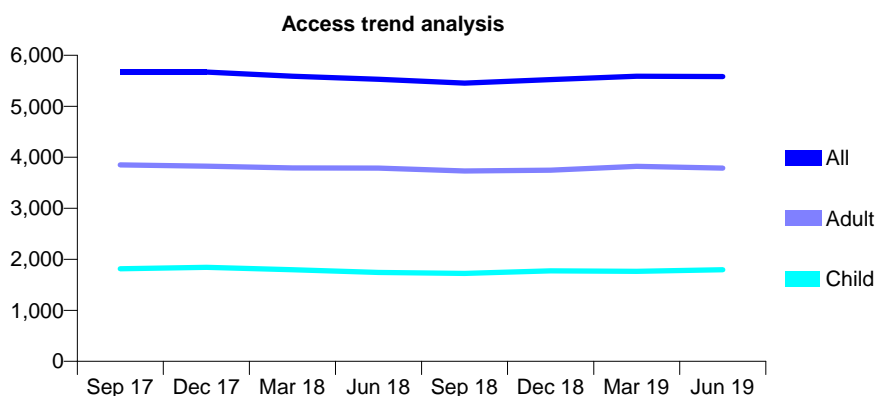
Q62 - Vital Signs At a Glance Contract Report for 183873/0001 - June 2019

Name or company name	Care Dental Ltd
Contract type name	GDS Contract
Purpose of contract	General
Contract start date	08/03/2007
Contract end date	

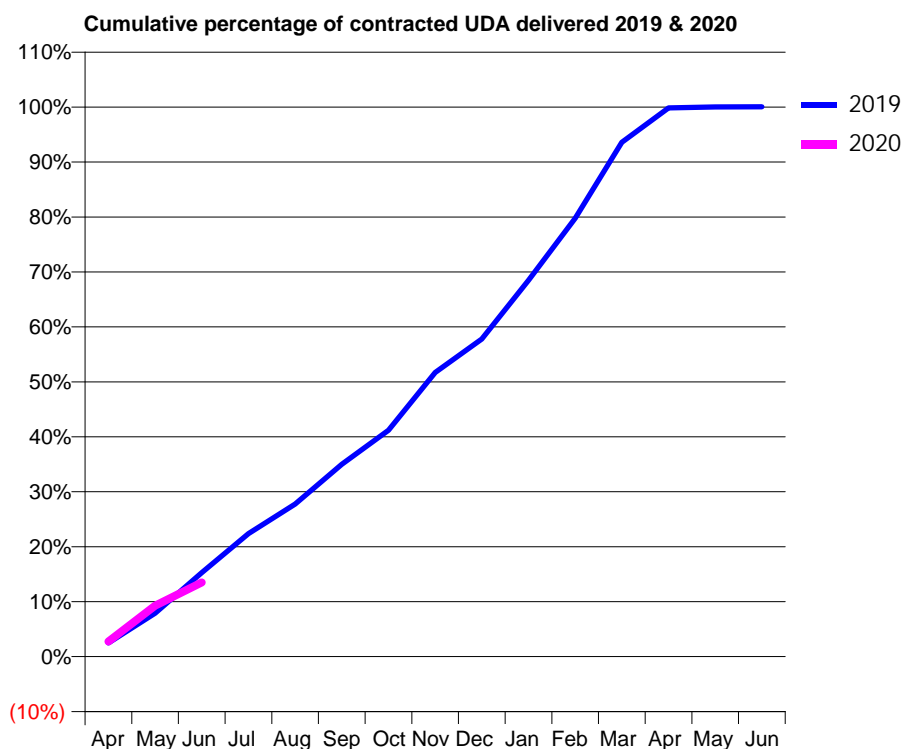
19/20 Contracted general activity (UDA)	17,139
Carry forward general activity (UDA)	0
19/20 Contracted orthodontic activity (UOA)	0
Carry forward orthodontic activity (UOA)	0
Baseline contract value	£522,534.73

ACCESS*

Patients seen in 24 months	Total	Change since previous quarter
Quarter ending June 2018	5,529	
Quarter ending September 2018	5,455	↓
Quarter ending December 2018	5,523	→
Quarter ending March 2019	5,589	→
Quarter ending June 2019	5,584	→
Variance since June 2018	1.0%	→



ACTIVITY



Month	Adjusted Scheduled Activity (UDA)	
	2019	2020
April	426	470
May	1,357	1,590
June	2,620	2,316
July	3,836	
August	4,762	
September	5,996	
October	7,058	
November	8,861	
December	9,905	
January	11,739	
February	13,672	
March	16,038	
April	17,111	
May	17,140	
June	17,144	

QUALITY

	Quantity	Base Number	Contract	AT	Region	England
% of FP17s for the same patient ID Re-attending within 3 months - Children	23	397	5.8%	10.0%	11.9%	11.4%
% of FP17s for the same patient ID Re-attending within 3 months - Adults	97	604	16.1%	16.3%	17.2%	15.4%
% of FP17s for the same patient ID Re-attending between 3 & 9 months - Children	76	397	19.1%	50.0%	49.8%	59.8%
% of FP17s for the same patient ID Re-attending between 3 & 9 months - Adults	141	604	23.3%	38.6%	39.5%	52.1%
% of FP17s for Band 1 Urgent Courses	75	753	10.0%	11.8%	11.2%	9.2%
% of FP17s Relating to Free Repair or Replacements	8	753	1.1%	0.5%	0.5%	0.7%
% of FP17s Relating to Continuations	2	753	0.3%	0.5%	0.7%	0.8%
% of Patients satisfied with the dentistry they have received	7	7	N/A	89.8%	90.6%	93.4%
% of Patients satisfied with the time they had to wait for an appointment	7	7	N/A	84.2%	83.8%	87.6%

* This is based on patients treated on this contract for their most recent course of treatment. Figures in italics indicate the base number of FP17s or Patient Questionnaire responses are less than 100. N/A is shown where the base number of responses is less than 10 during the period. % is calculated as Quantity/Base number*100

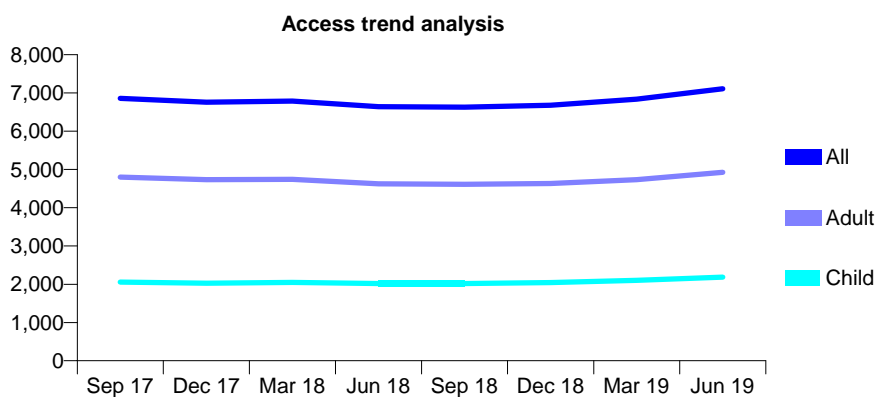
Q62 - Vital Signs At a Glance Contract Report for 184039/0001 - June 2019

Name or company name	Dr M Delahaye & Associates
Contract type name	GDS Contract
Purpose of contract	General
Contract start date	01/04/2011
Contract end date	

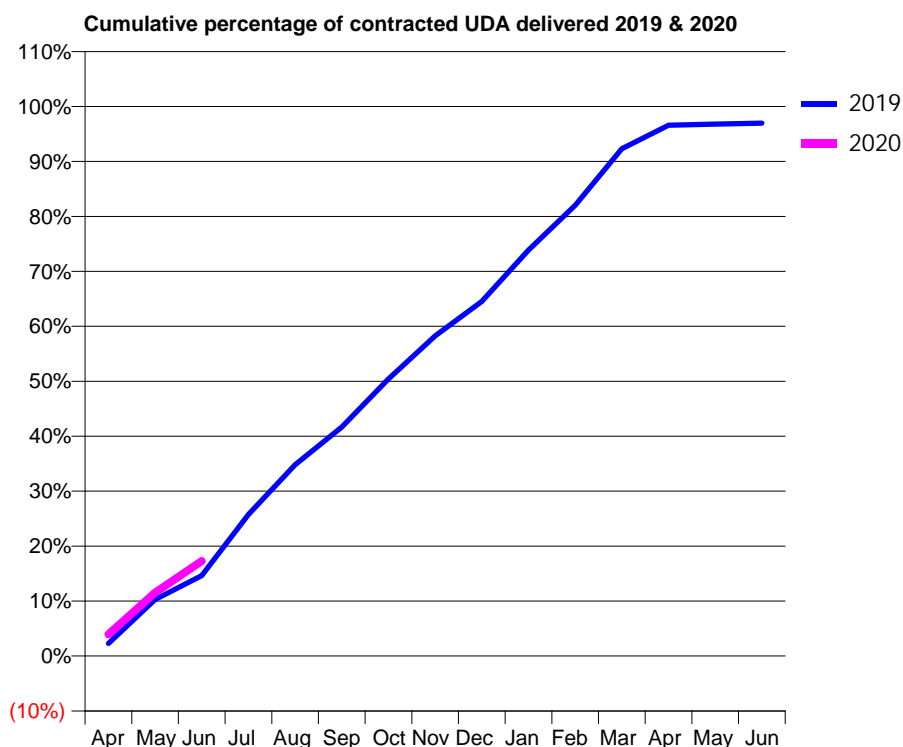
19/20 Contracted general activity (UDA)	18,725
Carry forward general activity (UDA)	0
19/20 Contracted orthodontic activity (UOA)	0
Carry forward orthodontic activity (UOA)	0
Baseline contract value	£483,246.03

ACCESS*

Patients seen in 24 months	Total	Change since previous quarter
Quarter ending June 2018	6,640	
Quarter ending September 2018	6,630	→
Quarter ending December 2018	6,676	→
Quarter ending March 2019	6,836	↑
Quarter ending June 2019	7,108	↑
Variance since June 2018	7.0%	↑



ACTIVITY



Month	Adjusted Scheduled Activity (UDA)	
	2019	2020
April	427	736
May	1,928	2,163
June	2,741	3,236
July	4,824	
August	6,518	
September	7,800	
October	9,446	
November	10,909	
December	12,082	
January	13,828	
February	15,361	
March	17,285	
April	18,086	
May	18,122	
June	18,154	

QUALITY

	Quantity	Base Number	Contract	AT	Region	England
% of FP17s for the same patient ID Re-attending within 3 months - Children	60	688	8.7%	10.0%	11.9%	11.4%
% of FP17s for the same patient ID Re-attending within 3 months - Adults	168	1,185	14.2%	16.3%	17.2%	15.4%
% of FP17s for the same patient ID Re-attending between 3 & 9 months - Children	296	688	43.0%	50.0%	49.8%	59.8%
% of FP17s for the same patient ID Re-attending between 3 & 9 months - Adults	285	1,185	24.1%	38.6%	39.5%	52.1%
% of FP17s for Band 1 Urgent Courses	174	1,397	12.5%	11.8%	11.2%	9.2%
% of FP17s Relating to Free Repair or Replacements	11	1,397	0.8%	0.5%	0.5%	0.7%
% of FP17s Relating to Continuations	15	1,397	1.1%	0.5%	0.7%	0.8%
% of Patients satisfied with the dentistry they have received	0	1	N/A	89.8%	90.6%	93.4%
% of Patients satisfied with the time they had to wait for an appointment	0	1	N/A	84.2%	83.8%	87.6%

* This is based on patients treated on this contract for their most recent course of treatment. Figures in italics indicate the base number of FP17s or Patient Questionnaire responses are less than 100. N/A is shown where the base number of responses is less than 10 during the period. % is calculated as Quantity/Base number*100

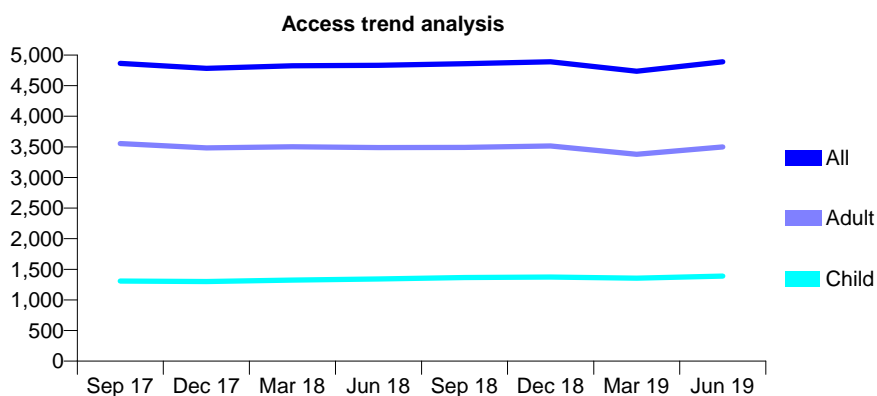
Q62 - Vital Signs At a Glance Contract Report for 184438/0001 - June 2019

Name or company name	Cedars Trading Limited
Contract type name	GDS Contract
Purpose of contract	General
Contract start date	01/04/2009
Contract end date	

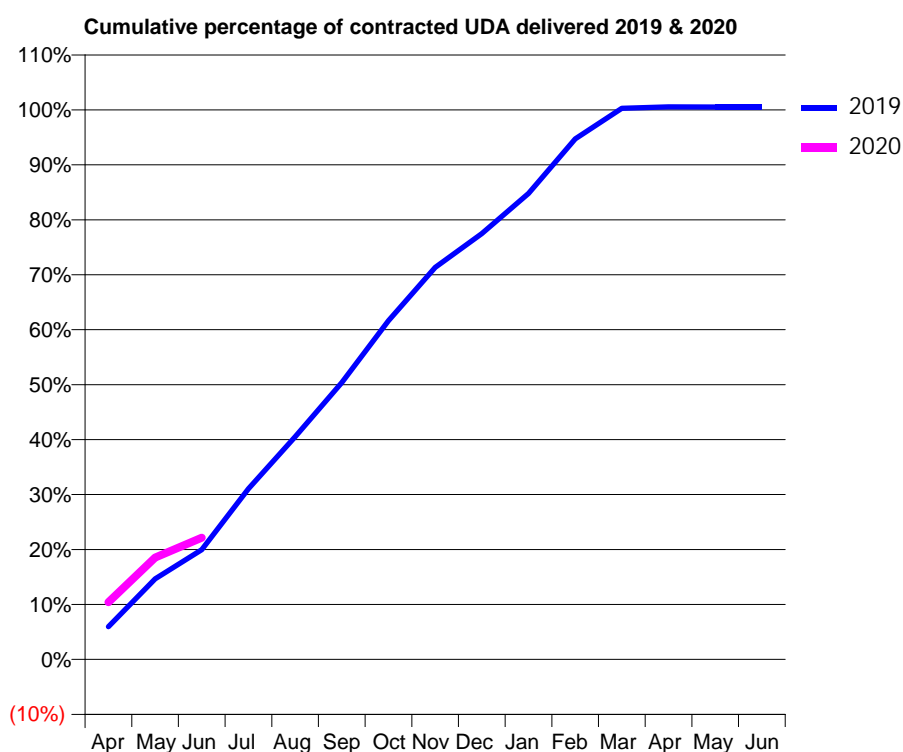
19/20 Contracted general activity (UDA)	13,526
Carry forward general activity (UDA)	0
19/20 Contracted orthodontic activity (UOA)	0
Carry forward orthodontic activity (UOA)	0
Baseline contract value	£385,960.75

ACCESS*

Patients seen in 24 months	Total	Change since previous quarter
Quarter ending June 2018	4,833	
Quarter ending September 2018	4,859	→
Quarter ending December 2018	4,890	→
Quarter ending March 2019	4,735	↓
Quarter ending June 2019	4,889	↑
Variance since June 2018	1.2%	→



ACTIVITY



Month	2019	2020
April	806	1,409
May	1,986	2,511
June	2,699	2,996
July	4,204	
August	5,479	
September	6,812	
October	8,337	
November	9,648	
December	10,478	
January	11,468	
February	12,811	
March	13,563	
April	13,600	
May	13,594	
June	13,595	

QUALITY

	Quantity	Base Number	Contract	AT	Region	England
% of FP17s for the same patient ID Re-attending within 3 months - Children	23	399	5.8%	10.0%	11.9%	11.4%
% of FP17s for the same patient ID Re-attending within 3 months - Adults	97	827	11.7%	16.3%	17.2%	15.4%
% of FP17s for the same patient ID Re-attending between 3 & 9 months - Children	230	399	57.6%	50.0%	49.8%	59.8%
% of FP17s for the same patient ID Re-attending between 3 & 9 months - Adults	271	827	32.8%	38.6%	39.5%	52.1%
% of FP17s for Band 1 Urgent Courses	127	1,190	10.7%	11.8%	11.2%	9.2%
% of FP17s Relating to Free Repair or Replacements	7	1,190	0.6%	0.5%	0.5%	0.7%
% of FP17s Relating to Continuations	2	1,190	0.2%	0.5%	0.7%	0.8%
% of Patients satisfied with the dentistry they have received	3	3	N/A	89.8%	90.6%	93.4%
% of Patients satisfied with the time they had to wait for an appointment	2	3	N/A	84.2%	83.8%	87.6%

* This is based on patients treated on this contract for their most recent course of treatment. Figures in italics indicate the base number of FP17s or Patient Questionnaire responses are less than 100. N/A is shown where the base number of responses is less than 10 during the period. % is calculated as Quantity/Base number*100

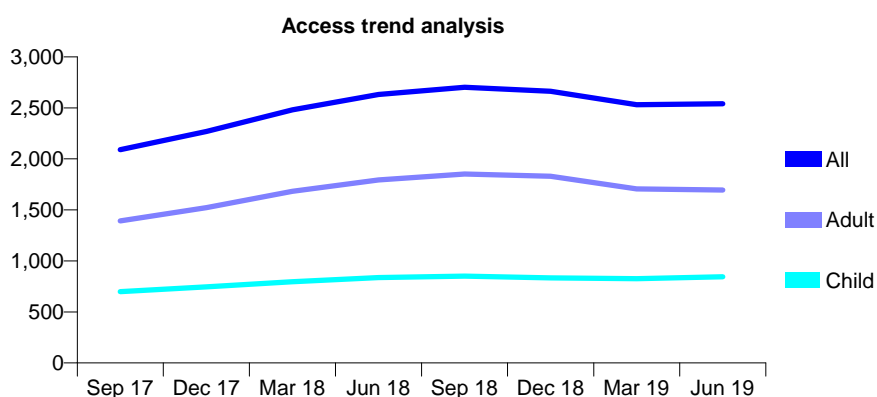
Q62 - Vital Signs At a Glance Contract Report for 184675/0001 - June 2019

Name or company name	Dr T Jabbar
Contract type name	GDS Contract
Purpose of contract	General
Contract start date	01/10/2012
Contract end date	

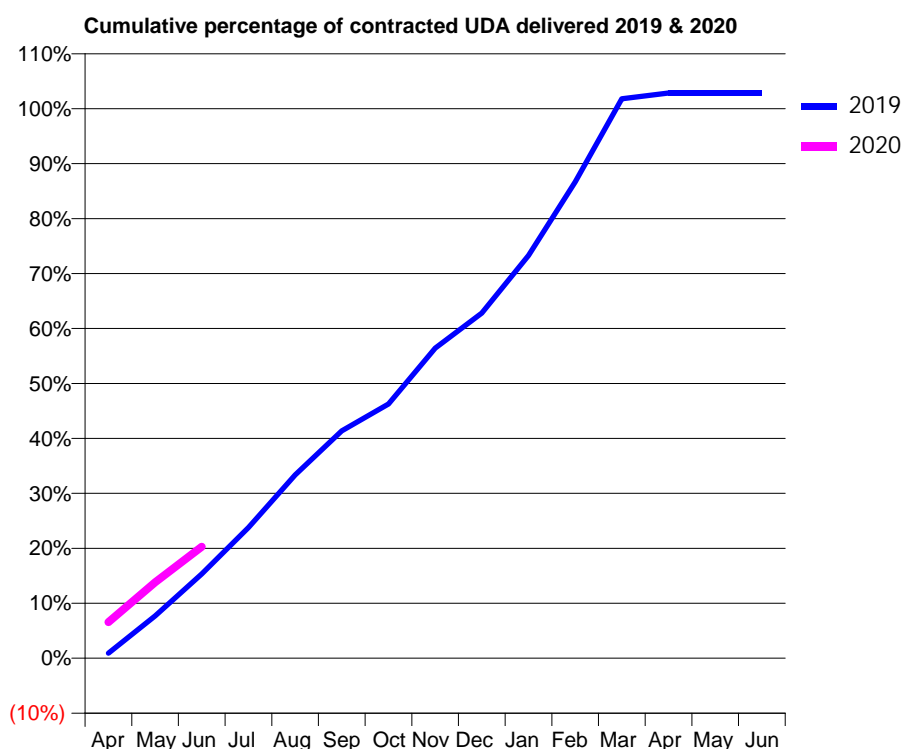
19/20 Contracted general activity (UDA)	5,952
Carry forward general activity (UDA)	0
19/20 Contracted orthodontic activity (UOA)	0
Carry forward orthodontic activity (UOA)	0
Baseline contract value	£159,585.95

ACCESS*

Patients seen in 24 months	Total	Change since previous quarter
Quarter ending June 2018	2,631	
Quarter ending September 2018	2,703	↑
Quarter ending December 2018	2,662	↓
Quarter ending March 2019	2,532	↓
Quarter ending June 2019	2,540	→
Variance since June 2018	(3.5%)	↓



ACTIVITY



Month	2019	2020
April	54	391
May	458	823
June	912	1,207
July	1,416	
August	1,986	
September	2,462	
October	2,754	
November	3,359	
December	3,739	
January	4,362	
February	5,160	
March	6,059	
April	6,123	
May	6,123	
June	6,123	

QUALITY

	Quantity	Base Number	Contract	AT	Region	England
% of FP17s for the same patient ID Re-attending within 3 months - Children	35	253	13.8%	10.0%	11.9%	11.4%
% of FP17s for the same patient ID Re-attending within 3 months - Adults	92	397	23.2%	16.3%	17.2%	15.4%
% of FP17s for the same patient ID Re-attending between 3 & 9 months - Children	141	253	55.7%	50.0%	49.8%	59.8%
% of FP17s for the same patient ID Re-attending between 3 & 9 months - Adults	148	397	37.3%	38.6%	39.5%	52.1%
% of FP17s for Band 1 Urgent Courses	70	444	15.8%	11.8%	11.2%	9.2%
% of FP17s Relating to Free Repair or Replacements	2	444	0.5%	0.5%	0.5%	0.7%
% of FP17s Relating to Continuations	3	444	0.7%	0.5%	0.7%	0.8%
% of Patients satisfied with the dentistry they have received	0	0	N/A	89.8%	90.6%	93.4%
% of Patients satisfied with the time they had to wait for an appointment	0	0	N/A	84.2%	83.8%	87.6%

* This is based on patients treated on this contract for their most recent course of treatment.

Figures in italics indicate the base number of FP17s or Patient Questionnaire responses are less than 100. N/A is shown where the base number of responses is less than 10 during the period. % is calculated as Quantity/Base number*100

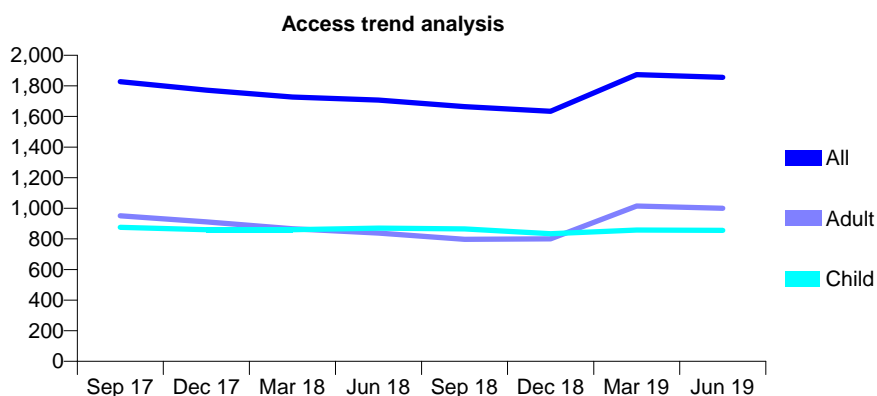
Q62 - Vital Signs At a Glance Contract Report for 186821/0001 - June 2019

Name or company name	Dr. S. Merali and Dr. F. Merali
Contract type name	GDS Contract
Purpose of contract	General
Contract start date	01/10/2012
Contract end date	

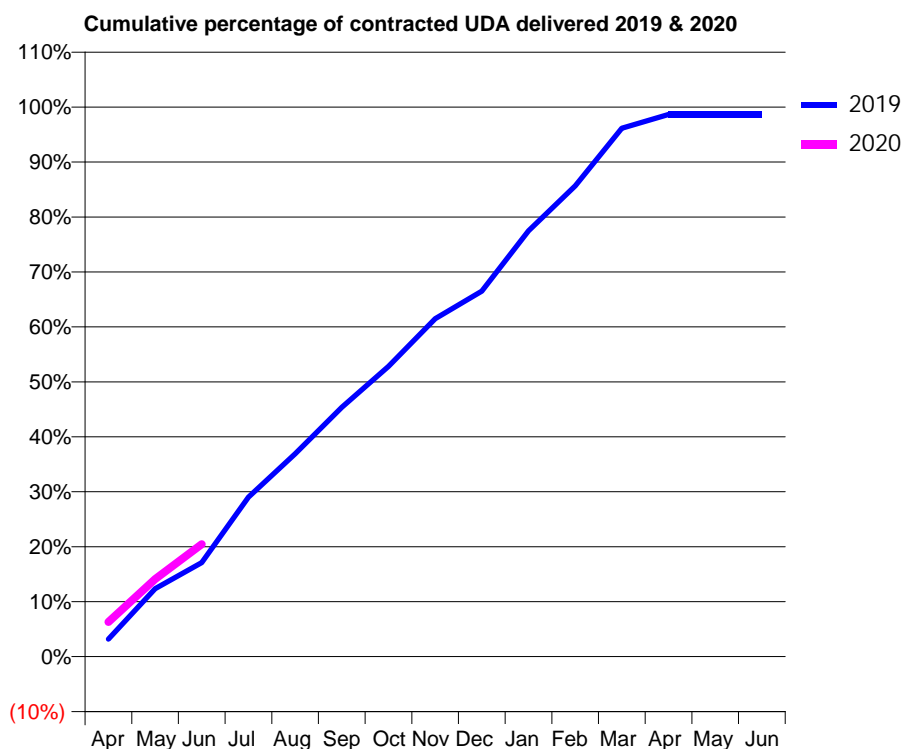
19/20 Contracted general activity (UDA)	7,761
Carry forward general activity (UDA)	0
19/20 Contracted orthodontic activity (UOA)	0
Carry forward orthodontic activity (UOA)	0
Baseline contract value	£242,933.67

ACCESS*

Patients seen in 24 months	Total	Change since previous quarter
Quarter ending June 2018	1,708	
Quarter ending September 2018	1,664	↓
Quarter ending December 2018	1,634	↓
Quarter ending March 2019	1,873	↑
Quarter ending June 2019	1,856	→
Variance since June 2018	8.7%	↑



ACTIVITY



Month	Adjusted Scheduled Activity (UDA)	
	2019	2020
April	248	488
May	959	1,095
June	1,328	1,589
July	2,253	
August	2,866	
September	3,521	
October	4,100	
November	4,774	
December	5,162	
January	6,012	
February	6,647	
March	7,463	
April	7,657	
May	7,657	
June	7,657	

QUALITY

	Quantity	Base Number	Contract	AT	Region	England
% of FP17s for the same patient ID Re-attending within 3 months - Children	27	397	6.8%	10.0%	11.9%	11.4%
% of FP17s for the same patient ID Re-attending within 3 months - Adults	46	265	17.4%	16.3%	17.2%	15.4%
% of FP17s for the same patient ID Re-attending between 3 & 9 months - Children	274	397	69.0%	50.0%	49.8%	59.8%
% of FP17s for the same patient ID Re-attending between 3 & 9 months - Adults	125	265	47.2%	38.6%	39.5%	52.1%
% of FP17s for Band 1 Urgent Courses	37	566	6.5%	11.8%	11.2%	9.2%
% of FP17s Relating to Free Repair or Replacements	0	566	0.0%	0.5%	0.5%	0.7%
% of FP17s Relating to Continuations	0	566	0.0%	0.5%	0.7%	0.8%
% of Patients satisfied with the dentistry they have received	0	0	N/A	89.8%	90.6%	93.4%
% of Patients satisfied with the time they had to wait for an appointment	0	0	N/A	84.2%	83.8%	87.6%

* This is based on patients treated on this contract for their most recent course of treatment. Figures in italics indicate the base number of FP17s or Patient Questionnaire responses are less than 100. N/A is shown where the base number of responses is less than 10 during the period. % is calculated as Quantity/Base number*100

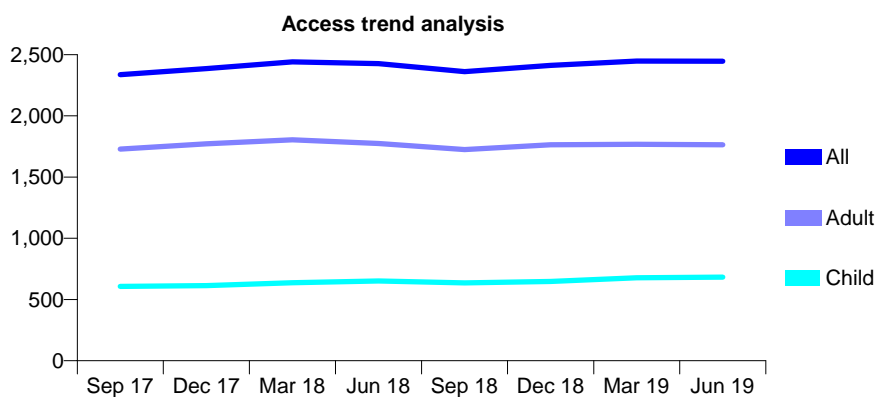
Q62 - Vital Signs At a Glance Contract Report for 187143/0001 - June 2019

Name or company name	Axfell Ltd T/A Bright Dental Practice
Contract type name	GDS Contract
Purpose of contract	General
Contract start date	01/01/2011
Contract end date	

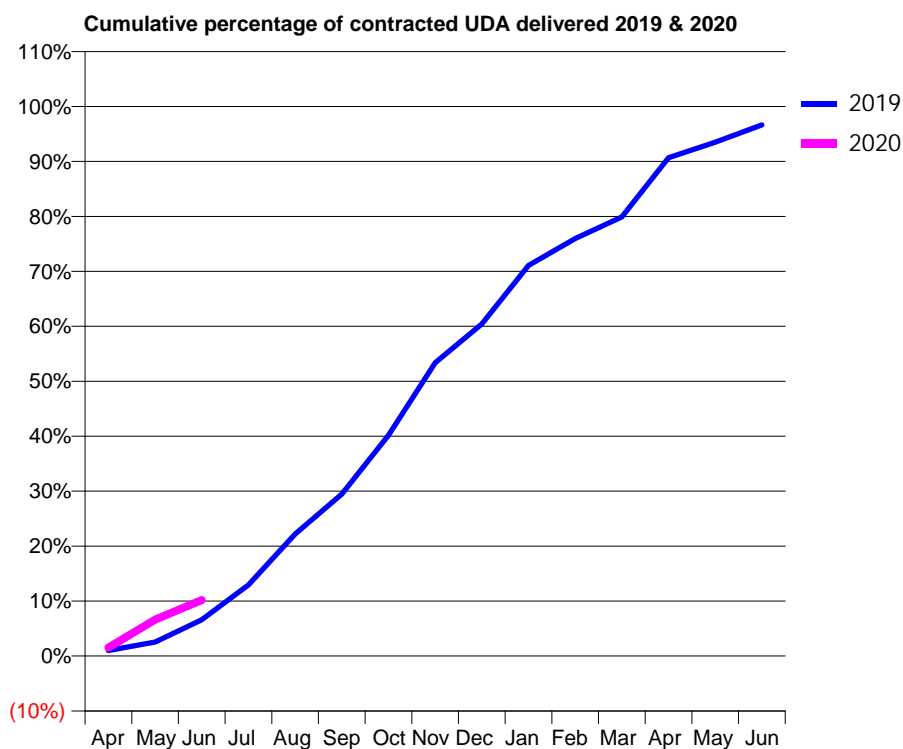
19/20 Contracted general activity (UDA)	8,560
Carry forward general activity (UDA)	0
19/20 Contracted orthodontic activity (UOA)	0
Carry forward orthodontic activity (UOA)	0
Baseline contract value	£204,243.31

ACCESS*

Patients seen in 24 months	Total	Change since previous quarter
Quarter ending June 2018	2,427	
Quarter ending September 2018	2,361	↓
Quarter ending December 2018	2,412	↑
Quarter ending March 2019	2,447	→
Quarter ending June 2019	2,446	→
Variance since June 2018	0.8%	→



ACTIVITY



Month	Adjusted Scheduled Activity (UDA)	
	2019	2020
April	85	131
May	219	567
June	564	872
July	1,109	
August	1,902	
September	2,520	
October	3,440	
November	4,568	
December	5,171	
January	6,084	
February	6,503	
March	6,839	
April	7,763	
May	8,004	
June	8,273	

QUALITY

	Quantity	Base Number	Contract	AT	Region	England
% of FP17s for the same patient ID Re-attending within 3 months - Children	9	229	3.9%	10.0%	11.9%	11.4%
% of FP17s for the same patient ID Re-attending within 3 months - Adults	38	499	7.6%	16.3%	17.2%	15.4%
% of FP17s for the same patient ID Re-attending between 3 & 9 months - Children	123	229	53.7%	50.0%	49.8%	59.8%
% of FP17s for the same patient ID Re-attending between 3 & 9 months - Adults	213	499	42.7%	38.6%	39.5%	52.1%
% of FP17s for Band 1 Urgent Courses	34	401	8.5%	11.8%	11.2%	9.2%
% of FP17s Relating to Free Repair or Replacements	1	401	0.2%	0.5%	0.5%	0.7%
% of FP17s Relating to Continuations	6	401	1.5%	0.5%	0.7%	0.8%
% of Patients satisfied with the dentistry they have received	0	0	N/A	89.8%	90.6%	93.4%
% of Patients satisfied with the time they had to wait for an appointment	0	0	N/A	84.2%	83.8%	87.6%

* This is based on patients treated on this contract for their most recent course of treatment. Figures in italics indicate the base number of FP17s or Patient Questionnaire responses are less than 100. N/A is shown where the base number of responses is less than 10 during the period. % is calculated as Quantity/Base number*100

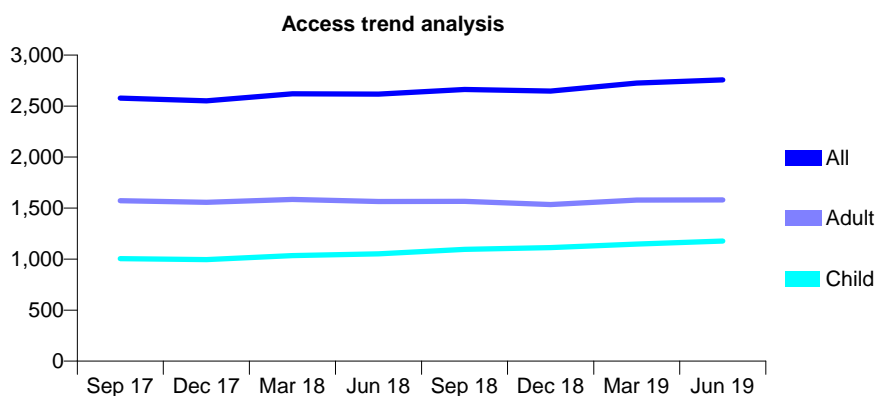
Q62 - Vital Signs At a Glance Contract Report for 189286/0001 - June 2019

Name or company name	MR M AL-JUBBAWY & MISS N JUBBAWY
Contract type name	GDS Contract
Purpose of contract	General
Contract start date	01/10/2012
Contract end date	

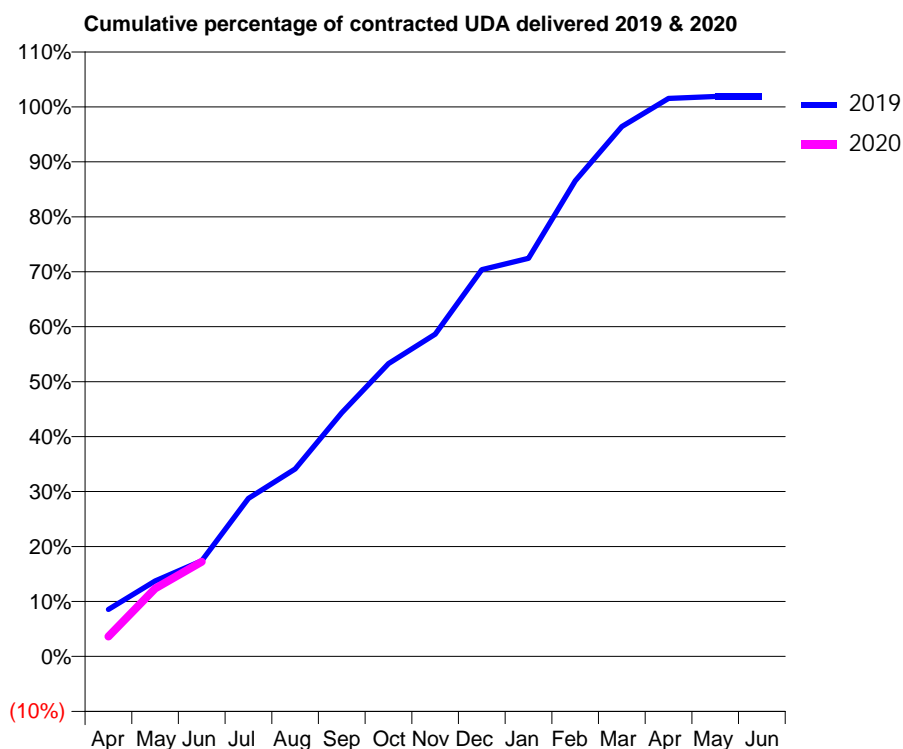
19/20 Contracted general activity (UDA)	8,503
Carry forward general activity (UDA)	0
19/20 Contracted orthodontic activity (UOA)	0
Carry forward orthodontic activity (UOA)	0
Baseline contract value	£268,972.69

ACCESS*

Patients seen in 24 months	Total	Change since previous quarter
Quarter ending June 2018	2,617	
Quarter ending September 2018	2,663	→
Quarter ending December 2018	2,648	→
Quarter ending March 2019	2,725	↑
Quarter ending June 2019	2,758	→
Variance since June 2018	5.4%	↑



ACTIVITY



Month	2019	2020
April	728	308
May	1,170	1,052
June	1,481	1,465
July	2,446	
August	2,900	
September	3,771	
October	4,530	
November	4,985	
December	5,985	
January	6,161	
February	7,360	
March	8,198	
April	8,632	
May	8,664	
June	8,664	

QUALITY

	Quantity	Base Number	Contract	AT	Region	England
% of FP17s for the same patient ID Re-attending within 3 months - Children	7	329	2.1%	10.0%	11.9%	11.4%
% of FP17s for the same patient ID Re-attending within 3 months - Adults	37	399	9.3%	16.3%	17.2%	15.4%
% of FP17s for the same patient ID Re-attending between 3 & 9 months - Children	179	329	54.4%	50.0%	49.8%	59.8%
% of FP17s for the same patient ID Re-attending between 3 & 9 months - Adults	170	399	42.6%	38.6%	39.5%	52.1%
% of FP17s for Band 1 Urgent Courses	36	558	6.5%	11.8%	11.2%	9.2%
% of FP17s Relating to Free Repair or Replacements	0	558	0.0%	0.5%	0.5%	0.7%
% of FP17s Relating to Continuations	0	558	0.0%	0.5%	0.7%	0.8%
% of Patients satisfied with the dentistry they have received	1	1	N/A	89.8%	90.6%	93.4%
% of Patients satisfied with the time they had to wait for an appointment	1	1	N/A	84.2%	83.8%	87.6%

* This is based on patients treated on this contract for their most recent course of treatment. Figures in italics indicate the base number of FP17s or Patient Questionnaire responses are less than 100. N/A is shown where the base number of responses is less than 10 during the period. % is calculated as Quantity/Base number*100

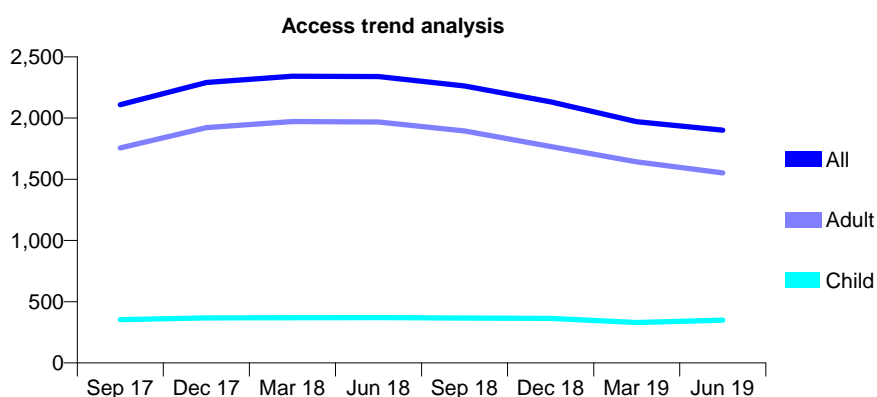
Q62 - Vital Signs At a Glance Contract Report for 189812/0001 - June 2019

Name or company name	MS M ZHAND
Contract type name	GDS Contract
Purpose of contract	General
Contract start date	01/08/2010
Contract end date	

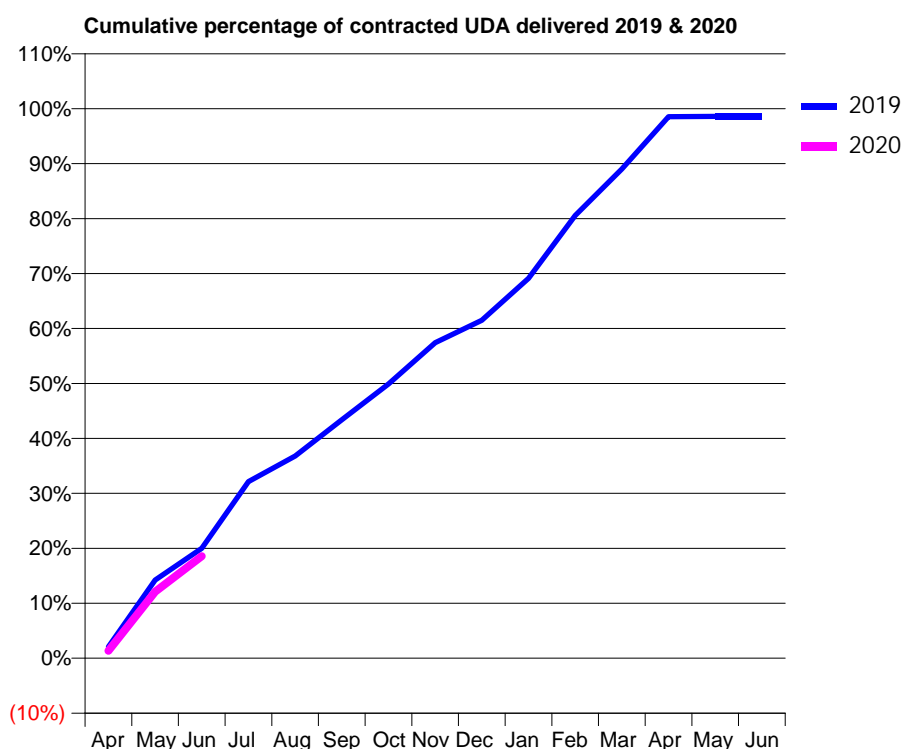
19/20 Contracted general activity (UDA)	6,084
Carry forward general activity (UDA)	0
19/20 Contracted orthodontic activity (UOA)	0
Carry forward orthodontic activity (UOA)	0
Baseline contract value	£216,126.42

ACCESS*

Patients seen in 24 months	Total	Change since previous quarter
Quarter ending June 2018	2,339	
Quarter ending September 2018	2,262	↓
Quarter ending December 2018	2,132	↓
Quarter ending March 2019	1,971	↓
Quarter ending June 2019	1,901	↓
Variance since June 2018	(18.7%)	↓



ACTIVITY



Month	2019	2020
April	127	83
May	865	736
June	1,218	1,130
July	1,955	
August	2,240	
September	2,639	
October	3,036	
November	3,494	
December	3,743	
January	4,206	
February	4,900	
March	5,415	
April	5,995	
May	5,999	
June	5,999	

QUALITY

	Quantity	Base Number	Contract	AT	Region	England
% of FP17s for the same patient ID Re-attending within 3 months - Children	1	123	0.8%	10.0%	11.9%	11.4%
% of FP17s for the same patient ID Re-attending within 3 months - Adults	17	272	6.3%	16.3%	17.2%	15.4%
% of FP17s for the same patient ID Re-attending between 3 & 9 months - Children	51	123	41.5%	50.0%	49.8%	59.8%
% of FP17s for the same patient ID Re-attending between 3 & 9 months - Adults	72	272	26.5%	38.6%	39.5%	52.1%
% of FP17s for Band 1 Urgent Courses	18	262	6.9%	11.8%	11.2%	9.2%
% of FP17s Relating to Free Repair or Replacements	0	262	0.0%	0.5%	0.5%	0.7%
% of FP17s Relating to Continuations	0	262	0.0%	0.5%	0.7%	0.8%
% of Patients satisfied with the dentistry they have received	0	0	N/A	89.8%	90.6%	93.4%
% of Patients satisfied with the time they had to wait for an appointment	0	0	N/A	84.2%	83.8%	87.6%

* This is based on patients treated on this contract for their most recent course of treatment.

Figures in italics indicate the base number of FP17s or Patient Questionnaire responses are less than 100. N/A is shown where the base number of responses is less than 10 during the period. % is calculated as Quantity/Base number*100

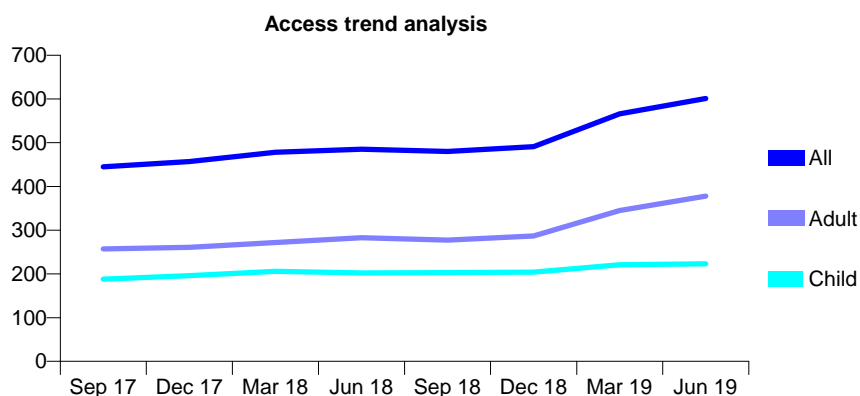
Q62 - Vital Signs At a Glance Contract Report for 190195/0003 - June 2019

Name or company name	Xeon Smiles UK Ltd
Contract type name	GDS Contract
Purpose of contract	General
Contract start date	01/04/2006
Contract end date	

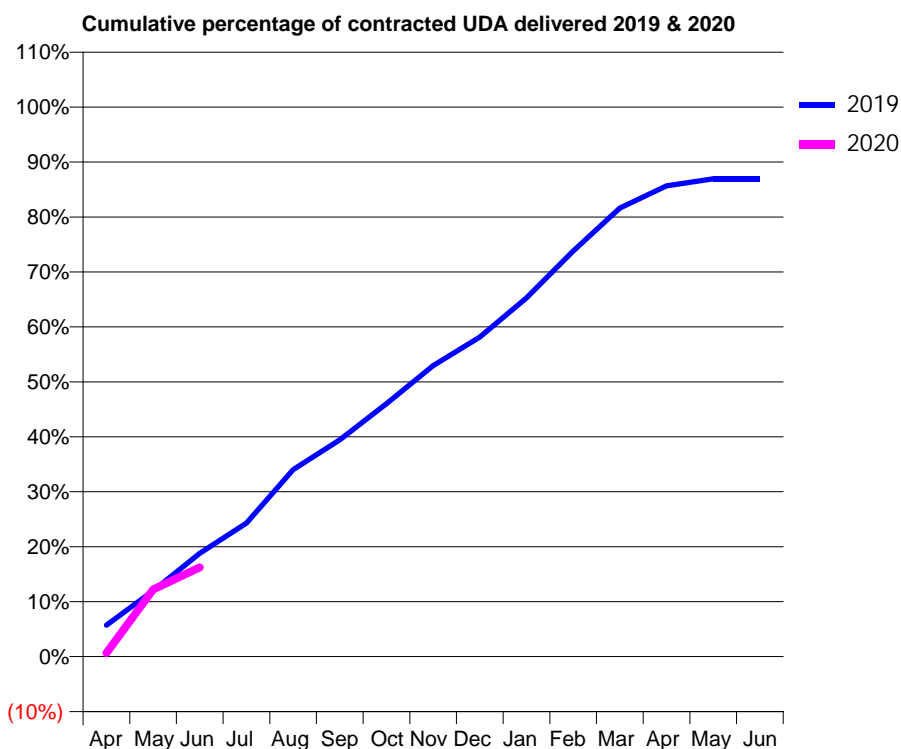
19/20 Contracted general activity (UDA)	2,685
Carry forward general activity (UDA)	0
19/20 Contracted orthodontic activity (UOA)	0
Carry forward orthodontic activity (UOA)	0
Baseline contract value	£67,126.05

ACCESS*

Patients seen in 24 months	Total	Change since previous quarter
Quarter ending June 2018	485	
Quarter ending September 2018	480	↓
Quarter ending December 2018	491	↑
Quarter ending March 2019	566	↑
Quarter ending June 2019	601	↑
Variance since June 2018	23.9%	↑



ACTIVITY



Month	Adjusted Scheduled Activity (UDA)	
	2019	2020
April	154	18
May	321	328
June	505	436
July	653	
August	914	
September	1,059	
October	1,236	
November	1,422	
December	1,561	
January	1,753	
February	1,982	
March	2,191	
April	2,300	
May	2,334	
June	2,334	

QUALITY

	Quantity	Base Number	Contract	AT	Region	England
% of FP17s for the same patient ID Re-attending within 3 months - Children	11	71	15.5%	10.0%	11.9%	11.4%
% of FP17s for the same patient ID Re-attending within 3 months - Adults	20	133	15.0%	16.3%	17.2%	15.4%
% of FP17s for the same patient ID Re-attending between 3 & 9 months - Children	31	71	43.7%	50.0%	49.8%	59.8%
% of FP17s for the same patient ID Re-attending between 3 & 9 months - Adults	46	133	34.6%	38.6%	39.5%	52.1%
% of FP17s for Band 1 Urgent Courses	11	156	7.1%	11.8%	11.2%	9.2%
% of FP17s Relating to Free Repair or Replacements	0	156	0.0%	0.5%	0.5%	0.7%
% of FP17s Relating to Continuations	0	156	0.0%	0.5%	0.7%	0.8%
% of Patients satisfied with the dentistry they have received	1	1	N/A	89.8%	90.6%	93.4%
% of Patients satisfied with the time they had to wait for an appointment	1	1	N/A	84.2%	83.8%	87.6%

* This is based on patients treated on this contract for their most recent course of treatment. Figures in italics indicate the base number of FP17s or Patient Questionnaire responses are less than 100. N/A is shown where the base number of responses is less than 10 during the period. % is calculated as Quantity/Base number*100

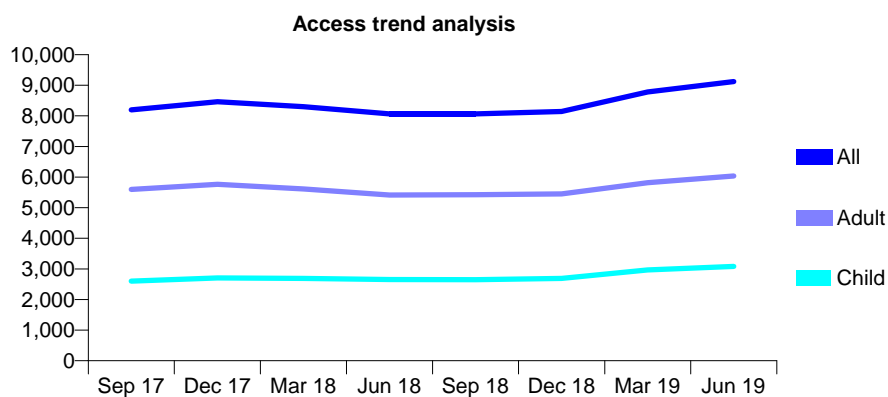
Q62 - Vital Signs At a Glance Contract Report for 191345/0001 - June 2019

Name or company name	Mr. AS Yousif and Mr. ZM Shamoon
Contract type name	GDS Contract
Purpose of contract	General
Contract start date	01/05/2013
Contract end date	

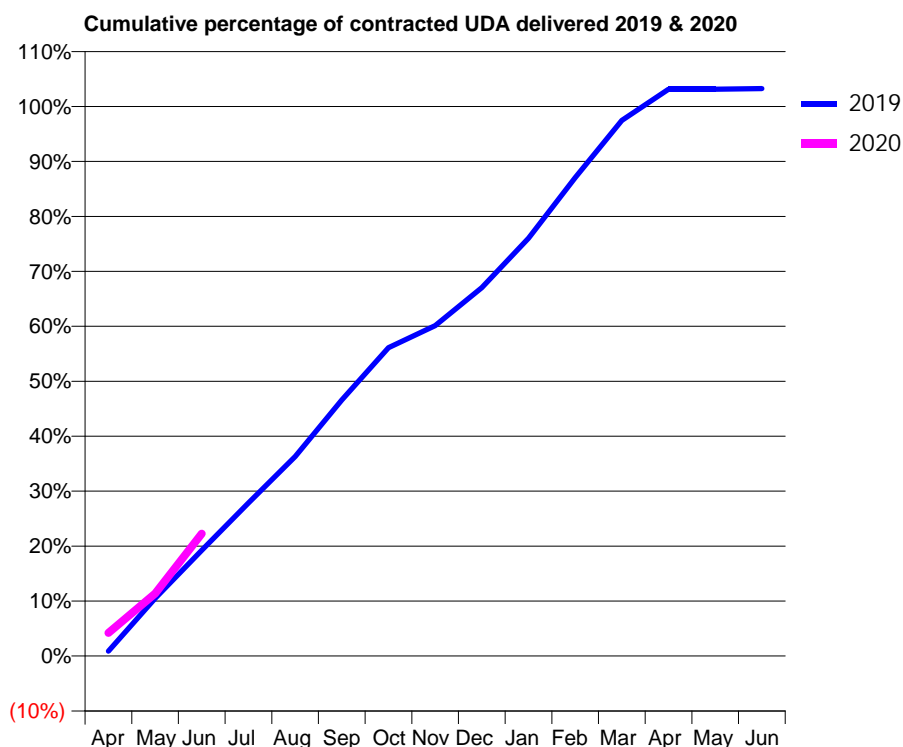
19/20 Contracted general activity (UDA)	22,048
Carry forward general activity (UDA)	0
19/20 Contracted orthodontic activity (UOA)	0
Carry forward orthodontic activity (UOA)	0
Baseline contract value	£617,900.84

ACCESS*

Patients seen in 24 months	Total	Change since previous quarter
Quarter ending June 2018	8,069	
Quarter ending September 2018	8,068	→
Quarter ending December 2018	8,142	→
Quarter ending March 2019	8,781	↑
Quarter ending June 2019	9,120	↑
Variance since June 2018	13.0%	↑



ACTIVITY



Month	Adjusted Scheduled Activity (UDA)	
	2019	2020
April	197	931
May	2,312	2,509
June	4,243	4,911
July	6,138	
August	8,007	
September	10,269	
October	12,369	
November	13,257	
December	14,781	
January	16,762	
February	19,196	
March	21,490	
April	22,736	
May	22,743	
June	22,762	

QUALITY

	Quantity	Base Number	Contract	AT	Region	England
% of FP17s for the same patient ID Re-attending within 3 months - Children	114	1,080	10.6%	10.0%	11.9%	11.4%
% of FP17s for the same patient ID Re-attending within 3 months - Adults	298	1,719	17.3%	16.3%	17.2%	15.4%
% of FP17s for the same patient ID Re-attending between 3 & 9 months - Children	450	1,080	41.7%	50.0%	49.8%	59.8%
% of FP17s for the same patient ID Re-attending between 3 & 9 months - Adults	475	1,719	27.6%	38.6%	39.5%	52.1%
% of FP17s for Band 1 Urgent Courses	279	2,070	13.5%	11.8%	11.2%	9.2%
% of FP17s Relating to Free Repair or Replacements	6	2,070	0.3%	0.5%	0.5%	0.7%
% of FP17s Relating to Continuations	0	2,070	0.0%	0.5%	0.7%	0.8%
% of Patients satisfied with the dentistry they have received	4	4	N/A	89.8%	90.6%	93.4%
% of Patients satisfied with the time they had to wait for an appointment	2	4	N/A	84.2%	83.8%	87.6%

* This is based on patients treated on this contract for their most recent course of treatment. Figures in italics indicate the base number of FP17s or Patient Questionnaire responses are less than 100. N/A is shown where the base number of responses is less than 10 during the period. % is calculated as Quantity/Base number*100

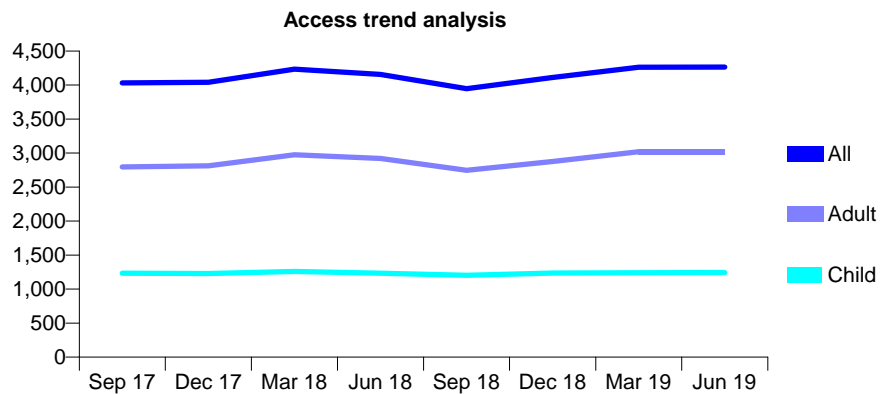
Q62 - Vital Signs At a Glance Contract Report for 191507/0001 - June 2019

Name or company name	Perfect Smile
Contract type name	GDS Contract
Purpose of contract	General
Contract start date	01/01/2012
Contract end date	

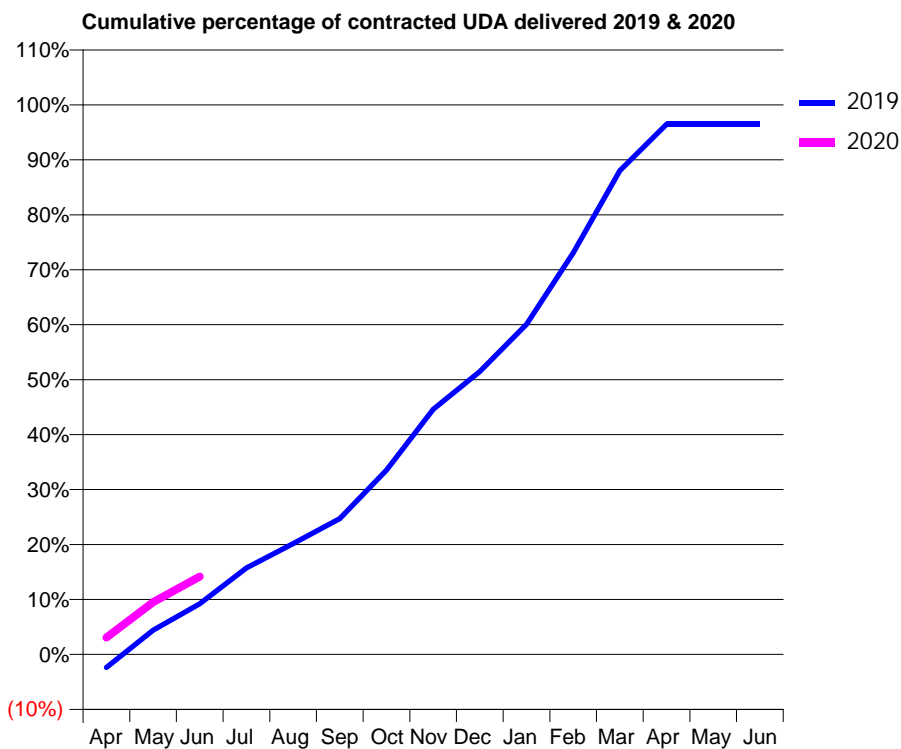
19/20 Contracted general activity (UDA)	9,616
Carry forward general activity (UDA)	0
19/20 Contracted orthodontic activity (UOA)	0
Carry forward orthodontic activity (UOA)	0
Baseline contract value	£259,792.18

ACCESS*

Patients seen in 24 months	Total	Change since previous quarter
Quarter ending June 2018	4,155	
Quarter ending September 2018	3,949	↓
Quarter ending December 2018	4,112	↑
Quarter ending March 2019	4,262	↑
Quarter ending June 2019	4,265	→
Variance since June 2018	2.6%	↑



ACTIVITY



Month	2019	2020
April	-231	294
May	422	915
June	887	1,361
July	1,514	
August	1,939	
September	2,378	
October	3,224	
November	4,288	
December	4,949	
January	5,777	
February	7,027	
March	8,465	
April	9,276	
May	9,276	
June	9,276	

QUALITY

	Quantity	Base Number	Contract	AT	Region	England
% of FP17s for the same patient ID Re-attending within 3 months - Children	22	347	6.3%	10.0%	11.9%	11.4%
% of FP17s for the same patient ID Re-attending within 3 months - Adults	88	729	12.1%	16.3%	17.2%	15.4%
% of FP17s for the same patient ID Re-attending between 3 & 9 months - Children	180	347	51.9%	50.0%	49.8%	59.8%
% of FP17s for the same patient ID Re-attending between 3 & 9 months - Adults	209	729	28.7%	38.6%	39.5%	52.1%
% of FP17s for Band 1 Urgent Courses	112	786	14.2%	11.8%	11.2%	9.2%
% of FP17s Relating to Free Repair or Replacements	5	786	0.6%	0.5%	0.5%	0.7%
% of FP17s Relating to Continuations	15	786	1.9%	0.5%	0.7%	0.8%
% of Patients satisfied with the dentistry they have received	1	1	N/A	89.8%	90.6%	93.4%
% of Patients satisfied with the time they had to wait for an appointment	1	1	N/A	84.2%	83.8%	87.6%

* This is based on patients treated on this contract for their most recent course of treatment. Figures in italics indicate the base number of FP17s or Patient Questionnaire responses are less than 100. N/A is shown where the base number of responses is less than 10 during the period. % is calculated as Quantity/Base number*100

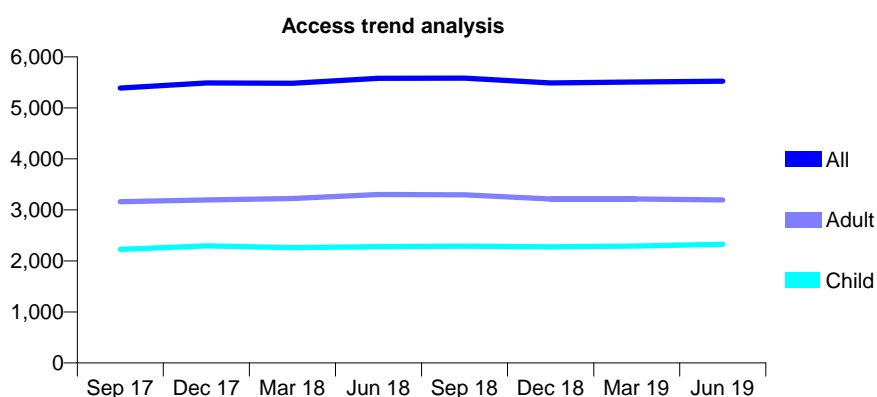
Q62 - Vital Signs At a Glance Contract Report for 193631/0001 - June 2019

Name or company name	Dr Natasha Luthra & Dr Trishna Dhot
Contract type name	GDS Contract
Purpose of contract	General
Contract start date	01/06/2013
Contract end date	

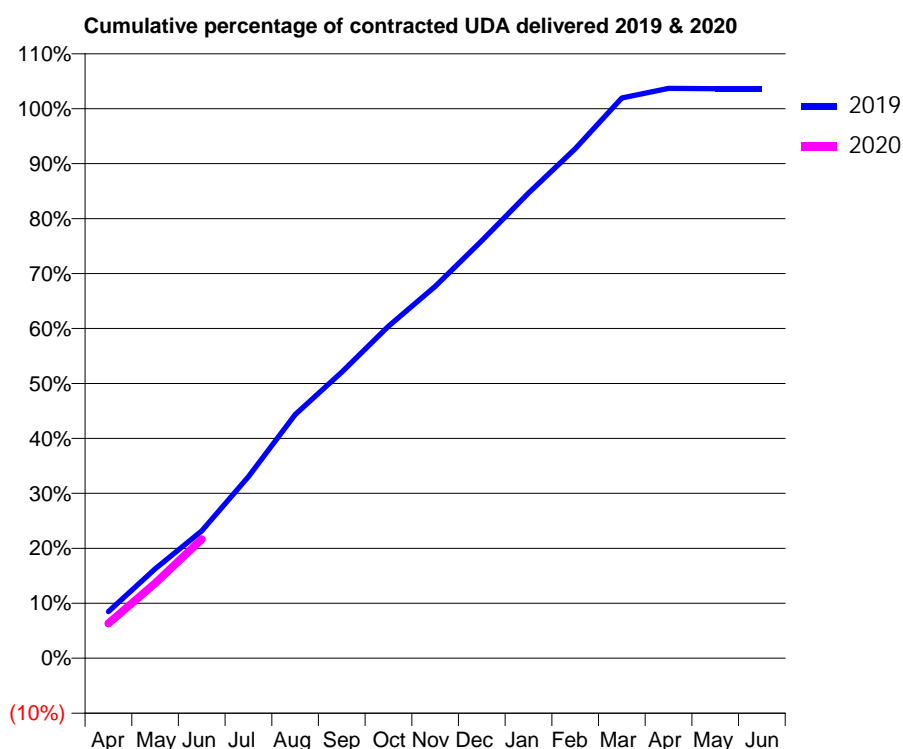
19/20 Contracted general activity (UDA)	12,297
Carry forward general activity (UDA)	0
19/20 Contracted orthodontic activity (UOA)	0
Carry forward orthodontic activity (UOA)	0
Baseline contract value	£278,785.41

ACCESS*

Patients seen in 24 months	Total	Change since previous quarter
Quarter ending June 2018	5,581	
Quarter ending September 2018	5,583	→
Quarter ending December 2018	5,489	↓
Quarter ending March 2019	5,507	→
Quarter ending June 2019	5,522	→
Variance since June 2018	(1.1%)	↓



ACTIVITY



Month	2019	2020
April	1,045	781
May	2,001	1,680
June	2,850	2,664
July	4,062	
August	5,454	
September	6,401	
October	7,430	
November	8,323	
December	9,341	
January	10,407	
February	11,400	
March	12,534	
April	12,749	
May	12,743	
June	12,744	

QUALITY

	Quantity	Base Number	Contract	AT	Region	England
% of FP17s for the same patient ID Re-attending within 3 months - Children	55	763	7.2%	10.0%	11.9%	11.4%
% of FP17s for the same patient ID Re-attending within 3 months - Adults	96	777	12.4%	16.3%	17.2%	15.4%
% of FP17s for the same patient ID Re-attending between 3 & 9 months - Children	425	763	55.7%	50.0%	49.8%	59.8%
% of FP17s for the same patient ID Re-attending between 3 & 9 months - Adults	353	777	45.4%	38.6%	39.5%	52.1%
% of FP17s for Band 1 Urgent Courses	84	1,416	5.9%	11.8%	11.2%	9.2%
% of FP17s Relating to Free Repair or Replacements	5	1,416	0.4%	0.5%	0.5%	0.7%
% of FP17s Relating to Continuations	3	1,416	0.2%	0.5%	0.7%	0.8%
% of Patients satisfied with the dentistry they have received	6	6	N/A	89.8%	90.6%	93.4%
% of Patients satisfied with the time they had to wait for an appointment	5	6	N/A	84.2%	83.8%	87.6%

* This is based on patients treated on this contract for their most recent course of treatment.

Figures in italics indicate the base number of FP17s or Patient Questionnaire responses are less than 100. N/A is shown where the base number of responses is less than 10 during the period. % is calculated as Quantity/Base number*100

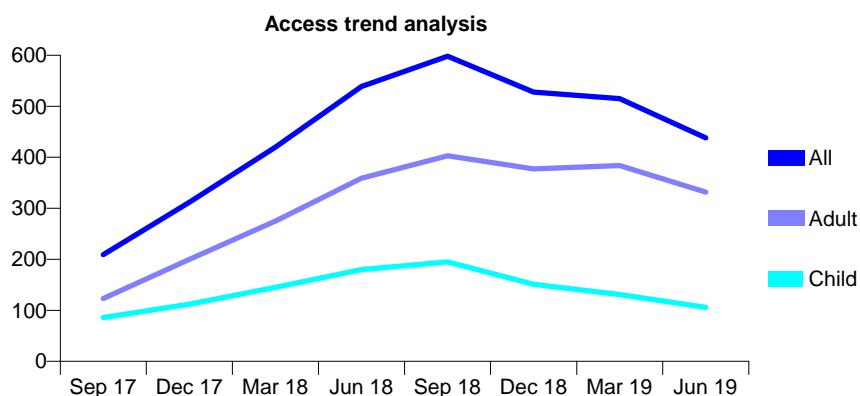
Q62 - Vital Signs At a Glance Contract Report for 194522/0001 - June 2019

Name or company name	Bhutta, Padayachee and associates
Contract type name	GDS Contract
Purpose of contract	General
Contract start date	01/04/2011
Contract end date	

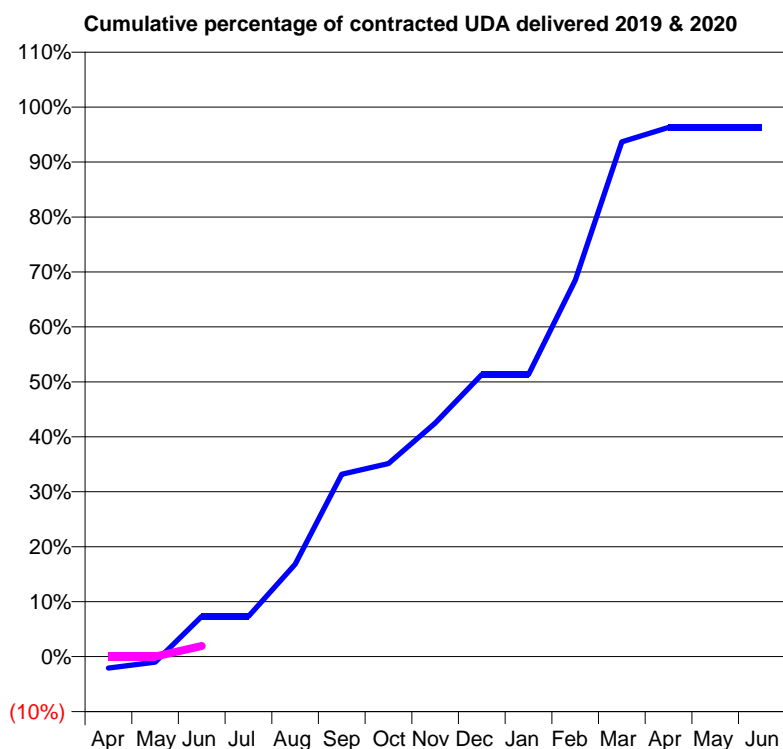
19/20 Contracted general activity (UDA)	720
Carry forward general activity (UDA)	0
19/20 Contracted orthodontic activity (UOA)	0
Carry forward orthodontic activity (UOA)	0
Baseline contract value	£20,257.21

ACCESS*

Patients seen in 24 months	Total	Change since previous quarter
Quarter ending June 2018	539	
Quarter ending September 2018	598	↑
Quarter ending December 2018	528	↓
Quarter ending March 2019	515	↓
Quarter ending June 2019	438	↓
Variance since June 2018	(18.7%)	↓



ACTIVITY



Month	Adjusted Scheduled Activity (UDA)	
	2019	2020
April	-15	0
May	-7	0
June	53	14
July	53	
August	121	
September	239	
October	253	
November	306	
December	370	
January	370	
February	493	
March	674	
April	693	
May	693	
June	693	

QUALITY

	Quantity	Base Number	Contract	AT	Region	England
% of FP17s for the same patient ID Re-attending within 3 months - Children	0	8	0.0%	10.0%	11.9%	11.4%
% of FP17s for the same patient ID Re-attending within 3 months - Adults	0	7	0.0%	16.3%	17.2%	15.4%
% of FP17s for the same patient ID Re-attending between 3 & 9 months - Children	1	8	12.5%	50.0%	49.8%	59.8%
% of FP17s for the same patient ID Re-attending between 3 & 9 months - Adults	1	7	14.3%	38.6%	39.5%	52.1%
% of FP17s for Band 1 Urgent Courses	0	8	0.0%	11.8%	11.2%	9.2%
% of FP17s Relating to Free Repair or Replacements	0	8	0.0%	0.5%	0.5%	0.7%
% of FP17s Relating to Continuations	0	8	0.0%	0.5%	0.7%	0.8%
% of Patients satisfied with the dentistry they have received	0	0	N/A	89.8%	90.6%	93.4%
% of Patients satisfied with the time they had to wait for an appointment	0	0	N/A	84.2%	83.8%	87.6%

* This is based on patients treated on this contract for their most recent course of treatment. Figures in italics indicate the base number of FP17s or Patient Questionnaire responses are less than 100. N/A is shown where the base number of responses is less than 10 during the period. % is calculated as Quantity/Base number*100

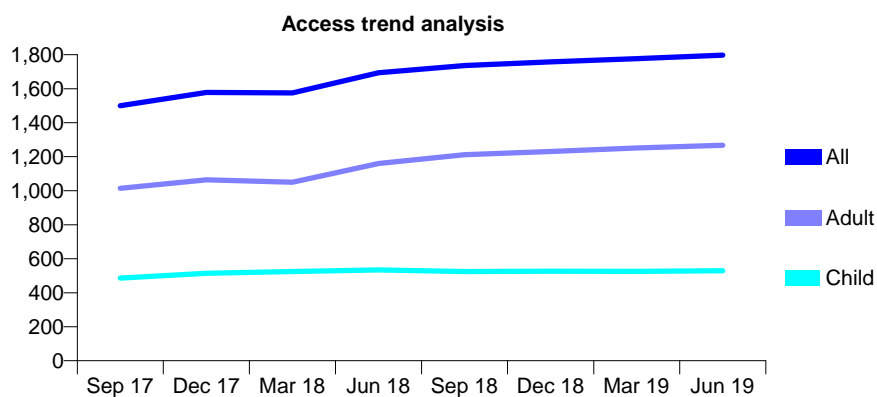
Q62 - Vital Signs At a Glance Contract Report for 198080/0001 - June 2019

Name or company name	Smile For Life
Contract type name	GDS Contract
Purpose of contract	General
Contract start date	01/11/2015
Contract end date	

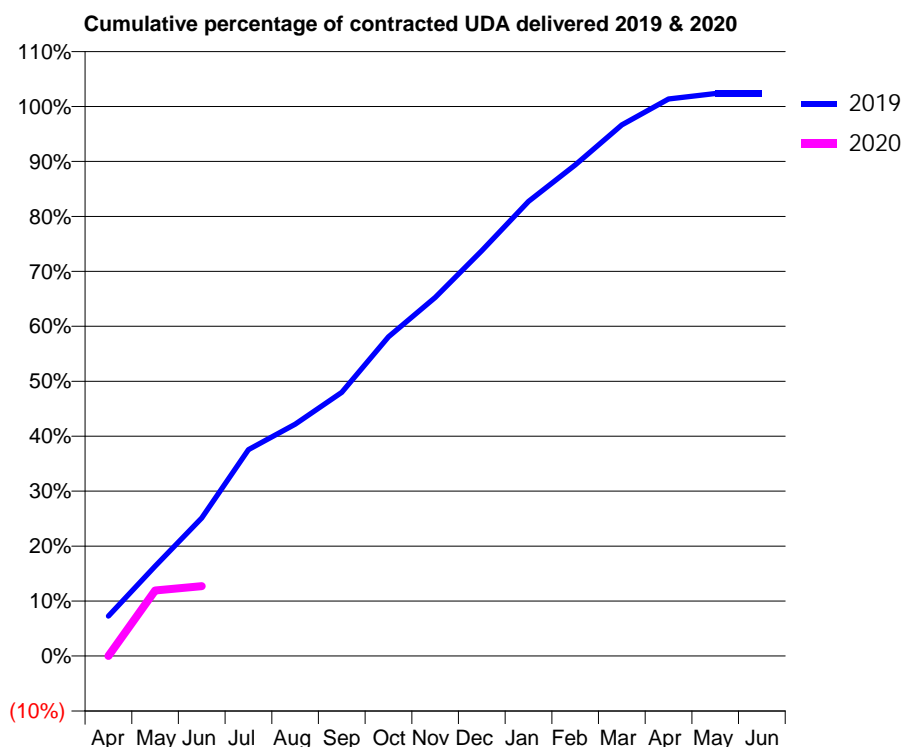
19/20 Contracted general activity (UDA)	8,136
Carry forward general activity (UDA)	0
19/20 Contracted orthodontic activity (UOA)	0
Carry forward orthodontic activity (UOA)	0
Baseline contract value	£293,303.49

ACCESS*

Patients seen in 24 months	Total	Change since previous quarter
Quarter ending June 2018	1,694	
Quarter ending September 2018	1,736	↑
Quarter ending December 2018	1,757	→
Quarter ending March 2019	1,777	→
Quarter ending June 2019	1,797	→
Variance since June 2018	6.1%	↑



ACTIVITY



Month	Adjusted Scheduled Activity (UDA)	
	2019	2020
April	592	0
May	1,331	970
June	2,045	1,033
July	3,056	
August	3,432	
September	3,904	
October	4,726	
November	5,308	
December	6,000	
January	6,729	
February	7,270	
March	7,863	
April	8,245	
May	8,326	
June	8,326	

QUALITY

	Quantity	Base Number	Contract	AT	Region	England
% of FP17s for the same patient ID Re-attending within 3 months - Children	14	136	10.3%	10.0%	11.9%	11.4%
% of FP17s for the same patient ID Re-attending within 3 months - Adults	28	285	9.8%	16.3%	17.2%	15.4%
% of FP17s for the same patient ID Re-attending between 3 & 9 months - Children	70	136	51.5%	50.0%	49.8%	59.8%
% of FP17s for the same patient ID Re-attending between 3 & 9 months - Adults	128	285	44.9%	38.6%	39.5%	52.1%
% of FP17s for Band 1 Urgent Courses	1	280	0.4%	11.8%	11.2%	9.2%
% of FP17s Relating to Free Repair or Replacements	0	280	0.0%	0.5%	0.5%	0.7%
% of FP17s Relating to Continuations	1	280	0.4%	0.5%	0.7%	0.8%
% of Patients satisfied with the dentistry they have received	2	2	N/A	89.8%	90.6%	93.4%
% of Patients satisfied with the time they had to wait for an appointment	2	2	N/A	84.2%	83.8%	87.6%

* This is based on patients treated on this contract for their most recent course of treatment. Figures in italics indicate the base number of FP17s or Patient Questionnaire responses are less than 100. N/A is shown where the base number of responses is less than 10 during the period. % is calculated as Quantity/Base number*100

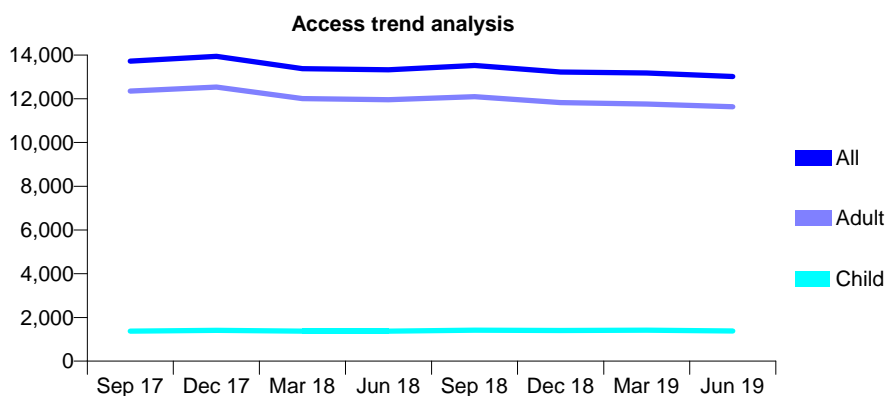
Q62 - Vital Signs At a Glance Contract Report for 199303/0001 - June 2019

Name or company name	Mrs R Szasz & Miss E Szasz
Contract type name	GDS Contract
Purpose of contract	General
Contract start date	01/07/2012
Contract end date	

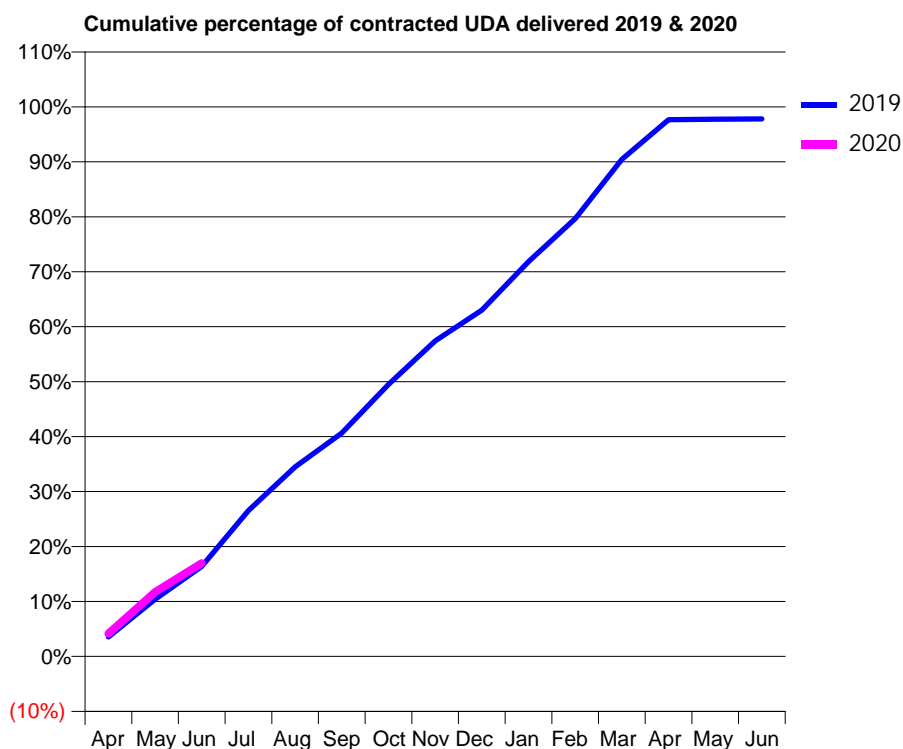
19/20 Contracted general activity (UDA)	32,422
Carry forward general activity (UDA)	0
19/20 Contracted orthodontic activity (UOA)	0
Carry forward orthodontic activity (UOA)	0
Baseline contract value	£1,171,673.90

ACCESS*

Patients seen in 24 months	Total	Change since previous quarter
Quarter ending June 2018	13,324	
Quarter ending September 2018	13,522	→
Quarter ending December 2018	13,225	↓
Quarter ending March 2019	13,179	→
Quarter ending June 2019	13,020	↓
Variance since June 2018	(2.3%)	↓



ACTIVITY



Month	2019	2020
April	1,154	1,346
May	3,378	3,802
June	5,311	5,502
July	8,615	
August	11,188	
September	13,177	
October	16,048	
November	18,621	
December	20,429	
January	23,288	
February	25,823	
March	29,319	
April	31,667	
May	31,695	
June	31,710	

QUALITY

	Quantity	Base Number	Contract	AT	Region	England
% of FP17s for the same patient ID Re-attending within 3 months - Children	21	325	6.5%	10.0%	11.9%	11.4%
% of FP17s for the same patient ID Re-attending within 3 months - Adults	651	3,006	21.7%	16.3%	17.2%	15.4%
% of FP17s for the same patient ID Re-attending between 3 & 9 months - Children	108	325	33.2%	50.0%	49.8%	59.8%
% of FP17s for the same patient ID Re-attending between 3 & 9 months - Adults	781	3,006	26.0%	38.6%	39.5%	52.1%
% of FP17s for Band 1 Urgent Courses	495	2,482	19.9%	11.8%	11.2%	9.2%
% of FP17s Relating to Free Repair or Replacements	35	2,482	1.4%	0.5%	0.5%	0.7%
% of FP17s Relating to Continuations	37	2,482	1.5%	0.5%	0.7%	0.8%
% of Patients satisfied with the dentistry they have received	3	4	N/A	89.8%	90.6%	93.4%
% of Patients satisfied with the time they had to wait for an appointment	3	4	N/A	84.2%	83.8%	87.6%

* This is based on patients treated on this contract for their most recent course of treatment. Figures in italics indicate the base number of FP17s or Patient Questionnaire responses are less than 100. N/A is shown where the base number of responses is less than 10 during the period. % is calculated as Quantity/Base number*100

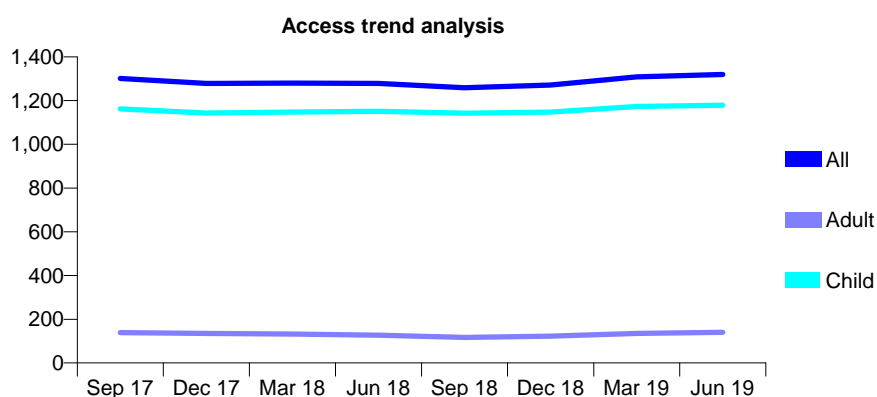
Q62 - Vital Signs At a Glance Contract Report for 199680/0001 - June 2019

Name or company name	KINGSEND DENTAL HEALTH CENTRE
Contract type name	GDS Contract
Purpose of contract	General
Contract start date	13/02/2008
Contract end date	

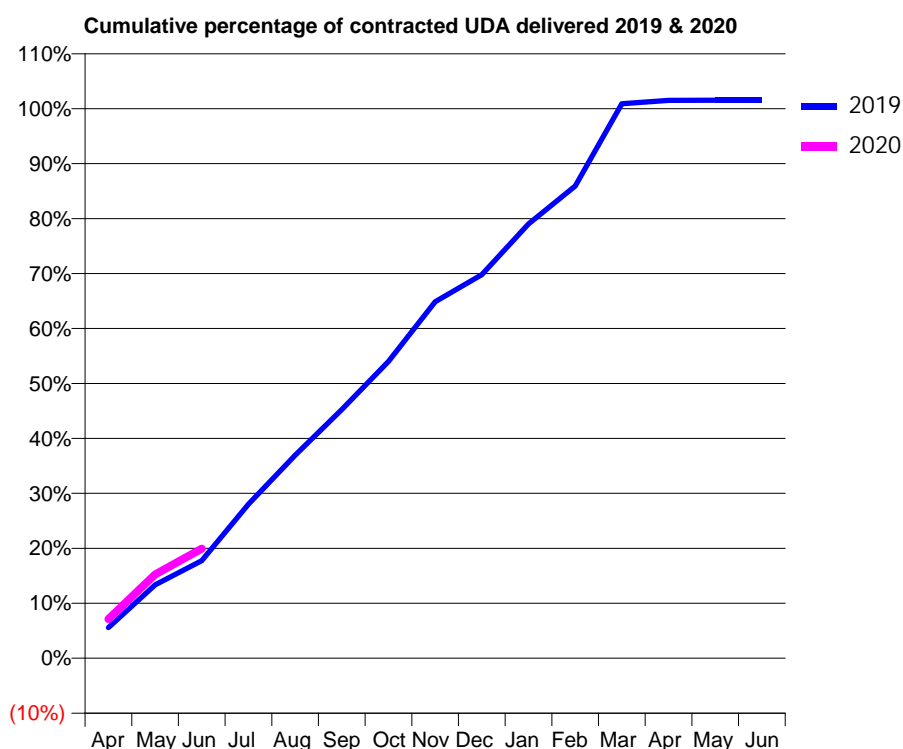
19/20 Contracted general activity (UDA)	2,800
Carry forward general activity (UDA)	0
19/20 Contracted orthodontic activity (UOA)	0
Carry forward orthodontic activity (UOA)	0
Baseline contract value	£60,540.94

ACCESS*

Patients seen in 24 months	Total	Change since previous quarter
Quarter ending June 2018	1,278	
Quarter ending September 2018	1,259	↓
Quarter ending December 2018	1,271	→
Quarter ending March 2019	1,308	↑
Quarter ending June 2019	1,319	→
Variance since June 2018	3.2%	↑



ACTIVITY



Month	2019	2020
April	157	199
May	374	427
June	497	558
July	785	
August	1,034	
September	1,267	
October	1,512	
November	1,817	
December	1,954	
January	2,212	
February	2,406	
March	2,825	
April	2,842	
May	2,843	
June	2,843	

QUALITY

	Quantity	Base Number	Contract	AT	Region	England
% of FP17s for the same patient ID Re-attending within 3 months - Children	27	379	7.1%	10.0%	11.9%	11.4%
% of FP17s for the same patient ID Re-attending within 3 months - Adults	1	16	6.3%	16.3%	17.2%	15.4%
% of FP17s for the same patient ID Re-attending between 3 & 9 months - Children	226	379	59.6%	50.0%	49.8%	59.8%
% of FP17s for the same patient ID Re-attending between 3 & 9 months - Adults	12	16	75.0%	38.6%	39.5%	52.1%
% of FP17s for Band 1 Urgent Courses	16	381	4.2%	11.8%	11.2%	9.2%
% of FP17s Relating to Free Repair or Replacements	0	381	0.0%	0.5%	0.5%	0.7%
% of FP17s Relating to Continuations	0	381	0.0%	0.5%	0.7%	0.8%
% of Patients satisfied with the dentistry they have received	0	0	N/A	89.8%	90.6%	93.4%
% of Patients satisfied with the time they had to wait for an appointment	0	0	N/A	84.2%	83.8%	87.6%

* This is based on patients treated on this contract for their most recent course of treatment.

Figures in italics indicate the base number of FP17s or Patient Questionnaire responses are less than 100. N/A is shown where the base number of responses is less than 10 during the period. % is calculated as Quantity/Base number*100

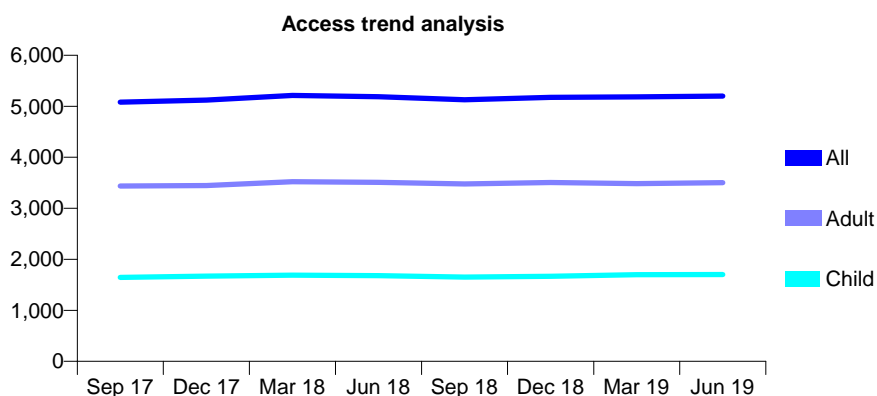
Q62 - Vital Signs At a Glance Contract Report for 202231/0002 - June 2019

Name or company name	VND Partnership
Contract type name	GDS Contract
Purpose of contract	General
Contract start date	01/05/2010
Contract end date	

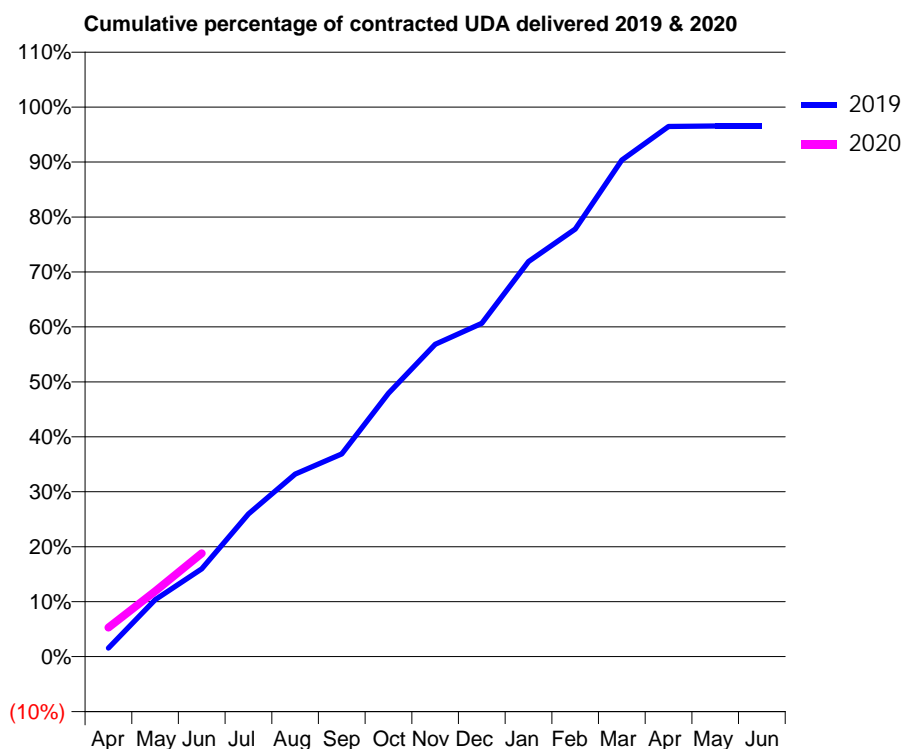
19/20 Contracted general activity (UDA)	12,995
Carry forward general activity (UDA)	0
19/20 Contracted orthodontic activity (UOA)	0
Carry forward orthodontic activity (UOA)	0
Baseline contract value	£393,178.66

ACCESS*

Patients seen in 24 months	Total	Change since previous quarter
Quarter ending June 2018	5,189	
Quarter ending September 2018	5,128	↓
Quarter ending December 2018	5,175	→
Quarter ending March 2019	5,182	→
Quarter ending June 2019	5,202	→
Variance since June 2018	0.3%	→



ACTIVITY



Month	Adjusted Scheduled Activity (UDA)	
	2019	2020
April	203	690
May	1,345	1,548
June	2,076	2,444
July	3,373	
August	4,315	
September	4,795	
October	6,225	
November	7,387	
December	7,881	
January	9,342	
February	10,109	
March	11,743	
April	12,536	
May	12,546	
June	12,546	

QUALITY

	Quantity	Base Number	Contract	AT	Region	England
% of FP17s for the same patient ID Re-attending within 3 months - Children	39	473	8.2%	10.0%	11.9%	11.4%
% of FP17s for the same patient ID Re-attending within 3 months - Adults	121	904	13.4%	16.3%	17.2%	15.4%
% of FP17s for the same patient ID Re-attending between 3 & 9 months - Children	212	473	44.8%	50.0%	49.8%	59.8%
% of FP17s for the same patient ID Re-attending between 3 & 9 months - Adults	320	904	35.4%	38.6%	39.5%	52.1%
% of FP17s for Band 1 Urgent Courses	69	924	7.5%	11.8%	11.2%	9.2%
% of FP17s Relating to Free Repair or Replacements	3	924	0.3%	0.5%	0.5%	0.7%
% of FP17s Relating to Continuations	9	924	1.0%	0.5%	0.7%	0.8%
% of Patients satisfied with the dentistry they have received	6	6	N/A	89.8%	90.6%	93.4%
% of Patients satisfied with the time they had to wait for an appointment	6	6	N/A	84.2%	83.8%	87.6%

* This is based on patients treated on this contract for their most recent course of treatment. Figures in italics indicate the base number of FP17s or Patient Questionnaire responses are less than 100. N/A is shown where the base number of responses is less than 10 during the period. % is calculated as Quantity/Base number*100

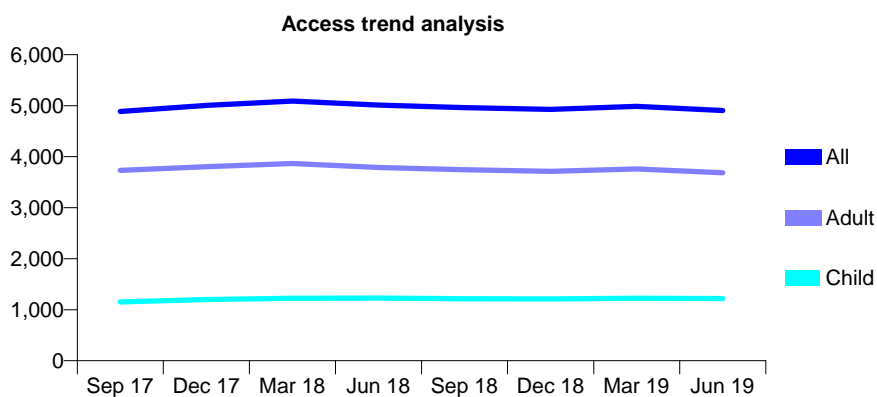
Q62 - Vital Signs At a Glance Contract Report for 203297/0001 - June 2019

Name or company name	Darch & Hutcheson
Contract type name	GDS Contract
Purpose of contract	General
Contract start date	01/04/2006
Contract end date	

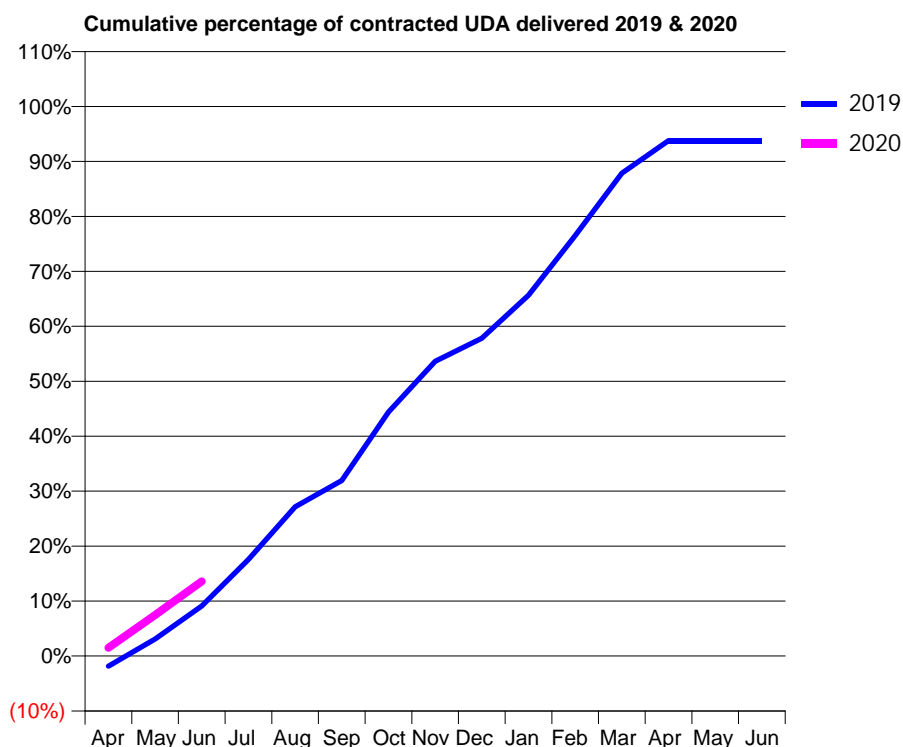
19/20 Contracted general activity (UDA)	14,714
Carry forward general activity (UDA)	0
19/20 Contracted orthodontic activity (UOA)	0
Carry forward orthodontic activity (UOA)	0
Baseline contract value	£378,016.16

ACCESS*

Patients seen in 24 months	Total	Change since previous quarter
Quarter ending June 2018	5,013	
Quarter ending September 2018	4,961	↓
Quarter ending December 2018	4,926	→
Quarter ending March 2019	4,986	→
Quarter ending June 2019	4,906	↓
Variance since June 2018	(2.1%)	↓



ACTIVITY



Month	Adjusted Scheduled Activity (UDA)	
	2019	2020
April	-277	223
May	455	1,102
June	1,340	2,001
July	2,585	
August	3,997	
September	4,697	
October	6,534	
November	7,890	
December	8,506	
January	9,659	
February	11,261	
March	12,926	
April	13,798	
May	13,798	
June	13,799	

QUALITY

	Quantity	Base Number	Contract	AT	Region	England
% of FP17s for the same patient ID Re-attending within 3 months - Children	23	295	7.8%	10.0%	11.9%	11.4%
% of FP17s for the same patient ID Re-attending within 3 months - Adults	133	792	16.8%	16.3%	17.2%	15.4%
% of FP17s for the same patient ID Re-attending between 3 & 9 months - Children	134	295	45.4%	50.0%	49.8%	59.8%
% of FP17s for the same patient ID Re-attending between 3 & 9 months - Adults	284	792	35.9%	38.6%	39.5%	52.1%
% of FP17s for Band 1 Urgent Courses	114	827	13.8%	11.8%	11.2%	9.2%
% of FP17s Relating to Free Repair or Replacements	7	827	0.8%	0.5%	0.5%	0.7%
% of FP17s Relating to Continuations	6	827	0.7%	0.5%	0.7%	0.8%
% of Patients satisfied with the dentistry they have received	5	5	N/A	89.8%	90.6%	93.4%
% of Patients satisfied with the time they had to wait for an appointment	3	5	N/A	84.2%	83.8%	87.6%

* This is based on patients treated on this contract for their most recent course of treatment. Figures in italics indicate the base number of FP17s or Patient Questionnaire responses are less than 100. N/A is shown where the base number of responses is less than 10 during the period. % is calculated as Quantity/Base number*100

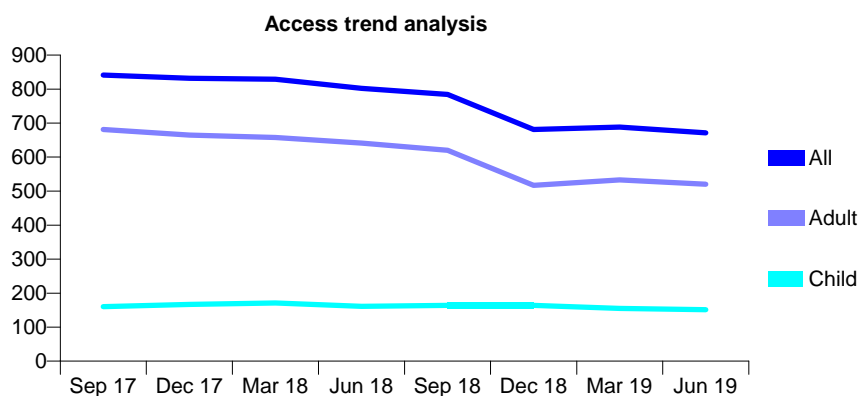
Q62 - Vital Signs At a Glance Contract Report for 204889/0002 - June 2019

Name or company name	MR GN RASHID
Contract type name	GDS Contract
Purpose of contract	General
Contract start date	02/11/2014
Contract end date	

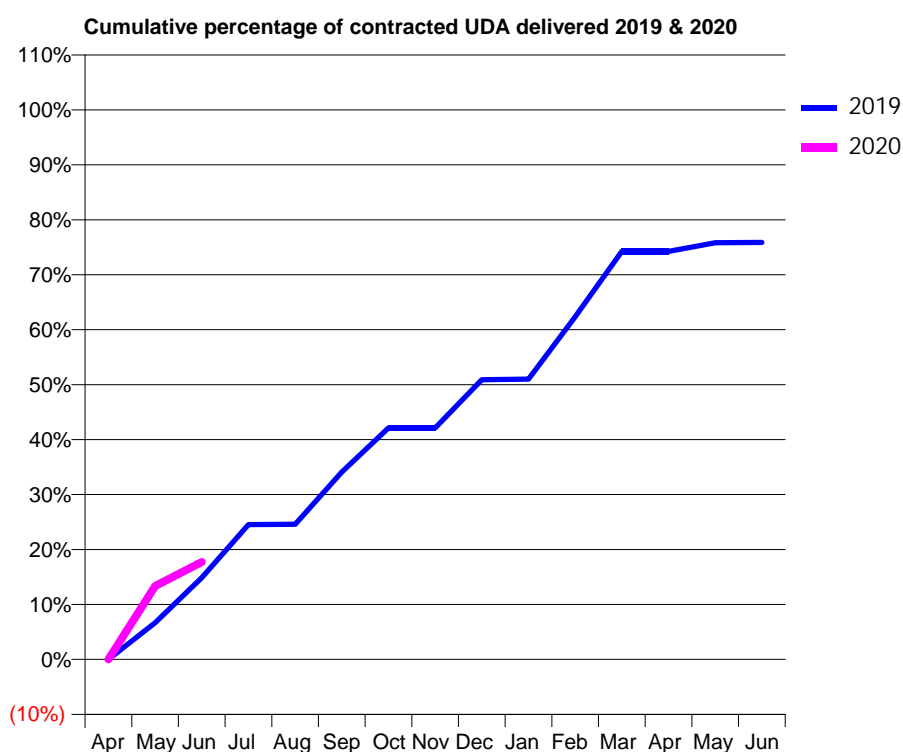
19/20 Contracted general activity (UDA)	2,590
Carry forward general activity (UDA)	0
19/20 Contracted orthodontic activity (UOA)	0
Carry forward orthodontic activity (UOA)	0
Baseline contract value	£84,468.52

ACCESS*

Patients seen in 24 months	Total	Change since previous quarter
Quarter ending June 2018	802	
Quarter ending September 2018	784	↓
Quarter ending December 2018	681	↓
Quarter ending March 2019	688	→
Quarter ending June 2019	671	↓
Variance since June 2018	(16.3%)	↓



ACTIVITY



Month	Adjusted Scheduled Activity (UDA)	
	2019	2020
April	0	0
May	173	346
June	385	459
July	636	
August	637	
September	883	
October	1,091	
November	1,091	
December	1,318	
January	1,321	
February	1,615	
March	1,923	
April	1,923	
May	1,964	
June	1,965	

QUALITY

	Quantity	Base Number	Contract	AT	Region	England
% of FP17s for the same patient ID Re-attending within 3 months - Children	5	36	13.9%	10.0%	11.9%	11.4%
% of FP17s for the same patient ID Re-attending within 3 months - Adults	11	106	10.4%	16.3%	17.2%	15.4%
% of FP17s for the same patient ID Re-attending between 3 & 9 months - Children	4	36	11.1%	50.0%	49.8%	59.8%
% of FP17s for the same patient ID Re-attending between 3 & 9 months - Adults	31	106	29.2%	38.6%	39.5%	52.1%
% of FP17s for Band 1 Urgent Courses	0	124	0.0%	11.8%	11.2%	9.2%
% of FP17s Relating to Free Repair or Replacements	0	124	0.0%	0.5%	0.5%	0.7%
% of FP17s Relating to Continuations	0	124	0.0%	0.5%	0.7%	0.8%
% of Patients satisfied with the dentistry they have received	0	0	N/A	89.8%	90.6%	93.4%
% of Patients satisfied with the time they had to wait for an appointment	0	0	N/A	84.2%	83.8%	87.6%

* This is based on patients treated on this contract for their most recent course of treatment. Figures in italics indicate the base number of FP17s or Patient Questionnaire responses are less than 100. N/A is shown where the base number of responses is less than 10 during the period. % is calculated as Quantity/Base number*100

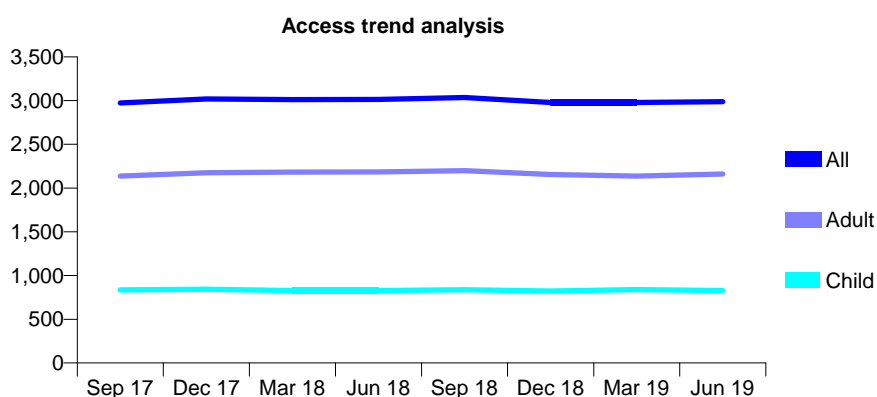
Q62 - Vital Signs At a Glance Contract Report for 208531/0004 - June 2019

Name or company name	Dentistry at 388
Contract type name	GDS Contract
Purpose of contract	General
Contract start date	01/02/2010
Contract end date	

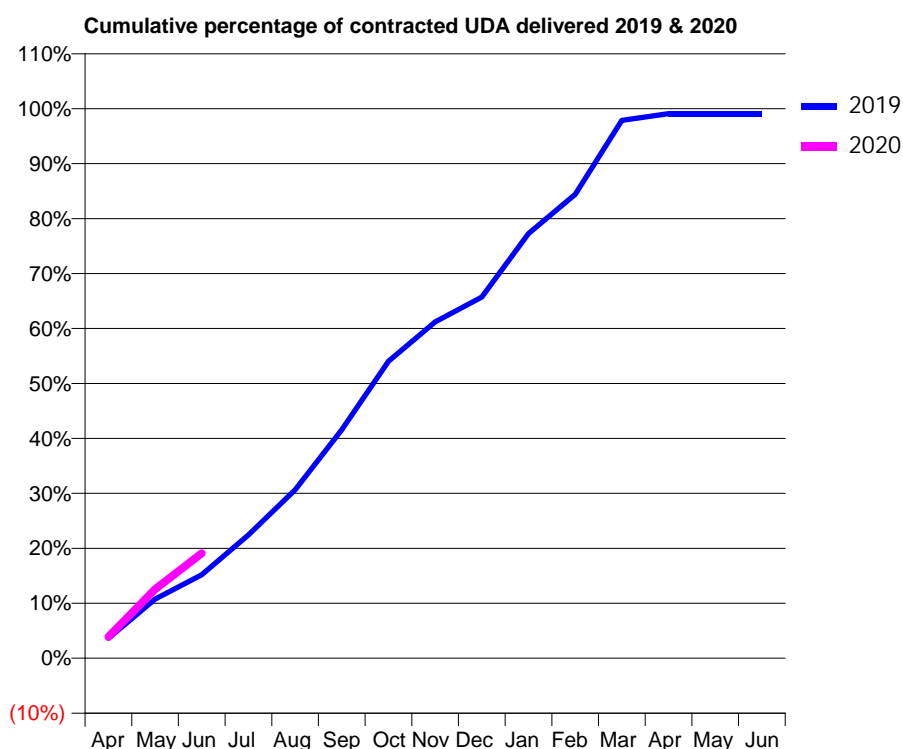
19/20 Contracted general activity (UDA)	7,015
Carry forward general activity (UDA)	0
19/20 Contracted orthodontic activity (UOA)	0
Carry forward orthodontic activity (UOA)	0
Baseline contract value	£176,082.16

ACCESS*

Patients seen in 24 months	Total	Change since previous quarter
Quarter ending June 2018	3,012	
Quarter ending September 2018	3,036	→
Quarter ending December 2018	2,979	↓
Quarter ending March 2019	2,977	→
Quarter ending June 2019	2,988	→
Variance since June 2018	(0.8%)	→



ACTIVITY



Month	2019	2020
April	254	272
May	755	882
June	1,066	1,340
July	1,574	
August	2,150	
September	2,917	
October	3,791	
November	4,294	
December	4,611	
January	5,422	
February	5,921	
March	6,865	
April	6,951	
May	6,951	
June	6,951	

QUALITY

	Quantity	Base Number	Contract	AT	Region	England
% of FP17s for the same patient ID Re-attending within 3 months - Children	12	276	4.3%	10.0%	11.9%	11.4%
% of FP17s for the same patient ID Re-attending within 3 months - Adults	30	376	8.0%	16.3%	17.2%	15.4%
% of FP17s for the same patient ID Re-attending between 3 & 9 months - Children	135	276	48.9%	50.0%	49.8%	59.8%
% of FP17s for the same patient ID Re-attending between 3 & 9 months - Adults	122	376	32.4%	38.6%	39.5%	52.1%
% of FP17s for Band 1 Urgent Courses	23	606	3.8%	11.8%	11.2%	9.2%
% of FP17s Relating to Free Repair or Replacements	0	606	0.0%	0.5%	0.5%	0.7%
% of FP17s Relating to Continuations	0	606	0.0%	0.5%	0.7%	0.8%
% of Patients satisfied with the dentistry they have received	1	1	N/A	89.8%	90.6%	93.4%
% of Patients satisfied with the time they had to wait for an appointment	1	1	N/A	84.2%	83.8%	87.6%

* This is based on patients treated on this contract for their most recent course of treatment.

Figures in italics indicate the base number of FP17s or Patient Questionnaire responses are less than 100. N/A is shown where the base number of responses is less than 10 during the period. % is calculated as Quantity/Base number*100

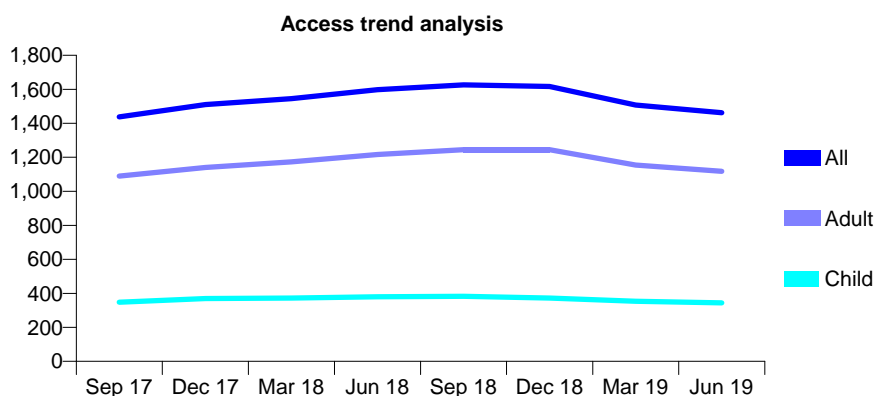
Q62 - Vital Signs At a Glance Contract Report for 213071/0001 - June 2019

Name or company name	MR JW O'DEA
Contract type name	GDS Contract
Purpose of contract	General
Contract start date	01/04/2006
Contract end date	

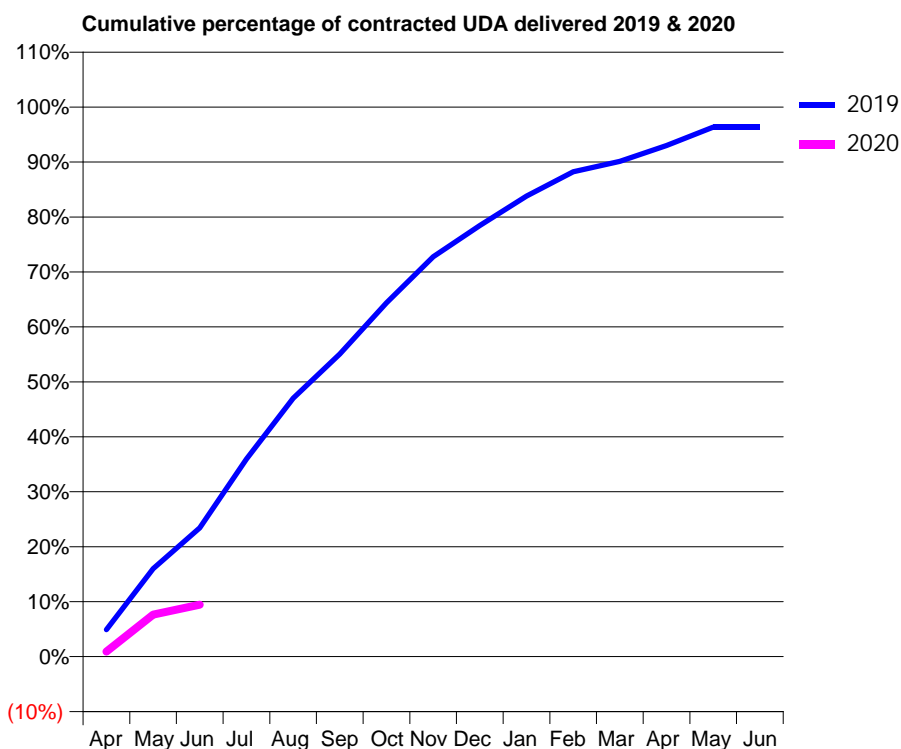
19/20 Contracted general activity (UDA)	3,854
Carry forward general activity (UDA)	0
19/20 Contracted orthodontic activity (UOA)	0
Carry forward orthodontic activity (UOA)	0
Baseline contract value	£118,188.34

ACCESS*

Patients seen in 24 months	Total	Change since previous quarter
Quarter ending June 2018	1,597	
Quarter ending September 2018	1,626	→
Quarter ending December 2018	1,616	→
Quarter ending March 2019	1,507	↓
Quarter ending June 2019	1,462	↓
Variance since June 2018	(8.5%)	↓



ACTIVITY



Month	Adjusted Scheduled Activity (UDA)	
	2019	2020
April	190	35
May	616	295
June	903	364
July	1,385	
August	1,812	
September	2,122	
October	2,481	
November	2,805	
December	3,024	
January	3,230	
February	3,400	
March	3,473	
April	3,584	
May	3,714	
June	3,714	

QUALITY

	Quantity	Base Number	Contract	AT	Region	England
% of FP17s for the same patient ID Re-attending within 3 months - Children	12	130	9.2%	10.0%	11.9%	11.4%
% of FP17s for the same patient ID Re-attending within 3 months - Adults	31	322	9.6%	16.3%	17.2%	15.4%
% of FP17s for the same patient ID Re-attending between 3 & 9 months - Children	67	130	51.5%	50.0%	49.8%	59.8%
% of FP17s for the same patient ID Re-attending between 3 & 9 months - Adults	139	322	43.2%	38.6%	39.5%	52.1%
% of FP17s for Band 1 Urgent Courses	20	206	9.7%	11.8%	11.2%	9.2%
% of FP17s Relating to Free Repair or Replacements	1	206	0.5%	0.5%	0.5%	0.7%
% of FP17s Relating to Continuations	0	206	0.0%	0.5%	0.7%	0.8%
% of Patients satisfied with the dentistry they have received	0	0	N/A	89.8%	90.6%	93.4%
% of Patients satisfied with the time they had to wait for an appointment	0	0	N/A	84.2%	83.8%	87.6%

* This is based on patients treated on this contract for their most recent course of treatment. Figures in italics indicate the base number of FP17s or Patient Questionnaire responses are less than 100. N/A is shown where the base number of responses is less than 10 during the period. % is calculated as Quantity/Base number*100

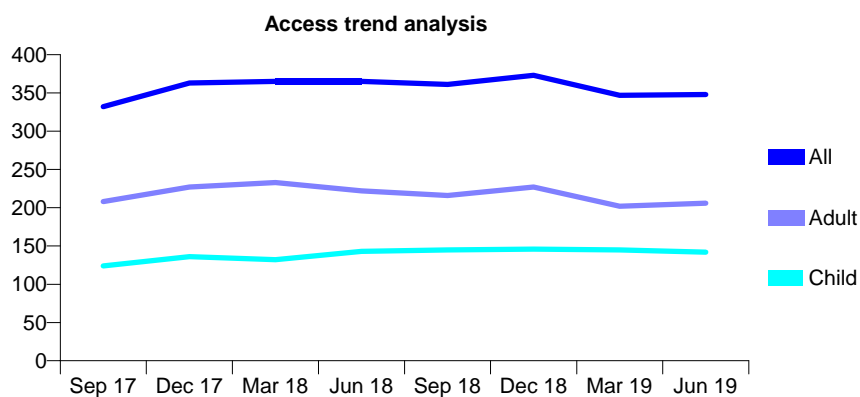
Q62 - Vital Signs At a Glance Contract Report for 213365/0001 - June 2019

Name or company name	Dr S Singh & Dr R Leow
Contract type name	GDS Contract
Purpose of contract	General
Contract start date	01/04/2006
Contract end date	

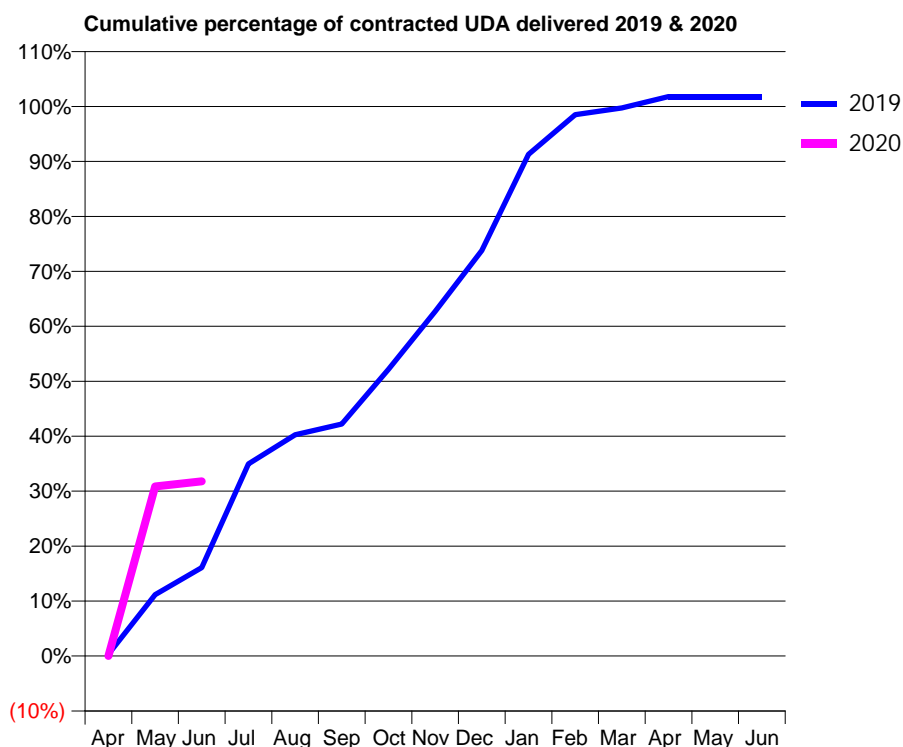
19/20 Contracted general activity (UDA)	1,800
Carry forward general activity (UDA)	0
19/20 Contracted orthodontic activity (UOA)	0
Carry forward orthodontic activity (UOA)	0
Baseline contract value	£54,300.46

ACCESS*

Patients seen in 24 months	Total	Change since previous quarter
Quarter ending June 2018	365	
Quarter ending September 2018	361	↓
Quarter ending December 2018	373	↑
Quarter ending March 2019	347	↓
Quarter ending June 2019	348	→
Variance since June 2018	(4.7%)	↓



ACTIVITY



Month	Adjusted Scheduled Activity (UDA)	
	2019	2020
April	6	0
May	201	555
June	290	572
July	629	
August	725	
September	760	
October	939	
November	1,129	
December	1,328	
January	1,643	
February	1,773	
March	1,795	
April	1,832	
May	1,832	
June	1,832	

QUALITY

	Quantity	Base Number	Contract	AT	Region	England
% of FP17s for the same patient ID Re-attending within 3 months - Children	0	36	0.0%	10.0%	11.9%	11.4%
% of FP17s for the same patient ID Re-attending within 3 months - Adults	3	61	4.9%	16.3%	17.2%	15.4%
% of FP17s for the same patient ID Re-attending between 3 & 9 months - Children	7	36	19.4%	50.0%	49.8%	59.8%
% of FP17s for the same patient ID Re-attending between 3 & 9 months - Adults	21	61	34.4%	38.6%	39.5%	52.1%
% of FP17s for Band 1 Urgent Courses	0	92	0.0%	11.8%	11.2%	9.2%
% of FP17s Relating to Free Repair or Replacements	0	92	0.0%	0.5%	0.5%	0.7%
% of FP17s Relating to Continuations	0	92	0.0%	0.5%	0.7%	0.8%
% of Patients satisfied with the dentistry they have received	0	0	N/A	89.8%	90.6%	93.4%
% of Patients satisfied with the time they had to wait for an appointment	0	0	N/A	84.2%	83.8%	87.6%

* This is based on patients treated on this contract for their most recent course of treatment. Figures in italics indicate the base number of FP17s or Patient Questionnaire responses are less than 100. N/A is shown where the base number of responses is less than 10 during the period. % is calculated as Quantity/Base number*100

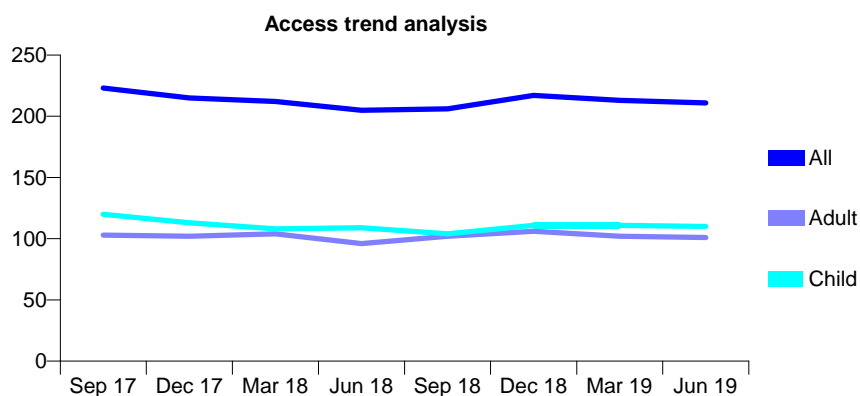
Q62 - Vital Signs At a Glance Contract Report for 214035/0001 - June 2019

Name or company name	MR KJ ALLEN
Contract type name	GDS Contract
Purpose of contract	General
Contract start date	01/04/2006
Contract end date	

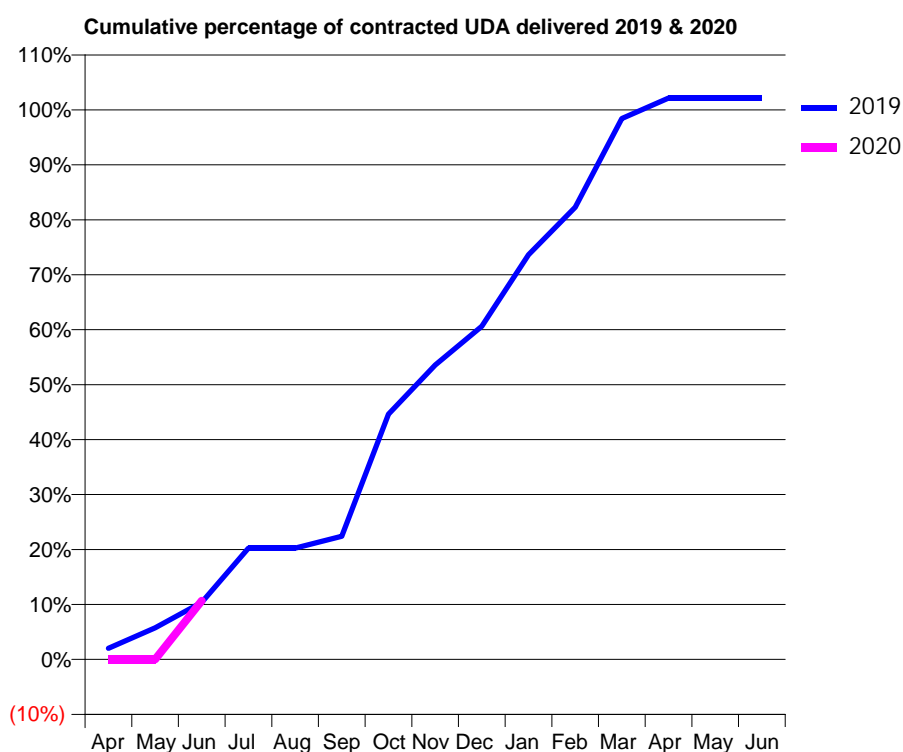
19/20 Contracted general activity (UDA)	694
Carry forward general activity (UDA)	0
19/20 Contracted orthodontic activity (UOA)	0
Carry forward orthodontic activity (UOA)	0
Baseline contract value	£15,269.38

ACCESS*

Patients seen in 24 months	Total	Change since previous quarter
Quarter ending June 2018	205	
Quarter ending September 2018	206	→
Quarter ending December 2018	217	↑
Quarter ending March 2019	213	↓
Quarter ending June 2019	211	→
Variance since June 2018	2.9%	↑



ACTIVITY



Adjusted Scheduled Activity (UDA)		
Month	2019	2020
April	14	0
May	40	0
June	72	74
July	141	
August	141	
September	156	
October	310	
November	372	
December	421	
January	511	
February	571	
March	683	
April	709	
May	709	
June	709	

QUALITY

	Quantity	Base Number	Contract	AT	Region	England
% of FP17s for the same patient ID Re-attending within 3 months - Children	0	36	0.0%	10.0%	11.9%	11.4%
% of FP17s for the same patient ID Re-attending within 3 months - Adults	1	15	6.7%	16.3%	17.2%	15.4%
% of FP17s for the same patient ID Re-attending between 3 & 9 months - Children	22	36	61.1%	50.0%	49.8%	59.8%
% of FP17s for the same patient ID Re-attending between 3 & 9 months - Adults	6	15	40.0%	38.6%	39.5%	52.1%
% of FP17s for Band 1 Urgent Courses	0	42	0.0%	11.8%	11.2%	9.2%
% of FP17s Relating to Free Repair or Replacements	0	42	0.0%	0.5%	0.5%	0.7%
% of FP17s Relating to Continuations	0	42	0.0%	0.5%	0.7%	0.8%
% of Patients satisfied with the dentistry they have received	0	0	N/A	89.8%	90.6%	93.4%
% of Patients satisfied with the time they had to wait for an appointment	0	0	N/A	84.2%	83.8%	87.6%

* This is based on patients treated on this contract for their most recent course of treatment. Figures in italics indicate the base number of FP17s or Patient Questionnaire responses are less than 100. N/A is shown where the base number of responses is less than 10 during the period. % is calculated as Quantity/Base number*100

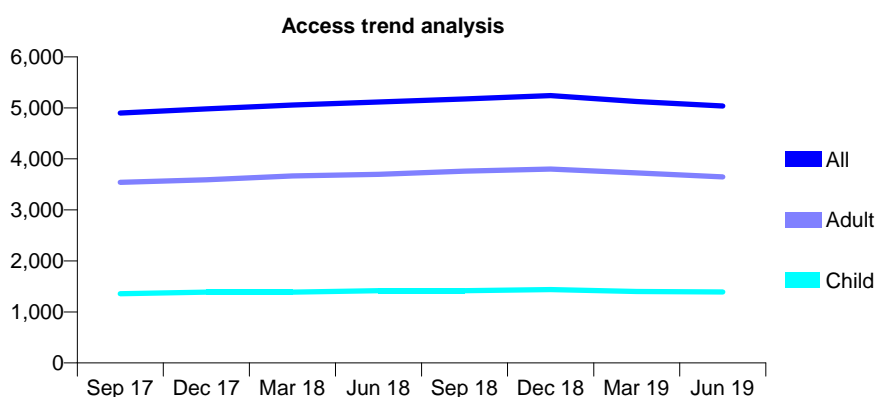
Q62 - Vital Signs At a Glance Contract Report for 215791/0001 - June 2019

Name or company name	Kylahsum King
Contract type name	GDS Contract
Purpose of contract	General
Contract start date	01/04/2006
Contract end date	

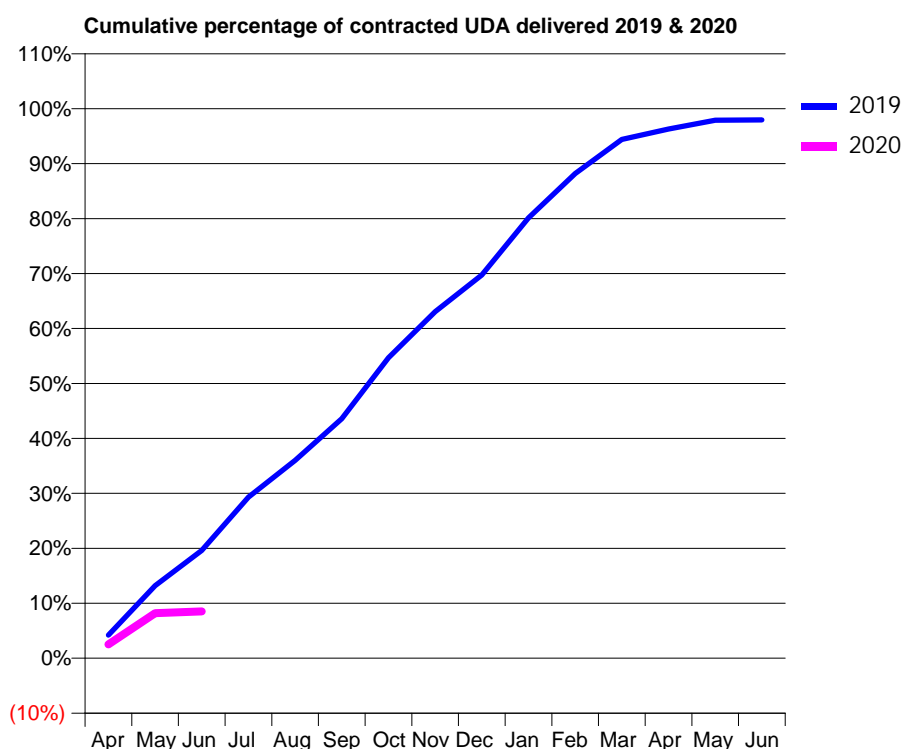
19/20 Contracted general activity (UDA)	14,636
Carry forward general activity (UDA)	0
19/20 Contracted orthodontic activity (UOA)	0
Carry forward orthodontic activity (UOA)	0
Baseline contract value	£411,010.00

ACCESS*

Patients seen in 24 months	Total	Change since previous quarter
Quarter ending June 2018	5,114	
Quarter ending September 2018	5,176	→
Quarter ending December 2018	5,240	→
Quarter ending March 2019	5,125	↓
Quarter ending June 2019	5,037	↓
Variance since June 2018	(1.5%)	↓



ACTIVITY



Month	2019	2020
April	617	367
May	1,933	1,198
June	2,870	1,250
July	4,288	
August	5,270	
September	6,381	
October	8,004	
November	9,228	
December	10,208	
January	11,728	
February	12,909	
March	13,818	
April	14,091	
May	14,329	
June	14,335	

QUALITY

	Quantity	Base Number	Contract	AT	Region	England
% of FP17s for the same patient ID Re-attending within 3 months - Children	9	226	4.0%	10.0%	11.9%	11.4%
% of FP17s for the same patient ID Re-attending within 3 months - Adults	69	570	12.1%	16.3%	17.2%	15.4%
% of FP17s for the same patient ID Re-attending between 3 & 9 months - Children	88	226	38.9%	50.0%	49.8%	59.8%
% of FP17s for the same patient ID Re-attending between 3 & 9 months - Adults	192	570	33.7%	38.6%	39.5%	52.1%
% of FP17s for Band 1 Urgent Courses	68	582	11.7%	11.8%	11.2%	9.2%
% of FP17s Relating to Free Repair or Replacements	5	582	0.9%	0.5%	0.5%	0.7%
% of FP17s Relating to Continuations	3	582	0.5%	0.5%	0.7%	0.8%
% of Patients satisfied with the dentistry they have received	2	2	N/A	89.8%	90.6%	93.4%
% of Patients satisfied with the time they had to wait for an appointment	1	2	N/A	84.2%	83.8%	87.6%

* This is based on patients treated on this contract for their most recent course of treatment. Figures in italics indicate the base number of FP17s or Patient Questionnaire responses are less than 100. N/A is shown where the base number of responses is less than 10 during the period. % is calculated as Quantity/Base number*100

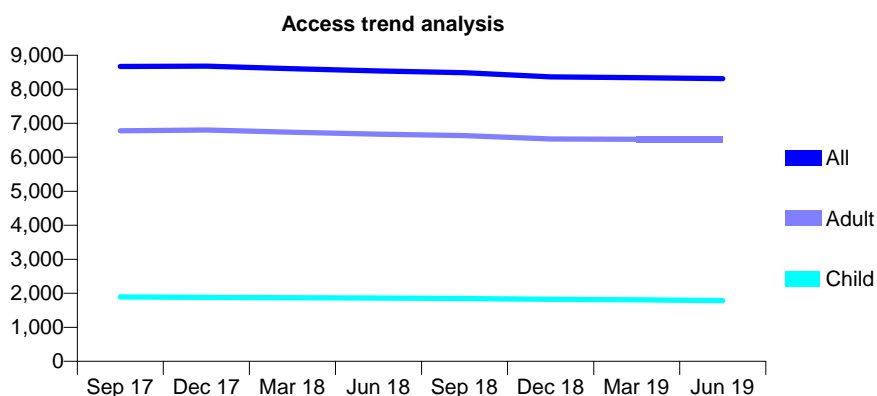
Q62 - Vital Signs At a Glance Contract Report for 222496/0001 - June 2019

Name or company name	MR RA RAEBURN
Contract type name	GDS Contract
Purpose of contract	General
Contract start date	01/04/2006
Contract end date	

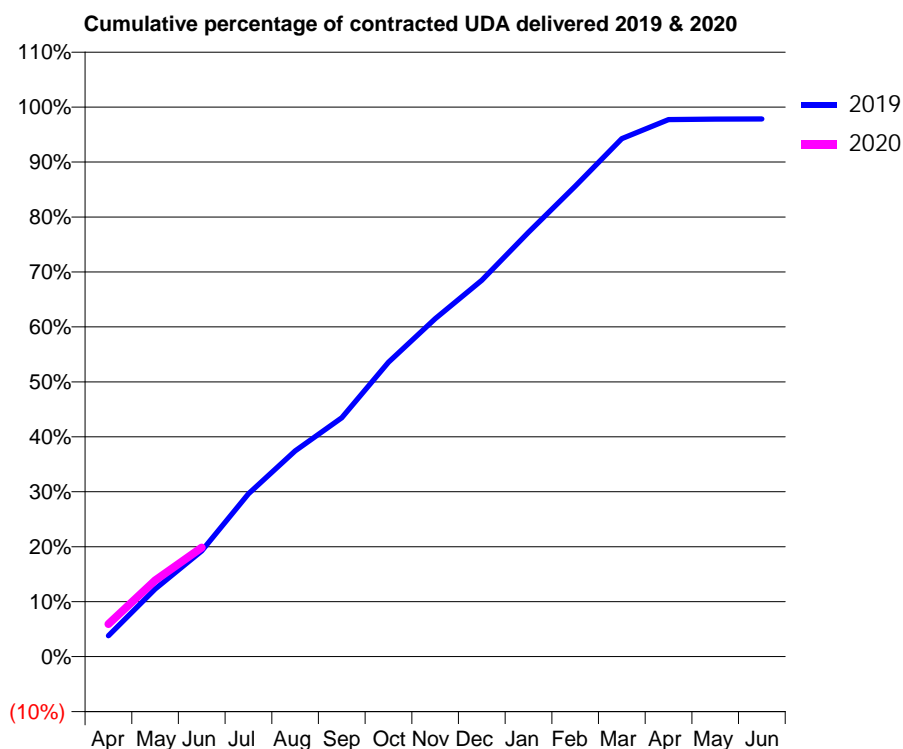
19/20 Contracted general activity (UDA)	25,353
Carry forward general activity (UDA)	0
19/20 Contracted orthodontic activity (UOA)	0
Carry forward orthodontic activity (UOA)	0
Baseline contract value	£640,234.01

ACCESS*

Patients seen in 24 months	Total	Change since previous quarter
Quarter ending June 2018	8,538	
Quarter ending September 2018	8,489	→
Quarter ending December 2018	8,367	↓
Quarter ending March 2019	8,342	→
Quarter ending June 2019	8,312	→
Variance since June 2018	(2.6%)	↓



ACTIVITY



Month	Adjusted Scheduled Activity (UDA)	
	2019	2020
April	963	1,507
May	3,125	3,522
June	4,877	5,036
July	7,513	
August	9,493	
September	11,020	
October	13,581	
November	15,595	
December	17,368	
January	19,581	
February	21,703	
March	23,900	
April	24,776	
May	24,799	
June	24,803	

QUALITY

	Quantity	Base Number	Contract	AT	Region	England
% of FP17s for the same patient ID Re-attending within 3 months - Children	63	602	10.5%	10.0%	11.9%	11.4%
% of FP17s for the same patient ID Re-attending within 3 months - Adults	368	2,152	17.1%	16.3%	17.2%	15.4%
% of FP17s for the same patient ID Re-attending between 3 & 9 months - Children	365	602	60.6%	50.0%	49.8%	59.8%
% of FP17s for the same patient ID Re-attending between 3 & 9 months - Adults	1,156	2,152	53.7%	38.6%	39.5%	52.1%
% of FP17s for Band 1 Urgent Courses	375	2,356	15.9%	11.8%	11.2%	9.2%
% of FP17s Relating to Free Repair or Replacements	42	2,356	1.8%	0.5%	0.5%	0.7%
% of FP17s Relating to Continuations	4	2,356	0.2%	0.5%	0.7%	0.8%
% of Patients satisfied with the dentistry they have received	4	5	N/A	89.8%	90.6%	93.4%
% of Patients satisfied with the time they had to wait for an appointment	4	5	N/A	84.2%	83.8%	87.6%

* This is based on patients treated on this contract for their most recent course of treatment. Figures in italics indicate the base number of FP17s or Patient Questionnaire responses are less than 100. N/A is shown where the base number of responses is less than 10 during the period. % is calculated as Quantity/Base number*100

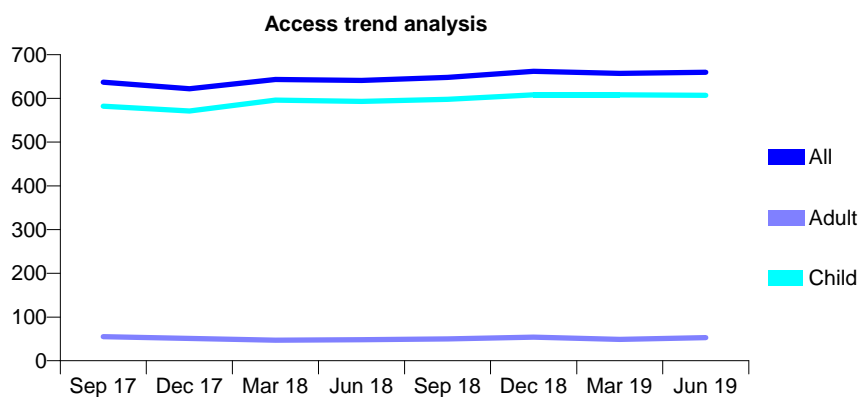
Q62 - Vital Signs At a Glance Contract Report for 224111/0001 - June 2019

Name or company name	MR MR PAREKH
Contract type name	GDS Contract
Purpose of contract	General
Contract start date	01/04/2006
Contract end date	

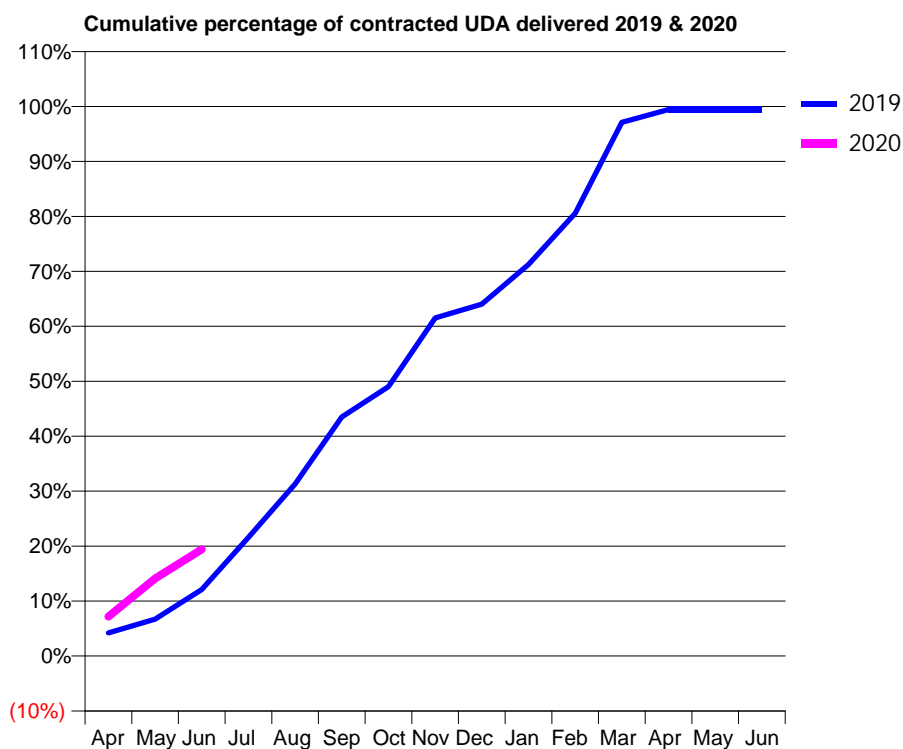
19/20 Contracted general activity (UDA)	1,003
Carry forward general activity (UDA)	0
19/20 Contracted orthodontic activity (UOA)	0
Carry forward orthodontic activity (UOA)	0
Baseline contract value	£29,160.74

ACCESS*

Patients seen in 24 months	Total	Change since previous quarter
Quarter ending June 2018	641	
Quarter ending September 2018	648	→
Quarter ending December 2018	662	↑
Quarter ending March 2019	657	→
Quarter ending June 2019	660	→
Variance since June 2018	3.0%	↑



ACTIVITY



Month	Adjusted Scheduled Activity (UDA)	
	2019	2020
April	42	72
May	67	142
June	121	195
July	217	
August	314	
September	436	
October	492	
November	617	
December	642	
January	715	
February	808	
March	974	
April	997	
May	997	
June	997	

QUALITY

	Quantity	Base Number	Contract	AT	Region	England
% of FP17s for the same patient ID Re-attending within 3 months - Children	4	176	2.3%	10.0%	11.9%	11.4%
% of FP17s for the same patient ID Re-attending within 3 months - Adults	0	2	0.0%	16.3%	17.2%	15.4%
% of FP17s for the same patient ID Re-attending between 3 & 9 months - Children	123	176	69.9%	50.0%	49.8%	59.8%
% of FP17s for the same patient ID Re-attending between 3 & 9 months - Adults	2	2	100.0%	38.6%	39.5%	52.1%
% of FP17s for Band 1 Urgent Courses	3	157	1.9%	11.8%	11.2%	9.2%
% of FP17s Relating to Free Repair or Replacements	0	157	0.0%	0.5%	0.5%	0.7%
% of FP17s Relating to Continuations	0	157	0.0%	0.5%	0.7%	0.8%
% of Patients satisfied with the dentistry they have received	0	0	N/A	89.8%	90.6%	93.4%
% of Patients satisfied with the time they had to wait for an appointment	0	0	N/A	84.2%	83.8%	87.6%

* This is based on patients treated on this contract for their most recent course of treatment. Figures in italics indicate the base number of FP17s or Patient Questionnaire responses are less than 100. N/A is shown where the base number of responses is less than 10 during the period. % is calculated as Quantity/Base number*100

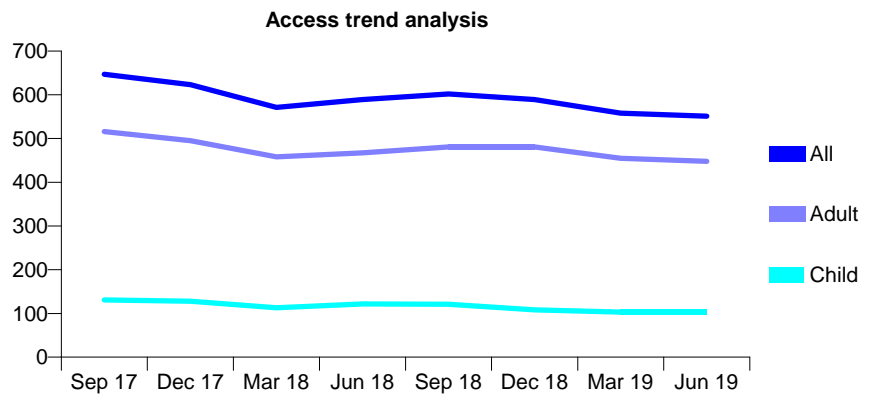
Q62 - Vital Signs At a Glance Contract Report for 224790/0002 - June 2019

Name or company name	RA KHAN
Contract type name	GDS Contract
Purpose of contract	General
Contract start date	01/12/2013
Contract end date	

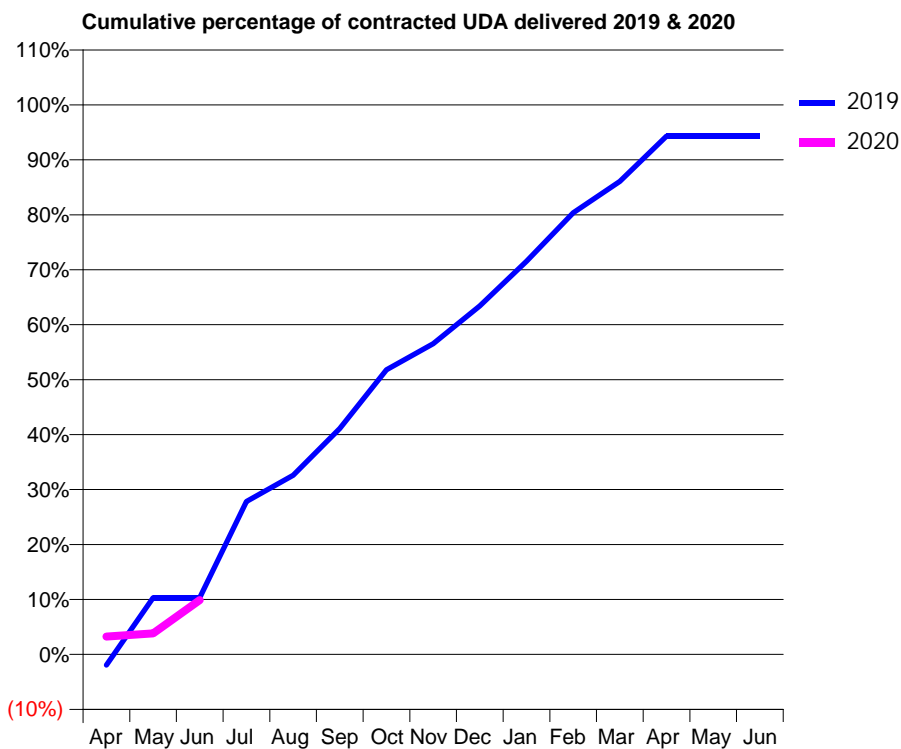
19/20 Contracted general activity (UDA)	2,396
Carry forward general activity (UDA)	0
19/20 Contracted orthodontic activity (UOA)	0
Carry forward orthodontic activity (UOA)	0
Baseline contract value	£71,087.41

ACCESS*

Patients seen in 24 months	Total	Change since previous quarter
Quarter ending June 2018	589	
Quarter ending September 2018	602	↑
Quarter ending December 2018	589	↓
Quarter ending March 2019	558	↓
Quarter ending June 2019	551	↓
Variance since June 2018	(6.5%)	↓



ACTIVITY



Month	2019	2020
April	-47	77
May	247	92
June	247	237
July	666	
August	781	
September	984	
October	1,241	
November	1,355	
December	1,519	
January	1,714	
February	1,926	
March	2,062	
April	2,260	
May	2,260	
June	2,260	

QUALITY

	Quantity	Base Number	Contract	AT	Region	England
% of FP17s for the same patient ID Re-attending within 3 months - Children	1	29	3.4%	10.0%	11.9%	11.4%
% of FP17s for the same patient ID Re-attending within 3 months - Adults	16	74	21.6%	16.3%	17.2%	15.4%
% of FP17s for the same patient ID Re-attending between 3 & 9 months - Children	8	29	27.6%	50.0%	49.8%	59.8%
% of FP17s for the same patient ID Re-attending between 3 & 9 months - Adults	22	74	29.7%	38.6%	39.5%	52.1%
% of FP17s for Band 1 Urgent Courses	4	69	5.8%	11.8%	11.2%	9.2%
% of FP17s Relating to Free Repair or Replacements	0	69	0.0%	0.5%	0.5%	0.7%
% of FP17s Relating to Continuations	1	69	1.4%	0.5%	0.7%	0.8%
% of Patients satisfied with the dentistry they have received	1	1	N/A	89.8%	90.6%	93.4%
% of Patients satisfied with the time they had to wait for an appointment	1	1	N/A	84.2%	83.8%	87.6%

* This is based on patients treated on this contract for their most recent course of treatment. Figures in italics indicate the base number of FP17s or Patient Questionnaire responses are less than 100. N/A is shown where the base number of responses is less than 10 during the period. % is calculated as Quantity/Base number*100

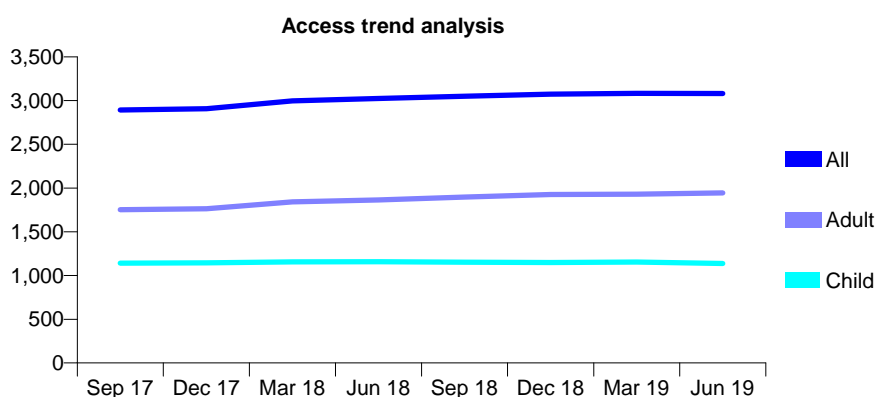
Q62 - Vital Signs At a Glance Contract Report for 228974/0002 - June 2019

Name or company name	Pitshanger Dental Care
Contract type name	GDS Contract
Purpose of contract	General
Contract start date	01/05/2009
Contract end date	

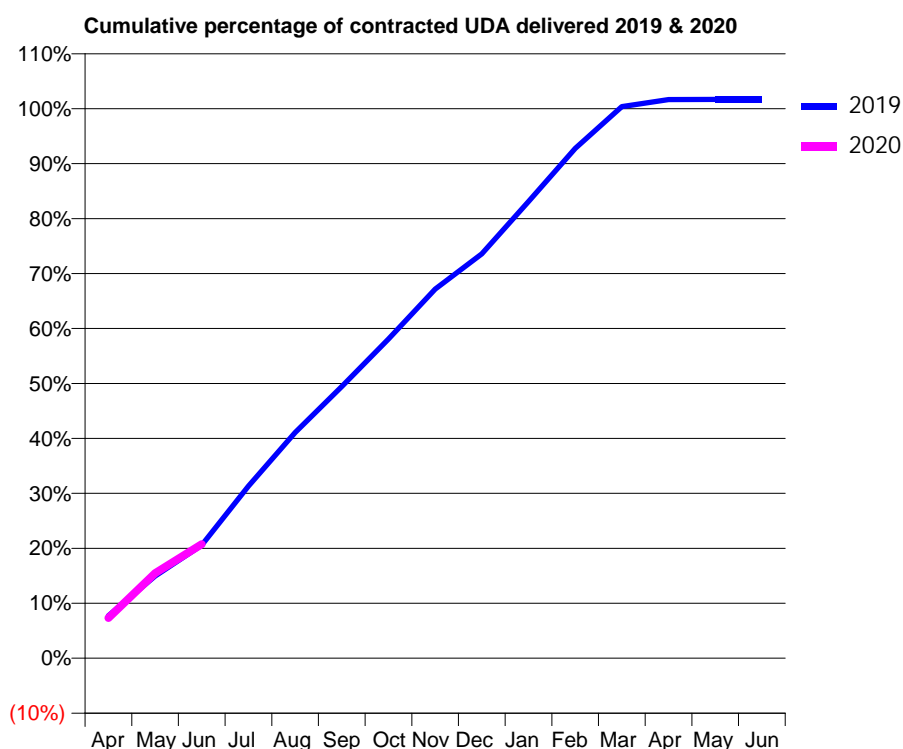
19/20 Contracted general activity (UDA)	6,134
Carry forward general activity (UDA)	0
19/20 Contracted orthodontic activity (UOA)	0
Carry forward orthodontic activity (UOA)	0
Baseline contract value	£183,339.52

ACCESS*

Patients seen in 24 months	Total	Change since previous quarter
Quarter ending June 2018	3,023	
Quarter ending September 2018	3,049	→
Quarter ending December 2018	3,074	→
Quarter ending March 2019	3,083	→
Quarter ending June 2019	3,082	→
Variance since June 2018	2.0%	→



ACTIVITY



Month	2019	2020
April	475	450
May	918	950
June	1,261	1,273
July	1,920	
August	2,520	
September	3,033	
October	3,563	
November	4,119	
December	4,514	
January	5,097	
February	5,690	
March	6,157	
April	6,235	
May	6,238	
June	6,238	

QUALITY

	Quantity	Base Number	Contract	AT	Region	England
% of FP17s for the same patient ID Re-attending within 3 months - Children	24	282	8.5%	10.0%	11.9%	11.4%
% of FP17s for the same patient ID Re-attending within 3 months - Adults	75	501	15.0%	16.3%	17.2%	15.4%
% of FP17s for the same patient ID Re-attending between 3 & 9 months - Children	122	282	43.3%	50.0%	49.8%	59.8%
% of FP17s for the same patient ID Re-attending between 3 & 9 months - Adults	193	501	38.5%	38.6%	39.5%	52.1%
% of FP17s for Band 1 Urgent Courses	57	732	7.8%	11.8%	11.2%	9.2%
% of FP17s Relating to Free Repair or Replacements	7	732	1.0%	0.5%	0.5%	0.7%
% of FP17s Relating to Continuations	5	732	0.7%	0.5%	0.7%	0.8%
% of Patients satisfied with the dentistry they have received	3	3	N/A	89.8%	90.6%	93.4%
% of Patients satisfied with the time they had to wait for an appointment	3	3	N/A	84.2%	83.8%	87.6%

* This is based on patients treated on this contract for their most recent course of treatment.

Figures in italics indicate the base number of FP17s or Patient Questionnaire responses are less than 100. N/A is shown where the base number of responses is less than 10 during the period. % is calculated as Quantity/Base number*100

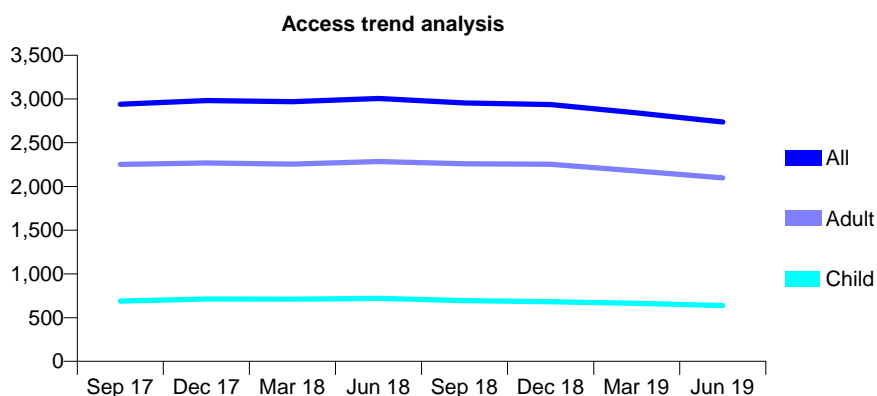
Q62 - Vital Signs At a Glance Contract Report for 232343/0001 - June 2019

Name or company name	Apple Dental Care
Contract type name	GDS Contract
Purpose of contract	General
Contract start date	01/04/2006
Contract end date	

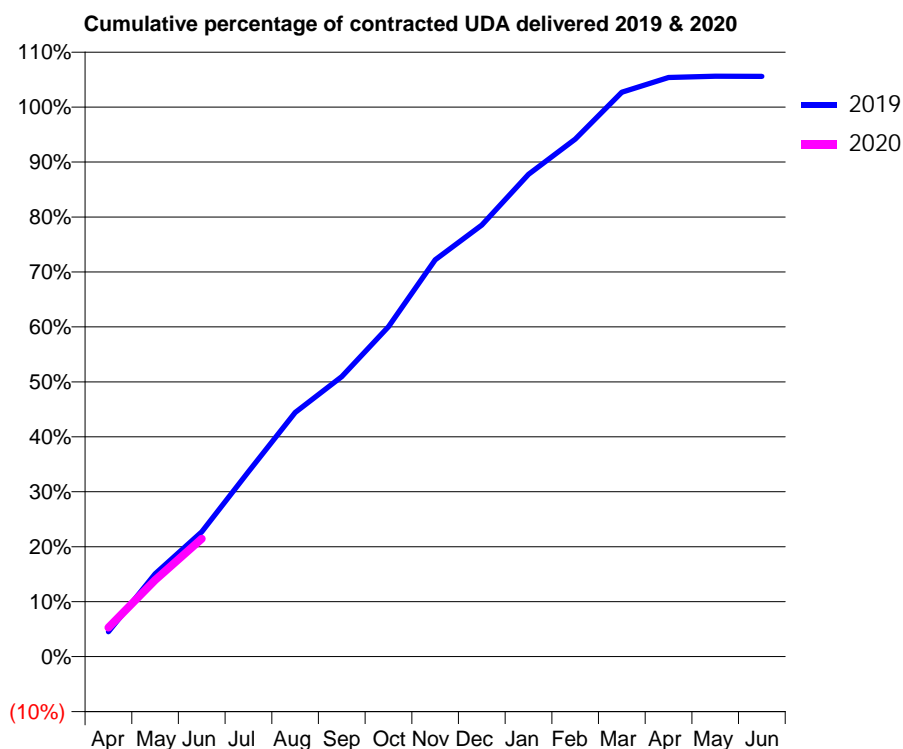
19/20 Contracted general activity (UDA)	10,657
Carry forward general activity (UDA)	0
19/20 Contracted orthodontic activity (UOA)	0
Carry forward orthodontic activity (UOA)	0
Baseline contract value	£356,612.92

ACCESS*

Patients seen in 24 months	Total	Change since previous quarter
Quarter ending June 2018	3,006	
Quarter ending September 2018	2,955	↓
Quarter ending December 2018	2,936	→
Quarter ending March 2019	2,840	↓
Quarter ending June 2019	2,736	↓
Variance since June 2018	(9.0%)	↓



ACTIVITY



Month	Adjusted Scheduled Activity (UDA)	
	2019	2020
April	481	564
May	1,608	1,486
June	2,419	2,284
July	3,585	
August	4,734	
September	5,429	
October	6,400	
November	7,696	
December	8,371	
January	9,352	
February	10,037	
March	10,942	
April	11,230	
May	11,254	
June	11,251	

QUALITY

	Quantity	Base Number	Contract	AT	Region	England
% of FP17s for the same patient ID Re-attending within 3 months - Children	20	178	11.2%	10.0%	11.9%	11.4%
% of FP17s for the same patient ID Re-attending within 3 months - Adults	183	639	28.6%	16.3%	17.2%	15.4%
% of FP17s for the same patient ID Re-attending between 3 & 9 months - Children	97	178	54.5%	50.0%	49.8%	59.8%
% of FP17s for the same patient ID Re-attending between 3 & 9 months - Adults	224	639	35.1%	38.6%	39.5%	52.1%
% of FP17s for Band 1 Urgent Courses	250	714	35.0%	11.8%	11.2%	9.2%
% of FP17s Relating to Free Repair or Replacements	4	714	0.6%	0.5%	0.5%	0.7%
% of FP17s Relating to Continuations	0	714	0.0%	0.5%	0.7%	0.8%
% of Patients satisfied with the dentistry they have received	0	0	N/A	89.8%	90.6%	93.4%
% of Patients satisfied with the time they had to wait for an appointment	0	0	N/A	84.2%	83.8%	87.6%

* This is based on patients treated on this contract for their most recent course of treatment. Figures in italics indicate the base number of FP17s or Patient Questionnaire responses are less than 100. N/A is shown where the base number of responses is less than 10 during the period. % is calculated as Quantity/Base number*100

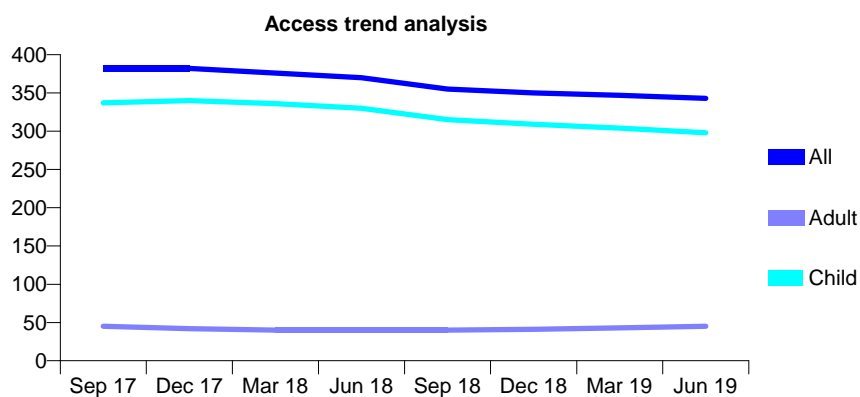
Q62 - Vital Signs At a Glance Contract Report for 239720/0001 - June 2019

Name or company name	MR A EGHBAL OMIDI
Contract type name	GDS Contract
Purpose of contract	General
Contract start date	01/04/2006
Contract end date	

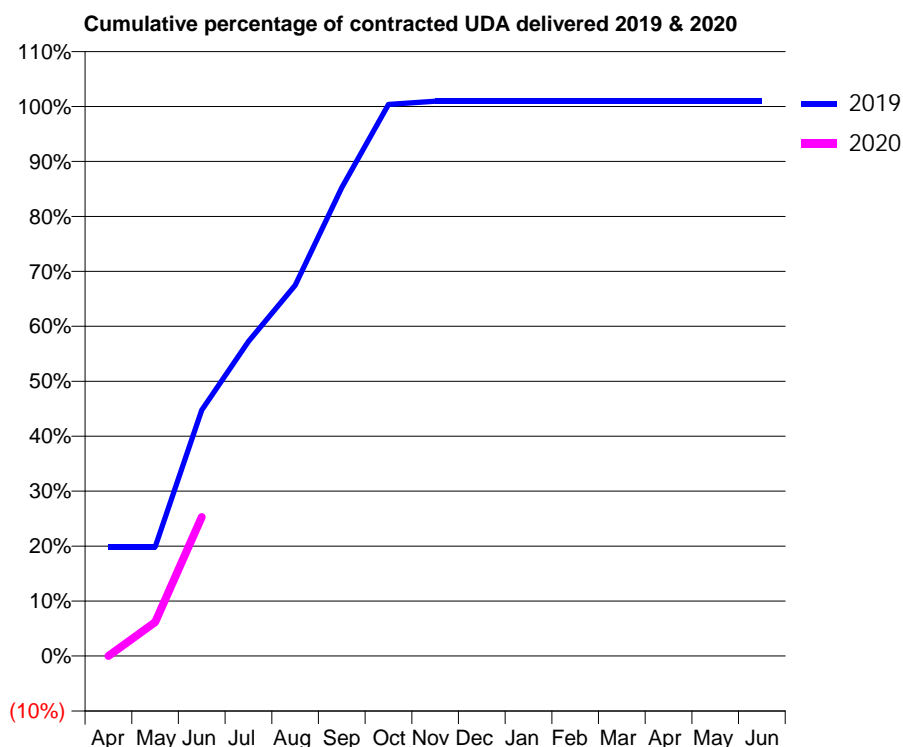
19/20 Contracted general activity (UDA)	680
Carry forward general activity (UDA)	0
19/20 Contracted orthodontic activity (UOA)	0
Carry forward orthodontic activity (UOA)	0
Baseline contract value	£18,705.58

ACCESS*

Patients seen in 24 months	Total	Change since previous quarter
Quarter ending June 2018	370	
Quarter ending September 2018	355	↓
Quarter ending December 2018	350	↓
Quarter ending March 2019	347	→
Quarter ending June 2019	343	↓
Variance since June 2018	(7.3%)	↓



ACTIVITY



Month	Adjusted Scheduled Activity (UDA)	
	2019	2020
April	135	0
May	135	42
June	304	172
July	389	
August	459	
September	580	
October	683	
November	687	
December	687	
January	687	
February	687	
March	687	
April	687	
May	687	
June	687	

QUALITY

	Quantity	Base Number	Contract	AT	Region	England
% of FP17s for the same patient ID Re-attending within 3 months - Children	0	77	0.0%	10.0%	11.9%	11.4%
% of FP17s for the same patient ID Re-attending within 3 months - Adults	0	3	0.0%	16.3%	17.2%	15.4%
% of FP17s for the same patient ID Re-attending between 3 & 9 months - Children	15	77	19.5%	50.0%	49.8%	59.8%
% of FP17s for the same patient ID Re-attending between 3 & 9 months - Adults	1	3	33.3%	38.6%	39.5%	52.1%
% of FP17s for Band 1 Urgent Courses	0	79	0.0%	11.8%	11.2%	9.2%
% of FP17s Relating to Free Repair or Replacements	0	79	0.0%	0.5%	0.5%	0.7%
% of FP17s Relating to Continuations	0	79	0.0%	0.5%	0.7%	0.8%
% of Patients satisfied with the dentistry they have received	0	0	N/A	89.8%	90.6%	93.4%
% of Patients satisfied with the time they had to wait for an appointment	0	0	N/A	84.2%	83.8%	87.6%

* This is based on patients treated on this contract for their most recent course of treatment. Figures in italics indicate the base number of FP17s or Patient Questionnaire responses are less than 100. N/A is shown where the base number of responses is less than 10 during the period. % is calculated as Quantity/Base number*100

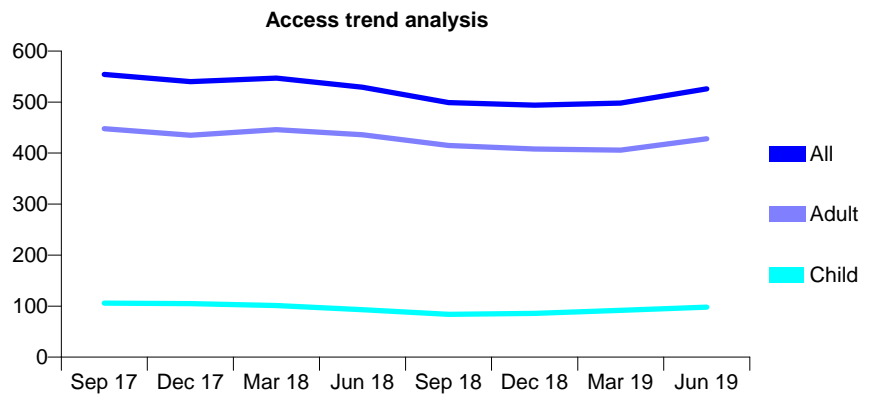
Q62 - Vital Signs At a Glance Contract Report for 239976/0002 - June 2019

Name or company name	MR WA TOWOLAWI
Contract type name	GDS Contract
Purpose of contract	General
Contract start date	01/04/2006
Contract end date	

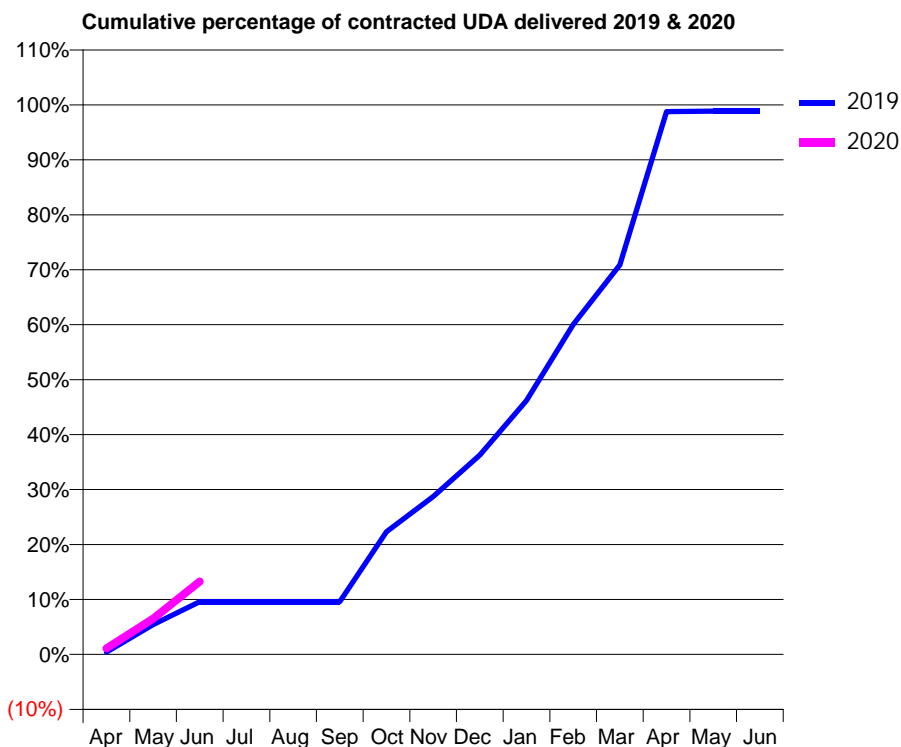
19/20 Contracted general activity (UDA)	1,685
Carry forward general activity (UDA)	0
19/20 Contracted orthodontic activity (UOA)	0
Carry forward orthodontic activity (UOA)	0
Baseline contract value	£52,973.51

ACCESS*

Patients seen in 24 months	Total	Change since previous quarter
Quarter ending June 2018	529	
Quarter ending September 2018	499	↓
Quarter ending December 2018	494	↓
Quarter ending March 2019	498	→
Quarter ending June 2019	526	↑
Variance since June 2018	(0.6%)	→



ACTIVITY



Month	2019	2020
April	7	19
May	92	110
June	162	224
July	162	
August	162	
September	162	
October	376	
November	484	
December	611	
January	779	
February	1,012	
March	1,194	
April	1,665	
May	1,666	
June	1,666	

QUALITY

	Quantity	Base Number	Contract	AT	Region	England
% of FP17s for the same patient ID Re-attending within 3 months - Children	0	30	0.0%	10.0%	11.9%	11.4%
% of FP17s for the same patient ID Re-attending within 3 months - Adults	31	168	18.5%	16.3%	17.2%	15.4%
% of FP17s for the same patient ID Re-attending between 3 & 9 months - Children	5	30	16.7%	50.0%	49.8%	59.8%
% of FP17s for the same patient ID Re-attending between 3 & 9 months - Adults	22	168	13.1%	38.6%	39.5%	52.1%
% of FP17s for Band 1 Urgent Courses	28	109	25.7%	11.8%	11.2%	9.2%
% of FP17s Relating to Free Repair or Replacements	0	109	0.0%	0.5%	0.5%	0.7%
% of FP17s Relating to Continuations	0	109	0.0%	0.5%	0.7%	0.8%
% of Patients satisfied with the dentistry they have received	0	1	N/A	89.8%	90.6%	93.4%
% of Patients satisfied with the time they had to wait for an appointment	1	1	N/A	84.2%	83.8%	87.6%

* This is based on patients treated on this contract for their most recent course of treatment. Figures in italics indicate the base number of FP17s or Patient Questionnaire responses are less than 100. N/A is shown where the base number of responses is less than 10 during the period. % is calculated as Quantity/Base number*100

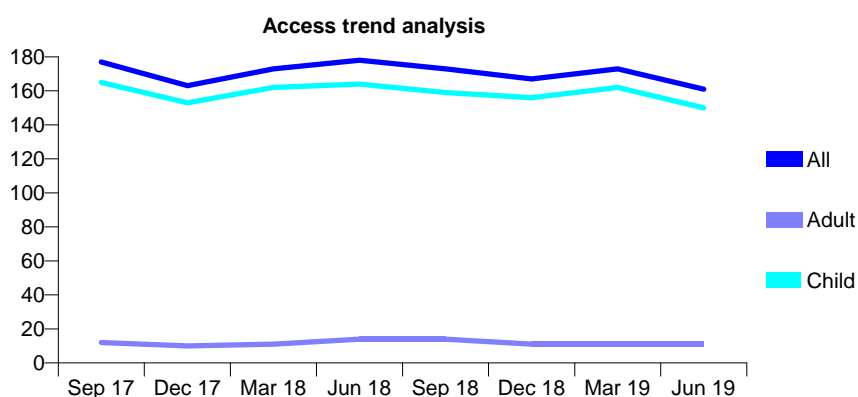
Q62 - Vital Signs At a Glance Contract Report for 245976/0001 - June 2019

Name or company name	MISS Y LIU
Contract type name	GDS Contract
Purpose of contract	General
Contract start date	01/04/2006
Contract end date	

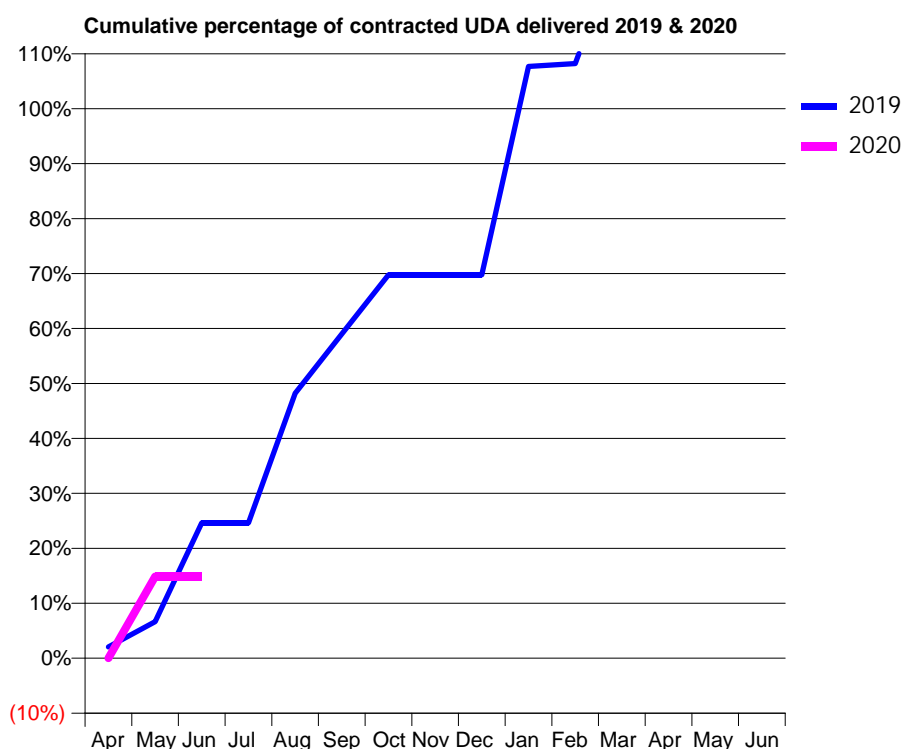
19/20 Contracted general activity (UDA)	195
Carry forward general activity (UDA)	0
19/20 Contracted orthodontic activity (UOA)	0
Carry forward orthodontic activity (UOA)	0
Baseline contract value	£3,636.04

ACCESS*

Patients seen in 24 months	Total	Change since previous quarter
Quarter ending June 2018	178	
Quarter ending September 2018	173	↓
Quarter ending December 2018	167	↓
Quarter ending March 2019	173	↑
Quarter ending June 2019	161	↓
Variance since June 2018	(9.6%)	↓



ACTIVITY



Month	Adjusted Scheduled Activity (UDA)	
	2019	2020
April	4	0
May	13	29
June	48	29
July	48	
August	94	
September	115	
October	136	
November	136	
December	136	
January	210	
February	211	
March	255	
April	259	
May	266	
June	266	

QUALITY

	Quantity	Base Number	Contract	AT	Region	England
% of FP17s for the same patient ID Re-attending within 3 months - Children	1	26	3.8%	10.0%	11.9%	11.4%
% of FP17s for the same patient ID Re-attending within 3 months - Adults	0	1	0.0%	16.3%	17.2%	15.4%
% of FP17s for the same patient ID Re-attending between 3 & 9 months - Children	21	26	80.8%	50.0%	49.8%	59.8%
% of FP17s for the same patient ID Re-attending between 3 & 9 months - Adults	0	1	0.0%	38.6%	39.5%	52.1%
% of FP17s for Band 1 Urgent Courses	0	15	0.0%	11.8%	11.2%	9.2%
% of FP17s Relating to Free Repair or Replacements	0	15	0.0%	0.5%	0.5%	0.7%
% of FP17s Relating to Continuations	0	15	0.0%	0.5%	0.7%	0.8%
% of Patients satisfied with the dentistry they have received	0	0	N/A	89.8%	90.6%	93.4%
% of Patients satisfied with the time they had to wait for an appointment	0	0	N/A	84.2%	83.8%	87.6%

* This is based on patients treated on this contract for their most recent course of treatment.

Figures in italics indicate the base number of FP17s or Patient Questionnaire responses are less than 100. N/A is shown where the base number of responses is less than 10 during the period. % is calculated as Quantity/Base number*100

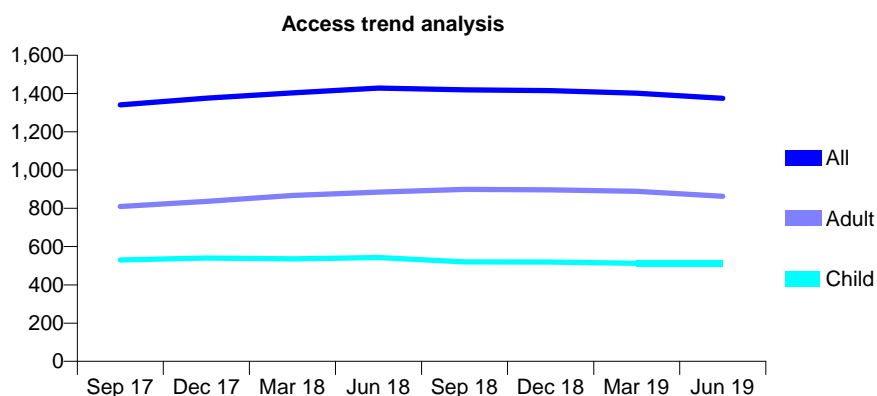
Q62 - Vital Signs At a Glance Contract Report for 250562/0001 - June 2019

Name or company name	MRS R KUNWARDIA
Contract type name	GDS Contract
Purpose of contract	General
Contract start date	01/04/2006
Contract end date	

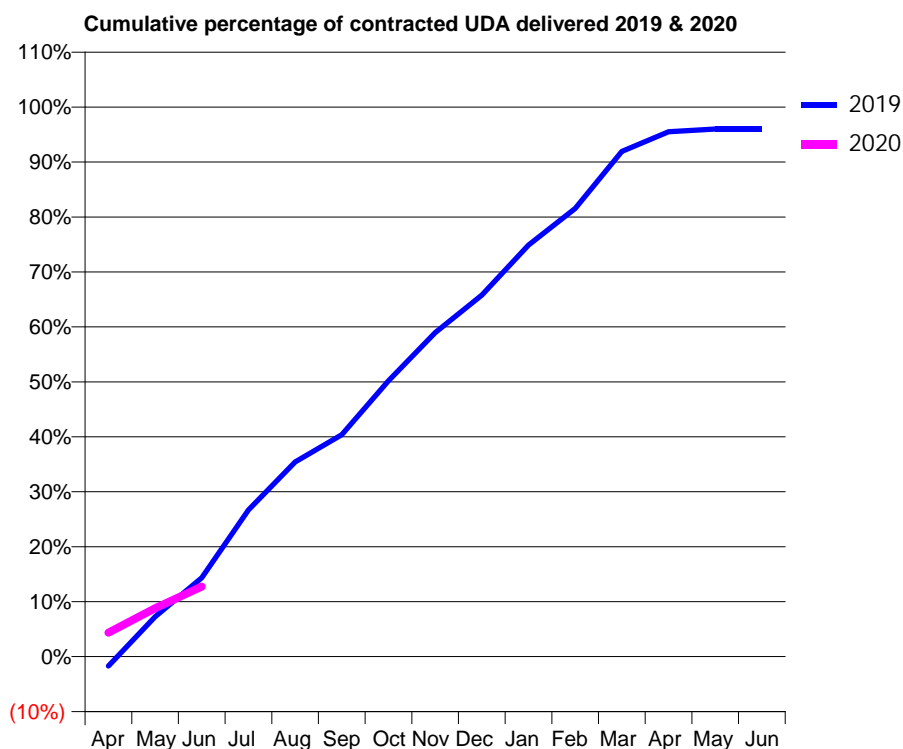
19/20 Contracted general activity (UDA)	2,910
Carry forward general activity (UDA)	0
19/20 Contracted orthodontic activity (UOA)	0
Carry forward orthodontic activity (UOA)	0
Baseline contract value	£82,952.39

ACCESS*

Patients seen in 24 months	Total	Change since previous quarter
Quarter ending June 2018	1,428	
Quarter ending September 2018	1,419	→
Quarter ending December 2018	1,415	→
Quarter ending March 2019	1,402	→
Quarter ending June 2019	1,375	↓
Variance since June 2018	(3.7%)	↓



ACTIVITY



Month	Adjusted Scheduled Activity (UDA)	
	2019	2020
April	-50	127
May	211	257
June	418	371
July	776	
August	1,032	
September	1,175	
October	1,460	
November	1,716	
December	1,914	
January	2,180	
February	2,373	
March	2,675	
April	2,779	
May	2,793	
June	2,793	

QUALITY

	Quantity	Base Number	Contract	AT	Region	England
% of FP17s for the same patient ID Re-attending within 3 months - Children	3	160	1.9%	10.0%	11.9%	11.4%
% of FP17s for the same patient ID Re-attending within 3 months - Adults	6	137	4.4%	16.3%	17.2%	15.4%
% of FP17s for the same patient ID Re-attending between 3 & 9 months - Children	97	160	60.6%	50.0%	49.8%	59.8%
% of FP17s for the same patient ID Re-attending between 3 & 9 months - Adults	70	137	51.1%	38.6%	39.5%	52.1%
% of FP17s for Band 1 Urgent Courses	19	240	7.9%	11.8%	11.2%	9.2%
% of FP17s Relating to Free Repair or Replacements	1	240	0.4%	0.5%	0.5%	0.7%
% of FP17s Relating to Continuations	0	240	0.0%	0.5%	0.7%	0.8%
% of Patients satisfied with the dentistry they have received	0	0	N/A	89.8%	90.6%	93.4%
% of Patients satisfied with the time they had to wait for an appointment	0	0	N/A	84.2%	83.8%	87.6%

* This is based on patients treated on this contract for their most recent course of treatment. Figures in italics indicate the base number of FP17s or Patient Questionnaire responses are less than 100. N/A is shown where the base number of responses is less than 10 during the period. % is calculated as Quantity/Base number*100

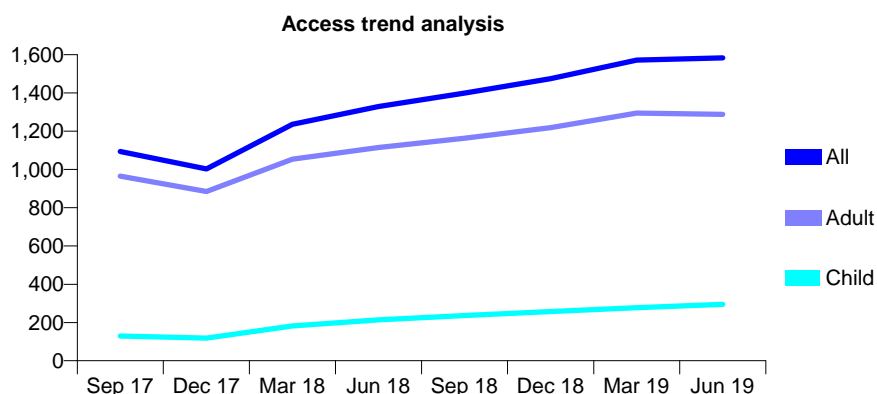
Q62 - Vital Signs At a Glance Contract Report for 251267/0001 - June 2019

Name or company name	MR HS MAUDUDI
Contract type name	GDS Contract
Purpose of contract	General
Contract start date	01/04/2006
Contract end date	

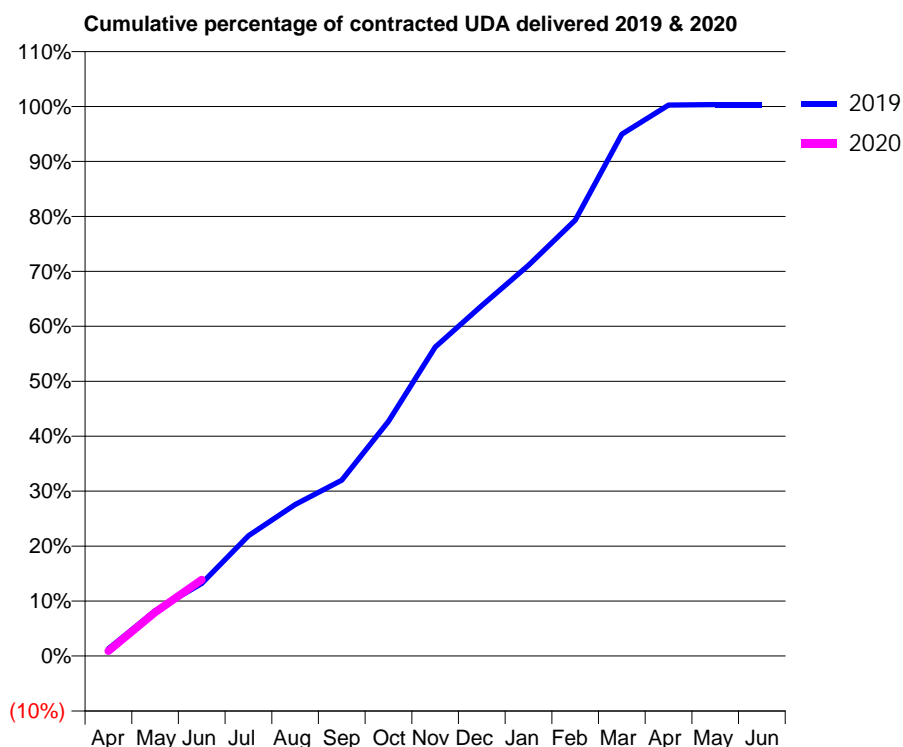
19/20 Contracted general activity (UDA)	4,500
Carry forward general activity (UDA)	0
19/20 Contracted orthodontic activity (UOA)	0
Carry forward orthodontic activity (UOA)	0
Baseline contract value	£115,133.53

ACCESS*

Patients seen in 24 months	Total	Change since previous quarter
Quarter ending June 2018	1,329	
Quarter ending September 2018	1,399	↑
Quarter ending December 2018	1,475	↑
Quarter ending March 2019	1,572	↑
Quarter ending June 2019	1,583	→
Variance since June 2018	19.1%	↑



ACTIVITY



Month	Adjusted Scheduled Activity (UDA)	
	2019	2020
April	59	41
May	370	359
June	594	624
July	985	
August	1,241	
September	1,440	
October	1,922	
November	2,530	
December	2,869	
January	3,199	
February	3,569	
March	4,273	
April	4,512	
May	4,515	
June	4,515	

QUALITY

	Quantity	Base Number	Contract	AT	Region	England
% of FP17s for the same patient ID Re-attending within 3 months - Children	7	71	9.9%	10.0%	11.9%	11.4%
% of FP17s for the same patient ID Re-attending within 3 months - Adults	25	222	11.3%	16.3%	17.2%	15.4%
% of FP17s for the same patient ID Re-attending between 3 & 9 months - Children	10	71	14.1%	50.0%	49.8%	59.8%
% of FP17s for the same patient ID Re-attending between 3 & 9 months - Adults	54	222	24.3%	38.6%	39.5%	52.1%
% of FP17s for Band 1 Urgent Courses	21	228	9.2%	11.8%	11.2%	9.2%
% of FP17s Relating to Free Repair or Replacements	4	228	1.8%	0.5%	0.5%	0.7%
% of FP17s Relating to Continuations	1	228	0.4%	0.5%	0.7%	0.8%
% of Patients satisfied with the dentistry they have received	1	1	N/A	89.8%	90.6%	93.4%
% of Patients satisfied with the time they had to wait for an appointment	1	1	N/A	84.2%	83.8%	87.6%

* This is based on patients treated on this contract for their most recent course of treatment. Figures in italics indicate the base number of FP17s or Patient Questionnaire responses are less than 100. N/A is shown where the base number of responses is less than 10 during the period. % is calculated as Quantity/Base number*100

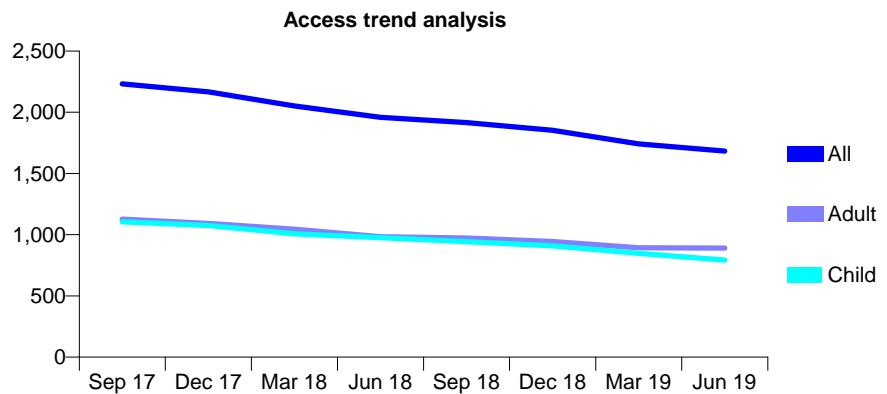
Q62 - Vital Signs At a Glance Contract Report for 251305/0001 - June 2019

Name or company name	MISS V IZADPANAHI
Contract type name	GDS Contract
Purpose of contract	General
Contract start date	01/04/2010
Contract end date	

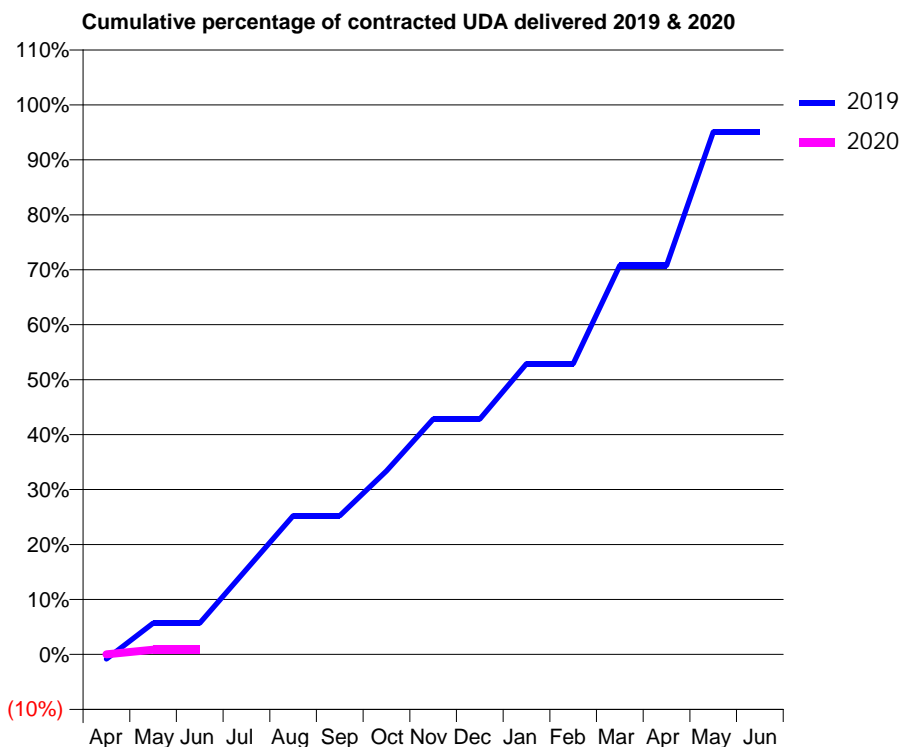
19/20 Contracted general activity (UDA)	7,829
Carry forward general activity (UDA)	0
19/20 Contracted orthodontic activity (UOA)	0
Carry forward orthodontic activity (UOA)	0
Baseline contract value	£226,642.40

ACCESS*

Patients seen in 24 months	Total	Change since previous quarter
Quarter ending June 2018	1,959	
Quarter ending September 2018	1,916	↓
Quarter ending December 2018	1,853	↓
Quarter ending March 2019	1,742	↓
Quarter ending June 2019	1,683	↓
Variance since June 2018	(14.1%)	↓



ACTIVITY



Month	2019	2020
April	-66	0
May	446	67
June	446	67
July	1,211	
August	1,975	
September	1,975	
October	2,615	
November	3,352	
December	3,352	
January	4,143	
February	4,143	
March	5,541	
April	5,541	
May	7,443	
June	7,443	

QUALITY

	Quantity	Base Number	Contract	AT	Region	England
% of FP17s for the same patient ID Re-attending within 3 months - Children	11	195	5.6%	10.0%	11.9%	11.4%
% of FP17s for the same patient ID Re-attending within 3 months - Adults	20	177	11.3%	16.3%	17.2%	15.4%
% of FP17s for the same patient ID Re-attending between 3 & 9 months - Children	98	195	50.3%	50.0%	49.8%	59.8%
% of FP17s for the same patient ID Re-attending between 3 & 9 months - Adults	68	177	38.4%	38.6%	39.5%	52.1%
% of FP17s for Band 1 Urgent Courses	8	30	26.7%	11.8%	11.2%	9.2%
% of FP17s Relating to Free Repair or Replacements	0	30	0.0%	0.5%	0.5%	0.7%
% of FP17s Relating to Continuations	0	30	0.0%	0.5%	0.7%	0.8%
% of Patients satisfied with the dentistry they have received	1	1	N/A	89.8%	90.6%	93.4%
% of Patients satisfied with the time they had to wait for an appointment	1	1	N/A	84.2%	83.8%	87.6%

* This is based on patients treated on this contract for their most recent course of treatment. Figures in italics indicate the base number of FP17s or Patient Questionnaire responses are less than 100. N/A is shown where the base number of responses is less than 10 during the period. % is calculated as Quantity/Base number*100

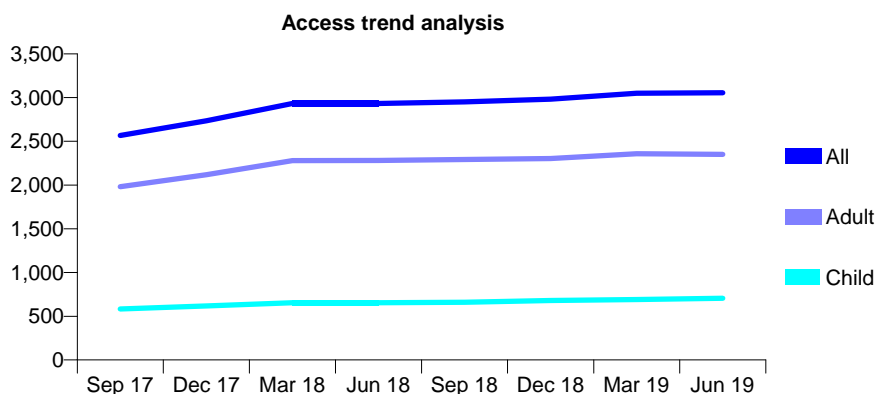
Q62 - Vital Signs At a Glance Contract Report for 254231/0001 - June 2019

Name or company name	MR SH PEZESHKI
Contract type name	GDS Contract
Purpose of contract	General
Contract start date	04/01/2010
Contract end date	

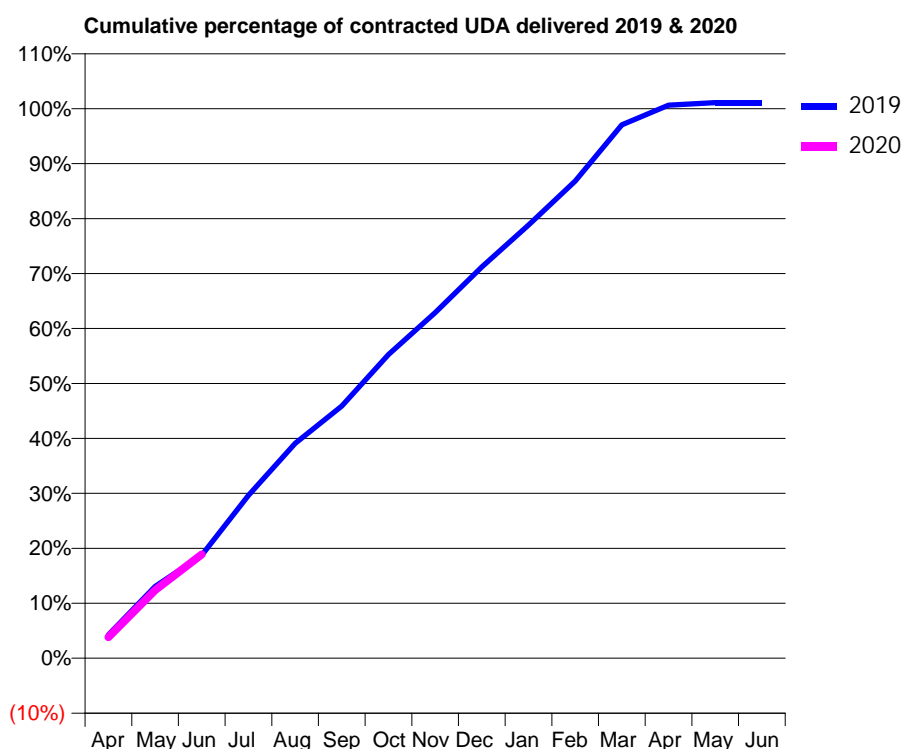
19/20 Contracted general activity (UDA)	8,200
Carry forward general activity (UDA)	0
19/20 Contracted orthodontic activity (UOA)	0
Carry forward orthodontic activity (UOA)	0
Baseline contract value	£235,972.88

ACCESS*

Patients seen in 24 months	Total	Change since previous quarter
Quarter ending June 2018	2,934	
Quarter ending September 2018	2,952	→
Quarter ending December 2018	2,983	→
Quarter ending March 2019	3,050	↑
Quarter ending June 2019	3,056	→
Variance since June 2018	4.2%	↑



ACTIVITY



Adjusted Scheduled Activity (UDA)		
Month	2019	2020
April	350	313
May	1,071	1,016
June	1,537	1,550
July	2,432	
August	3,206	
September	3,761	
October	4,532	
November	5,156	
December	5,838	
January	6,464	
February	7,121	
March	7,958	
April	8,251	
May	8,289	
June	8,289	

QUALITY

	Quantity	Base Number	Contract	AT	Region	England
% of FP17s for the same patient ID Re-attending within 3 months - Children	7	164	4.3%	10.0%	11.9%	11.4%
% of FP17s for the same patient ID Re-attending within 3 months - Adults	105	513	20.5%	16.3%	17.2%	15.4%
% of FP17s for the same patient ID Re-attending between 3 & 9 months - Children	68	164	41.5%	50.0%	49.8%	59.8%
% of FP17s for the same patient ID Re-attending between 3 & 9 months - Adults	137	513	26.7%	38.6%	39.5%	52.1%
% of FP17s for Band 1 Urgent Courses	103	556	18.5%	11.8%	11.2%	9.2%
% of FP17s Relating to Free Repair or Replacements	2	556	0.4%	0.5%	0.5%	0.7%
% of FP17s Relating to Continuations	2	556	0.4%	0.5%	0.7%	0.8%
% of Patients satisfied with the dentistry they have received	0	0	N/A	89.8%	90.6%	93.4%
% of Patients satisfied with the time they had to wait for an appointment	0	0	N/A	84.2%	83.8%	87.6%

* This is based on patients treated on this contract for their most recent course of treatment.

Figures in italics indicate the base number of FP17s or Patient Questionnaire responses are less than 100. N/A is shown where the base number of responses is less than 10 during the period. % is calculated as Quantity/Base number*100

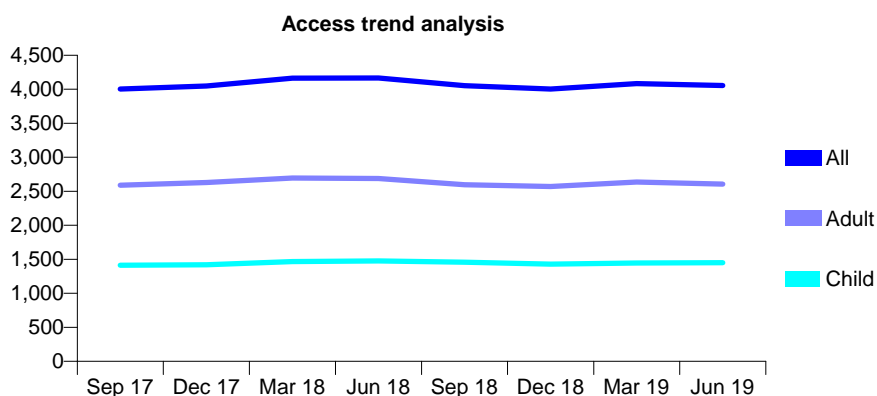
Q62 - Vital Signs At a Glance Contract Report for 261416/0001 - June 2019

Name or company name	Dental Beauty Feltham
Contract type name	GDS Contract
Purpose of contract	General
Contract start date	01/04/2006
Contract end date	

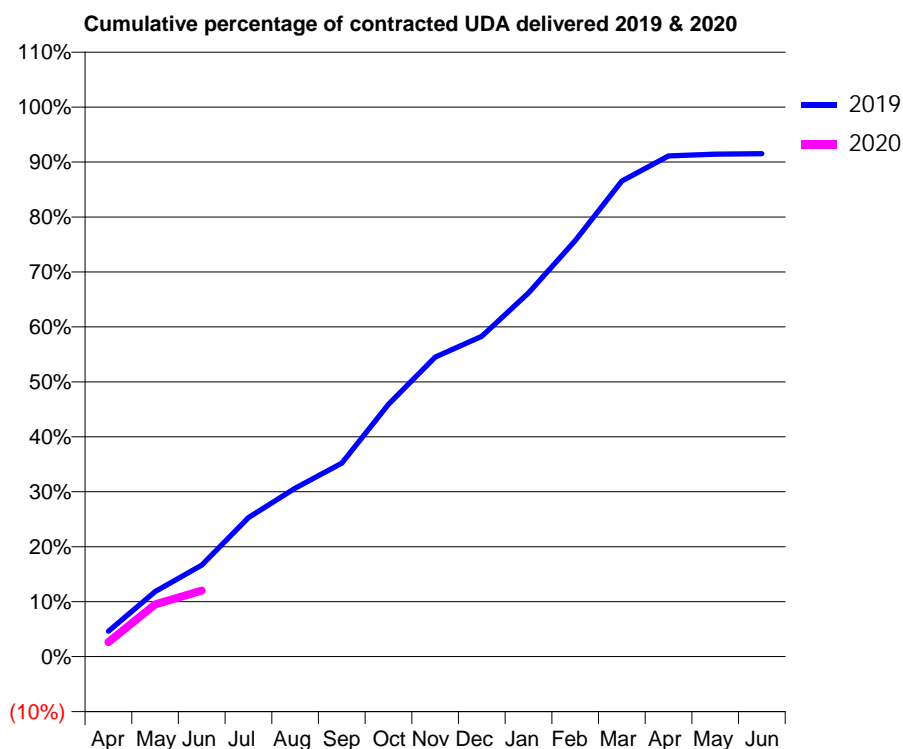
19/20 Contracted general activity (UDA)	11,840
Carry forward general activity (UDA)	0
19/20 Contracted orthodontic activity (UOA)	0
Carry forward orthodontic activity (UOA)	0
Baseline contract value	£346,860.51

ACCESS*

Patients seen in 24 months	Total	Change since previous quarter
Quarter ending June 2018	4,166	
Quarter ending September 2018	4,054	↓
Quarter ending December 2018	4,003	↓
Quarter ending March 2019	4,083	→
Quarter ending June 2019	4,056	→
Variance since June 2018	(2.6%)	↓



ACTIVITY



Month	Adjusted Scheduled Activity (UDA)	
	2019	2020
April	546	312
May	1,403	1,124
June	1,970	1,425
July	2,996	
August	3,630	
September	4,168	
October	5,438	
November	6,452	
December	6,904	
January	7,838	
February	8,963	
March	10,243	
April	10,788	
May	10,826	
June	10,838	

QUALITY

	Quantity	Base Number	Contract	AT	Region	England
% of FP17s for the same patient ID Re-attending within 3 months - Children	42	359	11.7%	10.0%	11.9%	11.4%
% of FP17s for the same patient ID Re-attending within 3 months - Adults	114	555	20.5%	16.3%	17.2%	15.4%
% of FP17s for the same patient ID Re-attending between 3 & 9 months - Children	178	359	49.6%	50.0%	49.8%	59.8%
% of FP17s for the same patient ID Re-attending between 3 & 9 months - Adults	207	555	37.3%	38.6%	39.5%	52.1%
% of FP17s for Band 1 Urgent Courses	89	685	13.0%	11.8%	11.2%	9.2%
% of FP17s Relating to Free Repair or Replacements	2	685	0.3%	0.5%	0.5%	0.7%
% of FP17s Relating to Continuations	0	685	0.0%	0.5%	0.7%	0.8%
% of Patients satisfied with the dentistry they have received	1	1	N/A	89.8%	90.6%	93.4%
% of Patients satisfied with the time they had to wait for an appointment	1	1	N/A	84.2%	83.8%	87.6%

* This is based on patients treated on this contract for their most recent course of treatment. Figures in italics indicate the base number of FP17s or Patient Questionnaire responses are less than 100. N/A is shown where the base number of responses is less than 10 during the period. % is calculated as Quantity/Base number*100

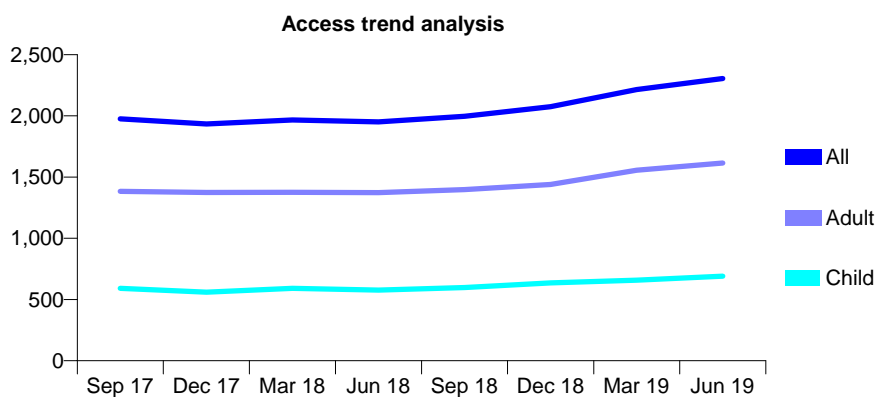
Q62 - Vital Signs At a Glance Contract Report for 262455/0001 - June 2019

Name or company name	Mr Chirag Shah
Contract type name	GDS Contract
Purpose of contract	General
Contract start date	01/04/2006
Contract end date	

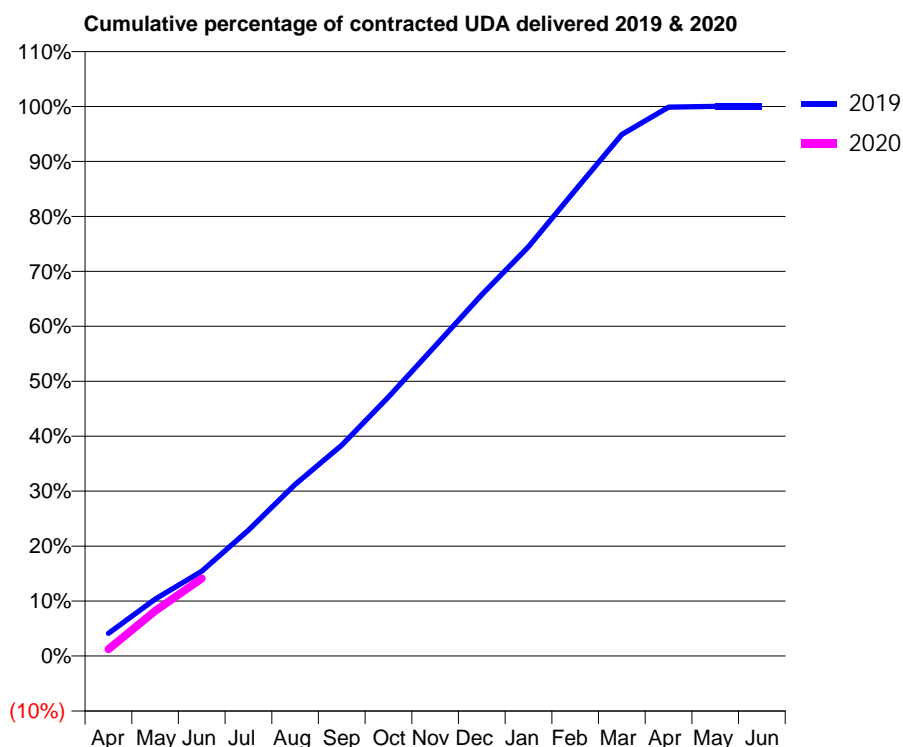
19/20 Contracted general activity (UDA)	7,433
Carry forward general activity (UDA)	0
19/20 Contracted orthodontic activity (UOA)	0
Carry forward orthodontic activity (UOA)	0
Baseline contract value	£192,224.47

ACCESS*

Patients seen in 24 months	Total	Change since previous quarter
Quarter ending June 2018	1,950	
Quarter ending September 2018	1,996	↑
Quarter ending December 2018	2,075	↑
Quarter ending March 2019	2,215	↑
Quarter ending June 2019	2,306	↑
Variance since June 2018	18.3%	↑



ACTIVITY



Month	Adjusted Scheduled Activity (UDA)	
	2019	2020
April	306	93
May	770	609
June	1,146	1,049
July	1,703	
August	2,322	
September	2,852	
October	3,503	
November	4,195	
December	4,888	
January	5,537	
February	6,299	
March	7,053	
April	7,423	
May	7,435	
June	7,435	

QUALITY

	Quantity	Base Number	Contract	AT	Region	England
% of FP17s for the same patient ID Re-attending within 3 months - Children	21	182	11.5%	10.0%	11.9%	11.4%
% of FP17s for the same patient ID Re-attending within 3 months - Adults	34	323	10.5%	16.3%	17.2%	15.4%
% of FP17s for the same patient ID Re-attending between 3 & 9 months - Children	74	182	40.7%	50.0%	49.8%	59.8%
% of FP17s for the same patient ID Re-attending between 3 & 9 months - Adults	96	323	29.7%	38.6%	39.5%	52.1%
% of FP17s for Band 1 Urgent Courses	33	360	9.2%	11.8%	11.2%	9.2%
% of FP17s Relating to Free Repair or Replacements	0	360	0.0%	0.5%	0.5%	0.7%
% of FP17s Relating to Continuations	0	360	0.0%	0.5%	0.7%	0.8%
% of Patients satisfied with the dentistry they have received	0	0	N/A	89.8%	90.6%	93.4%
% of Patients satisfied with the time they had to wait for an appointment	0	0	N/A	84.2%	83.8%	87.6%

* This is based on patients treated on this contract for their most recent course of treatment. Figures in italics indicate the base number of FP17s or Patient Questionnaire responses are less than 100. N/A is shown where the base number of responses is less than 10 during the period. % is calculated as Quantity/Base number*100

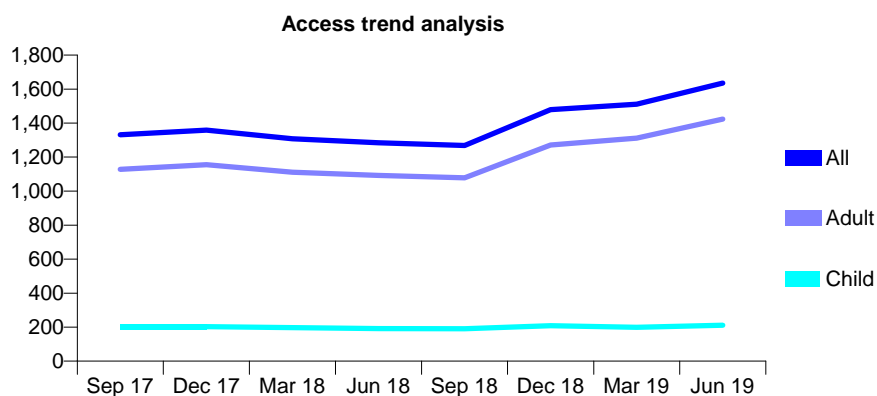
Q62 - Vital Signs At a Glance Contract Report for 263729/0001 - June 2019

Name or company name	Kevaal Patel
Contract type name	GDS Contract
Purpose of contract	General
Contract start date	01/04/2006
Contract end date	

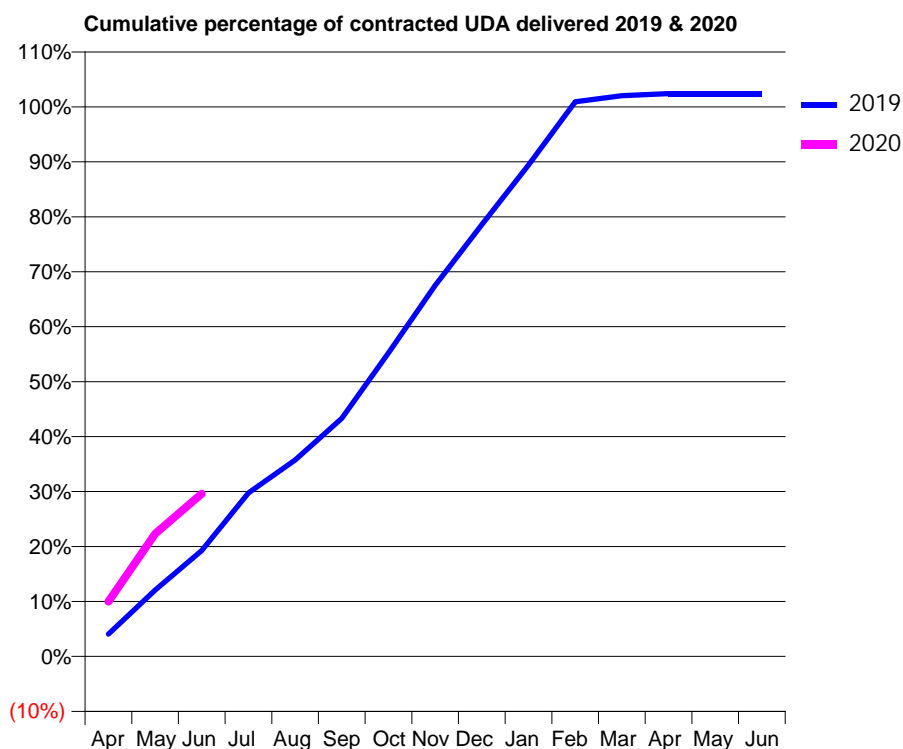
19/20 Contracted general activity (UDA)	3,178
Carry forward general activity (UDA)	0
19/20 Contracted orthodontic activity (UOA)	0
Carry forward orthodontic activity (UOA)	0
Baseline contract value	£115,506.13

ACCESS*

Patients seen in 24 months	Total	Change since previous quarter
Quarter ending June 2018	1,284	
Quarter ending September 2018	1,269	↓
Quarter ending December 2018	1,479	↑
Quarter ending March 2019	1,511	↑
Quarter ending June 2019	1,635	↑
Variance since June 2018	27.3%	↑



ACTIVITY



Month	2019	2020
April	129	317
May	384	710
June	613	942
July	946	
August	1,136	
September	1,377	
October	1,756	
November	2,146	
December	2,496	
January	2,842	
February	3,207	
March	3,243	
April	3,255	
May	3,255	
June	3,255	

QUALITY

	Quantity	Base Number	Contract	AT	Region	England
% of FP17s for the same patient ID Re-attending within 3 months - Children	1	60	1.7%	10.0%	11.9%	11.4%
% of FP17s for the same patient ID Re-attending within 3 months - Adults	12	329	3.6%	16.3%	17.2%	15.4%
% of FP17s for the same patient ID Re-attending between 3 & 9 months - Children	21	60	35.0%	50.0%	49.8%	59.8%
% of FP17s for the same patient ID Re-attending between 3 & 9 months - Adults	61	329	18.5%	38.6%	39.5%	52.1%
% of FP17s for Band 1 Urgent Courses	28	388	7.2%	11.8%	11.2%	9.2%
% of FP17s Relating to Free Repair or Replacements	0	388	0.0%	0.5%	0.5%	0.7%
% of FP17s Relating to Continuations	4	388	1.0%	0.5%	0.7%	0.8%
% of Patients satisfied with the dentistry they have received	1	1	N/A	89.8%	90.6%	93.4%
% of Patients satisfied with the time they had to wait for an appointment	1	1	N/A	84.2%	83.8%	87.6%

* This is based on patients treated on this contract for their most recent course of treatment. Figures in italics indicate the base number of FP17s or Patient Questionnaire responses are less than 100. N/A is shown where the base number of responses is less than 10 during the period. % is calculated as Quantity/Base number*100

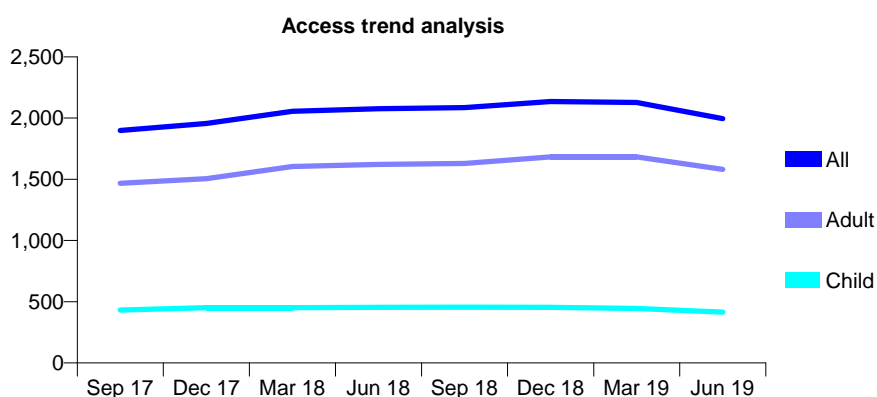
Q62 - Vital Signs At a Glance Contract Report for 263974/0001 - June 2019

Name or company name	MR A PATEL
Contract type name	GDS Contract
Purpose of contract	General
Contract start date	01/04/2006
Contract end date	

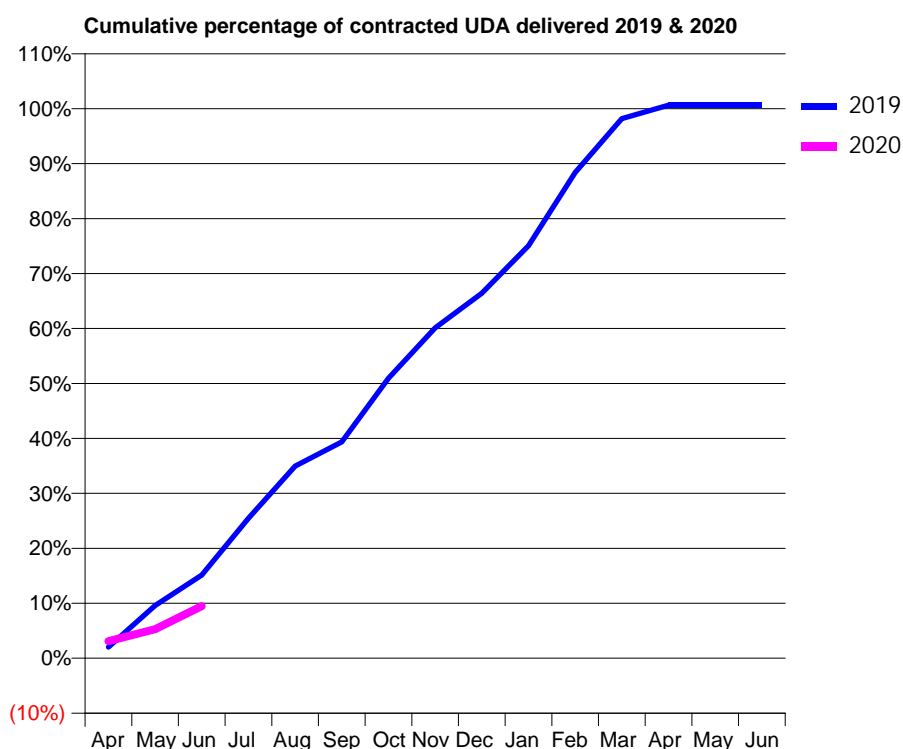
19/20 Contracted general activity (UDA)	7,011
Carry forward general activity (UDA)	0
19/20 Contracted orthodontic activity (UOA)	0
Carry forward orthodontic activity (UOA)	0
Baseline contract value	£213,033.96

ACCESS*

Patients seen in 24 months	Total	Change since previous quarter
Quarter ending June 2018	2,077	
Quarter ending September 2018	2,085	→
Quarter ending December 2018	2,136	↑
Quarter ending March 2019	2,128	→
Quarter ending June 2019	1,995	↓
Variance since June 2018	(3.9%)	↓



ACTIVITY



Month	2019	2020
April	142	219
May	673	372
June	1,061	664
July	1,786	
August	2,452	
September	2,758	
October	3,571	
November	4,216	
December	4,655	
January	5,264	
February	6,196	
March	6,882	
April	7,055	
May	7,055	
June	7,055	

QUALITY

	Quantity	Base Number	Contract	AT	Region	England
% of FP17s for the same patient ID Re-attending within 3 months - Children	1	54	1.9%	10.0%	11.9%	11.4%
% of FP17s for the same patient ID Re-attending within 3 months - Adults	58	215	27.0%	16.3%	17.2%	15.4%
% of FP17s for the same patient ID Re-attending between 3 & 9 months - Children	28	54	51.9%	50.0%	49.8%	59.8%
% of FP17s for the same patient ID Re-attending between 3 & 9 months - Adults	67	215	31.2%	38.6%	39.5%	52.1%
% of FP17s for Band 1 Urgent Courses	20	165	12.1%	11.8%	11.2%	9.2%
% of FP17s Relating to Free Repair or Replacements	2	165	1.2%	0.5%	0.5%	0.7%
% of FP17s Relating to Continuations	1	165	0.6%	0.5%	0.7%	0.8%
% of Patients satisfied with the dentistry they have received	0	0	N/A	89.8%	90.6%	93.4%
% of Patients satisfied with the time they had to wait for an appointment	0	0	N/A	84.2%	83.8%	87.6%

* This is based on patients treated on this contract for their most recent course of treatment.

Figures in italics indicate the base number of FP17s or Patient Questionnaire responses are less than 100. N/A is shown where the base number of responses is less than 10 during the period. % is calculated as Quantity/Base number*100

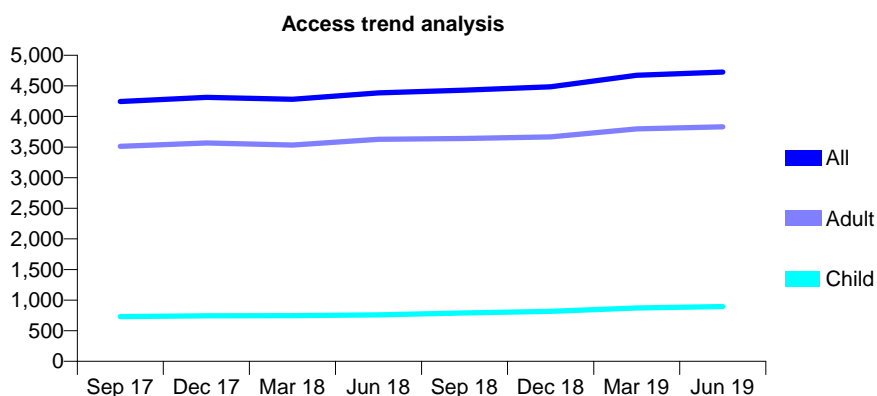
Q62 - Vital Signs At a Glance Contract Report for 271004/0001 - June 2019

Name or company name	80 Kensington Dental Clinic
Contract type name	GDS Contract
Purpose of contract	General
Contract start date	18/12/2006
Contract end date	

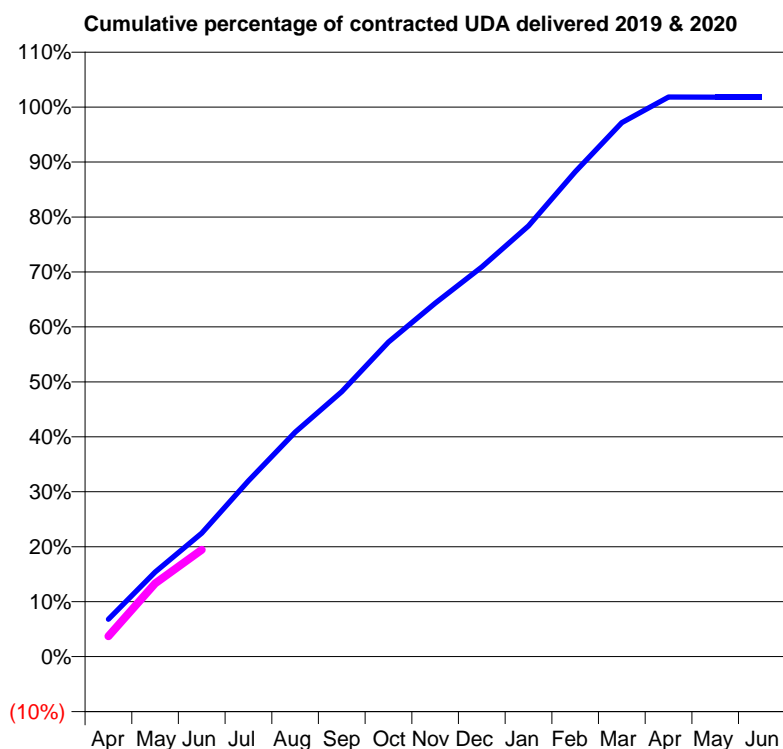
19/20 Contracted general activity (UDA)	16,794
Carry forward general activity (UDA)	0
19/20 Contracted orthodontic activity (UOA)	0
Carry forward orthodontic activity (UOA)	0
Baseline contract value	£507,631.46

ACCESS*

Patients seen in 24 months	Total	Change since previous quarter
Quarter ending June 2018	4,386	
Quarter ending September 2018	4,431	→
Quarter ending December 2018	4,484	→
Quarter ending March 2019	4,672	↑
Quarter ending June 2019	4,725	→
Variance since June 2018	7.7%	↑



ACTIVITY



Month	Adjusted Scheduled Activity (UDA)	
	2019	2020
April	1,144	626
May	2,588	2,241
June	3,775	3,265
July	5,374	
August	6,859	
September	8,096	
October	9,611	
November	10,800	
December	11,905	
January	13,160	
February	14,817	
March	16,315	
April	17,101	
May	17,093	
June	17,093	

QUALITY

	Quantity	Base Number	Contract	AT	Region	England
% of FP17s for the same patient ID Re-attending within 3 months - Children	32	259	12.4%	10.0%	11.9%	11.4%
% of FP17s for the same patient ID Re-attending within 3 months - Adults	201	922	21.8%	16.3%	17.2%	15.4%
% of FP17s for the same patient ID Re-attending between 3 & 9 months - Children	82	259	31.7%	50.0%	49.8%	59.8%
% of FP17s for the same patient ID Re-attending between 3 & 9 months - Adults	193	922	20.9%	38.6%	39.5%	52.1%
% of FP17s for Band 1 Urgent Courses	194	957	20.3%	11.8%	11.2%	9.2%
% of FP17s Relating to Free Repair or Replacements	8	957	0.8%	0.5%	0.5%	0.7%
% of FP17s Relating to Continuations	15	957	1.6%	0.5%	0.7%	0.8%
% of Patients satisfied with the dentistry they have received	3	5	N/A	89.8%	90.6%	93.4%
% of Patients satisfied with the time they had to wait for an appointment	4	5	N/A	84.2%	83.8%	87.6%

* This is based on patients treated on this contract for their most recent course of treatment. Figures in italics indicate the base number of FP17s or Patient Questionnaire responses are less than 100. N/A is shown where the base number of responses is less than 10 during the period. % is calculated as Quantity/Base number*100

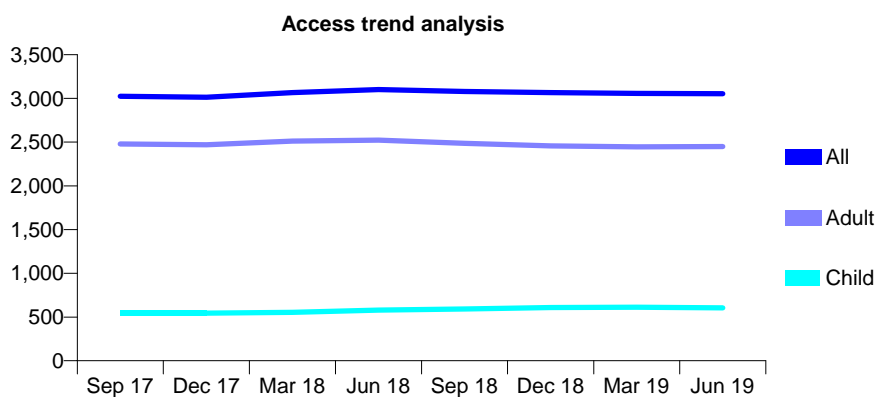
Q62 - Vital Signs At a Glance Contract Report for 271993/0001 - June 2019

Name or company name	MISS F GRAINGER
Contract type name	GDS Contract
Purpose of contract	General
Contract start date	22/06/2015
Contract end date	

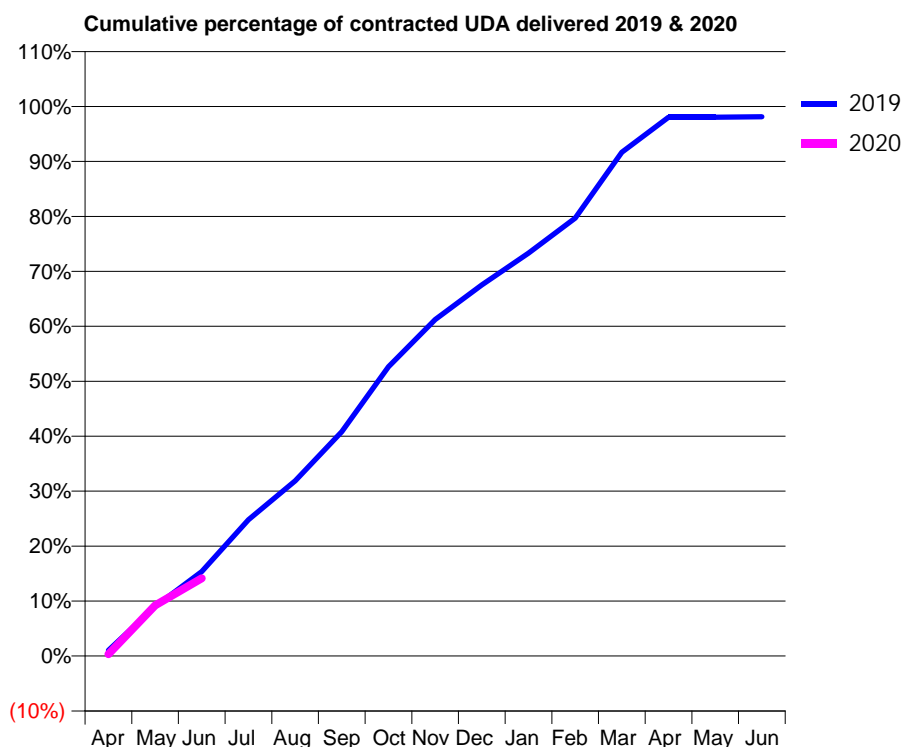
19/20 Contracted general activity (UDA)	8,581
Carry forward general activity (UDA)	0
19/20 Contracted orthodontic activity (UOA)	0
Carry forward orthodontic activity (UOA)	0
Baseline contract value	£229,524.79

ACCESS*

Patients seen in 24 months	Total	Change since previous quarter
Quarter ending June 2018	3,101	
Quarter ending September 2018	3,079	→
Quarter ending December 2018	3,066	→
Quarter ending March 2019	3,057	→
Quarter ending June 2019	3,054	→
Variance since June 2018	(1.5%)	↓



ACTIVITY



Month	Adjusted Scheduled Activity (UDA)	
	2019	2020
April	89	29
May	774	790
June	1,319	1,212
July	2,130	
August	2,736	
September	3,503	
October	4,518	
November	5,254	
December	5,795	
January	6,292	
February	6,839	
March	7,866	
April	8,412	
May	8,413	
June	8,419	

QUALITY

	Quantity	Base Number	Contract	AT	Region	England
% of FP17s for the same patient ID Re-attending within 3 months - Children	12	156	7.7%	10.0%	11.9%	11.4%
% of FP17s for the same patient ID Re-attending within 3 months - Adults	71	499	14.2%	16.3%	17.2%	15.4%
% of FP17s for the same patient ID Re-attending between 3 & 9 months - Children	76	156	48.7%	50.0%	49.8%	59.8%
% of FP17s for the same patient ID Re-attending between 3 & 9 months - Adults	178	499	35.7%	38.6%	39.5%	52.1%
% of FP17s for Band 1 Urgent Courses	67	520	12.9%	11.8%	11.2%	9.2%
% of FP17s Relating to Free Repair or Replacements	4	520	0.8%	0.5%	0.5%	0.7%
% of FP17s Relating to Continuations	6	520	1.2%	0.5%	0.7%	0.8%
% of Patients satisfied with the dentistry they have received	0	0	N/A	89.8%	90.6%	93.4%
% of Patients satisfied with the time they had to wait for an appointment	0	0	N/A	84.2%	83.8%	87.6%

* This is based on patients treated on this contract for their most recent course of treatment. Figures in italics indicate the base number of FP17s or Patient Questionnaire responses are less than 100. N/A is shown where the base number of responses is less than 10 during the period. % is calculated as Quantity/Base number*100

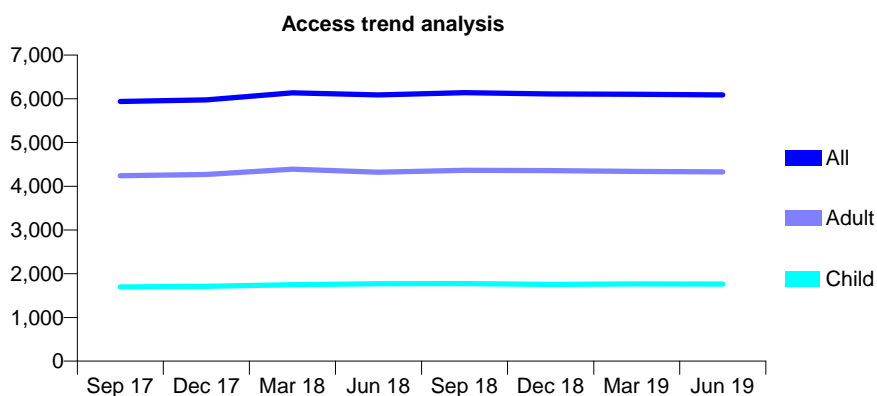
Q62 - Vital Signs At a Glance Contract Report for 273082/0001 - June 2019

Name or company name	MISS DL HUART
Contract type name	GDS Contract
Purpose of contract	General
Contract start date	13/12/2007
Contract end date	

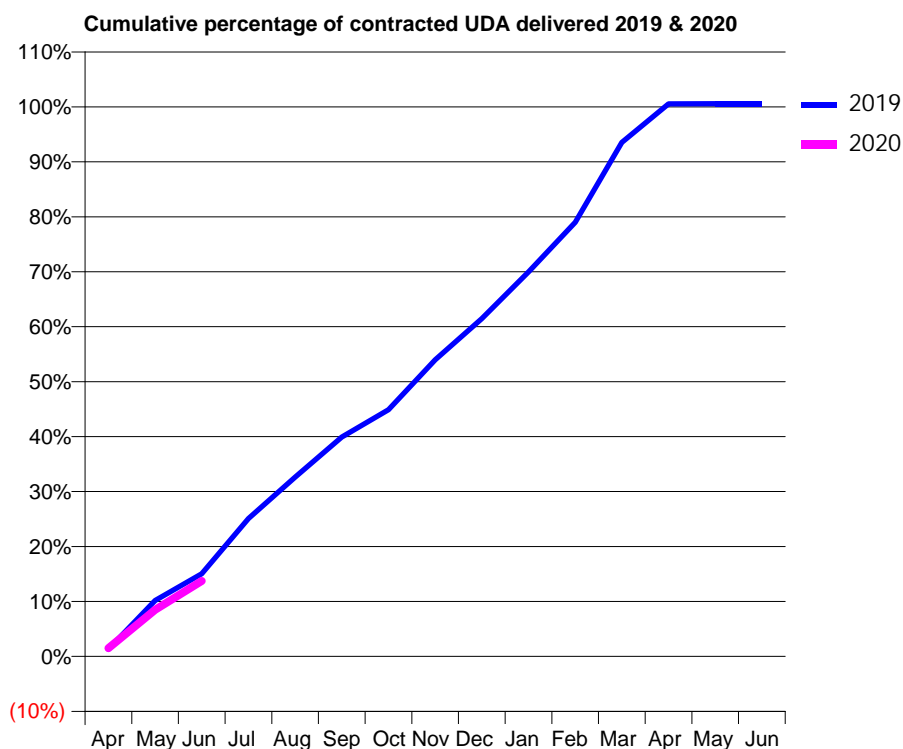
19/20 Contracted general activity (UDA)	19,180
Carry forward general activity (UDA)	0
19/20 Contracted orthodontic activity (UOA)	0
Carry forward orthodontic activity (UOA)	0
Baseline contract value	£491,315.45

ACCESS*

Patients seen in 24 months	Total	Change since previous quarter
Quarter ending June 2018	6,091	
Quarter ending September 2018	6,139	→
Quarter ending December 2018	6,112	→
Quarter ending March 2019	6,106	→
Quarter ending June 2019	6,090	→
Variance since June 2018	(0.0%)	→



ACTIVITY



Adjusted Scheduled Activity (UDA)		
Month	2019	2020
April	254	293
May	1,950	1,632
June	2,885	2,637
July	4,812	
August	6,259	
September	7,653	
October	8,612	
November	10,353	
December	11,787	
January	13,422	
February	15,152	
March	17,939	
April	19,287	
May	19,288	
June	19,288	

QUALITY

	Quantity	Base Number	Contract	AT	Region	England
% of FP17s for the same patient ID Re-attending within 3 months - Children	49	503	9.7%	10.0%	11.9%	11.4%
% of FP17s for the same patient ID Re-attending within 3 months - Adults	157	1,098	14.3%	16.3%	17.2%	15.4%
% of FP17s for the same patient ID Re-attending between 3 & 9 months - Children	220	503	43.7%	50.0%	49.8%	59.8%
% of FP17s for the same patient ID Re-attending between 3 & 9 months - Adults	449	1,098	40.9%	38.6%	39.5%	52.1%
% of FP17s for Band 1 Urgent Courses	93	1,209	7.7%	11.8%	11.2%	9.2%
% of FP17s Relating to Free Repair or Replacements	17	1,209	1.4%	0.5%	0.5%	0.7%
% of FP17s Relating to Continuations	11	1,209	0.9%	0.5%	0.7%	0.8%
% of Patients satisfied with the dentistry they have received	3	3	N/A	89.8%	90.6%	93.4%
% of Patients satisfied with the time they had to wait for an appointment	2	3	N/A	84.2%	83.8%	87.6%

* This is based on patients treated on this contract for their most recent course of treatment. Figures in italics indicate the base number of FP17s or Patient Questionnaire responses are less than 100. N/A is shown where the base number of responses is less than 10 during the period. % is calculated as Quantity/Base number*100

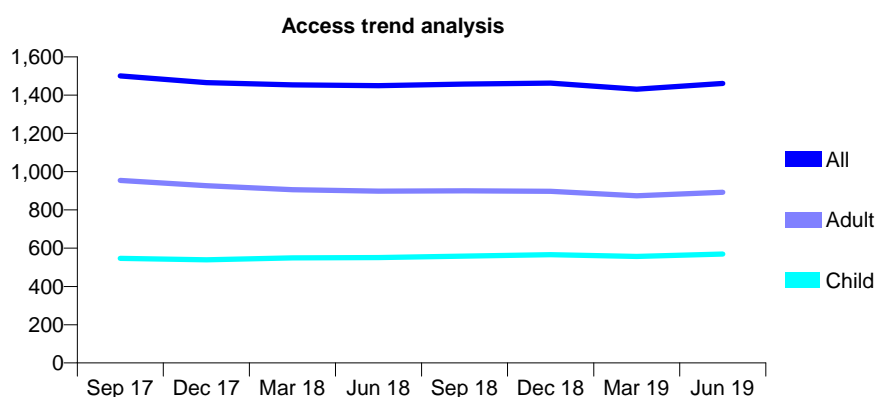
Q62 - Vital Signs At a Glance Contract Report for 273899/0001 - June 2019

Name or company name	MR A BECK
Contract type name	GDS Contract
Purpose of contract	General
Contract start date	01/04/2006
Contract end date	

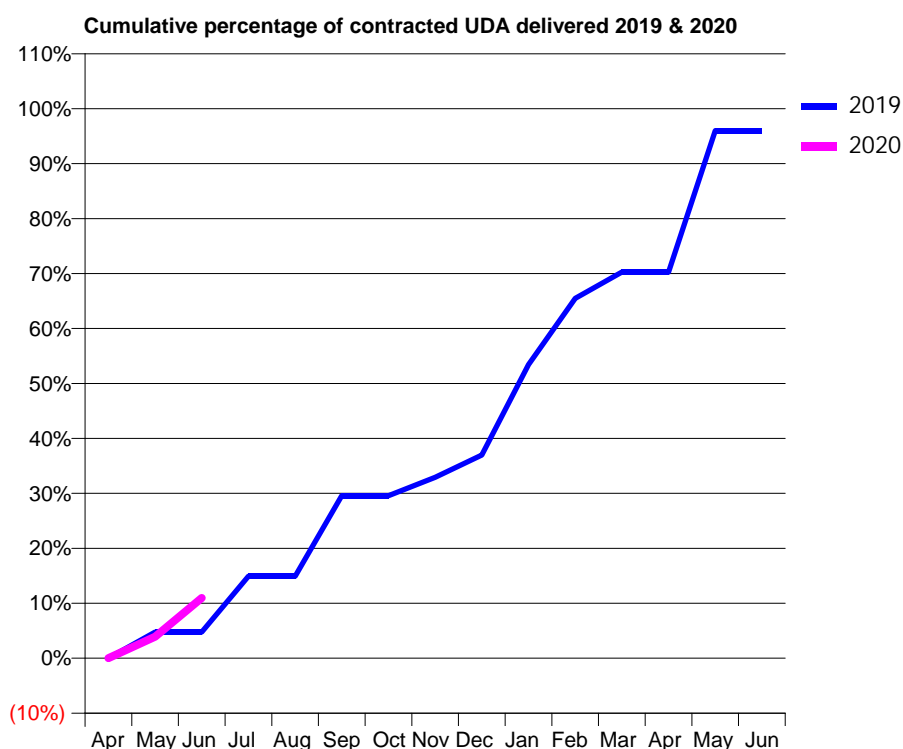
19/20 Contracted general activity (UDA)	4,437
Carry forward general activity (UDA)	0
19/20 Contracted orthodontic activity (UOA)	0
Carry forward orthodontic activity (UOA)	0
Baseline contract value	£131,892.07

ACCESS*

Patients seen in 24 months	Total	Change since previous quarter
Quarter ending June 2018	1,449	
Quarter ending September 2018	1,458	→
Quarter ending December 2018	1,463	→
Quarter ending March 2019	1,431	↓
Quarter ending June 2019	1,461	↑
Variance since June 2018	0.8%	→



ACTIVITY



Month	2019	2020
April	0	0
May	212	174
June	212	486
July	662	
August	662	
September	1,312	
October	1,312	
November	1,461	
December	1,640	
January	2,370	
February	2,906	
March	3,117	
April	3,117	
May	4,259	
June	4,259	

QUALITY

	Quantity	Base Number	Contract	AT	Region	England
% of FP17s for the same patient ID Re-attending within 3 months - Children	3	172	1.7%	10.0%	11.9%	11.4%
% of FP17s for the same patient ID Re-attending within 3 months - Adults	38	298	12.8%	16.3%	17.2%	15.4%
% of FP17s for the same patient ID Re-attending between 3 & 9 months - Children	83	172	48.3%	50.0%	49.8%	59.8%
% of FP17s for the same patient ID Re-attending between 3 & 9 months - Adults	133	298	44.6%	38.6%	39.5%	52.1%
% of FP17s for Band 1 Urgent Courses	21	211	10.0%	11.8%	11.2%	9.2%
% of FP17s Relating to Free Repair or Replacements	0	211	0.0%	0.5%	0.5%	0.7%
% of FP17s Relating to Continuations	0	211	0.0%	0.5%	0.7%	0.8%
% of Patients satisfied with the dentistry they have received	1	1	N/A	89.8%	90.6%	93.4%
% of Patients satisfied with the time they had to wait for an appointment	1	1	N/A	84.2%	83.8%	87.6%

* This is based on patients treated on this contract for their most recent course of treatment.

Figures in italics indicate the base number of FP17s or Patient Questionnaire responses are less than 100. N/A is shown where the base number of responses is less than 10 during the period. % is calculated as Quantity/Base number*100

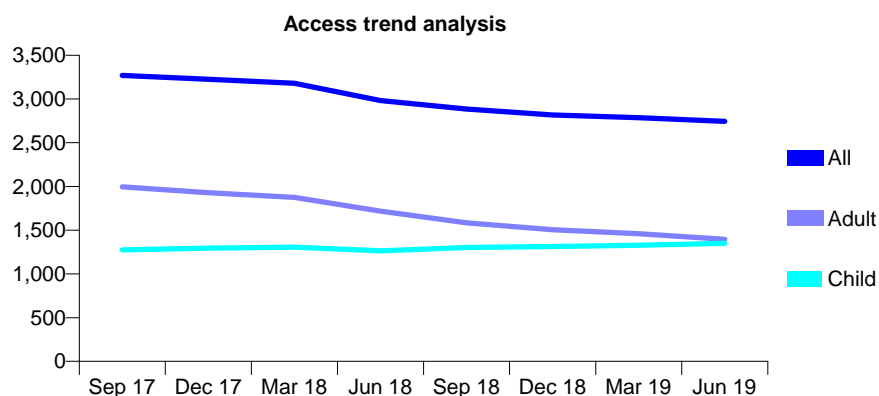
Q62 - Vital Signs At a Glance Contract Report for 277126/0001 - June 2019

Name or company name	Mr Tilak Patel
Contract type name	GDS Contract
Purpose of contract	General
Contract start date	10/04/2007
Contract end date	

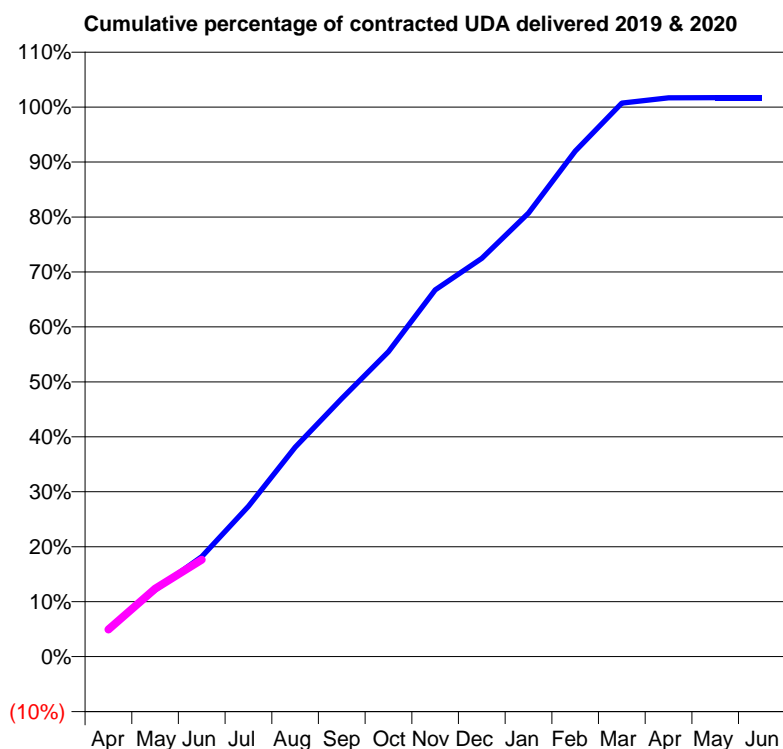
19/20 Contracted general activity (UDA)	7,925
Carry forward general activity (UDA)	0
19/20 Contracted orthodontic activity (UOA)	0
Carry forward orthodontic activity (UOA)	0
Baseline contract value	£208,296.39

ACCESS*

Patients seen in 24 months	Total	Change since previous quarter
Quarter ending June 2018	2,982	
Quarter ending September 2018	2,885	↓
Quarter ending December 2018	2,817	↓
Quarter ending March 2019	2,787	↓
Quarter ending June 2019	2,745	↓
Variance since June 2018	(7.9%)	↓



ACTIVITY



Month	Adjusted Scheduled Activity (UDA)	
	2019	2020
April	404	391
May	963	980
June	1,442	1,398
July	2,168	
August	3,021	
September	3,722	
October	4,397	
November	5,289	
December	5,744	
January	6,397	
February	7,290	
March	7,983	
April	8,057	
May	8,060	
June	8,060	

QUALITY

	Quantity	Base Number	Contract	AT	Region	England
% of FP17s for the same patient ID Re-attending within 3 months - Children	36	386	9.3%	10.0%	11.9%	11.4%
% of FP17s for the same patient ID Re-attending within 3 months - Adults	36	217	16.6%	16.3%	17.2%	15.4%
% of FP17s for the same patient ID Re-attending between 3 & 9 months - Children	147	386	38.1%	50.0%	49.8%	59.8%
% of FP17s for the same patient ID Re-attending between 3 & 9 months - Adults	72	217	33.2%	38.6%	39.5%	52.1%
% of FP17s for Band 1 Urgent Courses	48	563	8.5%	11.8%	11.2%	9.2%
% of FP17s Relating to Free Repair or Replacements	1	563	0.2%	0.5%	0.5%	0.7%
% of FP17s Relating to Continuations	0	563	0.0%	0.5%	0.7%	0.8%
% of Patients satisfied with the dentistry they have received	0	0	N/A	89.8%	90.6%	93.4%
% of Patients satisfied with the time they had to wait for an appointment	0	0	N/A	84.2%	83.8%	87.6%

* This is based on patients treated on this contract for their most recent course of treatment. Figures in italics indicate the base number of FP17s or Patient Questionnaire responses are less than 100. N/A is shown where the base number of responses is less than 10 during the period. % is calculated as Quantity/Base number*100

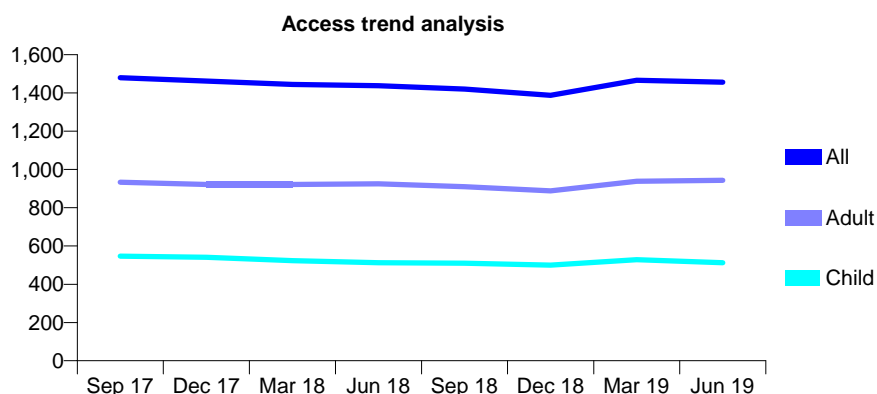
Q62 - Vital Signs At a Glance Contract Report for 279978/0001 - June 2019

Name or company name	MR AG PAUL
Contract type name	GDS Contract
Purpose of contract	General
Contract start date	01/02/2010
Contract end date	

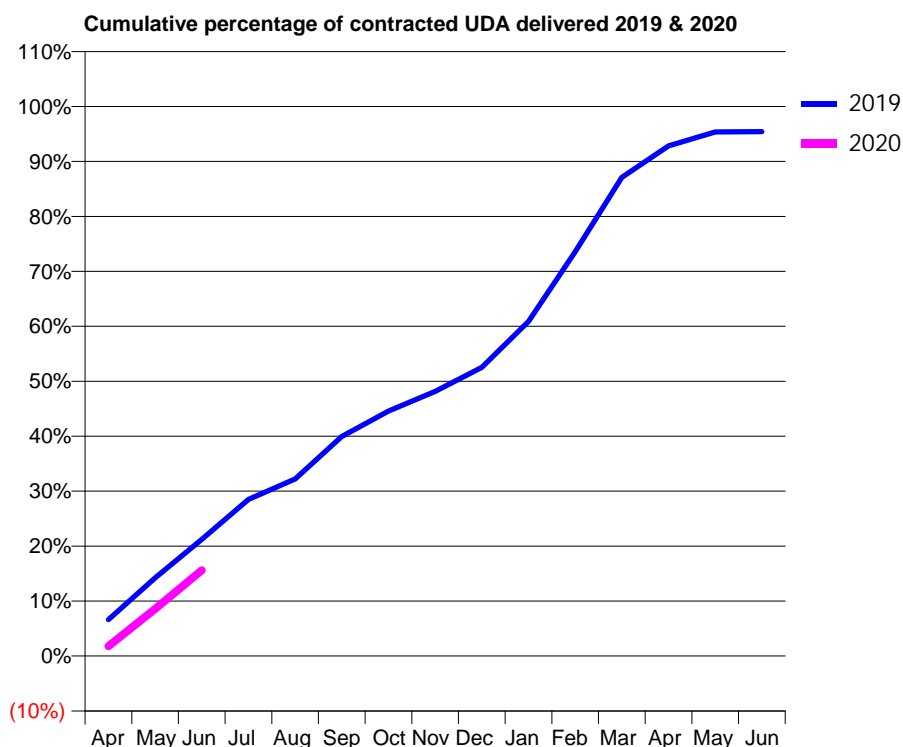
19/20 Contracted general activity (UDA)	4,325
Carry forward general activity (UDA)	0
19/20 Contracted orthodontic activity (UOA)	0
Carry forward orthodontic activity (UOA)	0
Baseline contract value	£144,469.85

ACCESS*

Patients seen in 24 months	Total	Change since previous quarter
Quarter ending June 2018	1,438	
Quarter ending September 2018	1,420	↓
Quarter ending December 2018	1,388	↓
Quarter ending March 2019	1,466	↑
Quarter ending June 2019	1,456	→
Variance since June 2018	1.3%	→



ACTIVITY



Month	Adjusted Scheduled Activity (UDA)	
	2019	2020
April	287	77
May	615	371
June	918	674
July	1,233	
August	1,393	
September	1,728	
October	1,927	
November	2,083	
December	2,272	
January	2,633	
February	3,181	
March	3,766	
April	4,015	
May	4,124	
June	4,127	

QUALITY

	Quantity	Base Number	Contract	AT	Region	England
% of FP17s for the same patient ID Re-attending within 3 months - Children	19	233	8.2%	10.0%	11.9%	11.4%
% of FP17s for the same patient ID Re-attending within 3 months - Adults	20	229	8.7%	16.3%	17.2%	15.4%
% of FP17s for the same patient ID Re-attending between 3 & 9 months - Children	170	233	73.0%	50.0%	49.8%	59.8%
% of FP17s for the same patient ID Re-attending between 3 & 9 months - Adults	120	229	52.4%	38.6%	39.5%	52.1%
% of FP17s for Band 1 Urgent Courses	22	332	6.6%	11.8%	11.2%	9.2%
% of FP17s Relating to Free Repair or Replacements	0	332	0.0%	0.5%	0.5%	0.7%
% of FP17s Relating to Continuations	0	332	0.0%	0.5%	0.7%	0.8%
% of Patients satisfied with the dentistry they have received	0	0	N/A	89.8%	90.6%	93.4%
% of Patients satisfied with the time they had to wait for an appointment	0	0	N/A	84.2%	83.8%	87.6%

* This is based on patients treated on this contract for their most recent course of treatment. Figures in italics indicate the base number of FP17s or Patient Questionnaire responses are less than 100. N/A is shown where the base number of responses is less than 10 during the period. % is calculated as Quantity/Base number*100

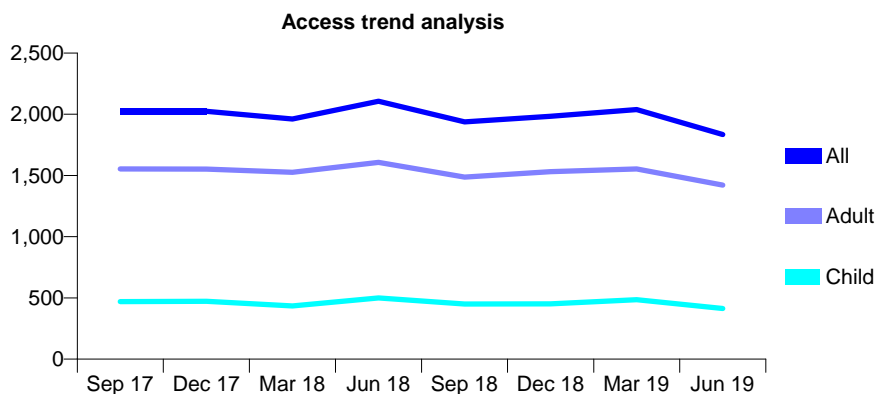
Q62 - Vital Signs At a Glance Contract Report for 283460/0001 - June 2019

Name or company name	MR S KAMYAB
Contract type name	GDS Contract
Purpose of contract	General
Contract start date	26/11/2007
Contract end date	

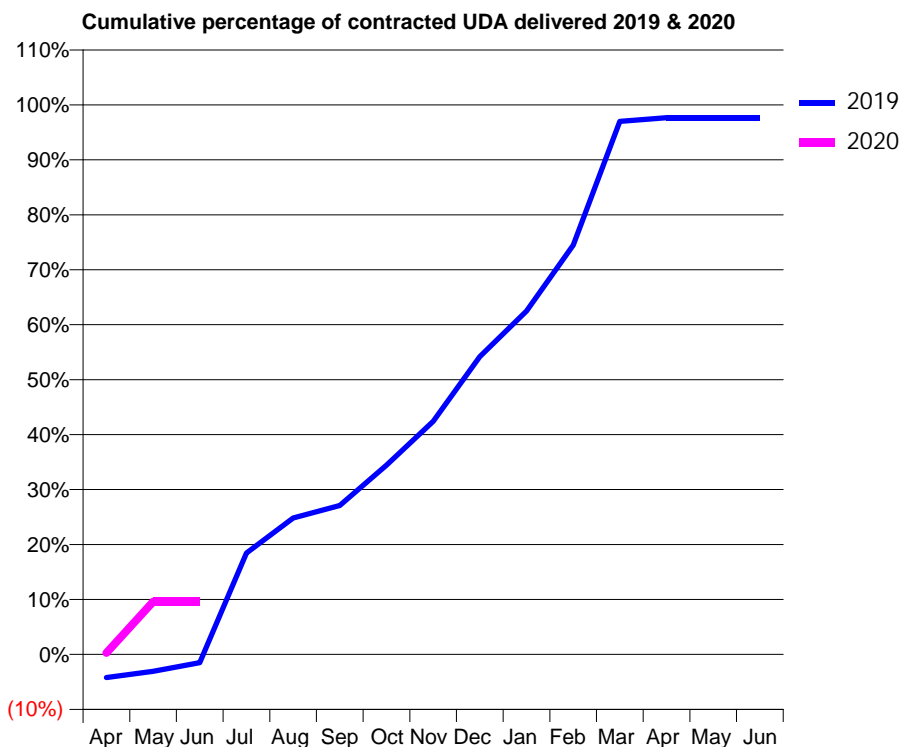
19/20 Contracted general activity (UDA)	8,675
Carry forward general activity (UDA)	0
19/20 Contracted orthodontic activity (UOA)	0
Carry forward orthodontic activity (UOA)	0
Baseline contract value	£231,978.20

ACCESS*

Patients seen in 24 months	Total	Change since previous quarter
Quarter ending June 2018	2,106	
Quarter ending September 2018	1,937	↓
Quarter ending December 2018	1,983	↑
Quarter ending March 2019	2,039	↑
Quarter ending June 2019	1,835	↓
Variance since June 2018	(12.9%)	↓



ACTIVITY



Month	2019	2020
April	-367	25
May	-268	833
June	-131	833
July	1,602	
August	2,154	
September	2,351	
October	2,987	
November	3,679	
December	4,699	
January	5,419	
February	6,461	
March	8,414	
April	8,472	
May	8,472	
June	8,472	

QUALITY

	Quantity	Base Number	Contract	AT	Region	England
% of FP17s for the same patient ID Re-attending within 3 months - Children	3	30	10.0%	10.0%	11.9%	11.4%
% of FP17s for the same patient ID Re-attending within 3 months - Adults	22	114	19.3%	16.3%	17.2%	15.4%
% of FP17s for the same patient ID Re-attending between 3 & 9 months - Children	2	30	6.7%	50.0%	49.8%	59.8%
% of FP17s for the same patient ID Re-attending between 3 & 9 months - Adults	17	114	14.9%	38.6%	39.5%	52.1%
% of FP17s for Band 1 Urgent Courses	20	130	15.4%	11.8%	11.2%	9.2%
% of FP17s Relating to Free Repair or Replacements	2	130	1.5%	0.5%	0.5%	0.7%
% of FP17s Relating to Continuations	2	130	1.5%	0.5%	0.7%	0.8%
% of Patients satisfied with the dentistry they have received	1	1	N/A	89.8%	90.6%	93.4%
% of Patients satisfied with the time they had to wait for an appointment	1	1	N/A	84.2%	83.8%	87.6%

* This is based on patients treated on this contract for their most recent course of treatment. Figures in italics indicate the base number of FP17s or Patient Questionnaire responses are less than 100. N/A is shown where the base number of responses is less than 10 during the period. % is calculated as Quantity/Base number*100

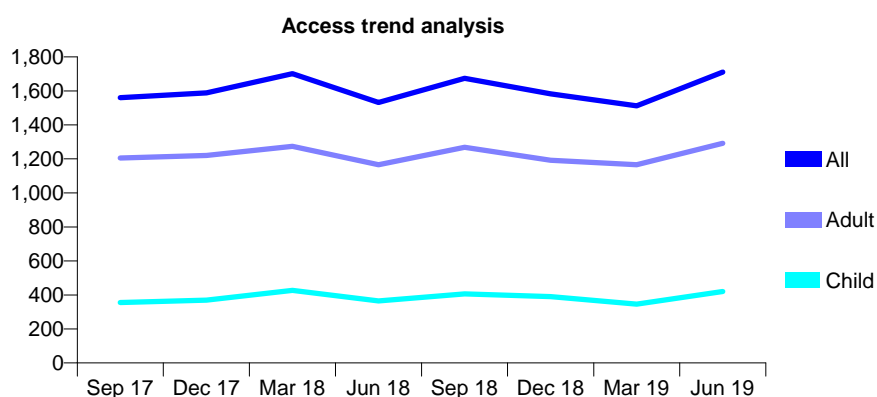
Q62 - Vital Signs At a Glance Contract Report for 283460/0008 - June 2019

Name or company name	MR S KAMYAB
Contract type name	GDS Contract
Purpose of contract	General
Contract start date	01/04/2015
Contract end date	

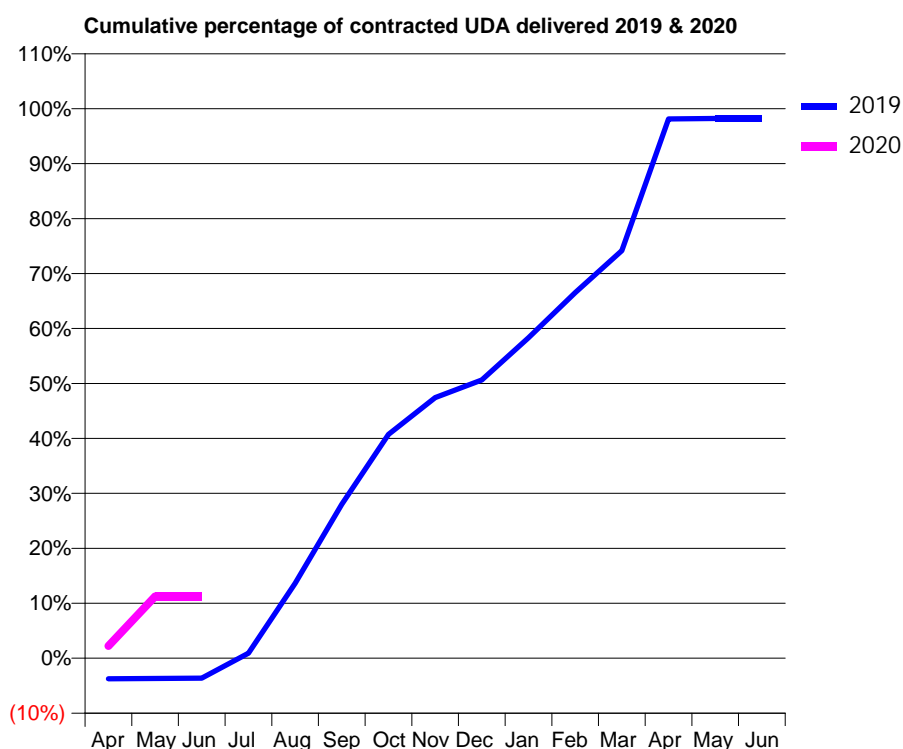
19/20 Contracted general activity (UDA)	6,200
Carry forward general activity (UDA)	0
19/20 Contracted orthodontic activity (UOA)	0
Carry forward orthodontic activity (UOA)	0
Baseline contract value	£160,199.42

ACCESS*

Patients seen in 24 months	Total	Change since previous quarter
Quarter ending June 2018	1,531	
Quarter ending September 2018	1,674	↑
Quarter ending December 2018	1,582	↓
Quarter ending March 2019	1,512	↓
Quarter ending June 2019	1,711	↑
Variance since June 2018	11.8%	↑



ACTIVITY



Month	2019	2020
April	-233	138
May	-230	698
June	-226	698
July	58	
August	847	
September	1,735	
October	2,526	
November	2,941	
December	3,140	
January	3,616	
February	4,125	
March	4,599	
April	6,084	
May	6,090	
June	6,090	

QUALITY

	Quantity	Base Number	Contract	AT	Region	England
% of FP17s for the same patient ID Re-attending within 3 months - Children	4	149	2.7%	10.0%	11.9%	11.4%
% of FP17s for the same patient ID Re-attending within 3 months - Adults	42	445	9.4%	16.3%	17.2%	15.4%
% of FP17s for the same patient ID Re-attending between 3 & 9 months - Children	42	149	28.2%	50.0%	49.8%	59.8%
% of FP17s for the same patient ID Re-attending between 3 & 9 months - Adults	102	445	22.9%	38.6%	39.5%	52.1%
% of FP17s for Band 1 Urgent Courses	47	257	18.3%	11.8%	11.2%	9.2%
% of FP17s Relating to Free Repair or Replacements	0	257	0.0%	0.5%	0.5%	0.7%
% of FP17s Relating to Continuations	1	257	0.4%	0.5%	0.7%	0.8%
% of Patients satisfied with the dentistry they have received	1	1	N/A	89.8%	90.6%	93.4%
% of Patients satisfied with the time they had to wait for an appointment	0	1	N/A	84.2%	83.8%	87.6%

* This is based on patients treated on this contract for their most recent course of treatment.

Figures in italics indicate the base number of FP17s or Patient Questionnaire responses are less than 100. N/A is shown where the base number of responses is less than 10 during the period. % is calculated as Quantity/Base number*100

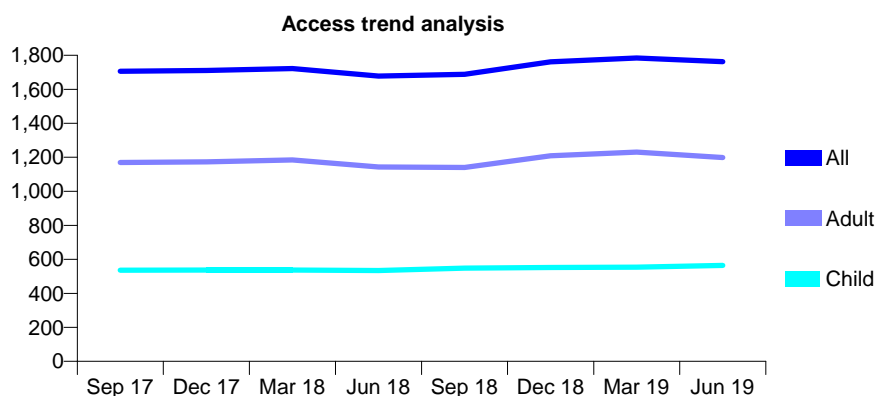
Q62 - Vital Signs At a Glance Contract Report for 295655/0001 - June 2019

Name or company name	MRS P BABATAHERI
Contract type name	GDS Contract
Purpose of contract	General
Contract start date	01/09/2013
Contract end date	

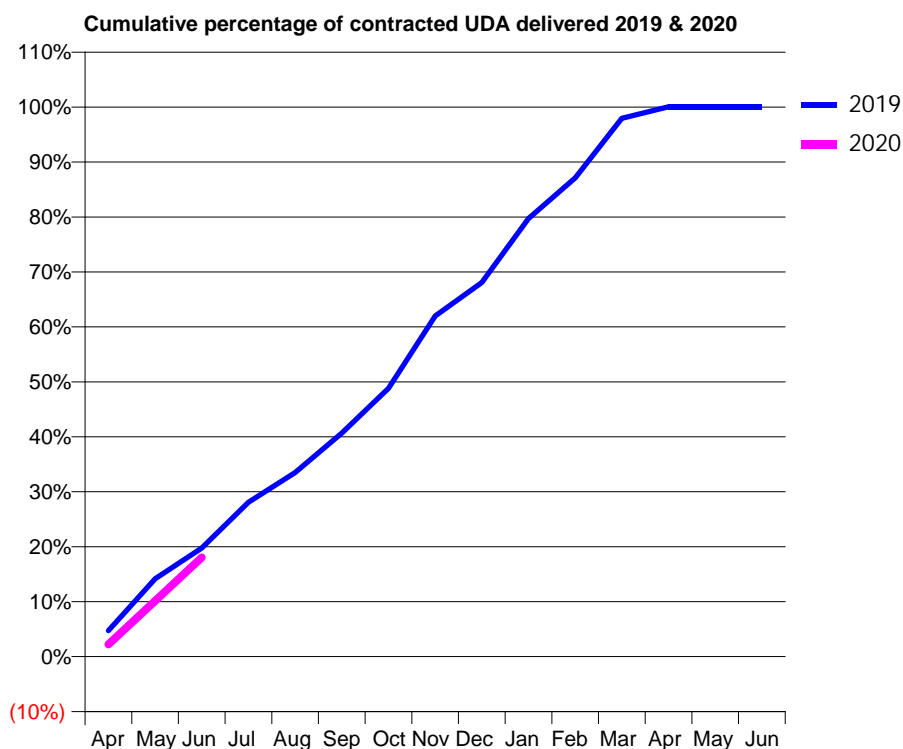
19/20 Contracted general activity (UDA)	4,112
Carry forward general activity (UDA)	0
19/20 Contracted orthodontic activity (UOA)	0
Carry forward orthodontic activity (UOA)	0
Baseline contract value	£110,003.41

ACCESS*

Patients seen in 24 months	Total	Change since previous quarter
Quarter ending June 2018	1,677	
Quarter ending September 2018	1,688	→
Quarter ending December 2018	1,761	↑
Quarter ending March 2019	1,784	→
Quarter ending June 2019	1,763	↓
Variance since June 2018	5.1%	↑



ACTIVITY



Month	Adjusted Scheduled Activity (UDA)	
	2019	2020
April	195	91
May	583	417
June	813	742
July	1,155	
August	1,378	
September	1,673	
October	2,008	
November	2,549	
December	2,799	
January	3,279	
February	3,583	
March	4,028	
April	4,114	
May	4,114	
June	4,114	

QUALITY

	Quantity	Base Number	Contract	AT	Region	England
% of FP17s for the same patient ID Re-attending within 3 months - Children	10	127	7.9%	10.0%	11.9%	11.4%
% of FP17s for the same patient ID Re-attending within 3 months - Adults	15	224	6.7%	16.3%	17.2%	15.4%
% of FP17s for the same patient ID Re-attending between 3 & 9 months - Children	54	127	42.5%	50.0%	49.8%	59.8%
% of FP17s for the same patient ID Re-attending between 3 & 9 months - Adults	80	224	35.7%	38.6%	39.5%	52.1%
% of FP17s for Band 1 Urgent Courses	28	316	8.9%	11.8%	11.2%	9.2%
% of FP17s Relating to Free Repair or Replacements	1	316	0.3%	0.5%	0.5%	0.7%
% of FP17s Relating to Continuations	3	316	0.9%	0.5%	0.7%	0.8%
% of Patients satisfied with the dentistry they have received	0	0	N/A	89.8%	90.6%	93.4%
% of Patients satisfied with the time they had to wait for an appointment	0	0	N/A	84.2%	83.8%	87.6%

* This is based on patients treated on this contract for their most recent course of treatment. Figures in italics indicate the base number of FP17s or Patient Questionnaire responses are less than 100. N/A is shown where the base number of responses is less than 10 during the period. % is calculated as Quantity/Base number*100

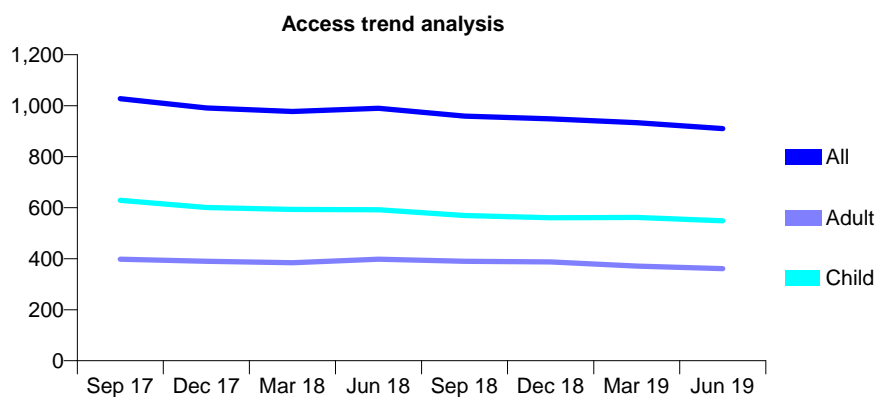
Q62 - Vital Signs At a Glance Contract Report for 300217/0002 - June 2019

Name or company name	MR SS LAWSON
Contract type name	GDS Contract
Purpose of contract	General
Contract start date	05/06/2011
Contract end date	

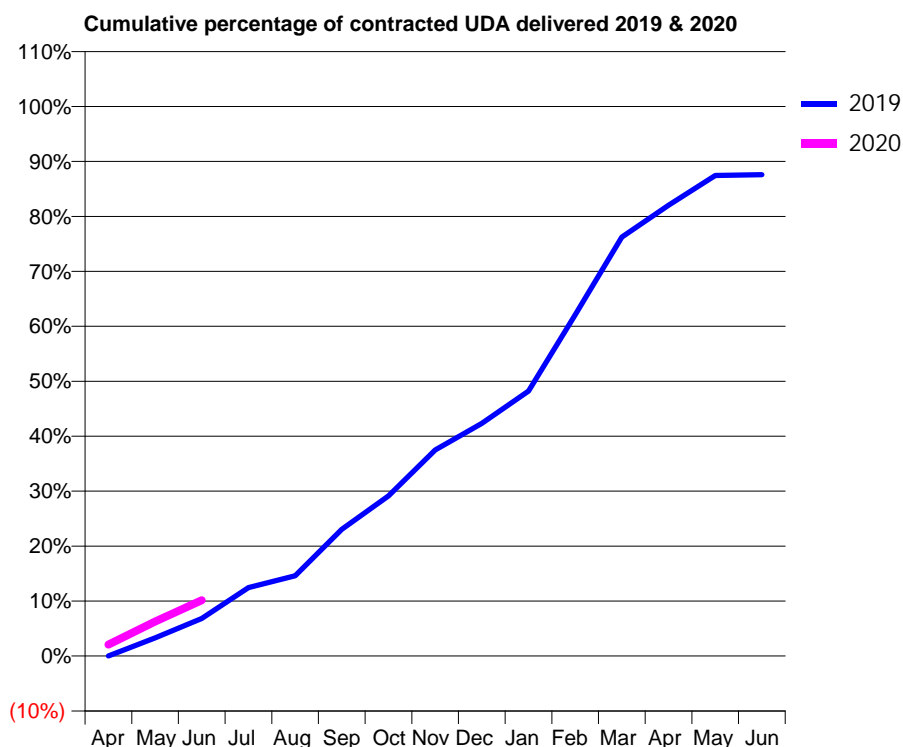
19/20 Contracted general activity (UDA)	2,192
Carry forward general activity (UDA)	0
19/20 Contracted orthodontic activity (UOA)	0
Carry forward orthodontic activity (UOA)	0
Baseline contract value	£57,271.98

ACCESS*

Patients seen in 24 months	Total	Change since previous quarter
Quarter ending June 2018	990	
Quarter ending September 2018	959	↓
Quarter ending December 2018	948	↓
Quarter ending March 2019	933	↓
Quarter ending June 2019	910	↓
Variance since June 2018	(8.1%)	↓



ACTIVITY



Month	Adjusted Scheduled Activity (UDA)	
	2019	2020
April	0	46
May	72	137
June	150	222
July	273	
August	320	
September	506	
October	638	
November	822	
December	928	
January	1,057	
February	1,361	
March	1,671	
April	1,797	
May	1,917	
June	1,920	

QUALITY

	Quantity	Base Number	Contract	AT	Region	England
% of FP17s for the same patient ID Re-attending within 3 months - Children	11	136	8.1%	10.0%	11.9%	11.4%
% of FP17s for the same patient ID Re-attending within 3 months - Adults	9	62	14.5%	16.3%	17.2%	15.4%
% of FP17s for the same patient ID Re-attending between 3 & 9 months - Children	75	136	55.1%	50.0%	49.8%	59.8%
% of FP17s for the same patient ID Re-attending between 3 & 9 months - Adults	24	62	38.7%	38.6%	39.5%	52.1%
% of FP17s for Band 1 Urgent Courses	2	113	1.8%	11.8%	11.2%	9.2%
% of FP17s Relating to Free Repair or Replacements	0	113	0.0%	0.5%	0.5%	0.7%
% of FP17s Relating to Continuations	1	113	0.9%	0.5%	0.7%	0.8%
% of Patients satisfied with the dentistry they have received	0	0	N/A	89.8%	90.6%	93.4%
% of Patients satisfied with the time they had to wait for an appointment	0	0	N/A	84.2%	83.8%	87.6%

* This is based on patients treated on this contract for their most recent course of treatment. Figures in italics indicate the base number of FP17s or Patient Questionnaire responses are less than 100. N/A is shown where the base number of responses is less than 10 during the period. % is calculated as Quantity/Base number*100

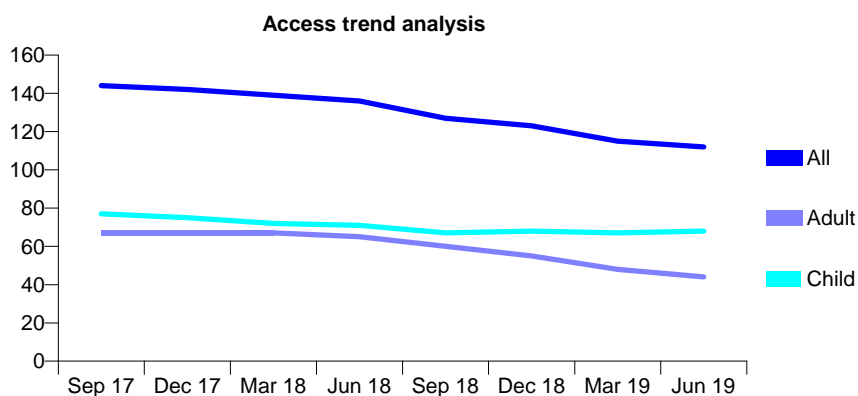
Q62 - Vital Signs At a Glance Contract Report for 318787/0001 - June 2019

Name or company name	MR PJ LASKOWSKI
Contract type name	GDS Contract
Purpose of contract	General
Contract start date	01/04/2006
Contract end date	

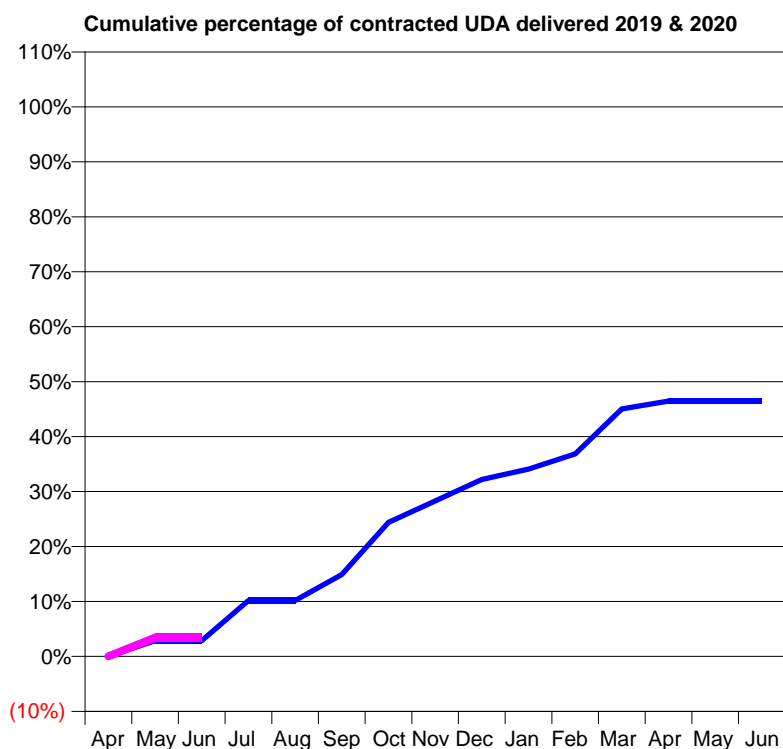
19/20 Contracted general activity (UDA)	697
Carry forward general activity (UDA)	0
19/20 Contracted orthodontic activity (UOA)	0
Carry forward orthodontic activity (UOA)	0
Baseline contract value	£20,539.37

ACCESS*

Patients seen in 24 months	Total	Change since previous quarter
Quarter ending June 2018	136	
Quarter ending September 2018	127	↓
Quarter ending December 2018	123	↓
Quarter ending March 2019	115	↓
Quarter ending June 2019	112	↓
Variance since June 2018	(17.6%)	↓



ACTIVITY



Month	Adjusted Scheduled Activity (UDA)	
	2019	2020
April	0	0
May	20	24
June	20	24
July	71	
August	71	
September	104	
October	170	
November	197	
December	224	
January	238	
February	257	
March	314	
April	324	
May	324	
June	324	

QUALITY

	Quantity	Base Number	Contract	AT	Region	England
% of FP17s for the same patient ID Re-attending within 3 months - Children	0	20	0.0%	10.0%	11.9%	11.4%
% of FP17s for the same patient ID Re-attending within 3 months - Adults	2	8	25.0%	16.3%	17.2%	15.4%
% of FP17s for the same patient ID Re-attending between 3 & 9 months - Children	12	20	60.0%	50.0%	49.8%	59.8%
% of FP17s for the same patient ID Re-attending between 3 & 9 months - Adults	6	8	75.0%	38.6%	39.5%	52.1%
% of FP17s for Band 1 Urgent Courses	0	22	0.0%	11.8%	11.2%	9.2%
% of FP17s Relating to Free Repair or Replacements	0	22	0.0%	0.5%	0.5%	0.7%
% of FP17s Relating to Continuations	1	22	4.5%	0.5%	0.7%	0.8%
% of Patients satisfied with the dentistry they have received	0	0	N/A	89.8%	90.6%	93.4%
% of Patients satisfied with the time they had to wait for an appointment	0	0	N/A	84.2%	83.8%	87.6%

* This is based on patients treated on this contract for their most recent course of treatment. Figures in italics indicate the base number of FP17s or Patient Questionnaire responses are less than 100. N/A is shown where the base number of responses is less than 10 during the period. % is calculated as Quantity/Base number*100

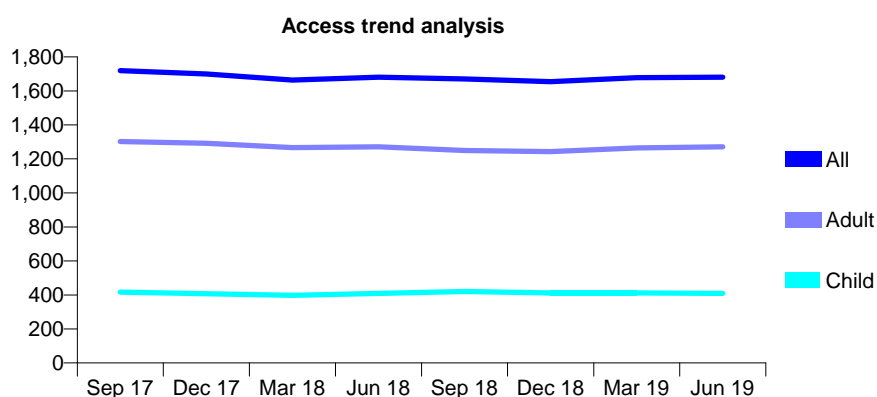
Q62 - Vital Signs At a Glance Contract Report for 321419/0001 - June 2019

Name or company name	MR MA AMIN
Contract type name	GDS Contract
Purpose of contract	General
Contract start date	01/04/2006
Contract end date	

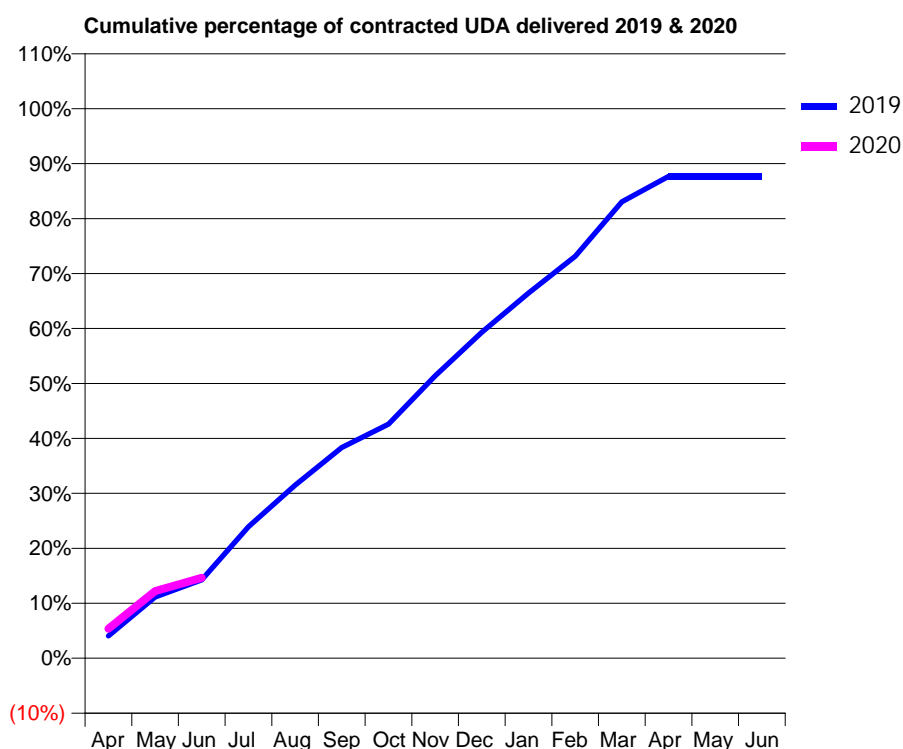
19/20 Contracted general activity (UDA)	4,402
Carry forward general activity (UDA)	0
19/20 Contracted orthodontic activity (UOA)	0
Carry forward orthodontic activity (UOA)	0
Baseline contract value	£129,867.97

ACCESS*

Patients seen in 24 months	Total	Change since previous quarter
Quarter ending June 2018	1,680	
Quarter ending September 2018	1,670	→
Quarter ending December 2018	1,654	→
Quarter ending March 2019	1,677	→
Quarter ending June 2019	1,680	→
Variance since June 2018	0.0%	→



ACTIVITY



Month	2019	2020
April	179	237
May	491	538
June	628	645
July	1,053	
August	1,388	
September	1,688	
October	1,875	
November	2,262	
December	2,610	
January	2,924	
February	3,220	
March	3,656	
April	3,859	
May	3,859	
June	3,859	

QUALITY

	Quantity	Base Number	Contract	AT	Region	England
% of FP17s for the same patient ID Re-attending within 3 months - Children	2	101	2.0%	10.0%	11.9%	11.4%
% of FP17s for the same patient ID Re-attending within 3 months - Adults	16	326	4.9%	16.3%	17.2%	15.4%
% of FP17s for the same patient ID Re-attending between 3 & 9 months - Children	56	101	55.4%	50.0%	49.8%	59.8%
% of FP17s for the same patient ID Re-attending between 3 & 9 months - Adults	135	326	41.4%	38.6%	39.5%	52.1%
% of FP17s for Band 1 Urgent Courses	33	345	9.6%	11.8%	11.2%	9.2%
% of FP17s Relating to Free Repair or Replacements	0	345	0.0%	0.5%	0.5%	0.7%
% of FP17s Relating to Continuations	0	345	0.0%	0.5%	0.7%	0.8%
% of Patients satisfied with the dentistry they have received	0	0	N/A	89.8%	90.6%	93.4%
% of Patients satisfied with the time they had to wait for an appointment	0	0	N/A	84.2%	83.8%	87.6%

* This is based on patients treated on this contract for their most recent course of treatment.

Figures in italics indicate the base number of FP17s or Patient Questionnaire responses are less than 100. N/A is shown where the base number of responses is less than 10 during the period. % is calculated as Quantity/Base number*100

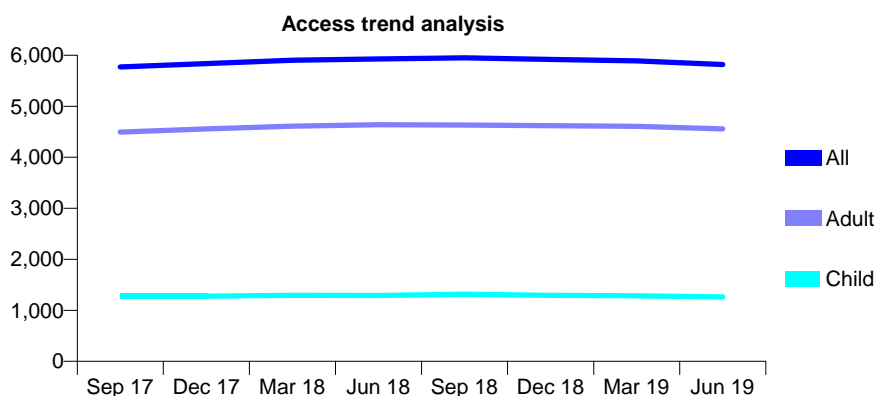
Q62 - Vital Signs At a Glance Contract Report for 322008/0001 - June 2019

Name or company name	MR D SHAH
Contract type name	GDS Contract
Purpose of contract	General
Contract start date	01/04/2006
Contract end date	

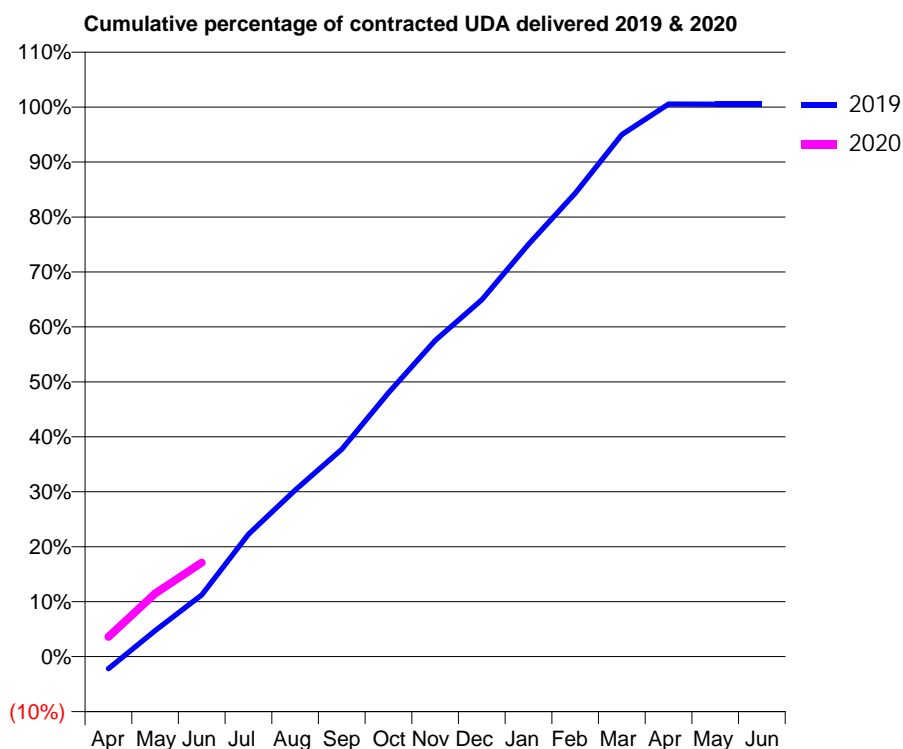
19/20 Contracted general activity (UDA)	22,527
Carry forward general activity (UDA)	0
19/20 Contracted orthodontic activity (UOA)	0
Carry forward orthodontic activity (UOA)	0
Baseline contract value	£692,042.51

ACCESS*

Patients seen in 24 months	Total	Change since previous quarter
Quarter ending June 2018	5,929	
Quarter ending September 2018	5,948	→
Quarter ending December 2018	5,917	→
Quarter ending March 2019	5,892	→
Quarter ending June 2019	5,819	↓
Variance since June 2018	(1.9%)	↓



ACTIVITY



Month	Adjusted Scheduled Activity (UDA)	
	2019	2020
April	-502	814
May	1,070	2,587
June	2,529	3,855
July	5,015	
August	6,823	
September	8,497	
October	10,814	
November	12,961	
December	14,627	
January	16,907	
February	18,995	
March	21,398	
April	22,648	
May	22,637	
June	22,640	

QUALITY

	Quantity	Base Number	Contract	AT	Region	England
% of FP17s for the same patient ID Re-attending within 3 months - Children	35	337	10.4%	10.0%	11.9%	11.4%
% of FP17s for the same patient ID Re-attending within 3 months - Adults	214	1,064	20.1%	16.3%	17.2%	15.4%
% of FP17s for the same patient ID Re-attending between 3 & 9 months - Children	130	337	38.6%	50.0%	49.8%	59.8%
% of FP17s for the same patient ID Re-attending between 3 & 9 months - Adults	318	1,064	29.9%	38.6%	39.5%	52.1%
% of FP17s for Band 1 Urgent Courses	222	1,163	19.1%	11.8%	11.2%	9.2%
% of FP17s Relating to Free Repair or Replacements	6	1,163	0.5%	0.5%	0.5%	0.7%
% of FP17s Relating to Continuations	5	1,163	0.4%	0.5%	0.7%	0.8%
% of Patients satisfied with the dentistry they have received	3	3	N/A	89.8%	90.6%	93.4%
% of Patients satisfied with the time they had to wait for an appointment	3	3	N/A	84.2%	83.8%	87.6%

* This is based on patients treated on this contract for their most recent course of treatment. Figures in italics indicate the base number of FP17s or Patient Questionnaire responses are less than 100. N/A is shown where the base number of responses is less than 10 during the period. % is calculated as Quantity/Base number*100

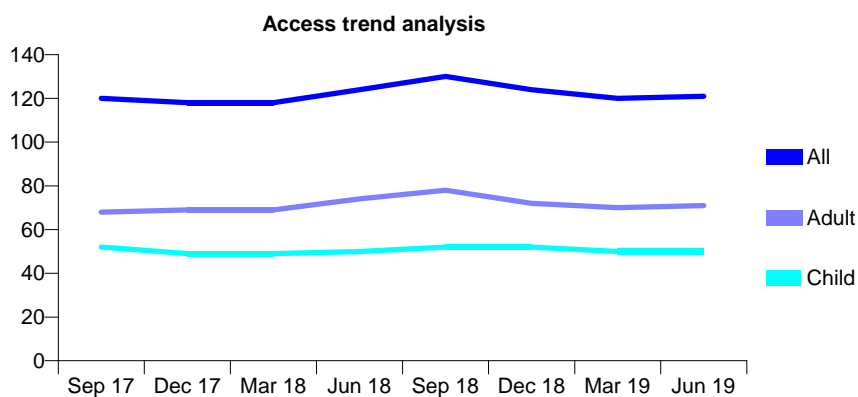
Q62 - Vital Signs At a Glance Contract Report for 323055/0001 - June 2019

Name or company name	MRS PA HARRIS
Contract type name	GDS Contract
Purpose of contract	General
Contract start date	01/04/2006
Contract end date	

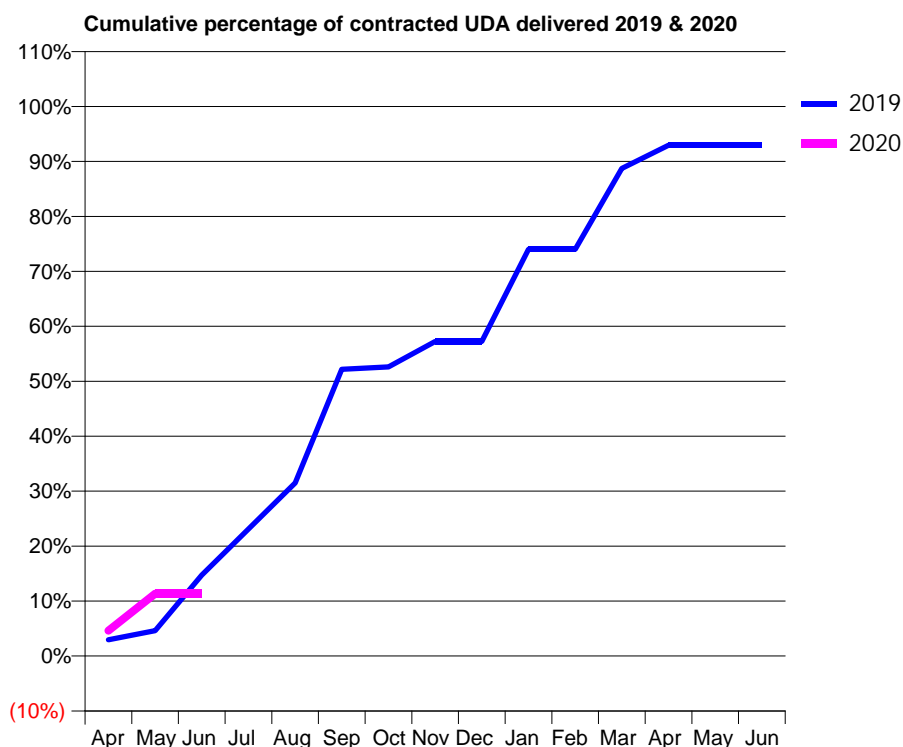
19/20 Contracted general activity (UDA)	238
Carry forward general activity (UDA)	0
19/20 Contracted orthodontic activity (UOA)	0
Carry forward orthodontic activity (UOA)	0
Baseline contract value	£6,490.86

ACCESS*

Patients seen in 24 months	Total	Change since previous quarter
Quarter ending June 2018	124	
Quarter ending September 2018	130	↑
Quarter ending December 2018	124	↓
Quarter ending March 2019	120	↓
Quarter ending June 2019	121	→
Variance since June 2018	(2.4%)	↓



ACTIVITY



Month	Adjusted Scheduled Activity (UDA)	
	2019	2020
April	7	11
May	11	27
June	35	27
July	55	
August	75	
September	124	
October	125	
November	136	
December	136	
January	176	
February	176	
March	211	
April	221	
May	221	
June	221	

QUALITY

	Quantity	Base Number	Contract	AT	Region	England
% of FP17s for the same patient ID Re-attending within 3 months - Children	0	4	0.0%	10.0%	11.9%	11.4%
% of FP17s for the same patient ID Re-attending within 3 months - Adults	1	15	6.7%	16.3%	17.2%	15.4%
% of FP17s for the same patient ID Re-attending between 3 & 9 months - Children	3	4	75.0%	50.0%	49.8%	59.8%
% of FP17s for the same patient ID Re-attending between 3 & 9 months - Adults	2	15	13.3%	38.6%	39.5%	52.1%
% of FP17s for Band 1 Urgent Courses	0	13	0.0%	11.8%	11.2%	9.2%
% of FP17s Relating to Free Repair or Replacements	0	13	0.0%	0.5%	0.5%	0.7%
% of FP17s Relating to Continuations	0	13	0.0%	0.5%	0.7%	0.8%
% of Patients satisfied with the dentistry they have received	0	0	N/A	89.8%	90.6%	93.4%
% of Patients satisfied with the time they had to wait for an appointment	0	0	N/A	84.2%	83.8%	87.6%

* This is based on patients treated on this contract for their most recent course of treatment. Figures in italics indicate the base number of FP17s or Patient Questionnaire responses are less than 100. N/A is shown where the base number of responses is less than 10 during the period. % is calculated as Quantity/Base number*100

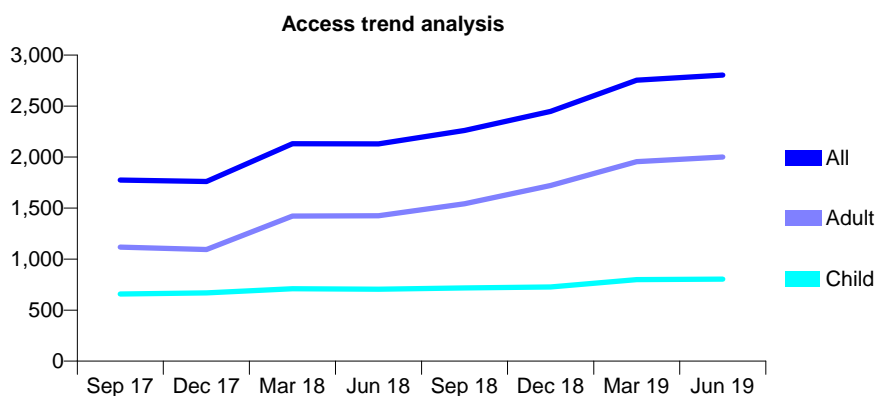
Q62 - Vital Signs At a Glance Contract Report for 323373/0001 - June 2019

Name or company name	Nisha Majevalia
Contract type name	GDS Contract
Purpose of contract	General
Contract start date	01/04/2006
Contract end date	

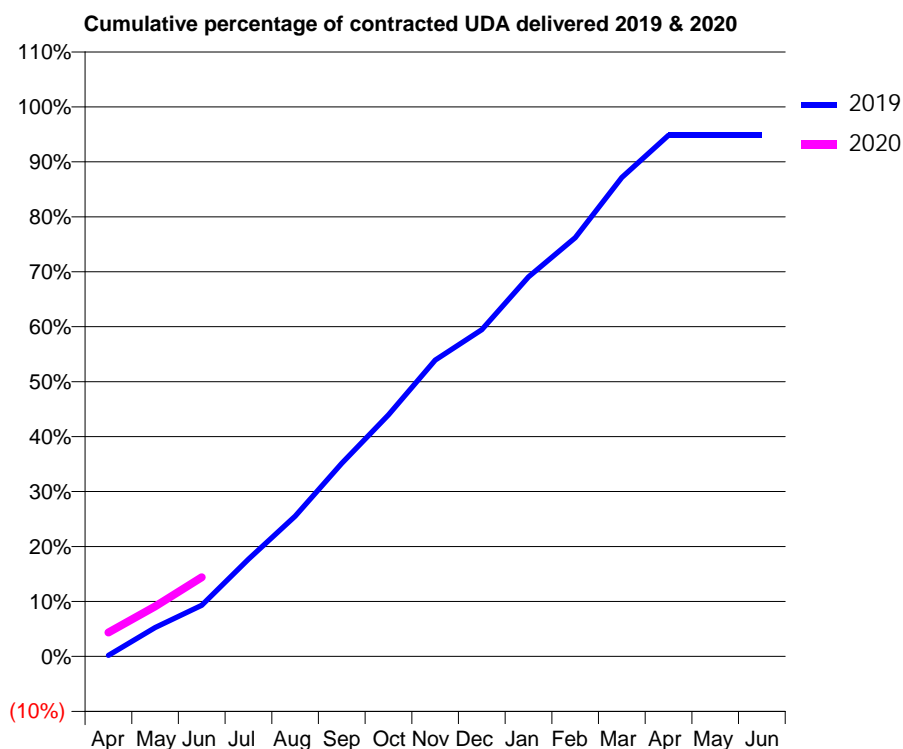
19/20 Contracted general activity (UDA)	8,407
Carry forward general activity (UDA)	0
19/20 Contracted orthodontic activity (UOA)	0
Carry forward orthodontic activity (UOA)	0
Baseline contract value	£225,323.35

ACCESS*

Patients seen in 24 months	Total	Change since previous quarter
Quarter ending June 2018	2,130	
Quarter ending September 2018	2,261	↑
Quarter ending December 2018	2,448	↑
Quarter ending March 2019	2,754	↑
Quarter ending June 2019	2,803	→
Variance since June 2018	31.6%	↑



ACTIVITY



Month	2019	2020
April	16	367
May	441	767
June	783	1,211
July	1,489	
August	2,146	
September	2,953	
October	3,696	
November	4,532	
December	4,999	
January	5,806	
February	6,406	
March	7,327	
April	7,973	
May	7,973	
June	7,973	

QUALITY

	Quantity	Base Number	Contract	AT	Region	England
% of FP17s for the same patient ID Re-attending within 3 months - Children	20	269	7.4%	10.0%	11.9%	11.4%
% of FP17s for the same patient ID Re-attending within 3 months - Adults	59	526	11.2%	16.3%	17.2%	15.4%
% of FP17s for the same patient ID Re-attending between 3 & 9 months - Children	162	269	60.2%	50.0%	49.8%	59.8%
% of FP17s for the same patient ID Re-attending between 3 & 9 months - Adults	285	526	54.2%	38.6%	39.5%	52.1%
% of FP17s for Band 1 Urgent Courses	43	596	7.2%	11.8%	11.2%	9.2%
% of FP17s Relating to Free Repair or Replacements	2	596	0.3%	0.5%	0.5%	0.7%
% of FP17s Relating to Continuations	2	596	0.3%	0.5%	0.7%	0.8%
% of Patients satisfied with the dentistry they have received	1	1	N/A	89.8%	90.6%	93.4%
% of Patients satisfied with the time they had to wait for an appointment	0	1	N/A	84.2%	83.8%	87.6%

* This is based on patients treated on this contract for their most recent course of treatment. Figures in italics indicate the base number of FP17s or Patient Questionnaire responses are less than 100. N/A is shown where the base number of responses is less than 10 during the period. % is calculated as Quantity/Base number*100

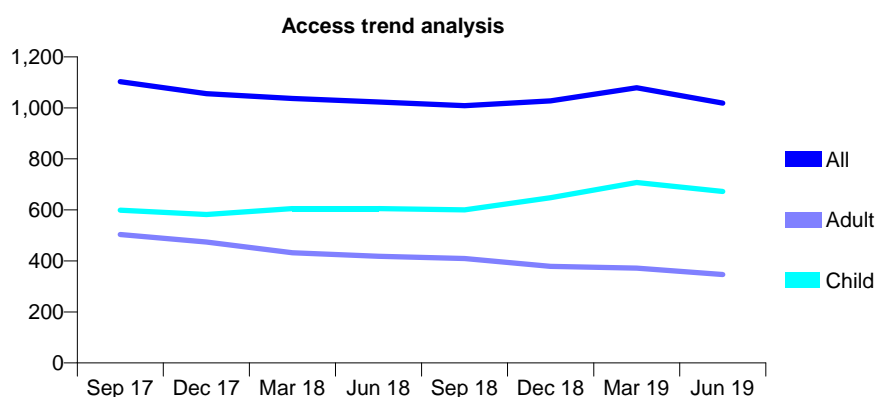
Q62 - Vital Signs At a Glance Contract Report for 325244/0002 - June 2019

Name or company name	MR RP SARAN
Contract type name	GDS Contract
Purpose of contract	General
Contract start date	01/04/2006
Contract end date	

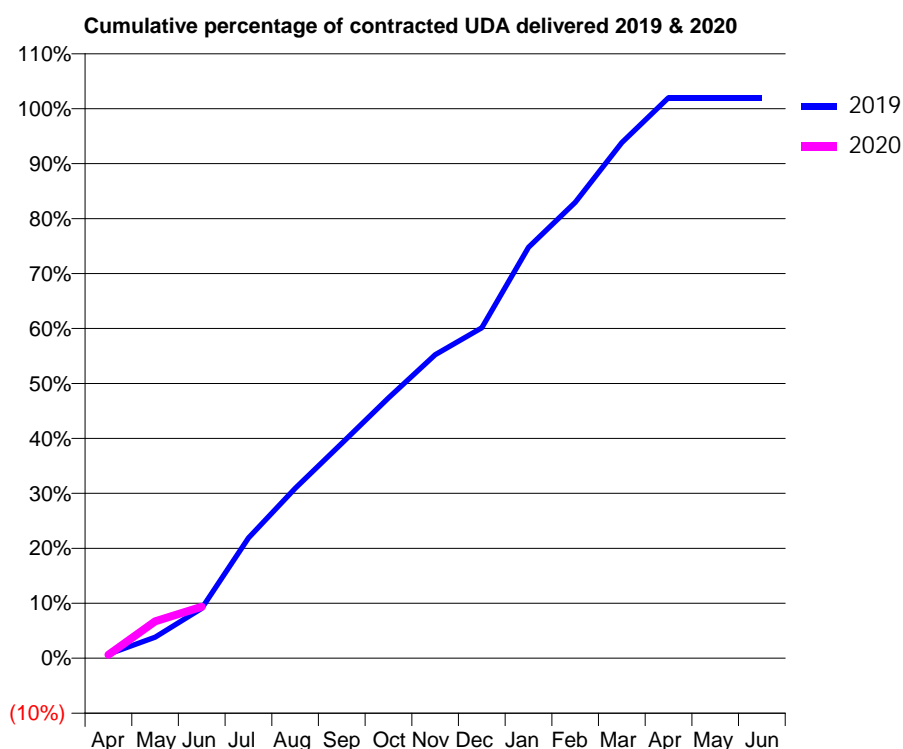
19/20 Contracted general activity (UDA)	7,910
Carry forward general activity (UDA)	0
19/20 Contracted orthodontic activity (UOA)	0
Carry forward orthodontic activity (UOA)	0
Baseline contract value	£248,813.13

ACCESS*

Patients seen in 24 months	Total	Change since previous quarter
Quarter ending June 2018	1,023	
Quarter ending September 2018	1,009	↓
Quarter ending December 2018	1,027	→
Quarter ending March 2019	1,079	↑
Quarter ending June 2019	1,019	↓
Variance since June 2018	(0.4%)	→



ACTIVITY



Month	2019	2020
April	59	50
May	304	532
June	719	741
July	1,732	
August	2,445	
September	3,093	
October	3,745	
November	4,367	
December	4,755	
January	5,915	
February	6,562	
March	7,420	
April	8,069	
May	8,069	
June	8,069	

QUALITY

	Quantity	Base Number	Contract	AT	Region	England
% of FP17s for the same patient ID Re-attending within 3 months - Children	3	260	1.2%	10.0%	11.9%	11.4%
% of FP17s for the same patient ID Re-attending within 3 months - Adults	8	94	8.5%	16.3%	17.2%	15.4%
% of FP17s for the same patient ID Re-attending between 3 & 9 months - Children	175	260	67.3%	50.0%	49.8%	59.8%
% of FP17s for the same patient ID Re-attending between 3 & 9 months - Adults	69	94	73.4%	38.6%	39.5%	52.1%
% of FP17s for Band 1 Urgent Courses	4	189	2.1%	11.8%	11.2%	9.2%
% of FP17s Relating to Free Repair or Replacements	0	189	0.0%	0.5%	0.5%	0.7%
% of FP17s Relating to Continuations	0	189	0.0%	0.5%	0.7%	0.8%
% of Patients satisfied with the dentistry they have received	1	1	N/A	89.8%	90.6%	93.4%
% of Patients satisfied with the time they had to wait for an appointment	1	1	N/A	84.2%	83.8%	87.6%

* This is based on patients treated on this contract for their most recent course of treatment.

Figures in italics indicate the base number of FP17s or Patient Questionnaire responses are less than 100. N/A is shown where the base number of responses is less than 10 during the period. % is calculated as Quantity/Base number*100

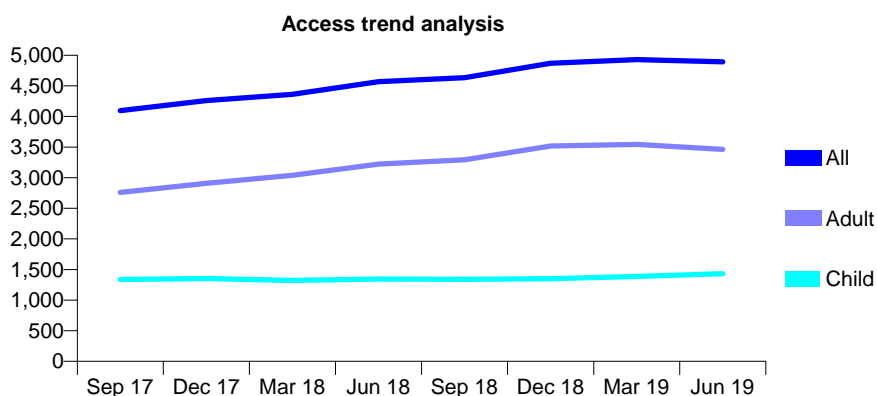
Q62 - Vital Signs At a Glance Contract Report for 327689/0001 - June 2019

Name or company name	MRS P WINAYAK
Contract type name	GDS Contract
Purpose of contract	General
Contract start date	01/04/2006
Contract end date	

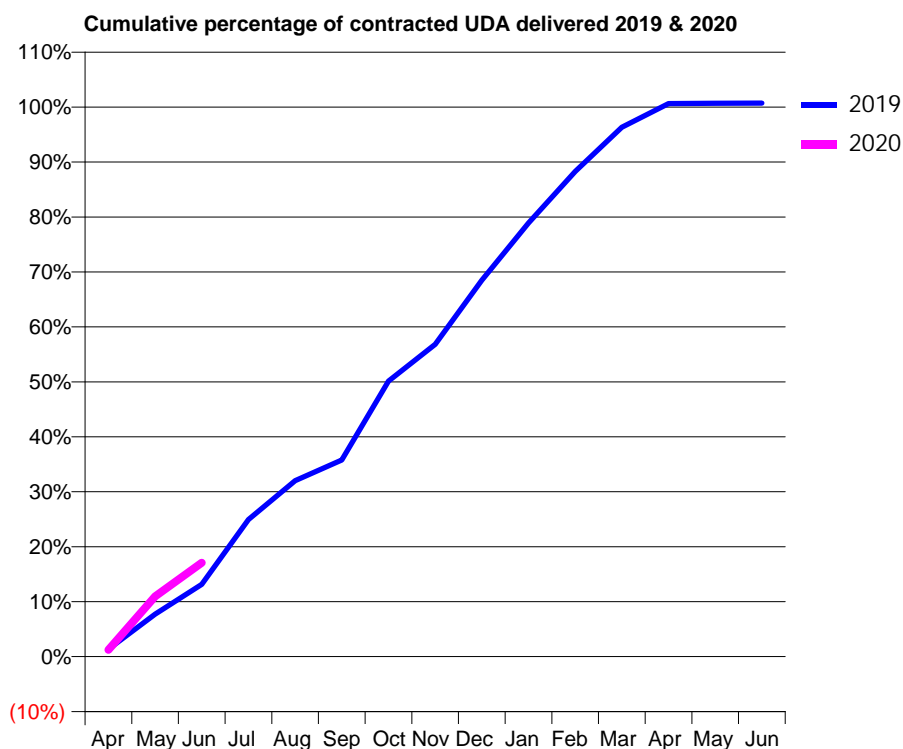
19/20 Contracted general activity (UDA)	15,955
Carry forward general activity (UDA)	0
19/20 Contracted orthodontic activity (UOA)	0
Carry forward orthodontic activity (UOA)	0
Baseline contract value	£495,227.38

ACCESS*

Patients seen in 24 months	Total	Change since previous quarter
Quarter ending June 2018	4,569	
Quarter ending September 2018	4,635	→
Quarter ending December 2018	4,868	↑
Quarter ending March 2019	4,930	→
Quarter ending June 2019	4,893	→
Variance since June 2018	7.1%	↑



ACTIVITY



Month	Adjusted Scheduled Activity (UDA)	
	2019	2020
April	214	199
May	1,232	1,750
June	2,098	2,726
July	3,980	
August	5,108	
September	5,708	
October	8,000	
November	9,067	
December	10,924	
January	12,588	
February	14,087	
March	15,368	
April	16,056	
May	16,064	
June	16,070	

QUALITY

	Quantity	Base Number	Contract	AT	Region	England
% of FP17s for the same patient ID Re-attending within 3 months - Children	43	428	10.0%	10.0%	11.9%	11.4%
% of FP17s for the same patient ID Re-attending within 3 months - Adults	145	589	24.6%	16.3%	17.2%	15.4%
% of FP17s for the same patient ID Re-attending between 3 & 9 months - Children	141	428	32.9%	50.0%	49.8%	59.8%
% of FP17s for the same patient ID Re-attending between 3 & 9 months - Adults	181	589	30.7%	38.6%	39.5%	52.1%
% of FP17s for Band 1 Urgent Courses	139	768	18.1%	11.8%	11.2%	9.2%
% of FP17s Relating to Free Repair or Replacements	1	768	0.1%	0.5%	0.5%	0.7%
% of FP17s Relating to Continuations	0	768	0.0%	0.5%	0.7%	0.8%
% of Patients satisfied with the dentistry they have received	0	0	N/A	89.8%	90.6%	93.4%
% of Patients satisfied with the time they had to wait for an appointment	0	0	N/A	84.2%	83.8%	87.6%

* This is based on patients treated on this contract for their most recent course of treatment. Figures in italics indicate the base number of FP17s or Patient Questionnaire responses are less than 100. N/A is shown where the base number of responses is less than 10 during the period. % is calculated as Quantity/Base number*100

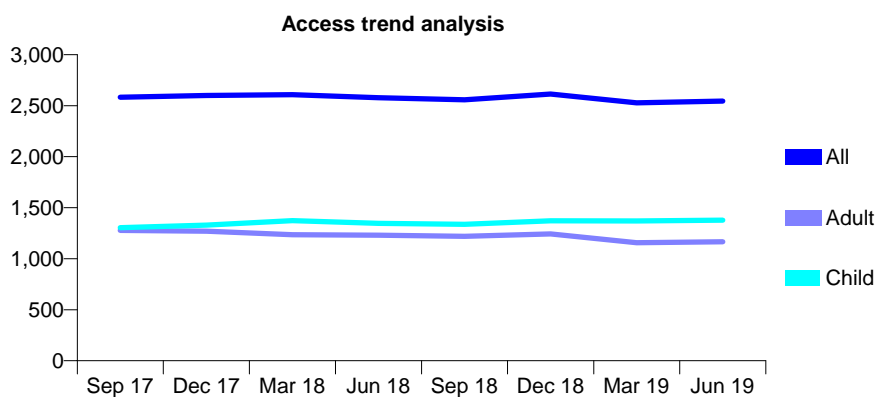
Q62 - Vital Signs At a Glance Contract Report for 327689/0002 - June 2019

Name or company name	MRS P WINAYAK
Contract type name	GDS Contract
Purpose of contract	General
Contract start date	01/04/2006
Contract end date	

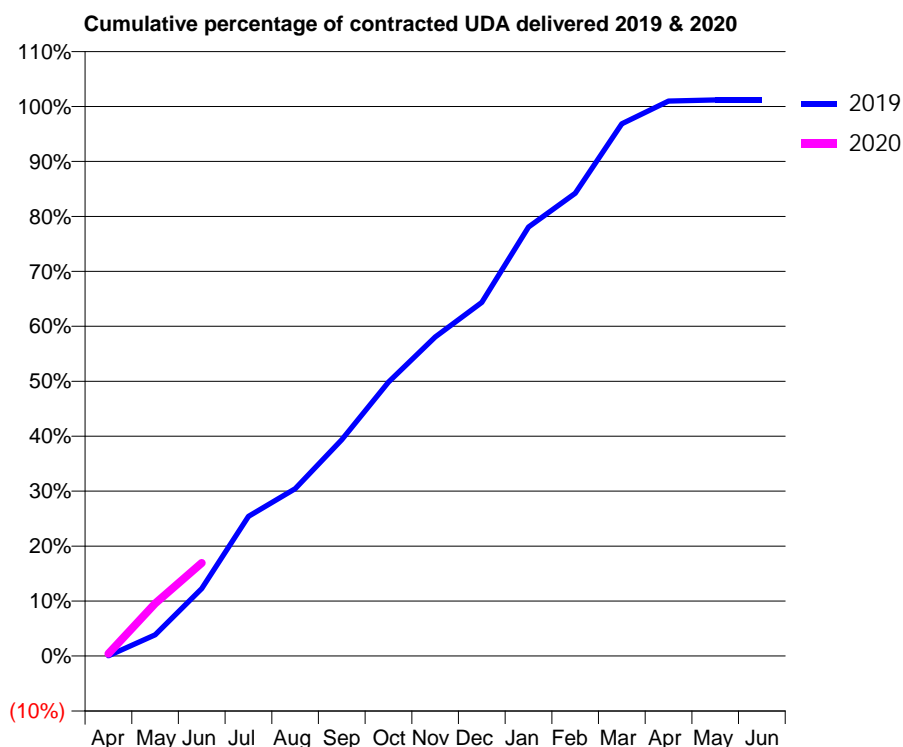
19/20 Contracted general activity (UDA)	8,036
Carry forward general activity (UDA)	0
19/20 Contracted orthodontic activity (UOA)	0
Carry forward orthodontic activity (UOA)	0
Baseline contract value	£270,105.28

ACCESS*

Patients seen in 24 months	Total	Change since previous quarter
Quarter ending June 2018	2,578	
Quarter ending September 2018	2,558	→
Quarter ending December 2018	2,614	↑
Quarter ending March 2019	2,528	↓
Quarter ending June 2019	2,546	→
Variance since June 2018	(1.2%)	↓



ACTIVITY



Month	Adjusted Scheduled Activity (UDA)	
	2019	2020
April	4	33
May	311	770
June	987	1,360
July	2,042	
August	2,447	
September	3,162	
October	4,004	
November	4,666	
December	5,171	
January	6,273	
February	6,765	
March	7,782	
April	8,116	
May	8,131	
June	8,131	

QUALITY

	Quantity	Base Number	Contract	AT	Region	England
% of FP17s for the same patient ID Re-attending within 3 months - Children	32	328	9.8%	10.0%	11.9%	11.4%
% of FP17s for the same patient ID Re-attending within 3 months - Adults	69	266	25.9%	16.3%	17.2%	15.4%
% of FP17s for the same patient ID Re-attending between 3 & 9 months - Children	128	328	39.0%	50.0%	49.8%	59.8%
% of FP17s for the same patient ID Re-attending between 3 & 9 months - Adults	56	266	21.1%	38.6%	39.5%	52.1%
% of FP17s for Band 1 Urgent Courses	83	490	16.9%	11.8%	11.2%	9.2%
% of FP17s Relating to Free Repair or Replacements	0	490	0.0%	0.5%	0.5%	0.7%
% of FP17s Relating to Continuations	0	490	0.0%	0.5%	0.7%	0.8%
% of Patients satisfied with the dentistry they have received	0	0	N/A	89.8%	90.6%	93.4%
% of Patients satisfied with the time they had to wait for an appointment	0	0	N/A	84.2%	83.8%	87.6%

* This is based on patients treated on this contract for their most recent course of treatment. Figures in italics indicate the base number of FP17s or Patient Questionnaire responses are less than 100. N/A is shown where the base number of responses is less than 10 during the period. % is calculated as Quantity/Base number*100

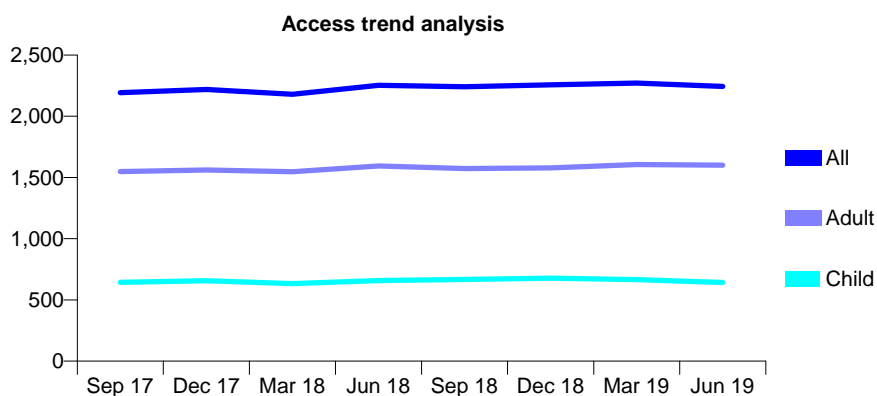
Q62 - Vital Signs At a Glance Contract Report for 328995/0002 - June 2019

Name or company name	MR I MOHAMMED
Contract type name	GDS Contract
Purpose of contract	General
Contract start date	01/04/2015
Contract end date	

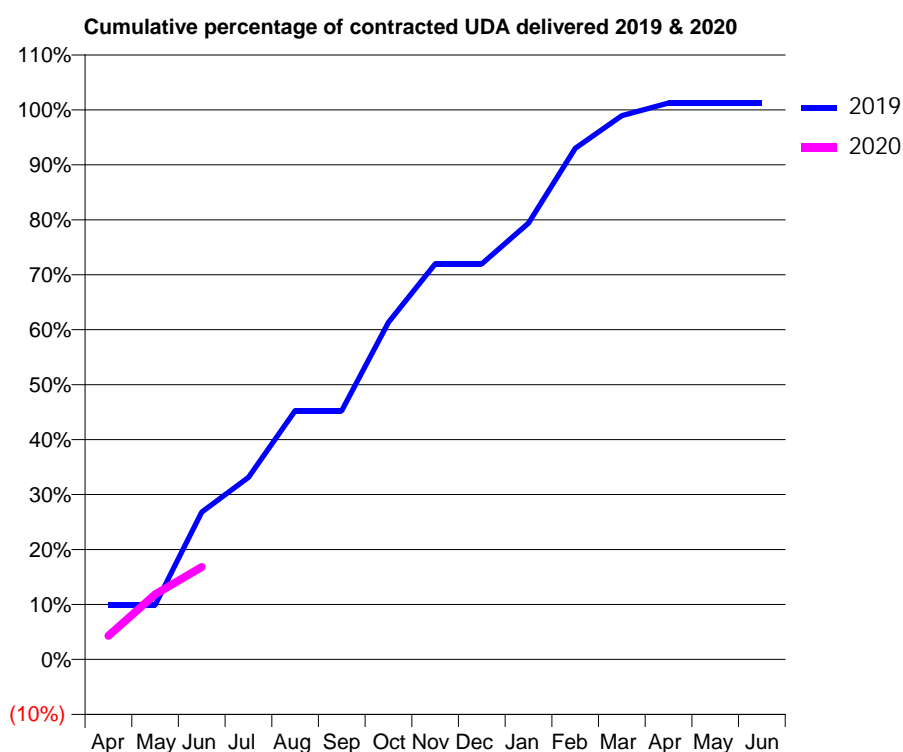
19/20 Contracted general activity (UDA)	6,668
Carry forward general activity (UDA)	0
19/20 Contracted orthodontic activity (UOA)	0
Carry forward orthodontic activity (UOA)	0
Baseline contract value	£208,197.83

ACCESS*

Patients seen in 24 months	Total	Change since previous quarter
Quarter ending June 2018	2,253	
Quarter ending September 2018	2,241	→
Quarter ending December 2018	2,257	→
Quarter ending March 2019	2,272	→
Quarter ending June 2019	2,243	↓
Variance since June 2018	(0.4%)	→



ACTIVITY



Adjusted Scheduled Activity (UDA)		
Month	2019	2020
April	661	287
May	661	791
June	1,788	1,122
July	2,209	
August	3,018	
September	3,018	
October	4,089	
November	4,799	
December	4,799	
January	5,293	
February	6,202	
March	6,599	
April	6,752	
May	6,752	
June	6,752	

QUALITY

	Quantity	Base Number	Contract	AT	Region	England
% of FP17s for the same patient ID Re-attending within 3 months - Children	5	114	4.4%	10.0%	11.9%	11.4%
% of FP17s for the same patient ID Re-attending within 3 months - Adults	44	317	13.9%	16.3%	17.2%	15.4%
% of FP17s for the same patient ID Re-attending between 3 & 9 months - Children	29	114	25.4%	50.0%	49.8%	59.8%
% of FP17s for the same patient ID Re-attending between 3 & 9 months - Adults	68	317	21.5%	38.6%	39.5%	52.1%
% of FP17s for Band 1 Urgent Courses	21	375	5.6%	11.8%	11.2%	9.2%
% of FP17s Relating to Free Repair or Replacements	2	375	0.5%	0.5%	0.5%	0.7%
% of FP17s Relating to Continuations	10	375	2.7%	0.5%	0.7%	0.8%
% of Patients satisfied with the dentistry they have received	0	0	N/A	89.8%	90.6%	93.4%
% of Patients satisfied with the time they had to wait for an appointment	0	0	N/A	84.2%	83.8%	87.6%

* This is based on patients treated on this contract for their most recent course of treatment. Figures in italics indicate the base number of FP17s or Patient Questionnaire responses are less than 100. N/A is shown where the base number of responses is less than 10 during the period. % is calculated as Quantity/Base number*100

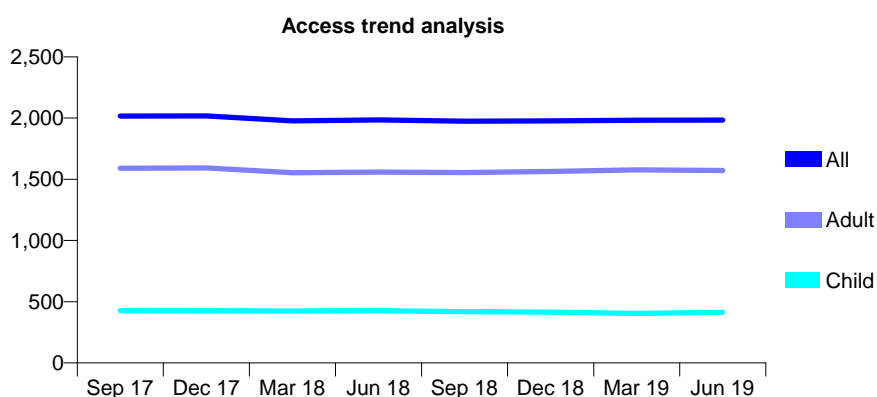
Q62 - Vital Signs At a Glance Contract Report for 331880/0001 - June 2019

Name or company name	MR NK PATEL
Contract type name	GDS Contract
Purpose of contract	General
Contract start date	01/04/2006
Contract end date	

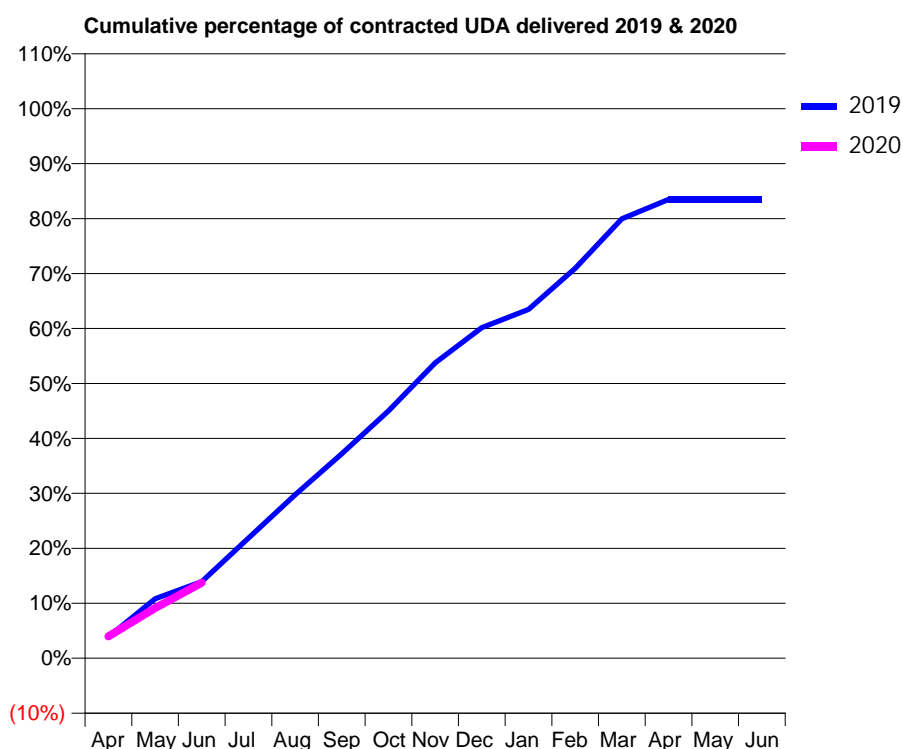
19/20 Contracted general activity (UDA)	4,469
Carry forward general activity (UDA)	0
19/20 Contracted orthodontic activity (UOA)	0
Carry forward orthodontic activity (UOA)	0
Baseline contract value	£112,737.84

ACCESS*

Patients seen in 24 months	Total	Change since previous quarter
Quarter ending June 2018	1,985	
Quarter ending September 2018	1,974	→
Quarter ending December 2018	1,978	→
Quarter ending March 2019	1,982	→
Quarter ending June 2019	1,984	→
Variance since June 2018	(0.1%)	→



ACTIVITY



Adjusted Scheduled Activity (UDA)		
Month	2019	2020
April	174	177
May	483	408
June	623	614
July	977	
August	1,330	
September	1,663	
October	2,011	
November	2,402	
December	2,687	
January	2,836	
February	3,172	
March	3,572	
April	3,730	
May	3,730	
June	3,730	

QUALITY

	Quantity	Base Number	Contract	AT	Region	England
% of FP17s for the same patient ID Re-attending within 3 months - Children	4	110	3.6%	10.0%	11.9%	11.4%
% of FP17s for the same patient ID Re-attending within 3 months - Adults	9	309	2.9%	16.3%	17.2%	15.4%
% of FP17s for the same patient ID Re-attending between 3 & 9 months - Children	31	110	28.2%	50.0%	49.8%	59.8%
% of FP17s for the same patient ID Re-attending between 3 & 9 months - Adults	66	309	21.4%	38.6%	39.5%	52.1%
% of FP17s for Band 1 Urgent Courses	20	355	5.6%	11.8%	11.2%	9.2%
% of FP17s Relating to Free Repair or Replacements	0	355	0.0%	0.5%	0.5%	0.7%
% of FP17s Relating to Continuations	0	355	0.0%	0.5%	0.7%	0.8%
% of Patients satisfied with the dentistry they have received	1	1	N/A	89.8%	90.6%	93.4%
% of Patients satisfied with the time they had to wait for an appointment	1	1	N/A	84.2%	83.8%	87.6%

* This is based on patients treated on this contract for their most recent course of treatment.

Figures in italics indicate the base number of FP17s or Patient Questionnaire responses are less than 100. N/A is shown where the base number of responses is less than 10 during the period. % is calculated as Quantity/Base number*100

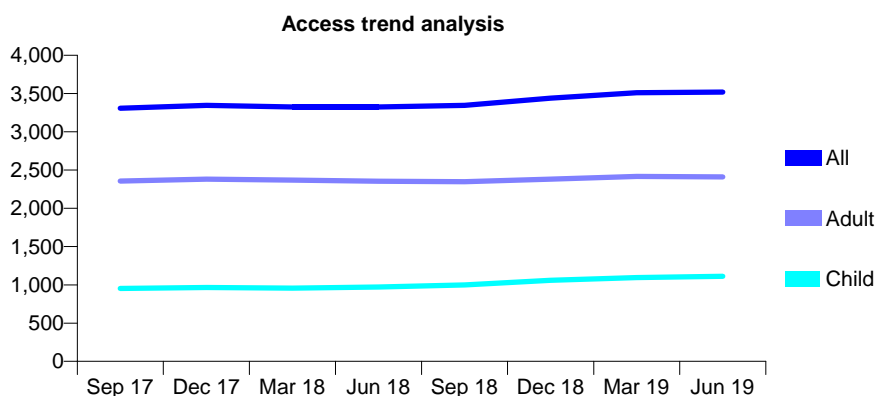
Q62 - Vital Signs At a Glance Contract Report for 333735/0002 - June 2019

Name or company name	Oracare Dental
Contract type name	GDS Contract
Purpose of contract	General
Contract start date	01/09/2010
Contract end date	

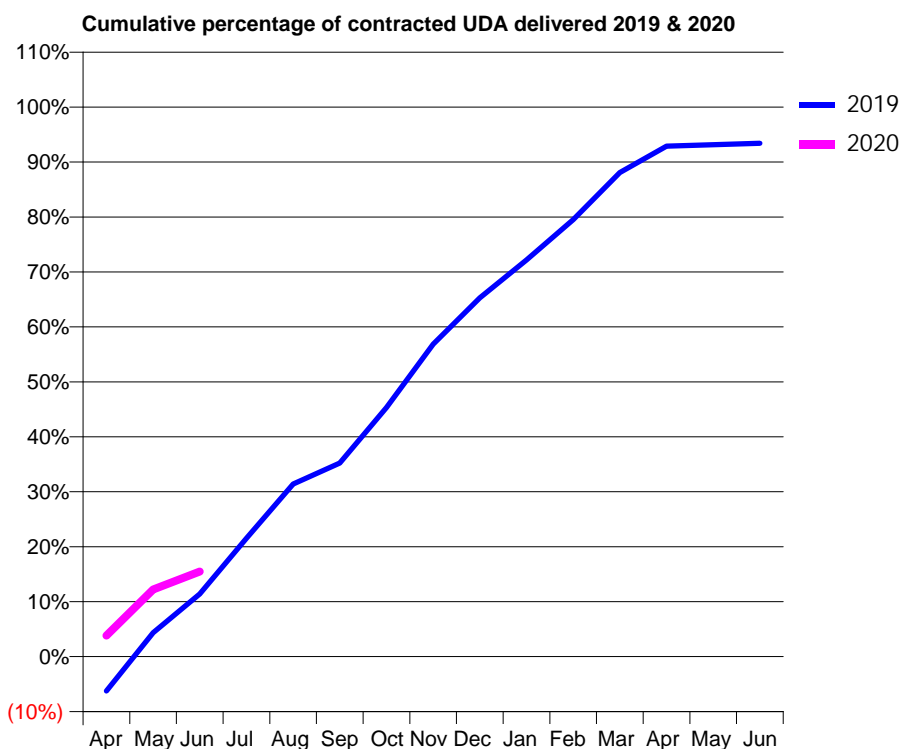
19/20 Contracted general activity (UDA)	8,914
Carry forward general activity (UDA)	0
19/20 Contracted orthodontic activity (UOA)	0
Carry forward orthodontic activity (UOA)	0
Baseline contract value	£246,900.47

ACCESS*

Patients seen in 24 months	Total	Change since previous quarter
Quarter ending June 2018	3,325	
Quarter ending September 2018	3,346	→
Quarter ending December 2018	3,439	↑
Quarter ending March 2019	3,511	↑
Quarter ending June 2019	3,520	→
Variance since June 2018	5.9%	↑



ACTIVITY



Month	Adjusted Scheduled Activity (UDA)	
	2019	2020
April	-559	341
May	388	1,088
June	1,017	1,381
July	1,921	
August	2,800	
September	3,139	
October	4,042	
November	5,070	
December	5,820	
January	6,433	
February	7,088	
March	7,852	
April	8,279	
May	8,304	
June	8,327	

QUALITY

	Quantity	Base Number	Contract	AT	Region	England
% of FP17s for the same patient ID Re-attending within 3 months - Children	34	322	10.6%	10.0%	11.9%	11.4%
% of FP17s for the same patient ID Re-attending within 3 months - Adults	64	479	13.4%	16.3%	17.2%	15.4%
% of FP17s for the same patient ID Re-attending between 3 & 9 months - Children	146	322	45.3%	50.0%	49.8%	59.8%
% of FP17s for the same patient ID Re-attending between 3 & 9 months - Adults	130	479	27.1%	38.6%	39.5%	52.1%
% of FP17s for Band 1 Urgent Courses	56	612	9.2%	11.8%	11.2%	9.2%
% of FP17s Relating to Free Repair or Replacements	1	612	0.2%	0.5%	0.5%	0.7%
% of FP17s Relating to Continuations	6	612	1.0%	0.5%	0.7%	0.8%
% of Patients satisfied with the dentistry they have received	2	2	N/A	89.8%	90.6%	93.4%
% of Patients satisfied with the time they had to wait for an appointment	2	2	N/A	84.2%	83.8%	87.6%

* This is based on patients treated on this contract for their most recent course of treatment. Figures in italics indicate the base number of FP17s or Patient Questionnaire responses are less than 100. N/A is shown where the base number of responses is less than 10 during the period. % is calculated as Quantity/Base number*100

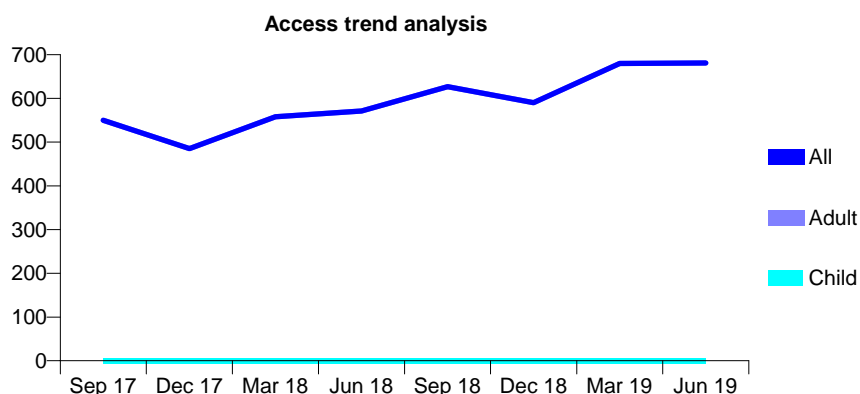
Q62 - Vital Signs At a Glance Contract Report for 334448/0001 - June 2019

Name or company name	LOVLINA KAUR BINDRA
Contract type name	GDS Contract
Purpose of contract	General
Contract start date	01/04/2006
Contract end date	

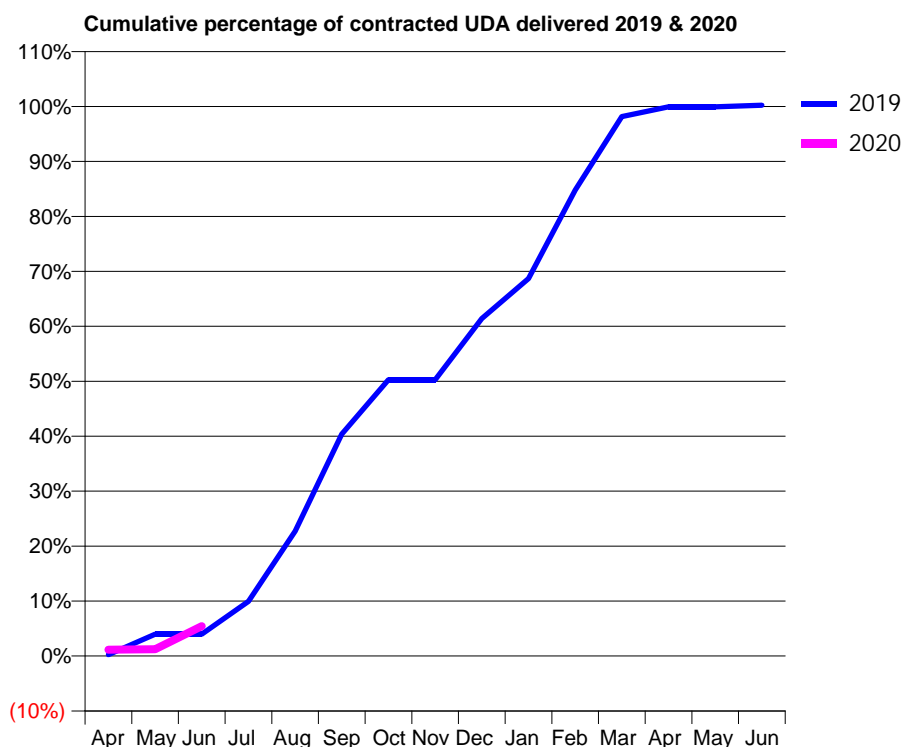
19/20 Contracted general activity (UDA)	1,999
Carry forward general activity (UDA)	0
19/20 Contracted orthodontic activity (UOA)	0
Carry forward orthodontic activity (UOA)	0
Baseline contract value	£70,584.37

ACCESS*

Patients seen in 24 months	Total	Change since previous quarter
Quarter ending June 2018	571	
Quarter ending September 2018	627	↑
Quarter ending December 2018	590	↓
Quarter ending March 2019	680	↑
Quarter ending June 2019	681	→
Variance since June 2018	19.3%	↑



ACTIVITY



Month	Adjusted Scheduled Activity (UDA)	
	2019	2020
April	5	23
May	79	25
June	79	108
July	199	
August	454	
September	808	
October	1,005	
November	1,005	
December	1,227	
January	1,373	
February	1,695	
March	1,962	
April	1,998	
May	1,998	
June	2,003	

QUALITY

	Quantity	Base Number	Contract	AT	Region	England
% of FP17s for the same patient ID Re-attending within 3 months - Children	0	0	N/A	10.0%	11.9%	11.4%
% of FP17s for the same patient ID Re-attending within 3 months - Adults	6	55	10.9%	16.3%	17.2%	15.4%
% of FP17s for the same patient ID Re-attending between 3 & 9 months - Children	0	0	N/A	50.0%	49.8%	59.8%
% of FP17s for the same patient ID Re-attending between 3 & 9 months - Adults	7	55	12.7%	38.6%	39.5%	52.1%
% of FP17s for Band 1 Urgent Courses	2	47	4.3%	11.8%	11.2%	9.2%
% of FP17s Relating to Free Repair or Replacements	0	47	0.0%	0.5%	0.5%	0.7%
% of FP17s Relating to Continuations	0	47	0.0%	0.5%	0.7%	0.8%
% of Patients satisfied with the dentistry they have received	0	0	N/A	89.8%	90.6%	93.4%
% of Patients satisfied with the time they had to wait for an appointment	0	0	N/A	84.2%	83.8%	87.6%

* This is based on patients treated on this contract for their most recent course of treatment. Figures in italics indicate the base number of FP17s or Patient Questionnaire responses are less than 100. N/A is shown where the base number of responses is less than 10 during the period. % is calculated as Quantity/Base number*100

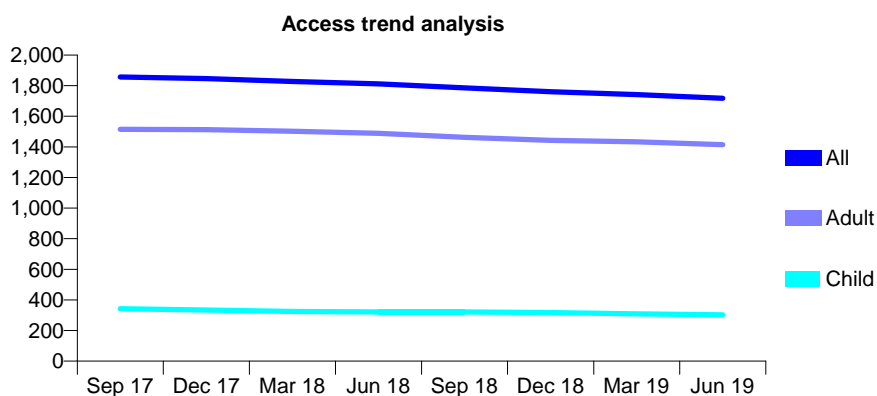
Q62 - Vital Signs At a Glance Contract Report for 334537/0001 - June 2019

Name or company name	MR SP AURORA
Contract type name	GDS Contract
Purpose of contract	General
Contract start date	01/04/2006
Contract end date	

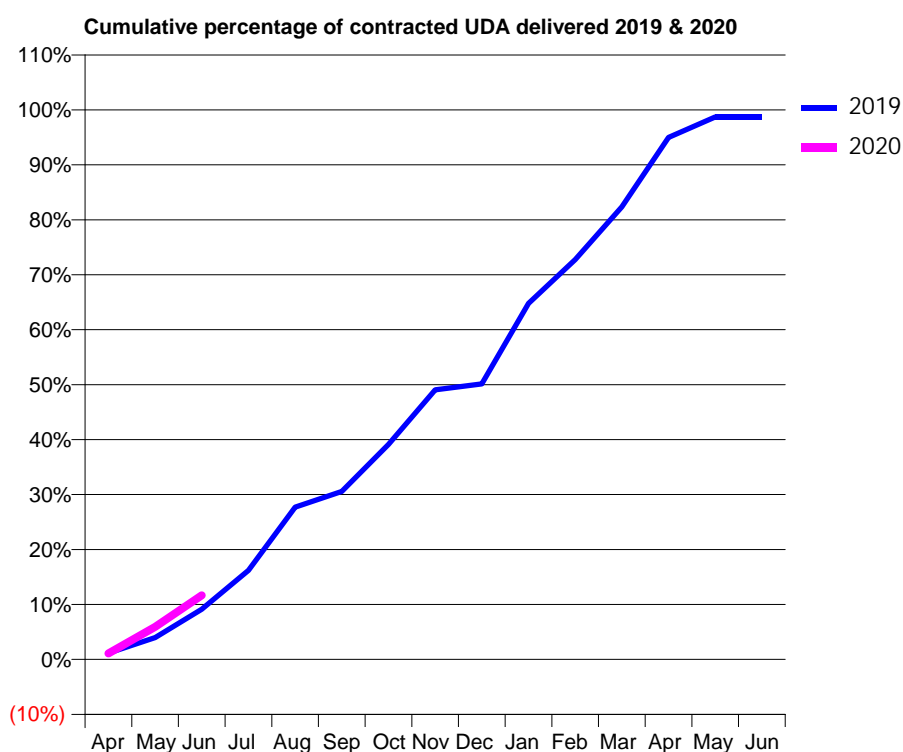
19/20 Contracted general activity (UDA)	9,051
Carry forward general activity (UDA)	0
19/20 Contracted orthodontic activity (UOA)	0
Carry forward orthodontic activity (UOA)	0
Baseline contract value	£284,463.26

ACCESS*

Patients seen in 24 months	Total	Change since previous quarter
Quarter ending June 2018	1,811	
Quarter ending September 2018	1,785	↓
Quarter ending December 2018	1,761	↓
Quarter ending March 2019	1,742	↓
Quarter ending June 2019	1,718	↓
Variance since June 2018	(5.1%)	↓



ACTIVITY



Month	Adjusted Scheduled Activity (UDA)	
	2019	2020
April	105	100
May	361	537
June	827	1,055
July	1,468	
August	2,510	
September	2,766	
October	3,542	
November	4,439	
December	4,536	
January	5,862	
February	6,586	
March	7,454	
April	8,597	
May	8,934	
June	8,934	

QUALITY

	Quantity	Base Number	Contract	AT	Region	England
% of FP17s for the same patient ID Re-attending within 3 months - Children	13	130	10.0%	10.0%	11.9%	11.4%
% of FP17s for the same patient ID Re-attending within 3 months - Adults	184	730	25.2%	16.3%	17.2%	15.4%
% of FP17s for the same patient ID Re-attending between 3 & 9 months - Children	85	130	65.4%	50.0%	49.8%	59.8%
% of FP17s for the same patient ID Re-attending between 3 & 9 months - Adults	425	730	58.2%	38.6%	39.5%	52.1%
% of FP17s for Band 1 Urgent Courses	29	438	6.6%	11.8%	11.2%	9.2%
% of FP17s Relating to Free Repair or Replacements	7	438	1.6%	0.5%	0.5%	0.7%
% of FP17s Relating to Continuations	3	438	0.7%	0.5%	0.7%	0.8%
% of Patients satisfied with the dentistry they have received	0	0	N/A	89.8%	90.6%	93.4%
% of Patients satisfied with the time they had to wait for an appointment	0	0	N/A	84.2%	83.8%	87.6%

* This is based on patients treated on this contract for their most recent course of treatment. Figures in italics indicate the base number of FP17s or Patient Questionnaire responses are less than 100. N/A is shown where the base number of responses is less than 10 during the period. % is calculated as Quantity/Base number*100

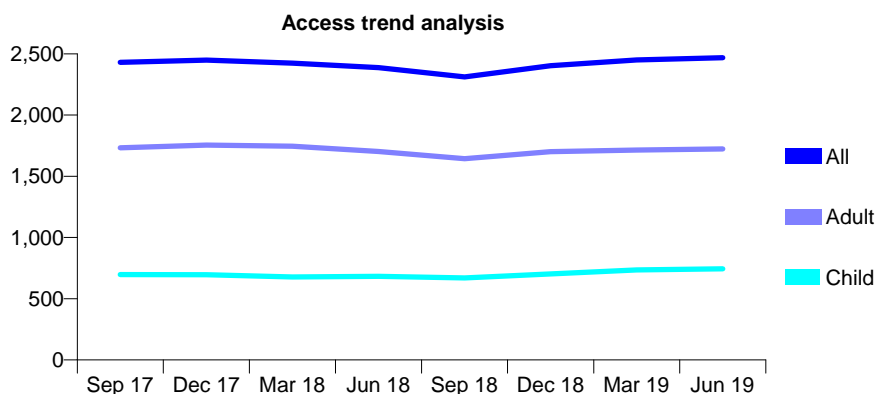
Q62 - Vital Signs At a Glance Contract Report for 335428/0001 - June 2019

Name or company name	MR AV PATEL
Contract type name	GDS Contract
Purpose of contract	General
Contract start date	01/04/2006
Contract end date	

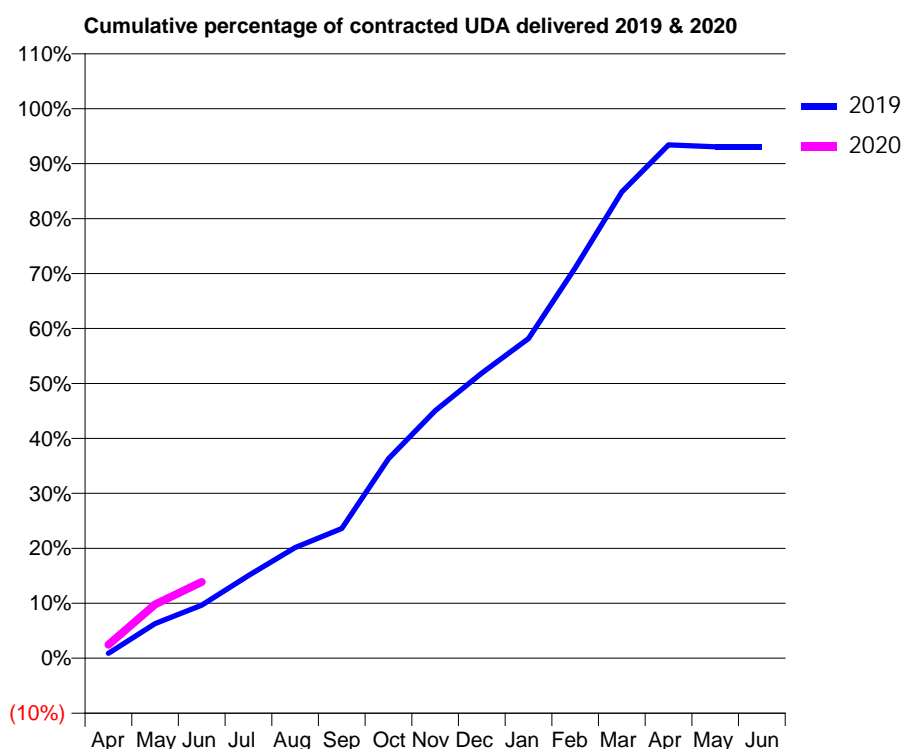
19/20 Contracted general activity (UDA)	7,417
Carry forward general activity (UDA)	0
19/20 Contracted orthodontic activity (UOA)	0
Carry forward orthodontic activity (UOA)	0
Baseline contract value	£222,261.46

ACCESS*

Patients seen in 24 months	Total	Change since previous quarter
Quarter ending June 2018	2,387	
Quarter ending September 2018	2,312	↓
Quarter ending December 2018	2,404	↑
Quarter ending March 2019	2,450	→
Quarter ending June 2019	2,469	→
Variance since June 2018	3.4%	↑



ACTIVITY



Month	2019	2020
April	66	182
May	467	726
June	715	1,029
July	1,117	
August	1,492	
September	1,751	
October	2,691	
November	3,341	
December	3,850	
January	4,316	
February	5,269	
March	6,293	
April	6,928	
May	6,901	
June	6,901	

QUALITY

	Quantity	Base Number	Contract	AT	Region	England
% of FP17s for the same patient ID Re-attending within 3 months - Children	9	191	4.7%	10.0%	11.9%	11.4%
% of FP17s for the same patient ID Re-attending within 3 months - Adults	33	349	9.5%	16.3%	17.2%	15.4%
% of FP17s for the same patient ID Re-attending between 3 & 9 months - Children	108	191	56.5%	50.0%	49.8%	59.8%
% of FP17s for the same patient ID Re-attending between 3 & 9 months - Adults	110	349	31.5%	38.6%	39.5%	52.1%
% of FP17s for Band 1 Urgent Courses	47	386	12.2%	11.8%	11.2%	9.2%
% of FP17s Relating to Free Repair or Replacements	0	386	0.0%	0.5%	0.5%	0.7%
% of FP17s Relating to Continuations	0	386	0.0%	0.5%	0.7%	0.8%
% of Patients satisfied with the dentistry they have received	2	3	N/A	89.8%	90.6%	93.4%
% of Patients satisfied with the time they had to wait for an appointment	3	3	N/A	84.2%	83.8%	87.6%

* This is based on patients treated on this contract for their most recent course of treatment. Figures in italics indicate the base number of FP17s or Patient Questionnaire responses are less than 100. N/A is shown where the base number of responses is less than 10 during the period. % is calculated as Quantity/Base number*100

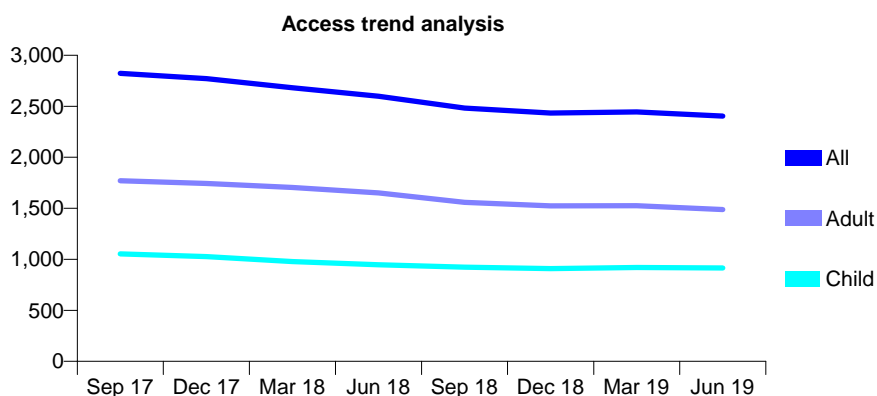
Q62 - Vital Signs At a Glance Contract Report for 335428/0003 - June 2019

Name or company name	MR AV PATEL
Contract type name	GDS Contract
Purpose of contract	General
Contract start date	02/08/2006
Contract end date	

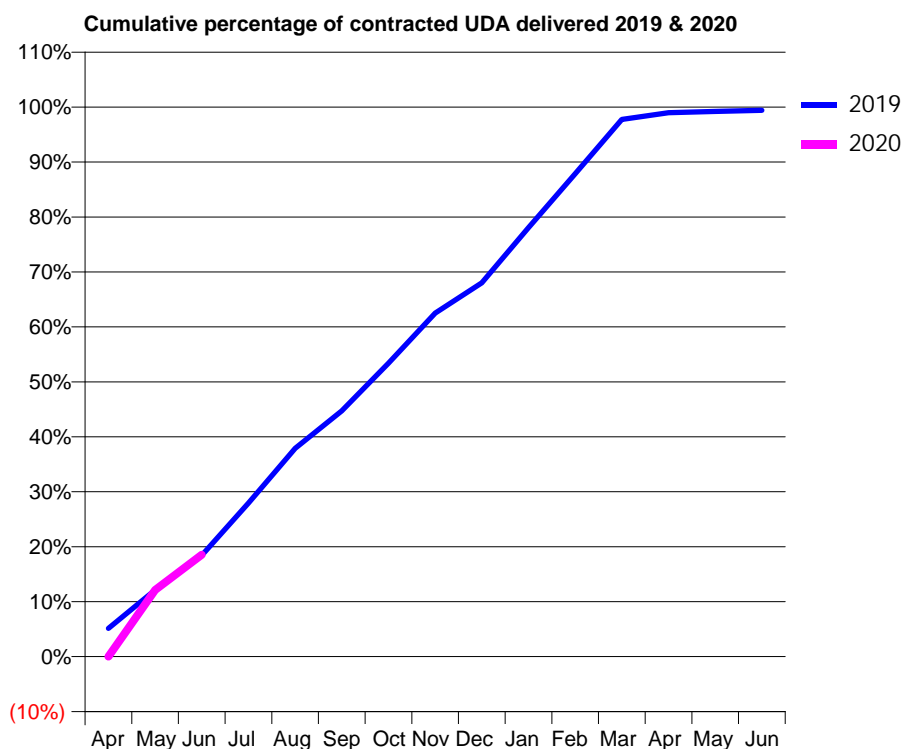
19/20 Contracted general activity (UDA)	5,989
Carry forward general activity (UDA)	0
19/20 Contracted orthodontic activity (UOA)	0
Carry forward orthodontic activity (UOA)	0
Baseline contract value	£195,249.74

ACCESS*

Patients seen in 24 months	Total	Change since previous quarter
Quarter ending June 2018	2,598	
Quarter ending September 2018	2,482	↓
Quarter ending December 2018	2,433	↓
Quarter ending March 2019	2,445	→
Quarter ending June 2019	2,404	↓
Variance since June 2018	(7.5%)	↓



ACTIVITY



Month	Adjusted Scheduled Activity (UDA)	
	2019	2020
April	309	0
May	726	727
June	1,104	1,109
July	1,674	
August	2,271	
September	2,678	
October	3,198	
November	3,744	
December	4,073	
January	4,675	
February	5,263	
March	5,853	
April	5,927	
May	5,941	
June	5,954	

QUALITY

	Quantity	Base Number	Contract	AT	Region	England
% of FP17s for the same patient ID Re-attending within 3 months - Children	16	256	6.3%	10.0%	11.9%	11.4%
% of FP17s for the same patient ID Re-attending within 3 months - Adults	30	287	10.5%	16.3%	17.2%	15.4%
% of FP17s for the same patient ID Re-attending between 3 & 9 months - Children	129	256	50.4%	50.0%	49.8%	59.8%
% of FP17s for the same patient ID Re-attending between 3 & 9 months - Adults	94	287	32.8%	38.6%	39.5%	52.1%
% of FP17s for Band 1 Urgent Courses	66	497	13.3%	11.8%	11.2%	9.2%
% of FP17s Relating to Free Repair or Replacements	0	497	0.0%	0.5%	0.5%	0.7%
% of FP17s Relating to Continuations	1	497	0.2%	0.5%	0.7%	0.8%
% of Patients satisfied with the dentistry they have received	0	0	N/A	89.8%	90.6%	93.4%
% of Patients satisfied with the time they had to wait for an appointment	0	0	N/A	84.2%	83.8%	87.6%

* This is based on patients treated on this contract for their most recent course of treatment. Figures in italics indicate the base number of FP17s or Patient Questionnaire responses are less than 100. N/A is shown where the base number of responses is less than 10 during the period. % is calculated as Quantity/Base number*100

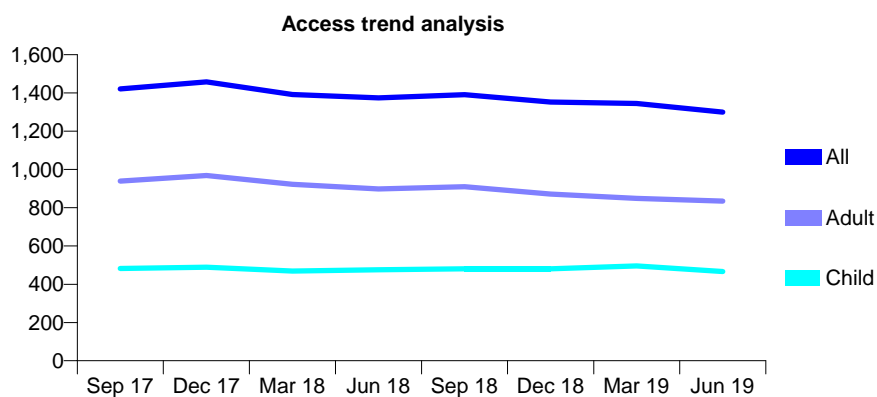
Q62 - Vital Signs At a Glance Contract Report for 335509/0001 - June 2019

Name or company name	MRS GC BASKERAN
Contract type name	GDS Contract
Purpose of contract	General
Contract start date	01/04/2006
Contract end date	

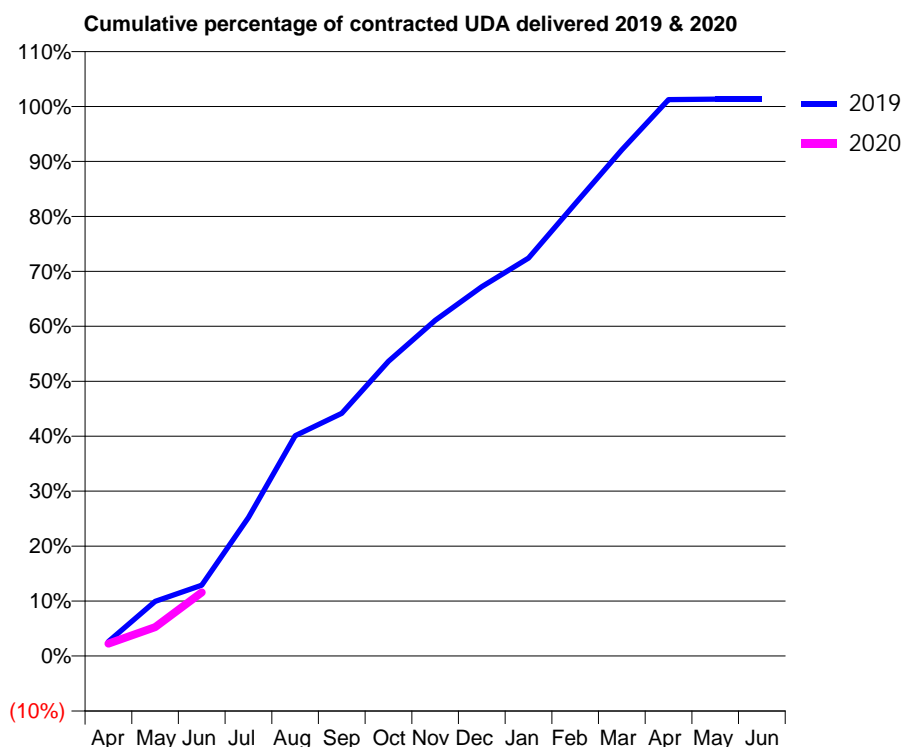
19/20 Contracted general activity (UDA)	4,773
Carry forward general activity (UDA)	0
19/20 Contracted orthodontic activity (UOA)	0
Carry forward orthodontic activity (UOA)	0
Baseline contract value	£131,046.33

ACCESS*

Patients seen in 24 months	Total	Change since previous quarter
Quarter ending June 2018	1,374	
Quarter ending September 2018	1,391	→
Quarter ending December 2018	1,352	↓
Quarter ending March 2019	1,345	→
Quarter ending June 2019	1,300	↓
Variance since June 2018	(5.4%)	↓



ACTIVITY



Month	Adjusted Scheduled Activity (UDA)	
	2019	2020
April	126	108
May	475	251
June	616	553
July	1,203	
August	1,913	
September	2,107	
October	2,561	
November	2,915	
December	3,208	
January	3,455	
February	3,930	
March	4,396	
April	4,833	
May	4,836	
June	4,836	

QUALITY

	Quantity	Base Number	Contract	AT	Region	England
% of FP17s for the same patient ID Re-attending within 3 months - Children	4	108	3.7%	10.0%	11.9%	11.4%
% of FP17s for the same patient ID Re-attending within 3 months - Adults	14	139	10.1%	16.3%	17.2%	15.4%
% of FP17s for the same patient ID Re-attending between 3 & 9 months - Children	29	108	26.9%	50.0%	49.8%	59.8%
% of FP17s for the same patient ID Re-attending between 3 & 9 months - Adults	46	139	33.1%	38.6%	39.5%	52.1%
% of FP17s for Band 1 Urgent Courses	6	150	4.0%	11.8%	11.2%	9.2%
% of FP17s Relating to Free Repair or Replacements	0	150	0.0%	0.5%	0.5%	0.7%
% of FP17s Relating to Continuations	4	150	2.7%	0.5%	0.7%	0.8%
% of Patients satisfied with the dentistry they have received	0	0	N/A	89.8%	90.6%	93.4%
% of Patients satisfied with the time they had to wait for an appointment	0	0	N/A	84.2%	83.8%	87.6%

* This is based on patients treated on this contract for their most recent course of treatment. Figures in italics indicate the base number of FP17s or Patient Questionnaire responses are less than 100. N/A is shown where the base number of responses is less than 10 during the period. % is calculated as Quantity/Base number*100

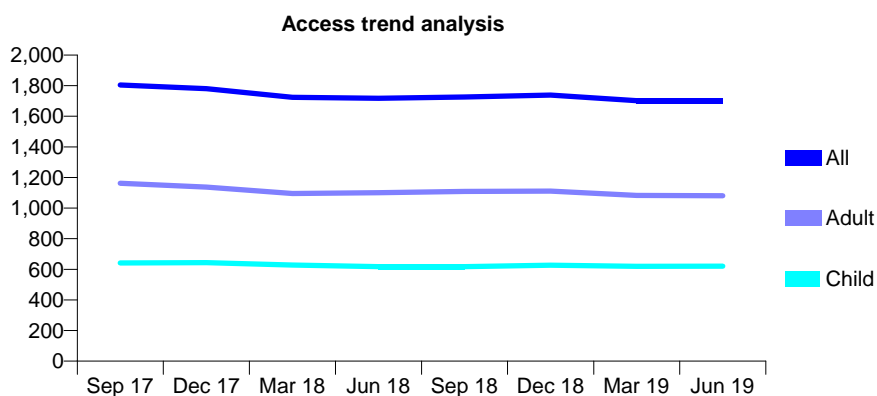
Q62 - Vital Signs At a Glance Contract Report for 335754/0001 - June 2019

Name or company name	MR N DIXIT
Contract type name	GDS Contract
Purpose of contract	General
Contract start date	01/04/2006
Contract end date	

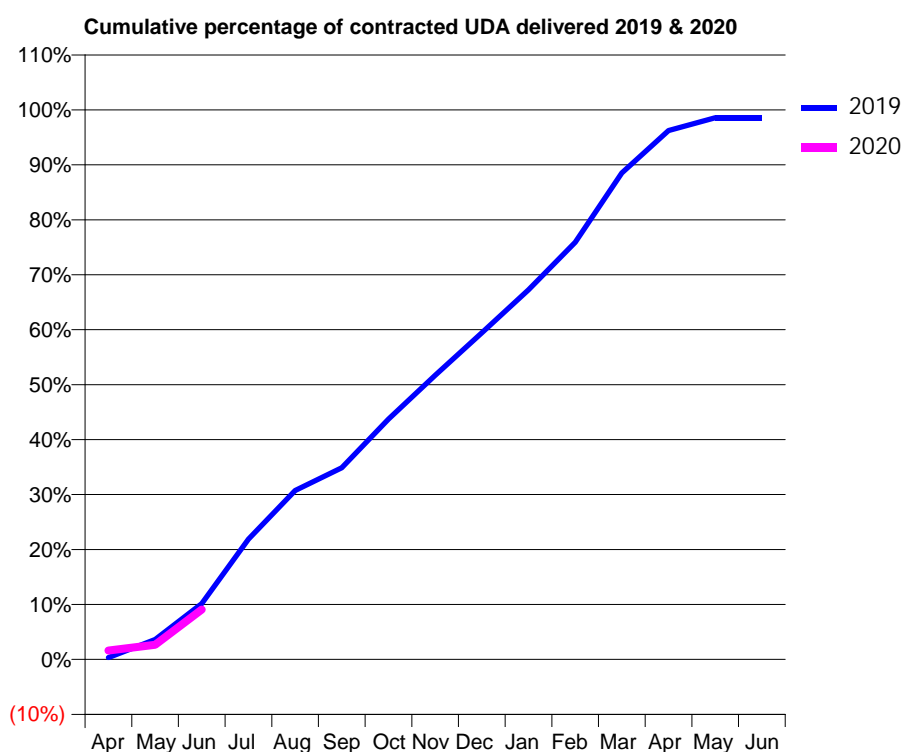
19/20 Contracted general activity (UDA)	4,000
Carry forward general activity (UDA)	0
19/20 Contracted orthodontic activity (UOA)	0
Carry forward orthodontic activity (UOA)	0
Baseline contract value	£128,993.04

ACCESS*

Patients seen in 24 months	Total	Change since previous quarter
Quarter ending June 2018	1,717	
Quarter ending September 2018	1,726	→
Quarter ending December 2018	1,738	→
Quarter ending March 2019	1,702	↓
Quarter ending June 2019	1,702	→
Variance since June 2018	(0.9%)	→



ACTIVITY



Month	2019	2020
April	14	65
May	145	106
June	406	364
July	876	
August	1,229	
September	1,396	
October	1,749	
November	2,068	
December	2,377	
January	2,691	
February	3,037	
March	3,540	
April	3,849	
May	3,942	
June	3,942	

QUALITY

	Quantity	Base Number	Contract	AT	Region	England
% of FP17s for the same patient ID Re-attending within 3 months - Children	20	203	9.9%	10.0%	11.9%	11.4%
% of FP17s for the same patient ID Re-attending within 3 months - Adults	32	253	12.6%	16.3%	17.2%	15.4%
% of FP17s for the same patient ID Re-attending between 3 & 9 months - Children	116	203	57.1%	50.0%	49.8%	59.8%
% of FP17s for the same patient ID Re-attending between 3 & 9 months - Adults	137	253	54.2%	38.6%	39.5%	52.1%
% of FP17s for Band 1 Urgent Courses	28	271	10.3%	11.8%	11.2%	9.2%
% of FP17s Relating to Free Repair or Replacements	0	271	0.0%	0.5%	0.5%	0.7%
% of FP17s Relating to Continuations	2	271	0.7%	0.5%	0.7%	0.8%
% of Patients satisfied with the dentistry they have received	0	0	N/A	89.8%	90.6%	93.4%
% of Patients satisfied with the time they had to wait for an appointment	0	0	N/A	84.2%	83.8%	87.6%

* This is based on patients treated on this contract for their most recent course of treatment. Figures in italics indicate the base number of FP17s or Patient Questionnaire responses are less than 100. N/A is shown where the base number of responses is less than 10 during the period. % is calculated as Quantity/Base number*100

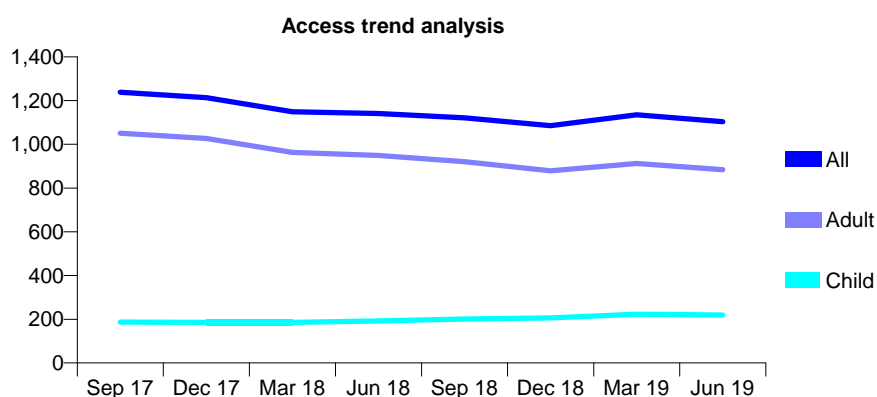
Q62 - Vital Signs At a Glance Contract Report for 337501/0001 - June 2019

Name or company name	MR E GHATEH
Contract type name	GDS Contract
Purpose of contract	General
Contract start date	01/04/2006
Contract end date	

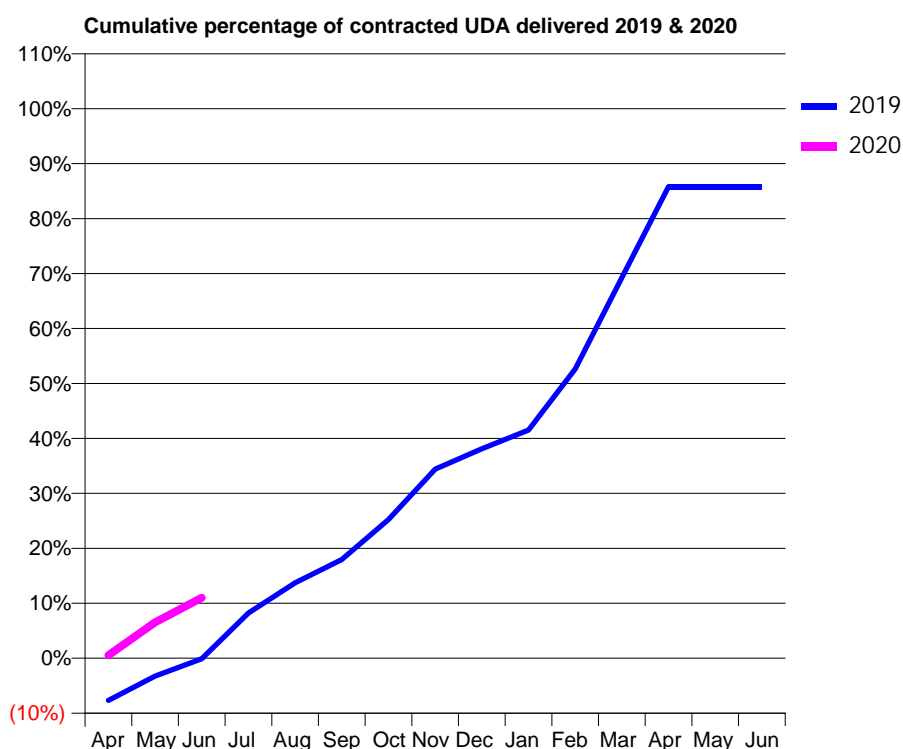
19/20 Contracted general activity (UDA)	4,250
Carry forward general activity (UDA)	0
19/20 Contracted orthodontic activity (UOA)	0
Carry forward orthodontic activity (UOA)	0
Baseline contract value	£132,314.03

ACCESS*

Patients seen in 24 months	Total	Change since previous quarter
Quarter ending June 2018	1,141	
Quarter ending September 2018	1,121	↓
Quarter ending December 2018	1,085	↓
Quarter ending March 2019	1,135	↑
Quarter ending June 2019	1,103	↓
Variance since June 2018	(3.3%)	↓



ACTIVITY



Month	2019	2020
April	-327	24
May	-139	278
June	-6	467
July	350	
August	584	
September	764	
October	1,072	
November	1,462	
December	1,620	
January	1,764	
February	2,237	
March	2,943	
April	3,647	
May	3,647	
June	3,647	

QUALITY

	Quantity	Base Number	Contract	AT	Region	England
% of FP17s for the same patient ID Re-attending within 3 months - Children	4	47	8.5%	10.0%	11.9%	11.4%
% of FP17s for the same patient ID Re-attending within 3 months - Adults	60	233	25.8%	16.3%	17.2%	15.4%
% of FP17s for the same patient ID Re-attending between 3 & 9 months - Children	11	47	23.4%	50.0%	49.8%	59.8%
% of FP17s for the same patient ID Re-attending between 3 & 9 months - Adults	54	233	23.2%	38.6%	39.5%	52.1%
% of FP17s for Band 1 Urgent Courses	47	173	27.2%	11.8%	11.2%	9.2%
% of FP17s Relating to Free Repair or Replacements	1	173	0.6%	0.5%	0.5%	0.7%
% of FP17s Relating to Continuations	1	173	0.6%	0.5%	0.7%	0.8%
% of Patients satisfied with the dentistry they have received	1	1	N/A	89.8%	90.6%	93.4%
% of Patients satisfied with the time they had to wait for an appointment	1	1	N/A	84.2%	83.8%	87.6%

* This is based on patients treated on this contract for their most recent course of treatment. Figures in italics indicate the base number of FP17s or Patient Questionnaire responses are less than 100. N/A is shown where the base number of responses is less than 10 during the period. % is calculated as Quantity/Base number*100

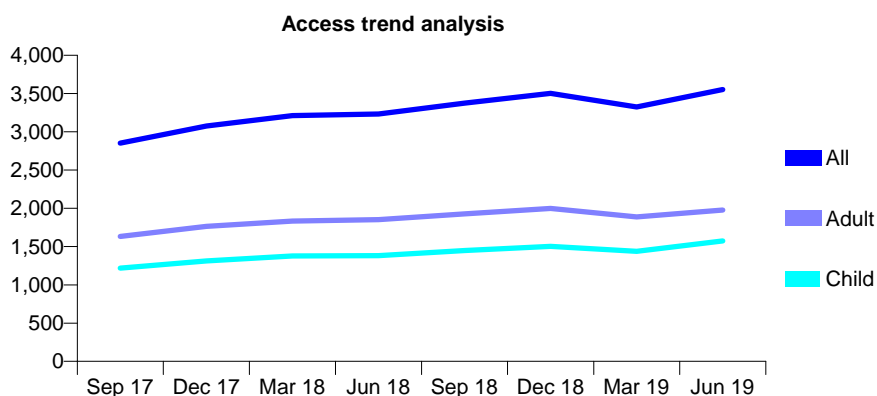
Q62 - Vital Signs At a Glance Contract Report for 341134/0001 - June 2019

Name or company name	MR A GHAFARPOUR
Contract type name	GDS Contract
Purpose of contract	General
Contract start date	01/04/2006
Contract end date	

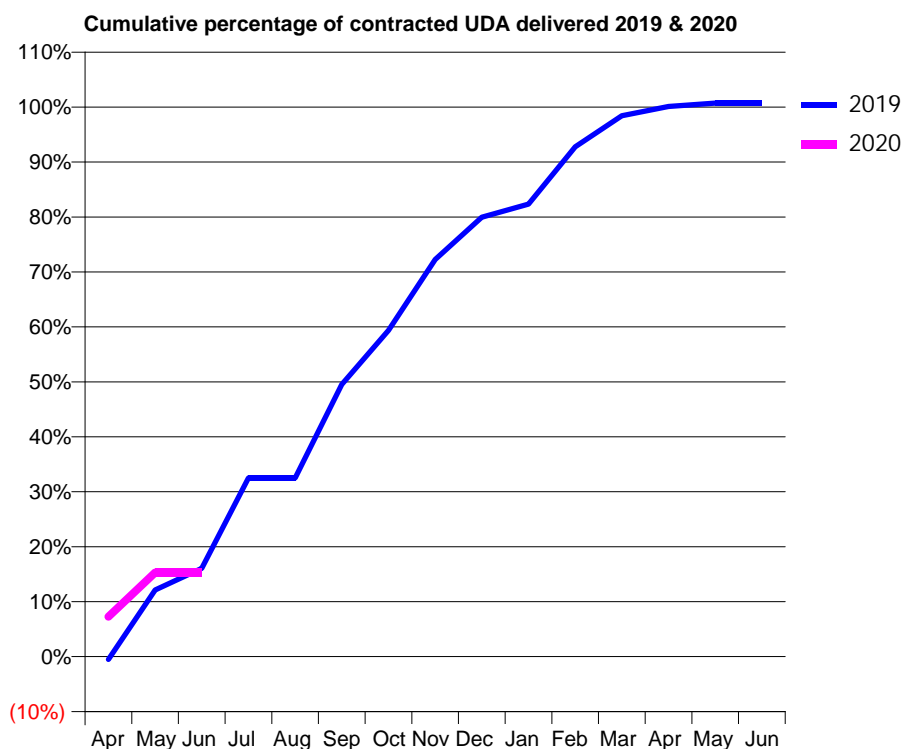
19/20 Contracted general activity (UDA)	7,125
Carry forward general activity (UDA)	0
19/20 Contracted orthodontic activity (UOA)	0
Carry forward orthodontic activity (UOA)	0
Baseline contract value	£351,175.91

ACCESS*

Patients seen in 24 months	Total	Change since previous quarter
Quarter ending June 2018	3,232	
Quarter ending September 2018	3,375	↑
Quarter ending December 2018	3,503	↑
Quarter ending March 2019	3,324	↓
Quarter ending June 2019	3,553	↑
Variance since June 2018	9.9%	↑



ACTIVITY



Month	Adjusted Scheduled Activity (UDA)	
	2019	2020
April	-37	518
May	865	1,090
June	1,143	1,090
July	2,318	
August	2,318	
September	3,528	
October	4,230	
November	5,150	
December	5,696	
January	5,867	
February	6,608	
March	7,012	
April	7,134	
May	7,176	
June	7,176	

QUALITY

	Quantity	Base Number	Contract	AT	Region	England
% of FP17s for the same patient ID Re-attending within 3 months - Children	9	274	3.3%	10.0%	11.9%	11.4%
% of FP17s for the same patient ID Re-attending within 3 months - Adults	10	253	4.0%	16.3%	17.2%	15.4%
% of FP17s for the same patient ID Re-attending between 3 & 9 months - Children	58	274	21.2%	50.0%	49.8%	59.8%
% of FP17s for the same patient ID Re-attending between 3 & 9 months - Adults	52	253	20.6%	38.6%	39.5%	52.1%
% of FP17s for Band 1 Urgent Courses	12	472	2.5%	11.8%	11.2%	9.2%
% of FP17s Relating to Free Repair or Replacements	0	472	0.0%	0.5%	0.5%	0.7%
% of FP17s Relating to Continuations	0	472	0.0%	0.5%	0.7%	0.8%
% of Patients satisfied with the dentistry they have received	0	2	N/A	89.8%	90.6%	93.4%
% of Patients satisfied with the time they had to wait for an appointment	1	2	N/A	84.2%	83.8%	87.6%

* This is based on patients treated on this contract for their most recent course of treatment. Figures in italics indicate the base number of FP17s or Patient Questionnaire responses are less than 100. N/A is shown where the base number of responses is less than 10 during the period. % is calculated as Quantity/Base number*100

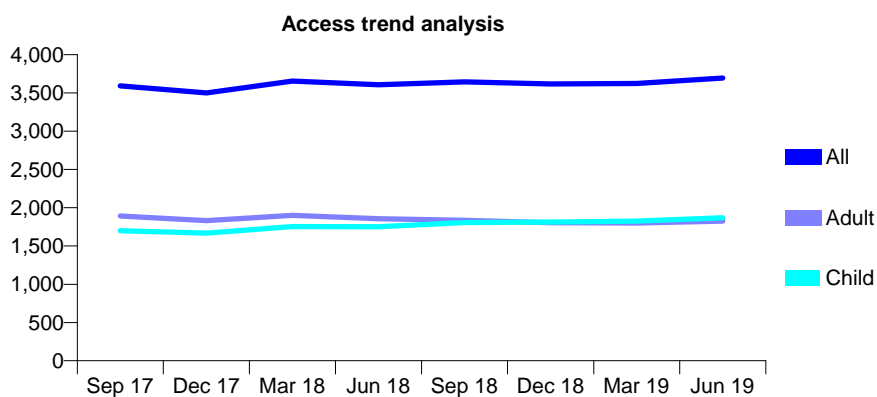
Q62 - Vital Signs At a Glance Contract Report for 341916/0001 - June 2019

Name or company name	MR G AL-SHAIKH RADI
Contract type name	GDS Contract
Purpose of contract	General
Contract start date	01/04/2006
Contract end date	

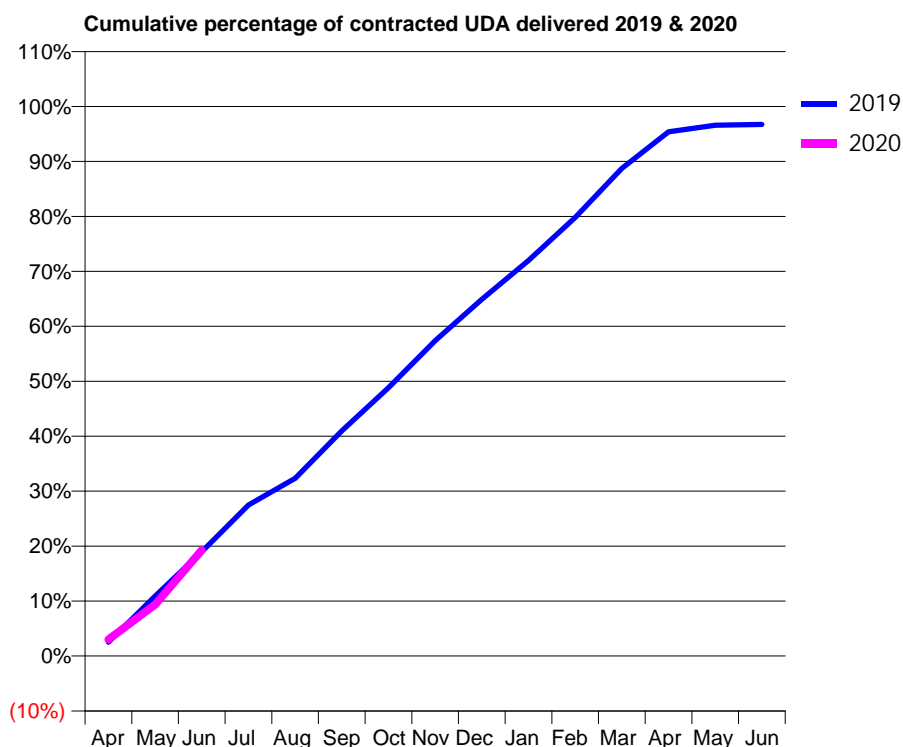
19/20 Contracted general activity (UDA)	11,917
Carry forward general activity (UDA)	0
19/20 Contracted orthodontic activity (UOA)	0
Carry forward orthodontic activity (UOA)	0
Baseline contract value	£322,962.08

ACCESS*

Patients seen in 24 months	Total	Change since previous quarter
Quarter ending June 2018	3,607	
Quarter ending September 2018	3,643	→
Quarter ending December 2018	3,617	→
Quarter ending March 2019	3,625	→
Quarter ending June 2019	3,694	→
Variance since June 2018	2.4%	↑



ACTIVITY



Month	Adjusted Scheduled Activity (UDA)	
	2019	2020
April	298	359
May	1,299	1,118
June	2,262	2,294
July	3,274	
August	3,853	
September	4,881	
October	5,819	
November	6,838	
December	7,735	
January	8,578	
February	9,510	
March	10,575	
April	11,367	
May	11,512	
June	11,527	

QUALITY

	Quantity	Base Number	Contract	AT	Region	England
% of FP17s for the same patient ID Re-attending within 3 months - Children	49	703	7.0%	10.0%	11.9%	11.4%
% of FP17s for the same patient ID Re-attending within 3 months - Adults	78	545	14.3%	16.3%	17.2%	15.4%
% of FP17s for the same patient ID Re-attending between 3 & 9 months - Children	382	703	54.3%	50.0%	49.8%	59.8%
% of FP17s for the same patient ID Re-attending between 3 & 9 months - Adults	198	545	36.3%	38.6%	39.5%	52.1%
% of FP17s for Band 1 Urgent Courses	82	952	8.6%	11.8%	11.2%	9.2%
% of FP17s Relating to Free Repair or Replacements	0	952	0.0%	0.5%	0.5%	0.7%
% of FP17s Relating to Continuations	0	952	0.0%	0.5%	0.7%	0.8%
% of Patients satisfied with the dentistry they have received	0	0	N/A	89.8%	90.6%	93.4%
% of Patients satisfied with the time they had to wait for an appointment	0	0	N/A	84.2%	83.8%	87.6%

* This is based on patients treated on this contract for their most recent course of treatment. Figures in italics indicate the base number of FP17s or Patient Questionnaire responses are less than 100. N/A is shown where the base number of responses is less than 10 during the period. % is calculated as Quantity/Base number*100

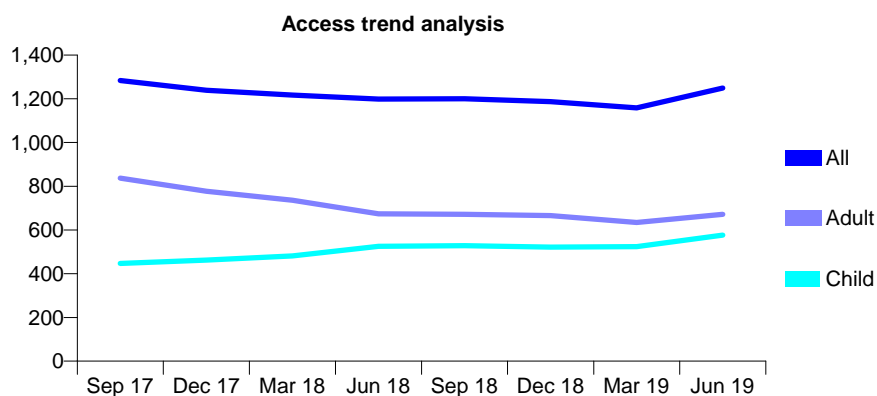
Q62 - Vital Signs At a Glance Contract Report for 341916/0002 - June 2019

Name or company name	MR G AL-SHAIKH RADI
Contract type name	GDS Contract
Purpose of contract	General
Contract start date	01/04/2006
Contract end date	

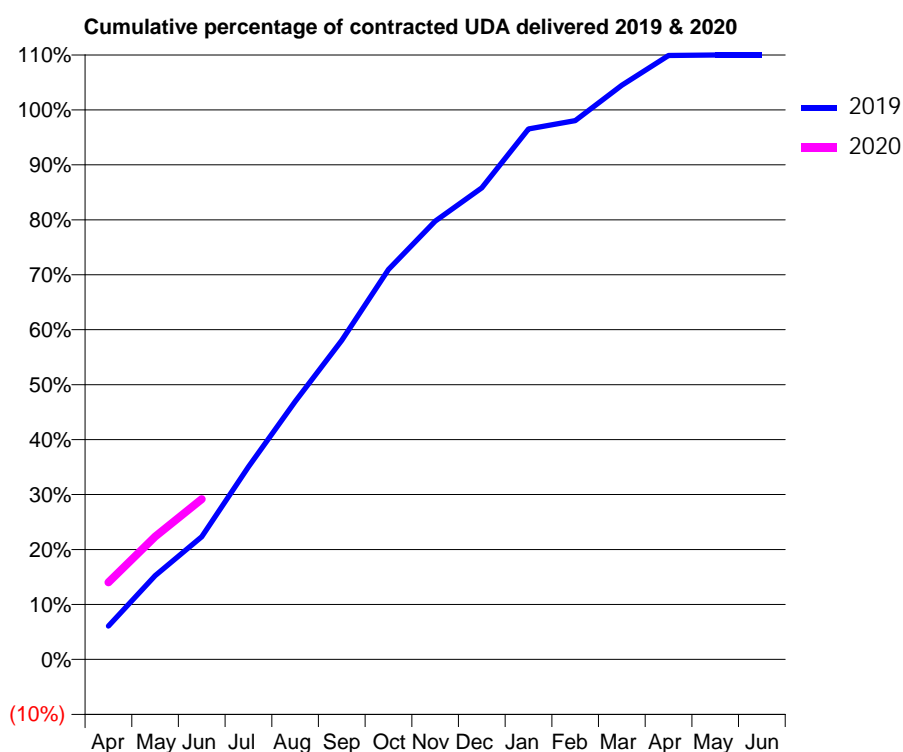
19/20 Contracted general activity (UDA)	5,201
Carry forward general activity (UDA)	0
19/20 Contracted orthodontic activity (UOA)	0
Carry forward orthodontic activity (UOA)	0
Baseline contract value	£162,702.51

ACCESS*

Patients seen in 24 months	Total	Change since previous quarter
Quarter ending June 2018	1,199	
Quarter ending September 2018	1,200	→
Quarter ending December 2018	1,187	↓
Quarter ending March 2019	1,158	↓
Quarter ending June 2019	1,249	↑
Variance since June 2018	4.2%	↑



ACTIVITY



Month	2019	2020
April	316	730
May	793	1,163
June	1,160	1,517
July	1,823	
August	2,441	
September	3,020	
October	3,692	
November	4,148	
December	4,463	
January	5,020	
February	5,099	
March	5,434	
April	5,715	
May	5,720	
June	5,720	

QUALITY

	Quantity	Base Number	Contract	AT	Region	England
% of FP17s for the same patient ID Re-attending within 3 months - Children	14	265	5.3%	10.0%	11.9%	11.4%
% of FP17s for the same patient ID Re-attending within 3 months - Adults	20	216	9.3%	16.3%	17.2%	15.4%
% of FP17s for the same patient ID Re-attending between 3 & 9 months - Children	141	265	53.2%	50.0%	49.8%	59.8%
% of FP17s for the same patient ID Re-attending between 3 & 9 months - Adults	80	216	37.0%	38.6%	39.5%	52.1%
% of FP17s for Band 1 Urgent Courses	35	385	9.1%	11.8%	11.2%	9.2%
% of FP17s Relating to Free Repair or Replacements	0	385	0.0%	0.5%	0.5%	0.7%
% of FP17s Relating to Continuations	0	385	0.0%	0.5%	0.7%	0.8%
% of Patients satisfied with the dentistry they have received	0	0	N/A	89.8%	90.6%	93.4%
% of Patients satisfied with the time they had to wait for an appointment	0	0	N/A	84.2%	83.8%	87.6%

* This is based on patients treated on this contract for their most recent course of treatment. Figures in italics indicate the base number of FP17s or Patient Questionnaire responses are less than 100. N/A is shown where the base number of responses is less than 10 during the period. % is calculated as Quantity/Base number*100

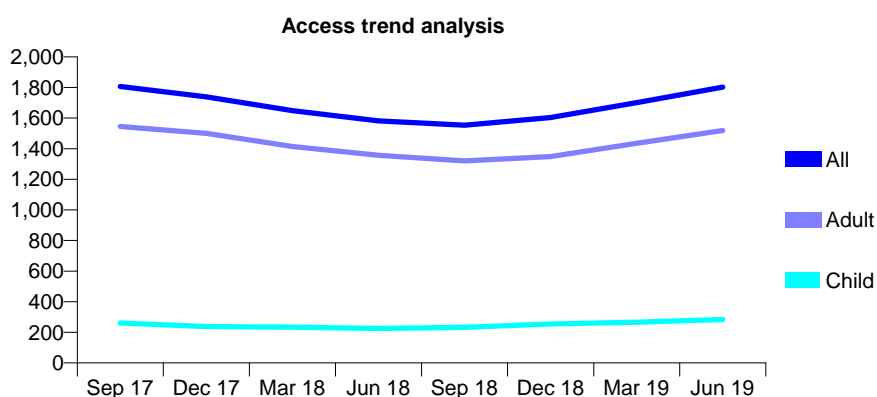
Q62 - Vital Signs At a Glance Contract Report for 343110/0001 - June 2019

Name or company name	MR S SENGUPTA
Contract type name	GDS Contract
Purpose of contract	General
Contract start date	01/04/2006
Contract end date	

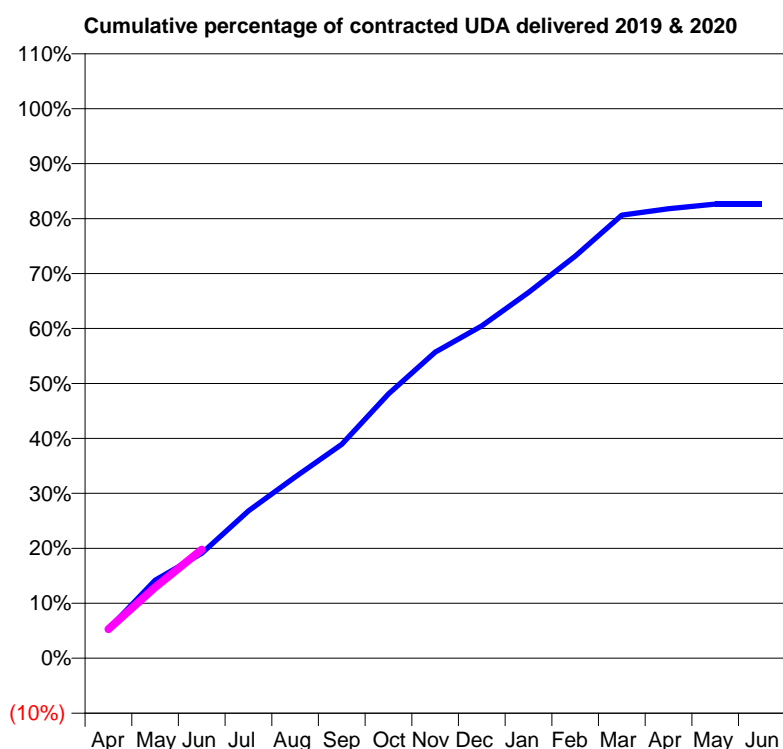
19/20 Contracted general activity (UDA)	6,234
Carry forward general activity (UDA)	0
19/20 Contracted orthodontic activity (UOA)	0
Carry forward orthodontic activity (UOA)	0
Baseline contract value	£220,932.41

ACCESS*

Patients seen in 24 months	Total	Change since previous quarter
Quarter ending June 2018	1,581	
Quarter ending September 2018	1,553	↓
Quarter ending December 2018	1,604	↑
Quarter ending March 2019	1,701	↑
Quarter ending June 2019	1,803	↑
Variance since June 2018	14.0%	↑



ACTIVITY



Month	2019	2020
April	370	331
May	985	805
June	1,323	1,232
July	1,857	
August	2,285	
September	2,697	
October	3,331	
November	3,859	
December	4,190	
January	4,610	
February	5,069	
March	5,585	
April	5,665	
May	5,725	
June	5,725	

QUALITY

	Quantity	Base Number	Contract	AT	Region	England
% of FP17s for the same patient ID Re-attending within 3 months - Children	1	85	1.2%	10.0%	11.9%	11.4%
% of FP17s for the same patient ID Re-attending within 3 months - Adults	50	453	11.0%	16.3%	17.2%	15.4%
% of FP17s for the same patient ID Re-attending between 3 & 9 months - Children	18	85	21.2%	50.0%	49.8%	59.8%
% of FP17s for the same patient ID Re-attending between 3 & 9 months - Adults	120	453	26.5%	38.6%	39.5%	52.1%
% of FP17s for Band 1 Urgent Courses	9	299	3.0%	11.8%	11.2%	9.2%
% of FP17s Relating to Free Repair or Replacements	3	299	1.0%	0.5%	0.5%	0.7%
% of FP17s Relating to Continuations	8	299	2.7%	0.5%	0.7%	0.8%
% of Patients satisfied with the dentistry they have received	0	0	N/A	89.8%	90.6%	93.4%
% of Patients satisfied with the time they had to wait for an appointment	0	0	N/A	84.2%	83.8%	87.6%

* This is based on patients treated on this contract for their most recent course of treatment.

Figures in italics indicate the base number of FP17s or Patient Questionnaire responses are less than 100. N/A is shown where the base number of responses is less than 10 during the period. % is calculated as Quantity/Base number*100

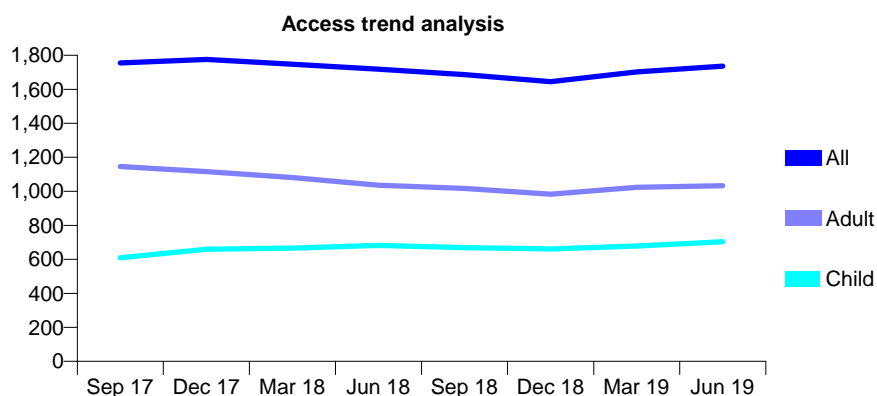
Q62 - Vital Signs At a Glance Contract Report for 343668/0001 - June 2019

Name or company name	MR PS PANESAR
Contract type name	GDS Contract
Purpose of contract	General
Contract start date	15/11/2007
Contract end date	

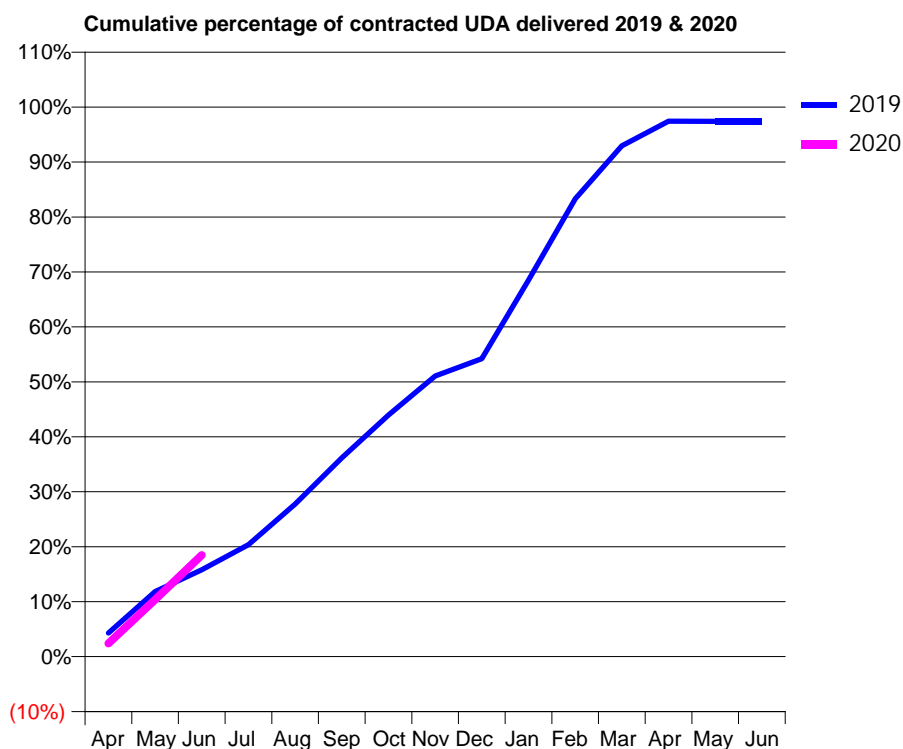
19/20 Contracted general activity (UDA)	5,175
Carry forward general activity (UDA)	0
19/20 Contracted orthodontic activity (UOA)	0
Carry forward orthodontic activity (UOA)	0
Baseline contract value	£148,663.71

ACCESS*

Patients seen in 24 months	Total	Change since previous quarter
Quarter ending June 2018	1,718	
Quarter ending September 2018	1,686	↓
Quarter ending December 2018	1,644	↓
Quarter ending March 2019	1,702	↑
Quarter ending June 2019	1,736	→
Variance since June 2018	1.0%	→



ACTIVITY



Month	Adjusted Scheduled Activity (UDA)	
	2019	2020
April	223	125
May	612	537
June	818	956
July	1,054	
August	1,438	
September	1,871	
October	2,275	
November	2,643	
December	2,806	
January	3,545	
February	4,310	
March	4,811	
April	5,042	
May	5,041	
June	5,041	

QUALITY

	Quantity	Base Number	Contract	AT	Region	England
% of FP17s for the same patient ID Re-attending within 3 months - Children	13	168	7.7%	10.0%	11.9%	11.4%
% of FP17s for the same patient ID Re-attending within 3 months - Adults	21	251	8.4%	16.3%	17.2%	15.4%
% of FP17s for the same patient ID Re-attending between 3 & 9 months - Children	48	168	28.6%	50.0%	49.8%	59.8%
% of FP17s for the same patient ID Re-attending between 3 & 9 months - Adults	61	251	24.3%	38.6%	39.5%	52.1%
% of FP17s for Band 1 Urgent Courses	29	340	8.5%	11.8%	11.2%	9.2%
% of FP17s Relating to Free Repair or Replacements	4	340	1.2%	0.5%	0.5%	0.7%
% of FP17s Relating to Continuations	0	340	0.0%	0.5%	0.7%	0.8%
% of Patients satisfied with the dentistry they have received	1	1	N/A	89.8%	90.6%	93.4%
% of Patients satisfied with the time they had to wait for an appointment	1	1	N/A	84.2%	83.8%	87.6%

* This is based on patients treated on this contract for their most recent course of treatment. Figures in italics indicate the base number of FP17s or Patient Questionnaire responses are less than 100. N/A is shown where the base number of responses is less than 10 during the period. % is calculated as Quantity/Base number*100

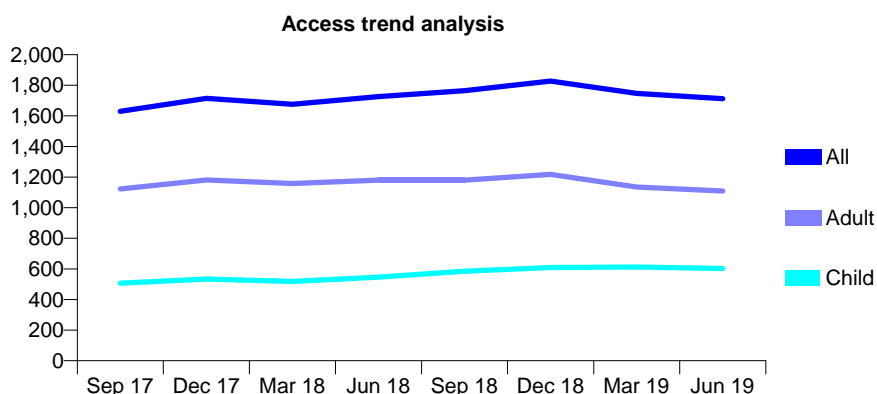
Q62 - Vital Signs At a Glance Contract Report for 345075/0001 - June 2019

Name or company name	MR S AKRAM
Contract type name	GDS Contract
Purpose of contract	General
Contract start date	25/11/2009
Contract end date	

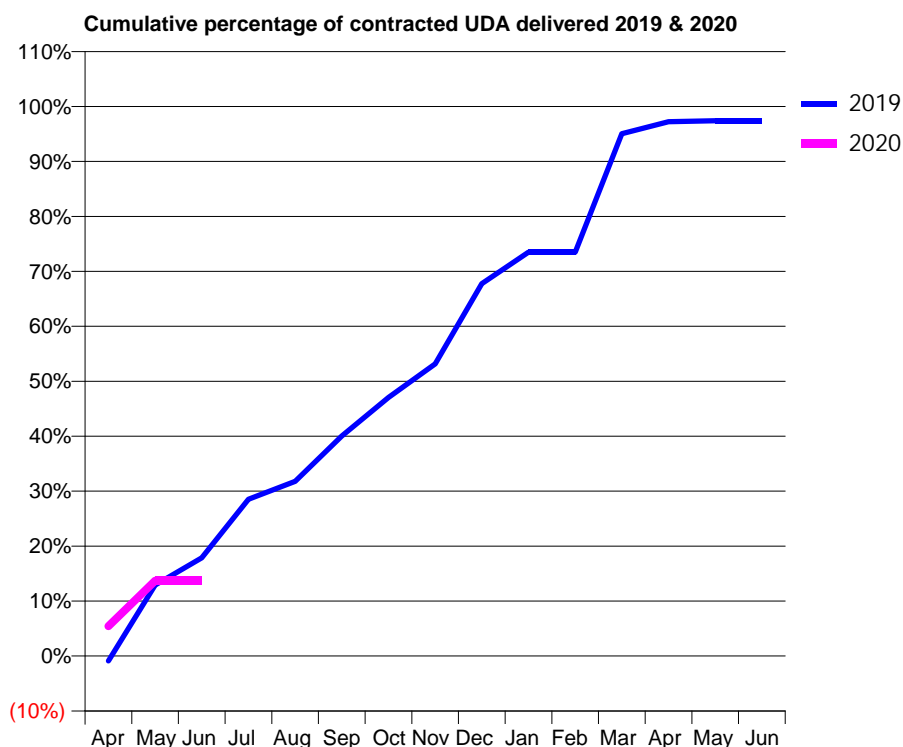
19/20 Contracted general activity (UDA)	5,048
Carry forward general activity (UDA)	0
19/20 Contracted orthodontic activity (UOA)	0
Carry forward orthodontic activity (UOA)	0
Baseline contract value	£151,687.75

ACCESS*

Patients seen in 24 months	Total	Change since previous quarter
Quarter ending June 2018	1,726	
Quarter ending September 2018	1,765	↑
Quarter ending December 2018	1,828	↑
Quarter ending March 2019	1,747	↓
Quarter ending June 2019	1,712	↓
Variance since June 2018	(0.8%)	→



ACTIVITY



Month	Adjusted Scheduled Activity (UDA)	
	2019	2020
April	-46	274
May	653	691
June	903	691
July	1,439	
August	1,605	
September	2,020	
October	2,375	
November	2,683	
December	3,419	
January	3,710	
February	3,710	
March	4,798	
April	4,908	
May	4,916	
June	4,916	

QUALITY

	Quantity	Base Number	Contract	AT	Region	England
% of FP17s for the same patient ID Re-attending within 3 months - Children	11	134	8.2%	10.0%	11.9%	11.4%
% of FP17s for the same patient ID Re-attending within 3 months - Adults	24	206	11.7%	16.3%	17.2%	15.4%
% of FP17s for the same patient ID Re-attending between 3 & 9 months - Children	72	134	53.7%	50.0%	49.8%	59.8%
% of FP17s for the same patient ID Re-attending between 3 & 9 months - Adults	69	206	33.5%	38.6%	39.5%	52.1%
% of FP17s for Band 1 Urgent Courses	22	280	7.9%	11.8%	11.2%	9.2%
% of FP17s Relating to Free Repair or Replacements	1	280	0.4%	0.5%	0.5%	0.7%
% of FP17s Relating to Continuations	0	280	0.0%	0.5%	0.7%	0.8%
% of Patients satisfied with the dentistry they have received	0	0	N/A	89.8%	90.6%	93.4%
% of Patients satisfied with the time they had to wait for an appointment	0	0	N/A	84.2%	83.8%	87.6%

* This is based on patients treated on this contract for their most recent course of treatment. Figures in italics indicate the base number of FP17s or Patient Questionnaire responses are less than 100. N/A is shown where the base number of responses is less than 10 during the period. % is calculated as Quantity/Base number*100

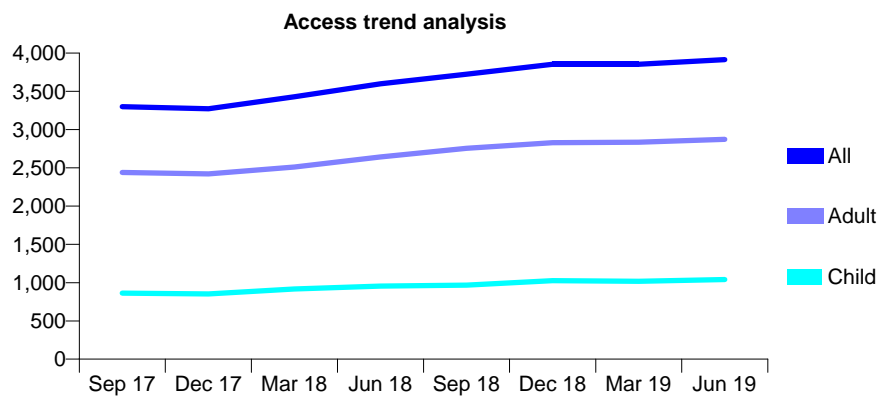
Q62 - Vital Signs At a Glance Contract Report for 352748/0001 - June 2019

Name or company name	MR DV CHAN
Contract type name	GDS Contract
Purpose of contract	General
Contract start date	01/04/2006
Contract end date	

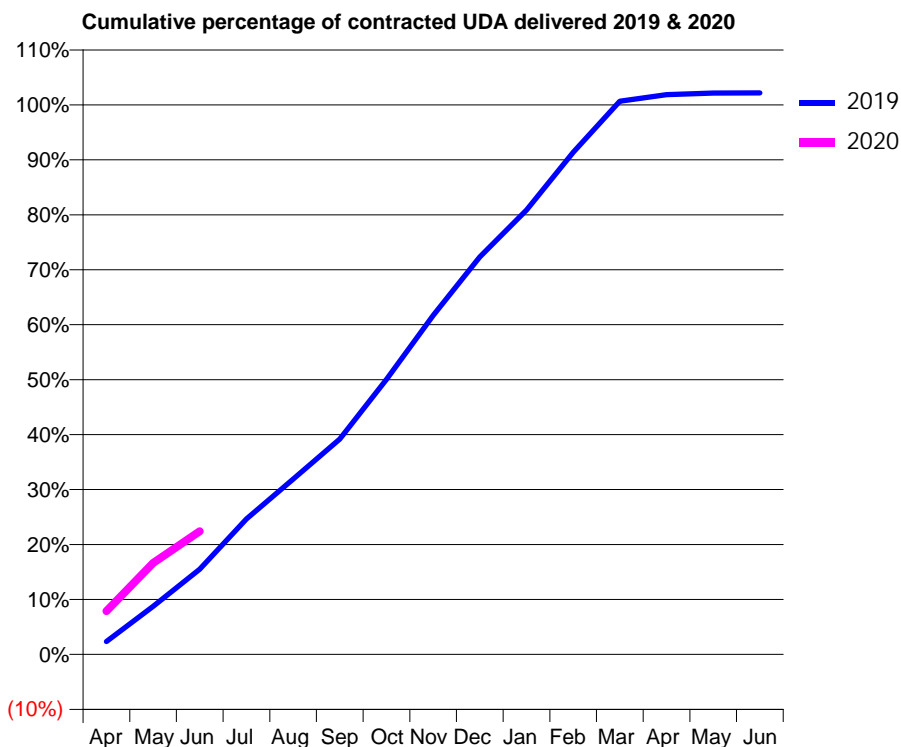
19/20 Contracted general activity (UDA)	9,078
Carry forward general activity (UDA)	0
19/20 Contracted orthodontic activity (UOA)	0
Carry forward orthodontic activity (UOA)	0
Baseline contract value	£286,573.07

ACCESS*

Patients seen in 24 months	Total	Change since previous quarter
Quarter ending June 2018	3,598	
Quarter ending September 2018	3,723	↑
Quarter ending December 2018	3,853	↑
Quarter ending March 2019	3,852	→
Quarter ending June 2019	3,913	→
Variance since June 2018	8.8%	↑



ACTIVITY



Month	2019	2020
April	214	716
May	794	1,512
June	1,408	2,035
July	2,238	
August	2,897	
September	3,557	
October	4,545	
November	5,600	
December	6,565	
January	7,340	
February	8,296	
March	9,138	
April	9,247	
May	9,274	
June	9,275	

QUALITY

	Quantity	Base Number	Contract	AT	Region	England
% of FP17s for the same patient ID Re-attending within 3 months - Children	32	401	8.0%	10.0%	11.9%	11.4%
% of FP17s for the same patient ID Re-attending within 3 months - Adults	81	787	10.3%	16.3%	17.2%	15.4%
% of FP17s for the same patient ID Re-attending between 3 & 9 months - Children	247	401	61.6%	50.0%	49.8%	59.8%
% of FP17s for the same patient ID Re-attending between 3 & 9 months - Adults	477	787	60.6%	38.6%	39.5%	52.1%
% of FP17s for Band 1 Urgent Courses	91	1,125	8.1%	11.8%	11.2%	9.2%
% of FP17s Relating to Free Repair or Replacements	7	1,125	0.6%	0.5%	0.5%	0.7%
% of FP17s Relating to Continuations	0	1,125	0.0%	0.5%	0.7%	0.8%
% of Patients satisfied with the dentistry they have received	1	1	N/A	89.8%	90.6%	93.4%
% of Patients satisfied with the time they had to wait for an appointment	1	1	N/A	84.2%	83.8%	87.6%

* This is based on patients treated on this contract for their most recent course of treatment. Figures in italics indicate the base number of FP17s or Patient Questionnaire responses are less than 100. N/A is shown where the base number of responses is less than 10 during the period. % is calculated as Quantity/Base number*100

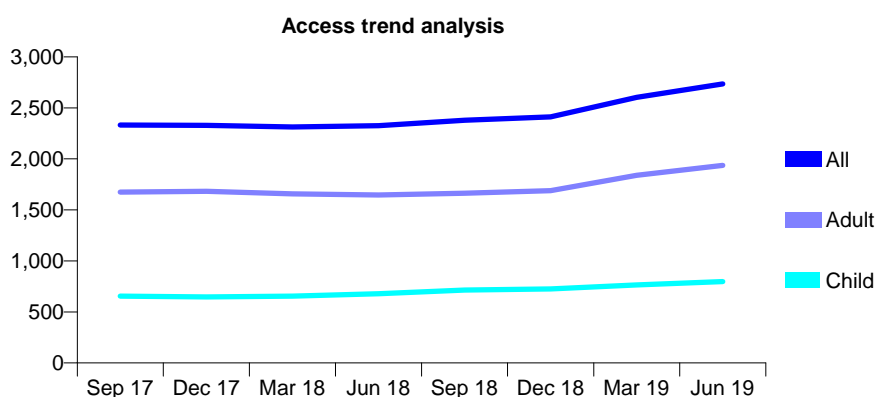
Q62 - Vital Signs At a Glance Contract Report for 353213/0003 - June 2019

Name or company name	Chiswick Dental Care Ltd
Contract type name	GDS Contract
Purpose of contract	General
Contract start date	01/04/2015
Contract end date	

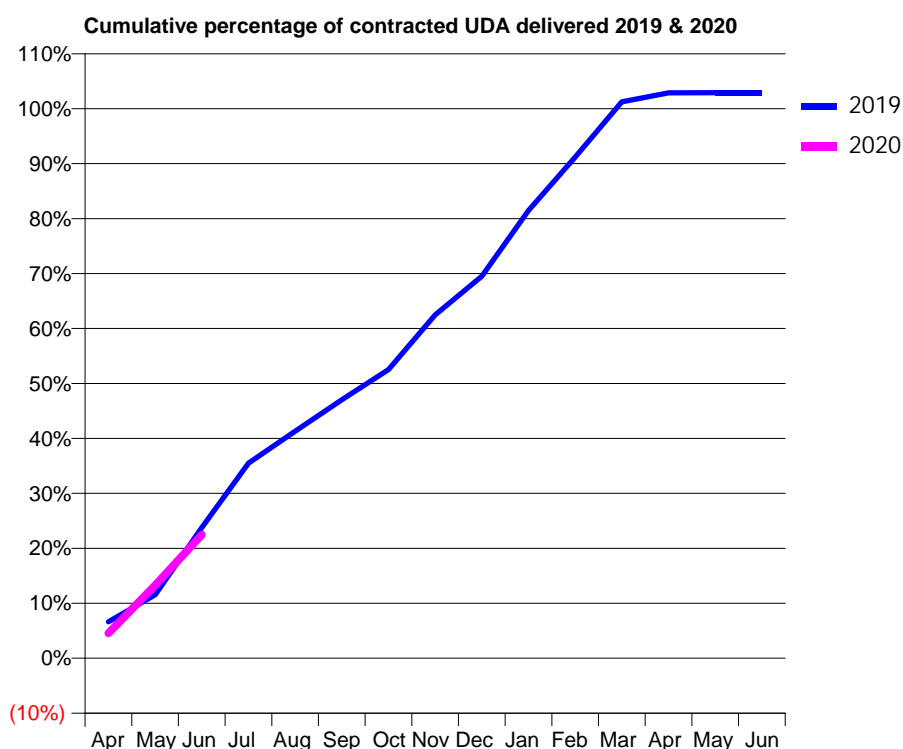
19/20 Contracted general activity (UDA)	5,500
Carry forward general activity (UDA)	0
19/20 Contracted orthodontic activity (UOA)	0
Carry forward orthodontic activity (UOA)	0
Baseline contract value	£139,222.38

ACCESS*

Patients seen in 24 months	Total	Change since previous quarter
Quarter ending June 2018	2,325	
Quarter ending September 2018	2,378	↑
Quarter ending December 2018	2,413	→
Quarter ending March 2019	2,603	↑
Quarter ending June 2019	2,735	↑
Variance since June 2018	17.6%	↑



ACTIVITY



Adjusted Scheduled Activity (UDA)		
Month	2019	2020
April	365	250
May	637	729
June	1,305	1,236
July	1,952	
August	2,273	
September	2,585	
October	2,889	
November	3,436	
December	3,822	
January	4,481	
February	5,016	
March	5,567	
April	5,659	
May	5,660	
June	5,660	

QUALITY

	Quantity	Base Number	Contract	AT	Region	England
% of FP17s for the same patient ID Re-attending within 3 months - Children	13	242	5.4%	10.0%	11.9%	11.4%
% of FP17s for the same patient ID Re-attending within 3 months - Adults	49	593	8.3%	16.3%	17.2%	15.4%
% of FP17s for the same patient ID Re-attending between 3 & 9 months - Children	118	242	48.8%	50.0%	49.8%	59.8%
% of FP17s for the same patient ID Re-attending between 3 & 9 months - Adults	257	593	43.3%	38.6%	39.5%	52.1%
% of FP17s for Band 1 Urgent Courses	30	610	4.9%	11.8%	11.2%	9.2%
% of FP17s Relating to Free Repair or Replacements	0	610	0.0%	0.5%	0.5%	0.7%
% of FP17s Relating to Continuations	3	610	0.5%	0.5%	0.7%	0.8%
% of Patients satisfied with the dentistry they have received	0	0	N/A	89.8%	90.6%	93.4%
% of Patients satisfied with the time they had to wait for an appointment	0	0	N/A	84.2%	83.8%	87.6%

* This is based on patients treated on this contract for their most recent course of treatment. Figures in italics indicate the base number of FP17s or Patient Questionnaire responses are less than 100. N/A is shown where the base number of responses is less than 10 during the period. % is calculated as Quantity/Base number*100

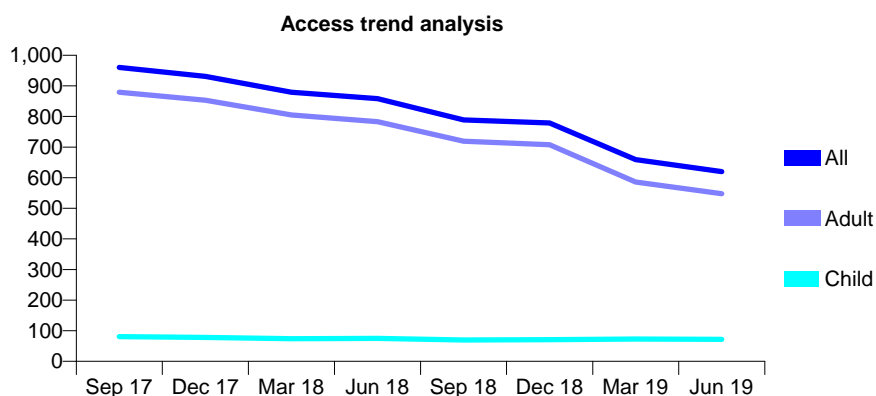
Q62 - Vital Signs At a Glance Contract Report for 355569/0002 - June 2019

Name or company name	MISS S LALANI
Contract type name	GDS Contract
Purpose of contract	General
Contract start date	09/05/2006
Contract end date	

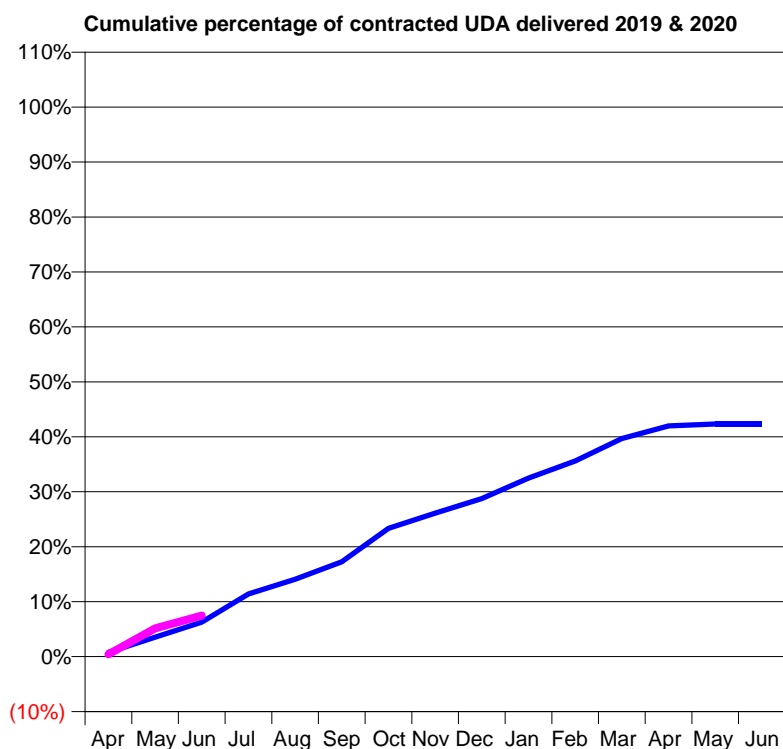
19/20 Contracted general activity (UDA)	4,500
Carry forward general activity (UDA)	0
19/20 Contracted orthodontic activity (UOA)	0
Carry forward orthodontic activity (UOA)	0
Baseline contract value	£141,709.47

ACCESS*

Patients seen in 24 months	Total	Change since previous quarter
Quarter ending June 2018	858	
Quarter ending September 2018	789	↓
Quarter ending December 2018	779	↓
Quarter ending March 2019	659	↓
Quarter ending June 2019	620	↓
Variance since June 2018	(27.7%)	↓



ACTIVITY



Month	Adjusted Scheduled Activity (UDA)	
	2019	2020
April	35	19
May	160	232
June	282	336
July	513	
August	633	
September	777	
October	1,051	
November	1,174	
December	1,294	
January	1,462	
February	1,603	
March	1,786	
April	1,889	
May	1,905	
June	1,905	

QUALITY

	Quantity	Base Number	Contract	AT	Region	England
% of FP17s for the same patient ID Re-attending within 3 months - Children	0	25	0.0%	10.0%	11.9%	11.4%
% of FP17s for the same patient ID Re-attending within 3 months - Adults	15	155	9.7%	16.3%	17.2%	15.4%
% of FP17s for the same patient ID Re-attending between 3 & 9 months - Children	10	25	40.0%	50.0%	49.8%	59.8%
% of FP17s for the same patient ID Re-attending between 3 & 9 months - Adults	72	155	46.5%	38.6%	39.5%	52.1%
% of FP17s for Band 1 Urgent Courses	11	126	8.7%	11.8%	11.2%	9.2%
% of FP17s Relating to Free Repair or Replacements	0	126	0.0%	0.5%	0.5%	0.7%
% of FP17s Relating to Continuations	0	126	0.0%	0.5%	0.7%	0.8%
% of Patients satisfied with the dentistry they have received	0	0	N/A	89.8%	90.6%	93.4%
% of Patients satisfied with the time they had to wait for an appointment	0	0	N/A	84.2%	83.8%	87.6%

* This is based on patients treated on this contract for their most recent course of treatment. Figures in italics indicate the base number of FP17s or Patient Questionnaire responses are less than 100. N/A is shown where the base number of responses is less than 10 during the period. % is calculated as Quantity/Base number*100

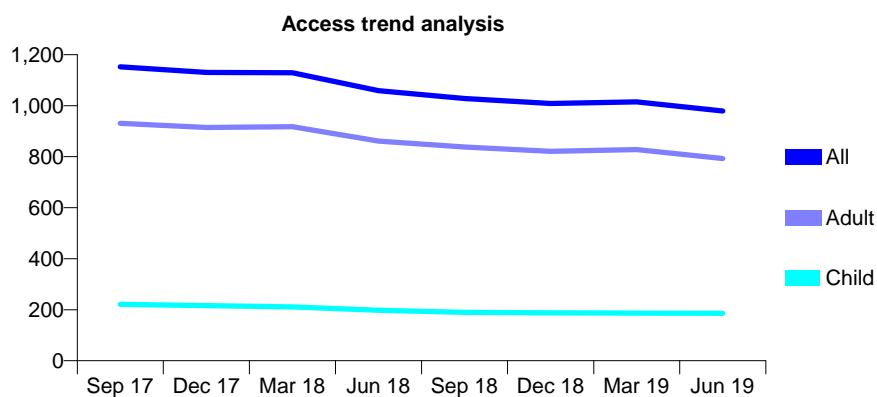
Q62 - Vital Signs At a Glance Contract Report for 358037/0001 - June 2019

Name or company name	MR MR NAJAFI
Contract type name	GDS Contract
Purpose of contract	General
Contract start date	01/04/2006
Contract end date	

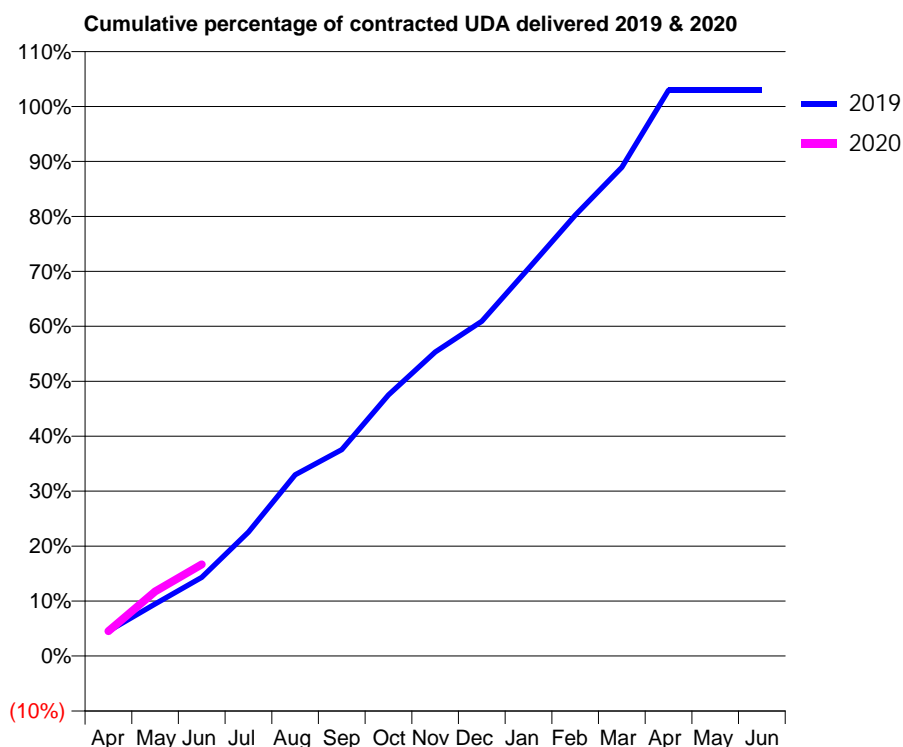
19/20 Contracted general activity (UDA)	4,196
Carry forward general activity (UDA)	0
19/20 Contracted orthodontic activity (UOA)	0
Carry forward orthodontic activity (UOA)	0
Baseline contract value	£112,687.64

ACCESS*

Patients seen in 24 months	Total	Change since previous quarter
Quarter ending June 2018	1,059	
Quarter ending September 2018	1,028	↓
Quarter ending December 2018	1,009	↓
Quarter ending March 2019	1,015	→
Quarter ending June 2019	979	↓
Variance since June 2018	(7.6%)	↓



ACTIVITY



Month	Adjusted Scheduled Activity (UDA)	
	2019	2020
April	190	190
May	397	493
June	601	700
July	946	
August	1,384	
September	1,576	
October	1,993	
November	2,321	
December	2,555	
January	2,960	
February	3,366	
March	3,731	
April	4,319	
May	4,319	
June	4,319	

QUALITY

	Quantity	Base Number	Contract	AT	Region	England
% of FP17s for the same patient ID Re-attending within 3 months - Children	2	55	3.6%	10.0%	11.9%	11.4%
% of FP17s for the same patient ID Re-attending within 3 months - Adults	37	218	17.0%	16.3%	17.2%	15.4%
% of FP17s for the same patient ID Re-attending between 3 & 9 months - Children	26	55	47.3%	50.0%	49.8%	59.8%
% of FP17s for the same patient ID Re-attending between 3 & 9 months - Adults	68	218	31.2%	38.6%	39.5%	52.1%
% of FP17s for Band 1 Urgent Courses	27	171	15.8%	11.8%	11.2%	9.2%
% of FP17s Relating to Free Repair or Replacements	1	171	0.6%	0.5%	0.5%	0.7%
% of FP17s Relating to Continuations	1	171	0.6%	0.5%	0.7%	0.8%
% of Patients satisfied with the dentistry they have received	0	0	N/A	89.8%	90.6%	93.4%
% of Patients satisfied with the time they had to wait for an appointment	0	0	N/A	84.2%	83.8%	87.6%

* This is based on patients treated on this contract for their most recent course of treatment. Figures in italics indicate the base number of FP17s or Patient Questionnaire responses are less than 100. N/A is shown where the base number of responses is less than 10 during the period. % is calculated as Quantity/Base number*100

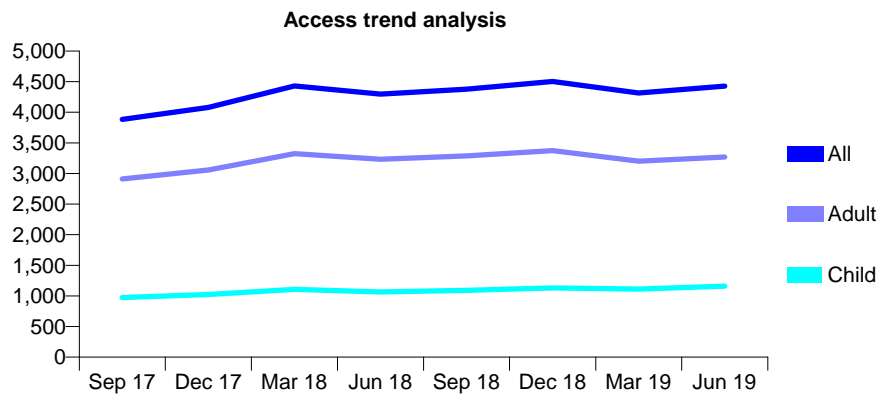
Q62 - Vital Signs At a Glance Contract Report for 359270/0001 - June 2019

Name or company name	MR AF RAI
Contract type name	GDS Contract
Purpose of contract	General
Contract start date	01/02/2009
Contract end date	

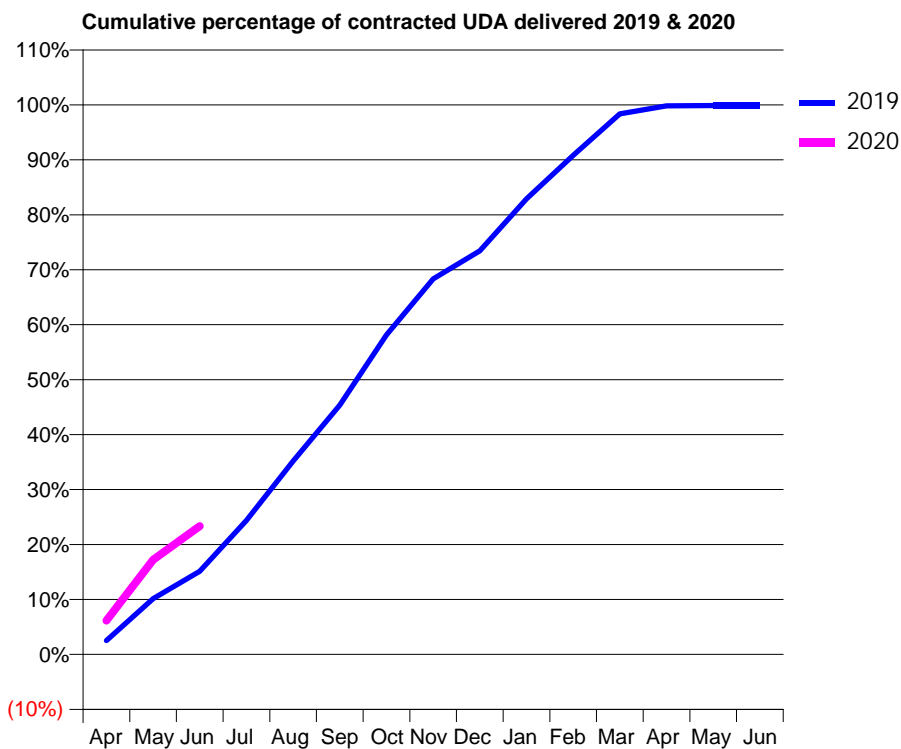
19/20 Contracted general activity (UDA)	9,679
Carry forward general activity (UDA)	0
19/20 Contracted orthodontic activity (UOA)	0
Carry forward orthodontic activity (UOA)	0
Baseline contract value	£210,636.72

ACCESS*

Patients seen in 24 months	Total	Change since previous quarter
Quarter ending June 2018	4,298	
Quarter ending September 2018	4,377	→
Quarter ending December 2018	4,505	↑
Quarter ending March 2019	4,314	↓
Quarter ending June 2019	4,429	↑
Variance since June 2018	3.0%	↑



ACTIVITY



Month	2019	2020
April	246	598
May	983	1,670
June	1,464	2,262
July	2,363	
August	3,406	
September	4,390	
October	5,628	
November	6,614	
December	7,109	
January	8,023	
February	8,791	
March	9,522	
April	9,661	
May	9,667	
June	9,667	

QUALITY

	Quantity	Base Number	Contract	AT	Region	England
% of FP17s for the same patient ID Re-attending within 3 months - Children	28	403	6.9%	10.0%	11.9%	11.4%
% of FP17s for the same patient ID Re-attending within 3 months - Adults	74	855	8.7%	16.3%	17.2%	15.4%
% of FP17s for the same patient ID Re-attending between 3 & 9 months - Children	226	403	56.1%	50.0%	49.8%	59.8%
% of FP17s for the same patient ID Re-attending between 3 & 9 months - Adults	413	855	48.3%	38.6%	39.5%	52.1%
% of FP17s for Band 1 Urgent Courses	94	1,178	8.0%	11.8%	11.2%	9.2%
% of FP17s Relating to Free Repair or Replacements	10	1,178	0.8%	0.5%	0.5%	0.7%
% of FP17s Relating to Continuations	13	1,178	1.1%	0.5%	0.7%	0.8%
% of Patients satisfied with the dentistry they have received	4	4	N/A	89.8%	90.6%	93.4%
% of Patients satisfied with the time they had to wait for an appointment	4	4	N/A	84.2%	83.8%	87.6%

* This is based on patients treated on this contract for their most recent course of treatment. Figures in italics indicate the base number of FP17s or Patient Questionnaire responses are less than 100. N/A is shown where the base number of responses is less than 10 during the period. % is calculated as Quantity/Base number*100

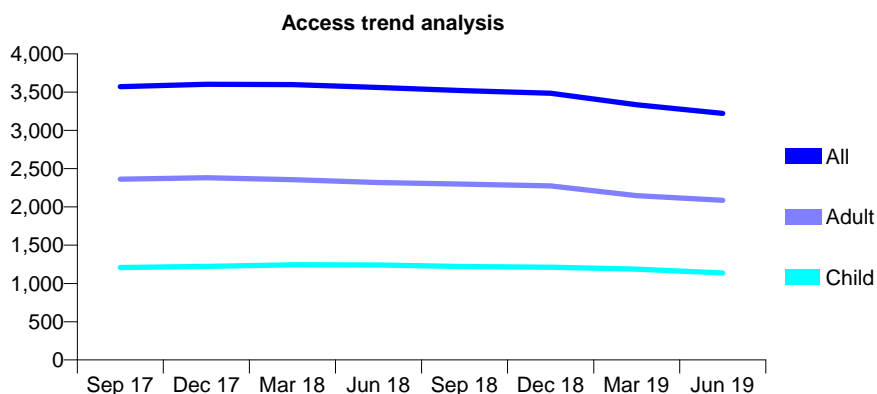
Q62 - Vital Signs At a Glance Contract Report for 359270/0007 - June 2019

Name or company name	Canberra Dental
Contract type name	GDS Contract
Purpose of contract	General
Contract start date	23/12/2009
Contract end date	

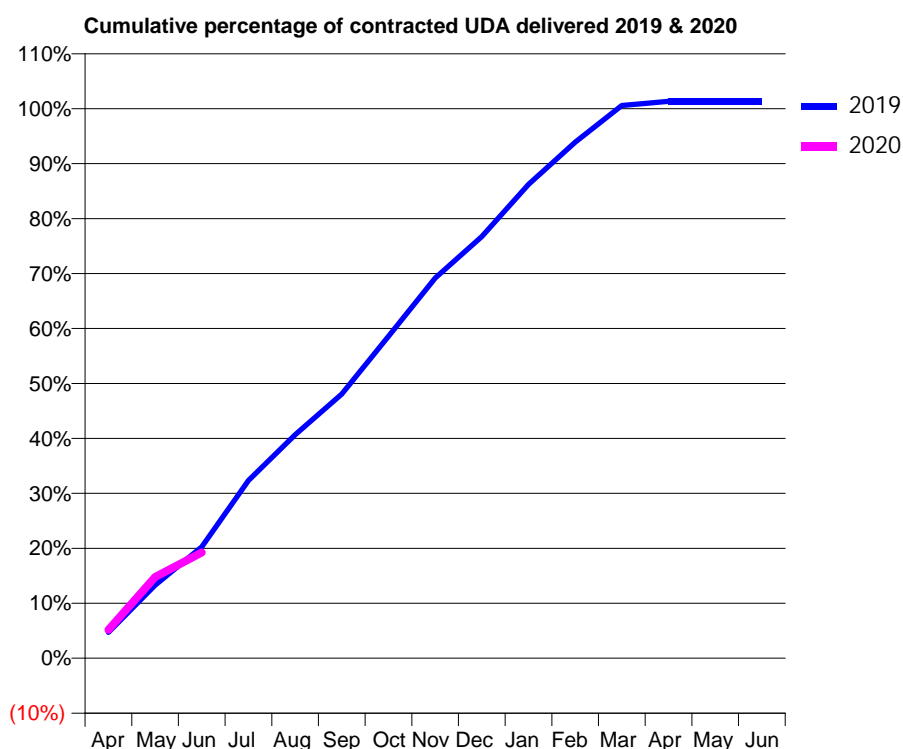
19/20 Contracted general activity (UDA)	13,096
Carry forward general activity (UDA)	0
19/20 Contracted orthodontic activity (UOA)	0
Carry forward orthodontic activity (UOA)	0
Baseline contract value	£393,601.76

ACCESS*

Patients seen in 24 months	Total	Change since previous quarter
Quarter ending June 2018	3,560	
Quarter ending September 2018	3,519	↓
Quarter ending December 2018	3,485	→
Quarter ending March 2019	3,335	↓
Quarter ending June 2019	3,222	↓
Variance since June 2018	(9.5%)	↓



ACTIVITY



Month	Adjusted Scheduled Activity (UDA)	
	2019	2020
April	616	679
May	1,743	1,937
June	2,653	2,519
July	4,234	
August	5,327	
September	6,295	
October	7,671	
November	9,059	
December	10,046	
January	11,289	
February	12,298	
March	13,170	
April	13,270	
May	13,270	
June	13,270	

QUALITY

	Quantity	Base Number	Contract	AT	Region	England
% of FP17s for the same patient ID Re-attending within 3 months - Children	22	302	7.3%	10.0%	11.9%	11.4%
% of FP17s for the same patient ID Re-attending within 3 months - Adults	60	410	14.6%	16.3%	17.2%	15.4%
% of FP17s for the same patient ID Re-attending between 3 & 9 months - Children	131	302	43.4%	50.0%	49.8%	59.8%
% of FP17s for the same patient ID Re-attending between 3 & 9 months - Adults	178	410	43.4%	38.6%	39.5%	52.1%
% of FP17s for Band 1 Urgent Courses	76	655	11.6%	11.8%	11.2%	9.2%
% of FP17s Relating to Free Repair or Replacements	8	655	1.2%	0.5%	0.5%	0.7%
% of FP17s Relating to Continuations	0	655	0.0%	0.5%	0.7%	0.8%
% of Patients satisfied with the dentistry they have received	0	1	N/A	89.8%	90.6%	93.4%
% of Patients satisfied with the time they had to wait for an appointment	1	1	N/A	84.2%	83.8%	87.6%

* This is based on patients treated on this contract for their most recent course of treatment.

Figures in italics indicate the base number of FP17s or Patient Questionnaire responses are less than 100. N/A is shown where the base number of responses is less than 10 during the period. % is calculated as Quantity/Base number*100

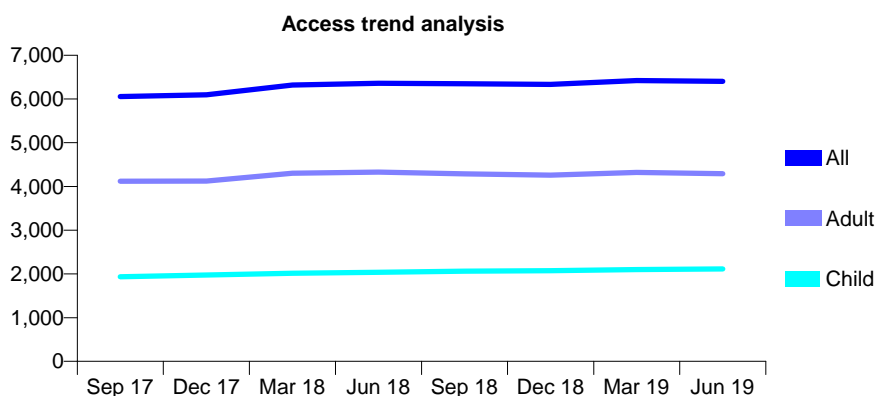
Q62 - Vital Signs At a Glance Contract Report for 359556/0001 - June 2019

Name or company name	MISS AR PATEL
Contract type name	GDS Contract
Purpose of contract	General
Contract start date	01/12/2006
Contract end date	

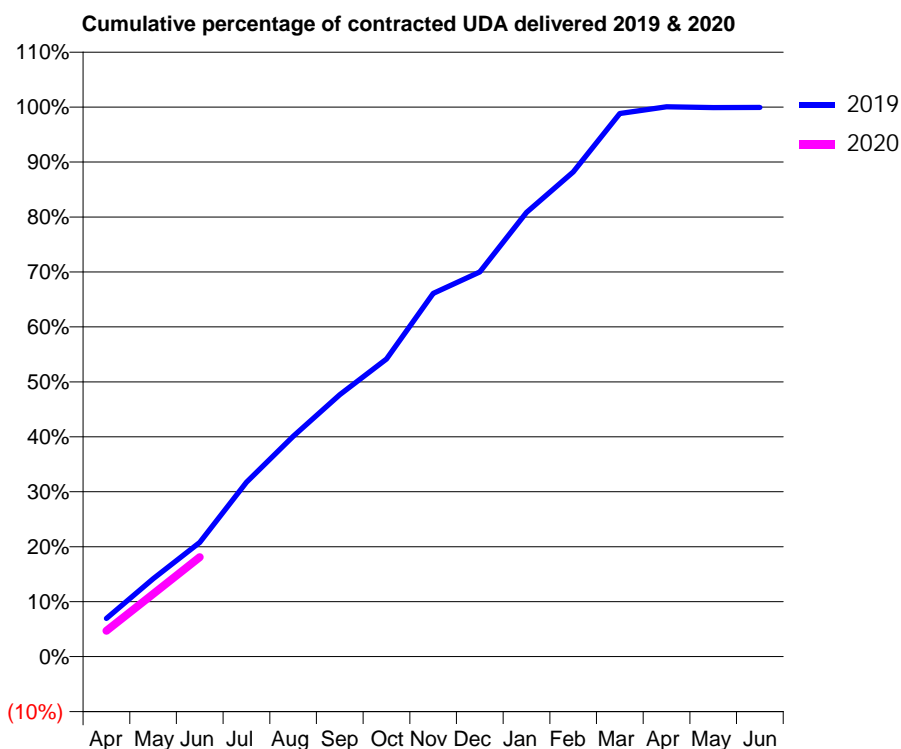
19/20 Contracted general activity (UDA)	16,625
Carry forward general activity (UDA)	0
19/20 Contracted orthodontic activity (UOA)	0
Carry forward orthodontic activity (UOA)	0
Baseline contract value	£521,843.24

ACCESS*

Patients seen in 24 months	Total	Change since previous quarter
Quarter ending June 2018	6,361	
Quarter ending September 2018	6,349	→
Quarter ending December 2018	6,333	→
Quarter ending March 2019	6,422	→
Quarter ending June 2019	6,405	→
Variance since June 2018	0.7%	→



ACTIVITY



Month	Adjusted Scheduled Activity (UDA)	
	2019	2020
April	1,154	781
May	2,356	1,896
June	3,454	3,007
July	5,275	
August	6,665	
September	7,924	
October	9,004	
November	10,986	
December	11,638	
January	13,435	
February	14,665	
March	16,430	
April	16,633	
May	16,607	
June	16,611	

QUALITY

	Quantity	Base Number	Contract	AT	Region	England
% of FP17s for the same patient ID Re-attending within 3 months - Children	53	551	9.6%	10.0%	11.9%	11.4%
% of FP17s for the same patient ID Re-attending within 3 months - Adults	102	902	11.3%	16.3%	17.2%	15.4%
% of FP17s for the same patient ID Re-attending between 3 & 9 months - Children	314	551	57.0%	50.0%	49.8%	59.8%
% of FP17s for the same patient ID Re-attending between 3 & 9 months - Adults	401	902	44.5%	38.6%	39.5%	52.1%
% of FP17s for Band 1 Urgent Courses	119	1,390	8.6%	11.8%	11.2%	9.2%
% of FP17s Relating to Free Repair or Replacements	9	1,390	0.6%	0.5%	0.5%	0.7%
% of FP17s Relating to Continuations	0	1,390	0.0%	0.5%	0.7%	0.8%
% of Patients satisfied with the dentistry they have received	0	0	N/A	89.8%	90.6%	93.4%
% of Patients satisfied with the time they had to wait for an appointment	0	0	N/A	84.2%	83.8%	87.6%

* This is based on patients treated on this contract for their most recent course of treatment. Figures in italics indicate the base number of FP17s or Patient Questionnaire responses are less than 100. N/A is shown where the base number of responses is less than 10 during the period. % is calculated as Quantity/Base number*100

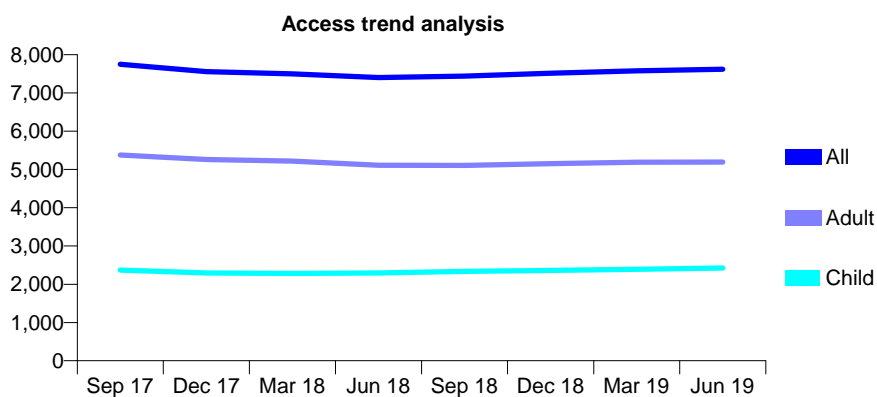
Q62 - Vital Signs At a Glance Contract Report for 359556/0002 - June 2019

Name or company name	MISS AR PATEL
Contract type name	GDS Contract
Purpose of contract	General
Contract start date	01/06/2008
Contract end date	

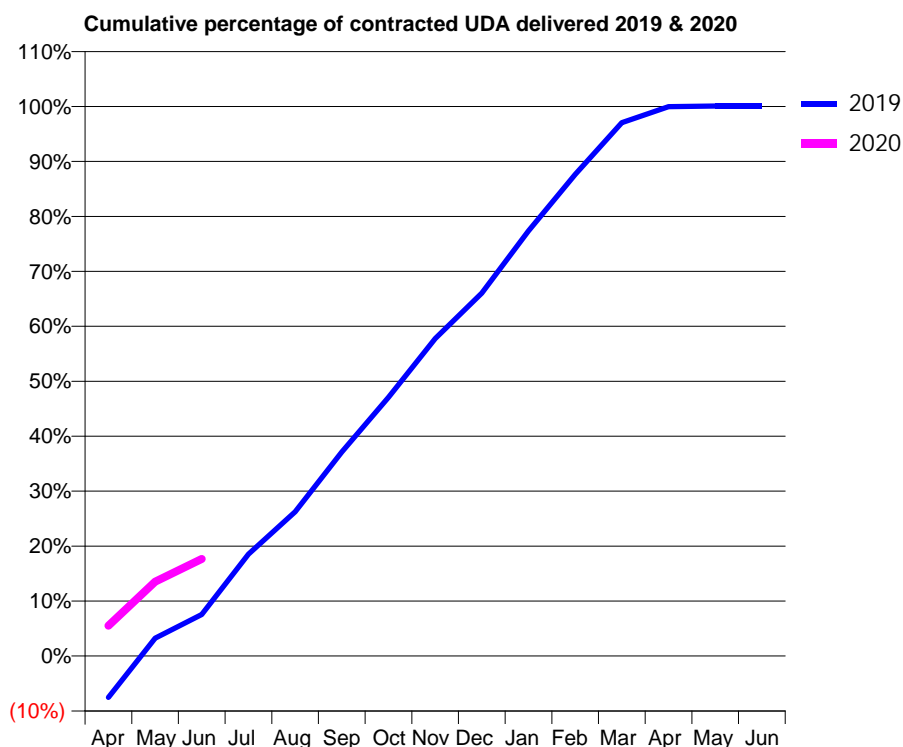
19/20 Contracted general activity (UDA)	16,568
Carry forward general activity (UDA)	0
19/20 Contracted orthodontic activity (UOA)	0
Carry forward orthodontic activity (UOA)	0
Baseline contract value	£412,680.81

ACCESS*

Patients seen in 24 months	Total	Change since previous quarter
Quarter ending June 2018	7,401	
Quarter ending September 2018	7,441	→
Quarter ending December 2018	7,513	→
Quarter ending March 2019	7,577	→
Quarter ending June 2019	7,618	→
Variance since June 2018	2.9%	↑



ACTIVITY



Month	Adjusted Scheduled Activity (UDA)	
	2019	2020
April	-1,246	917
May	541	2,241
June	1,252	2,924
July	3,070	
August	4,352	
September	6,151	
October	7,796	
November	9,570	
December	10,941	
January	12,820	
February	14,521	
March	16,079	
April	16,564	
May	16,583	
June	16,583	

QUALITY

	Quantity	Base Number	Contract	AT	Region	England
% of FP17s for the same patient ID Re-attending within 3 months - Children	37	668	5.5%	10.0%	11.9%	11.4%
% of FP17s for the same patient ID Re-attending within 3 months - Adults	87	1,070	8.1%	16.3%	17.2%	15.4%
% of FP17s for the same patient ID Re-attending between 3 & 9 months - Children	354	668	53.0%	50.0%	49.8%	59.8%
% of FP17s for the same patient ID Re-attending between 3 & 9 months - Adults	495	1,070	46.3%	38.6%	39.5%	52.1%
% of FP17s for Band 1 Urgent Courses	96	1,559	6.2%	11.8%	11.2%	9.2%
% of FP17s Relating to Free Repair or Replacements	5	1,559	0.3%	0.5%	0.5%	0.7%
% of FP17s Relating to Continuations	0	1,559	0.0%	0.5%	0.7%	0.8%
% of Patients satisfied with the dentistry they have received	5	5	N/A	89.8%	90.6%	93.4%
% of Patients satisfied with the time they had to wait for an appointment	4	5	N/A	84.2%	83.8%	87.6%

* This is based on patients treated on this contract for their most recent course of treatment. Figures in italics indicate the base number of FP17s or Patient Questionnaire responses are less than 100. N/A is shown where the base number of responses is less than 10 during the period. % is calculated as Quantity/Base number*100

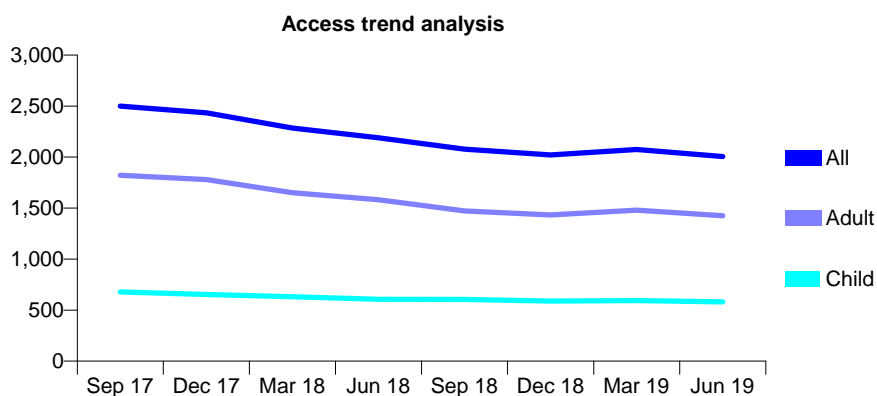
Q62 - Vital Signs At a Glance Contract Report for 363774/0001 - June 2019

Name or company name	Smile 32 Dental
Contract type name	GDS Contract
Purpose of contract	General
Contract start date	31/08/2007
Contract end date	

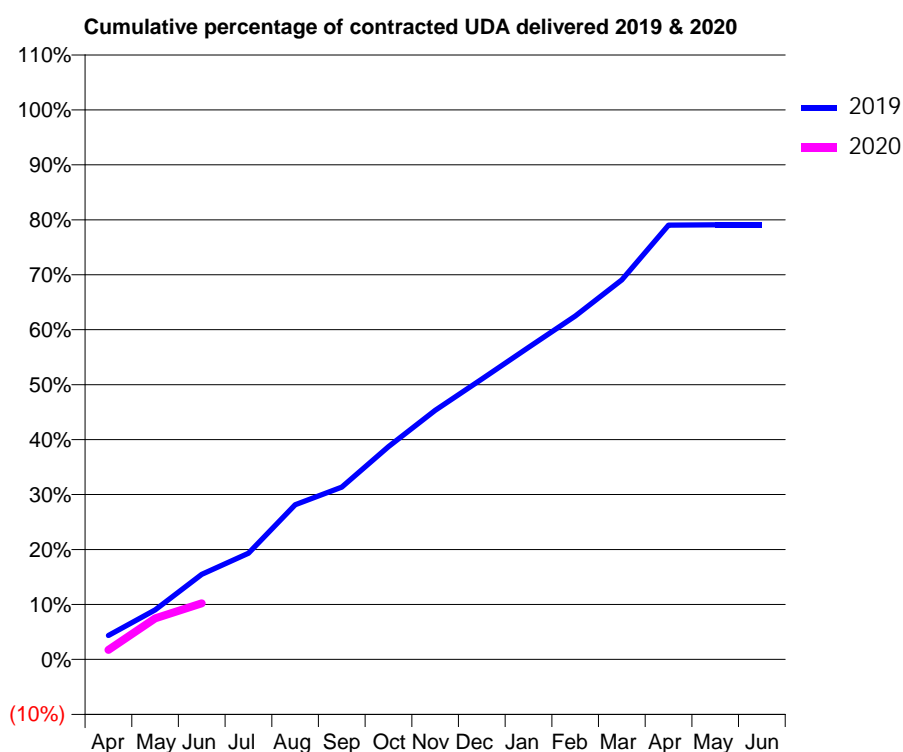
19/20 Contracted general activity (UDA)	6,846
Carry forward general activity (UDA)	0
19/20 Contracted orthodontic activity (UOA)	0
Carry forward orthodontic activity (UOA)	0
Baseline contract value	£198,193.20

ACCESS*

Patients seen in 24 months	Total	Change since previous quarter
Quarter ending June 2018	2,189	
Quarter ending September 2018	2,078	↓
Quarter ending December 2018	2,022	↓
Quarter ending March 2019	2,074	↑
Quarter ending June 2019	2,006	↓
Variance since June 2018	(8.4%)	↓



ACTIVITY



Month	2019	2020
April	299	119
May	617	512
June	1,059	699
July	1,324	
August	1,928	
September	2,145	
October	2,650	
November	3,102	
December	3,492	
January	3,886	
February	4,278	
March	4,728	
April	5,411	
May	5,414	
June	5,414	

QUALITY

	Quantity	Base Number	Contract	AT	Region	England
% of FP17s for the same patient ID Re-attending within 3 months - Children	28	220	12.7%	10.0%	11.9%	11.4%
% of FP17s for the same patient ID Re-attending within 3 months - Adults	63	470	13.4%	16.3%	17.2%	15.4%
% of FP17s for the same patient ID Re-attending between 3 & 9 months - Children	81	220	36.8%	50.0%	49.8%	59.8%
% of FP17s for the same patient ID Re-attending between 3 & 9 months - Adults	56	470	11.9%	38.6%	39.5%	52.1%
% of FP17s for Band 1 Urgent Courses	264	429	61.5%	11.8%	11.2%	9.2%
% of FP17s Relating to Free Repair or Replacements	1	429	0.2%	0.5%	0.5%	0.7%
% of FP17s Relating to Continuations	1	429	0.2%	0.5%	0.7%	0.8%
% of Patients satisfied with the dentistry they have received	1	1	N/A	89.8%	90.6%	93.4%
% of Patients satisfied with the time they had to wait for an appointment	1	1	N/A	84.2%	83.8%	87.6%

* This is based on patients treated on this contract for their most recent course of treatment. Figures in italics indicate the base number of FP17s or Patient Questionnaire responses are less than 100. N/A is shown where the base number of responses is less than 10 during the period. % is calculated as Quantity/Base number*100

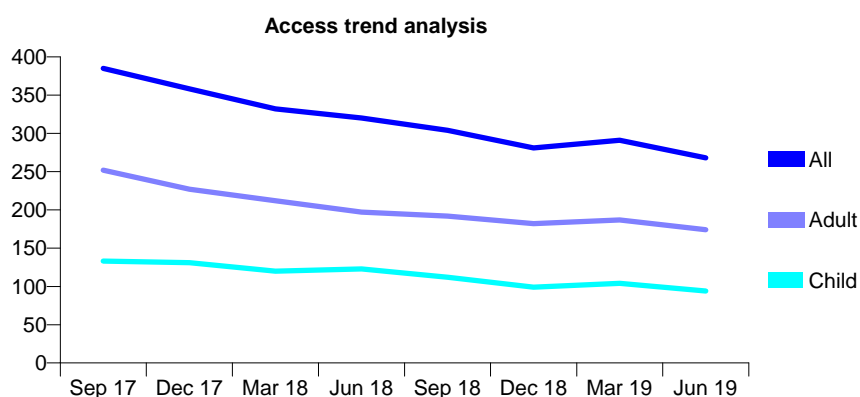
Q62 - Vital Signs At a Glance Contract Report for 364207/0001 - June 2019

Name or company name	Crystal Smile Dental Care
Contract type name	GDS Contract
Purpose of contract	General
Contract start date	01/02/2012
Contract end date	

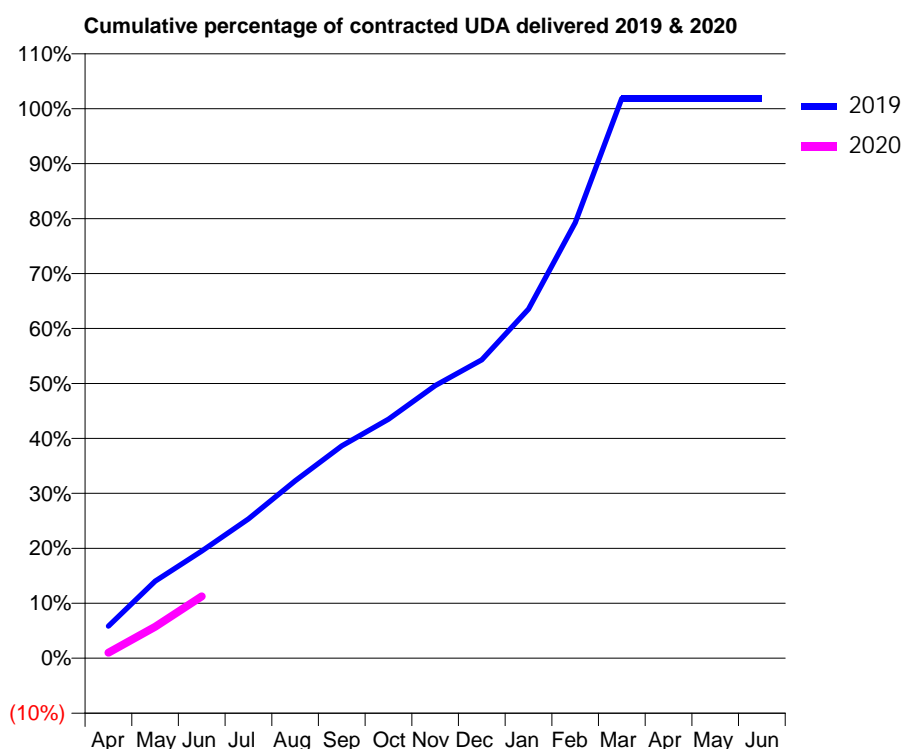
19/20 Contracted general activity (UDA)	1,911
Carry forward general activity (UDA)	0
19/20 Contracted orthodontic activity (UOA)	0
Carry forward orthodontic activity (UOA)	0
Baseline contract value	£68,373.16

ACCESS*

Patients seen in 24 months	Total	Change since previous quarter
Quarter ending June 2018	320	
Quarter ending September 2018	304	↓
Quarter ending December 2018	281	↓
Quarter ending March 2019	291	↑
Quarter ending June 2019	268	↓
Variance since June 2018	(16.3%)	↓



ACTIVITY



Adjusted Scheduled Activity (UDA)		
Month	2019	2020
April	111	19
May	268	109
June	373	215
July	484	
August	617	
September	738	
October	831	
November	948	
December	1,038	
January	1,214	
February	1,515	
March	1,947	
April	1,947	
May	1,947	
June	1,947	

QUALITY

	Quantity	Base Number	Contract	AT	Region	England
% of FP17s for the same patient ID Re-attending within 3 months - Children	4	12	33.3%	10.0%	11.9%	11.4%
% of FP17s for the same patient ID Re-attending within 3 months - Adults	21	43	48.8%	16.3%	17.2%	15.4%
% of FP17s for the same patient ID Re-attending between 3 & 9 months - Children	5	12	41.7%	50.0%	49.8%	59.8%
% of FP17s for the same patient ID Re-attending between 3 & 9 months - Adults	13	43	30.2%	38.6%	39.5%	52.1%
% of FP17s for Band 1 Urgent Courses	10	55	18.2%	11.8%	11.2%	9.2%
% of FP17s Relating to Free Repair or Replacements	0	55	0.0%	0.5%	0.5%	0.7%
% of FP17s Relating to Continuations	0	55	0.0%	0.5%	0.7%	0.8%
% of Patients satisfied with the dentistry they have received	0	0	N/A	89.8%	90.6%	93.4%
% of Patients satisfied with the time they had to wait for an appointment	0	0	N/A	84.2%	83.8%	87.6%

* This is based on patients treated on this contract for their most recent course of treatment.

Figures in italics indicate the base number of FP17s or Patient Questionnaire responses are less than 100. N/A is shown where the base number of responses is less than 10 during the period. % is calculated as Quantity/Base number*100

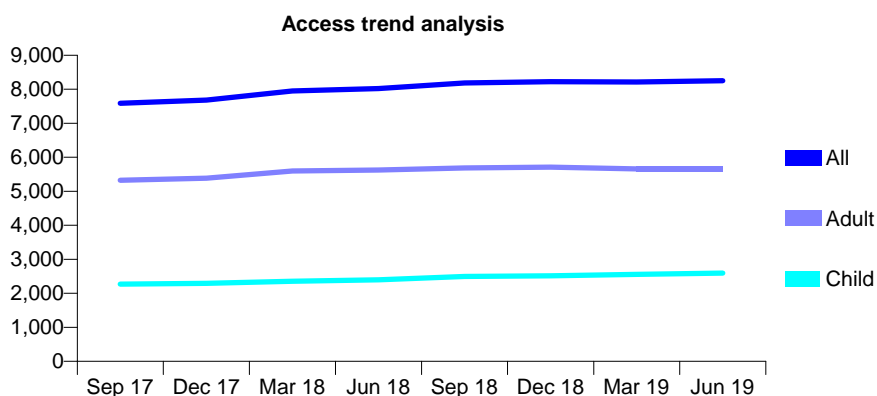
Q62 - Vital Signs At a Glance Contract Report for 381365/0002 - June 2019

Name or company name	MR P ZIDERMAN
Contract type name	GDS Contract
Purpose of contract	General
Contract start date	01/04/2006
Contract end date	

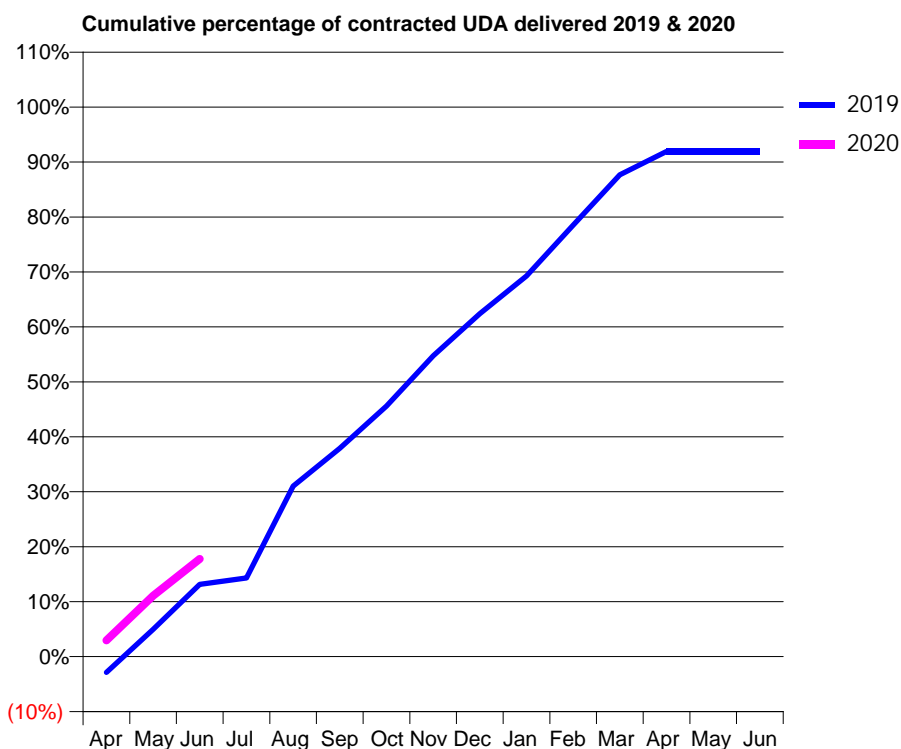
19/20 Contracted general activity (UDA)	25,594
Carry forward general activity (UDA)	0
19/20 Contracted orthodontic activity (UOA)	0
Carry forward orthodontic activity (UOA)	0
Baseline contract value	£989,402.42

ACCESS*

Patients seen in 24 months	Total	Change since previous quarter
Quarter ending June 2018	8,022	
Quarter ending September 2018	8,185	↑
Quarter ending December 2018	8,227	→
Quarter ending March 2019	8,214	→
Quarter ending June 2019	8,252	→
Variance since June 2018	2.9%	↑



ACTIVITY



Month	Adjusted Scheduled Activity (UDA)	
	2019	2020
April	-742	760
May	1,273	2,836
June	3,363	4,548
July	3,670	
August	7,939	
September	9,704	
October	11,669	
November	14,010	
December	15,973	
January	17,729	
February	20,104	
March	22,437	
April	23,533	
May	23,533	
June	23,533	

QUALITY

	Quantity	Base Number	Contract	AT	Region	England
% of FP17s for the same patient ID Re-attending within 3 months - Children	72	771	9.3%	10.0%	11.9%	11.4%
% of FP17s for the same patient ID Re-attending within 3 months - Adults	250	1,365	18.3%	16.3%	17.2%	15.4%
% of FP17s for the same patient ID Re-attending between 3 & 9 months - Children	307	771	39.8%	50.0%	49.8%	59.8%
% of FP17s for the same patient ID Re-attending between 3 & 9 months - Adults	463	1,365	33.9%	38.6%	39.5%	52.1%
% of FP17s for Band 1 Urgent Courses	282	1,822	15.5%	11.8%	11.2%	9.2%
% of FP17s Relating to Free Repair or Replacements	12	1,822	0.7%	0.5%	0.5%	0.7%
% of FP17s Relating to Continuations	9	1,822	0.5%	0.5%	0.7%	0.8%
% of Patients satisfied with the dentistry they have received	3	4	N/A	89.8%	90.6%	93.4%
% of Patients satisfied with the time they had to wait for an appointment	3	4	N/A	84.2%	83.8%	87.6%

* This is based on patients treated on this contract for their most recent course of treatment. Figures in italics indicate the base number of FP17s or Patient Questionnaire responses are less than 100. N/A is shown where the base number of responses is less than 10 during the period. % is calculated as Quantity/Base number*100

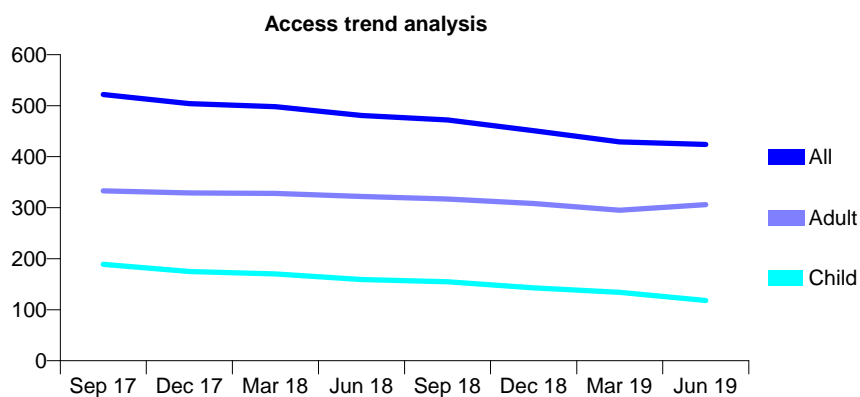
Q62 - Vital Signs At a Glance Contract Report for 385018/0001 - June 2019

Name or company name	MR RP SAINI
Contract type name	GDS Contract
Purpose of contract	General
Contract start date	01/04/2006
Contract end date	

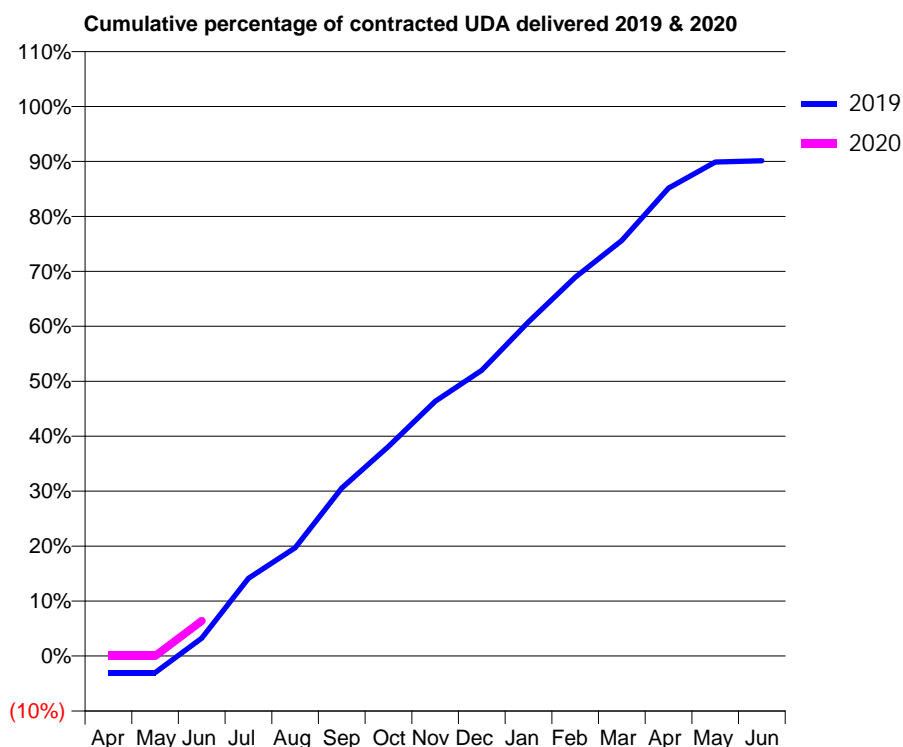
19/20 Contracted general activity (UDA)	2,500
Carry forward general activity (UDA)	0
19/20 Contracted orthodontic activity (UOA)	0
Carry forward orthodontic activity (UOA)	0
Baseline contract value	£75,203.34

ACCESS*

Patients seen in 24 months	Total	Change since previous quarter
Quarter ending June 2018	481	
Quarter ending September 2018	472	↓
Quarter ending December 2018	451	↓
Quarter ending March 2019	429	↓
Quarter ending June 2019	424	↓
Variance since June 2018	(11.9%)	↓



ACTIVITY



Month	Adjusted Scheduled Activity (UDA)	
	2019	2020
April	-76	0
May	-76	0
June	81	160
July	353	
August	493	
September	764	
October	953	
November	1,159	
December	1,300	
January	1,520	
February	1,723	
March	1,890	
April	2,129	
May	2,247	
June	2,253	

QUALITY

	Quantity	Base Number	Contract	AT	Region	England
% of FP17s for the same patient ID Re-attending within 3 months - Children	9	65	13.8%	10.0%	11.9%	11.4%
% of FP17s for the same patient ID Re-attending within 3 months - Adults	16	106	15.1%	16.3%	17.2%	15.4%
% of FP17s for the same patient ID Re-attending between 3 & 9 months - Children	43	65	66.2%	50.0%	49.8%	59.8%
% of FP17s for the same patient ID Re-attending between 3 & 9 months - Adults	57	106	53.8%	38.6%	39.5%	52.1%
% of FP17s for Band 1 Urgent Courses	0	44	0.0%	11.8%	11.2%	9.2%
% of FP17s Relating to Free Repair or Replacements	0	44	0.0%	0.5%	0.5%	0.7%
% of FP17s Relating to Continuations	0	44	0.0%	0.5%	0.7%	0.8%
% of Patients satisfied with the dentistry they have received	0	0	N/A	89.8%	90.6%	93.4%
% of Patients satisfied with the time they had to wait for an appointment	0	0	N/A	84.2%	83.8%	87.6%

* This is based on patients treated on this contract for their most recent course of treatment. Figures in italics indicate the base number of FP17s or Patient Questionnaire responses are less than 100. N/A is shown where the base number of responses is less than 10 during the period. % is calculated as Quantity/Base number*100

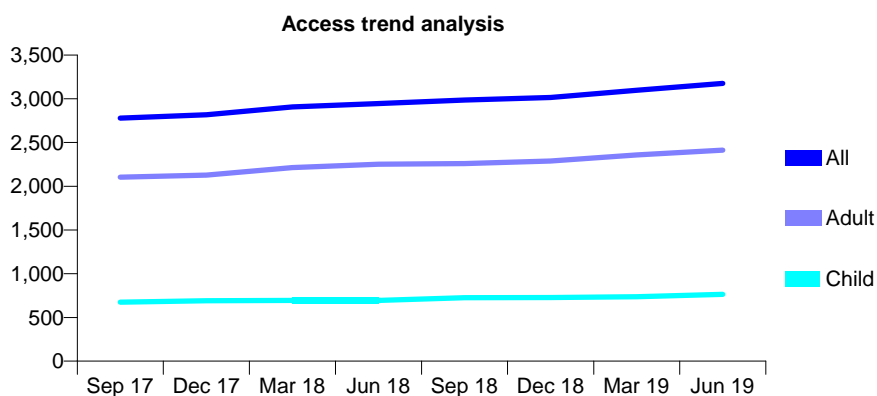
Q62 - Vital Signs At a Glance Contract Report for 393983/0002 - June 2019

Name or company name	David Saitowitz & Adib Al-Alawy
Contract type name	GDS Contract
Purpose of contract	General
Contract start date	05/01/2009
Contract end date	

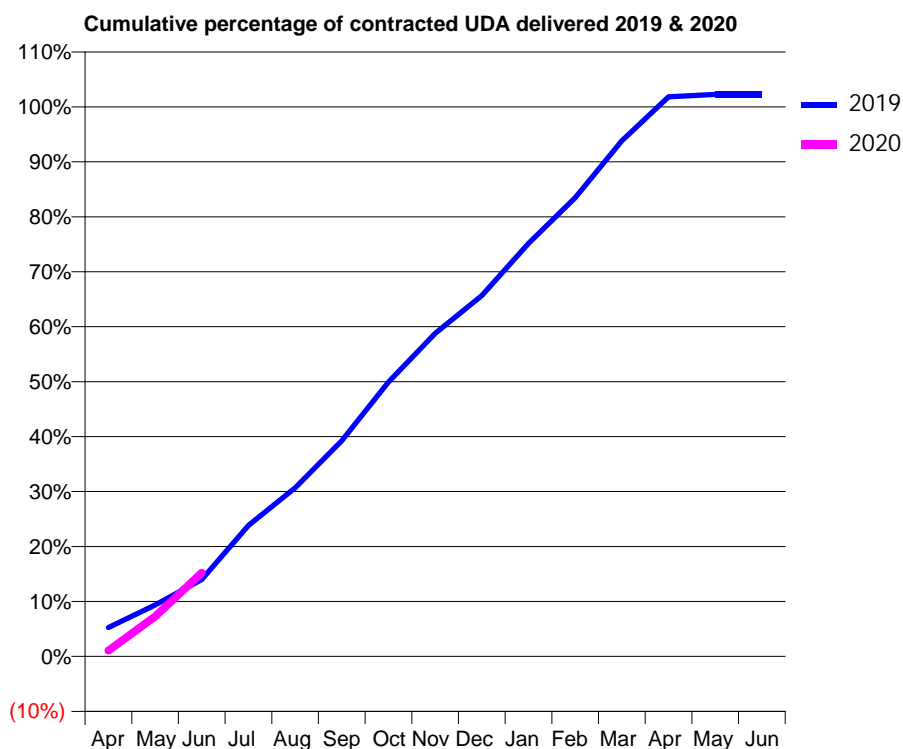
19/20 Contracted general activity (UDA)	10,991
Carry forward general activity (UDA)	0
19/20 Contracted orthodontic activity (UOA)	0
Carry forward orthodontic activity (UOA)	0
Baseline contract value	£354,136.37

ACCESS*

Patients seen in 24 months	Total	Change since previous quarter
Quarter ending June 2018	2,946	
Quarter ending September 2018	2,985	→
Quarter ending December 2018	3,016	→
Quarter ending March 2019	3,097	↑
Quarter ending June 2019	3,176	↑
Variance since June 2018	7.8%	↑



ACTIVITY



Month	2019	2020
April	576	120
May	1,031	798
June	1,537	1,675
July	2,621	
August	3,372	
September	4,314	
October	5,487	
November	6,462	
December	7,215	
January	8,260	
February	9,176	
March	10,313	
April	11,190	
May	11,238	
June	11,238	

QUALITY

	Quantity	Base Number	Contract	AT	Region	England
% of FP17s for the same patient ID Re-attending within 3 months - Children	5	187	2.7%	10.0%	11.9%	11.4%
% of FP17s for the same patient ID Re-attending within 3 months - Adults	59	537	11.0%	16.3%	17.2%	15.4%
% of FP17s for the same patient ID Re-attending between 3 & 9 months - Children	61	187	32.6%	50.0%	49.8%	59.8%
% of FP17s for the same patient ID Re-attending between 3 & 9 months - Adults	205	537	38.2%	38.6%	39.5%	52.1%
% of FP17s for Band 1 Urgent Courses	19	485	3.9%	11.8%	11.2%	9.2%
% of FP17s Relating to Free Repair or Replacements	1	485	0.2%	0.5%	0.5%	0.7%
% of FP17s Relating to Continuations	4	485	0.8%	0.5%	0.7%	0.8%
% of Patients satisfied with the dentistry they have received	3	3	N/A	89.8%	90.6%	93.4%
% of Patients satisfied with the time they had to wait for an appointment	3	3	N/A	84.2%	83.8%	87.6%

* This is based on patients treated on this contract for their most recent course of treatment. Figures in italics indicate the base number of FP17s or Patient Questionnaire responses are less than 100. N/A is shown where the base number of responses is less than 10 during the period. % is calculated as Quantity/Base number*100

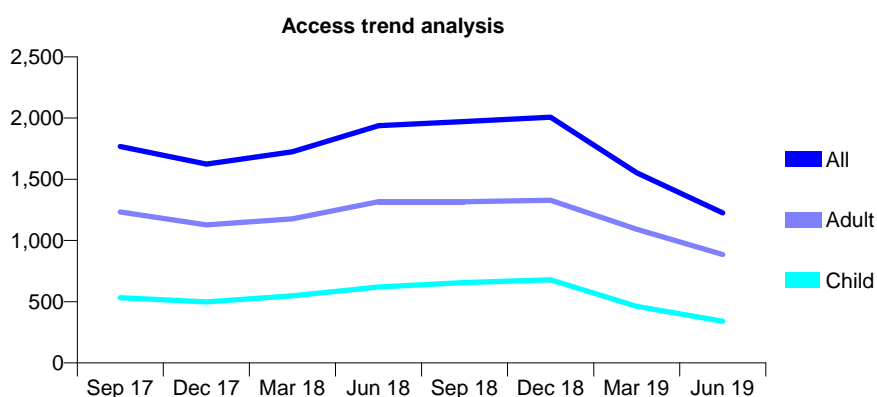
Q62 - Vital Signs At a Glance Contract Report for 395129/0001 - June 2019

Name or company name	Advance Dental Care
Contract type name	GDS Contract
Purpose of contract	General
Contract start date	01/04/2006
Contract end date	

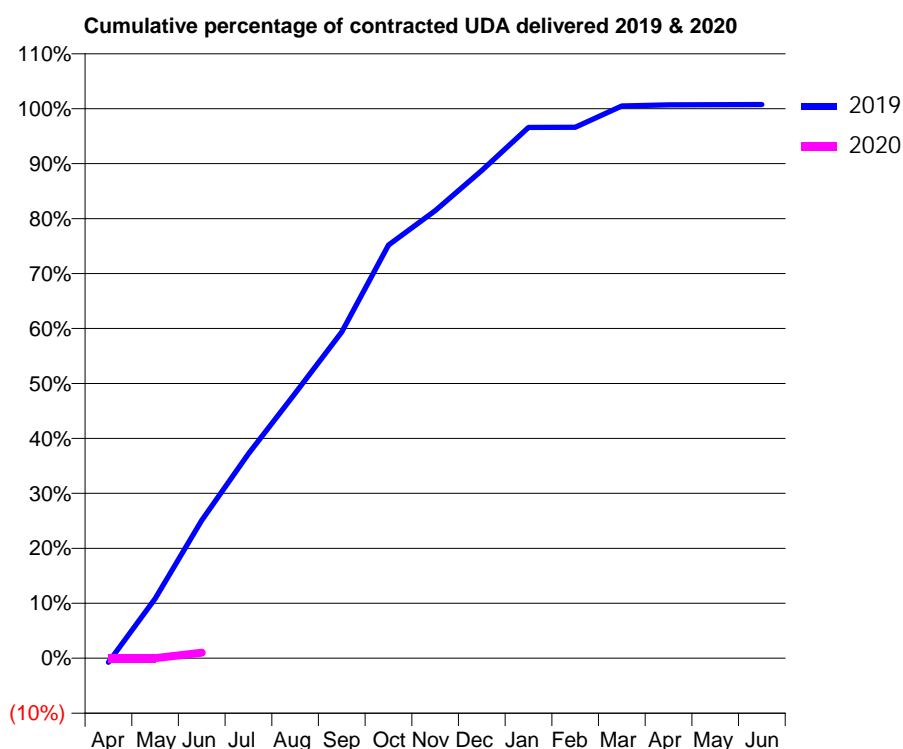
19/20 Contracted general activity (UDA)	4,825
Carry forward general activity (UDA)	0
19/20 Contracted orthodontic activity (UOA)	0
Carry forward orthodontic activity (UOA)	0
Baseline contract value	£141,327.52

ACCESS*

Patients seen in 24 months	Total	Change since previous quarter
Quarter ending June 2018	1,938	
Quarter ending September 2018	1,972	→
Quarter ending December 2018	2,007	→
Quarter ending March 2019	1,554	↓
Quarter ending June 2019	1,225	↓
Variance since June 2018	(36.8%)	↓



ACTIVITY



Month	2019	2020
April	-37	0
May	524	0
June	1,211	49
July	1,796	
August	2,326	
September	2,865	
October	3,628	
November	3,929	
December	4,283	
January	4,661	
February	4,662	
March	4,848	
April	4,858	
May	4,859	
June	4,860	

QUALITY

	Quantity	Base Number	Contract	AT	Region	England
% of FP17s for the same patient ID Re-attending within 3 months - Children	0	11	0.0%	10.0%	11.9%	11.4%
% of FP17s for the same patient ID Re-attending within 3 months - Adults	0	19	0.0%	16.3%	17.2%	15.4%
% of FP17s for the same patient ID Re-attending between 3 & 9 months - Children	3	11	27.3%	50.0%	49.8%	59.8%
% of FP17s for the same patient ID Re-attending between 3 & 9 months - Adults	4	19	21.1%	38.6%	39.5%	52.1%
% of FP17s for Band 1 Urgent Courses	3	19	15.8%	11.8%	11.2%	9.2%
% of FP17s Relating to Free Repair or Replacements	0	19	0.0%	0.5%	0.5%	0.7%
% of FP17s Relating to Continuations	0	19	0.0%	0.5%	0.7%	0.8%
% of Patients satisfied with the dentistry they have received	0	0	N/A	89.8%	90.6%	93.4%
% of Patients satisfied with the time they had to wait for an appointment	0	0	N/A	84.2%	83.8%	87.6%

* This is based on patients treated on this contract for their most recent course of treatment.

Figures in italics indicate the base number of FP17s or Patient Questionnaire responses are less than 100. N/A is shown where the base number of responses is less than 10 during the period. % is calculated as Quantity/Base number*100

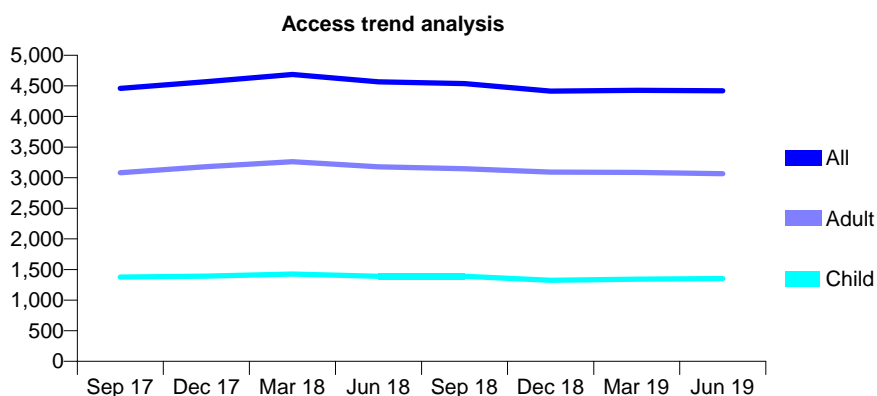
Q62 - Vital Signs At a Glance Contract Report for 395463/0001 - June 2019

Name or company name	MR AH GHAURI
Contract type name	GDS Contract
Purpose of contract	General
Contract start date	01/04/2006
Contract end date	

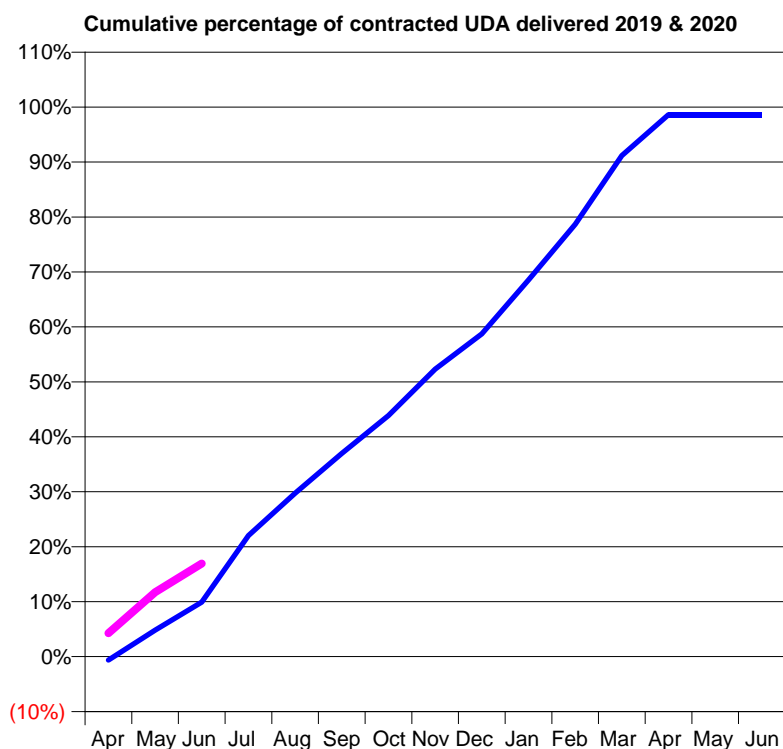
19/20 Contracted general activity (UDA)	11,256
Carry forward general activity (UDA)	0
19/20 Contracted orthodontic activity (UOA)	0
Carry forward orthodontic activity (UOA)	0
Baseline contract value	£309,170.82

ACCESS*

Patients seen in 24 months	Total	Change since previous quarter
Quarter ending June 2018	4,566	
Quarter ending September 2018	4,536	→
Quarter ending December 2018	4,416	↓
Quarter ending March 2019	4,429	→
Quarter ending June 2019	4,419	→
Variance since June 2018	(3.2%)	↓



ACTIVITY



Month	Adjusted Scheduled Activity (UDA)	
	2019	2020
April	-73	480
May	541	1,320
June	1,117	1,907
July	2,481	
August	3,350	
September	4,162	
October	4,941	
November	5,887	
December	6,612	
January	7,715	
February	8,853	
March	10,262	
April	11,100	
May	11,100	
June	11,100	

QUALITY

	Quantity	Base Number	Contract	AT	Region	England
% of FP17s for the same patient ID Re-attending within 3 months - Children	18	358	5.0%	10.0%	11.9%	11.4%
% of FP17s for the same patient ID Re-attending within 3 months - Adults	69	619	11.1%	16.3%	17.2%	15.4%
% of FP17s for the same patient ID Re-attending between 3 & 9 months - Children	120	358	33.5%	50.0%	49.8%	59.8%
% of FP17s for the same patient ID Re-attending between 3 & 9 months - Adults	119	619	19.2%	38.6%	39.5%	52.1%
% of FP17s for Band 1 Urgent Courses	94	749	12.6%	11.8%	11.2%	9.2%
% of FP17s Relating to Free Repair or Replacements	0	749	0.0%	0.5%	0.5%	0.7%
% of FP17s Relating to Continuations	1	749	0.1%	0.5%	0.7%	0.8%
% of Patients satisfied with the dentistry they have received	0	0	N/A	89.8%	90.6%	93.4%
% of Patients satisfied with the time they had to wait for an appointment	0	0	N/A	84.2%	83.8%	87.6%

* This is based on patients treated on this contract for their most recent course of treatment. Figures in italics indicate the base number of FP17s or Patient Questionnaire responses are less than 100. N/A is shown where the base number of responses is less than 10 during the period. % is calculated as Quantity/Base number*100

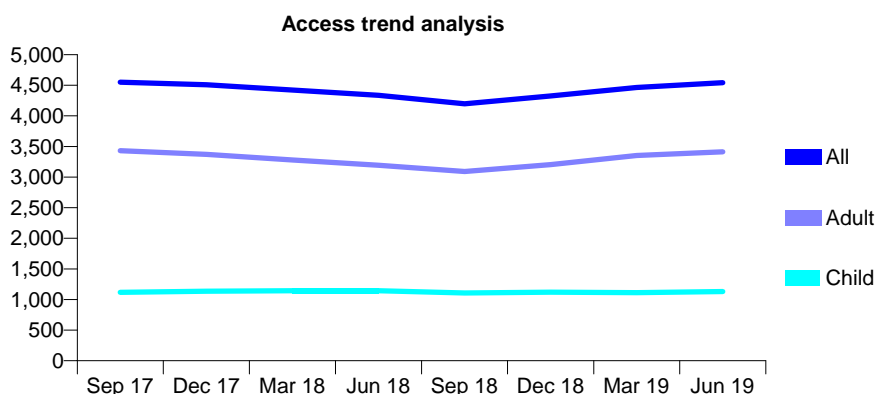
Q62 - Vital Signs At a Glance Contract Report for 395463/0002 - June 2019

Name or company name	MR AH GHOURI
Contract type name	GDS Contract
Purpose of contract	General
Contract start date	01/04/2006
Contract end date	

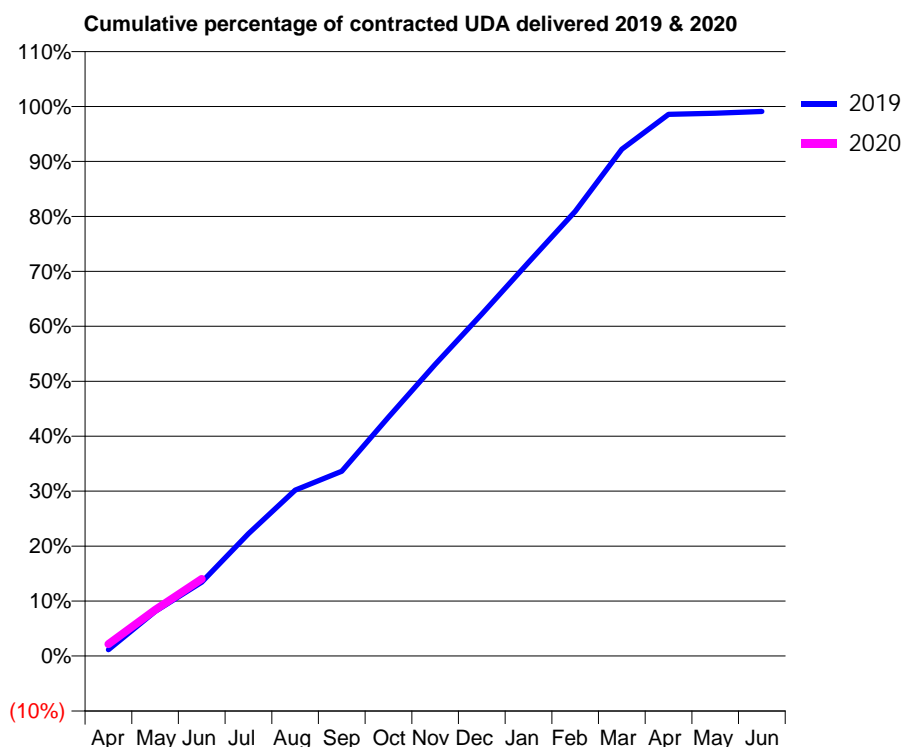
19/20 Contracted general activity (UDA)	16,269
Carry forward general activity (UDA)	0
19/20 Contracted orthodontic activity (UOA)	0
Carry forward orthodontic activity (UOA)	0
Baseline contract value	£616,641.76

ACCESS*

Patients seen in 24 months	Total	Change since previous quarter
Quarter ending June 2018	4,336	
Quarter ending September 2018	4,197	↓
Quarter ending December 2018	4,326	↑
Quarter ending March 2019	4,464	↑
Quarter ending June 2019	4,544	→
Variance since June 2018	4.8%	↑



ACTIVITY



Month	Adjusted Scheduled Activity (UDA)	
	2019	2020
April	186	352
May	1,319	1,367
June	2,184	2,285
July	3,621	
August	4,914	
September	5,470	
October	7,074	
November	8,635	
December	10,121	
January	11,653	
February	13,164	
March	14,999	
April	16,034	
May	16,071	
June	16,123	

QUALITY

	Quantity	Base Number	Contract	AT	Region	England
% of FP17s for the same patient ID Re-attending within 3 months - Children	16	304	5.3%	10.0%	11.9%	11.4%
% of FP17s for the same patient ID Re-attending within 3 months - Adults	145	713	20.3%	16.3%	17.2%	15.4%
% of FP17s for the same patient ID Re-attending between 3 & 9 months - Children	114	304	37.5%	50.0%	49.8%	59.8%
% of FP17s for the same patient ID Re-attending between 3 & 9 months - Adults	206	713	28.9%	38.6%	39.5%	52.1%
% of FP17s for Band 1 Urgent Courses	152	780	19.5%	11.8%	11.2%	9.2%
% of FP17s Relating to Free Repair or Replacements	2	780	0.3%	0.5%	0.5%	0.7%
% of FP17s Relating to Continuations	2	780	0.3%	0.5%	0.7%	0.8%
% of Patients satisfied with the dentistry they have received	5	6	N/A	89.8%	90.6%	93.4%
% of Patients satisfied with the time they had to wait for an appointment	5	6	N/A	84.2%	83.8%	87.6%

* This is based on patients treated on this contract for their most recent course of treatment. Figures in italics indicate the base number of FP17s or Patient Questionnaire responses are less than 100. N/A is shown where the base number of responses is less than 10 during the period. % is calculated as Quantity/Base number*100

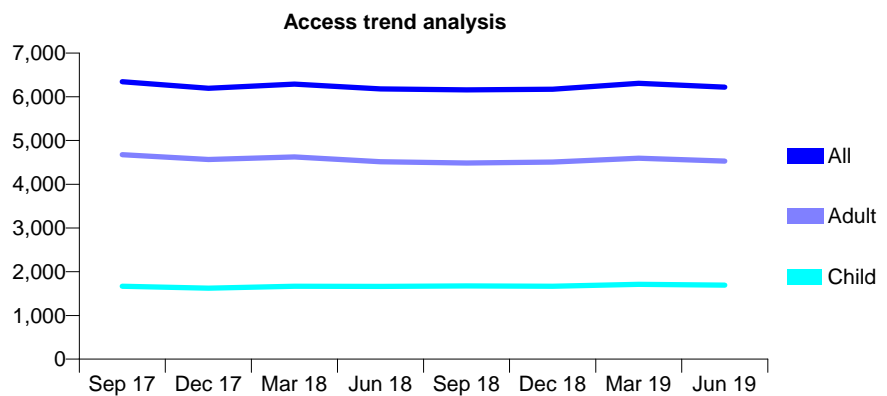
Q62 - Vital Signs At a Glance Contract Report for 395463/0004 - June 2019

Name or company name	MR AH GHOURI
Contract type name	GDS Contract
Purpose of contract	General
Contract start date	01/04/2006
Contract end date	

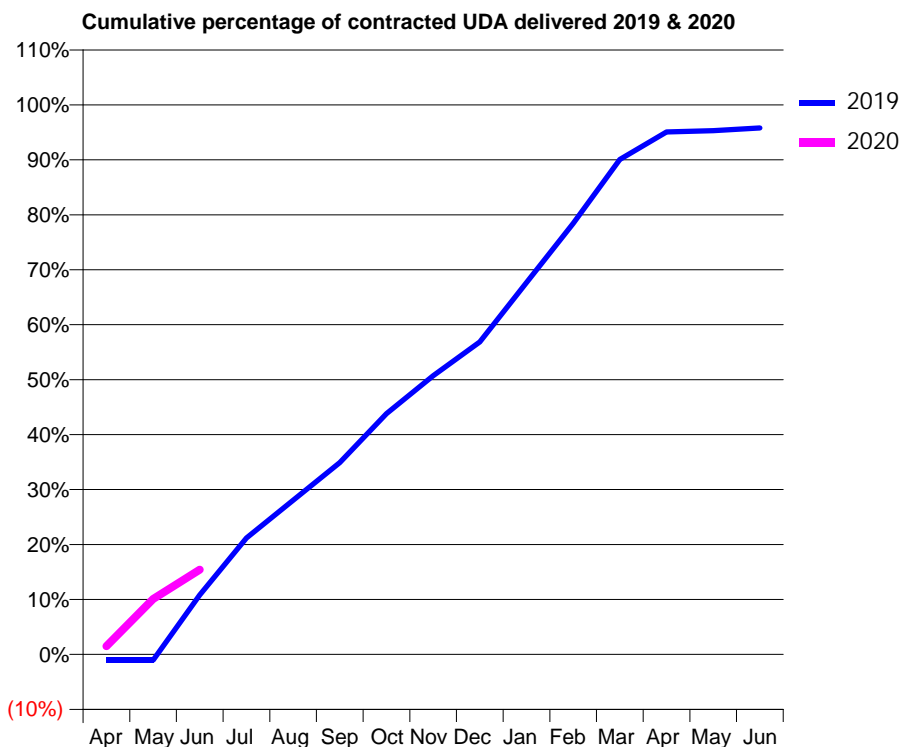
19/20 Contracted general activity (UDA)	24,669
Carry forward general activity (UDA)	0
19/20 Contracted orthodontic activity (UOA)	0
Carry forward orthodontic activity (UOA)	0
Baseline contract value	£671,441.18

ACCESS*

Patients seen in 24 months	Total	Change since previous quarter
Quarter ending June 2018	6,182	
Quarter ending September 2018	6,157	→
Quarter ending December 2018	6,172	→
Quarter ending March 2019	6,308	↑
Quarter ending June 2019	6,222	↓
Variance since June 2018	0.6%	→



ACTIVITY



Month	Adjusted Scheduled Activity (UDA)	
	2019	2020
April	-261	374
May	-261	2,486
June	2,668	3,804
July	5,231	
August	6,923	
September	8,614	
October	10,808	
November	12,513	
December	14,027	
January	16,694	
February	19,353	
March	22,216	
April	23,451	
May	23,514	
June	23,632	

QUALITY

	Quantity	Base Number	Contract	AT	Region	England
% of FP17s for the same patient ID Re-attending within 3 months - Children	43	385	11.2%	10.0%	11.9%	11.4%
% of FP17s for the same patient ID Re-attending within 3 months - Adults	178	998	17.8%	16.3%	17.2%	15.4%
% of FP17s for the same patient ID Re-attending between 3 & 9 months - Children	161	385	41.8%	50.0%	49.8%	59.8%
% of FP17s for the same patient ID Re-attending between 3 & 9 months - Adults	231	998	23.1%	38.6%	39.5%	52.1%
% of FP17s for Band 1 Urgent Courses	242	1,069	22.6%	11.8%	11.2%	9.2%
% of FP17s Relating to Free Repair or Replacements	2	1,069	0.2%	0.5%	0.5%	0.7%
% of FP17s Relating to Continuations	3	1,069	0.3%	0.5%	0.7%	0.8%
% of Patients satisfied with the dentistry they have received	5	6	N/A	89.8%	90.6%	93.4%
% of Patients satisfied with the time they had to wait for an appointment	6	6	N/A	84.2%	83.8%	87.6%

* This is based on patients treated on this contract for their most recent course of treatment. Figures in italics indicate the base number of FP17s or Patient Questionnaire responses are less than 100. N/A is shown where the base number of responses is less than 10 during the period. % is calculated as Quantity/Base number*100

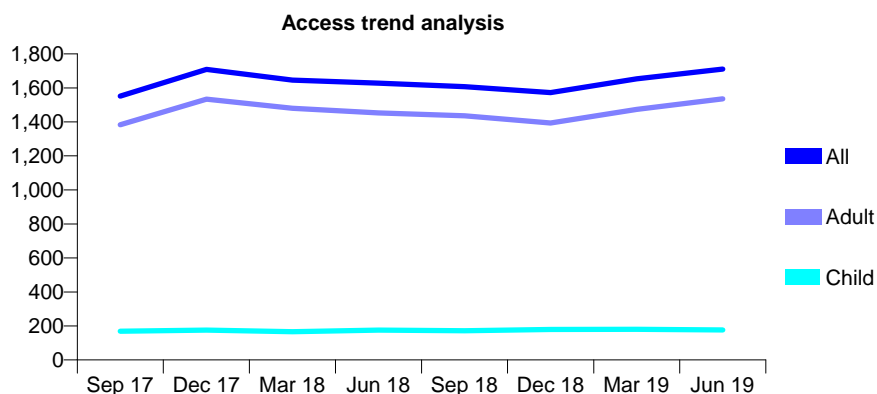
Q62 - Vital Signs At a Glance Contract Report for 395463/0006 - June 2019

Name or company name	MR AH GHAURI
Contract type name	GDS Contract
Purpose of contract	General
Contract start date	01/04/2006
Contract end date	

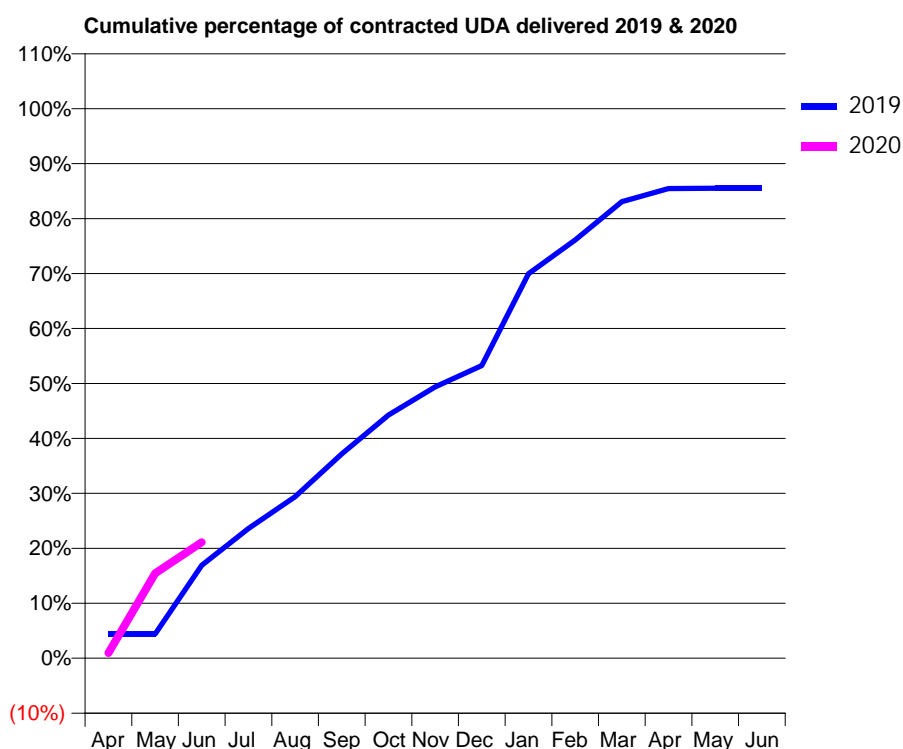
19/20 Contracted general activity (UDA)	3,000
Carry forward general activity (UDA)	0
19/20 Contracted orthodontic activity (UOA)	0
Carry forward orthodontic activity (UOA)	0
Baseline contract value	£121,852.96

ACCESS*

Patients seen in 24 months	Total	Change since previous quarter
Quarter ending June 2018	1,628	
Quarter ending September 2018	1,607	↓
Quarter ending December 2018	1,572	↓
Quarter ending March 2019	1,653	↑
Quarter ending June 2019	1,711	↑
Variance since June 2018	5.1%	↑



ACTIVITY



Month	2019	2020
April	133	29
May	133	464
June	507	633
July	708	
August	882	
September	1,115	
October	1,328	
November	1,481	
December	1,598	
January	2,099	
February	2,283	
March	2,492	
April	2,564	
May	2,565	
June	2,565	

QUALITY

	Quantity	Base Number	Contract	AT	Region	England
% of FP17s for the same patient ID Re-attending within 3 months - Children	1	97	1.0%	10.0%	11.9%	11.4%
% of FP17s for the same patient ID Re-attending within 3 months - Adults	5	492	1.0%	16.3%	17.2%	15.4%
% of FP17s for the same patient ID Re-attending between 3 & 9 months - Children	0	97	0.0%	50.0%	49.8%	59.8%
% of FP17s for the same patient ID Re-attending between 3 & 9 months - Adults	4	492	0.8%	38.6%	39.5%	52.1%
% of FP17s for Band 1 Urgent Courses	524	528	99.2%	11.8%	11.2%	9.2%
% of FP17s Relating to Free Repair or Replacements	0	528	0.0%	0.5%	0.5%	0.7%
% of FP17s Relating to Continuations	0	528	0.0%	0.5%	0.7%	0.8%
% of Patients satisfied with the dentistry they have received	0	0	N/A	89.8%	90.6%	93.4%
% of Patients satisfied with the time they had to wait for an appointment	0	0	N/A	84.2%	83.8%	87.6%

* This is based on patients treated on this contract for their most recent course of treatment.

Figures in italics indicate the base number of FP17s or Patient Questionnaire responses are less than 100. N/A is shown where the base number of responses is less than 10 during the period. % is calculated as Quantity/Base number*100

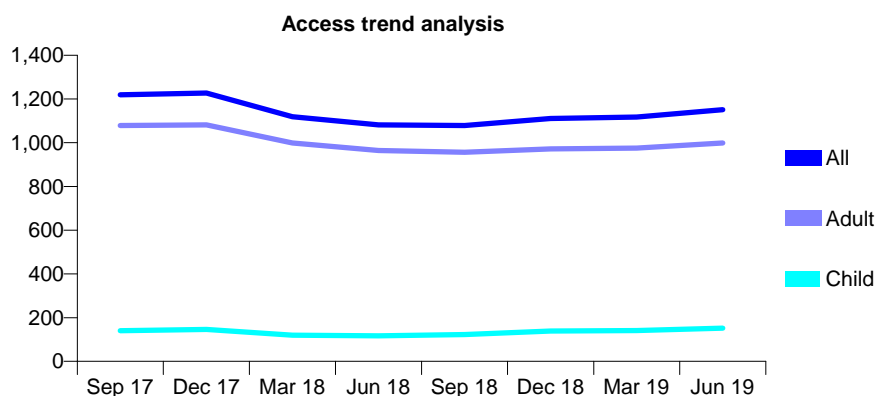
Q62 - Vital Signs At a Glance Contract Report for 395463/0007 - June 2019

Name or company name	MR AH GHAURI
Contract type name	GDS Contract
Purpose of contract	General
Contract start date	01/01/2007
Contract end date	

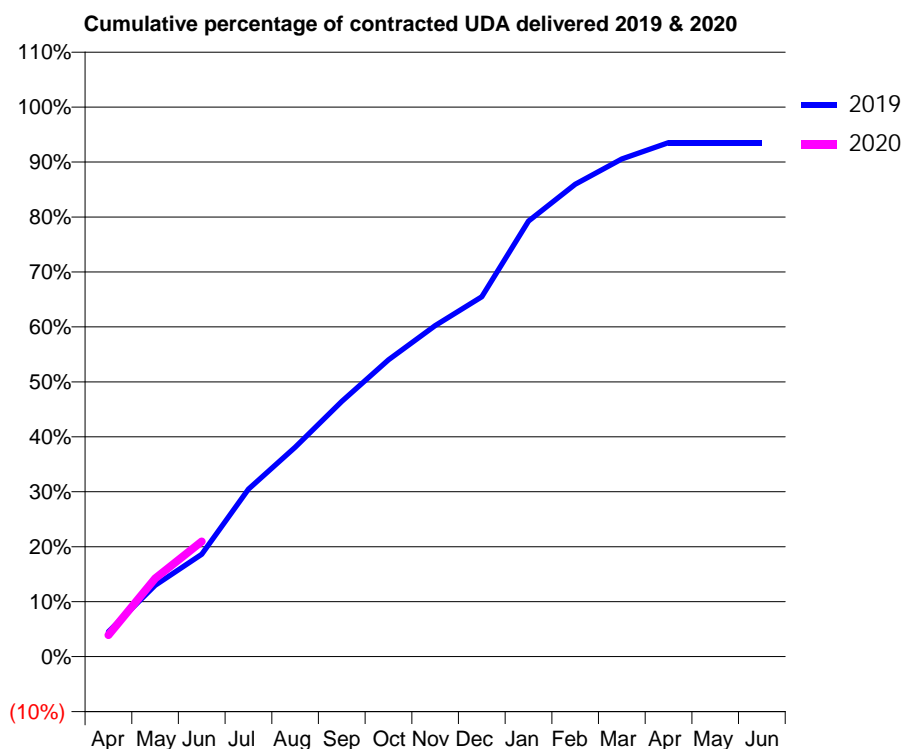
19/20 Contracted general activity (UDA)	2,200
Carry forward general activity (UDA)	0
19/20 Contracted orthodontic activity (UOA)	0
Carry forward orthodontic activity (UOA)	0
Baseline contract value	£88,989.58

ACCESS*

Patients seen in 24 months	Total	Change since previous quarter
Quarter ending June 2018	1,081	
Quarter ending September 2018	1,079	→
Quarter ending December 2018	1,111	↑
Quarter ending March 2019	1,117	→
Quarter ending June 2019	1,151	↑
Variance since June 2018	6.5%	↑



ACTIVITY



Month	Adjusted Scheduled Activity (UDA)	
	2019	2020
April	100	86
May	285	313
June	410	461
July	670	
August	838	
September	1,022	
October	1,188	
November	1,325	
December	1,440	
January	1,744	
February	1,891	
March	1,992	
April	2,058	
May	2,058	
June	2,058	

QUALITY

	Quantity	Base Number	Contract	AT	Region	England
% of FP17s for the same patient ID Re-attending within 3 months - Children	0	80	0.0%	10.0%	11.9%	11.4%
% of FP17s for the same patient ID Re-attending within 3 months - Adults	4	362	1.1%	16.3%	17.2%	15.4%
% of FP17s for the same patient ID Re-attending between 3 & 9 months - Children	0	80	0.0%	50.0%	49.8%	59.8%
% of FP17s for the same patient ID Re-attending between 3 & 9 months - Adults	6	362	1.7%	38.6%	39.5%	52.1%
% of FP17s for Band 1 Urgent Courses	384	384	100.0%	11.8%	11.2%	9.2%
% of FP17s Relating to Free Repair or Replacements	0	384	0.0%	0.5%	0.5%	0.7%
% of FP17s Relating to Continuations	0	384	0.0%	0.5%	0.7%	0.8%
% of Patients satisfied with the dentistry they have received	0	0	N/A	89.8%	90.6%	93.4%
% of Patients satisfied with the time they had to wait for an appointment	0	0	N/A	84.2%	83.8%	87.6%

* This is based on patients treated on this contract for their most recent course of treatment. Figures in italics indicate the base number of FP17s or Patient Questionnaire responses are less than 100. N/A is shown where the base number of responses is less than 10 during the period. % is calculated as Quantity/Base number*100

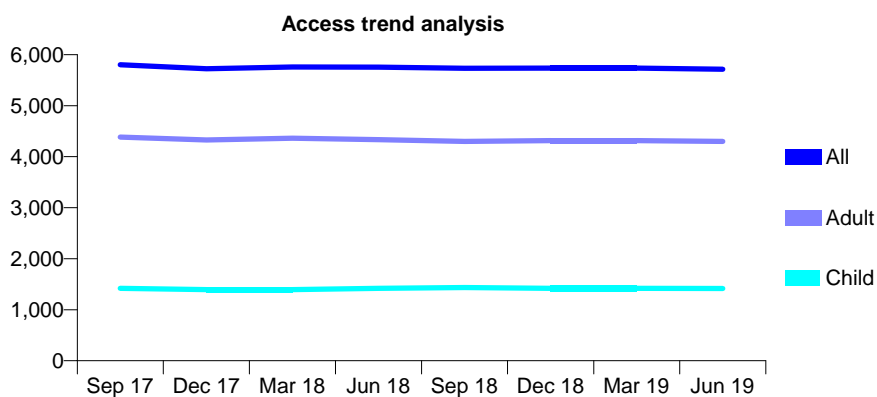
Q62 - Vital Signs At a Glance Contract Report for 555843/0001 - June 2019

Name or company name	Cohen Dental Partnership
Contract type name	GDS Contract
Purpose of contract	General
Contract start date	01/04/2006
Contract end date	

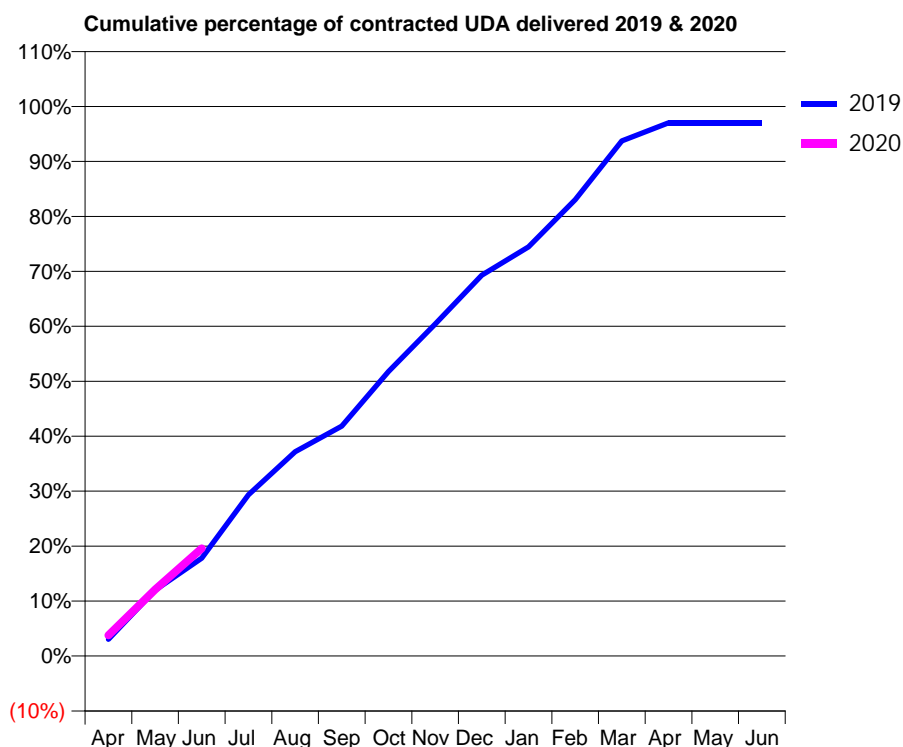
19/20 Contracted general activity (UDA)	13,083
Carry forward general activity (UDA)	0
19/20 Contracted orthodontic activity (UOA)	0
Carry forward orthodontic activity (UOA)	0
Baseline contract value	£355,797.90

ACCESS*

Patients seen in 24 months	Total	Change since previous quarter
Quarter ending June 2018	5,755	
Quarter ending September 2018	5,734	→
Quarter ending December 2018	5,736	→
Quarter ending March 2019	5,737	→
Quarter ending June 2019	5,715	→
Variance since June 2018	(0.7%)	→



ACTIVITY



Month	Adjusted Scheduled Activity (UDA)	
	2019	2020
April	400	495
May	1,570	1,582
June	2,332	2,565
July	3,840	
August	4,864	
September	5,472	
October	6,775	
November	7,904	
December	9,066	
January	9,743	
February	10,864	
March	12,262	
April	12,695	
May	12,695	
June	12,695	

QUALITY

	Quantity	Base Number	Contract	AT	Region	England
% of FP17s for the same patient ID Re-attending within 3 months - Children	42	502	8.4%	10.0%	11.9%	11.4%
% of FP17s for the same patient ID Re-attending within 3 months - Adults	171	1,355	12.6%	16.3%	17.2%	15.4%
% of FP17s for the same patient ID Re-attending between 3 & 9 months - Children	299	502	59.6%	50.0%	49.8%	59.8%
% of FP17s for the same patient ID Re-attending between 3 & 9 months - Adults	810	1,355	59.8%	38.6%	39.5%	52.1%
% of FP17s for Band 1 Urgent Courses	151	1,630	9.3%	11.8%	11.2%	9.2%
% of FP17s Relating to Free Repair or Replacements	4	1,630	0.2%	0.5%	0.5%	0.7%
% of FP17s Relating to Continuations	32	1,630	2.0%	0.5%	0.7%	0.8%
% of Patients satisfied with the dentistry they have received	4	4	N/A	89.8%	90.6%	93.4%
% of Patients satisfied with the time they had to wait for an appointment	4	4	N/A	84.2%	83.8%	87.6%

* This is based on patients treated on this contract for their most recent course of treatment. Figures in italics indicate the base number of FP17s or Patient Questionnaire responses are less than 100. N/A is shown where the base number of responses is less than 10 during the period. % is calculated as Quantity/Base number*100

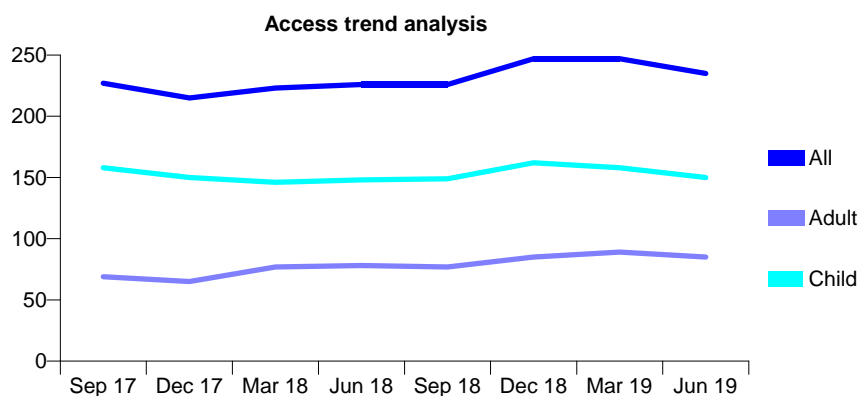
Q62 - Vital Signs At a Glance Contract Report for 558044/0003 - June 2019

Name or company name	Ravi Ganatra
Contract type name	GDS Contract
Purpose of contract	General
Contract start date	08/06/2007
Contract end date	

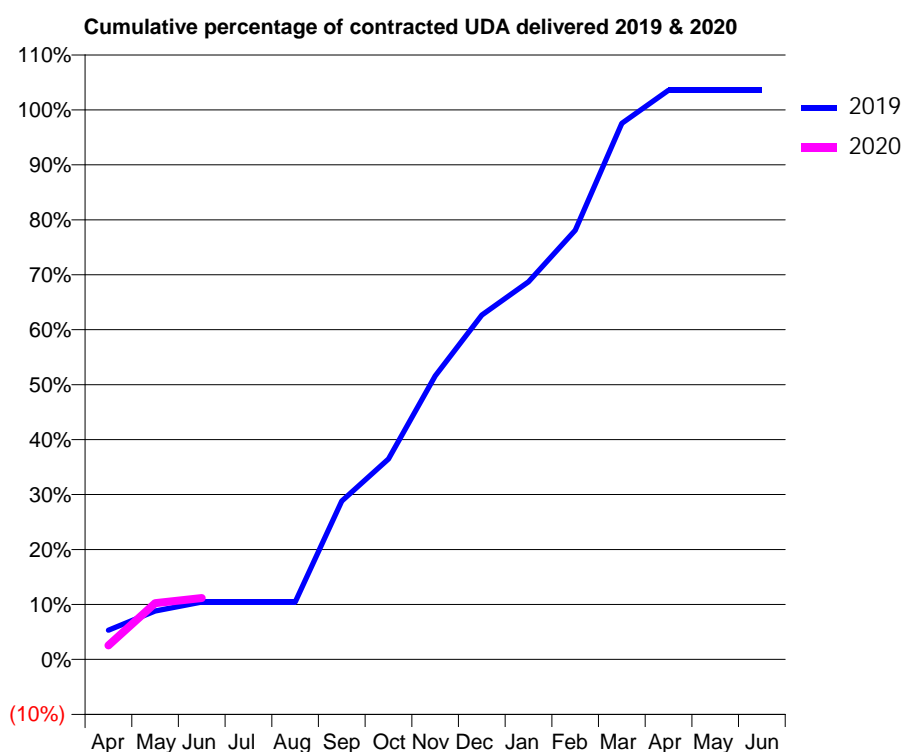
19/20 Contracted general activity (UDA)	431
Carry forward general activity (UDA)	0
19/20 Contracted orthodontic activity (UOA)	0
Carry forward orthodontic activity (UOA)	0
Baseline contract value	£9,932.72

ACCESS*

Patients seen in 24 months	Total	Change since previous quarter
Quarter ending June 2018	226	
Quarter ending September 2018	226	→
Quarter ending December 2018	247	↑
Quarter ending March 2019	247	→
Quarter ending June 2019	235	↓
Variance since June 2018	4.0%	↑



ACTIVITY



Adjusted Scheduled Activity (UDA)		
Month	2019	2020
April	23	11
May	38	44
June	45	48
July	45	
August	45	
September	124	
October	157	
November	222	
December	270	
January	296	
February	337	
March	420	
April	446	
May	446	
June	446	

QUALITY

	Quantity	Base Number	Contract	AT	Region	England
% of FP17s for the same patient ID Re-attending within 3 months - Children	2	38	5.3%	10.0%	11.9%	11.4%
% of FP17s for the same patient ID Re-attending within 3 months - Adults	0	13	0.0%	16.3%	17.2%	15.4%
% of FP17s for the same patient ID Re-attending between 3 & 9 months - Children	32	38	84.2%	50.0%	49.8%	59.8%
% of FP17s for the same patient ID Re-attending between 3 & 9 months - Adults	9	13	69.2%	38.6%	39.5%	52.1%
% of FP17s for Band 1 Urgent Courses	1	40	2.5%	11.8%	11.2%	9.2%
% of FP17s Relating to Free Repair or Replacements	0	40	0.0%	0.5%	0.5%	0.7%
% of FP17s Relating to Continuations	0	40	0.0%	0.5%	0.7%	0.8%
% of Patients satisfied with the dentistry they have received	0	0	N/A	89.8%	90.6%	93.4%
% of Patients satisfied with the time they had to wait for an appointment	0	0	N/A	84.2%	83.8%	87.6%

* This is based on patients treated on this contract for their most recent course of treatment. Figures in italics indicate the base number of FP17s or Patient Questionnaire responses are less than 100. N/A is shown where the base number of responses is less than 10 during the period. % is calculated as Quantity/Base number*100

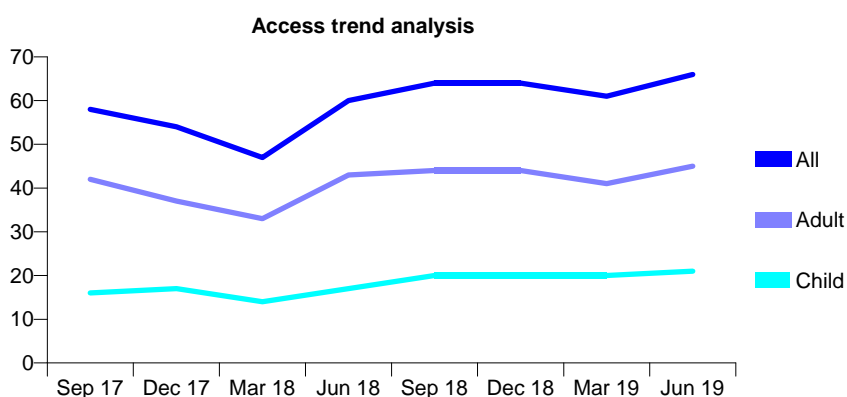
Q62 - Vital Signs At a Glance Contract Report for 558834/0002 - June 2019

Name or company name	MR SG RADIA
Contract type name	GDS Contract
Purpose of contract	General
Contract start date	22/04/2010
Contract end date	

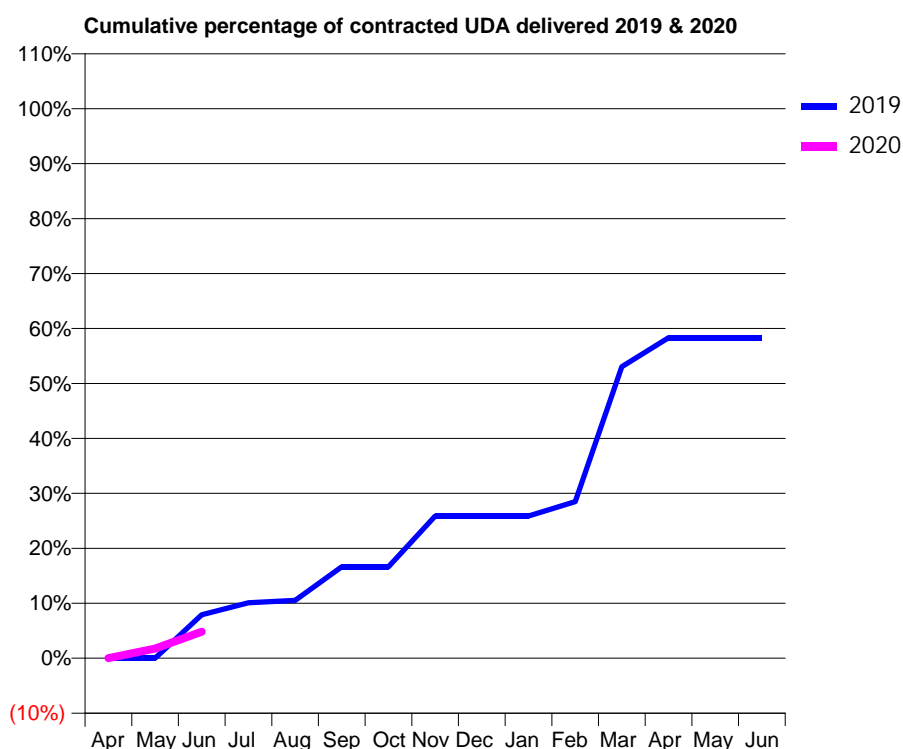
19/20 Contracted general activity (UDA)	228
Carry forward general activity (UDA)	0
19/20 Contracted orthodontic activity (UOA)	0
Carry forward orthodontic activity (UOA)	0
Baseline contract value	£6,395.14

ACCESS*

Patients seen in 24 months	Total	Change since previous quarter
Quarter ending June 2018	60	
Quarter ending September 2018	64	↑
Quarter ending December 2018	64	→
Quarter ending March 2019	61	↓
Quarter ending June 2019	66	↑
Variance since June 2018	10.0%	↑



ACTIVITY



Month	Adjusted Scheduled Activity (UDA)	
	2019	2020
April	0	0
May	0	4
June	18	11
July	23	
August	24	
September	38	
October	38	
November	59	
December	59	
January	59	
February	65	
March	121	
April	133	
May	133	
June	133	

QUALITY

	Quantity	Base Number	Contract	AT	Region	England
% of FP17s for the same patient ID Re-attending within 3 months - Children	0	6	0.0%	10.0%	11.9%	11.4%
% of FP17s for the same patient ID Re-attending within 3 months - Adults	2	10	20.0%	16.3%	17.2%	15.4%
% of FP17s for the same patient ID Re-attending between 3 & 9 months - Children	2	6	33.3%	50.0%	49.8%	59.8%
% of FP17s for the same patient ID Re-attending between 3 & 9 months - Adults	1	10	10.0%	38.6%	39.5%	52.1%
% of FP17s for Band 1 Urgent Courses	0	7	0.0%	11.8%	11.2%	9.2%
% of FP17s Relating to Free Repair or Replacements	0	7	0.0%	0.5%	0.5%	0.7%
% of FP17s Relating to Continuations	0	7	0.0%	0.5%	0.7%	0.8%
% of Patients satisfied with the dentistry they have received	0	0	N/A	89.8%	90.6%	93.4%
% of Patients satisfied with the time they had to wait for an appointment	0	0	N/A	84.2%	83.8%	87.6%

* This is based on patients treated on this contract for their most recent course of treatment.

Figures in italics indicate the base number of FP17s or Patient Questionnaire responses are less than 100. N/A is shown where the base number of responses is less than 10 during the period. % is calculated as Quantity/Base number*100

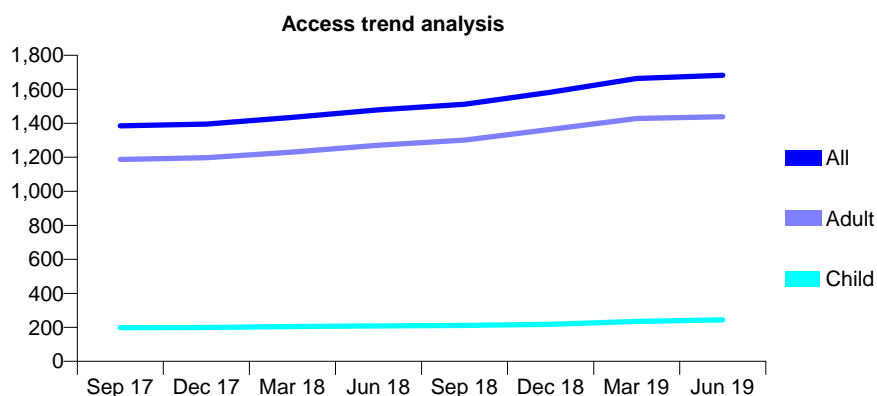
Q62 - Vital Signs At a Glance Contract Report for 559741/0002 - June 2019

Name or company name	R Dattani
Contract type name	GDS Contract
Purpose of contract	General
Contract start date	01/08/2006
Contract end date	

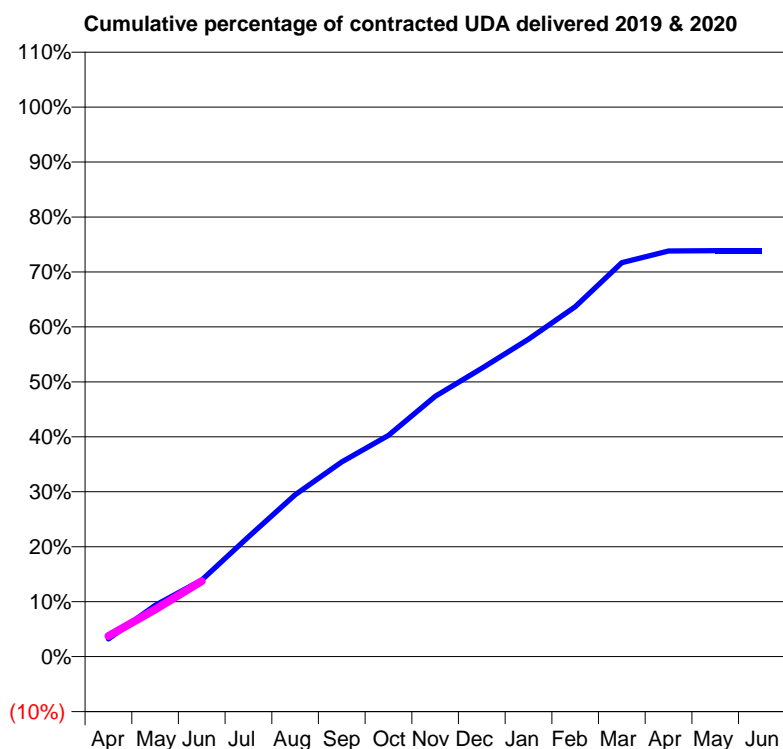
19/20 Contracted general activity (UDA)	4,829
Carry forward general activity (UDA)	0
19/20 Contracted orthodontic activity (UOA)	0
Carry forward orthodontic activity (UOA)	0
Baseline contract value	£128,987.66

ACCESS*

Patients seen in 24 months	Total	Change since previous quarter
Quarter ending June 2018	1,479	
Quarter ending September 2018	1,512	↑
Quarter ending December 2018	1,582	↑
Quarter ending March 2019	1,663	↑
Quarter ending June 2019	1,683	→
Variance since June 2018	13.8%	↑



ACTIVITY



Month	Adjusted Scheduled Activity (UDA)	
	2019	2020
April	155	181
May	451	414
June	674	664
July	1,053	
August	1,422	
September	1,711	
October	1,945	
November	2,287	
December	2,534	
January	2,790	
February	3,074	
March	3,463	
April	3,564	
May	3,567	
June	3,567	

QUALITY

	Quantity	Base Number	Contract	AT	Region	England
% of FP17s for the same patient ID Re-attending within 3 months - Children	1	71	1.4%	10.0%	11.9%	11.4%
% of FP17s for the same patient ID Re-attending within 3 months - Adults	44	320	13.8%	16.3%	17.2%	15.4%
% of FP17s for the same patient ID Re-attending between 3 & 9 months - Children	34	71	47.9%	50.0%	49.8%	59.8%
% of FP17s for the same patient ID Re-attending between 3 & 9 months - Adults	107	320	33.4%	38.6%	39.5%	52.1%
% of FP17s for Band 1 Urgent Courses	38	343	11.1%	11.8%	11.2%	9.2%
% of FP17s Relating to Free Repair or Replacements	1	343	0.3%	0.5%	0.5%	0.7%
% of FP17s Relating to Continuations	3	343	0.9%	0.5%	0.7%	0.8%
% of Patients satisfied with the dentistry they have received	1	1	N/A	89.8%	90.6%	93.4%
% of Patients satisfied with the time they had to wait for an appointment	1	1	N/A	84.2%	83.8%	87.6%

* This is based on patients treated on this contract for their most recent course of treatment. Figures in italics indicate the base number of FP17s or Patient Questionnaire responses are less than 100. N/A is shown where the base number of responses is less than 10 during the period. % is calculated as Quantity/Base number*100

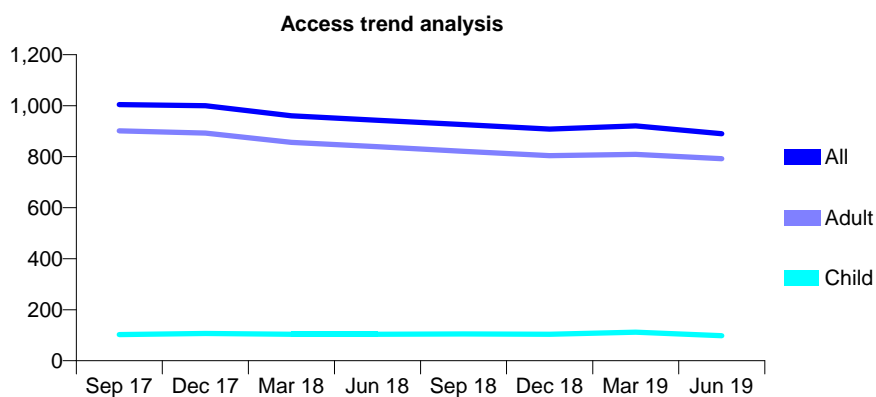
Q62 - Vital Signs At a Glance Contract Report for 567329/0002 - June 2019

Name or company name	MR WH LEE
Contract type name	GDS Contract
Purpose of contract	General
Contract start date	04/04/2007
Contract end date	

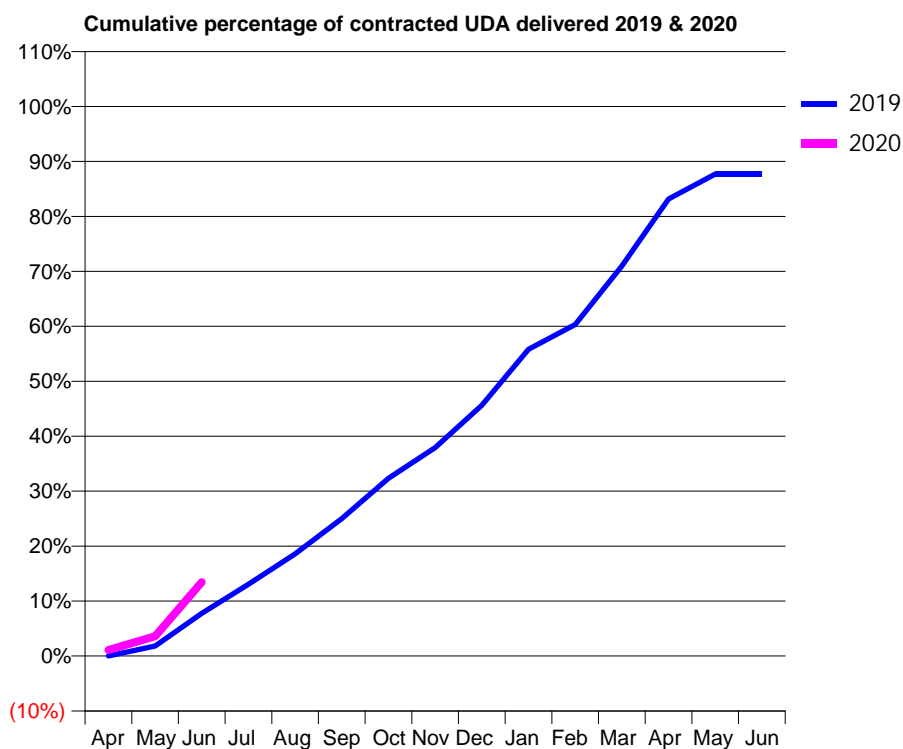
19/20 Contracted general activity (UDA)	5,024
Carry forward general activity (UDA)	0
19/20 Contracted orthodontic activity (UOA)	0
Carry forward orthodontic activity (UOA)	0
Baseline contract value	£135,455.32

ACCESS*

Patients seen in 24 months	Total	Change since previous quarter
Quarter ending June 2018	943	
Quarter ending September 2018	926	↓
Quarter ending December 2018	908	↓
Quarter ending March 2019	921	→
Quarter ending June 2019	890	↓
Variance since June 2018	(5.6%)	↓



ACTIVITY



Month	Adjusted Scheduled Activity (UDA)	
	2019	2020
April	0	55
May	92	181
June	391	676
July	656	
August	934	
September	1,257	
October	1,625	
November	1,906	
December	2,292	
January	2,805	
February	3,030	
March	3,564	
April	4,178	
May	4,406	
June	4,406	

QUALITY

	Quantity	Base Number	Contract	AT	Region	England
% of FP17s for the same patient ID Re-attending within 3 months - Children	1	22	4.5%	10.0%	11.9%	11.4%
% of FP17s for the same patient ID Re-attending within 3 months - Adults	16	228	7.0%	16.3%	17.2%	15.4%
% of FP17s for the same patient ID Re-attending between 3 & 9 months - Children	4	22	18.2%	50.0%	49.8%	59.8%
% of FP17s for the same patient ID Re-attending between 3 & 9 months - Adults	66	228	28.9%	38.6%	39.5%	52.1%
% of FP17s for Band 1 Urgent Courses	6	119	5.0%	11.8%	11.2%	9.2%
% of FP17s Relating to Free Repair or Replacements	1	119	0.8%	0.5%	0.5%	0.7%
% of FP17s Relating to Continuations	1	119	0.8%	0.5%	0.7%	0.8%
% of Patients satisfied with the dentistry they have received	0	0	N/A	89.8%	90.6%	93.4%
% of Patients satisfied with the time they had to wait for an appointment	0	0	N/A	84.2%	83.8%	87.6%

* This is based on patients treated on this contract for their most recent course of treatment. Figures in italics indicate the base number of FP17s or Patient Questionnaire responses are less than 100. N/A is shown where the base number of responses is less than 10 during the period. % is calculated as Quantity/Base number*100

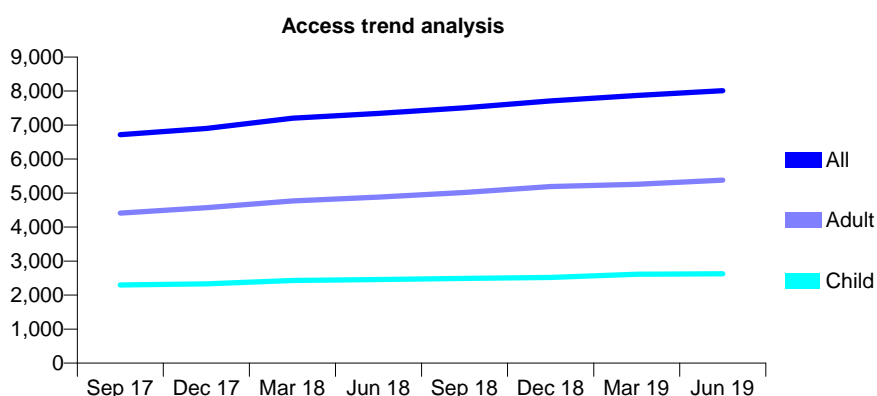
Q62 - Vital Signs At a Glance Contract Report for 568821/0001 - June 2019

Name or company name	MR BK VEKARIA
Contract type name	GDS Contract
Purpose of contract	General
Contract start date	01/04/2006
Contract end date	

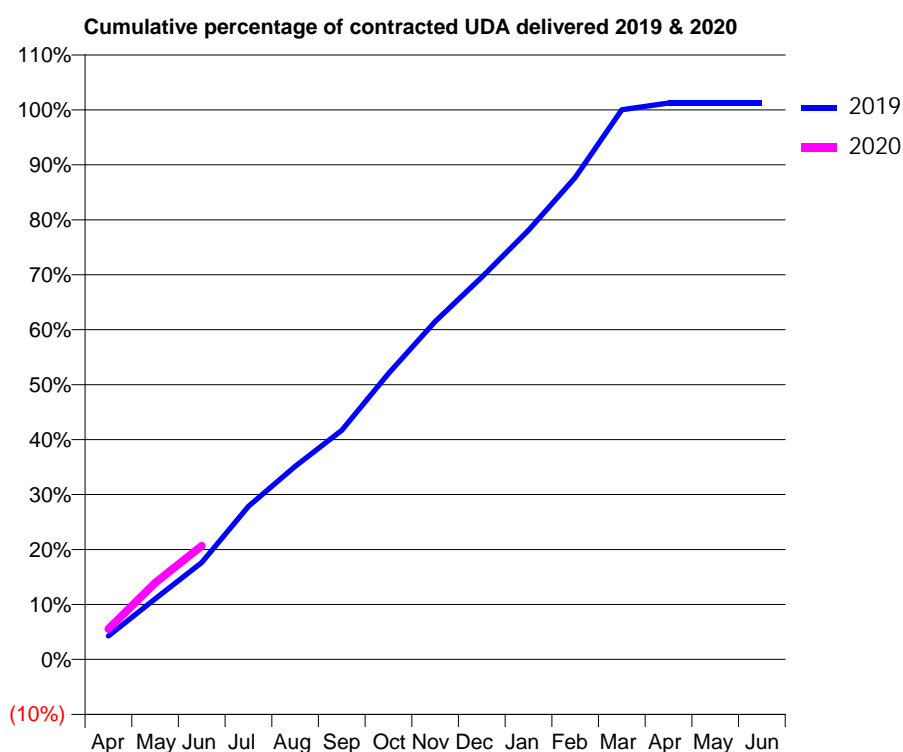
19/20 Contracted general activity (UDA)	25,725
Carry forward general activity (UDA)	0
19/20 Contracted orthodontic activity (UOA)	0
Carry forward orthodontic activity (UOA)	0
Baseline contract value	£913,774.35

ACCESS*

Patients seen in 24 months	Total	Change since previous quarter
Quarter ending June 2018	7,342	
Quarter ending September 2018	7,509	↑
Quarter ending December 2018	7,713	↑
Quarter ending March 2019	7,870	↑
Quarter ending June 2019	8,011	→
Variance since June 2018	9.1%	↑



ACTIVITY



Adjusted Scheduled Activity (UDA)		
Month	2019	2020
April	1,102	1,429
May	2,836	3,589
June	4,538	5,318
July	7,170	
August	9,036	
September	10,728	
October	13,379	
November	15,822	
December	17,893	
January	20,092	
February	22,557	
March	25,727	
April	26,040	
May	26,041	
June	26,048	

QUALITY

	Quantity	Base Number	Contract	AT	Region	England
% of FP17s for the same patient ID Re-attending within 3 months - Children	97	766	12.7%	10.0%	11.9%	11.4%
% of FP17s for the same patient ID Re-attending within 3 months - Adults	215	1,274	16.9%	16.3%	17.2%	15.4%
% of FP17s for the same patient ID Re-attending between 3 & 9 months - Children	258	766	33.7%	50.0%	49.8%	59.8%
% of FP17s for the same patient ID Re-attending between 3 & 9 months - Adults	367	1,274	28.8%	38.6%	39.5%	52.1%
% of FP17s for Band 1 Urgent Courses	316	1,891	16.7%	11.8%	11.2%	9.2%
% of FP17s Relating to Free Repair or Replacements	5	1,891	0.3%	0.5%	0.5%	0.7%
% of FP17s Relating to Continuations	0	1,891	0.0%	0.5%	0.7%	0.8%
% of Patients satisfied with the dentistry they have received	2	2	N/A	89.8%	90.6%	93.4%
% of Patients satisfied with the time they had to wait for an appointment	2	2	N/A	84.2%	83.8%	87.6%

* This is based on patients treated on this contract for their most recent course of treatment. Figures in italics indicate the base number of FP17s or Patient Questionnaire responses are less than 100. N/A is shown where the base number of responses is less than 10 during the period. % is calculated as Quantity/Base number*100

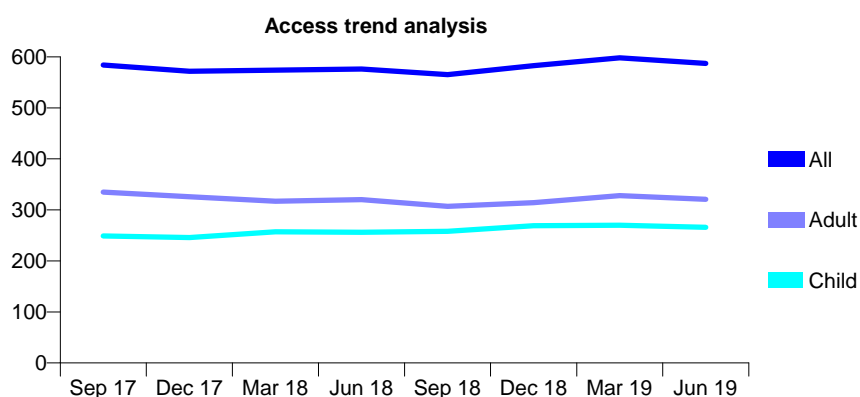
Q62 - Vital Signs At a Glance Contract Report for 570559/0001 - June 2019

Name or company name	MR Q MANJI
Contract type name	GDS Contract
Purpose of contract	General
Contract start date	01/04/2006
Contract end date	

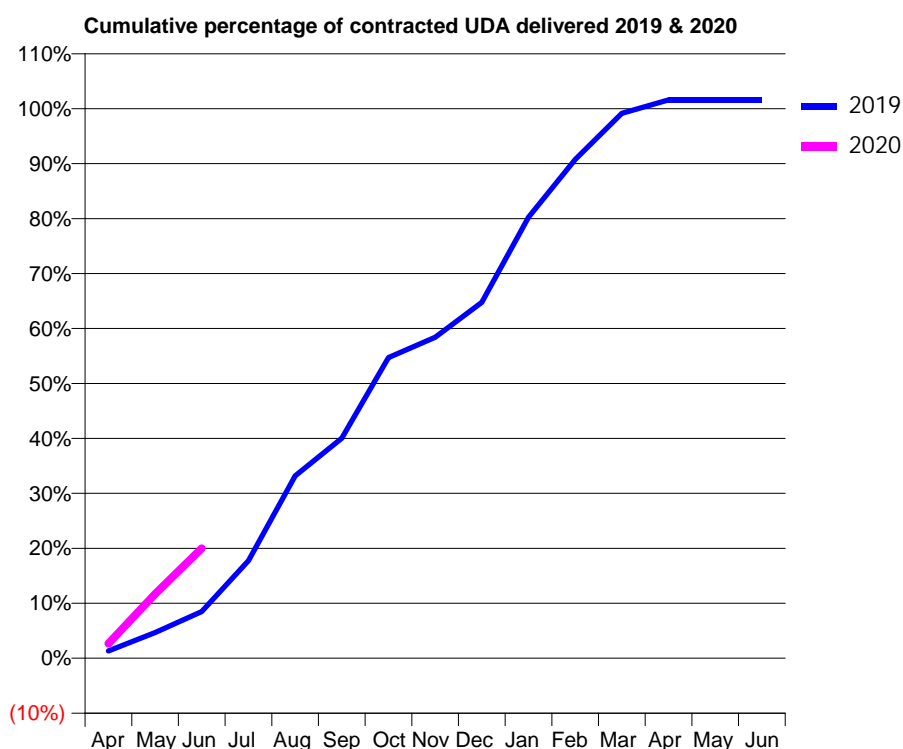
19/20 Contracted general activity (UDA)	1,521
Carry forward general activity (UDA)	0
19/20 Contracted orthodontic activity (UOA)	0
Carry forward orthodontic activity (UOA)	0
Baseline contract value	£63,413.84

ACCESS*

Patients seen in 24 months	Total	Change since previous quarter
Quarter ending June 2018	576	
Quarter ending September 2018	565	↓
Quarter ending December 2018	583	↑
Quarter ending March 2019	598	↑
Quarter ending June 2019	587	↓
Variance since June 2018	1.9%	→



ACTIVITY



Month	2019	2020
April	20	40
May	71	178
June	129	304
July	270	
August	505	
September	609	
October	832	
November	888	
December	985	
January	1,221	
February	1,381	
March	1,508	
April	1,545	
May	1,545	
June	1,545	

QUALITY

	Quantity	Base Number	Contract	AT	Region	England
% of FP17s for the same patient ID Re-attending within 3 months - Children	1	58	1.7%	10.0%	11.9%	11.4%
% of FP17s for the same patient ID Re-attending within 3 months - Adults	9	76	11.8%	16.3%	17.2%	15.4%
% of FP17s for the same patient ID Re-attending between 3 & 9 months - Children	22	58	37.9%	50.0%	49.8%	59.8%
% of FP17s for the same patient ID Re-attending between 3 & 9 months - Adults	35	76	46.1%	38.6%	39.5%	52.1%
% of FP17s for Band 1 Urgent Courses	4	123	3.3%	11.8%	11.2%	9.2%
% of FP17s Relating to Free Repair or Replacements	0	123	0.0%	0.5%	0.5%	0.7%
% of FP17s Relating to Continuations	0	123	0.0%	0.5%	0.7%	0.8%
% of Patients satisfied with the dentistry they have received	1	2	N/A	89.8%	90.6%	93.4%
% of Patients satisfied with the time they had to wait for an appointment	1	2	N/A	84.2%	83.8%	87.6%

* This is based on patients treated on this contract for their most recent course of treatment.

Figures in italics indicate the base number of FP17s or Patient Questionnaire responses are less than 100. N/A is shown where the base number of responses is less than 10 during the period. % is calculated as Quantity/Base number*100

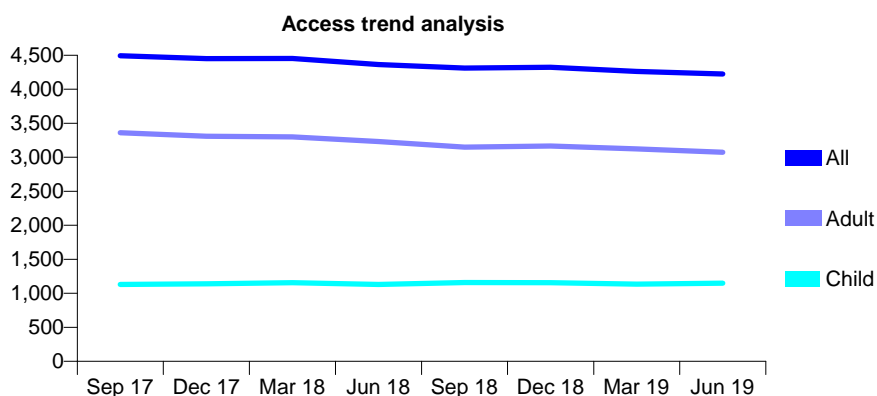
Q62 - Vital Signs At a Glance Contract Report for 571636/0001 - June 2019

Name or company name	MRS N SACOOR
Contract type name	GDS Contract
Purpose of contract	General
Contract start date	01/04/2006
Contract end date	

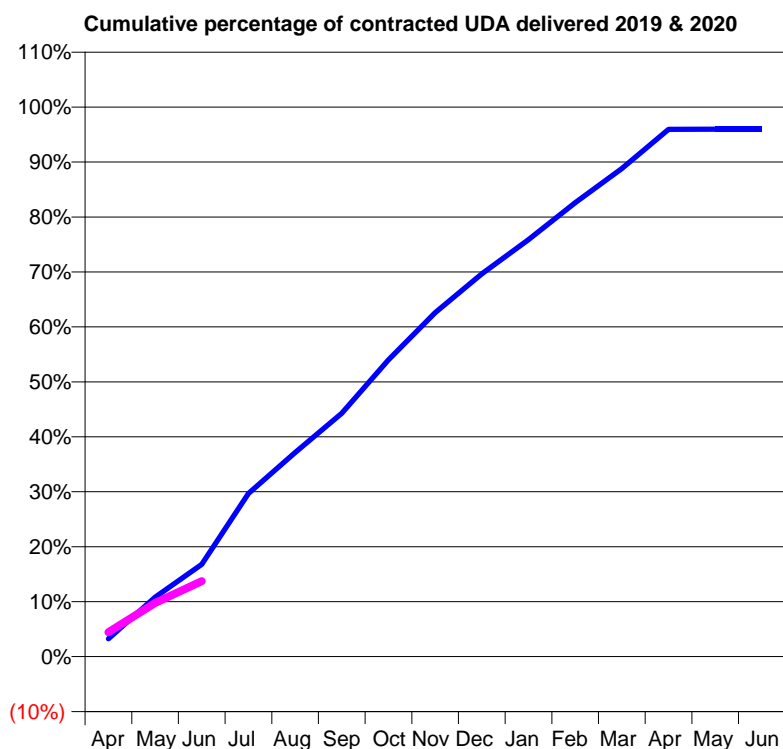
19/20 Contracted general activity (UDA)	14,033
Carry forward general activity (UDA)	0
19/20 Contracted orthodontic activity (UOA)	0
Carry forward orthodontic activity (UOA)	0
Baseline contract value	£377,850.26

ACCESS*

Patients seen in 24 months	Total	Change since previous quarter
Quarter ending June 2018	4,363	
Quarter ending September 2018	4,310	↓
Quarter ending December 2018	4,322	→
Quarter ending March 2019	4,261	↓
Quarter ending June 2019	4,224	→
Variance since June 2018	(3.2%)	↓



ACTIVITY



Month	Adjusted Scheduled Activity (UDA)	
	2019	2020
April	453	624
May	1,521	1,370
June	2,359	1,926
July	4,167	
August	5,213	
September	6,212	
October	7,579	
November	8,783	
December	9,771	
January	10,646	
February	11,591	
March	12,462	
April	13,465	
May	13,466	
June	13,468	

QUALITY

	Quantity	Base Number	Contract	AT	Region	England
% of FP17s for the same patient ID Re-attending within 3 months - Children	26	307	8.5%	10.0%	11.9%	11.4%
% of FP17s for the same patient ID Re-attending within 3 months - Adults	116	763	15.2%	16.3%	17.2%	15.4%
% of FP17s for the same patient ID Re-attending between 3 & 9 months - Children	155	307	50.5%	50.0%	49.8%	59.8%
% of FP17s for the same patient ID Re-attending between 3 & 9 months - Adults	320	763	41.9%	38.6%	39.5%	52.1%
% of FP17s for Band 1 Urgent Courses	59	722	8.2%	11.8%	11.2%	9.2%
% of FP17s Relating to Free Repair or Replacements	4	722	0.6%	0.5%	0.5%	0.7%
% of FP17s Relating to Continuations	17	722	2.4%	0.5%	0.7%	0.8%
% of Patients satisfied with the dentistry they have received	1	1	N/A	89.8%	90.6%	93.4%
% of Patients satisfied with the time they had to wait for an appointment	1	1	N/A	84.2%	83.8%	87.6%

* This is based on patients treated on this contract for their most recent course of treatment. Figures in italics indicate the base number of FP17s or Patient Questionnaire responses are less than 100. N/A is shown where the base number of responses is less than 10 during the period. % is calculated as Quantity/Base number*100

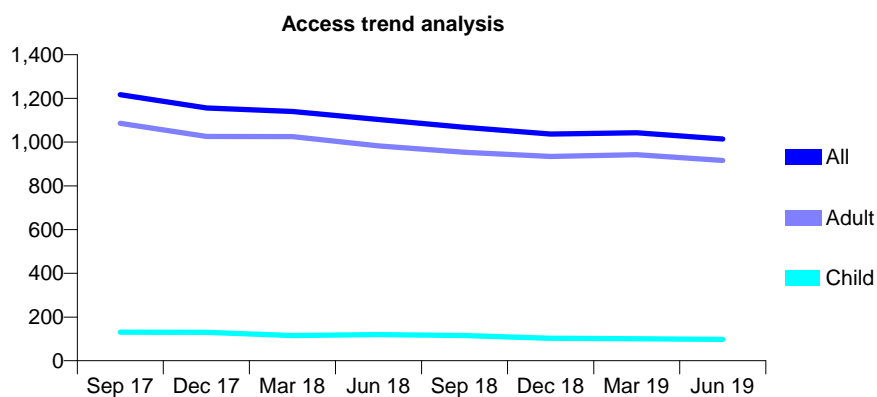
Q62 - Vital Signs At a Glance Contract Report for 572802/0001 - June 2019

Name or company name	MR JU SHAH
Contract type name	GDS Contract
Purpose of contract	General
Contract start date	01/04/2006
Contract end date	

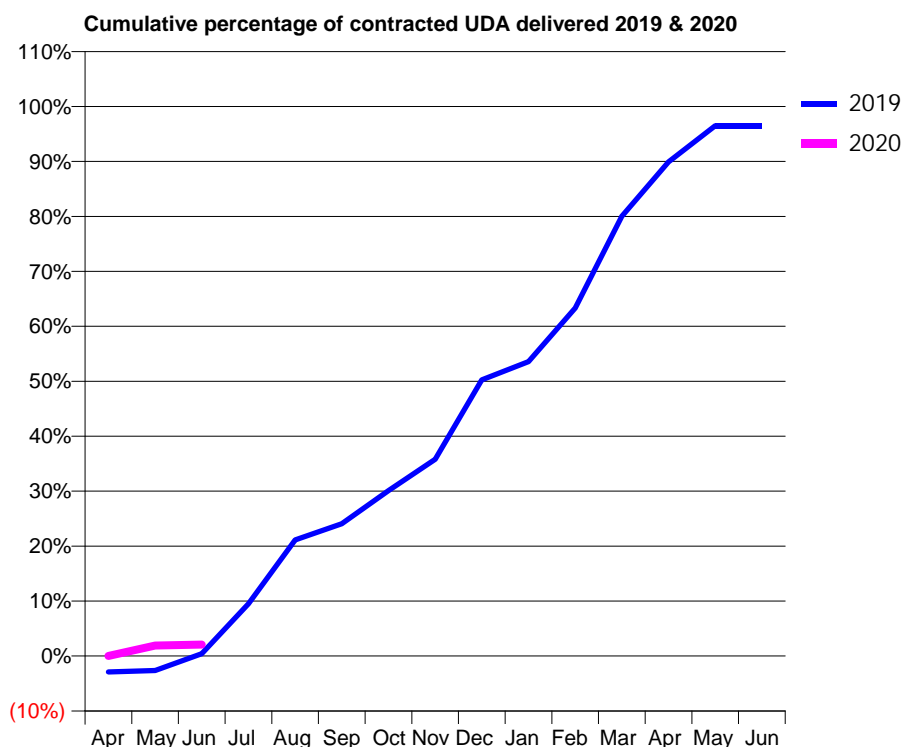
19/20 Contracted general activity (UDA)	5,669
Carry forward general activity (UDA)	0
19/20 Contracted orthodontic activity (UOA)	0
Carry forward orthodontic activity (UOA)	0
Baseline contract value	£171,886.05

ACCESS*

Patients seen in 24 months	Total	Change since previous quarter
Quarter ending June 2018	1,103	
Quarter ending September 2018	1,068	↓
Quarter ending December 2018	1,037	↓
Quarter ending March 2019	1,043	→
Quarter ending June 2019	1,014	↓
Variance since June 2018	(8.1%)	↓



ACTIVITY



Month	Adjusted Scheduled Activity (UDA)	
	2019	2020
April	-166	0
May	-151	108
June	24	119
July	539	
August	1,197	
September	1,366	
October	1,707	
November	2,030	
December	2,848	
January	3,037	
February	3,590	
March	4,536	
April	5,098	
May	5,470	
June	5,470	

QUALITY

	Quantity	Base Number	Contract	AT	Region	England
% of FP17s for the same patient ID Re-attending within 3 months - Children	1	16	6.3%	10.0%	11.9%	11.4%
% of FP17s for the same patient ID Re-attending within 3 months - Adults	52	197	26.4%	16.3%	17.2%	15.4%
% of FP17s for the same patient ID Re-attending between 3 & 9 months - Children	4	16	25.0%	50.0%	49.8%	59.8%
% of FP17s for the same patient ID Re-attending between 3 & 9 months - Adults	61	197	31.0%	38.6%	39.5%	52.1%
% of FP17s for Band 1 Urgent Courses	4	40	10.0%	11.8%	11.2%	9.2%
% of FP17s Relating to Free Repair or Replacements	1	40	2.5%	0.5%	0.5%	0.7%
% of FP17s Relating to Continuations	3	40	7.5%	0.5%	0.7%	0.8%
% of Patients satisfied with the dentistry they have received	0	0	N/A	89.8%	90.6%	93.4%
% of Patients satisfied with the time they had to wait for an appointment	0	0	N/A	84.2%	83.8%	87.6%

* This is based on patients treated on this contract for their most recent course of treatment. Figures in italics indicate the base number of FP17s or Patient Questionnaire responses are less than 100. N/A is shown where the base number of responses is less than 10 during the period. % is calculated as Quantity/Base number*100

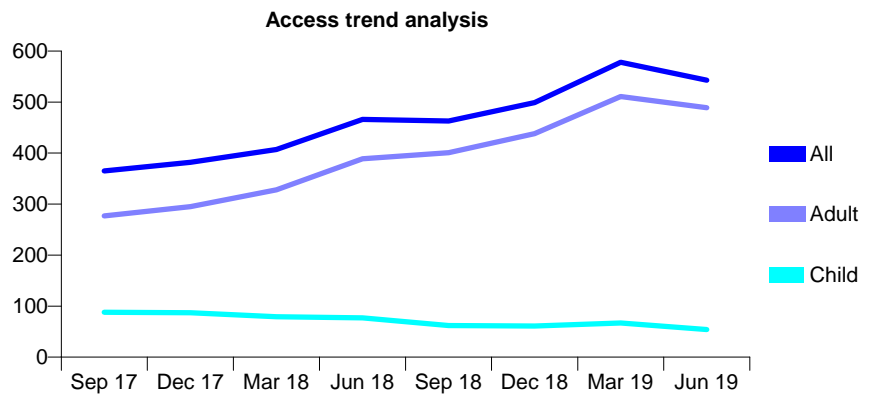
Q62 - Vital Signs At a Glance Contract Report for 572888/0002 - June 2019

Name or company name	Mr Shahin Attariani
Contract type name	GDS Contract
Purpose of contract	General
Contract start date	01/04/2006
Contract end date	

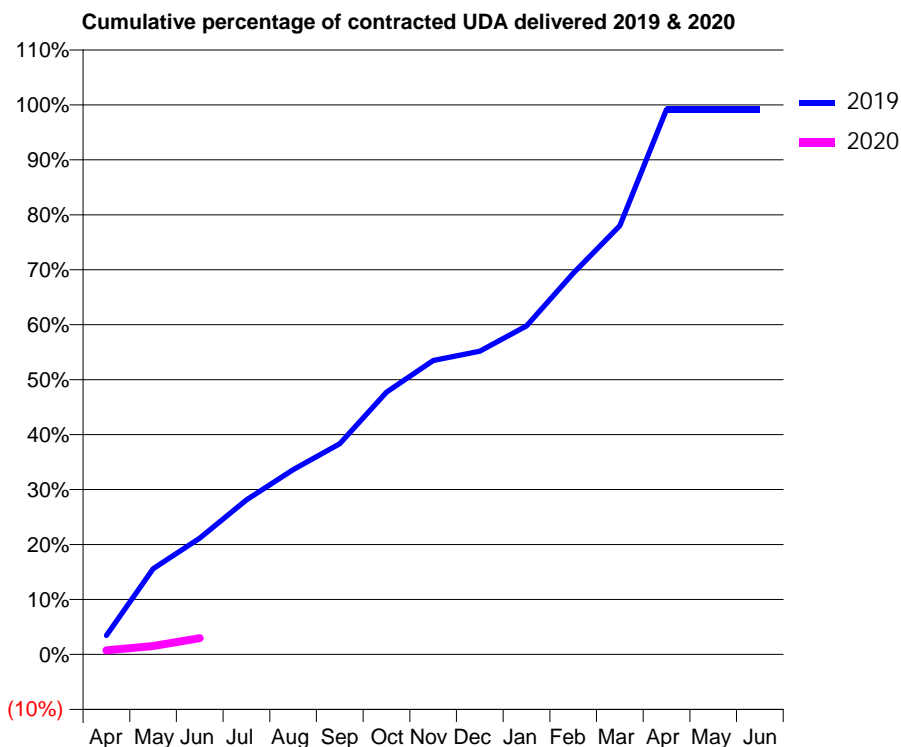
19/20 Contracted general activity (UDA)	997
Carry forward general activity (UDA)	0
19/20 Contracted orthodontic activity (UOA)	0
Carry forward orthodontic activity (UOA)	0
Baseline contract value	£25,487.10

ACCESS*

Patients seen in 24 months	Total	Change since previous quarter
Quarter ending June 2018	466	
Quarter ending September 2018	463	→
Quarter ending December 2018	499	↑
Quarter ending March 2019	578	↑
Quarter ending June 2019	543	↓
Variance since June 2018	16.5%	↑



ACTIVITY



Month	Adjusted Scheduled Activity (UDA)	
	2019	2020
April	34	7
May	155	15
June	211	30
July	280	
August	335	
September	382	
October	476	
November	533	
December	550	
January	596	
February	691	
March	778	
April	989	
May	989	
June	989	

QUALITY

	Quantity	Base Number	Contract	AT	Region	England
% of FP17s for the same patient ID Re-attending within 3 months - Children	0	4	0.0%	10.0%	11.9%	11.4%
% of FP17s for the same patient ID Re-attending within 3 months - Adults	1	58	1.7%	16.3%	17.2%	15.4%
% of FP17s for the same patient ID Re-attending between 3 & 9 months - Children	0	4	0.0%	50.0%	49.8%	59.8%
% of FP17s for the same patient ID Re-attending between 3 & 9 months - Adults	4	58	6.9%	38.6%	39.5%	52.1%
% of FP17s for Band 1 Urgent Courses	3	14	21.4%	11.8%	11.2%	9.2%
% of FP17s Relating to Free Repair or Replacements	0	14	0.0%	0.5%	0.5%	0.7%
% of FP17s Relating to Continuations	0	14	0.0%	0.5%	0.7%	0.8%
% of Patients satisfied with the dentistry they have received	1	1	N/A	89.8%	90.6%	93.4%
% of Patients satisfied with the time they had to wait for an appointment	1	1	N/A	84.2%	83.8%	87.6%

* This is based on patients treated on this contract for their most recent course of treatment. Figures in italics indicate the base number of FP17s or Patient Questionnaire responses are less than 100. N/A is shown where the base number of responses is less than 10 during the period. % is calculated as Quantity/Base number*100

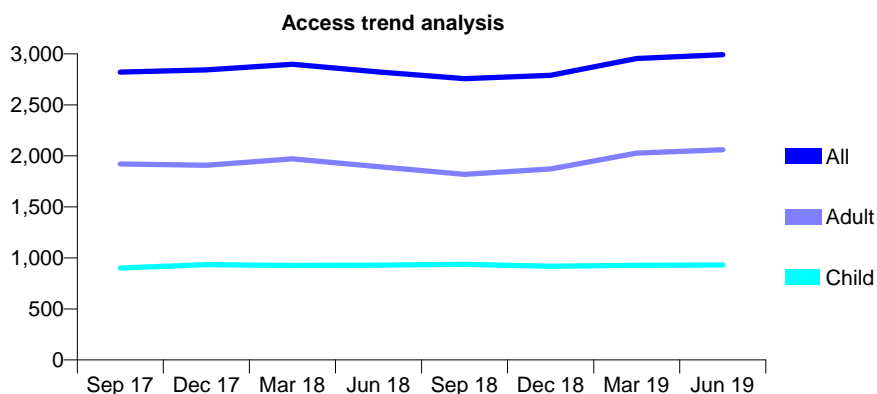
Q62 - Vital Signs At a Glance Contract Report for 573051/0001 - June 2019

Name or company name	MR R MAJITHIA
Contract type name	GDS Contract
Purpose of contract	General
Contract start date	01/04/2006
Contract end date	

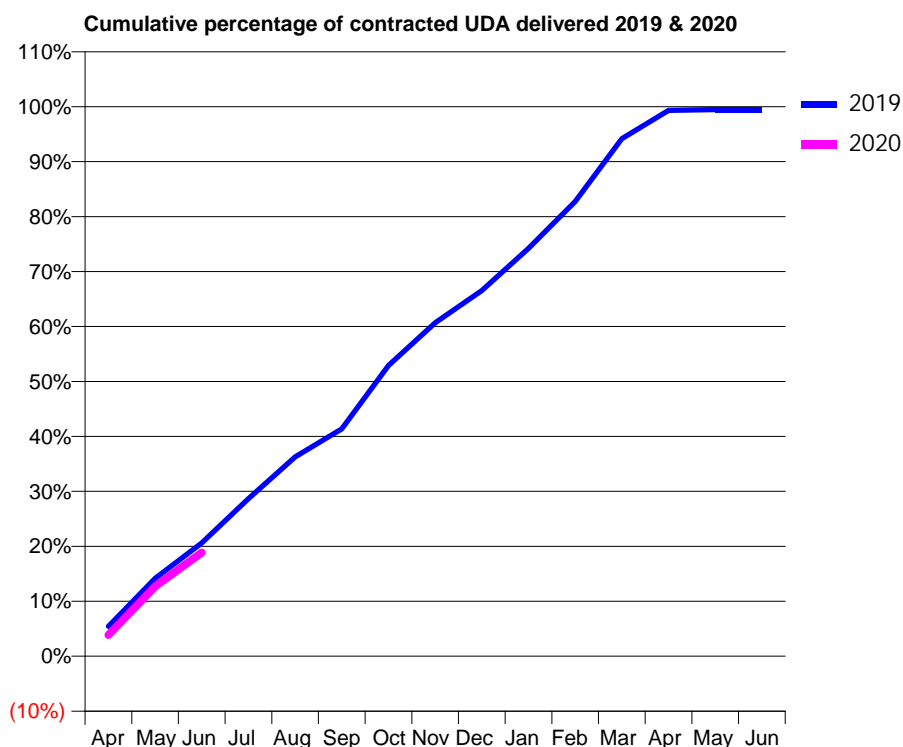
19/20 Contracted general activity (UDA)	6,745
Carry forward general activity (UDA)	0
19/20 Contracted orthodontic activity (UOA)	0
Carry forward orthodontic activity (UOA)	0
Baseline contract value	£170,112.37

ACCESS*

Patients seen in 24 months	Total	Change since previous quarter
Quarter ending June 2018	2,823	
Quarter ending September 2018	2,757	↓
Quarter ending December 2018	2,790	→
Quarter ending March 2019	2,955	↑
Quarter ending June 2019	2,992	→
Variance since June 2018	6.0%	↑



ACTIVITY



Month	2019	2020
April	368	262
May	954	858
June	1,390	1,272
July	1,934	
August	2,447	
September	2,790	
October	3,567	
November	4,093	
December	4,488	
January	5,005	
February	5,582	
March	6,352	
April	6,699	
May	6,709	
June	6,709	

QUALITY

	Quantity	Base Number	Contract	AT	Region	England
% of FP17s for the same patient ID Re-attending within 3 months - Children	21	312	6.7%	10.0%	11.9%	11.4%
% of FP17s for the same patient ID Re-attending within 3 months - Adults	65	423	15.4%	16.3%	17.2%	15.4%
% of FP17s for the same patient ID Re-attending between 3 & 9 months - Children	159	312	51.0%	50.0%	49.8%	59.8%
% of FP17s for the same patient ID Re-attending between 3 & 9 months - Adults	108	423	25.5%	38.6%	39.5%	52.1%
% of FP17s for Band 1 Urgent Courses	44	608	7.2%	11.8%	11.2%	9.2%
% of FP17s Relating to Free Repair or Replacements	3	608	0.5%	0.5%	0.5%	0.7%
% of FP17s Relating to Continuations	6	608	1.0%	0.5%	0.7%	0.8%
% of Patients satisfied with the dentistry they have received	0	0	N/A	89.8%	90.6%	93.4%
% of Patients satisfied with the time they had to wait for an appointment	0	0	N/A	84.2%	83.8%	87.6%

* This is based on patients treated on this contract for their most recent course of treatment. Figures in italics indicate the base number of FP17s or Patient Questionnaire responses are less than 100. N/A is shown where the base number of responses is less than 10 during the period. % is calculated as Quantity/Base number*100

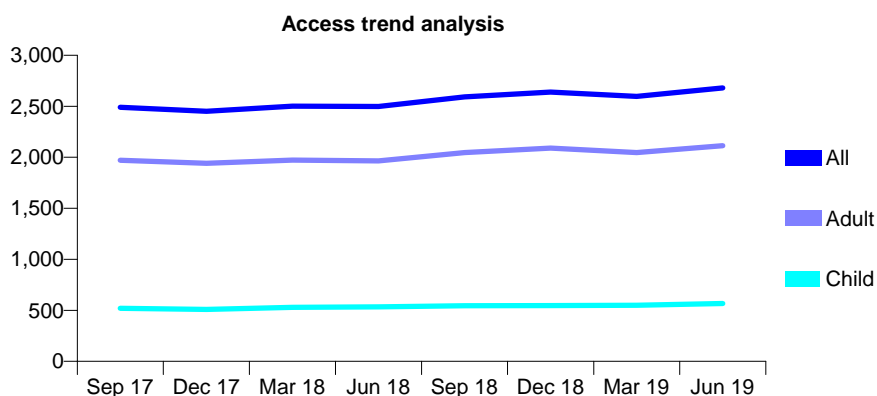
Q62 - Vital Signs At a Glance Contract Report for 574538/0001 - June 2019

Name or company name	MR HM PATEL
Contract type name	GDS Contract
Purpose of contract	General
Contract start date	01/04/2006
Contract end date	

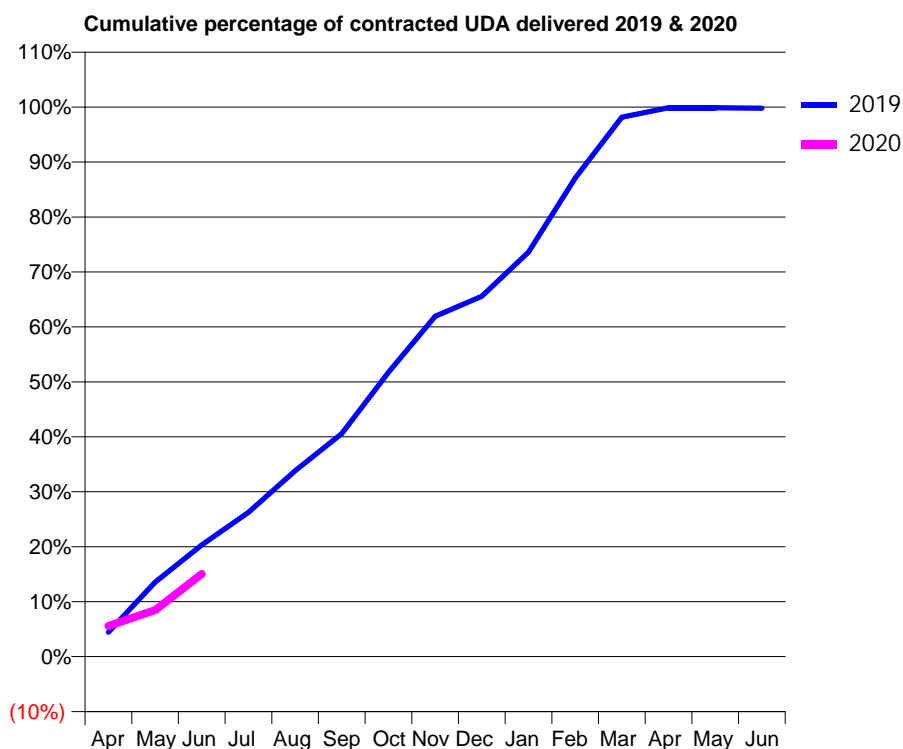
19/20 Contracted general activity (UDA)	6,092
Carry forward general activity (UDA)	0
19/20 Contracted orthodontic activity (UOA)	0
Carry forward orthodontic activity (UOA)	0
Baseline contract value	£188,765.53

ACCESS*

Patients seen in 24 months	Total	Change since previous quarter
Quarter ending June 2018	2,499	
Quarter ending September 2018	2,592	↑
Quarter ending December 2018	2,638	→
Quarter ending March 2019	2,597	↓
Quarter ending June 2019	2,680	↑
Variance since June 2018	7.2%	↑



ACTIVITY



Month	Adjusted Scheduled Activity (UDA)	
	2019	2020
April	272	341
May	826	515
June	1,238	918
July	1,599	
August	2,061	
September	2,473	
October	3,153	
November	3,772	
December	3,995	
January	4,484	
February	5,305	
March	5,979	
April	6,084	
May	6,084	
June	6,080	

QUALITY

	Quantity	Base Number	Contract	AT	Region	England
% of FP17s for the same patient ID Re-attending within 3 months - Children	10	181	5.5%	10.0%	11.9%	11.4%
% of FP17s for the same patient ID Re-attending within 3 months - Adults	105	612	17.2%	16.3%	17.2%	15.4%
% of FP17s for the same patient ID Re-attending between 3 & 9 months - Children	102	181	56.4%	50.0%	49.8%	59.8%
% of FP17s for the same patient ID Re-attending between 3 & 9 months - Adults	262	612	42.8%	38.6%	39.5%	52.1%
% of FP17s for Band 1 Urgent Courses	53	465	11.4%	11.8%	11.2%	9.2%
% of FP17s Relating to Free Repair or Replacements	3	465	0.6%	0.5%	0.5%	0.7%
% of FP17s Relating to Continuations	3	465	0.6%	0.5%	0.7%	0.8%
% of Patients satisfied with the dentistry they have received	0	0	N/A	89.8%	90.6%	93.4%
% of Patients satisfied with the time they had to wait for an appointment	0	0	N/A	84.2%	83.8%	87.6%

* This is based on patients treated on this contract for their most recent course of treatment. Figures in italics indicate the base number of FP17s or Patient Questionnaire responses are less than 100. N/A is shown where the base number of responses is less than 10 during the period. % is calculated as Quantity/Base number*100

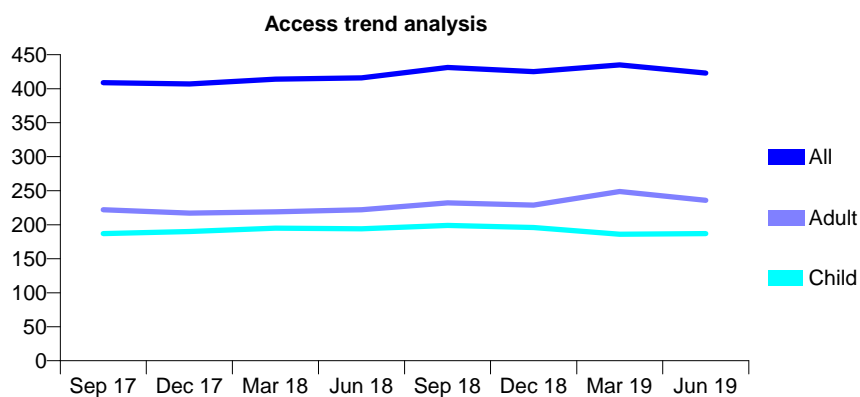
Q62 - Vital Signs At a Glance Contract Report for 575674/0001 - June 2019

Name or company name	MR K MEHTA
Contract type name	GDS Contract
Purpose of contract	General
Contract start date	01/04/2006
Contract end date	

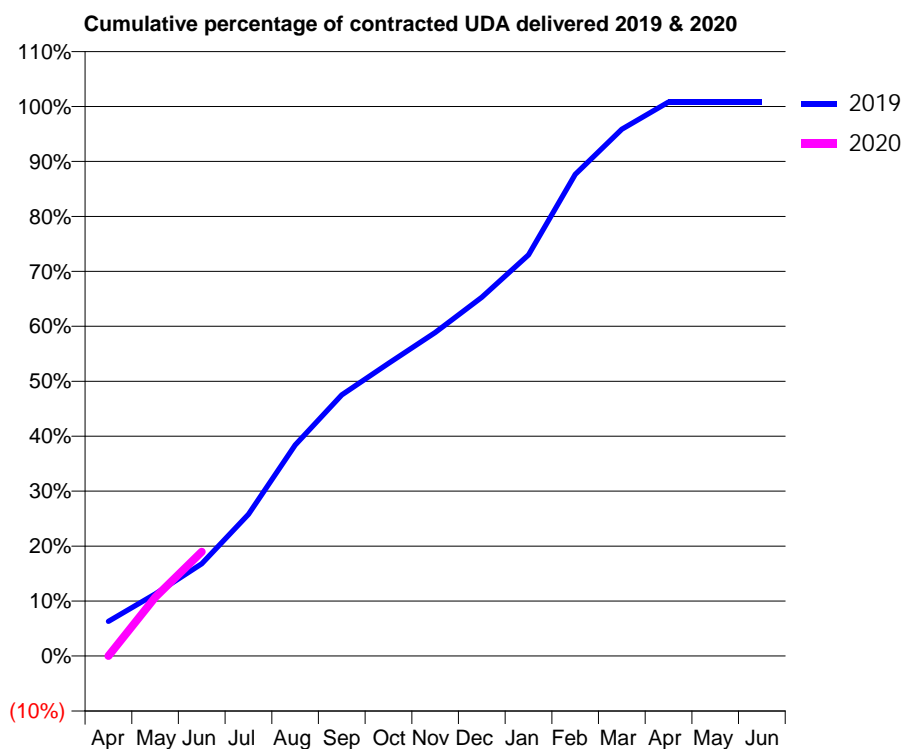
19/20 Contracted general activity (UDA)	875
Carry forward general activity (UDA)	0
19/20 Contracted orthodontic activity (UOA)	0
Carry forward orthodontic activity (UOA)	0
Baseline contract value	£20,506.22

ACCESS*

Patients seen in 24 months	Total	Change since previous quarter
Quarter ending June 2018	416	
Quarter ending September 2018	431	↑
Quarter ending December 2018	425	↓
Quarter ending March 2019	435	↑
Quarter ending June 2019	423	↓
Variance since June 2018	1.7%	→



ACTIVITY



Month	Adjusted Scheduled Activity (UDA)	
	2019	2020
April	55	0
May	99	94
June	147	166
July	226	
August	336	
September	416	
October	466	
November	515	
December	571	
January	639	
February	767	
March	839	
April	882	
May	882	
June	882	

QUALITY

	Quantity	Base Number	Contract	AT	Region	England
% of FP17s for the same patient ID Re-attending within 3 months - Children	2	66	3.0%	10.0%	11.9%	11.4%
% of FP17s for the same patient ID Re-attending within 3 months - Adults	6	70	8.6%	16.3%	17.2%	15.4%
% of FP17s for the same patient ID Re-attending between 3 & 9 months - Children	47	66	71.2%	50.0%	49.8%	59.8%
% of FP17s for the same patient ID Re-attending between 3 & 9 months - Adults	42	70	60.0%	38.6%	39.5%	52.1%
% of FP17s for Band 1 Urgent Courses	6	103	5.8%	11.8%	11.2%	9.2%
% of FP17s Relating to Free Repair or Replacements	0	103	0.0%	0.5%	0.5%	0.7%
% of FP17s Relating to Continuations	0	103	0.0%	0.5%	0.7%	0.8%
% of Patients satisfied with the dentistry they have received	0	0	N/A	89.8%	90.6%	93.4%
% of Patients satisfied with the time they had to wait for an appointment	0	0	N/A	84.2%	83.8%	87.6%

* This is based on patients treated on this contract for their most recent course of treatment. Figures in italics indicate the base number of FP17s or Patient Questionnaire responses are less than 100. N/A is shown where the base number of responses is less than 10 during the period. % is calculated as Quantity/Base number*100

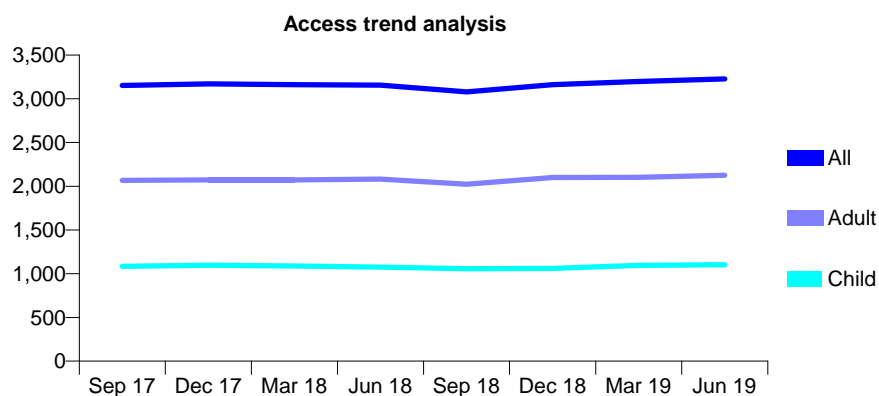
Q62 - Vital Signs At a Glance Contract Report for 576239/0001 - June 2019

Name or company name	MR R RATTAN
Contract type name	GDS Contract
Purpose of contract	General
Contract start date	01/04/2006
Contract end date	

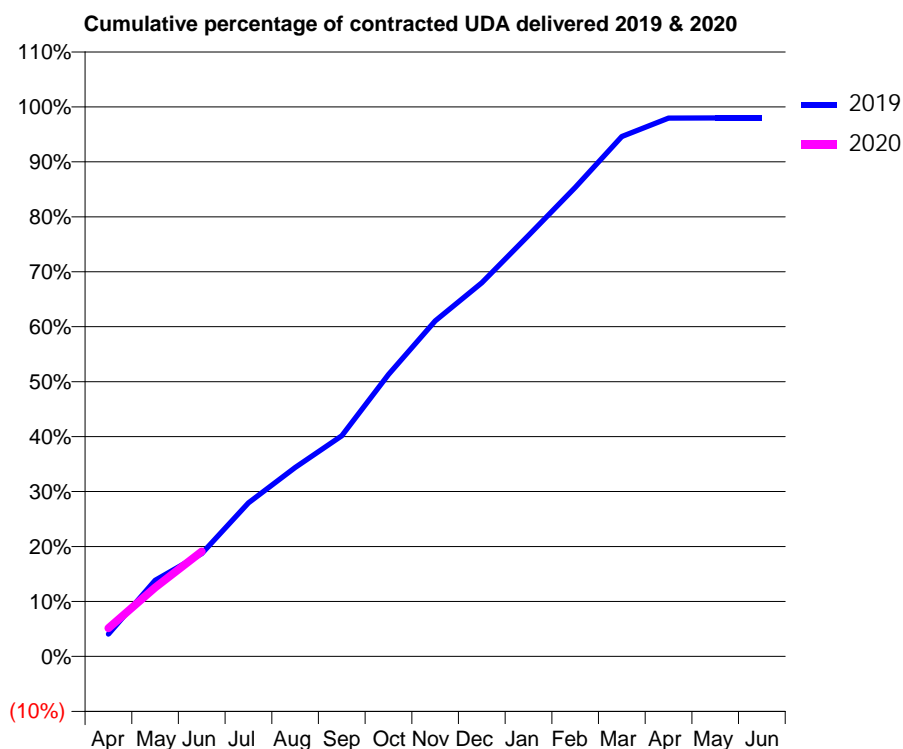
19/20 Contracted general activity (UDA)	9,010
Carry forward general activity (UDA)	0
19/20 Contracted orthodontic activity (UOA)	0
Carry forward orthodontic activity (UOA)	0
Baseline contract value	£244,063.65

ACCESS*

Patients seen in 24 months	Total	Change since previous quarter
Quarter ending June 2018	3,156	
Quarter ending September 2018	3,079	↓
Quarter ending December 2018	3,162	↑
Quarter ending March 2019	3,198	→
Quarter ending June 2019	3,228	→
Variance since June 2018	2.3%	↑



ACTIVITY



Adjusted Scheduled Activity (UDA)		
Month	2019	2020
April	367	464
May	1,248	1,130
June	1,687	1,719
July	2,518	
August	3,098	
September	3,616	
October	4,624	
November	5,499	
December	6,125	
January	6,902	
February	7,689	
March	8,523	
April	8,825	
May	8,827	
June	8,827	

QUALITY

	Quantity	Base Number	Contract	AT	Region	England
% of FP17s for the same patient ID Re-attending within 3 months - Children	22	281	7.8%	10.0%	11.9%	11.4%
% of FP17s for the same patient ID Re-attending within 3 months - Adults	126	579	21.8%	16.3%	17.2%	15.4%
% of FP17s for the same patient ID Re-attending between 3 & 9 months - Children	119	281	42.3%	50.0%	49.8%	59.8%
% of FP17s for the same patient ID Re-attending between 3 & 9 months - Adults	231	579	39.9%	38.6%	39.5%	52.1%
% of FP17s for Band 1 Urgent Courses	105	722	14.5%	11.8%	11.2%	9.2%
% of FP17s Relating to Free Repair or Replacements	4	722	0.6%	0.5%	0.5%	0.7%
% of FP17s Relating to Continuations	19	722	2.6%	0.5%	0.7%	0.8%
% of Patients satisfied with the dentistry they have received	0	0	N/A	89.8%	90.6%	93.4%
% of Patients satisfied with the time they had to wait for an appointment	0	0	N/A	84.2%	83.8%	87.6%

* This is based on patients treated on this contract for their most recent course of treatment. Figures in italics indicate the base number of FP17s or Patient Questionnaire responses are less than 100. N/A is shown where the base number of responses is less than 10 during the period. % is calculated as Quantity/Base number*100

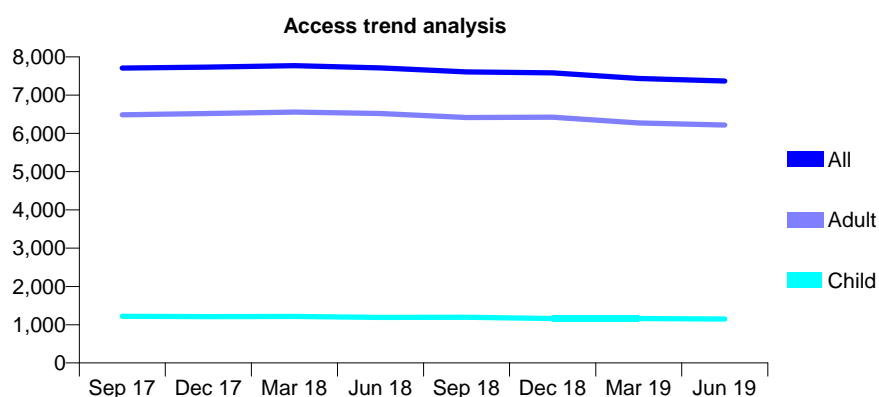
Q62 - Vital Signs At a Glance Contract Report for 577235/0001 - June 2019

Name or company name	Xiaoli Du and Ray Jack-Kee
Contract type name	GDS Contract
Purpose of contract	General
Contract start date	01/04/2006
Contract end date	

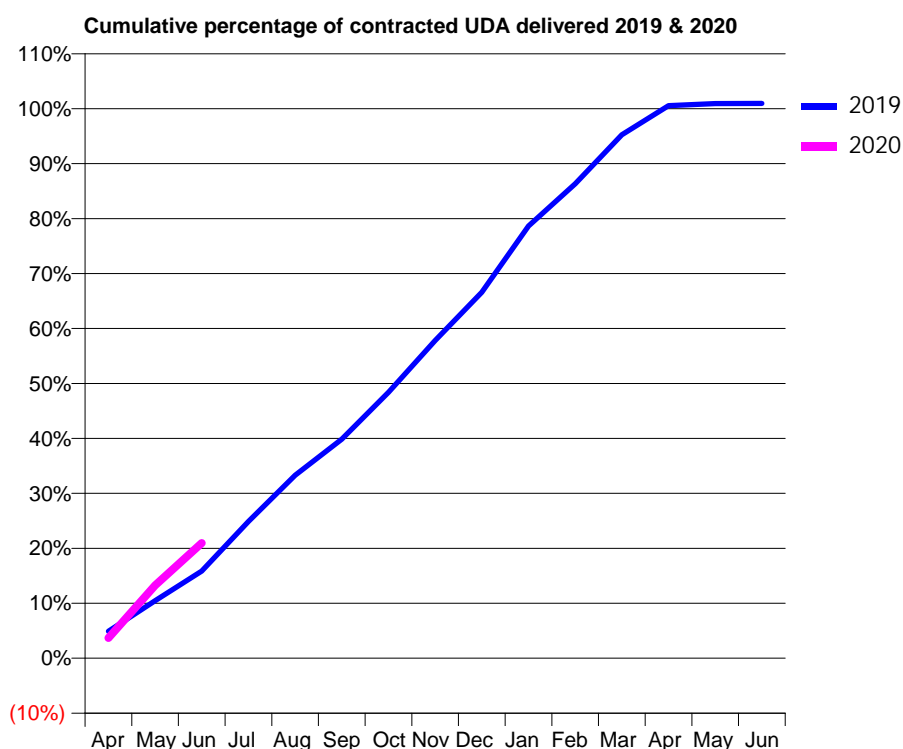
19/20 Contracted general activity (UDA)	29,962
Carry forward general activity (UDA)	0
19/20 Contracted orthodontic activity (UOA)	0
Carry forward orthodontic activity (UOA)	0
Baseline contract value	£1,012,910.88

ACCESS*

Patients seen in 24 months	Total	Change since previous quarter
Quarter ending June 2018	7,713	
Quarter ending September 2018	7,609	↓
Quarter ending December 2018	7,583	→
Quarter ending March 2019	7,435	↓
Quarter ending June 2019	7,366	→
Variance since June 2018	(4.5%)	↓



ACTIVITY



Month	2019	2020
April	1,473	1,112
May	3,139	3,976
June	4,754	6,280
July	7,457	
August	9,977	
September	11,946	
October	14,503	
November	17,326	
December	19,944	
January	23,560	
February	25,869	
March	28,532	
April	30,123	
May	30,236	
June	30,248	

QUALITY

	Quantity	Base Number	Contract	AT	Region	England
% of FP17s for the same patient ID Re-attending within 3 months - Children	28	328	8.5%	10.0%	11.9%	11.4%
% of FP17s for the same patient ID Re-attending within 3 months - Adults	262	1,713	15.3%	16.3%	17.2%	15.4%
% of FP17s for the same patient ID Re-attending between 3 & 9 months - Children	150	328	45.7%	50.0%	49.8%	59.8%
% of FP17s for the same patient ID Re-attending between 3 & 9 months - Adults	662	1,713	38.6%	38.6%	39.5%	52.1%
% of FP17s for Band 1 Urgent Courses	218	1,615	13.5%	11.8%	11.2%	9.2%
% of FP17s Relating to Free Repair or Replacements	7	1,615	0.4%	0.5%	0.5%	0.7%
% of FP17s Relating to Continuations	9	1,615	0.6%	0.5%	0.7%	0.8%
% of Patients satisfied with the dentistry they have received	6	6	N/A	89.8%	90.6%	93.4%
% of Patients satisfied with the time they had to wait for an appointment	5	6	N/A	84.2%	83.8%	87.6%

* This is based on patients treated on this contract for their most recent course of treatment.

Figures in italics indicate the base number of FP17s or Patient Questionnaire responses are less than 100. N/A is shown where the base number of responses is less than 10 during the period. % is calculated as Quantity/Base number*100

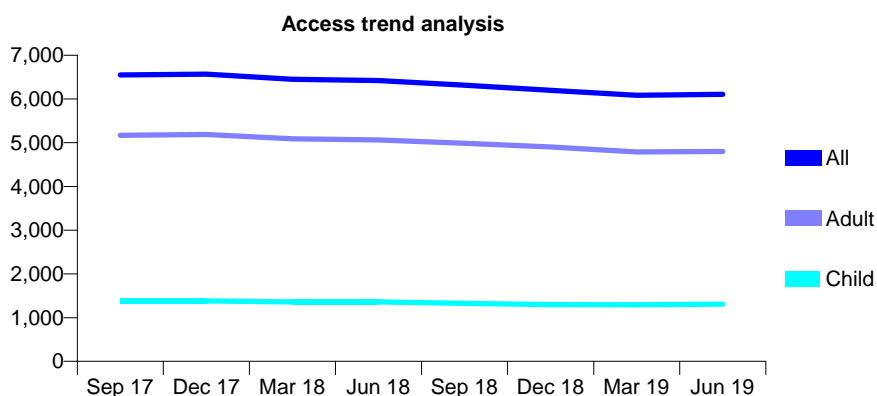
Q62 - Vital Signs At a Glance Contract Report for 578193/0001 - June 2019

Name or company name	MR MN BAIG
Contract type name	GDS Contract
Purpose of contract	General
Contract start date	01/04/2006
Contract end date	

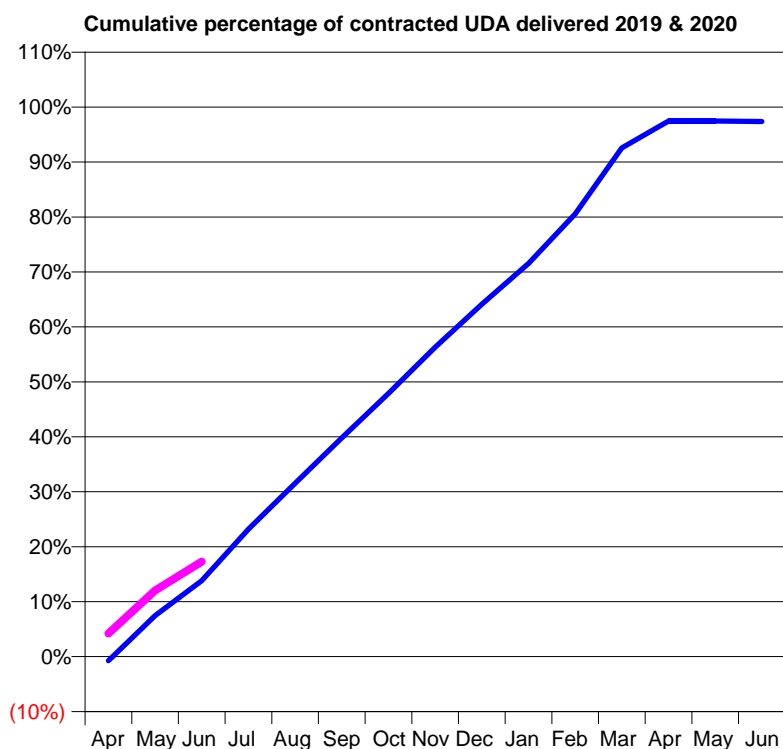
19/20 Contracted general activity (UDA)	17,586
Carry forward general activity (UDA)	0
19/20 Contracted orthodontic activity (UOA)	0
Carry forward orthodontic activity (UOA)	0
Baseline contract value	£478,805.32

ACCESS*

Patients seen in 24 months	Total	Change since previous quarter
Quarter ending June 2018	6,422	
Quarter ending September 2018	6,314	↓
Quarter ending December 2018	6,200	↓
Quarter ending March 2019	6,086	↓
Quarter ending June 2019	6,109	→
Variance since June 2018	(4.9%)	↓



ACTIVITY



Month	Adjusted Scheduled Activity (UDA)	
	2019	2020
April	-133	738
May	1,311	2,118
June	2,430	3,041
July	4,080	
August	5,551	
September	6,999	
October	8,423	
November	9,901	
December	11,279	
January	12,581	
February	14,166	
March	16,279	
April	17,139	
May	17,139	
June	17,122	

QUALITY

	Quantity	Base Number	Contract	AT	Region	England
% of FP17s for the same patient ID Re-attending within 3 months - Children	44	375	11.7%	10.0%	11.9%	11.4%
% of FP17s for the same patient ID Re-attending within 3 months - Adults	193	1,063	18.2%	16.3%	17.2%	15.4%
% of FP17s for the same patient ID Re-attending between 3 & 9 months - Children	167	375	44.5%	50.0%	49.8%	59.8%
% of FP17s for the same patient ID Re-attending between 3 & 9 months - Adults	340	1,063	32.0%	38.6%	39.5%	52.1%
% of FP17s for Band 1 Urgent Courses	193	1,205	16.0%	11.8%	11.2%	9.2%
% of FP17s Relating to Free Repair or Replacements	7	1,205	0.6%	0.5%	0.5%	0.7%
% of FP17s Relating to Continuations	1	1,205	0.1%	0.5%	0.7%	0.8%
% of Patients satisfied with the dentistry they have received	3	3	N/A	89.8%	90.6%	93.4%
% of Patients satisfied with the time they had to wait for an appointment	2	3	N/A	84.2%	83.8%	87.6%

* This is based on patients treated on this contract for their most recent course of treatment. Figures in italics indicate the base number of FP17s or Patient Questionnaire responses are less than 100. N/A is shown where the base number of responses is less than 10 during the period. % is calculated as Quantity/Base number*100

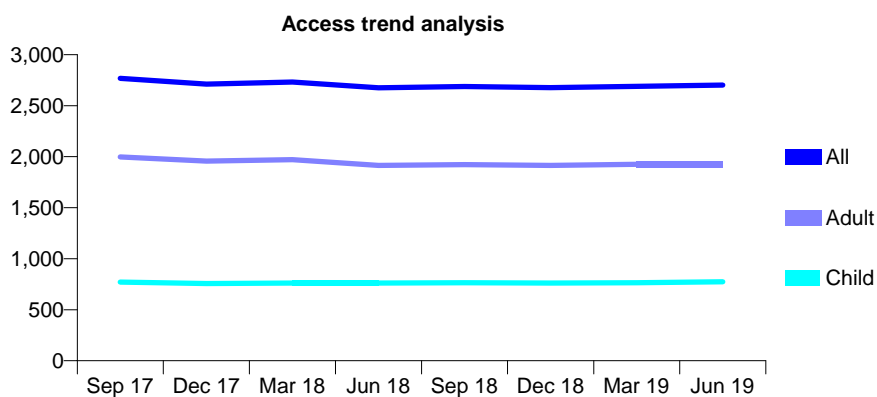
Q62 - Vital Signs At a Glance Contract Report for 602353/0001 - June 2019

Name or company name	MR RK MARWAHA
Contract type name	GDS Contract
Purpose of contract	General
Contract start date	02/02/2015
Contract end date	

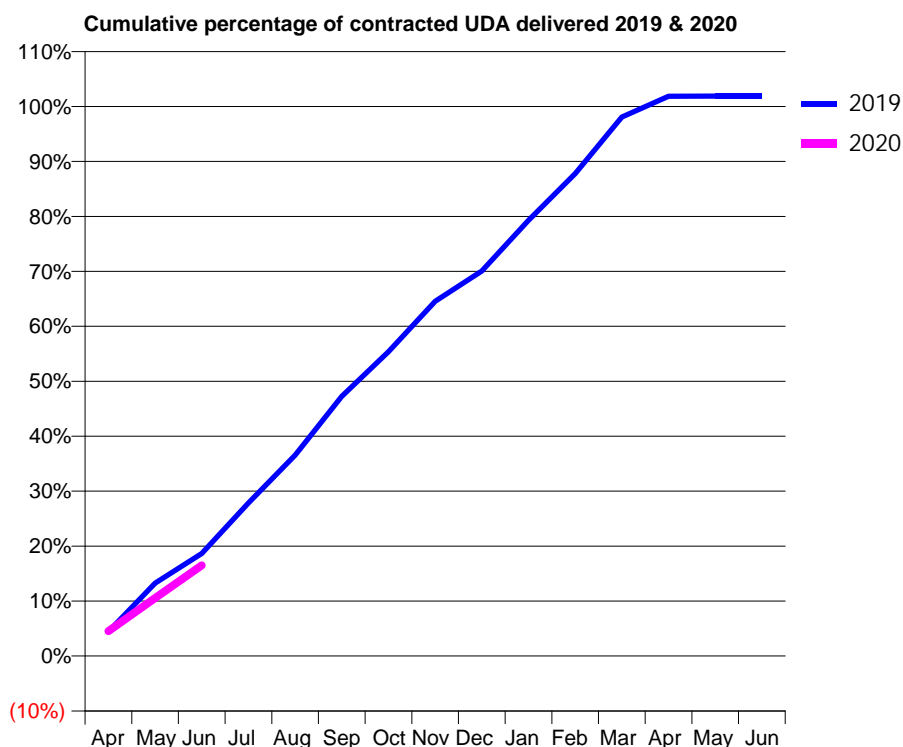
19/20 Contracted general activity (UDA)	7,200
Carry forward general activity (UDA)	0
19/20 Contracted orthodontic activity (UOA)	0
Carry forward orthodontic activity (UOA)	0
Baseline contract value	£215,874.30

ACCESS*

Patients seen in 24 months	Total	Change since previous quarter
Quarter ending June 2018	2,675	
Quarter ending September 2018	2,688	→
Quarter ending December 2018	2,676	→
Quarter ending March 2019	2,690	→
Quarter ending June 2019	2,701	→
Variance since June 2018	1.0%	→



ACTIVITY



Month	Adjusted Scheduled Activity (UDA)	
	2019	2020
April	320	325
May	954	761
June	1,344	1,190
July	2,006	
August	2,632	
September	3,403	
October	3,986	
November	4,647	
December	5,043	
January	5,708	
February	6,321	
March	7,062	
April	7,334	
May	7,336	
June	7,336	

QUALITY

	Quantity	Base Number	Contract	AT	Region	England
% of FP17s for the same patient ID Re-attending within 3 months - Children	8	189	4.2%	10.0%	11.9%	11.4%
% of FP17s for the same patient ID Re-attending within 3 months - Adults	53	429	12.4%	16.3%	17.2%	15.4%
% of FP17s for the same patient ID Re-attending between 3 & 9 months - Children	83	189	43.9%	50.0%	49.8%	59.8%
% of FP17s for the same patient ID Re-attending between 3 & 9 months - Adults	142	429	33.1%	38.6%	39.5%	52.1%
% of FP17s for Band 1 Urgent Courses	44	526	8.4%	11.8%	11.2%	9.2%
% of FP17s Relating to Free Repair or Replacements	1	526	0.2%	0.5%	0.5%	0.7%
% of FP17s Relating to Continuations	2	526	0.4%	0.5%	0.7%	0.8%
% of Patients satisfied with the dentistry they have received	1	1	N/A	89.8%	90.6%	93.4%
% of Patients satisfied with the time they had to wait for an appointment	1	1	N/A	84.2%	83.8%	87.6%

* This is based on patients treated on this contract for their most recent course of treatment. Figures in italics indicate the base number of FP17s or Patient Questionnaire responses are less than 100. N/A is shown where the base number of responses is less than 10 during the period. % is calculated as Quantity/Base number*100

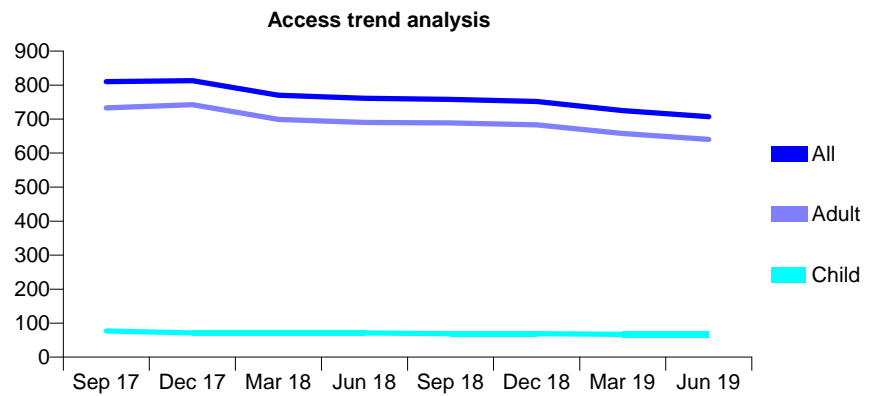
Q62 - Vital Signs At a Glance Contract Report for 613142/0001 - June 2019

Name or company name	MRS S BAHL
Contract type name	GDS Contract
Purpose of contract	General
Contract start date	01/10/2012
Contract end date	

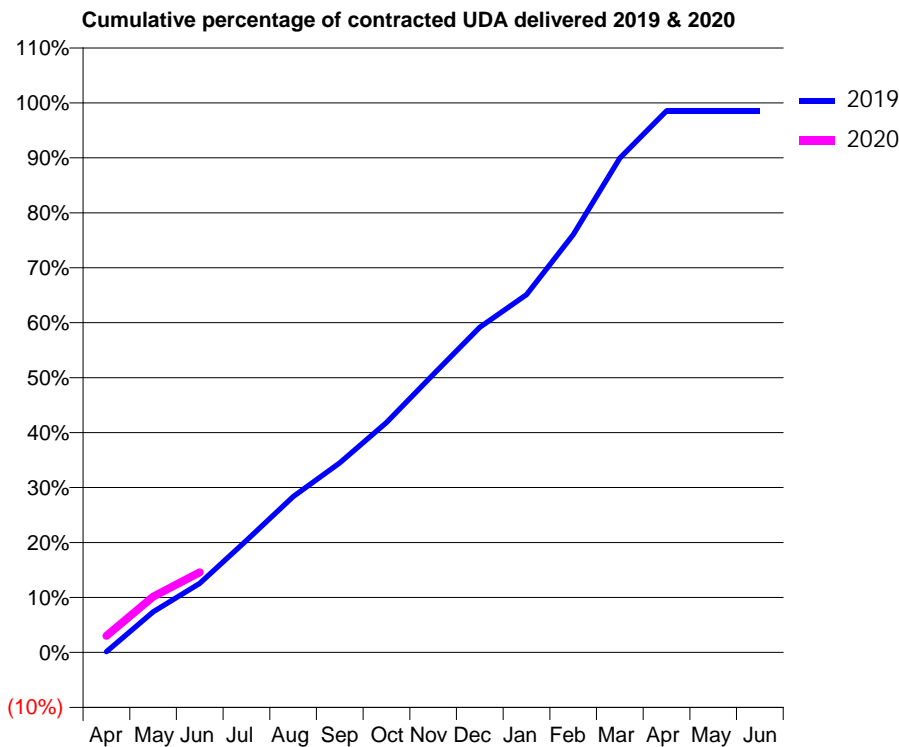
19/20 Contracted general activity (UDA)	3,925
Carry forward general activity (UDA)	0
19/20 Contracted orthodontic activity (UOA)	0
Carry forward orthodontic activity (UOA)	0
Baseline contract value	£110,503.50

ACCESS*

Patients seen in 24 months	Total	Change since previous quarter
Quarter ending June 2018	761	
Quarter ending September 2018	758	→
Quarter ending December 2018	752	→
Quarter ending March 2019	725	↓
Quarter ending June 2019	707	↓
Variance since June 2018	(7.1%)	↓



ACTIVITY



Month	2019	2020
April	5	119
May	290	399
June	493	572
July	799	
August	1,113	
September	1,354	
October	1,642	
November	1,984	
December	2,322	
January	2,555	
February	2,984	
March	3,530	
April	3,867	
May	3,867	
June	3,867	

QUALITY

	Quantity	Base Number	Contract	AT	Region	England
% of FP17s for the same patient ID Re-attending within 3 months - Children	0	19	0.0%	10.0%	11.9%	11.4%
% of FP17s for the same patient ID Re-attending within 3 months - Adults	37	164	22.6%	16.3%	17.2%	15.4%
% of FP17s for the same patient ID Re-attending between 3 & 9 months - Children	7	19	36.8%	50.0%	49.8%	59.8%
% of FP17s for the same patient ID Re-attending between 3 & 9 months - Adults	66	164	40.2%	38.6%	39.5%	52.1%
% of FP17s for Band 1 Urgent Courses	20	133	15.0%	11.8%	11.2%	9.2%
% of FP17s Relating to Free Repair or Replacements	0	133	0.0%	0.5%	0.5%	0.7%
% of FP17s Relating to Continuations	5	133	3.8%	0.5%	0.7%	0.8%
% of Patients satisfied with the dentistry they have received	0	0	N/A	89.8%	90.6%	93.4%
% of Patients satisfied with the time they had to wait for an appointment	0	0	N/A	84.2%	83.8%	87.6%

* This is based on patients treated on this contract for their most recent course of treatment. Figures in italics indicate the base number of FP17s or Patient Questionnaire responses are less than 100. N/A is shown where the base number of responses is less than 10 during the period. % is calculated as Quantity/Base number*100

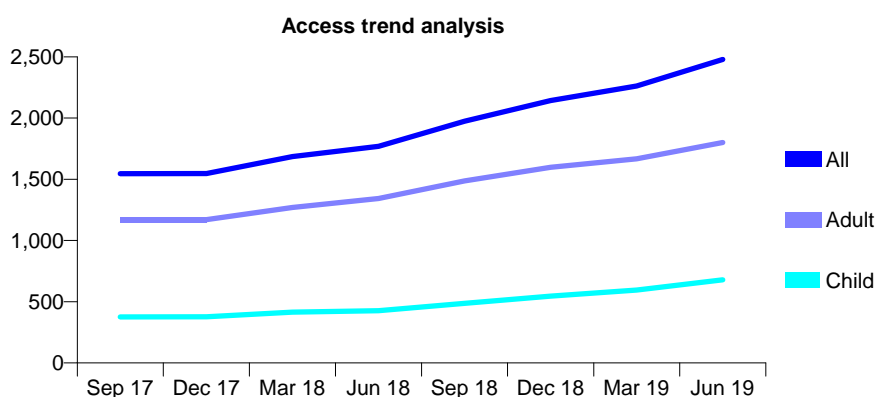
Q62 - Vital Signs At a Glance Contract Report for 619949/0001 - June 2019

Name or company name	Dhrupti Patel
Contract type name	GDS Contract
Purpose of contract	General
Contract start date	01/04/2006
Contract end date	

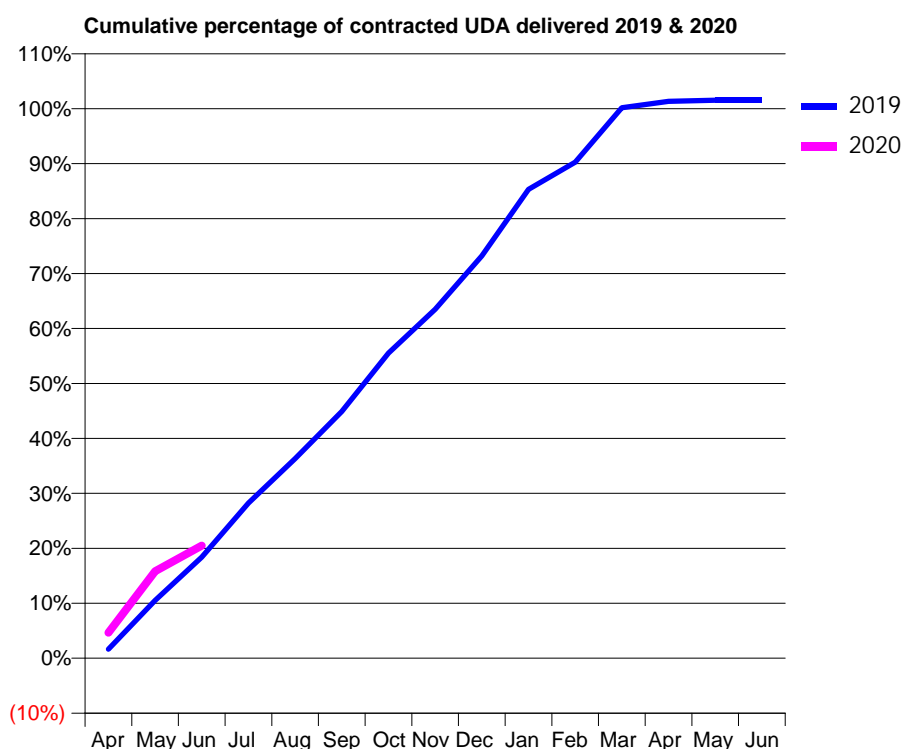
19/20 Contracted general activity (UDA)	6,100
Carry forward general activity (UDA)	0
19/20 Contracted orthodontic activity (UOA)	0
Carry forward orthodontic activity (UOA)	0
Baseline contract value	£174,399.34

ACCESS*

Patients seen in 24 months	Total	Change since previous quarter
Quarter ending June 2018	1,770	
Quarter ending September 2018	1,974	↑
Quarter ending December 2018	2,143	↑
Quarter ending March 2019	2,262	↑
Quarter ending June 2019	2,479	↑
Variance since June 2018	40.1%	↑



ACTIVITY



Month	2019	2020
April	101	284
May	642	966
June	1,123	1,250
July	1,722	
August	2,216	
September	2,738	
October	3,387	
November	3,873	
December	4,466	
January	5,205	
February	5,506	
March	6,110	
April	6,182	
May	6,195	
June	6,195	

QUALITY

	Quantity	Base Number	Contract	AT	Region	England
% of FP17s for the same patient ID Re-attending within 3 months - Children	8	173	4.6%	10.0%	11.9%	11.4%
% of FP17s for the same patient ID Re-attending within 3 months - Adults	32	317	10.1%	16.3%	17.2%	15.4%
% of FP17s for the same patient ID Re-attending between 3 & 9 months - Children	35	173	20.2%	50.0%	49.8%	59.8%
% of FP17s for the same patient ID Re-attending between 3 & 9 months - Adults	59	317	18.6%	38.6%	39.5%	52.1%
% of FP17s for Band 1 Urgent Courses	70	465	15.1%	11.8%	11.2%	9.2%
% of FP17s Relating to Free Repair or Replacements	0	465	0.0%	0.5%	0.5%	0.7%
% of FP17s Relating to Continuations	2	465	0.4%	0.5%	0.7%	0.8%
% of Patients satisfied with the dentistry they have received	1	1	N/A	89.8%	90.6%	93.4%
% of Patients satisfied with the time they had to wait for an appointment	1	1	N/A	84.2%	83.8%	87.6%

* This is based on patients treated on this contract for their most recent course of treatment. Figures in italics indicate the base number of FP17s or Patient Questionnaire responses are less than 100. N/A is shown where the base number of responses is less than 10 during the period. % is calculated as Quantity/Base number*100

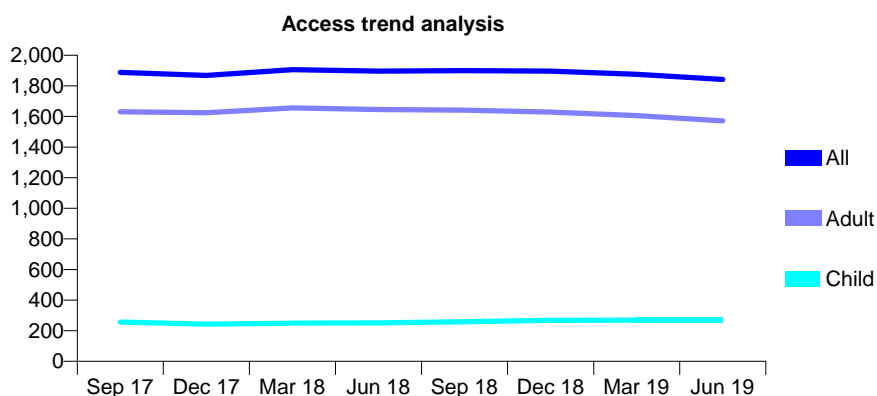
Q62 - Vital Signs At a Glance Contract Report for 629197/0001 - June 2019

Name or company name	MR NP MEYER
Contract type name	GDS Contract
Purpose of contract	General
Contract start date	01/04/2006
Contract end date	

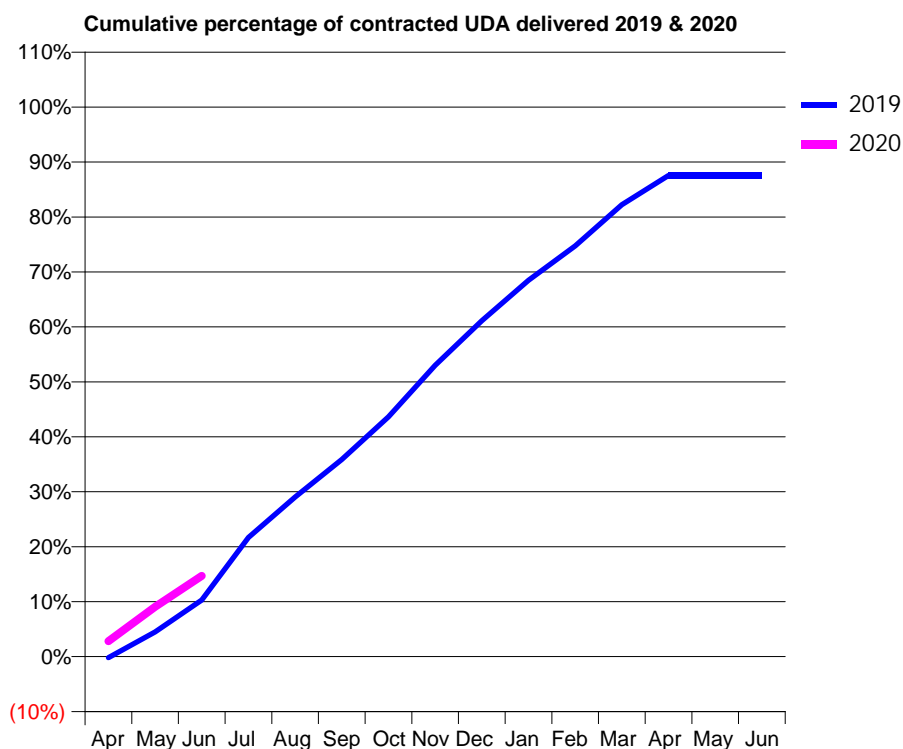
19/20 Contracted general activity (UDA)	7,192
Carry forward general activity (UDA)	0
19/20 Contracted orthodontic activity (UOA)	0
Carry forward orthodontic activity (UOA)	0
Baseline contract value	£207,581.53

ACCESS*

Patients seen in 24 months	Total	Change since previous quarter
Quarter ending June 2018	1,897	
Quarter ending September 2018	1,899	→
Quarter ending December 2018	1,897	→
Quarter ending March 2019	1,876	↓
Quarter ending June 2019	1,842	↓
Variance since June 2018	(2.9%)	↓



ACTIVITY



Month	Adjusted Scheduled Activity (UDA)	
	2019	2020
April	-14	201
May	324	654
June	741	1,056
July	1,560	
August	2,090	
September	2,581	
October	3,140	
November	3,813	
December	4,396	
January	4,925	
February	5,376	
March	5,914	
April	6,297	
May	6,297	
June	6,297	

QUALITY

	Quantity	Base Number	Contract	AT	Region	England
% of FP17s for the same patient ID Re-attending within 3 months - Children	3	86	3.5%	10.0%	11.9%	11.4%
% of FP17s for the same patient ID Re-attending within 3 months - Adults	58	500	11.6%	16.3%	17.2%	15.4%
% of FP17s for the same patient ID Re-attending between 3 & 9 months - Children	58	86	67.4%	50.0%	49.8%	59.8%
% of FP17s for the same patient ID Re-attending between 3 & 9 months - Adults	312	500	62.4%	38.6%	39.5%	52.1%
% of FP17s for Band 1 Urgent Courses	37	451	8.2%	11.8%	11.2%	9.2%
% of FP17s Relating to Free Repair or Replacements	2	451	0.4%	0.5%	0.5%	0.7%
% of FP17s Relating to Continuations	4	451	0.9%	0.5%	0.7%	0.8%
% of Patients satisfied with the dentistry they have received	2	2	N/A	89.8%	90.6%	93.4%
% of Patients satisfied with the time they had to wait for an appointment	2	2	N/A	84.2%	83.8%	87.6%

* This is based on patients treated on this contract for their most recent course of treatment. Figures in italics indicate the base number of FP17s or Patient Questionnaire responses are less than 100. N/A is shown where the base number of responses is less than 10 during the period. % is calculated as Quantity/Base number*100

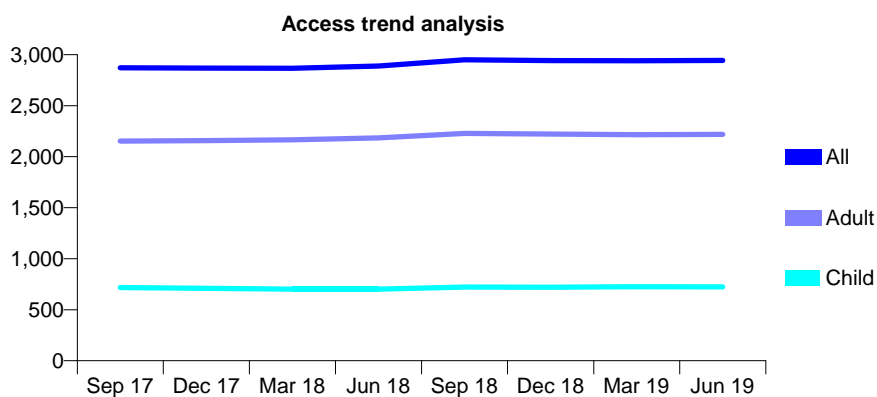
Q62 - Vital Signs At a Glance Contract Report for 631329/0001 - June 2019

Name or company name	MR RE LIM
Contract type name	GDS Contract
Purpose of contract	General
Contract start date	01/04/2006
Contract end date	

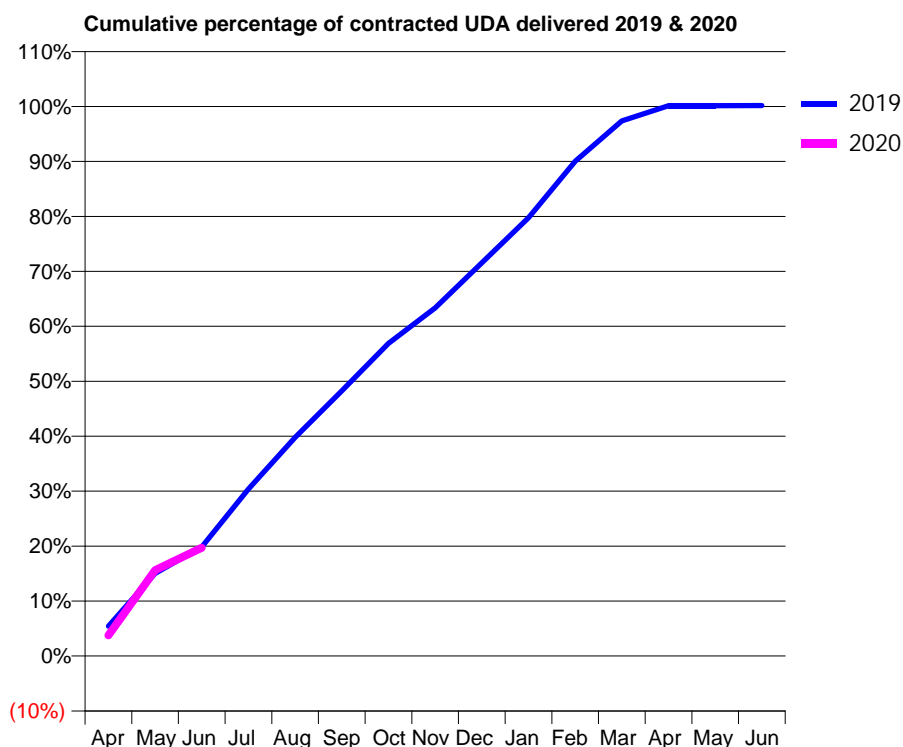
19/20 Contracted general activity (UDA)	8,686
Carry forward general activity (UDA)	0
19/20 Contracted orthodontic activity (UOA)	0
Carry forward orthodontic activity (UOA)	0
Baseline contract value	£244,447.13

ACCESS*

Patients seen in 24 months	Total	Change since previous quarter
Quarter ending June 2018	2,888	
Quarter ending September 2018	2,950	↑
Quarter ending December 2018	2,942	→
Quarter ending March 2019	2,941	→
Quarter ending June 2019	2,943	→
Variance since June 2018	1.9%	→



ACTIVITY



Month	Adjusted Scheduled Activity (UDA)	
	2019	2020
April	472	328
May	1,307	1,356
June	1,725	1,710
July	2,639	
August	3,458	
September	4,192	
October	4,943	
November	5,503	
December	6,212	
January	6,928	
February	7,820	
March	8,457	
April	8,697	
May	8,698	
June	8,699	

QUALITY

	Quantity	Base Number	Contract	AT	Region	England
% of FP17s for the same patient ID Re-attending within 3 months - Children	9	247	3.6%	10.0%	11.9%	11.4%
% of FP17s for the same patient ID Re-attending within 3 months - Adults	95	690	13.8%	16.3%	17.2%	15.4%
% of FP17s for the same patient ID Re-attending between 3 & 9 months - Children	175	247	70.9%	50.0%	49.8%	59.8%
% of FP17s for the same patient ID Re-attending between 3 & 9 months - Adults	403	690	58.4%	38.6%	39.5%	52.1%
% of FP17s for Band 1 Urgent Courses	79	830	9.5%	11.8%	11.2%	9.2%
% of FP17s Relating to Free Repair or Replacements	2	830	0.2%	0.5%	0.5%	0.7%
% of FP17s Relating to Continuations	3	830	0.4%	0.5%	0.7%	0.8%
% of Patients satisfied with the dentistry they have received	1	1	N/A	89.8%	90.6%	93.4%
% of Patients satisfied with the time they had to wait for an appointment	1	1	N/A	84.2%	83.8%	87.6%

* This is based on patients treated on this contract for their most recent course of treatment. Figures in italics indicate the base number of FP17s or Patient Questionnaire responses are less than 100. N/A is shown where the base number of responses is less than 10 during the period. % is calculated as Quantity/Base number*100

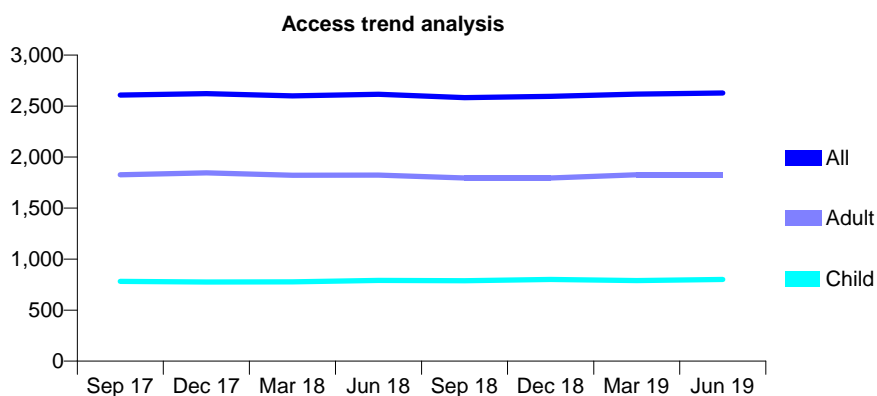
Q62 - Vital Signs At a Glance Contract Report for 635693/0001 - June 2019

Name or company name	MR JL SONEJI
Contract type name	GDS Contract
Purpose of contract	General
Contract start date	01/04/2006
Contract end date	

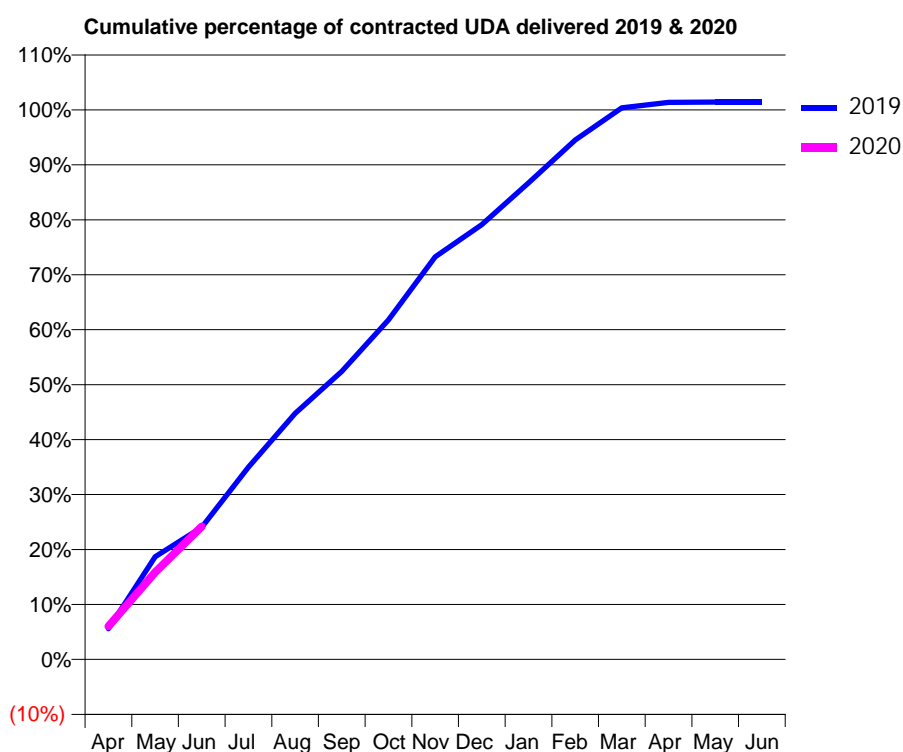
19/20 Contracted general activity (UDA)	6,493
Carry forward general activity (UDA)	0
19/20 Contracted orthodontic activity (UOA)	0
Carry forward orthodontic activity (UOA)	0
Baseline contract value	£196,537.06

ACCESS*

Patients seen in 24 months	Total	Change since previous quarter
Quarter ending June 2018	2,616	
Quarter ending September 2018	2,583	↓
Quarter ending December 2018	2,596	→
Quarter ending March 2019	2,617	→
Quarter ending June 2019	2,628	→
Variance since June 2018	0.5%	→



ACTIVITY



Adjusted Scheduled Activity (UDA)		
Month	2019	2020
April	362	392
May	1,214	1,030
June	1,560	1,570
July	2,273	
August	2,908	
September	3,402	
October	4,013	
November	4,756	
December	5,138	
January	5,630	
February	6,137	
March	6,516	
April	6,581	
May	6,586	
June	6,586	

QUALITY

	Quantity	Base Number	Contract	AT	Region	England
% of FP17s for the same patient ID Re-attending within 3 months - Children	10	197	5.1%	10.0%	11.9%	11.4%
% of FP17s for the same patient ID Re-attending within 3 months - Adults	45	408	11.0%	16.3%	17.2%	15.4%
% of FP17s for the same patient ID Re-attending between 3 & 9 months - Children	73	197	37.1%	50.0%	49.8%	59.8%
% of FP17s for the same patient ID Re-attending between 3 & 9 months - Adults	119	408	29.2%	38.6%	39.5%	52.1%
% of FP17s for Band 1 Urgent Courses	47	553	8.5%	11.8%	11.2%	9.2%
% of FP17s Relating to Free Repair or Replacements	0	553	0.0%	0.5%	0.5%	0.7%
% of FP17s Relating to Continuations	11	553	2.0%	0.5%	0.7%	0.8%
% of Patients satisfied with the dentistry they have received	1	1	N/A	89.8%	90.6%	93.4%
% of Patients satisfied with the time they had to wait for an appointment	1	1	N/A	84.2%	83.8%	87.6%

* This is based on patients treated on this contract for their most recent course of treatment. Figures in italics indicate the base number of FP17s or Patient Questionnaire responses are less than 100. N/A is shown where the base number of responses is less than 10 during the period. % is calculated as Quantity/Base number*100

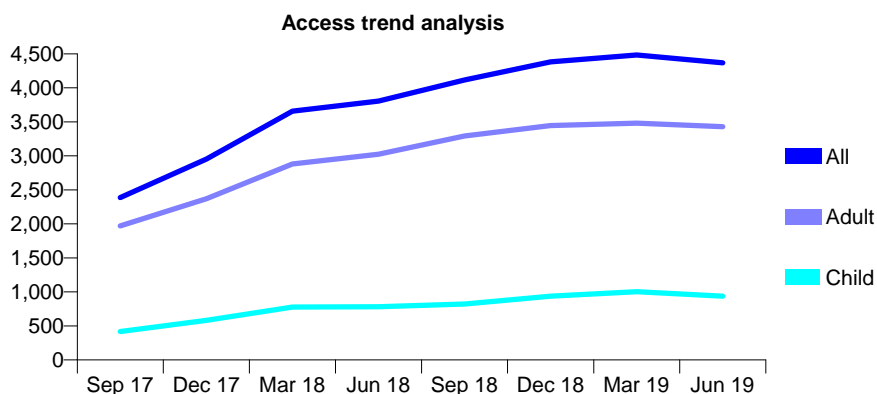
Q62 - Vital Signs At a Glance Contract Report for 636320/0001 - June 2019

Name or company name	Sterling Dental Centre
Contract type name	GDS Contract
Purpose of contract	General
Contract start date	01/04/2006
Contract end date	

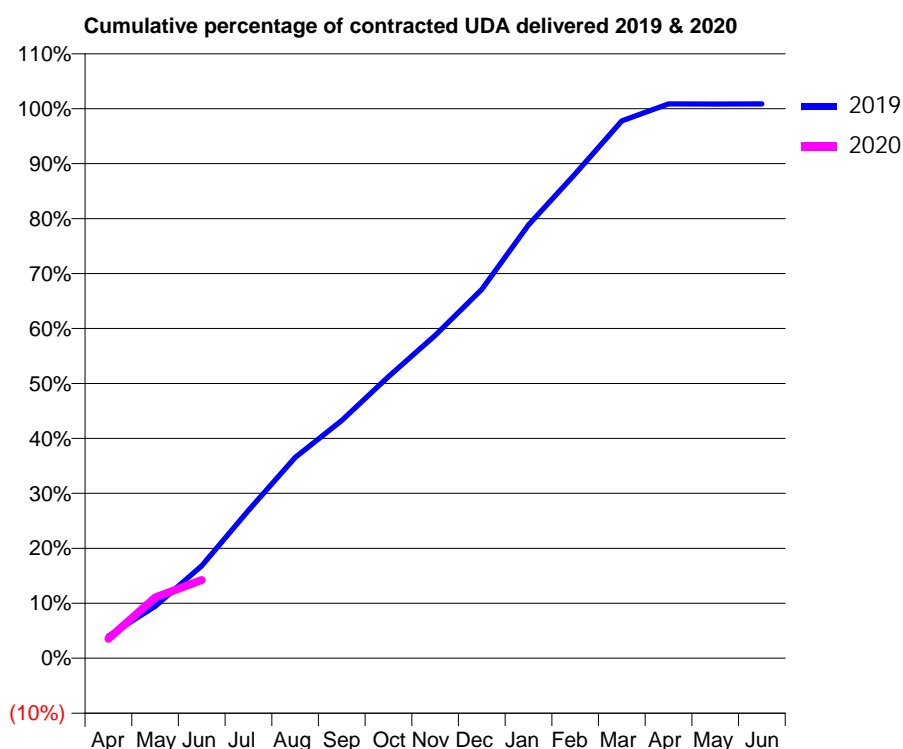
19/20 Contracted general activity (UDA)	15,161
Carry forward general activity (UDA)	0
19/20 Contracted orthodontic activity (UOA)	0
Carry forward orthodontic activity (UOA)	0
Baseline contract value	£816,183.31

ACCESS*

Patients seen in 24 months	Total	Change since previous quarter
Quarter ending June 2018	3,805	
Quarter ending September 2018	4,116	↑
Quarter ending December 2018	4,384	↑
Quarter ending March 2019	4,484	↑
Quarter ending June 2019	4,367	↓
Variance since June 2018	14.8%	↑



ACTIVITY



Month	2019	2020
April	612	535
May	1,434	1,677
June	2,550	2,159
July	4,077	
August	5,539	
September	6,559	
October	7,768	
November	8,909	
December	10,173	
January	11,954	
February	13,363	
March	14,827	
April	15,293	
May	15,290	
June	15,291	

QUALITY

	Quantity	Base Number	Contract	AT	Region	England
% of FP17s for the same patient ID Re-attending within 3 months - Children	10	158	6.3%	10.0%	11.9%	11.4%
% of FP17s for the same patient ID Re-attending within 3 months - Adults	26	810	3.2%	16.3%	17.2%	15.4%
% of FP17s for the same patient ID Re-attending between 3 & 9 months - Children	3	158	1.9%	50.0%	49.8%	59.8%
% of FP17s for the same patient ID Re-attending between 3 & 9 months - Adults	9	810	1.1%	38.6%	39.5%	52.1%
% of FP17s for Band 1 Urgent Courses	7	790	0.9%	11.8%	11.2%	9.2%
% of FP17s Relating to Free Repair or Replacements	0	790	0.0%	0.5%	0.5%	0.7%
% of FP17s Relating to Continuations	4	790	0.5%	0.5%	0.7%	0.8%
% of Patients satisfied with the dentistry they have received	0	0	N/A	89.8%	90.6%	93.4%
% of Patients satisfied with the time they had to wait for an appointment	0	0	N/A	84.2%	83.8%	87.6%

* This is based on patients treated on this contract for their most recent course of treatment.

Figures in italics indicate the base number of FP17s or Patient Questionnaire responses are less than 100. N/A is shown where the base number of responses is less than 10 during the period. % is calculated as Quantity/Base number*100

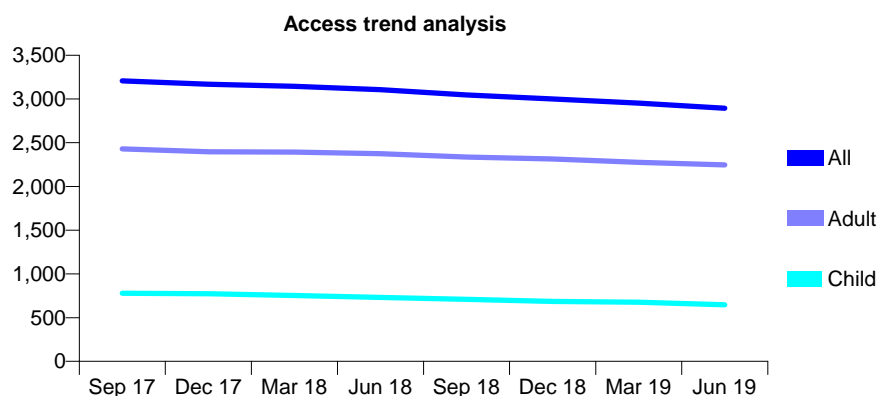
Q62 - Vital Signs At a Glance Contract Report for 638889/0001 - June 2019

Name or company name	MR BV TAANK
Contract type name	GDS Contract
Purpose of contract	General
Contract start date	01/04/2006
Contract end date	

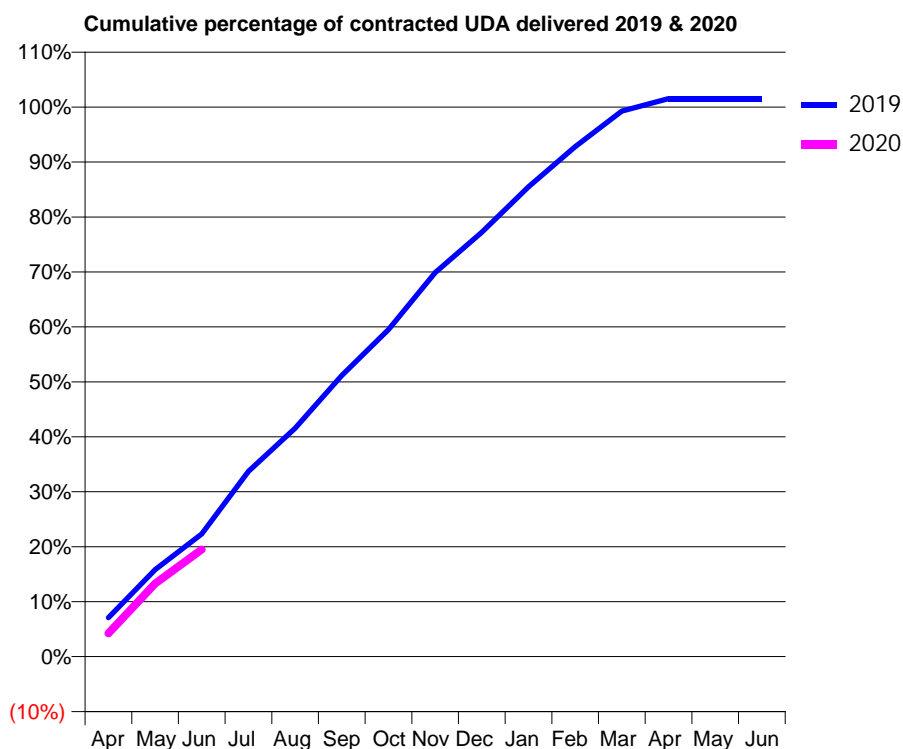
19/20 Contracted general activity (UDA)	8,508
Carry forward general activity (UDA)	0
19/20 Contracted orthodontic activity (UOA)	0
Carry forward orthodontic activity (UOA)	0
Baseline contract value	£195,308.37

ACCESS*

Patients seen in 24 months	Total	Change since previous quarter
Quarter ending June 2018	3,107	
Quarter ending September 2018	3,046	↓
Quarter ending December 2018	3,000	↓
Quarter ending March 2019	2,953	↓
Quarter ending June 2019	2,894	↓
Variance since June 2018	(6.9%)	↓



ACTIVITY



Month	Adjusted Scheduled Activity (UDA)	
	2019	2020
April	604	361
May	1,347	1,131
June	1,898	1,660
July	2,869	
August	3,538	
September	4,352	
October	5,063	
November	5,945	
December	6,569	
January	7,273	
February	7,896	
March	8,445	
April	8,638	
May	8,639	
June	8,639	

QUALITY

	Quantity	Base Number	Contract	AT	Region	England
% of FP17s for the same patient ID Re-attending within 3 months - Children	26	246	10.6%	10.0%	11.9%	11.4%
% of FP17s for the same patient ID Re-attending within 3 months - Adults	107	803	13.3%	16.3%	17.2%	15.4%
% of FP17s for the same patient ID Re-attending between 3 & 9 months - Children	162	246	65.9%	50.0%	49.8%	59.8%
% of FP17s for the same patient ID Re-attending between 3 & 9 months - Adults	505	803	62.9%	38.6%	39.5%	52.1%
% of FP17s for Band 1 Urgent Courses	23	924	2.5%	11.8%	11.2%	9.2%
% of FP17s Relating to Free Repair or Replacements	8	924	0.9%	0.5%	0.5%	0.7%
% of FP17s Relating to Continuations	8	924	0.9%	0.5%	0.7%	0.8%
% of Patients satisfied with the dentistry they have received	0	0	N/A	89.8%	90.6%	93.4%
% of Patients satisfied with the time they had to wait for an appointment	0	0	N/A	84.2%	83.8%	87.6%

* This is based on patients treated on this contract for their most recent course of treatment. Figures in italics indicate the base number of FP17s or Patient Questionnaire responses are less than 100. N/A is shown where the base number of responses is less than 10 during the period. % is calculated as Quantity/Base number*100

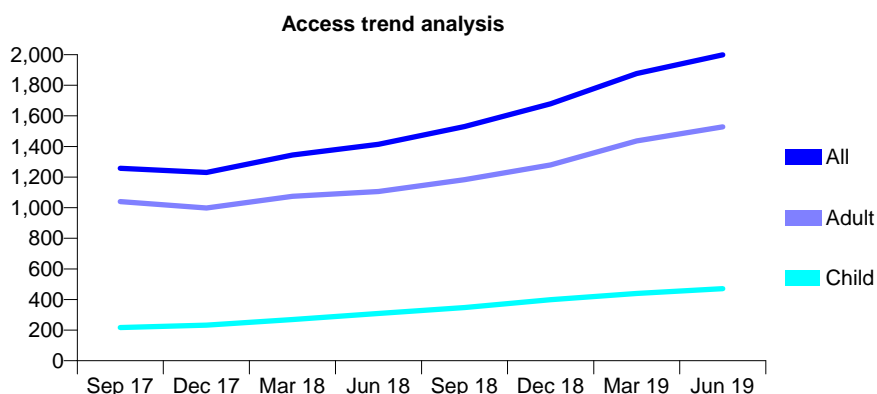
Q62 - Vital Signs At a Glance Contract Report for 642991/0001 - June 2019

Name or company name	Mr K Dhir
Contract type name	GDS Contract
Purpose of contract	General
Contract start date	01/04/2006
Contract end date	

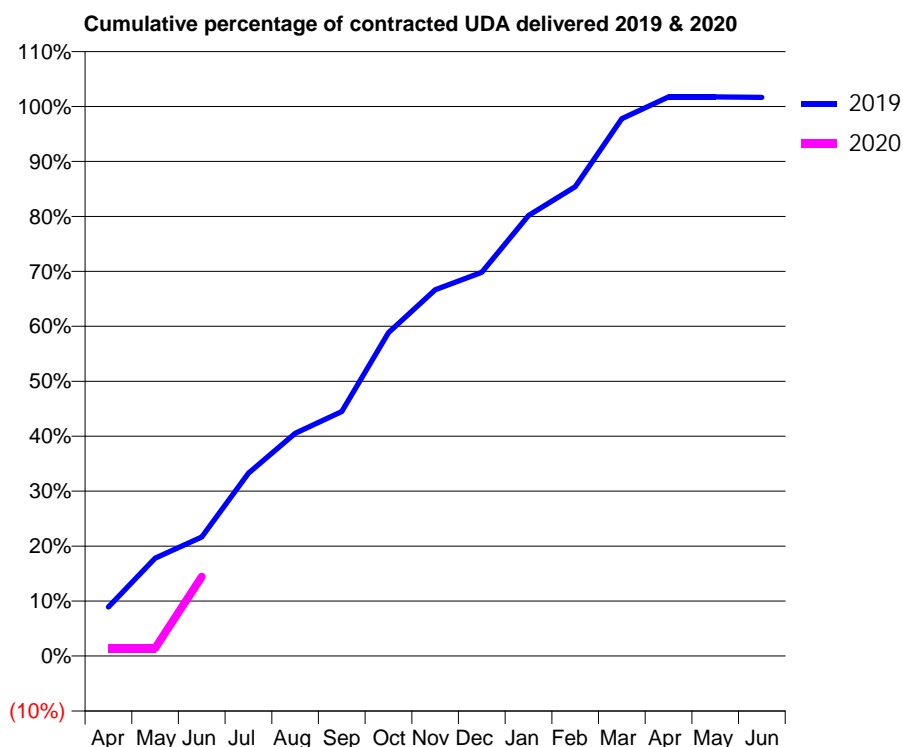
19/20 Contracted general activity (UDA)	6,161
Carry forward general activity (UDA)	0
19/20 Contracted orthodontic activity (UOA)	0
Carry forward orthodontic activity (UOA)	0
Baseline contract value	£205,812.80

ACCESS*

Patients seen in 24 months	Total	Change since previous quarter
Quarter ending June 2018	1,415	
Quarter ending September 2018	1,531	↑
Quarter ending December 2018	1,679	↑
Quarter ending March 2019	1,877	↑
Quarter ending June 2019	1,999	↑
Variance since June 2018	41.3%	↑



ACTIVITY



Month	Adjusted Scheduled Activity (UDA)	
	2019	2020
April	551	89
May	1,098	89
June	1,335	889
July	2,051	
August	2,496	
September	2,741	
October	3,625	
November	4,106	
December	4,301	
January	4,939	
February	5,263	
March	6,025	
April	6,269	
May	6,269	
June	6,262	

QUALITY

	Quantity	Base Number	Contract	AT	Region	England
% of FP17s for the same patient ID Re-attending within 3 months - Children	1	129	0.8%	10.0%	11.9%	11.4%
% of FP17s for the same patient ID Re-attending within 3 months - Adults	21	325	6.5%	16.3%	17.2%	15.4%
% of FP17s for the same patient ID Re-attending between 3 & 9 months - Children	58	129	45.0%	50.0%	49.8%	59.8%
% of FP17s for the same patient ID Re-attending between 3 & 9 months - Adults	128	325	39.4%	38.6%	39.5%	52.1%
% of FP17s for Band 1 Urgent Courses	24	376	6.4%	11.8%	11.2%	9.2%
% of FP17s Relating to Free Repair or Replacements	0	376	0.0%	0.5%	0.5%	0.7%
% of FP17s Relating to Continuations	0	376	0.0%	0.5%	0.7%	0.8%
% of Patients satisfied with the dentistry they have received	1	2	N/A	89.8%	90.6%	93.4%
% of Patients satisfied with the time they had to wait for an appointment	2	2	N/A	84.2%	83.8%	87.6%

* This is based on patients treated on this contract for their most recent course of treatment. Figures in italics indicate the base number of FP17s or Patient Questionnaire responses are less than 100. N/A is shown where the base number of responses is less than 10 during the period. % is calculated as Quantity/Base number*100

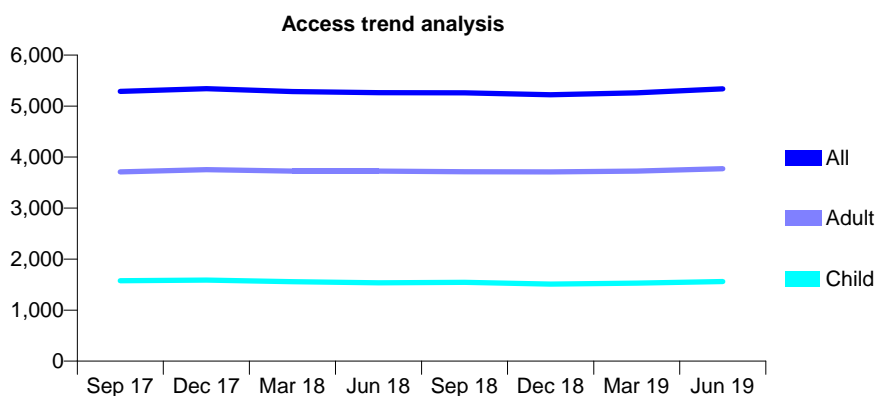
Q62 - Vital Signs At a Glance Contract Report for 651648/0001 - June 2019

Name or company name	MRS JV PATEL
Contract type name	GDS Contract
Purpose of contract	General
Contract start date	01/04/2006
Contract end date	

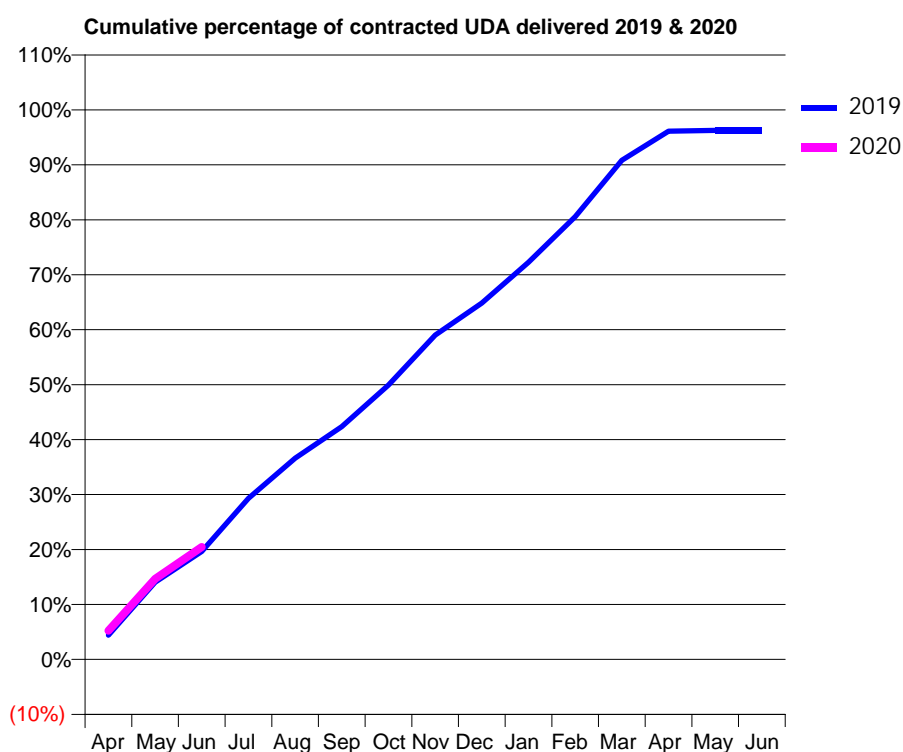
19/20 Contracted general activity (UDA)	10,583
Carry forward general activity (UDA)	0
19/20 Contracted orthodontic activity (UOA)	0
Carry forward orthodontic activity (UOA)	0
Baseline contract value	£257,672.70

ACCESS*

Patients seen in 24 months	Total	Change since previous quarter
Quarter ending June 2018	5,263	
Quarter ending September 2018	5,259	→
Quarter ending December 2018	5,222	→
Quarter ending March 2019	5,259	→
Quarter ending June 2019	5,338	→
Variance since June 2018	1.4%	→



ACTIVITY



Month	2019	2020
April	467	553
May	1,487	1,553
June	2,078	2,167
July	3,100	
August	3,878	
September	4,484	
October	5,284	
November	6,245	
December	6,864	
January	7,648	
February	8,526	
March	9,612	
April	10,171	
May	10,187	
June	10,187	

QUALITY

	Quantity	Base Number	Contract	AT	Region	England
% of FP17s for the same patient ID Re-attending within 3 months - Children	34	474	7.2%	10.0%	11.9%	11.4%
% of FP17s for the same patient ID Re-attending within 3 months - Adults	169	1,009	16.7%	16.3%	17.2%	15.4%
% of FP17s for the same patient ID Re-attending between 3 & 9 months - Children	232	474	48.9%	50.0%	49.8%	59.8%
% of FP17s for the same patient ID Re-attending between 3 & 9 months - Adults	319	1,009	31.6%	38.6%	39.5%	52.1%
% of FP17s for Band 1 Urgent Courses	162	1,203	13.5%	11.8%	11.2%	9.2%
% of FP17s Relating to Free Repair or Replacements	2	1,203	0.2%	0.5%	0.5%	0.7%
% of FP17s Relating to Continuations	2	1,203	0.2%	0.5%	0.7%	0.8%
% of Patients satisfied with the dentistry they have received	1	1	N/A	89.8%	90.6%	93.4%
% of Patients satisfied with the time they had to wait for an appointment	1	1	N/A	84.2%	83.8%	87.6%

* This is based on patients treated on this contract for their most recent course of treatment. Figures in italics indicate the base number of FP17s or Patient Questionnaire responses are less than 100. N/A is shown where the base number of responses is less than 10 during the period. % is calculated as Quantity/Base number*100

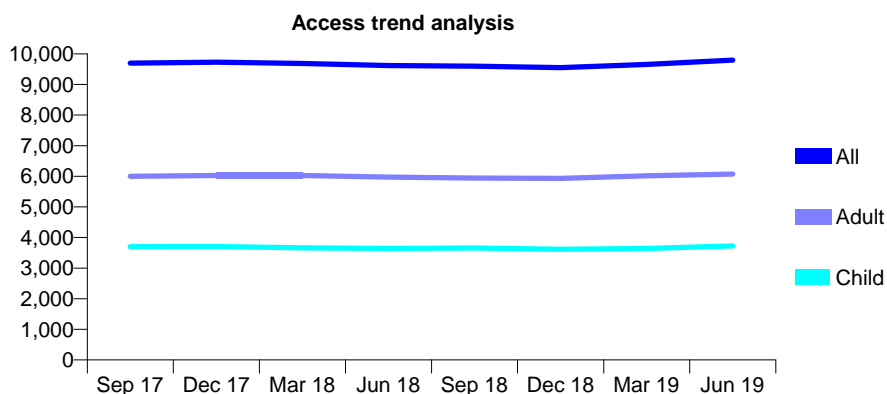
Q62 - Vital Signs At a Glance Contract Report for 653233/0001 - June 2019

Name or company name	Gadhri, Campbell-Barr and Pathmanyagam
Contract type name	GDS Contract
Purpose of contract	General
Contract start date	01/04/2006
Contract end date	

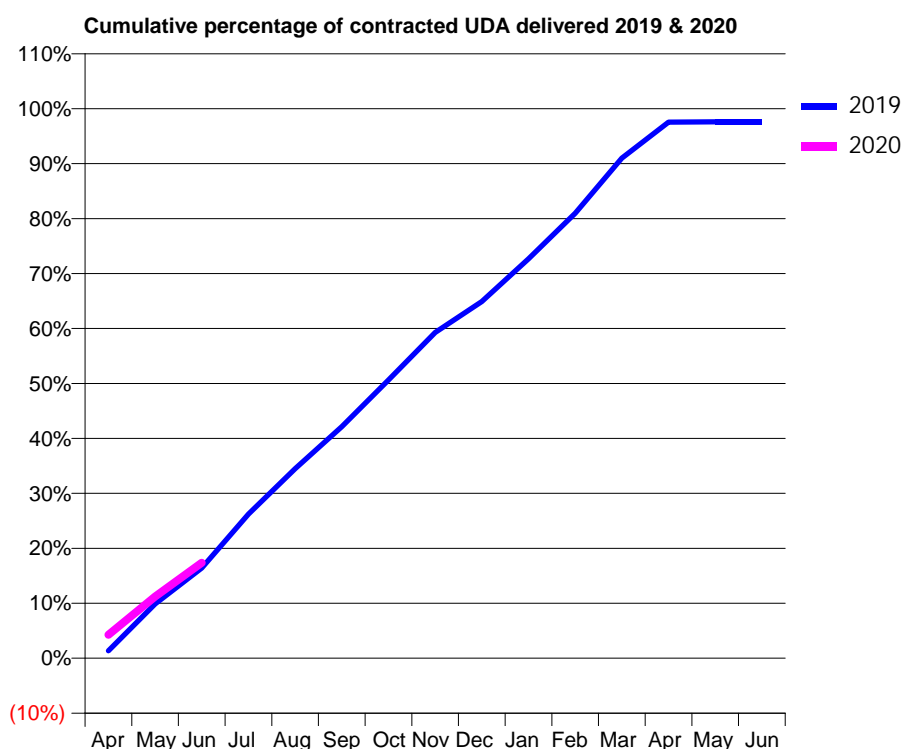
19/20 Contracted general activity (UDA)	23,558
Carry forward general activity (UDA)	0
19/20 Contracted orthodontic activity (UOA)	0
Carry forward orthodontic activity (UOA)	0
Baseline contract value	£688,800.13

ACCESS*

Patients seen in 24 months	Total	Change since previous quarter
Quarter ending June 2018	9,618	
Quarter ending September 2018	9,599	→
Quarter ending December 2018	9,547	→
Quarter ending March 2019	9,655	→
Quarter ending June 2019	9,796	→
Variance since June 2018	1.9%	→



ACTIVITY



Month	2019	2020
April	319	1,004
May	2,329	2,646
June	3,869	4,095
July	6,176	
August	8,129	
September	9,925	
October	11,926	
November	13,964	
December	15,288	
January	17,121	
February	19,075	
March	21,434	
April	22,978	
May	22,994	
June	22,994	

QUALITY

	Quantity	Base Number	Contract	AT	Region	England
% of FP17s for the same patient ID Re-attending within 3 months - Children	76	1,142	6.7%	10.0%	11.9%	11.4%
% of FP17s for the same patient ID Re-attending within 3 months - Adults	233	1,401	16.6%	16.3%	17.2%	15.4%
% of FP17s for the same patient ID Re-attending between 3 & 9 months - Children	421	1,142	36.9%	50.0%	49.8%	59.8%
% of FP17s for the same patient ID Re-attending between 3 & 9 months - Adults	431	1,401	30.8%	38.6%	39.5%	52.1%
% of FP17s for Band 1 Urgent Courses	164	1,788	9.2%	11.8%	11.2%	9.2%
% of FP17s Relating to Free Repair or Replacements	13	1,788	0.7%	0.5%	0.5%	0.7%
% of FP17s Relating to Continuations	38	1,788	2.1%	0.5%	0.7%	0.8%
% of Patients satisfied with the dentistry they have received	5	6	N/A	89.8%	90.6%	93.4%
% of Patients satisfied with the time they had to wait for an appointment	4	6	N/A	84.2%	83.8%	87.6%

* This is based on patients treated on this contract for their most recent course of treatment. Figures in italics indicate the base number of FP17s or Patient Questionnaire responses are less than 100. N/A is shown where the base number of responses is less than 10 during the period. % is calculated as Quantity/Base number*100

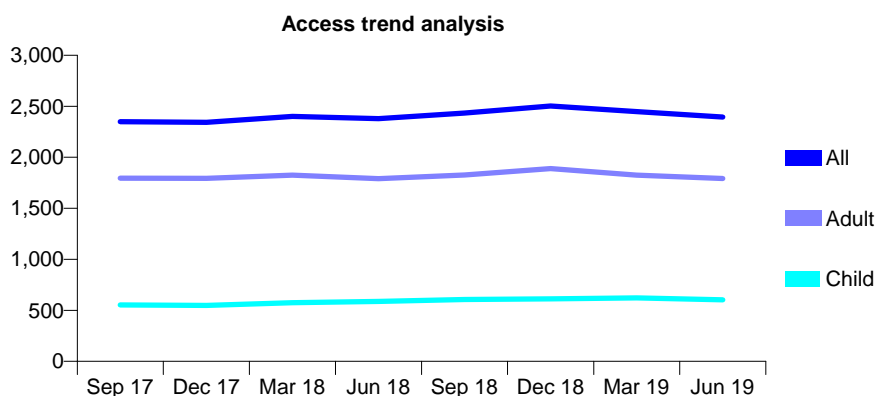
Q62 - Vital Signs At a Glance Contract Report for 657433/0002 - June 2019

Name or company name	MR P KUMAR
Contract type name	GDS Contract
Purpose of contract	General
Contract start date	01/04/2011
Contract end date	

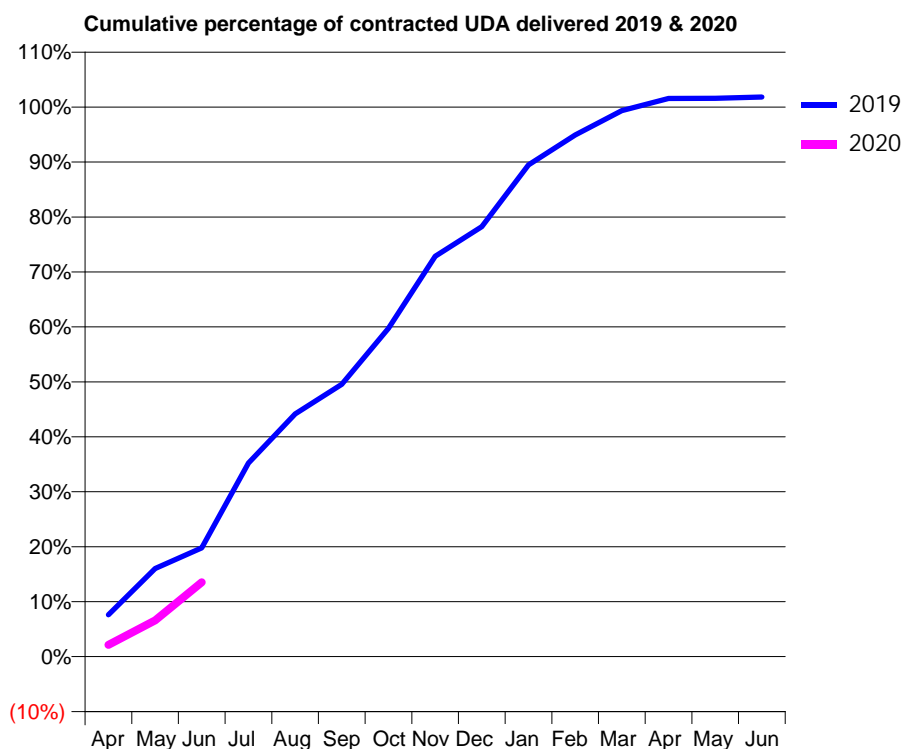
19/20 Contracted general activity (UDA)	5,191
Carry forward general activity (UDA)	0
19/20 Contracted orthodontic activity (UOA)	0
Carry forward orthodontic activity (UOA)	0
Baseline contract value	£206,387.93

ACCESS*

Patients seen in 24 months	Total	Change since previous quarter
Quarter ending June 2018	2,378	
Quarter ending September 2018	2,433	↑
Quarter ending December 2018	2,502	↑
Quarter ending March 2019	2,448	↓
Quarter ending June 2019	2,394	↓
Variance since June 2018	0.7%	→



ACTIVITY



Month	Adjusted Scheduled Activity (UDA)	
	2019	2020
April	397	112
May	832	343
June	1,027	702
July	1,828	
August	2,292	
September	2,572	
October	3,101	
November	3,782	
December	4,062	
January	4,645	
February	4,927	
March	5,157	
April	5,272	
May	5,274	
June	5,286	

QUALITY

	Quantity	Base Number	Contract	AT	Region	England
% of FP17s for the same patient ID Re-attending within 3 months - Children	8	129	6.2%	10.0%	11.9%	11.4%
% of FP17s for the same patient ID Re-attending within 3 months - Adults	42	312	13.5%	16.3%	17.2%	15.4%
% of FP17s for the same patient ID Re-attending between 3 & 9 months - Children	38	129	29.5%	50.0%	49.8%	59.8%
% of FP17s for the same patient ID Re-attending between 3 & 9 months - Adults	89	312	28.5%	38.6%	39.5%	52.1%
% of FP17s for Band 1 Urgent Courses	36	275	13.1%	11.8%	11.2%	9.2%
% of FP17s Relating to Free Repair or Replacements	2	275	0.7%	0.5%	0.5%	0.7%
% of FP17s Relating to Continuations	4	275	1.5%	0.5%	0.7%	0.8%
% of Patients satisfied with the dentistry they have received	0	0	N/A	89.8%	90.6%	93.4%
% of Patients satisfied with the time they had to wait for an appointment	0	0	N/A	84.2%	83.8%	87.6%

* This is based on patients treated on this contract for their most recent course of treatment. Figures in italics indicate the base number of FP17s or Patient Questionnaire responses are less than 100. N/A is shown where the base number of responses is less than 10 during the period. % is calculated as Quantity/Base number*100

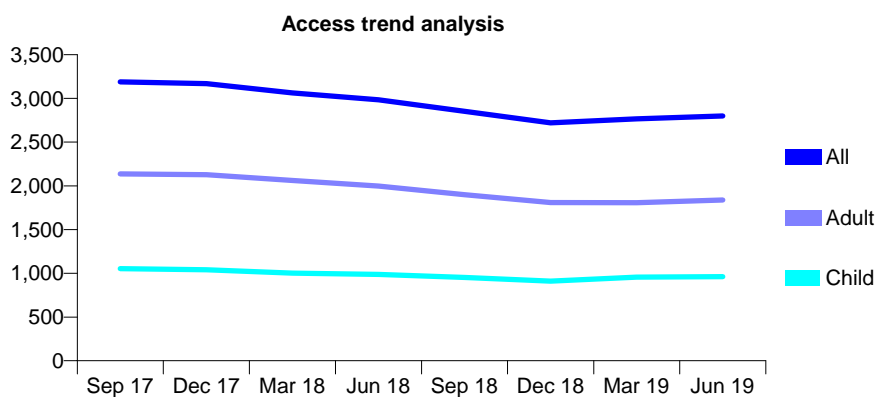
Q62 - Vital Signs At a Glance Contract Report for 660175/0001 - June 2019

Name or company name	RNSN Dental Care
Contract type name	GDS Contract
Purpose of contract	General
Contract start date	01/04/2006
Contract end date	

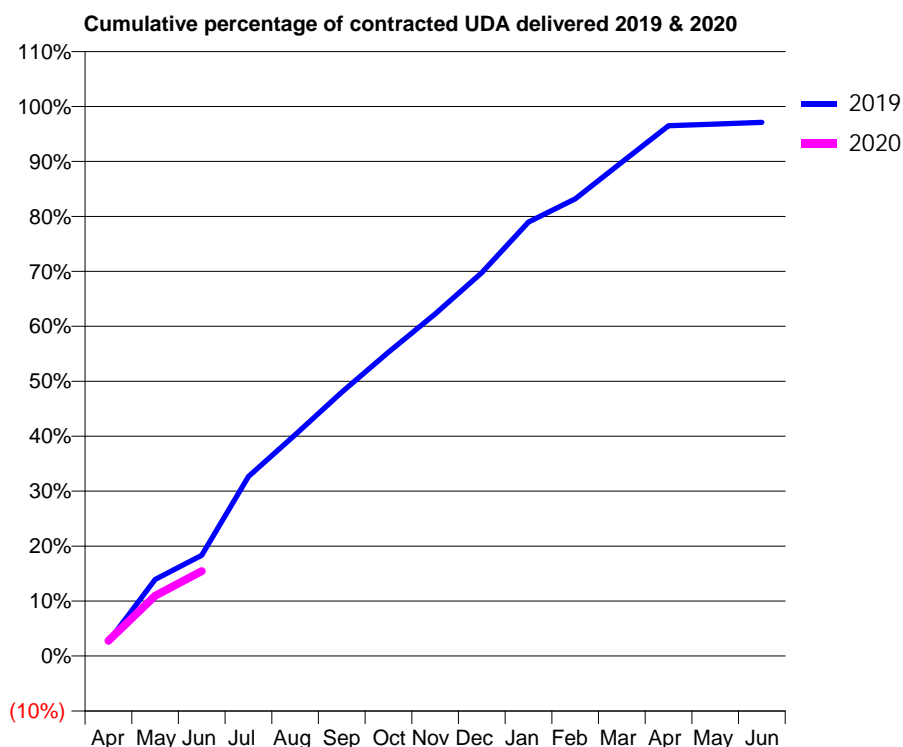
19/20 Contracted general activity (UDA)	10,063
Carry forward general activity (UDA)	0
19/20 Contracted orthodontic activity (UOA)	0
Carry forward orthodontic activity (UOA)	0
Baseline contract value	£284,243.85

ACCESS*

Patients seen in 24 months	Total	Change since previous quarter
Quarter ending June 2018	2,984	
Quarter ending September 2018	2,852	↓
Quarter ending December 2018	2,720	↓
Quarter ending March 2019	2,765	→
Quarter ending June 2019	2,799	→
Variance since June 2018	(6.2%)	↓



ACTIVITY



Month	Adjusted Scheduled Activity (UDA)	
	2019	2020
April	263	280
May	1,403	1,106
June	1,846	1,555
July	3,285	
August	4,052	
September	4,832	
October	5,563	
November	6,264	
December	7,020	
January	7,948	
February	8,371	
March	9,041	
April	9,711	
May	9,739	
June	9,770	

QUALITY

	Quantity	Base Number	Contract	AT	Region	England
% of FP17s for the same patient ID Re-attending within 3 months - Children	27	268	10.1%	10.0%	11.9%	11.4%
% of FP17s for the same patient ID Re-attending within 3 months - Adults	95	520	18.3%	16.3%	17.2%	15.4%
% of FP17s for the same patient ID Re-attending between 3 & 9 months - Children	65	268	24.3%	50.0%	49.8%	59.8%
% of FP17s for the same patient ID Re-attending between 3 & 9 months - Adults	112	520	21.5%	38.6%	39.5%	52.1%
% of FP17s for Band 1 Urgent Courses	103	591	17.4%	11.8%	11.2%	9.2%
% of FP17s Relating to Free Repair or Replacements	2	591	0.3%	0.5%	0.5%	0.7%
% of FP17s Relating to Continuations	6	591	1.0%	0.5%	0.7%	0.8%
% of Patients satisfied with the dentistry they have received	2	3	N/A	89.8%	90.6%	93.4%
% of Patients satisfied with the time they had to wait for an appointment	3	3	N/A	84.2%	83.8%	87.6%

* This is based on patients treated on this contract for their most recent course of treatment. Figures in italics indicate the base number of FP17s or Patient Questionnaire responses are less than 100. N/A is shown where the base number of responses is less than 10 during the period. % is calculated as Quantity/Base number*100

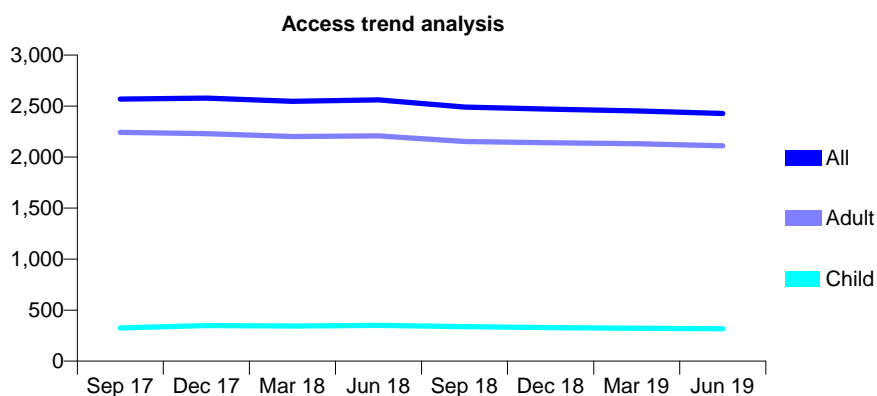
Q62 - Vital Signs At a Glance Contract Report for 660493/0001 - June 2019

Name or company name	MR AD DE LA VALETTE
Contract type name	GDS Contract
Purpose of contract	General
Contract start date	01/04/2006
Contract end date	

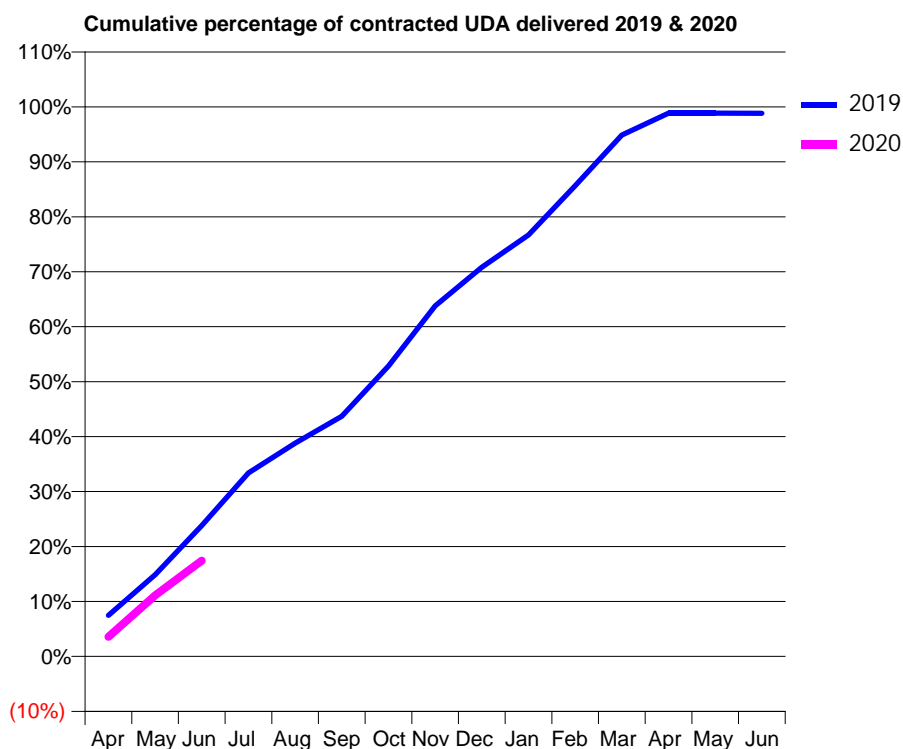
19/20 Contracted general activity (UDA)	15,171
Carry forward general activity (UDA)	0
19/20 Contracted orthodontic activity (UOA)	0
Carry forward orthodontic activity (UOA)	0
Baseline contract value	£537,793.16

ACCESS*

Patients seen in 24 months	Total	Change since previous quarter
Quarter ending June 2018	2,560	
Quarter ending September 2018	2,490	↓
Quarter ending December 2018	2,470	→
Quarter ending March 2019	2,453	→
Quarter ending June 2019	2,427	↓
Variance since June 2018	(5.2%)	↓



ACTIVITY



Month	2019	2020
April	1,135	543
May	2,255	1,687
June	3,613	2,646
July	5,069	
August	5,890	
September	6,627	
October	8,015	
November	9,676	
December	10,740	
January	11,636	
February	12,995	
March	14,391	
April	14,997	
May	14,997	
June	14,992	

QUALITY

	Quantity	Base Number	Contract	AT	Region	England
% of FP17s for the same patient ID Re-attending within 3 months - Children	4	67	6.0%	10.0%	11.9%	11.4%
% of FP17s for the same patient ID Re-attending within 3 months - Adults	54	437	12.4%	16.3%	17.2%	15.4%
% of FP17s for the same patient ID Re-attending between 3 & 9 months - Children	21	67	31.3%	50.0%	49.8%	59.8%
% of FP17s for the same patient ID Re-attending between 3 & 9 months - Adults	127	437	29.1%	38.6%	39.5%	52.1%
% of FP17s for Band 1 Urgent Courses	21	400	5.3%	11.8%	11.2%	9.2%
% of FP17s Relating to Free Repair or Replacements	4	400	1.0%	0.5%	0.5%	0.7%
% of FP17s Relating to Continuations	0	400	0.0%	0.5%	0.7%	0.8%
% of Patients satisfied with the dentistry they have received	0	0	N/A	89.8%	90.6%	93.4%
% of Patients satisfied with the time they had to wait for an appointment	0	0	N/A	84.2%	83.8%	87.6%

* This is based on patients treated on this contract for their most recent course of treatment. Figures in italics indicate the base number of FP17s or Patient Questionnaire responses are less than 100. N/A is shown where the base number of responses is less than 10 during the period. % is calculated as Quantity/Base number*100

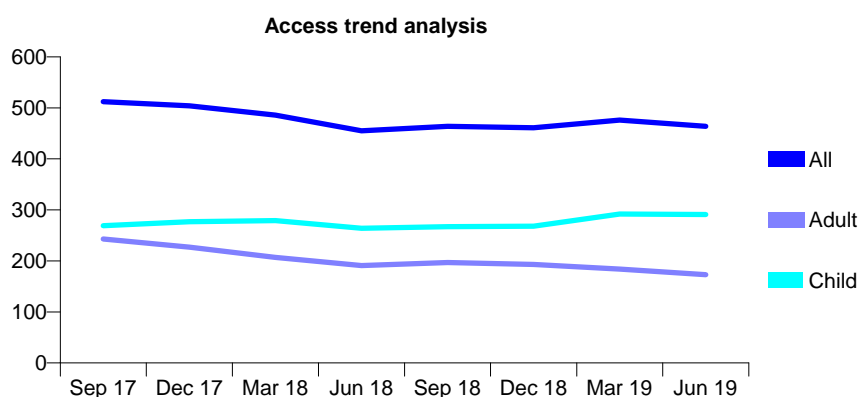
Q62 - Vital Signs At a Glance Contract Report for 661651/0001 - June 2019

Name or company name	MR I RAI
Contract type name	GDS Contract
Purpose of contract	General
Contract start date	01/04/2014
Contract end date	

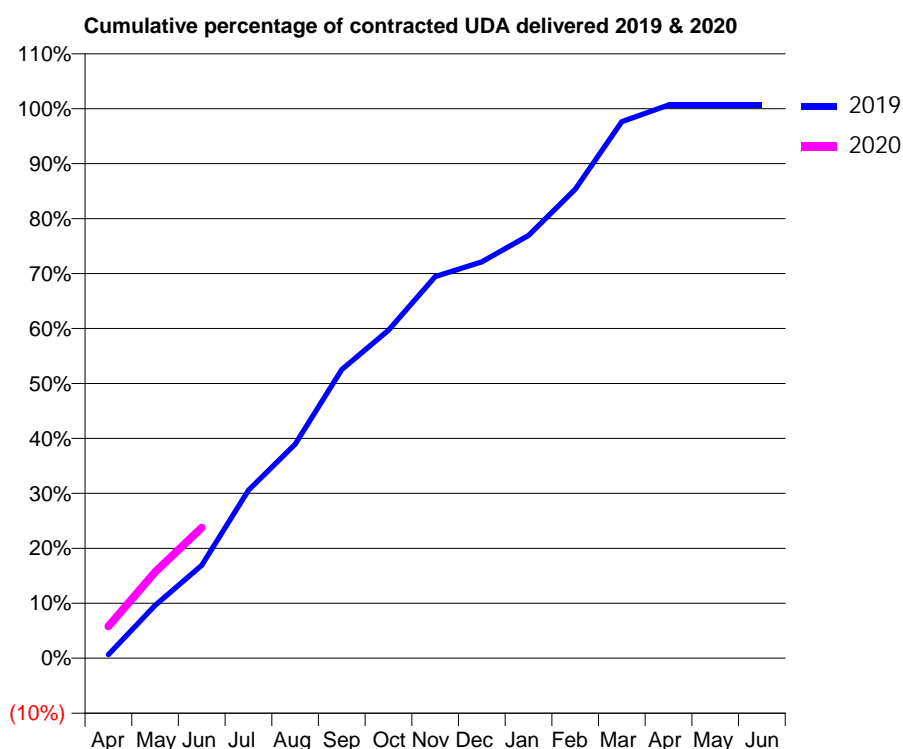
19/20 Contracted general activity (UDA)	893
Carry forward general activity (UDA)	0
19/20 Contracted orthodontic activity (UOA)	0
Carry forward orthodontic activity (UOA)	0
Baseline contract value	£22,271.29

ACCESS*

Patients seen in 24 months	Total	Change since previous quarter
Quarter ending June 2018	455	
Quarter ending September 2018	464	→
Quarter ending December 2018	461	→
Quarter ending March 2019	476	↑
Quarter ending June 2019	464	↓
Variance since June 2018	2.0%	→



ACTIVITY



Month	2019	2020
April	6	52
May	86	140
June	151	212
July	273	
August	348	
September	469	
October	533	
November	620	
December	644	
January	687	
February	762	
March	872	
April	899	
May	899	
June	899	

QUALITY

	Quantity	Base Number	Contract	AT	Region	England
% of FP17s for the same patient ID Re-attending within 3 months - Children	2	76	2.6%	10.0%	11.9%	11.4%
% of FP17s for the same patient ID Re-attending within 3 months - Adults	0	28	0.0%	16.3%	17.2%	15.4%
% of FP17s for the same patient ID Re-attending between 3 & 9 months - Children	35	76	46.1%	50.0%	49.8%	59.8%
% of FP17s for the same patient ID Re-attending between 3 & 9 months - Adults	5	28	17.9%	38.6%	39.5%	52.1%
% of FP17s for Band 1 Urgent Courses	0	92	0.0%	11.8%	11.2%	9.2%
% of FP17s Relating to Free Repair or Replacements	0	92	0.0%	0.5%	0.5%	0.7%
% of FP17s Relating to Continuations	1	92	1.1%	0.5%	0.7%	0.8%
% of Patients satisfied with the dentistry they have received	0	0	N/A	89.8%	90.6%	93.4%
% of Patients satisfied with the time they had to wait for an appointment	0	0	N/A	84.2%	83.8%	87.6%

* This is based on patients treated on this contract for their most recent course of treatment.

Figures in italics indicate the base number of FP17s or Patient Questionnaire responses are less than 100. N/A is shown where the base number of responses is less than 10 during the period. % is calculated as Quantity/Base number*100

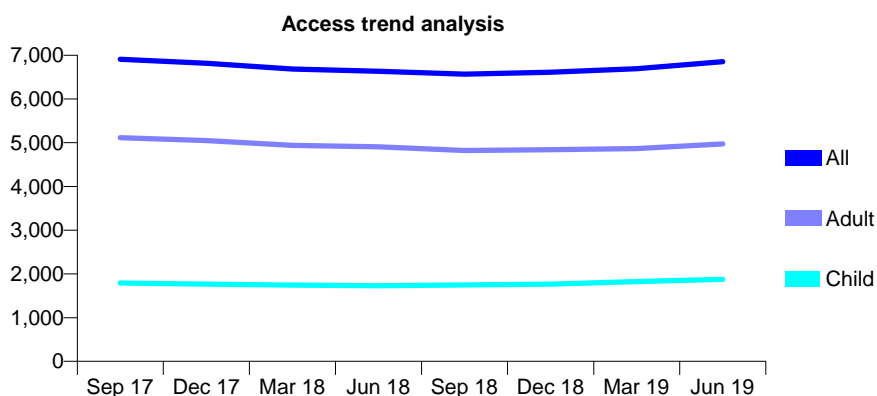
Q62 - Vital Signs At a Glance Contract Report for 676713/0001 - June 2019

Name or company name	MR K KAVIANI
Contract type name	GDS Contract
Purpose of contract	General
Contract start date	01/04/2006
Contract end date	

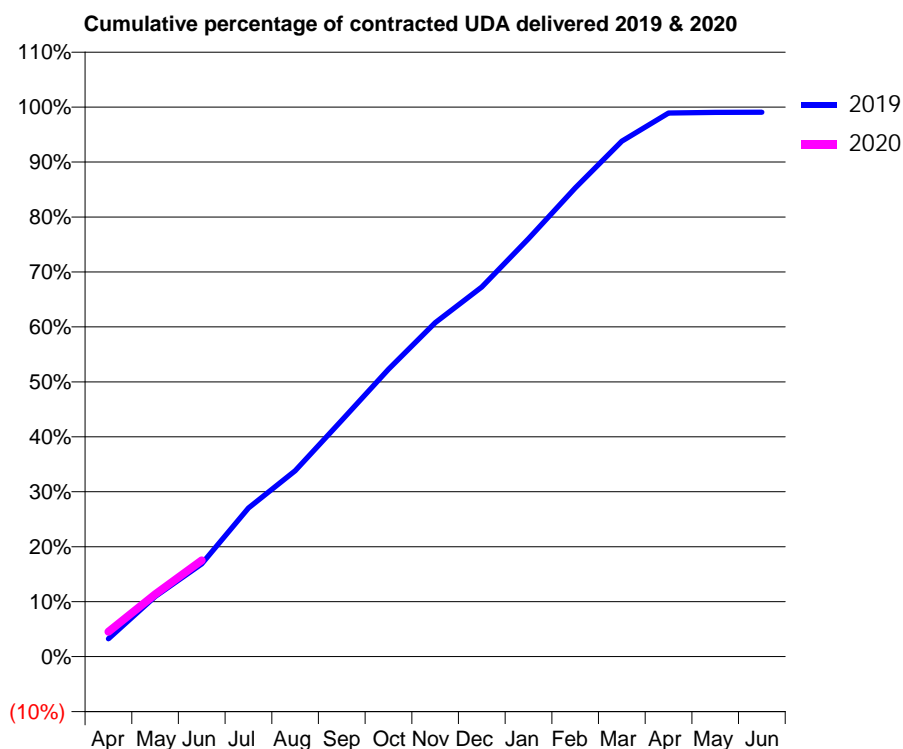
19/20 Contracted general activity (UDA)	17,508
Carry forward general activity (UDA)	0
19/20 Contracted orthodontic activity (UOA)	0
Carry forward orthodontic activity (UOA)	0
Baseline contract value	£537,223.85

ACCESS*

Patients seen in 24 months	Total	Change since previous quarter
Quarter ending June 2018	6,636	
Quarter ending September 2018	6,569	↓
Quarter ending December 2018	6,612	→
Quarter ending March 2019	6,693	→
Quarter ending June 2019	6,851	↑
Variance since June 2018	3.2%	↑



ACTIVITY



Month	Adjusted Scheduled Activity (UDA)	
	2019	2020
April	569	790
May	1,914	1,986
June	2,957	3,067
July	4,735	
August	5,923	
September	7,526	
October	9,156	
November	10,637	
December	11,777	
January	13,317	
February	14,932	
March	16,419	
April	17,321	
May	17,338	
June	17,345	

QUALITY

	Quantity	Base Number	Contract	AT	Region	England
% of FP17s for the same patient ID Re-attending within 3 months - Children	44	512	8.6%	10.0%	11.9%	11.4%
% of FP17s for the same patient ID Re-attending within 3 months - Adults	326	1,461	22.3%	16.3%	17.2%	15.4%
% of FP17s for the same patient ID Re-attending between 3 & 9 months - Children	157	512	30.7%	50.0%	49.8%	59.8%
% of FP17s for the same patient ID Re-attending between 3 & 9 months - Adults	409	1,461	28.0%	38.6%	39.5%	52.1%
% of FP17s for Band 1 Urgent Courses	158	1,252	12.6%	11.8%	11.2%	9.2%
% of FP17s Relating to Free Repair or Replacements	31	1,252	2.5%	0.5%	0.5%	0.7%
% of FP17s Relating to Continuations	26	1,252	2.1%	0.5%	0.7%	0.8%
% of Patients satisfied with the dentistry they have received	3	3	N/A	89.8%	90.6%	93.4%
% of Patients satisfied with the time they had to wait for an appointment	3	3	N/A	84.2%	83.8%	87.6%

* This is based on patients treated on this contract for their most recent course of treatment. Figures in italics indicate the base number of FP17s or Patient Questionnaire responses are less than 100. N/A is shown where the base number of responses is less than 10 during the period. % is calculated as Quantity/Base number*100

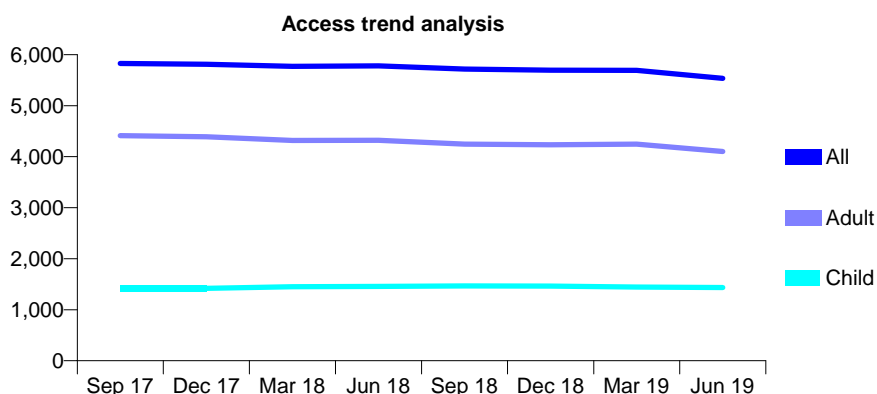
Q62 - Vital Signs At a Glance Contract Report for 676721/0001 - June 2019

Name or company name	MISS AM PATEL
Contract type name	GDS Contract
Purpose of contract	General
Contract start date	01/05/2008
Contract end date	

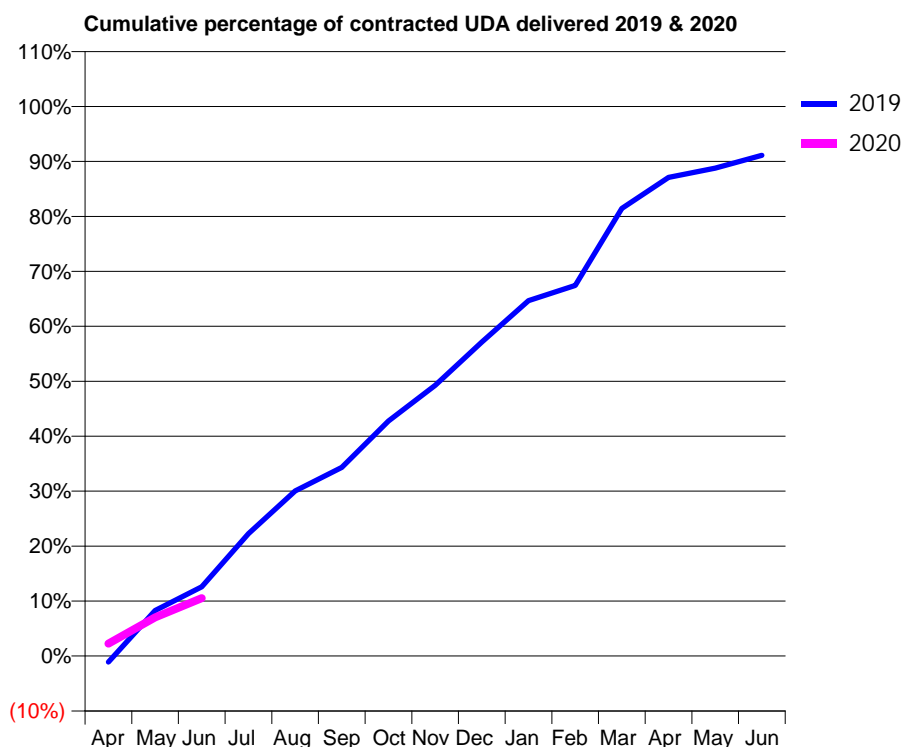
19/20 Contracted general activity (UDA)	19,880
Carry forward general activity (UDA)	0
19/20 Contracted orthodontic activity (UOA)	0
Carry forward orthodontic activity (UOA)	0
Baseline contract value	£622,467.11

ACCESS*

Patients seen in 24 months	Total	Change since previous quarter
Quarter ending June 2018	5,779	
Quarter ending September 2018	5,716	↓
Quarter ending December 2018	5,695	→
Quarter ending March 2019	5,693	→
Quarter ending June 2019	5,535	↓
Variance since June 2018	(4.2%)	↓



ACTIVITY



Month	Adjusted Scheduled Activity (UDA)	
	2019	2020
April	-218	451
May	1,646	1,401
June	2,506	2,089
July	4,425	
August	5,972	
September	6,822	
October	8,504	
November	9,795	
December	11,357	
January	12,853	
February	13,406	
March	16,192	
April	17,311	
May	17,649	
June	18,114	

QUALITY

	Quantity	Base Number	Contract	AT	Region	England
% of FP17s for the same patient ID Re-attending within 3 months - Children	26	345	7.5%	10.0%	11.9%	11.4%
% of FP17s for the same patient ID Re-attending within 3 months - Adults	216	1,101	19.6%	16.3%	17.2%	15.4%
% of FP17s for the same patient ID Re-attending between 3 & 9 months - Children	113	345	32.8%	50.0%	49.8%	59.8%
% of FP17s for the same patient ID Re-attending between 3 & 9 months - Adults	423	1,101	38.4%	38.6%	39.5%	52.1%
% of FP17s for Band 1 Urgent Courses	195	889	21.9%	11.8%	11.2%	9.2%
% of FP17s Relating to Free Repair or Replacements	4	889	0.4%	0.5%	0.5%	0.7%
% of FP17s Relating to Continuations	6	889	0.7%	0.5%	0.7%	0.8%
% of Patients satisfied with the dentistry they have received	2	2	N/A	89.8%	90.6%	93.4%
% of Patients satisfied with the time they had to wait for an appointment	2	2	N/A	84.2%	83.8%	87.6%

* This is based on patients treated on this contract for their most recent course of treatment. Figures in italics indicate the base number of FP17s or Patient Questionnaire responses are less than 100. N/A is shown where the base number of responses is less than 10 during the period. % is calculated as Quantity/Base number*100

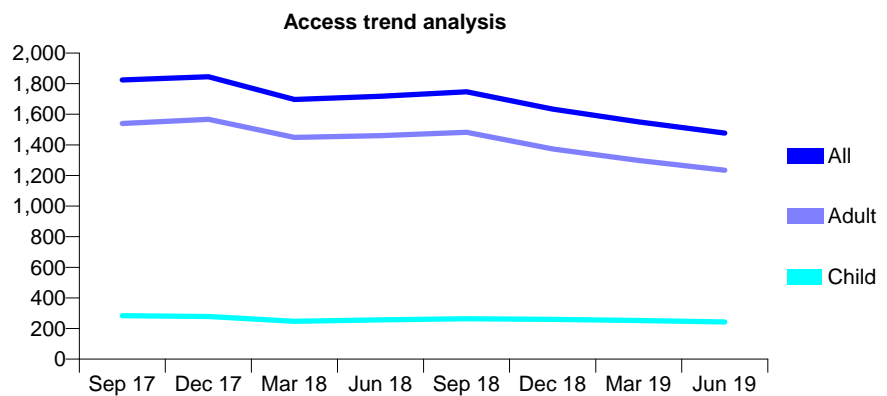
Q62 - Vital Signs At a Glance Contract Report for 677019/0001 - June 2019

Name or company name	Bhavish Thakrar and Jayesh Kotecha
Contract type name	GDS Contract
Purpose of contract	General
Contract start date	01/04/2006
Contract end date	

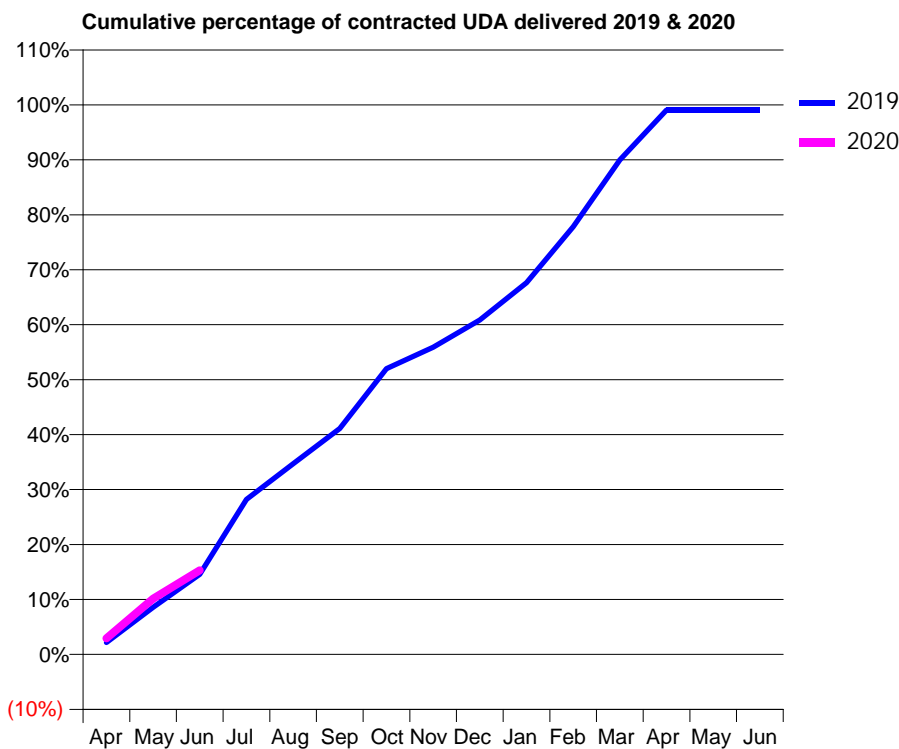
19/20 Contracted general activity (UDA)	6,359
Carry forward general activity (UDA)	0
19/20 Contracted orthodontic activity (UOA)	0
Carry forward orthodontic activity (UOA)	0
Baseline contract value	£230,361.14

ACCESS*

Patients seen in 24 months	Total	Change since previous quarter
Quarter ending June 2018	1,717	
Quarter ending September 2018	1,747	→
Quarter ending December 2018	1,634	↓
Quarter ending March 2019	1,550	↓
Quarter ending June 2019	1,477	↓
Variance since June 2018	(14.0%)	↓



ACTIVITY



Month	2019	2020
April	139	186
May	545	646
June	927	973
July	1,794	
August	2,206	
September	2,613	
October	3,306	
November	3,554	
December	3,870	
January	4,301	
February	4,949	
March	5,721	
April	6,300	
May	6,300	
June	6,300	

QUALITY

	Quantity	Base Number	Contract	AT	Region	England
% of FP17s for the same patient ID Re-attending within 3 months - Children	7	75	9.3%	10.0%	11.9%	11.4%
% of FP17s for the same patient ID Re-attending within 3 months - Adults	47	313	15.0%	16.3%	17.2%	15.4%
% of FP17s for the same patient ID Re-attending between 3 & 9 months - Children	27	75	36.0%	50.0%	49.8%	59.8%
% of FP17s for the same patient ID Re-attending between 3 & 9 months - Adults	87	313	27.8%	38.6%	39.5%	52.1%
% of FP17s for Band 1 Urgent Courses	36	267	13.5%	11.8%	11.2%	9.2%
% of FP17s Relating to Free Repair or Replacements	2	267	0.7%	0.5%	0.5%	0.7%
% of FP17s Relating to Continuations	1	267	0.4%	0.5%	0.7%	0.8%
% of Patients satisfied with the dentistry they have received	1	1	N/A	89.8%	90.6%	93.4%
% of Patients satisfied with the time they had to wait for an appointment	1	1	N/A	84.2%	83.8%	87.6%

* This is based on patients treated on this contract for their most recent course of treatment. Figures in italics indicate the base number of FP17s or Patient Questionnaire responses are less than 100. N/A is shown where the base number of responses is less than 10 during the period. % is calculated as Quantity/Base number*100

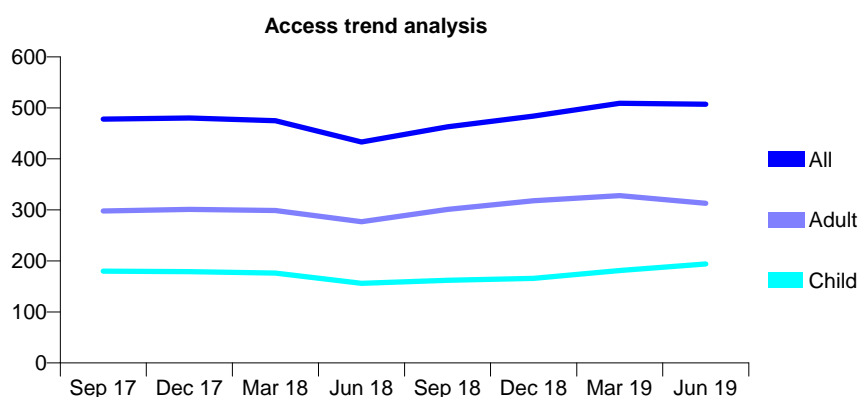
Q62 - Vital Signs At a Glance Contract Report for 678635/0001 - June 2019

Name or company name	Zabihi and Partners
Contract type name	GDS Contract
Purpose of contract	General
Contract start date	01/04/2006
Contract end date	

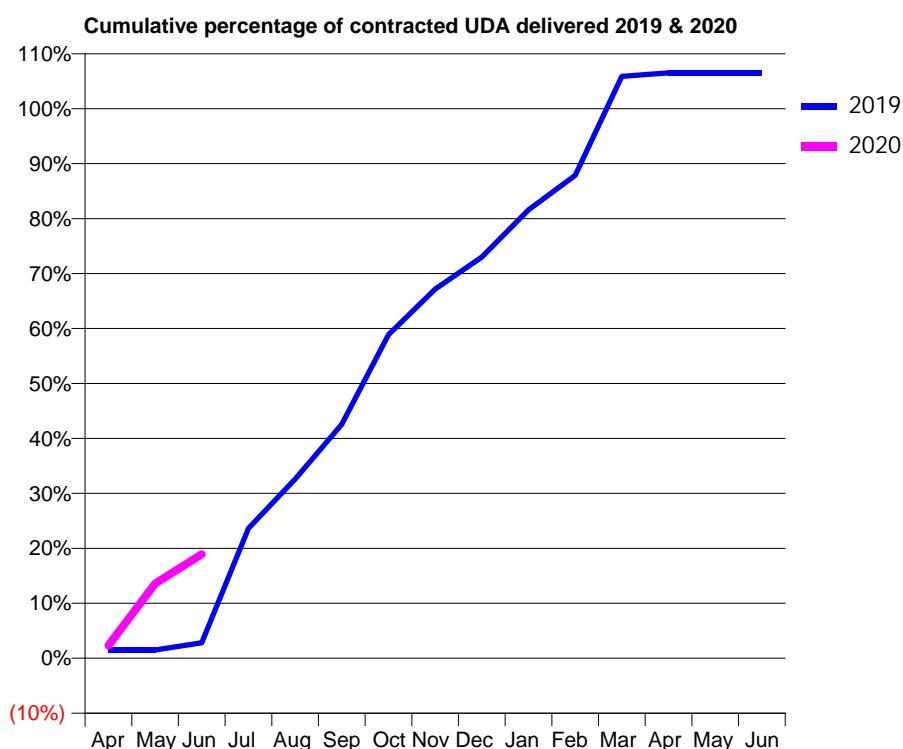
19/20 Contracted general activity (UDA)	1,263
Carry forward general activity (UDA)	0
19/20 Contracted orthodontic activity (UOA)	0
Carry forward orthodontic activity (UOA)	0
Baseline contract value	£32,187.27

ACCESS*

Patients seen in 24 months	Total	Change since previous quarter
Quarter ending June 2018	433	
Quarter ending September 2018	463	↑
Quarter ending December 2018	484	↑
Quarter ending March 2019	509	↑
Quarter ending June 2019	507	→
Variance since June 2018	17.1%	↑



ACTIVITY



Month	2019	2020
April	19	29
May	19	172
June	36	239
July	299	
August	412	
September	538	
October	744	
November	848	
December	922	
January	1,031	
February	1,110	
March	1,337	
April	1,345	
May	1,345	
June	1,345	

QUALITY

	Quantity	Base Number	Contract	AT	Region	England
% of FP17s for the same patient ID Re-attending within 3 months - Children	4	66	6.1%	10.0%	11.9%	11.4%
% of FP17s for the same patient ID Re-attending within 3 months - Adults	18	76	23.7%	16.3%	17.2%	15.4%
% of FP17s for the same patient ID Re-attending between 3 & 9 months - Children	27	66	40.9%	50.0%	49.8%	59.8%
% of FP17s for the same patient ID Re-attending between 3 & 9 months - Adults	36	76	47.4%	38.6%	39.5%	52.1%
% of FP17s for Band 1 Urgent Courses	9	136	6.6%	11.8%	11.2%	9.2%
% of FP17s Relating to Free Repair or Replacements	2	136	1.5%	0.5%	0.5%	0.7%
% of FP17s Relating to Continuations	0	136	0.0%	0.5%	0.7%	0.8%
% of Patients satisfied with the dentistry they have received	1	1	N/A	89.8%	90.6%	93.4%
% of Patients satisfied with the time they had to wait for an appointment	1	1	N/A	84.2%	83.8%	87.6%

* This is based on patients treated on this contract for their most recent course of treatment.

Figures in italics indicate the base number of FP17s or Patient Questionnaire responses are less than 100. N/A is shown where the base number of responses is less than 10 during the period. % is calculated as Quantity/Base number*100

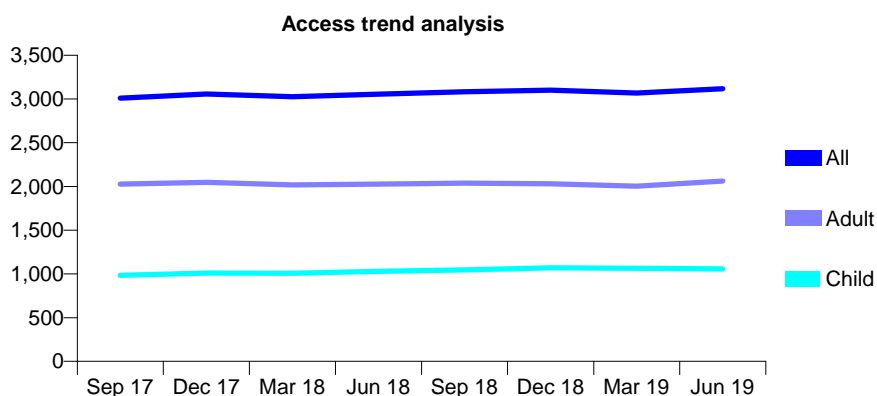
Q62 - Vital Signs At a Glance Contract Report for 679259/0001 - June 2019

Name or company name	MISS S MOVAHEDI
Contract type name	GDS Contract
Purpose of contract	General
Contract start date	01/02/2015
Contract end date	

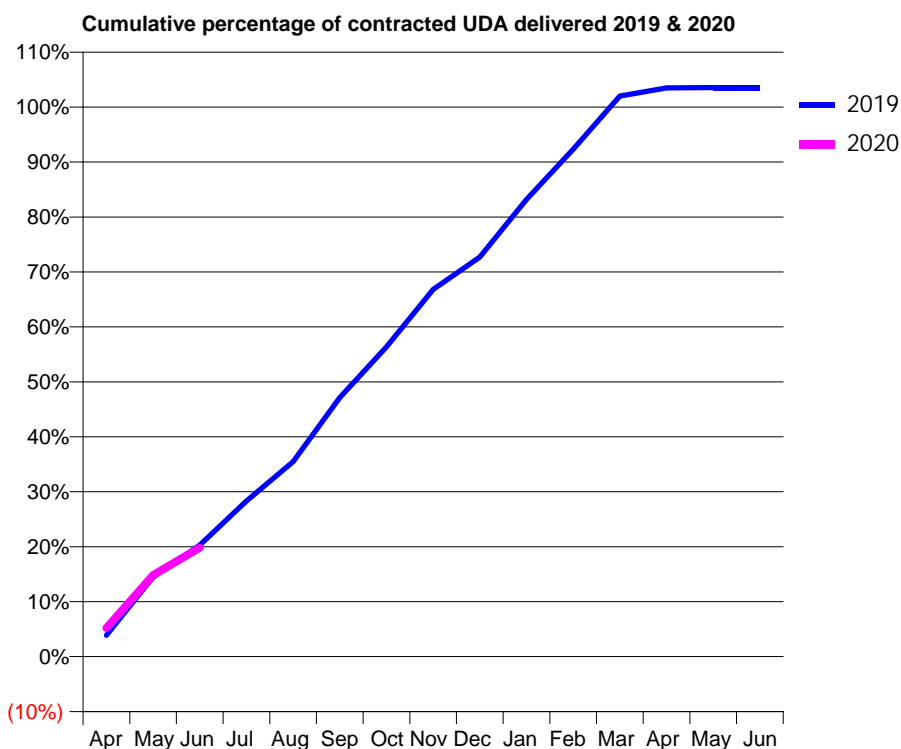
19/20 Contracted general activity (UDA)	5,094
Carry forward general activity (UDA)	0
19/20 Contracted orthodontic activity (UOA)	0
Carry forward orthodontic activity (UOA)	0
Baseline contract value	£177,312.26

ACCESS*

Patients seen in 24 months	Total	Change since previous quarter
Quarter ending June 2018	3,055	
Quarter ending September 2018	3,083	→
Quarter ending December 2018	3,101	→
Quarter ending March 2019	3,067	↓
Quarter ending June 2019	3,118	→
Variance since June 2018	2.1%	↑



ACTIVITY



Month	Adjusted Scheduled Activity (UDA)	
	2019	2020
April	199	265
May	739	756
June	1,034	1,009
July	1,443	
August	1,808	
September	2,401	
October	2,870	
November	3,404	
December	3,703	
January	4,238	
February	4,703	
March	5,197	
April	5,272	
May	5,274	
June	5,274	

QUALITY

	Quantity	Base Number	Contract	AT	Region	England
% of FP17s for the same patient ID Re-attending within 3 months - Children	27	289	9.3%	10.0%	11.9%	11.4%
% of FP17s for the same patient ID Re-attending within 3 months - Adults	117	517	22.6%	16.3%	17.2%	15.4%
% of FP17s for the same patient ID Re-attending between 3 & 9 months - Children	109	289	37.7%	50.0%	49.8%	59.8%
% of FP17s for the same patient ID Re-attending between 3 & 9 months - Adults	116	517	22.4%	38.6%	39.5%	52.1%
% of FP17s for Band 1 Urgent Courses	77	502	15.3%	11.8%	11.2%	9.2%
% of FP17s Relating to Free Repair or Replacements	1	502	0.2%	0.5%	0.5%	0.7%
% of FP17s Relating to Continuations	4	502	0.8%	0.5%	0.7%	0.8%
% of Patients satisfied with the dentistry they have received	1	1	N/A	89.8%	90.6%	93.4%
% of Patients satisfied with the time they had to wait for an appointment	1	1	N/A	84.2%	83.8%	87.6%

* This is based on patients treated on this contract for their most recent course of treatment. Figures in italics indicate the base number of FP17s or Patient Questionnaire responses are less than 100. N/A is shown where the base number of responses is less than 10 during the period. % is calculated as Quantity/Base number*100

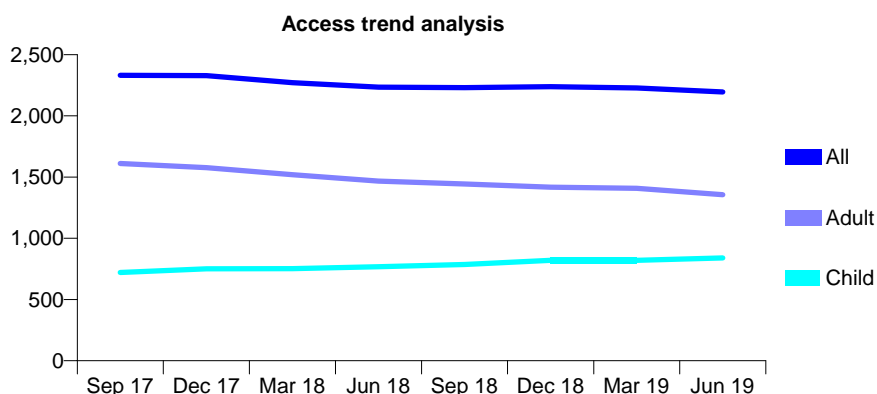
Q62 - Vital Signs At a Glance Contract Report for 679569/0001 - June 2019

Name or company name	A Aghababaei-Kachouei & S Aghababaie
Contract type name	GDS Contract
Purpose of contract	General
Contract start date	01/04/2006
Contract end date	

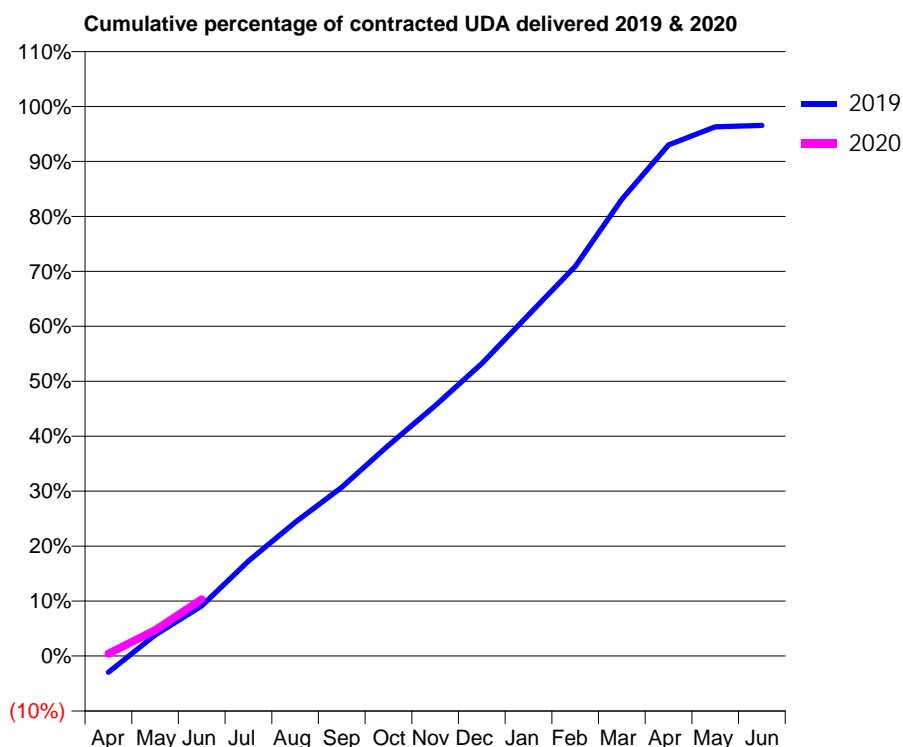
19/20 Contracted general activity (UDA)	7,475
Carry forward general activity (UDA)	0
19/20 Contracted orthodontic activity (UOA)	0
Carry forward orthodontic activity (UOA)	0
Baseline contract value	£285,554.48

ACCESS*

Patients seen in 24 months	Total	Change since previous quarter
Quarter ending June 2018	2,235	
Quarter ending September 2018	2,230	→
Quarter ending December 2018	2,239	→
Quarter ending March 2019	2,228	→
Quarter ending June 2019	2,196	↓
Variance since June 2018	(1.7%)	↓



ACTIVITY



Month	Adjusted Scheduled Activity (UDA)	
	2019	2020
April	-223	31
May	286	353
June	684	771
July	1,293	
August	1,818	
September	2,296	
October	2,866	
November	3,405	
December	3,978	
January	4,640	
February	5,299	
March	6,211	
April	6,953	
May	7,197	
June	7,218	

QUALITY

	Quantity	Base Number	Contract	AT	Region	England
% of FP17s for the same patient ID Re-attending within 3 months - Children	37	265	14.0%	10.0%	11.9%	11.4%
% of FP17s for the same patient ID Re-attending within 3 months - Adults	37	261	14.2%	16.3%	17.2%	15.4%
% of FP17s for the same patient ID Re-attending between 3 & 9 months - Children	135	265	50.9%	50.0%	49.8%	59.8%
% of FP17s for the same patient ID Re-attending between 3 & 9 months - Adults	65	261	24.9%	38.6%	39.5%	52.1%
% of FP17s for Band 1 Urgent Courses	27	252	10.7%	11.8%	11.2%	9.2%
% of FP17s Relating to Free Repair or Replacements	0	252	0.0%	0.5%	0.5%	0.7%
% of FP17s Relating to Continuations	0	252	0.0%	0.5%	0.7%	0.8%
% of Patients satisfied with the dentistry they have received	0	0	N/A	89.8%	90.6%	93.4%
% of Patients satisfied with the time they had to wait for an appointment	0	0	N/A	84.2%	83.8%	87.6%

* This is based on patients treated on this contract for their most recent course of treatment. Figures in italics indicate the base number of FP17s or Patient Questionnaire responses are less than 100. N/A is shown where the base number of responses is less than 10 during the period. % is calculated as Quantity/Base number*100

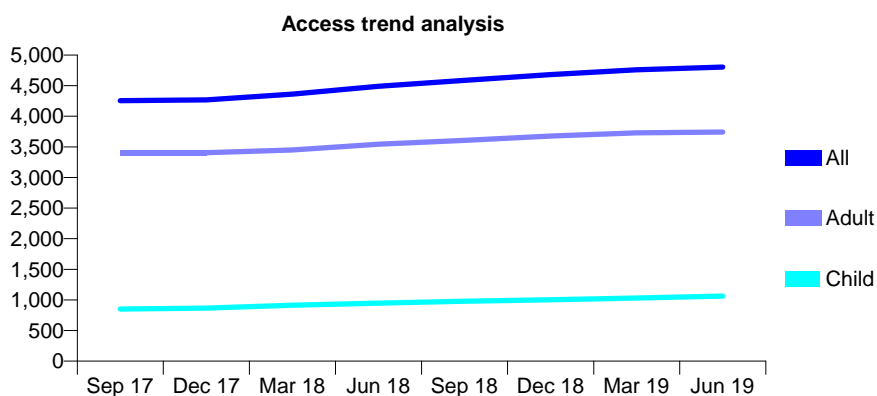
Q62 - Vital Signs At a Glance Contract Report for 686166/0001 - June 2019

Name or company name	MR R BAREZ
Contract type name	GDS Contract
Purpose of contract	General
Contract start date	01/12/2009
Contract end date	

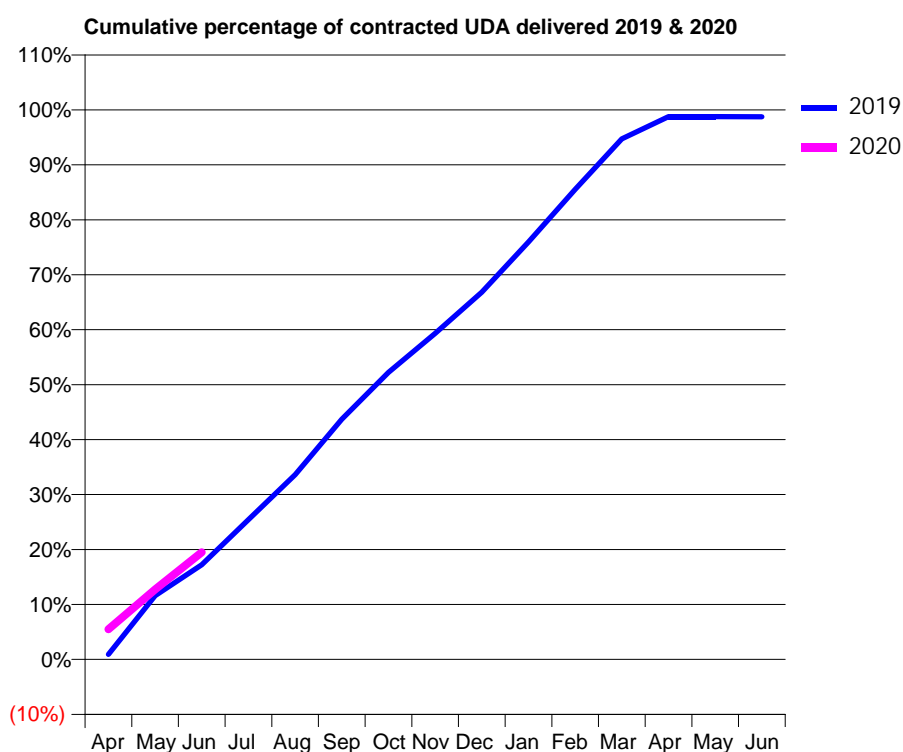
19/20 Contracted general activity (UDA)	13,132
Carry forward general activity (UDA)	0
19/20 Contracted orthodontic activity (UOA)	0
Carry forward orthodontic activity (UOA)	0
Baseline contract value	£303,333.72

ACCESS*

Patients seen in 24 months	Total	Change since previous quarter
Quarter ending June 2018	4,492	
Quarter ending September 2018	4,587	↑
Quarter ending December 2018	4,680	↑
Quarter ending March 2019	4,760	→
Quarter ending June 2019	4,803	→
Variance since June 2018	6.9%	↑



ACTIVITY



Month	2019	2020
April	124	723
May	1,524	1,673
June	2,260	2,561
July	3,340	
August	4,414	
September	5,738	
October	6,858	
November	7,793	
December	8,773	
January	9,976	
February	11,235	
March	12,441	
April	12,970	
May	12,967	
June	12,965	

QUALITY

	Quantity	Base Number	Contract	AT	Region	England
% of FP17s for the same patient ID Re-attending within 3 months - Children	37	371	10.0%	10.0%	11.9%	11.4%
% of FP17s for the same patient ID Re-attending within 3 months - Adults	182	1,146	15.9%	16.3%	17.2%	15.4%
% of FP17s for the same patient ID Re-attending between 3 & 9 months - Children	214	371	57.7%	50.0%	49.8%	59.8%
% of FP17s for the same patient ID Re-attending between 3 & 9 months - Adults	616	1,146	53.8%	38.6%	39.5%	52.1%
% of FP17s for Band 1 Urgent Courses	187	1,302	14.4%	11.8%	11.2%	9.2%
% of FP17s Relating to Free Repair or Replacements	5	1,302	0.4%	0.5%	0.5%	0.7%
% of FP17s Relating to Continuations	8	1,302	0.6%	0.5%	0.7%	0.8%
% of Patients satisfied with the dentistry they have received	1	1	N/A	89.8%	90.6%	93.4%
% of Patients satisfied with the time they had to wait for an appointment	1	1	N/A	84.2%	83.8%	87.6%

* This is based on patients treated on this contract for their most recent course of treatment. Figures in italics indicate the base number of FP17s or Patient Questionnaire responses are less than 100. N/A is shown where the base number of responses is less than 10 during the period. % is calculated as Quantity/Base number*100

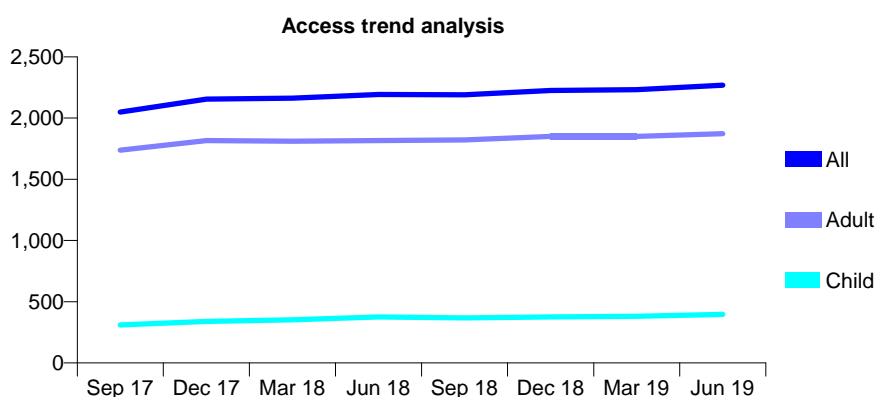
Q62 - Vital Signs At a Glance Contract Report for 686166/0002 - June 2019

Name or company name	MR R BAREZ
Contract type name	GDS Contract
Purpose of contract	General
Contract start date	01/12/2015
Contract end date	

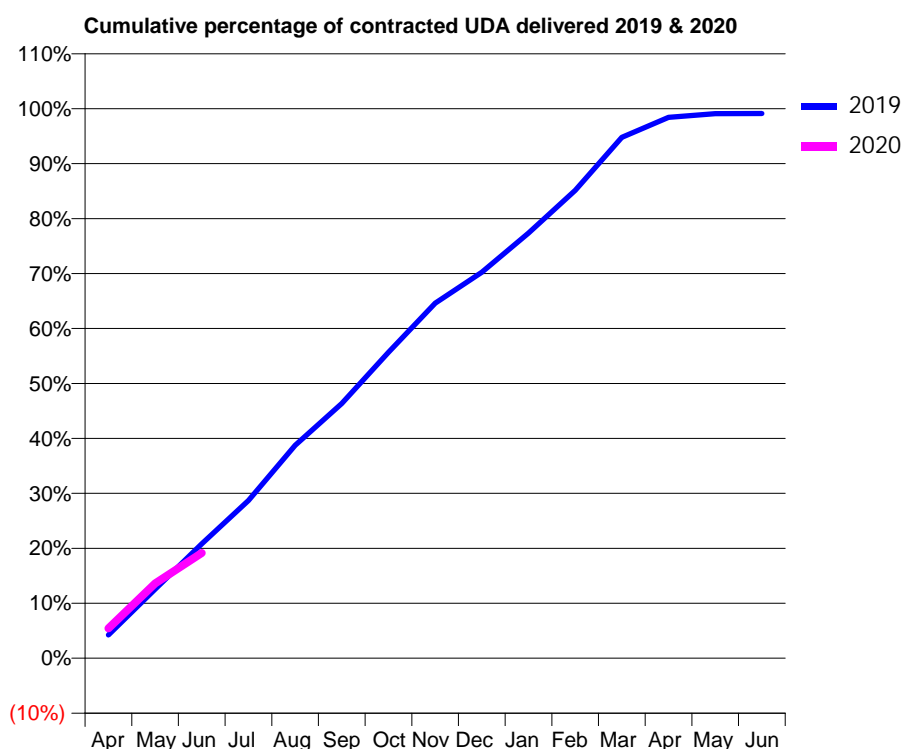
19/20 Contracted general activity (UDA)	5,771
Carry forward general activity (UDA)	0
19/20 Contracted orthodontic activity (UOA)	0
Carry forward orthodontic activity (UOA)	0
Baseline contract value	£175,293.78

ACCESS*

Patients seen in 24 months	Total	Change since previous quarter
Quarter ending June 2018	2,192	
Quarter ending September 2018	2,190	→
Quarter ending December 2018	2,226	→
Quarter ending March 2019	2,231	→
Quarter ending June 2019	2,269	→
Variance since June 2018	3.5%	↑



ACTIVITY



Month	2019	2020
April	244	313
May	725	787
June	1,201	1,105
July	1,656	
August	2,236	
September	2,674	
October	3,212	
November	3,729	
December	4,052	
January	4,465	
February	4,914	
March	5,469	
April	5,680	
May	5,719	
June	5,720	

QUALITY

	Quantity	Base Number	Contract	AT	Region	England
% of FP17s for the same patient ID Re-attending within 3 months - Children	15	130	11.5%	10.0%	11.9%	11.4%
% of FP17s for the same patient ID Re-attending within 3 months - Adults	94	534	17.6%	16.3%	17.2%	15.4%
% of FP17s for the same patient ID Re-attending between 3 & 9 months - Children	56	130	43.1%	50.0%	49.8%	59.8%
% of FP17s for the same patient ID Re-attending between 3 & 9 months - Adults	184	534	34.5%	38.6%	39.5%	52.1%
% of FP17s for Band 1 Urgent Courses	97	551	17.6%	11.8%	11.2%	9.2%
% of FP17s Relating to Free Repair or Replacements	3	551	0.5%	0.5%	0.5%	0.7%
% of FP17s Relating to Continuations	0	551	0.0%	0.5%	0.7%	0.8%
% of Patients satisfied with the dentistry they have received	0	0	N/A	89.8%	90.6%	93.4%
% of Patients satisfied with the time they had to wait for an appointment	0	0	N/A	84.2%	83.8%	87.6%

* This is based on patients treated on this contract for their most recent course of treatment.

Figures in italics indicate the base number of FP17s or Patient Questionnaire responses are less than 100. N/A is shown where the base number of responses is less than 10 during the period. % is calculated as Quantity/Base number*100

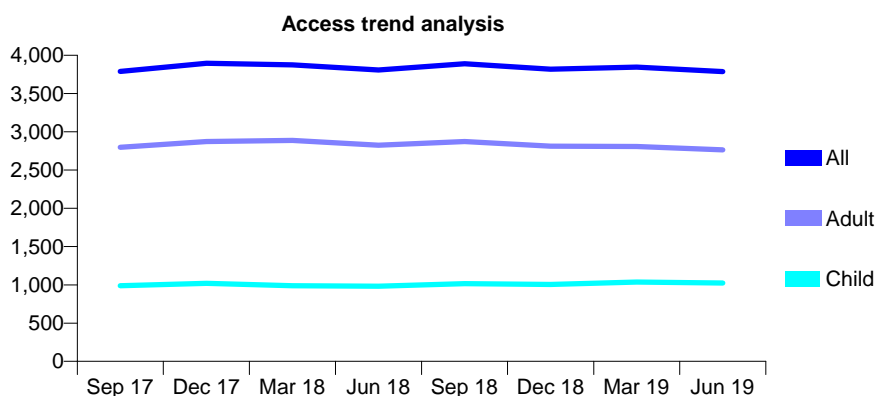
Q62 - Vital Signs At a Glance Contract Report for 691070/0001 - June 2019

Name or company name	MR H EZZATI-NIK
Contract type name	GDS Contract
Purpose of contract	General
Contract start date	31/10/2008
Contract end date	

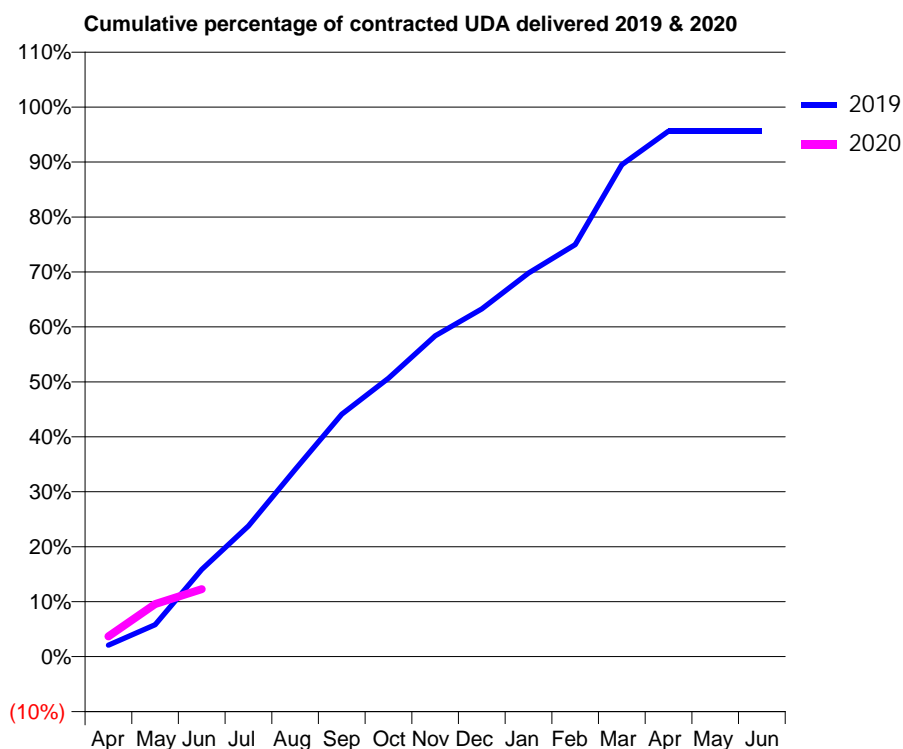
19/20 Contracted general activity (UDA)	11,718
Carry forward general activity (UDA)	0
19/20 Contracted orthodontic activity (UOA)	0
Carry forward orthodontic activity (UOA)	0
Baseline contract value	£330,910.20

ACCESS*

Patients seen in 24 months	Total	Change since previous quarter
Quarter ending June 2018	3,807	
Quarter ending September 2018	3,890	↑
Quarter ending December 2018	3,818	↓
Quarter ending March 2019	3,845	→
Quarter ending June 2019	3,787	↓
Variance since June 2018	(0.5%)	→



ACTIVITY



Month	Adjusted Scheduled Activity (UDA)	
	2019	2020
April	246	433
May	681	1,123
June	1,857	1,441
July	2,788	
August	3,992	
September	5,167	
October	5,935	
November	6,840	
December	7,415	
January	8,176	
February	8,786	
March	10,490	
April	11,204	
May	11,205	
June	11,205	

QUALITY

	Quantity	Base Number	Contract	AT	Region	England
% of FP17s for the same patient ID Re-attending within 3 months - Children	12	233	5.2%	10.0%	11.9%	11.4%
% of FP17s for the same patient ID Re-attending within 3 months - Adults	54	525	10.3%	16.3%	17.2%	15.4%
% of FP17s for the same patient ID Re-attending between 3 & 9 months - Children	92	233	39.5%	50.0%	49.8%	59.8%
% of FP17s for the same patient ID Re-attending between 3 & 9 months - Adults	212	525	40.4%	38.6%	39.5%	52.1%
% of FP17s for Band 1 Urgent Courses	18	531	3.4%	11.8%	11.2%	9.2%
% of FP17s Relating to Free Repair or Replacements	0	531	0.0%	0.5%	0.5%	0.7%
% of FP17s Relating to Continuations	0	531	0.0%	0.5%	0.7%	0.8%
% of Patients satisfied with the dentistry they have received	2	2	N/A	89.8%	90.6%	93.4%
% of Patients satisfied with the time they had to wait for an appointment	2	2	N/A	84.2%	83.8%	87.6%

* This is based on patients treated on this contract for their most recent course of treatment. Figures in italics indicate the base number of FP17s or Patient Questionnaire responses are less than 100. N/A is shown where the base number of responses is less than 10 during the period. % is calculated as Quantity/Base number*100

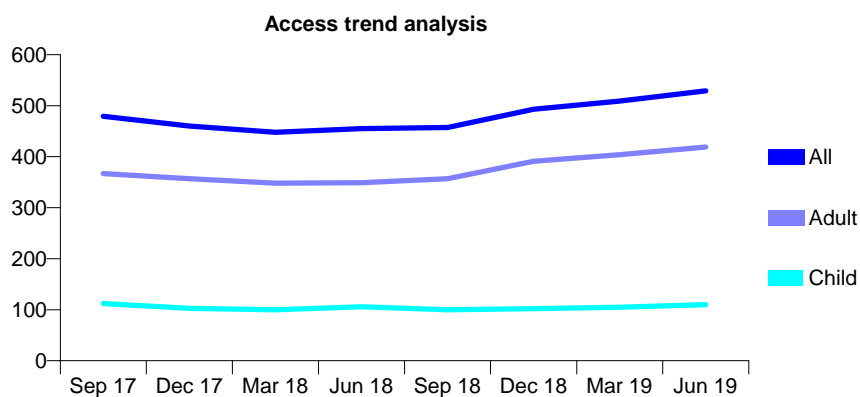
Q62 - Vital Signs At a Glance Contract Report for 692301/0001 - June 2019

Name or company name	MR A VUCETIC
Contract type name	GDS Contract
Purpose of contract	General
Contract start date	01/06/2008
Contract end date	

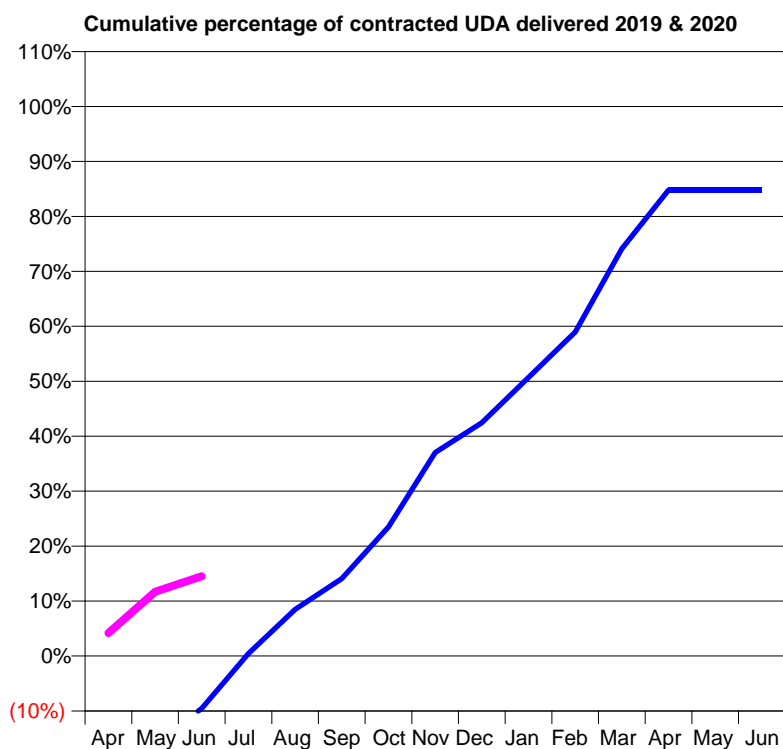
19/20 Contracted general activity (UDA)	1,525
Carry forward general activity (UDA)	0
19/20 Contracted orthodontic activity (UOA)	0
Carry forward orthodontic activity (UOA)	0
Baseline contract value	£44,260.95

ACCESS*

Patients seen in 24 months	Total	Change since previous quarter
Quarter ending June 2018	455	
Quarter ending September 2018	457	→
Quarter ending December 2018	493	↑
Quarter ending March 2019	509	↑
Quarter ending June 2019	529	↑
Variance since June 2018	16.3%	↑



ACTIVITY



Month	Adjusted Scheduled Activity (UDA)	
	2019	2020
April	-312	64
May	-238	178
June	-146	221
July	7	
August	130	
September	215	
October	358	
November	565	
December	648	
January	773	
February	899	
March	1,130	
April	1,293	
May	1,293	
June	1,293	

QUALITY

	Quantity	Base Number	Contract	AT	Region	England
% of FP17s for the same patient ID Re-attending within 3 months - Children	3	29	10.3%	10.0%	11.9%	11.4%
% of FP17s for the same patient ID Re-attending within 3 months - Adults	29	118	24.6%	16.3%	17.2%	15.4%
% of FP17s for the same patient ID Re-attending between 3 & 9 months - Children	9	29	31.0%	50.0%	49.8%	59.8%
% of FP17s for the same patient ID Re-attending between 3 & 9 months - Adults	27	118	22.9%	38.6%	39.5%	52.1%
% of FP17s for Band 1 Urgent Courses	17	109	15.6%	11.8%	11.2%	9.2%
% of FP17s Relating to Free Repair or Replacements	1	109	0.9%	0.5%	0.5%	0.7%
% of FP17s Relating to Continuations	3	109	2.8%	0.5%	0.7%	0.8%
% of Patients satisfied with the dentistry they have received	1	1	N/A	89.8%	90.6%	93.4%
% of Patients satisfied with the time they had to wait for an appointment	1	1	N/A	84.2%	83.8%	87.6%

* This is based on patients treated on this contract for their most recent course of treatment. Figures in italics indicate the base number of FP17s or Patient Questionnaire responses are less than 100. N/A is shown where the base number of responses is less than 10 during the period. % is calculated as Quantity/Base number*100

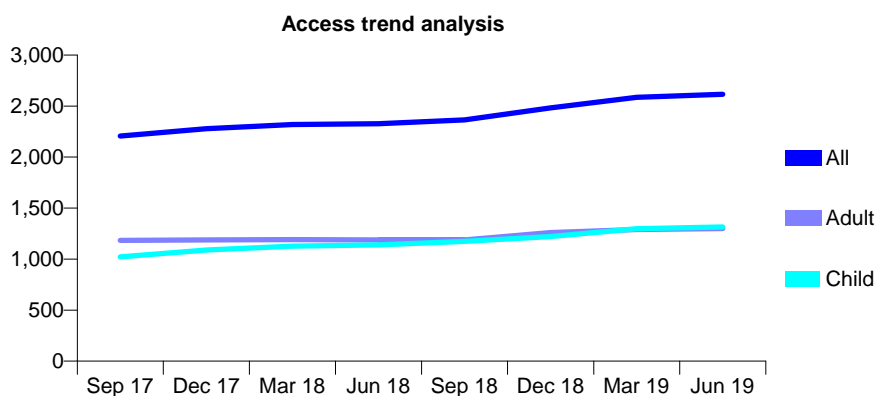
Q62 - Vital Signs At a Glance Contract Report for 695491/0001 - June 2019

Name or company name	MR S KALIRAI
Contract type name	GDS Contract
Purpose of contract	General
Contract start date	21/05/2009
Contract end date	

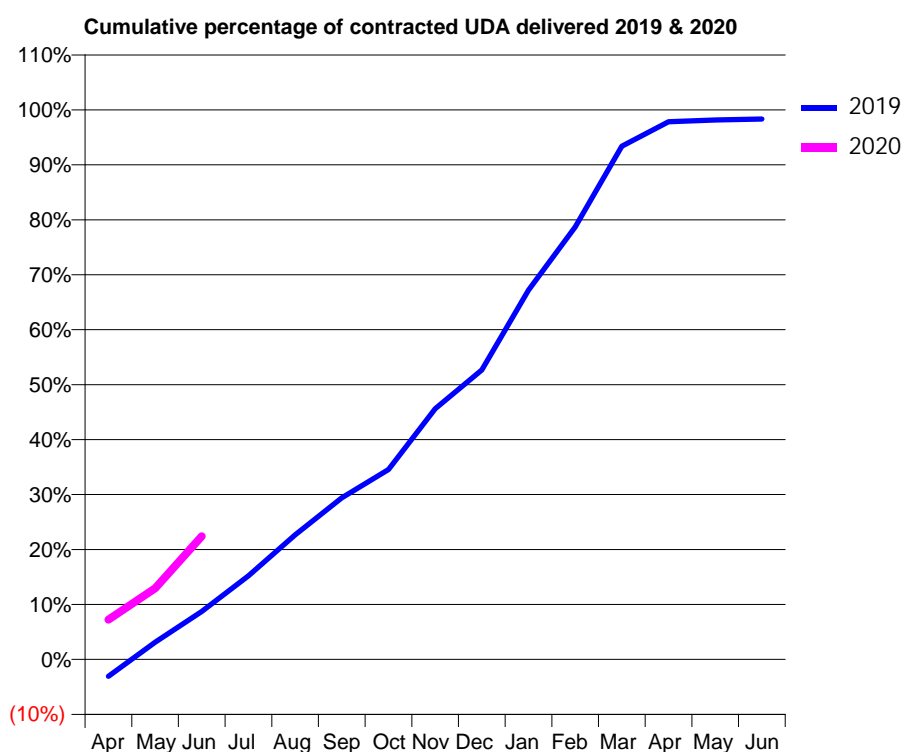
19/20 Contracted general activity (UDA)	7,598
Carry forward general activity (UDA)	0
19/20 Contracted orthodontic activity (UOA)	0
Carry forward orthodontic activity (UOA)	0
Baseline contract value	£223,278.03

ACCESS*

Patients seen in 24 months	Total	Change since previous quarter
Quarter ending June 2018	2,328	
Quarter ending September 2018	2,364	→
Quarter ending December 2018	2,483	↑
Quarter ending March 2019	2,586	↑
Quarter ending June 2019	2,616	→
Variance since June 2018	12.4%	↑



ACTIVITY



Month	2019	2020
April	-234	550
May	239	984
June	663	1,703
July	1,156	
August	1,722	
September	2,233	
October	2,627	
November	3,467	
December	4,003	
January	5,106	
February	5,981	
March	7,094	
April	7,433	
May	7,457	
June	7,472	

QUALITY

	Quantity	Base Number	Contract	AT	Region	England
% of FP17s for the same patient ID Re-attending within 3 months - Children	59	690	8.6%	10.0%	11.9%	11.4%
% of FP17s for the same patient ID Re-attending within 3 months - Adults	66	400	16.5%	16.3%	17.2%	15.4%
% of FP17s for the same patient ID Re-attending between 3 & 9 months - Children	447	690	64.8%	50.0%	49.8%	59.8%
% of FP17s for the same patient ID Re-attending between 3 & 9 months - Adults	198	400	49.5%	38.6%	39.5%	52.1%
% of FP17s for Band 1 Urgent Courses	59	915	6.4%	11.8%	11.2%	9.2%
% of FP17s Relating to Free Repair or Replacements	1	915	0.1%	0.5%	0.5%	0.7%
% of FP17s Relating to Continuations	5	915	0.5%	0.5%	0.7%	0.8%
% of Patients satisfied with the dentistry they have received	7	7	N/A	89.8%	90.6%	93.4%
% of Patients satisfied with the time they had to wait for an appointment	7	7	N/A	84.2%	83.8%	87.6%

* This is based on patients treated on this contract for their most recent course of treatment. Figures in italics indicate the base number of FP17s or Patient Questionnaire responses are less than 100. N/A is shown where the base number of responses is less than 10 during the period. % is calculated as Quantity/Base number*100

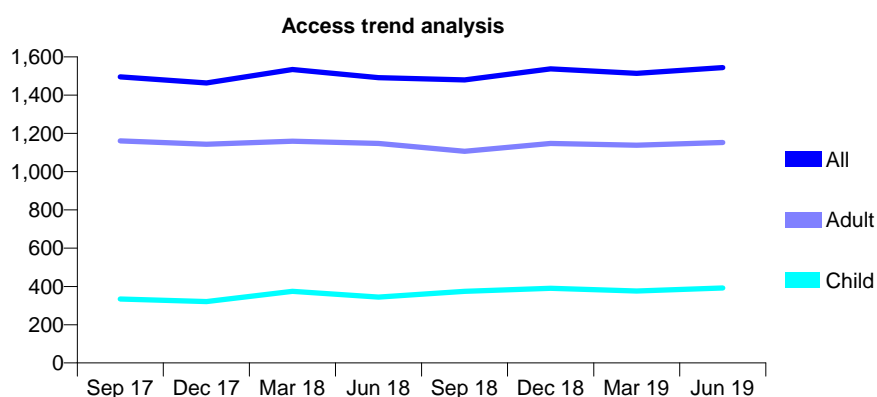
Q62 - Vital Signs At a Glance Contract Report for 725897/0001 - June 2019

Name or company name	MR PU SHAH
Contract type name	GDS Contract
Purpose of contract	General
Contract start date	01/04/2006
Contract end date	

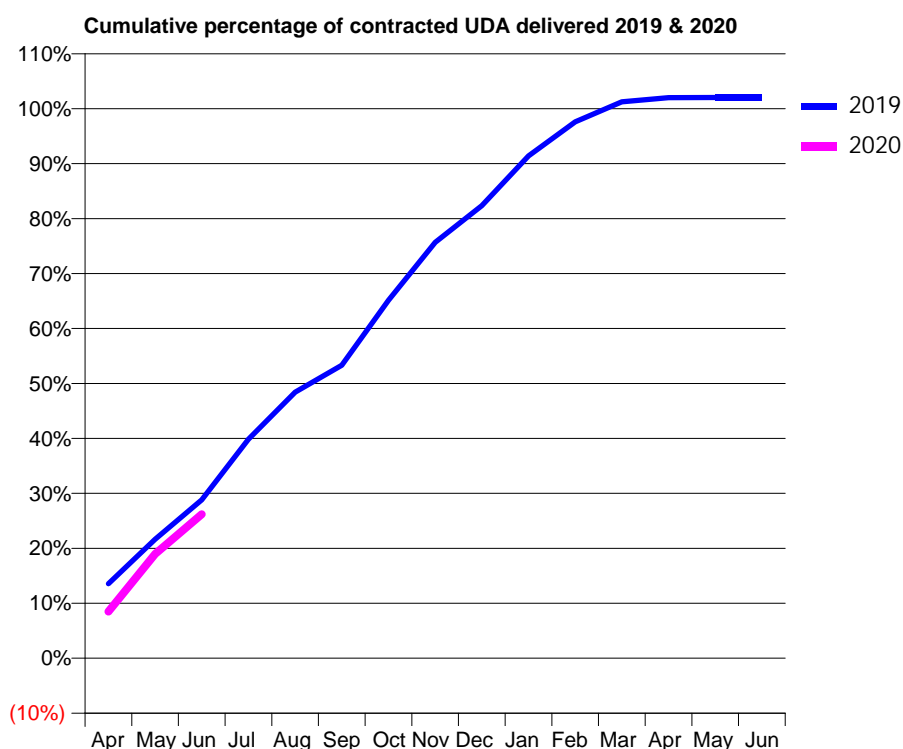
19/20 Contracted general activity (UDA)	6,244
Carry forward general activity (UDA)	0
19/20 Contracted orthodontic activity (UOA)	0
Carry forward orthodontic activity (UOA)	0
Baseline contract value	£181,998.19

ACCESS*

Patients seen in 24 months	Total	Change since previous quarter
Quarter ending June 2018	1,491	
Quarter ending September 2018	1,480	→
Quarter ending December 2018	1,537	↑
Quarter ending March 2019	1,514	↓
Quarter ending June 2019	1,544	→
Variance since June 2018	3.6%	↑



ACTIVITY



Month	Adjusted Scheduled Activity (UDA)	
	2019	2020
April	846	529
May	1,352	1,185
June	1,799	1,636
July	2,488	
August	3,024	
September	3,328	
October	4,067	
November	4,725	
December	5,142	
January	5,707	
February	6,096	
March	6,321	
April	6,369	
May	6,371	
June	6,371	

QUALITY

	Quantity	Base Number	Contract	AT	Region	England
% of FP17s for the same patient ID Re-attending within 3 months - Children	1	129	0.8%	10.0%	11.9%	11.4%
% of FP17s for the same patient ID Re-attending within 3 months - Adults	14	266	5.3%	16.3%	17.2%	15.4%
% of FP17s for the same patient ID Re-attending between 3 & 9 months - Children	28	129	21.7%	50.0%	49.8%	59.8%
% of FP17s for the same patient ID Re-attending between 3 & 9 months - Adults	43	266	16.2%	38.6%	39.5%	52.1%
% of FP17s for Band 1 Urgent Courses	35	369	9.5%	11.8%	11.2%	9.2%
% of FP17s Relating to Free Repair or Replacements	0	369	0.0%	0.5%	0.5%	0.7%
% of FP17s Relating to Continuations	1	369	0.3%	0.5%	0.7%	0.8%
% of Patients satisfied with the dentistry they have received	1	1	N/A	89.8%	90.6%	93.4%
% of Patients satisfied with the time they had to wait for an appointment	1	1	N/A	84.2%	83.8%	87.6%

* This is based on patients treated on this contract for their most recent course of treatment.

Figures in italics indicate the base number of FP17s or Patient Questionnaire responses are less than 100. N/A is shown where the base number of responses is less than 10 during the period. % is calculated as Quantity/Base number*100

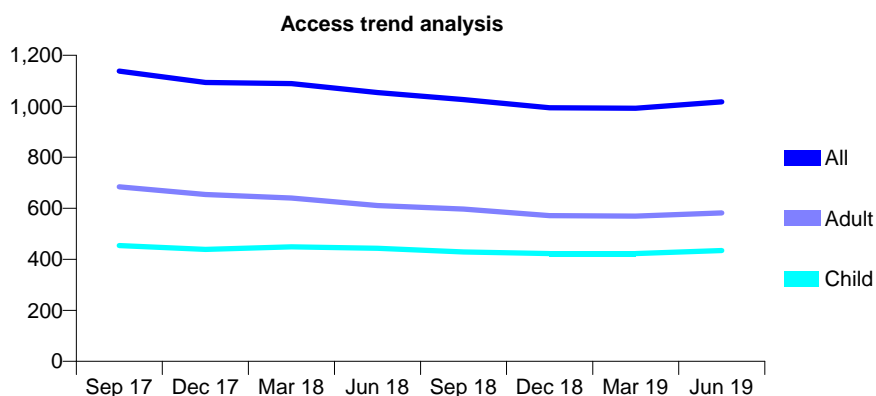
Q62 - Vital Signs At a Glance Contract Report for 725951/0001 - June 2019

Name or company name	MR AK JAIN
Contract type name	GDS Contract
Purpose of contract	General
Contract start date	01/04/2006
Contract end date	

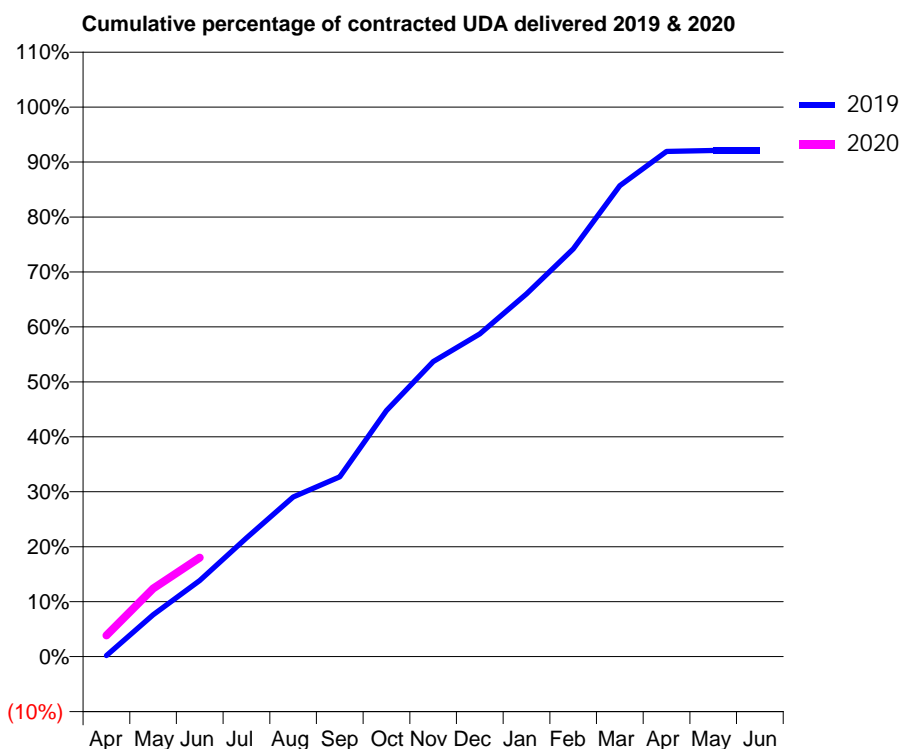
19/20 Contracted general activity (UDA)	2,535
Carry forward general activity (UDA)	0
19/20 Contracted orthodontic activity (UOA)	0
Carry forward orthodontic activity (UOA)	0
Baseline contract value	£64,589.01

ACCESS*

Patients seen in 24 months	Total	Change since previous quarter
Quarter ending June 2018	1,054	
Quarter ending September 2018	1,026	↓
Quarter ending December 2018	994	↓
Quarter ending March 2019	992	→
Quarter ending June 2019	1,017	↑
Variance since June 2018	(3.5%)	↓



ACTIVITY



Month	Adjusted Scheduled Activity (UDA)	
	2019	2020
April	4	98
May	193	314
June	351	457
July	548	
August	736	
September	830	
October	1,135	
November	1,361	
December	1,489	
January	1,673	
February	1,881	
March	2,172	
April	2,330	
May	2,335	
June	2,335	

QUALITY

	Quantity	Base Number	Contract	AT	Region	England
% of FP17s for the same patient ID Re-attending within 3 months - Children	10	157	6.4%	10.0%	11.9%	11.4%
% of FP17s for the same patient ID Re-attending within 3 months - Adults	27	188	14.4%	16.3%	17.2%	15.4%
% of FP17s for the same patient ID Re-attending between 3 & 9 months - Children	92	157	58.6%	50.0%	49.8%	59.8%
% of FP17s for the same patient ID Re-attending between 3 & 9 months - Adults	80	188	42.6%	38.6%	39.5%	52.1%
% of FP17s for Band 1 Urgent Courses	14	279	5.0%	11.8%	11.2%	9.2%
% of FP17s Relating to Free Repair or Replacements	0	279	0.0%	0.5%	0.5%	0.7%
% of FP17s Relating to Continuations	1	279	0.4%	0.5%	0.7%	0.8%
% of Patients satisfied with the dentistry they have received	0	0	N/A	89.8%	90.6%	93.4%
% of Patients satisfied with the time they had to wait for an appointment	0	0	N/A	84.2%	83.8%	87.6%

* This is based on patients treated on this contract for their most recent course of treatment. Figures in italics indicate the base number of FP17s or Patient Questionnaire responses are less than 100. N/A is shown where the base number of responses is less than 10 during the period. % is calculated as Quantity/Base number*100

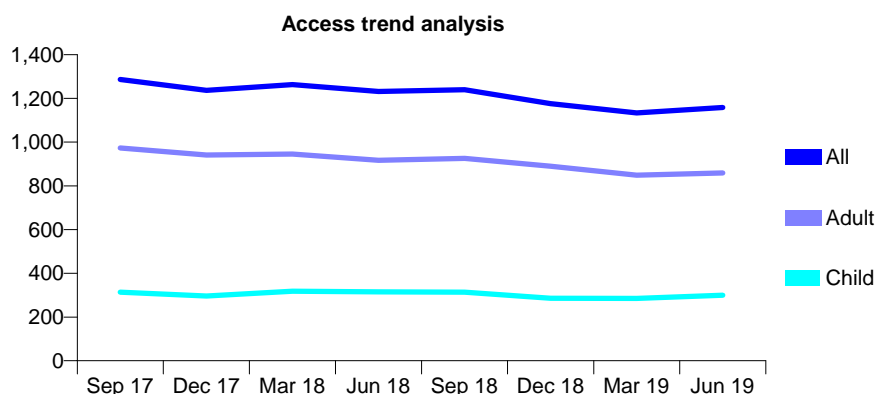
Q62 - Vital Signs At a Glance Contract Report for 730572/0001 - June 2019

Name or company name	MR DL MODHA
Contract type name	GDS Contract
Purpose of contract	General
Contract start date	01/04/2006
Contract end date	

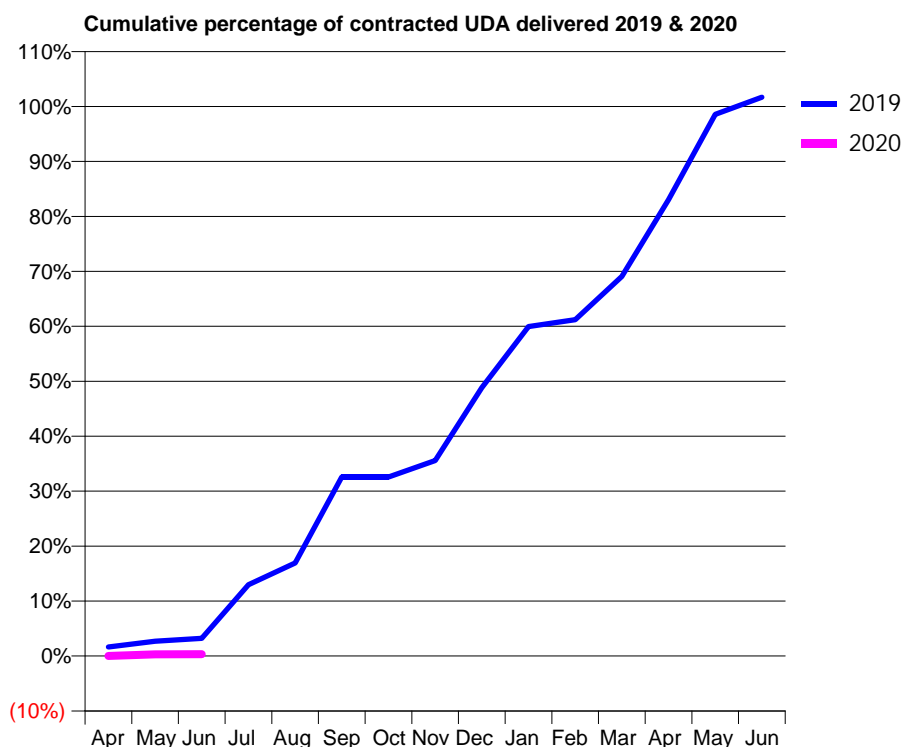
19/20 Contracted general activity (UDA)	4,022
Carry forward general activity (UDA)	0
19/20 Contracted orthodontic activity (UOA)	0
Carry forward orthodontic activity (UOA)	0
Baseline contract value	£104,783.84

ACCESS*

Patients seen in 24 months	Total	Change since previous quarter
Quarter ending June 2018	1,232	
Quarter ending September 2018	1,240	→
Quarter ending December 2018	1,176	↓
Quarter ending March 2019	1,134	↓
Quarter ending June 2019	1,159	↑
Variance since June 2018	(5.9%)	↓



ACTIVITY



Month	Adjusted Scheduled Activity (UDA)	
	2019	2020
April	66	0
May	109	12
June	129	13
July	522	
August	682	
September	1,310	
October	1,310	
November	1,432	
December	1,964	
January	2,411	
February	2,461	
March	2,777	
April	3,340	
May	3,964	
June	4,089	

QUALITY

	Quantity	Base Number	Contract	AT	Region	England
% of FP17s for the same patient ID Re-attending within 3 months - Children	5	100	5.0%	10.0%	11.9%	11.4%
% of FP17s for the same patient ID Re-attending within 3 months - Adults	39	278	14.0%	16.3%	17.2%	15.4%
% of FP17s for the same patient ID Re-attending between 3 & 9 months - Children	26	100	26.0%	50.0%	49.8%	59.8%
% of FP17s for the same patient ID Re-attending between 3 & 9 months - Adults	78	278	28.1%	38.6%	39.5%	52.1%
% of FP17s for Band 1 Urgent Courses	1	2	50.0%	11.8%	11.2%	9.2%
% of FP17s Relating to Free Repair or Replacements	0	2	0.0%	0.5%	0.5%	0.7%
% of FP17s Relating to Continuations	0	2	0.0%	0.5%	0.7%	0.8%
% of Patients satisfied with the dentistry they have received	3	3	N/A	89.8%	90.6%	93.4%
% of Patients satisfied with the time they had to wait for an appointment	3	3	N/A	84.2%	83.8%	87.6%

* This is based on patients treated on this contract for their most recent course of treatment. Figures in italics indicate the base number of FP17s or Patient Questionnaire responses are less than 100. N/A is shown where the base number of responses is less than 10 during the period. % is calculated as Quantity/Base number*100

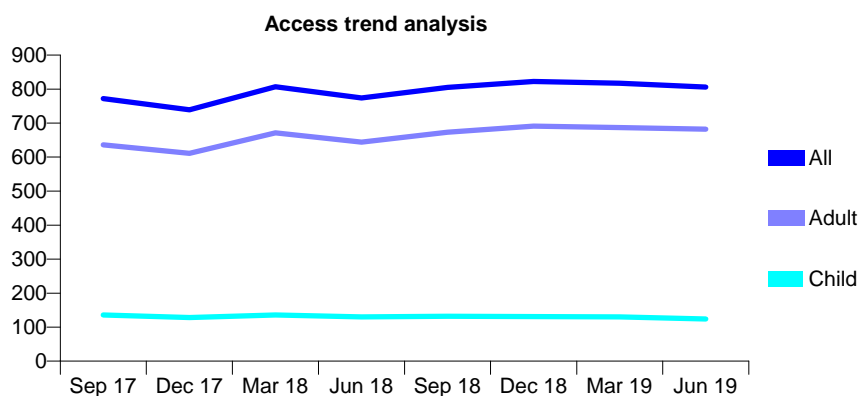
Q62 - Vital Signs At a Glance Contract Report for 736090/0001 - June 2019

Name or company name	MR AW KACZMARSKI
Contract type name	GDS Contract
Purpose of contract	General
Contract start date	01/04/2006
Contract end date	

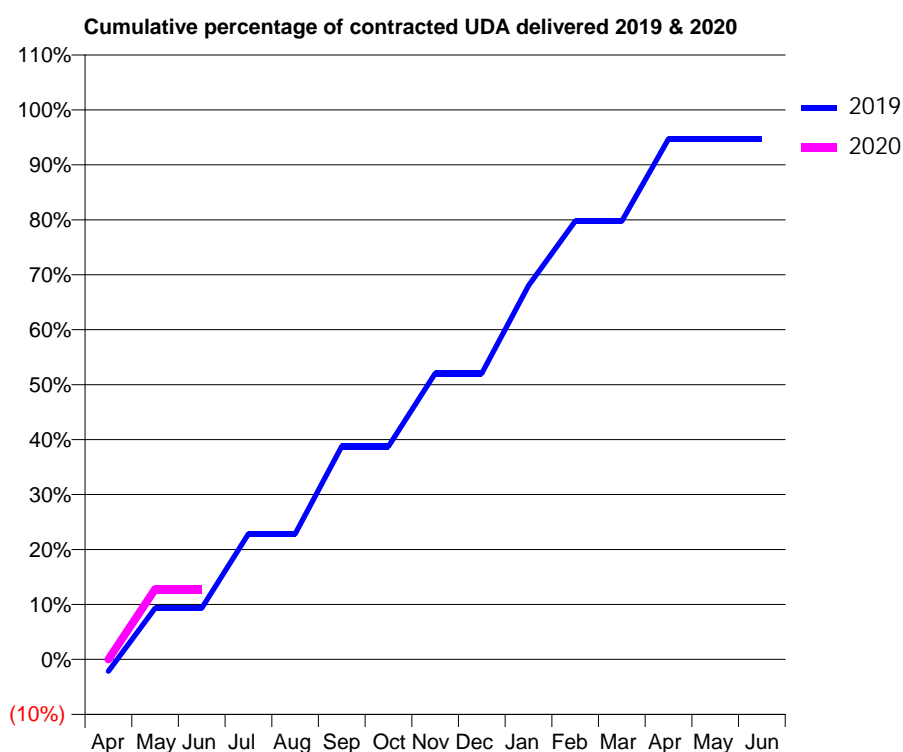
19/20 Contracted general activity (UDA)	2,282
Carry forward general activity (UDA)	0
19/20 Contracted orthodontic activity (UOA)	0
Carry forward orthodontic activity (UOA)	0
Baseline contract value	£58,732.71

ACCESS*

Patients seen in 24 months	Total	Change since previous quarter
Quarter ending June 2018	774	
Quarter ending September 2018	805	↑
Quarter ending December 2018	822	↑
Quarter ending March 2019	817	→
Quarter ending June 2019	806	↓
Variance since June 2018	4.1%	↑



ACTIVITY



Month	2019	2020
April	-49	0
May	213	292
June	213	292
July	521	
August	521	
September	885	
October	885	
November	1,188	
December	1,188	
January	1,552	
February	1,820	
March	1,820	
April	2,161	
May	2,161	
June	2,161	

QUALITY

	Quantity	Base Number	Contract	AT	Region	England
% of FP17s for the same patient ID Re-attending within 3 months - Children	2	29	6.9%	10.0%	11.9%	11.4%
% of FP17s for the same patient ID Re-attending within 3 months - Adults	18	197	9.1%	16.3%	17.2%	15.4%
% of FP17s for the same patient ID Re-attending between 3 & 9 months - Children	11	29	37.9%	50.0%	49.8%	59.8%
% of FP17s for the same patient ID Re-attending between 3 & 9 months - Adults	78	197	39.6%	38.6%	39.5%	52.1%
% of FP17s for Band 1 Urgent Courses	0	110	0.0%	11.8%	11.2%	9.2%
% of FP17s Relating to Free Repair or Replacements	0	110	0.0%	0.5%	0.5%	0.7%
% of FP17s Relating to Continuations	2	110	1.8%	0.5%	0.7%	0.8%
% of Patients satisfied with the dentistry they have received	0	0	N/A	89.8%	90.6%	93.4%
% of Patients satisfied with the time they had to wait for an appointment	0	0	N/A	84.2%	83.8%	87.6%

* This is based on patients treated on this contract for their most recent course of treatment. Figures in italics indicate the base number of FP17s or Patient Questionnaire responses are less than 100. N/A is shown where the base number of responses is less than 10 during the period. % is calculated as Quantity/Base number*100

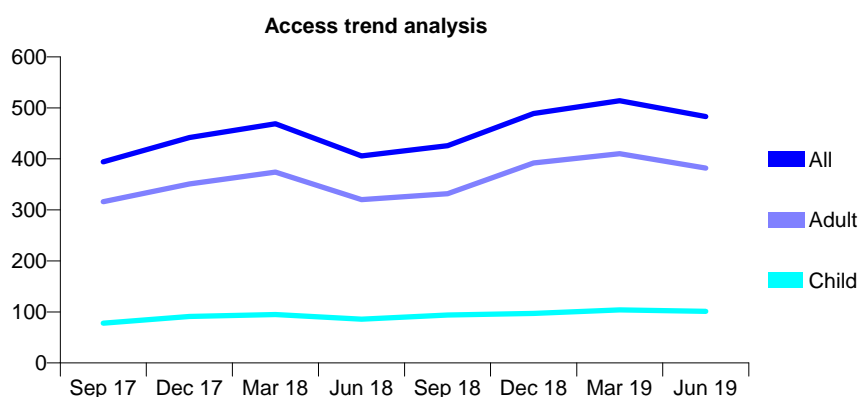
Q62 - Vital Signs At a Glance Contract Report for 739383/0001 - June 2019

Name or company name	Sharareh Naghibi and Barry Lanesman
Contract type name	GDS Contract
Purpose of contract	General
Contract start date	01/04/2011
Contract end date	

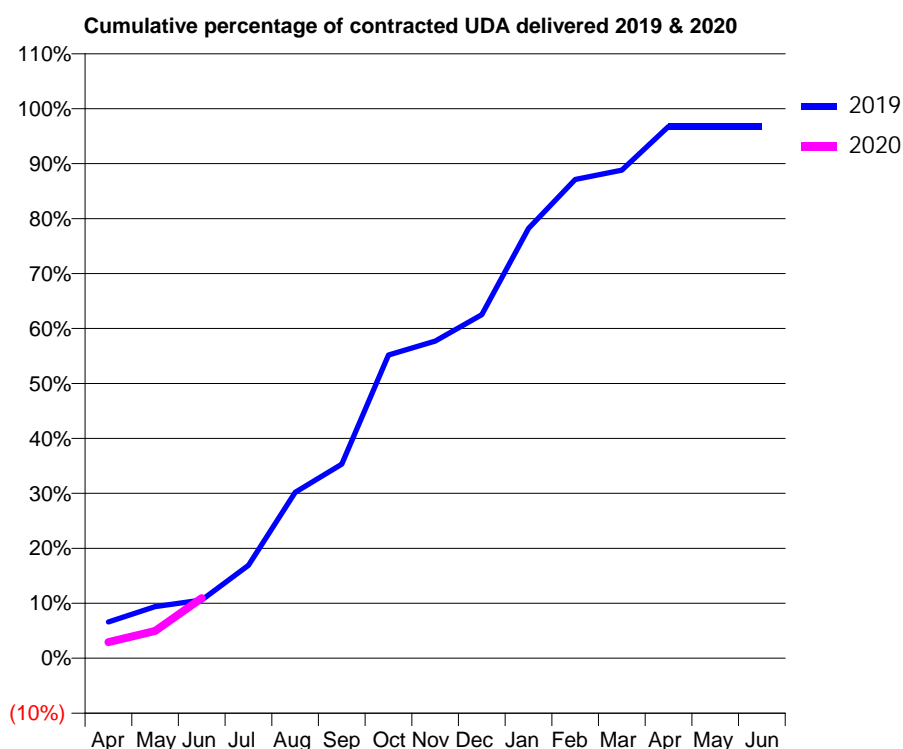
19/20 Contracted general activity (UDA)	2,399
Carry forward general activity (UDA)	0
19/20 Contracted orthodontic activity (UOA)	0
Carry forward orthodontic activity (UOA)	0
Baseline contract value	£91,108.17

ACCESS*

Patients seen in 24 months	Total	Change since previous quarter
Quarter ending June 2018	406	
Quarter ending September 2018	426	↑
Quarter ending December 2018	489	↑
Quarter ending March 2019	514	↑
Quarter ending June 2019	483	↓
Variance since June 2018	19.0%	↑



ACTIVITY



Month	2019	2020
April	158	70
May	225	119
June	254	262
July	406	
August	724	
September	847	
October	1,324	
November	1,384	
December	1,500	
January	1,876	
February	2,090	
March	2,130	
April	2,321	
May	2,321	
June	2,321	

QUALITY

	Quantity	Base Number	Contract	AT	Region	England
% of FP17s for the same patient ID Re-attending within 3 months - Children	3	24	12.5%	10.0%	11.9%	11.4%
% of FP17s for the same patient ID Re-attending within 3 months - Adults	4	61	6.6%	16.3%	17.2%	15.4%
% of FP17s for the same patient ID Re-attending between 3 & 9 months - Children	5	24	20.8%	50.0%	49.8%	59.8%
% of FP17s for the same patient ID Re-attending between 3 & 9 months - Adults	20	61	32.8%	38.6%	39.5%	52.1%
% of FP17s for Band 1 Urgent Courses	1	55	1.8%	11.8%	11.2%	9.2%
% of FP17s Relating to Free Repair or Replacements	0	55	0.0%	0.5%	0.5%	0.7%
% of FP17s Relating to Continuations	0	55	0.0%	0.5%	0.7%	0.8%
% of Patients satisfied with the dentistry they have received	0	0	N/A	89.8%	90.6%	93.4%
% of Patients satisfied with the time they had to wait for an appointment	0	0	N/A	84.2%	83.8%	87.6%

* This is based on patients treated on this contract for their most recent course of treatment.

Figures in italics indicate the base number of FP17s or Patient Questionnaire responses are less than 100. N/A is shown where the base number of responses is less than 10 during the period. % is calculated as Quantity/Base number*100

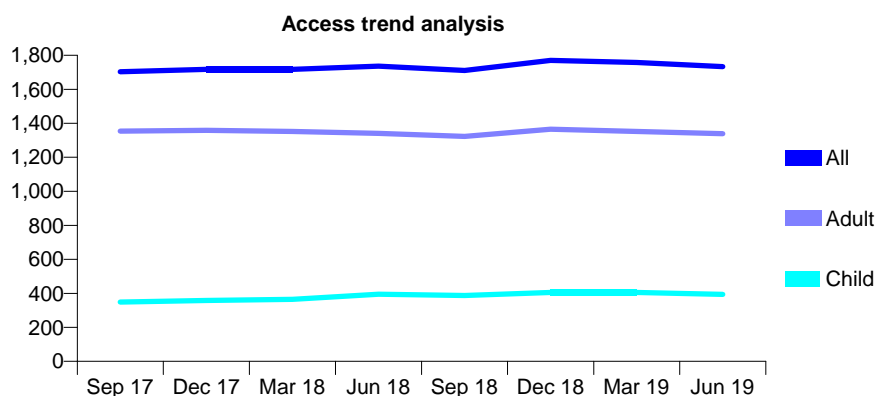
Q62 - Vital Signs At a Glance Contract Report for 740489/0001 - June 2019

Name or company name	MR TS CHEEMA
Contract type name	GDS Contract
Purpose of contract	General and Orthodontic
Contract start date	01/04/2006
Contract end date	

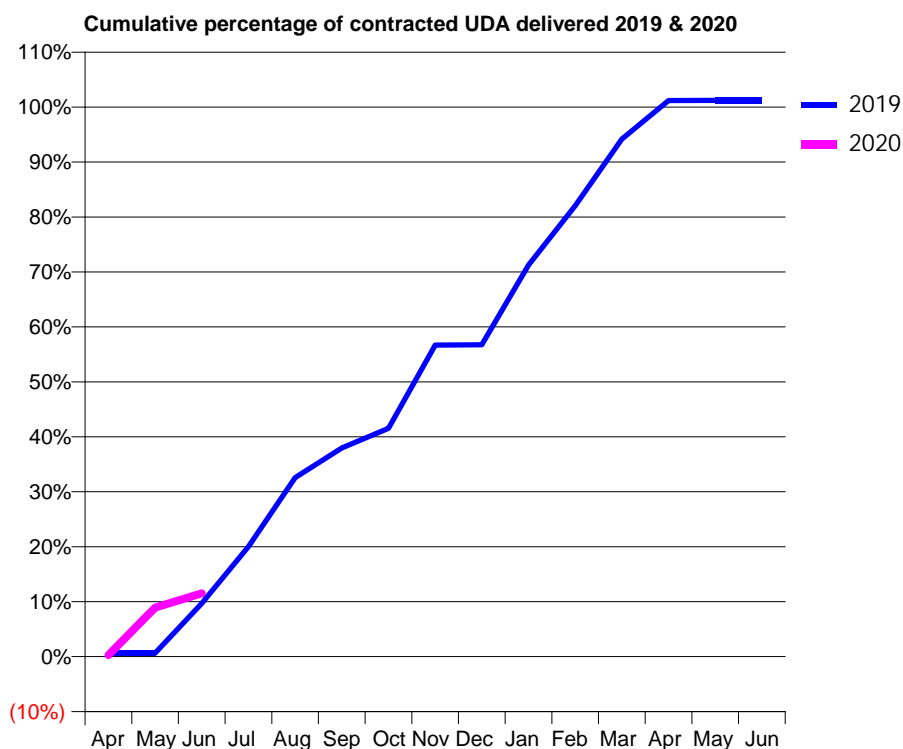
19/20 Contracted general activity (UDA)	6,236
Carry forward general activity (UDA)	0
19/20 Contracted orthodontic activity (UOA)	774
Carry forward orthodontic activity (UOA)	0
Baseline contract value	£210,351.63

ACCESS*

Patients seen in 24 months	Total	Change since previous quarter
Quarter ending June 2018	1,736	
Quarter ending September 2018	1,710	↓
Quarter ending December 2018	1,770	↑
Quarter ending March 2019	1,757	→
Quarter ending June 2019	1,733	↓
Variance since June 2018	(0.2%)	→



ACTIVITY



Month	Adjusted Scheduled Activity (UDA)	
	2019	2020
April	41	18
May	41	556
June	605	719
July	1,250	
August	2,032	
September	2,367	
October	2,590	
November	3,535	
December	3,538	
January	4,444	
February	5,117	
March	5,873	
April	6,309	
May	6,311	
June	6,311	

QUALITY

	Quantity	Base Number	Contract	AT	Region	England
% of FP17s for the same patient ID Re-attending within 3 months - Children	15	105	14.3%	10.0%	11.9%	11.4%
% of FP17s for the same patient ID Re-attending within 3 months - Adults	107	446	24.0%	16.3%	17.2%	15.4%
% of FP17s for the same patient ID Re-attending between 3 & 9 months - Children	37	105	35.2%	50.0%	49.8%	59.8%
% of FP17s for the same patient ID Re-attending between 3 & 9 months - Adults	222	446	49.8%	38.6%	39.5%	52.1%
% of FP17s for Band 1 Urgent Courses	68	347	19.6%	11.8%	11.2%	9.2%
% of FP17s Relating to Free Repair or Replacements	6	347	1.7%	0.5%	0.5%	0.7%
% of FP17s Relating to Continuations	5	347	1.4%	0.5%	0.7%	0.8%
% of Patients satisfied with the dentistry they have received	2	2	N/A	89.8%	90.6%	93.4%
% of Patients satisfied with the time they had to wait for an appointment	2	2	N/A	84.2%	83.8%	87.6%

* This is based on patients treated on this contract for their most recent course of treatment. Figures in italics indicate the base number of FP17s or Patient Questionnaire responses are less than 100. N/A is shown where the base number of responses is less than 10 during the period. % is calculated as Quantity/Base number*100

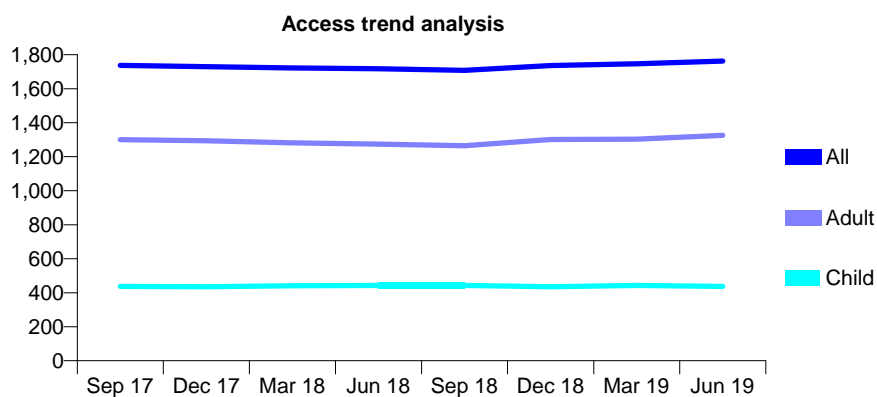
Q62 - Vital Signs At a Glance Contract Report for 740586/0001 - June 2019

Name or company name	MR NH ADATIA AND MR M BHATT
Contract type name	GDS Contract
Purpose of contract	General
Contract start date	01/04/2006
Contract end date	

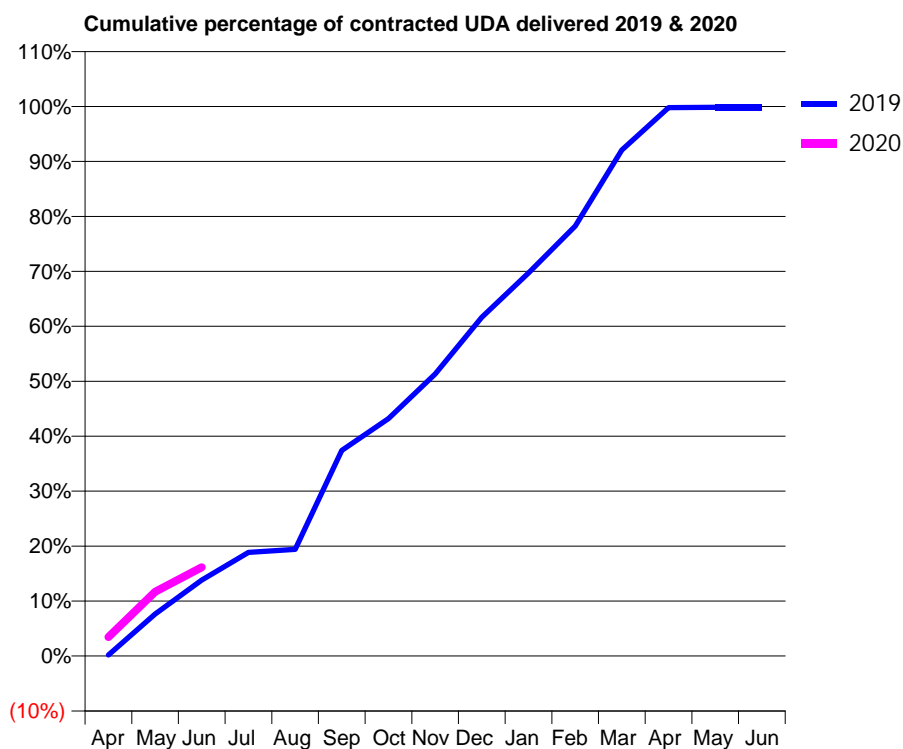
19/20 Contracted general activity (UDA)	4,903
Carry forward general activity (UDA)	0
19/20 Contracted orthodontic activity (UOA)	0
Carry forward orthodontic activity (UOA)	0
Baseline contract value	£122,153.85

ACCESS*

Patients seen in 24 months	Total	Change since previous quarter
Quarter ending June 2018	1,717	
Quarter ending September 2018	1,708	→
Quarter ending December 2018	1,736	→
Quarter ending March 2019	1,746	→
Quarter ending June 2019	1,763	→
Variance since June 2018	2.7%	↑



ACTIVITY



Month	Adjusted Scheduled Activity (UDA)	
	2019	2020
April	9	169
May	375	574
June	678	791
July	925	
August	952	
September	1,834	
October	2,118	
November	2,517	
December	3,022	
January	3,418	
February	3,835	
March	4,515	
April	4,892	
May	4,895	
June	4,895	

QUALITY

	Quantity	Base Number	Contract	AT	Region	England
% of FP17s for the same patient ID Re-attending within 3 months - Children	10	133	7.5%	10.0%	11.9%	11.4%
% of FP17s for the same patient ID Re-attending within 3 months - Adults	64	423	15.1%	16.3%	17.2%	15.4%
% of FP17s for the same patient ID Re-attending between 3 & 9 months - Children	69	133	51.9%	50.0%	49.8%	59.8%
% of FP17s for the same patient ID Re-attending between 3 & 9 months - Adults	182	423	43.0%	38.6%	39.5%	52.1%
% of FP17s for Band 1 Urgent Courses	72	428	16.8%	11.8%	11.2%	9.2%
% of FP17s Relating to Free Repair or Replacements	1	428	0.2%	0.5%	0.5%	0.7%
% of FP17s Relating to Continuations	2	428	0.5%	0.5%	0.7%	0.8%
% of Patients satisfied with the dentistry they have received	0	0	N/A	89.8%	90.6%	93.4%
% of Patients satisfied with the time they had to wait for an appointment	0	0	N/A	84.2%	83.8%	87.6%

* This is based on patients treated on this contract for their most recent course of treatment. Figures in italics indicate the base number of FP17s or Patient Questionnaire responses are less than 100. N/A is shown where the base number of responses is less than 10 during the period. % is calculated as Quantity/Base number*100

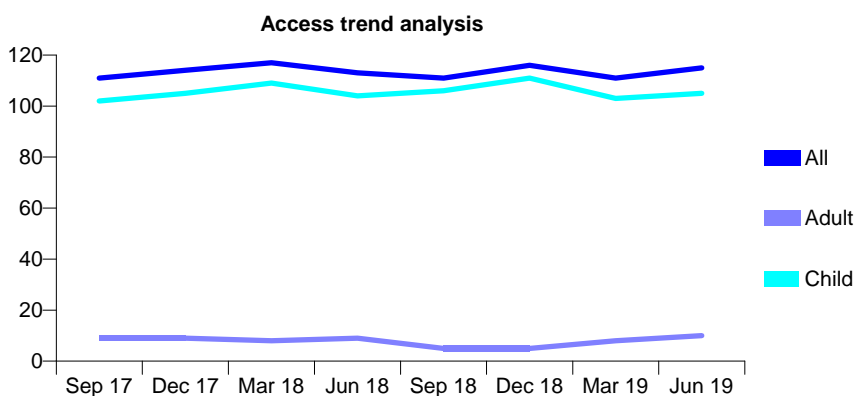
Q62 - Vital Signs At a Glance Contract Report for 743356/0002 - June 2019

Name or company name	Leonard Bernstein, Mark Sher and Barry La
Contract type name	GDS Contract
Purpose of contract	General
Contract start date	06/10/2010
Contract end date	

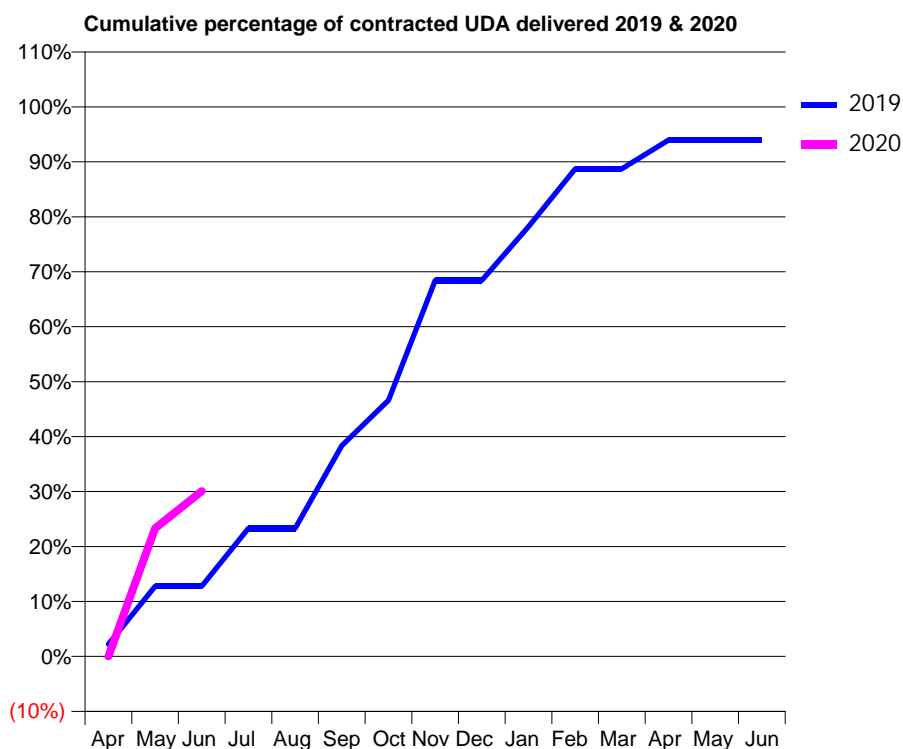
19/20 Contracted general activity (UDA)	133
Carry forward general activity (UDA)	0
19/20 Contracted orthodontic activity (UOA)	0
Carry forward orthodontic activity (UOA)	0
Baseline contract value	£5,183.99

ACCESS*

Patients seen in 24 months	Total	Change since previous quarter
Quarter ending June 2018	113	
Quarter ending September 2018	111	↓
Quarter ending December 2018	116	↑
Quarter ending March 2019	111	↓
Quarter ending June 2019	115	↑
Variance since June 2018	1.8%	→



ACTIVITY



Month	Adjusted Scheduled Activity (UDA)	
	2019	2020
April	3	0
May	17	31
June	17	40
July	31	
August	31	
September	51	
October	62	
November	91	
December	91	
January	104	
February	118	
March	118	
April	125	
May	125	
June	125	

QUALITY

	Quantity	Base Number	Contract	AT	Region	England
% of FP17s for the same patient ID Re-attending within 3 months - Children	0	39	0.0%	10.0%	11.9%	11.4%
% of FP17s for the same patient ID Re-attending within 3 months - Adults	0	0	N/A	16.3%	17.2%	15.4%
% of FP17s for the same patient ID Re-attending between 3 & 9 months - Children	16	39	41.0%	50.0%	49.8%	59.8%
% of FP17s for the same patient ID Re-attending between 3 & 9 months - Adults	0	0	N/A	38.6%	39.5%	52.1%
% of FP17s for Band 1 Urgent Courses	0	32	0.0%	11.8%	11.2%	9.2%
% of FP17s Relating to Free Repair or Replacements	0	32	0.0%	0.5%	0.5%	0.7%
% of FP17s Relating to Continuations	0	32	0.0%	0.5%	0.7%	0.8%
% of Patients satisfied with the dentistry they have received	0	0	N/A	89.8%	90.6%	93.4%
% of Patients satisfied with the time they had to wait for an appointment	0	0	N/A	84.2%	83.8%	87.6%

* This is based on patients treated on this contract for their most recent course of treatment. Figures in italics indicate the base number of FP17s or Patient Questionnaire responses are less than 100. N/A is shown where the base number of responses is less than 10 during the period. % is calculated as Quantity/Base number*100

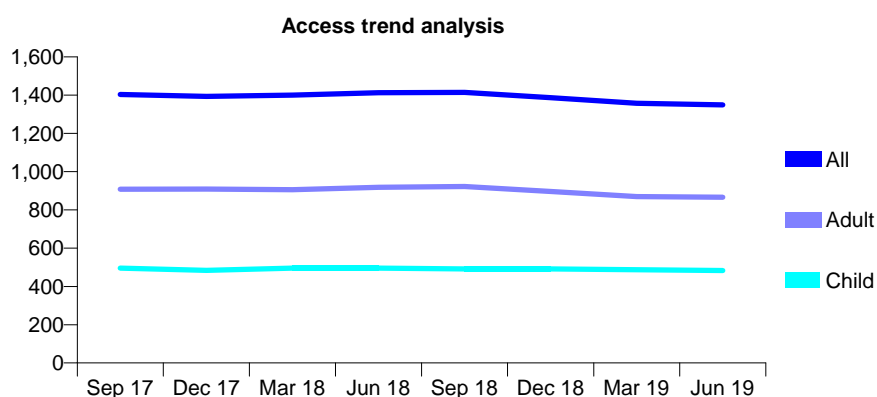
Q62 - Vital Signs At a Glance Contract Report for 746134/0001 - June 2019

Name or company name	MISS P JOSHI
Contract type name	GDS Contract
Purpose of contract	General
Contract start date	01/04/2006
Contract end date	

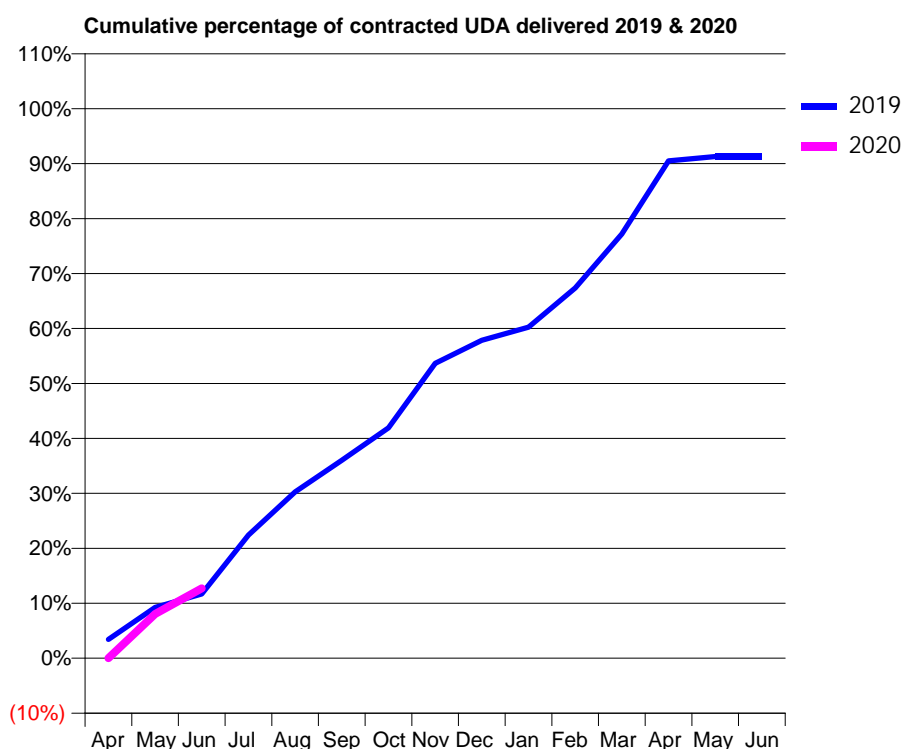
19/20 Contracted general activity (UDA)	5,319
Carry forward general activity (UDA)	0
19/20 Contracted orthodontic activity (UOA)	0
Carry forward orthodontic activity (UOA)	0
Baseline contract value	£153,284.83

ACCESS*

Patients seen in 24 months	Total	Change since previous quarter
Quarter ending June 2018	1,413	
Quarter ending September 2018	1,414	→
Quarter ending December 2018	1,387	↓
Quarter ending March 2019	1,357	↓
Quarter ending June 2019	1,349	→
Variance since June 2018	(4.5%)	↓



ACTIVITY



Month	2019	2020
April	182	0
May	492	428
June	622	676
July	1,192	
August	1,611	
September	1,915	
October	2,230	
November	2,854	
December	3,076	
January	3,205	
February	3,584	
March	4,106	
April	4,814	
May	4,856	
June	4,856	

QUALITY

	Quantity	Base Number	Contract	AT	Region	England
% of FP17s for the same patient ID Re-attending within 3 months - Children	9	211	4.3%	10.0%	11.9%	11.4%
% of FP17s for the same patient ID Re-attending within 3 months - Adults	27	242	11.2%	16.3%	17.2%	15.4%
% of FP17s for the same patient ID Re-attending between 3 & 9 months - Children	124	211	58.8%	50.0%	49.8%	59.8%
% of FP17s for the same patient ID Re-attending between 3 & 9 months - Adults	99	242	40.9%	38.6%	39.5%	52.1%
% of FP17s for Band 1 Urgent Courses	26	307	8.5%	11.8%	11.2%	9.2%
% of FP17s Relating to Free Repair or Replacements	0	307	0.0%	0.5%	0.5%	0.7%
% of FP17s Relating to Continuations	1	307	0.3%	0.5%	0.7%	0.8%
% of Patients satisfied with the dentistry they have received	0	0	N/A	89.8%	90.6%	93.4%
% of Patients satisfied with the time they had to wait for an appointment	0	0	N/A	84.2%	83.8%	87.6%

* This is based on patients treated on this contract for their most recent course of treatment.

Figures in italics indicate the base number of FP17s or Patient Questionnaire responses are less than 100. N/A is shown where the base number of responses is less than 10 during the period. % is calculated as Quantity/Base number*100

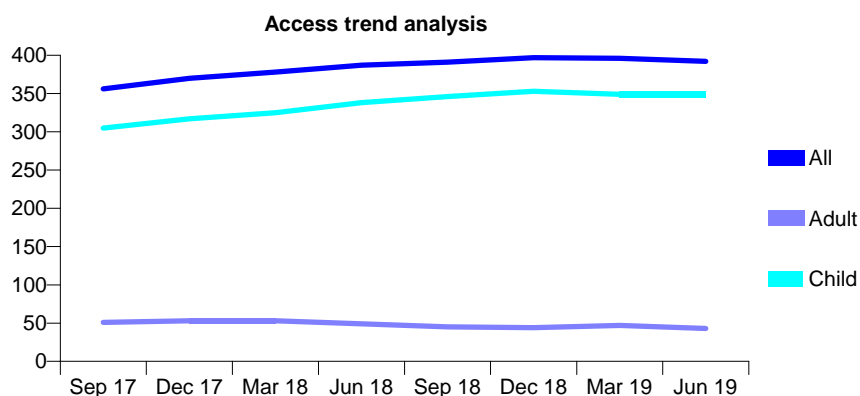
Q62 - Vital Signs At a Glance Contract Report for 746320/0002 - June 2019

Name or company name	MR C SHETH
Contract type name	GDS Contract
Purpose of contract	General
Contract start date	01/04/2006
Contract end date	

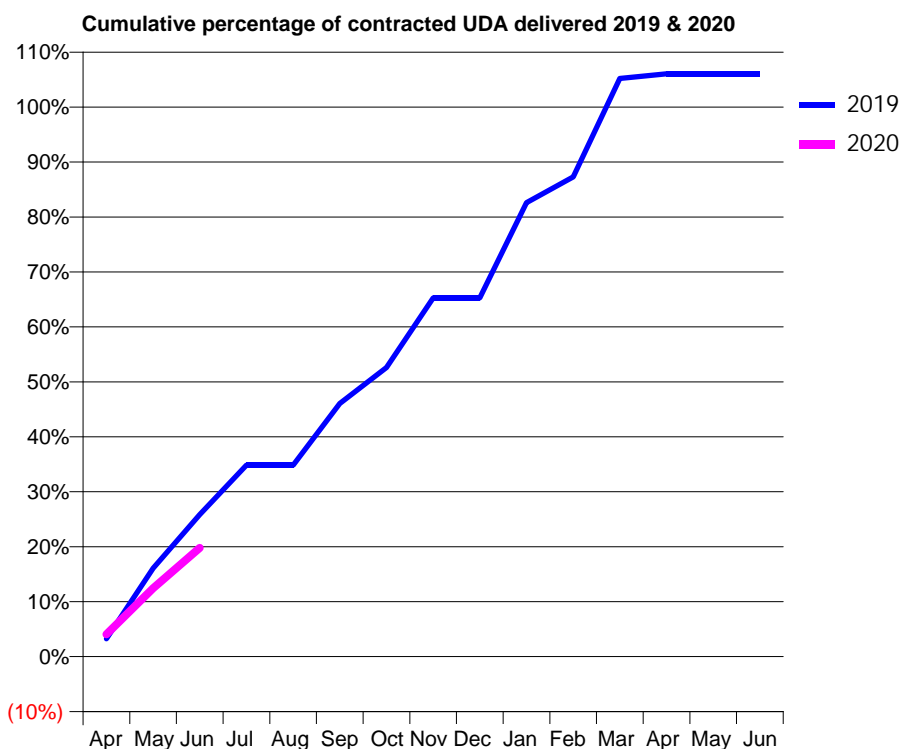
19/20 Contracted general activity (UDA)	491
Carry forward general activity (UDA)	0
19/20 Contracted orthodontic activity (UOA)	0
Carry forward orthodontic activity (UOA)	0
Baseline contract value	£11,612.28

ACCESS*

Patients seen in 24 months	Total	Change since previous quarter
Quarter ending June 2018	387	
Quarter ending September 2018	391	→
Quarter ending December 2018	397	→
Quarter ending March 2019	396	→
Quarter ending June 2019	392	↓
Variance since June 2018	1.3%	→



ACTIVITY



Month	Adjusted Scheduled Activity (UDA)	
	2019	2020
April	16	20
May	79	61
June	127	97
July	171	
August	171	
September	226	
October	258	
November	321	
December	321	
January	406	
February	429	
March	517	
April	521	
May	521	
June	521	

QUALITY

	Quantity	Base Number	Contract	AT	Region	England
% of FP17s for the same patient ID Re-attending within 3 months - Children	1	82	1.2%	10.0%	11.9%	11.4%
% of FP17s for the same patient ID Re-attending within 3 months - Adults	0	7	0.0%	16.3%	17.2%	15.4%
% of FP17s for the same patient ID Re-attending between 3 & 9 months - Children	43	82	52.4%	50.0%	49.8%	59.8%
% of FP17s for the same patient ID Re-attending between 3 & 9 months - Adults	4	7	57.1%	38.6%	39.5%	52.1%
% of FP17s for Band 1 Urgent Courses	1	85	1.2%	11.8%	11.2%	9.2%
% of FP17s Relating to Free Repair or Replacements	0	85	0.0%	0.5%	0.5%	0.7%
% of FP17s Relating to Continuations	0	85	0.0%	0.5%	0.7%	0.8%
% of Patients satisfied with the dentistry they have received	0	0	N/A	89.8%	90.6%	93.4%
% of Patients satisfied with the time they had to wait for an appointment	0	0	N/A	84.2%	83.8%	87.6%

* This is based on patients treated on this contract for their most recent course of treatment. Figures in italics indicate the base number of FP17s or Patient Questionnaire responses are less than 100. N/A is shown where the base number of responses is less than 10 during the period. % is calculated as Quantity/Base number*100

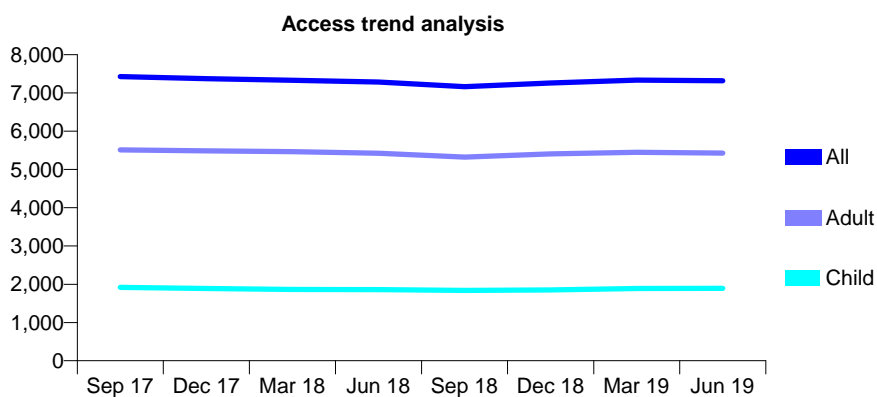
Q62 - Vital Signs At a Glance Contract Report for 755451/0001 - June 2019

Name or company name	MRS B THAKRAR
Contract type name	GDS Contract
Purpose of contract	General
Contract start date	01/04/2008
Contract end date	

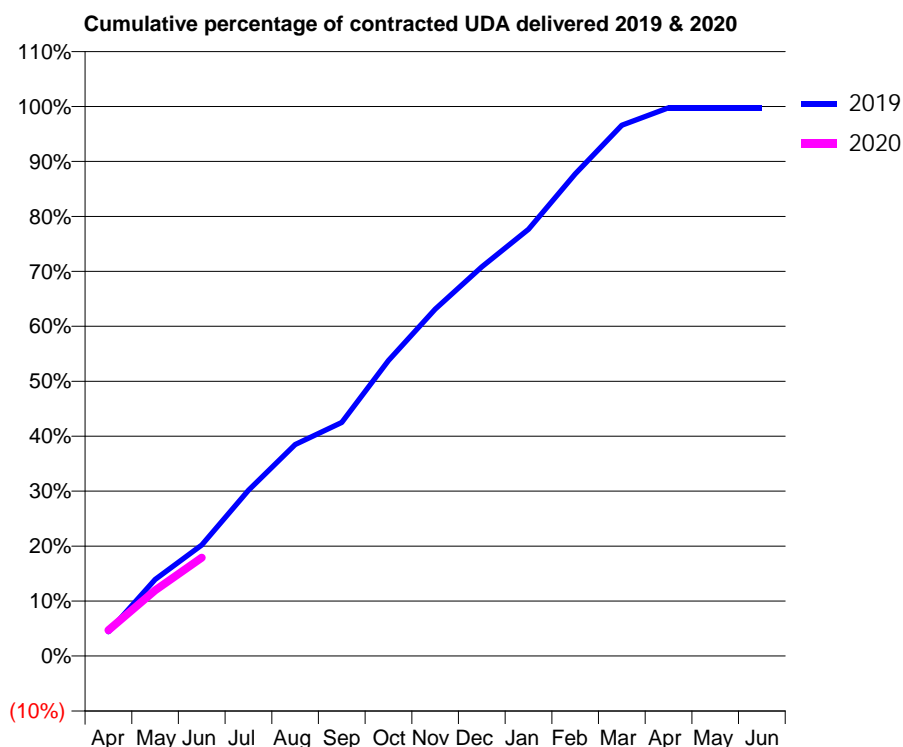
19/20 Contracted general activity (UDA)	21,919
Carry forward general activity (UDA)	0
19/20 Contracted orthodontic activity (UOA)	0
Carry forward orthodontic activity (UOA)	0
Baseline contract value	£681,883.79

ACCESS*

Patients seen in 24 months	Total	Change since previous quarter
Quarter ending June 2018	7,283	
Quarter ending September 2018	7,161	↓
Quarter ending December 2018	7,259	→
Quarter ending March 2019	7,336	→
Quarter ending June 2019	7,320	→
Variance since June 2018	0.5%	→



ACTIVITY



Month	Adjusted Scheduled Activity (UDA)	
	2019	2020
April	965	1,034
May	3,054	2,622
June	4,430	3,924
July	6,611	
August	8,438	
September	9,314	
October	11,788	
November	13,837	
December	15,525	
January	17,020	
February	19,232	
March	21,165	
April	21,866	
May	21,863	
June	21,863	

QUALITY

	Quantity	Base Number	Contract	AT	Region	England
% of FP17s for the same patient ID Re-attending within 3 months - Children	62	633	9.8%	10.0%	11.9%	11.4%
% of FP17s for the same patient ID Re-attending within 3 months - Adults	255	1,474	17.3%	16.3%	17.2%	15.4%
% of FP17s for the same patient ID Re-attending between 3 & 9 months - Children	349	633	55.1%	50.0%	49.8%	59.8%
% of FP17s for the same patient ID Re-attending between 3 & 9 months - Adults	689	1,474	46.7%	38.6%	39.5%	52.1%
% of FP17s for Band 1 Urgent Courses	258	1,795	14.4%	11.8%	11.2%	9.2%
% of FP17s Relating to Free Repair or Replacements	6	1,795	0.3%	0.5%	0.5%	0.7%
% of FP17s Relating to Continuations	7	1,795	0.4%	0.5%	0.7%	0.8%
% of Patients satisfied with the dentistry they have received	1	1	N/A	89.8%	90.6%	93.4%
% of Patients satisfied with the time they had to wait for an appointment	1	1	N/A	84.2%	83.8%	87.6%

* This is based on patients treated on this contract for their most recent course of treatment. Figures in italics indicate the base number of FP17s or Patient Questionnaire responses are less than 100. N/A is shown where the base number of responses is less than 10 during the period. % is calculated as Quantity/Base number*100

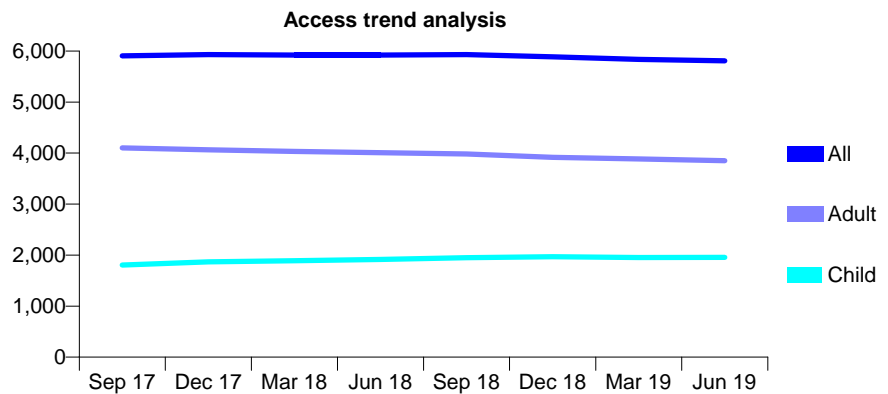
Q62 - Vital Signs At a Glance Contract Report for 755753/0001 - June 2019

Name or company name	MISS K PATEL
Contract type name	GDS Contract
Purpose of contract	General
Contract start date	01/04/2006
Contract end date	

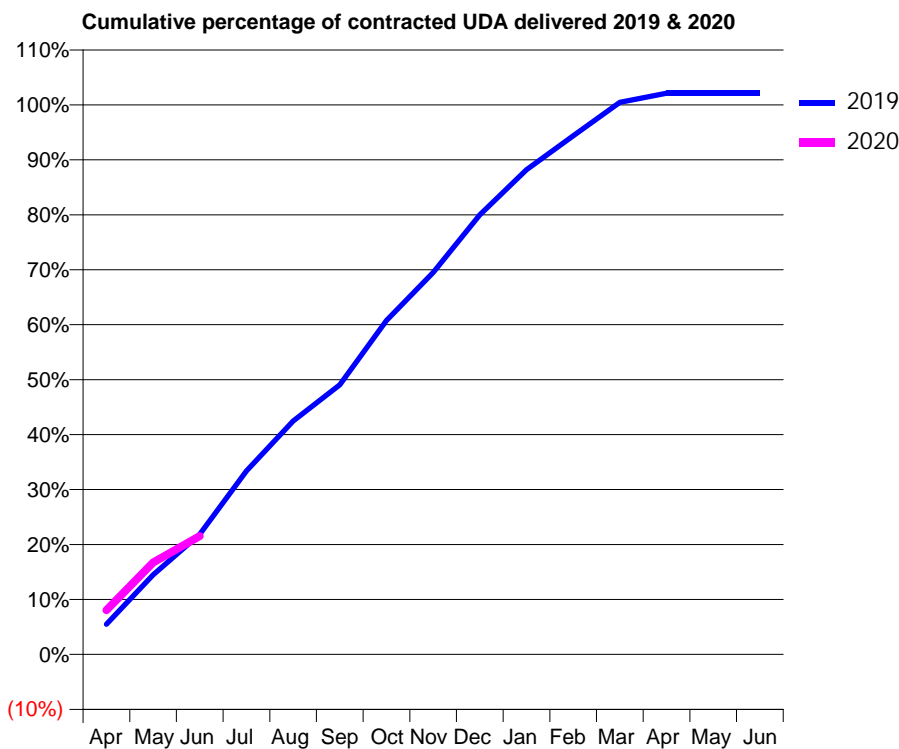
19/20 Contracted general activity (UDA)	13,557
Carry forward general activity (UDA)	0
19/20 Contracted orthodontic activity (UOA)	0
Carry forward orthodontic activity (UOA)	0
Baseline contract value	£381,999.13

ACCESS*

Patients seen in 24 months	Total	Change since previous quarter
Quarter ending June 2018	5,921	
Quarter ending September 2018	5,932	→
Quarter ending December 2018	5,885	→
Quarter ending March 2019	5,837	→
Quarter ending June 2019	5,809	→
Variance since June 2018	(1.9%)	↓



ACTIVITY



Month	2019	2020
April	746	1,090
May	1,967	2,268
June	2,961	2,918
July	4,526	
August	5,758	
September	6,650	
October	8,237	
November	9,420	
December	10,844	
January	11,957	
February	12,793	
March	13,618	
April	13,843	
May	13,843	
June	13,843	

QUALITY

	Quantity	Base Number	Contract	AT	Region	England
% of FP17s for the same patient ID Re-attending within 3 months - Children	75	650	11.5%	10.0%	11.9%	11.4%
% of FP17s for the same patient ID Re-attending within 3 months - Adults	135	952	14.2%	16.3%	17.2%	15.4%
% of FP17s for the same patient ID Re-attending between 3 & 9 months - Children	360	650	55.4%	50.0%	49.8%	59.8%
% of FP17s for the same patient ID Re-attending between 3 & 9 months - Adults	423	952	44.4%	38.6%	39.5%	52.1%
% of FP17s for Band 1 Urgent Courses	117	1,289	9.1%	11.8%	11.2%	9.2%
% of FP17s Relating to Free Repair or Replacements	13	1,289	1.0%	0.5%	0.5%	0.7%
% of FP17s Relating to Continuations	10	1,289	0.8%	0.5%	0.7%	0.8%
% of Patients satisfied with the dentistry they have received	4	4	N/A	89.8%	90.6%	93.4%
% of Patients satisfied with the time they had to wait for an appointment	3	4	N/A	84.2%	83.8%	87.6%

* This is based on patients treated on this contract for their most recent course of treatment. Figures in italics indicate the base number of FP17s or Patient Questionnaire responses are less than 100. N/A is shown where the base number of responses is less than 10 during the period. % is calculated as Quantity/Base number*100

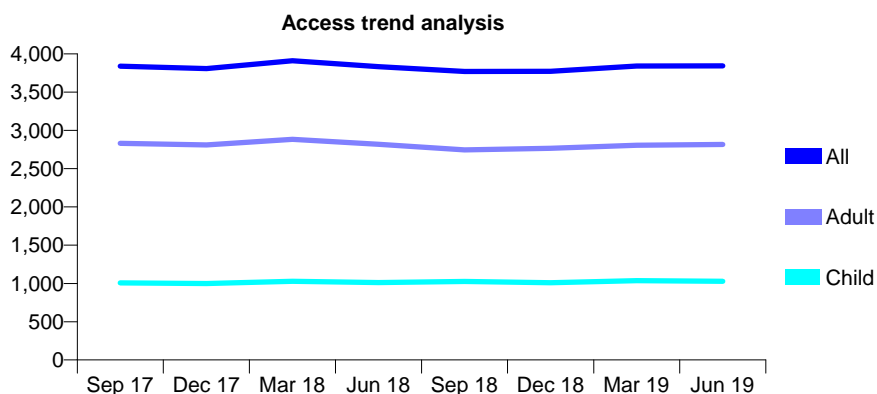
Q62 - Vital Signs At a Glance Contract Report for 763608/0001 - June 2019

Name or company name	MRS N TAVAKOLI
Contract type name	GDS Contract
Purpose of contract	General
Contract start date	01/04/2006
Contract end date	

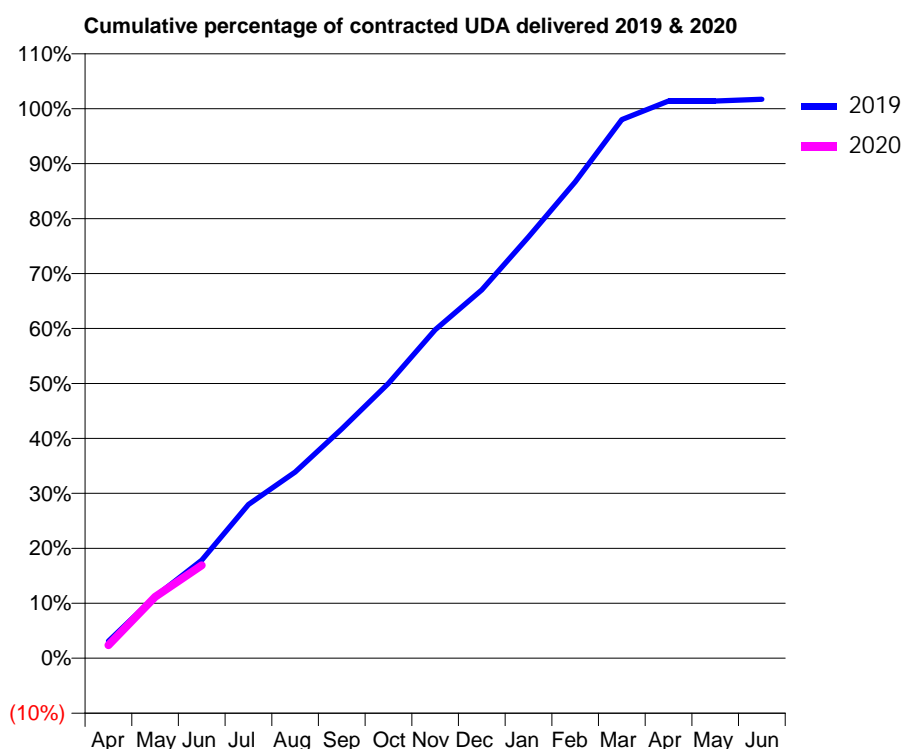
19/20 Contracted general activity (UDA)	10,618
Carry forward general activity (UDA)	0
19/20 Contracted orthodontic activity (UOA)	0
Carry forward orthodontic activity (UOA)	0
Baseline contract value	£332,422.26

ACCESS*

Patients seen in 24 months	Total	Change since previous quarter
Quarter ending June 2018	3,832	
Quarter ending September 2018	3,770	↓
Quarter ending December 2018	3,773	→
Quarter ending March 2019	3,841	→
Quarter ending June 2019	3,844	→
Variance since June 2018	0.3%	→



ACTIVITY



Month	2019	2020
April	330	255
May	1,192	1,188
June	1,895	1,794
July	2,970	
August	3,598	
September	4,432	
October	5,312	
November	6,347	
December	7,115	
January	8,141	
February	9,203	
March	10,405	
April	10,765	
May	10,764	
June	10,800	

QUALITY

	Quantity	Base Number	Contract	AT	Region	England
% of FP17s for the same patient ID Re-attending within 3 months - Children	12	237	5.1%	10.0%	11.9%	11.4%
% of FP17s for the same patient ID Re-attending within 3 months - Adults	57	566	10.1%	16.3%	17.2%	15.4%
% of FP17s for the same patient ID Re-attending between 3 & 9 months - Children	74	237	31.2%	50.0%	49.8%	59.8%
% of FP17s for the same patient ID Re-attending between 3 & 9 months - Adults	164	566	29.0%	38.6%	39.5%	52.1%
% of FP17s for Band 1 Urgent Courses	58	665	8.7%	11.8%	11.2%	9.2%
% of FP17s Relating to Free Repair or Replacements	3	665	0.5%	0.5%	0.5%	0.7%
% of FP17s Relating to Continuations	4	665	0.6%	0.5%	0.7%	0.8%
% of Patients satisfied with the dentistry they have received	0	1	N/A	89.8%	90.6%	93.4%
% of Patients satisfied with the time they had to wait for an appointment	0	1	N/A	84.2%	83.8%	87.6%

* This is based on patients treated on this contract for their most recent course of treatment.

Figures in italics indicate the base number of FP17s or Patient Questionnaire responses are less than 100. N/A is shown where the base number of responses is less than 10 during the period. % is calculated as Quantity/Base number*100

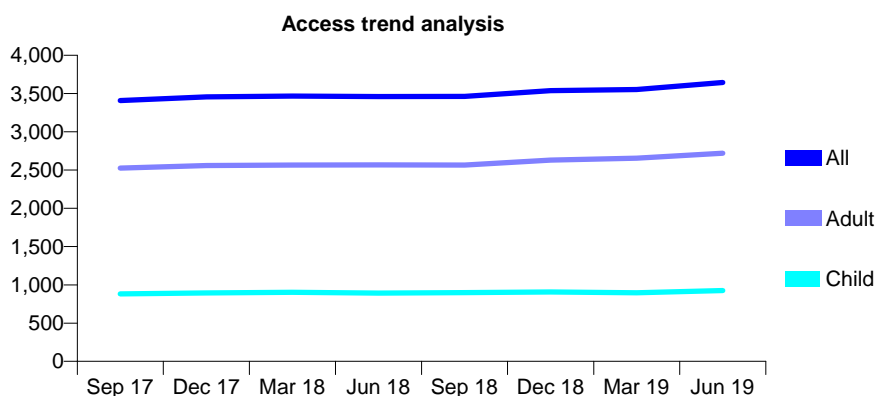
Q62 - Vital Signs At a Glance Contract Report for 763675/0002 - June 2019

Name or company name	MR SB MEHTA
Contract type name	GDS Contract
Purpose of contract	General
Contract start date	01/04/2006
Contract end date	

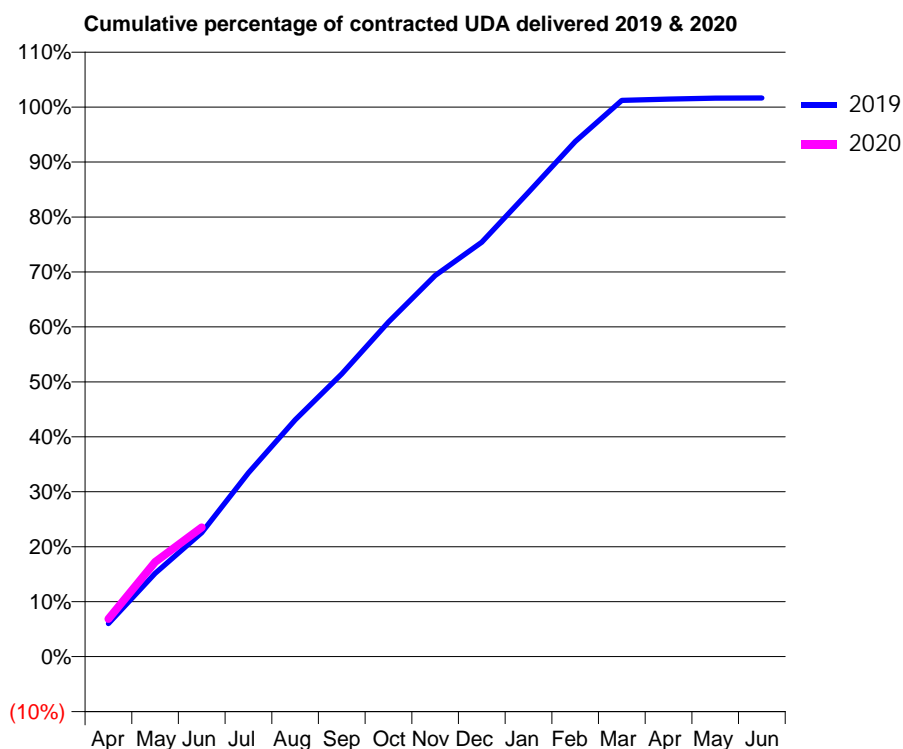
19/20 Contracted general activity (UDA)	9,778
Carry forward general activity (UDA)	0
19/20 Contracted orthodontic activity (UOA)	0
Carry forward orthodontic activity (UOA)	0
Baseline contract value	£244,407.38

ACCESS*

Patients seen in 24 months	Total	Change since previous quarter
Quarter ending June 2018	3,460	
Quarter ending September 2018	3,462	→
Quarter ending December 2018	3,537	↑
Quarter ending March 2019	3,553	→
Quarter ending June 2019	3,643	↑
Variance since June 2018	5.3%	↑



ACTIVITY



Month	Adjusted Scheduled Activity (UDA)	
	2019	2020
April	589	670
May	1,482	1,685
June	2,205	2,301
July	3,270	
August	4,213	
September	5,033	
October	5,953	
November	6,779	
December	7,374	
January	8,264	
February	9,164	
March	9,895	
April	9,920	
May	9,936	
June	9,939	

QUALITY

	Quantity	Base Number	Contract	AT	Region	England
% of FP17s for the same patient ID Re-attending within 3 months - Children	24	331	7.3%	10.0%	11.9%	11.4%
% of FP17s for the same patient ID Re-attending within 3 months - Adults	122	877	13.9%	16.3%	17.2%	15.4%
% of FP17s for the same patient ID Re-attending between 3 & 9 months - Children	189	331	57.1%	50.0%	49.8%	59.8%
% of FP17s for the same patient ID Re-attending between 3 & 9 months - Adults	474	877	54.0%	38.6%	39.5%	52.1%
% of FP17s for Band 1 Urgent Courses	50	1,168	4.3%	11.8%	11.2%	9.2%
% of FP17s Relating to Free Repair or Replacements	7	1,168	0.6%	0.5%	0.5%	0.7%
% of FP17s Relating to Continuations	11	1,168	0.9%	0.5%	0.7%	0.8%
% of Patients satisfied with the dentistry they have received	1	1	N/A	89.8%	90.6%	93.4%
% of Patients satisfied with the time they had to wait for an appointment	1	1	N/A	84.2%	83.8%	87.6%

* This is based on patients treated on this contract for their most recent course of treatment. Figures in italics indicate the base number of FP17s or Patient Questionnaire responses are less than 100. N/A is shown where the base number of responses is less than 10 during the period. % is calculated as Quantity/Base number*100

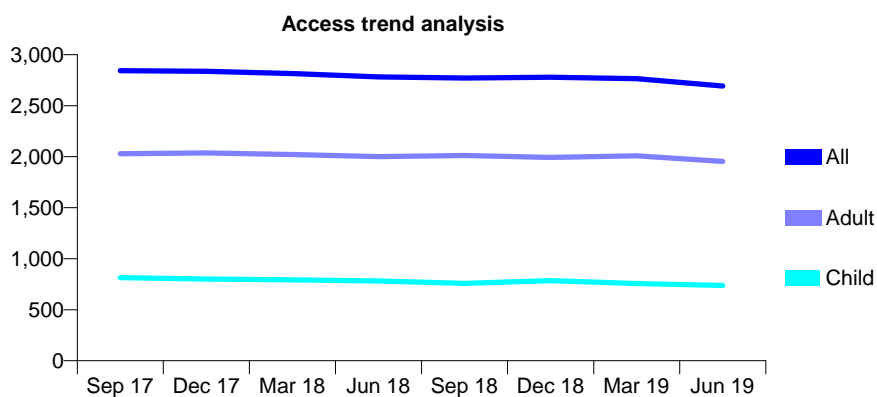
Q62 - Vital Signs At a Glance Contract Report for 763802/0001 - June 2019

Name or company name	MR R VADHER
Contract type name	GDS Contract
Purpose of contract	General
Contract start date	01/04/2006
Contract end date	

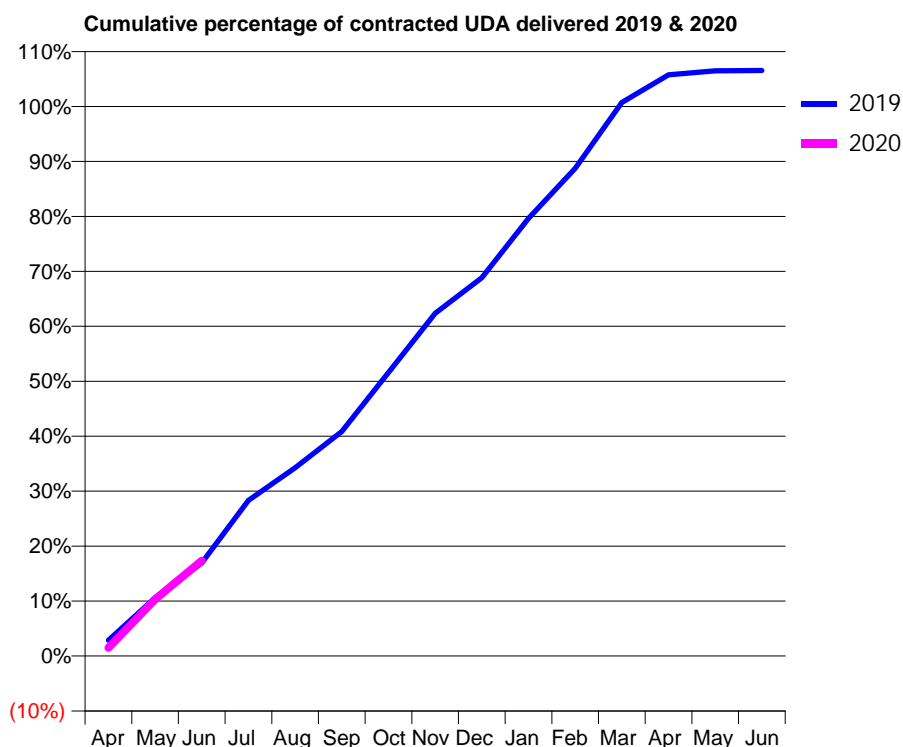
19/20 Contracted general activity (UDA)	6,390
Carry forward general activity (UDA)	0
19/20 Contracted orthodontic activity (UOA)	0
Carry forward orthodontic activity (UOA)	0
Baseline contract value	£175,111.39

ACCESS*

Patients seen in 24 months	Total	Change since previous quarter
Quarter ending June 2018	2,783	
Quarter ending September 2018	2,771	→
Quarter ending December 2018	2,778	→
Quarter ending March 2019	2,766	→
Quarter ending June 2019	2,692	↓
Variance since June 2018	(3.3%)	↓



ACTIVITY



Month	Adjusted Scheduled Activity (UDA)	
	2019	2020
April	183	96
May	676	660
June	1,084	1,108
July	1,810	
August	2,190	
September	2,610	
October	3,296	
November	3,985	
December	4,398	
January	5,089	
February	5,672	
March	6,435	
April	6,757	
May	6,806	
June	6,808	

QUALITY

	Quantity	Base Number	Contract	AT	Region	England
% of FP17s for the same patient ID Re-attending within 3 months - Children	9	148	6.1%	10.0%	11.9%	11.4%
% of FP17s for the same patient ID Re-attending within 3 months - Adults	47	388	12.1%	16.3%	17.2%	15.4%
% of FP17s for the same patient ID Re-attending between 3 & 9 months - Children	46	148	31.1%	50.0%	49.8%	59.8%
% of FP17s for the same patient ID Re-attending between 3 & 9 months - Adults	119	388	30.7%	38.6%	39.5%	52.1%
% of FP17s for Band 1 Urgent Courses	20	419	4.8%	11.8%	11.2%	9.2%
% of FP17s Relating to Free Repair or Replacements	1	419	0.2%	0.5%	0.5%	0.7%
% of FP17s Relating to Continuations	0	419	0.0%	0.5%	0.7%	0.8%
% of Patients satisfied with the dentistry they have received	1	1	N/A	89.8%	90.6%	93.4%
% of Patients satisfied with the time they had to wait for an appointment	1	1	N/A	84.2%	83.8%	87.6%

* This is based on patients treated on this contract for their most recent course of treatment. Figures in italics indicate the base number of FP17s or Patient Questionnaire responses are less than 100. N/A is shown where the base number of responses is less than 10 during the period. % is calculated as Quantity/Base number*100

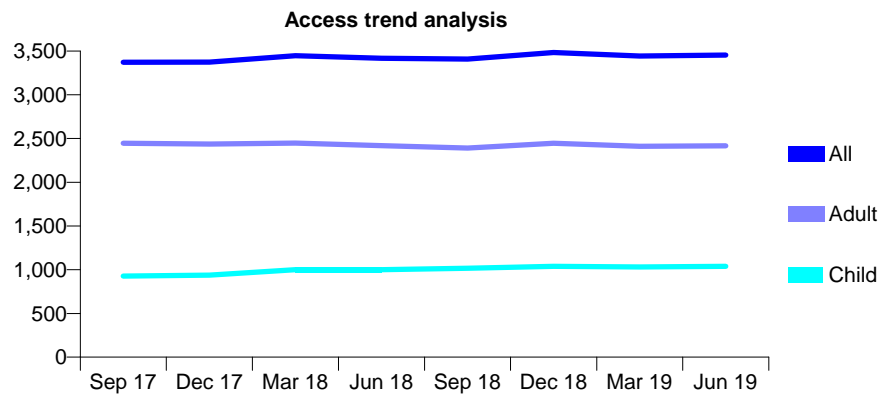
Q62 - Vital Signs At a Glance Contract Report for 763934/0001 - June 2019

Name or company name	MRS F KHOSRAVI
Contract type name	GDS Contract
Purpose of contract	General
Contract start date	01/04/2006
Contract end date	

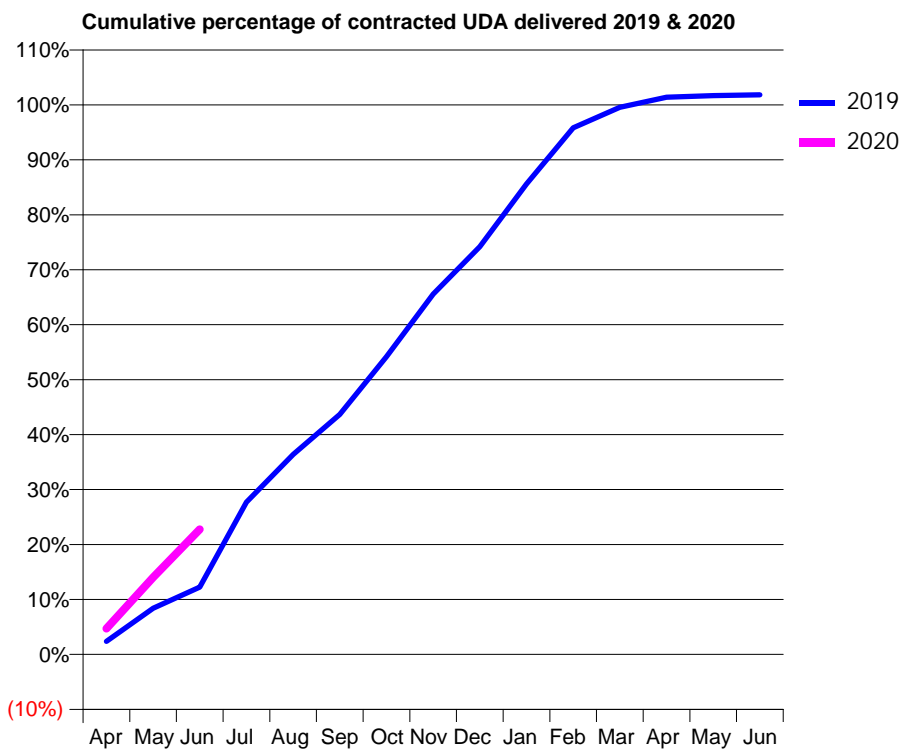
19/20 Contracted general activity (UDA)	12,195
Carry forward general activity (UDA)	0
19/20 Contracted orthodontic activity (UOA)	0
Carry forward orthodontic activity (UOA)	0
Baseline contract value	£392,088.25

ACCESS*

Patients seen in 24 months	Total	Change since previous quarter
Quarter ending June 2018	3,417	
Quarter ending September 2018	3,407	→
Quarter ending December 2018	3,484	↑
Quarter ending March 2019	3,443	↓
Quarter ending June 2019	3,455	→
Variance since June 2018	1.1%	→



ACTIVITY



Month	2019	2020
April	290	577
May	1,027	1,708
June	1,493	2,773
July	3,380	
August	4,439	
September	5,325	
October	6,607	
November	7,998	
December	9,048	
January	10,438	
February	11,684	
March	12,142	
April	12,362	
May	12,400	
June	12,415	

QUALITY

	Quantity	Base Number	Contract	AT	Region	England
% of FP17s for the same patient ID Re-attending within 3 months - Children	42	336	12.5%	10.0%	11.9%	11.4%
% of FP17s for the same patient ID Re-attending within 3 months - Adults	124	717	17.3%	16.3%	17.2%	15.4%
% of FP17s for the same patient ID Re-attending between 3 & 9 months - Children	148	336	44.0%	50.0%	49.8%	59.8%
% of FP17s for the same patient ID Re-attending between 3 & 9 months - Adults	305	717	42.5%	38.6%	39.5%	52.1%
% of FP17s for Band 1 Urgent Courses	92	922	10.0%	11.8%	11.2%	9.2%
% of FP17s Relating to Free Repair or Replacements	7	922	0.8%	0.5%	0.5%	0.7%
% of FP17s Relating to Continuations	2	922	0.2%	0.5%	0.7%	0.8%
% of Patients satisfied with the dentistry they have received	2	2	N/A	89.8%	90.6%	93.4%
% of Patients satisfied with the time they had to wait for an appointment	2	2	N/A	84.2%	83.8%	87.6%

* This is based on patients treated on this contract for their most recent course of treatment. Figures in italics indicate the base number of FP17s or Patient Questionnaire responses are less than 100. N/A is shown where the base number of responses is less than 10 during the period. % is calculated as Quantity/Base number*100

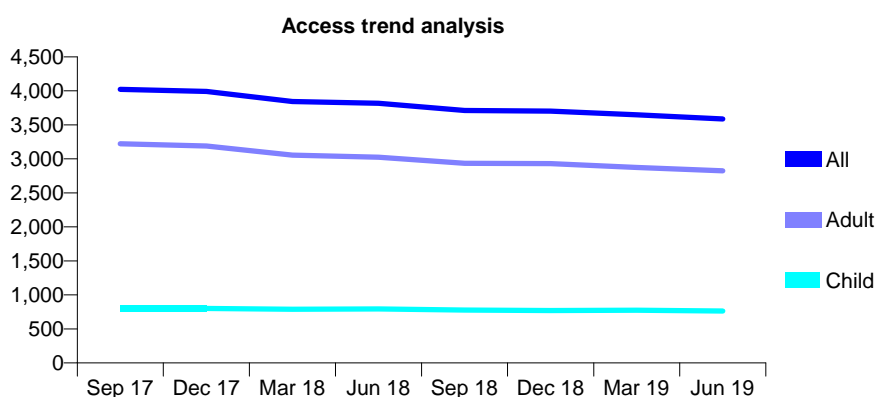
Q62 - Vital Signs At a Glance Contract Report for 764957/0003 - June 2019

Name or company name	Valecha Dental Practice
Contract type name	GDS Contract
Purpose of contract	General
Contract start date	01/04/2006
Contract end date	

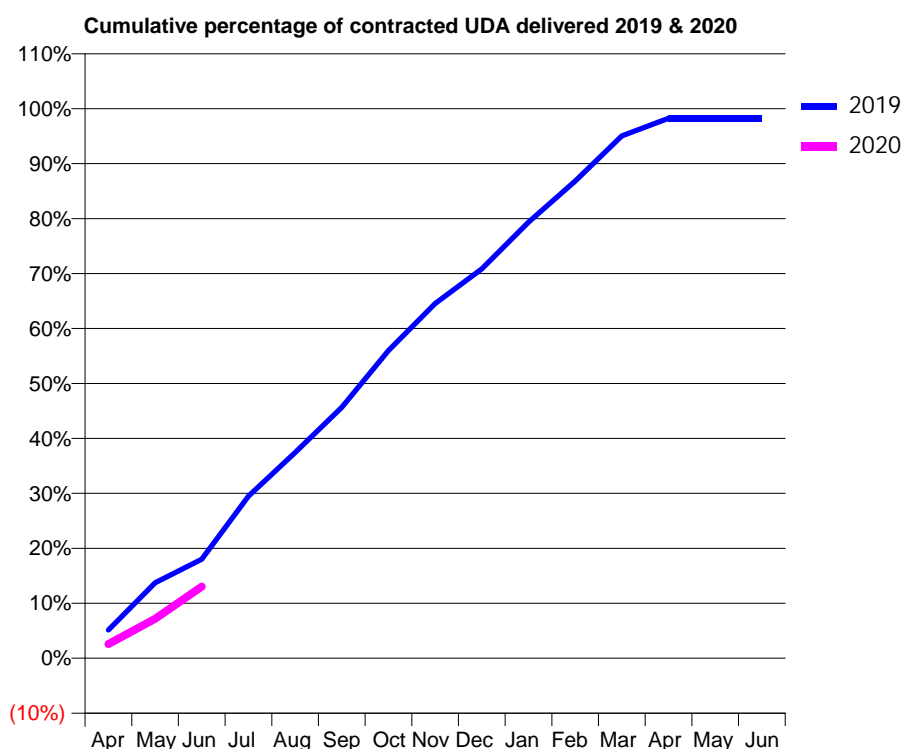
19/20 Contracted general activity (UDA)	15,834
Carry forward general activity (UDA)	0
19/20 Contracted orthodontic activity (UOA)	0
Carry forward orthodontic activity (UOA)	0
Baseline contract value	£419,002.99

ACCESS*

Patients seen in 24 months	Total	Change since previous quarter
Quarter ending June 2018	3,818	
Quarter ending September 2018	3,712	↓
Quarter ending December 2018	3,702	→
Quarter ending March 2019	3,648	↓
Quarter ending June 2019	3,588	↓
Variance since June 2018	(6.0%)	↓



ACTIVITY



Adjusted Scheduled Activity (UDA)		
Month	2019	2020
April	815	411
May	2,172	1,134
June	2,854	2,066
July	4,672	
August	5,929	
September	7,229	
October	8,867	
November	10,217	
December	11,217	
January	12,563	
February	13,746	
March	15,047	
April	15,555	
May	15,557	
June	15,557	

QUALITY

	Quantity	Base Number	Contract	AT	Region	England
% of FP17s for the same patient ID Re-attending within 3 months - Children	16	202	7.9%	10.0%	11.9%	11.4%
% of FP17s for the same patient ID Re-attending within 3 months - Adults	133	731	18.2%	16.3%	17.2%	15.4%
% of FP17s for the same patient ID Re-attending between 3 & 9 months - Children	109	202	54.0%	50.0%	49.8%	59.8%
% of FP17s for the same patient ID Re-attending between 3 & 9 months - Adults	331	731	45.3%	38.6%	39.5%	52.1%
% of FP17s for Band 1 Urgent Courses	101	787	12.8%	11.8%	11.2%	9.2%
% of FP17s Relating to Free Repair or Replacements	12	787	1.5%	0.5%	0.5%	0.7%
% of FP17s Relating to Continuations	1	787	0.1%	0.5%	0.7%	0.8%
% of Patients satisfied with the dentistry they have received	0	1	N/A	89.8%	90.6%	93.4%
% of Patients satisfied with the time they had to wait for an appointment	0	1	N/A	84.2%	83.8%	87.6%

* This is based on patients treated on this contract for their most recent course of treatment.

Figures in italics indicate the base number of FP17s or Patient Questionnaire responses are less than 100. N/A is shown where the base number of responses is less than 10 during the period. % is calculated as Quantity/Base number*100

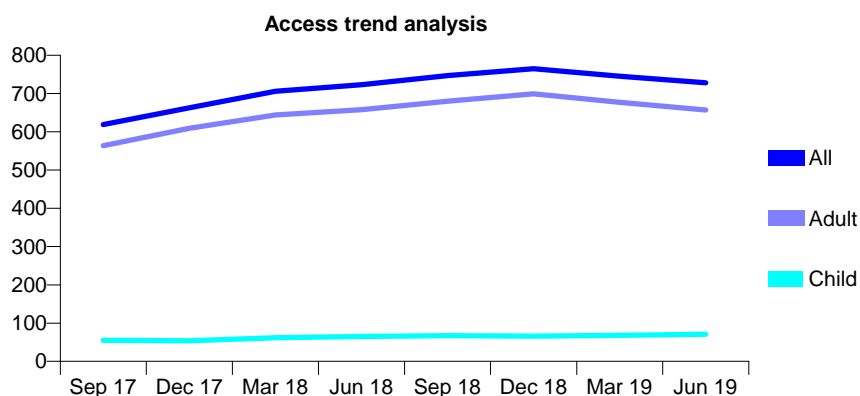
Q62 - Vital Signs At a Glance Contract Report for 766895/0001 - June 2019

Name or company name	MR M SOLTAN MOHAMMADI KHAYAT
Contract type name	GDS Contract
Purpose of contract	General
Contract start date	01/04/2006
Contract end date	

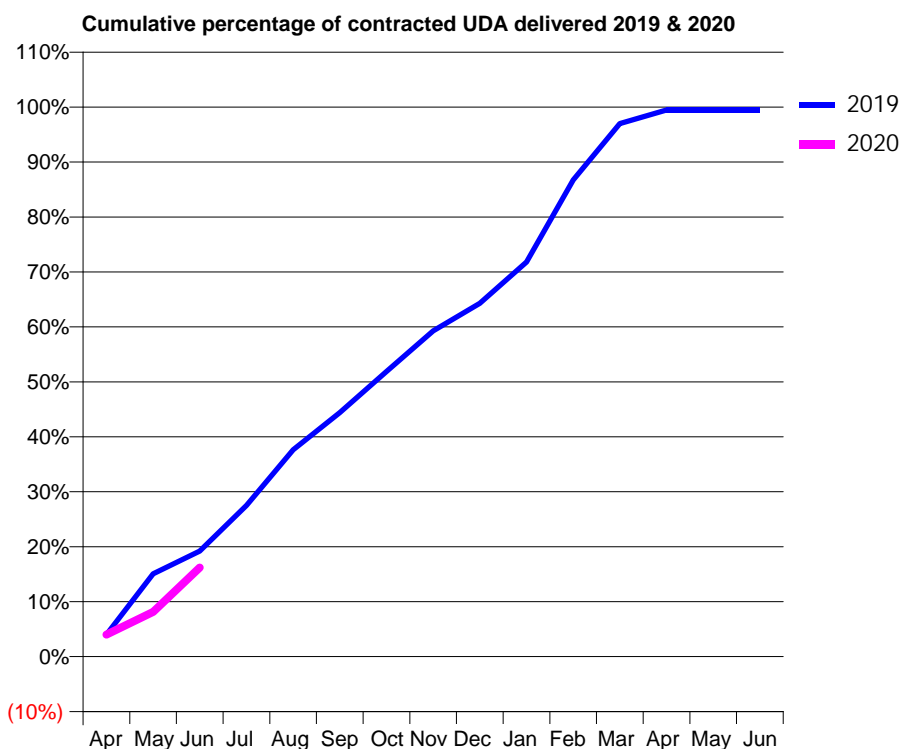
19/20 Contracted general activity (UDA)	976
Carry forward general activity (UDA)	0
19/20 Contracted orthodontic activity (UOA)	0
Carry forward orthodontic activity (UOA)	0
Baseline contract value	£36,435.03

ACCESS*

Patients seen in 24 months	Total	Change since previous quarter
Quarter ending June 2018	723	
Quarter ending September 2018	747	↑
Quarter ending December 2018	765	↑
Quarter ending March 2019	745	↓
Quarter ending June 2019	728	↓
Variance since June 2018	0.7%	→



ACTIVITY



Month	Adjusted Scheduled Activity (UDA)	
	2019	2020
April	39	39
May	147	79
June	187	158
July	268	
August	367	
September	433	
October	506	
November	578	
December	628	
January	701	
February	847	
March	947	
April	971	
May	971	
June	971	

QUALITY

	Quantity	Base Number	Contract	AT	Region	England
% of FP17s for the same patient ID Re-attending within 3 months - Children	1	24	4.2%	10.0%	11.9%	11.4%
% of FP17s for the same patient ID Re-attending within 3 months - Adults	4	95	4.2%	16.3%	17.2%	15.4%
% of FP17s for the same patient ID Re-attending between 3 & 9 months - Children	12	24	50.0%	50.0%	49.8%	59.8%
% of FP17s for the same patient ID Re-attending between 3 & 9 months - Adults	38	95	40.0%	38.6%	39.5%	52.1%
% of FP17s for Band 1 Urgent Courses	2	106	1.9%	11.8%	11.2%	9.2%
% of FP17s Relating to Free Repair or Replacements	0	106	0.0%	0.5%	0.5%	0.7%
% of FP17s Relating to Continuations	0	106	0.0%	0.5%	0.7%	0.8%
% of Patients satisfied with the dentistry they have received	0	0	N/A	89.8%	90.6%	93.4%
% of Patients satisfied with the time they had to wait for an appointment	0	0	N/A	84.2%	83.8%	87.6%

* This is based on patients treated on this contract for their most recent course of treatment. Figures in italics indicate the base number of FP17s or Patient Questionnaire responses are less than 100. N/A is shown where the base number of responses is less than 10 during the period. % is calculated as Quantity/Base number*100

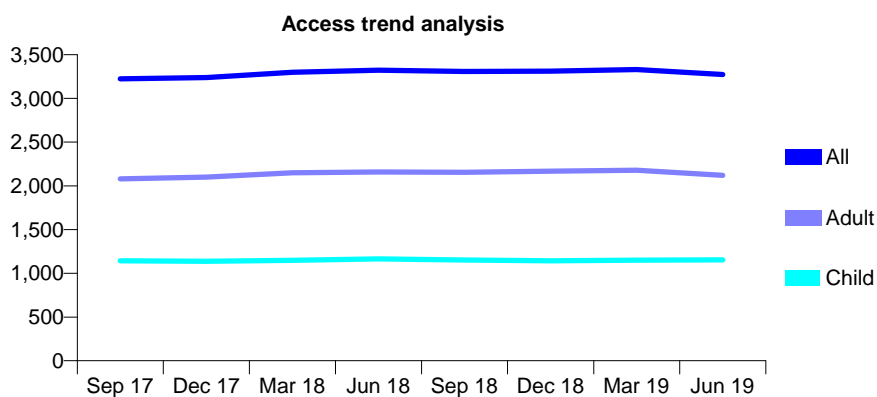
Q62 - Vital Signs At a Glance Contract Report for 766895/0004 - June 2019

Name or company name	MR M SOLTAN MOHAMMADI KHAYAT
Contract type name	GDS Contract
Purpose of contract	General
Contract start date	01/02/2015
Contract end date	

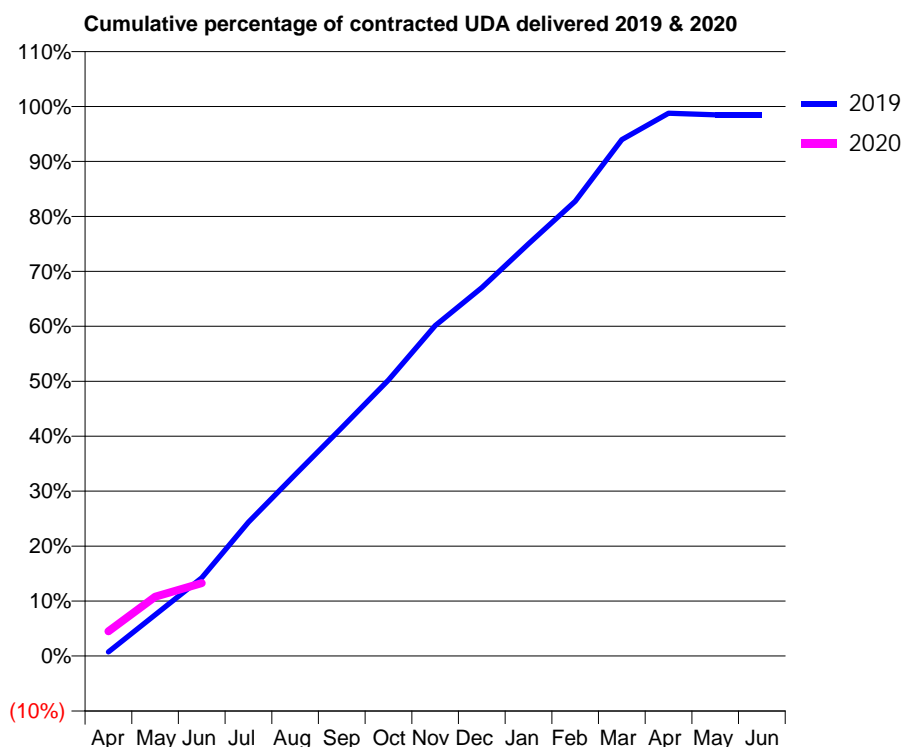
19/20 Contracted general activity (UDA)	9,365
Carry forward general activity (UDA)	0
19/20 Contracted orthodontic activity (UOA)	0
Carry forward orthodontic activity (UOA)	0
Baseline contract value	£267,343.66

ACCESS*

Patients seen in 24 months	Total	Change since previous quarter
Quarter ending June 2018	3,322	
Quarter ending September 2018	3,307	→
Quarter ending December 2018	3,311	→
Quarter ending March 2019	3,330	→
Quarter ending June 2019	3,274	↓
Variance since June 2018	(1.4%)	↓



ACTIVITY



Month	Adjusted Scheduled Activity (UDA)	
	2019	2020
April	70	422
May	703	1,011
June	1,333	1,242
July	2,283	
August	3,091	
September	3,892	
October	4,704	
November	5,629	
December	6,277	
January	7,023	
February	7,748	
March	8,799	
April	9,251	
May	9,223	
June	9,223	

QUALITY

	Quantity	Base Number	Contract	AT	Region	England
% of FP17s for the same patient ID Re-attending within 3 months - Children	21	355	5.9%	10.0%	11.9%	11.4%
% of FP17s for the same patient ID Re-attending within 3 months - Adults	50	387	12.9%	16.3%	17.2%	15.4%
% of FP17s for the same patient ID Re-attending between 3 & 9 months - Children	219	355	61.7%	50.0%	49.8%	59.8%
% of FP17s for the same patient ID Re-attending between 3 & 9 months - Adults	207	387	53.5%	38.6%	39.5%	52.1%
% of FP17s for Band 1 Urgent Courses	27	562	4.8%	11.8%	11.2%	9.2%
% of FP17s Relating to Free Repair or Replacements	0	562	0.0%	0.5%	0.5%	0.7%
% of FP17s Relating to Continuations	0	562	0.0%	0.5%	0.7%	0.8%
% of Patients satisfied with the dentistry they have received	3	3	N/A	89.8%	90.6%	93.4%
% of Patients satisfied with the time they had to wait for an appointment	3	3	N/A	84.2%	83.8%	87.6%

* This is based on patients treated on this contract for their most recent course of treatment. Figures in italics indicate the base number of FP17s or Patient Questionnaire responses are less than 100. N/A is shown where the base number of responses is less than 10 during the period. % is calculated as Quantity/Base number*100

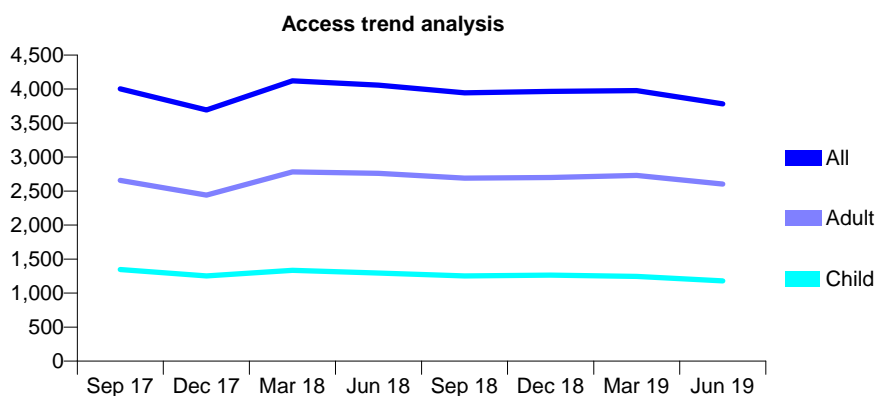
Q62 - Vital Signs At a Glance Contract Report for 767697/0002 - June 2019

Name or company name	MR F RAMEZANI
Contract type name	GDS Contract
Purpose of contract	General
Contract start date	01/04/2006
Contract end date	

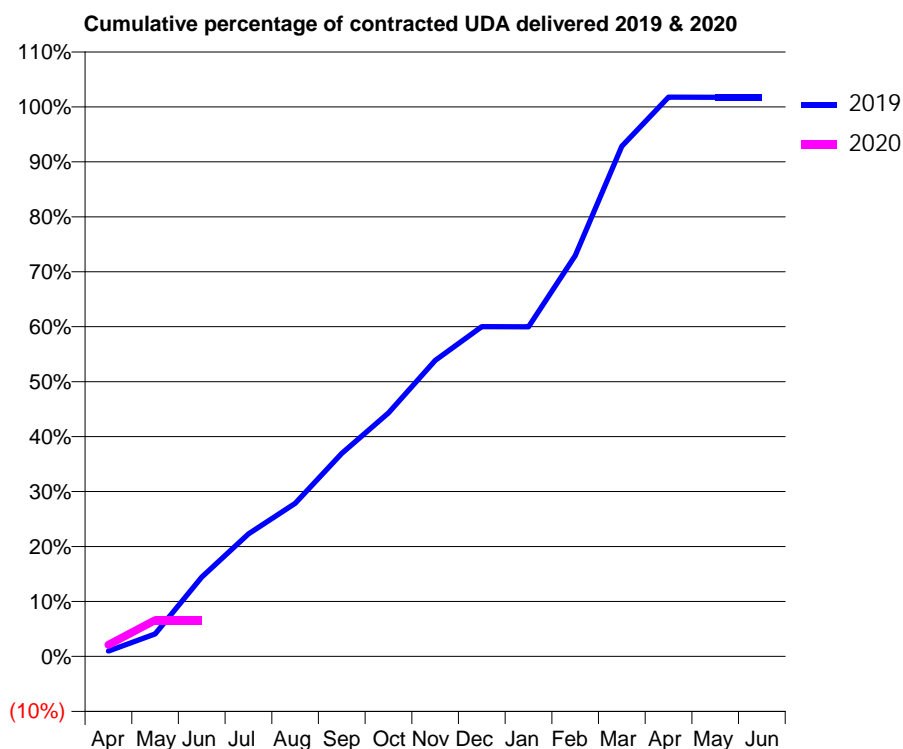
19/20 Contracted general activity (UDA)	8,692
Carry forward general activity (UDA)	0
19/20 Contracted orthodontic activity (UOA)	0
Carry forward orthodontic activity (UOA)	0
Baseline contract value	£244,063.65

ACCESS*

Patients seen in 24 months	Total	Change since previous quarter
Quarter ending June 2018	4,057	
Quarter ending September 2018	3,944	↓
Quarter ending December 2018	3,965	→
Quarter ending March 2019	3,978	→
Quarter ending June 2019	3,783	↓
Variance since June 2018	(6.8%)	↓



ACTIVITY



Month	2019	2020
April	86	185
May	356	574
June	1,254	574
July	1,938	
August	2,423	
September	3,212	
October	3,852	
November	4,682	
December	5,214	
January	5,213	
February	6,340	
March	8,069	
April	8,845	
May	8,844	
June	8,844	

QUALITY

	Quantity	Base Number	Contract	AT	Region	England
% of FP17s for the same patient ID Re-attending within 3 months - Children	12	179	6.7%	10.0%	11.9%	11.4%
% of FP17s for the same patient ID Re-attending within 3 months - Adults	18	276	6.5%	16.3%	17.2%	15.4%
% of FP17s for the same patient ID Re-attending between 3 & 9 months - Children	48	179	26.8%	50.0%	49.8%	59.8%
% of FP17s for the same patient ID Re-attending between 3 & 9 months - Adults	72	276	26.1%	38.6%	39.5%	52.1%
% of FP17s for Band 1 Urgent Courses	3	267	1.1%	11.8%	11.2%	9.2%
% of FP17s Relating to Free Repair or Replacements	0	267	0.0%	0.5%	0.5%	0.7%
% of FP17s Relating to Continuations	3	267	1.1%	0.5%	0.7%	0.8%
% of Patients satisfied with the dentistry they have received	1	1	N/A	89.8%	90.6%	93.4%
% of Patients satisfied with the time they had to wait for an appointment	1	1	N/A	84.2%	83.8%	87.6%

* This is based on patients treated on this contract for their most recent course of treatment. Figures in italics indicate the base number of FP17s or Patient Questionnaire responses are less than 100. N/A is shown where the base number of responses is less than 10 during the period. % is calculated as Quantity/Base number*100

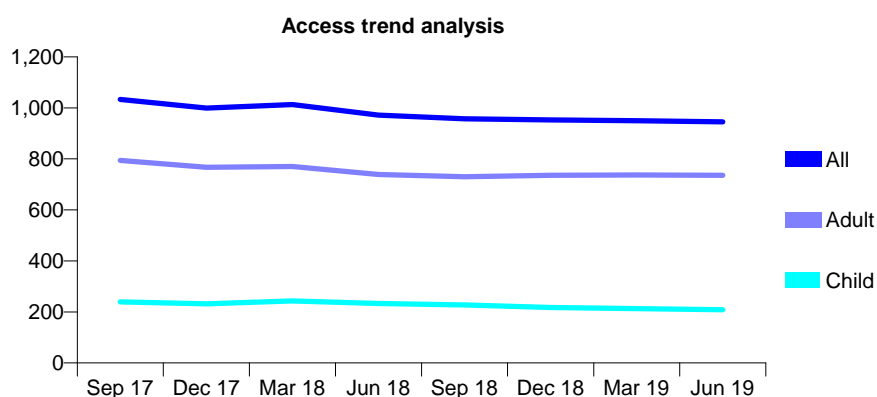
Q62 - Vital Signs At a Glance Contract Report for 768286/0001 - June 2019

Name or company name	Nidal Barakji & Nader Davani
Contract type name	GDS Contract
Purpose of contract	General
Contract start date	01/04/2006
Contract end date	

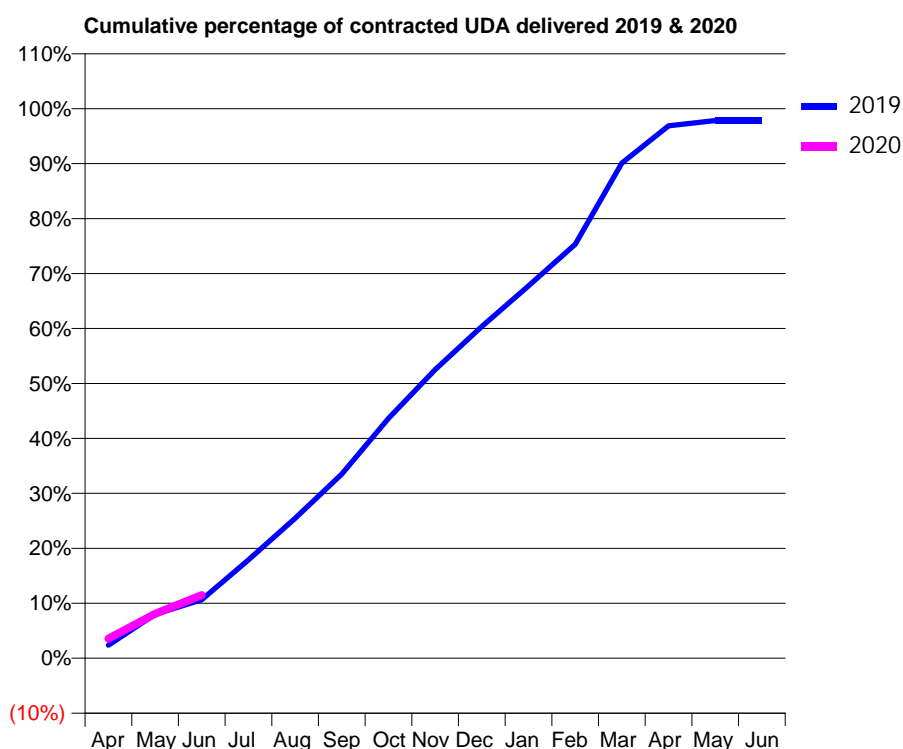
19/20 Contracted general activity (UDA)	4,598
Carry forward general activity (UDA)	0
19/20 Contracted orthodontic activity (UOA)	0
Carry forward orthodontic activity (UOA)	0
Baseline contract value	£153,306.86

ACCESS*

Patients seen in 24 months	Total	Change since previous quarter
Quarter ending June 2018	972	
Quarter ending September 2018	957	↓
Quarter ending December 2018	953	→
Quarter ending March 2019	950	→
Quarter ending June 2019	945	→
Variance since June 2018	(2.8%)	↓



ACTIVITY



Month	2019	2020
April	109	165
May	368	373
June	490	528
July	823	
August	1,171	
September	1,540	
October	2,007	
November	2,415	
December	2,775	
January	3,116	
February	3,464	
March	4,142	
April	4,455	
May	4,498	
June	4,498	

QUALITY

	Quantity	Base Number	Contract	AT	Region	England
% of FP17s for the same patient ID Re-attending within 3 months - Children	5	66	7.6%	10.0%	11.9%	11.4%
% of FP17s for the same patient ID Re-attending within 3 months - Adults	52	206	25.2%	16.3%	17.2%	15.4%
% of FP17s for the same patient ID Re-attending between 3 & 9 months - Children	30	66	45.5%	50.0%	49.8%	59.8%
% of FP17s for the same patient ID Re-attending between 3 & 9 months - Adults	79	206	38.3%	38.6%	39.5%	52.1%
% of FP17s for Band 1 Urgent Courses	56	196	28.6%	11.8%	11.2%	9.2%
% of FP17s Relating to Free Repair or Replacements	0	196	0.0%	0.5%	0.5%	0.7%
% of FP17s Relating to Continuations	1	196	0.5%	0.5%	0.7%	0.8%
% of Patients satisfied with the dentistry they have received	1	1	N/A	89.8%	90.6%	93.4%
% of Patients satisfied with the time they had to wait for an appointment	1	1	N/A	84.2%	83.8%	87.6%

* This is based on patients treated on this contract for their most recent course of treatment. Figures in italics indicate the base number of FP17s or Patient Questionnaire responses are less than 100. N/A is shown where the base number of responses is less than 10 during the period. % is calculated as Quantity/Base number*100

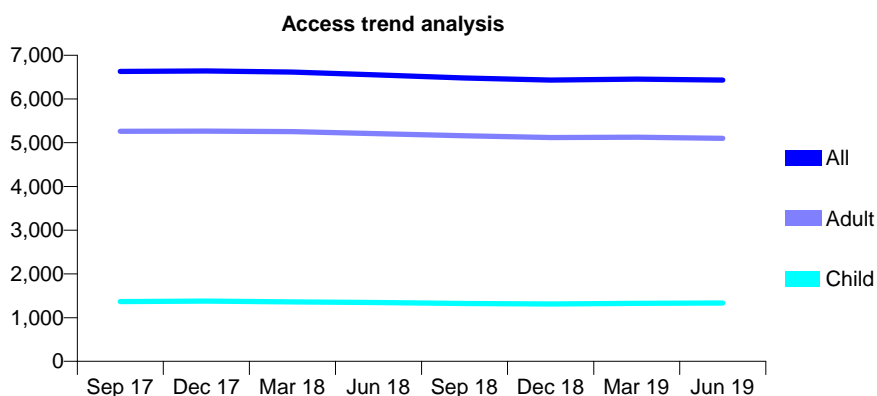
Q62 - Vital Signs At a Glance Contract Report for 768359/0001 - June 2019

Name or company name	MR KC SHAH
Contract type name	GDS Contract
Purpose of contract	General
Contract start date	01/04/2006
Contract end date	

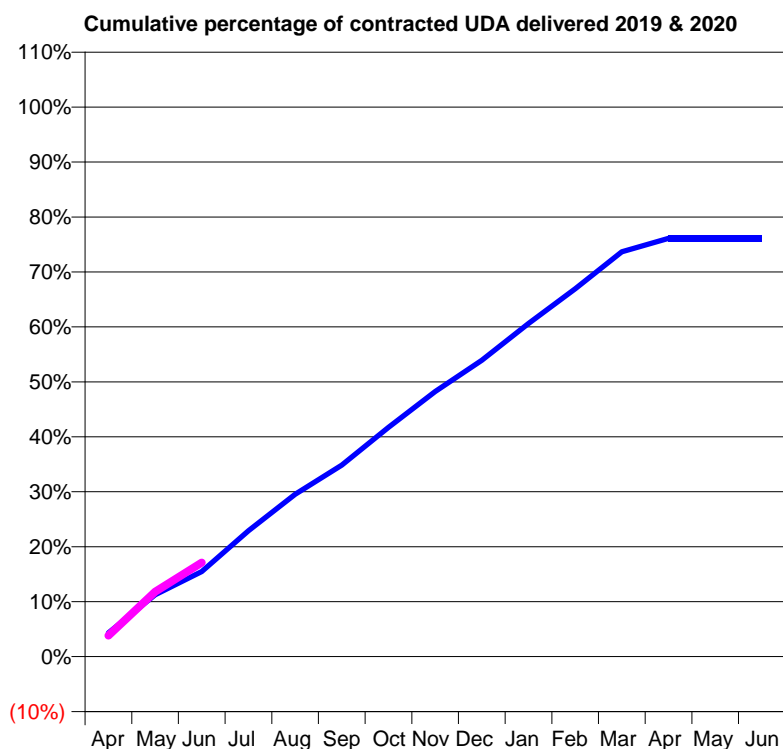
19/20 Contracted general activity (UDA)	18,683
Carry forward general activity (UDA)	0
19/20 Contracted orthodontic activity (UOA)	0
Carry forward orthodontic activity (UOA)	0
Baseline contract value	£568,632.00

ACCESS*

Patients seen in 24 months	Total	Change since previous quarter
Quarter ending June 2018	6,549	
Quarter ending September 2018	6,481	↓
Quarter ending December 2018	6,432	→
Quarter ending March 2019	6,455	→
Quarter ending June 2019	6,433	→
Variance since June 2018	(1.8%)	↓



ACTIVITY



Month	Adjusted Scheduled Activity (UDA)	
	2019	2020
April	956	719
May	2,485	2,207
June	3,417	3,201
July	5,058	
August	6,529	
September	7,698	
October	9,219	
November	10,661	
December	11,916	
January	13,400	
February	14,791	
March	16,280	
April	16,819	
May	16,820	
June	16,820	

QUALITY

	Quantity	Base Number	Contract	AT	Region	England
% of FP17s for the same patient ID Re-attending within 3 months - Children	35	426	8.2%	10.0%	11.9%	11.4%
% of FP17s for the same patient ID Re-attending within 3 months - Adults	170	1,314	12.9%	16.3%	17.2%	15.4%
% of FP17s for the same patient ID Re-attending between 3 & 9 months - Children	212	426	49.8%	50.0%	49.8%	59.8%
% of FP17s for the same patient ID Re-attending between 3 & 9 months - Adults	580	1,314	44.1%	38.6%	39.5%	52.1%
% of FP17s for Band 1 Urgent Courses	134	1,491	9.0%	11.8%	11.2%	9.2%
% of FP17s Relating to Free Repair or Replacements	11	1,491	0.7%	0.5%	0.5%	0.7%
% of FP17s Relating to Continuations	10	1,491	0.7%	0.5%	0.7%	0.8%
% of Patients satisfied with the dentistry they have received	1	1	N/A	89.8%	90.6%	93.4%
% of Patients satisfied with the time they had to wait for an appointment	1	1	N/A	84.2%	83.8%	87.6%

* This is based on patients treated on this contract for their most recent course of treatment. Figures in italics indicate the base number of FP17s or Patient Questionnaire responses are less than 100. N/A is shown where the base number of responses is less than 10 during the period. % is calculated as Quantity/Base number*100

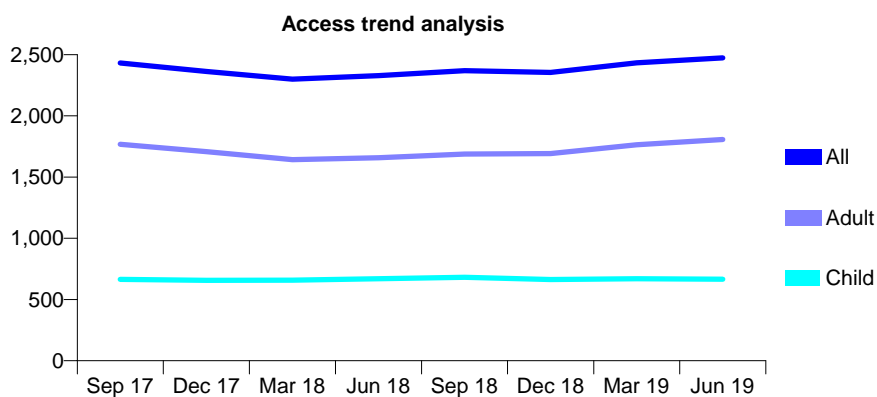
Q62 - Vital Signs At a Glance Contract Report for 769576/0001 - June 2019

Name or company name	MR E GANJEH KHOSRAVI
Contract type name	GDS Contract
Purpose of contract	General
Contract start date	01/04/2006
Contract end date	

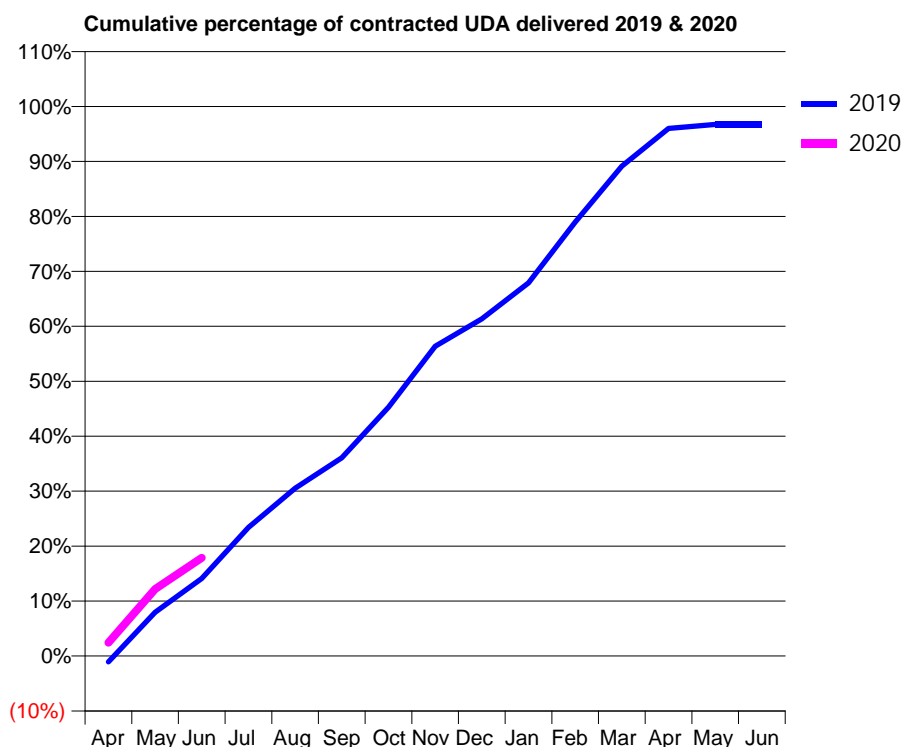
19/20 Contracted general activity (UDA)	9,073
Carry forward general activity (UDA)	0
19/20 Contracted orthodontic activity (UOA)	0
Carry forward orthodontic activity (UOA)	0
Baseline contract value	£285,193.57

ACCESS*

Patients seen in 24 months	Total	Change since previous quarter
Quarter ending June 2018	2,328	
Quarter ending September 2018	2,369	→
Quarter ending December 2018	2,355	→
Quarter ending March 2019	2,433	↑
Quarter ending June 2019	2,474	→
Variance since June 2018	6.3%	↑



ACTIVITY



Month	Adjusted Scheduled Activity (UDA)	
	2019	2020
April	-98	221
May	724	1,106
June	1,280	1,622
July	2,123	
August	2,771	
September	3,272	
October	4,108	
November	5,114	
December	5,566	
January	6,160	
February	7,163	
March	8,087	
April	8,712	
May	8,777	
June	8,777	

QUALITY

	Quantity	Base Number	Contract	AT	Region	England
% of FP17s for the same patient ID Re-attending within 3 months - Children	17	212	8.0%	10.0%	11.9%	11.4%
% of FP17s for the same patient ID Re-attending within 3 months - Adults	134	579	23.1%	16.3%	17.2%	15.4%
% of FP17s for the same patient ID Re-attending between 3 & 9 months - Children	128	212	60.4%	50.0%	49.8%	59.8%
% of FP17s for the same patient ID Re-attending between 3 & 9 months - Adults	180	579	31.1%	38.6%	39.5%	52.1%
% of FP17s for Band 1 Urgent Courses	131	621	21.1%	11.8%	11.2%	9.2%
% of FP17s Relating to Free Repair or Replacements	0	621	0.0%	0.5%	0.5%	0.7%
% of FP17s Relating to Continuations	0	621	0.0%	0.5%	0.7%	0.8%
% of Patients satisfied with the dentistry they have received	1	2	N/A	89.8%	90.6%	93.4%
% of Patients satisfied with the time they had to wait for an appointment	1	2	N/A	84.2%	83.8%	87.6%

* This is based on patients treated on this contract for their most recent course of treatment. Figures in italics indicate the base number of FP17s or Patient Questionnaire responses are less than 100. N/A is shown where the base number of responses is less than 10 during the period. % is calculated as Quantity/Base number*100

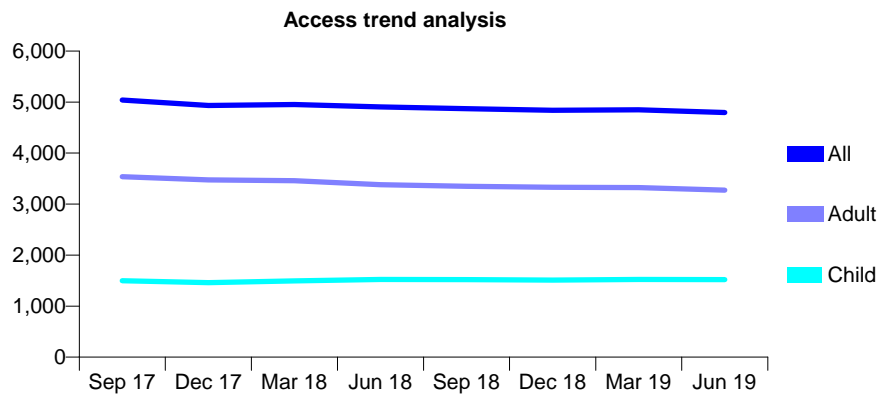
Q62 - Vital Signs At a Glance Contract Report for 770124/0002 - June 2019

Name or company name	MR DS NAR
Contract type name	GDS Contract
Purpose of contract	General
Contract start date	01/04/2015
Contract end date	

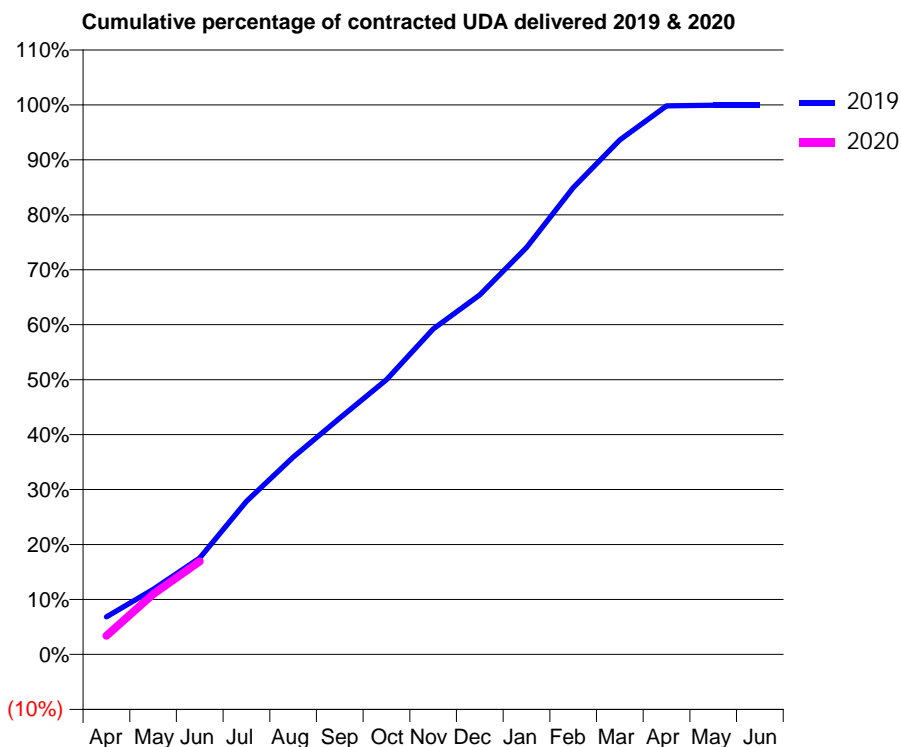
19/20 Contracted general activity (UDA)	16,141
Carry forward general activity (UDA)	0
19/20 Contracted orthodontic activity (UOA)	0
Carry forward orthodontic activity (UOA)	0
Baseline contract value	£566,463.85

ACCESS*

Patients seen in 24 months	Total	Change since previous quarter
Quarter ending June 2018	4,905	
Quarter ending September 2018	4,871	→
Quarter ending December 2018	4,840	→
Quarter ending March 2019	4,849	→
Quarter ending June 2019	4,795	↓
Variance since June 2018	(2.2%)	↓



ACTIVITY



Month	2019	2020
April	1,104	551
May	1,914	1,768
June	2,833	2,733
July	4,499	
August	5,797	
September	6,939	
October	8,073	
November	9,560	
December	10,562	
January	11,952	
February	13,708	
March	15,108	
April	16,111	
May	16,130	
June	16,130	

QUALITY

	Quantity	Base Number	Contract	AT	Region	England
% of FP17s for the same patient ID Re-attending within 3 months - Children	50	543	9.2%	10.0%	11.9%	11.4%
% of FP17s for the same patient ID Re-attending within 3 months - Adults	165	916	18.0%	16.3%	17.2%	15.4%
% of FP17s for the same patient ID Re-attending between 3 & 9 months - Children	327	543	60.2%	50.0%	49.8%	59.8%
% of FP17s for the same patient ID Re-attending between 3 & 9 months - Adults	380	916	41.5%	38.6%	39.5%	52.1%
% of FP17s for Band 1 Urgent Courses	140	1,135	12.3%	11.8%	11.2%	9.2%
% of FP17s Relating to Free Repair or Replacements	4	1,135	0.4%	0.5%	0.5%	0.7%
% of FP17s Relating to Continuations	6	1,135	0.5%	0.5%	0.7%	0.8%
% of Patients satisfied with the dentistry they have received	0	0	N/A	89.8%	90.6%	93.4%
% of Patients satisfied with the time they had to wait for an appointment	0	0	N/A	84.2%	83.8%	87.6%

* This is based on patients treated on this contract for their most recent course of treatment. Figures in italics indicate the base number of FP17s or Patient Questionnaire responses are less than 100. N/A is shown where the base number of responses is less than 10 during the period. % is calculated as Quantity/Base number*100

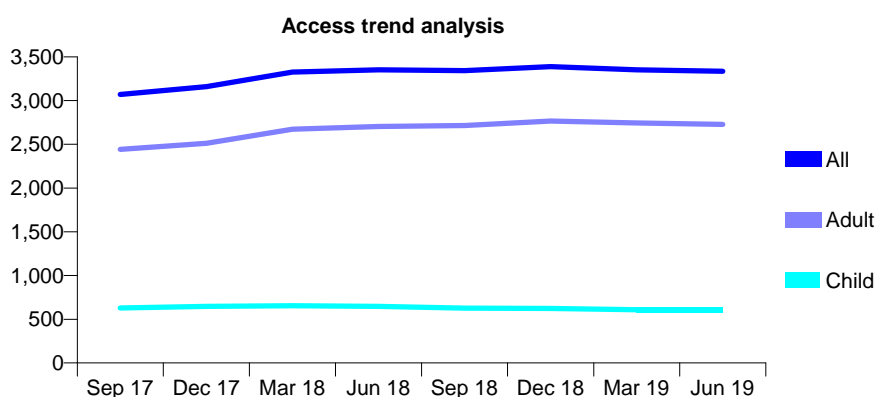
Q62 - Vital Signs At a Glance Contract Report for 771996/0001 - June 2019

Name or company name	MR H RAZBAN
Contract type name	GDS Contract
Purpose of contract	General
Contract start date	01/04/2006
Contract end date	

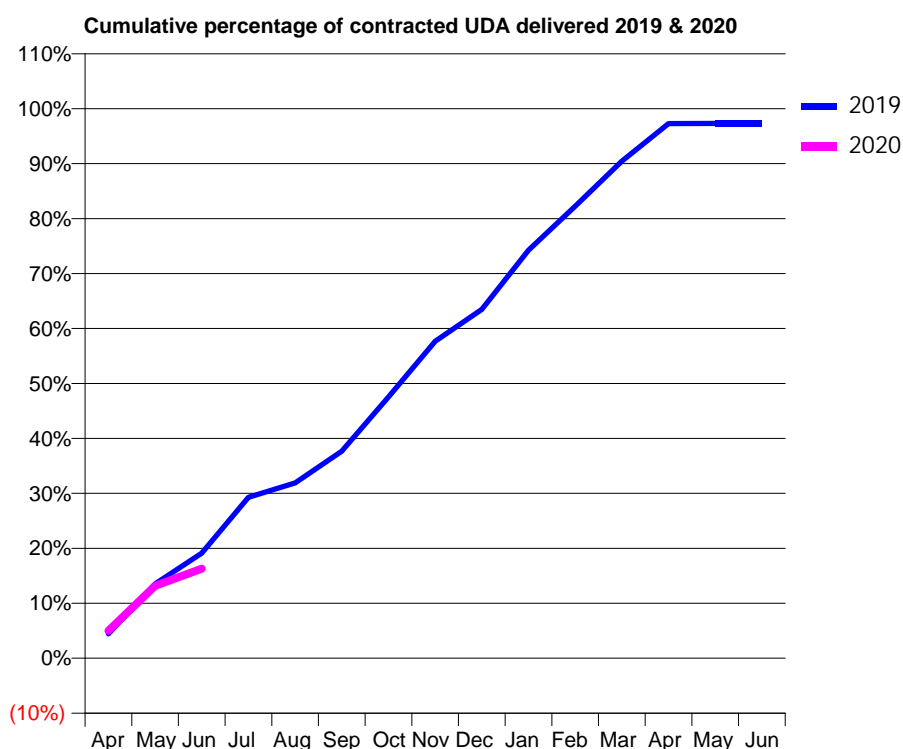
19/20 Contracted general activity (UDA)	10,339
Carry forward general activity (UDA)	0
19/20 Contracted orthodontic activity (UOA)	0
Carry forward orthodontic activity (UOA)	0
Baseline contract value	£318,388.19

ACCESS*

Patients seen in 24 months	Total	Change since previous quarter
Quarter ending June 2018	3,351	
Quarter ending September 2018	3,342	→
Quarter ending December 2018	3,388	→
Quarter ending March 2019	3,351	↓
Quarter ending June 2019	3,334	→
Variance since June 2018	(0.5%)	→



ACTIVITY



Adjusted Scheduled Activity (UDA)		
Month	2019	2020
April	460	519
May	1,399	1,364
June	1,976	1,686
July	3,027	
August	3,299	
September	3,895	
October	4,916	
November	5,964	
December	6,561	
January	7,676	
February	8,505	
March	9,349	
April	10,058	
May	10,061	
June	10,061	

QUALITY

	Quantity	Base Number	Contract	AT	Region	England
% of FP17s for the same patient ID Re-attending within 3 months - Children	7	134	5.2%	10.0%	11.9%	11.4%
% of FP17s for the same patient ID Re-attending within 3 months - Adults	18	567	3.2%	16.3%	17.2%	15.4%
% of FP17s for the same patient ID Re-attending between 3 & 9 months - Children	40	134	29.9%	50.0%	49.8%	59.8%
% of FP17s for the same patient ID Re-attending between 3 & 9 months - Adults	180	567	31.7%	38.6%	39.5%	52.1%
% of FP17s for Band 1 Urgent Courses	34	508	6.7%	11.8%	11.2%	9.2%
% of FP17s Relating to Free Repair or Replacements	0	508	0.0%	0.5%	0.5%	0.7%
% of FP17s Relating to Continuations	3	508	0.6%	0.5%	0.7%	0.8%
% of Patients satisfied with the dentistry they have received	0	0	N/A	89.8%	90.6%	93.4%
% of Patients satisfied with the time they had to wait for an appointment	0	0	N/A	84.2%	83.8%	87.6%

* This is based on patients treated on this contract for their most recent course of treatment.

Figures in italics indicate the base number of FP17s or Patient Questionnaire responses are less than 100. N/A is shown where the base number of responses is less than 10 during the period. % is calculated as Quantity/Base number*100

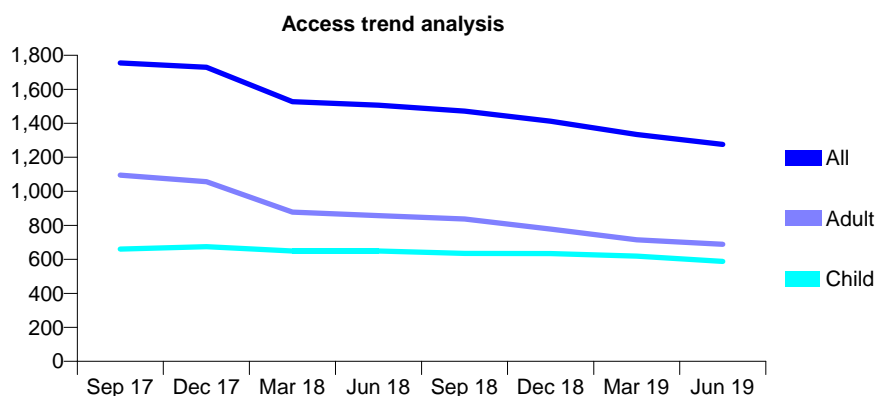
Q62 - Vital Signs At a Glance Contract Report for 774669/0001 - June 2019

Name or company name	The Dental Care Centre
Contract type name	GDS Contract
Purpose of contract	General
Contract start date	01/04/2006
Contract end date	

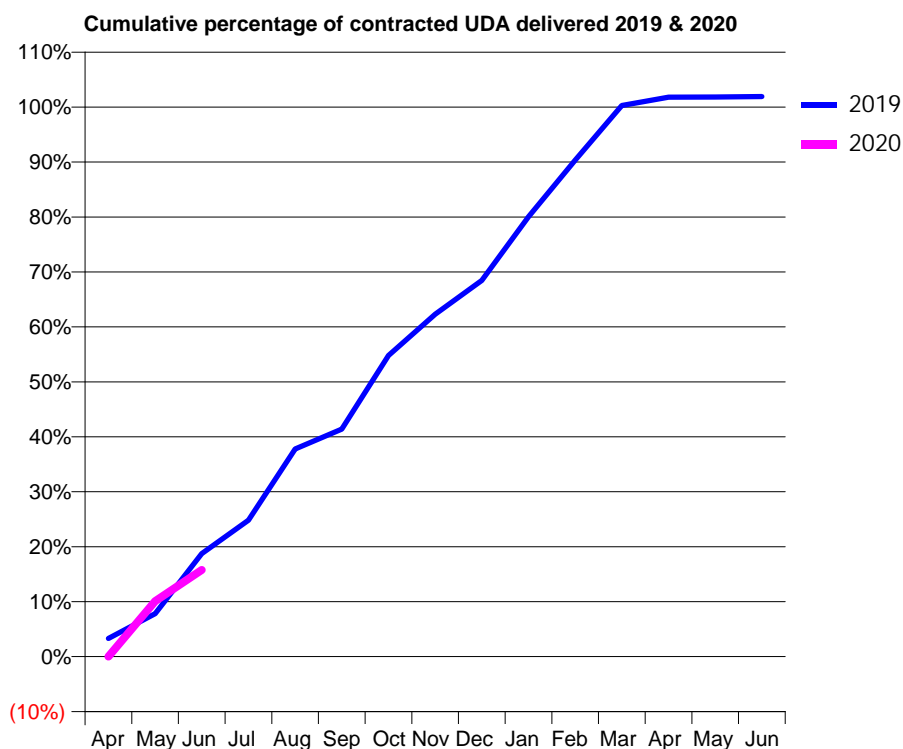
19/20 Contracted general activity (UDA)	3,197
Carry forward general activity (UDA)	0
19/20 Contracted orthodontic activity (UOA)	0
Carry forward orthodontic activity (UOA)	0
Baseline contract value	£107,754.11

ACCESS*

Patients seen in 24 months	Total	Change since previous quarter
Quarter ending June 2018	1,506	
Quarter ending September 2018	1,472	↓
Quarter ending December 2018	1,412	↓
Quarter ending March 2019	1,334	↓
Quarter ending June 2019	1,276	↓
Variance since June 2018	(15.3%)	↓



ACTIVITY



Month	Adjusted Scheduled Activity (UDA)	
	2019	2020
April	106	0
May	250	323
June	599	504
July	794	
August	1,209	
September	1,324	
October	1,752	
November	1,992	
December	2,188	
January	2,559	
February	2,888	
March	3,206	
April	3,254	
May	3,255	
June	3,258	

QUALITY

	Quantity	Base Number	Contract	AT	Region	England
% of FP17s for the same patient ID Re-attending within 3 months - Children	10	129	7.8%	10.0%	11.9%	11.4%
% of FP17s for the same patient ID Re-attending within 3 months - Adults	22	126	17.5%	16.3%	17.2%	15.4%
% of FP17s for the same patient ID Re-attending between 3 & 9 months - Children	59	129	45.7%	50.0%	49.8%	59.8%
% of FP17s for the same patient ID Re-attending between 3 & 9 months - Adults	41	126	32.5%	38.6%	39.5%	52.1%
% of FP17s for Band 1 Urgent Courses	21	236	8.9%	11.8%	11.2%	9.2%
% of FP17s Relating to Free Repair or Replacements	0	236	0.0%	0.5%	0.5%	0.7%
% of FP17s Relating to Continuations	0	236	0.0%	0.5%	0.7%	0.8%
% of Patients satisfied with the dentistry they have received	0	0	N/A	89.8%	90.6%	93.4%
% of Patients satisfied with the time they had to wait for an appointment	0	0	N/A	84.2%	83.8%	87.6%

* This is based on patients treated on this contract for their most recent course of treatment. Figures in italics indicate the base number of FP17s or Patient Questionnaire responses are less than 100. N/A is shown where the base number of responses is less than 10 during the period. % is calculated as Quantity/Base number*100

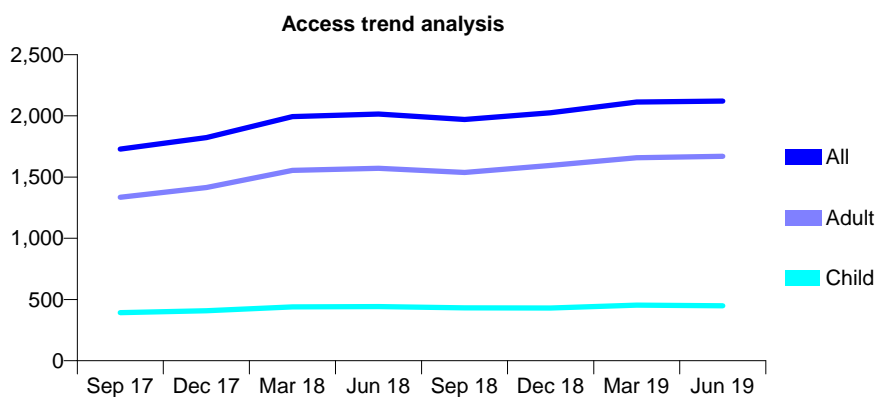
Q62 - Vital Signs At a Glance Contract Report for 775215/0011 - June 2019

Name or company name	MR C PATEL
Contract type name	GDS Contract
Purpose of contract	General
Contract start date	01/01/2016
Contract end date	

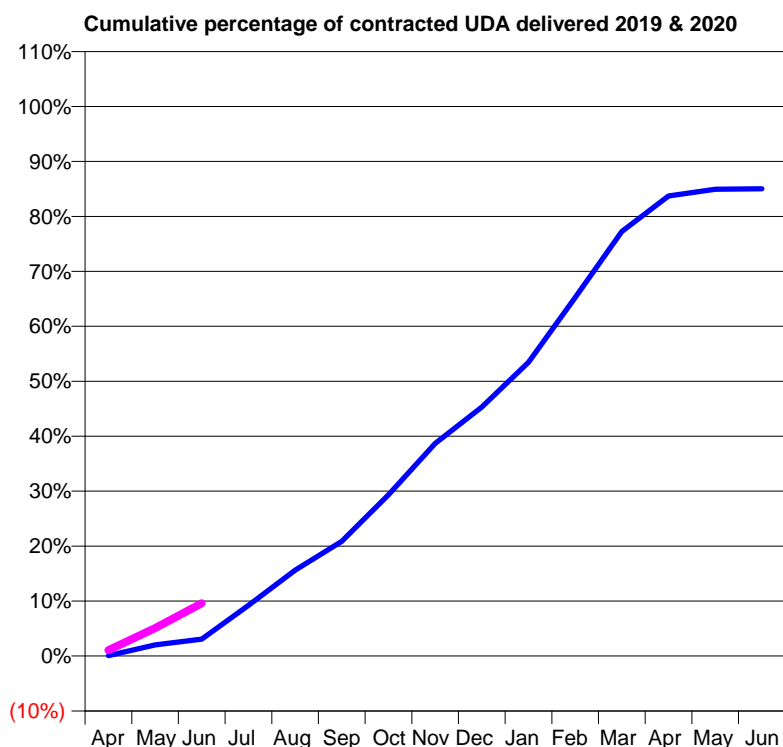
19/20 Contracted general activity (UDA)	7,200
Carry forward general activity (UDA)	0
19/20 Contracted orthodontic activity (UOA)	0
Carry forward orthodontic activity (UOA)	0
Baseline contract value	£224,276.46

ACCESS*

Patients seen in 24 months	Total	Change since previous quarter
Quarter ending June 2018	2,015	
Quarter ending September 2018	1,970	↓
Quarter ending December 2018	2,026	↑
Quarter ending March 2019	2,113	↑
Quarter ending June 2019	2,120	→
Variance since June 2018	5.2%	↑



ACTIVITY



Month	Adjusted Scheduled Activity (UDA)	
	2019	2020
April	5	77
May	146	365
June	221	692
July	665	
August	1,124	
September	1,504	
October	2,113	
November	2,785	
December	3,261	
January	3,848	
February	4,698	
March	5,563	
April	6,028	
May	6,116	
June	6,122	

QUALITY

	Quantity	Base Number	Contract	AT	Region	England
% of FP17s for the same patient ID Re-attending within 3 months - Children	5	93	5.4%	10.0%	11.9%	11.4%
% of FP17s for the same patient ID Re-attending within 3 months - Adults	52	353	14.7%	16.3%	17.2%	15.4%
% of FP17s for the same patient ID Re-attending between 3 & 9 months - Children	46	93	49.5%	50.0%	49.8%	59.8%
% of FP17s for the same patient ID Re-attending between 3 & 9 months - Adults	116	353	32.9%	38.6%	39.5%	52.1%
% of FP17s for Band 1 Urgent Courses	59	299	19.7%	11.8%	11.2%	9.2%
% of FP17s Relating to Free Repair or Replacements	0	299	0.0%	0.5%	0.5%	0.7%
% of FP17s Relating to Continuations	2	299	0.7%	0.5%	0.7%	0.8%
% of Patients satisfied with the dentistry they have received	1	1	N/A	89.8%	90.6%	93.4%
% of Patients satisfied with the time they had to wait for an appointment	1	1	N/A	84.2%	83.8%	87.6%

* This is based on patients treated on this contract for their most recent course of treatment. Figures in italics indicate the base number of FP17s or Patient Questionnaire responses are less than 100. N/A is shown where the base number of responses is less than 10 during the period. % is calculated as Quantity/Base number*100

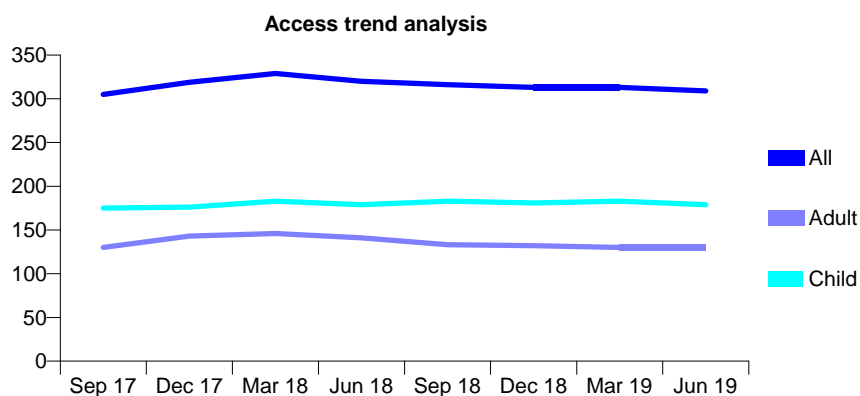
Q62 - Vital Signs At a Glance Contract Report for 784907/0001 - June 2019

Name or company name	MISS GA KSHIRSAGAR
Contract type name	GDS Contract
Purpose of contract	General
Contract start date	01/11/2014
Contract end date	

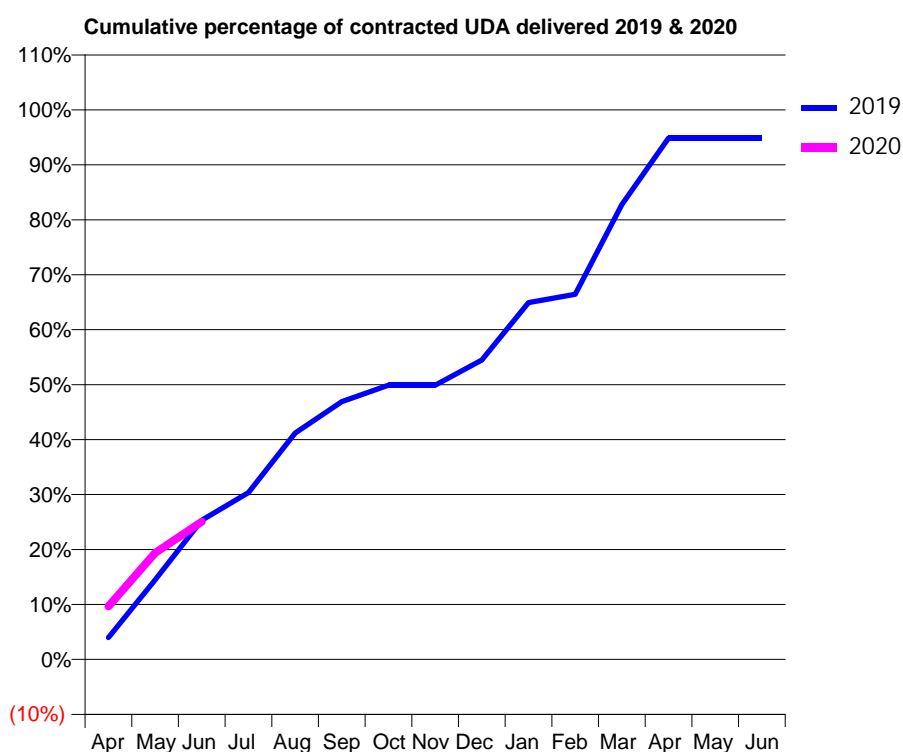
19/20 Contracted general activity (UDA)	600
Carry forward general activity (UDA)	0
19/20 Contracted orthodontic activity (UOA)	0
Carry forward orthodontic activity (UOA)	0
Baseline contract value	£14,342.97

ACCESS*

Patients seen in 24 months	Total	Change since previous quarter
Quarter ending June 2018	320	
Quarter ending September 2018	316	↓
Quarter ending December 2018	313	→
Quarter ending March 2019	313	→
Quarter ending June 2019	309	↓
Variance since June 2018	(3.4%)	↓



ACTIVITY



Adjusted Scheduled Activity (UDA)		
Month	2019	2020
April	24	58
May	87	116
June	152	150
July	182	
August	247	
September	281	
October	299	
November	299	
December	327	
January	390	
February	399	
March	496	
April	569	
May	569	
June	569	

QUALITY

	Quantity	Base Number	Contract	AT	Region	England
% of FP17s for the same patient ID Re-attending within 3 months - Children	5	50	10.0%	10.0%	11.9%	11.4%
% of FP17s for the same patient ID Re-attending within 3 months - Adults	3	35	8.6%	16.3%	17.2%	15.4%
% of FP17s for the same patient ID Re-attending between 3 & 9 months - Children	20	50	40.0%	50.0%	49.8%	59.8%
% of FP17s for the same patient ID Re-attending between 3 & 9 months - Adults	2	35	5.7%	38.6%	39.5%	52.1%
% of FP17s for Band 1 Urgent Courses	7	60	11.7%	11.8%	11.2%	9.2%
% of FP17s Relating to Free Repair or Replacements	1	60	1.7%	0.5%	0.5%	0.7%
% of FP17s Relating to Continuations	0	60	0.0%	0.5%	0.7%	0.8%
% of Patients satisfied with the dentistry they have received	0	0	N/A	89.8%	90.6%	93.4%
% of Patients satisfied with the time they had to wait for an appointment	0	0	N/A	84.2%	83.8%	87.6%

* This is based on patients treated on this contract for their most recent course of treatment. Figures in italics indicate the base number of FP17s or Patient Questionnaire responses are less than 100. N/A is shown where the base number of responses is less than 10 during the period. % is calculated as Quantity/Base number*100

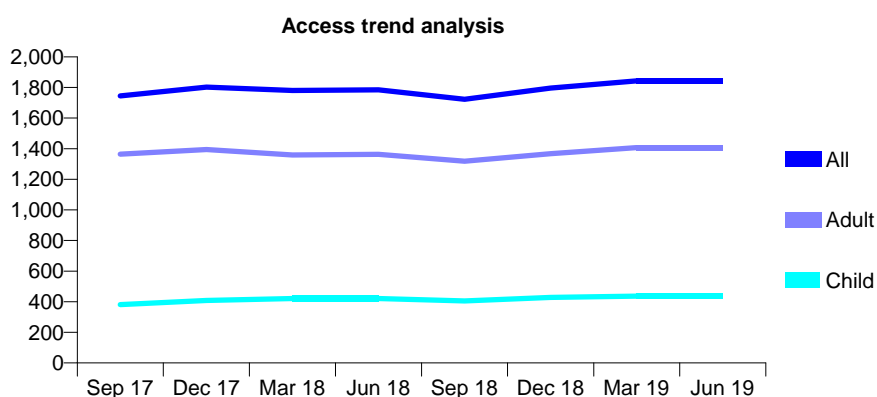
Q62 - Vital Signs At a Glance Contract Report for 785768/0001 - June 2019

Name or company name	MR V HRKALOVIC
Contract type name	GDS Contract
Purpose of contract	General
Contract start date	01/04/2006
Contract end date	

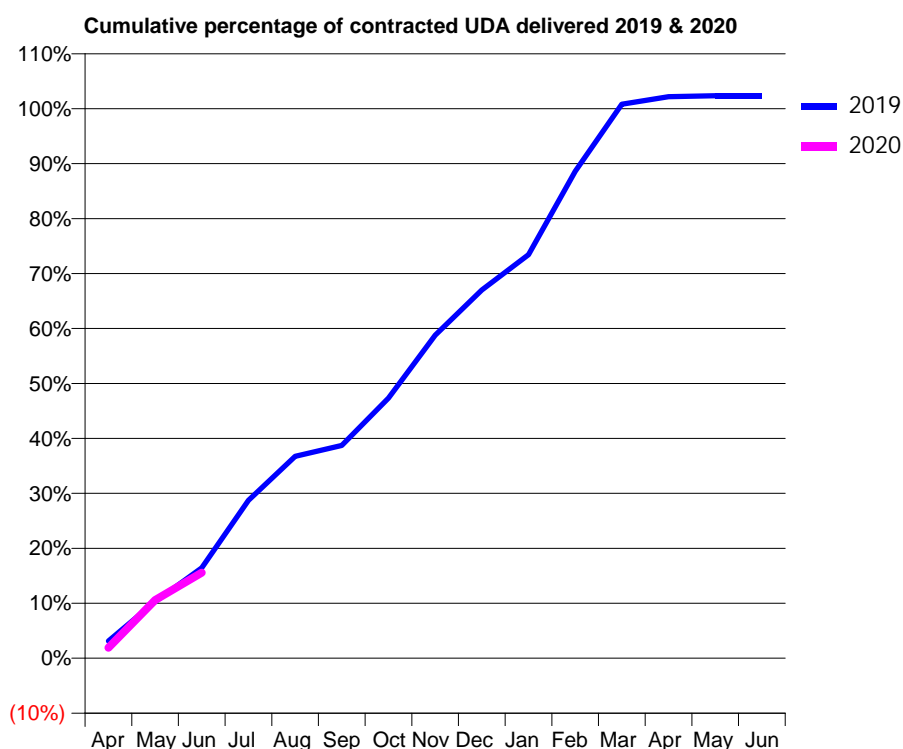
19/20 Contracted general activity (UDA)	6,127
Carry forward general activity (UDA)	0
19/20 Contracted orthodontic activity (UOA)	0
Carry forward orthodontic activity (UOA)	0
Baseline contract value	£154,438.39

ACCESS*

Patients seen in 24 months	Total	Change since previous quarter
Quarter ending June 2018	1,784	
Quarter ending September 2018	1,723	↓
Quarter ending December 2018	1,796	↑
Quarter ending March 2019	1,843	↑
Quarter ending June 2019	1,844	→
Variance since June 2018	3.4%	↑



ACTIVITY



Adjusted Scheduled Activity (UDA)		
Month	2019	2020
April	192	116
May	632	649
June	1,007	954
July	1,762	
August	2,250	
September	2,372	
October	2,900	
November	3,602	
December	4,104	
January	4,499	
February	5,429	
March	6,177	
April	6,261	
May	6,270	
June	6,270	

QUALITY

	Quantity	Base Number	Contract	AT	Region	England
% of FP17s for the same patient ID Re-attending within 3 months - Children	5	74	6.8%	10.0%	11.9%	11.4%
% of FP17s for the same patient ID Re-attending within 3 months - Adults	7	199	3.5%	16.3%	17.2%	15.4%
% of FP17s for the same patient ID Re-attending between 3 & 9 months - Children	30	74	40.5%	50.0%	49.8%	59.8%
% of FP17s for the same patient ID Re-attending between 3 & 9 months - Adults	73	199	36.7%	38.6%	39.5%	52.1%
% of FP17s for Band 1 Urgent Courses	4	228	1.8%	11.8%	11.2%	9.2%
% of FP17s Relating to Free Repair or Replacements	0	228	0.0%	0.5%	0.5%	0.7%
% of FP17s Relating to Continuations	0	228	0.0%	0.5%	0.7%	0.8%
% of Patients satisfied with the dentistry they have received	0	0	N/A	89.8%	90.6%	93.4%
% of Patients satisfied with the time they had to wait for an appointment	0	0	N/A	84.2%	83.8%	87.6%

* This is based on patients treated on this contract for their most recent course of treatment. Figures in italics indicate the base number of FP17s or Patient Questionnaire responses are less than 100. N/A is shown where the base number of responses is less than 10 during the period. % is calculated as Quantity/Base number*100

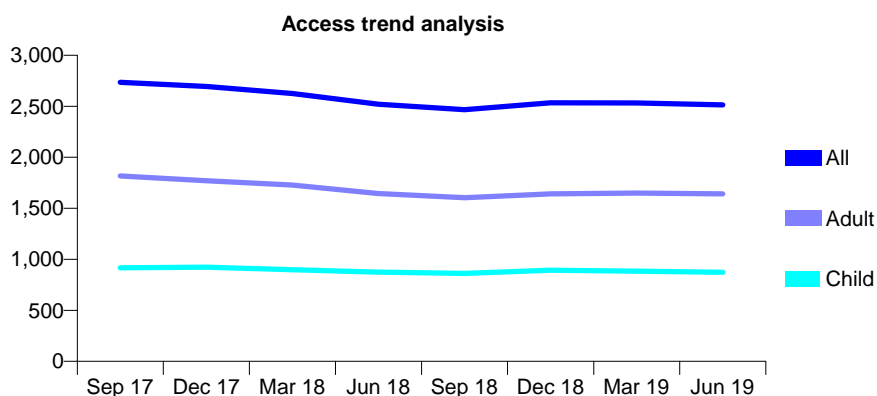
Q62 - Vital Signs At a Glance Contract Report for 785806/0002 - June 2019

Name or company name	MR M BHARDWAJ
Contract type name	GDS Contract
Purpose of contract	General
Contract start date	01/04/2014
Contract end date	

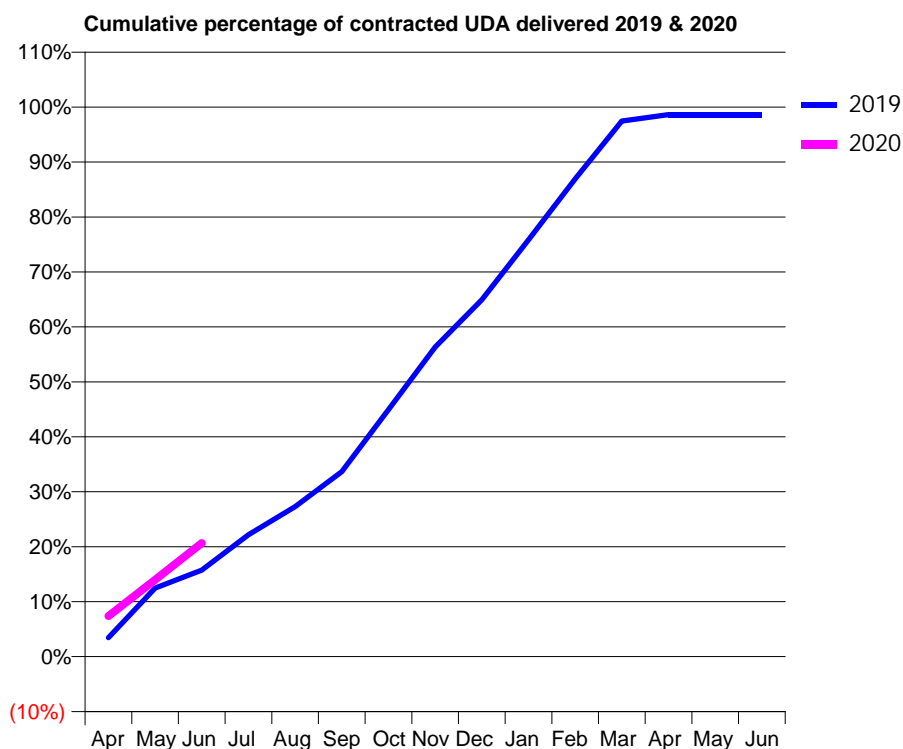
19/20 Contracted general activity (UDA)	6,181
Carry forward general activity (UDA)	0
19/20 Contracted orthodontic activity (UOA)	0
Carry forward orthodontic activity (UOA)	0
Baseline contract value	£181,043.99

ACCESS*

Patients seen in 24 months	Total	Change since previous quarter
Quarter ending June 2018	2,520	
Quarter ending September 2018	2,467	↓
Quarter ending December 2018	2,534	↑
Quarter ending March 2019	2,533	→
Quarter ending June 2019	2,513	→
Variance since June 2018	(0.3%)	→



ACTIVITY



Month	Adjusted Scheduled Activity (UDA)	
	2019	2020
April	214	457
May	772	865
June	973	1,278
July	1,371	
August	1,688	
September	2,080	
October	2,778	
November	3,482	
December	4,013	
January	4,688	
February	5,373	
March	6,025	
April	6,094	
May	6,094	
June	6,094	

QUALITY

	Quantity	Base Number	Contract	AT	Region	England
% of FP17s for the same patient ID Re-attending within 3 months - Children	25	296	8.4%	10.0%	11.9%	11.4%
% of FP17s for the same patient ID Re-attending within 3 months - Adults	57	390	14.6%	16.3%	17.2%	15.4%
% of FP17s for the same patient ID Re-attending between 3 & 9 months - Children	154	296	52.0%	50.0%	49.8%	59.8%
% of FP17s for the same patient ID Re-attending between 3 & 9 months - Adults	151	390	38.7%	38.6%	39.5%	52.1%
% of FP17s for Band 1 Urgent Courses	48	643	7.5%	11.8%	11.2%	9.2%
% of FP17s Relating to Free Repair or Replacements	5	643	0.8%	0.5%	0.5%	0.7%
% of FP17s Relating to Continuations	5	643	0.8%	0.5%	0.7%	0.8%
% of Patients satisfied with the dentistry they have received	0	0	N/A	89.8%	90.6%	93.4%
% of Patients satisfied with the time they had to wait for an appointment	0	0	N/A	84.2%	83.8%	87.6%

* This is based on patients treated on this contract for their most recent course of treatment. Figures in italics indicate the base number of FP17s or Patient Questionnaire responses are less than 100. N/A is shown where the base number of responses is less than 10 during the period. % is calculated as Quantity/Base number*100

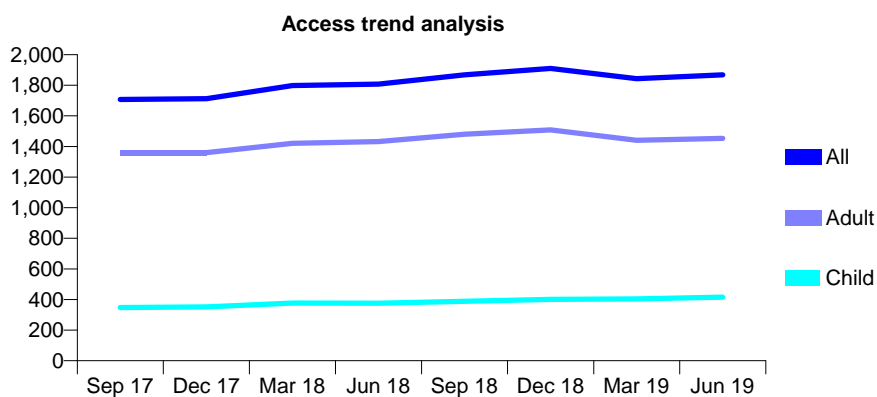
Q62 - Vital Signs At a Glance Contract Report for 786683/0001 - June 2019

Name or company name	MR MR FARIDRAD
Contract type name	GDS Contract
Purpose of contract	General
Contract start date	01/09/2008
Contract end date	

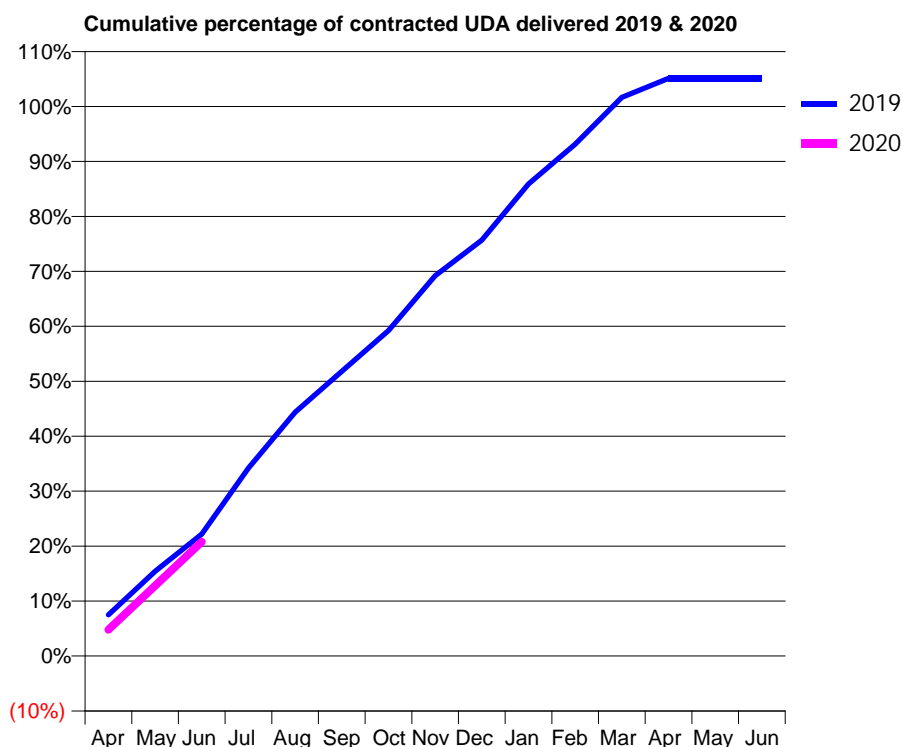
19/20 Contracted general activity (UDA)	5,270
Carry forward general activity (UDA)	0
19/20 Contracted orthodontic activity (UOA)	0
Carry forward orthodontic activity (UOA)	0
Baseline contract value	£171,926.99

ACCESS*

Patients seen in 24 months	Total	Change since previous quarter
Quarter ending June 2018	1,808	
Quarter ending September 2018	1,868	↑
Quarter ending December 2018	1,910	↑
Quarter ending March 2019	1,844	↓
Quarter ending June 2019	1,868	→
Variance since June 2018	3.3%	↑



ACTIVITY



Month	Adjusted Scheduled Activity (UDA)	
	2019	2020
April	396	252
May	813	675
June	1,170	1,095
July	1,803	
August	2,338	
September	2,729	
October	3,122	
November	3,647	
December	3,988	
January	4,526	
February	4,909	
March	5,356	
April	5,539	
May	5,539	
June	5,539	

QUALITY

	Quantity	Base Number	Contract	AT	Region	England
% of FP17s for the same patient ID Re-attending within 3 months - Children	9	120	7.5%	10.0%	11.9%	11.4%
% of FP17s for the same patient ID Re-attending within 3 months - Adults	69	387	17.8%	16.3%	17.2%	15.4%
% of FP17s for the same patient ID Re-attending between 3 & 9 months - Children	64	120	53.3%	50.0%	49.8%	59.8%
% of FP17s for the same patient ID Re-attending between 3 & 9 months - Adults	168	387	43.4%	38.6%	39.5%	52.1%
% of FP17s for Band 1 Urgent Courses	42	462	9.1%	11.8%	11.2%	9.2%
% of FP17s Relating to Free Repair or Replacements	12	462	2.6%	0.5%	0.5%	0.7%
% of FP17s Relating to Continuations	1	462	0.2%	0.5%	0.7%	0.8%
% of Patients satisfied with the dentistry they have received	0	0	N/A	89.8%	90.6%	93.4%
% of Patients satisfied with the time they had to wait for an appointment	0	0	N/A	84.2%	83.8%	87.6%

* This is based on patients treated on this contract for their most recent course of treatment. Figures in italics indicate the base number of FP17s or Patient Questionnaire responses are less than 100. N/A is shown where the base number of responses is less than 10 during the period. % is calculated as Quantity/Base number*100

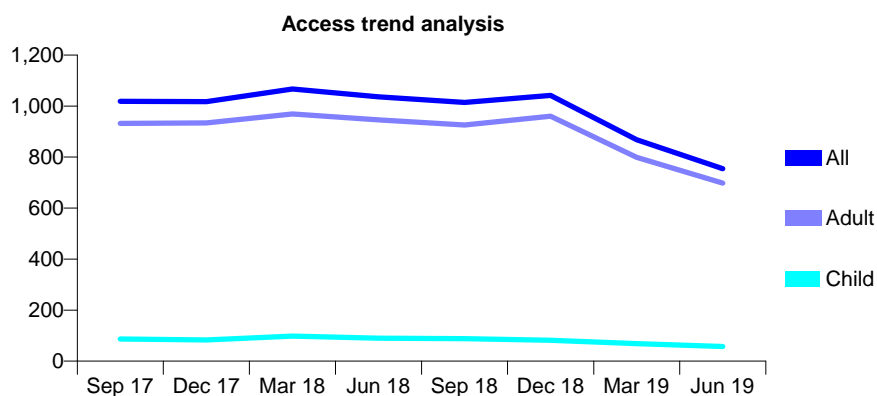
Q62 - Vital Signs At a Glance Contract Report for 801321/0001 - June 2019

Name or company name	Blue Tree Smile
Contract type name	GDS Contract
Purpose of contract	General
Contract start date	01/04/2006
Contract end date	

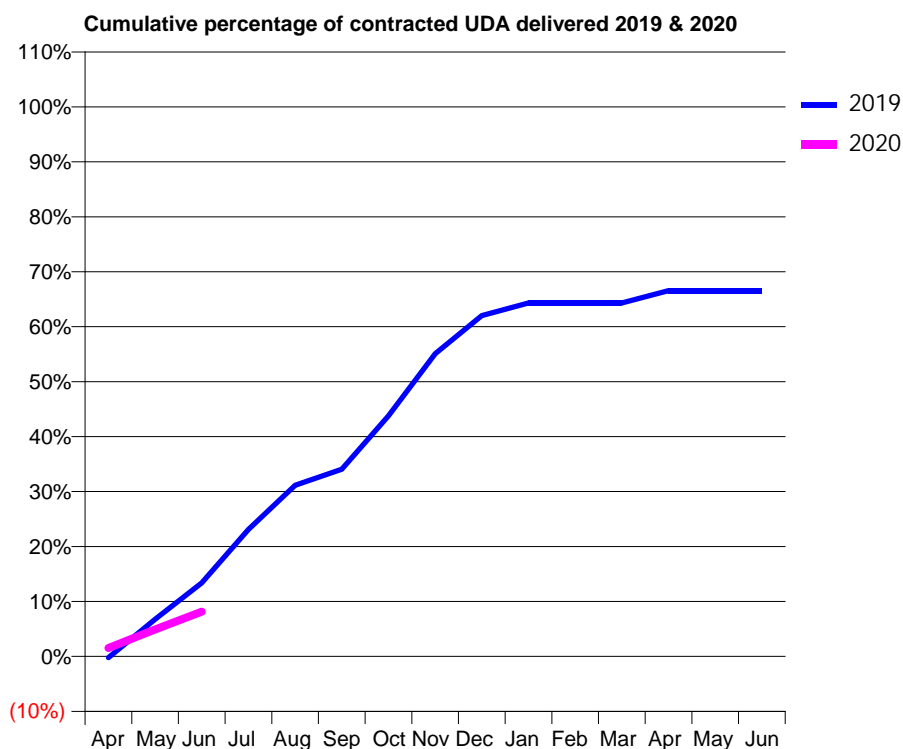
19/20 Contracted general activity (UDA)	4,000
Carry forward general activity (UDA)	0
19/20 Contracted orthodontic activity (UOA)	0
Carry forward orthodontic activity (UOA)	0
Baseline contract value	£89,844.60

ACCESS*

Patients seen in 24 months	Total	Change since previous quarter
Quarter ending June 2018	1,036	
Quarter ending September 2018	1,014	↓
Quarter ending December 2018	1,042	↑
Quarter ending March 2019	868	↓
Quarter ending June 2019	755	↓
Variance since June 2018	(27.1%)	↓



ACTIVITY



Month	2019	2020
April	-10	62
May	271	196
June	535	326
July	924	
August	1,246	
September	1,362	
October	1,752	
November	2,204	
December	2,481	
January	2,573	
February	2,573	
March	2,573	
April	2,662	
May	2,662	
June	2,662	

QUALITY

	Quantity	Base Number	Contract	AT	Region	England
% of FP17s for the same patient ID Re-attending within 3 months - Children	0	9	0.0%	10.0%	11.9%	11.4%
% of FP17s for the same patient ID Re-attending within 3 months - Adults	18	137	13.1%	16.3%	17.2%	15.4%
% of FP17s for the same patient ID Re-attending between 3 & 9 months - Children	0	9	0.0%	50.0%	49.8%	59.8%
% of FP17s for the same patient ID Re-attending between 3 & 9 months - Adults	64	137	46.7%	38.6%	39.5%	52.1%
% of FP17s for Band 1 Urgent Courses	4	119	3.4%	11.8%	11.2%	9.2%
% of FP17s Relating to Free Repair or Replacements	0	119	0.0%	0.5%	0.5%	0.7%
% of FP17s Relating to Continuations	6	119	5.0%	0.5%	0.7%	0.8%
% of Patients satisfied with the dentistry they have received	2	2	N/A	89.8%	90.6%	93.4%
% of Patients satisfied with the time they had to wait for an appointment	2	2	N/A	84.2%	83.8%	87.6%

* This is based on patients treated on this contract for their most recent course of treatment. Figures in italics indicate the base number of FP17s or Patient Questionnaire responses are less than 100. N/A is shown where the base number of responses is less than 10 during the period. % is calculated as Quantity/Base number*100

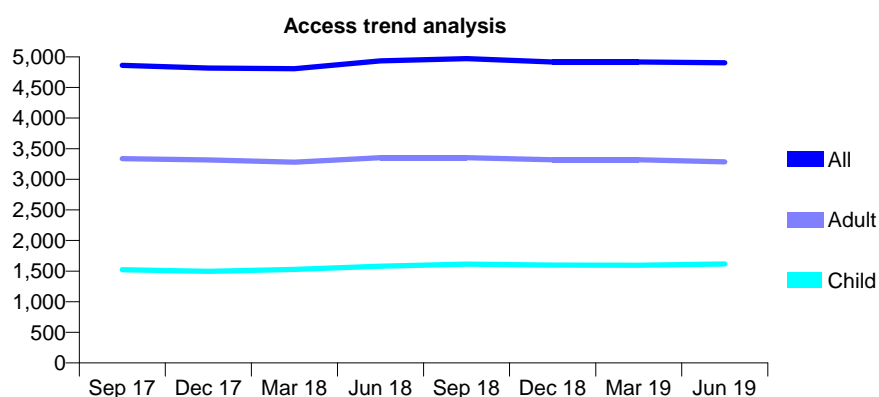
Q62 - Vital Signs At a Glance Contract Report for 808199/0001 - June 2019

Name or company name	MR BS BHOGAL
Contract type name	GDS Contract
Purpose of contract	General
Contract start date	01/04/2006
Contract end date	

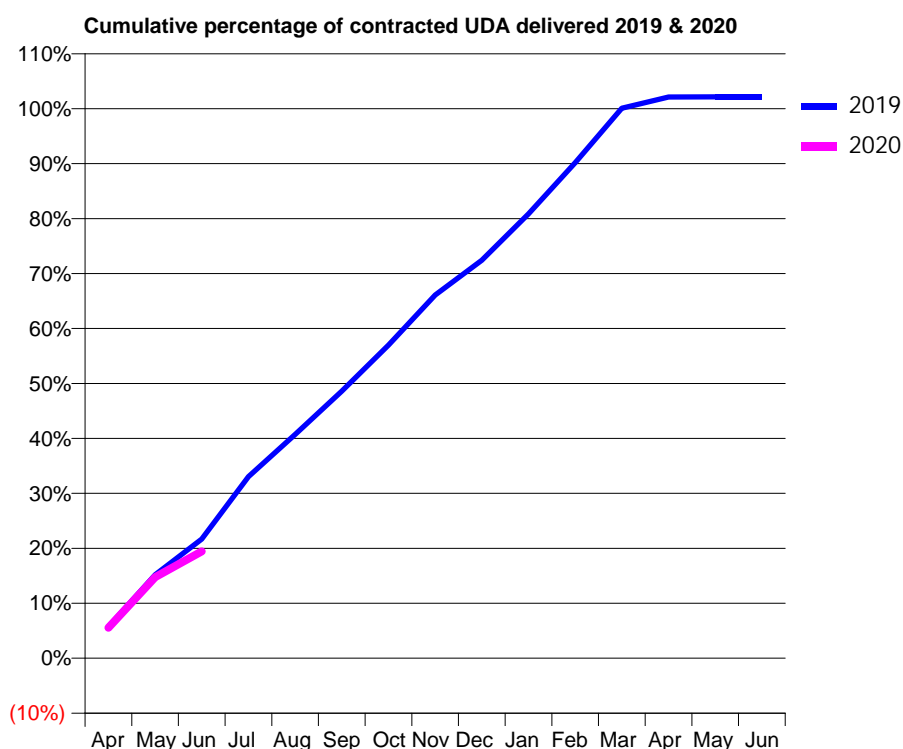
19/20 Contracted general activity (UDA)	13,604
Carry forward general activity (UDA)	0
19/20 Contracted orthodontic activity (UOA)	0
Carry forward orthodontic activity (UOA)	0
Baseline contract value	£465,655.79

ACCESS*

Patients seen in 24 months	Total	Change since previous quarter
Quarter ending June 2018	4,935	
Quarter ending September 2018	4,970	→
Quarter ending December 2018	4,917	↓
Quarter ending March 2019	4,916	→
Quarter ending June 2019	4,903	→
Variance since June 2018	(0.6%)	→



ACTIVITY



Month	2019	2020
April	779	756
May	2,065	2,007
June	2,950	2,645
July	4,495	
August	5,540	
September	6,610	
October	7,751	
November	8,990	
December	9,848	
January	11,001	
February	12,265	
March	13,615	
April	13,892	
May	13,897	
June	13,897	

QUALITY

	Quantity	Base Number	Contract	AT	Region	England
% of FP17s for the same patient ID Re-attending within 3 months - Children	32	518	6.2%	10.0%	11.9%	11.4%
% of FP17s for the same patient ID Re-attending within 3 months - Adults	99	721	13.7%	16.3%	17.2%	15.4%
% of FP17s for the same patient ID Re-attending between 3 & 9 months - Children	268	518	51.7%	50.0%	49.8%	59.8%
% of FP17s for the same patient ID Re-attending between 3 & 9 months - Adults	276	721	38.3%	38.6%	39.5%	52.1%
% of FP17s for Band 1 Urgent Courses	135	1,097	12.3%	11.8%	11.2%	9.2%
% of FP17s Relating to Free Repair or Replacements	2	1,097	0.2%	0.5%	0.5%	0.7%
% of FP17s Relating to Continuations	0	1,097	0.0%	0.5%	0.7%	0.8%
% of Patients satisfied with the dentistry they have received	2	2	N/A	89.8%	90.6%	93.4%
% of Patients satisfied with the time they had to wait for an appointment	1	2	N/A	84.2%	83.8%	87.6%

* This is based on patients treated on this contract for their most recent course of treatment.

Figures in italics indicate the base number of FP17s or Patient Questionnaire responses are less than 100. N/A is shown where the base number of responses is less than 10 during the period. % is calculated as Quantity/Base number*100

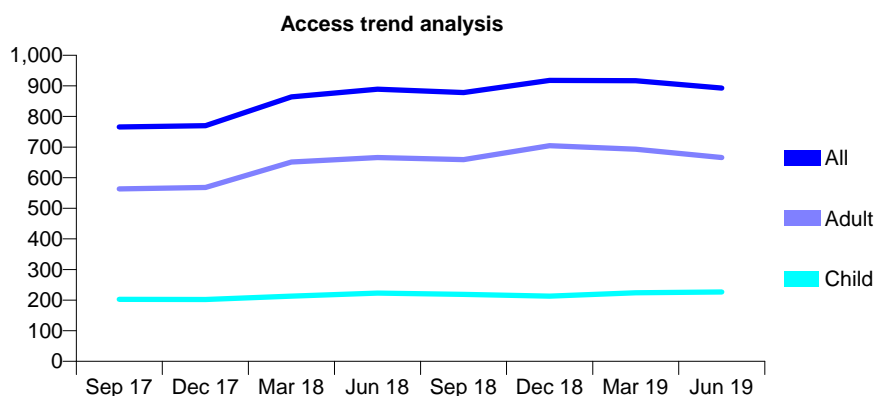
Q62 - Vital Signs At a Glance Contract Report for 812196/0001 - June 2019

Name or company name	MISS JP WATKINS
Contract type name	GDS Contract
Purpose of contract	General and Orthodontic
Contract start date	01/04/2006
Contract end date	

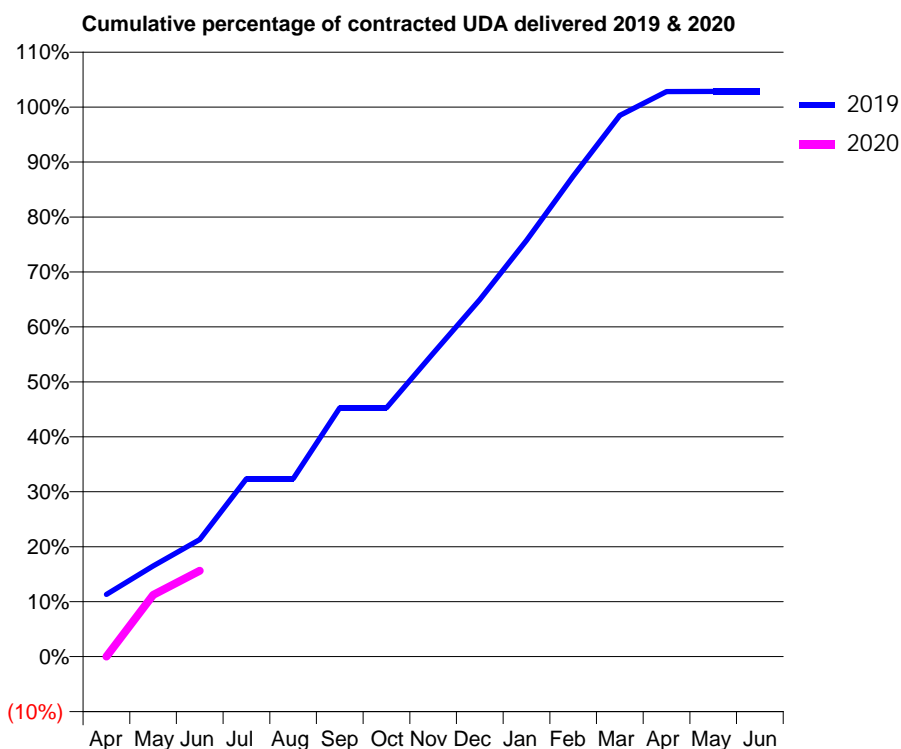
19/20 Contracted general activity (UDA)	1,719
Carry forward general activity (UDA)	0
19/20 Contracted orthodontic activity (UOA)	159
Carry forward orthodontic activity (UOA)	0
Baseline contract value	£52,246.11

ACCESS*

Patients seen in 24 months	Total	Change since previous quarter
Quarter ending June 2018	889	
Quarter ending September 2018	878	↓
Quarter ending December 2018	918	↑
Quarter ending March 2019	917	→
Quarter ending June 2019	893	↓
Variance since June 2018	0.4%	→



ACTIVITY



Month	Adjusted Scheduled Activity (UDA)	
	2019	2020
April	195	0
May	283	193
June	366	269
July	557	
August	557	
September	778	
October	778	
November	949	
December	1,117	
January	1,302	
February	1,503	
March	1,692	
April	1,767	
May	1,768	
June	1,768	

QUALITY

	Quantity	Base Number	Contract	AT	Region	England
% of FP17s for the same patient ID Re-attending within 3 months - Children	1	40	2.5%	10.0%	11.9%	11.4%
% of FP17s for the same patient ID Re-attending within 3 months - Adults	14	103	13.6%	16.3%	17.2%	15.4%
% of FP17s for the same patient ID Re-attending between 3 & 9 months - Children	13	40	32.5%	50.0%	49.8%	59.8%
% of FP17s for the same patient ID Re-attending between 3 & 9 months - Adults	20	103	19.4%	38.6%	39.5%	52.1%
% of FP17s for Band 1 Urgent Courses	14	112	12.5%	11.8%	11.2%	9.2%
% of FP17s Relating to Free Repair or Replacements	1	112	0.9%	0.5%	0.5%	0.7%
% of FP17s Relating to Continuations	1	112	0.9%	0.5%	0.7%	0.8%
% of Patients satisfied with the dentistry they have received	0	0	N/A	89.8%	90.6%	93.4%
% of Patients satisfied with the time they had to wait for an appointment	0	0	N/A	84.2%	83.8%	87.6%

* This is based on patients treated on this contract for their most recent course of treatment. Figures in italics indicate the base number of FP17s or Patient Questionnaire responses are less than 100. N/A is shown where the base number of responses is less than 10 during the period. % is calculated as Quantity/Base number*100

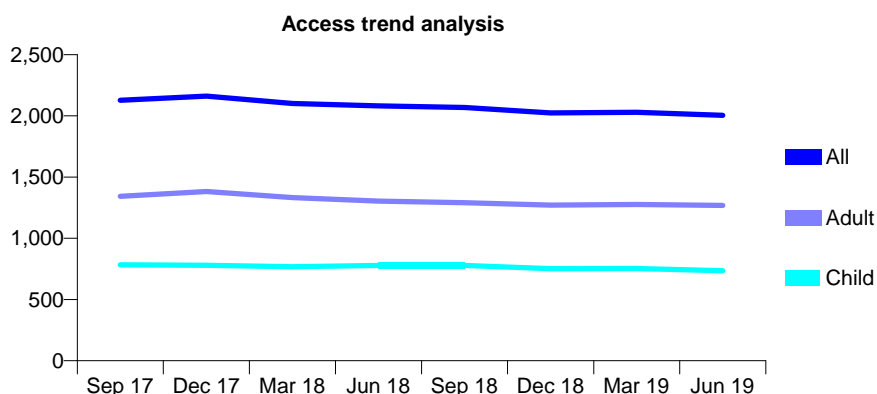
Q62 - Vital Signs At a Glance Contract Report for 813923/0002 - June 2019

Name or company name	MR JS MANDAIR
Contract type name	GDS Contract
Purpose of contract	General and Orthodontic
Contract start date	01/11/2006
Contract end date	

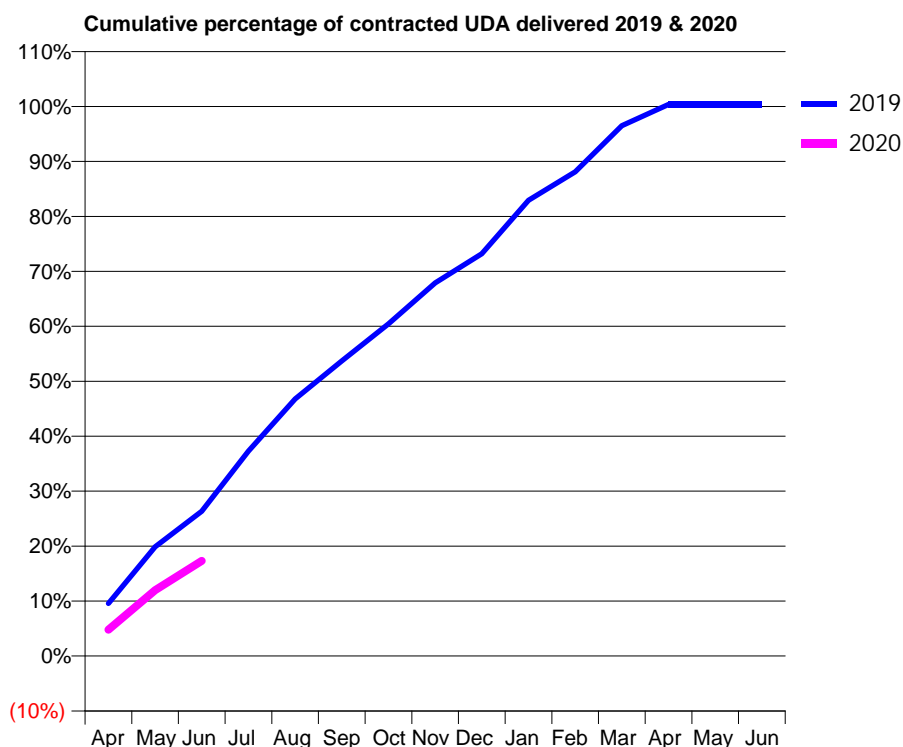
19/20 Contracted general activity (UDA)	4,546
Carry forward general activity (UDA)	0
19/20 Contracted orthodontic activity (UOA)	533
Carry forward orthodontic activity (UOA)	0
Baseline contract value	£204,377.68

ACCESS*

Patients seen in 24 months	Total	Change since previous quarter
Quarter ending June 2018	2,081	
Quarter ending September 2018	2,068	→
Quarter ending December 2018	2,024	↓
Quarter ending March 2019	2,029	→
Quarter ending June 2019	2,005	↓
Variance since June 2018	(3.7%)	↓



ACTIVITY



Month	Adjusted Scheduled Activity (UDA)	
	2019	2020
April	435	218
May	904	545
June	1,198	788
July	1,695	
August	2,126	
September	2,440	
October	2,748	
November	3,087	
December	3,328	
January	3,770	
February	4,005	
March	4,387	
April	4,563	
May	4,563	
June	4,564	

QUALITY

	Quantity	Base Number	Contract	AT	Region	England
% of FP17s for the same patient ID Re-attending within 3 months - Children	29	241	12.0%	10.0%	11.9%	11.4%
% of FP17s for the same patient ID Re-attending within 3 months - Adults	33	299	11.0%	16.3%	17.2%	15.4%
% of FP17s for the same patient ID Re-attending between 3 & 9 months - Children	140	241	58.1%	50.0%	49.8%	59.8%
% of FP17s for the same patient ID Re-attending between 3 & 9 months - Adults	139	299	46.5%	38.6%	39.5%	52.1%
% of FP17s for Band 1 Urgent Courses	43	443	9.7%	11.8%	11.2%	9.2%
% of FP17s Relating to Free Repair or Replacements	0	443	0.0%	0.5%	0.5%	0.7%
% of FP17s Relating to Continuations	1	443	0.2%	0.5%	0.7%	0.8%
% of Patients satisfied with the dentistry they have received	0	0	N/A	89.8%	90.6%	93.4%
% of Patients satisfied with the time they had to wait for an appointment	0	0	N/A	84.2%	83.8%	87.6%

* This is based on patients treated on this contract for their most recent course of treatment. Figures in italics indicate the base number of FP17s or Patient Questionnaire responses are less than 100. N/A is shown where the base number of responses is less than 10 during the period. % is calculated as Quantity/Base number*100

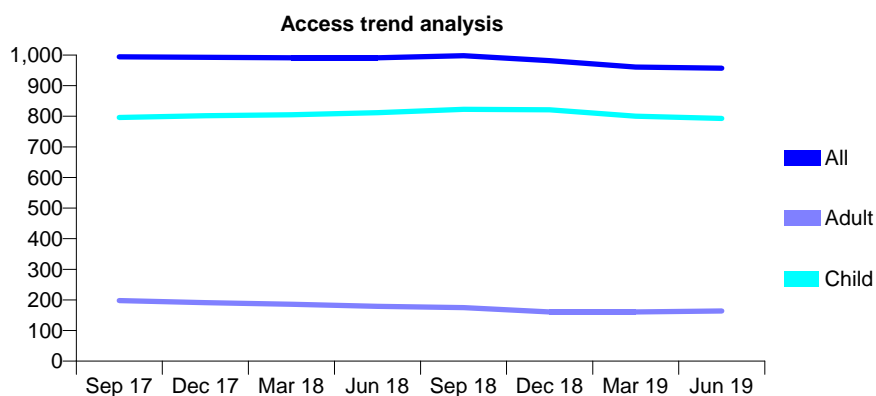
Q62 - Vital Signs At a Glance Contract Report for 825662/0001 - June 2019

Name or company name	MR J SINGH
Contract type name	GDS Contract
Purpose of contract	General
Contract start date	01/04/2006
Contract end date	

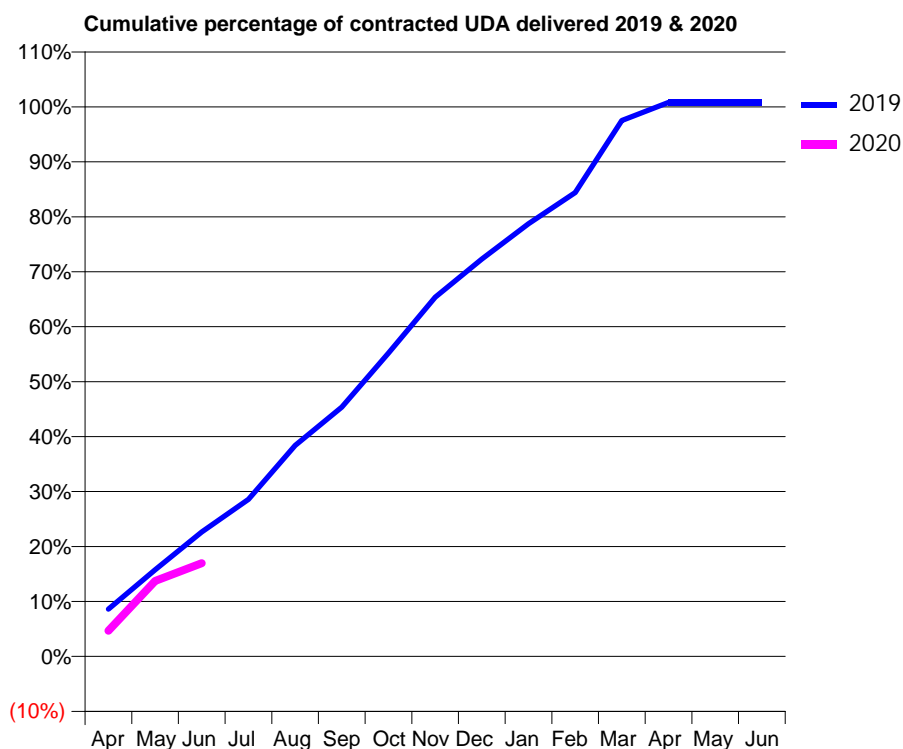
19/20 Contracted general activity (UDA)	2,696
Carry forward general activity (UDA)	0
19/20 Contracted orthodontic activity (UOA)	0
Carry forward orthodontic activity (UOA)	0
Baseline contract value	£97,087.31

ACCESS*

Patients seen in 24 months	Total	Change since previous quarter
Quarter ending June 2018	991	
Quarter ending September 2018	998	→
Quarter ending December 2018	982	↓
Quarter ending March 2019	961	↓
Quarter ending June 2019	957	→
Variance since June 2018	(3.4%)	↓



ACTIVITY



Month	2019	2020
April	232	126
May	425	370
June	611	458
July	770	
August	1,035	
September	1,223	
October	1,488	
November	1,762	
December	1,949	
January	2,122	
February	2,276	
March	2,629	
April	2,717	
May	2,717	
June	2,717	

QUALITY

	Quantity	Base Number	Contract	AT	Region	England
% of FP17s for the same patient ID Re-attending within 3 months - Children	7	236	3.0%	10.0%	11.9%	11.4%
% of FP17s for the same patient ID Re-attending within 3 months - Adults	0	26	0.0%	16.3%	17.2%	15.4%
% of FP17s for the same patient ID Re-attending between 3 & 9 months - Children	159	236	67.4%	50.0%	49.8%	59.8%
% of FP17s for the same patient ID Re-attending between 3 & 9 months - Adults	19	26	73.1%	38.6%	39.5%	52.1%
% of FP17s for Band 1 Urgent Courses	4	228	1.8%	11.8%	11.2%	9.2%
% of FP17s Relating to Free Repair or Replacements	0	228	0.0%	0.5%	0.5%	0.7%
% of FP17s Relating to Continuations	0	228	0.0%	0.5%	0.7%	0.8%
% of Patients satisfied with the dentistry they have received	0	0	N/A	89.8%	90.6%	93.4%
% of Patients satisfied with the time they had to wait for an appointment	0	0	N/A	84.2%	83.8%	87.6%

* This is based on patients treated on this contract for their most recent course of treatment. Figures in italics indicate the base number of FP17s or Patient Questionnaire responses are less than 100. N/A is shown where the base number of responses is less than 10 during the period. % is calculated as Quantity/Base number*100

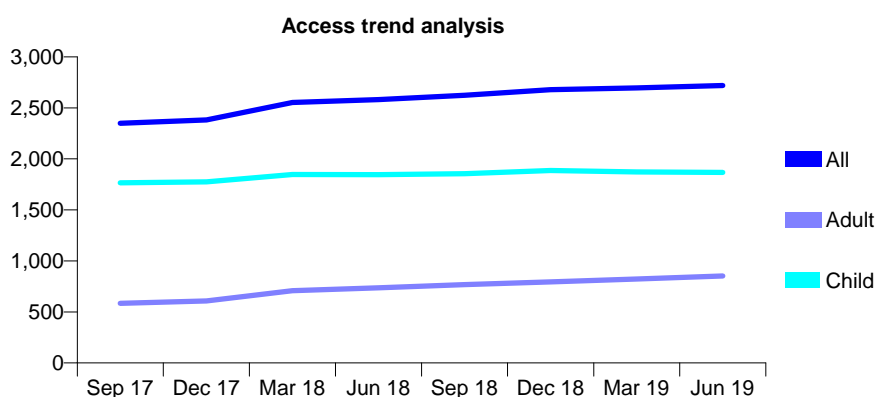
Q62 - Vital Signs At a Glance Contract Report for 825786/0001 - June 2019

Name or company name	MISS F RAHEMTULLA
Contract type name	GDS Contract
Purpose of contract	General
Contract start date	01/04/2006
Contract end date	

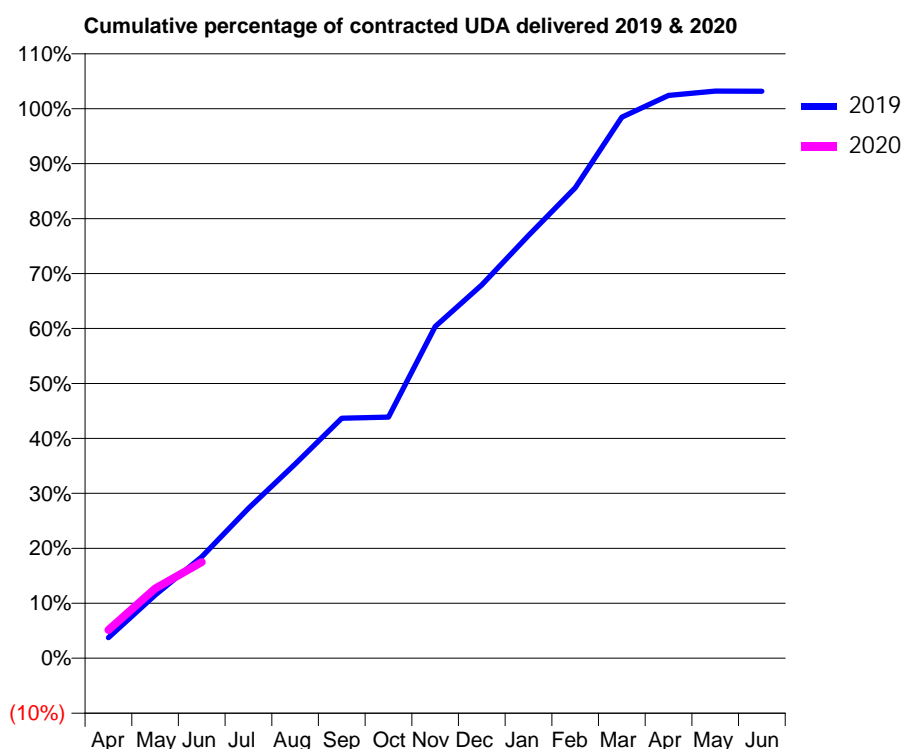
19/20 Contracted general activity (UDA)	6,732
Carry forward general activity (UDA)	0
19/20 Contracted orthodontic activity (UOA)	0
Carry forward orthodontic activity (UOA)	0
Baseline contract value	£211,681.55

ACCESS*

Patients seen in 24 months	Total	Change since previous quarter
Quarter ending June 2018	2,581	
Quarter ending September 2018	2,624	→
Quarter ending December 2018	2,679	↑
Quarter ending March 2019	2,696	→
Quarter ending June 2019	2,720	→
Variance since June 2018	5.4%	↑



ACTIVITY



Adjusted Scheduled Activity (UDA)		
Month	2019	2020
April	252	345
May	774	853
June	1,242	1,177
July	1,837	
August	2,379	
September	2,939	
October	2,953	
November	4,064	
December	4,574	
January	5,180	
February	5,763	
March	6,627	
April	6,894	
May	6,946	
June	6,945	

QUALITY

	Quantity	Base Number	Contract	AT	Region	England
% of FP17s for the same patient ID Re-attending within 3 months - Children	37	549	6.7%	10.0%	11.9%	11.4%
% of FP17s for the same patient ID Re-attending within 3 months - Adults	21	175	12.0%	16.3%	17.2%	15.4%
% of FP17s for the same patient ID Re-attending between 3 & 9 months - Children	268	549	48.8%	50.0%	49.8%	59.8%
% of FP17s for the same patient ID Re-attending between 3 & 9 months - Adults	47	175	26.9%	38.6%	39.5%	52.1%
% of FP17s for Band 1 Urgent Courses	52	603	8.6%	11.8%	11.2%	9.2%
% of FP17s Relating to Free Repair or Replacements	0	603	0.0%	0.5%	0.5%	0.7%
% of FP17s Relating to Continuations	1	603	0.2%	0.5%	0.7%	0.8%
% of Patients satisfied with the dentistry they have received	1	1	N/A	89.8%	90.6%	93.4%
% of Patients satisfied with the time they had to wait for an appointment	1	1	N/A	84.2%	83.8%	87.6%

* This is based on patients treated on this contract for their most recent course of treatment.

Figures in italics indicate the base number of FP17s or Patient Questionnaire responses are less than 100. N/A is shown where the base number of responses is less than 10 during the period. % is calculated as Quantity/Base number*100

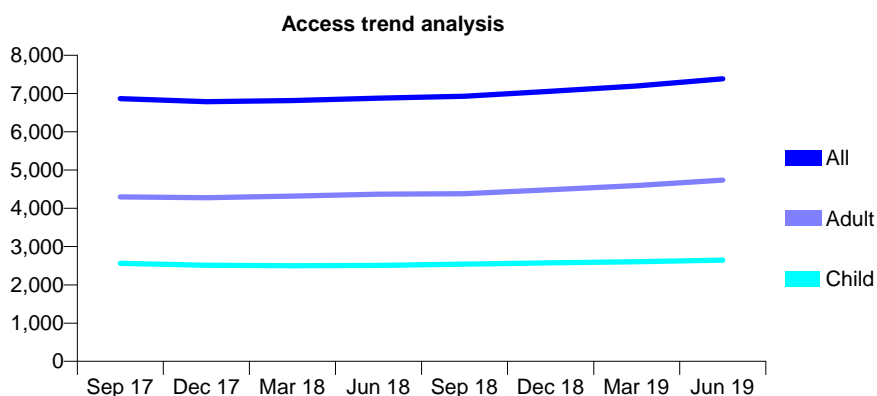
Q62 - Vital Signs At a Glance Contract Report for 825948/0005 - June 2019

Name or company name	MR JK KOTECHA
Contract type name	GDS Contract
Purpose of contract	General
Contract start date	01/04/2006
Contract end date	

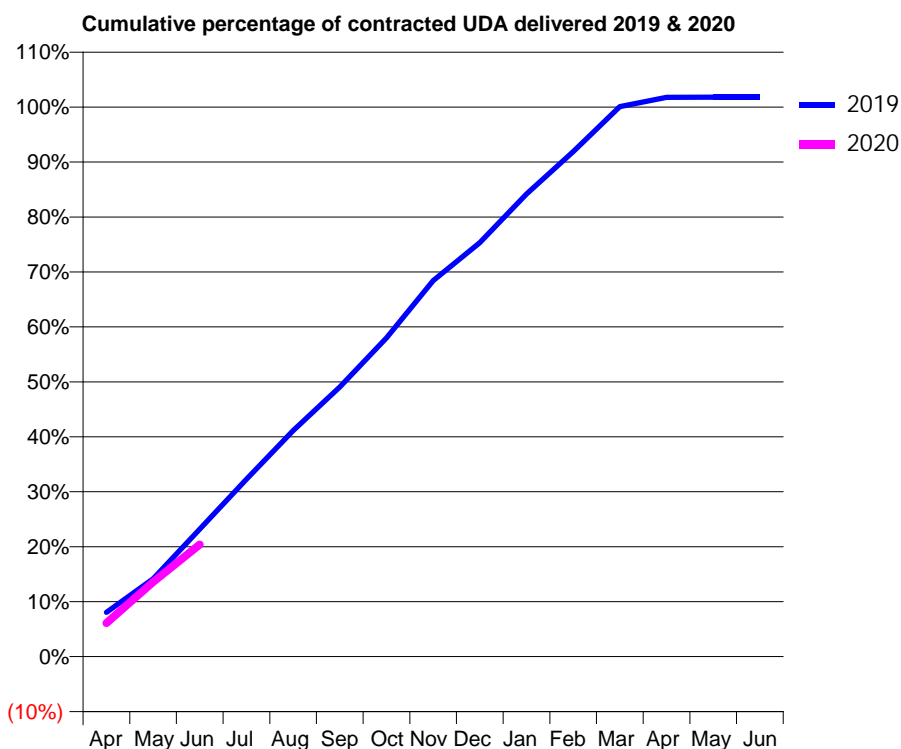
19/20 Contracted general activity (UDA)	20,643
Carry forward general activity (UDA)	0
19/20 Contracted orthodontic activity (UOA)	0
Carry forward orthodontic activity (UOA)	0
Baseline contract value	£507,166.99

ACCESS*

Patients seen in 24 months	Total	Change since previous quarter
Quarter ending June 2018	6,878	
Quarter ending September 2018	6,928	→
Quarter ending December 2018	7,059	→
Quarter ending March 2019	7,198	→
Quarter ending June 2019	7,384	↑
Variance since June 2018	7.4%	↑



ACTIVITY



Month	Adjusted Scheduled Activity (UDA)	
	2019	2020
April	1,659	1,262
May	2,930	2,804
June	4,786	4,209
July	6,663	
August	8,492	
September	10,124	
October	11,977	
November	14,122	
December	15,546	
January	17,375	
February	18,968	
March	20,664	
April	21,009	
May	21,011	
June	21,011	

QUALITY

	Quantity	Base Number	Contract	AT	Region	England
% of FP17s for the same patient ID Re-attending within 3 months - Children	43	995	4.3%	10.0%	11.9%	11.4%
% of FP17s for the same patient ID Re-attending within 3 months - Adults	126	1,271	9.9%	16.3%	17.2%	15.4%
% of FP17s for the same patient ID Re-attending between 3 & 9 months - Children	653	995	65.6%	50.0%	49.8%	59.8%
% of FP17s for the same patient ID Re-attending between 3 & 9 months - Adults	663	1,271	52.2%	38.6%	39.5%	52.1%
% of FP17s for Band 1 Urgent Courses	130	1,924	6.8%	11.8%	11.2%	9.2%
% of FP17s Relating to Free Repair or Replacements	10	1,924	0.5%	0.5%	0.5%	0.7%
% of FP17s Relating to Continuations	4	1,924	0.2%	0.5%	0.7%	0.8%
% of Patients satisfied with the dentistry they have received	0	0	N/A	89.8%	90.6%	93.4%
% of Patients satisfied with the time they had to wait for an appointment	0	0	N/A	84.2%	83.8%	87.6%

* This is based on patients treated on this contract for their most recent course of treatment. Figures in italics indicate the base number of FP17s or Patient Questionnaire responses are less than 100. N/A is shown where the base number of responses is less than 10 during the period. % is calculated as Quantity/Base number*100

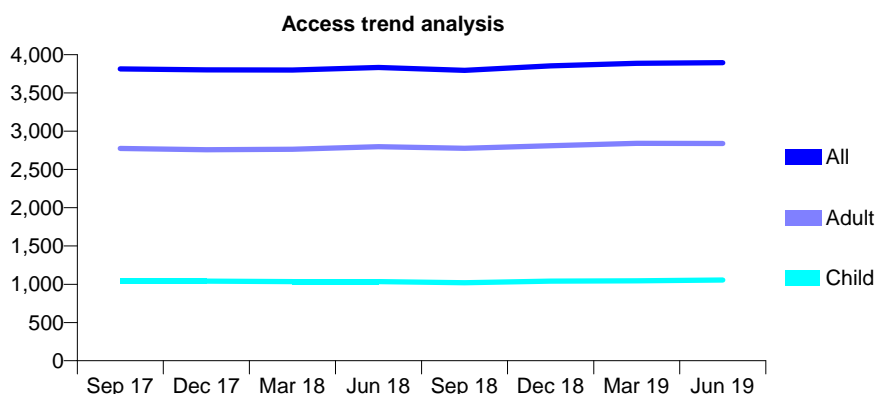
Q62 - Vital Signs At a Glance Contract Report for 825956/0001 - June 2019

Name or company name	MR RG RENTON
Contract type name	GDS Contract
Purpose of contract	General
Contract start date	01/04/2006
Contract end date	

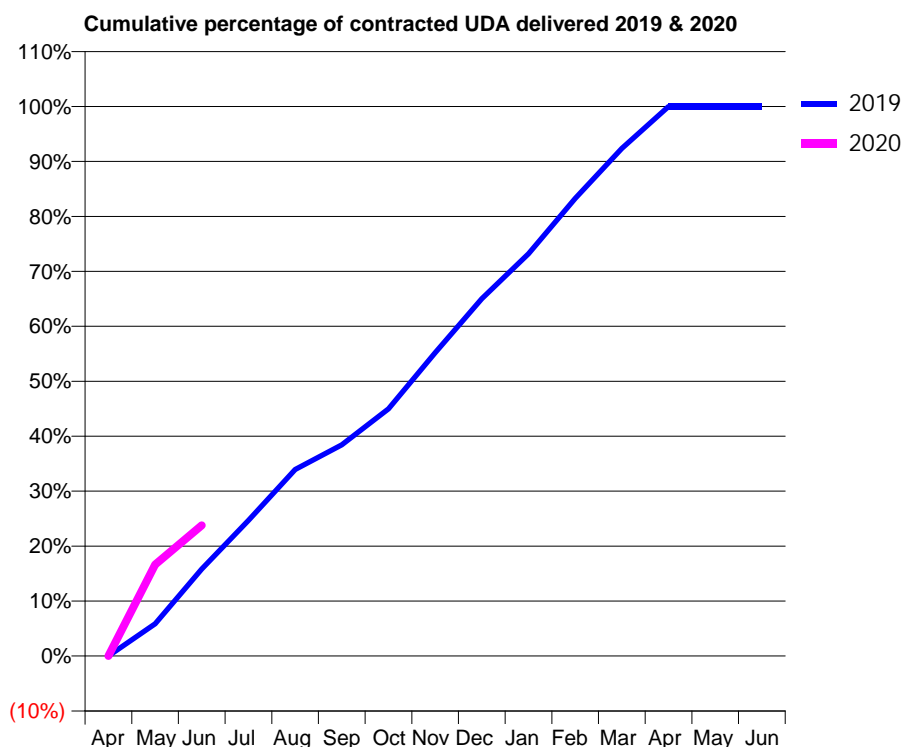
19/20 Contracted general activity (UDA)	5,946
Carry forward general activity (UDA)	0
19/20 Contracted orthodontic activity (UOA)	0
Carry forward orthodontic activity (UOA)	0
Baseline contract value	£170,844.56

ACCESS*

Patients seen in 24 months	Total	Change since previous quarter
Quarter ending June 2018	3,833	
Quarter ending September 2018	3,796	→
Quarter ending December 2018	3,852	→
Quarter ending March 2019	3,887	→
Quarter ending June 2019	3,895	→
Variance since June 2018	1.6%	→



ACTIVITY



Month	Adjusted Scheduled Activity (UDA)	
	2019	2020
April	0	0
May	350	989
June	941	1,414
July	1,468	
August	2,018	
September	2,284	
October	2,675	
November	3,282	
December	3,866	
January	4,353	
February	4,952	
March	5,490	
April	5,946	
May	5,946	
June	5,946	

QUALITY

	Quantity	Base Number	Contract	AT	Region	England
% of FP17s for the same patient ID Re-attending within 3 months - Children	4	303	1.3%	10.0%	11.9%	11.4%
% of FP17s for the same patient ID Re-attending within 3 months - Adults	53	788	6.7%	16.3%	17.2%	15.4%
% of FP17s for the same patient ID Re-attending between 3 & 9 months - Children	123	303	40.6%	50.0%	49.8%	59.8%
% of FP17s for the same patient ID Re-attending between 3 & 9 months - Adults	325	788	41.2%	38.6%	39.5%	52.1%
% of FP17s for Band 1 Urgent Courses	86	825	10.4%	11.8%	11.2%	9.2%
% of FP17s Relating to Free Repair or Replacements	0	825	0.0%	0.5%	0.5%	0.7%
% of FP17s Relating to Continuations	0	825	0.0%	0.5%	0.7%	0.8%
% of Patients satisfied with the dentistry they have received	3	3	N/A	89.8%	90.6%	93.4%
% of Patients satisfied with the time they had to wait for an appointment	2	3	N/A	84.2%	83.8%	87.6%

* This is based on patients treated on this contract for their most recent course of treatment. Figures in italics indicate the base number of FP17s or Patient Questionnaire responses are less than 100. N/A is shown where the base number of responses is less than 10 during the period. % is calculated as Quantity/Base number*100

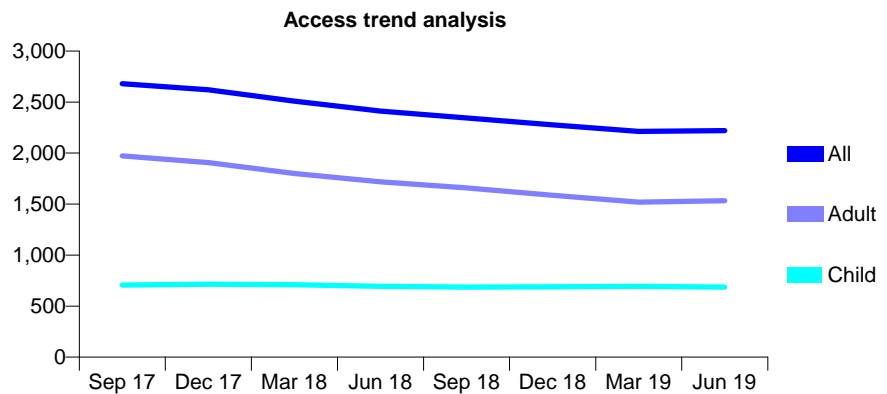
Q62 - Vital Signs At a Glance Contract Report for 839132/0001 - June 2019

Name or company name	Ivory Dental Practice
Contract type name	GDS Contract
Purpose of contract	General
Contract start date	01/04/2006
Contract end date	

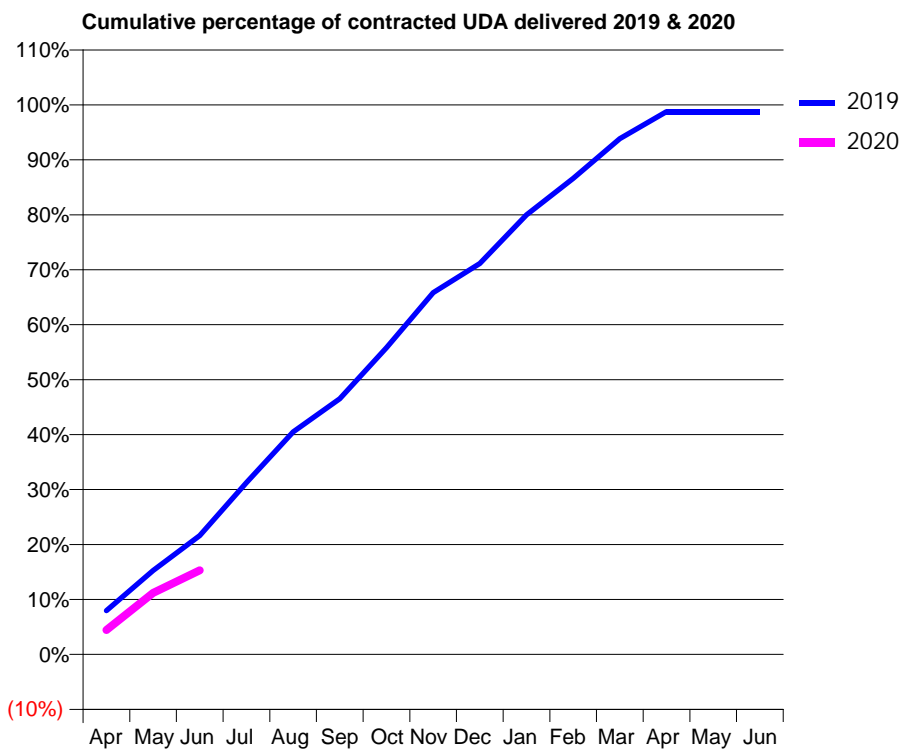
19/20 Contracted general activity (UDA)	6,000
Carry forward general activity (UDA)	0
19/20 Contracted orthodontic activity (UOA)	0
Carry forward orthodontic activity (UOA)	0
Baseline contract value	£135,266.08

ACCESS*

Patients seen in 24 months	Total	Change since previous quarter
Quarter ending June 2018	2,412	
Quarter ending September 2018	2,344	↓
Quarter ending December 2018	2,276	↓
Quarter ending March 2019	2,212	↓
Quarter ending June 2019	2,220	→
Variance since June 2018	(8.0%)	↓



ACTIVITY



Month	2019	2020
April	479	267
May	917	672
June	1,299	918
July	1,876	
August	2,430	
September	2,793	
October	3,349	
November	3,949	
December	4,268	
January	4,798	
February	5,197	
March	5,631	
April	5,926	
May	5,926	
June	5,926	

QUALITY

	Quantity	Base Number	Contract	AT	Region	England
% of FP17s for the same patient ID Re-attending within 3 months - Children	10	166	6.0%	10.0%	11.9%	11.4%
% of FP17s for the same patient ID Re-attending within 3 months - Adults	32	399	8.0%	16.3%	17.2%	15.4%
% of FP17s for the same patient ID Re-attending between 3 & 9 months - Children	73	166	44.0%	50.0%	49.8%	59.8%
% of FP17s for the same patient ID Re-attending between 3 & 9 months - Adults	174	399	43.6%	38.6%	39.5%	52.1%
% of FP17s for Band 1 Urgent Courses	43	466	9.2%	11.8%	11.2%	9.2%
% of FP17s Relating to Free Repair or Replacements	3	466	0.6%	0.5%	0.5%	0.7%
% of FP17s Relating to Continuations	2	466	0.4%	0.5%	0.7%	0.8%
% of Patients satisfied with the dentistry they have received	1	1	N/A	89.8%	90.6%	93.4%
% of Patients satisfied with the time they had to wait for an appointment	1	1	N/A	84.2%	83.8%	87.6%

* This is based on patients treated on this contract for their most recent course of treatment. Figures in italics indicate the base number of FP17s or Patient Questionnaire responses are less than 100. N/A is shown where the base number of responses is less than 10 during the period. % is calculated as Quantity/Base number*100

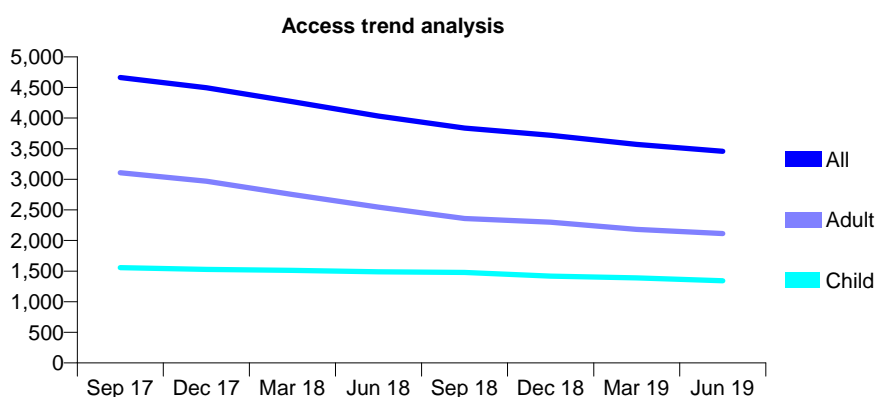
Q62 - Vital Signs At a Glance Contract Report for 839248/0001 - June 2019

Name or company name	MR K KHOSRAVANI
Contract type name	GDS Contract
Purpose of contract	General
Contract start date	01/04/2006
Contract end date	

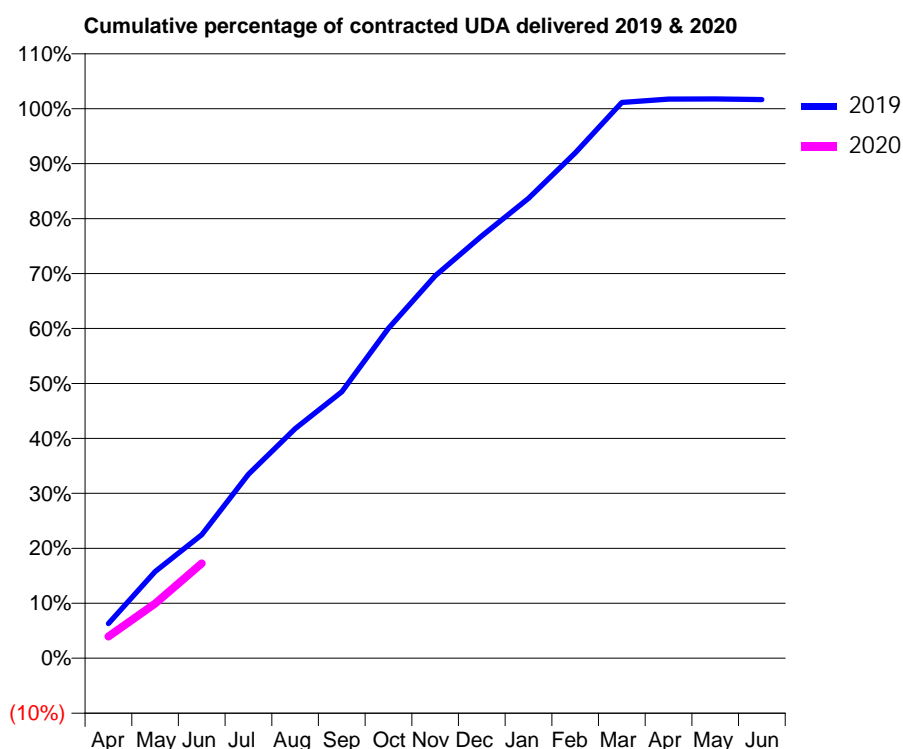
19/20 Contracted general activity (UDA)	11,434
Carry forward general activity (UDA)	0
19/20 Contracted orthodontic activity (UOA)	0
Carry forward orthodontic activity (UOA)	0
Baseline contract value	£359,483.44

ACCESS*

Patients seen in 24 months	Total	Change since previous quarter
Quarter ending June 2018	4,034	
Quarter ending September 2018	3,837	↓
Quarter ending December 2018	3,718	↓
Quarter ending March 2019	3,570	↓
Quarter ending June 2019	3,458	↓
Variance since June 2018	(14.3%)	↓



ACTIVITY



Month	Adjusted Scheduled Activity (UDA)	
	2019	2020
April	719	451
May	1,806	1,138
June	2,570	1,973
July	3,827	
August	4,776	
September	5,543	
October	6,864	
November	7,955	
December	8,787	
January	9,570	
February	10,513	
March	11,563	
April	11,632	
May	11,635	
June	11,623	

QUALITY

	Quantity	Base Number	Contract	AT	Region	England
% of FP17s for the same patient ID Re-attending within 3 months - Children	24	292	8.2%	10.0%	11.9%	11.4%
% of FP17s for the same patient ID Re-attending within 3 months - Adults	38	326	11.7%	16.3%	17.2%	15.4%
% of FP17s for the same patient ID Re-attending between 3 & 9 months - Children	122	292	41.8%	50.0%	49.8%	59.8%
% of FP17s for the same patient ID Re-attending between 3 & 9 months - Adults	92	326	28.2%	38.6%	39.5%	52.1%
% of FP17s for Band 1 Urgent Courses	14	595	2.4%	11.8%	11.2%	9.2%
% of FP17s Relating to Free Repair or Replacements	3	595	0.5%	0.5%	0.5%	0.7%
% of FP17s Relating to Continuations	0	595	0.0%	0.5%	0.7%	0.8%
% of Patients satisfied with the dentistry they have received	2	2	N/A	89.8%	90.6%	93.4%
% of Patients satisfied with the time they had to wait for an appointment	2	2	N/A	84.2%	83.8%	87.6%

* This is based on patients treated on this contract for their most recent course of treatment. Figures in italics indicate the base number of FP17s or Patient Questionnaire responses are less than 100. N/A is shown where the base number of responses is less than 10 during the period. % is calculated as Quantity/Base number*100

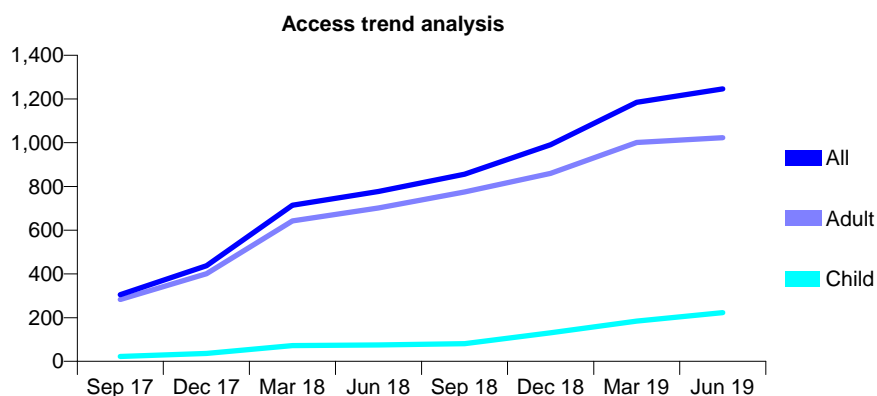
Q62 - Vital Signs At a Glance Contract Report for 839248/0002 - June 2019

Name or company name	MR K KHOSRAVANI
Contract type name	GDS Contract
Purpose of contract	General
Contract start date	01/01/2015
Contract end date	

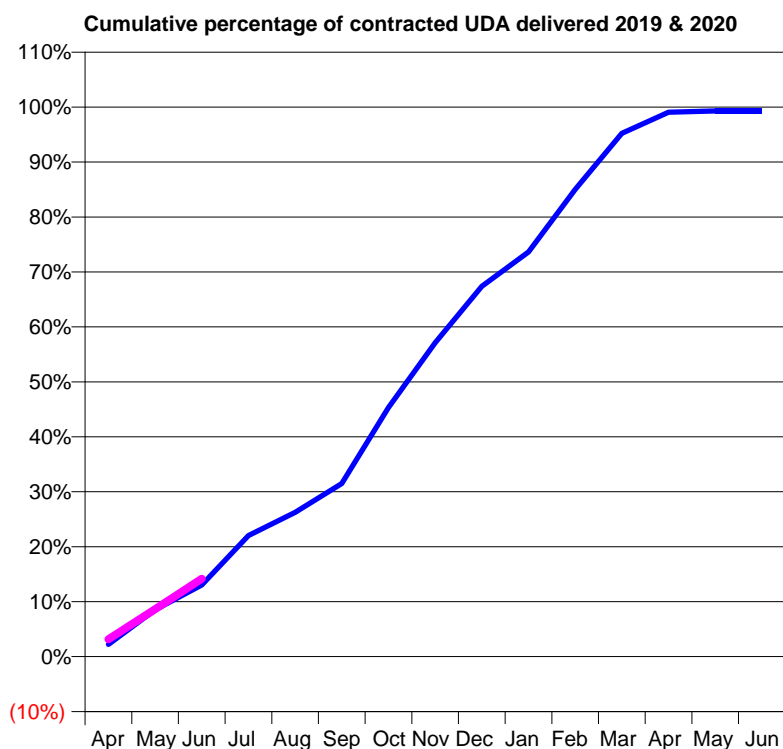
19/20 Contracted general activity (UDA)	5,000
Carry forward general activity (UDA)	0
19/20 Contracted orthodontic activity (UOA)	0
Carry forward orthodontic activity (UOA)	0
Baseline contract value	£157,199.34

ACCESS*

Patients seen in 24 months	Total	Change since previous quarter
Quarter ending June 2018	777	
Quarter ending September 2018	856	↑
Quarter ending December 2018	991	↑
Quarter ending March 2019	1,185	↑
Quarter ending June 2019	1,246	↑
Variance since June 2018	60.4%	↑



ACTIVITY



Month	Adjusted Scheduled Activity (UDA)	
	2019	2020
April	111	158
May	427	432
June	653	709
July	1,101	
August	1,313	
September	1,575	
October	2,267	
November	2,857	
December	3,369	
January	3,681	
February	4,251	
March	4,760	
April	4,952	
May	4,964	
June	4,964	

QUALITY

	Quantity	Base Number	Contract	AT	Region	England
% of FP17s for the same patient ID Re-attending within 3 months - Children	4	79	5.1%	10.0%	11.9%	11.4%
% of FP17s for the same patient ID Re-attending within 3 months - Adults	38	224	17.0%	16.3%	17.2%	15.4%
% of FP17s for the same patient ID Re-attending between 3 & 9 months - Children	21	79	26.6%	50.0%	49.8%	59.8%
% of FP17s for the same patient ID Re-attending between 3 & 9 months - Adults	66	224	29.5%	38.6%	39.5%	52.1%
% of FP17s for Band 1 Urgent Courses	19	263	7.2%	11.8%	11.2%	9.2%
% of FP17s Relating to Free Repair or Replacements	2	263	0.8%	0.5%	0.5%	0.7%
% of FP17s Relating to Continuations	0	263	0.0%	0.5%	0.7%	0.8%
% of Patients satisfied with the dentistry they have received	0	0	N/A	89.8%	90.6%	93.4%
% of Patients satisfied with the time they had to wait for an appointment	0	0	N/A	84.2%	83.8%	87.6%

* This is based on patients treated on this contract for their most recent course of treatment. Figures in italics indicate the base number of FP17s or Patient Questionnaire responses are less than 100. N/A is shown where the base number of responses is less than 10 during the period. % is calculated as Quantity/Base number*100

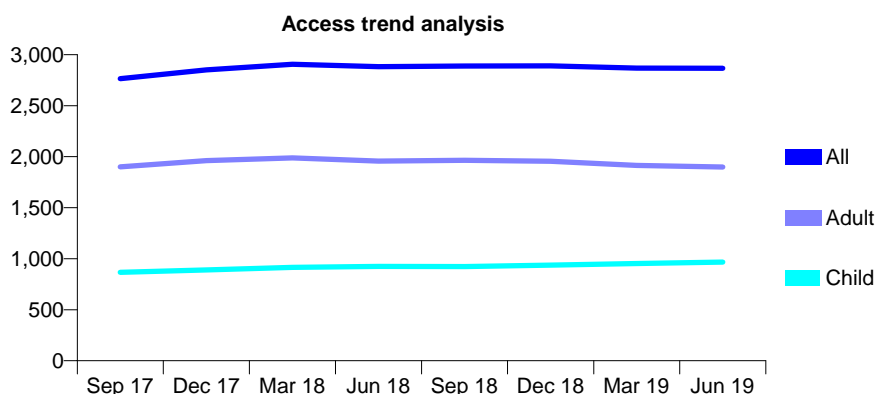
Q62 - Vital Signs At a Glance Contract Report for 839515/0001 - June 2019

Name or company name	MR C REDICAN
Contract type name	GDS Contract
Purpose of contract	General
Contract start date	01/04/2006
Contract end date	

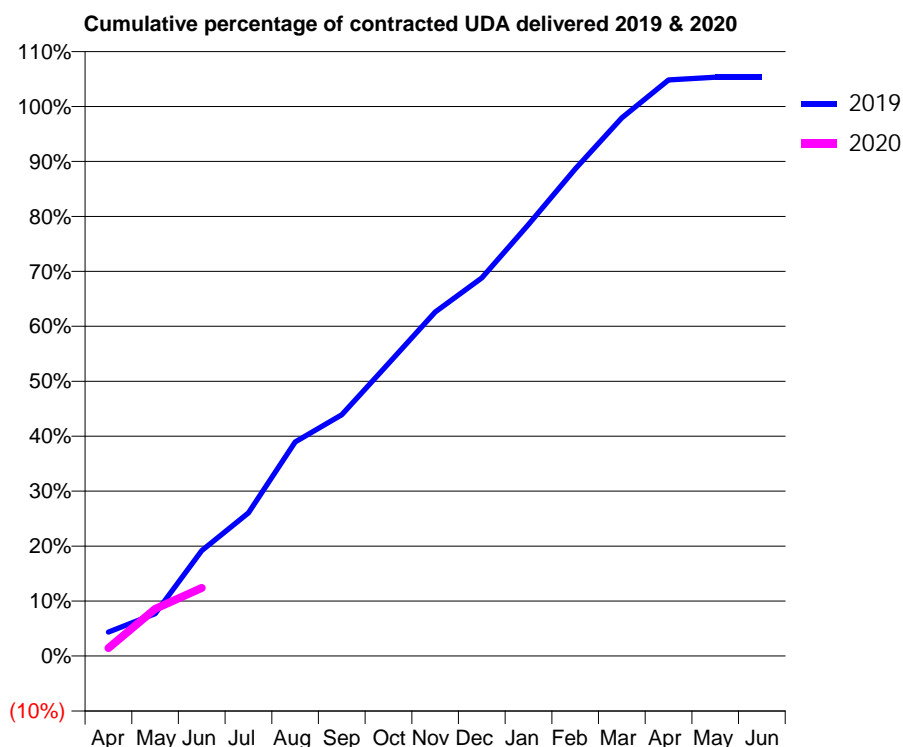
19/20 Contracted general activity (UDA)	5,074
Carry forward general activity (UDA)	0
19/20 Contracted orthodontic activity (UOA)	0
Carry forward orthodontic activity (UOA)	0
Baseline contract value	£159,113.67

ACCESS*

Patients seen in 24 months	Total	Change since previous quarter
Quarter ending June 2018	2,883	
Quarter ending September 2018	2,888	→
Quarter ending December 2018	2,891	→
Quarter ending March 2019	2,868	→
Quarter ending June 2019	2,866	→
Variance since June 2018	(0.6%)	→



ACTIVITY



Month	Adjusted Scheduled Activity (UDA)	
	2019	2020
April	221	74
May	391	435
June	973	629
July	1,322	
August	1,977	
September	2,228	
October	2,701	
November	3,176	
December	3,491	
January	3,986	
February	4,498	
March	4,969	
April	5,319	
May	5,345	
June	5,345	

QUALITY

	Quantity	Base Number	Contract	AT	Region	England
% of FP17s for the same patient ID Re-attending within 3 months - Children	17	252	6.7%	10.0%	11.9%	11.4%
% of FP17s for the same patient ID Re-attending within 3 months - Adults	84	366	23.0%	16.3%	17.2%	15.4%
% of FP17s for the same patient ID Re-attending between 3 & 9 months - Children	70	252	27.8%	50.0%	49.8%	59.8%
% of FP17s for the same patient ID Re-attending between 3 & 9 months - Adults	99	366	27.0%	38.6%	39.5%	52.1%
% of FP17s for Band 1 Urgent Courses	34	333	10.2%	11.8%	11.2%	9.2%
% of FP17s Relating to Free Repair or Replacements	0	333	0.0%	0.5%	0.5%	0.7%
% of FP17s Relating to Continuations	0	333	0.0%	0.5%	0.7%	0.8%
% of Patients satisfied with the dentistry they have received	1	1	N/A	89.8%	90.6%	93.4%
% of Patients satisfied with the time they had to wait for an appointment	0	1	N/A	84.2%	83.8%	87.6%

* This is based on patients treated on this contract for their most recent course of treatment. Figures in italics indicate the base number of FP17s or Patient Questionnaire responses are less than 100. N/A is shown where the base number of responses is less than 10 during the period. % is calculated as Quantity/Base number*100

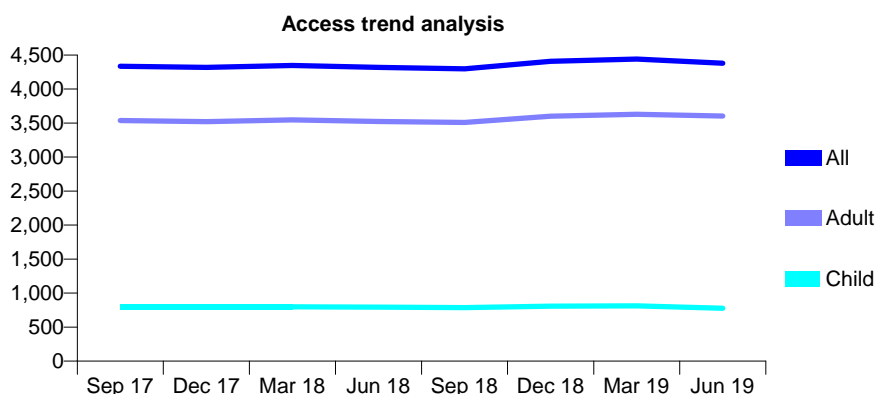
Q62 - Vital Signs At a Glance Contract Report for 839795/0001 - June 2019

Name or company name	MR K KARANTOUMANIS
Contract type name	GDS Contract
Purpose of contract	General
Contract start date	01/04/2006
Contract end date	

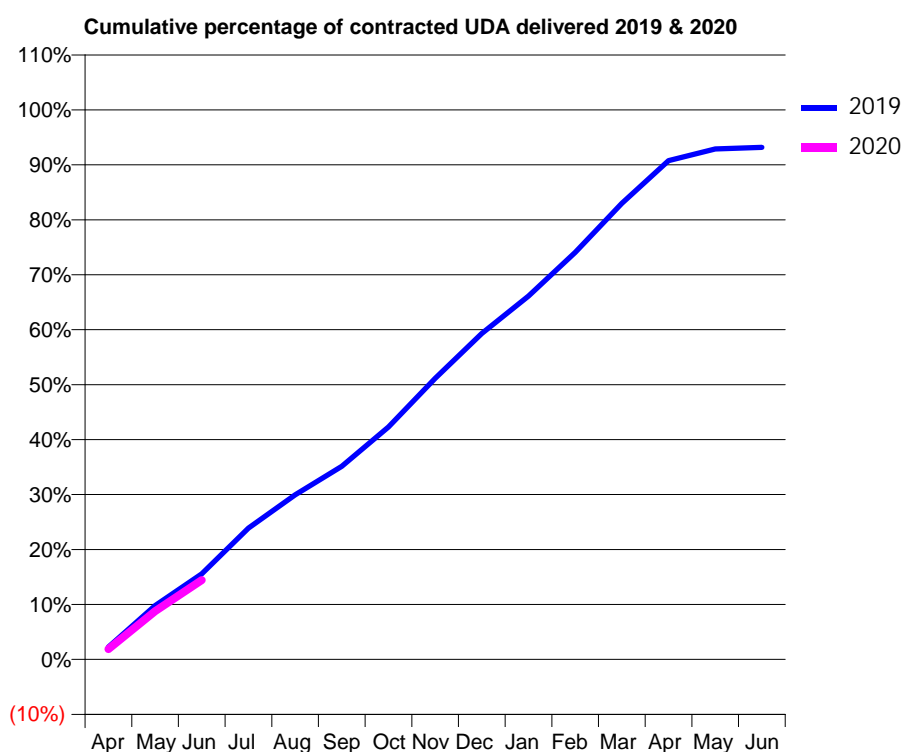
19/20 Contracted general activity (UDA)	15,386
Carry forward general activity (UDA)	0
19/20 Contracted orthodontic activity (UOA)	0
Carry forward orthodontic activity (UOA)	0
Baseline contract value	£444,716.94

ACCESS*

Patients seen in 24 months	Total	Change since previous quarter
Quarter ending June 2018	4,318	
Quarter ending September 2018	4,297	→
Quarter ending December 2018	4,409	↑
Quarter ending March 2019	4,441	→
Quarter ending June 2019	4,380	↓
Variance since June 2018	1.4%	→



ACTIVITY



Month	2019	2020
April	348	290
May	1,512	1,352
June	2,395	2,219
July	3,677	
August	4,611	
September	5,409	
October	6,509	
November	7,868	
December	9,127	
January	10,173	
February	11,397	
March	12,767	
April	13,963	
May	14,290	
June	14,336	

QUALITY

	Quantity	Base Number	Contract	AT	Region	England
% of FP17s for the same patient ID Re-attending within 3 months - Children	15	224	6.7%	10.0%	11.9%	11.4%
% of FP17s for the same patient ID Re-attending within 3 months - Adults	160	969	16.5%	16.3%	17.2%	15.4%
% of FP17s for the same patient ID Re-attending between 3 & 9 months - Children	133	224	59.4%	50.0%	49.8%	59.8%
% of FP17s for the same patient ID Re-attending between 3 & 9 months - Adults	377	969	38.9%	38.6%	39.5%	52.1%
% of FP17s for Band 1 Urgent Courses	114	860	13.3%	11.8%	11.2%	9.2%
% of FP17s Relating to Free Repair or Replacements	4	860	0.5%	0.5%	0.5%	0.7%
% of FP17s Relating to Continuations	1	860	0.1%	0.5%	0.7%	0.8%
% of Patients satisfied with the dentistry they have received	0	1	N/A	89.8%	90.6%	93.4%
% of Patients satisfied with the time they had to wait for an appointment	1	1	N/A	84.2%	83.8%	87.6%

* This is based on patients treated on this contract for their most recent course of treatment. Figures in italics indicate the base number of FP17s or Patient Questionnaire responses are less than 100. N/A is shown where the base number of responses is less than 10 during the period. % is calculated as Quantity/Base number*100

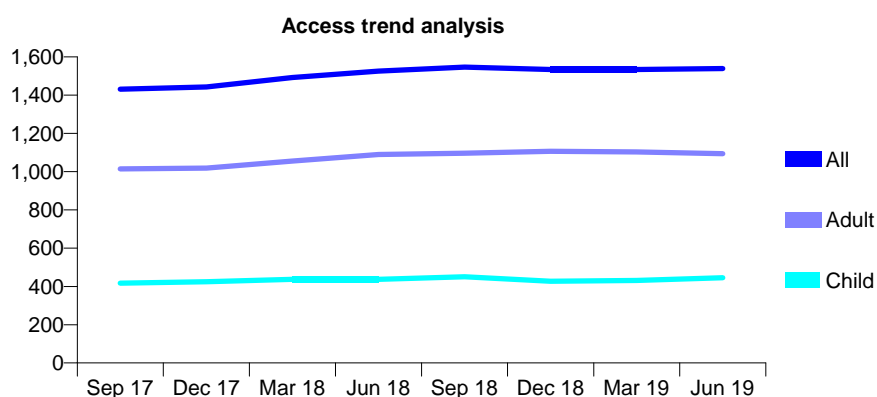
Q62 - Vital Signs At a Glance Contract Report for 843148/0001 - June 2019

Name or company name	MR SR MANAFI
Contract type name	GDS Contract
Purpose of contract	General
Contract start date	01/04/2006
Contract end date	

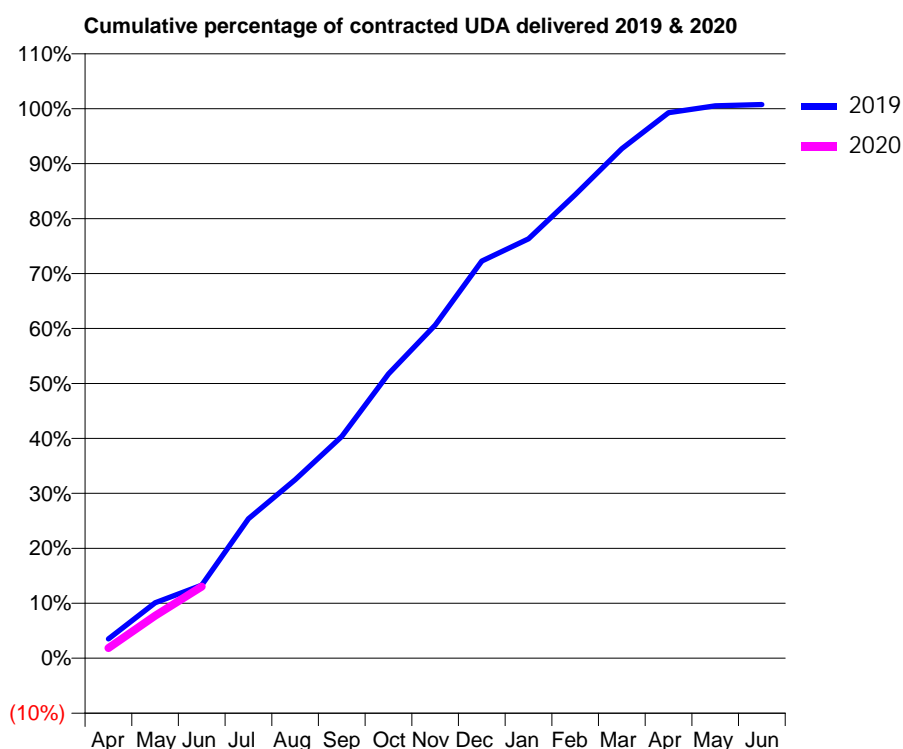
19/20 Contracted general activity (UDA)	5,756
Carry forward general activity (UDA)	0
19/20 Contracted orthodontic activity (UOA)	0
Carry forward orthodontic activity (UOA)	0
Baseline contract value	£228,562.41

ACCESS*

Patients seen in 24 months	Total	Change since previous quarter
Quarter ending June 2018	1,526	
Quarter ending September 2018	1,547	→
Quarter ending December 2018	1,534	→
Quarter ending March 2019	1,534	→
Quarter ending June 2019	1,539	→
Variance since June 2018	0.9%	→



ACTIVITY



Adjusted Scheduled Activity (UDA)		
Month	2019	2020
April	202	107
May	581	445
June	766	751
July	1,461	
August	1,869	
September	2,322	
October	2,977	
November	3,488	
December	4,159	
January	4,392	
February	4,854	
March	5,336	
April	5,714	
May	5,786	
June	5,798	

QUALITY

	Quantity	Base Number	Contract	AT	Region	England
% of FP17s for the same patient ID Re-attending within 3 months - Children	8	161	5.0%	10.0%	11.9%	11.4%
% of FP17s for the same patient ID Re-attending within 3 months - Adults	45	249	18.1%	16.3%	17.2%	15.4%
% of FP17s for the same patient ID Re-attending between 3 & 9 months - Children	80	161	49.7%	50.0%	49.8%	59.8%
% of FP17s for the same patient ID Re-attending between 3 & 9 months - Adults	96	249	38.6%	38.6%	39.5%	52.1%
% of FP17s for Band 1 Urgent Courses	48	281	17.1%	11.8%	11.2%	9.2%
% of FP17s Relating to Free Repair or Replacements	0	281	0.0%	0.5%	0.5%	0.7%
% of FP17s Relating to Continuations	0	281	0.0%	0.5%	0.7%	0.8%
% of Patients satisfied with the dentistry they have received	0	0	N/A	89.8%	90.6%	93.4%
% of Patients satisfied with the time they had to wait for an appointment	0	0	N/A	84.2%	83.8%	87.6%

* This is based on patients treated on this contract for their most recent course of treatment.

Figures in italics indicate the base number of FP17s or Patient Questionnaire responses are less than 100. N/A is shown where the base number of responses is less than 10 during the period. % is calculated as Quantity/Base number*100

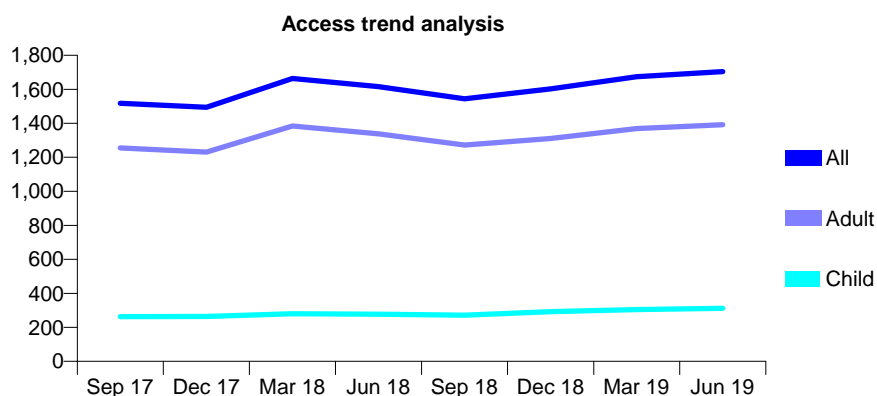
Q62 - Vital Signs At a Glance Contract Report for 846104/0001 - June 2019

Name or company name	Bhavish Thakrar and Jayesh Kotecha
Contract type name	GDS Contract
Purpose of contract	General
Contract start date	01/04/2006
Contract end date	

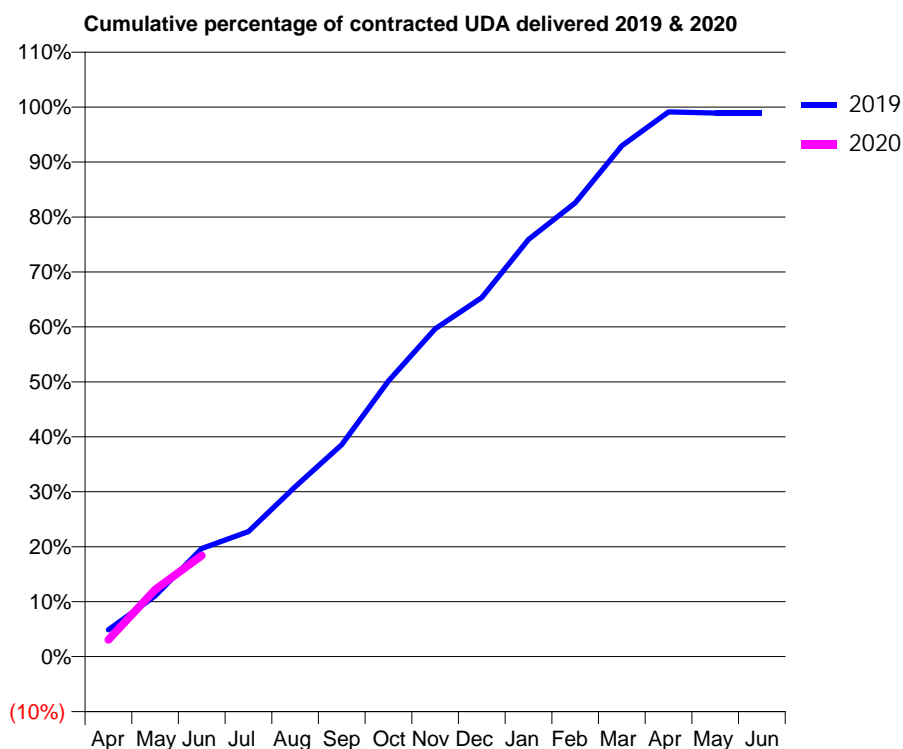
19/20 Contracted general activity (UDA)	6,599
Carry forward general activity (UDA)	0
19/20 Contracted orthodontic activity (UOA)	0
Carry forward orthodontic activity (UOA)	0
Baseline contract value	£242,537.61

ACCESS*

Patients seen in 24 months	Total	Change since previous quarter
Quarter ending June 2018	1,615	
Quarter ending September 2018	1,544	↓
Quarter ending December 2018	1,602	↑
Quarter ending March 2019	1,674	↑
Quarter ending June 2019	1,704	→
Variance since June 2018	5.5%	↑



ACTIVITY



Month	Adjusted Scheduled Activity (UDA)	
	2019	2020
April	323	203
May	730	805
June	1,299	1,214
July	1,501	
August	2,041	
September	2,545	
October	3,311	
November	3,938	
December	4,312	
January	5,010	
February	5,448	
March	6,133	
April	6,541	
May	6,529	
June	6,529	

QUALITY

	Quantity	Base Number	Contract	AT	Region	England
% of FP17s for the same patient ID Re-attending within 3 months - Children	4	82	4.9%	10.0%	11.9%	11.4%
% of FP17s for the same patient ID Re-attending within 3 months - Adults	113	463	24.4%	16.3%	17.2%	15.4%
% of FP17s for the same patient ID Re-attending between 3 & 9 months - Children	28	82	34.1%	50.0%	49.8%	59.8%
% of FP17s for the same patient ID Re-attending between 3 & 9 months - Adults	114	463	24.6%	38.6%	39.5%	52.1%
% of FP17s for Band 1 Urgent Courses	124	436	28.4%	11.8%	11.2%	9.2%
% of FP17s Relating to Free Repair or Replacements	3	436	0.7%	0.5%	0.5%	0.7%
% of FP17s Relating to Continuations	7	436	1.6%	0.5%	0.7%	0.8%
% of Patients satisfied with the dentistry they have received	0	0	N/A	89.8%	90.6%	93.4%
% of Patients satisfied with the time they had to wait for an appointment	0	0	N/A	84.2%	83.8%	87.6%

* This is based on patients treated on this contract for their most recent course of treatment. Figures in italics indicate the base number of FP17s or Patient Questionnaire responses are less than 100. N/A is shown where the base number of responses is less than 10 during the period. % is calculated as Quantity/Base number*100

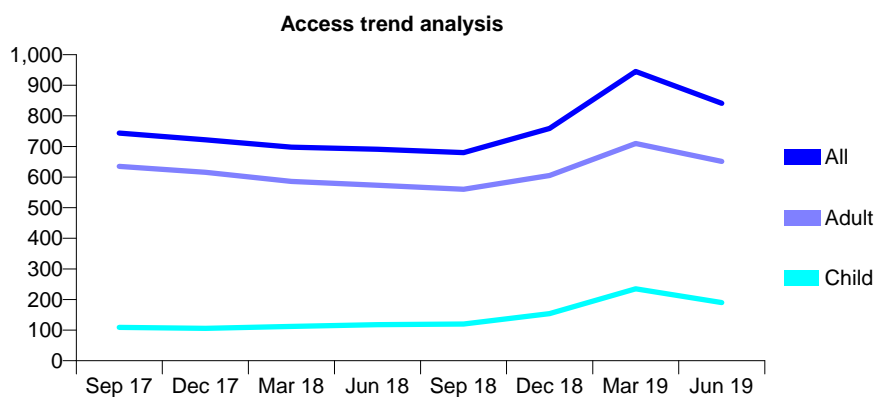
Q62 - Vital Signs At a Glance Contract Report for 849014/0004 - June 2019

Name or company name	MISS E VAZIR
Contract type name	GDS Contract
Purpose of contract	General
Contract start date	01/05/2013
Contract end date	

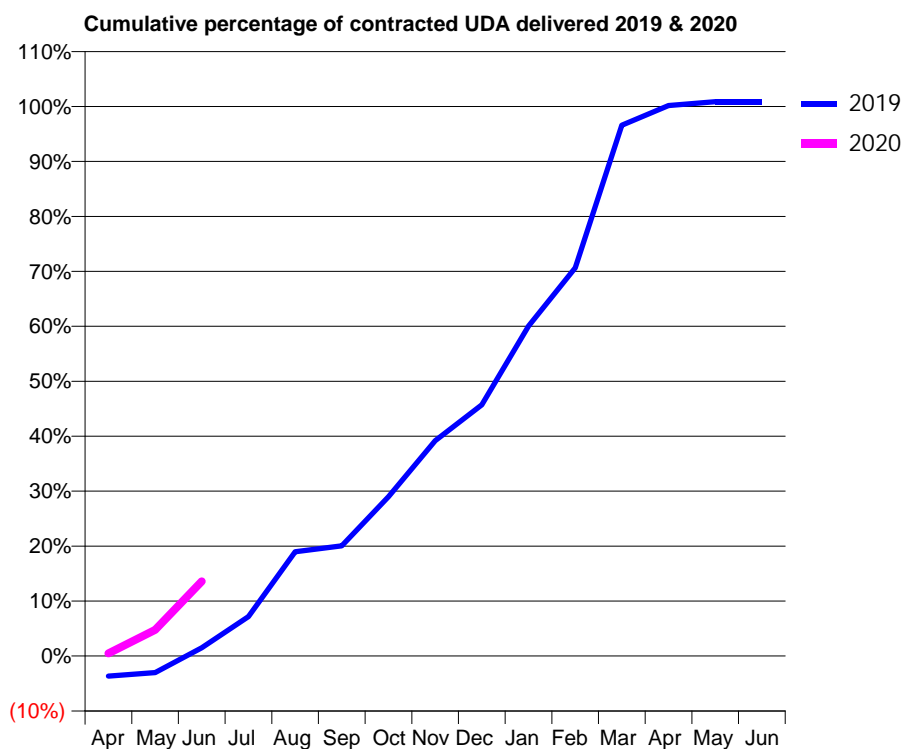
19/20 Contracted general activity (UDA)	4,000
Carry forward general activity (UDA)	0
19/20 Contracted orthodontic activity (UOA)	0
Carry forward orthodontic activity (UOA)	0
Baseline contract value	£109,580.65

ACCESS*

Patients seen in 24 months	Total	Change since previous quarter
Quarter ending June 2018	691	
Quarter ending September 2018	680	↓
Quarter ending December 2018	759	↑
Quarter ending March 2019	945	↑
Quarter ending June 2019	841	↓
Variance since June 2018	21.7%	↑



ACTIVITY



Month	Adjusted Scheduled Activity (UDA)	
	2019	2020
April	-147	19
May	-121	191
June	60	543
July	288	
August	758	
September	802	
October	1,160	
November	1,568	
December	1,828	
January	2,401	
February	2,826	
March	3,864	
April	4,006	
May	4,035	
June	4,035	

QUALITY

	Quantity	Base Number	Contract	AT	Region	England
% of FP17s for the same patient ID Re-attending within 3 months - Children	3	47	6.4%	10.0%	11.9%	11.4%
% of FP17s for the same patient ID Re-attending within 3 months - Adults	33	126	26.2%	16.3%	17.2%	15.4%
% of FP17s for the same patient ID Re-attending between 3 & 9 months - Children	18	47	38.3%	50.0%	49.8%	59.8%
% of FP17s for the same patient ID Re-attending between 3 & 9 months - Adults	28	126	22.2%	38.6%	39.5%	52.1%
% of FP17s for Band 1 Urgent Courses	6	109	5.5%	11.8%	11.2%	9.2%
% of FP17s Relating to Free Repair or Replacements	0	109	0.0%	0.5%	0.5%	0.7%
% of FP17s Relating to Continuations	1	109	0.9%	0.5%	0.7%	0.8%
% of Patients satisfied with the dentistry they have received	1	1	N/A	89.8%	90.6%	93.4%
% of Patients satisfied with the time they had to wait for an appointment	1	1	N/A	84.2%	83.8%	87.6%

* This is based on patients treated on this contract for their most recent course of treatment. Figures in italics indicate the base number of FP17s or Patient Questionnaire responses are less than 100. N/A is shown where the base number of responses is less than 10 during the period. % is calculated as Quantity/Base number*100

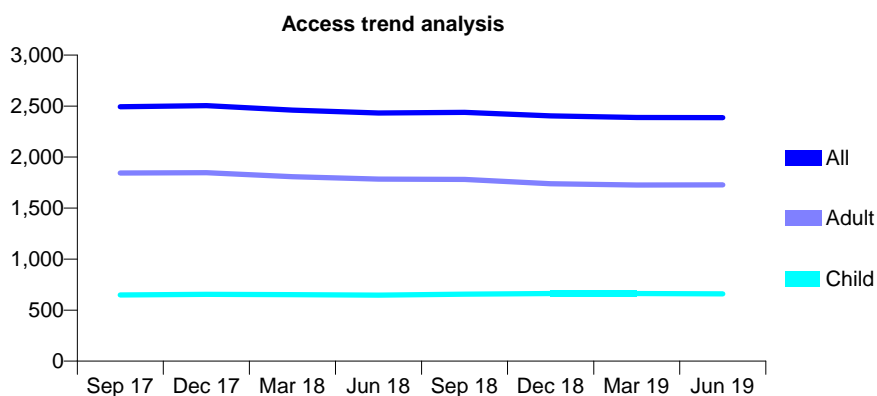
Q62 - Vital Signs At a Glance Contract Report for 849146/0001 - June 2019

Name or company name	MR A ARBABI
Contract type name	GDS Contract
Purpose of contract	General
Contract start date	01/04/2006
Contract end date	

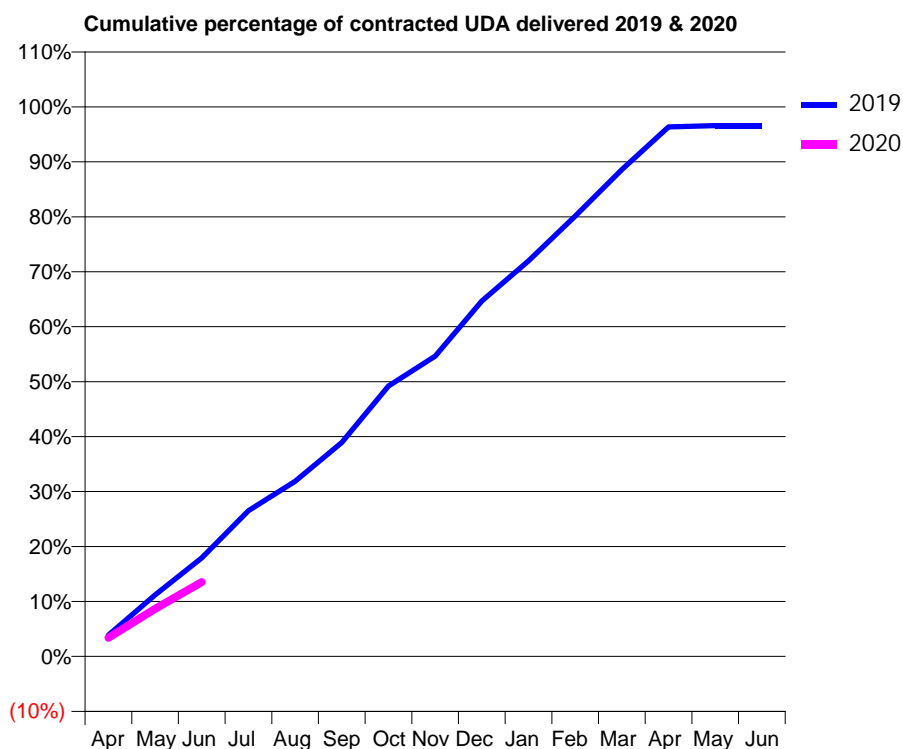
19/20 Contracted general activity (UDA)	6,545
Carry forward general activity (UDA)	0
19/20 Contracted orthodontic activity (UOA)	0
Carry forward orthodontic activity (UOA)	0
Baseline contract value	£197,081.39

ACCESS*

Patients seen in 24 months	Total	Change since previous quarter
Quarter ending June 2018	2,432	
Quarter ending September 2018	2,438	→
Quarter ending December 2018	2,403	↓
Quarter ending March 2019	2,389	→
Quarter ending June 2019	2,386	→
Variance since June 2018	(1.9%)	↓



ACTIVITY



Month	2019	2020
April	255	222
May	732	569
June	1,172	885
July	1,734	
August	2,086	
September	2,547	
October	3,221	
November	3,576	
December	4,231	
January	4,712	
February	5,243	
March	5,798	
April	6,306	
May	6,322	
June	6,322	

QUALITY

	Quantity	Base Number	Contract	AT	Region	England
% of FP17s for the same patient ID Re-attending within 3 months - Children	5	144	3.5%	10.0%	11.9%	11.4%
% of FP17s for the same patient ID Re-attending within 3 months - Adults	48	382	12.6%	16.3%	17.2%	15.4%
% of FP17s for the same patient ID Re-attending between 3 & 9 months - Children	73	144	50.7%	50.0%	49.8%	59.8%
% of FP17s for the same patient ID Re-attending between 3 & 9 months - Adults	126	382	33.0%	38.6%	39.5%	52.1%
% of FP17s for Band 1 Urgent Courses	39	398	9.8%	11.8%	11.2%	9.2%
% of FP17s Relating to Free Repair or Replacements	0	398	0.0%	0.5%	0.5%	0.7%
% of FP17s Relating to Continuations	0	398	0.0%	0.5%	0.7%	0.8%
% of Patients satisfied with the dentistry they have received	0	0	N/A	89.8%	90.6%	93.4%
% of Patients satisfied with the time they had to wait for an appointment	0	0	N/A	84.2%	83.8%	87.6%

* This is based on patients treated on this contract for their most recent course of treatment. Figures in italics indicate the base number of FP17s or Patient Questionnaire responses are less than 100. N/A is shown where the base number of responses is less than 10 during the period. % is calculated as Quantity/Base number*100

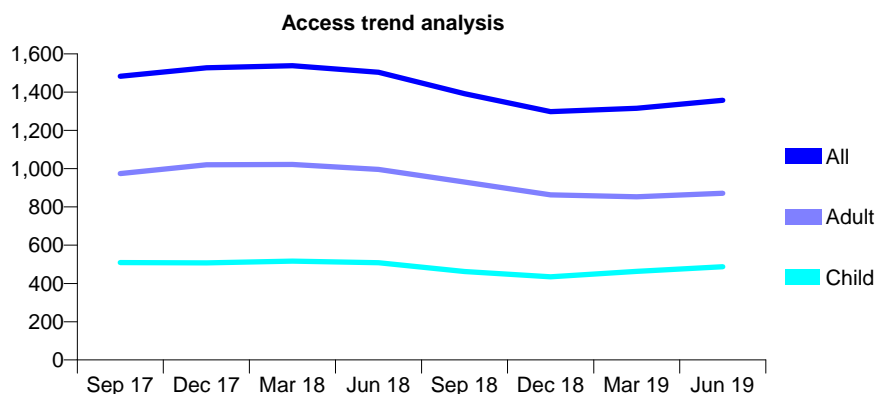
Q62 - Vital Signs At a Glance Contract Report for 852945/0001 - June 2019

Name or company name	Ahmed Al-Morhiby
Contract type name	GDS Contract
Purpose of contract	General
Contract start date	01/04/2006
Contract end date	

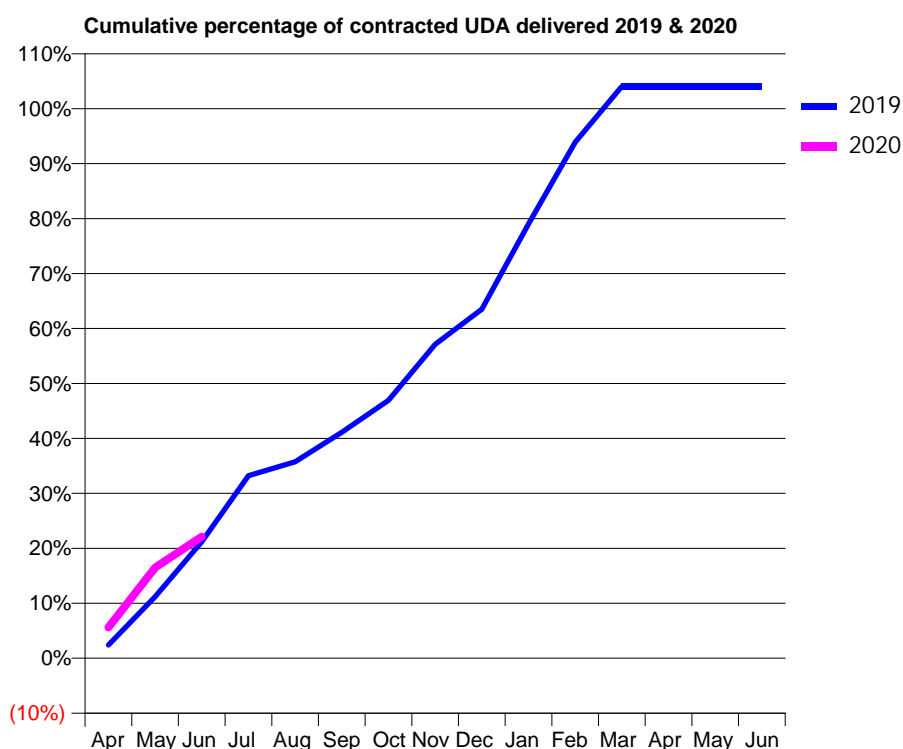
19/20 Contracted general activity (UDA)	3,492
Carry forward general activity (UDA)	0
19/20 Contracted orthodontic activity (UOA)	0
Carry forward orthodontic activity (UOA)	0
Baseline contract value	£110,760.52

ACCESS*

Patients seen in 24 months	Total	Change since previous quarter
Quarter ending June 2018	1,504	
Quarter ending September 2018	1,392	↓
Quarter ending December 2018	1,298	↓
Quarter ending March 2019	1,316	→
Quarter ending June 2019	1,358	↑
Variance since June 2018	(9.7%)	↓



ACTIVITY



Month	2019	2020
April	85	196
May	391	576
June	740	773
July	1,160	
August	1,249	
September	1,436	
October	1,638	
November	1,995	
December	2,217	
January	2,759	
February	3,279	
March	3,633	
April	3,633	
May	3,633	
June	3,633	

QUALITY

	Quantity	Base Number	Contract	AT	Region	England
% of FP17s for the same patient ID Re-attending within 3 months - Children	10	129	7.8%	10.0%	11.9%	11.4%
% of FP17s for the same patient ID Re-attending within 3 months - Adults	18	148	12.2%	16.3%	17.2%	15.4%
% of FP17s for the same patient ID Re-attending between 3 & 9 months - Children	51	129	39.5%	50.0%	49.8%	59.8%
% of FP17s for the same patient ID Re-attending between 3 & 9 months - Adults	20	148	13.5%	38.6%	39.5%	52.1%
% of FP17s for Band 1 Urgent Courses	43	277	15.5%	11.8%	11.2%	9.2%
% of FP17s Relating to Free Repair or Replacements	0	277	0.0%	0.5%	0.5%	0.7%
% of FP17s Relating to Continuations	1	277	0.4%	0.5%	0.7%	0.8%
% of Patients satisfied with the dentistry they have received	1	1	N/A	89.8%	90.6%	93.4%
% of Patients satisfied with the time they had to wait for an appointment	0	1	N/A	84.2%	83.8%	87.6%

* This is based on patients treated on this contract for their most recent course of treatment.

Figures in italics indicate the base number of FP17s or Patient Questionnaire responses are less than 100. N/A is shown where the base number of responses is less than 10 during the period. % is calculated as Quantity/Base number*100

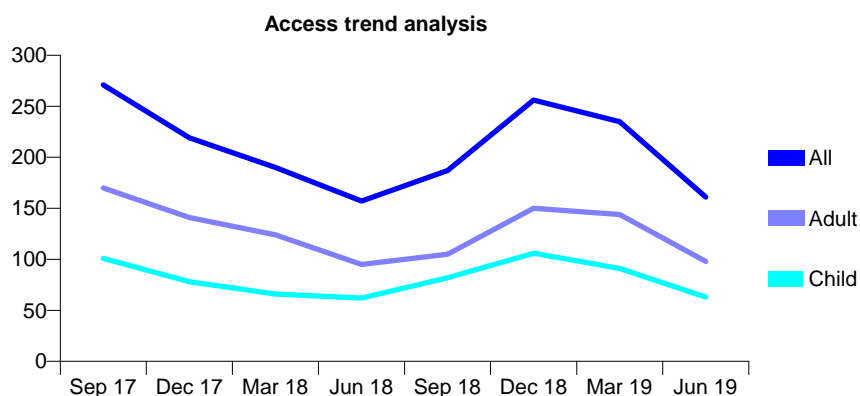
Q62 - Vital Signs At a Glance Contract Report for 852945/0002 - June 2019

Name or company name	Ahmed Al-Morhiby
Contract type name	GDS Contract
Purpose of contract	General
Contract start date	01/12/2007
Contract end date	

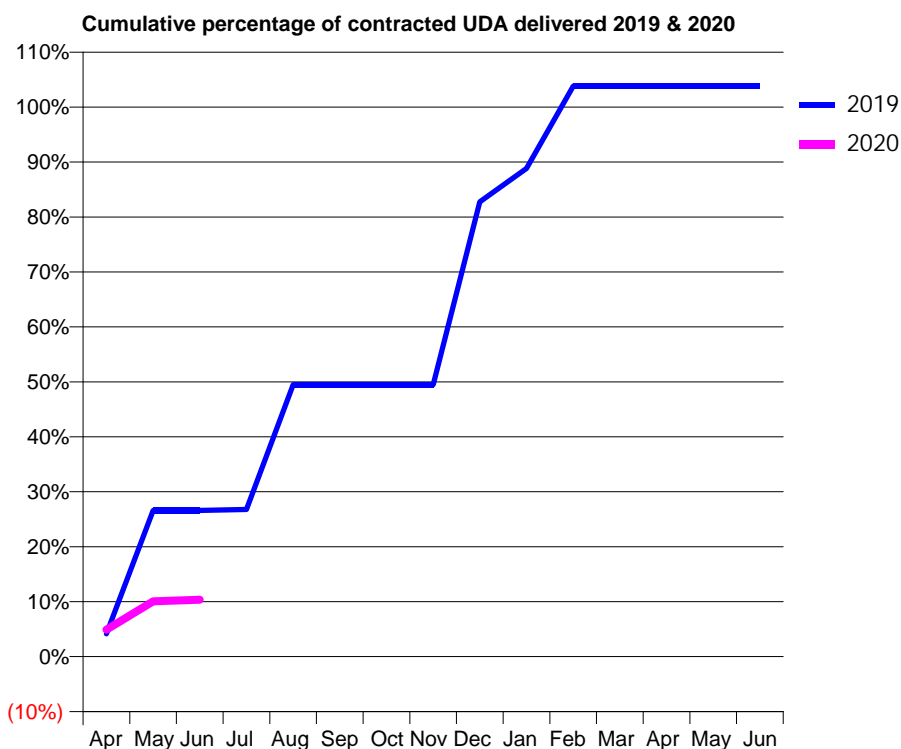
19/20 Contracted general activity (UDA)	700
Carry forward general activity (UDA)	0
19/20 Contracted orthodontic activity (UOA)	0
Carry forward orthodontic activity (UOA)	0
Baseline contract value	£23,064.02

ACCESS*

Patients seen in 24 months	Total	Change since previous quarter
Quarter ending June 2018	157	
Quarter ending September 2018	187	↑
Quarter ending December 2018	256	↑
Quarter ending March 2019	235	↓
Quarter ending June 2019	161	↓
Variance since June 2018	2.5%	↑



ACTIVITY



Month	Adjusted Scheduled Activity (UDA)	
	2019	2020
April	29	34
May	186	70
June	186	72
July	187	
August	346	
September	346	
October	346	
November	346	
December	579	
January	622	
February	727	
March	727	
April	727	
May	727	
June	727	

QUALITY

	Quantity	Base Number	Contract	AT	Region	England
% of FP17s for the same patient ID Re-attending within 3 months - Children	0	14	0.0%	10.0%	11.9%	11.4%
% of FP17s for the same patient ID Re-attending within 3 months - Adults	0	15	0.0%	16.3%	17.2%	15.4%
% of FP17s for the same patient ID Re-attending between 3 & 9 months - Children	2	14	14.3%	50.0%	49.8%	59.8%
% of FP17s for the same patient ID Re-attending between 3 & 9 months - Adults	0	15	0.0%	38.6%	39.5%	52.1%
% of FP17s for Band 1 Urgent Courses	2	29	6.9%	11.8%	11.2%	9.2%
% of FP17s Relating to Free Repair or Replacements	0	29	0.0%	0.5%	0.5%	0.7%
% of FP17s Relating to Continuations	0	29	0.0%	0.5%	0.7%	0.8%
% of Patients satisfied with the dentistry they have received	0	0	N/A	89.8%	90.6%	93.4%
% of Patients satisfied with the time they had to wait for an appointment	0	0	N/A	84.2%	83.8%	87.6%

* This is based on patients treated on this contract for their most recent course of treatment. Figures in italics indicate the base number of FP17s or Patient Questionnaire responses are less than 100. N/A is shown where the base number of responses is less than 10 during the period. % is calculated as Quantity/Base number*100

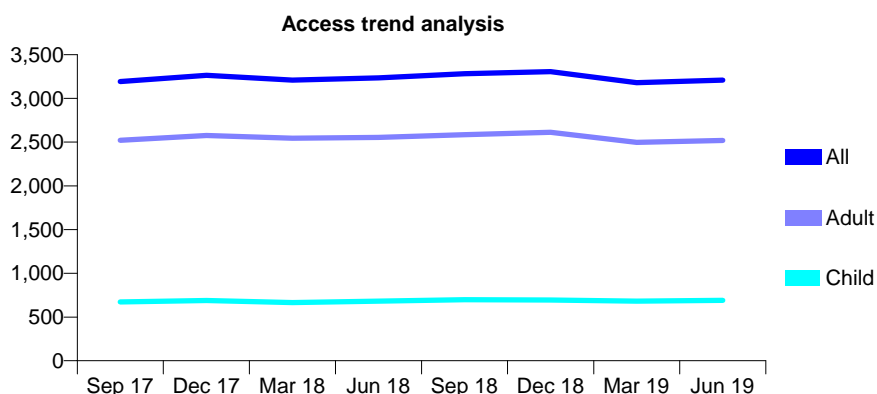
Q62 - Vital Signs At a Glance Contract Report for 857971/0001 - June 2019

Name or company name	MR I BAIC
Contract type name	GDS Contract
Purpose of contract	General
Contract start date	01/04/2006
Contract end date	

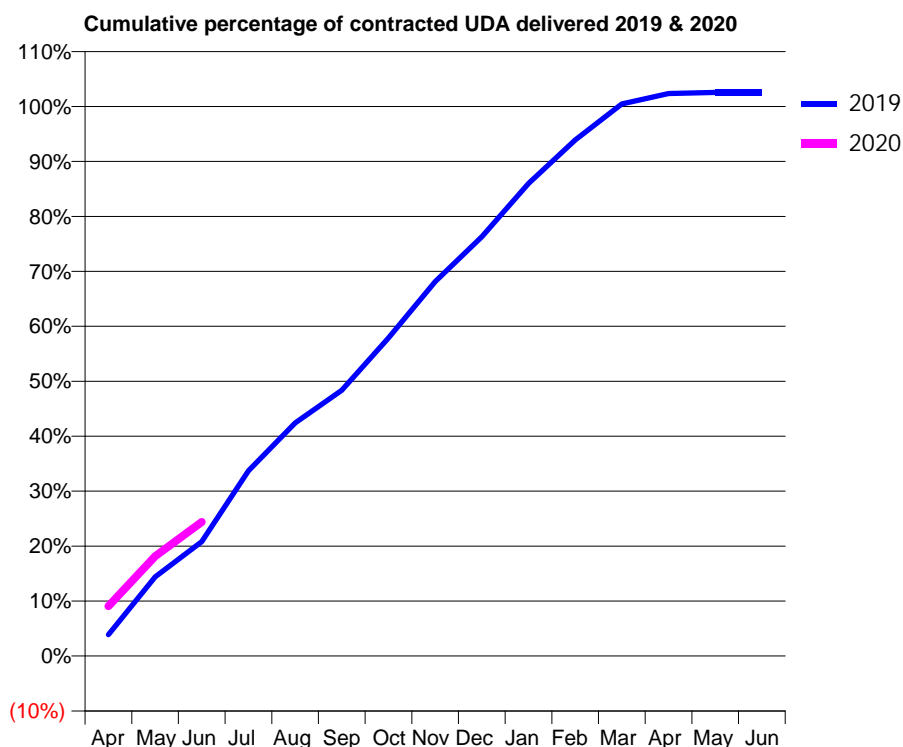
19/20 Contracted general activity (UDA)	9,225
Carry forward general activity (UDA)	0
19/20 Contracted orthodontic activity (UOA)	0
Carry forward orthodontic activity (UOA)	0
Baseline contract value	£274,693.36

ACCESS*

Patients seen in 24 months	Total	Change since previous quarter
Quarter ending June 2018	3,236	
Quarter ending September 2018	3,283	→
Quarter ending December 2018	3,305	→
Quarter ending March 2019	3,180	↓
Quarter ending June 2019	3,209	→
Variance since June 2018	(0.8%)	→



ACTIVITY



Month	Adjusted Scheduled Activity (UDA)	
	2019	2020
April	359	839
May	1,329	1,676
June	1,919	2,251
July	3,110	
August	3,913	
September	4,461	
October	5,341	
November	6,285	
December	7,036	
January	7,933	
February	8,663	
March	9,267	
April	9,442	
May	9,460	
June	9,460	

QUALITY

	Quantity	Base Number	Contract	AT	Region	England
% of FP17s for the same patient ID Re-attending within 3 months - Children	33	211	15.6%	10.0%	11.9%	11.4%
% of FP17s for the same patient ID Re-attending within 3 months - Adults	141	713	19.8%	16.3%	17.2%	15.4%
% of FP17s for the same patient ID Re-attending between 3 & 9 months - Children	88	211	41.7%	50.0%	49.8%	59.8%
% of FP17s for the same patient ID Re-attending between 3 & 9 months - Adults	282	713	39.6%	38.6%	39.5%	52.1%
% of FP17s for Band 1 Urgent Courses	162	834	19.4%	11.8%	11.2%	9.2%
% of FP17s Relating to Free Repair or Replacements	1	834	0.1%	0.5%	0.5%	0.7%
% of FP17s Relating to Continuations	4	834	0.5%	0.5%	0.7%	0.8%
% of Patients satisfied with the dentistry they have received	0	0	N/A	89.8%	90.6%	93.4%
% of Patients satisfied with the time they had to wait for an appointment	0	0	N/A	84.2%	83.8%	87.6%

* This is based on patients treated on this contract for their most recent course of treatment. Figures in italics indicate the base number of FP17s or Patient Questionnaire responses are less than 100. N/A is shown where the base number of responses is less than 10 during the period. % is calculated as Quantity/Base number*100

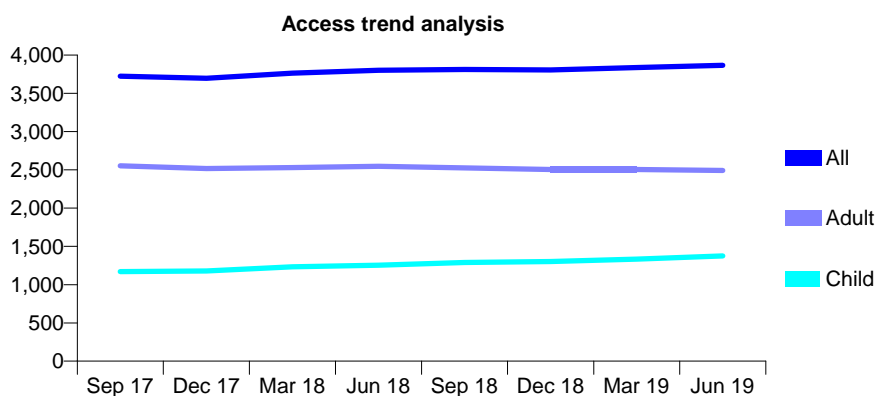
Q62 - Vital Signs At a Glance Contract Report for 862274/0001 - June 2019

Name or company name	MR D PATEL
Contract type name	GDS Contract
Purpose of contract	General
Contract start date	01/04/2008
Contract end date	

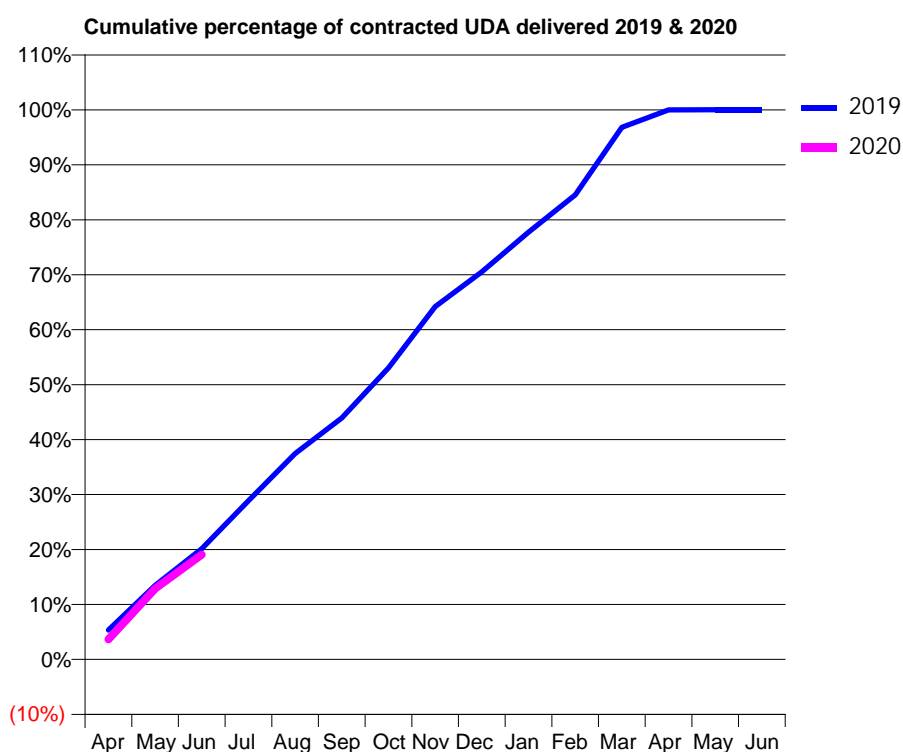
19/20 Contracted general activity (UDA)	12,778
Carry forward general activity (UDA)	0
19/20 Contracted orthodontic activity (UOA)	0
Carry forward orthodontic activity (UOA)	0
Baseline contract value	£400,726.63

ACCESS*

Patients seen in 24 months	Total	Change since previous quarter
Quarter ending June 2018	3,801	
Quarter ending September 2018	3,813	→
Quarter ending December 2018	3,806	→
Quarter ending March 2019	3,837	→
Quarter ending June 2019	3,866	→
Variance since June 2018	1.7%	→



ACTIVITY



Month	Adjusted Scheduled Activity (UDA)	
	2019	2020
April	683	466
May	1,723	1,648
June	2,573	2,435
July	3,693	
August	4,790	
September	5,613	
October	6,780	
November	8,202	
December	9,008	
January	9,935	
February	10,802	
March	12,371	
April	12,777	
May	12,781	
June	12,781	

QUALITY

	Quantity	Base Number	Contract	AT	Region	England
% of FP17s for the same patient ID Re-attending within 3 months - Children	54	560	9.6%	10.0%	11.9%	11.4%
% of FP17s for the same patient ID Re-attending within 3 months - Adults	125	747	16.7%	16.3%	17.2%	15.4%
% of FP17s for the same patient ID Re-attending between 3 & 9 months - Children	355	560	63.4%	50.0%	49.8%	59.8%
% of FP17s for the same patient ID Re-attending between 3 & 9 months - Adults	353	747	47.3%	38.6%	39.5%	52.1%
% of FP17s for Band 1 Urgent Courses	164	1,147	14.3%	11.8%	11.2%	9.2%
% of FP17s Relating to Free Repair or Replacements	8	1,147	0.7%	0.5%	0.5%	0.7%
% of FP17s Relating to Continuations	1	1,147	0.1%	0.5%	0.7%	0.8%
% of Patients satisfied with the dentistry they have received	2	2	N/A	89.8%	90.6%	93.4%
% of Patients satisfied with the time they had to wait for an appointment	2	2	N/A	84.2%	83.8%	87.6%

* This is based on patients treated on this contract for their most recent course of treatment. Figures in italics indicate the base number of FP17s or Patient Questionnaire responses are less than 100. N/A is shown where the base number of responses is less than 10 during the period. % is calculated as Quantity/Base number*100

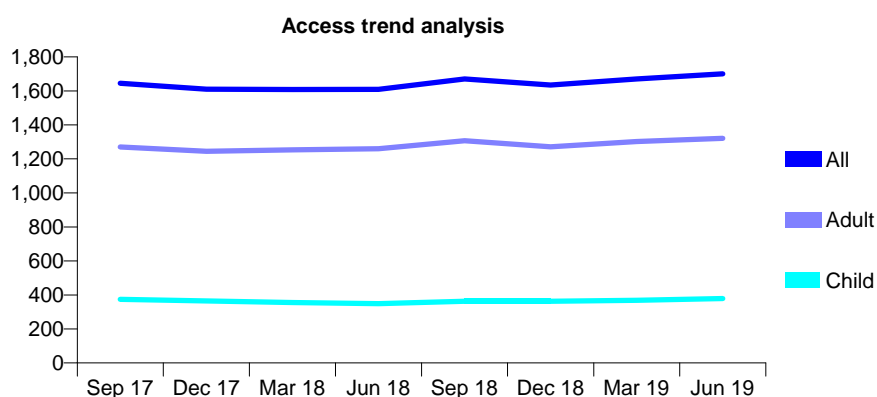
Q62 - Vital Signs At a Glance Contract Report for 886971/0001 - June 2019

Name or company name	MR AK SACHDEV
Contract type name	GDS Contract
Purpose of contract	General
Contract start date	01/04/2006
Contract end date	

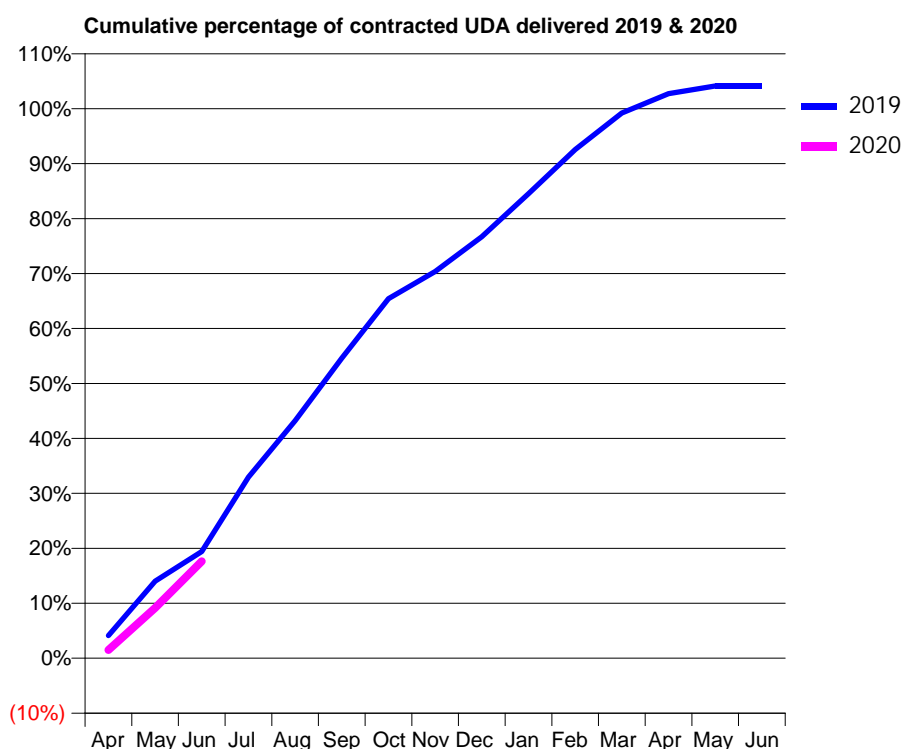
19/20 Contracted general activity (UDA)	6,645
Carry forward general activity (UDA)	0
19/20 Contracted orthodontic activity (UOA)	0
Carry forward orthodontic activity (UOA)	0
Baseline contract value	£191,712.01

ACCESS*

Patients seen in 24 months	Total	Change since previous quarter
Quarter ending June 2018	1,609	
Quarter ending September 2018	1,670	↑
Quarter ending December 2018	1,634	↓
Quarter ending March 2019	1,670	↑
Quarter ending June 2019	1,700	→
Variance since June 2018	5.7%	↑



ACTIVITY



Adjusted Scheduled Activity (UDA)		
Month	2019	2020
April	273	100
May	932	608
June	1,291	1,172
July	2,189	
August	2,873	
September	3,627	
October	4,347	
November	4,676	
December	5,097	
January	5,618	
February	6,150	
March	6,592	
April	6,826	
May	6,919	
June	6,919	

QUALITY

	Quantity	Base Number	Contract	AT	Region	England
% of FP17s for the same patient ID Re-attending within 3 months - Children	0	83	0.0%	10.0%	11.9%	11.4%
% of FP17s for the same patient ID Re-attending within 3 months - Adults	1	260	0.4%	16.3%	17.2%	15.4%
% of FP17s for the same patient ID Re-attending between 3 & 9 months - Children	20	83	24.1%	50.0%	49.8%	59.8%
% of FP17s for the same patient ID Re-attending between 3 & 9 months - Adults	72	260	27.7%	38.6%	39.5%	52.1%
% of FP17s for Band 1 Urgent Courses	1	270	0.4%	11.8%	11.2%	9.2%
% of FP17s Relating to Free Repair or Replacements	0	270	0.0%	0.5%	0.5%	0.7%
% of FP17s Relating to Continuations	0	270	0.0%	0.5%	0.7%	0.8%
% of Patients satisfied with the dentistry they have received	5	5	N/A	89.8%	90.6%	93.4%
% of Patients satisfied with the time they had to wait for an appointment	5	5	N/A	84.2%	83.8%	87.6%

* This is based on patients treated on this contract for their most recent course of treatment.

Figures in italics indicate the base number of FP17s or Patient Questionnaire responses are less than 100. N/A is shown where the base number of responses is less than 10 during the period. % is calculated as Quantity/Base number*100

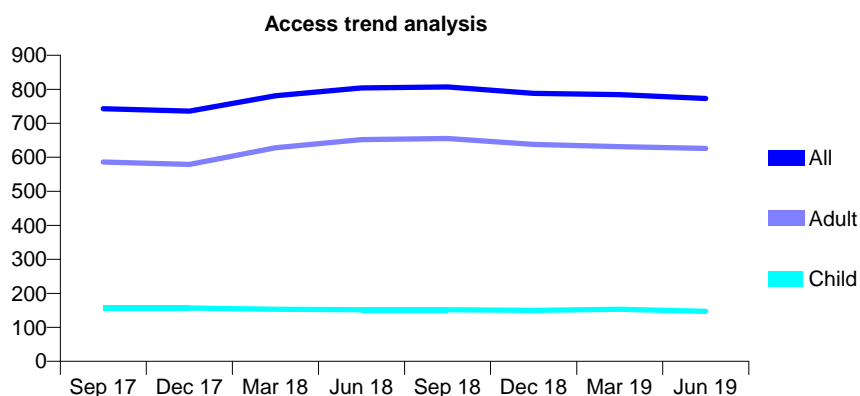
Q62 - Vital Signs At a Glance Contract Report for 887536/0001 - June 2019

Name or company name	MR AR PATEL
Contract type name	GDS Contract
Purpose of contract	General
Contract start date	01/04/2015
Contract end date	

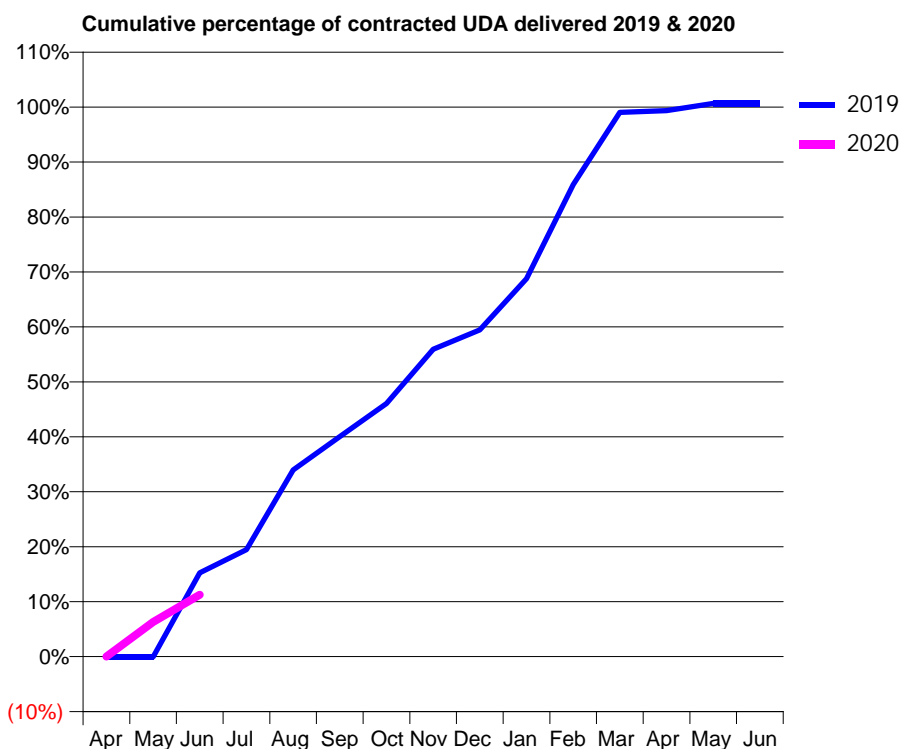
19/20 Contracted general activity (UDA)	1,838
Carry forward general activity (UDA)	0
19/20 Contracted orthodontic activity (UOA)	0
Carry forward orthodontic activity (UOA)	0
Baseline contract value	£59,028.22

ACCESS*

Patients seen in 24 months	Total	Change since previous quarter
Quarter ending June 2018	804	
Quarter ending September 2018	807	→
Quarter ending December 2018	788	↓
Quarter ending March 2019	784	→
Quarter ending June 2019	773	↓
Variance since June 2018	(3.9%)	↓



ACTIVITY



Month	Adjusted Scheduled Activity (UDA)	
	2019	2020
April	-1	0
May	-1	116
June	280	207
July	358	
August	624	
September	736	
October	846	
November	1,028	
December	1,092	
January	1,264	
February	1,579	
March	1,820	
April	1,826	
May	1,850	
June	1,850	

QUALITY

	Quantity	Base Number	Contract	AT	Region	England
% of FP17s for the same patient ID Re-attending within 3 months - Children	2	23	8.7%	10.0%	11.9%	11.4%
% of FP17s for the same patient ID Re-attending within 3 months - Adults	7	70	10.0%	16.3%	17.2%	15.4%
% of FP17s for the same patient ID Re-attending between 3 & 9 months - Children	10	23	43.5%	50.0%	49.8%	59.8%
% of FP17s for the same patient ID Re-attending between 3 & 9 months - Adults	13	70	18.6%	38.6%	39.5%	52.1%
% of FP17s for Band 1 Urgent Courses	2	87	2.3%	11.8%	11.2%	9.2%
% of FP17s Relating to Free Repair or Replacements	0	87	0.0%	0.5%	0.5%	0.7%
% of FP17s Relating to Continuations	1	87	1.1%	0.5%	0.7%	0.8%
% of Patients satisfied with the dentistry they have received	1	2	N/A	89.8%	90.6%	93.4%
% of Patients satisfied with the time they had to wait for an appointment	1	2	N/A	84.2%	83.8%	87.6%

* This is based on patients treated on this contract for their most recent course of treatment. Figures in italics indicate the base number of FP17s or Patient Questionnaire responses are less than 100. N/A is shown where the base number of responses is less than 10 during the period. % is calculated as Quantity/Base number*100

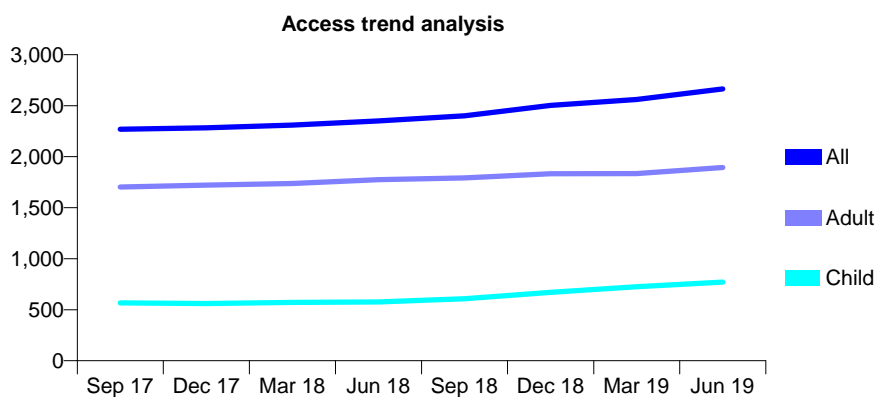
Q62 - Vital Signs At a Glance Contract Report for 88869/0002 - June 2019

Name or company name	VAS Partnership
Contract type name	GDS Contract
Purpose of contract	General
Contract start date	01/06/2011
Contract end date	

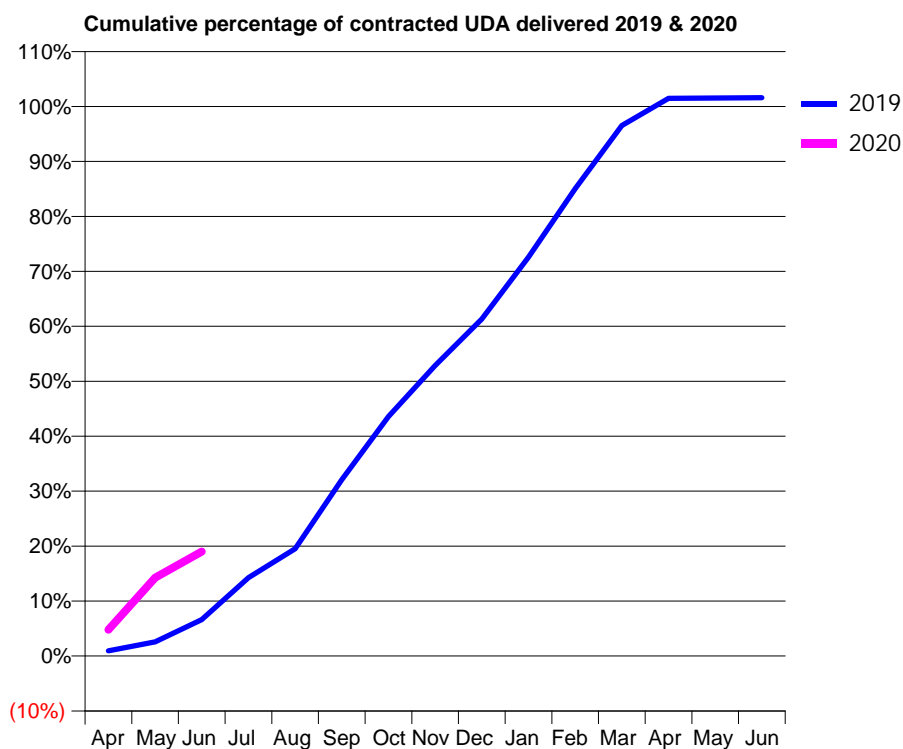
19/20 Contracted general activity (UDA)	5,346
Carry forward general activity (UDA)	0
19/20 Contracted orthodontic activity (UOA)	0
Carry forward orthodontic activity (UOA)	0
Baseline contract value	£160,274.62

ACCESS*

Patients seen in 24 months	Total	Change since previous quarter
Quarter ending June 2018	2,351	
Quarter ending September 2018	2,401	↑
Quarter ending December 2018	2,503	↑
Quarter ending March 2019	2,561	↑
Quarter ending June 2019	2,665	↑
Variance since June 2018	13.4%	↑



ACTIVITY



Month	Adjusted Scheduled Activity (UDA)	
	2019	2020
April	51	257
May	139	762
June	354	1,017
July	762	
August	1,044	
September	1,714	
October	2,329	
November	2,826	
December	3,277	
January	3,881	
February	4,546	
March	5,160	
April	5,425	
May	5,429	
June	5,431	

QUALITY

	Quantity	Base Number	Contract	AT	Region	England
% of FP17s for the same patient ID Re-attending within 3 months - Children	31	262	11.8%	10.0%	11.9%	11.4%
% of FP17s for the same patient ID Re-attending within 3 months - Adults	122	546	22.3%	16.3%	17.2%	15.4%
% of FP17s for the same patient ID Re-attending between 3 & 9 months - Children	92	262	35.1%	50.0%	49.8%	59.8%
% of FP17s for the same patient ID Re-attending between 3 & 9 months - Adults	153	546	28.0%	38.6%	39.5%	52.1%
% of FP17s for Band 1 Urgent Courses	110	498	22.1%	11.8%	11.2%	9.2%
% of FP17s Relating to Free Repair or Replacements	2	498	0.4%	0.5%	0.5%	0.7%
% of FP17s Relating to Continuations	4	498	0.8%	0.5%	0.7%	0.8%
% of Patients satisfied with the dentistry they have received	0	0	N/A	89.8%	90.6%	93.4%
% of Patients satisfied with the time they had to wait for an appointment	0	0	N/A	84.2%	83.8%	87.6%

* This is based on patients treated on this contract for their most recent course of treatment. Figures in italics indicate the base number of FP17s or Patient Questionnaire responses are less than 100. N/A is shown where the base number of responses is less than 10 during the period. % is calculated as Quantity/Base number*100

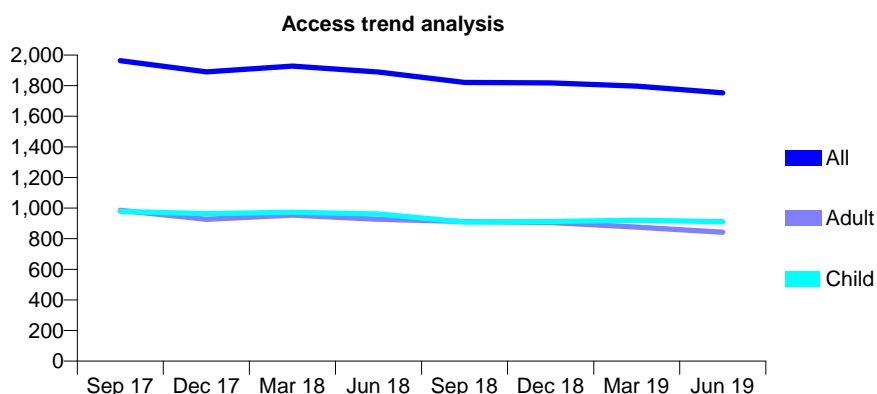
Q62 - Vital Signs At a Glance Contract Report for 890421/0002 - June 2019

Name or company name	MS M TADAION
Contract type name	GDS Contract
Purpose of contract	General
Contract start date	01/11/2013
Contract end date	

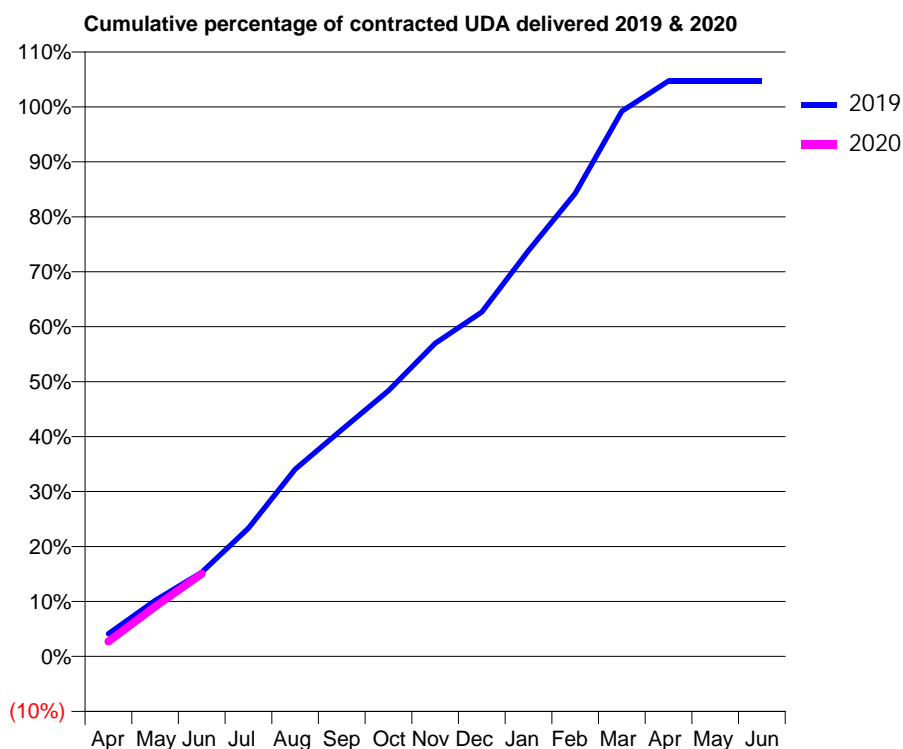
19/20 Contracted general activity (UDA)	5,845
Carry forward general activity (UDA)	0
19/20 Contracted orthodontic activity (UOA)	0
Carry forward orthodontic activity (UOA)	0
Baseline contract value	£180,030.19

ACCESS*

Patients seen in 24 months	Total	Change since previous quarter
Quarter ending June 2018	1,889	
Quarter ending September 2018	1,821	↓
Quarter ending December 2018	1,818	→
Quarter ending March 2019	1,797	↓
Quarter ending June 2019	1,753	↓
Variance since June 2018	(7.2%)	↓



ACTIVITY



Month	2019	2020
April	241	159
May	595	531
June	894	880
July	1,366	
August	1,990	
September	2,411	
October	2,826	
November	3,329	
December	3,662	
January	4,316	
February	4,926	
March	5,798	
April	6,119	
May	6,119	
June	6,119	

QUALITY

	Quantity	Base Number	Contract	AT	Region	England
% of FP17s for the same patient ID Re-attending within 3 months - Children	18	210	8.6%	10.0%	11.9%	11.4%
% of FP17s for the same patient ID Re-attending within 3 months - Adults	23	139	16.5%	16.3%	17.2%	15.4%
% of FP17s for the same patient ID Re-attending between 3 & 9 months - Children	69	210	32.9%	50.0%	49.8%	59.8%
% of FP17s for the same patient ID Re-attending between 3 & 9 months - Adults	32	139	23.0%	38.6%	39.5%	52.1%
% of FP17s for Band 1 Urgent Courses	21	284	7.4%	11.8%	11.2%	9.2%
% of FP17s Relating to Free Repair or Replacements	0	284	0.0%	0.5%	0.5%	0.7%
% of FP17s Relating to Continuations	0	284	0.0%	0.5%	0.7%	0.8%
% of Patients satisfied with the dentistry they have received	0	0	N/A	89.8%	90.6%	93.4%
% of Patients satisfied with the time they had to wait for an appointment	0	0	N/A	84.2%	83.8%	87.6%

* This is based on patients treated on this contract for their most recent course of treatment. Figures in italics indicate the base number of FP17s or Patient Questionnaire responses are less than 100. N/A is shown where the base number of responses is less than 10 during the period. % is calculated as Quantity/Base number*100

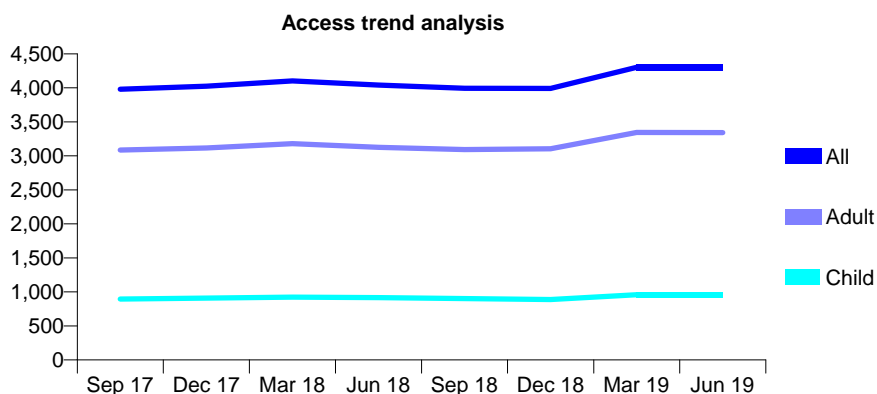
Q62 - Vital Signs At a Glance Contract Report for 890952/0001 - June 2019

Name or company name	M Clarke and L Marnitz
Contract type name	GDS Contract
Purpose of contract	General
Contract start date	01/04/2006
Contract end date	

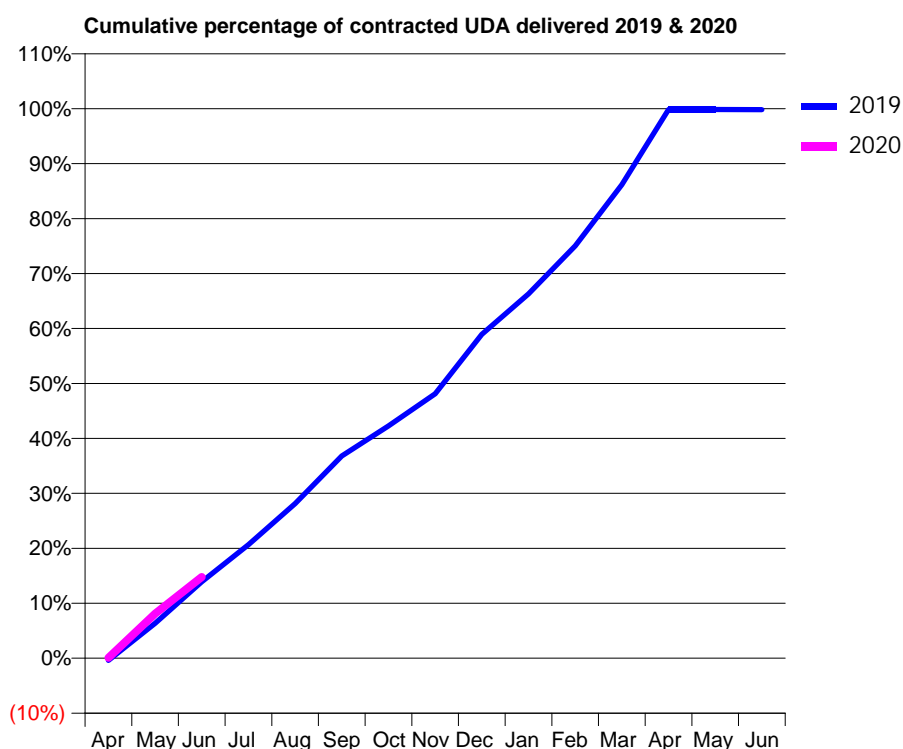
19/20 Contracted general activity (UDA)	11,271
Carry forward general activity (UDA)	0
19/20 Contracted orthodontic activity (UOA)	0
Carry forward orthodontic activity (UOA)	0
Baseline contract value	£354,441.47

ACCESS*

Patients seen in 24 months	Total	Change since previous quarter
Quarter ending June 2018	4,043	
Quarter ending September 2018	3,996	↓
Quarter ending December 2018	3,992	→
Quarter ending March 2019	4,302	↑
Quarter ending June 2019	4,302	→
Variance since June 2018	6.4%	↑



ACTIVITY



Adjusted Scheduled Activity (UDA)		
Month	2019	2020
April	-46	9
May	718	914
June	1,569	1,666
July	2,328	
August	3,174	
September	4,147	
October	4,765	
November	5,425	
December	6,643	
January	7,475	
February	8,458	
March	9,711	
April	11,253	
May	11,253	
June	11,252	

QUALITY

	Quantity	Base Number	Contract	AT	Region	England
% of FP17s for the same patient ID Re-attending within 3 months - Children	28	350	8.0%	10.0%	11.9%	11.4%
% of FP17s for the same patient ID Re-attending within 3 months - Adults	161	1,055	15.3%	16.3%	17.2%	15.4%
% of FP17s for the same patient ID Re-attending between 3 & 9 months - Children	179	350	51.1%	50.0%	49.8%	59.8%
% of FP17s for the same patient ID Re-attending between 3 & 9 months - Adults	418	1,055	39.6%	38.6%	39.5%	52.1%
% of FP17s for Band 1 Urgent Courses	89	857	10.4%	11.8%	11.2%	9.2%
% of FP17s Relating to Free Repair or Replacements	12	857	1.4%	0.5%	0.5%	0.7%
% of FP17s Relating to Continuations	21	857	2.5%	0.5%	0.7%	0.8%
% of Patients satisfied with the dentistry they have received	2	3	N/A	89.8%	90.6%	93.4%
% of Patients satisfied with the time they had to wait for an appointment	2	3	N/A	84.2%	83.8%	87.6%

* This is based on patients treated on this contract for their most recent course of treatment.

Figures in italics indicate the base number of FP17s or Patient Questionnaire responses are less than 100. N/A is shown where the base number of responses is less than 10 during the period. % is calculated as Quantity/Base number*100

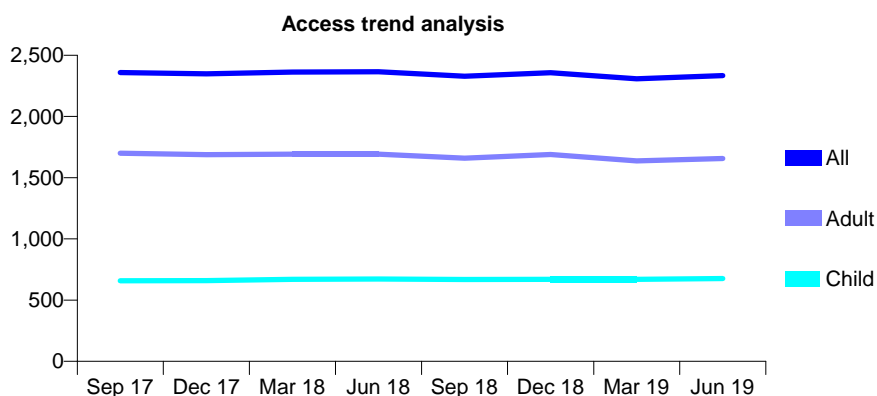
Q62 - Vital Signs At a Glance Contract Report for 899798/0005 - June 2019

Name or company name	Mr R L Shah & Dr S Shah
Contract type name	GDS Contract
Purpose of contract	General
Contract start date	01/03/2011
Contract end date	

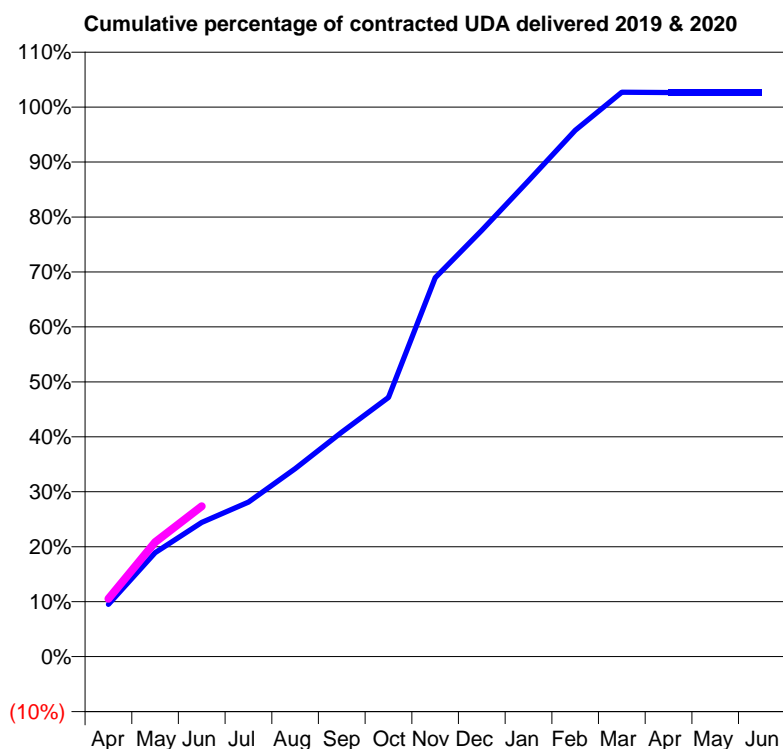
19/20 Contracted general activity (UDA)	5,166
Carry forward general activity (UDA)	0
19/20 Contracted orthodontic activity (UOA)	0
Carry forward orthodontic activity (UOA)	0
Baseline contract value	£153,269.55

ACCESS*

Patients seen in 24 months	Total	Change since previous quarter
Quarter ending June 2018	2,365	
Quarter ending September 2018	2,328	↓
Quarter ending December 2018	2,358	→
Quarter ending March 2019	2,308	↓
Quarter ending June 2019	2,334	→
Variance since June 2018	(1.3%)	↓



ACTIVITY



Month	Adjusted Scheduled Activity (UDA)	
	2019	2020
April	492	543
May	977	1,076
June	1,261	1,413
July	1,452	
August	1,768	
September	2,111	
October	2,437	
November	3,563	
December	4,007	
January	4,473	
February	4,948	
March	5,305	
April	5,303	
May	5,303	
June	5,303	

QUALITY

	Quantity	Base Number	Contract	AT	Region	England
% of FP17s for the same patient ID Re-attending within 3 months - Children	12	195	6.2%	10.0%	11.9%	11.4%
% of FP17s for the same patient ID Re-attending within 3 months - Adults	45	420	10.7%	16.3%	17.2%	15.4%
% of FP17s for the same patient ID Re-attending between 3 & 9 months - Children	105	195	53.8%	50.0%	49.8%	59.8%
% of FP17s for the same patient ID Re-attending between 3 & 9 months - Adults	173	420	41.2%	38.6%	39.5%	52.1%
% of FP17s for Band 1 Urgent Courses	62	617	10.0%	11.8%	11.2%	9.2%
% of FP17s Relating to Free Repair or Replacements	3	617	0.5%	0.5%	0.5%	0.7%
% of FP17s Relating to Continuations	0	617	0.0%	0.5%	0.7%	0.8%
% of Patients satisfied with the dentistry they have received	0	0	N/A	89.8%	90.6%	93.4%
% of Patients satisfied with the time they had to wait for an appointment	0	0	N/A	84.2%	83.8%	87.6%

* This is based on patients treated on this contract for their most recent course of treatment. Figures in italics indicate the base number of FP17s or Patient Questionnaire responses are less than 100. N/A is shown where the base number of responses is less than 10 during the period. % is calculated as Quantity/Base number*100

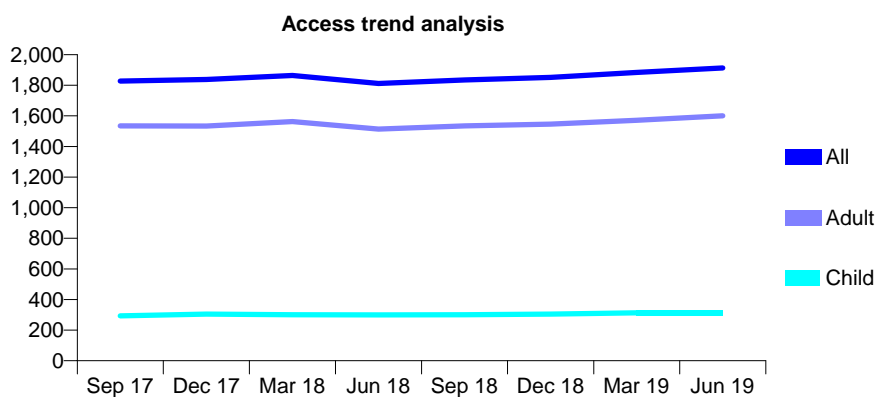
Q62 - Vital Signs At a Glance Contract Report for 906476/0001 - June 2019

Name or company name	Maria Maliderou
Contract type name	GDS Contract
Purpose of contract	General
Contract start date	01/04/2006
Contract end date	

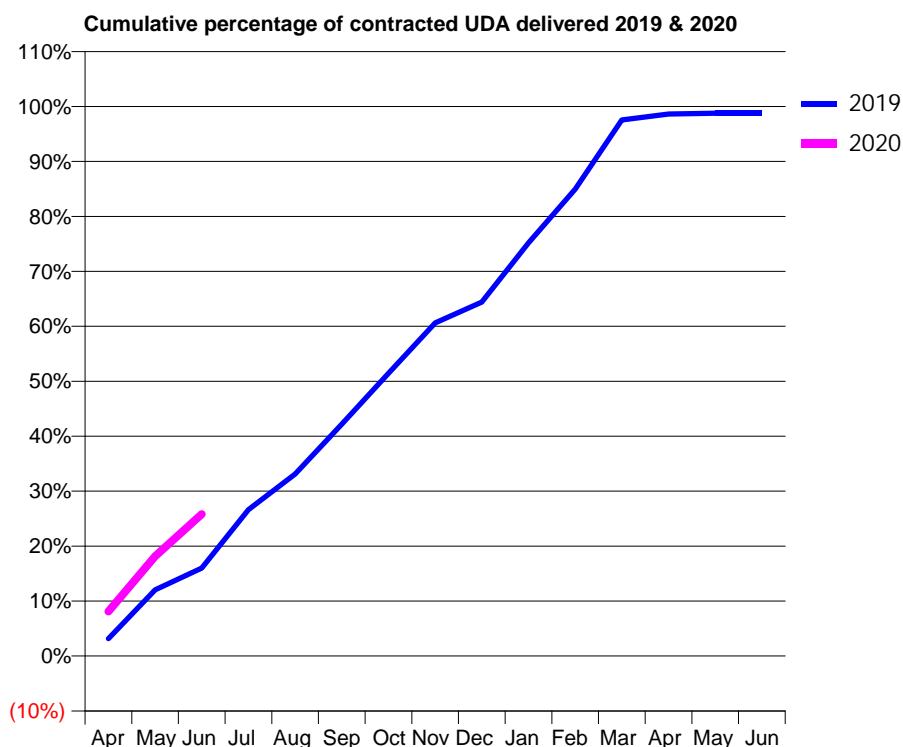
19/20 Contracted general activity (UDA)	8,062
Carry forward general activity (UDA)	0
19/20 Contracted orthodontic activity (UOA)	0
Carry forward orthodontic activity (UOA)	0
Baseline contract value	£266,428.41

ACCESS*

Patients seen in 24 months	Total	Change since previous quarter
Quarter ending June 2018	1,812	
Quarter ending September 2018	1,835	→
Quarter ending December 2018	1,851	→
Quarter ending March 2019	1,884	→
Quarter ending June 2019	1,913	→
Variance since June 2018	5.6%	↑



ACTIVITY



Month	Adjusted Scheduled Activity (UDA)	
	2019	2020
April	256	655
May	971	1,465
June	1,291	2,080
July	2,148	
August	2,671	
September	3,402	
October	4,147	
November	4,886	
December	5,191	
January	6,062	
February	6,850	
March	7,863	
April	7,951	
May	7,962	
June	7,962	

QUALITY

	Quantity	Base Number	Contract	AT	Region	England
% of FP17s for the same patient ID Re-attending within 3 months - Children	5	100	5.0%	10.0%	11.9%	11.4%
% of FP17s for the same patient ID Re-attending within 3 months - Adults	86	505	17.0%	16.3%	17.2%	15.4%
% of FP17s for the same patient ID Re-attending between 3 & 9 months - Children	57	100	57.0%	50.0%	49.8%	59.8%
% of FP17s for the same patient ID Re-attending between 3 & 9 months - Adults	265	505	52.5%	38.6%	39.5%	52.1%
% of FP17s for Band 1 Urgent Courses	26	579	4.5%	11.8%	11.2%	9.2%
% of FP17s Relating to Free Repair or Replacements	6	579	1.0%	0.5%	0.5%	0.7%
% of FP17s Relating to Continuations	0	579	0.0%	0.5%	0.7%	0.8%
% of Patients satisfied with the dentistry they have received	1	1	N/A	89.8%	90.6%	93.4%
% of Patients satisfied with the time they had to wait for an appointment	1	1	N/A	84.2%	83.8%	87.6%

* This is based on patients treated on this contract for their most recent course of treatment. Figures in italics indicate the base number of FP17s or Patient Questionnaire responses are less than 100. N/A is shown where the base number of responses is less than 10 during the period. % is calculated as Quantity/Base number*100

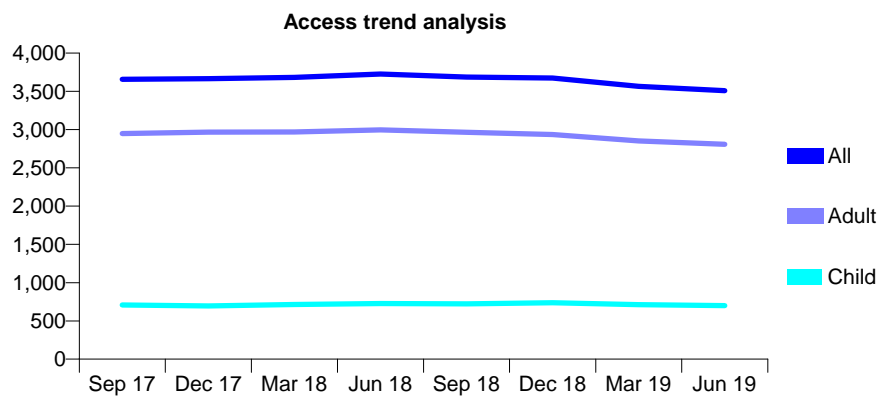
Q62 - Vital Signs At a Glance Contract Report for 908479/0001 - June 2019

Name or company name	MR JE ASQUITH
Contract type name	GDS Contract
Purpose of contract	General
Contract start date	01/04/2006
Contract end date	

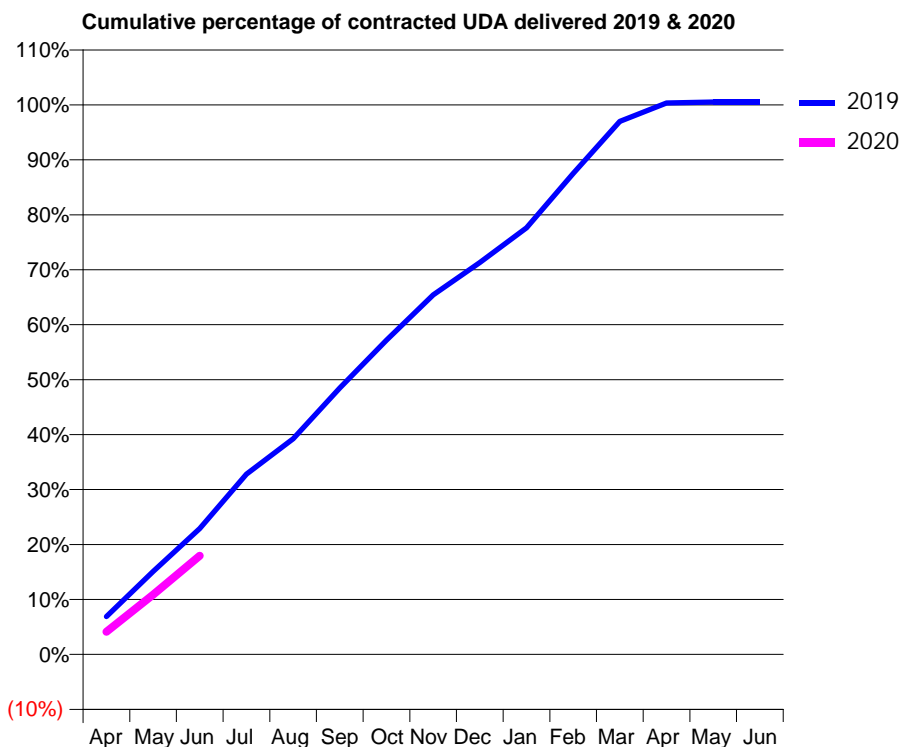
19/20 Contracted general activity (UDA)	10,980
Carry forward general activity (UDA)	0
19/20 Contracted orthodontic activity (UOA)	0
Carry forward orthodontic activity (UOA)	0
Baseline contract value	£262,497.36

ACCESS*

Patients seen in 24 months	Total	Change since previous quarter
Quarter ending June 2018	3,725	
Quarter ending September 2018	3,688	→
Quarter ending December 2018	3,673	→
Quarter ending March 2019	3,565	↓
Quarter ending June 2019	3,507	↓
Variance since June 2018	(5.9%)	↓



ACTIVITY



Month	2019	2020
April	754	455
May	1,658	1,196
June	2,513	1,972
July	3,604	
August	4,311	
September	5,321	
October	6,279	
November	7,182	
December	7,828	
January	8,521	
February	9,609	
March	10,650	
April	11,018	
May	11,036	
June	11,036	

QUALITY

	Quantity	Base Number	Contract	AT	Region	England
% of FP17s for the same patient ID Re-attending within 3 months - Children	7	184	3.8%	10.0%	11.9%	11.4%
% of FP17s for the same patient ID Re-attending within 3 months - Adults	119	887	13.4%	16.3%	17.2%	15.4%
% of FP17s for the same patient ID Re-attending between 3 & 9 months - Children	92	184	50.0%	50.0%	49.8%	59.8%
% of FP17s for the same patient ID Re-attending between 3 & 9 months - Adults	443	887	49.9%	38.6%	39.5%	52.1%
% of FP17s for Band 1 Urgent Courses	93	925	10.1%	11.8%	11.2%	9.2%
% of FP17s Relating to Free Repair or Replacements	9	925	1.0%	0.5%	0.5%	0.7%
% of FP17s Relating to Continuations	5	925	0.5%	0.5%	0.7%	0.8%
% of Patients satisfied with the dentistry they have received	0	0	N/A	89.8%	90.6%	93.4%
% of Patients satisfied with the time they had to wait for an appointment	0	0	N/A	84.2%	83.8%	87.6%

* This is based on patients treated on this contract for their most recent course of treatment. Figures in italics indicate the base number of FP17s or Patient Questionnaire responses are less than 100. N/A is shown where the base number of responses is less than 10 during the period. % is calculated as Quantity/Base number*100

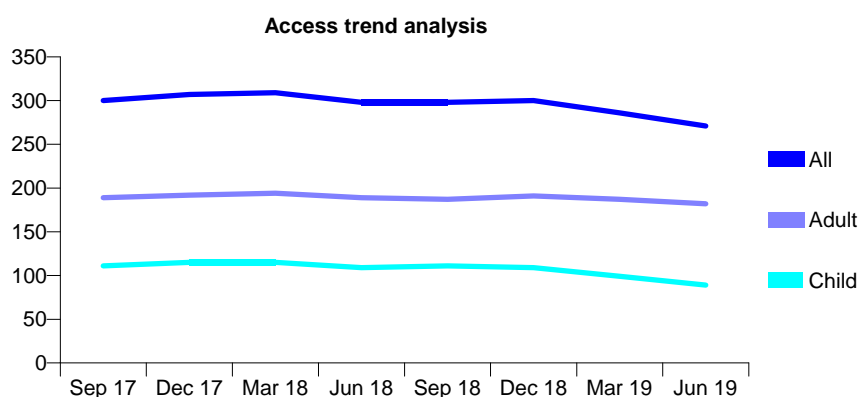
Q62 - Vital Signs At a Glance Contract Report for 909114/0001 - June 2019

Name or company name	MR PA CASPERSONN
Contract type name	GDS Contract
Purpose of contract	General
Contract start date	01/04/2006
Contract end date	

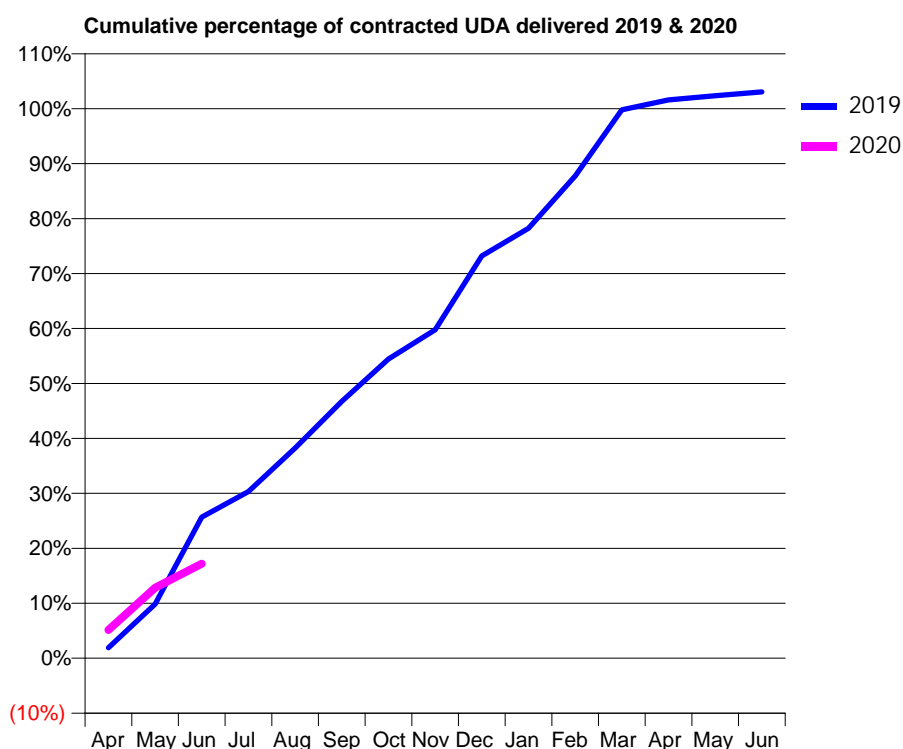
19/20 Contracted general activity (UDA)	1,725
Carry forward general activity (UDA)	0
19/20 Contracted orthodontic activity (UOA)	0
Carry forward orthodontic activity (UOA)	0
Baseline contract value	£56,095.54

ACCESS*

Patients seen in 24 months	Total	Change since previous quarter
Quarter ending June 2018	298	
Quarter ending September 2018	298	→
Quarter ending December 2018	300	→
Quarter ending March 2019	286	↓
Quarter ending June 2019	271	↓
Variance since June 2018	(9.1%)	↓



ACTIVITY



Month	2019	2020
April	33	89
May	170	221
June	443	296
July	523	
August	660	
September	806	
October	939	
November	1,031	
December	1,263	
January	1,350	
February	1,514	
March	1,721	
April	1,752	
May	1,765	
June	1,777	

QUALITY

	Quantity	Base Number	Contract	AT	Region	England
% of FP17s for the same patient ID Re-attending within 3 months - Children	1	19	5.3%	10.0%	11.9%	11.4%
% of FP17s for the same patient ID Re-attending within 3 months - Adults	5	45	11.1%	16.3%	17.2%	15.4%
% of FP17s for the same patient ID Re-attending between 3 & 9 months - Children	10	19	52.6%	50.0%	49.8%	59.8%
% of FP17s for the same patient ID Re-attending between 3 & 9 months - Adults	29	45	64.4%	38.6%	39.5%	52.1%
% of FP17s for Band 1 Urgent Courses	2	54	3.7%	11.8%	11.2%	9.2%
% of FP17s Relating to Free Repair or Replacements	0	54	0.0%	0.5%	0.5%	0.7%
% of FP17s Relating to Continuations	0	54	0.0%	0.5%	0.7%	0.8%
% of Patients satisfied with the dentistry they have received	0	0	N/A	89.8%	90.6%	93.4%
% of Patients satisfied with the time they had to wait for an appointment	0	0	N/A	84.2%	83.8%	87.6%

* This is based on patients treated on this contract for their most recent course of treatment.

Figures in italics indicate the base number of FP17s or Patient Questionnaire responses are less than 100. N/A is shown where the base number of responses is less than 10 during the period. % is calculated as Quantity/Base number*100

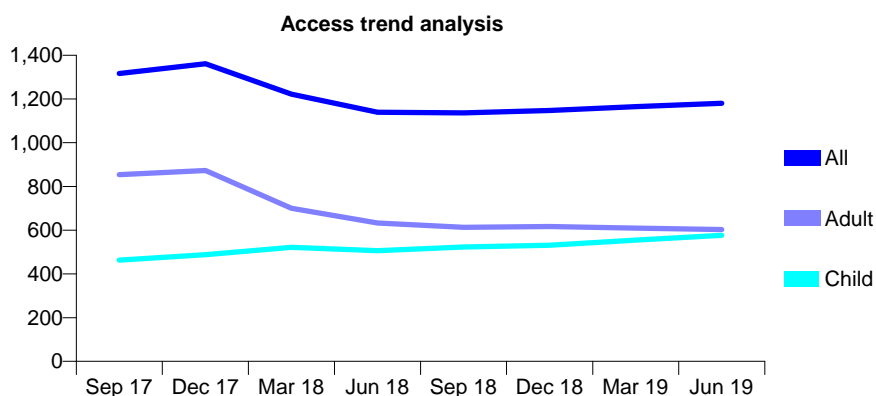
Q62 - Vital Signs At a Glance Contract Report for 909890/0001 - June 2019

Name or company name	MR BS AL-NAHER
Contract type name	GDS Contract
Purpose of contract	General
Contract start date	01/04/2006
Contract end date	

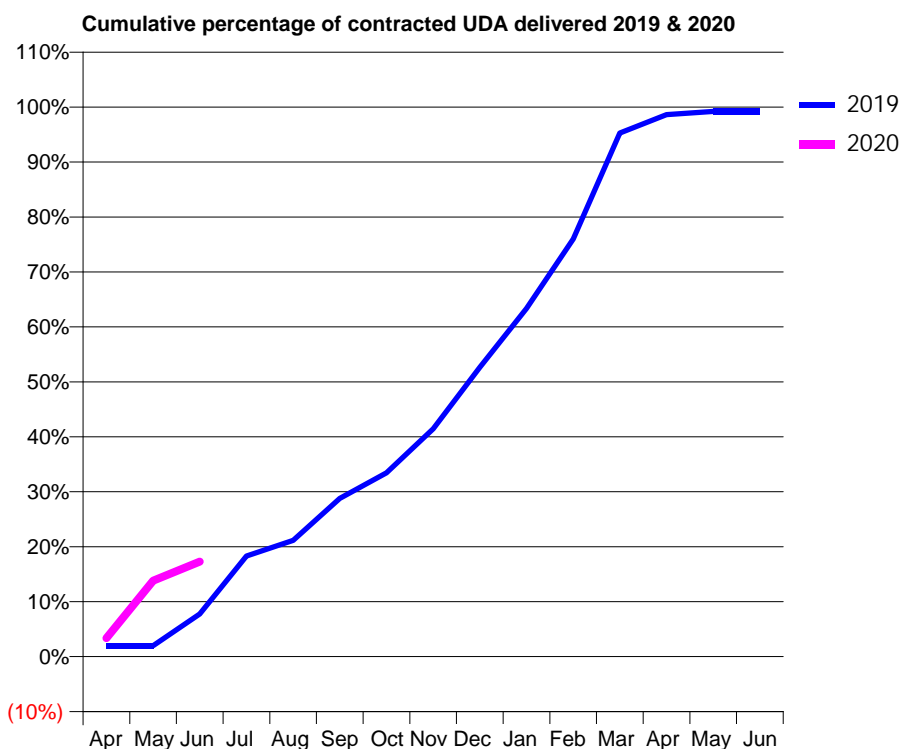
19/20 Contracted general activity (UDA)	4,680
Carry forward general activity (UDA)	0
19/20 Contracted orthodontic activity (UOA)	0
Carry forward orthodontic activity (UOA)	0
Baseline contract value	£152,076.37

ACCESS*

Patients seen in 24 months	Total	Change since previous quarter
Quarter ending June 2018	1,139	
Quarter ending September 2018	1,136	→
Quarter ending December 2018	1,148	→
Quarter ending March 2019	1,165	→
Quarter ending June 2019	1,180	→
Variance since June 2018	3.6%	↑



ACTIVITY



Month	Adjusted Scheduled Activity (UDA)	
	2019	2020
April	94	157
May	94	647
June	364	809
July	857	
August	990	
September	1,347	
October	1,565	
November	1,940	
December	2,464	
January	2,965	
February	3,556	
March	4,458	
April	4,615	
May	4,642	
June	4,642	

QUALITY

	Quantity	Base Number	Contract	AT	Region	England
% of FP17s for the same patient ID Re-attending within 3 months - Children	12	170	7.1%	10.0%	11.9%	11.4%
% of FP17s for the same patient ID Re-attending within 3 months - Adults	15	143	10.5%	16.3%	17.2%	15.4%
% of FP17s for the same patient ID Re-attending between 3 & 9 months - Children	72	170	42.4%	50.0%	49.8%	59.8%
% of FP17s for the same patient ID Re-attending between 3 & 9 months - Adults	54	143	37.8%	38.6%	39.5%	52.1%
% of FP17s for Band 1 Urgent Courses	25	256	9.8%	11.8%	11.2%	9.2%
% of FP17s Relating to Free Repair or Replacements	0	256	0.0%	0.5%	0.5%	0.7%
% of FP17s Relating to Continuations	0	256	0.0%	0.5%	0.7%	0.8%
% of Patients satisfied with the dentistry they have received	0	0	N/A	89.8%	90.6%	93.4%
% of Patients satisfied with the time they had to wait for an appointment	0	0	N/A	84.2%	83.8%	87.6%

* This is based on patients treated on this contract for their most recent course of treatment. Figures in italics indicate the base number of FP17s or Patient Questionnaire responses are less than 100. N/A is shown where the base number of responses is less than 10 during the period. % is calculated as Quantity/Base number*100

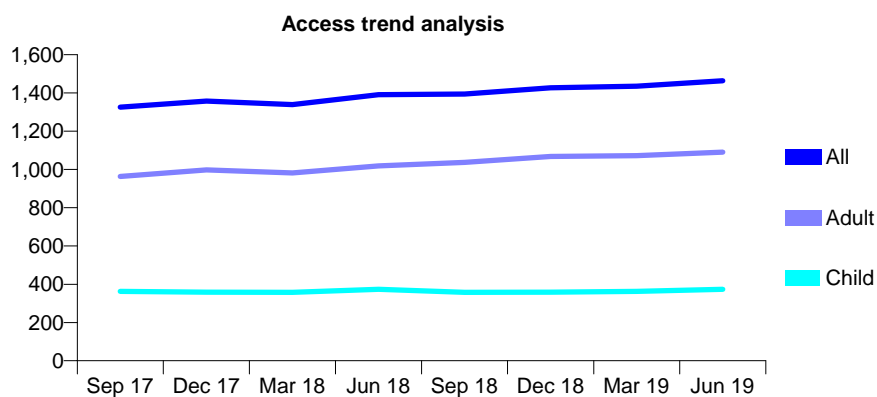
Q62 - Vital Signs At a Glance Contract Report for 910309/0001 - June 2019

Name or company name	MR AN LEUNG
Contract type name	GDS Contract
Purpose of contract	General
Contract start date	01/04/2006
Contract end date	

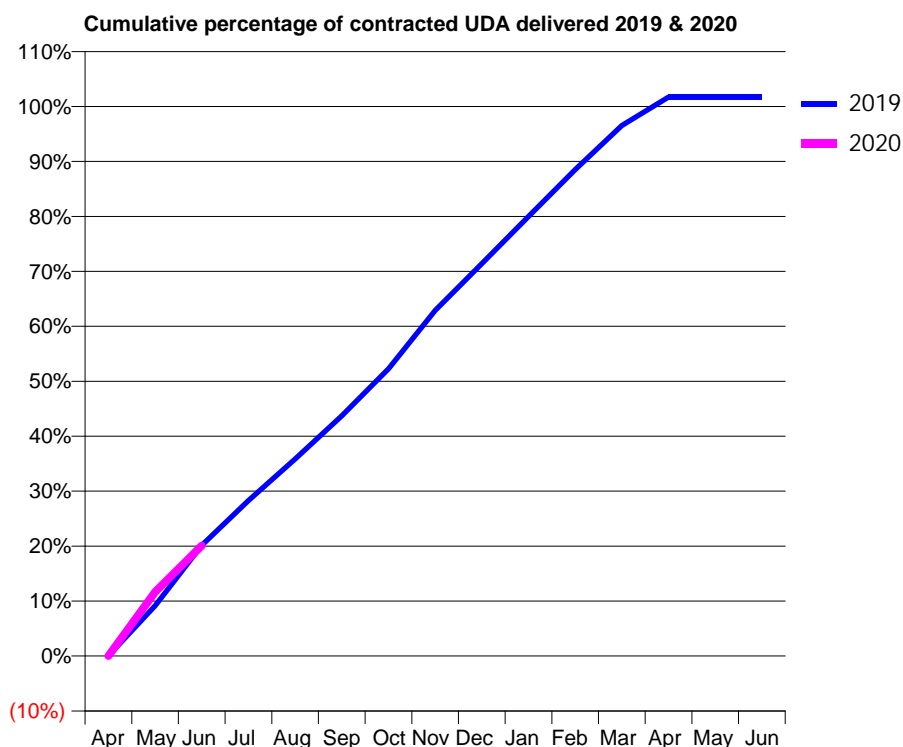
19/20 Contracted general activity (UDA)	9,600
Carry forward general activity (UDA)	0
19/20 Contracted orthodontic activity (UOA)	0
Carry forward orthodontic activity (UOA)	0
Baseline contract value	£341,664.70

ACCESS*

Patients seen in 24 months	Total	Change since previous quarter
Quarter ending June 2018	1,391	
Quarter ending September 2018	1,394	→
Quarter ending December 2018	1,427	↑
Quarter ending March 2019	1,435	→
Quarter ending June 2019	1,464	↑
Variance since June 2018	5.2%	↑



ACTIVITY



Month	Adjusted Scheduled Activity (UDA)	
	2019	2020
April	6	0
May	879	1,119
June	1,936	1,927
July	2,716	
August	3,441	
September	4,194	
October	5,017	
November	6,038	
December	6,853	
January	7,680	
February	8,498	
March	9,265	
April	9,764	
May	9,764	
June	9,764	

QUALITY

	Quantity	Base Number	Contract	AT	Region	England
% of FP17s for the same patient ID Re-attending within 3 months - Children	9	117	7.7%	10.0%	11.9%	11.4%
% of FP17s for the same patient ID Re-attending within 3 months - Adults	72	338	21.3%	16.3%	17.2%	15.4%
% of FP17s for the same patient ID Re-attending between 3 & 9 months - Children	53	117	45.3%	50.0%	49.8%	59.8%
% of FP17s for the same patient ID Re-attending between 3 & 9 months - Adults	130	338	38.5%	38.6%	39.5%	52.1%
% of FP17s for Band 1 Urgent Courses	52	342	15.2%	11.8%	11.2%	9.2%
% of FP17s Relating to Free Repair or Replacements	0	342	0.0%	0.5%	0.5%	0.7%
% of FP17s Relating to Continuations	4	342	1.2%	0.5%	0.7%	0.8%
% of Patients satisfied with the dentistry they have received	3	4	N/A	89.8%	90.6%	93.4%
% of Patients satisfied with the time they had to wait for an appointment	3	4	N/A	84.2%	83.8%	87.6%

* This is based on patients treated on this contract for their most recent course of treatment. Figures in italics indicate the base number of FP17s or Patient Questionnaire responses are less than 100. N/A is shown where the base number of responses is less than 10 during the period. % is calculated as Quantity/Base number*100

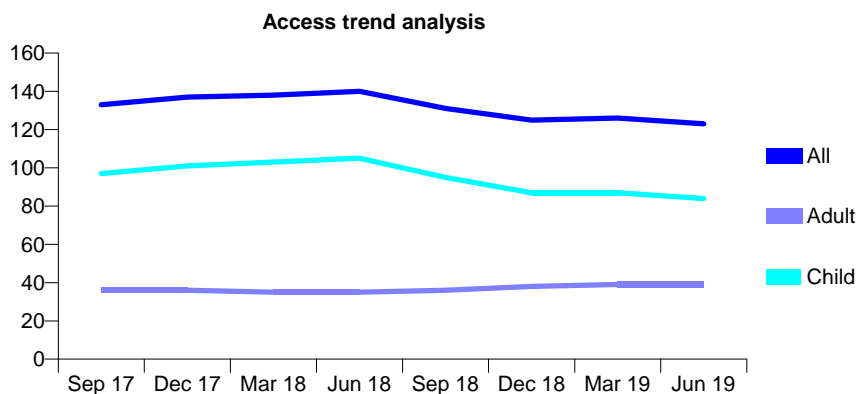
Q62 - Vital Signs At a Glance Contract Report for 916412/0001 - June 2019

Name or company name	MR MS LEE
Contract type name	GDS Contract
Purpose of contract	General
Contract start date	01/04/2006
Contract end date	

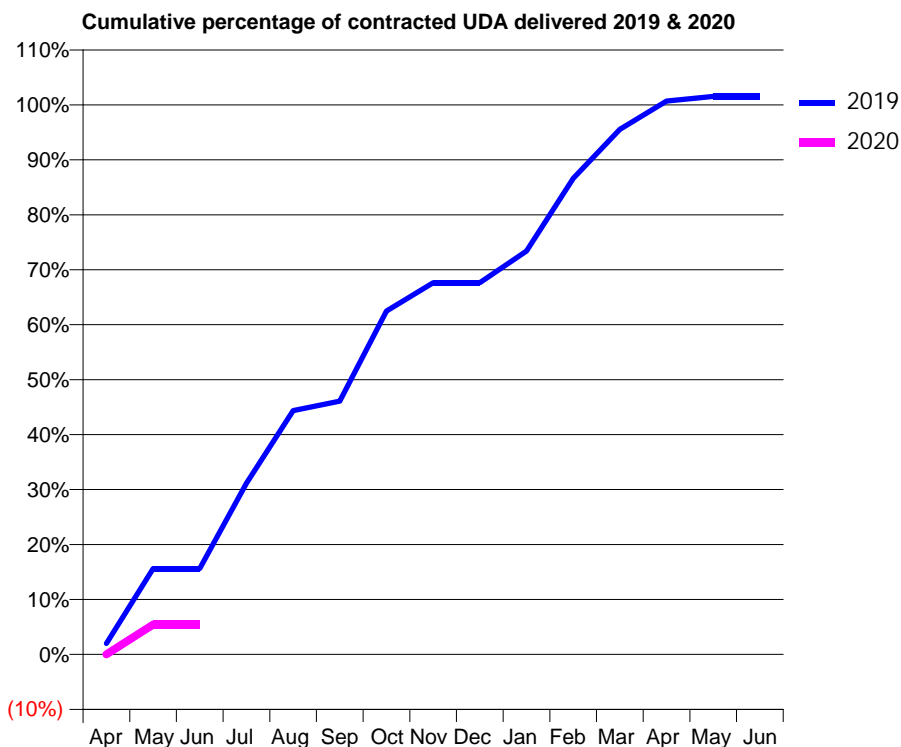
19/20 Contracted general activity (UDA)	348
Carry forward general activity (UDA)	0
19/20 Contracted orthodontic activity (UOA)	0
Carry forward orthodontic activity (UOA)	0
Baseline contract value	£9,248.79

ACCESS*

Patients seen in 24 months	Total	Change since previous quarter
Quarter ending June 2018	140	
Quarter ending September 2018	131	↓
Quarter ending December 2018	125	↓
Quarter ending March 2019	126	→
Quarter ending June 2019	123	↓
Variance since June 2018	(12.1%)	↓



ACTIVITY



Month	2019	2020
April	7	0
May	54	19
June	54	19
July	108	
August	154	
September	160	
October	217	
November	235	
December	235	
January	255	
February	301	
March	332	
April	350	
May	353	
June	353	

QUALITY

	Quantity	Base Number	Contract	AT	Region	England
% of FP17s for the same patient ID Re-attending within 3 months - Children	0	5	0.0%	10.0%	11.9%	11.4%
% of FP17s for the same patient ID Re-attending within 3 months - Adults	1	6	16.7%	16.3%	17.2%	15.4%
% of FP17s for the same patient ID Re-attending between 3 & 9 months - Children	0	5	0.0%	50.0%	49.8%	59.8%
% of FP17s for the same patient ID Re-attending between 3 & 9 months - Adults	0	6	0.0%	38.6%	39.5%	52.1%
% of FP17s for Band 1 Urgent Courses	0	7	0.0%	11.8%	11.2%	9.2%
% of FP17s Relating to Free Repair or Replacements	0	7	0.0%	0.5%	0.5%	0.7%
% of FP17s Relating to Continuations	0	7	0.0%	0.5%	0.7%	0.8%
% of Patients satisfied with the dentistry they have received	0	0	N/A	89.8%	90.6%	93.4%
% of Patients satisfied with the time they had to wait for an appointment	0	0	N/A	84.2%	83.8%	87.6%

* This is based on patients treated on this contract for their most recent course of treatment. Figures in italics indicate the base number of FP17s or Patient Questionnaire responses are less than 100. N/A is shown where the base number of responses is less than 10 during the period. % is calculated as Quantity/Base number*100

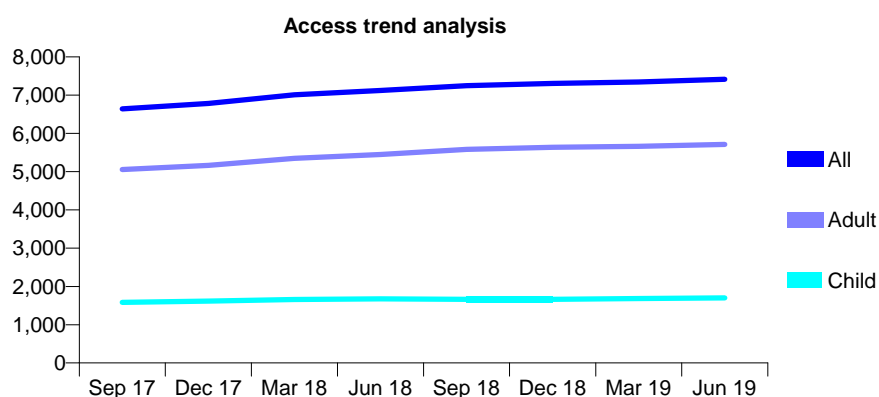
Q62 - Vital Signs At a Glance Contract Report for 918628/0001 - June 2019

Name or company name	MR P VOID
Contract type name	GDS Contract
Purpose of contract	General
Contract start date	01/04/2006
Contract end date	

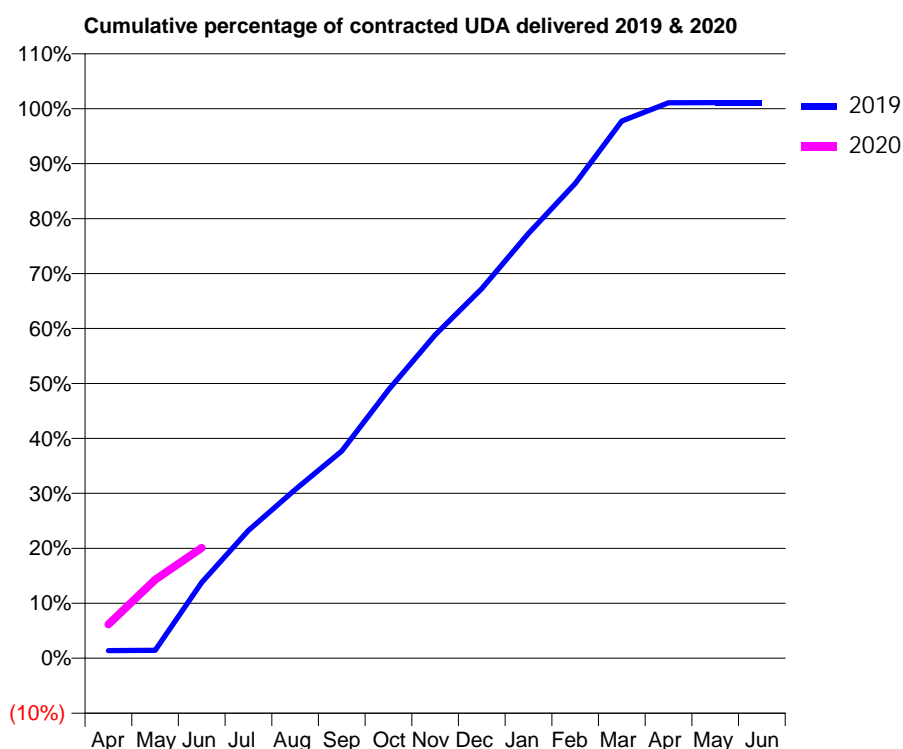
19/20 Contracted general activity (UDA)	23,527
Carry forward general activity (UDA)	0
19/20 Contracted orthodontic activity (UOA)	0
Carry forward orthodontic activity (UOA)	0
Baseline contract value	£752,376.79

ACCESS*

Patients seen in 24 months	Total	Change since previous quarter
Quarter ending June 2018	7,123	
Quarter ending September 2018	7,244	→
Quarter ending December 2018	7,303	→
Quarter ending March 2019	7,344	→
Quarter ending June 2019	7,412	→
Variance since June 2018	4.1%	↑



ACTIVITY



Month	2019	2020
April	329	1,454
May	339	3,357
June	3,244	4,725
July	5,475	
August	7,222	
September	8,870	
October	11,489	
November	13,843	
December	15,822	
January	18,186	
February	20,325	
March	22,991	
April	23,774	
May	23,784	
June	23,786	

QUALITY

	Quantity	Base Number	Contract	AT	Region	England
% of FP17s for the same patient ID Re-attending within 3 months - Children	43	515	8.3%	10.0%	11.9%	11.4%
% of FP17s for the same patient ID Re-attending within 3 months - Adults	235	1,403	16.7%	16.3%	17.2%	15.4%
% of FP17s for the same patient ID Re-attending between 3 & 9 months - Children	257	515	49.9%	50.0%	49.8%	59.8%
% of FP17s for the same patient ID Re-attending between 3 & 9 months - Adults	533	1,403	38.0%	38.6%	39.5%	52.1%
% of FP17s for Band 1 Urgent Courses	273	1,636	16.7%	11.8%	11.2%	9.2%
% of FP17s Relating to Free Repair or Replacements	10	1,636	0.6%	0.5%	0.5%	0.7%
% of FP17s Relating to Continuations	4	1,636	0.2%	0.5%	0.7%	0.8%
% of Patients satisfied with the dentistry they have received	0	0	N/A	89.8%	90.6%	93.4%
% of Patients satisfied with the time they had to wait for an appointment	0	0	N/A	84.2%	83.8%	87.6%

* This is based on patients treated on this contract for their most recent course of treatment.

Figures in italics indicate the base number of FP17s or Patient Questionnaire responses are less than 100. N/A is shown where the base number of responses is less than 10 during the period. % is calculated as Quantity/Base number*100

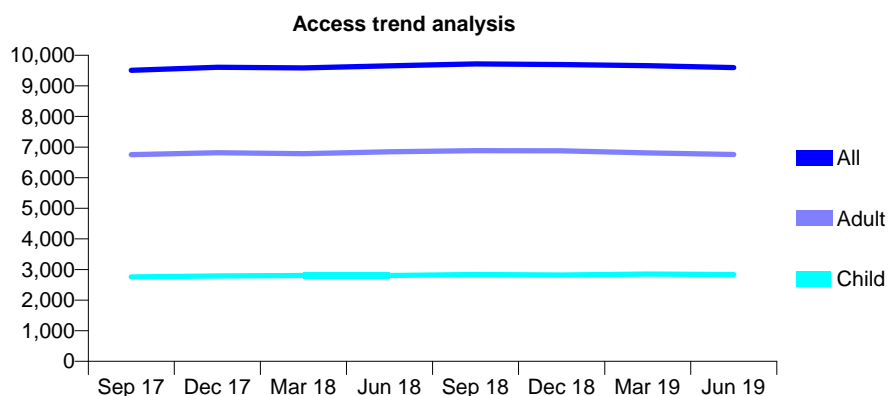
Q62 - Vital Signs At a Glance Contract Report for 920568/0002 - June 2019

Name or company name	MR JS BAINS
Contract type name	GDS Contract
Purpose of contract	General
Contract start date	01/05/2009
Contract end date	

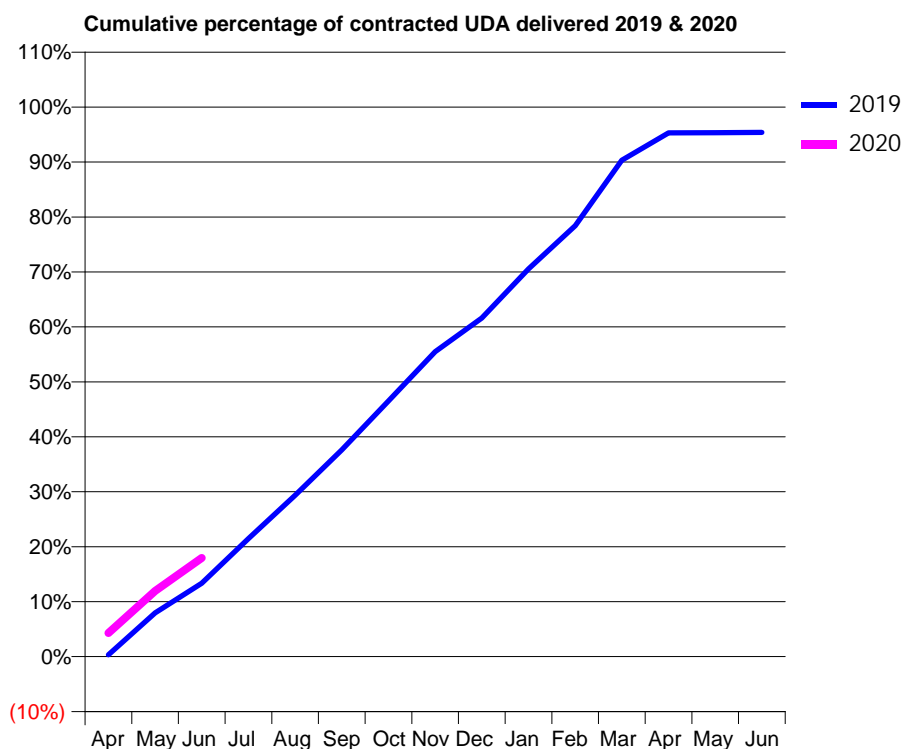
19/20 Contracted general activity (UDA)	33,294
Carry forward general activity (UDA)	0
19/20 Contracted orthodontic activity (UOA)	0
Carry forward orthodontic activity (UOA)	0
Baseline contract value	£973,701.22

ACCESS*

Patients seen in 24 months	Total	Change since previous quarter
Quarter ending June 2018	9,652	
Quarter ending September 2018	9,719	→
Quarter ending December 2018	9,699	→
Quarter ending March 2019	9,661	→
Quarter ending June 2019	9,597	→
Variance since June 2018	(0.6%)	→



ACTIVITY



Month	Adjusted Scheduled Activity (UDA)	
	2019	2020
April	111	1,431
May	2,651	3,978
June	4,451	5,981
July	7,154	
August	9,783	
September	12,529	
October	15,494	
November	18,476	
December	20,509	
January	23,489	
February	26,105	
March	30,070	
April	31,728	
May	31,741	
June	31,753	

QUALITY

	Quantity	Base Number	Contract	AT	Region	England
% of FP17s for the same patient ID Re-attending within 3 months - Children	109	811	13.4%	10.0%	11.9%	11.4%
% of FP17s for the same patient ID Re-attending within 3 months - Adults	460	1,678	27.4%	16.3%	17.2%	15.4%
% of FP17s for the same patient ID Re-attending between 3 & 9 months - Children	369	811	45.5%	50.0%	49.8%	59.8%
% of FP17s for the same patient ID Re-attending between 3 & 9 months - Adults	405	1,678	24.1%	38.6%	39.5%	52.1%
% of FP17s for Band 1 Urgent Courses	486	2,018	24.1%	11.8%	11.2%	9.2%
% of FP17s Relating to Free Repair or Replacements	8	2,018	0.4%	0.5%	0.5%	0.7%
% of FP17s Relating to Continuations	11	2,018	0.5%	0.5%	0.7%	0.8%
% of Patients satisfied with the dentistry they have received	3	5	N/A	89.8%	90.6%	93.4%
% of Patients satisfied with the time they had to wait for an appointment	3	5	N/A	84.2%	83.8%	87.6%

* This is based on patients treated on this contract for their most recent course of treatment. Figures in italics indicate the base number of FP17s or Patient Questionnaire responses are less than 100. N/A is shown where the base number of responses is less than 10 during the period. % is calculated as Quantity/Base number*100

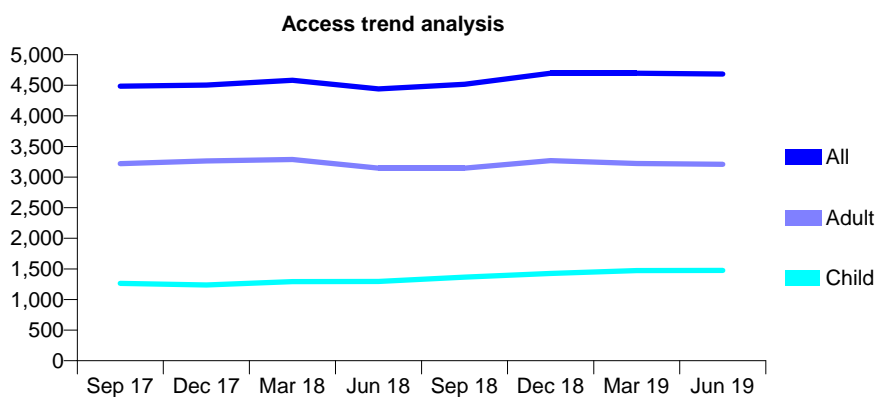
Q62 - Vital Signs At a Glance Contract Report for 921521/0001 - June 2019

Name or company name	MR RK AGGARWAL
Contract type name	GDS Contract
Purpose of contract	General
Contract start date	01/04/2006
Contract end date	

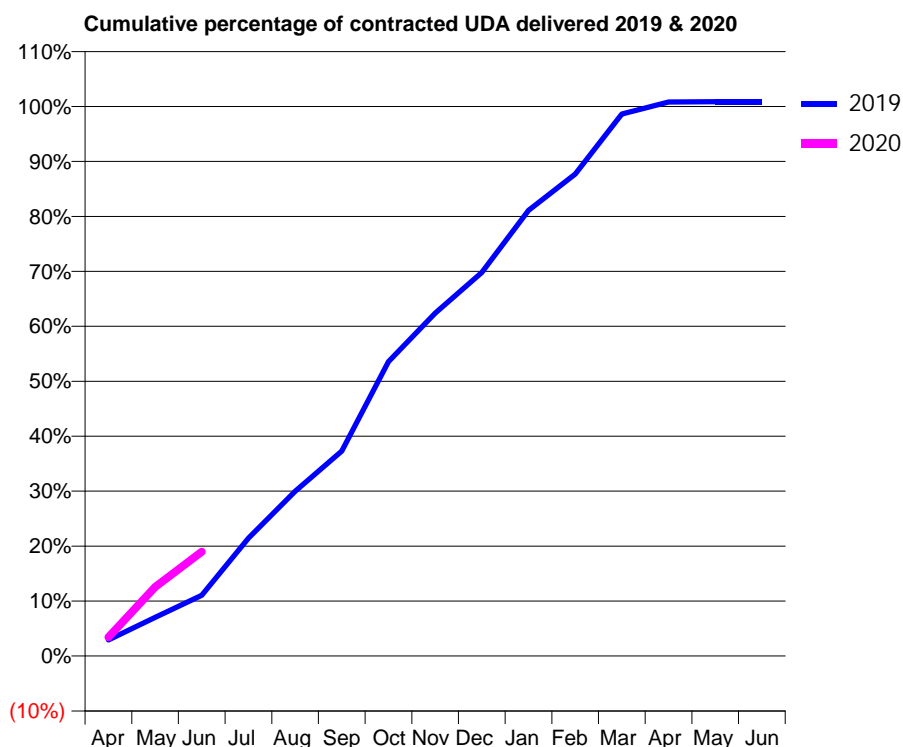
19/20 Contracted general activity (UDA)	10,579
Carry forward general activity (UDA)	0
19/20 Contracted orthodontic activity (UOA)	0
Carry forward orthodontic activity (UOA)	0
Baseline contract value	£303,252.65

ACCESS*

Patients seen in 24 months	Total	Change since previous quarter
Quarter ending June 2018	4,441	
Quarter ending September 2018	4,515	→
Quarter ending December 2018	4,697	↑
Quarter ending March 2019	4,697	→
Quarter ending June 2019	4,682	→
Variance since June 2018	5.4%	↑



ACTIVITY



Month	Adjusted Scheduled Activity (UDA)	
	2019	2020
April	310	363
May	742	1,327
June	1,170	2,006
July	2,268	
August	3,172	
September	3,944	
October	5,668	
November	6,602	
December	7,385	
January	8,579	
February	9,278	
March	10,435	
April	10,666	
May	10,671	
June	10,671	

QUALITY

	Quantity	Base Number	Contract	AT	Region	England
% of FP17s for the same patient ID Re-attending within 3 months - Children	25	320	7.8%	10.0%	11.9%	11.4%
% of FP17s for the same patient ID Re-attending within 3 months - Adults	56	564	9.9%	16.3%	17.2%	15.4%
% of FP17s for the same patient ID Re-attending between 3 & 9 months - Children	184	320	57.5%	50.0%	49.8%	59.8%
% of FP17s for the same patient ID Re-attending between 3 & 9 months - Adults	209	564	37.1%	38.6%	39.5%	52.1%
% of FP17s for Band 1 Urgent Courses	22	772	2.8%	11.8%	11.2%	9.2%
% of FP17s Relating to Free Repair or Replacements	0	772	0.0%	0.5%	0.5%	0.7%
% of FP17s Relating to Continuations	13	772	1.7%	0.5%	0.7%	0.8%
% of Patients satisfied with the dentistry they have received	1	1	N/A	89.8%	90.6%	93.4%
% of Patients satisfied with the time they had to wait for an appointment	1	1	N/A	84.2%	83.8%	87.6%

* This is based on patients treated on this contract for their most recent course of treatment. Figures in italics indicate the base number of FP17s or Patient Questionnaire responses are less than 100. N/A is shown where the base number of responses is less than 10 during the period. % is calculated as Quantity/Base number*100

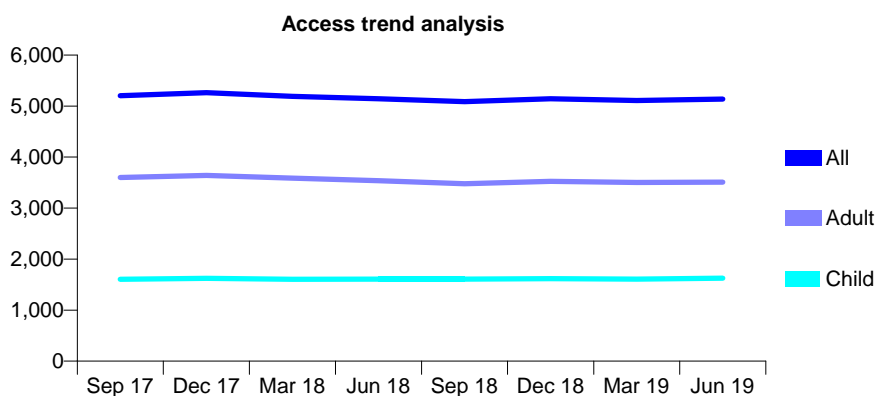
Q62 - Vital Signs At a Glance Contract Report for 921645/0002 - June 2019

Name or company name	Brightsmile Dental Care (Isleworth)
Contract type name	GDS Contract
Purpose of contract	General
Contract start date	01/04/2006
Contract end date	

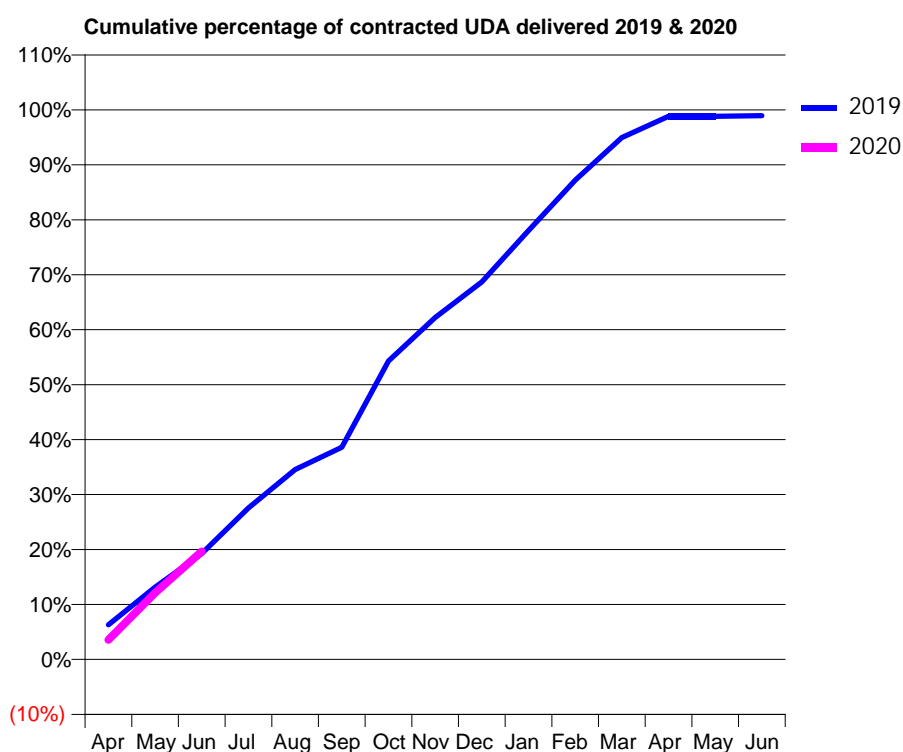
19/20 Contracted general activity (UDA)	14,320
Carry forward general activity (UDA)	0
19/20 Contracted orthodontic activity (UOA)	0
Carry forward orthodontic activity (UOA)	0
Baseline contract value	£454,356.26

ACCESS*

Patients seen in 24 months	Total	Change since previous quarter
Quarter ending June 2018	5,145	
Quarter ending September 2018	5,086	↓
Quarter ending December 2018	5,144	→
Quarter ending March 2019	5,109	→
Quarter ending June 2019	5,137	→
Variance since June 2018	(0.2%)	→



ACTIVITY



Adjusted Scheduled Activity (UDA)		
Month	2019	2020
April	906	513
May	1,887	1,739
June	2,757	2,814
July	3,948	
August	4,947	
September	5,528	
October	7,777	
November	8,911	
December	9,837	
January	11,175	
February	12,488	
March	13,594	
April	14,151	
May	14,154	
June	14,171	

QUALITY

	Quantity	Base Number	Contract	AT	Region	England
% of FP17s for the same patient ID Re-attending within 3 months - Children	29	488	5.9%	10.0%	11.9%	11.4%
% of FP17s for the same patient ID Re-attending within 3 months - Adults	98	978	10.0%	16.3%	17.2%	15.4%
% of FP17s for the same patient ID Re-attending between 3 & 9 months - Children	260	488	53.3%	50.0%	49.8%	59.8%
% of FP17s for the same patient ID Re-attending between 3 & 9 months - Adults	440	978	45.0%	38.6%	39.5%	52.1%
% of FP17s for Band 1 Urgent Courses	116	1,181	9.8%	11.8%	11.2%	9.2%
% of FP17s Relating to Free Repair or Replacements	9	1,181	0.8%	0.5%	0.5%	0.7%
% of FP17s Relating to Continuations	1	1,181	0.1%	0.5%	0.7%	0.8%
% of Patients satisfied with the dentistry they have received	7	7	N/A	89.8%	90.6%	93.4%
% of Patients satisfied with the time they had to wait for an appointment	7	7	N/A	84.2%	83.8%	87.6%

* This is based on patients treated on this contract for their most recent course of treatment. Figures in italics indicate the base number of FP17s or Patient Questionnaire responses are less than 100. N/A is shown where the base number of responses is less than 10 during the period. % is calculated as Quantity/Base number*100

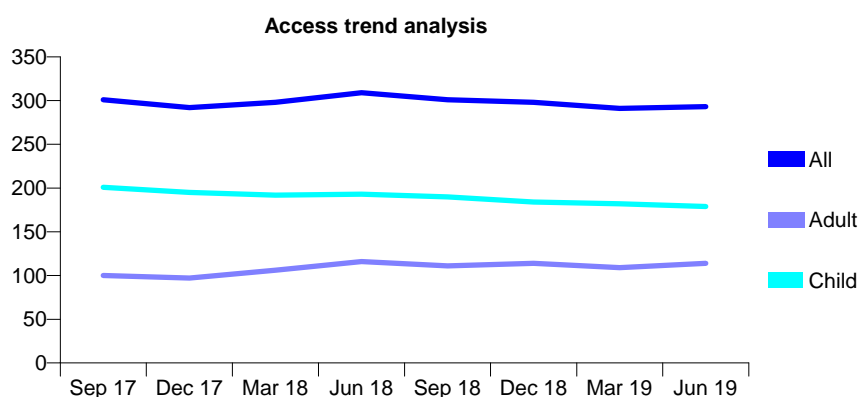
Q62 - Vital Signs At a Glance Contract Report for 923311/0001 - June 2019

Name or company name	MR N SHAH
Contract type name	GDS Contract
Purpose of contract	General
Contract start date	01/07/2012
Contract end date	

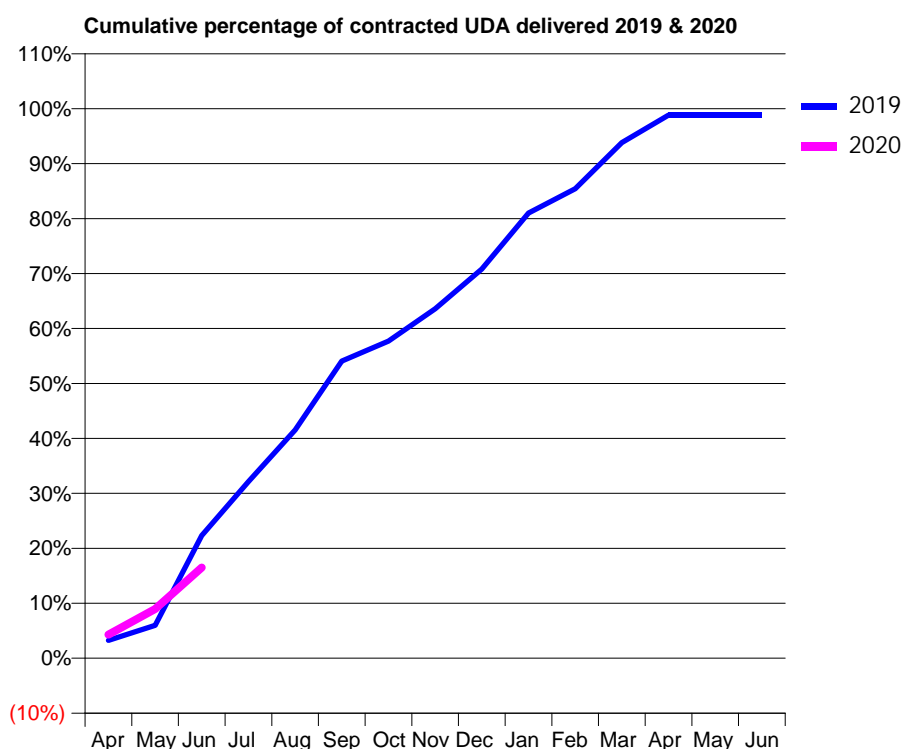
19/20 Contracted general activity (UDA)	585
Carry forward general activity (UDA)	0
19/20 Contracted orthodontic activity (UOA)	0
Carry forward orthodontic activity (UOA)	0
Baseline contract value	£14,277.29

ACCESS*

Patients seen in 24 months	Total	Change since previous quarter
Quarter ending June 2018	309	
Quarter ending September 2018	301	↓
Quarter ending December 2018	298	→
Quarter ending March 2019	291	↓
Quarter ending June 2019	293	→
Variance since June 2018	(5.2%)	↓



ACTIVITY



Month	2019	2020
April	19	25
May	35	52
June	131	97
July	188	
August	243	
September	316	
October	338	
November	372	
December	414	
January	474	
February	500	
March	549	
April	578	
May	578	
June	578	

QUALITY

	Quantity	Base Number	Contract	AT	Region	England
% of FP17s for the same patient ID Re-attending within 3 months - Children	3	48	6.3%	10.0%	11.9%	11.4%
% of FP17s for the same patient ID Re-attending within 3 months - Adults	1	28	3.6%	16.3%	17.2%	15.4%
% of FP17s for the same patient ID Re-attending between 3 & 9 months - Children	23	48	47.9%	50.0%	49.8%	59.8%
% of FP17s for the same patient ID Re-attending between 3 & 9 months - Adults	8	28	28.6%	38.6%	39.5%	52.1%
% of FP17s for Band 1 Urgent Courses	3	57	5.3%	11.8%	11.2%	9.2%
% of FP17s Relating to Free Repair or Replacements	0	57	0.0%	0.5%	0.5%	0.7%
% of FP17s Relating to Continuations	0	57	0.0%	0.5%	0.7%	0.8%
% of Patients satisfied with the dentistry they have received	0	0	N/A	89.8%	90.6%	93.4%
% of Patients satisfied with the time they had to wait for an appointment	0	0	N/A	84.2%	83.8%	87.6%

* This is based on patients treated on this contract for their most recent course of treatment. Figures in italics indicate the base number of FP17s or Patient Questionnaire responses are less than 100. N/A is shown where the base number of responses is less than 10 during the period. % is calculated as Quantity/Base number*100

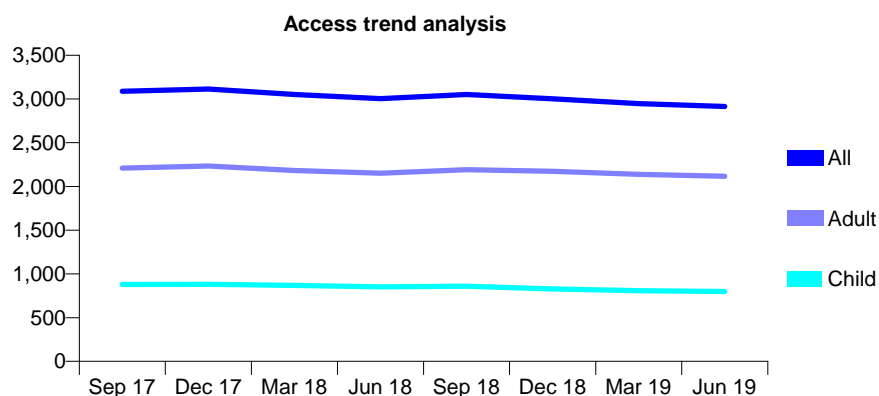
Q62 - Vital Signs At a Glance Contract Report for 927384/0001 - June 2019

Name or company name	MR M SHAH
Contract type name	GDS Contract
Purpose of contract	General
Contract start date	01/04/2006
Contract end date	

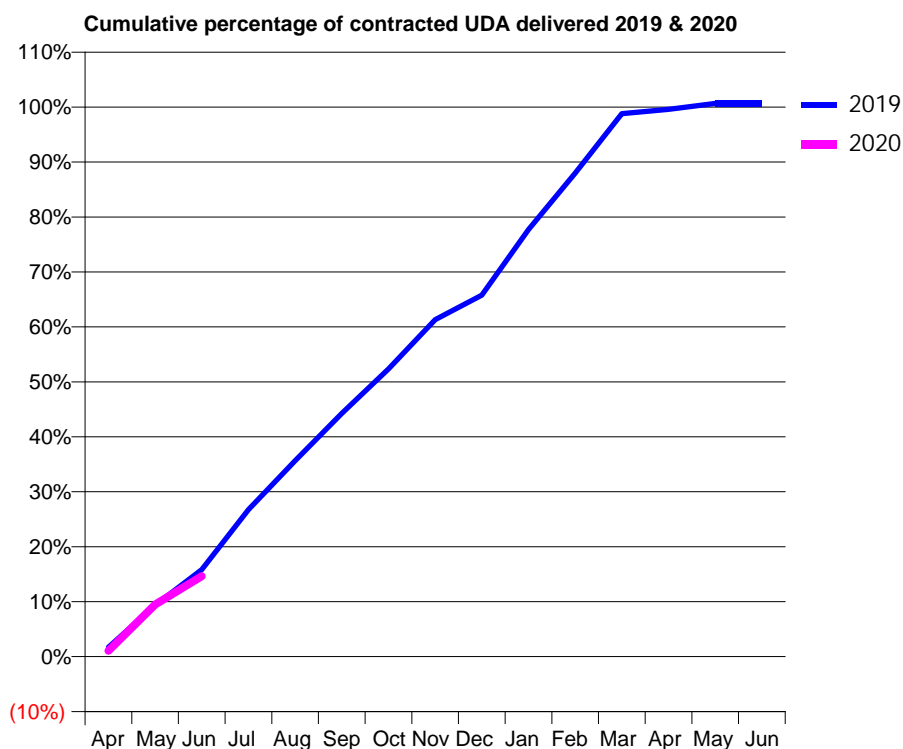
19/20 Contracted general activity (UDA)	8,775
Carry forward general activity (UDA)	0
19/20 Contracted orthodontic activity (UOA)	0
Carry forward orthodontic activity (UOA)	0
Baseline contract value	£235,045.56

ACCESS*

Patients seen in 24 months	Total	Change since previous quarter
Quarter ending June 2018	3,003	
Quarter ending September 2018	3,052	→
Quarter ending December 2018	3,002	↓
Quarter ending March 2019	2,947	↓
Quarter ending June 2019	2,915	↓
Variance since June 2018	(2.9%)	↓



ACTIVITY



Month	Adjusted Scheduled Activity (UDA)	
	2019	2020
April	151	93
May	824	832
June	1,389	1,284
July	2,348	
August	3,128	
September	3,883	
October	4,594	
November	5,379	
December	5,773	
January	6,820	
February	7,721	
March	8,670	
April	8,737	
May	8,833	
June	8,833	

QUALITY

	Quantity	Base Number	Contract	AT	Region	England
% of FP17s for the same patient ID Re-attending within 3 months - Children	12	234	5.1%	10.0%	11.9%	11.4%
% of FP17s for the same patient ID Re-attending within 3 months - Adults	54	509	10.6%	16.3%	17.2%	15.4%
% of FP17s for the same patient ID Re-attending between 3 & 9 months - Children	140	234	59.8%	50.0%	49.8%	59.8%
% of FP17s for the same patient ID Re-attending between 3 & 9 months - Adults	298	509	58.5%	38.6%	39.5%	52.1%
% of FP17s for Band 1 Urgent Courses	67	684	9.8%	11.8%	11.2%	9.2%
% of FP17s Relating to Free Repair or Replacements	4	684	0.6%	0.5%	0.5%	0.7%
% of FP17s Relating to Continuations	4	684	0.6%	0.5%	0.7%	0.8%
% of Patients satisfied with the dentistry they have received	1	1	N/A	89.8%	90.6%	93.4%
% of Patients satisfied with the time they had to wait for an appointment	0	1	N/A	84.2%	83.8%	87.6%

* This is based on patients treated on this contract for their most recent course of treatment. Figures in italics indicate the base number of FP17s or Patient Questionnaire responses are less than 100. N/A is shown where the base number of responses is less than 10 during the period. % is calculated as Quantity/Base number*100

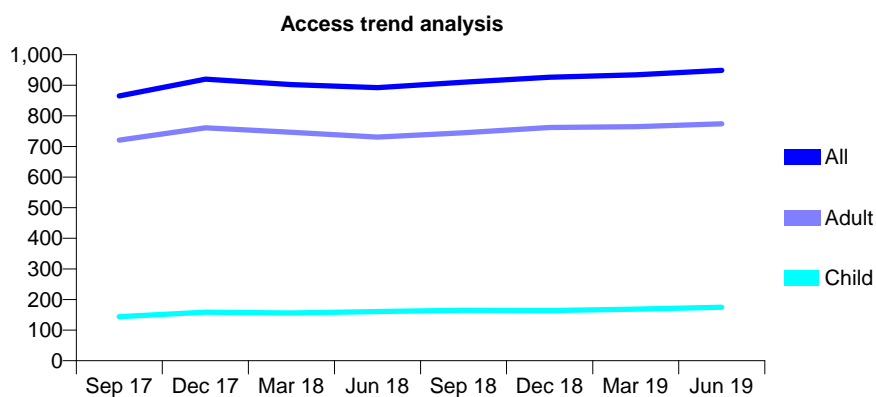
Q62 - Vital Signs At a Glance Contract Report for 929034/0001 - June 2019

Name or company name	Bhavish Thakrar and Jayesh Kotecha
Contract type name	GDS Contract
Purpose of contract	General
Contract start date	01/04/2006
Contract end date	

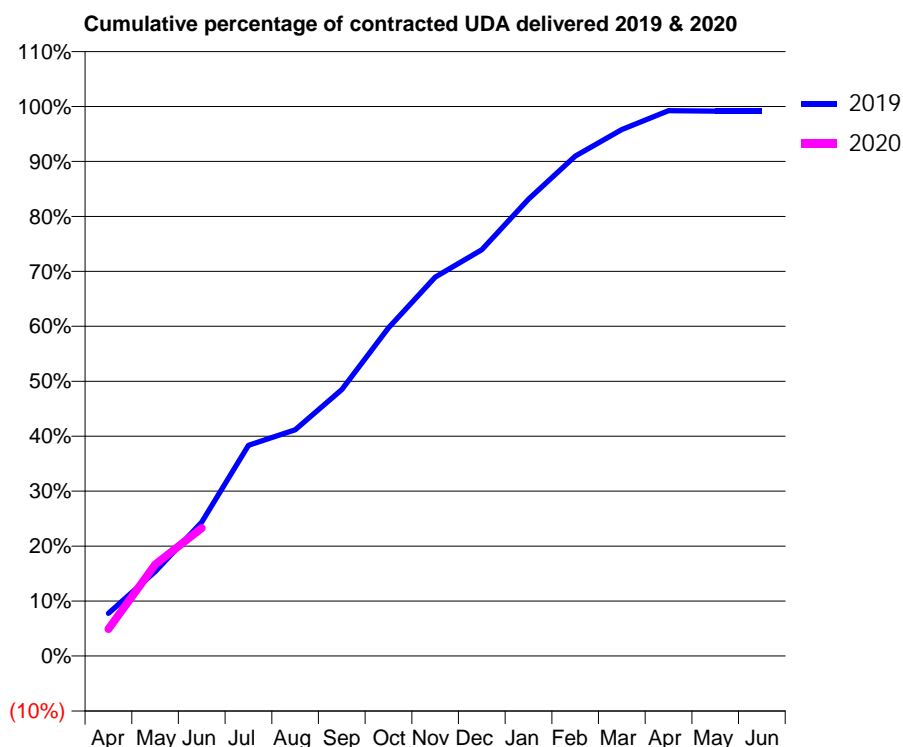
19/20 Contracted general activity (UDA)	3,378
Carry forward general activity (UDA)	0
19/20 Contracted orthodontic activity (UOA)	0
Carry forward orthodontic activity (UOA)	0
Baseline contract value	£110,641.24

ACCESS*

Patients seen in 24 months	Total	Change since previous quarter
Quarter ending June 2018	892	
Quarter ending September 2018	910	↑
Quarter ending December 2018	926	→
Quarter ending March 2019	934	→
Quarter ending June 2019	949	→
Variance since June 2018	6.4%	↑



ACTIVITY



Month	Adjusted Scheduled Activity (UDA)	
	2019	2020
April	262	166
May	519	563
June	823	786
July	1,295	
August	1,391	
September	1,638	
October	2,017	
November	2,330	
December	2,498	
January	2,808	
February	3,072	
March	3,236	
April	3,352	
May	3,349	
June	3,349	

QUALITY

	Quantity	Base Number	Contract	AT	Region	England
% of FP17s for the same patient ID Re-attending within 3 months - Children	2	56	3.6%	10.0%	11.9%	11.4%
% of FP17s for the same patient ID Re-attending within 3 months - Adults	16	236	6.8%	16.3%	17.2%	15.4%
% of FP17s for the same patient ID Re-attending between 3 & 9 months - Children	19	56	33.9%	50.0%	49.8%	59.8%
% of FP17s for the same patient ID Re-attending between 3 & 9 months - Adults	95	236	40.3%	38.6%	39.5%	52.1%
% of FP17s for Band 1 Urgent Courses	17	258	6.6%	11.8%	11.2%	9.2%
% of FP17s Relating to Free Repair or Replacements	0	258	0.0%	0.5%	0.5%	0.7%
% of FP17s Relating to Continuations	0	258	0.0%	0.5%	0.7%	0.8%
% of Patients satisfied with the dentistry they have received	0	0	N/A	89.8%	90.6%	93.4%
% of Patients satisfied with the time they had to wait for an appointment	0	0	N/A	84.2%	83.8%	87.6%

* This is based on patients treated on this contract for their most recent course of treatment. Figures in italics indicate the base number of FP17s or Patient Questionnaire responses are less than 100. N/A is shown where the base number of responses is less than 10 during the period. % is calculated as Quantity/Base number*100

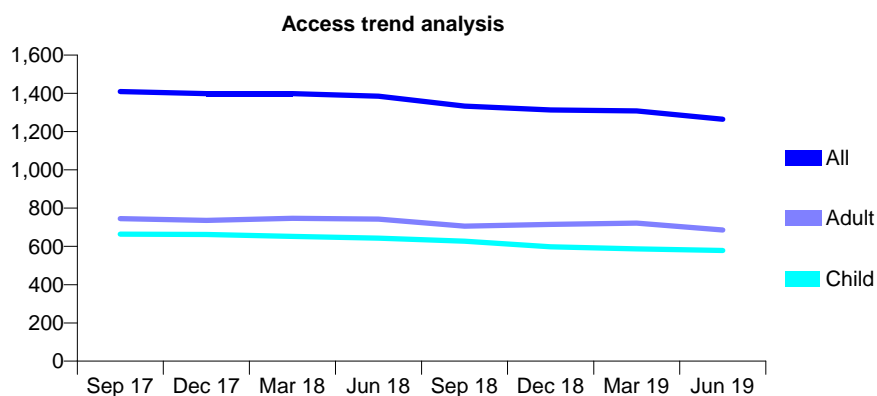
Q62 - Vital Signs At a Glance Contract Report for 929263/0001 - June 2019

Name or company name	MRS JM SRITHARAN
Contract type name	GDS Contract
Purpose of contract	General
Contract start date	01/04/2006
Contract end date	

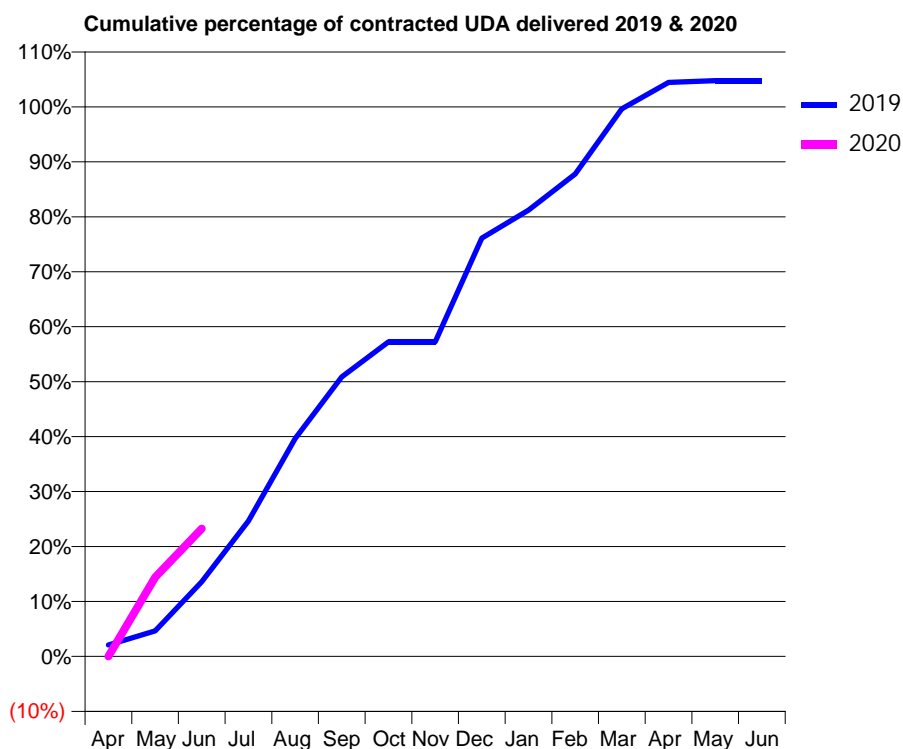
19/20 Contracted general activity (UDA)	3,815
Carry forward general activity (UDA)	0
19/20 Contracted orthodontic activity (UOA)	0
Carry forward orthodontic activity (UOA)	0
Baseline contract value	£100,538.42

ACCESS*

Patients seen in 24 months	Total	Change since previous quarter
Quarter ending June 2018	1,385	
Quarter ending September 2018	1,333	↓
Quarter ending December 2018	1,313	↓
Quarter ending March 2019	1,308	→
Quarter ending June 2019	1,264	↓
Variance since June 2018	(8.7%)	↓



ACTIVITY



Month	Adjusted Scheduled Activity (UDA)	
	2019	2020
April	79	0
May	177	549
June	518	888
July	941	
August	1,512	
September	1,940	
October	2,184	
November	2,184	
December	2,904	
January	3,098	
February	3,349	
March	3,801	
April	3,985	
May	3,997	
June	3,997	

QUALITY

	Quantity	Base Number	Contract	AT	Region	England
% of FP17s for the same patient ID Re-attending within 3 months - Children	9	182	4.9%	10.0%	11.9%	11.4%
% of FP17s for the same patient ID Re-attending within 3 months - Adults	15	157	9.6%	16.3%	17.2%	15.4%
% of FP17s for the same patient ID Re-attending between 3 & 9 months - Children	58	182	31.9%	50.0%	49.8%	59.8%
% of FP17s for the same patient ID Re-attending between 3 & 9 months - Adults	39	157	24.8%	38.6%	39.5%	52.1%
% of FP17s for Band 1 Urgent Courses	7	287	2.4%	11.8%	11.2%	9.2%
% of FP17s Relating to Free Repair or Replacements	0	287	0.0%	0.5%	0.5%	0.7%
% of FP17s Relating to Continuations	0	287	0.0%	0.5%	0.7%	0.8%
% of Patients satisfied with the dentistry they have received	1	1	N/A	89.8%	90.6%	93.4%
% of Patients satisfied with the time they had to wait for an appointment	1	1	N/A	84.2%	83.8%	87.6%

* This is based on patients treated on this contract for their most recent course of treatment. Figures in italics indicate the base number of FP17s or Patient Questionnaire responses are less than 100. N/A is shown where the base number of responses is less than 10 during the period. % is calculated as Quantity/Base number*100

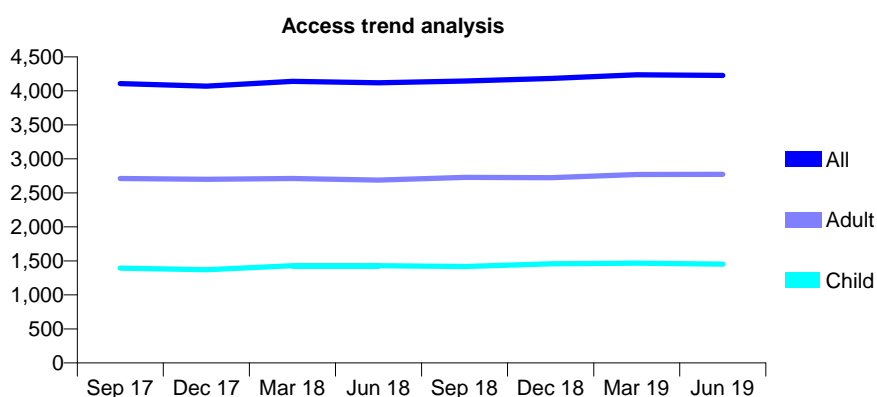
Q62 - Vital Signs At a Glance Contract Report for 933775/0001 - June 2019

Name or company name	MISS M VIJAYARAGHAVAN
Contract type name	GDS Contract
Purpose of contract	General
Contract start date	01/04/2006
Contract end date	

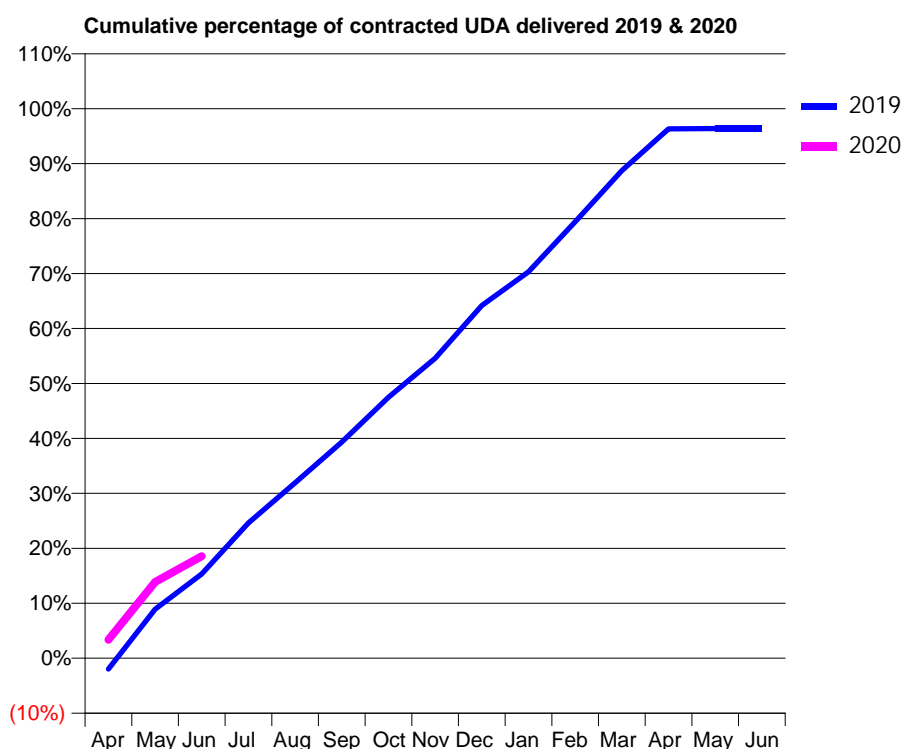
19/20 Contracted general activity (UDA)	9,700
Carry forward general activity (UDA)	0
19/20 Contracted orthodontic activity (UOA)	0
Carry forward orthodontic activity (UOA)	0
Baseline contract value	£270,056.44

ACCESS*

Patients seen in 24 months	Total	Change since previous quarter
Quarter ending June 2018	4,119	
Quarter ending September 2018	4,144	→
Quarter ending December 2018	4,181	→
Quarter ending March 2019	4,236	→
Quarter ending June 2019	4,226	→
Variance since June 2018	2.6%	↑



ACTIVITY



Month	2019	2020
April	-192	325
May	867	1,347
June	1,490	1,802
July	2,388	
August	3,098	
September	3,815	
October	4,604	
November	5,296	
December	6,224	
January	6,821	
February	7,706	
March	8,607	
April	9,344	
May	9,347	
June	9,347	

QUALITY

	Quantity	Base Number	Contract	AT	Region	England
% of FP17s for the same patient ID Re-attending within 3 months - Children	46	477	9.6%	10.0%	11.9%	11.4%
% of FP17s for the same patient ID Re-attending within 3 months - Adults	70	624	11.2%	16.3%	17.2%	15.4%
% of FP17s for the same patient ID Re-attending between 3 & 9 months - Children	235	477	49.3%	50.0%	49.8%	59.8%
% of FP17s for the same patient ID Re-attending between 3 & 9 months - Adults	172	624	27.6%	38.6%	39.5%	52.1%
% of FP17s for Band 1 Urgent Courses	73	834	8.8%	11.8%	11.2%	9.2%
% of FP17s Relating to Free Repair or Replacements	5	834	0.6%	0.5%	0.5%	0.7%
% of FP17s Relating to Continuations	17	834	2.0%	0.5%	0.7%	0.8%
% of Patients satisfied with the dentistry they have received	1	1	N/A	89.8%	90.6%	93.4%
% of Patients satisfied with the time they had to wait for an appointment	0	1	N/A	84.2%	83.8%	87.6%

* This is based on patients treated on this contract for their most recent course of treatment.

Figures in italics indicate the base number of FP17s or Patient Questionnaire responses are less than 100. N/A is shown where the base number of responses is less than 10 during the period. % is calculated as Quantity/Base number*100

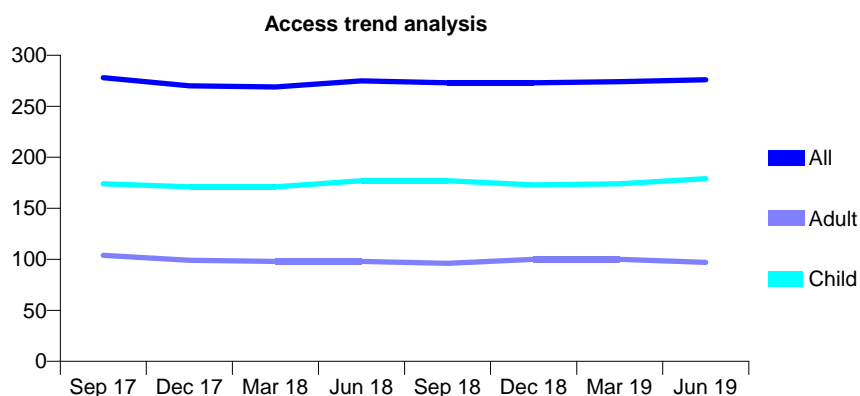
Q62 - Vital Signs At a Glance Contract Report for 934402/0002 - June 2019

Name or company name	Leonard Bernstein, Mark Sher and Barry La
Contract type name	GDS Contract
Purpose of contract	General
Contract start date	25/04/2011
Contract end date	

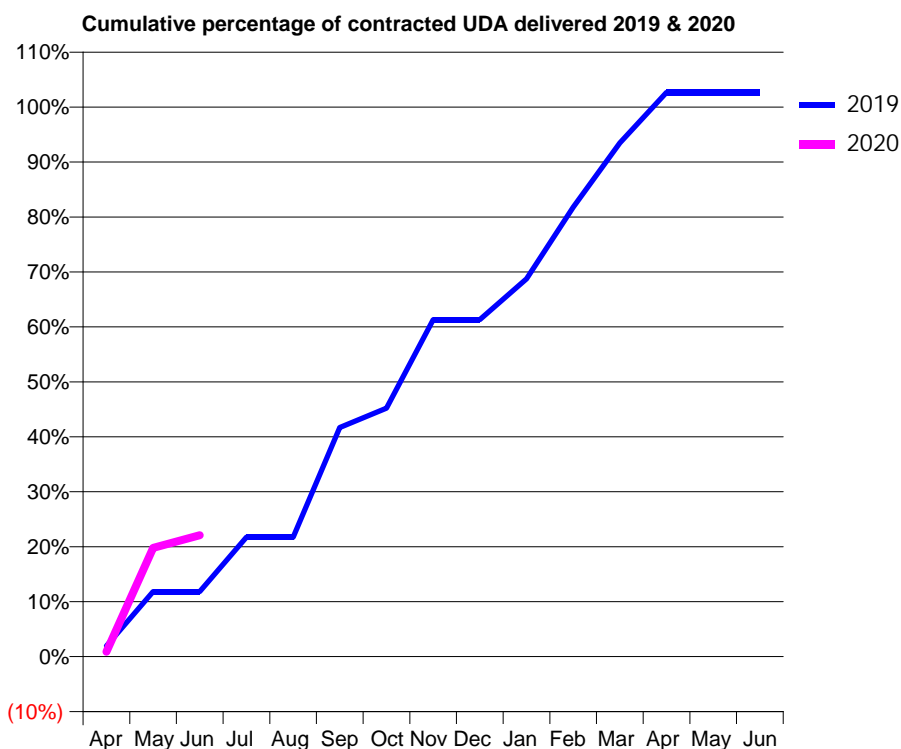
19/20 Contracted general activity (UDA)	566
Carry forward general activity (UDA)	0
19/20 Contracted orthodontic activity (UOA)	0
Carry forward orthodontic activity (UOA)	0
Baseline contract value	£13,334.77

ACCESS*

Patients seen in 24 months	Total	Change since previous quarter
Quarter ending June 2018	275	
Quarter ending September 2018	273	→
Quarter ending December 2018	273	→
Quarter ending March 2019	274	→
Quarter ending June 2019	276	→
Variance since June 2018	0.4%	→



ACTIVITY



Month	Adjusted Scheduled Activity (UDA)	
	2019	2020
April	11	5
May	67	112
June	67	125
July	123	
August	123	
September	236	
October	256	
November	347	
December	347	
January	389	
February	463	
March	529	
April	581	
May	581	
June	581	

QUALITY

	Quantity	Base Number	Contract	AT	Region	England
% of FP17s for the same patient ID Re-attending within 3 months - Children	3	71	4.2%	10.0%	11.9%	11.4%
% of FP17s for the same patient ID Re-attending within 3 months - Adults	2	30	6.7%	16.3%	17.2%	15.4%
% of FP17s for the same patient ID Re-attending between 3 & 9 months - Children	36	71	50.7%	50.0%	49.8%	59.8%
% of FP17s for the same patient ID Re-attending between 3 & 9 months - Adults	15	30	50.0%	38.6%	39.5%	52.1%
% of FP17s for Band 1 Urgent Courses	0	67	0.0%	11.8%	11.2%	9.2%
% of FP17s Relating to Free Repair or Replacements	0	67	0.0%	0.5%	0.5%	0.7%
% of FP17s Relating to Continuations	0	67	0.0%	0.5%	0.7%	0.8%
% of Patients satisfied with the dentistry they have received	0	0	N/A	89.8%	90.6%	93.4%
% of Patients satisfied with the time they had to wait for an appointment	0	0	N/A	84.2%	83.8%	87.6%

* This is based on patients treated on this contract for their most recent course of treatment. Figures in italics indicate the base number of FP17s or Patient Questionnaire responses are less than 100. N/A is shown where the base number of responses is less than 10 during the period. % is calculated as Quantity/Base number*100

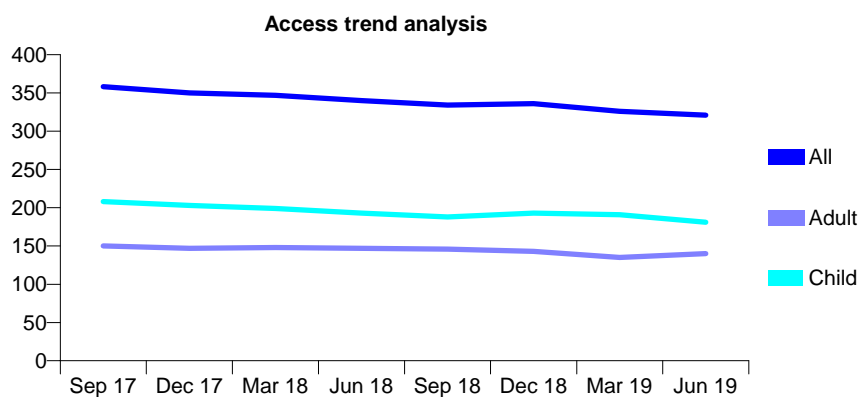
Q62 - Vital Signs At a Glance Contract Report for 935875/0001 - June 2019

Name or company name	MISS AS SHRESTHA
Contract type name	GDS Contract
Purpose of contract	General
Contract start date	01/09/2014
Contract end date	

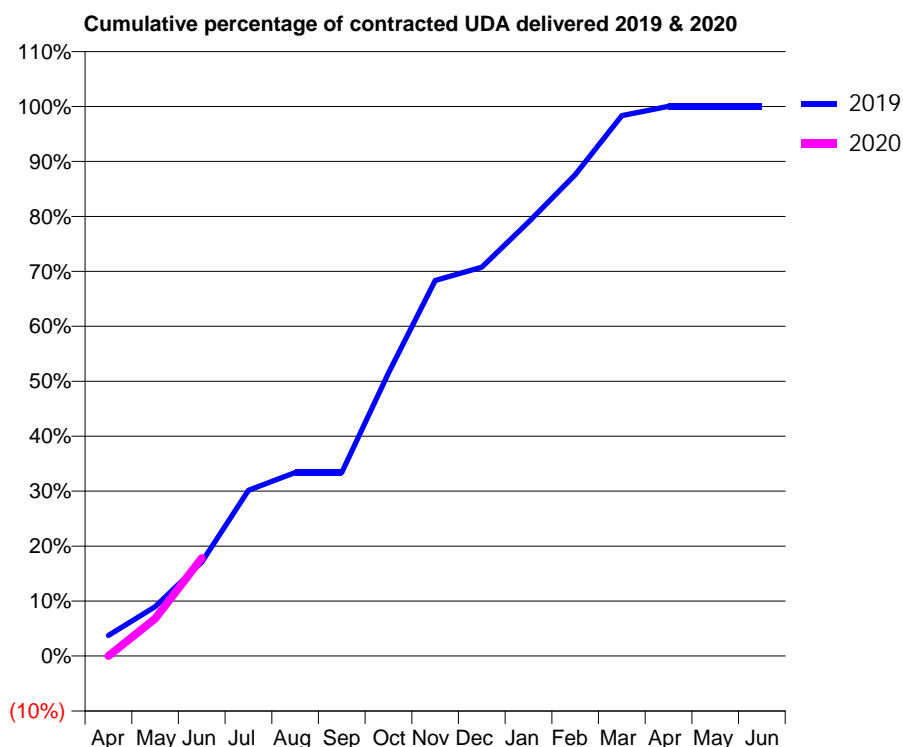
19/20 Contracted general activity (UDA)	962
Carry forward general activity (UDA)	0
19/20 Contracted orthodontic activity (UOA)	0
Carry forward orthodontic activity (UOA)	0
Baseline contract value	£20,367.20

ACCESS*

Patients seen in 24 months	Total	Change since previous quarter
Quarter ending June 2018	340	
Quarter ending September 2018	334	↓
Quarter ending December 2018	336	→
Quarter ending March 2019	326	↓
Quarter ending June 2019	321	↓
Variance since June 2018	(5.6%)	↓



ACTIVITY



Month	Adjusted Scheduled Activity (UDA)	
	2019	2020
April	36	0
May	87	65
June	164	171
July	290	
August	321	
September	321	
October	496	
November	657	
December	681	
January	760	
February	843	
March	946	
April	962	
May	962	
June	962	

QUALITY

	Quantity	Base Number	Contract	AT	Region	England
% of FP17s for the same patient ID Re-attending within 3 months - Children	11	67	16.4%	10.0%	11.9%	11.4%
% of FP17s for the same patient ID Re-attending within 3 months - Adults	2	24	8.3%	16.3%	17.2%	15.4%
% of FP17s for the same patient ID Re-attending between 3 & 9 months - Children	46	67	68.7%	50.0%	49.8%	59.8%
% of FP17s for the same patient ID Re-attending between 3 & 9 months - Adults	13	24	54.2%	38.6%	39.5%	52.1%
% of FP17s for Band 1 Urgent Courses	2	83	2.4%	11.8%	11.2%	9.2%
% of FP17s Relating to Free Repair or Replacements	0	83	0.0%	0.5%	0.5%	0.7%
% of FP17s Relating to Continuations	1	83	1.2%	0.5%	0.7%	0.8%
% of Patients satisfied with the dentistry they have received	0	0	N/A	89.8%	90.6%	93.4%
% of Patients satisfied with the time they had to wait for an appointment	0	0	N/A	84.2%	83.8%	87.6%

* This is based on patients treated on this contract for their most recent course of treatment. Figures in italics indicate the base number of FP17s or Patient Questionnaire responses are less than 100. N/A is shown where the base number of responses is less than 10 during the period. % is calculated as Quantity/Base number*100

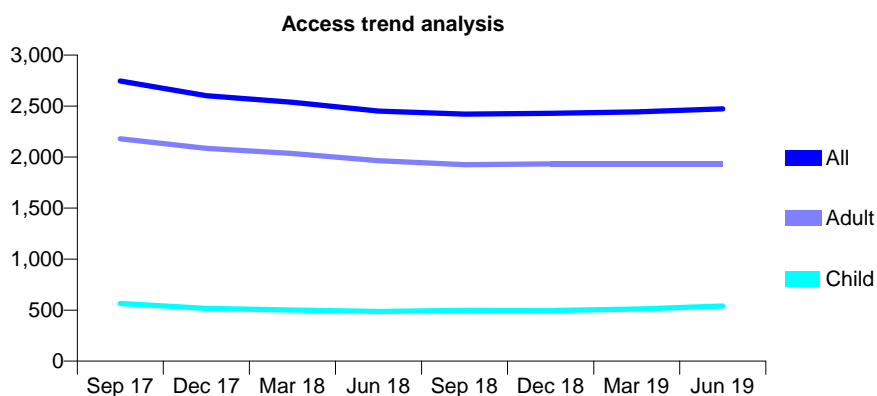
Q62 - Vital Signs At a Glance Contract Report for 938971/0001 - June 2019

Name or company name	Provider
Contract type name	GDS Contract
Purpose of contract	General
Contract start date	01/04/2006
Contract end date	

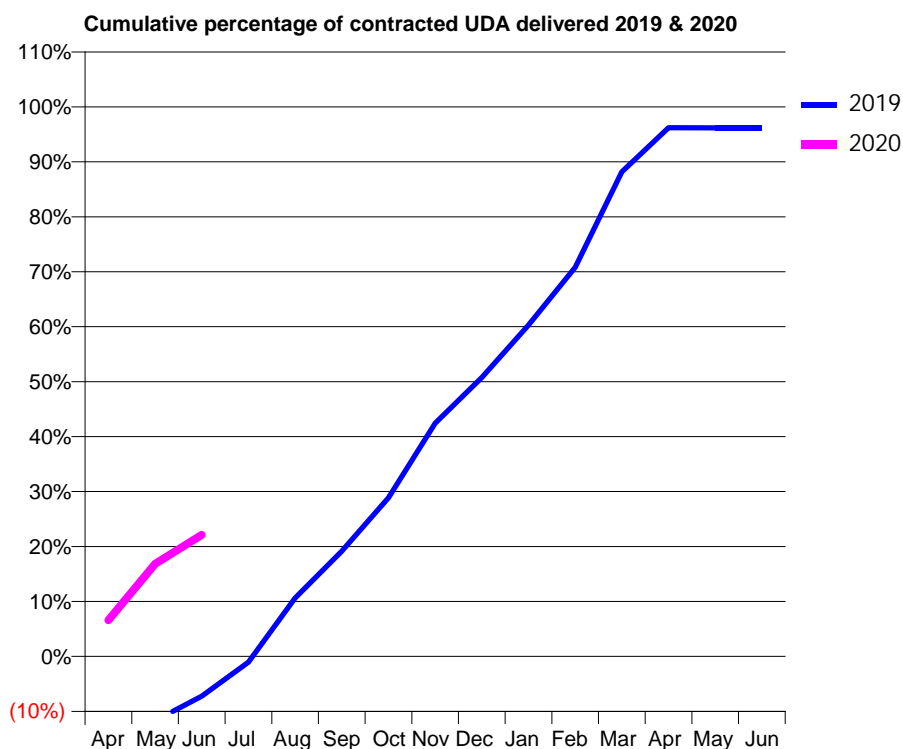
19/20 Contracted general activity (UDA)	8,757
Carry forward general activity (UDA)	0
19/20 Contracted orthodontic activity (UOA)	0
Carry forward orthodontic activity (UOA)	0
Baseline contract value	£210,309.67

ACCESS*

Patients seen in 24 months	Total	Change since previous quarter
Quarter ending June 2018	2,451	
Quarter ending September 2018	2,422	↓
Quarter ending December 2018	2,430	→
Quarter ending March 2019	2,444	→
Quarter ending June 2019	2,473	→
Variance since June 2018	0.9%	→



ACTIVITY



Month	Adjusted Scheduled Activity (UDA)	
	2019	2020
April	-1,672	576
May	-1,025	1,475
June	-634	1,938
July	-93	
August	931	
September	1,677	
October	2,531	
November	3,717	
December	4,444	
January	5,279	
February	6,200	
March	7,721	
April	8,425	
May	8,422	
June	8,422	

QUALITY

	Quantity	Base Number	Contract	AT	Region	England
% of FP17s for the same patient ID Re-attending within 3 months - Children	25	178	14.0%	10.0%	11.9%	11.4%
% of FP17s for the same patient ID Re-attending within 3 months - Adults	198	611	32.4%	16.3%	17.2%	15.4%
% of FP17s for the same patient ID Re-attending between 3 & 9 months - Children	80	178	44.9%	50.0%	49.8%	59.8%
% of FP17s for the same patient ID Re-attending between 3 & 9 months - Adults	205	611	33.6%	38.6%	39.5%	52.1%
% of FP17s for Band 1 Urgent Courses	114	638	17.9%	11.8%	11.2%	9.2%
% of FP17s Relating to Free Repair or Replacements	6	638	0.9%	0.5%	0.5%	0.7%
% of FP17s Relating to Continuations	17	638	2.7%	0.5%	0.7%	0.8%
% of Patients satisfied with the dentistry they have received	1	1	N/A	89.8%	90.6%	93.4%
% of Patients satisfied with the time they had to wait for an appointment	1	1	N/A	84.2%	83.8%	87.6%

* This is based on patients treated on this contract for their most recent course of treatment. Figures in italics indicate the base number of FP17s or Patient Questionnaire responses are less than 100. N/A is shown where the base number of responses is less than 10 during the period. % is calculated as Quantity/Base number*100

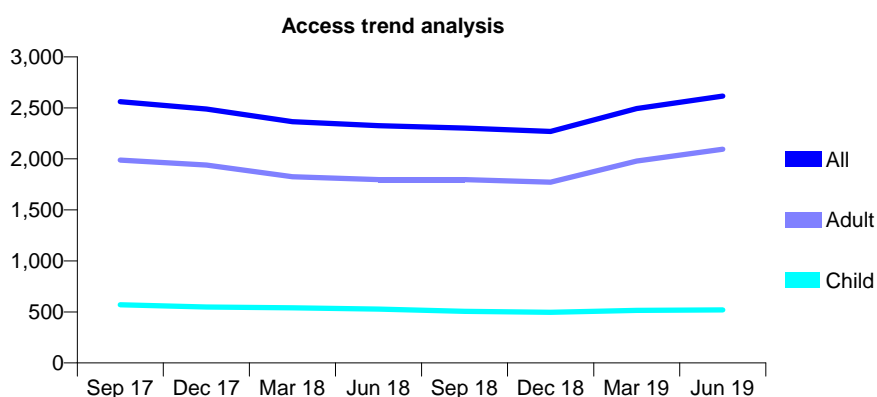
Q62 - Vital Signs At a Glance Contract Report for 939587/0001 - June 2019

Name or company name	MR SM AYOUB-BEY
Contract type name	GDS Contract
Purpose of contract	General
Contract start date	01/04/2006
Contract end date	

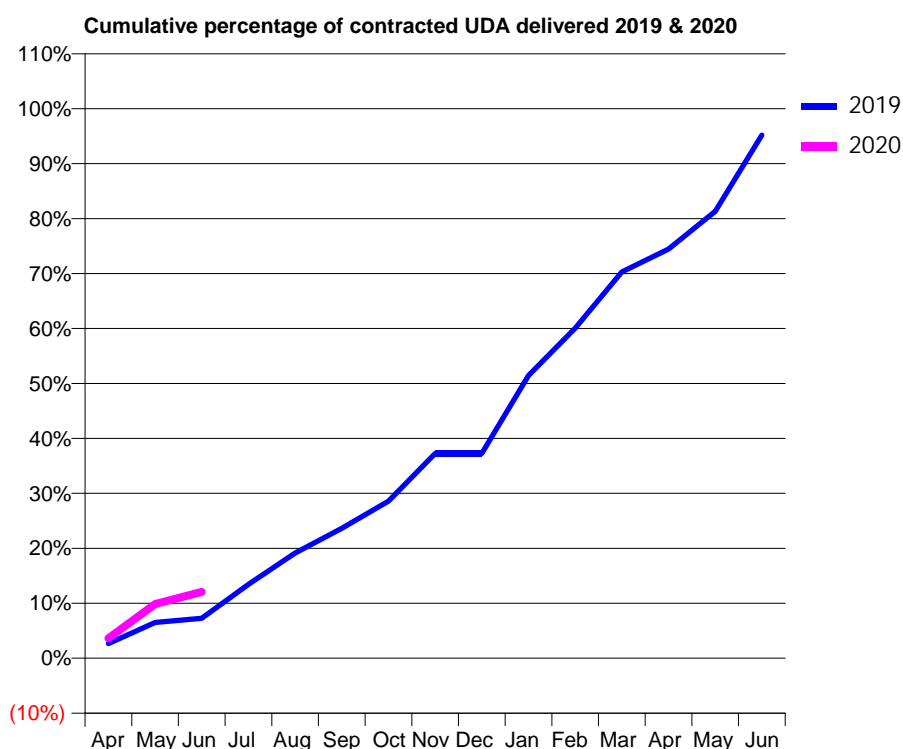
19/20 Contracted general activity (UDA)	9,179
Carry forward general activity (UDA)	0
19/20 Contracted orthodontic activity (UOA)	0
Carry forward orthodontic activity (UOA)	0
Baseline contract value	£324,792.58

ACCESS*

Patients seen in 24 months	Total	Change since previous quarter
Quarter ending June 2018	2,325	
Quarter ending September 2018	2,303	→
Quarter ending December 2018	2,268	↓
Quarter ending March 2019	2,494	↑
Quarter ending June 2019	2,615	↑
Variance since June 2018	12.5%	↑



ACTIVITY



Month	2019	2020
April	246	333
May	598	905
June	667	1,109
July	1,233	
August	1,760	
September	2,169	
October	2,624	
November	3,419	
December	3,419	
January	4,722	
February	5,513	
March	6,453	
April	6,834	
May	7,466	
June	8,736	

QUALITY

	Quantity	Base Number	Contract	AT	Region	England
% of FP17s for the same patient ID Re-attending within 3 months - Children	11	139	7.9%	10.0%	11.9%	11.4%
% of FP17s for the same patient ID Re-attending within 3 months - Adults	62	641	9.7%	16.3%	17.2%	15.4%
% of FP17s for the same patient ID Re-attending between 3 & 9 months - Children	75	139	54.0%	50.0%	49.8%	59.8%
% of FP17s for the same patient ID Re-attending between 3 & 9 months - Adults	157	641	24.5%	38.6%	39.5%	52.1%
% of FP17s for Band 1 Urgent Courses	78	488	16.0%	11.8%	11.2%	9.2%
% of FP17s Relating to Free Repair or Replacements	0	488	0.0%	0.5%	0.5%	0.7%
% of FP17s Relating to Continuations	1	488	0.2%	0.5%	0.7%	0.8%
% of Patients satisfied with the dentistry they have received	0	0	N/A	89.8%	90.6%	93.4%
% of Patients satisfied with the time they had to wait for an appointment	0	0	N/A	84.2%	83.8%	87.6%

* This is based on patients treated on this contract for their most recent course of treatment.

Figures in italics indicate the base number of FP17s or Patient Questionnaire responses are less than 100. N/A is shown where the base number of responses is less than 10 during the period. % is calculated as Quantity/Base number*100

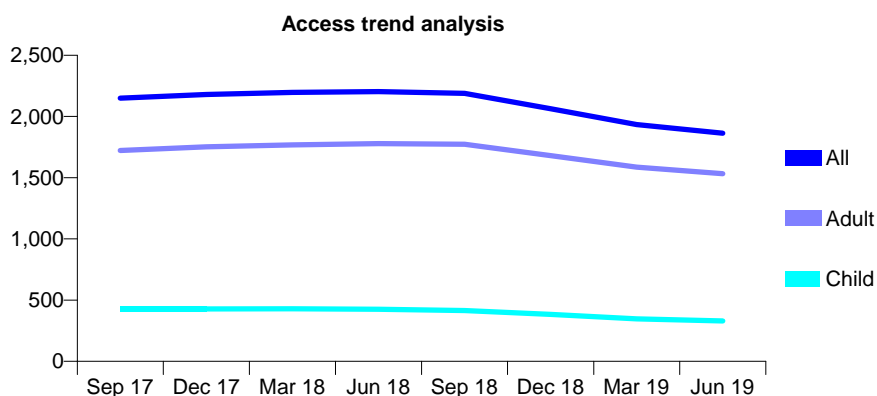
Q62 - Vital Signs At a Glance Contract Report for 939870/0001 - June 2019

Name or company name	MR B SHAH
Contract type name	GDS Contract
Purpose of contract	General
Contract start date	01/04/2006
Contract end date	

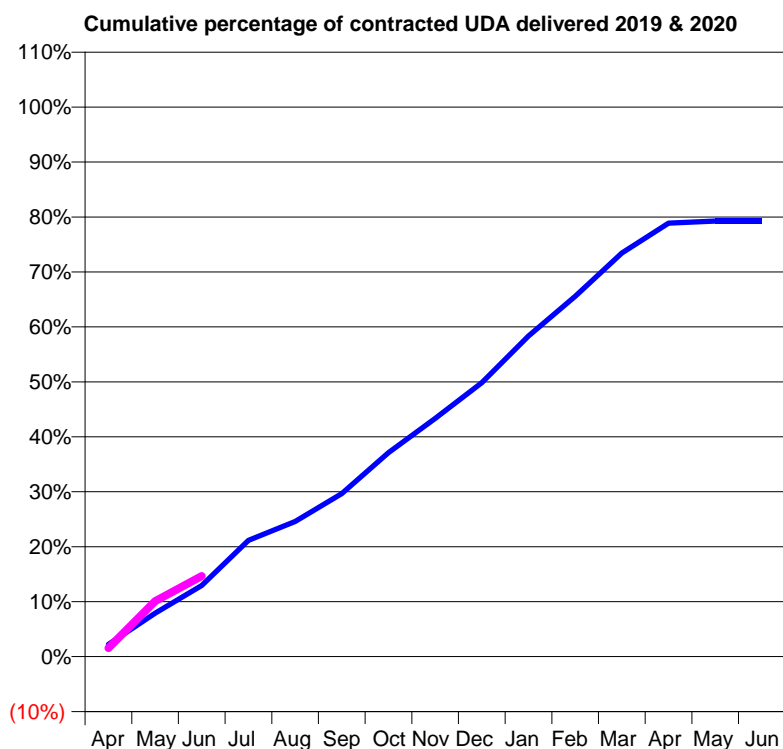
19/20 Contracted general activity (UDA)	5,400
Carry forward general activity (UDA)	0
19/20 Contracted orthodontic activity (UOA)	0
Carry forward orthodontic activity (UOA)	0
Baseline contract value	£144,808.07

ACCESS*

Patients seen in 24 months	Total	Change since previous quarter
Quarter ending June 2018	2,203	
Quarter ending September 2018	2,189	→
Quarter ending December 2018	2,064	↓
Quarter ending March 2019	1,934	↓
Quarter ending June 2019	1,863	↓
Variance since June 2018	(15.4%)	↓



ACTIVITY



Month	Adjusted Scheduled Activity (UDA)	
	2019	2020
April	135	84
May	474	546
June	777	792
July	1,269	
August	1,476	
September	1,780	
October	2,227	
November	2,601	
December	2,989	
January	3,501	
February	3,935	
March	4,406	
April	4,733	
May	4,754	
June	4,754	

QUALITY

	Quantity	Base Number	Contract	AT	Region	England
% of FP17s for the same patient ID Re-attending within 3 months - Children	1	71	1.4%	10.0%	11.9%	11.4%
% of FP17s for the same patient ID Re-attending within 3 months - Adults	20	321	6.2%	16.3%	17.2%	15.4%
% of FP17s for the same patient ID Re-attending between 3 & 9 months - Children	25	71	35.2%	50.0%	49.8%	59.8%
% of FP17s for the same patient ID Re-attending between 3 & 9 months - Adults	118	321	36.8%	38.6%	39.5%	52.1%
% of FP17s for Band 1 Urgent Courses	9	275	3.3%	11.8%	11.2%	9.2%
% of FP17s Relating to Free Repair or Replacements	0	275	0.0%	0.5%	0.5%	0.7%
% of FP17s Relating to Continuations	0	275	0.0%	0.5%	0.7%	0.8%
% of Patients satisfied with the dentistry they have received	2	2	N/A	89.8%	90.6%	93.4%
% of Patients satisfied with the time they had to wait for an appointment	2	2	N/A	84.2%	83.8%	87.6%

* This is based on patients treated on this contract for their most recent course of treatment. Figures in italics indicate the base number of FP17s or Patient Questionnaire responses are less than 100. N/A is shown where the base number of responses is less than 10 during the period. % is calculated as Quantity/Base number*100

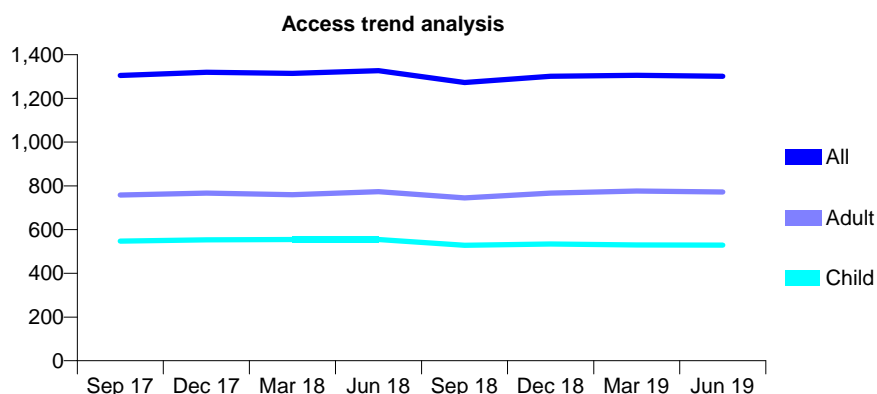
Q62 - Vital Signs At a Glance Contract Report for 941077/0001 - June 2019

Name or company name	Mr Jason Lai and Mr Gregory Lai
Contract type name	GDS Contract
Purpose of contract	General
Contract start date	01/04/2008
Contract end date	

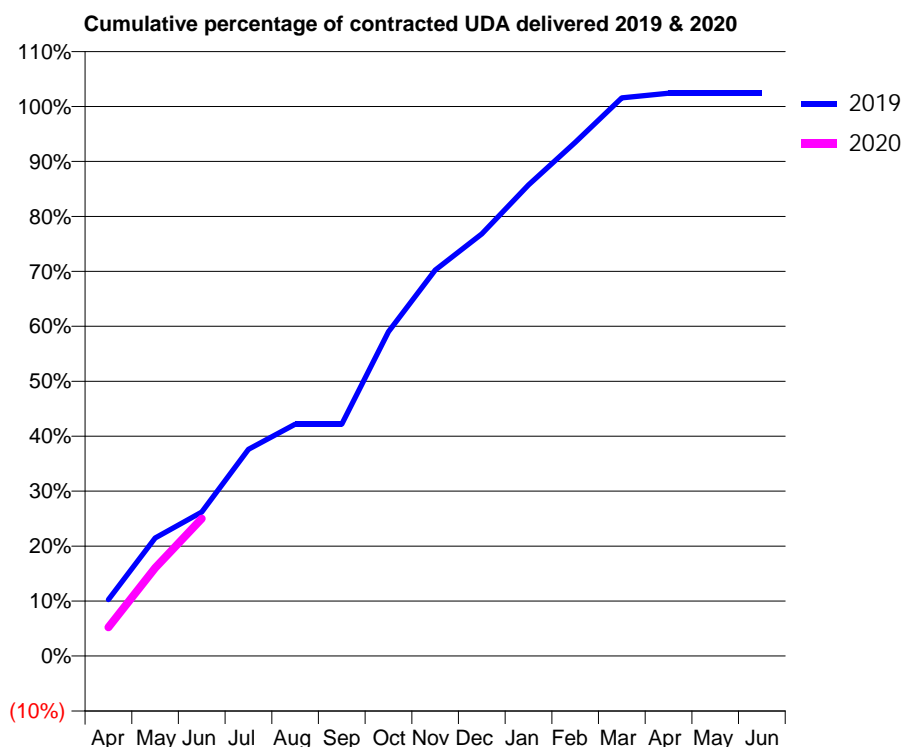
19/20 Contracted general activity (UDA)	8,354
Carry forward general activity (UDA)	0
19/20 Contracted orthodontic activity (UOA)	0
Carry forward orthodontic activity (UOA)	0
Baseline contract value	£276,524.11

ACCESS*

Patients seen in 24 months	Total	Change since previous quarter
Quarter ending June 2018	1,327	
Quarter ending September 2018	1,273	↓
Quarter ending December 2018	1,301	↑
Quarter ending March 2019	1,306	→
Quarter ending June 2019	1,301	→
Variance since June 2018	(2.0%)	↓



ACTIVITY



Month	Adjusted Scheduled Activity (UDA)	
	2019	2020
April	859	436
May	1,795	1,340
June	2,188	2,089
July	3,143	
August	3,524	
September	3,524	
October	4,928	
November	5,868	
December	6,417	
January	7,162	
February	7,808	
March	8,486	
April	8,556	
May	8,556	
June	8,556	

QUALITY

	Quantity	Base Number	Contract	AT	Region	England
% of FP17s for the same patient ID Re-attending within 3 months - Children	2	114	1.8%	10.0%	11.9%	11.4%
% of FP17s for the same patient ID Re-attending within 3 months - Adults	6	166	3.6%	16.3%	17.2%	15.4%
% of FP17s for the same patient ID Re-attending between 3 & 9 months - Children	41	114	36.0%	50.0%	49.8%	59.8%
% of FP17s for the same patient ID Re-attending between 3 & 9 months - Adults	61	166	36.7%	38.6%	39.5%	52.1%
% of FP17s for Band 1 Urgent Courses	13	271	4.8%	11.8%	11.2%	9.2%
% of FP17s Relating to Free Repair or Replacements	0	271	0.0%	0.5%	0.5%	0.7%
% of FP17s Relating to Continuations	1	271	0.4%	0.5%	0.7%	0.8%
% of Patients satisfied with the dentistry they have received	3	4	N/A	89.8%	90.6%	93.4%
% of Patients satisfied with the time they had to wait for an appointment	4	4	N/A	84.2%	83.8%	87.6%

* This is based on patients treated on this contract for their most recent course of treatment. Figures in italics indicate the base number of FP17s or Patient Questionnaire responses are less than 100. N/A is shown where the base number of responses is less than 10 during the period. % is calculated as Quantity/Base number*100

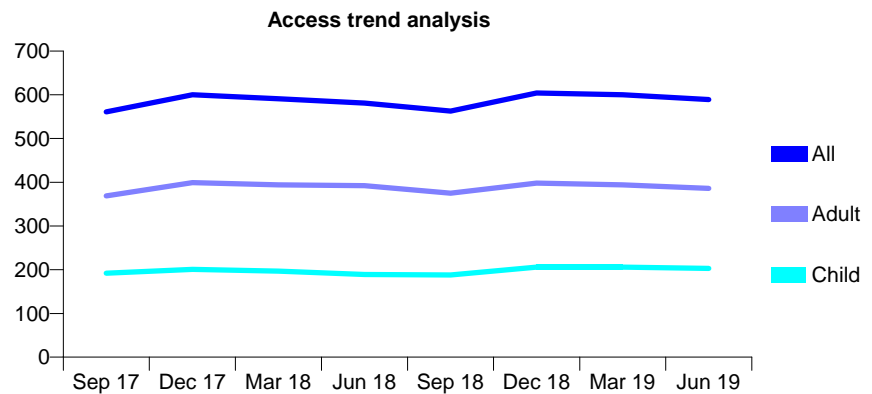
Q62 - Vital Signs At a Glance Contract Report for 941077/0002 - June 2019

Name or company name	Mr Jason Lai and Mr Gregory Lai
Contract type name	GDS Contract
Purpose of contract	General
Contract start date	21/01/2010
Contract end date	

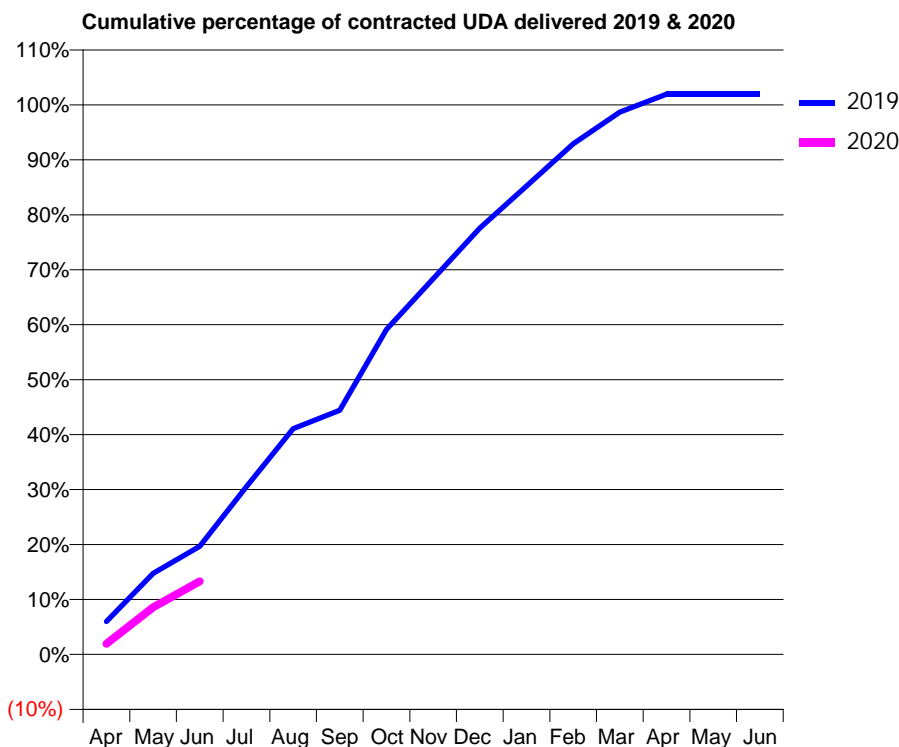
19/20 Contracted general activity (UDA)	3,527
Carry forward general activity (UDA)	0
19/20 Contracted orthodontic activity (UOA)	0
Carry forward orthodontic activity (UOA)	0
Baseline contract value	£79,284.07

ACCESS*

Patients seen in 24 months	Total	Change since previous quarter
Quarter ending June 2018	581	
Quarter ending September 2018	563	↓
Quarter ending December 2018	604	↑
Quarter ending March 2019	600	→
Quarter ending June 2019	589	↓
Variance since June 2018	1.4%	→



ACTIVITY



Month	2019	2020
April	211	69
May	521	302
June	694	469
July	1,077	
August	1,449	
September	1,567	
October	2,086	
November	2,412	
December	2,736	
January	3,006	
February	3,277	
March	3,480	
April	3,596	
May	3,596	
June	3,596	

QUALITY

	Quantity	Base Number	Contract	AT	Region	England
% of FP17s for the same patient ID Re-attending within 3 months - Children	3	46	6.5%	10.0%	11.9%	11.4%
% of FP17s for the same patient ID Re-attending within 3 months - Adults	26	108	24.1%	16.3%	17.2%	15.4%
% of FP17s for the same patient ID Re-attending between 3 & 9 months - Children	31	46	67.4%	50.0%	49.8%	59.8%
% of FP17s for the same patient ID Re-attending between 3 & 9 months - Adults	50	108	46.3%	38.6%	39.5%	52.1%
% of FP17s for Band 1 Urgent Courses	13	121	10.7%	11.8%	11.2%	9.2%
% of FP17s Relating to Free Repair or Replacements	2	121	1.7%	0.5%	0.5%	0.7%
% of FP17s Relating to Continuations	0	121	0.0%	0.5%	0.7%	0.8%
% of Patients satisfied with the dentistry they have received	1	1	N/A	89.8%	90.6%	93.4%
% of Patients satisfied with the time they had to wait for an appointment	1	1	N/A	84.2%	83.8%	87.6%

* This is based on patients treated on this contract for their most recent course of treatment. Figures in italics indicate the base number of FP17s or Patient Questionnaire responses are less than 100. N/A is shown where the base number of responses is less than 10 during the period. % is calculated as Quantity/Base number*100

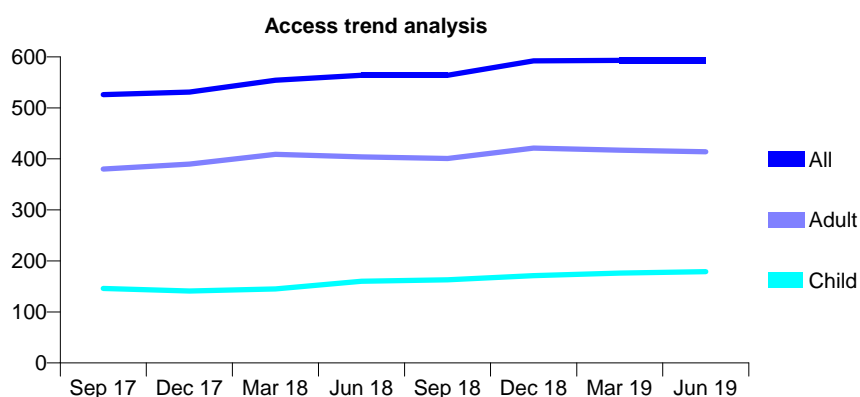
Q62 - Vital Signs At a Glance Contract Report for 941298/0001 - June 2019

Name or company name	MR K NIRMALATHASAN
Contract type name	GDS Contract
Purpose of contract	General
Contract start date	01/04/2006
Contract end date	

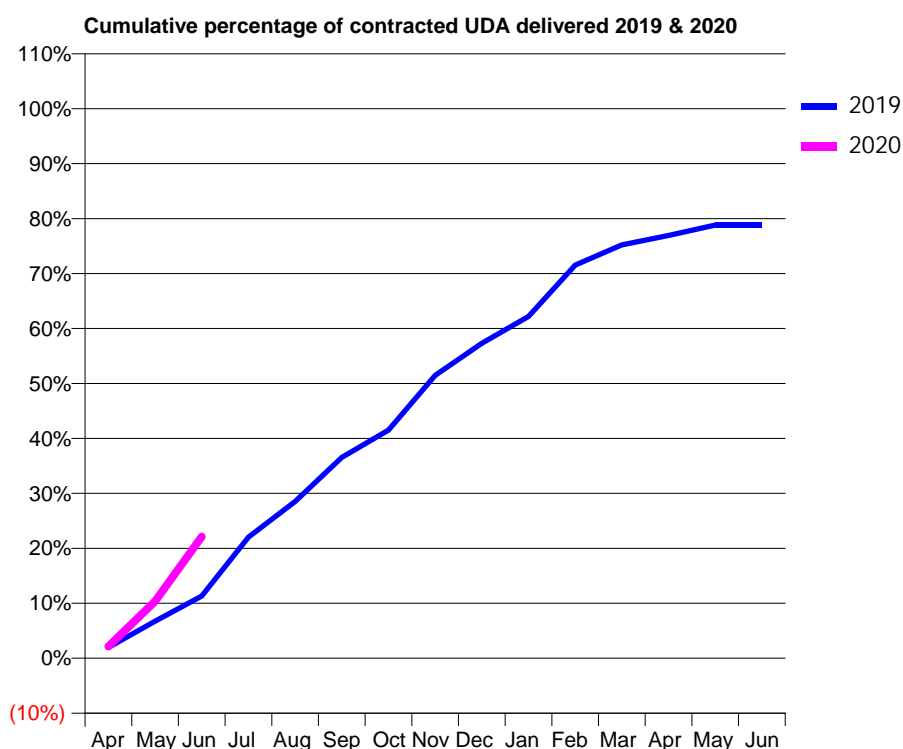
19/20 Contracted general activity (UDA)	1,800
Carry forward general activity (UDA)	0
19/20 Contracted orthodontic activity (UOA)	0
Carry forward orthodontic activity (UOA)	0
Baseline contract value	£56,986.35

ACCESS*

Patients seen in 24 months	Total	Change since previous quarter
Quarter ending June 2018	564	
Quarter ending September 2018	564	→
Quarter ending December 2018	592	↑
Quarter ending March 2019	593	→
Quarter ending June 2019	593	→
Variance since June 2018	5.1%	↑



ACTIVITY



Month	2019	2020
April	47	39
May	161	187
June	270	398
July	525	
August	679	
September	870	
October	988	
November	1,226	
December	1,365	
January	1,481	
February	1,704	
March	1,791	
April	1,832	
May	1,876	
June	1,876	

QUALITY

	Quantity	Base Number	Contract	AT	Region	England
% of FP17s for the same patient ID Re-attending within 3 months - Children	5	49	10.2%	10.0%	11.9%	11.4%
% of FP17s for the same patient ID Re-attending within 3 months - Adults	10	80	12.5%	16.3%	17.2%	15.4%
% of FP17s for the same patient ID Re-attending between 3 & 9 months - Children	13	49	26.5%	50.0%	49.8%	59.8%
% of FP17s for the same patient ID Re-attending between 3 & 9 months - Adults	35	80	43.8%	38.6%	39.5%	52.1%
% of FP17s for Band 1 Urgent Courses	15	108	13.9%	11.8%	11.2%	9.2%
% of FP17s Relating to Free Repair or Replacements	1	108	0.9%	0.5%	0.5%	0.7%
% of FP17s Relating to Continuations	0	108	0.0%	0.5%	0.7%	0.8%
% of Patients satisfied with the dentistry they have received	0	0	N/A	89.8%	90.6%	93.4%
% of Patients satisfied with the time they had to wait for an appointment	0	0	N/A	84.2%	83.8%	87.6%

* This is based on patients treated on this contract for their most recent course of treatment.

Figures in italics indicate the base number of FP17s or Patient Questionnaire responses are less than 100. N/A is shown where the base number of responses is less than 10 during the period. % is calculated as Quantity/Base number*100

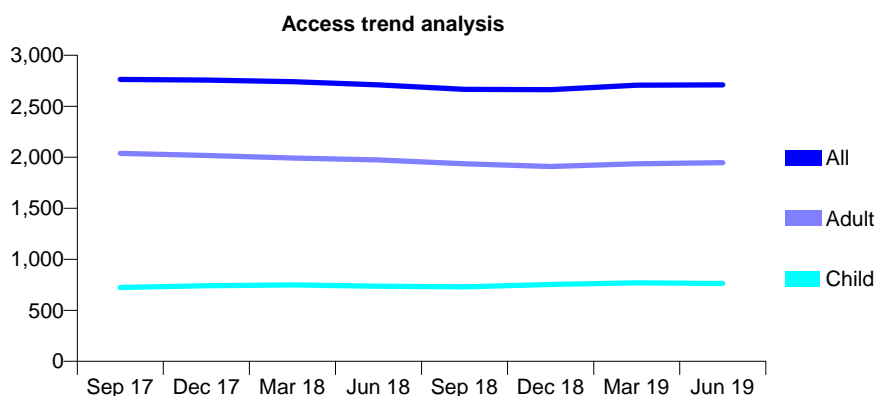
Q62 - Vital Signs At a Glance Contract Report for 942073/0001 - June 2019

Name or company name	MRS HK KALSI
Contract type name	GDS Contract
Purpose of contract	General
Contract start date	01/04/2006
Contract end date	

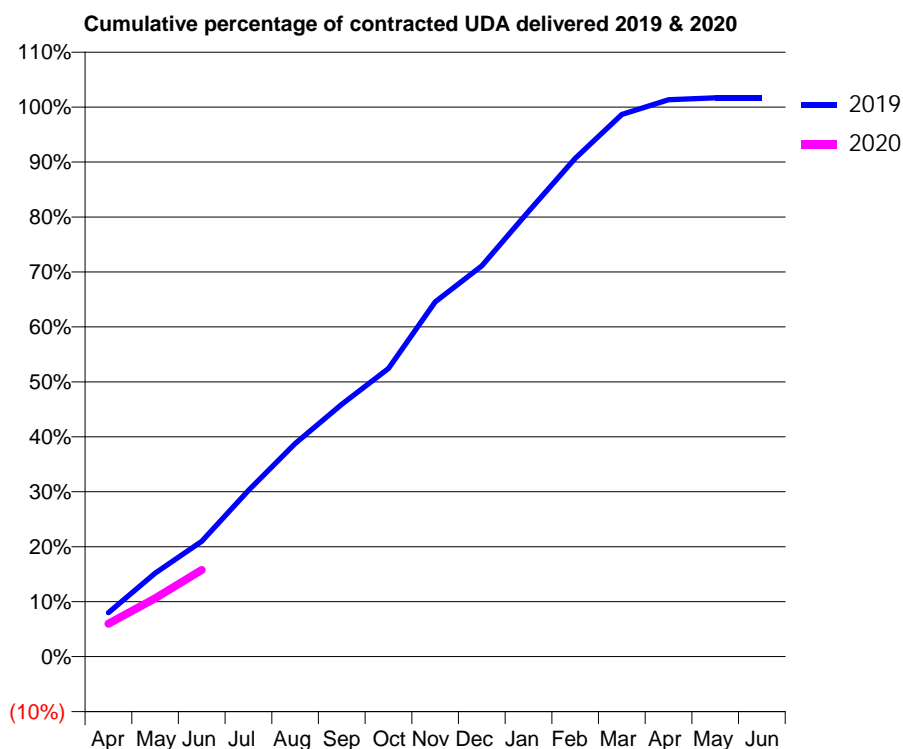
19/20 Contracted general activity (UDA)	6,347
Carry forward general activity (UDA)	0
19/20 Contracted orthodontic activity (UOA)	0
Carry forward orthodontic activity (UOA)	0
Baseline contract value	£224,217.64

ACCESS*

Patients seen in 24 months	Total	Change since previous quarter
Quarter ending June 2018	2,711	
Quarter ending September 2018	2,666	↓
Quarter ending December 2018	2,664	→
Quarter ending March 2019	2,706	→
Quarter ending June 2019	2,710	→
Variance since June 2018	(0.0%)	→



ACTIVITY



Month	Adjusted Scheduled Activity (UDA)	
	2019	2020
April	507	379
May	963	674
June	1,331	1,000
July	1,920	
August	2,461	
September	2,913	
October	3,328	
November	4,098	
December	4,512	
January	5,142	
February	5,755	
March	6,261	
April	6,432	
May	6,454	
June	6,454	

QUALITY

	Quantity	Base Number	Contract	AT	Region	England
% of FP17s for the same patient ID Re-attending within 3 months - Children	12	214	5.6%	10.0%	11.9%	11.4%
% of FP17s for the same patient ID Re-attending within 3 months - Adults	54	440	12.3%	16.3%	17.2%	15.4%
% of FP17s for the same patient ID Re-attending between 3 & 9 months - Children	128	214	59.8%	50.0%	49.8%	59.8%
% of FP17s for the same patient ID Re-attending between 3 & 9 months - Adults	225	440	51.1%	38.6%	39.5%	52.1%
% of FP17s for Band 1 Urgent Courses	46	561	8.2%	11.8%	11.2%	9.2%
% of FP17s Relating to Free Repair or Replacements	10	561	1.8%	0.5%	0.5%	0.7%
% of FP17s Relating to Continuations	3	561	0.5%	0.5%	0.7%	0.8%
% of Patients satisfied with the dentistry they have received	2	2	N/A	89.8%	90.6%	93.4%
% of Patients satisfied with the time they had to wait for an appointment	2	2	N/A	84.2%	83.8%	87.6%

* This is based on patients treated on this contract for their most recent course of treatment. Figures in italics indicate the base number of FP17s or Patient Questionnaire responses are less than 100. N/A is shown where the base number of responses is less than 10 during the period. % is calculated as Quantity/Base number*100

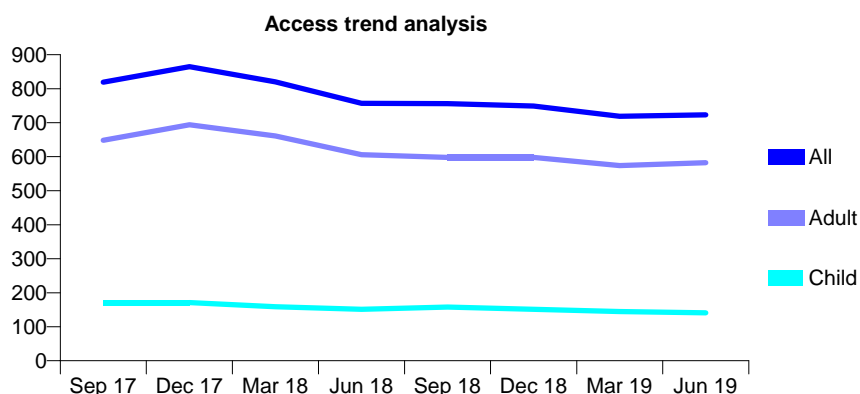
Q62 - Vital Signs At a Glance Contract Report for 943916/0001 - June 2019

Name or company name	MR DN LI TAI LEONG
Contract type name	GDS Contract
Purpose of contract	General
Contract start date	04/07/2006
Contract end date	

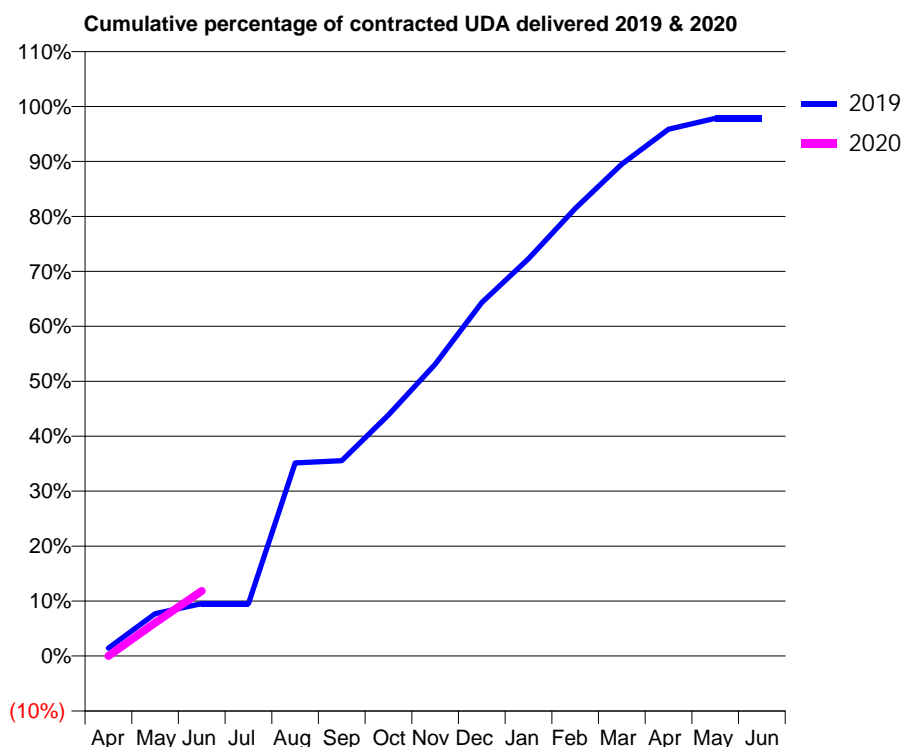
19/20 Contracted general activity (UDA)	7,406
Carry forward general activity (UDA)	0
19/20 Contracted orthodontic activity (UOA)	0
Carry forward orthodontic activity (UOA)	0
Baseline contract value	£244,831.24

ACCESS*

Patients seen in 24 months	Total	Change since previous quarter
Quarter ending June 2018	757	
Quarter ending September 2018	756	→
Quarter ending December 2018	749	→
Quarter ending March 2019	719	↓
Quarter ending June 2019	723	→
Variance since June 2018	(4.5%)	↓



ACTIVITY



Month	Adjusted Scheduled Activity (UDA)	
	2019	2020
April	107	0
May	571	448
June	708	876
July	708	
August	2,602	
September	2,632	
October	3,250	
November	3,933	
December	4,763	
January	5,355	
February	6,032	
March	6,629	
April	7,098	
May	7,246	
June	7,246	

QUALITY

	Quantity	Base Number	Contract	AT	Region	England
% of FP17s for the same patient ID Re-attending within 3 months - Children	1	39	2.6%	10.0%	11.9%	11.4%
% of FP17s for the same patient ID Re-attending within 3 months - Adults	20	235	8.5%	16.3%	17.2%	15.4%
% of FP17s for the same patient ID Re-attending between 3 & 9 months - Children	12	39	30.8%	50.0%	49.8%	59.8%
% of FP17s for the same patient ID Re-attending between 3 & 9 months - Adults	120	235	51.1%	38.6%	39.5%	52.1%
% of FP17s for Band 1 Urgent Courses	33	183	18.0%	11.8%	11.2%	9.2%
% of FP17s Relating to Free Repair or Replacements	0	183	0.0%	0.5%	0.5%	0.7%
% of FP17s Relating to Continuations	0	183	0.0%	0.5%	0.7%	0.8%
% of Patients satisfied with the dentistry they have received	0	0	N/A	89.8%	90.6%	93.4%
% of Patients satisfied with the time they had to wait for an appointment	0	0	N/A	84.2%	83.8%	87.6%

* This is based on patients treated on this contract for their most recent course of treatment. Figures in italics indicate the base number of FP17s or Patient Questionnaire responses are less than 100. N/A is shown where the base number of responses is less than 10 during the period. % is calculated as Quantity/Base number*100

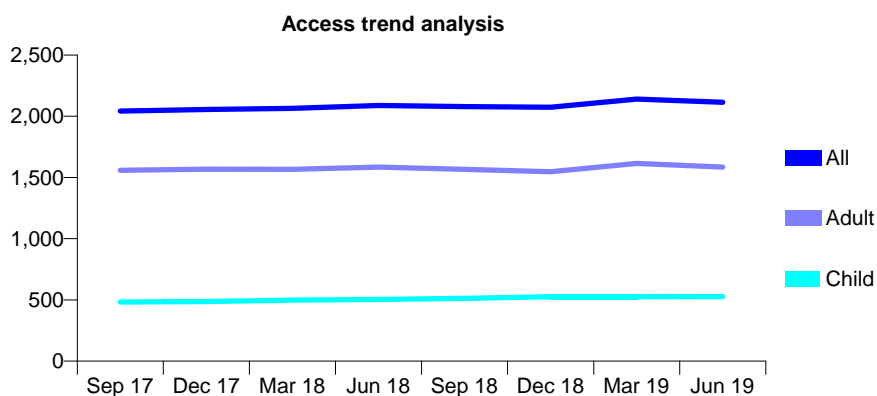
Q62 - Vital Signs At a Glance Contract Report for 944408/0001 - June 2019

Name or company name	MR A JESSA
Contract type name	GDS Contract
Purpose of contract	General
Contract start date	01/04/2006
Contract end date	

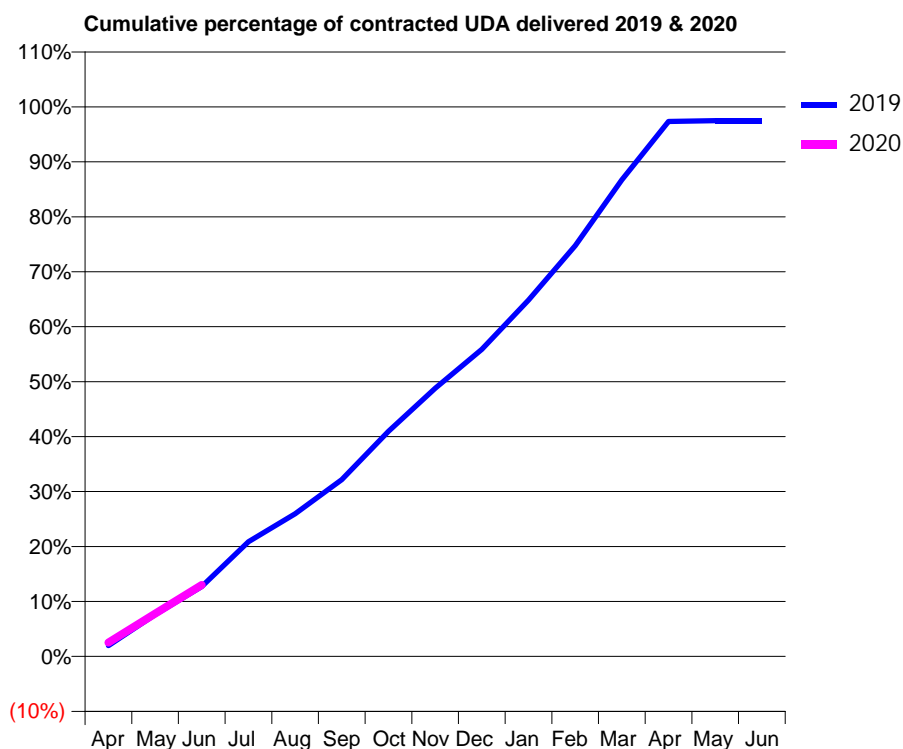
19/20 Contracted general activity (UDA)	7,897
Carry forward general activity (UDA)	0
19/20 Contracted orthodontic activity (UOA)	0
Carry forward orthodontic activity (UOA)	0
Baseline contract value	£241,468.11

ACCESS*

Patients seen in 24 months	Total	Change since previous quarter
Quarter ending June 2018	2,089	
Quarter ending September 2018	2,079	→
Quarter ending December 2018	2,073	→
Quarter ending March 2019	2,141	↑
Quarter ending June 2019	2,114	↓
Variance since June 2018	1.2%	→



ACTIVITY



Month	2019	2020
April	156	198
May	602	616
June	1,004	1,027
July	1,648	
August	2,049	
September	2,540	
October	3,234	
November	3,853	
December	4,412	
January	5,119	
February	5,904	
March	6,848	
April	7,687	
May	7,699	
June	7,699	

QUALITY

	Quantity	Base Number	Contract	AT	Region	England
% of FP17s for the same patient ID Re-attending within 3 months - Children	26	186	14.0%	10.0%	11.9%	11.4%
% of FP17s for the same patient ID Re-attending within 3 months - Adults	43	398	10.8%	16.3%	17.2%	15.4%
% of FP17s for the same patient ID Re-attending between 3 & 9 months - Children	98	186	52.7%	50.0%	49.8%	59.8%
% of FP17s for the same patient ID Re-attending between 3 & 9 months - Adults	157	398	39.4%	38.6%	39.5%	52.1%
% of FP17s for Band 1 Urgent Courses	39	403	9.7%	11.8%	11.2%	9.2%
% of FP17s Relating to Free Repair or Replacements	3	403	0.7%	0.5%	0.5%	0.7%
% of FP17s Relating to Continuations	0	403	0.0%	0.5%	0.7%	0.8%
% of Patients satisfied with the dentistry they have received	0	0	N/A	89.8%	90.6%	93.4%
% of Patients satisfied with the time they had to wait for an appointment	0	0	N/A	84.2%	83.8%	87.6%

* This is based on patients treated on this contract for their most recent course of treatment. Figures in italics indicate the base number of FP17s or Patient Questionnaire responses are less than 100. N/A is shown where the base number of responses is less than 10 during the period. % is calculated as Quantity/Base number*100

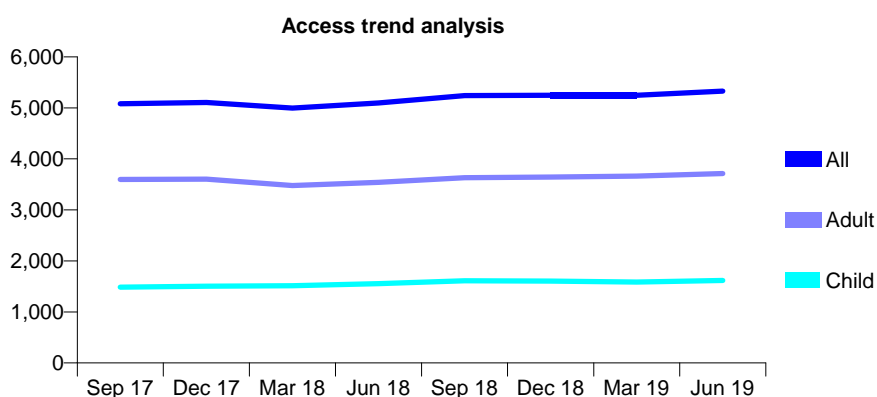
Q62 - Vital Signs At a Glance Contract Report for 944408/0003 - June 2019

Name or company name	MR A JESSA
Contract type name	GDS Contract
Purpose of contract	General
Contract start date	01/04/2011
Contract end date	

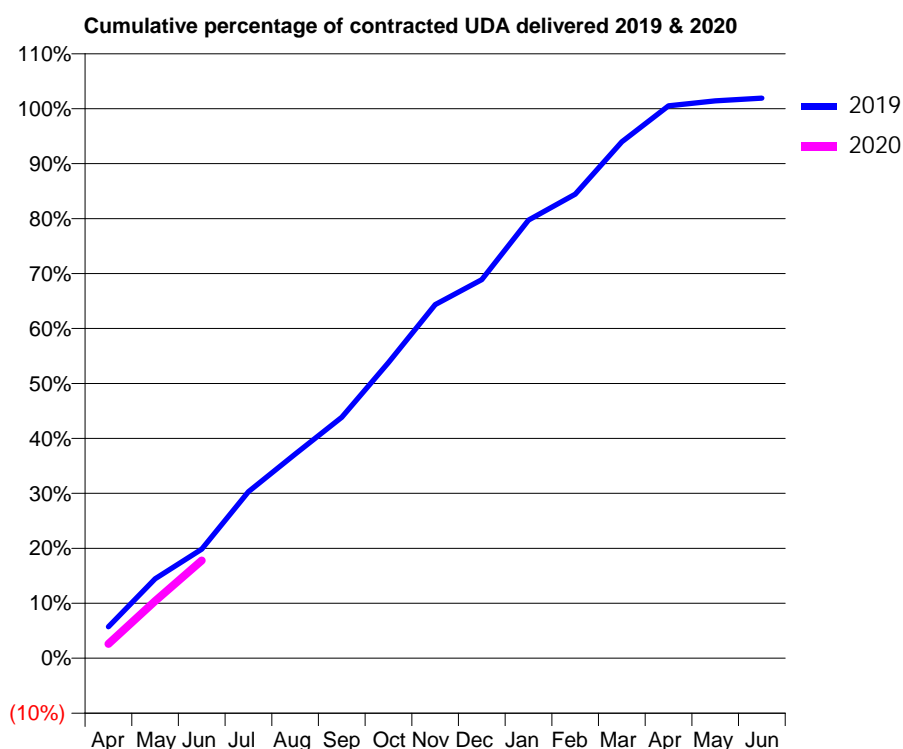
19/20 Contracted general activity (UDA)	18,263
Carry forward general activity (UDA)	0
19/20 Contracted orthodontic activity (UOA)	0
Carry forward orthodontic activity (UOA)	0
Baseline contract value	£534,107.47

ACCESS*

Patients seen in 24 months	Total	Change since previous quarter
Quarter ending June 2018	5,097	
Quarter ending September 2018	5,241	↑
Quarter ending December 2018	5,248	→
Quarter ending March 2019	5,248	→
Quarter ending June 2019	5,330	→
Variance since June 2018	4.6%	↑



ACTIVITY



Month	2019	2020
April	1,050	476
May	2,645	1,904
June	3,623	3,248
July	5,533	
August	6,783	
September	8,008	
October	9,830	
November	11,749	
December	12,582	
January	14,563	
February	15,419	
March	17,160	
April	18,355	
May	18,523	
June	18,611	

QUALITY

	Quantity	Base Number	Contract	AT	Region	England
% of FP17s for the same patient ID Re-attending within 3 months - Children	27	549	4.9%	10.0%	11.9%	11.4%
% of FP17s for the same patient ID Re-attending within 3 months - Adults	85	955	8.9%	16.3%	17.2%	15.4%
% of FP17s for the same patient ID Re-attending between 3 & 9 months - Children	257	549	46.8%	50.0%	49.8%	59.8%
% of FP17s for the same patient ID Re-attending between 3 & 9 months - Adults	316	955	33.1%	38.6%	39.5%	52.1%
% of FP17s for Band 1 Urgent Courses	63	1,031	6.1%	11.8%	11.2%	9.2%
% of FP17s Relating to Free Repair or Replacements	10	1,031	1.0%	0.5%	0.5%	0.7%
% of FP17s Relating to Continuations	6	1,031	0.6%	0.5%	0.7%	0.8%
% of Patients satisfied with the dentistry they have received	1	1	N/A	89.8%	90.6%	93.4%
% of Patients satisfied with the time they had to wait for an appointment	1	1	N/A	84.2%	83.8%	87.6%

* This is based on patients treated on this contract for their most recent course of treatment.

Figures in italics indicate the base number of FP17s or Patient Questionnaire responses are less than 100. N/A is shown where the base number of responses is less than 10 during the period. % is calculated as Quantity/Base number*100

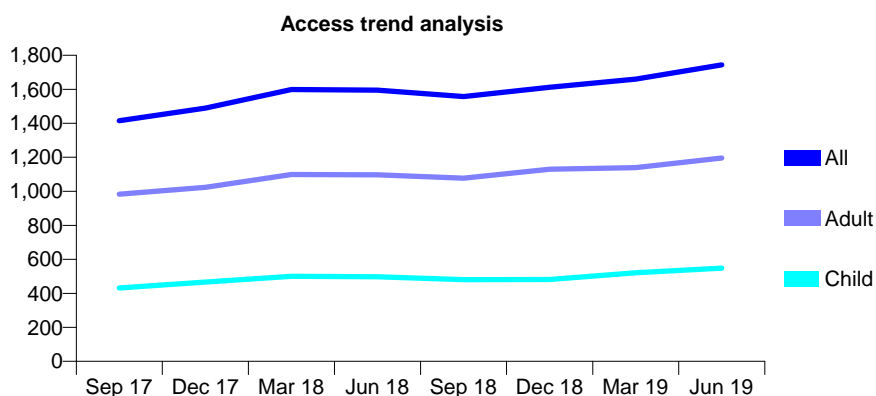
Q62 - Vital Signs At a Glance Contract Report for 944408/0005 - June 2019

Name or company name	MR A JESSA
Contract type name	GDS Contract
Purpose of contract	General
Contract start date	01/04/2015
Contract end date	

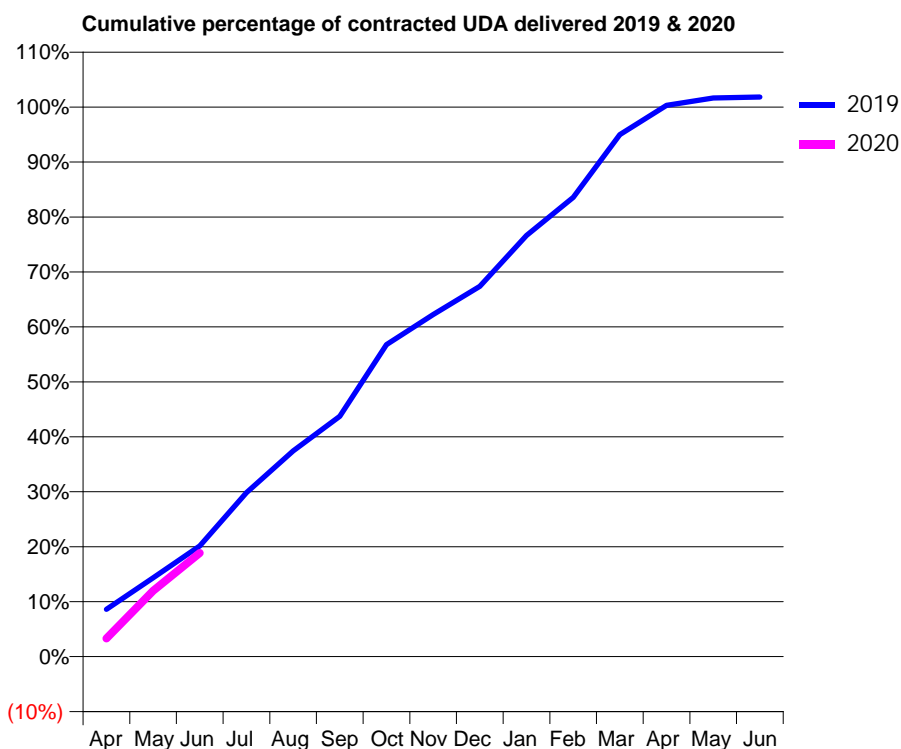
19/20 Contracted general activity (UDA)	5,000
Carry forward general activity (UDA)	0
19/20 Contracted orthodontic activity (UOA)	0
Carry forward orthodontic activity (UOA)	0
Baseline contract value	£115,521.76

ACCESS*

Patients seen in 24 months	Total	Change since previous quarter
Quarter ending June 2018	1,595	
Quarter ending September 2018	1,557	↓
Quarter ending December 2018	1,611	↑
Quarter ending March 2019	1,660	↑
Quarter ending June 2019	1,744	↑
Variance since June 2018	9.3%	↑



ACTIVITY



Month	Adjusted Scheduled Activity (UDA)	
	2019	2020
April	430	165
May	718	598
June	1,007	944
July	1,492	
August	1,871	
September	2,187	
October	2,838	
November	3,113	
December	3,369	
January	3,832	
February	4,178	
March	4,749	
April	5,016	
May	5,082	
June	5,091	

QUALITY

	Quantity	Base Number	Contract	AT	Region	England
% of FP17s for the same patient ID Re-attending within 3 months - Children	5	171	2.9%	10.0%	11.9%	11.4%
% of FP17s for the same patient ID Re-attending within 3 months - Adults	25	332	7.5%	16.3%	17.2%	15.4%
% of FP17s for the same patient ID Re-attending between 3 & 9 months - Children	67	171	39.2%	50.0%	49.8%	59.8%
% of FP17s for the same patient ID Re-attending between 3 & 9 months - Adults	77	332	23.2%	38.6%	39.5%	52.1%
% of FP17s for Band 1 Urgent Courses	23	366	6.3%	11.8%	11.2%	9.2%
% of FP17s Relating to Free Repair or Replacements	3	366	0.8%	0.5%	0.5%	0.7%
% of FP17s Relating to Continuations	1	366	0.3%	0.5%	0.7%	0.8%
% of Patients satisfied with the dentistry they have received	1	1	N/A	89.8%	90.6%	93.4%
% of Patients satisfied with the time they had to wait for an appointment	1	1	N/A	84.2%	83.8%	87.6%

* This is based on patients treated on this contract for their most recent course of treatment. Figures in italics indicate the base number of FP17s or Patient Questionnaire responses are less than 100. N/A is shown where the base number of responses is less than 10 during the period. % is calculated as Quantity/Base number*100

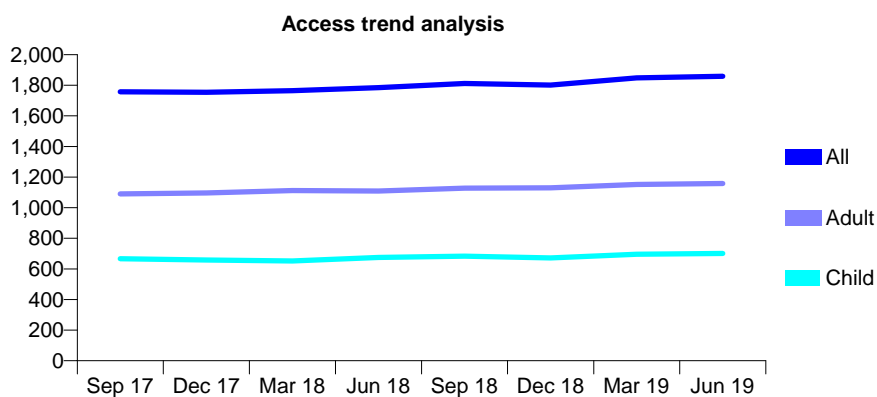
Q62 - Vital Signs At a Glance Contract Report for 949329/0001 - June 2019

Name or company name	MISS H KHALIQ
Contract type name	GDS Contract
Purpose of contract	General
Contract start date	01/04/2006
Contract end date	

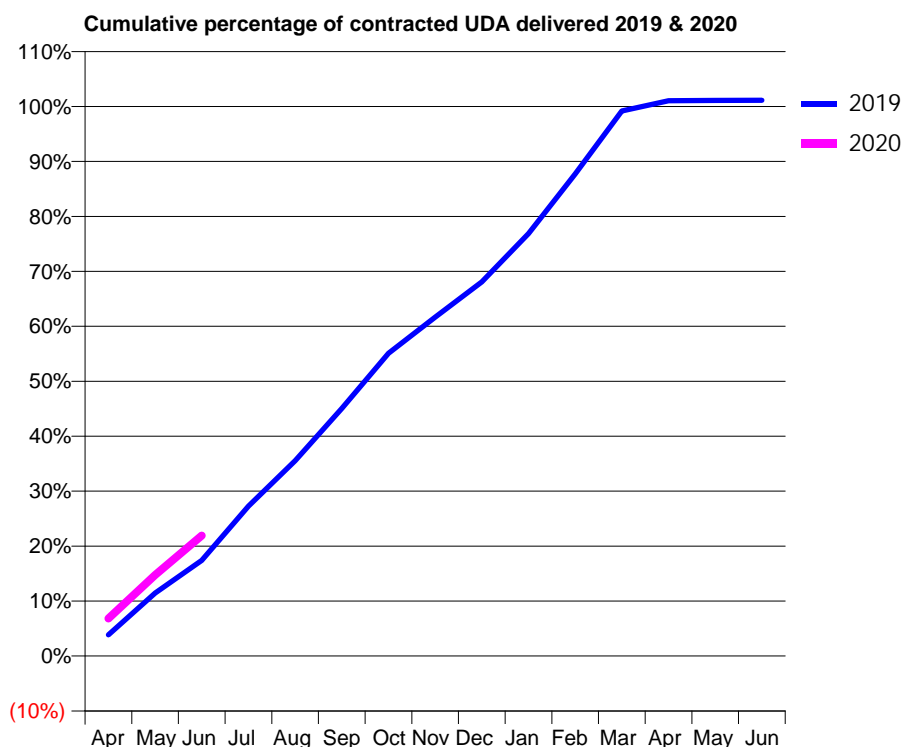
19/20 Contracted general activity (UDA)	2,999
Carry forward general activity (UDA)	0
19/20 Contracted orthodontic activity (UOA)	0
Carry forward orthodontic activity (UOA)	0
Baseline contract value	£85,149.35

ACCESS*

Patients seen in 24 months	Total	Change since previous quarter
Quarter ending June 2018	1,784	
Quarter ending September 2018	1,812	→
Quarter ending December 2018	1,802	→
Quarter ending March 2019	1,848	↑
Quarter ending June 2019	1,859	→
Variance since June 2018	4.2%	↑



ACTIVITY



Month	Adjusted Scheduled Activity (UDA)	
	2019	2020
April	116	205
May	344	442
June	522	657
July	818	
August	1,066	
September	1,351	
October	1,652	
November	1,850	
December	2,042	
January	2,305	
February	2,631	
March	2,974	
April	3,030	
May	3,031	
June	3,033	

QUALITY

	Quantity	Base Number	Contract	AT	Region	England
% of FP17s for the same patient ID Re-attending within 3 months - Children	9	218	4.1%	10.0%	11.9%	11.4%
% of FP17s for the same patient ID Re-attending within 3 months - Adults	14	290	4.8%	16.3%	17.2%	15.4%
% of FP17s for the same patient ID Re-attending between 3 & 9 months - Children	140	218	64.2%	50.0%	49.8%	59.8%
% of FP17s for the same patient ID Re-attending between 3 & 9 months - Adults	151	290	52.1%	38.6%	39.5%	52.1%
% of FP17s for Band 1 Urgent Courses	17	465	3.7%	11.8%	11.2%	9.2%
% of FP17s Relating to Free Repair or Replacements	2	465	0.4%	0.5%	0.5%	0.7%
% of FP17s Relating to Continuations	3	465	0.6%	0.5%	0.7%	0.8%
% of Patients satisfied with the dentistry they have received	0	0	N/A	89.8%	90.6%	93.4%
% of Patients satisfied with the time they had to wait for an appointment	0	0	N/A	84.2%	83.8%	87.6%

* This is based on patients treated on this contract for their most recent course of treatment. Figures in italics indicate the base number of FP17s or Patient Questionnaire responses are less than 100. N/A is shown where the base number of responses is less than 10 during the period. % is calculated as Quantity/Base number*100

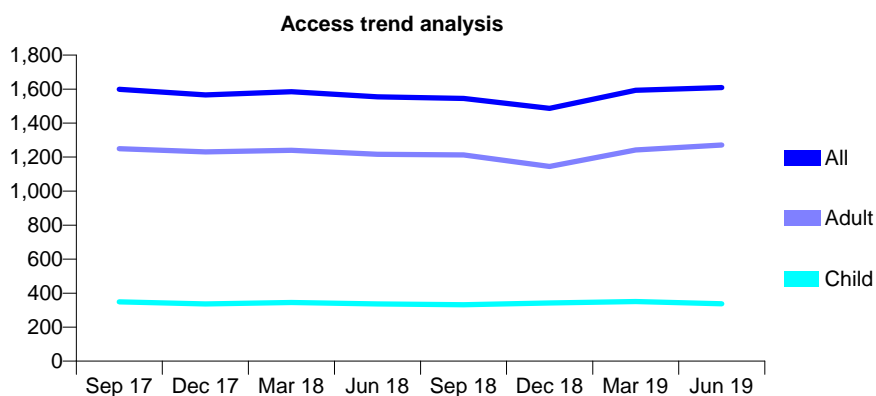
Q62 - Vital Signs At a Glance Contract Report for 951196/0001 - June 2019

Name or company name	Cornerstone Dental Practice
Contract type name	GDS Contract
Purpose of contract	General
Contract start date	01/04/2006
Contract end date	

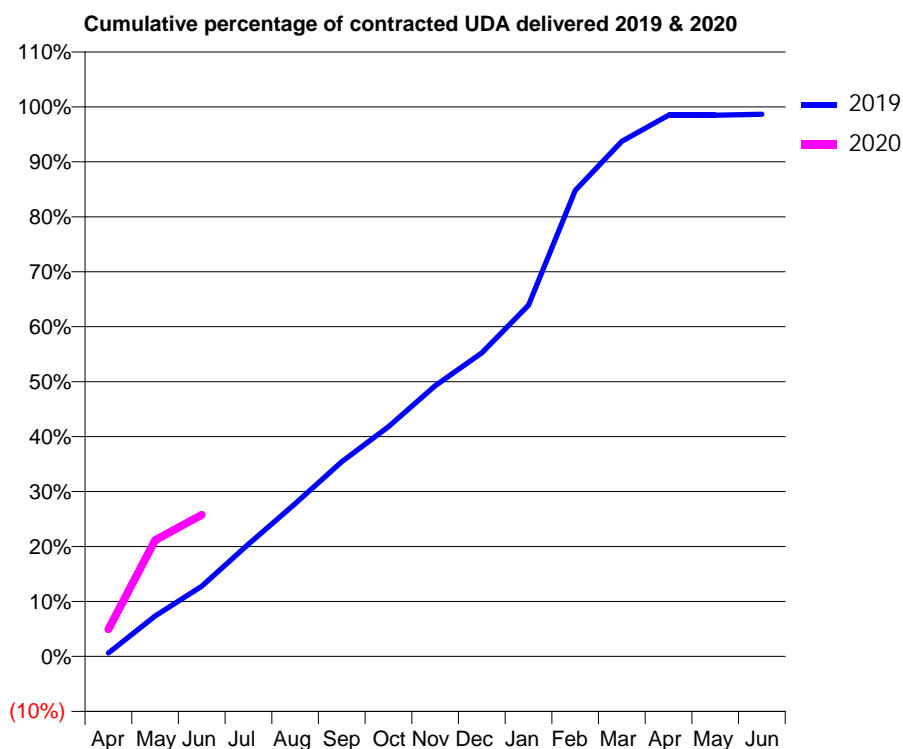
19/20 Contracted general activity (UDA)	6,243
Carry forward general activity (UDA)	0
19/20 Contracted orthodontic activity (UOA)	0
Carry forward orthodontic activity (UOA)	0
Baseline contract value	£202,200.16

ACCESS*

Patients seen in 24 months	Total	Change since previous quarter
Quarter ending June 2018	1,554	
Quarter ending September 2018	1,545	→
Quarter ending December 2018	1,487	↓
Quarter ending March 2019	1,593	↑
Quarter ending June 2019	1,609	→
Variance since June 2018	3.5%	↑



ACTIVITY



Month	2019	2020
April	38	309
May	460	1,322
June	798	1,608
July	1,276	
August	1,735	
September	2,211	
October	2,609	
November	3,077	
December	3,447	
January	3,990	
February	5,294	
March	5,852	
April	6,147	
May	6,148	
June	6,160	

QUALITY

	Quantity	Base Number	Contract	AT	Region	England
% of FP17s for the same patient ID Re-attending within 3 months - Children	6	93	6.5%	10.0%	11.9%	11.4%
% of FP17s for the same patient ID Re-attending within 3 months - Adults	39	384	10.2%	16.3%	17.2%	15.4%
% of FP17s for the same patient ID Re-attending between 3 & 9 months - Children	36	93	38.7%	50.0%	49.8%	59.8%
% of FP17s for the same patient ID Re-attending between 3 & 9 months - Adults	109	384	28.4%	38.6%	39.5%	52.1%
% of FP17s for Band 1 Urgent Courses	6	393	1.5%	11.8%	11.2%	9.2%
% of FP17s Relating to Free Repair or Replacements	0	393	0.0%	0.5%	0.5%	0.7%
% of FP17s Relating to Continuations	0	393	0.0%	0.5%	0.7%	0.8%
% of Patients satisfied with the dentistry they have received	0	0	N/A	89.8%	90.6%	93.4%
% of Patients satisfied with the time they had to wait for an appointment	0	0	N/A	84.2%	83.8%	87.6%

* This is based on patients treated on this contract for their most recent course of treatment. Figures in italics indicate the base number of FP17s or Patient Questionnaire responses are less than 100. N/A is shown where the base number of responses is less than 10 during the period. % is calculated as Quantity/Base number*100

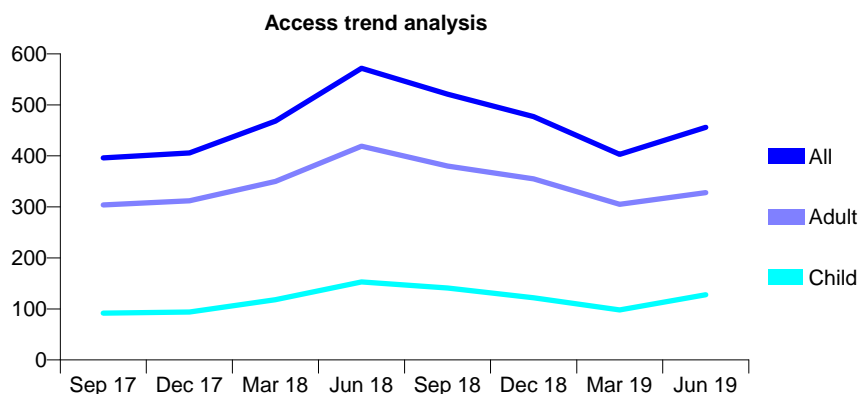
Q62 - Vital Signs At a Glance Contract Report for 960837/0003 - June 2019

Name or company name	MISS A VAZIR
Contract type name	GDS Contract
Purpose of contract	General
Contract start date	01/05/2013
Contract end date	

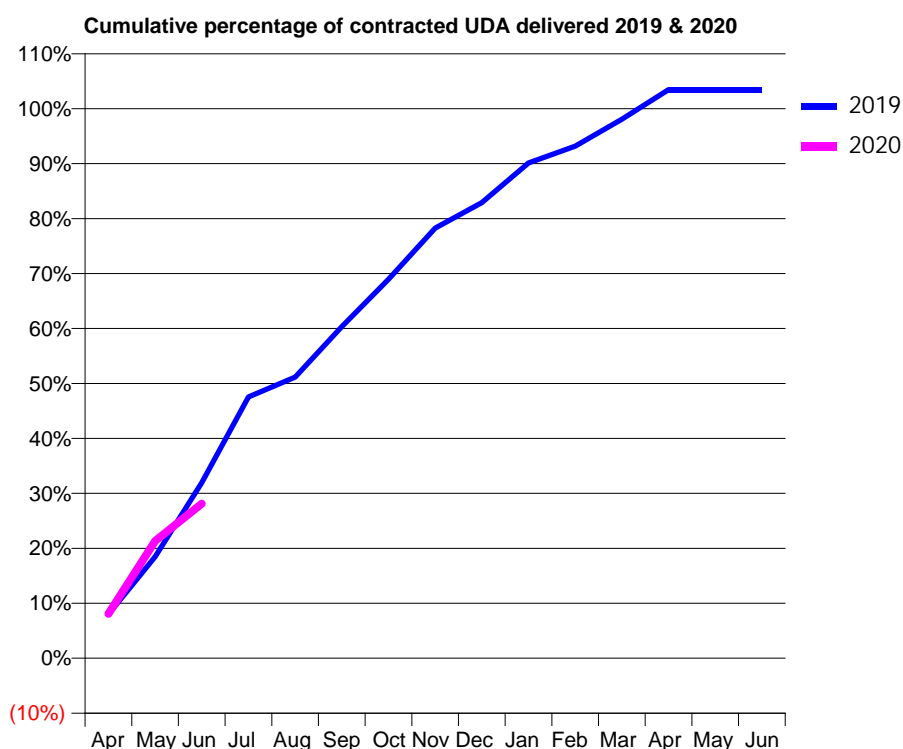
19/20 Contracted general activity (UDA)	2,000
Carry forward general activity (UDA)	0
19/20 Contracted orthodontic activity (UOA)	0
Carry forward orthodontic activity (UOA)	0
Baseline contract value	£54,790.32

ACCESS*

Patients seen in 24 months	Total	Change since previous quarter
Quarter ending June 2018	572	
Quarter ending September 2018	521	↓
Quarter ending December 2018	477	↓
Quarter ending March 2019	403	↓
Quarter ending June 2019	456	↑
Variance since June 2018	(20.3%)	↓



ACTIVITY



Month	Adjusted Scheduled Activity (UDA)	
	2019	2020
April	160	162
May	369	427
June	639	562
July	951	
August	1,023	
September	1,207	
October	1,379	
November	1,566	
December	1,658	
January	1,802	
February	1,864	
March	1,962	
April	2,069	
May	2,069	
June	2,069	

QUALITY

	Quantity	Base Number	Contract	AT	Region	England
% of FP17s for the same patient ID Re-attending within 3 months - Children	0	67	0.0%	10.0%	11.9%	11.4%
% of FP17s for the same patient ID Re-attending within 3 months - Adults	6	107	5.6%	16.3%	17.2%	15.4%
% of FP17s for the same patient ID Re-attending between 3 & 9 months - Children	1	67	1.5%	50.0%	49.8%	59.8%
% of FP17s for the same patient ID Re-attending between 3 & 9 months - Adults	10	107	9.3%	38.6%	39.5%	52.1%
% of FP17s for Band 1 Urgent Courses	7	159	4.4%	11.8%	11.2%	9.2%
% of FP17s Relating to Free Repair or Replacements	0	159	0.0%	0.5%	0.5%	0.7%
% of FP17s Relating to Continuations	0	159	0.0%	0.5%	0.7%	0.8%
% of Patients satisfied with the dentistry they have received	1	1	N/A	89.8%	90.6%	93.4%
% of Patients satisfied with the time they had to wait for an appointment	1	1	N/A	84.2%	83.8%	87.6%

* This is based on patients treated on this contract for their most recent course of treatment.

Figures in italics indicate the base number of FP17s or Patient Questionnaire responses are less than 100. N/A is shown where the base number of responses is less than 10 during the period. % is calculated as Quantity/Base number*100

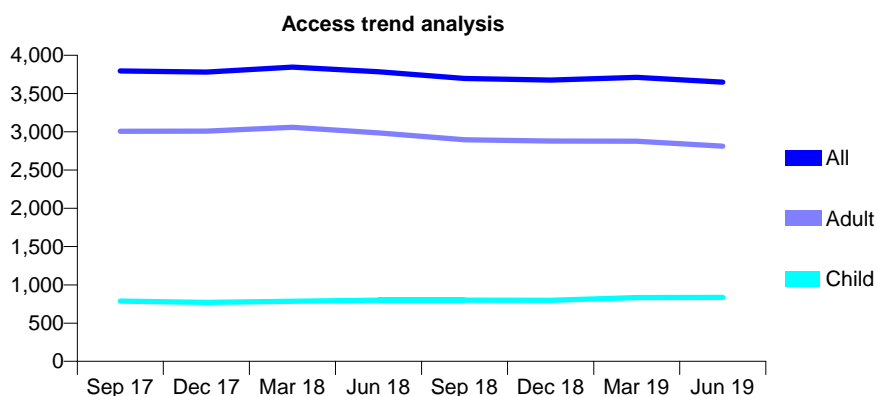
Q62 - Vital Signs At a Glance Contract Report for 961256/0001 - June 2019

Name or company name	Archna Patel and Rajesh Kylahsum
Contract type name	GDS Contract
Purpose of contract	General
Contract start date	01/01/2012
Contract end date	

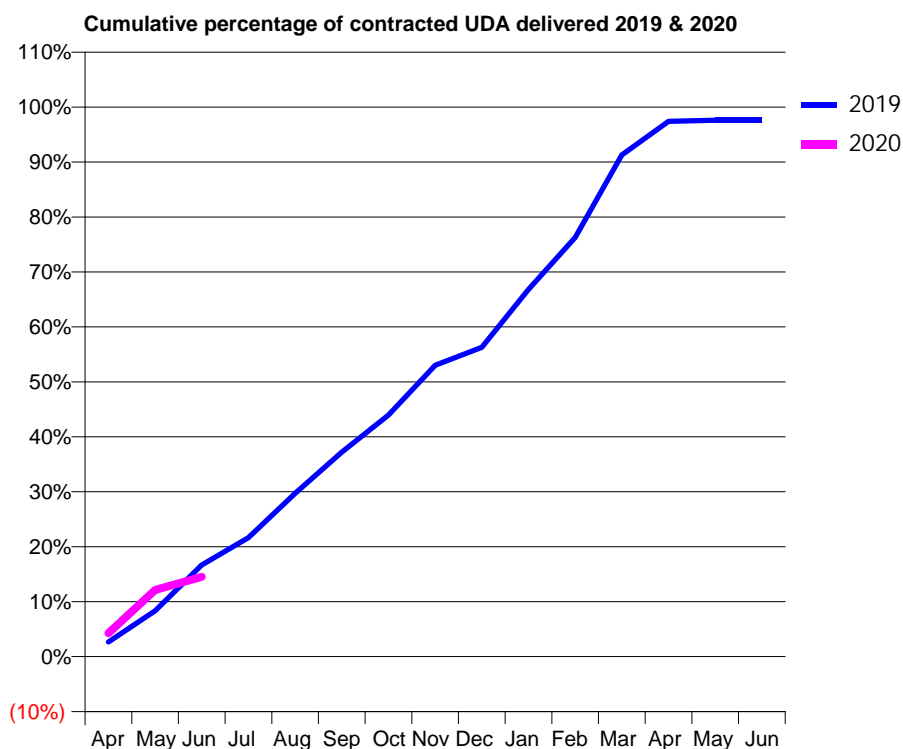
19/20 Contracted general activity (UDA)	9,749
Carry forward general activity (UDA)	0
19/20 Contracted orthodontic activity (UOA)	0
Carry forward orthodontic activity (UOA)	0
Baseline contract value	£280,673.21

ACCESS*

Patients seen in 24 months	Total	Change since previous quarter
Quarter ending June 2018	3,784	
Quarter ending September 2018	3,695	↓
Quarter ending December 2018	3,677	→
Quarter ending March 2019	3,711	→
Quarter ending June 2019	3,648	↓
Variance since June 2018	(3.6%)	↓



ACTIVITY



Month	Adjusted Scheduled Activity (UDA)	
	2019	2020
April	263	414
May	814	1,181
June	1,626	1,417
July	2,113	
August	2,897	
September	3,628	
October	4,285	
November	5,168	
December	5,488	
January	6,513	
February	7,438	
March	8,900	
April	9,495	
May	9,513	
June	9,513	

QUALITY

	Quantity	Base Number	Contract	AT	Region	England
% of FP17s for the same patient ID Re-attending within 3 months - Children	26	251	10.4%	10.0%	11.9%	11.4%
% of FP17s for the same patient ID Re-attending within 3 months - Adults	101	650	15.5%	16.3%	17.2%	15.4%
% of FP17s for the same patient ID Re-attending between 3 & 9 months - Children	137	251	54.6%	50.0%	49.8%	59.8%
% of FP17s for the same patient ID Re-attending between 3 & 9 months - Adults	322	650	49.5%	38.6%	39.5%	52.1%
% of FP17s for Band 1 Urgent Courses	68	688	9.9%	11.8%	11.2%	9.2%
% of FP17s Relating to Free Repair or Replacements	6	688	0.9%	0.5%	0.5%	0.7%
% of FP17s Relating to Continuations	2	688	0.3%	0.5%	0.7%	0.8%
% of Patients satisfied with the dentistry they have received	1	1	N/A	89.8%	90.6%	93.4%
% of Patients satisfied with the time they had to wait for an appointment	1	1	N/A	84.2%	83.8%	87.6%

* This is based on patients treated on this contract for their most recent course of treatment. Figures in italics indicate the base number of FP17s or Patient Questionnaire responses are less than 100. N/A is shown where the base number of responses is less than 10 during the period. % is calculated as Quantity/Base number*100

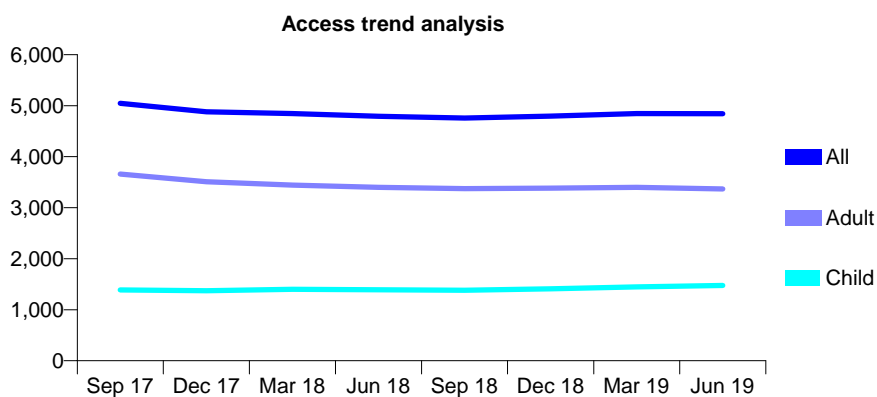
Q62 - Vital Signs At a Glance Contract Report for 963895/0001 - June 2019

Name or company name	MR SK MAKHIJANI
Contract type name	GDS Contract
Purpose of contract	General
Contract start date	01/04/2006
Contract end date	

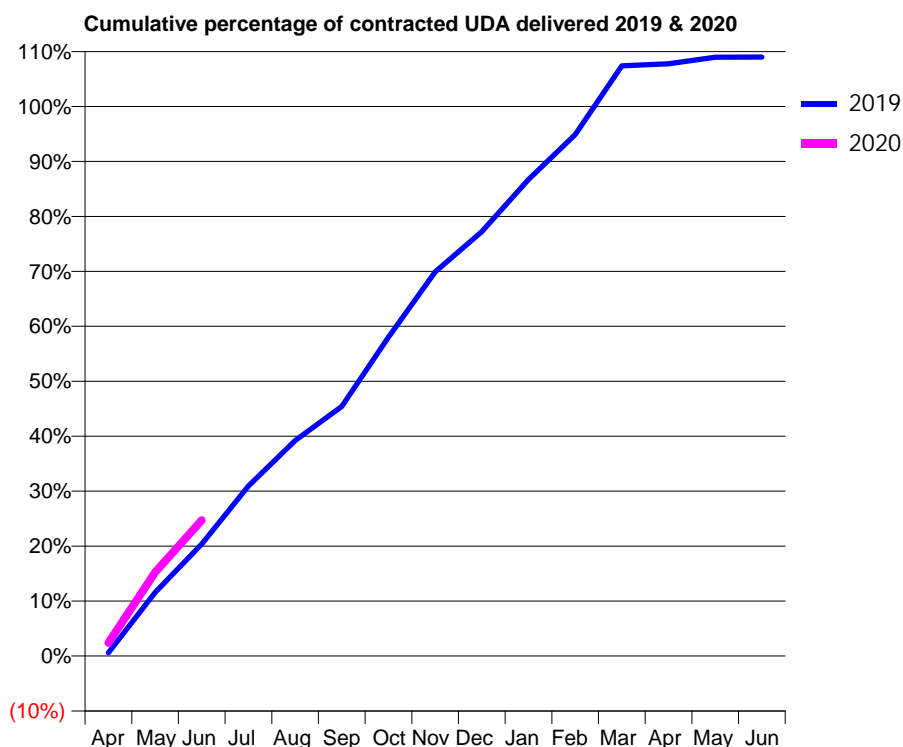
19/20 Contracted general activity (UDA)	9,654
Carry forward general activity (UDA)	0
19/20 Contracted orthodontic activity (UOA)	0
Carry forward orthodontic activity (UOA)	0
Baseline contract value	£241,808.48

ACCESS*

Patients seen in 24 months	Total	Change since previous quarter
Quarter ending June 2018	4,791	
Quarter ending September 2018	4,756	→
Quarter ending December 2018	4,795	→
Quarter ending March 2019	4,847	→
Quarter ending June 2019	4,844	→
Variance since June 2018	1.1%	→



ACTIVITY



Month	Adjusted Scheduled Activity (UDA)	
	2019	2020
April	58	232
May	1,118	1,473
June	1,966	2,387
July	2,988	
August	3,786	
September	4,384	
October	5,603	
November	6,749	
December	7,455	
January	8,371	
February	9,161	
March	10,367	
April	10,404	
May	10,521	
June	10,523	

QUALITY

	Quantity	Base Number	Contract	AT	Region	England
% of FP17s for the same patient ID Re-attending within 3 months - Children	25	384	6.5%	10.0%	11.9%	11.4%
% of FP17s for the same patient ID Re-attending within 3 months - Adults	113	873	12.9%	16.3%	17.2%	15.4%
% of FP17s for the same patient ID Re-attending between 3 & 9 months - Children	168	384	43.8%	50.0%	49.8%	59.8%
% of FP17s for the same patient ID Re-attending between 3 & 9 months - Adults	374	873	42.8%	38.6%	39.5%	52.1%
% of FP17s for Band 1 Urgent Courses	114	1,146	9.9%	11.8%	11.2%	9.2%
% of FP17s Relating to Free Repair or Replacements	8	1,146	0.7%	0.5%	0.5%	0.7%
% of FP17s Relating to Continuations	5	1,146	0.4%	0.5%	0.7%	0.8%
% of Patients satisfied with the dentistry they have received	4	4	N/A	89.8%	90.6%	93.4%
% of Patients satisfied with the time they had to wait for an appointment	4	4	N/A	84.2%	83.8%	87.6%

* This is based on patients treated on this contract for their most recent course of treatment. Figures in italics indicate the base number of FP17s or Patient Questionnaire responses are less than 100. N/A is shown where the base number of responses is less than 10 during the period. % is calculated as Quantity/Base number*100

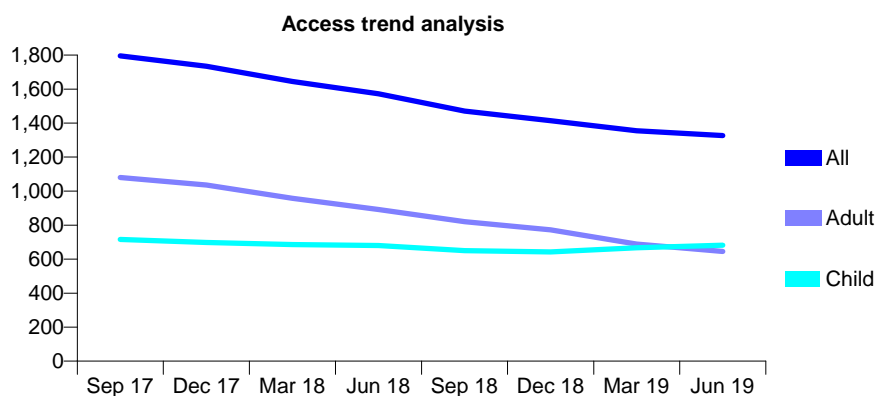
Q62 - Vital Signs At a Glance Contract Report for 967548/0001 - June 2019

Name or company name	Mr Ali J Abulhab
Contract type name	GDS Contract
Purpose of contract	General
Contract start date	01/12/2008
Contract end date	

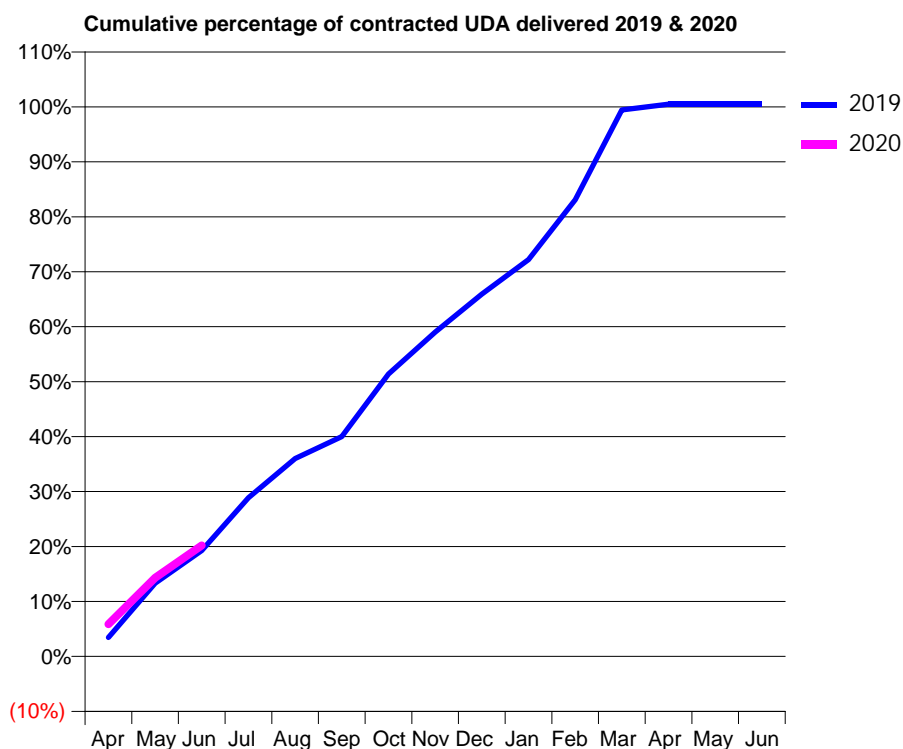
19/20 Contracted general activity (UDA)	5,500
Carry forward general activity (UDA)	0
19/20 Contracted orthodontic activity (UOA)	0
Carry forward orthodontic activity (UOA)	0
Baseline contract value	£140,862.26

ACCESS*

Patients seen in 24 months	Total	Change since previous quarter
Quarter ending June 2018	1,572	
Quarter ending September 2018	1,470	↓
Quarter ending December 2018	1,414	↓
Quarter ending March 2019	1,355	↓
Quarter ending June 2019	1,327	↓
Variance since June 2018	(15.6%)	↓



ACTIVITY



Month	2019	2020
April	190	323
May	734	786
June	1,061	1,112
July	1,587	
August	1,982	
September	2,201	
October	2,826	
November	3,245	
December	3,626	
January	3,972	
February	4,570	
March	5,469	
April	5,526	
May	5,526	
June	5,526	

QUALITY

	Quantity	Base Number	Contract	AT	Region	England
% of FP17s for the same patient ID Re-attending within 3 months - Children	21	213	9.9%	10.0%	11.9%	11.4%
% of FP17s for the same patient ID Re-attending within 3 months - Adults	38	139	27.3%	16.3%	17.2%	15.4%
% of FP17s for the same patient ID Re-attending between 3 & 9 months - Children	95	213	44.6%	50.0%	49.8%	59.8%
% of FP17s for the same patient ID Re-attending between 3 & 9 months - Adults	47	139	33.8%	38.6%	39.5%	52.1%
% of FP17s for Band 1 Urgent Courses	18	324	5.6%	11.8%	11.2%	9.2%
% of FP17s Relating to Free Repair or Replacements	0	324	0.0%	0.5%	0.5%	0.7%
% of FP17s Relating to Continuations	0	324	0.0%	0.5%	0.7%	0.8%
% of Patients satisfied with the dentistry they have received	0	0	N/A	89.8%	90.6%	93.4%
% of Patients satisfied with the time they had to wait for an appointment	0	0	N/A	84.2%	83.8%	87.6%

* This is based on patients treated on this contract for their most recent course of treatment. Figures in italics indicate the base number of FP17s or Patient Questionnaire responses are less than 100. N/A is shown where the base number of responses is less than 10 during the period. % is calculated as Quantity/Base number*100

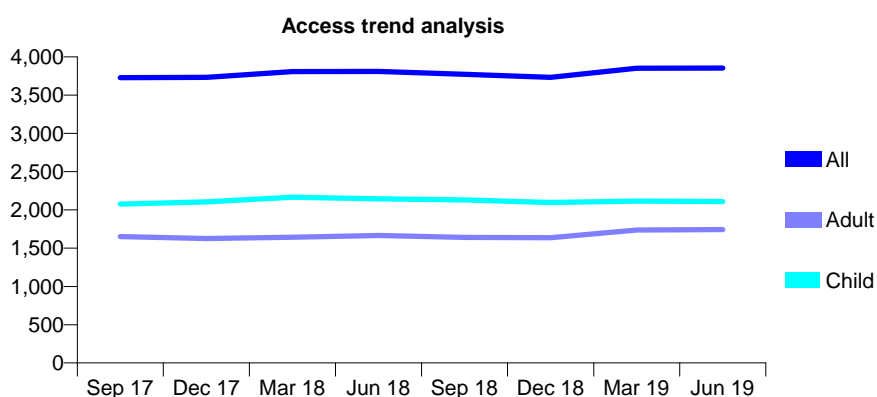
Q62 - Vital Signs At a Glance Contract Report for 979414/0003 - June 2019

Name or company name	MR SS GHALLEY
Contract type name	GDS Contract
Purpose of contract	General
Contract start date	01/04/2006
Contract end date	

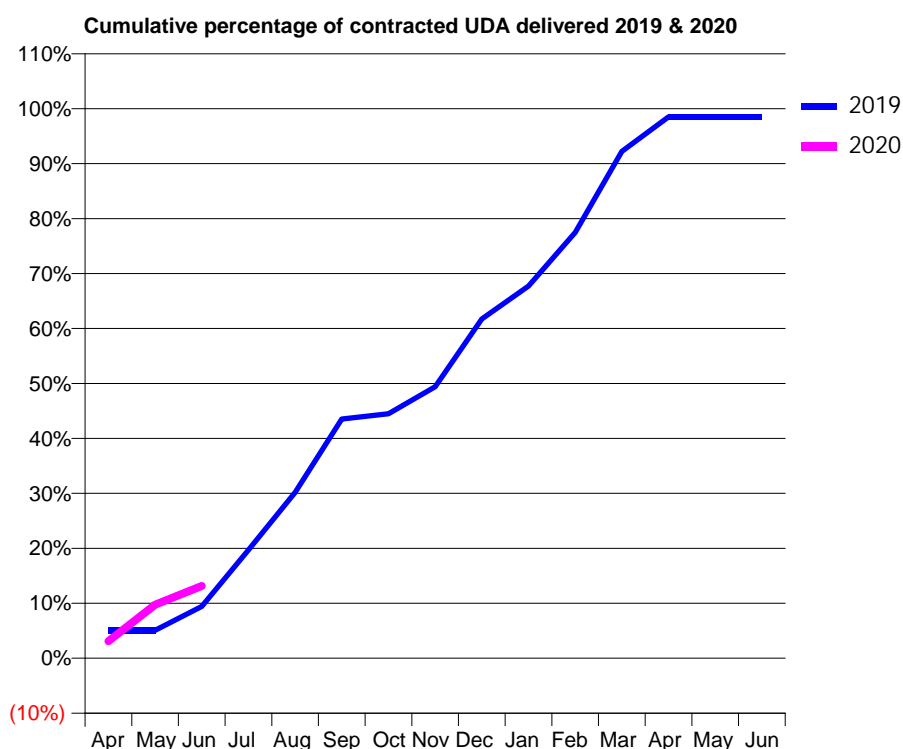
19/20 Contracted general activity (UDA)	13,002
Carry forward general activity (UDA)	0
19/20 Contracted orthodontic activity (UOA)	0
Carry forward orthodontic activity (UOA)	0
Baseline contract value	£420,784.12

ACCESS*

Patients seen in 24 months	Total	Change since previous quarter
Quarter ending June 2018	3,809	
Quarter ending September 2018	3,772	→
Quarter ending December 2018	3,733	↓
Quarter ending March 2019	3,851	↑
Quarter ending June 2019	3,853	→
Variance since June 2018	1.2%	→



ACTIVITY



Adjusted Scheduled Activity (UDA)		
Month	2019	2020
April	661	404
May	661	1,265
June	1,225	1,713
July	2,561	
August	3,922	
September	5,660	
October	5,786	
November	6,421	
December	8,025	
January	8,805	
February	10,073	
March	11,989	
April	12,810	
May	12,810	
June	12,810	

QUALITY

	Quantity	Base Number	Contract	AT	Region	England
% of FP17s for the same patient ID Re-attending within 3 months - Children	58	584	9.9%	10.0%	11.9%	11.4%
% of FP17s for the same patient ID Re-attending within 3 months - Adults	74	431	17.2%	16.3%	17.2%	15.4%
% of FP17s for the same patient ID Re-attending between 3 & 9 months - Children	236	584	40.4%	50.0%	49.8%	59.8%
% of FP17s for the same patient ID Re-attending between 3 & 9 months - Adults	140	431	32.5%	38.6%	39.5%	52.1%
% of FP17s for Band 1 Urgent Courses	83	739	11.2%	11.8%	11.2%	9.2%
% of FP17s Relating to Free Repair or Replacements	2	739	0.3%	0.5%	0.5%	0.7%
% of FP17s Relating to Continuations	0	739	0.0%	0.5%	0.7%	0.8%
% of Patients satisfied with the dentistry they have received	0	0	N/A	89.8%	90.6%	93.4%
% of Patients satisfied with the time they had to wait for an appointment	0	0	N/A	84.2%	83.8%	87.6%

* This is based on patients treated on this contract for their most recent course of treatment. Figures in italics indicate the base number of FP17s or Patient Questionnaire responses are less than 100. N/A is shown where the base number of responses is less than 10 during the period. % is calculated as Quantity/Base number*100

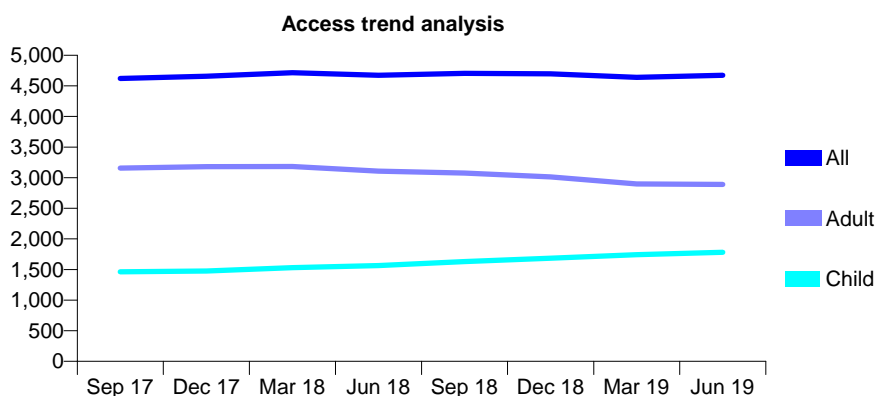
Q62 - Vital Signs At a Glance Contract Report for 979414/0005 - June 2019

Name or company name	Baljeet Singh Chawla
Contract type name	GDS Contract
Purpose of contract	General
Contract start date	01/05/2009
Contract end date	

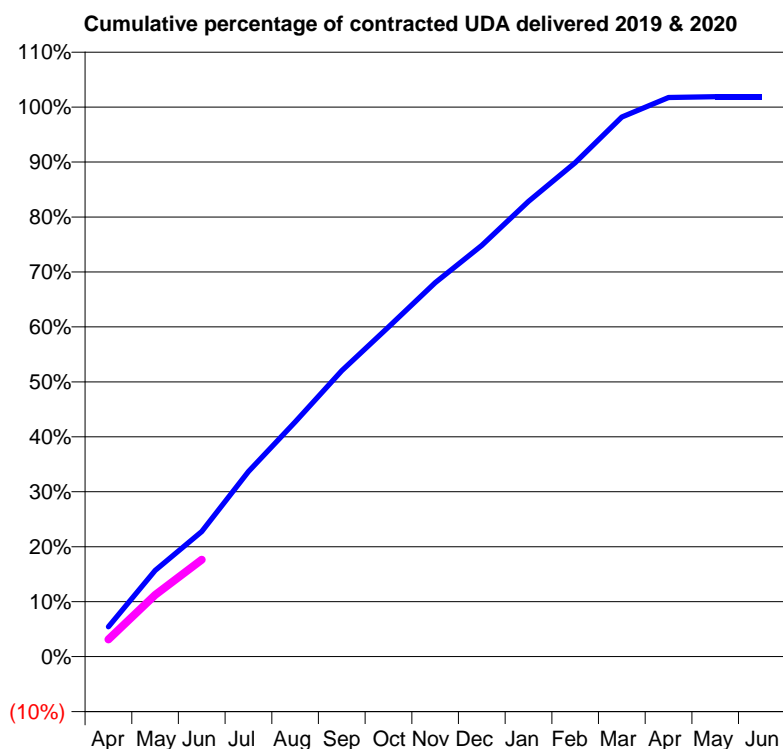
19/20 Contracted general activity (UDA)	12,820
Carry forward general activity (UDA)	0
19/20 Contracted orthodontic activity (UOA)	0
Carry forward orthodontic activity (UOA)	0
Baseline contract value	£362,125.48

ACCESS*

Patients seen in 24 months	Total	Change since previous quarter
Quarter ending June 2018	4,673	
Quarter ending September 2018	4,705	→
Quarter ending December 2018	4,697	→
Quarter ending March 2019	4,639	↓
Quarter ending June 2019	4,672	→
Variance since June 2018	(0.0%)	→



ACTIVITY



Month	Adjusted Scheduled Activity (UDA)	
	2019	2020
April	695	402
May	2,012	1,439
June	2,915	2,261
July	4,316	
August	5,474	
September	6,672	
October	7,688	
November	8,722	
December	9,594	
January	10,621	
February	11,522	
March	12,587	
April	13,044	
May	13,060	
June	13,060	

QUALITY

	Quantity	Base Number	Contract	AT	Region	England
% of FP17s for the same patient ID Re-attending within 3 months - Children	45	577	7.8%	10.0%	11.9%	11.4%
% of FP17s for the same patient ID Re-attending within 3 months - Adults	83	605	13.7%	16.3%	17.2%	15.4%
% of FP17s for the same patient ID Re-attending between 3 & 9 months - Children	334	577	57.9%	50.0%	49.8%	59.8%
% of FP17s for the same patient ID Re-attending between 3 & 9 months - Adults	191	605	31.6%	38.6%	39.5%	52.1%
% of FP17s for Band 1 Urgent Courses	100	1,004	10.0%	11.8%	11.2%	9.2%
% of FP17s Relating to Free Repair or Replacements	2	1,004	0.2%	0.5%	0.5%	0.7%
% of FP17s Relating to Continuations	13	1,004	1.3%	0.5%	0.7%	0.8%
% of Patients satisfied with the dentistry they have received	1	2	N/A	89.8%	90.6%	93.4%
% of Patients satisfied with the time they had to wait for an appointment	2	2	N/A	84.2%	83.8%	87.6%

* This is based on patients treated on this contract for their most recent course of treatment. Figures in italics indicate the base number of FP17s or Patient Questionnaire responses are less than 100. N/A is shown where the base number of responses is less than 10 during the period. % is calculated as Quantity/Base number*100

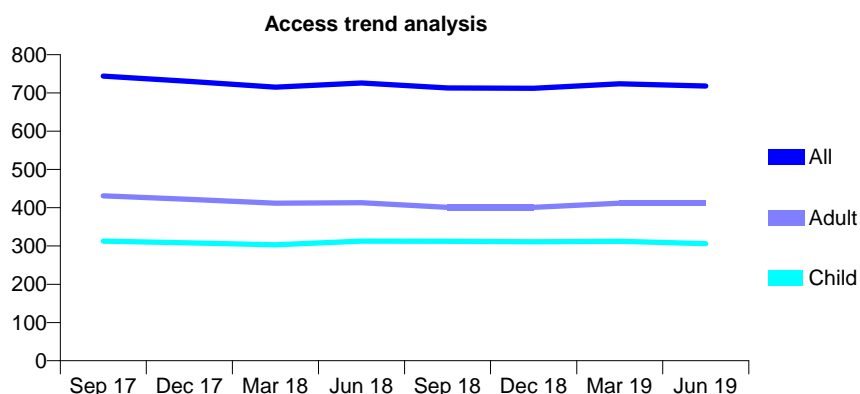
Q62 - Vital Signs At a Glance Contract Report for 982849/0001 - June 2019

Name or company name	Mr Russell J O'Malley and Mr Adam E Won
Contract type name	GDS Contract
Purpose of contract	General
Contract start date	01/04/2006
Contract end date	

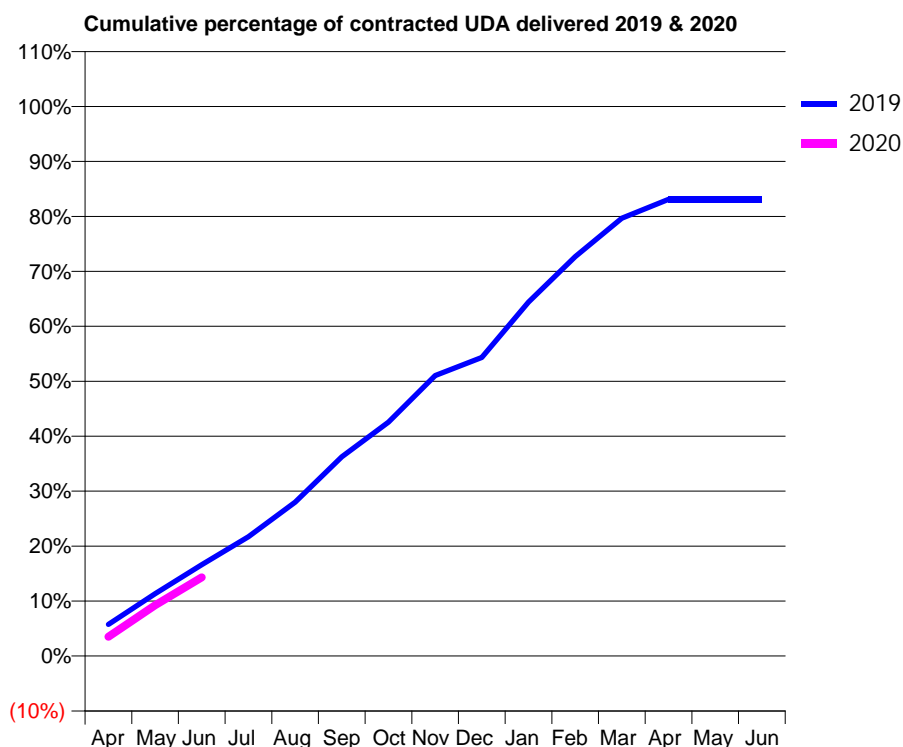
19/20 Contracted general activity (UDA)	1,355
Carry forward general activity (UDA)	0
19/20 Contracted orthodontic activity (UOA)	0
Carry forward orthodontic activity (UOA)	0
Baseline contract value	£37,490.64

ACCESS*

Patients seen in 24 months	Total	Change since previous quarter
Quarter ending June 2018	726	
Quarter ending September 2018	713	↓
Quarter ending December 2018	712	→
Quarter ending March 2019	724	→
Quarter ending June 2019	718	→
Variance since June 2018	(1.1%)	↓



ACTIVITY



Month	Adjusted Scheduled Activity (UDA)	
	2019	2020
April	78	48
May	154	126
June	225	194
July	294	
August	380	
September	491	
October	577	
November	692	
December	736	
January	873	
February	985	
March	1,079	
April	1,126	
May	1,126	
June	1,126	

QUALITY

	Quantity	Base Number	Contract	AT	Region	England
% of FP17s for the same patient ID Re-attending within 3 months - Children	4	69	5.8%	10.0%	11.9%	11.4%
% of FP17s for the same patient ID Re-attending within 3 months - Adults	6	84	7.1%	16.3%	17.2%	15.4%
% of FP17s for the same patient ID Re-attending between 3 & 9 months - Children	31	69	44.9%	50.0%	49.8%	59.8%
% of FP17s for the same patient ID Re-attending between 3 & 9 months - Adults	30	84	35.7%	38.6%	39.5%	52.1%
% of FP17s for Band 1 Urgent Courses	11	132	8.3%	11.8%	11.2%	9.2%
% of FP17s Relating to Free Repair or Replacements	0	132	0.0%	0.5%	0.5%	0.7%
% of FP17s Relating to Continuations	0	132	0.0%	0.5%	0.7%	0.8%
% of Patients satisfied with the dentistry they have received	0	0	N/A	89.8%	90.6%	93.4%
% of Patients satisfied with the time they had to wait for an appointment	0	0	N/A	84.2%	83.8%	87.6%

* This is based on patients treated on this contract for their most recent course of treatment. Figures in italics indicate the base number of FP17s or Patient Questionnaire responses are less than 100. N/A is shown where the base number of responses is less than 10 during the period. % is calculated as Quantity/Base number*100

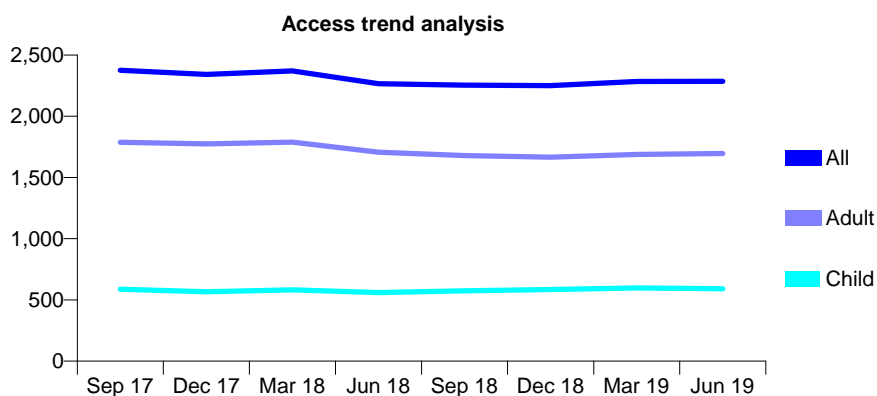
Q62 - Vital Signs At a Glance Contract Report for 998214/0001 - June 2019

Name or company name	MR DS KOONER
Contract type name	GDS Contract
Purpose of contract	General
Contract start date	01/04/2006
Contract end date	

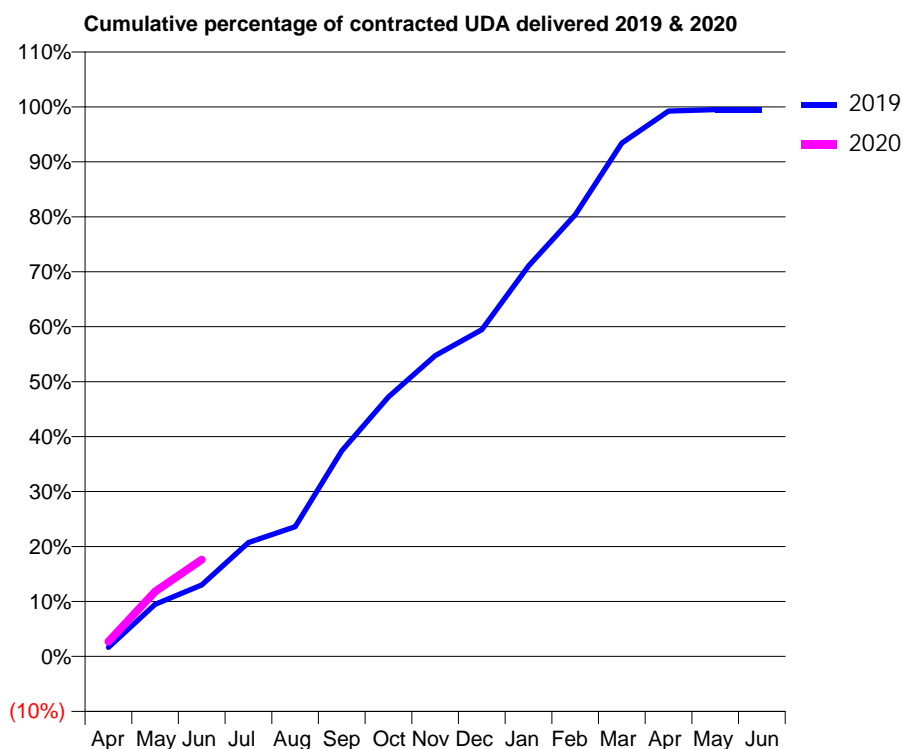
19/20 Contracted general activity (UDA)	7,767
Carry forward general activity (UDA)	0
19/20 Contracted orthodontic activity (UOA)	0
Carry forward orthodontic activity (UOA)	0
Baseline contract value	£242,676.37

ACCESS*

Patients seen in 24 months	Total	Change since previous quarter
Quarter ending June 2018	2,266	
Quarter ending September 2018	2,254	→
Quarter ending December 2018	2,250	→
Quarter ending March 2019	2,285	→
Quarter ending June 2019	2,286	→
Variance since June 2018	0.9%	→



ACTIVITY



Month	2019	2020
April	130	210
May	735	917
June	1,012	1,368
July	1,611	
August	1,832	
September	2,906	
October	3,669	
November	4,252	
December	4,618	
January	5,518	
February	6,242	
March	7,255	
April	7,708	
May	7,729	
June	7,729	

QUALITY

	Quantity	Base Number	Contract	AT	Region	England
% of FP17s for the same patient ID Re-attending within 3 months - Children	11	156	7.1%	10.0%	11.9%	11.4%
% of FP17s for the same patient ID Re-attending within 3 months - Adults	77	361	21.3%	16.3%	17.2%	15.4%
% of FP17s for the same patient ID Re-attending between 3 & 9 months - Children	37	156	23.7%	50.0%	49.8%	59.8%
% of FP17s for the same patient ID Re-attending between 3 & 9 months - Adults	66	361	18.3%	38.6%	39.5%	52.1%
% of FP17s for Band 1 Urgent Courses	69	410	16.8%	11.8%	11.2%	9.2%
% of FP17s Relating to Free Repair or Replacements	2	410	0.5%	0.5%	0.5%	0.7%
% of FP17s Relating to Continuations	3	410	0.7%	0.5%	0.7%	0.8%
% of Patients satisfied with the dentistry they have received	2	2	N/A	89.8%	90.6%	93.4%
% of Patients satisfied with the time they had to wait for an appointment	1	2	N/A	84.2%	83.8%	87.6%

* This is based on patients treated on this contract for their most recent course of treatment. Figures in italics indicate the base number of FP17s or Patient Questionnaire responses are less than 100. N/A is shown where the base number of responses is less than 10 during the period. % is calculated as Quantity/Base number*100

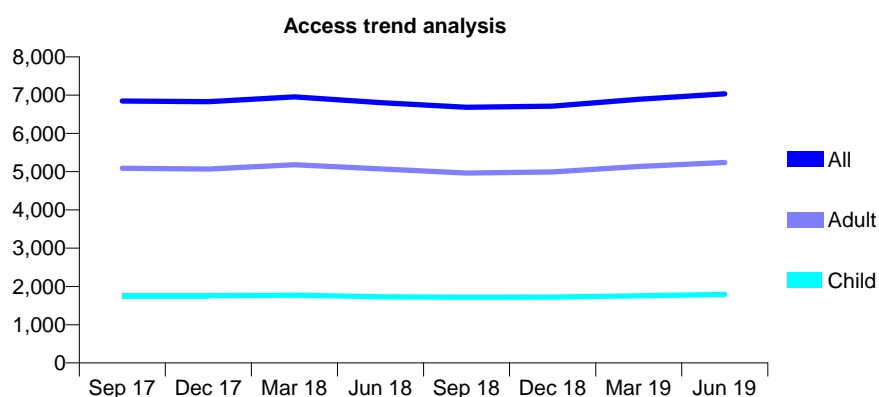
Q62 - Vital Signs At a Glance Contract Report for 998214/0002 - June 2019

Name or company name	MR DS KOONER
Contract type name	GDS Contract
Purpose of contract	General
Contract start date	01/04/2006
Contract end date	

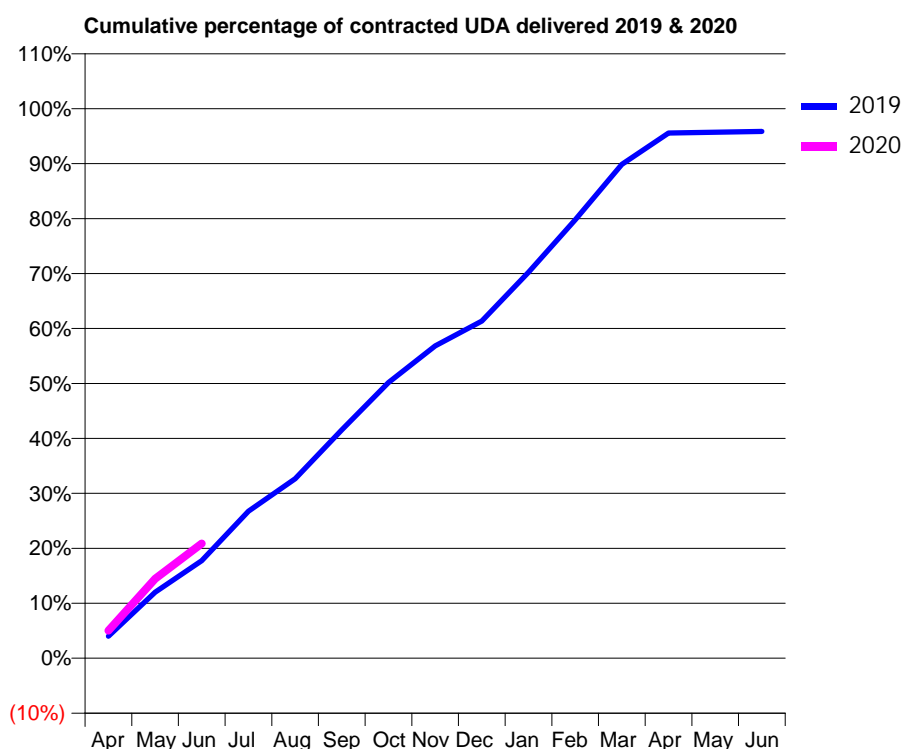
19/20 Contracted general activity (UDA)	16,231
Carry forward general activity (UDA)	0
19/20 Contracted orthodontic activity (UOA)	0
Carry forward orthodontic activity (UOA)	0
Baseline contract value	£549,830.24

ACCESS*

Patients seen in 24 months	Total	Change since previous quarter
Quarter ending June 2018	6,804	
Quarter ending September 2018	6,681	↓
Quarter ending December 2018	6,713	→
Quarter ending March 2019	6,894	↑
Quarter ending June 2019	7,031	→
Variance since June 2018	3.3%	↑



ACTIVITY



Adjusted Scheduled Activity (UDA)		
Month	2019	2020
April	653	816
May	1,952	2,346
June	2,882	3,387
July	4,341	
August	5,302	
September	6,739	
October	8,144	
November	9,224	
December	9,957	
January	11,400	
February	12,947	
March	14,584	
April	15,514	
May	15,538	
June	15,558	

QUALITY

	Quantity	Base Number	Contract	AT	Region	England
% of FP17s for the same patient ID Re-attending within 3 months - Children	54	501	10.8%	10.0%	11.9%	11.4%
% of FP17s for the same patient ID Re-attending within 3 months - Adults	309	1,516	20.4%	16.3%	17.2%	15.4%
% of FP17s for the same patient ID Re-attending between 3 & 9 months - Children	150	501	29.9%	50.0%	49.8%	59.8%
% of FP17s for the same patient ID Re-attending between 3 & 9 months - Adults	446	1,516	29.4%	38.6%	39.5%	52.1%
% of FP17s for Band 1 Urgent Courses	133	1,323	10.1%	11.8%	11.2%	9.2%
% of FP17s Relating to Free Repair or Replacements	20	1,323	1.5%	0.5%	0.5%	0.7%
% of FP17s Relating to Continuations	28	1,323	2.1%	0.5%	0.7%	0.8%
% of Patients satisfied with the dentistry they have received	2	2	N/A	89.8%	90.6%	93.4%
% of Patients satisfied with the time they had to wait for an appointment	1	2	N/A	84.2%	83.8%	87.6%

* This is based on patients treated on this contract for their most recent course of treatment.

Figures in italics indicate the base number of FP17s or Patient Questionnaire responses are less than 100. N/A is shown where the base number of responses is less than 10 during the period. % is calculated as Quantity/Base number*100

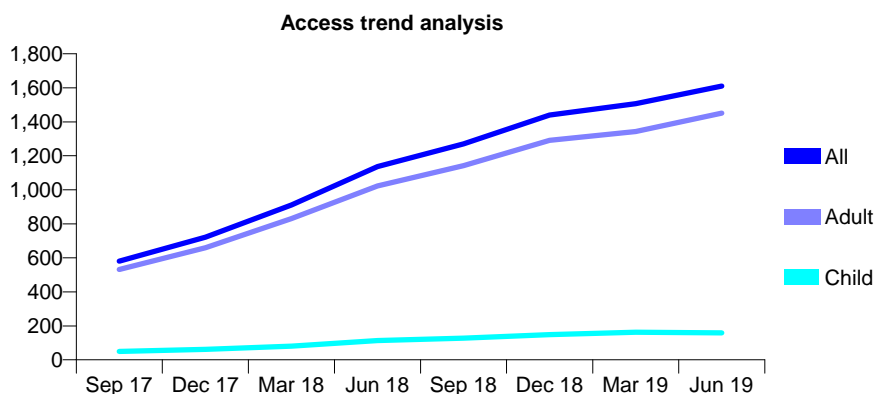
Q63 - Vital Signs At a Glance Contract Report for 100178/0000 - June 2019

Name or company name	Dentistry for You
Contract type name	PDS Contract
Purpose of contract	General
Contract start date	01/07/2016
Contract end date	31/05/2021

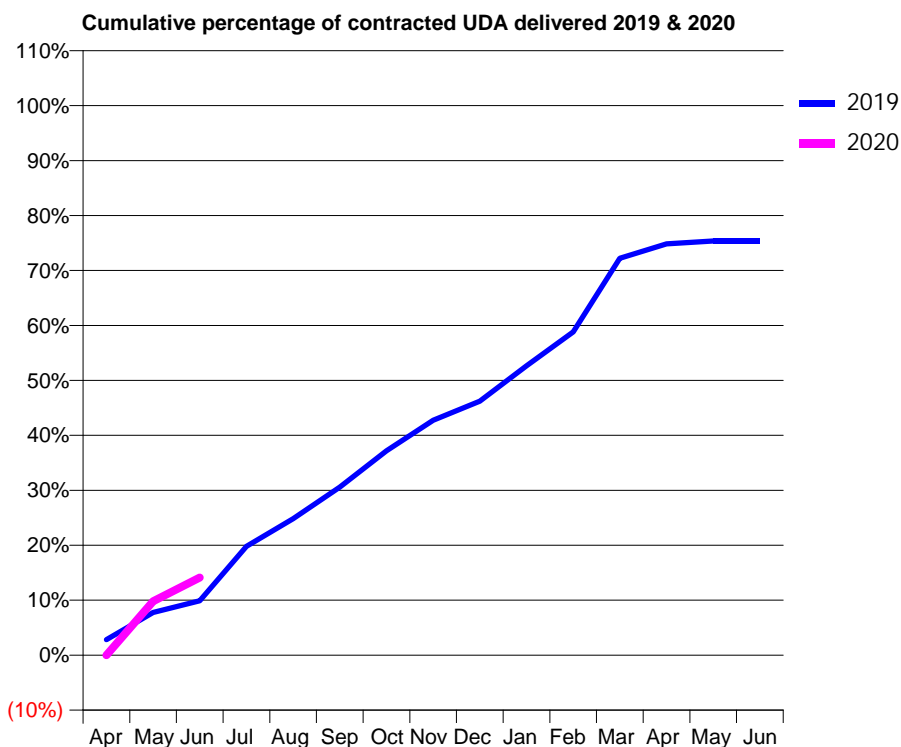
19/20 Contracted general activity (UDA)	4,292
Carry forward general activity (UDA)	0
19/20 Contracted orthodontic activity (UOA)	0
Carry forward orthodontic activity (UOA)	0
Baseline contract value	£290,330.94

ACCESS*

Patients seen in 24 months	Total	Change since previous quarter
Quarter ending June 2018	1,137	
Quarter ending September 2018	1,270	↑
Quarter ending December 2018	1,440	↑
Quarter ending March 2019	1,506	↑
Quarter ending June 2019	1,610	↑
Variance since June 2018	41.6%	↑



ACTIVITY



Month	Adjusted Scheduled Activity (UDA)	
	2019	2020
April	121	0
May	334	422
June	425	605
July	849	
August	1,066	
September	1,313	
October	1,596	
November	1,835	
December	1,983	
January	2,259	
February	2,525	
March	3,100	
April	3,212	
May	3,234	
June	3,234	

QUALITY

	Quantity	Base Number	Contract	AT	Region	England
% of FP17s for the same patient ID Re-attending within 3 months - Children	0	76	0.0%	10.2%	11.9%	11.4%
% of FP17s for the same patient ID Re-attending within 3 months - Adults	13	567	2.3%	15.5%	17.2%	15.4%
% of FP17s for the same patient ID Re-attending between 3 & 9 months - Children	0	76	0.0%	50.1%	49.8%	59.8%
% of FP17s for the same patient ID Re-attending between 3 & 9 months - Adults	2	567	0.4%	39.4%	39.5%	52.1%
% of FP17s for Band 1 Urgent Courses	476	497	95.8%	10.5%	11.2%	9.2%
% of FP17s Relating to Free Repair or Replacements	0	497	0.0%	0.6%	0.5%	0.7%
% of FP17s Relating to Continuations	0	497	0.0%	0.8%	0.7%	0.8%
% of Patients satisfied with the dentistry they have received	0	0	N/A	91.0%	90.6%	93.4%
% of Patients satisfied with the time they had to wait for an appointment	0	0	N/A	87.1%	83.8%	87.6%

* This is based on patients treated on this contract for their most recent course of treatment. Figures in italics indicate the base number of FP17s or Patient Questionnaire responses are less than 100. N/A is shown where the base number of responses is less than 10 during the period. % is calculated as Quantity/Base number*100

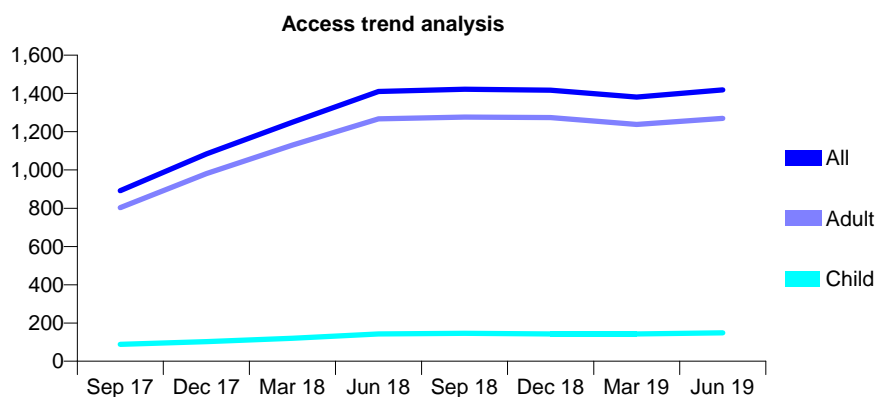
Q63 - Vital Signs At a Glance Contract Report for 100185/0000 - June 2019

Name or company name	IDH Limited
Contract type name	PDS Contract
Purpose of contract	General
Contract start date	01/07/2016
Contract end date	31/05/2021

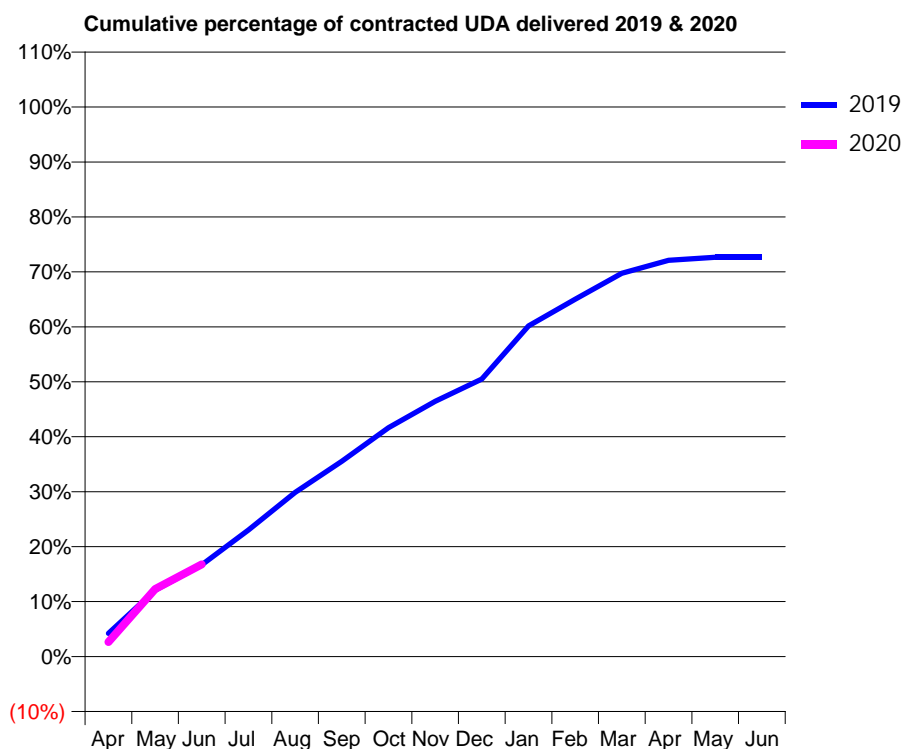
19/20 Contracted general activity (UDA)	3,478
Carry forward general activity (UDA)	0
19/20 Contracted orthodontic activity (UOA)	0
Carry forward orthodontic activity (UOA)	0
Baseline contract value	£183,922.67

ACCESS*

Patients seen in 24 months	Total	Change since previous quarter
Quarter ending June 2018	1,410	
Quarter ending September 2018	1,422	→
Quarter ending December 2018	1,417	→
Quarter ending March 2019	1,381	↓
Quarter ending June 2019	1,419	↑
Variance since June 2018	0.6%	→



ACTIVITY



Month	Adjusted Scheduled Activity (UDA)	
	2019	2020
April	147	92
May	420	427
June	581	584
July	801	
August	1,040	
September	1,235	
October	1,449	
November	1,615	
December	1,756	
January	2,093	
February	2,262	
March	2,425	
April	2,508	
May	2,527	
June	2,527	

QUALITY

	Quantity	Base Number	Contract	AT	Region	England
% of FP17s for the same patient ID Re-attending within 3 months - Children	0	87	0.0%	10.2%	11.9%	11.4%
% of FP17s for the same patient ID Re-attending within 3 months - Adults	7	486	1.4%	15.5%	17.2%	15.4%
% of FP17s for the same patient ID Re-attending between 3 & 9 months - Children	2	87	2.3%	50.1%	49.8%	59.8%
% of FP17s for the same patient ID Re-attending between 3 & 9 months - Adults	3	486	0.6%	39.4%	39.5%	52.1%
% of FP17s for Band 1 Urgent Courses	485	487	99.6%	10.5%	11.2%	9.2%
% of FP17s Relating to Free Repair or Replacements	0	487	0.0%	0.6%	0.5%	0.7%
% of FP17s Relating to Continuations	0	487	0.0%	0.8%	0.7%	0.8%
% of Patients satisfied with the dentistry they have received	2	2	N/A	91.0%	90.6%	93.4%
% of Patients satisfied with the time they had to wait for an appointment	2	2	N/A	87.1%	83.8%	87.6%

* This is based on patients treated on this contract for their most recent course of treatment. Figures in italics indicate the base number of FP17s or Patient Questionnaire responses are less than 100. N/A is shown where the base number of responses is less than 10 during the period. % is calculated as Quantity/Base number*100

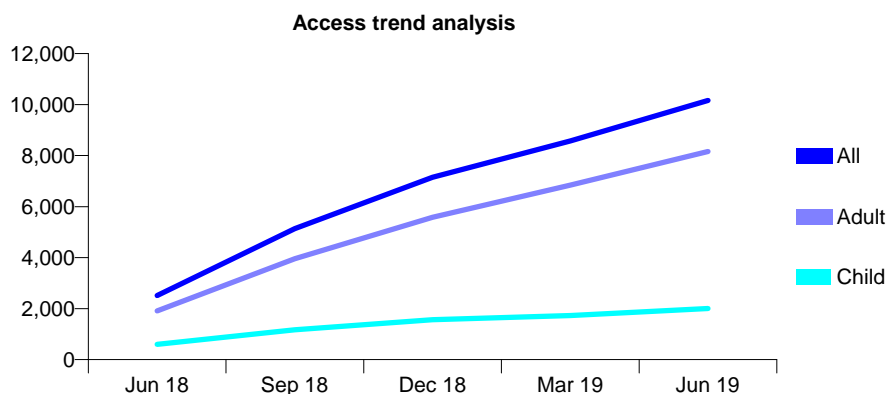
Q63 - Vital Signs At a Glance Contract Report for 100637/0000 - June 2019

Name or company name	Nitin Nagpaul and Hayley Seresht
Contract type name	GDS Contract
Purpose of contract	General
Contract start date	01/04/2018
Contract end date	

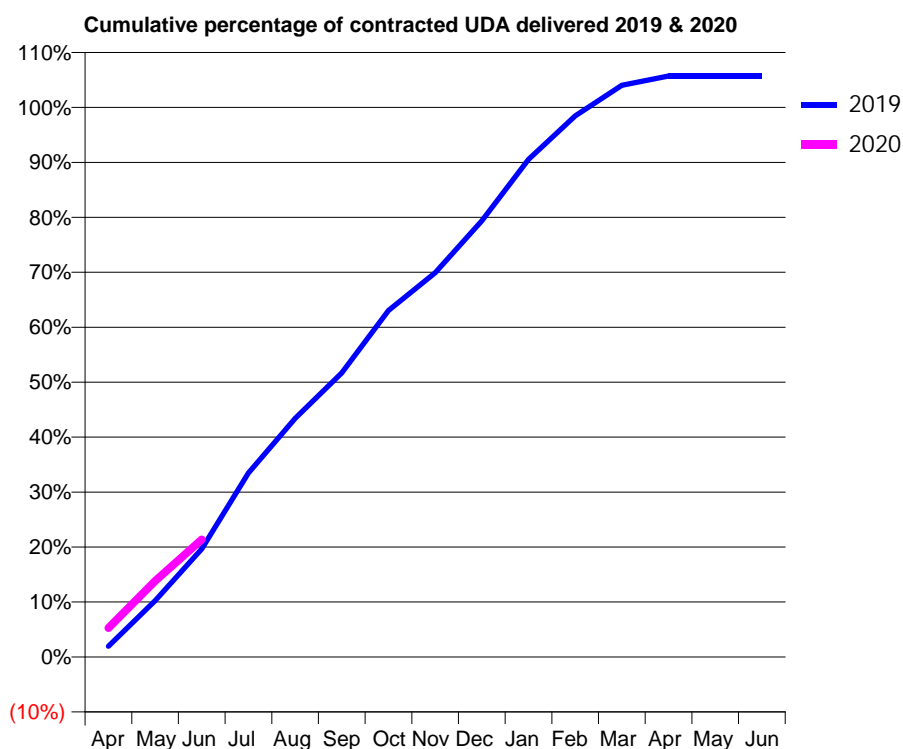
19/20 Contracted general activity (UDA)	27,250
Carry forward general activity (UDA)	0
19/20 Contracted orthodontic activity (UOA)	0
Carry forward orthodontic activity (UOA)	0
Baseline contract value	£808,749.12

ACCESS*

Patients seen in 24 months	Total	Change since previous quarter
Quarter ending June 2018	2,515	
Quarter ending September 2018	5,135	↑
Quarter ending December 2018	7,151	↑
Quarter ending March 2019	8,576	↑
Quarter ending June 2019	10,163	↑
Variance since June 2018	304.1%	↑



ACTIVITY



Month	2019	2020
April	521	1,439
May	2,720	3,773
June	5,209	5,821
July	8,873	
August	11,509	
September	13,693	
October	16,707	
November	18,527	
December	21,033	
January	23,991	
February	26,090	
March	27,567	
April	28,009	
May	28,009	
June	28,009	

QUALITY

	Quantity	Base Number	Contract	AT	Region	England
% of FP17s for the same patient ID Re-attending within 3 months - Children	69	677	10.2%	10.2%	11.9%	11.4%
% of FP17s for the same patient ID Re-attending within 3 months - Adults	302	2,151	14.0%	15.5%	17.2%	15.4%
% of FP17s for the same patient ID Re-attending between 3 & 9 months - Children	245	677	36.2%	50.1%	49.8%	59.8%
% of FP17s for the same patient ID Re-attending between 3 & 9 months - Adults	472	2,151	21.9%	39.4%	39.5%	52.1%
% of FP17s for Band 1 Urgent Courses	473	2,431	19.5%	10.5%	11.2%	9.2%
% of FP17s Relating to Free Repair or Replacements	8	2,431	0.3%	0.6%	0.5%	0.7%
% of FP17s Relating to Continuations	35	2,431	1.4%	0.8%	0.7%	0.8%
% of Patients satisfied with the dentistry they have received	3	3	N/A	91.0%	90.6%	93.4%
% of Patients satisfied with the time they had to wait for an appointment	3	3	N/A	87.1%	83.8%	87.6%

* This is based on patients treated on this contract for their most recent course of treatment.

Figures in italics indicate the base number of FP17s or Patient Questionnaire responses are less than 100. N/A is shown where the base number of responses is less than 10 during the period. % is calculated as Quantity/Base number*100

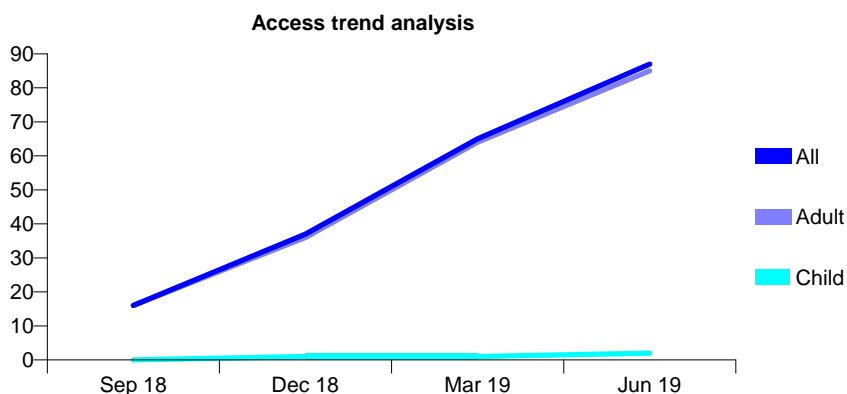
Q63 - Vital Signs At a Glance Contract Report for 100682/0000 - June 2019

Name or company name	Kent Dent Ltd
Contract type name	PDS Contract
Purpose of contract	General
Contract start date	01/07/2018
Contract end date	30/06/2021

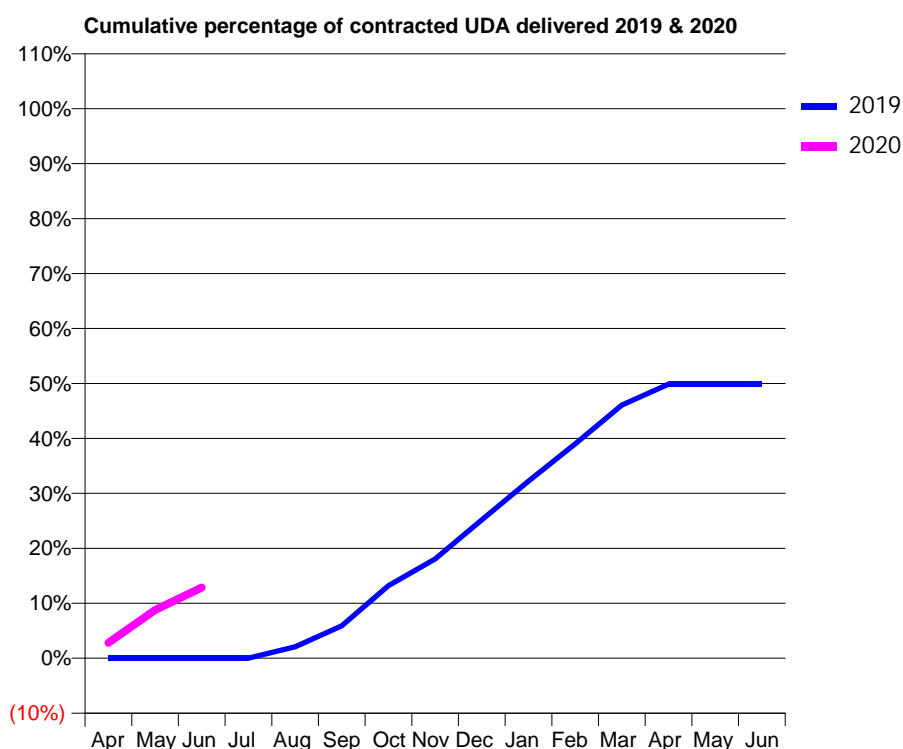
19/20 Contracted general activity (UDA)	3,120
Carry forward general activity (UDA)	0
19/20 Contracted orthodontic activity (UOA)	0
Carry forward orthodontic activity (UOA)	0
Baseline contract value	£167,102.25

ACCESS*

Patients seen in 24 months	Total	Change since previous quarter
Quarter ending June 2018	0	
Quarter ending September 2018	16	↑
Quarter ending December 2018	37	↑
Quarter ending March 2019	65	↑
Quarter ending June 2019	87	↑
Variance since June 2018	N/A	



ACTIVITY



Adjusted Scheduled Activity (UDA)		
Month	2019	2020
April	0	88
May	0	274
June	0	402
July	0	
August	49	
September	138	
October	309	
November	423	
December	589	
January	754	
February	913	
March	1,078	
April	1,167	
May	1,167	
June	1,167	

QUALITY

	Quantity	Base Number	Contract	AT	Region	England
% of FP17s for the same patient ID Re-attending within 3 months - Children	0	3	0.0%	10.2%	11.9%	11.4%
% of FP17s for the same patient ID Re-attending within 3 months - Adults	1	174	0.6%	15.5%	17.2%	15.4%
% of FP17s for the same patient ID Re-attending between 3 & 9 months - Children	0	3	0.0%	50.1%	49.8%	59.8%
% of FP17s for the same patient ID Re-attending between 3 & 9 months - Adults	1	174	0.6%	39.4%	39.5%	52.1%
% of FP17s for Band 1 Urgent Courses	0	144	0.0%	10.5%	11.2%	9.2%
% of FP17s Relating to Free Repair or Replacements	0	144	0.0%	0.6%	0.5%	0.7%
% of FP17s Relating to Continuations	0	144	0.0%	0.8%	0.7%	0.8%
% of Patients satisfied with the dentistry they have received	1	1	N/A	91.0%	90.6%	93.4%
% of Patients satisfied with the time they had to wait for an appointment	1	1	N/A	87.1%	83.8%	87.6%

* This is based on patients treated on this contract for their most recent course of treatment.

Figures in italics indicate the base number of FP17s or Patient Questionnaire responses are less than 100. N/A is shown where the base number of responses is less than 10 during the period. % is calculated as Quantity/Base number*100

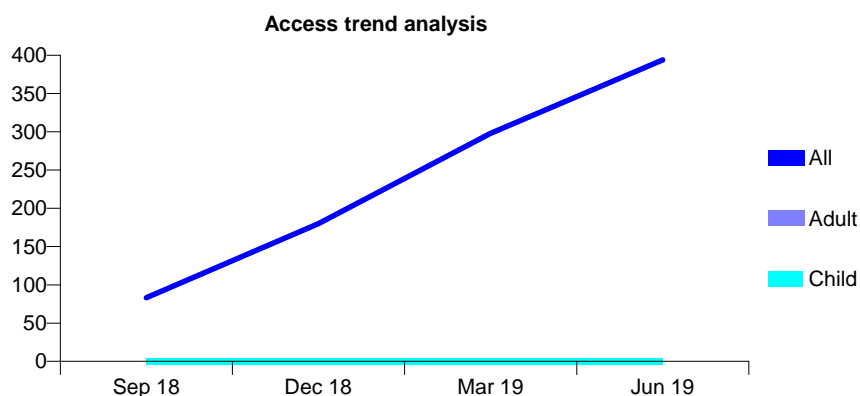
Q63 - Vital Signs At a Glance Contract Report for 100690/0000 - June 2019

Name or company name	Lambeth & Wandsworth IMOS Group
Contract type name	PDS Contract
Purpose of contract	General
Contract start date	01/07/2018
Contract end date	30/06/2021

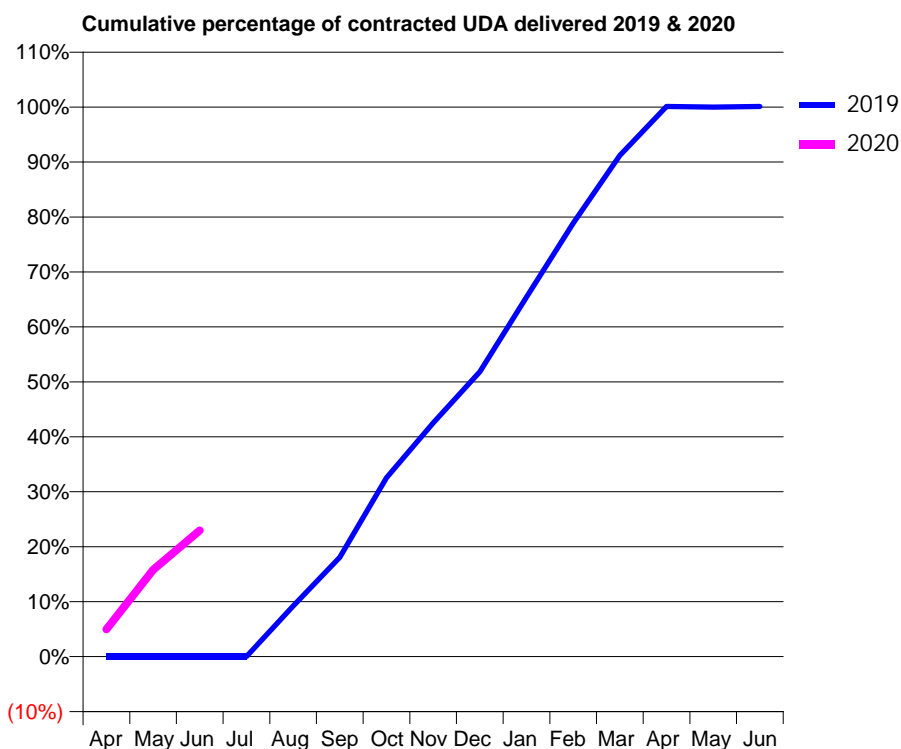
19/20 Contracted general activity (UDA)	6,240
Carry forward general activity (UDA)	0
19/20 Contracted orthodontic activity (UOA)	0
Carry forward orthodontic activity (UOA)	0
Baseline contract value	£334,204.51

ACCESS*

Patients seen in 24 months	Total	Change since previous quarter
Quarter ending June 2018	0	
Quarter ending September 2018	83	↑
Quarter ending December 2018	180	↑
Quarter ending March 2019	298	↑
Quarter ending June 2019	394	↑
Variance since June 2018	N/A	



ACTIVITY



Month	Adjusted Scheduled Activity (UDA)	
	2019	2020
April	0	309
May	0	987
June	0	1,434
July	0	
August	457	
September	898	
October	1,617	
November	2,113	
December	2,575	
January	3,250	
February	3,919	
March	4,530	
April	4,974	
May	4,968	
June	4,974	

QUALITY

	Quantity	Base Number	Contract	AT	Region	England
% of FP17s for the same patient ID Re-attending within 3 months - Children	0	4	0.0%	10.2%	11.9%	11.4%
% of FP17s for the same patient ID Re-attending within 3 months - Adults	2	618	0.3%	15.5%	17.2%	15.4%
% of FP17s for the same patient ID Re-attending between 3 & 9 months - Children	0	4	0.0%	50.1%	49.8%	59.8%
% of FP17s for the same patient ID Re-attending between 3 & 9 months - Adults	3	618	0.5%	39.4%	39.5%	52.1%
% of FP17s for Band 1 Urgent Courses	0	478	0.0%	10.5%	11.2%	9.2%
% of FP17s Relating to Free Repair or Replacements	0	478	0.0%	0.6%	0.5%	0.7%
% of FP17s Relating to Continuations	0	478	0.0%	0.8%	0.7%	0.8%
% of Patients satisfied with the dentistry they have received	1	1	N/A	91.0%	90.6%	93.4%
% of Patients satisfied with the time they had to wait for an appointment	1	1	N/A	87.1%	83.8%	87.6%

* This is based on patients treated on this contract for their most recent course of treatment. Figures in italics indicate the base number of FP17s or Patient Questionnaire responses are less than 100. N/A is shown where the base number of responses is less than 10 during the period. % is calculated as Quantity/Base number*100

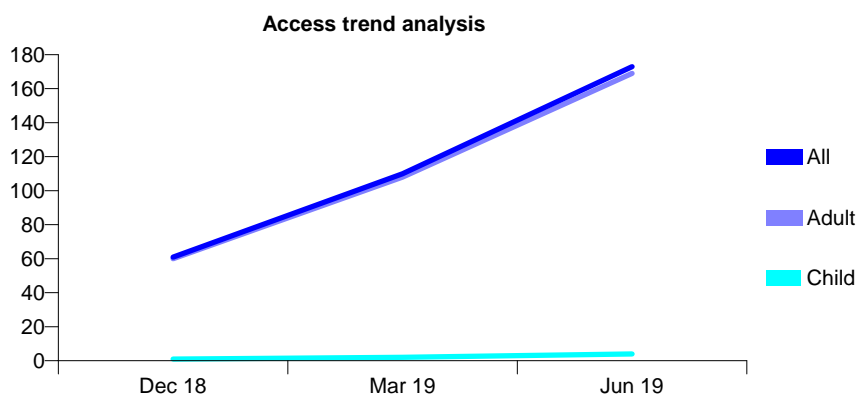
Q63 - Vital Signs At a Glance Contract Report for 100696/0000 - June 2019

Name or company name	Najeeb and Shireen Limited
Contract type name	PDS Contract
Purpose of contract	General
Contract start date	01/07/2018
Contract end date	30/06/2021

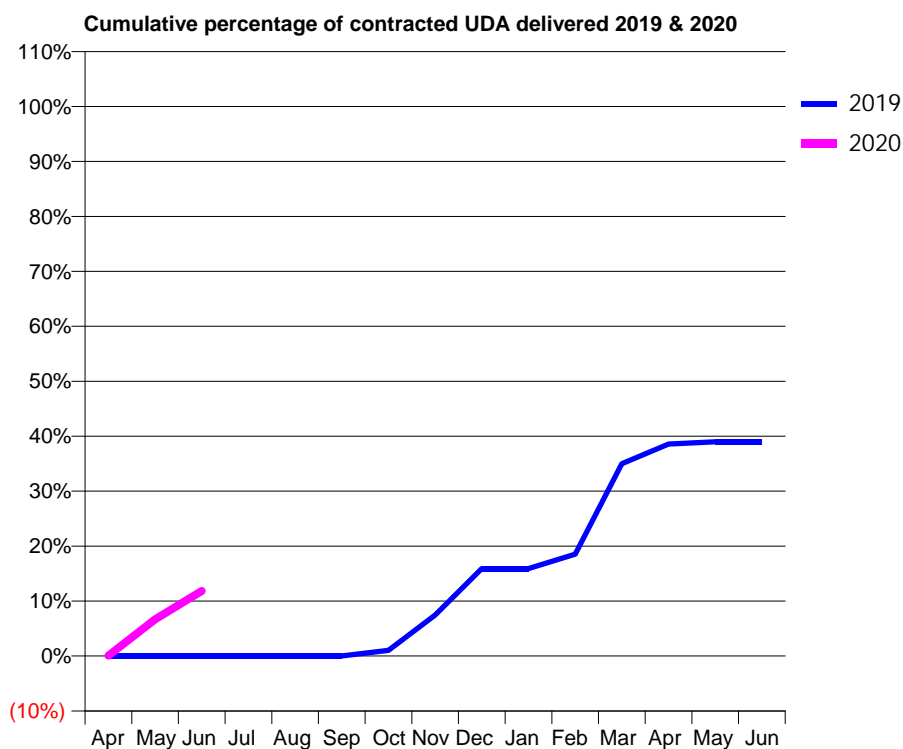
19/20 Contracted general activity (UDA)	3,900
Carry forward general activity (UDA)	0
19/20 Contracted orthodontic activity (UOA)	0
Carry forward orthodontic activity (UOA)	0
Baseline contract value	£208,877.82

ACCESS*

Patients seen in 24 months	Total	Change since previous quarter
Quarter ending June 2018	0	
Quarter ending September 2018	0	
Quarter ending December 2018	61	↑
Quarter ending March 2019	110	↑
Quarter ending June 2019	173	↑
Variance since June 2018	N/A	



ACTIVITY



Month	Adjusted Scheduled Activity (UDA)	
	2019	2020
April	0	3
May	0	261
June	0	461
July	0	
August	0	
September	0	
October	30	
November	219	
December	465	
January	465	
February	543	
March	1,023	
April	1,128	
May	1,140	
June	1,140	

QUALITY

	Quantity	Base Number	Contract	AT	Region	England
% of FP17s for the same patient ID Re-attending within 3 months - Children	0	5	0.0%	10.2%	11.9%	11.4%
% of FP17s for the same patient ID Re-attending within 3 months - Adults	1	193	0.5%	15.5%	17.2%	15.4%
% of FP17s for the same patient ID Re-attending between 3 & 9 months - Children	0	5	0.0%	50.1%	49.8%	59.8%
% of FP17s for the same patient ID Re-attending between 3 & 9 months - Adults	0	193	0.0%	39.4%	39.5%	52.1%
% of FP17s for Band 1 Urgent Courses	2	159	1.3%	10.5%	11.2%	9.2%
% of FP17s Relating to Free Repair or Replacements	0	159	0.0%	0.6%	0.5%	0.7%
% of FP17s Relating to Continuations	0	159	0.0%	0.8%	0.7%	0.8%
% of Patients satisfied with the dentistry they have received	0	0	N/A	91.0%	90.6%	93.4%
% of Patients satisfied with the time they had to wait for an appointment	0	0	N/A	87.1%	83.8%	87.6%

* This is based on patients treated on this contract for their most recent course of treatment.

Figures in italics indicate the base number of FP17s or Patient Questionnaire responses are less than 100. N/A is shown where the base number of responses is less than 10 during the period. % is calculated as Quantity/Base number*100

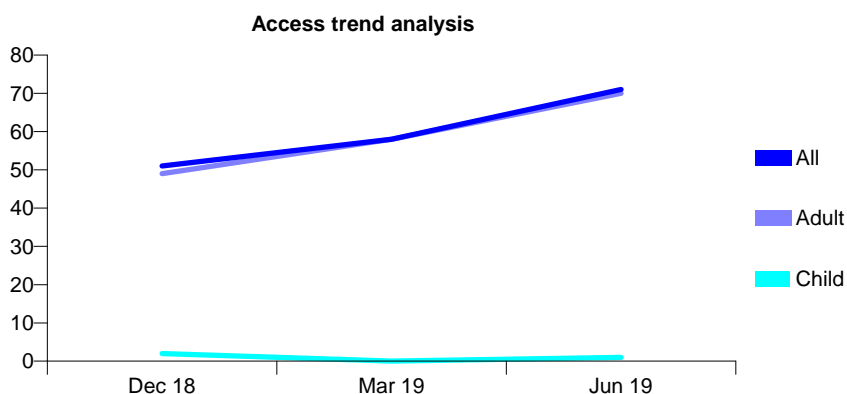
Q63 - Vital Signs At a Glance Contract Report for 100744/0000 - June 2019

Name or company name	Aspire Dental Practice Partnership (MyDent)
Contract type name	PDS Contract
Purpose of contract	General
Contract start date	01/07/2018
Contract end date	30/06/2021

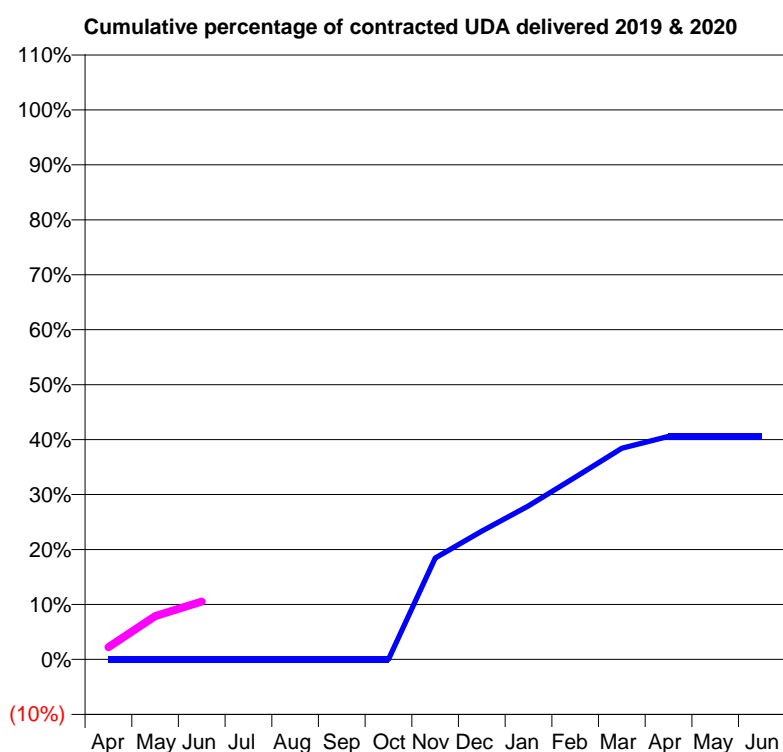
19/20 Contracted general activity (UDA)	3,120
Carry forward general activity (UDA)	0
19/20 Contracted orthodontic activity (UOA)	0
Carry forward orthodontic activity (UOA)	0
Baseline contract value	£167,102.25

ACCESS*

Patients seen in 24 months	Total	Change since previous quarter
Quarter ending June 2018	0	
Quarter ending September 2018	0	
Quarter ending December 2018	51	↑
Quarter ending March 2019	58	↑
Quarter ending June 2019	71	↑
Variance since June 2018	N/A	



ACTIVITY



Adjusted Scheduled Activity (UDA)		
Month	2019	2020
April	0	70
May	0	246
June	0	328
July	0	
August	0	
September	0	
October	0	
November	432	
December	546	
January	654	
February	776	
March	899	
April	950	
May	950	
June	950	

QUALITY

	Quantity	Base Number	Contract	AT	Region	England
% of FP17s for the same patient ID Re-attending within 3 months - Children	0	2	0.0%	10.2%	11.9%	11.4%
% of FP17s for the same patient ID Re-attending within 3 months - Adults	0	127	0.0%	15.5%	17.2%	15.4%
% of FP17s for the same patient ID Re-attending between 3 & 9 months - Children	0	2	0.0%	50.1%	49.8%	59.8%
% of FP17s for the same patient ID Re-attending between 3 & 9 months - Adults	2	127	1.6%	39.4%	39.5%	52.1%
% of FP17s for Band 1 Urgent Courses	0	112	0.0%	10.5%	11.2%	9.2%
% of FP17s Relating to Free Repair or Replacements	0	112	0.0%	0.6%	0.5%	0.7%
% of FP17s Relating to Continuations	0	112	0.0%	0.8%	0.7%	0.8%
% of Patients satisfied with the dentistry they have received	0	0	N/A	91.0%	90.6%	93.4%
% of Patients satisfied with the time they had to wait for an appointment	0	0	N/A	87.1%	83.8%	87.6%

* This is based on patients treated on this contract for their most recent course of treatment. Figures in italics indicate the base number of FP17s or Patient Questionnaire responses are less than 100. N/A is shown where the base number of responses is less than 10 during the period. % is calculated as Quantity/Base number*100

Q63 - Vital Signs At a Glance Contract Report for 101125/0000 - June 2019


Name or company name	Bexleyheath Dental Practice Ltd
Contract type name	PDS Contract
Purpose of contract	General
Contract start date	01/04/2019
Contract end date	31/03/2023

19/20 Contracted general activity (UDA)	2,604
Carry forward general activity (UDA)	0
19/20 Contracted orthodontic activity (UOA)	0
Carry forward orthodontic activity (UOA)	0
Baseline contract value	£314,511.12

ACCESS*

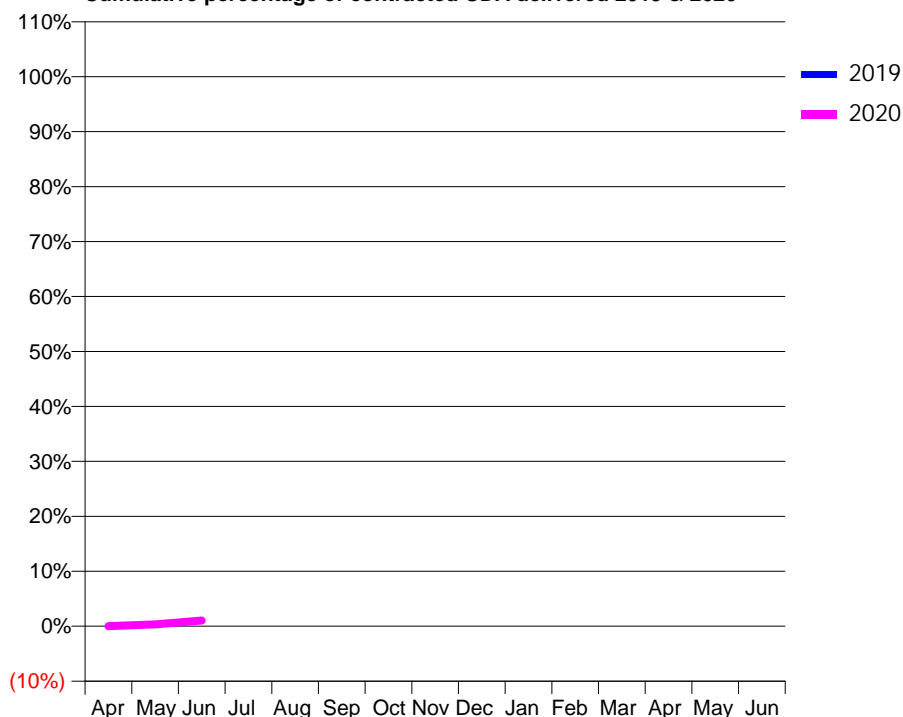
Patients seen in 24 months	Total	Change since previous quarter
Quarter ending June 2018	0	
Quarter ending September 2018	0	
Quarter ending December 2018	0	
Quarter ending March 2019	0	
Quarter ending June 2019	11	↑
Variance since June 2018	N/A	

Access trend analysis



ACTIVITY

Cumulative percentage of contracted UDA delivered 2019 & 2020



Adjusted Scheduled Activity (UDA)

Month	2019	2020
April	0	0
May	0	9
June	0	27
July	0	
August	0	
September	0	
October	0	
November	0	
December	0	
January	0	
February	0	
March	0	
April	0	
May	0	
June	0	

QUALITY

	Quantity	Base Number	Contract	AT	Region	England
% of FP17s for the same patient ID Re-attending within 3 months - Children	0	0	N/A	10.2%	11.9%	11.4%
% of FP17s for the same patient ID Re-attending within 3 months - Adults	0	9	0.0%	15.5%	17.2%	15.4%
% of FP17s for the same patient ID Re-attending between 3 & 9 months - Children	0	0	N/A	50.1%	49.8%	59.8%
% of FP17s for the same patient ID Re-attending between 3 & 9 months - Adults	0	9	0.0%	39.4%	39.5%	52.1%
% of FP17s for Band 1 Urgent Courses	0	9	0.0%	10.5%	11.2%	9.2%
% of FP17s Relating to Free Repair or Replacements	0	9	0.0%	0.6%	0.5%	0.7%
% of FP17s Relating to Continuations	0	9	0.0%	0.8%	0.7%	0.8%
% of Patients satisfied with the dentistry they have received	0	0	N/A	91.0%	90.6%	93.4%
% of Patients satisfied with the time they had to wait for an appointment	0	0	N/A	87.1%	83.8%	87.6%

* This is based on patients treated on this contract for their most recent course of treatment.

Figures in italics indicate the base number of FP17s or Patient Questionnaire responses are less than 100. N/A is shown where the base number of responses is less than 10 during the period. % is calculated as Quantity/Base number*100

Q63 - Vital Signs At a Glance Contract Report for 101154/0000 - June 2019


Name or company name	Dentistry For You
Contract type name	PDS Contract
Purpose of contract	General
Contract start date	01/04/2019
Contract end date	31/03/2023

19/20 Contracted general activity (UDA)	6,504
Carry forward general activity (UDA)	0
19/20 Contracted orthodontic activity (UOA)	0
Carry forward orthodontic activity (UOA)	0
Baseline contract value	£785,553.12

ACCESS*

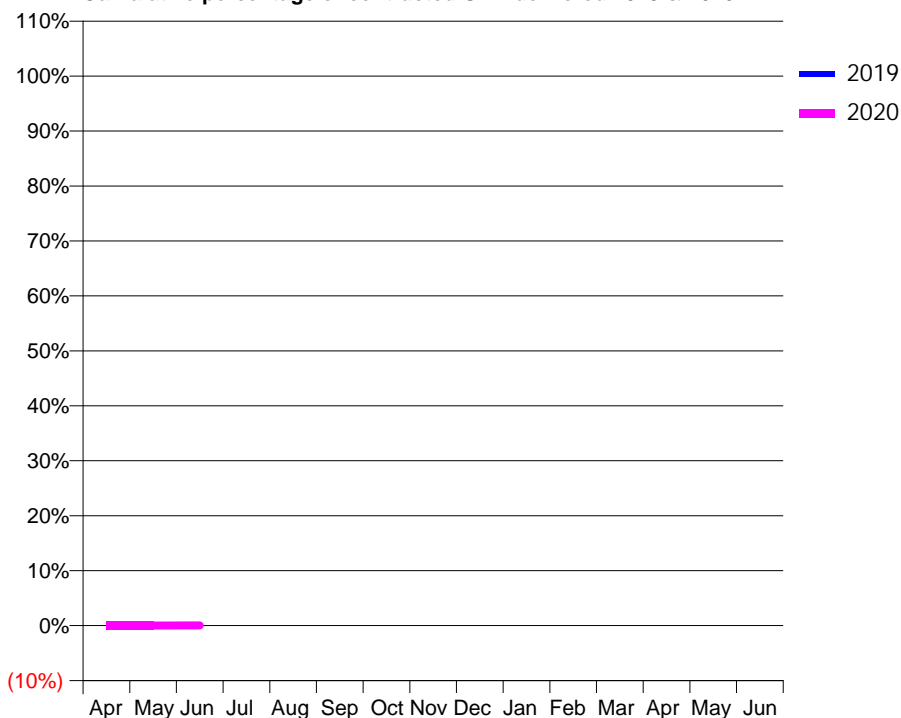
Patients seen in 24 months	Total	Change since previous quarter
Quarter ending June 2018	0	
Quarter ending September 2018	0	
Quarter ending December 2018	0	
Quarter ending March 2019	0	
Quarter ending June 2019	1	↑
Variance since June 2018	N/A	

Access trend analysis



ACTIVITY

Cumulative percentage of contracted UDA delivered 2019 & 2020



Month	Adjusted Scheduled Activity (UDA)	
	2019	2020
April	0	0
May	0	0
June	0	3
July	0	
August	0	
September	0	
October	0	
November	0	
December	0	
January	0	
February	0	
March	0	
April	0	
May	0	
June	0	

QUALITY

	Quantity	Base Number	Contract	AT	Region	England
% of FP17s for the same patient ID Re-attending within 3 months - Children	0	0	N/A	10.2%	11.9%	11.4%
% of FP17s for the same patient ID Re-attending within 3 months - Adults	0	1	0.0%	15.5%	17.2%	15.4%
% of FP17s for the same patient ID Re-attending between 3 & 9 months - Children	0	0	N/A	50.1%	49.8%	59.8%
% of FP17s for the same patient ID Re-attending between 3 & 9 months - Adults	0	1	0.0%	39.4%	39.5%	52.1%
% of FP17s for Band 1 Urgent Courses	0	1	0.0%	10.5%	11.2%	9.2%
% of FP17s Relating to Free Repair or Replacements	0	1	0.0%	0.6%	0.5%	0.7%
% of FP17s Relating to Continuations	0	1	0.0%	0.8%	0.7%	0.8%
% of Patients satisfied with the dentistry they have received	0	0	N/A	91.0%	90.6%	93.4%
% of Patients satisfied with the time they had to wait for an appointment	0	0	N/A	87.1%	83.8%	87.6%

* This is based on patients treated on this contract for their most recent course of treatment. Figures in italics indicate the base number of FP17s or Patient Questionnaire responses are less than 100. N/A is shown where the base number of responses is less than 10 during the period. % is calculated as Quantity/Base number*100

Q63 - Vital Signs At a Glance Contract Report for 101156/0000 - June 2019


Name or company name	SHAMILA LIMITED
Contract type name	PDS Contract
Purpose of contract	General
Contract start date	01/04/2019
Contract end date	31/03/2023

19/20 Contracted general activity (UDA)	4,071
Carry forward general activity (UDA)	0
19/20 Contracted orthodontic activity (UOA)	0
Carry forward orthodontic activity (UOA)	0
Baseline contract value	£491,695.38

ACCESS*

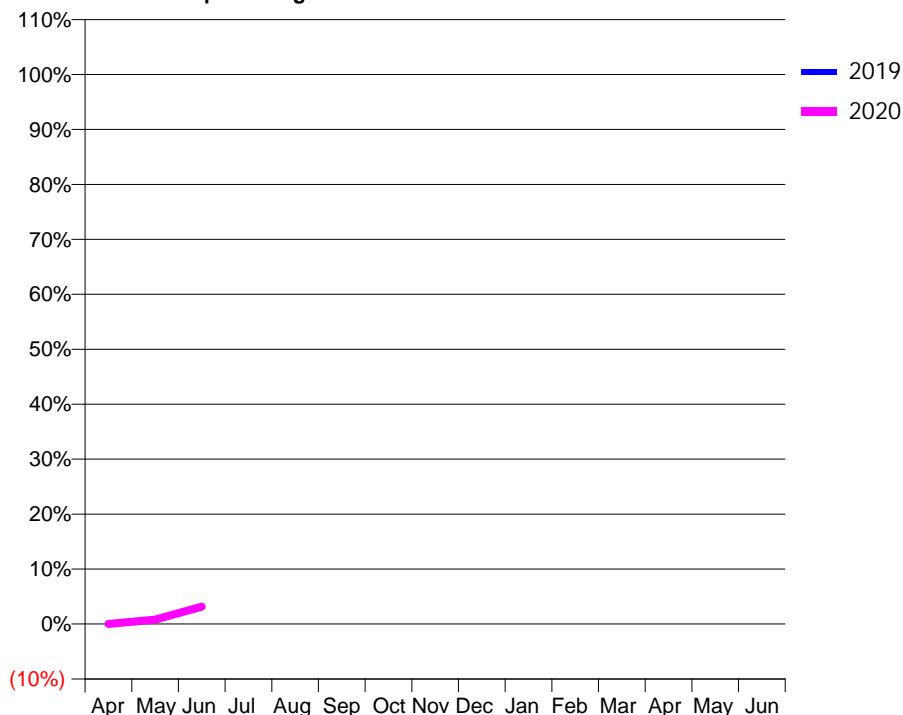
Patients seen in 24 months	Total	Change since previous quarter
Quarter ending June 2018	0	
Quarter ending September 2018	0	
Quarter ending December 2018	0	
Quarter ending March 2019	0	
Quarter ending June 2019	10	↑
Variance since June 2018	N/A	

Access trend analysis



ACTIVITY

Cumulative percentage of contracted UDA delivered 2019 & 2020



Month	Adjusted Scheduled Activity (UDA)	
	2019	2020
April	0	0
May	0	33
June	0	129
July	0	
August	0	
September	0	
October	0	
November	0	
December	0	
January	0	
February	0	
March	0	
April	0	
May	0	
June	0	

QUALITY

	Quantity	Base Number	Contract	AT	Region	England
% of FP17s for the same patient ID Re-attending within 3 months - Children	0	1	0.0%	10.2%	11.9%	11.4%
% of FP17s for the same patient ID Re-attending within 3 months - Adults	0	46	0.0%	15.5%	17.2%	15.4%
% of FP17s for the same patient ID Re-attending between 3 & 9 months - Children	0	1	0.0%	50.1%	49.8%	59.8%
% of FP17s for the same patient ID Re-attending between 3 & 9 months - Adults	0	46	0.0%	39.4%	39.5%	52.1%
% of FP17s for Band 1 Urgent Courses	0	47	0.0%	10.5%	11.2%	9.2%
% of FP17s Relating to Free Repair or Replacements	0	47	0.0%	0.6%	0.5%	0.7%
% of FP17s Relating to Continuations	0	47	0.0%	0.8%	0.7%	0.8%
% of Patients satisfied with the dentistry they have received	0	0	N/A	91.0%	90.6%	93.4%
% of Patients satisfied with the time they had to wait for an appointment	0	0	N/A	87.1%	83.8%	87.6%

* This is based on patients treated on this contract for their most recent course of treatment. Figures in italics indicate the base number of FP17s or Patient Questionnaire responses are less than 100. N/A is shown where the base number of responses is less than 10 during the period. % is calculated as Quantity/Base number*100

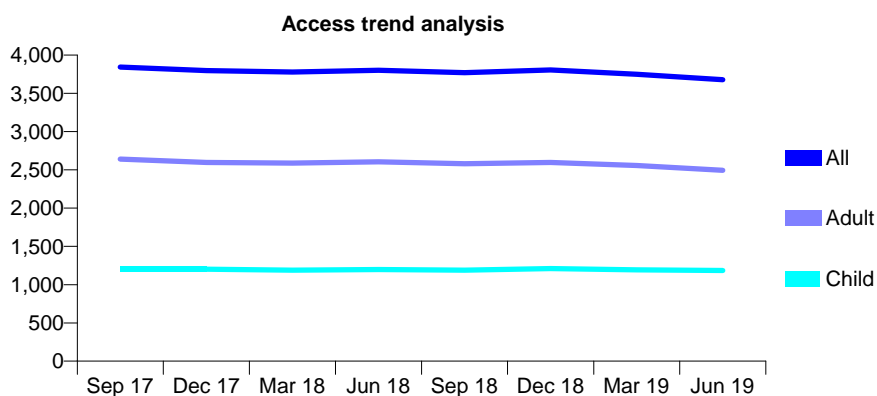
Q63 - Vital Signs At a Glance Contract Report for 101281/0107 - June 2019

Name or company name	OASIS DENTAL CARE LTD
Contract type name	GDS Contract
Purpose of contract	General
Contract start date	01/04/2006
Contract end date	

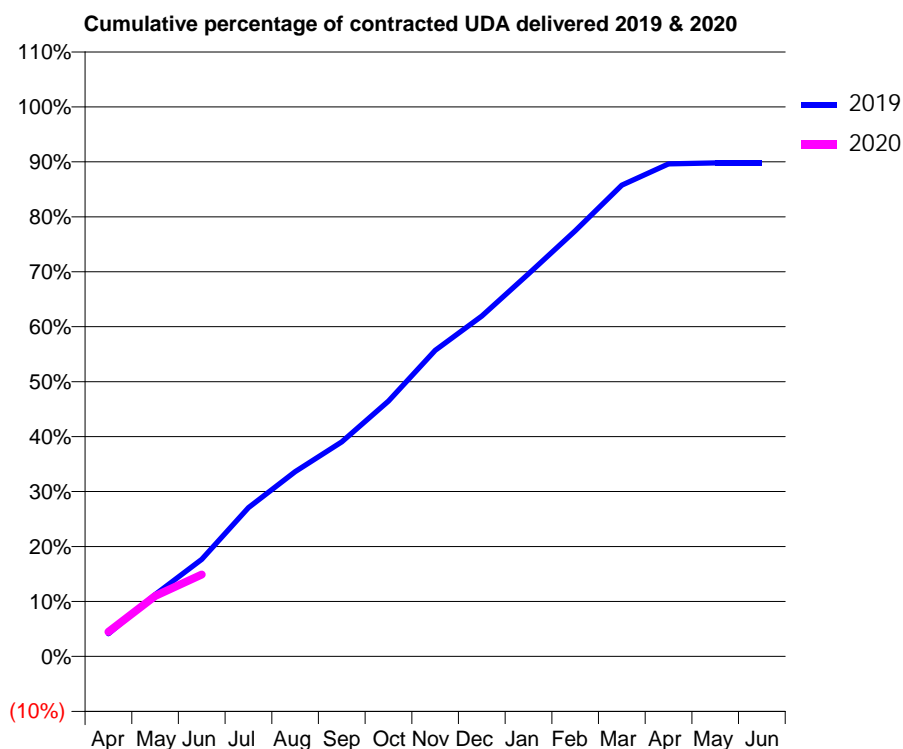
19/20 Contracted general activity (UDA)	9,000
Carry forward general activity (UDA)	0
19/20 Contracted orthodontic activity (UOA)	0
Carry forward orthodontic activity (UOA)	0
Baseline contract value	£237,007.16

ACCESS*

Patients seen in 24 months	Total	Change since previous quarter
Quarter ending June 2018	3,803	
Quarter ending September 2018	3,770	→
Quarter ending December 2018	3,806	→
Quarter ending March 2019	3,749	↓
Quarter ending June 2019	3,679	↓
Variance since June 2018	(3.3%)	↓



ACTIVITY



Month	Adjusted Scheduled Activity (UDA)	
	2019	2020
April	372	403
May	1,014	989
June	1,591	1,341
July	2,437	
August	3,027	
September	3,513	
October	4,181	
November	5,013	
December	5,572	
January	6,266	
February	6,970	
March	7,716	
April	8,067	
May	8,082	
June	8,082	

QUALITY

	Quantity	Base Number	Contract	AT	Region	England
% of FP17s for the same patient ID Re-attending within 3 months - Children	13	357	3.6%	10.2%	11.9%	11.4%
% of FP17s for the same patient ID Re-attending within 3 months - Adults	59	563	10.5%	15.5%	17.2%	15.4%
% of FP17s for the same patient ID Re-attending between 3 & 9 months - Children	224	357	62.7%	50.1%	49.8%	59.8%
% of FP17s for the same patient ID Re-attending between 3 & 9 months - Adults	281	563	49.9%	39.4%	39.5%	52.1%
% of FP17s for Band 1 Urgent Courses	62	769	8.1%	10.5%	11.2%	9.2%
% of FP17s Relating to Free Repair or Replacements	4	769	0.5%	0.6%	0.5%	0.7%
% of FP17s Relating to Continuations	2	769	0.3%	0.8%	0.7%	0.8%
% of Patients satisfied with the dentistry they have received	0	0	N/A	91.0%	90.6%	93.4%
% of Patients satisfied with the time they had to wait for an appointment	0	0	N/A	87.1%	83.8%	87.6%

* This is based on patients treated on this contract for their most recent course of treatment. Figures in italics indicate the base number of FP17s or Patient Questionnaire responses are less than 100. N/A is shown where the base number of responses is less than 10 during the period. % is calculated as Quantity/Base number*100

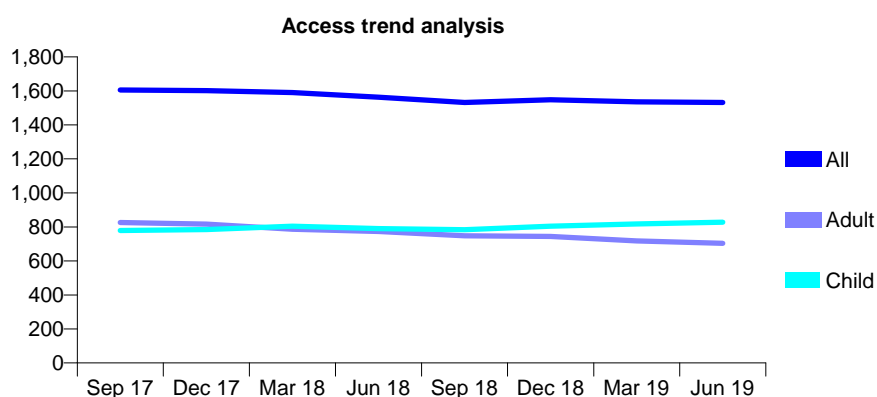
Q63 - Vital Signs At a Glance Contract Report for 101281/0142 - June 2019

Name or company name	OASIS DENTAL CARE LTD
Contract type name	GDS Contract
Purpose of contract	General
Contract start date	01/04/2006
Contract end date	

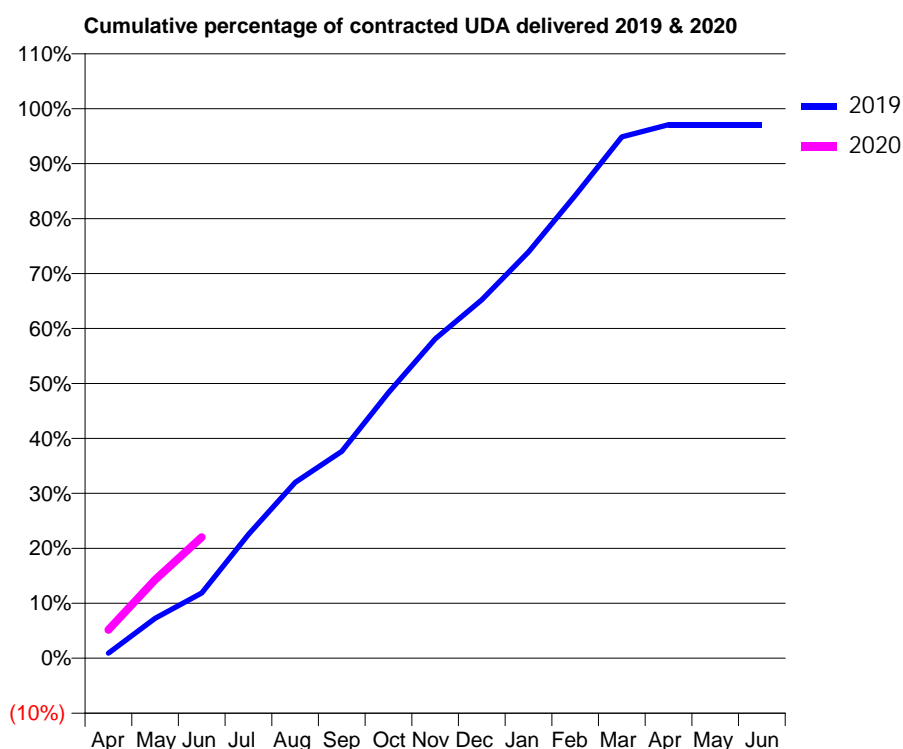
19/20 Contracted general activity (UDA)	2,919
Carry forward general activity (UDA)	0
19/20 Contracted orthodontic activity (UOA)	0
Carry forward orthodontic activity (UOA)	0
Baseline contract value	£77,737.93

ACCESS*

Patients seen in 24 months	Total	Change since previous quarter
Quarter ending June 2018	1,563	
Quarter ending September 2018	1,532	↓
Quarter ending December 2018	1,548	→
Quarter ending March 2019	1,535	→
Quarter ending June 2019	1,532	→
Variance since June 2018	(2.0%)	↓



ACTIVITY



Month	2019	2020
April	27	151
May	212	417
June	347	643
July	658	
August	934	
September	1,099	
October	1,411	
November	1,696	
December	1,904	
January	2,158	
February	2,458	
March	2,769	
April	2,834	
May	2,834	
June	2,834	

QUALITY

	Quantity	Base Number	Contract	AT	Region	England
% of FP17s for the same patient ID Re-attending within 3 months - Children	22	261	8.4%	10.2%	11.9%	11.4%
% of FP17s for the same patient ID Re-attending within 3 months - Adults	25	161	15.5%	15.5%	17.2%	15.4%
% of FP17s for the same patient ID Re-attending between 3 & 9 months - Children	152	261	58.2%	50.1%	49.8%	59.8%
% of FP17s for the same patient ID Re-attending between 3 & 9 months - Adults	88	161	54.7%	39.4%	39.5%	52.1%
% of FP17s for Band 1 Urgent Courses	11	376	2.9%	10.5%	11.2%	9.2%
% of FP17s Relating to Free Repair or Replacements	2	376	0.5%	0.6%	0.5%	0.7%
% of FP17s Relating to Continuations	10	376	2.7%	0.8%	0.7%	0.8%
% of Patients satisfied with the dentistry they have received	1	1	N/A	91.0%	90.6%	93.4%
% of Patients satisfied with the time they had to wait for an appointment	1	1	N/A	87.1%	83.8%	87.6%

* This is based on patients treated on this contract for their most recent course of treatment. Figures in italics indicate the base number of FP17s or Patient Questionnaire responses are less than 100. N/A is shown where the base number of responses is less than 10 during the period. % is calculated as Quantity/Base number*100

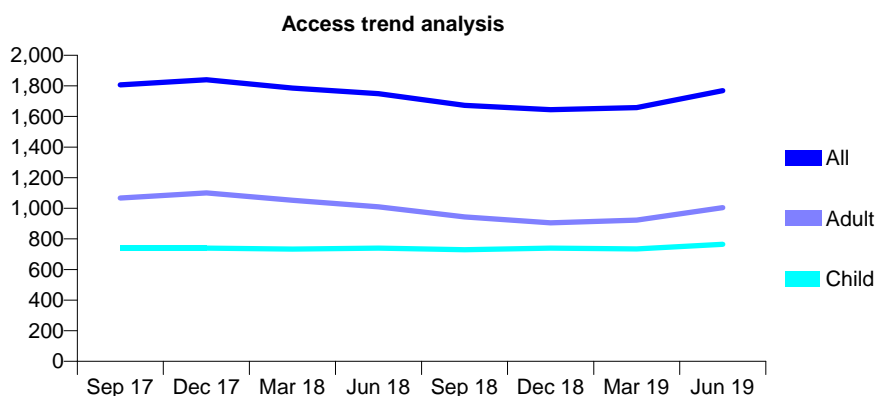
Q63 - Vital Signs At a Glance Contract Report for 101281/0148 - June 2019

Name or company name	OASIS DENTAL CARE LTD
Contract type name	GDS Contract
Purpose of contract	General
Contract start date	01/04/2006
Contract end date	

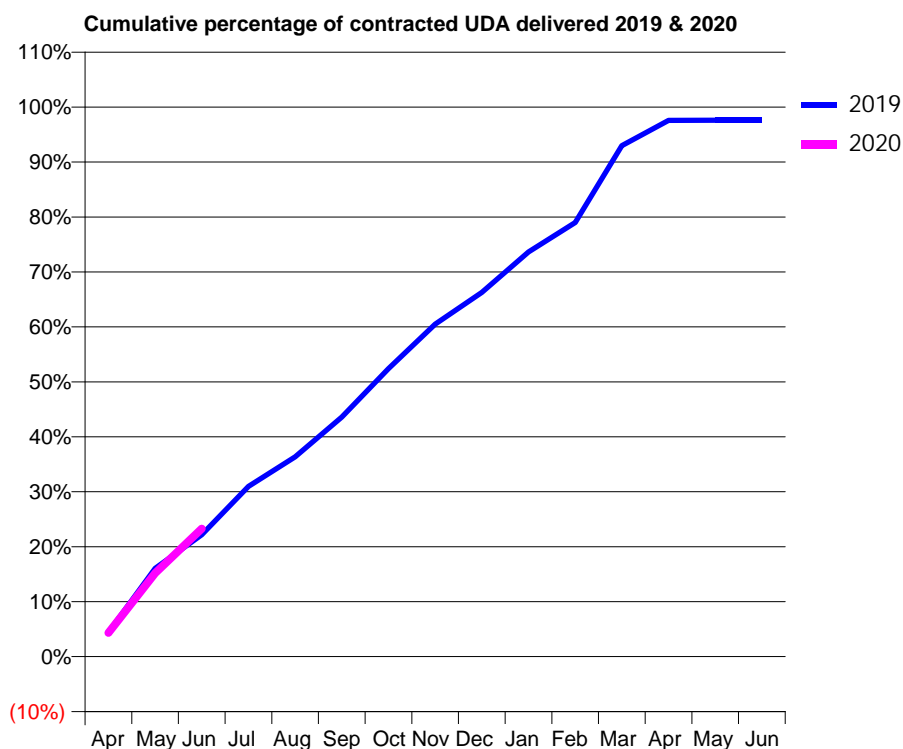
19/20 Contracted general activity (UDA)	4,000
Carry forward general activity (UDA)	0
19/20 Contracted orthodontic activity (UOA)	0
Carry forward orthodontic activity (UOA)	0
Baseline contract value	£107,888.25

ACCESS*

Patients seen in 24 months	Total	Change since previous quarter
Quarter ending June 2018	1,749	
Quarter ending September 2018	1,673	↓
Quarter ending December 2018	1,644	↓
Quarter ending March 2019	1,658	→
Quarter ending June 2019	1,769	↑
Variance since June 2018	1.1%	→



ACTIVITY



Month	Adjusted Scheduled Activity (UDA)	
	2019	2020
April	178	173
May	643	607
June	887	931
July	1,239	
August	1,455	
September	1,743	
October	2,096	
November	2,421	
December	2,650	
January	2,945	
February	3,160	
March	3,719	
April	3,903	
May	3,904	
June	3,905	

QUALITY

	Quantity	Base Number	Contract	AT	Region	England
% of FP17s for the same patient ID Re-attending within 3 months - Children	27	282	9.6%	10.2%	11.9%	11.4%
% of FP17s for the same patient ID Re-attending within 3 months - Adults	29	287	10.1%	15.5%	17.2%	15.4%
% of FP17s for the same patient ID Re-attending between 3 & 9 months - Children	149	282	52.8%	50.1%	49.8%	59.8%
% of FP17s for the same patient ID Re-attending between 3 & 9 months - Adults	104	287	36.2%	39.4%	39.5%	52.1%
% of FP17s for Band 1 Urgent Courses	27	482	5.6%	10.5%	11.2%	9.2%
% of FP17s Relating to Free Repair or Replacements	1	482	0.2%	0.6%	0.5%	0.7%
% of FP17s Relating to Continuations	1	482	0.2%	0.8%	0.7%	0.8%
% of Patients satisfied with the dentistry they have received	0	0	N/A	91.0%	90.6%	93.4%
% of Patients satisfied with the time they had to wait for an appointment	0	0	N/A	87.1%	83.8%	87.6%

* This is based on patients treated on this contract for their most recent course of treatment. Figures in italics indicate the base number of FP17s or Patient Questionnaire responses are less than 100. N/A is shown where the base number of responses is less than 10 during the period. % is calculated as Quantity/Base number*100

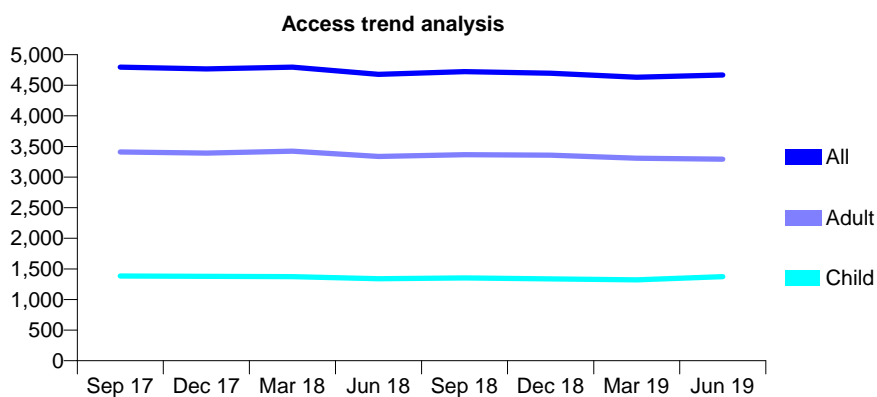
Q63 - Vital Signs At a Glance Contract Report for 101338/0042 - June 2019

Name or company name	Whitecross Dental Care Limited
Contract type name	GDS Contract
Purpose of contract	General
Contract start date	01/04/2006
Contract end date	

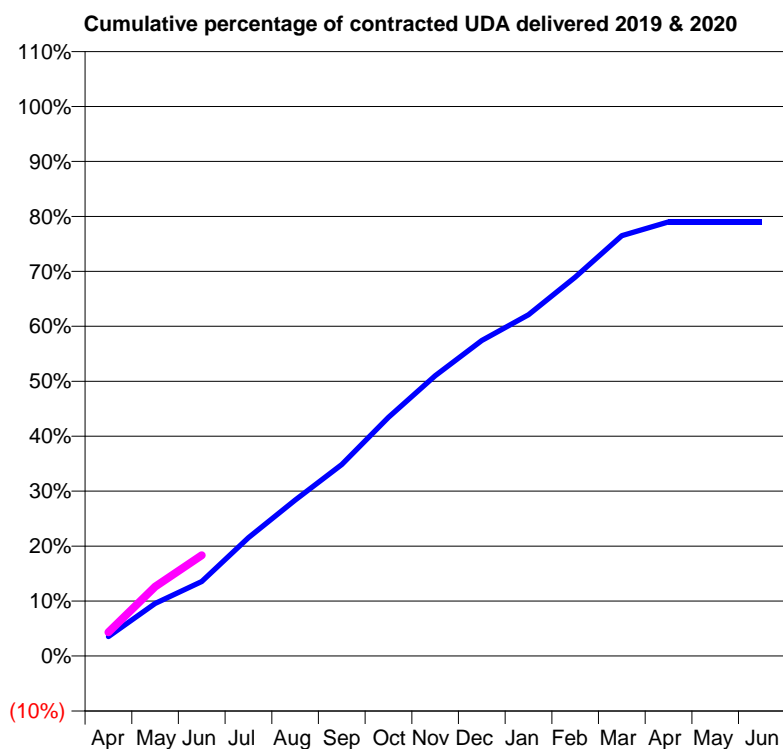
19/20 Contracted general activity (UDA)	16,283
Carry forward general activity (UDA)	0
19/20 Contracted orthodontic activity (UOA)	0
Carry forward orthodontic activity (UOA)	0
Baseline contract value	£574,644.88

ACCESS*

Patients seen in 24 months	Total	Change since previous quarter
Quarter ending June 2018	4,678	
Quarter ending September 2018	4,722	→
Quarter ending December 2018	4,695	→
Quarter ending March 2019	4,631	↓
Quarter ending June 2019	4,667	→
Variance since June 2018	(0.2%)	→



ACTIVITY



Month	Adjusted Scheduled Activity (UDA)	
	2019	2020
April	614	706
May	1,655	2,055
June	2,341	2,987
July	3,722	
August	4,907	
September	6,023	
October	7,506	
November	8,813	
December	9,923	
January	10,734	
February	11,918	
March	13,220	
April	13,654	
May	13,656	
June	13,656	

QUALITY

	Quantity	Base Number	Contract	AT	Region	England
% of FP17s for the same patient ID Re-attending within 3 months - Children	31	365	8.5%	10.2%	11.9%	11.4%
% of FP17s for the same patient ID Re-attending within 3 months - Adults	151	808	18.7%	15.5%	17.2%	15.4%
% of FP17s for the same patient ID Re-attending between 3 & 9 months - Children	132	365	36.2%	50.1%	49.8%	59.8%
% of FP17s for the same patient ID Re-attending between 3 & 9 months - Adults	233	808	28.8%	39.4%	39.5%	52.1%
% of FP17s for Band 1 Urgent Courses	141	1,059	13.3%	10.5%	11.2%	9.2%
% of FP17s Relating to Free Repair or Replacements	20	1,059	1.9%	0.6%	0.5%	0.7%
% of FP17s Relating to Continuations	18	1,059	1.7%	0.8%	0.7%	0.8%
% of Patients satisfied with the dentistry they have received	2	3	N/A	91.0%	90.6%	93.4%
% of Patients satisfied with the time they had to wait for an appointment	3	3	N/A	87.1%	83.8%	87.6%

* This is based on patients treated on this contract for their most recent course of treatment. Figures in italics indicate the base number of FP17s or Patient Questionnaire responses are less than 100. N/A is shown where the base number of responses is less than 10 during the period. % is calculated as Quantity/Base number*100

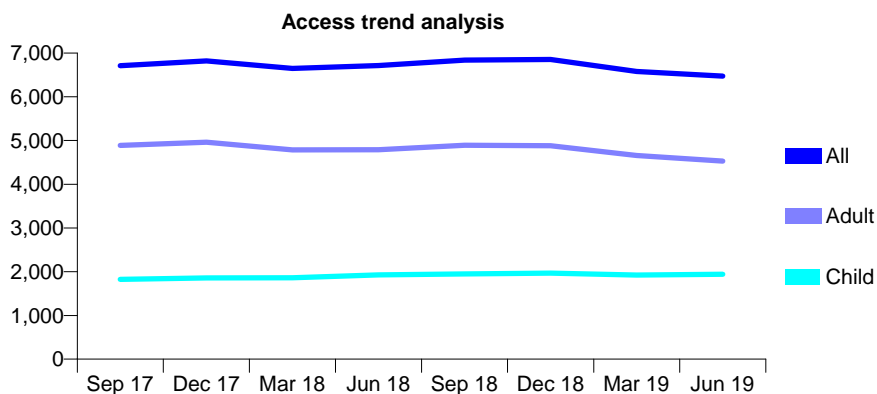
Q63 - Vital Signs At a Glance Contract Report for 101362/0030 - June 2019

Name or company name	Rodericks Dental Limited
Contract type name	GDS Contract
Purpose of contract	General
Contract start date	30/04/2010
Contract end date	

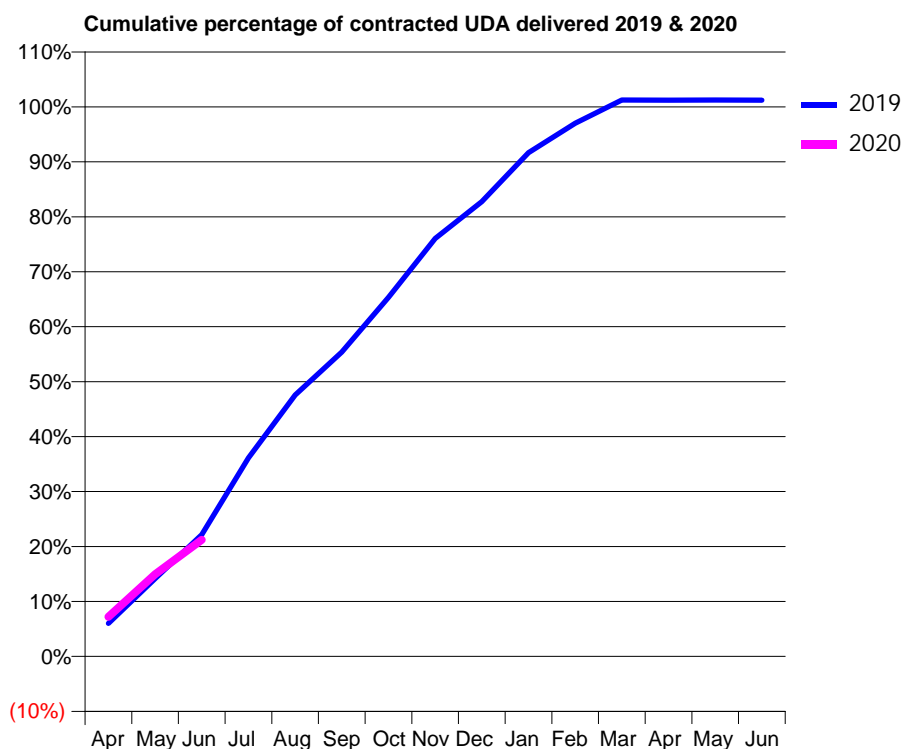
19/20 Contracted general activity (UDA)	16,500
Carry forward general activity (UDA)	0
19/20 Contracted orthodontic activity (UOA)	0
Carry forward orthodontic activity (UOA)	0
Baseline contract value	£450,975.76

ACCESS*

Patients seen in 24 months	Total	Change since previous quarter
Quarter ending June 2018	6,716	
Quarter ending September 2018	6,841	→
Quarter ending December 2018	6,852	→
Quarter ending March 2019	6,578	↓
Quarter ending June 2019	6,474	↓
Variance since June 2018	(3.6%)	↓



ACTIVITY



Adjusted Scheduled Activity (UDA)		
Month	2019	2020
April	992	1,190
May	2,335	2,470
June	3,655	3,501
July	5,958	
August	7,849	
September	9,137	
October	10,780	
November	12,547	
December	13,655	
January	15,126	
February	16,005	
March	16,704	
April	16,699	
May	16,705	
June	16,701	

QUALITY

	Quantity	Base Number	Contract	AT	Region	England
% of FP17s for the same patient ID Re-attending within 3 months - Children	42	642	6.5%	10.2%	11.9%	11.4%
% of FP17s for the same patient ID Re-attending within 3 months - Adults	149	1,144	13.0%	15.5%	17.2%	15.4%
% of FP17s for the same patient ID Re-attending between 3 & 9 months - Children	380	642	59.2%	50.1%	49.8%	59.8%
% of FP17s for the same patient ID Re-attending between 3 & 9 months - Adults	604	1,144	52.8%	39.4%	39.5%	52.1%
% of FP17s for Band 1 Urgent Courses	207	1,779	11.6%	10.5%	11.2%	9.2%
% of FP17s Relating to Free Repair or Replacements	18	1,779	1.0%	0.6%	0.5%	0.7%
% of FP17s Relating to Continuations	2	1,779	0.1%	0.8%	0.7%	0.8%
% of Patients satisfied with the dentistry they have received	1	2	N/A	91.0%	90.6%	93.4%
% of Patients satisfied with the time they had to wait for an appointment	1	2	N/A	87.1%	83.8%	87.6%

* This is based on patients treated on this contract for their most recent course of treatment. Figures in italics indicate the base number of FP17s or Patient Questionnaire responses are less than 100. N/A is shown where the base number of responses is less than 10 during the period. % is calculated as Quantity/Base number*100

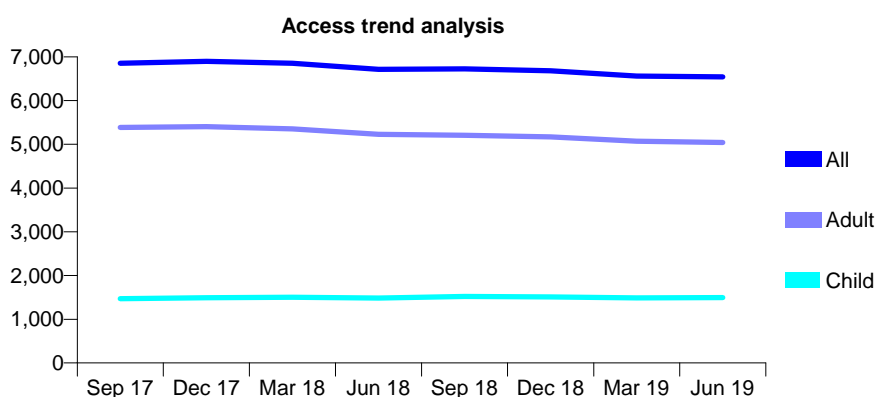
Q63 - Vital Signs At a Glance Contract Report for 101370/0062 - June 2019

Name or company name	Petrie Tucker & Partners Ltd
Contract type name	GDS Contract
Purpose of contract	General
Contract start date	01/04/2006
Contract end date	

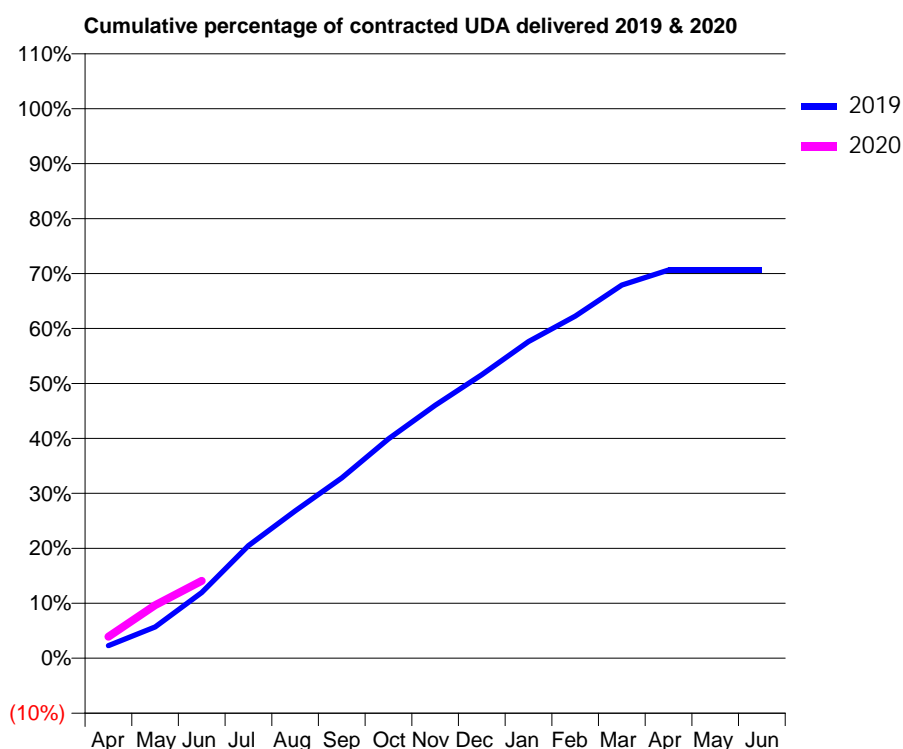
19/20 Contracted general activity (UDA)	21,013
Carry forward general activity (UDA)	0
19/20 Contracted orthodontic activity (UOA)	0
Carry forward orthodontic activity (UOA)	0
Baseline contract value	£600,567.98

ACCESS*

Patients seen in 24 months	Total	Change since previous quarter
Quarter ending June 2018	6,715	
Quarter ending September 2018	6,726	→
Quarter ending December 2018	6,680	→
Quarter ending March 2019	6,560	↓
Quarter ending June 2019	6,540	→
Variance since June 2018	(2.6%)	↓



ACTIVITY



Month	2019	2020
April	479	826
May	1,198	2,030
June	2,513	2,962
July	4,305	
August	5,634	
September	6,894	
October	8,384	
November	9,672	
December	10,845	
January	12,109	
February	13,084	
March	14,271	
April	14,840	
May	14,839	
June	14,842	

QUALITY

	Quantity	Base Number	Contract	AT	Region	England
% of FP17s for the same patient ID Re-attending within 3 months - Children	23	504	4.6%	10.2%	11.9%	11.4%
% of FP17s for the same patient ID Re-attending within 3 months - Adults	136	1,247	10.9%	15.5%	17.2%	15.4%
% of FP17s for the same patient ID Re-attending between 3 & 9 months - Children	266	504	52.8%	50.1%	49.8%	59.8%
% of FP17s for the same patient ID Re-attending between 3 & 9 months - Adults	529	1,247	42.4%	39.4%	39.5%	52.1%
% of FP17s for Band 1 Urgent Courses	117	1,484	7.9%	10.5%	11.2%	9.2%
% of FP17s Relating to Free Repair or Replacements	6	1,484	0.4%	0.6%	0.5%	0.7%
% of FP17s Relating to Continuations	14	1,484	0.9%	0.8%	0.7%	0.8%
% of Patients satisfied with the dentistry they have received	4	4	N/A	91.0%	90.6%	93.4%
% of Patients satisfied with the time they had to wait for an appointment	4	4	N/A	87.1%	83.8%	87.6%

* This is based on patients treated on this contract for their most recent course of treatment.

Figures in italics indicate the base number of FP17s or Patient Questionnaire responses are less than 100. N/A is shown where the base number of responses is less than 10 during the period. % is calculated as Quantity/Base number*100

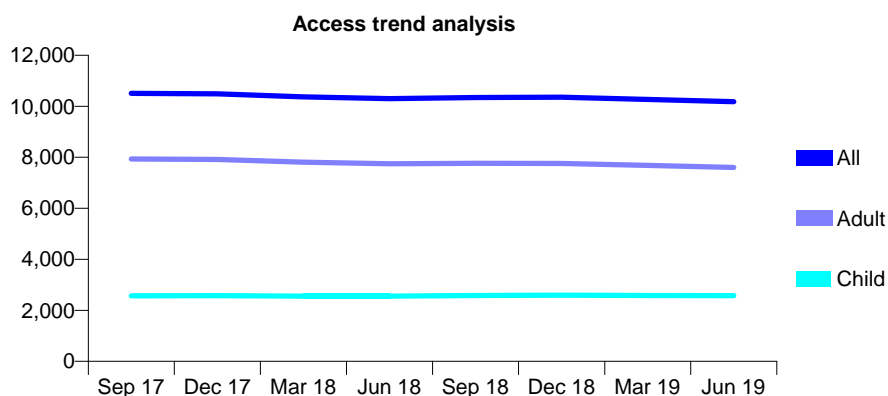
Q63 - Vital Signs At a Glance Contract Report for 101370/0067 - June 2019

Name or company name	Petrie Tucker & Partners Ltd
Contract type name	GDS Contract
Purpose of contract	General
Contract start date	01/04/2006
Contract end date	

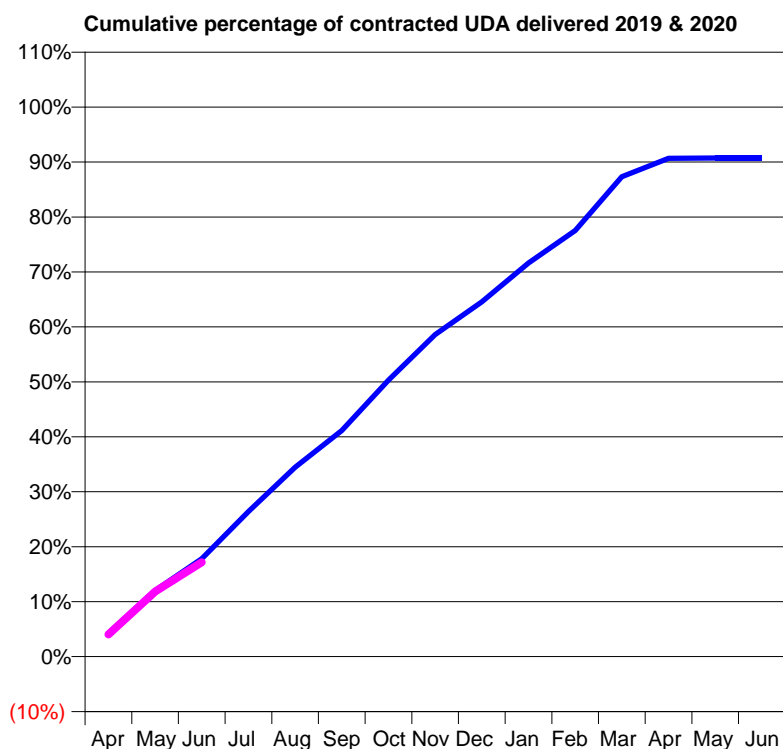
19/20 Contracted general activity (UDA)	33,732
Carry forward general activity (UDA)	0
19/20 Contracted orthodontic activity (UOA)	0
Carry forward orthodontic activity (UOA)	0
Baseline contract value	£966,167.28

ACCESS*

Patients seen in 24 months	Total	Change since previous quarter
Quarter ending June 2018	10,297	
Quarter ending September 2018	10,344	→
Quarter ending December 2018	10,356	→
Quarter ending March 2019	10,266	→
Quarter ending June 2019	10,176	→
Variance since June 2018	(1.2%)	↓



ACTIVITY



Month	Adjusted Scheduled Activity (UDA)	
	2019	2020
April	1,607	1,362
May	4,550	3,996
June	6,715	5,792
July	9,965	
August	13,006	
September	15,520	
October	18,990	
November	22,120	
December	24,353	
January	27,022	
February	29,262	
March	32,949	
April	34,212	
May	34,232	
June	34,232	

QUALITY

	Quantity	Base Number	Contract	AT	Region	England
% of FP17s for the same patient ID Re-attending within 3 months - Children	62	766	8.1%	10.2%	11.9%	11.4%
% of FP17s for the same patient ID Re-attending within 3 months - Adults	315	1,807	17.4%	15.5%	17.2%	15.4%
% of FP17s for the same patient ID Re-attending between 3 & 9 months - Children	377	766	49.2%	50.1%	49.8%	59.8%
% of FP17s for the same patient ID Re-attending between 3 & 9 months - Adults	667	1,807	36.9%	39.4%	39.5%	52.1%
% of FP17s for Band 1 Urgent Courses	230	2,181	10.5%	10.5%	11.2%	9.2%
% of FP17s Relating to Free Repair or Replacements	16	2,181	0.7%	0.6%	0.5%	0.7%
% of FP17s Relating to Continuations	33	2,181	1.5%	0.8%	0.7%	0.8%
% of Patients satisfied with the dentistry they have received	0	0	N/A	91.0%	90.6%	93.4%
% of Patients satisfied with the time they had to wait for an appointment	0	0	N/A	87.1%	83.8%	87.6%

* This is based on patients treated on this contract for their most recent course of treatment. Figures in italics indicate the base number of FP17s or Patient Questionnaire responses are less than 100. N/A is shown where the base number of responses is less than 10 during the period. % is calculated as Quantity/Base number*100

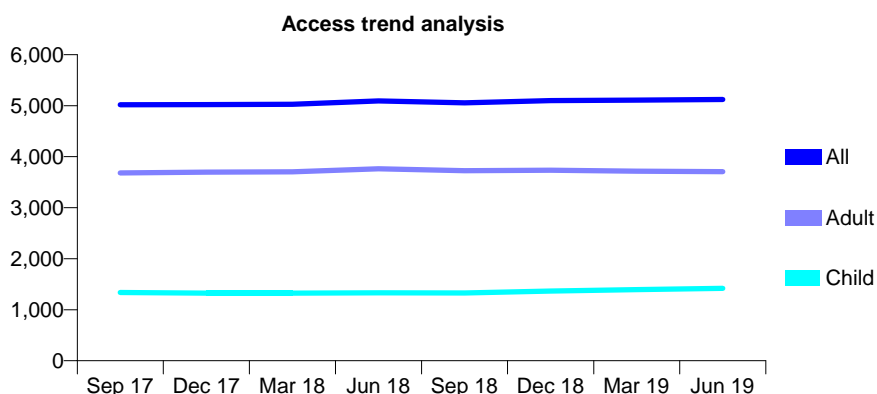
Q63 - Vital Signs At a Glance Contract Report for 101435/0001 - June 2019

Name or company name	IDH Limited
Contract type name	GDS Contract
Purpose of contract	General
Contract start date	01/04/2006
Contract end date	

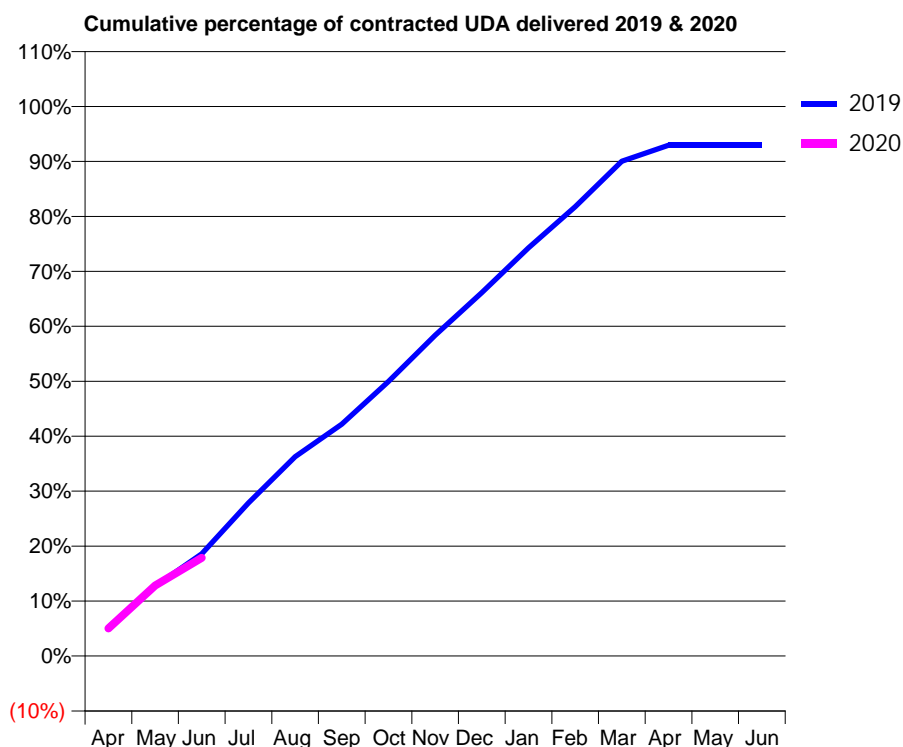
19/20 Contracted general activity (UDA)	13,959
Carry forward general activity (UDA)	0
19/20 Contracted orthodontic activity (UOA)	0
Carry forward orthodontic activity (UOA)	0
Baseline contract value	£372,685.32

ACCESS*

Patients seen in 24 months	Total	Change since previous quarter
Quarter ending June 2018	5,094	
Quarter ending September 2018	5,056	→
Quarter ending December 2018	5,099	→
Quarter ending March 2019	5,110	→
Quarter ending June 2019	5,122	→
Variance since June 2018	0.5%	→



ACTIVITY



Month	Adjusted Scheduled Activity (UDA)	
	2019	2020
April	729	703
May	1,774	1,790
June	2,595	2,494
July	3,890	
August	5,064	
September	5,890	
October	6,974	
November	8,149	
December	9,228	
January	10,368	
February	11,415	
March	12,570	
April	12,976	
May	12,975	
June	12,975	

QUALITY

	Quantity	Base Number	Contract	AT	Region	England
% of FP17s for the same patient ID Re-attending within 3 months - Children	11	376	2.9%	10.2%	11.9%	11.4%
% of FP17s for the same patient ID Re-attending within 3 months - Adults	67	734	9.1%	15.5%	17.2%	15.4%
% of FP17s for the same patient ID Re-attending between 3 & 9 months - Children	183	376	48.7%	50.1%	49.8%	59.8%
% of FP17s for the same patient ID Re-attending between 3 & 9 months - Adults	223	734	30.4%	39.4%	39.5%	52.1%
% of FP17s for Band 1 Urgent Courses	70	978	7.2%	10.5%	11.2%	9.2%
% of FP17s Relating to Free Repair or Replacements	0	978	0.0%	0.6%	0.5%	0.7%
% of FP17s Relating to Continuations	6	978	0.6%	0.8%	0.7%	0.8%
% of Patients satisfied with the dentistry they have received	0	0	N/A	91.0%	90.6%	93.4%
% of Patients satisfied with the time they had to wait for an appointment	0	0	N/A	87.1%	83.8%	87.6%

* This is based on patients treated on this contract for their most recent course of treatment. Figures in italics indicate the base number of FP17s or Patient Questionnaire responses are less than 100. N/A is shown where the base number of responses is less than 10 during the period. % is calculated as Quantity/Base number*100

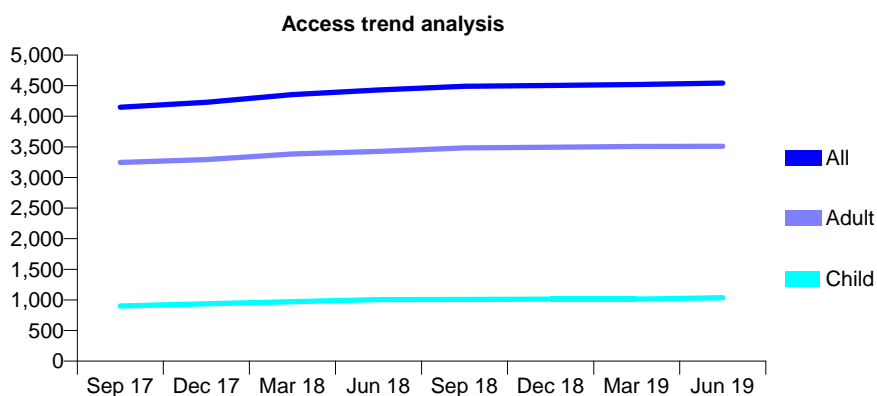
Q63 - Vital Signs At a Glance Contract Report for 101435/0026 - June 2019

Name or company name	IDH Limited
Contract type name	GDS Contract
Purpose of contract	General
Contract start date	01/04/2006
Contract end date	

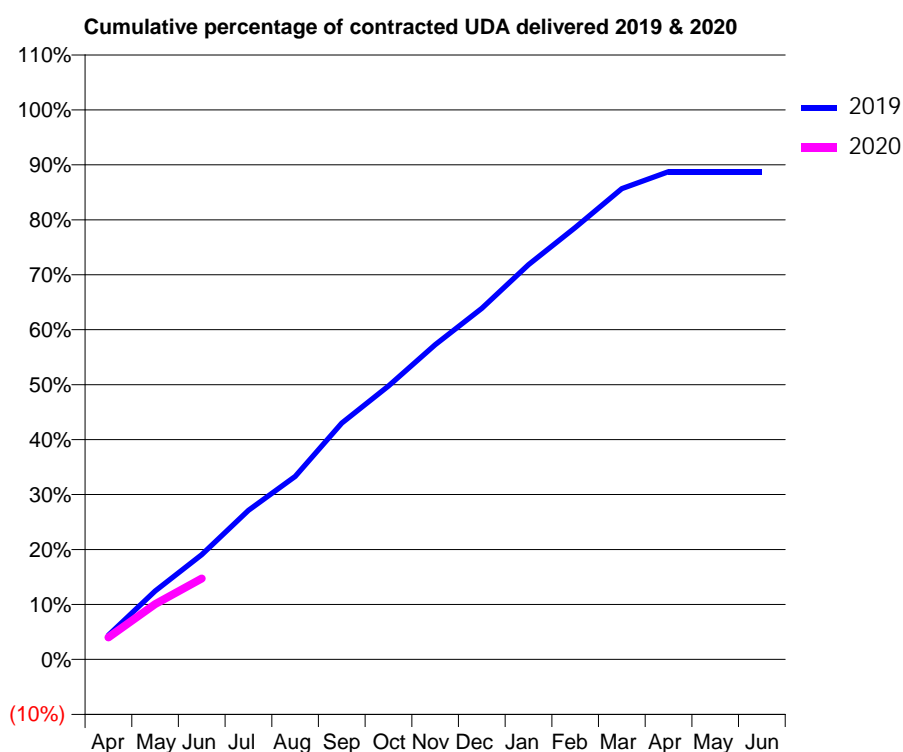
19/20 Contracted general activity (UDA)	14,614
Carry forward general activity (UDA)	0
19/20 Contracted orthodontic activity (UOA)	0
Carry forward orthodontic activity (UOA)	0
Baseline contract value	£367,231.32

ACCESS*

Patients seen in 24 months	Total	Change since previous quarter
Quarter ending June 2018	4,431	
Quarter ending September 2018	4,489	→
Quarter ending December 2018	4,505	→
Quarter ending March 2019	4,520	→
Quarter ending June 2019	4,544	→
Variance since June 2018	2.6%	↑



ACTIVITY



Month	2019	2020
April	643	586
May	1,822	1,471
June	2,785	2,150
July	3,963	
August	4,869	
September	6,283	
October	7,271	
November	8,366	
December	9,335	
January	10,499	
February	11,484	
March	12,521	
April	12,971	
May	12,971	
June	12,972	

QUALITY

	Quantity	Base Number	Contract	AT	Region	England
% of FP17s for the same patient ID Re-attending within 3 months - Children	16	326	4.9%	10.2%	11.9%	11.4%
% of FP17s for the same patient ID Re-attending within 3 months - Adults	127	1,022	12.4%	15.5%	17.2%	15.4%
% of FP17s for the same patient ID Re-attending between 3 & 9 months - Children	161	326	49.4%	50.1%	49.8%	59.8%
% of FP17s for the same patient ID Re-attending between 3 & 9 months - Adults	524	1,022	51.3%	39.4%	39.5%	52.1%
% of FP17s for Band 1 Urgent Courses	80	1,131	7.1%	10.5%	11.2%	9.2%
% of FP17s Relating to Free Repair or Replacements	8	1,131	0.7%	0.6%	0.5%	0.7%
% of FP17s Relating to Continuations	20	1,131	1.8%	0.8%	0.7%	0.8%
% of Patients satisfied with the dentistry they have received	3	3	N/A	91.0%	90.6%	93.4%
% of Patients satisfied with the time they had to wait for an appointment	3	3	N/A	87.1%	83.8%	87.6%

* This is based on patients treated on this contract for their most recent course of treatment. Figures in italics indicate the base number of FP17s or Patient Questionnaire responses are less than 100. N/A is shown where the base number of responses is less than 10 during the period. % is calculated as Quantity/Base number*100

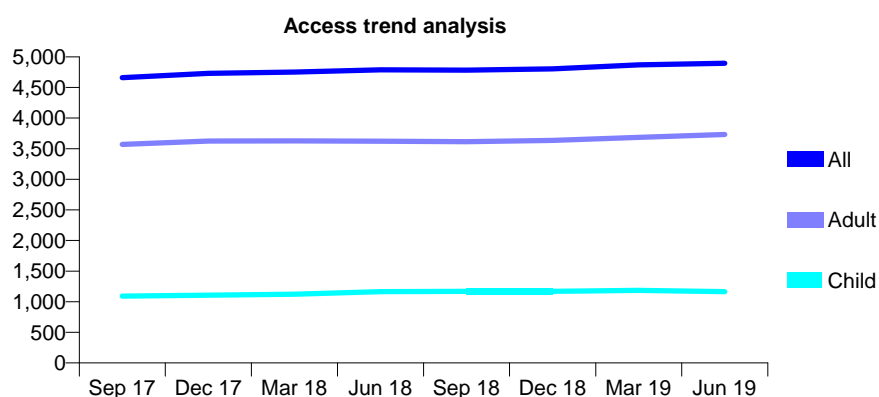
Q63 - Vital Signs At a Glance Contract Report for 101435/0030 - June 2019

Name or company name	IDH Limited
Contract type name	GDS Contract
Purpose of contract	General
Contract start date	01/04/2006
Contract end date	

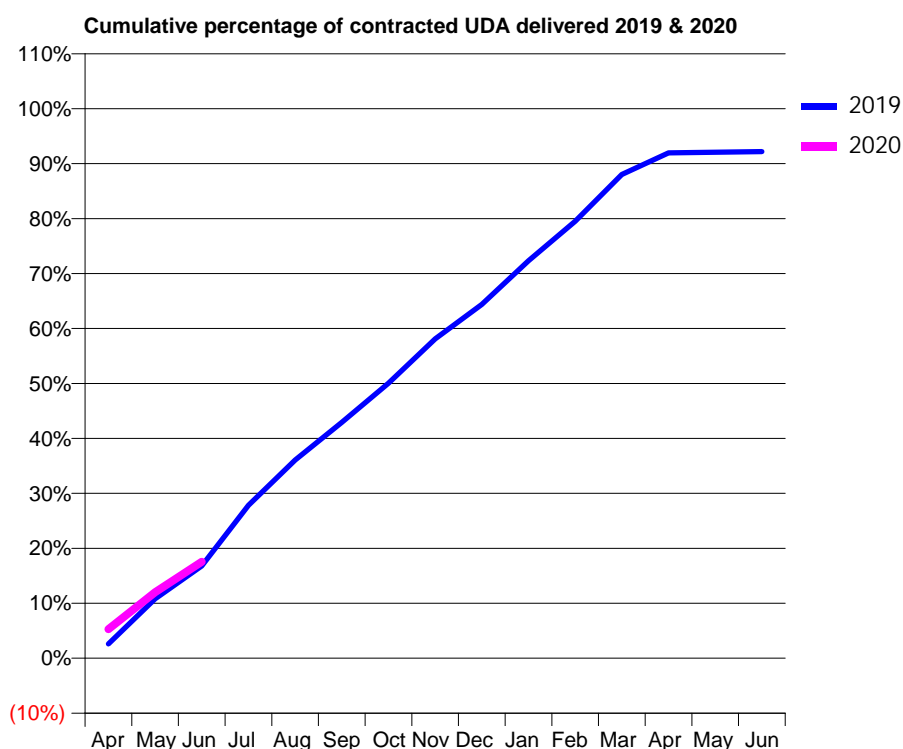
19/20 Contracted general activity (UDA)	15,000
Carry forward general activity (UDA)	0
19/20 Contracted orthodontic activity (UOA)	0
Carry forward orthodontic activity (UOA)	0
Baseline contract value	£410,525.11

ACCESS*

Patients seen in 24 months	Total	Change since previous quarter
Quarter ending June 2018	4,787	
Quarter ending September 2018	4,784	→
Quarter ending December 2018	4,806	→
Quarter ending March 2019	4,871	→
Quarter ending June 2019	4,894	→
Variance since June 2018	2.2%	↑



ACTIVITY



Month	2019	2020
April	390	792
May	1,623	1,802
June	2,518	2,635
July	4,174	
August	5,409	
September	6,437	
October	7,506	
November	8,717	
December	9,656	
January	10,848	
February	11,927	
March	13,204	
April	13,793	
May	13,809	
June	13,826	

QUALITY

	Quantity	Base Number	Contract	AT	Region	England
% of FP17s for the same patient ID Re-attending within 3 months - Children	37	342	10.8%	10.2%	11.9%	11.4%
% of FP17s for the same patient ID Re-attending within 3 months - Adults	118	947	12.5%	15.5%	17.2%	15.4%
% of FP17s for the same patient ID Re-attending between 3 & 9 months - Children	144	342	42.1%	50.1%	49.8%	59.8%
% of FP17s for the same patient ID Re-attending between 3 & 9 months - Adults	375	947	39.6%	39.4%	39.5%	52.1%
% of FP17s for Band 1 Urgent Courses	66	1,068	6.2%	10.5%	11.2%	9.2%
% of FP17s Relating to Free Repair or Replacements	2	1,068	0.2%	0.6%	0.5%	0.7%
% of FP17s Relating to Continuations	22	1,068	2.1%	0.8%	0.7%	0.8%
% of Patients satisfied with the dentistry they have received	1	2	N/A	91.0%	90.6%	93.4%
% of Patients satisfied with the time they had to wait for an appointment	1	2	N/A	87.1%	83.8%	87.6%

* This is based on patients treated on this contract for their most recent course of treatment.

Figures in italics indicate the base number of FP17s or Patient Questionnaire responses are less than 100. N/A is shown where the base number of responses is less than 10 during the period. % is calculated as Quantity/Base number*100

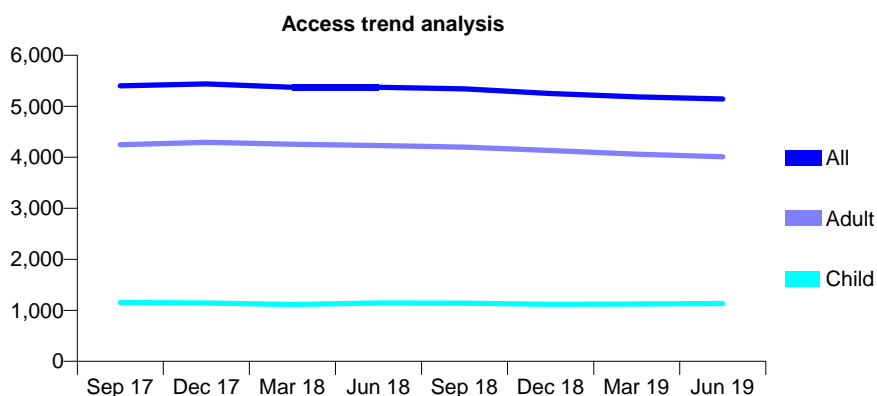
Q63 - Vital Signs At a Glance Contract Report for 101435/0032 - June 2019

Name or company name	IDH Limited
Contract type name	GDS Contract
Purpose of contract	General
Contract start date	01/04/2006
Contract end date	

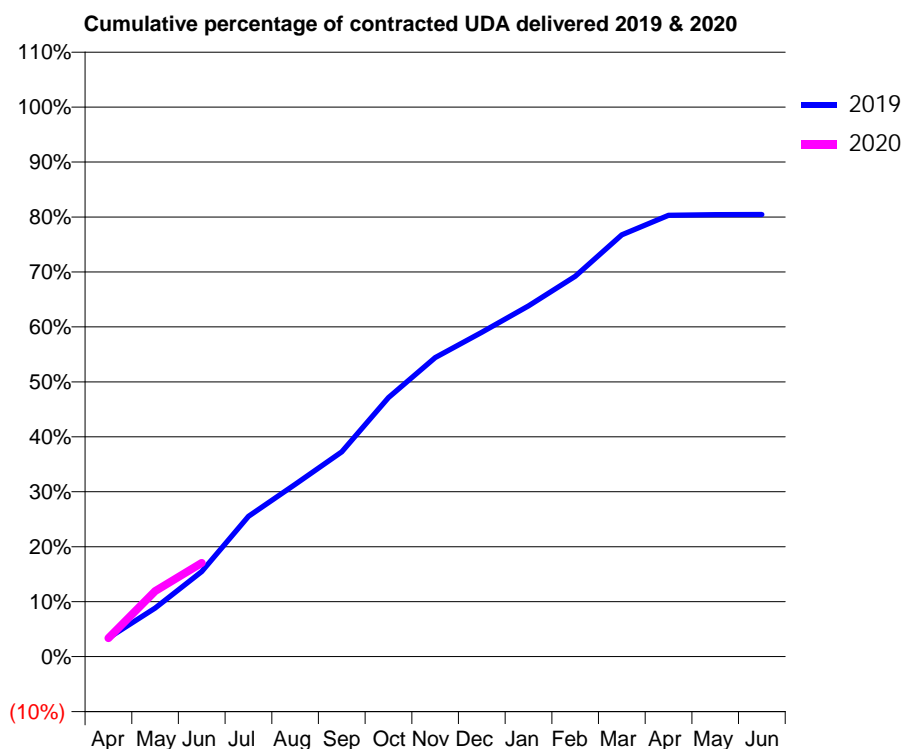
19/20 Contracted general activity (UDA)	19,379
Carry forward general activity (UDA)	0
19/20 Contracted orthodontic activity (UOA)	0
Carry forward orthodontic activity (UOA)	0
Baseline contract value	£567,134.79

ACCESS*

Patients seen in 24 months	Total	Change since previous quarter
Quarter ending June 2018	5,374	
Quarter ending September 2018	5,339	→
Quarter ending December 2018	5,250	↓
Quarter ending March 2019	5,186	↓
Quarter ending June 2019	5,145	→
Variance since June 2018	(4.3%)	↓



ACTIVITY



Month	Adjusted Scheduled Activity (UDA)	
	2019	2020
April	697	653
May	1,800	2,313
June	3,158	3,302
July	5,202	
August	6,385	
September	7,595	
October	9,608	
November	11,089	
December	12,024	
January	13,003	
February	14,108	
March	15,640	
April	16,365	
May	16,385	
June	16,396	

QUALITY

	Quantity	Base Number	Contract	AT	Region	England
% of FP17s for the same patient ID Re-attending within 3 months - Children	25	376	6.6%	10.2%	11.9%	11.4%
% of FP17s for the same patient ID Re-attending within 3 months - Adults	100	903	11.1%	15.5%	17.2%	15.4%
% of FP17s for the same patient ID Re-attending between 3 & 9 months - Children	161	376	42.8%	50.1%	49.8%	59.8%
% of FP17s for the same patient ID Re-attending between 3 & 9 months - Adults	324	903	35.9%	39.4%	39.5%	52.1%
% of FP17s for Band 1 Urgent Courses	92	1,059	8.7%	10.5%	11.2%	9.2%
% of FP17s Relating to Free Repair or Replacements	3	1,059	0.3%	0.6%	0.5%	0.7%
% of FP17s Relating to Continuations	18	1,059	1.7%	0.8%	0.7%	0.8%
% of Patients satisfied with the dentistry they have received	2	4	N/A	91.0%	90.6%	93.4%
% of Patients satisfied with the time they had to wait for an appointment	2	4	N/A	87.1%	83.8%	87.6%

* This is based on patients treated on this contract for their most recent course of treatment. Figures in italics indicate the base number of FP17s or Patient Questionnaire responses are less than 100. N/A is shown where the base number of responses is less than 10 during the period. % is calculated as Quantity/Base number*100

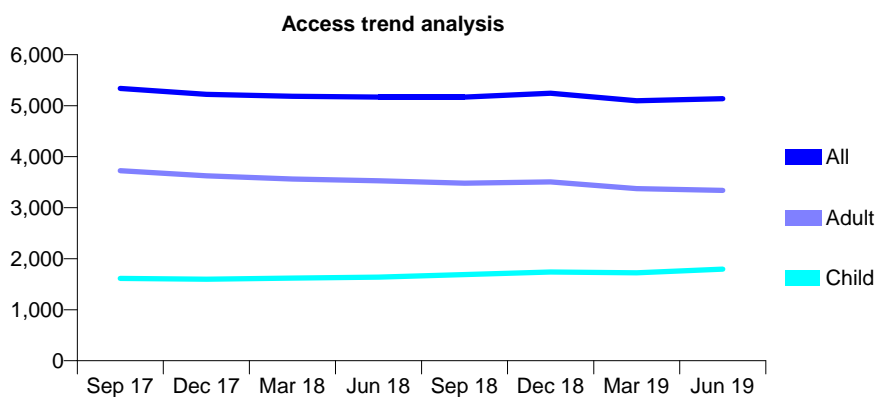
Q63 - Vital Signs At a Glance Contract Report for 101435/0036 - June 2019

Name or company name	IDH Limited
Contract type name	GDS Contract
Purpose of contract	General
Contract start date	01/04/2006
Contract end date	

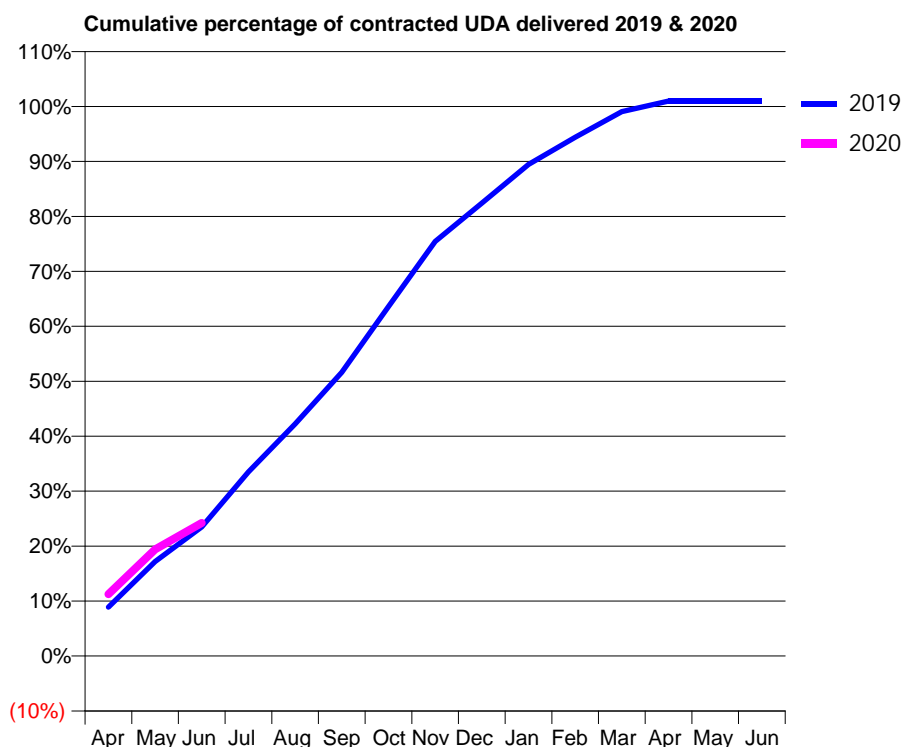
19/20 Contracted general activity (UDA)	15,301
Carry forward general activity (UDA)	0
19/20 Contracted orthodontic activity (UOA)	0
Carry forward orthodontic activity (UOA)	0
Baseline contract value	£488,508.06

ACCESS*

Patients seen in 24 months	Total	Change since previous quarter
Quarter ending June 2018	5,168	
Quarter ending September 2018	5,170	→
Quarter ending December 2018	5,244	→
Quarter ending March 2019	5,098	↓
Quarter ending June 2019	5,137	→
Variance since June 2018	(0.6%)	→



ACTIVITY



Month	Adjusted Scheduled Activity (UDA)	
	2019	2020
April	1,359	1,723
May	2,630	2,969
June	3,595	3,707
July	5,127	
August	6,462	
September	7,899	
October	9,730	
November	11,541	
December	12,609	
January	13,685	
February	14,446	
March	15,160	
April	15,452	
May	15,452	
June	15,452	

QUALITY

	Quantity	Base Number	Contract	AT	Region	England
% of FP17s for the same patient ID Re-attending within 3 months - Children	26	723	3.6%	10.2%	11.9%	11.4%
% of FP17s for the same patient ID Re-attending within 3 months - Adults	61	711	8.6%	15.5%	17.2%	15.4%
% of FP17s for the same patient ID Re-attending between 3 & 9 months - Children	435	723	60.2%	50.1%	49.8%	59.8%
% of FP17s for the same patient ID Re-attending between 3 & 9 months - Adults	290	711	40.8%	39.4%	39.5%	52.1%
% of FP17s for Band 1 Urgent Courses	47	1,296	3.6%	10.5%	11.2%	9.2%
% of FP17s Relating to Free Repair or Replacements	0	1,296	0.0%	0.6%	0.5%	0.7%
% of FP17s Relating to Continuations	2	1,296	0.2%	0.8%	0.7%	0.8%
% of Patients satisfied with the dentistry they have received	2	2	N/A	91.0%	90.6%	93.4%
% of Patients satisfied with the time they had to wait for an appointment	1	2	N/A	87.1%	83.8%	87.6%

* This is based on patients treated on this contract for their most recent course of treatment. Figures in italics indicate the base number of FP17s or Patient Questionnaire responses are less than 100. N/A is shown where the base number of responses is less than 10 during the period. % is calculated as Quantity/Base number*100

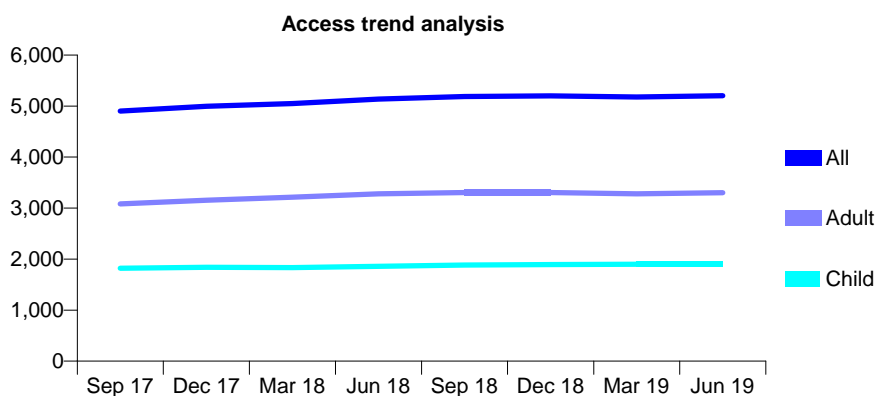
Q63 - Vital Signs At a Glance Contract Report for 101435/0037 - June 2019

Name or company name	IDH Limited
Contract type name	GDS Contract
Purpose of contract	General
Contract start date	01/04/2006
Contract end date	

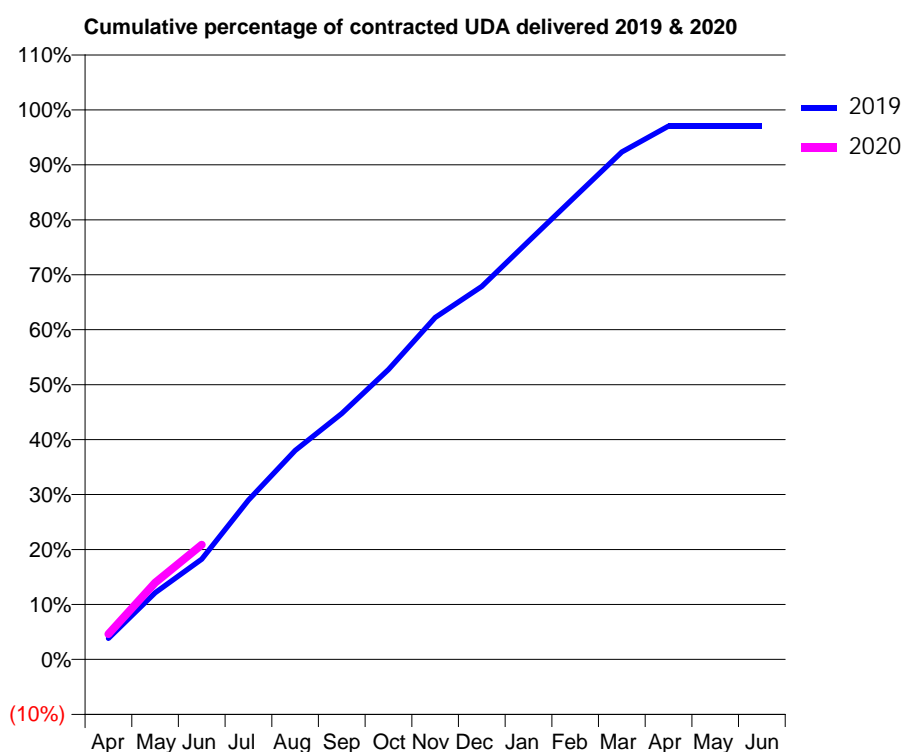
19/20 Contracted general activity (UDA)	12,512
Carry forward general activity (UDA)	0
19/20 Contracted orthodontic activity (UOA)	0
Carry forward orthodontic activity (UOA)	0
Baseline contract value	£340,641.48

ACCESS*

Patients seen in 24 months	Total	Change since previous quarter
Quarter ending June 2018	5,138	
Quarter ending September 2018	5,188	→
Quarter ending December 2018	5,201	→
Quarter ending March 2019	5,179	→
Quarter ending June 2019	5,204	→
Variance since June 2018	1.3%	→



ACTIVITY



Month	2019	2020
April	478	578
May	1,518	1,748
June	2,281	2,612
July	3,626	
August	4,756	
September	5,599	
October	6,598	
November	7,786	
December	8,490	
January	9,521	
February	10,541	
March	11,550	
April	12,143	
May	12,143	
June	12,143	

QUALITY

	Quantity	Base Number	Contract	AT	Region	England
% of FP17s for the same patient ID Re-attending within 3 months - Children	28	519	5.4%	10.2%	11.9%	11.4%
% of FP17s for the same patient ID Re-attending within 3 months - Adults	67	749	8.9%	15.5%	17.2%	15.4%
% of FP17s for the same patient ID Re-attending between 3 & 9 months - Children	212	519	40.8%	50.1%	49.8%	59.8%
% of FP17s for the same patient ID Re-attending between 3 & 9 months - Adults	204	749	27.2%	39.4%	39.5%	52.1%
% of FP17s for Band 1 Urgent Courses	55	1,108	5.0%	10.5%	11.2%	9.2%
% of FP17s Relating to Free Repair or Replacements	4	1,108	0.4%	0.6%	0.5%	0.7%
% of FP17s Relating to Continuations	9	1,108	0.8%	0.8%	0.7%	0.8%
% of Patients satisfied with the dentistry they have received	1	1	N/A	91.0%	90.6%	93.4%
% of Patients satisfied with the time they had to wait for an appointment	1	1	N/A	87.1%	83.8%	87.6%

* This is based on patients treated on this contract for their most recent course of treatment. Figures in italics indicate the base number of FP17s or Patient Questionnaire responses are less than 100. N/A is shown where the base number of responses is less than 10 during the period. % is calculated as Quantity/Base number*100

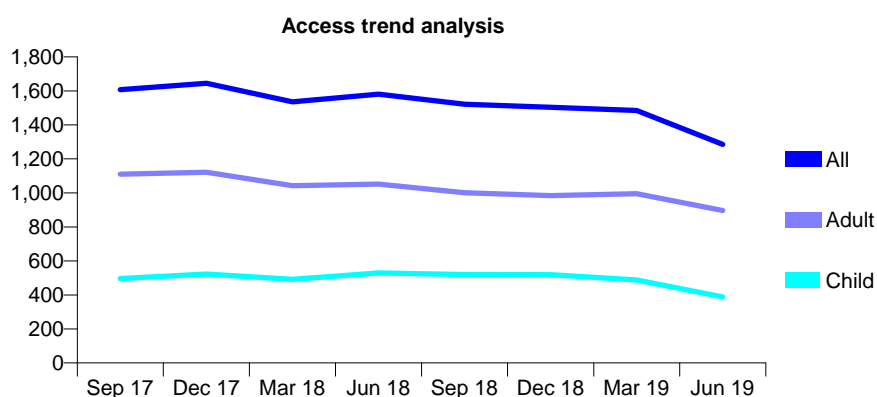
Q63 - Vital Signs At a Glance Contract Report for 103756/0001 - June 2019

Name or company name	Smile Impressions Blackheath Ltd
Contract type name	GDS Contract
Purpose of contract	General
Contract start date	01/06/2015
Contract end date	

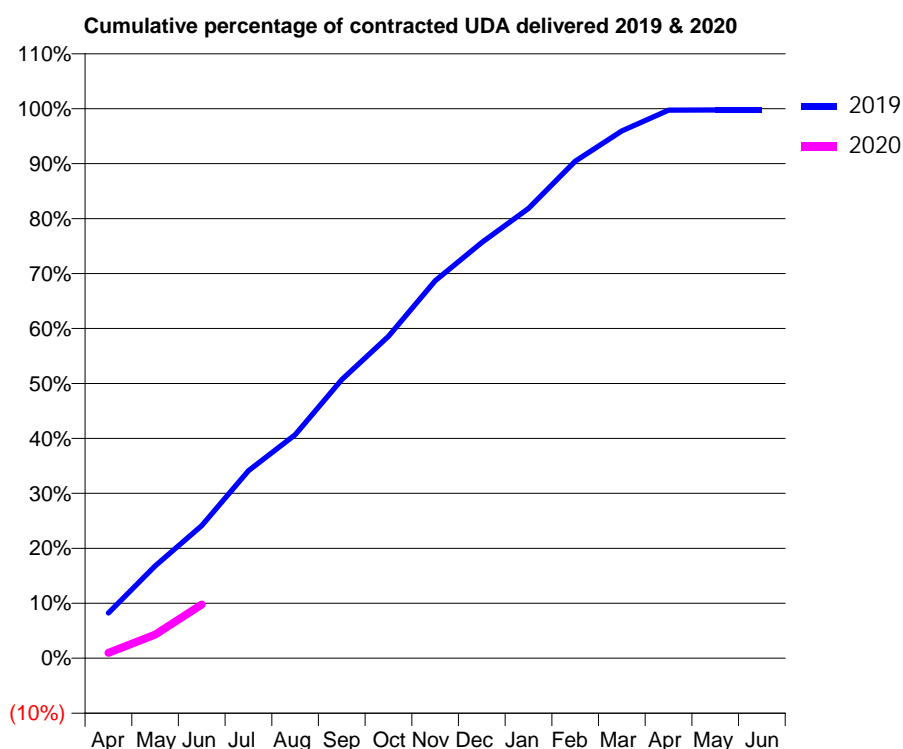
19/20 Contracted general activity (UDA)	3,463
Carry forward general activity (UDA)	0
19/20 Contracted orthodontic activity (UOA)	0
Carry forward orthodontic activity (UOA)	0
Baseline contract value	£80,480.69

ACCESS*

Patients seen in 24 months	Total	Change since previous quarter
Quarter ending June 2018	1,581	
Quarter ending September 2018	1,521	↓
Quarter ending December 2018	1,503	↓
Quarter ending March 2019	1,484	↓
Quarter ending June 2019	1,285	↓
Variance since June 2018	(18.7%)	↓



ACTIVITY



Adjusted Scheduled Activity (UDA)		
Month	2019	2020
April	285	34
May	582	149
June	836	338
July	1,181	
August	1,408	
September	1,755	
October	2,028	
November	2,379	
December	2,620	
January	2,834	
February	3,132	
March	3,322	
April	3,453	
May	3,454	
June	3,454	

QUALITY

	Quantity	Base Number	Contract	AT	Region	England
% of FP17s for the same patient ID Re-attending within 3 months - Children	5	104	4.8%	10.2%	11.9%	11.4%
% of FP17s for the same patient ID Re-attending within 3 months - Adults	12	147	8.2%	15.5%	17.2%	15.4%
% of FP17s for the same patient ID Re-attending between 3 & 9 months - Children	60	104	57.7%	50.1%	49.8%	59.8%
% of FP17s for the same patient ID Re-attending between 3 & 9 months - Adults	46	147	31.3%	39.4%	39.5%	52.1%
% of FP17s for Band 1 Urgent Courses	12	193	6.2%	10.5%	11.2%	9.2%
% of FP17s Relating to Free Repair or Replacements	2	193	1.0%	0.6%	0.5%	0.7%
% of FP17s Relating to Continuations	0	193	0.0%	0.8%	0.7%	0.8%
% of Patients satisfied with the dentistry they have received	0	0	N/A	91.0%	90.6%	93.4%
% of Patients satisfied with the time they had to wait for an appointment	0	0	N/A	87.1%	83.8%	87.6%

* This is based on patients treated on this contract for their most recent course of treatment.

Figures in italics indicate the base number of FP17s or Patient Questionnaire responses are less than 100. N/A is shown where the base number of responses is less than 10 during the period. % is calculated as Quantity/Base number*100

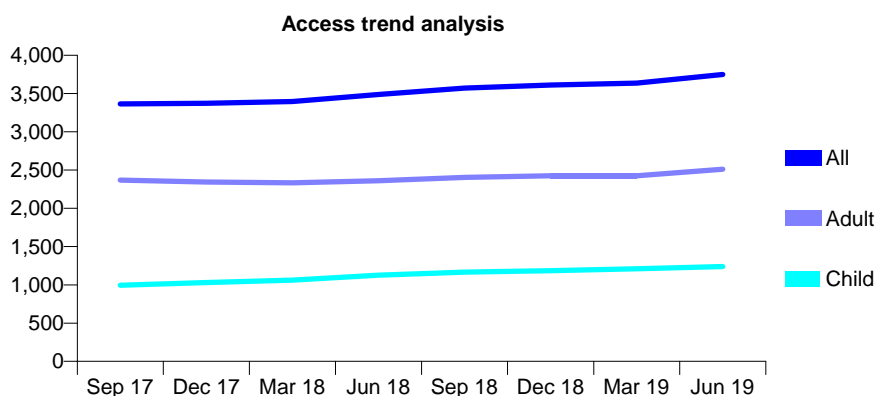
Q63 - Vital Signs At a Glance Contract Report for 103896/0001 - June 2019

Name or company name	Newham Family Dental Care Limited
Contract type name	GDS Contract
Purpose of contract	General
Contract start date	17/03/2011
Contract end date	

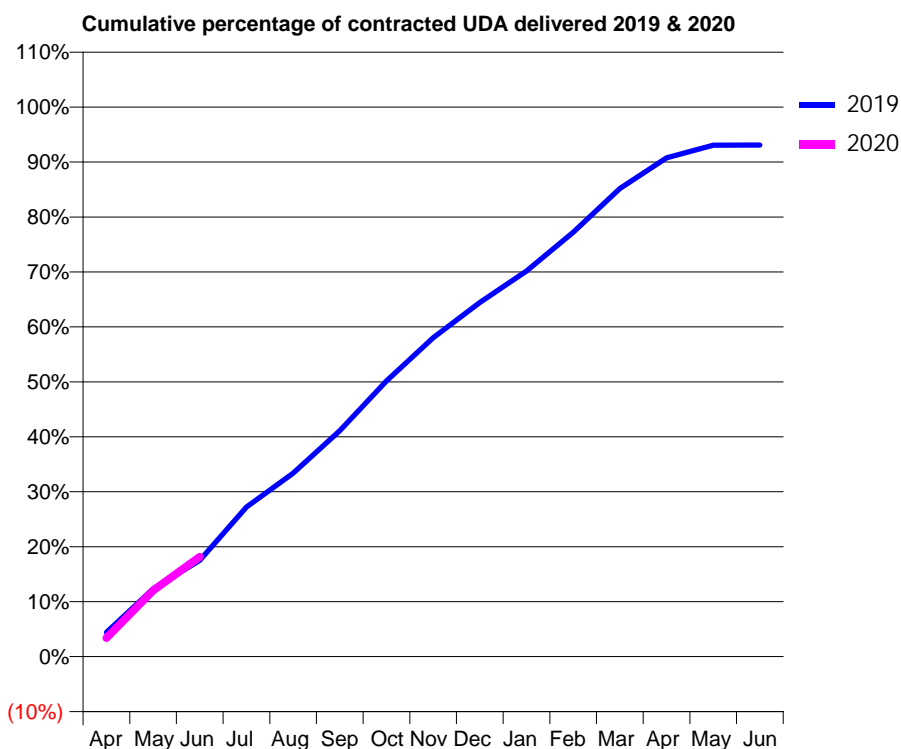
19/20 Contracted general activity (UDA)	11,000
Carry forward general activity (UDA)	0
19/20 Contracted orthodontic activity (UOA)	0
Carry forward orthodontic activity (UOA)	0
Baseline contract value	£367,675.10

ACCESS*

Patients seen in 24 months	Total	Change since previous quarter
Quarter ending June 2018	3,486	
Quarter ending September 2018	3,570	↑
Quarter ending December 2018	3,611	→
Quarter ending March 2019	3,637	→
Quarter ending June 2019	3,750	↑
Variance since June 2018	7.6%	↑



ACTIVITY



Month	Adjusted Scheduled Activity (UDA)	
	2019	2020
April	444	374
May	1,234	1,324
June	1,752	1,999
July	2,723	
August	3,340	
September	4,110	
October	5,016	
November	5,803	
December	6,443	
January	7,016	
February	7,720	
March	8,516	
April	9,074	
May	9,306	
June	9,308	

QUALITY

	Quantity	Base Number	Contract	AT	Region	England
% of FP17s for the same patient ID Re-attending within 3 months - Children	12	413	2.9%	10.2%	11.9%	11.4%
% of FP17s for the same patient ID Re-attending within 3 months - Adults	79	806	9.8%	15.5%	17.2%	15.4%
% of FP17s for the same patient ID Re-attending between 3 & 9 months - Children	198	413	47.9%	50.1%	49.8%	59.8%
% of FP17s for the same patient ID Re-attending between 3 & 9 months - Adults	196	806	24.3%	39.4%	39.5%	52.1%
% of FP17s for Band 1 Urgent Courses	165	829	19.9%	10.5%	11.2%	9.2%
% of FP17s Relating to Free Repair or Replacements	2	829	0.2%	0.6%	0.5%	0.7%
% of FP17s Relating to Continuations	0	829	0.0%	0.8%	0.7%	0.8%
% of Patients satisfied with the dentistry they have received	2	2	N/A	91.0%	90.6%	93.4%
% of Patients satisfied with the time they had to wait for an appointment	2	2	N/A	87.1%	83.8%	87.6%

* This is based on patients treated on this contract for their most recent course of treatment. Figures in italics indicate the base number of FP17s or Patient Questionnaire responses are less than 100. N/A is shown where the base number of responses is less than 10 during the period. % is calculated as Quantity/Base number*100

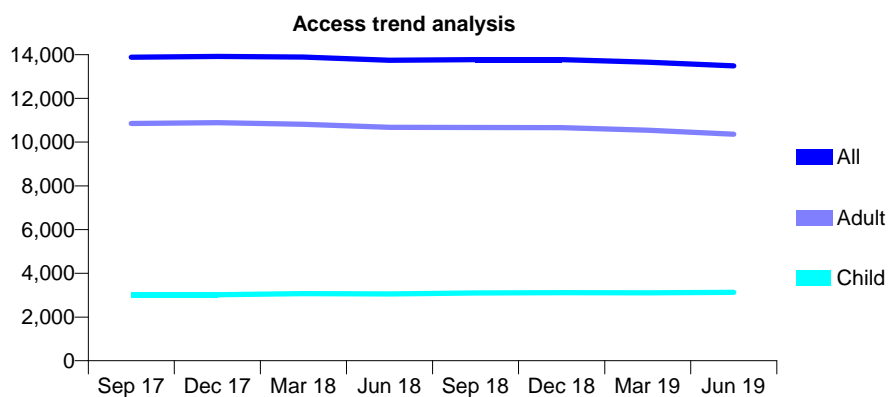
Q63 - Vital Signs At a Glance Contract Report for 104965/0001 - June 2019

Name or company name	Brightsmile Dental Care Limited
Contract type name	GDS Contract
Purpose of contract	General
Contract start date	01/11/2010
Contract end date	

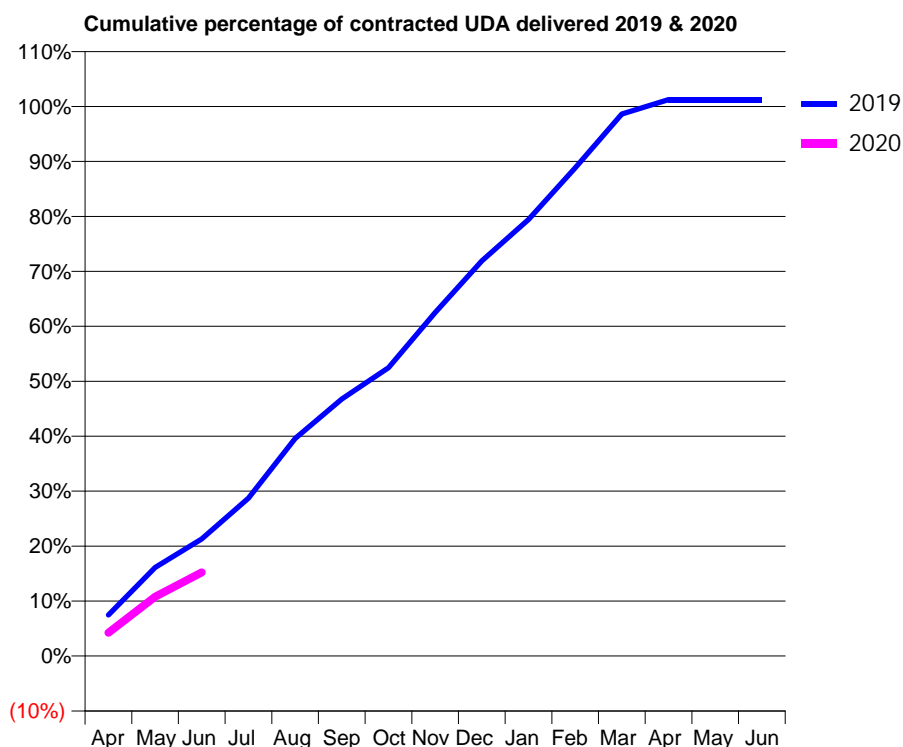
19/20 Contracted general activity (UDA)	36,000
Carry forward general activity (UDA)	0
19/20 Contracted orthodontic activity (UOA)	0
Carry forward orthodontic activity (UOA)	0
Baseline contract value	£1,055,160.46

ACCESS*

Patients seen in 24 months	Total	Change since previous quarter
Quarter ending June 2018	13,738	
Quarter ending September 2018	13,769	→
Quarter ending December 2018	13,774	→
Quarter ending March 2019	13,653	→
Quarter ending June 2019	13,490	↓
Variance since June 2018	(1.8%)	↓



ACTIVITY



Month	Adjusted Scheduled Activity (UDA)	
	2019	2020
April	2,693	1,524
May	5,807	3,885
June	7,677	5,479
July	10,338	
August	14,253	
September	16,826	
October	18,890	
November	22,496	
December	25,882	
January	28,597	
February	31,979	
March	35,509	
April	36,446	
May	36,446	
June	36,447	

QUALITY

	Quantity	Base Number	Contract	AT	Region	England
% of FP17s for the same patient ID Re-attending within 3 months - Children	29	777	3.7%	10.2%	11.9%	11.4%
% of FP17s for the same patient ID Re-attending within 3 months - Adults	203	2,164	9.4%	15.5%	17.2%	15.4%
% of FP17s for the same patient ID Re-attending between 3 & 9 months - Children	393	777	50.6%	50.1%	49.8%	59.8%
% of FP17s for the same patient ID Re-attending between 3 & 9 months - Adults	1,041	2,164	48.1%	39.4%	39.5%	52.1%
% of FP17s for Band 1 Urgent Courses	213	2,564	8.3%	10.5%	11.2%	9.2%
% of FP17s Relating to Free Repair or Replacements	5	2,564	0.2%	0.6%	0.5%	0.7%
% of FP17s Relating to Continuations	8	2,564	0.3%	0.8%	0.7%	0.8%
% of Patients satisfied with the dentistry they have received	9	9	N/A	91.0%	90.6%	93.4%
% of Patients satisfied with the time they had to wait for an appointment	9	9	N/A	87.1%	83.8%	87.6%

* This is based on patients treated on this contract for their most recent course of treatment. Figures in italics indicate the base number of FP17s or Patient Questionnaire responses are less than 100. N/A is shown where the base number of responses is less than 10 during the period. % is calculated as Quantity/Base number*100

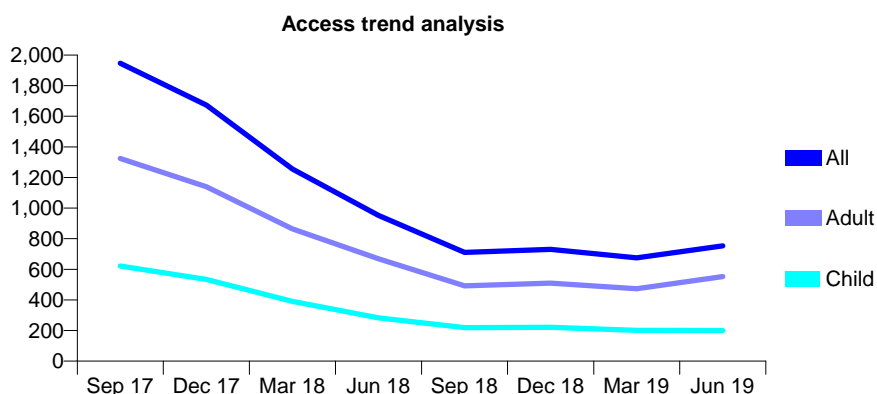
Q63 - Vital Signs At a Glance Contract Report for 106666/0001 - June 2019

Name or company name	Stanstead Road Dental Practice Limited
Contract type name	GDS Contract
Purpose of contract	General
Contract start date	01/11/2010
Contract end date	

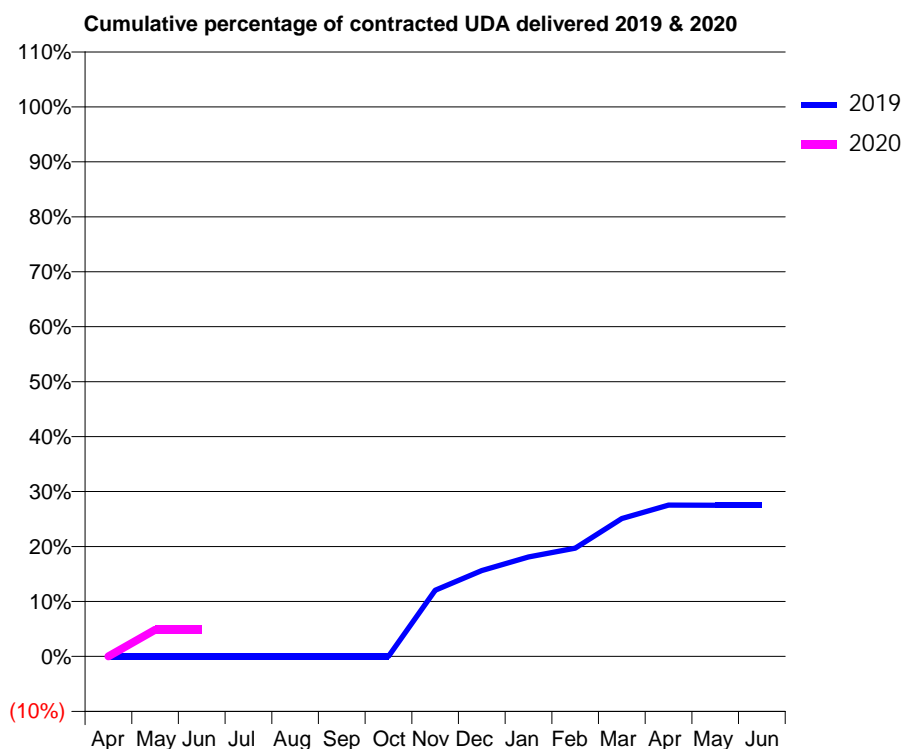
19/20 Contracted general activity (UDA)	7,009
Carry forward general activity (UDA)	0
19/20 Contracted orthodontic activity (UOA)	0
Carry forward orthodontic activity (UOA)	0
Baseline contract value	£187,299.28

ACCESS*

Patients seen in 24 months	Total	Change since previous quarter
Quarter ending June 2018	952	
Quarter ending September 2018	711	↓
Quarter ending December 2018	731	↑
Quarter ending March 2019	675	↓
Quarter ending June 2019	753	↑
Variance since June 2018	(20.9%)	↓



ACTIVITY



Month	Adjusted Scheduled Activity (UDA)	
	2019	2020
April	0	0
May	0	341
June	0	341
July	0	
August	0	
September	0	
October	0	
November	844	
December	1,096	
January	1,267	
February	1,382	
March	1,760	
April	1,930	
May	1,928	
June	1,928	

QUALITY

	Quantity	Base Number	Contract	AT	Region	England
% of FP17s for the same patient ID Re-attending within 3 months - Children	0	48	0.0%	10.2%	11.9%	11.4%
% of FP17s for the same patient ID Re-attending within 3 months - Adults	11	146	7.5%	15.5%	17.2%	15.4%
% of FP17s for the same patient ID Re-attending between 3 & 9 months - Children	15	48	31.3%	50.1%	49.8%	59.8%
% of FP17s for the same patient ID Re-attending between 3 & 9 months - Adults	32	146	21.9%	39.4%	39.5%	52.1%
% of FP17s for Band 1 Urgent Courses	16	127	12.6%	10.5%	11.2%	9.2%
% of FP17s Relating to Free Repair or Replacements	0	127	0.0%	0.6%	0.5%	0.7%
% of FP17s Relating to Continuations	1	127	0.8%	0.8%	0.7%	0.8%
% of Patients satisfied with the dentistry they have received	0	0	N/A	91.0%	90.6%	93.4%
% of Patients satisfied with the time they had to wait for an appointment	0	0	N/A	87.1%	83.8%	87.6%

* This is based on patients treated on this contract for their most recent course of treatment. Figures in italics indicate the base number of FP17s or Patient Questionnaire responses are less than 100. N/A is shown where the base number of responses is less than 10 during the period. % is calculated as Quantity/Base number*100

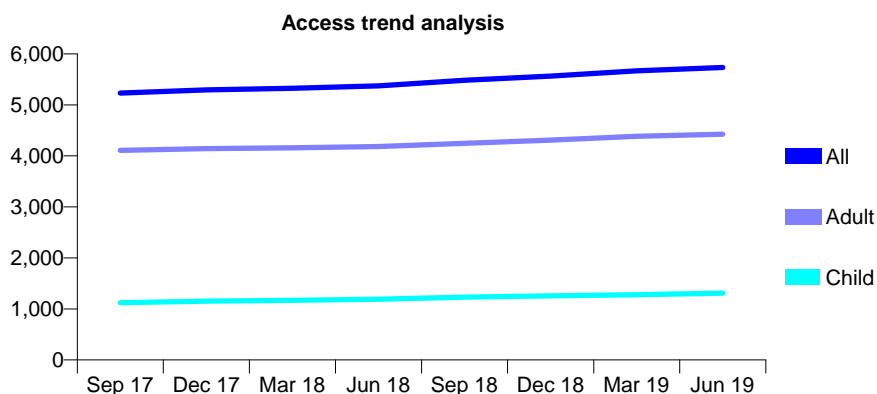
Q63 - Vital Signs At a Glance Contract Report for 107603/0001 - June 2019

Name or company name	Smile with Pride Dental Care Limited
Contract type name	GDS Contract
Purpose of contract	General
Contract start date	01/04/2011
Contract end date	

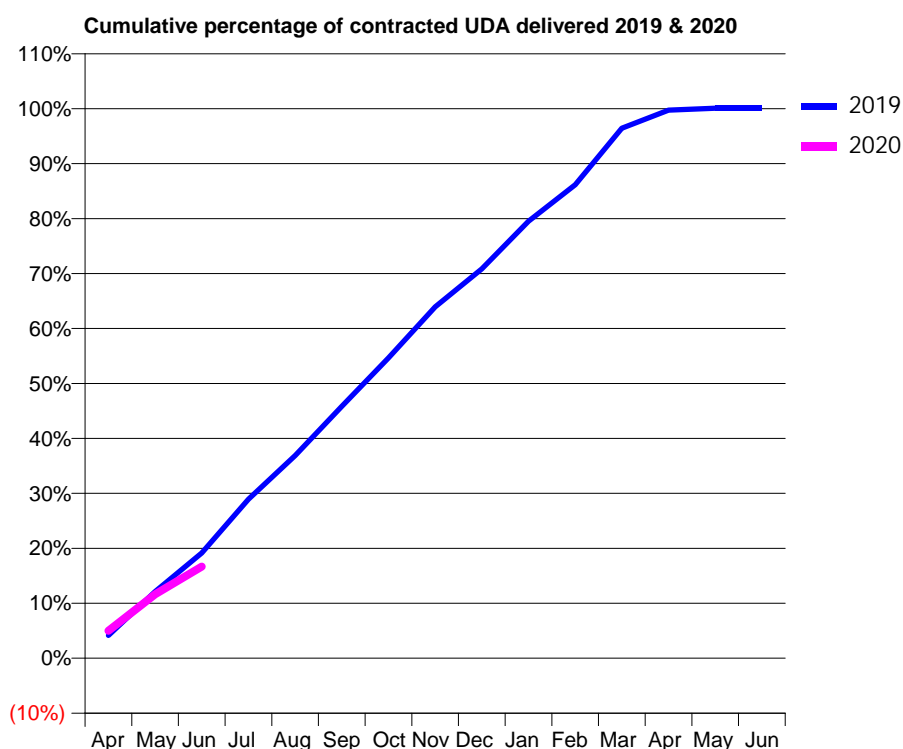
19/20 Contracted general activity (UDA)	12,989
Carry forward general activity (UDA)	0
19/20 Contracted orthodontic activity (UOA)	0
Carry forward orthodontic activity (UOA)	0
Baseline contract value	£384,455.80

ACCESS*

Patients seen in 24 months	Total	Change since previous quarter
Quarter ending June 2018	5,375	
Quarter ending September 2018	5,480	→
Quarter ending December 2018	5,564	→
Quarter ending March 2019	5,667	→
Quarter ending June 2019	5,733	→
Variance since June 2018	6.7%	↑



ACTIVITY



Month	2019	2020
April	542	649
May	1,579	1,513
June	2,488	2,167
July	3,758	
August	4,792	
September	5,953	
October	7,098	
November	8,304	
December	9,201	
January	10,326	
February	11,193	
March	12,526	
April	12,955	
May	13,002	
June	13,002	

QUALITY

	Quantity	Base Number	Contract	AT	Region	England
% of FP17s for the same patient ID Re-attending within 3 months - Children	27	340	7.9%	10.2%	11.9%	11.4%
% of FP17s for the same patient ID Re-attending within 3 months - Adults	210	1,092	19.2%	15.5%	17.2%	15.4%
% of FP17s for the same patient ID Re-attending between 3 & 9 months - Children	129	340	37.9%	50.1%	49.8%	59.8%
% of FP17s for the same patient ID Re-attending between 3 & 9 months - Adults	349	1,092	32.0%	39.4%	39.5%	52.1%
% of FP17s for Band 1 Urgent Courses	150	1,013	14.8%	10.5%	11.2%	9.2%
% of FP17s Relating to Free Repair or Replacements	7	1,013	0.7%	0.6%	0.5%	0.7%
% of FP17s Relating to Continuations	20	1,013	2.0%	0.8%	0.7%	0.8%
% of Patients satisfied with the dentistry they have received	0	0	N/A	91.0%	90.6%	93.4%
% of Patients satisfied with the time they had to wait for an appointment	0	0	N/A	87.1%	83.8%	87.6%

* This is based on patients treated on this contract for their most recent course of treatment.

Figures in italics indicate the base number of FP17s or Patient Questionnaire responses are less than 100. N/A is shown where the base number of responses is less than 10 during the period. % is calculated as Quantity/Base number*100

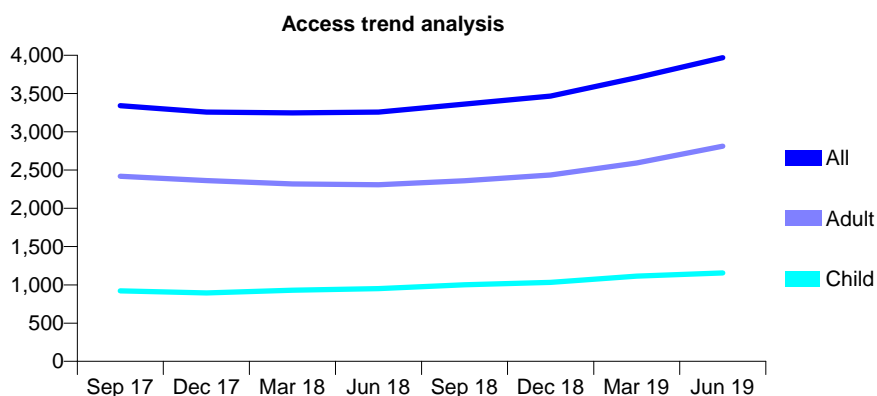
Q63 - Vital Signs At a Glance Contract Report for 108189/0001 - June 2019

Name or company name	Greenwich & Bexley Emergency Dental Ser
Contract type name	GDS Contract
Purpose of contract	General
Contract start date	01/04/2011
Contract end date	

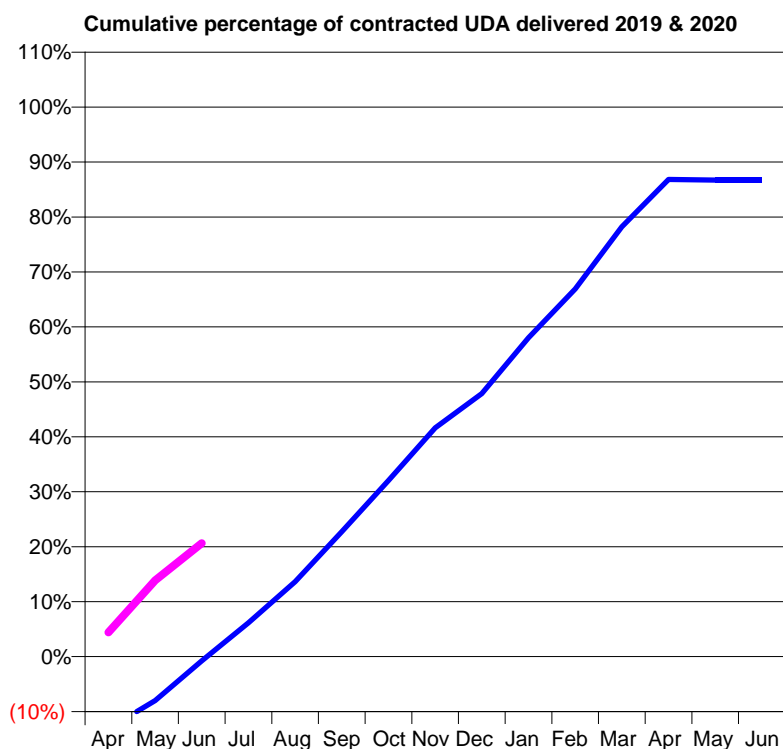
19/20 Contracted general activity (UDA)	9,700
Carry forward general activity (UDA)	0
19/20 Contracted orthodontic activity (UOA)	0
Carry forward orthodontic activity (UOA)	0
Baseline contract value	£251,110.19

ACCESS*

Patients seen in 24 months	Total	Change since previous quarter
Quarter ending June 2018	3,259	
Quarter ending September 2018	3,362	↑
Quarter ending December 2018	3,467	↑
Quarter ending March 2019	3,708	↑
Quarter ending June 2019	3,970	↑
Variance since June 2018	21.8%	↑



ACTIVITY



Month	Adjusted Scheduled Activity (UDA)	
	2019	2020
April	-1,270	428
May	-777	1,348
June	-77	2,003
July	596	
August	1,325	
September	2,205	
October	3,109	
November	4,037	
December	4,644	
January	5,630	
February	6,491	
March	7,586	
April	8,420	
May	8,412	
June	8,412	

QUALITY

	Quantity	Base Number	Contract	AT	Region	England
% of FP17s for the same patient ID Re-attending within 3 months - Children	47	447	10.5%	10.2%	11.9%	11.4%
% of FP17s for the same patient ID Re-attending within 3 months - Adults	196	1,022	19.2%	15.5%	17.2%	15.4%
% of FP17s for the same patient ID Re-attending between 3 & 9 months - Children	195	447	43.6%	50.1%	49.8%	59.8%
% of FP17s for the same patient ID Re-attending between 3 & 9 months - Adults	377	1,022	36.9%	39.4%	39.5%	52.1%
% of FP17s for Band 1 Urgent Courses	104	953	10.9%	10.5%	11.2%	9.2%
% of FP17s Relating to Free Repair or Replacements	7	953	0.7%	0.6%	0.5%	0.7%
% of FP17s Relating to Continuations	16	953	1.7%	0.8%	0.7%	0.8%
% of Patients satisfied with the dentistry they have received	2	2	N/A	91.0%	90.6%	93.4%
% of Patients satisfied with the time they had to wait for an appointment	2	2	N/A	87.1%	83.8%	87.6%

* This is based on patients treated on this contract for their most recent course of treatment. Figures in italics indicate the base number of FP17s or Patient Questionnaire responses are less than 100. N/A is shown where the base number of responses is less than 10 during the period. % is calculated as Quantity/Base number*100

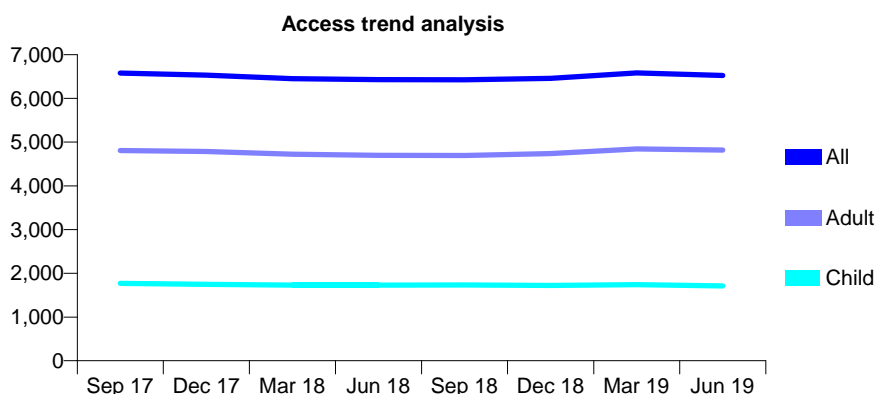
Q63 - Vital Signs At a Glance Contract Report for 108243/0001 - June 2019

Name or company name	The Family Dental Practice Management L1
Contract type name	GDS Contract
Purpose of contract	General
Contract start date	01/04/2012
Contract end date	

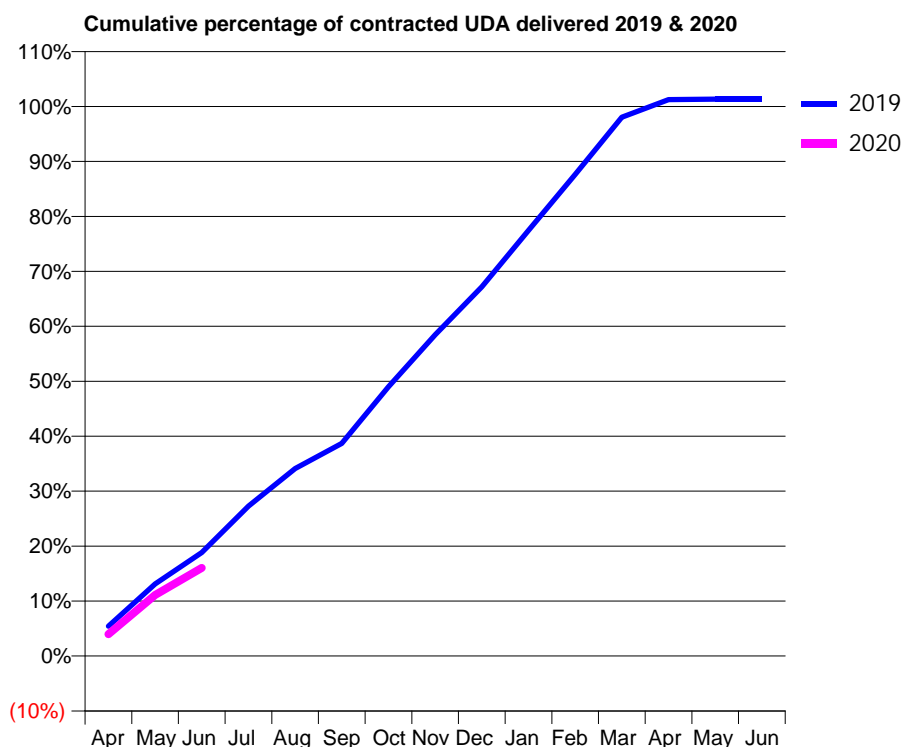
19/20 Contracted general activity (UDA)	14,608
Carry forward general activity (UDA)	0
19/20 Contracted orthodontic activity (UOA)	0
Carry forward orthodontic activity (UOA)	0
Baseline contract value	£390,781.48

ACCESS*

Patients seen in 24 months	Total	Change since previous quarter
Quarter ending June 2018	6,429	
Quarter ending September 2018	6,426	→
Quarter ending December 2018	6,459	→
Quarter ending March 2019	6,585	→
Quarter ending June 2019	6,527	→
Variance since June 2018	1.5%	→



ACTIVITY



Month	Adjusted Scheduled Activity (UDA)	
	2019	2020
April	796	579
May	1,918	1,625
June	2,749	2,340
July	3,985	
August	4,981	
September	5,651	
October	7,159	
November	8,540	
December	9,815	
January	11,314	
February	12,804	
March	14,322	
April	14,792	
May	14,802	
June	14,802	

QUALITY

	Quantity	Base Number	Contract	AT	Region	England
% of FP17s for the same patient ID Re-attending within 3 months - Children	48	463	10.4%	10.2%	11.9%	11.4%
% of FP17s for the same patient ID Re-attending within 3 months - Adults	207	1,126	18.4%	15.5%	17.2%	15.4%
% of FP17s for the same patient ID Re-attending between 3 & 9 months - Children	209	463	45.1%	50.1%	49.8%	59.8%
% of FP17s for the same patient ID Re-attending between 3 & 9 months - Adults	390	1,126	34.6%	39.4%	39.5%	52.1%
% of FP17s for Band 1 Urgent Courses	144	1,204	12.0%	10.5%	11.2%	9.2%
% of FP17s Relating to Free Repair or Replacements	20	1,204	1.7%	0.6%	0.5%	0.7%
% of FP17s Relating to Continuations	16	1,204	1.3%	0.8%	0.7%	0.8%
% of Patients satisfied with the dentistry they have received	1	2	N/A	91.0%	90.6%	93.4%
% of Patients satisfied with the time they had to wait for an appointment	2	2	N/A	87.1%	83.8%	87.6%

* This is based on patients treated on this contract for their most recent course of treatment. Figures in italics indicate the base number of FP17s or Patient Questionnaire responses are less than 100. N/A is shown where the base number of responses is less than 10 during the period. % is calculated as Quantity/Base number*100

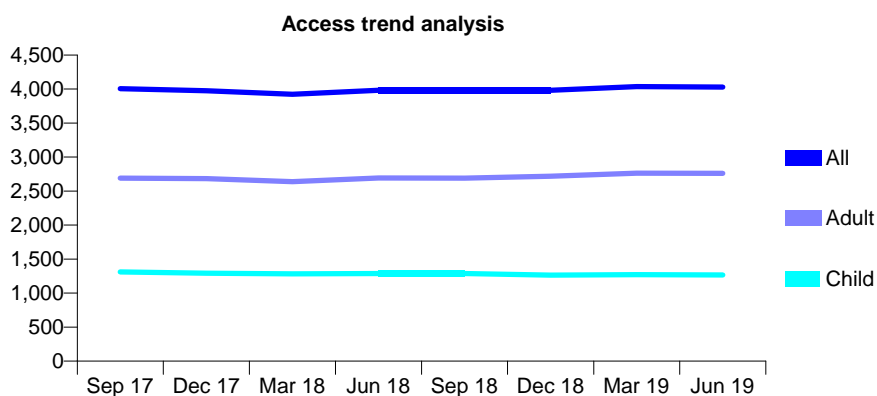
Q63 - Vital Signs At a Glance Contract Report for 108758/0001 - June 2019

Name or company name	Beeches Dental Surgery
Contract type name	GDS Contract
Purpose of contract	General
Contract start date	01/05/2006
Contract end date	

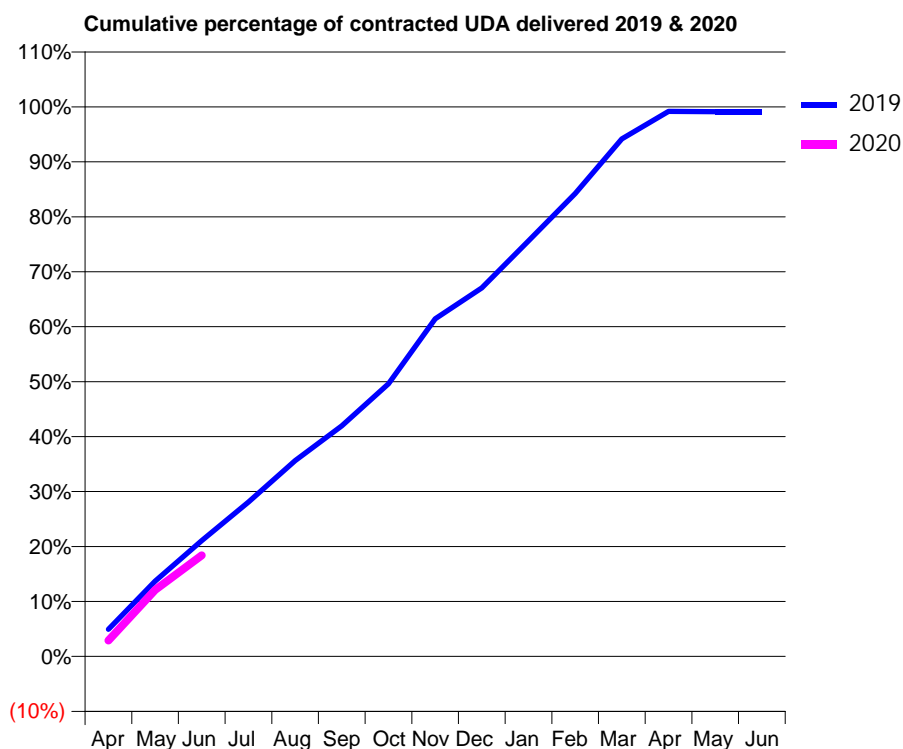
19/20 Contracted general activity (UDA)	10,053
Carry forward general activity (UDA)	0
19/20 Contracted orthodontic activity (UOA)	0
Carry forward orthodontic activity (UOA)	0
Baseline contract value	£302,280.29

ACCESS*

Patients seen in 24 months	Total	Change since previous quarter
Quarter ending June 2018	3,984	
Quarter ending September 2018	3,981	→
Quarter ending December 2018	3,982	→
Quarter ending March 2019	4,036	→
Quarter ending June 2019	4,030	→
Variance since June 2018	1.2%	→



ACTIVITY



Month	Adjusted Scheduled Activity (UDA)	
	2019	2020
April	497	292
May	1,377	1,215
June	2,119	1,848
July	2,824	
August	3,582	
September	4,217	
October	4,988	
November	6,175	
December	6,741	
January	7,600	
February	8,468	
March	9,466	
April	9,968	
May	9,964	
June	9,964	

QUALITY

	Quantity	Base Number	Contract	AT	Region	England
% of FP17s for the same patient ID Re-attending within 3 months - Children	11	370	3.0%	10.2%	11.9%	11.4%
% of FP17s for the same patient ID Re-attending within 3 months - Adults	64	724	8.8%	15.5%	17.2%	15.4%
% of FP17s for the same patient ID Re-attending between 3 & 9 months - Children	188	370	50.8%	50.1%	49.8%	59.8%
% of FP17s for the same patient ID Re-attending between 3 & 9 months - Adults	345	724	47.7%	39.4%	39.5%	52.1%
% of FP17s for Band 1 Urgent Courses	15	889	1.7%	10.5%	11.2%	9.2%
% of FP17s Relating to Free Repair or Replacements	15	889	1.7%	0.6%	0.5%	0.7%
% of FP17s Relating to Continuations	4	889	0.4%	0.8%	0.7%	0.8%
% of Patients satisfied with the dentistry they have received	1	1	N/A	91.0%	90.6%	93.4%
% of Patients satisfied with the time they had to wait for an appointment	1	1	N/A	87.1%	83.8%	87.6%

* This is based on patients treated on this contract for their most recent course of treatment. Figures in italics indicate the base number of FP17s or Patient Questionnaire responses are less than 100. N/A is shown where the base number of responses is less than 10 during the period. % is calculated as Quantity/Base number*100

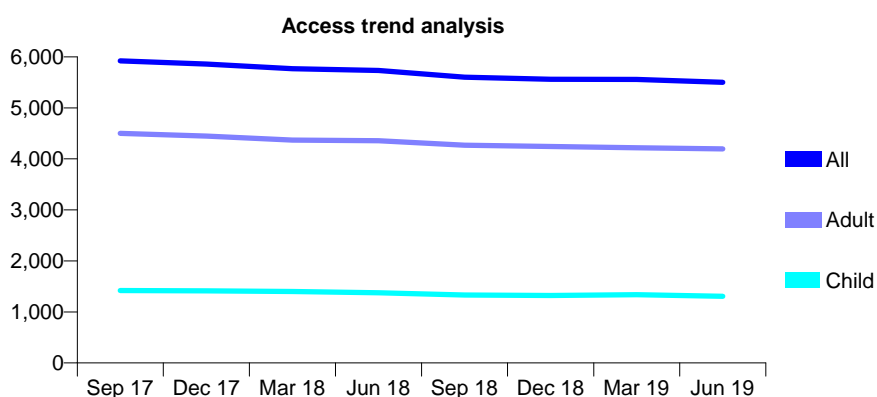
Q63 - Vital Signs At a Glance Contract Report for 109150/0001 - June 2019

Name or company name	MR K FAIZ
Contract type name	GDS Contract
Purpose of contract	General
Contract start date	01/07/2012
Contract end date	

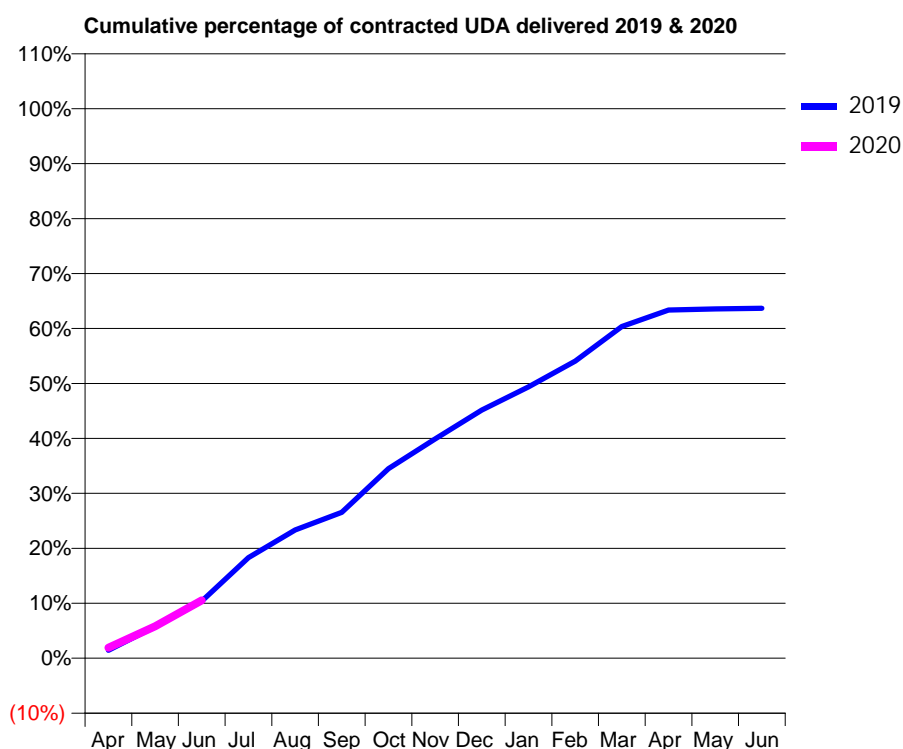
19/20 Contracted general activity (UDA)	19,865
Carry forward general activity (UDA)	0
19/20 Contracted orthodontic activity (UOA)	0
Carry forward orthodontic activity (UOA)	0
Baseline contract value	£604,303.99

ACCESS*

Patients seen in 24 months	Total	Change since previous quarter
Quarter ending June 2018	5,732	
Quarter ending September 2018	5,601	↓
Quarter ending December 2018	5,563	→
Quarter ending March 2019	5,556	→
Quarter ending June 2019	5,503	→
Variance since June 2018	(4.0%)	↓



ACTIVITY



Month	2019	2020
April	289	379
May	1,145	1,153
June	2,068	2,087
July	3,635	
August	4,642	
September	5,272	
October	6,853	
November	7,928	
December	8,971	
January	9,809	
February	10,736	
March	11,992	
April	12,582	
May	12,629	
June	12,650	

QUALITY

	Quantity	Base Number	Contract	AT	Region	England
% of FP17s for the same patient ID Re-attending within 3 months - Children	12	328	3.7%	10.2%	11.9%	11.4%
% of FP17s for the same patient ID Re-attending within 3 months - Adults	170	1,003	16.9%	15.5%	17.2%	15.4%
% of FP17s for the same patient ID Re-attending between 3 & 9 months - Children	166	328	50.6%	50.1%	49.8%	59.8%
% of FP17s for the same patient ID Re-attending between 3 & 9 months - Adults	386	1,003	38.5%	39.4%	39.5%	52.1%
% of FP17s for Band 1 Urgent Courses	163	1,001	16.3%	10.5%	11.2%	9.2%
% of FP17s Relating to Free Repair or Replacements	0	1,001	0.0%	0.6%	0.5%	0.7%
% of FP17s Relating to Continuations	3	1,001	0.3%	0.8%	0.7%	0.8%
% of Patients satisfied with the dentistry they have received	1	1	N/A	91.0%	90.6%	93.4%
% of Patients satisfied with the time they had to wait for an appointment	1	1	N/A	87.1%	83.8%	87.6%

* This is based on patients treated on this contract for their most recent course of treatment.

Figures in italics indicate the base number of FP17s or Patient Questionnaire responses are less than 100. N/A is shown where the base number of responses is less than 10 during the period. % is calculated as Quantity/Base number*100

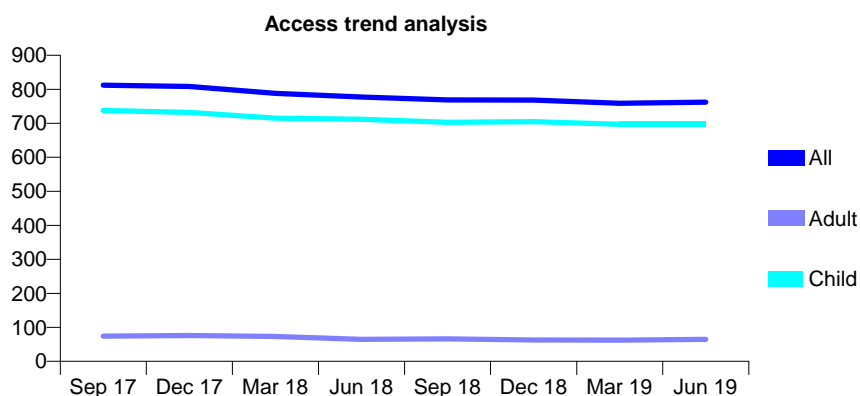
Q63 - Vital Signs At a Glance Contract Report for 109797/0001 - June 2019

Name or company name	The Buckley Practice Ltd
Contract type name	GDS Contract
Purpose of contract	General
Contract start date	11/02/2008
Contract end date	

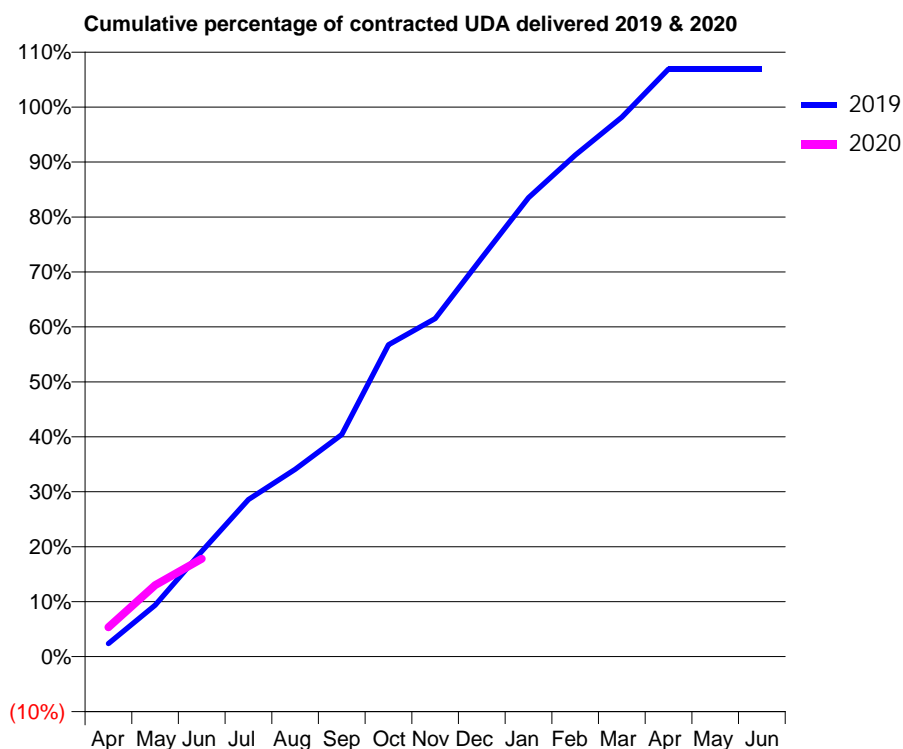
19/20 Contracted general activity (UDA)	1,846
Carry forward general activity (UDA)	0
19/20 Contracted orthodontic activity (UOA)	0
Carry forward orthodontic activity (UOA)	0
Baseline contract value	£38,941.56

ACCESS*

Patients seen in 24 months	Total	Change since previous quarter
Quarter ending June 2018	777	
Quarter ending September 2018	769	↓
Quarter ending December 2018	768	→
Quarter ending March 2019	759	↓
Quarter ending June 2019	762	→
Variance since June 2018	(1.9%)	↓



ACTIVITY



Month	Adjusted Scheduled Activity (UDA)	
	2019	2020
April	44	99
May	173	240
June	354	329
July	528	
August	629	
September	746	
October	1,047	
November	1,136	
December	1,339	
January	1,542	
February	1,685	
March	1,812	
April	1,973	
May	1,973	
June	1,973	

QUALITY

	Quantity	Base Number	Contract	AT	Region	England
% of FP17s for the same patient ID Re-attending within 3 months - Children	35	313	11.2%	10.2%	11.9%	11.4%
% of FP17s for the same patient ID Re-attending within 3 months - Adults	0	0	N/A	15.5%	17.2%	15.4%
% of FP17s for the same patient ID Re-attending between 3 & 9 months - Children	235	313	75.1%	50.1%	49.8%	59.8%
% of FP17s for the same patient ID Re-attending between 3 & 9 months - Adults	0	0	N/A	39.4%	39.5%	52.1%
% of FP17s for Band 1 Urgent Courses	11	224	4.9%	10.5%	11.2%	9.2%
% of FP17s Relating to Free Repair or Replacements	0	224	0.0%	0.6%	0.5%	0.7%
% of FP17s Relating to Continuations	5	224	2.2%	0.8%	0.7%	0.8%
% of Patients satisfied with the dentistry they have received	0	0	N/A	91.0%	90.6%	93.4%
% of Patients satisfied with the time they had to wait for an appointment	0	0	N/A	87.1%	83.8%	87.6%

* This is based on patients treated on this contract for their most recent course of treatment. Figures in italics indicate the base number of FP17s or Patient Questionnaire responses are less than 100. N/A is shown where the base number of responses is less than 10 during the period. % is calculated as Quantity/Base number*100

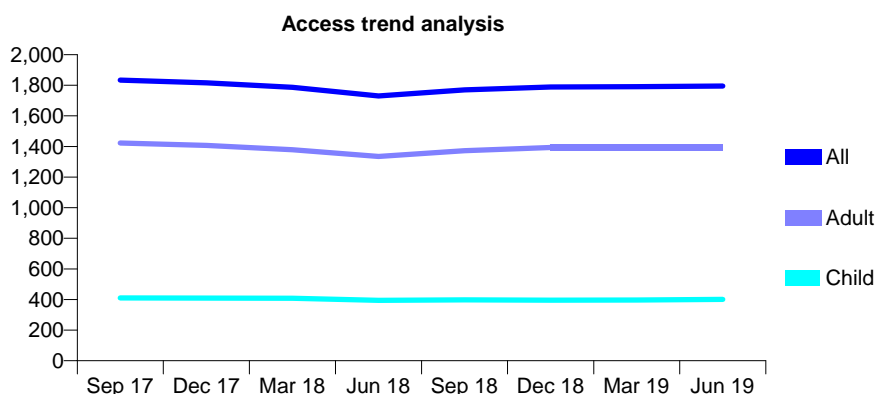
Q63 - Vital Signs At a Glance Contract Report for 110256/0001 - June 2019

Name or company name	One 4 One Dental Practice
Contract type name	GDS Contract
Purpose of contract	General
Contract start date	12/12/2014
Contract end date	

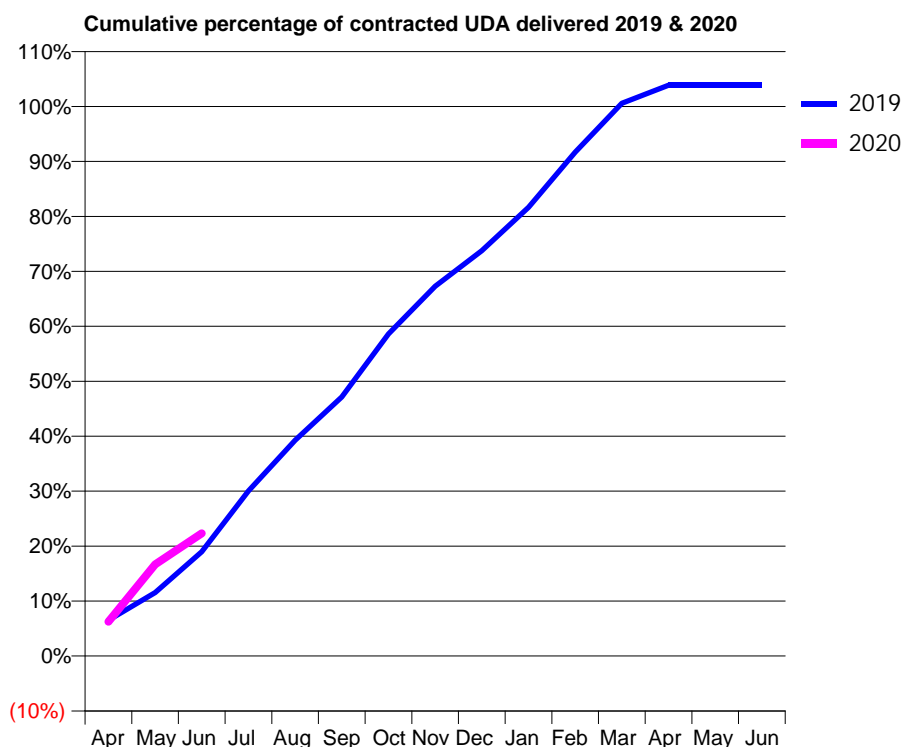
19/20 Contracted general activity (UDA)	3,994
Carry forward general activity (UDA)	0
19/20 Contracted orthodontic activity (UOA)	0
Carry forward orthodontic activity (UOA)	0
Baseline contract value	£135,068.26

ACCESS*

Patients seen in 24 months	Total	Change since previous quarter
Quarter ending June 2018	1,730	
Quarter ending September 2018	1,770	↑
Quarter ending December 2018	1,789	→
Quarter ending March 2019	1,790	→
Quarter ending June 2019	1,795	→
Variance since June 2018	3.8%	↑



ACTIVITY



Month	Adjusted Scheduled Activity (UDA)	
	2019	2020
April	260	250
May	462	666
June	758	892
July	1,199	
August	1,569	
September	1,883	
October	2,341	
November	2,687	
December	2,946	
January	3,261	
February	3,662	
March	4,017	
April	4,149	
May	4,149	
June	4,149	

QUALITY

	Quantity	Base Number	Contract	AT	Region	England
% of FP17s for the same patient ID Re-attending within 3 months - Children	10	135	7.4%	10.2%	11.9%	11.4%
% of FP17s for the same patient ID Re-attending within 3 months - Adults	42	359	11.7%	15.5%	17.2%	15.4%
% of FP17s for the same patient ID Re-attending between 3 & 9 months - Children	65	135	48.1%	50.1%	49.8%	59.8%
% of FP17s for the same patient ID Re-attending between 3 & 9 months - Adults	178	359	49.6%	39.4%	39.5%	52.1%
% of FP17s for Band 1 Urgent Courses	19	438	4.3%	10.5%	11.2%	9.2%
% of FP17s Relating to Free Repair or Replacements	0	438	0.0%	0.6%	0.5%	0.7%
% of FP17s Relating to Continuations	4	438	0.9%	0.8%	0.7%	0.8%
% of Patients satisfied with the dentistry they have received	2	2	N/A	91.0%	90.6%	93.4%
% of Patients satisfied with the time they had to wait for an appointment	2	2	N/A	87.1%	83.8%	87.6%

* This is based on patients treated on this contract for their most recent course of treatment. Figures in italics indicate the base number of FP17s or Patient Questionnaire responses are less than 100. N/A is shown where the base number of responses is less than 10 during the period. % is calculated as Quantity/Base number*100

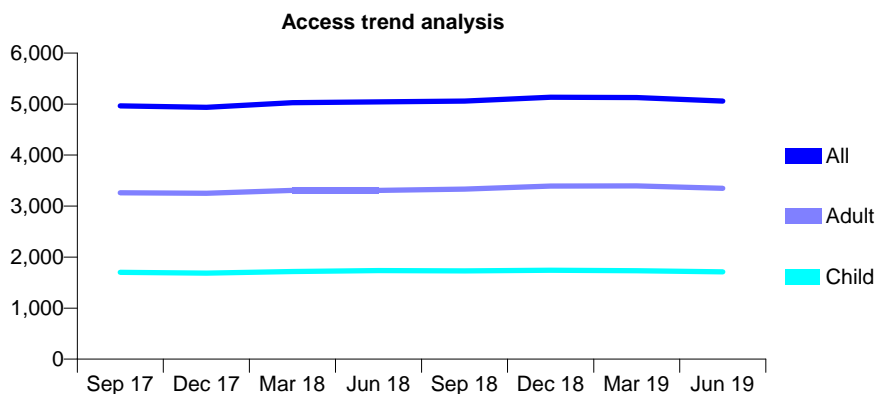
Q63 - Vital Signs At a Glance Contract Report for 110337/0002 - June 2019

Name or company name	Groves Dental Centre
Contract type name	GDS Contract
Purpose of contract	General
Contract start date	01/01/2012
Contract end date	

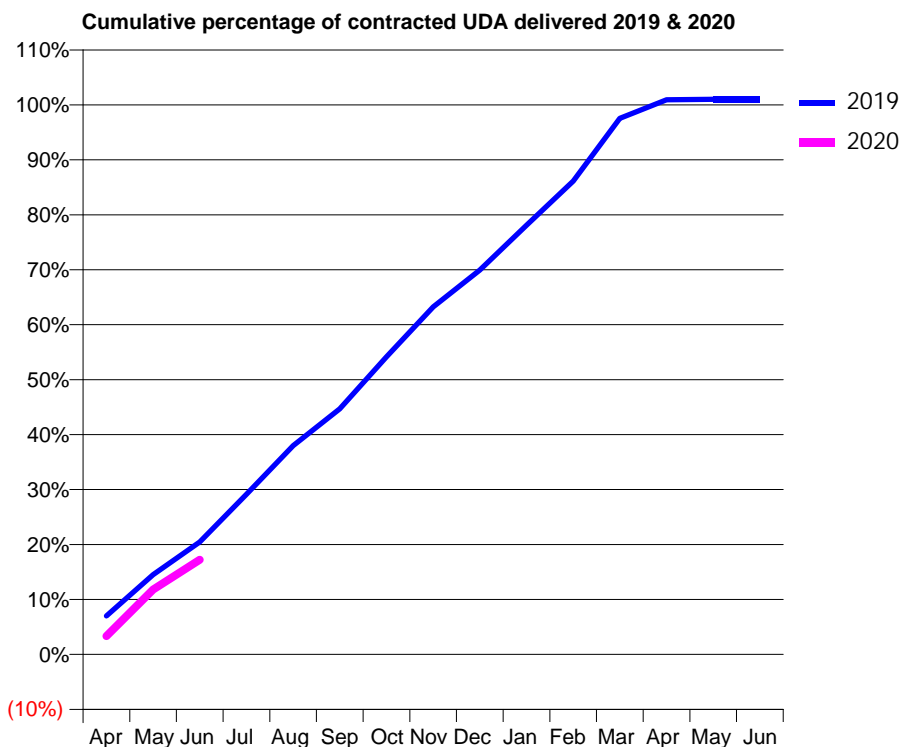
19/20 Contracted general activity (UDA)	13,000
Carry forward general activity (UDA)	0
19/20 Contracted orthodontic activity (UOA)	0
Carry forward orthodontic activity (UOA)	0
Baseline contract value	£337,362.64

ACCESS*

Patients seen in 24 months	Total	Change since previous quarter
Quarter ending June 2018	5,044	
Quarter ending September 2018	5,061	→
Quarter ending December 2018	5,133	→
Quarter ending March 2019	5,129	→
Quarter ending June 2019	5,058	↓
Variance since June 2018	0.3%	→



ACTIVITY



Month	Adjusted Scheduled Activity (UDA)	
	2019	2020
April	909	435
May	1,889	1,536
June	2,660	2,239
July	3,786	
August	4,940	
September	5,810	
October	7,041	
November	8,224	
December	9,089	
January	10,153	
February	11,198	
March	12,680	
April	13,117	
May	13,131	
June	13,132	

QUALITY

	Quantity	Base Number	Contract	AT	Region	England
% of FP17s for the same patient ID Re-attending within 3 months - Children	70	690	10.1%	10.2%	11.9%	11.4%
% of FP17s for the same patient ID Re-attending within 3 months - Adults	85	994	8.6%	15.5%	17.2%	15.4%
% of FP17s for the same patient ID Re-attending between 3 & 9 months - Children	503	690	72.9%	50.1%	49.8%	59.8%
% of FP17s for the same patient ID Re-attending between 3 & 9 months - Adults	687	994	69.1%	39.4%	39.5%	52.1%
% of FP17s for Band 1 Urgent Courses	79	1,400	5.6%	10.5%	11.2%	9.2%
% of FP17s Relating to Free Repair or Replacements	3	1,400	0.2%	0.6%	0.5%	0.7%
% of FP17s Relating to Continuations	1	1,400	0.1%	0.8%	0.7%	0.8%
% of Patients satisfied with the dentistry they have received	0	0	N/A	91.0%	90.6%	93.4%
% of Patients satisfied with the time they had to wait for an appointment	0	0	N/A	87.1%	83.8%	87.6%

* This is based on patients treated on this contract for their most recent course of treatment. Figures in italics indicate the base number of FP17s or Patient Questionnaire responses are less than 100. N/A is shown where the base number of responses is less than 10 during the period. % is calculated as Quantity/Base number*100

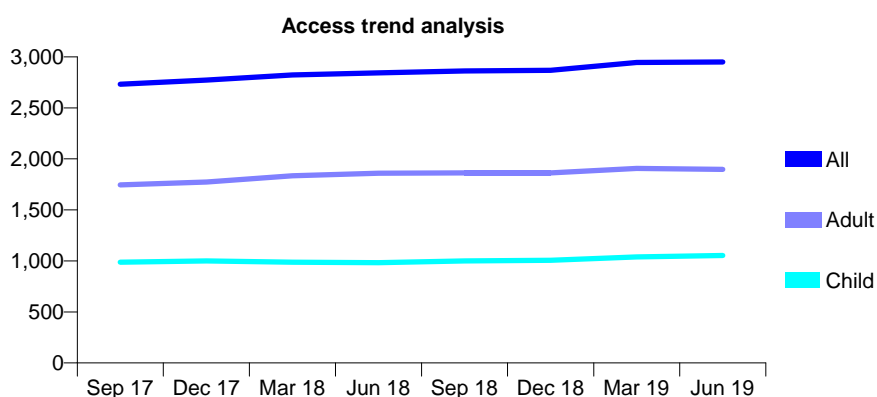
Q63 - Vital Signs At a Glance Contract Report for 111996/0001 - June 2019

Name or company name	Lillywhite Dental Practice
Contract type name	GDS Contract
Purpose of contract	General
Contract start date	16/03/2010
Contract end date	

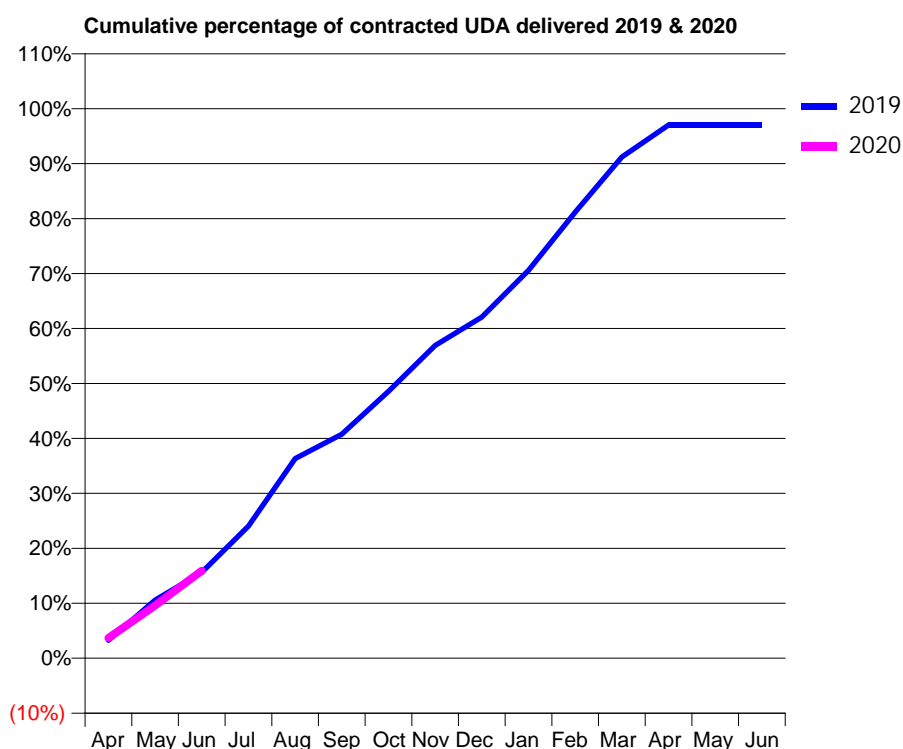
19/20 Contracted general activity (UDA)	8,548
Carry forward general activity (UDA)	0
19/20 Contracted orthodontic activity (UOA)	0
Carry forward orthodontic activity (UOA)	0
Baseline contract value	£235,062.65

ACCESS*

Patients seen in 24 months	Total	Change since previous quarter
Quarter ending June 2018	2,843	
Quarter ending September 2018	2,862	→
Quarter ending December 2018	2,869	→
Quarter ending March 2019	2,945	↑
Quarter ending June 2019	2,950	→
Variance since June 2018	3.8%	↑



ACTIVITY



Month	2019	2020
April	277	315
May	906	821
June	1,335	1,359
July	2,055	
August	3,107	
September	3,484	
October	4,151	
November	4,865	
December	5,305	
January	6,033	
February	6,939	
March	7,797	
April	8,294	
May	8,295	
June	8,295	

QUALITY

	Quantity	Base Number	Contract	AT	Region	England
% of FP17s for the same patient ID Re-attending within 3 months - Children	42	352	11.9%	10.2%	11.9%	11.4%
% of FP17s for the same patient ID Re-attending within 3 months - Adults	74	519	14.3%	15.5%	17.2%	15.4%
% of FP17s for the same patient ID Re-attending between 3 & 9 months - Children	221	352	62.8%	50.1%	49.8%	59.8%
% of FP17s for the same patient ID Re-attending between 3 & 9 months - Adults	287	519	55.3%	39.4%	39.5%	52.1%
% of FP17s for Band 1 Urgent Courses	71	702	10.1%	10.5%	11.2%	9.2%
% of FP17s Relating to Free Repair or Replacements	1	702	0.1%	0.6%	0.5%	0.7%
% of FP17s Relating to Continuations	0	702	0.0%	0.8%	0.7%	0.8%
% of Patients satisfied with the dentistry they have received	1	1	N/A	91.0%	90.6%	93.4%
% of Patients satisfied with the time they had to wait for an appointment	1	1	N/A	87.1%	83.8%	87.6%

* This is based on patients treated on this contract for their most recent course of treatment. Figures in italics indicate the base number of FP17s or Patient Questionnaire responses are less than 100. N/A is shown where the base number of responses is less than 10 during the period. % is calculated as Quantity/Base number*100

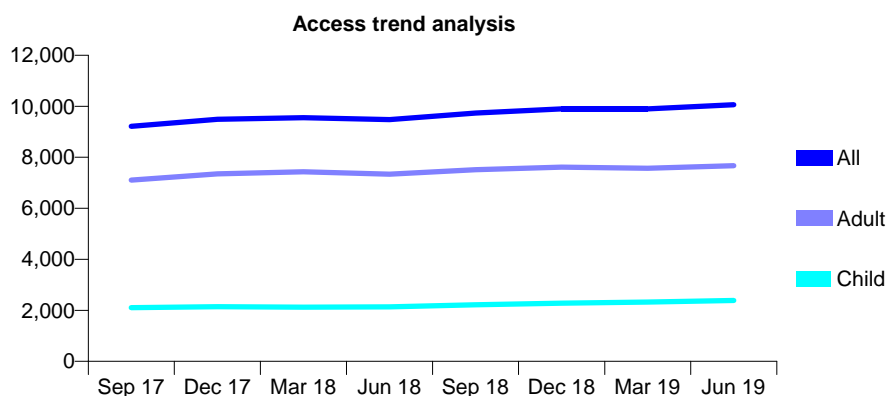
Q63 - Vital Signs At a Glance Contract Report for 112054/0001 - June 2019

Name or company name	Mr J Ginty and Mr Rumit Desai
Contract type name	GDS Contract
Purpose of contract	General
Contract start date	01/05/2015
Contract end date	

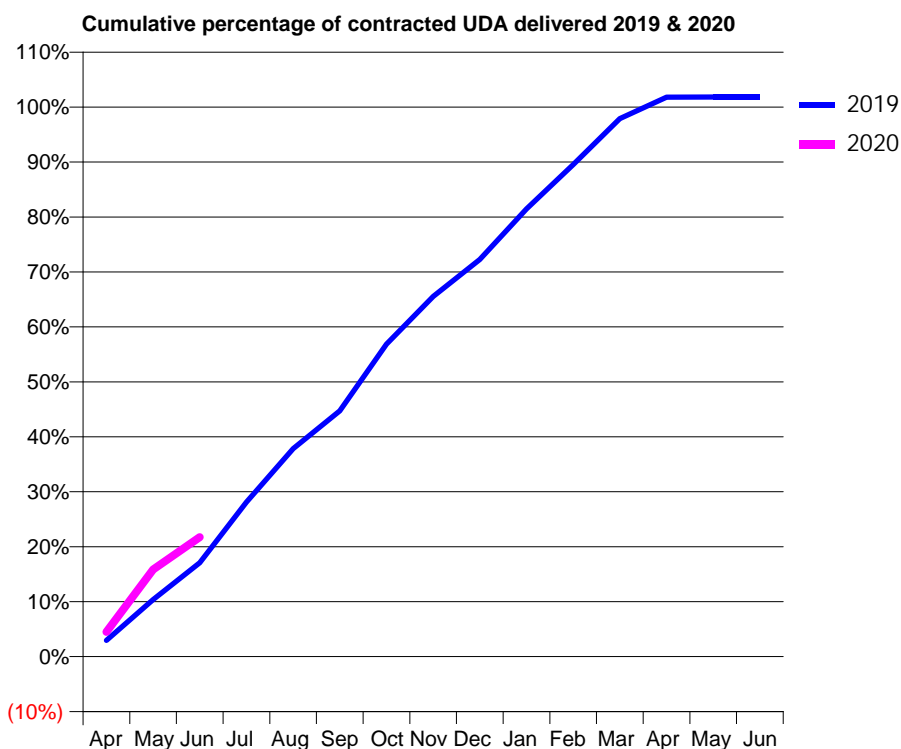
19/20 Contracted general activity (UDA)	19,545
Carry forward general activity (UDA)	0
19/20 Contracted orthodontic activity (UOA)	0
Carry forward orthodontic activity (UOA)	0
Baseline contract value	£627,424.63

ACCESS*

Patients seen in 24 months	Total	Change since previous quarter
Quarter ending June 2018	9,477	
Quarter ending September 2018	9,734	↑
Quarter ending December 2018	9,896	→
Quarter ending March 2019	9,894	→
Quarter ending June 2019	10,061	→
Variance since June 2018	6.2%	↑



ACTIVITY



Month	Adjusted Scheduled Activity (UDA)	
	2019	2020
April	575	880
May	2,032	3,101
June	3,343	4,249
July	5,495	
August	7,396	
September	8,737	
October	11,114	
November	12,810	
December	14,125	
January	15,925	
February	17,499	
March	19,137	
April	19,892	
May	19,905	
June	19,905	

QUALITY

	Quantity	Base Number	Contract	AT	Region	England
% of FP17s for the same patient ID Re-attending within 3 months - Children	41	673	6.1%	10.2%	11.9%	11.4%
% of FP17s for the same patient ID Re-attending within 3 months - Adults	204	1,688	12.1%	15.5%	17.2%	15.4%
% of FP17s for the same patient ID Re-attending between 3 & 9 months - Children	278	673	41.3%	50.1%	49.8%	59.8%
% of FP17s for the same patient ID Re-attending between 3 & 9 months - Adults	532	1,688	31.5%	39.4%	39.5%	52.1%
% of FP17s for Band 1 Urgent Courses	199	1,987	10.0%	10.5%	11.2%	9.2%
% of FP17s Relating to Free Repair or Replacements	3	1,987	0.2%	0.6%	0.5%	0.7%
% of FP17s Relating to Continuations	14	1,987	0.7%	0.8%	0.7%	0.8%
% of Patients satisfied with the dentistry they have received	1	1	N/A	91.0%	90.6%	93.4%
% of Patients satisfied with the time they had to wait for an appointment	1	1	N/A	87.1%	83.8%	87.6%

* This is based on patients treated on this contract for their most recent course of treatment. Figures in italics indicate the base number of FP17s or Patient Questionnaire responses are less than 100. N/A is shown where the base number of responses is less than 10 during the period. % is calculated as Quantity/Base number*100

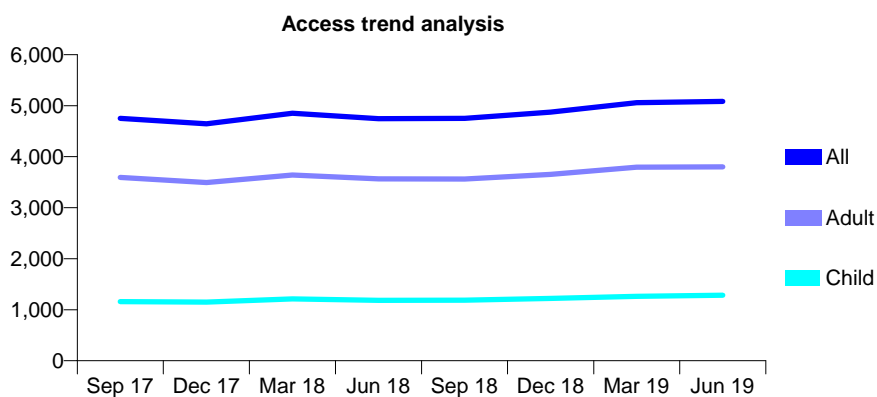
Q63 - Vital Signs At a Glance Contract Report for 112712/0001 - June 2019

Name or company name	Ebrahim Zadeh Saadat and Tabrizi Hosseir
Contract type name	GDS Contract
Purpose of contract	General
Contract start date	01/03/2009
Contract end date	

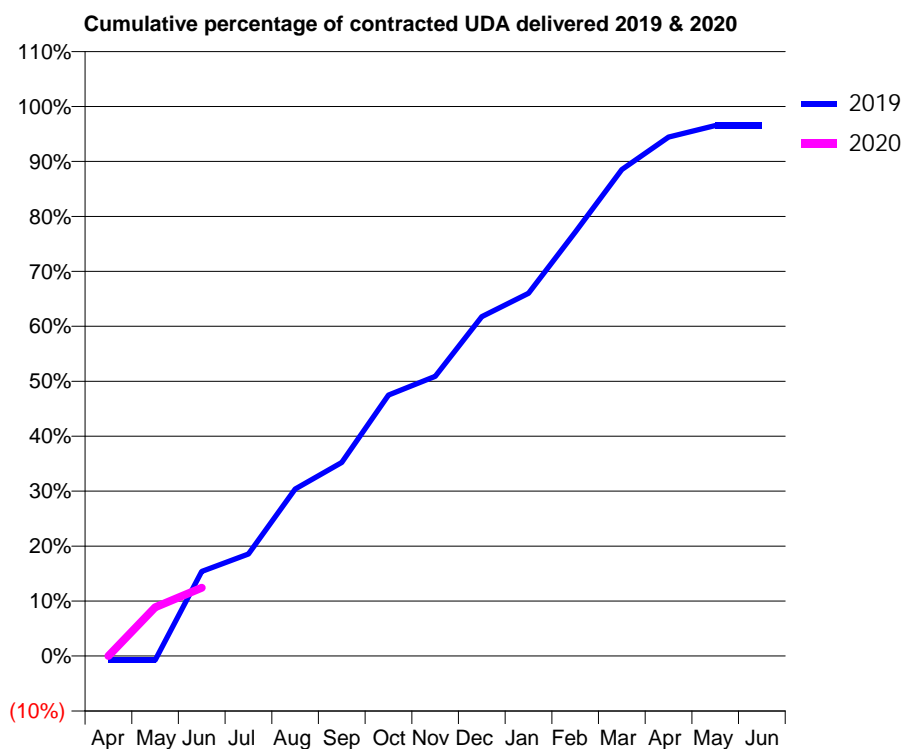
19/20 Contracted general activity (UDA)	16,200
Carry forward general activity (UDA)	0
19/20 Contracted orthodontic activity (UOA)	0
Carry forward orthodontic activity (UOA)	0
Baseline contract value	£398,951.57

ACCESS*

Patients seen in 24 months	Total	Change since previous quarter
Quarter ending June 2018	4,747	
Quarter ending September 2018	4,751	→
Quarter ending December 2018	4,874	↑
Quarter ending March 2019	5,060	↑
Quarter ending June 2019	5,083	→
Variance since June 2018	7.1%	↑



ACTIVITY



Month	Adjusted Scheduled Activity (UDA)	
	2019	2020
April	-123	0
May	-123	1,436
June	2,494	2,010
July	3,010	
August	4,923	
September	5,705	
October	7,691	
November	8,244	
December	10,003	
January	10,692	
February	12,494	
March	14,338	
April	15,300	
May	15,638	
June	15,638	

QUALITY

	Quantity	Base Number	Contract	AT	Region	England
% of FP17s for the same patient ID Re-attending within 3 months - Children	21	322	6.5%	10.2%	11.9%	11.4%
% of FP17s for the same patient ID Re-attending within 3 months - Adults	144	915	15.7%	15.5%	17.2%	15.4%
% of FP17s for the same patient ID Re-attending between 3 & 9 months - Children	122	322	37.9%	50.1%	49.8%	59.8%
% of FP17s for the same patient ID Re-attending between 3 & 9 months - Adults	331	915	36.2%	39.4%	39.5%	52.1%
% of FP17s for Band 1 Urgent Courses	112	806	13.9%	10.5%	11.2%	9.2%
% of FP17s Relating to Free Repair or Replacements	0	806	0.0%	0.6%	0.5%	0.7%
% of FP17s Relating to Continuations	6	806	0.7%	0.8%	0.7%	0.8%
% of Patients satisfied with the dentistry they have received	1	2	N/A	91.0%	90.6%	93.4%
% of Patients satisfied with the time they had to wait for an appointment	1	2	N/A	87.1%	83.8%	87.6%

* This is based on patients treated on this contract for their most recent course of treatment. Figures in italics indicate the base number of FP17s or Patient Questionnaire responses are less than 100. N/A is shown where the base number of responses is less than 10 during the period. % is calculated as Quantity/Base number*100

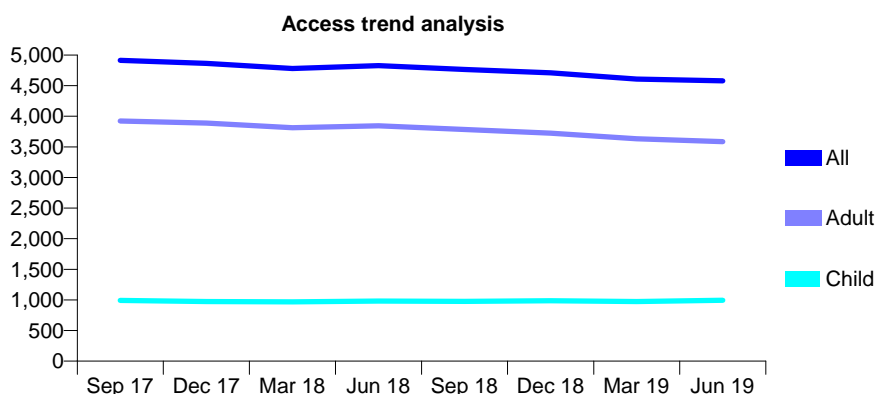
Q63 - Vital Signs At a Glance Contract Report for 113271/0001 - June 2019

Name or company name	Amritpal Marway & Divyash Patel
Contract type name	GDS Contract
Purpose of contract	General
Contract start date	01/09/2013
Contract end date	

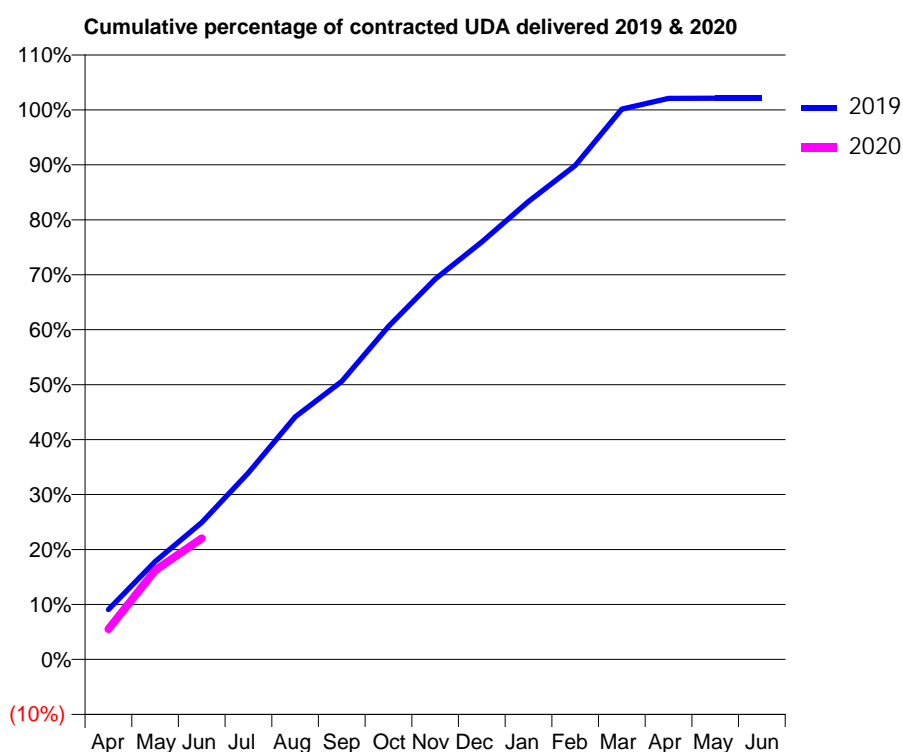
19/20 Contracted general activity (UDA)	11,125
Carry forward general activity (UDA)	0
19/20 Contracted orthodontic activity (UOA)	0
Carry forward orthodontic activity (UOA)	0
Baseline contract value	£686,255.71

ACCESS*

Patients seen in 24 months	Total	Change since previous quarter
Quarter ending June 2018	4,826	
Quarter ending September 2018	4,763	↓
Quarter ending December 2018	4,710	↓
Quarter ending March 2019	4,606	↓
Quarter ending June 2019	4,579	→
Variance since June 2018	(5.1%)	↓



ACTIVITY



Month	2019	2020
April	1,007	614
May	1,982	1,803
June	2,771	2,451
July	3,780	
August	4,909	
September	5,631	
October	6,741	
November	7,700	
December	8,453	
January	9,268	
February	9,998	
March	11,141	
April	11,357	
May	11,362	
June	11,362	

QUALITY

	Quantity	Base Number	Contract	AT	Region	England
% of FP17s for the same patient ID Re-attending within 3 months - Children	17	257	6.6%	10.2%	11.9%	11.4%
% of FP17s for the same patient ID Re-attending within 3 months - Adults	76	690	11.0%	15.5%	17.2%	15.4%
% of FP17s for the same patient ID Re-attending between 3 & 9 months - Children	89	257	34.6%	50.1%	49.8%	59.8%
% of FP17s for the same patient ID Re-attending between 3 & 9 months - Adults	132	690	19.1%	39.4%	39.5%	52.1%
% of FP17s for Band 1 Urgent Courses	12	734	1.6%	10.5%	11.2%	9.2%
% of FP17s Relating to Free Repair or Replacements	19	734	2.6%	0.6%	0.5%	0.7%
% of FP17s Relating to Continuations	23	734	3.1%	0.8%	0.7%	0.8%
% of Patients satisfied with the dentistry they have received	1	2	N/A	91.0%	90.6%	93.4%
% of Patients satisfied with the time they had to wait for an appointment	2	2	N/A	87.1%	83.8%	87.6%

* This is based on patients treated on this contract for their most recent course of treatment. Figures in italics indicate the base number of FP17s or Patient Questionnaire responses are less than 100. N/A is shown where the base number of responses is less than 10 during the period. % is calculated as Quantity/Base number*100

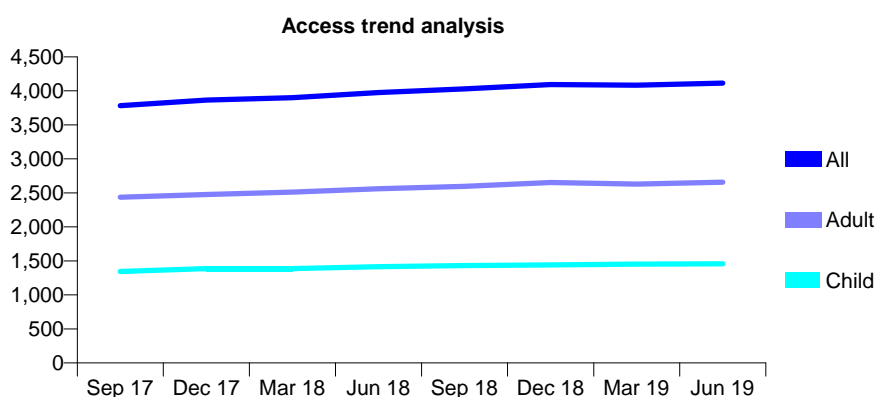
Q63 - Vital Signs At a Glance Contract Report for 113751/0001 - June 2019

Name or company name	JH Patel & Partners
Contract type name	GDS Contract
Purpose of contract	General
Contract start date	01/05/2006
Contract end date	

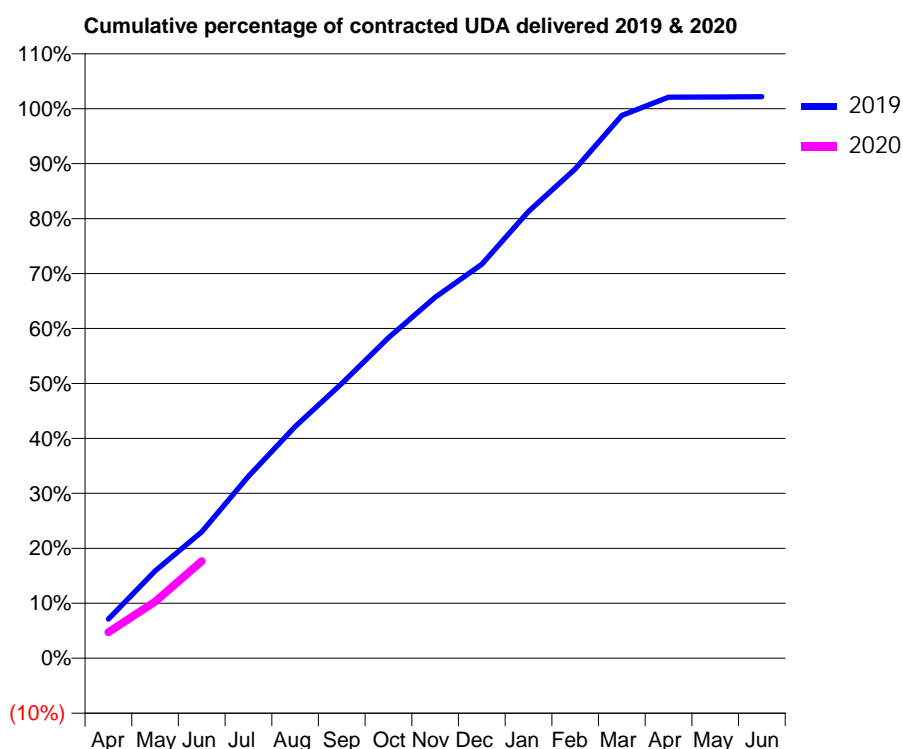
19/20 Contracted general activity (UDA)	10,421
Carry forward general activity (UDA)	0
19/20 Contracted orthodontic activity (UOA)	0
Carry forward orthodontic activity (UOA)	0
Baseline contract value	£267,829.36

ACCESS*

Patients seen in 24 months	Total	Change since previous quarter
Quarter ending June 2018	3,976	
Quarter ending September 2018	4,030	→
Quarter ending December 2018	4,093	→
Quarter ending March 2019	4,084	→
Quarter ending June 2019	4,115	→
Variance since June 2018	3.5%	↑



ACTIVITY



Adjusted Scheduled Activity (UDA)		
Month	2019	2020
April	743	494
May	1,656	1,074
June	2,395	1,842
July	3,448	
August	4,393	
September	5,210	
October	6,077	
November	6,843	
December	7,471	
January	8,473	
February	9,279	
March	10,292	
April	10,638	
May	10,642	
June	10,647	

QUALITY

	Quantity	Base Number	Contract	AT	Region	England
% of FP17s for the same patient ID Re-attending within 3 months - Children	37	468	7.9%	10.2%	11.9%	11.4%
% of FP17s for the same patient ID Re-attending within 3 months - Adults	147	799	18.4%	15.5%	17.2%	15.4%
% of FP17s for the same patient ID Re-attending between 3 & 9 months - Children	253	468	54.1%	50.1%	49.8%	59.8%
% of FP17s for the same patient ID Re-attending between 3 & 9 months - Adults	383	799	47.9%	39.4%	39.5%	52.1%
% of FP17s for Band 1 Urgent Courses	92	876	10.5%	10.5%	11.2%	9.2%
% of FP17s Relating to Free Repair or Replacements	2	876	0.2%	0.6%	0.5%	0.7%
% of FP17s Relating to Continuations	14	876	1.6%	0.8%	0.7%	0.8%
% of Patients satisfied with the dentistry they have received	0	0	N/A	91.0%	90.6%	93.4%
% of Patients satisfied with the time they had to wait for an appointment	0	0	N/A	87.1%	83.8%	87.6%

* This is based on patients treated on this contract for their most recent course of treatment.

Figures in italics indicate the base number of FP17s or Patient Questionnaire responses are less than 100. N/A is shown where the base number of responses is less than 10 during the period. % is calculated as Quantity/Base number*100

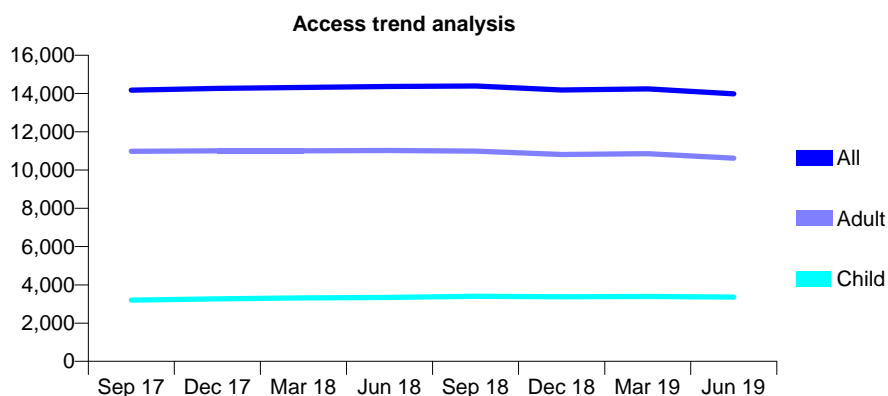
Q63 - Vital Signs At a Glance Contract Report for 114340/0001 - June 2019

Name or company name	Maxident Clinic Ltd.
Contract type name	GDS Contract
Purpose of contract	General
Contract start date	01/06/2012
Contract end date	

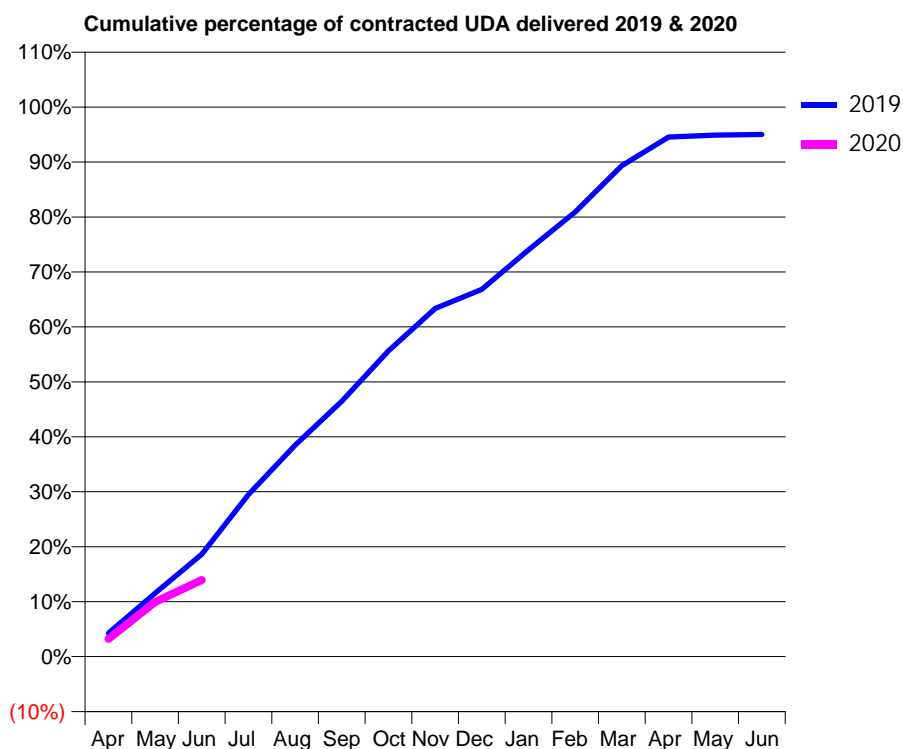
19/20 Contracted general activity (UDA)	41,609
Carry forward general activity (UDA)	0
19/20 Contracted orthodontic activity (UOA)	0
Carry forward orthodontic activity (UOA)	0
Baseline contract value	£1,087,792.54

ACCESS*

Patients seen in 24 months	Total	Change since previous quarter
Quarter ending June 2018	14,363	
Quarter ending September 2018	14,391	→
Quarter ending December 2018	14,185	↓
Quarter ending March 2019	14,244	→
Quarter ending June 2019	13,979	↓
Variance since June 2018	(2.7%)	↓



ACTIVITY



Month	Adjusted Scheduled Activity (UDA)	
	2019	2020
April	1,771	1,335
May	4,808	4,145
June	7,747	5,797
July	12,269	
August	16,017	
September	19,335	
October	23,144	
November	26,364	
December	27,805	
January	30,805	
February	33,666	
March	37,172	
April	39,348	
May	39,486	
June	39,537	

QUALITY

	Quantity	Base Number	Contract	AT	Region	England
% of FP17s for the same patient ID Re-attending within 3 months - Children	32	894	3.6%	10.2%	11.9%	11.4%
% of FP17s for the same patient ID Re-attending within 3 months - Adults	220	2,293	9.6%	15.5%	17.2%	15.4%
% of FP17s for the same patient ID Re-attending between 3 & 9 months - Children	452	894	50.6%	50.1%	49.8%	59.8%
% of FP17s for the same patient ID Re-attending between 3 & 9 months - Adults	936	2,293	40.8%	39.4%	39.5%	52.1%
% of FP17s for Band 1 Urgent Courses	226	2,421	9.3%	10.5%	11.2%	9.2%
% of FP17s Relating to Free Repair or Replacements	13	2,421	0.5%	0.6%	0.5%	0.7%
% of FP17s Relating to Continuations	21	2,421	0.9%	0.8%	0.7%	0.8%
% of Patients satisfied with the dentistry they have received	2	2	N/A	91.0%	90.6%	93.4%
% of Patients satisfied with the time they had to wait for an appointment	2	2	N/A	87.1%	83.8%	87.6%

* This is based on patients treated on this contract for their most recent course of treatment. Figures in italics indicate the base number of FP17s or Patient Questionnaire responses are less than 100. N/A is shown where the base number of responses is less than 10 during the period. % is calculated as Quantity/Base number*100

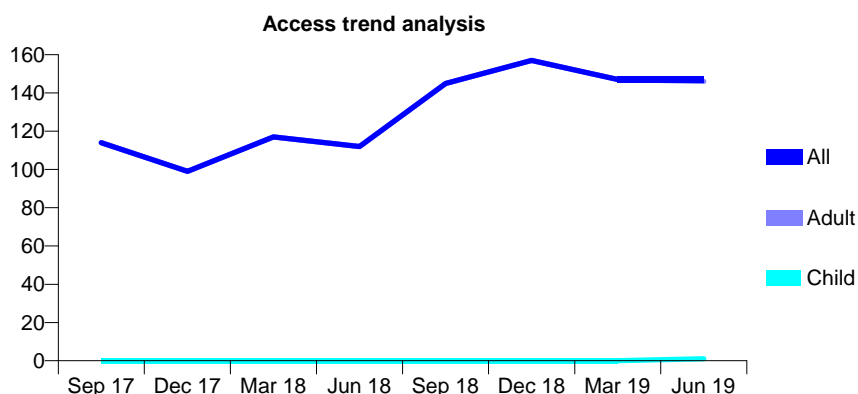
Q63 - Vital Signs At a Glance Contract Report for 114340/0002 - June 2019

Name or company name	Maxident Clinic Ltd.
Contract type name	PDS Contract
Purpose of contract	General
Contract start date	01/09/2012
Contract end date	31/03/2020

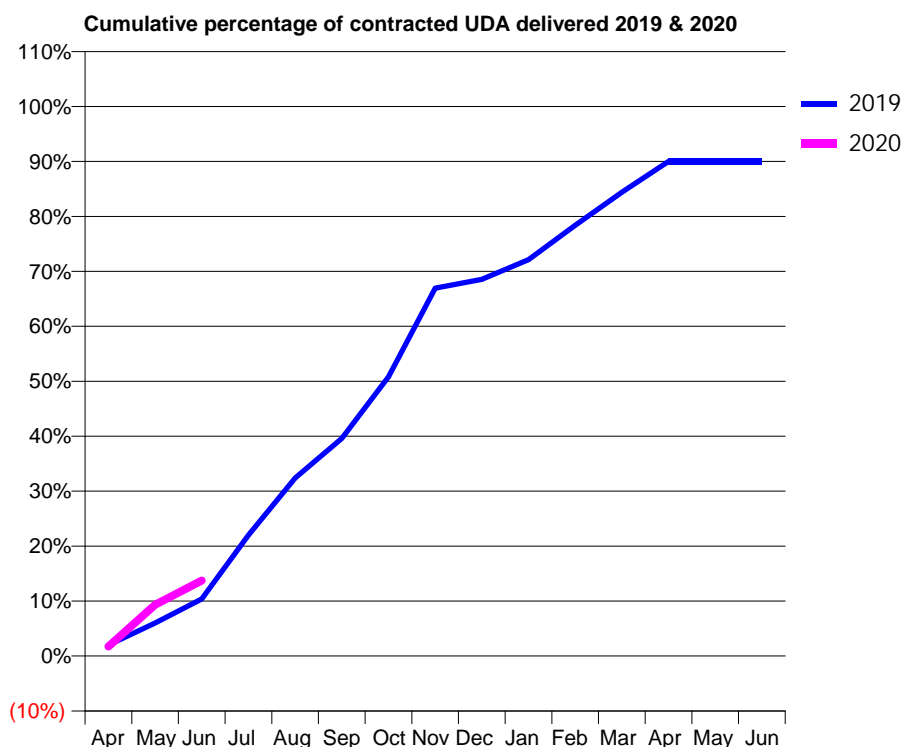
19/20 Contracted general activity (UDA)	750
Carry forward general activity (UDA)	0
19/20 Contracted orthodontic activity (UOA)	0
Carry forward orthodontic activity (UOA)	0
Baseline contract value	£40,242.45

ACCESS*

Patients seen in 24 months	Total	Change since previous quarter
Quarter ending June 2018	112	
Quarter ending September 2018	145	↑
Quarter ending December 2018	157	↑
Quarter ending March 2019	147	↓
Quarter ending June 2019	147	→
Variance since June 2018	31.3%	↑



ACTIVITY



Month	Adjusted Scheduled Activity (UDA)	
	2019	2020
April	15	13
May	45	70
June	78	103
July	165	
August	243	
September	297	
October	381	
November	502	
December	514	
January	541	
February	588	
March	633	
April	675	
May	675	
June	675	

QUALITY

	Quantity	Base Number	Contract	AT	Region	England
% of FP17s for the same patient ID Re-attending within 3 months - Children	0	1	0.0%	10.2%	11.9%	11.4%
% of FP17s for the same patient ID Re-attending within 3 months - Adults	0	30	0.0%	15.5%	17.2%	15.4%
% of FP17s for the same patient ID Re-attending between 3 & 9 months - Children	0	1	0.0%	50.1%	49.8%	59.8%
% of FP17s for the same patient ID Re-attending between 3 & 9 months - Adults	2	30	6.7%	39.4%	39.5%	52.1%
% of FP17s for Band 1 Urgent Courses	0	23	0.0%	10.5%	11.2%	9.2%
% of FP17s Relating to Free Repair or Replacements	0	23	0.0%	0.6%	0.5%	0.7%
% of FP17s Relating to Continuations	0	23	0.0%	0.8%	0.7%	0.8%
% of Patients satisfied with the dentistry they have received	0	0	N/A	91.0%	90.6%	93.4%
% of Patients satisfied with the time they had to wait for an appointment	0	0	N/A	87.1%	83.8%	87.6%

* This is based on patients treated on this contract for their most recent course of treatment. Figures in italics indicate the base number of FP17s or Patient Questionnaire responses are less than 100. N/A is shown where the base number of responses is less than 10 during the period. % is calculated as Quantity/Base number*100

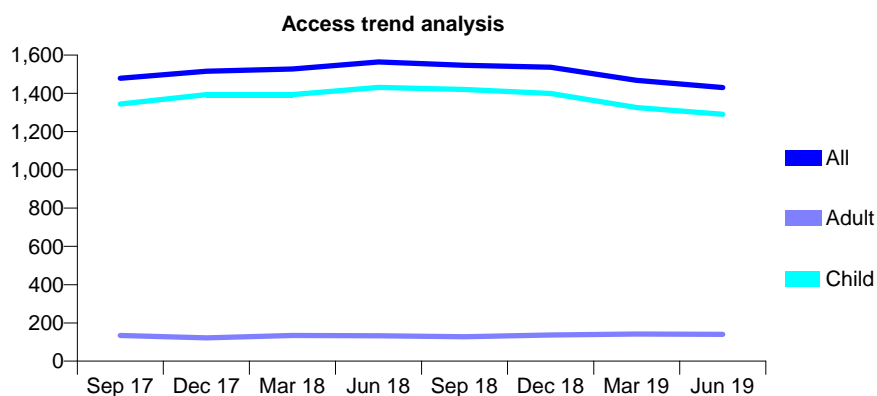
Q63 - Vital Signs At a Glance Contract Report for 114359/0001 - June 2019

Name or company name	Tradex Services Limited
Contract type name	GDS Contract
Purpose of contract	General
Contract start date	01/04/2009
Contract end date	

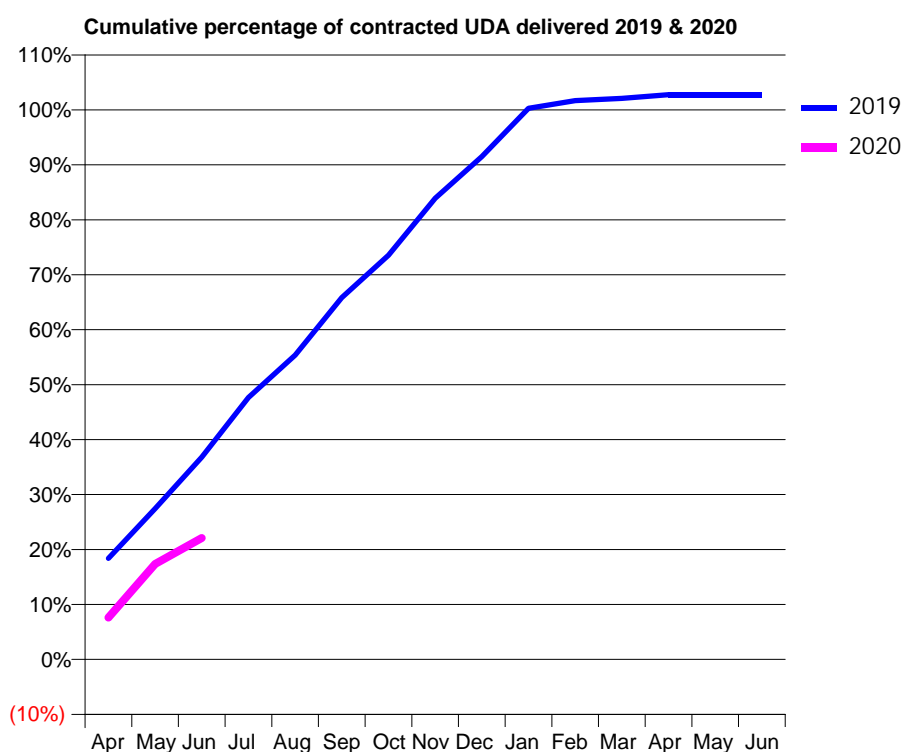
19/20 Contracted general activity (UDA)	2,400
Carry forward general activity (UDA)	0
19/20 Contracted orthodontic activity (UOA)	0
Carry forward orthodontic activity (UOA)	0
Baseline contract value	£52,605.07

ACCESS*

Patients seen in 24 months	Total	Change since previous quarter
Quarter ending June 2018	1,564	
Quarter ending September 2018	1,547	↓
Quarter ending December 2018	1,536	→
Quarter ending March 2019	1,468	↓
Quarter ending June 2019	1,430	↓
Variance since June 2018	(8.6%)	↓



ACTIVITY



Month	2019	2020
April	441	183
May	659	417
June	883	530
July	1,144	
August	1,329	
September	1,580	
October	1,765	
November	2,014	
December	2,196	
January	2,407	
February	2,440	
March	2,450	
April	2,466	
May	2,466	
June	2,466	

QUALITY

	Quantity	Base Number	Contract	AT	Region	England
% of FP17s for the same patient ID Re-attending within 3 months - Children	22	427	5.2%	10.2%	11.9%	11.4%
% of FP17s for the same patient ID Re-attending within 3 months - Adults	0	13	0.0%	15.5%	17.2%	15.4%
% of FP17s for the same patient ID Re-attending between 3 & 9 months - Children	205	427	48.0%	50.1%	49.8%	59.8%
% of FP17s for the same patient ID Re-attending between 3 & 9 months - Adults	5	13	38.5%	39.4%	39.5%	52.1%
% of FP17s for Band 1 Urgent Courses	0	428	0.0%	10.5%	11.2%	9.2%
% of FP17s Relating to Free Repair or Replacements	0	428	0.0%	0.6%	0.5%	0.7%
% of FP17s Relating to Continuations	0	428	0.0%	0.8%	0.7%	0.8%
% of Patients satisfied with the dentistry they have received	0	0	N/A	91.0%	90.6%	93.4%
% of Patients satisfied with the time they had to wait for an appointment	0	0	N/A	87.1%	83.8%	87.6%

* This is based on patients treated on this contract for their most recent course of treatment. Figures in italics indicate the base number of FP17s or Patient Questionnaire responses are less than 100. N/A is shown where the base number of responses is less than 10 during the period. % is calculated as Quantity/Base number*100

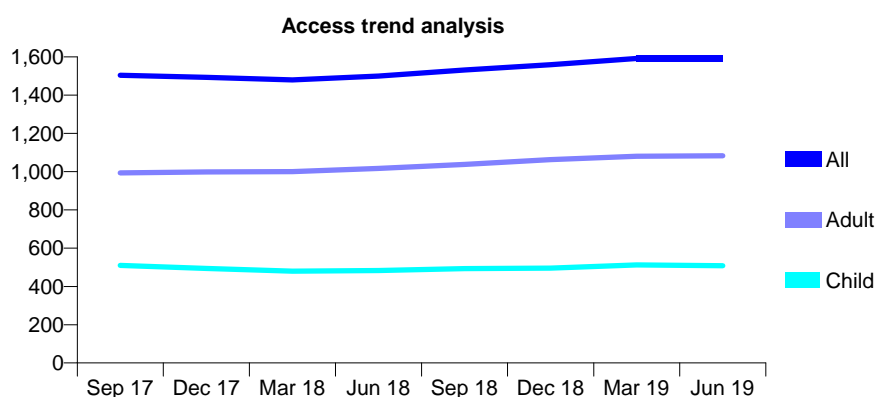
Q63 - Vital Signs At a Glance Contract Report for 114499/0001 - June 2019

Name or company name	Brakashini Thurai Sundaram
Contract type name	GDS Contract
Purpose of contract	General
Contract start date	03/08/2009
Contract end date	

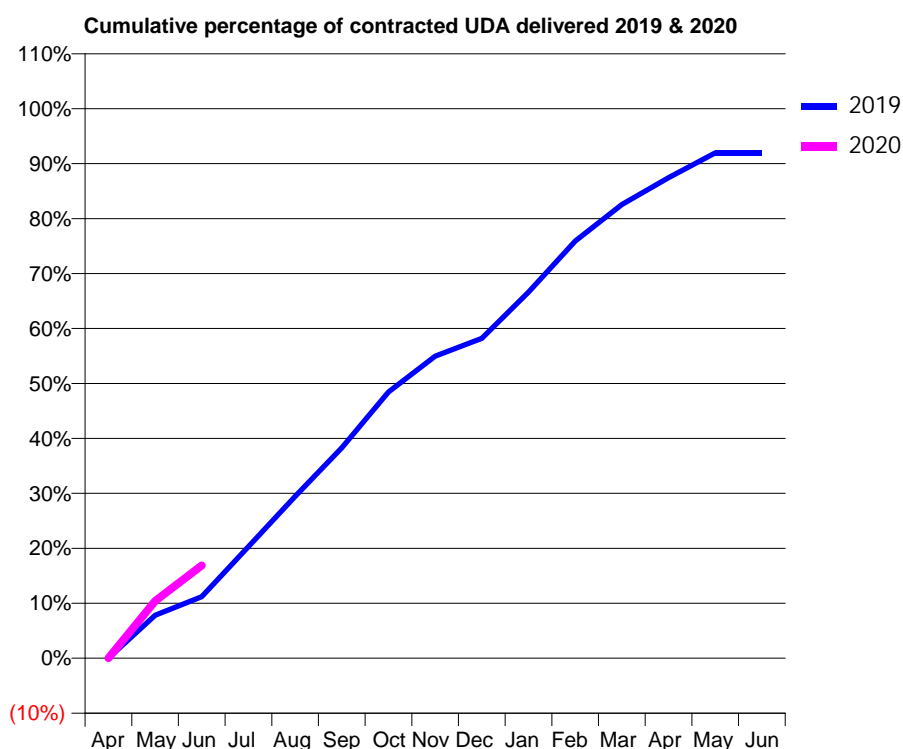
19/20 Contracted general activity (UDA)	5,716
Carry forward general activity (UDA)	0
19/20 Contracted orthodontic activity (UOA)	0
Carry forward orthodontic activity (UOA)	0
Baseline contract value	£166,595.61

ACCESS*

Patients seen in 24 months	Total	Change since previous quarter
Quarter ending June 2018	1,500	
Quarter ending September 2018	1,531	↑
Quarter ending December 2018	1,559	→
Quarter ending March 2019	1,592	↑
Quarter ending June 2019	1,591	→
Variance since June 2018	6.1%	↑



ACTIVITY



Month	2019	2020
April	0	0
May	447	596
June	640	965
July	1,161	
August	1,683	
September	2,188	
October	2,770	
November	3,142	
December	3,327	
January	3,808	
February	4,339	
March	4,718	
April	4,998	
May	5,256	
June	5,256	

QUALITY

	Quantity	Base Number	Contract	AT	Region	England
% of FP17s for the same patient ID Re-attending within 3 months - Children	12	183	6.6%	10.2%	11.9%	11.4%
% of FP17s for the same patient ID Re-attending within 3 months - Adults	90	456	19.7%	15.5%	17.2%	15.4%
% of FP17s for the same patient ID Re-attending between 3 & 9 months - Children	112	183	61.2%	50.1%	49.8%	59.8%
% of FP17s for the same patient ID Re-attending between 3 & 9 months - Adults	247	456	54.2%	39.4%	39.5%	52.1%
% of FP17s for Band 1 Urgent Courses	53	420	12.6%	10.5%	11.2%	9.2%
% of FP17s Relating to Free Repair or Replacements	4	420	1.0%	0.6%	0.5%	0.7%
% of FP17s Relating to Continuations	4	420	1.0%	0.8%	0.7%	0.8%
% of Patients satisfied with the dentistry they have received	0	0	N/A	91.0%	90.6%	93.4%
% of Patients satisfied with the time they had to wait for an appointment	0	0	N/A	87.1%	83.8%	87.6%

* This is based on patients treated on this contract for their most recent course of treatment.

Figures in italics indicate the base number of FP17s or Patient Questionnaire responses are less than 100. N/A is shown where the base number of responses is less than 10 during the period. % is calculated as Quantity/Base number*100

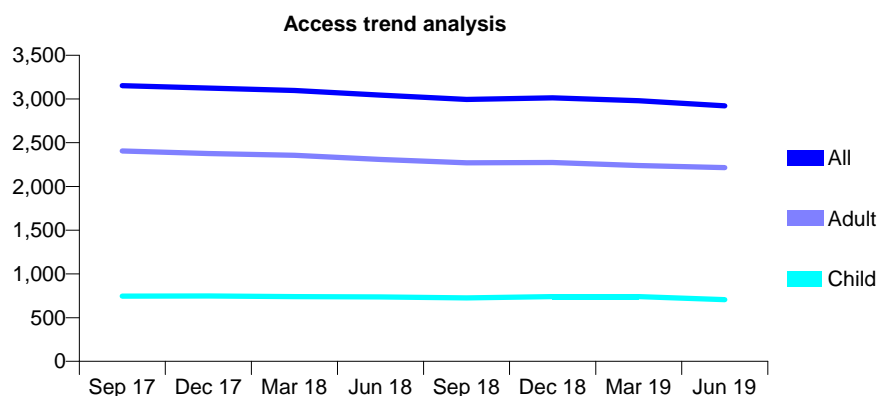
Q63 - Vital Signs At a Glance Contract Report for 115428/0001 - June 2019

Name or company name	S Cowley, R Ingham and J Angelo
Contract type name	GDS Contract
Purpose of contract	General
Contract start date	01/11/2013
Contract end date	

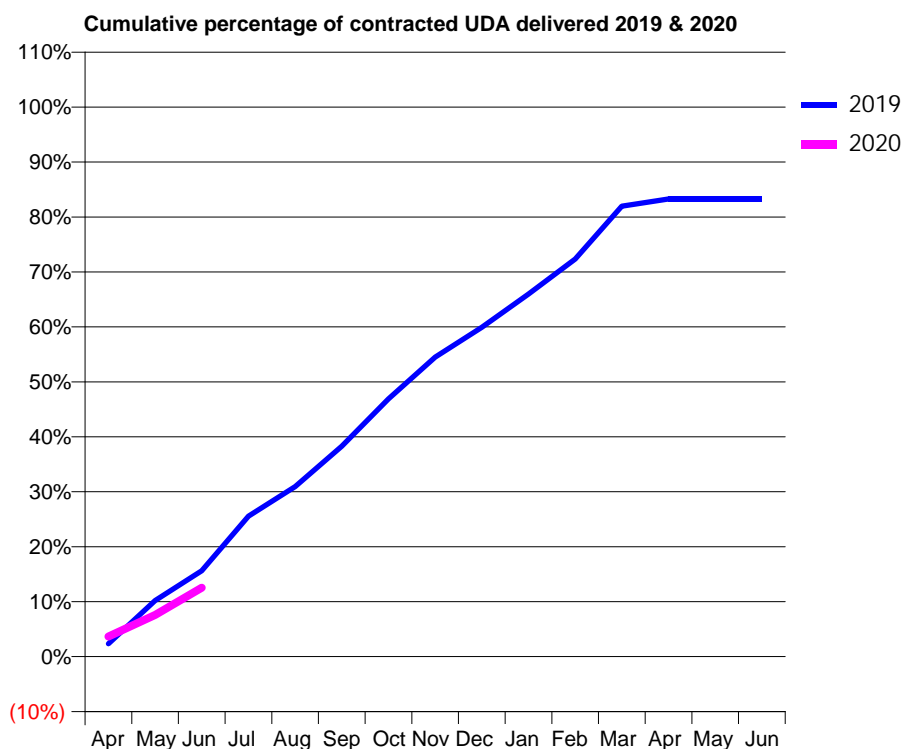
19/20 Contracted general activity (UDA)	10,504
Carry forward general activity (UDA)	0
19/20 Contracted orthodontic activity (UOA)	0
Carry forward orthodontic activity (UOA)	0
Baseline contract value	£362,334.94

ACCESS*

Patients seen in 24 months	Total	Change since previous quarter
Quarter ending June 2018	3,045	
Quarter ending September 2018	2,995	↓
Quarter ending December 2018	3,013	→
Quarter ending March 2019	2,981	↓
Quarter ending June 2019	2,921	↓
Variance since June 2018	(4.1%)	↓



ACTIVITY



Month	Adjusted Scheduled Activity (UDA)	
	2019	2020
April	246	383
May	1,071	797
June	1,642	1,315
July	2,684	
August	3,252	
September	4,020	
October	4,925	
November	5,723	
December	6,294	
January	6,930	
February	7,599	
March	8,608	
April	8,748	
May	8,748	
June	8,748	

QUALITY

	Quantity	Base Number	Contract	AT	Region	England
% of FP17s for the same patient ID Re-attending within 3 months - Children	5	134	3.7%	10.2%	11.9%	11.4%
% of FP17s for the same patient ID Re-attending within 3 months - Adults	47	321	14.6%	15.5%	17.2%	15.4%
% of FP17s for the same patient ID Re-attending between 3 & 9 months - Children	62	134	46.3%	50.1%	49.8%	59.8%
% of FP17s for the same patient ID Re-attending between 3 & 9 months - Adults	102	321	31.8%	39.4%	39.5%	52.1%
% of FP17s for Band 1 Urgent Courses	47	406	11.6%	10.5%	11.2%	9.2%
% of FP17s Relating to Free Repair or Replacements	0	406	0.0%	0.6%	0.5%	0.7%
% of FP17s Relating to Continuations	2	406	0.5%	0.8%	0.7%	0.8%
% of Patients satisfied with the dentistry they have received	0	0	N/A	91.0%	90.6%	93.4%
% of Patients satisfied with the time they had to wait for an appointment	0	0	N/A	87.1%	83.8%	87.6%

* This is based on patients treated on this contract for their most recent course of treatment. Figures in italics indicate the base number of FP17s or Patient Questionnaire responses are less than 100. N/A is shown where the base number of responses is less than 10 during the period. % is calculated as Quantity/Base number*100

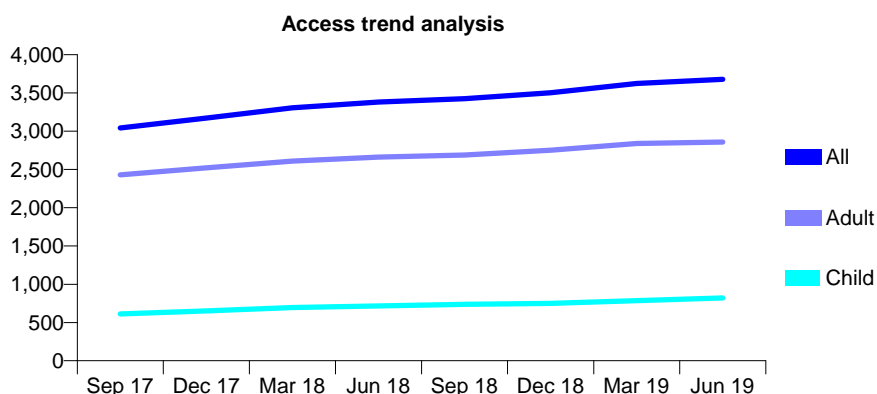
Q63 - Vital Signs At a Glance Contract Report for 115630/0001 - June 2019

Name or company name	Birwood Dental Care Ltd
Contract type name	GDS Contract
Purpose of contract	General
Contract start date	01/08/2011
Contract end date	

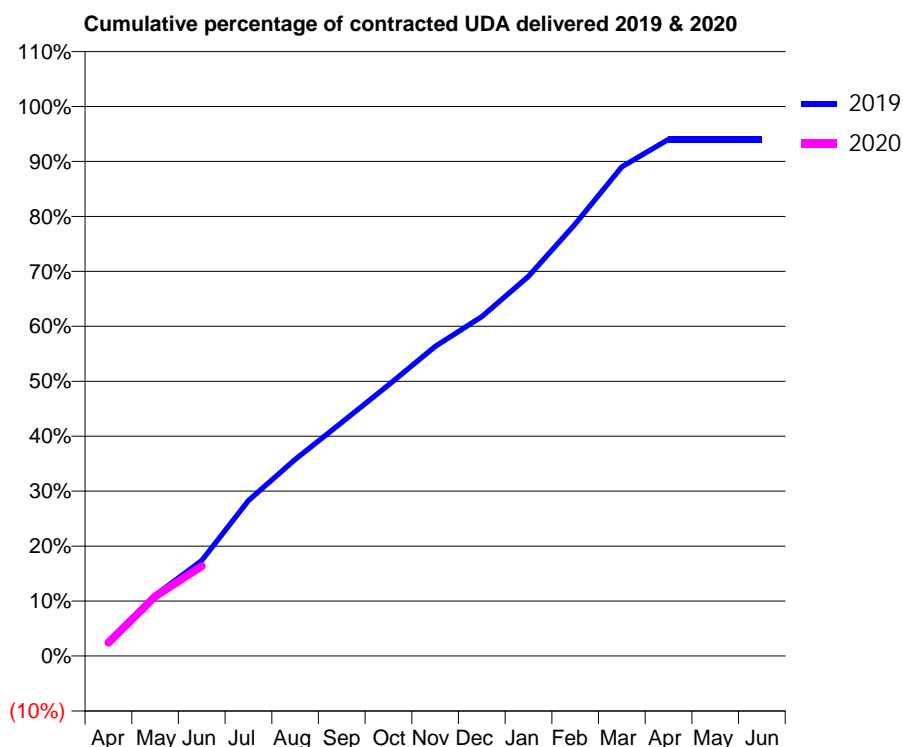
19/20 Contracted general activity (UDA)	9,347
Carry forward general activity (UDA)	0
19/20 Contracted orthodontic activity (UOA)	0
Carry forward orthodontic activity (UOA)	0
Baseline contract value	£217,222.52

ACCESS*

Patients seen in 24 months	Total	Change since previous quarter
Quarter ending June 2018	3,381	
Quarter ending September 2018	3,424	→
Quarter ending December 2018	3,502	↑
Quarter ending March 2019	3,625	↑
Quarter ending June 2019	3,679	→
Variance since June 2018	8.8%	↑



ACTIVITY



Month	Adjusted Scheduled Activity (UDA)	
	2019	2020
April	212	228
May	1,034	1,015
June	1,622	1,527
July	2,646	
August	3,344	
September	3,973	
October	4,611	
November	5,266	
December	5,772	
January	6,459	
February	7,347	
March	8,322	
April	8,789	
May	8,789	
June	8,789	

QUALITY

	Quantity	Base Number	Contract	AT	Region	England
% of FP17s for the same patient ID Re-attending within 3 months - Children	16	285	5.6%	10.2%	11.9%	11.4%
% of FP17s for the same patient ID Re-attending within 3 months - Adults	119	864	13.8%	15.5%	17.2%	15.4%
% of FP17s for the same patient ID Re-attending between 3 & 9 months - Children	151	285	53.0%	50.1%	49.8%	59.8%
% of FP17s for the same patient ID Re-attending between 3 & 9 months - Adults	364	864	42.1%	39.4%	39.5%	52.1%
% of FP17s for Band 1 Urgent Courses	99	934	10.6%	10.5%	11.2%	9.2%
% of FP17s Relating to Free Repair or Replacements	0	934	0.0%	0.6%	0.5%	0.7%
% of FP17s Relating to Continuations	5	934	0.5%	0.8%	0.7%	0.8%
% of Patients satisfied with the dentistry they have received	1	1	N/A	91.0%	90.6%	93.4%
% of Patients satisfied with the time they had to wait for an appointment	1	1	N/A	87.1%	83.8%	87.6%

* This is based on patients treated on this contract for their most recent course of treatment. Figures in italics indicate the base number of FP17s or Patient Questionnaire responses are less than 100. N/A is shown where the base number of responses is less than 10 during the period. % is calculated as Quantity/Base number*100

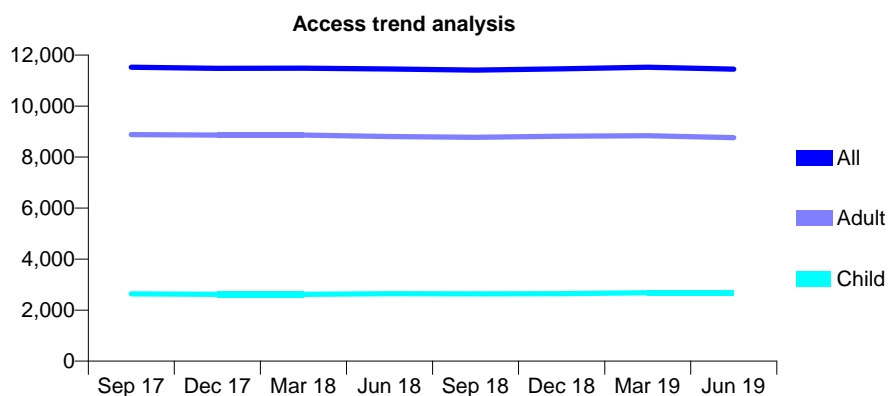
Q63 - Vital Signs At a Glance Contract Report for 115681/0001 - June 2019

Name or company name	Bateman, Knight & McConnell
Contract type name	GDS Contract
Purpose of contract	General
Contract start date	01/04/2008
Contract end date	

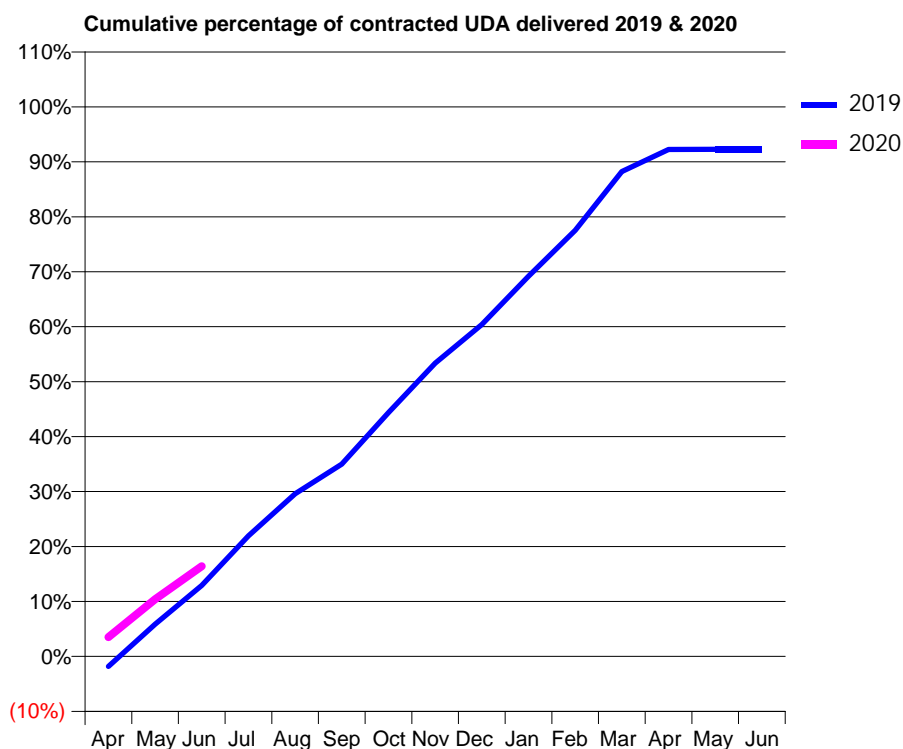
19/20 Contracted general activity (UDA)	34,610
Carry forward general activity (UDA)	0
19/20 Contracted orthodontic activity (UOA)	0
Carry forward orthodontic activity (UOA)	0
Baseline contract value	£918,866.68

ACCESS*

Patients seen in 24 months	Total	Change since previous quarter
Quarter ending June 2018	11,454	
Quarter ending September 2018	11,414	→
Quarter ending December 2018	11,459	→
Quarter ending March 2019	11,522	→
Quarter ending June 2019	11,447	→
Variance since June 2018	(0.1%)	→



ACTIVITY



Month	2019	2020
April	-636	1,211
May	2,033	3,606
June	4,469	5,682
July	7,598	
August	10,244	
September	12,103	
October	15,357	
November	18,469	
December	20,897	
January	23,943	
February	26,842	
March	30,532	
April	31,926	
May	31,938	
June	31,938	

QUALITY

	Quantity	Base Number	Contract	AT	Region	England
% of FP17s for the same patient ID Re-attending within 3 months - Children	38	702	5.4%	10.2%	11.9%	11.4%
% of FP17s for the same patient ID Re-attending within 3 months - Adults	352	2,101	16.8%	15.5%	17.2%	15.4%
% of FP17s for the same patient ID Re-attending between 3 & 9 months - Children	239	702	34.0%	50.1%	49.8%	59.8%
% of FP17s for the same patient ID Re-attending between 3 & 9 months - Adults	698	2,101	33.2%	39.4%	39.5%	52.1%
% of FP17s for Band 1 Urgent Courses	275	2,330	11.8%	10.5%	11.2%	9.2%
% of FP17s Relating to Free Repair or Replacements	57	2,330	2.4%	0.6%	0.5%	0.7%
% of FP17s Relating to Continuations	59	2,330	2.5%	0.8%	0.7%	0.8%
% of Patients satisfied with the dentistry they have received	4	4	N/A	91.0%	90.6%	93.4%
% of Patients satisfied with the time they had to wait for an appointment	3	4	N/A	87.1%	83.8%	87.6%

* This is based on patients treated on this contract for their most recent course of treatment. Figures in italics indicate the base number of FP17s or Patient Questionnaire responses are less than 100. N/A is shown where the base number of responses is less than 10 during the period. % is calculated as Quantity/Base number*100

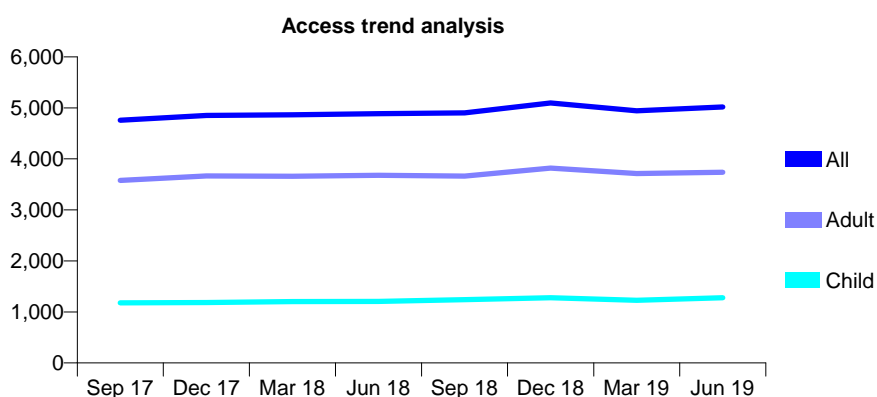
Q63 - Vital Signs At a Glance Contract Report for 116890/0001 - June 2019

Name or company name	Mr P S Photay and Miss S R Photay
Contract type name	PDS Contract
Purpose of contract	General
Contract start date	01/12/2007
Contract end date	31/03/2020

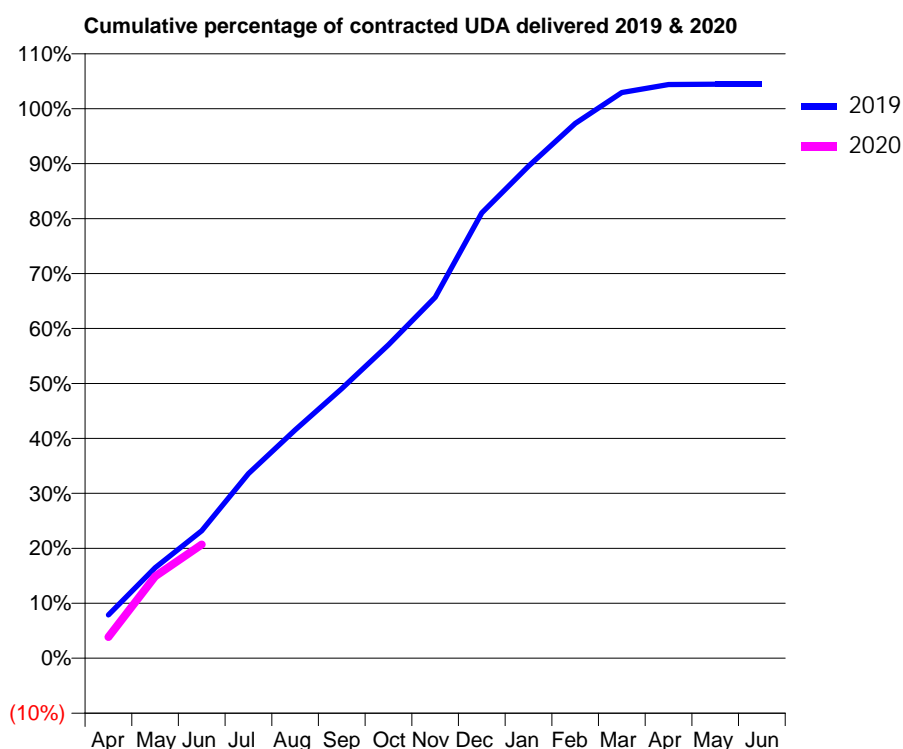
19/20 Contracted general activity (UDA)	17,510
Carry forward general activity (UDA)	0
19/20 Contracted orthodontic activity (UOA)	0
Carry forward orthodontic activity (UOA)	0
Baseline contract value	£527,244.65

ACCESS*

Patients seen in 24 months	Total	Change since previous quarter
Quarter ending June 2018	4,884	
Quarter ending September 2018	4,903	→
Quarter ending December 2018	5,098	↑
Quarter ending March 2019	4,942	↓
Quarter ending June 2019	5,018	→
Variance since June 2018	2.7%	↑



ACTIVITY



Month	2019	2020
April	1,377	679
May	2,883	2,612
June	4,062	3,623
July	5,883	
August	7,279	
September	8,589	
October	9,986	
November	11,499	
December	14,191	
January	15,679	
February	17,038	
March	18,024	
April	18,278	
May	18,290	
June	18,290	

QUALITY

	Quantity	Base Number	Contract	AT	Region	England
% of FP17s for the same patient ID Re-attending within 3 months - Children	25	356	7.0%	10.2%	11.9%	11.4%
% of FP17s for the same patient ID Re-attending within 3 months - Adults	99	746	13.3%	15.5%	17.2%	15.4%
% of FP17s for the same patient ID Re-attending between 3 & 9 months - Children	136	356	38.2%	50.1%	49.8%	59.8%
% of FP17s for the same patient ID Re-attending between 3 & 9 months - Adults	215	746	28.8%	39.4%	39.5%	52.1%
% of FP17s for Band 1 Urgent Courses	81	1,032	7.8%	10.5%	11.2%	9.2%
% of FP17s Relating to Free Repair or Replacements	0	1,032	0.0%	0.6%	0.5%	0.7%
% of FP17s Relating to Continuations	24	1,032	2.3%	0.8%	0.7%	0.8%
% of Patients satisfied with the dentistry they have received	0	1	N/A	91.0%	90.6%	93.4%
% of Patients satisfied with the time they had to wait for an appointment	1	1	N/A	87.1%	83.8%	87.6%

* This is based on patients treated on this contract for their most recent course of treatment.

Figures in italics indicate the base number of FP17s or Patient Questionnaire responses are less than 100. N/A is shown where the base number of responses is less than 10 during the period. % is calculated as Quantity/Base number*100

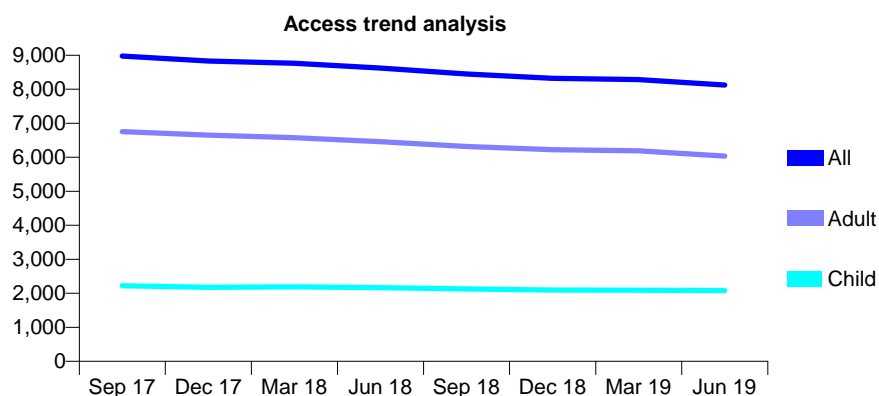
Q63 - Vital Signs At a Glance Contract Report for 117048/0001 - June 2019

Name or company name	Dental Care Centre Ltd
Contract type name	GDS Contract
Purpose of contract	General
Contract start date	01/09/2009
Contract end date	

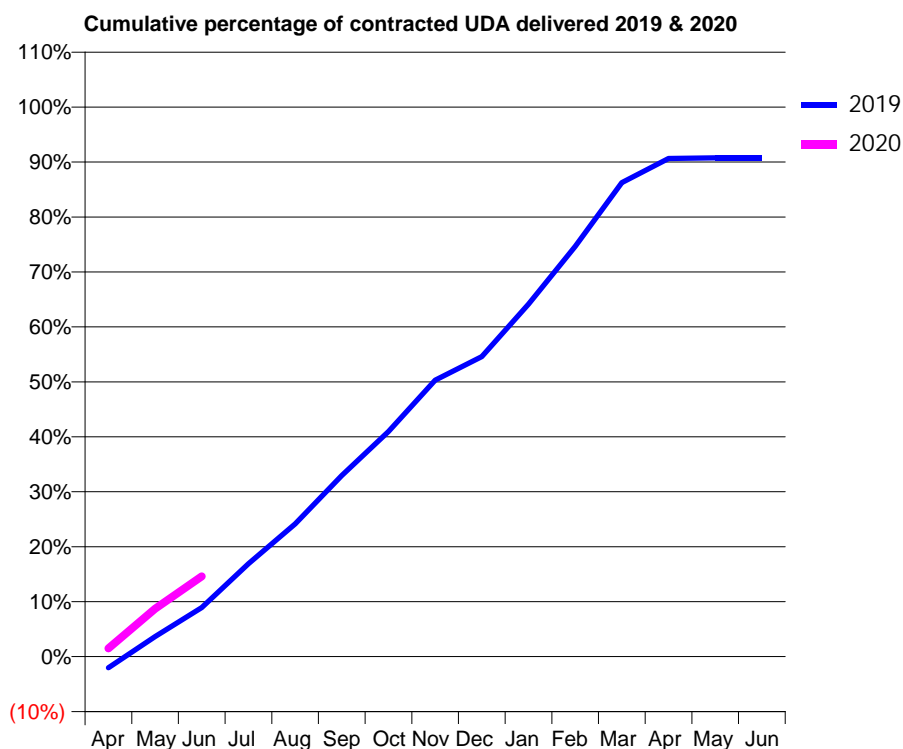
19/20 Contracted general activity (UDA)	33,034
Carry forward general activity (UDA)	0
19/20 Contracted orthodontic activity (UOA)	0
Carry forward orthodontic activity (UOA)	0
Baseline contract value	£941,529.80

ACCESS*

Patients seen in 24 months	Total	Change since previous quarter
Quarter ending June 2018	8,622	
Quarter ending September 2018	8,450	↓
Quarter ending December 2018	8,323	↓
Quarter ending March 2019	8,284	→
Quarter ending June 2019	8,123	↓
Variance since June 2018	(5.8%)	↓



ACTIVITY



Month	Adjusted Scheduled Activity (UDA)	
	2019	2020
April	-680	498
May	1,207	2,883
June	2,943	4,822
July	5,583	
August	7,984	
September	10,888	
October	13,527	
November	16,622	
December	18,037	
January	21,193	
February	24,665	
March	28,487	
April	29,947	
May	29,987	
June	29,985	

QUALITY

	Quantity	Base Number	Contract	AT	Region	England
% of FP17s for the same patient ID Re-attending within 3 months - Children	43	582	7.4%	10.2%	11.9%	11.4%
% of FP17s for the same patient ID Re-attending within 3 months - Adults	227	1,416	16.0%	15.5%	17.2%	15.4%
% of FP17s for the same patient ID Re-attending between 3 & 9 months - Children	317	582	54.5%	50.1%	49.8%	59.8%
% of FP17s for the same patient ID Re-attending between 3 & 9 months - Adults	624	1,416	44.1%	39.4%	39.5%	52.1%
% of FP17s for Band 1 Urgent Courses	192	1,602	12.0%	10.5%	11.2%	9.2%
% of FP17s Relating to Free Repair or Replacements	22	1,602	1.4%	0.6%	0.5%	0.7%
% of FP17s Relating to Continuations	4	1,602	0.2%	0.8%	0.7%	0.8%
% of Patients satisfied with the dentistry they have received	2	2	N/A	91.0%	90.6%	93.4%
% of Patients satisfied with the time they had to wait for an appointment	2	2	N/A	87.1%	83.8%	87.6%

* This is based on patients treated on this contract for their most recent course of treatment. Figures in italics indicate the base number of FP17s or Patient Questionnaire responses are less than 100. N/A is shown where the base number of responses is less than 10 during the period. % is calculated as Quantity/Base number*100

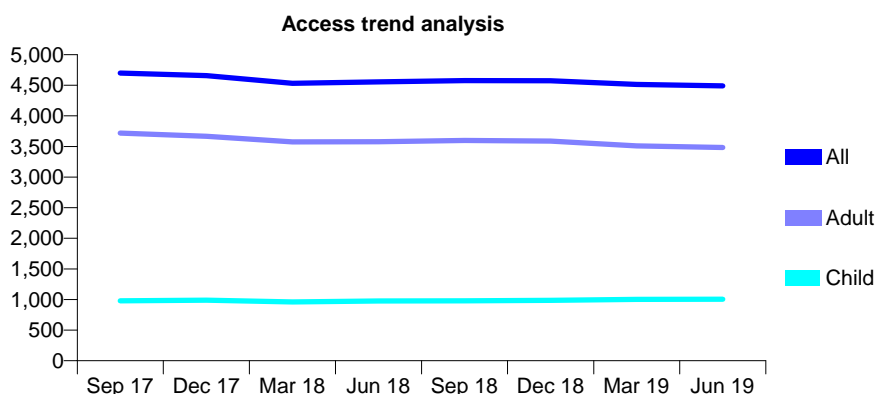
Q63 - Vital Signs At a Glance Contract Report for 117471/0001 - June 2019

Name or company name	Summerstown Dental Centre Limited
Contract type name	Pilot Contract
Purpose of contract	General and Orthodontic
Contract start date	01/06/2010
Contract end date	

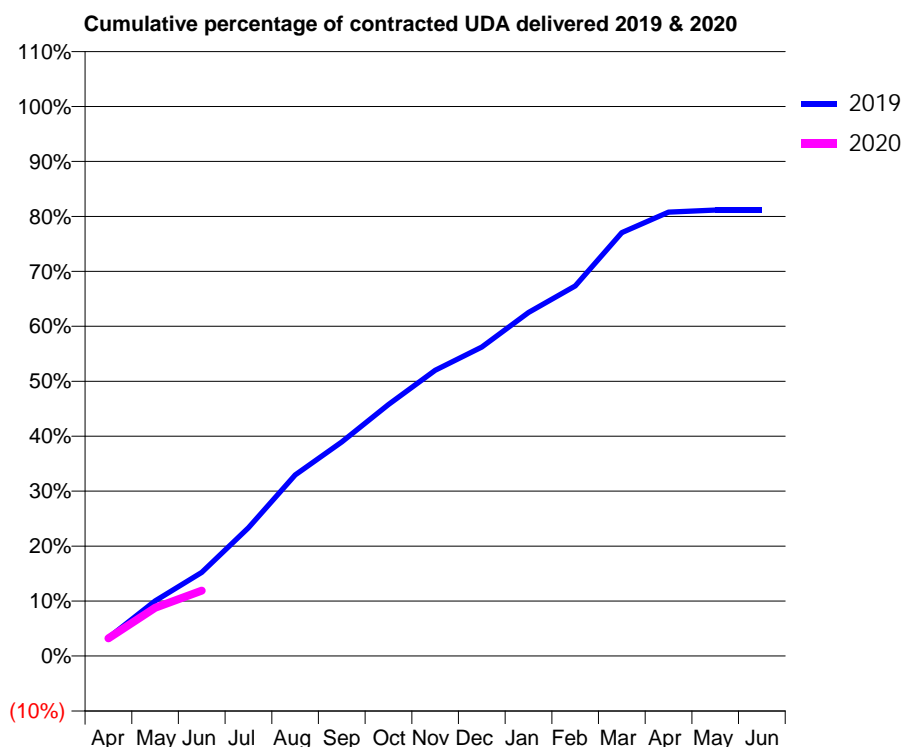
19/20 Contracted general activity (UDA)	11,000
Carry forward general activity (UDA)	0
19/20 Contracted orthodontic activity (UOA)	240
Carry forward orthodontic activity (UOA)	0
Baseline contract value	£347,521.34

ACCESS*

Patients seen in 24 months	Total	Change since previous quarter
Quarter ending June 2018	4,556	
Quarter ending September 2018	4,577	→
Quarter ending December 2018	4,574	→
Quarter ending March 2019	4,514	↓
Quarter ending June 2019	4,490	→
Variance since June 2018	(1.4%)	↓



ACTIVITY



Month	Adjusted Scheduled Activity (UDA)	
	2019	2020
April	366	352
May	1,104	967
June	1,674	1,309
July	2,568	
August	3,623	
September	4,286	
October	5,034	
November	5,719	
December	6,183	
January	6,874	
February	7,408	
March	8,474	
April	8,884	
May	8,925	
June	8,927	

QUALITY

	Quantity	Base Number	Contract	AT	Region	England
% of FP17s for the same patient ID Re-attending within 3 months - Children	17	259	6.6%	10.2%	11.9%	11.4%
% of FP17s for the same patient ID Re-attending within 3 months - Adults	82	733	11.2%	15.5%	17.2%	15.4%
% of FP17s for the same patient ID Re-attending between 3 & 9 months - Children	103	259	39.8%	50.1%	49.8%	59.8%
% of FP17s for the same patient ID Re-attending between 3 & 9 months - Adults	229	733	31.2%	39.4%	39.5%	52.1%
% of FP17s for Band 1 Urgent Courses	61	634	9.6%	10.5%	11.2%	9.2%
% of FP17s Relating to Free Repair or Replacements	0	634	0.0%	0.6%	0.5%	0.7%
% of FP17s Relating to Continuations	1	634	0.2%	0.8%	0.7%	0.8%
% of Patients satisfied with the dentistry they have received	1	1	N/A	91.0%	90.6%	93.4%
% of Patients satisfied with the time they had to wait for an appointment	1	1	N/A	87.1%	83.8%	87.6%

* This is based on patients treated on this contract for their most recent course of treatment. Figures in italics indicate the base number of FP17s or Patient Questionnaire responses are less than 100. N/A is shown where the base number of responses is less than 10 during the period. % is calculated as Quantity/Base number*100

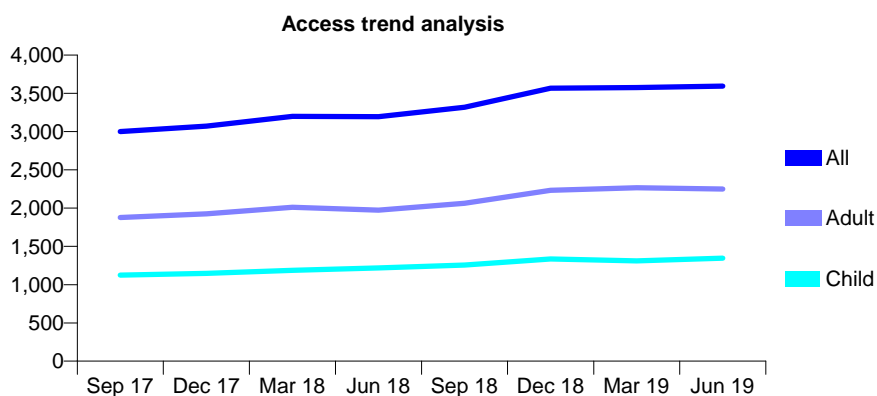
Q63 - Vital Signs At a Glance Contract Report for 117862/0001 - June 2019

Name or company name	Love Teeth Dental Practice
Contract type name	GDS Contract
Purpose of contract	General
Contract start date	01/09/2014
Contract end date	

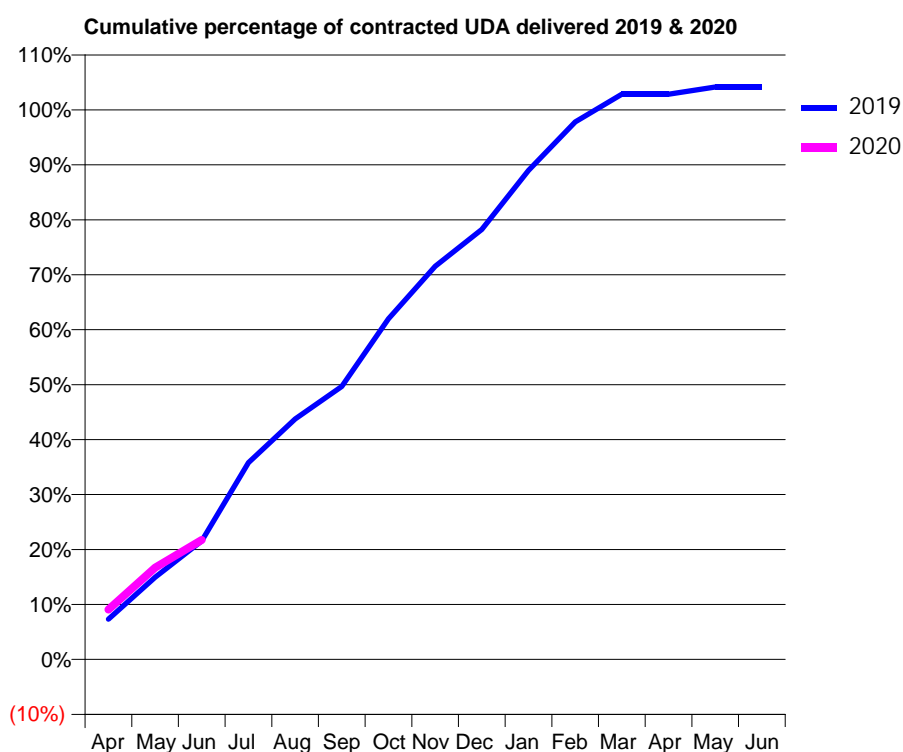
19/20 Contracted general activity (UDA)	5,979
Carry forward general activity (UDA)	0
19/20 Contracted orthodontic activity (UOA)	0
Carry forward orthodontic activity (UOA)	0
Baseline contract value	£180,004.77

ACCESS*

Patients seen in 24 months	Total	Change since previous quarter
Quarter ending June 2018	3,194	
Quarter ending September 2018	3,318	↑
Quarter ending December 2018	3,567	↑
Quarter ending March 2019	3,575	→
Quarter ending June 2019	3,595	→
Variance since June 2018	12.6%	↑



ACTIVITY



Month	2019	2020
April	440	541
May	894	999
June	1,289	1,300
July	2,141	
August	2,617	
September	2,970	
October	3,706	
November	4,277	
December	4,678	
January	5,320	
February	5,848	
March	6,149	
April	6,150	
May	6,226	
June	6,226	

QUALITY

	Quantity	Base Number	Contract	AT	Region	England
% of FP17s for the same patient ID Re-attending within 3 months - Children	19	321	5.9%	10.2%	11.9%	11.4%
% of FP17s for the same patient ID Re-attending within 3 months - Adults	41	381	10.8%	15.5%	17.2%	15.4%
% of FP17s for the same patient ID Re-attending between 3 & 9 months - Children	70	321	21.8%	50.1%	49.8%	59.8%
% of FP17s for the same patient ID Re-attending between 3 & 9 months - Adults	97	381	25.5%	39.4%	39.5%	52.1%
% of FP17s for Band 1 Urgent Courses	72	637	11.3%	10.5%	11.2%	9.2%
% of FP17s Relating to Free Repair or Replacements	0	637	0.0%	0.6%	0.5%	0.7%
% of FP17s Relating to Continuations	3	637	0.5%	0.8%	0.7%	0.8%
% of Patients satisfied with the dentistry they have received	0	0	N/A	91.0%	90.6%	93.4%
% of Patients satisfied with the time they had to wait for an appointment	0	0	N/A	87.1%	83.8%	87.6%

* This is based on patients treated on this contract for their most recent course of treatment. Figures in italics indicate the base number of FP17s or Patient Questionnaire responses are less than 100. N/A is shown where the base number of responses is less than 10 during the period. % is calculated as Quantity/Base number*100

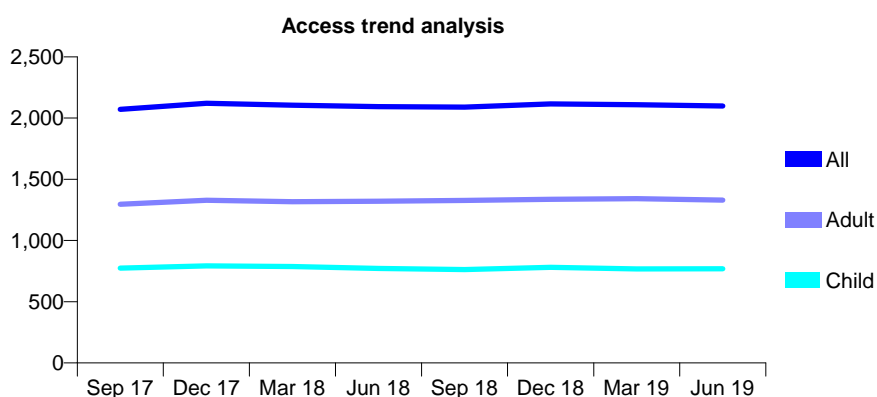
Q63 - Vital Signs At a Glance Contract Report for 118125/0001 - June 2019

Name or company name	S Cowley, R Ingham and J Angelo
Contract type name	GDS Contract
Purpose of contract	General
Contract start date	01/10/2013
Contract end date	

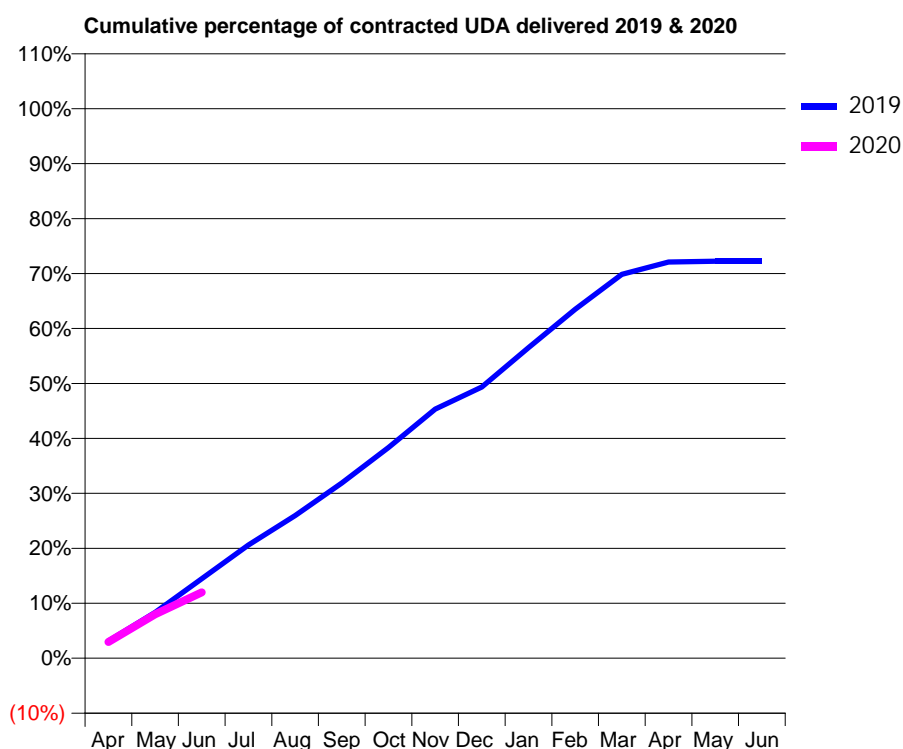
19/20 Contracted general activity (UDA)	6,372
Carry forward general activity (UDA)	0
19/20 Contracted orthodontic activity (UOA)	0
Carry forward orthodontic activity (UOA)	0
Baseline contract value	£245,449.30

ACCESS*

Patients seen in 24 months	Total	Change since previous quarter
Quarter ending June 2018	2,093	
Quarter ending September 2018	2,090	→
Quarter ending December 2018	2,116	→
Quarter ending March 2019	2,110	→
Quarter ending June 2019	2,099	→
Variance since June 2018	0.3%	→



ACTIVITY



Month	2019	2020
April	201	189
May	533	509
June	921	763
July	1,314	
August	1,654	
September	2,031	
October	2,444	
November	2,887	
December	3,144	
January	3,600	
February	4,046	
March	4,451	
April	4,594	
May	4,603	
June	4,603	

QUALITY

	Quantity	Base Number	Contract	AT	Region	England
% of FP17s for the same patient ID Re-attending within 3 months - Children	10	155	6.5%	10.2%	11.9%	11.4%
% of FP17s for the same patient ID Re-attending within 3 months - Adults	40	260	15.4%	15.5%	17.2%	15.4%
% of FP17s for the same patient ID Re-attending between 3 & 9 months - Children	56	155	36.1%	50.1%	49.8%	59.8%
% of FP17s for the same patient ID Re-attending between 3 & 9 months - Adults	71	260	27.3%	39.4%	39.5%	52.1%
% of FP17s for Band 1 Urgent Courses	56	352	15.9%	10.5%	11.2%	9.2%
% of FP17s Relating to Free Repair or Replacements	3	352	0.9%	0.6%	0.5%	0.7%
% of FP17s Relating to Continuations	3	352	0.9%	0.8%	0.7%	0.8%
% of Patients satisfied with the dentistry they have received	0	0	N/A	91.0%	90.6%	93.4%
% of Patients satisfied with the time they had to wait for an appointment	0	0	N/A	87.1%	83.8%	87.6%

* This is based on patients treated on this contract for their most recent course of treatment.

Figures in italics indicate the base number of FP17s or Patient Questionnaire responses are less than 100. N/A is shown where the base number of responses is less than 10 during the period. % is calculated as Quantity/Base number*100

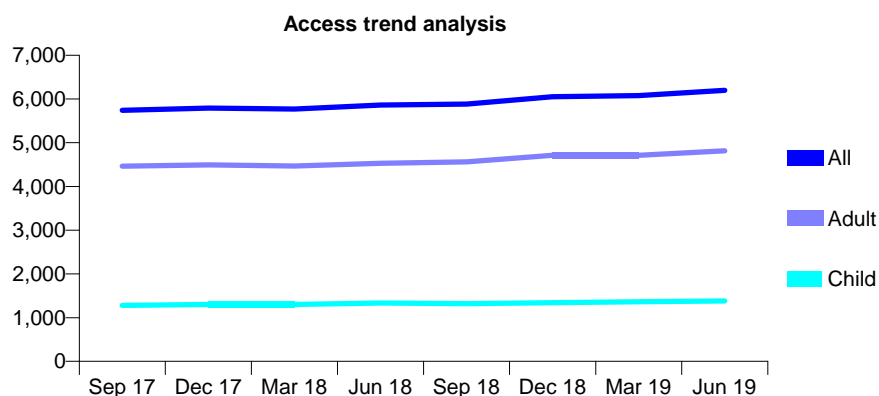
Q63 - Vital Signs At a Glance Contract Report for 118257/0001 - June 2019

Name or company name	Perfect Smile Surgery Ltd.
Contract type name	GDS Contract
Purpose of contract	General
Contract start date	01/07/2007
Contract end date	

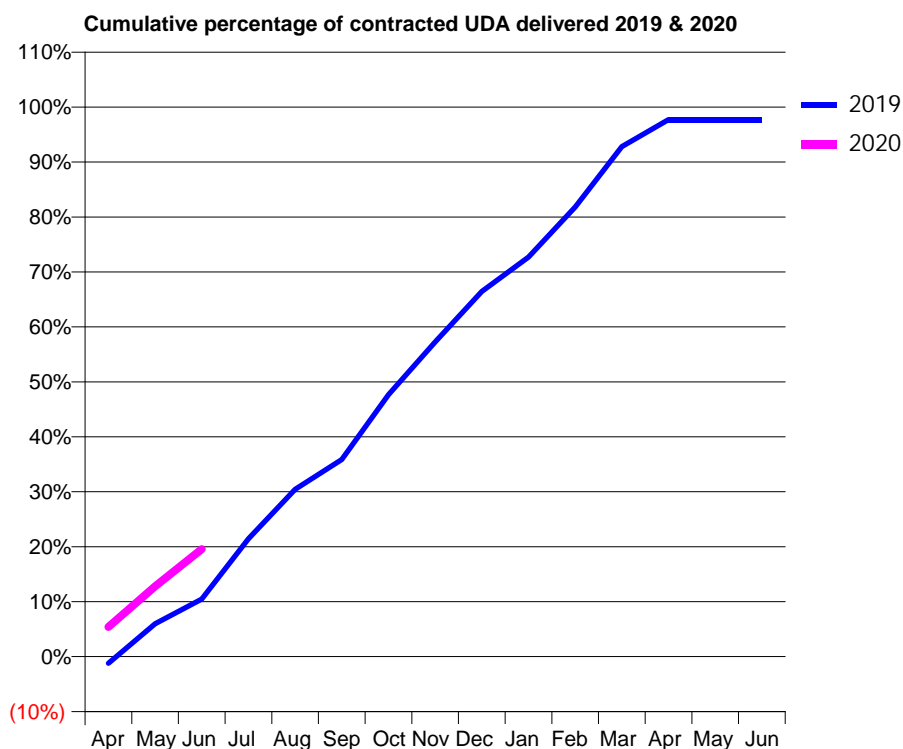
19/20 Contracted general activity (UDA)	16,200
Carry forward general activity (UDA)	0
19/20 Contracted orthodontic activity (UOA)	0
Carry forward orthodontic activity (UOA)	0
Baseline contract value	£453,472.43

ACCESS*

Patients seen in 24 months	Total	Change since previous quarter
Quarter ending June 2018	5,860	
Quarter ending September 2018	5,881	→
Quarter ending December 2018	6,052	↑
Quarter ending March 2019	6,076	→
Quarter ending June 2019	6,198	↑
Variance since June 2018	5.8%	↑



ACTIVITY



Month	Adjusted Scheduled Activity (UDA)	
	2019	2020
April	-199	873
May	970	2,073
June	1,698	3,165
July	3,473	
August	4,930	
September	5,812	
October	7,725	
November	9,274	
December	10,762	
January	11,780	
February	13,255	
March	15,031	
April	15,828	
May	15,828	
June	15,828	

QUALITY

	Quantity	Base Number	Contract	AT	Region	England
% of FP17s for the same patient ID Re-attending within 3 months - Children	28	400	7.0%	10.2%	11.9%	11.4%
% of FP17s for the same patient ID Re-attending within 3 months - Adults	171	1,085	15.8%	15.5%	17.2%	15.4%
% of FP17s for the same patient ID Re-attending between 3 & 9 months - Children	177	400	44.3%	50.1%	49.8%	59.8%
% of FP17s for the same patient ID Re-attending between 3 & 9 months - Adults	299	1,085	27.6%	39.4%	39.5%	52.1%
% of FP17s for Band 1 Urgent Courses	285	1,219	23.4%	10.5%	11.2%	9.2%
% of FP17s Relating to Free Repair or Replacements	14	1,219	1.1%	0.6%	0.5%	0.7%
% of FP17s Relating to Continuations	12	1,219	1.0%	0.8%	0.7%	0.8%
% of Patients satisfied with the dentistry they have received	2	2	N/A	91.0%	90.6%	93.4%
% of Patients satisfied with the time they had to wait for an appointment	2	2	N/A	87.1%	83.8%	87.6%

* This is based on patients treated on this contract for their most recent course of treatment. Figures in italics indicate the base number of FP17s or Patient Questionnaire responses are less than 100. N/A is shown where the base number of responses is less than 10 during the period. % is calculated as Quantity/Base number*100

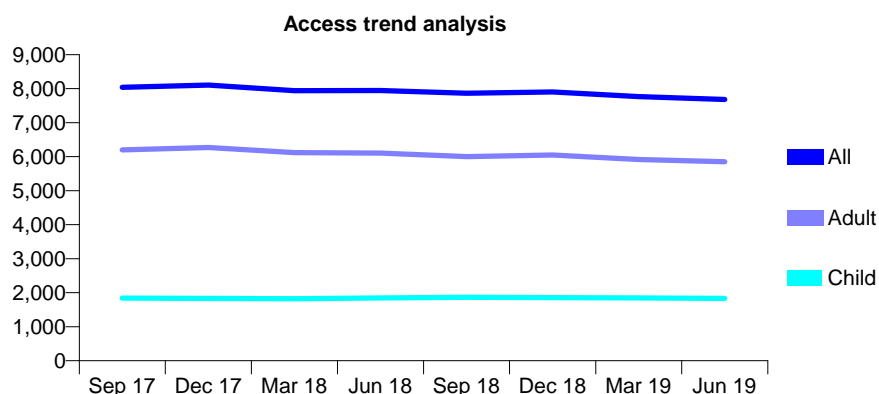
Q63 - Vital Signs At a Glance Contract Report for 118664/0001 - June 2019

Name or company name	Drs P Pakzad & E Harunani
Contract type name	GDS Contract
Purpose of contract	General
Contract start date	01/04/2013
Contract end date	

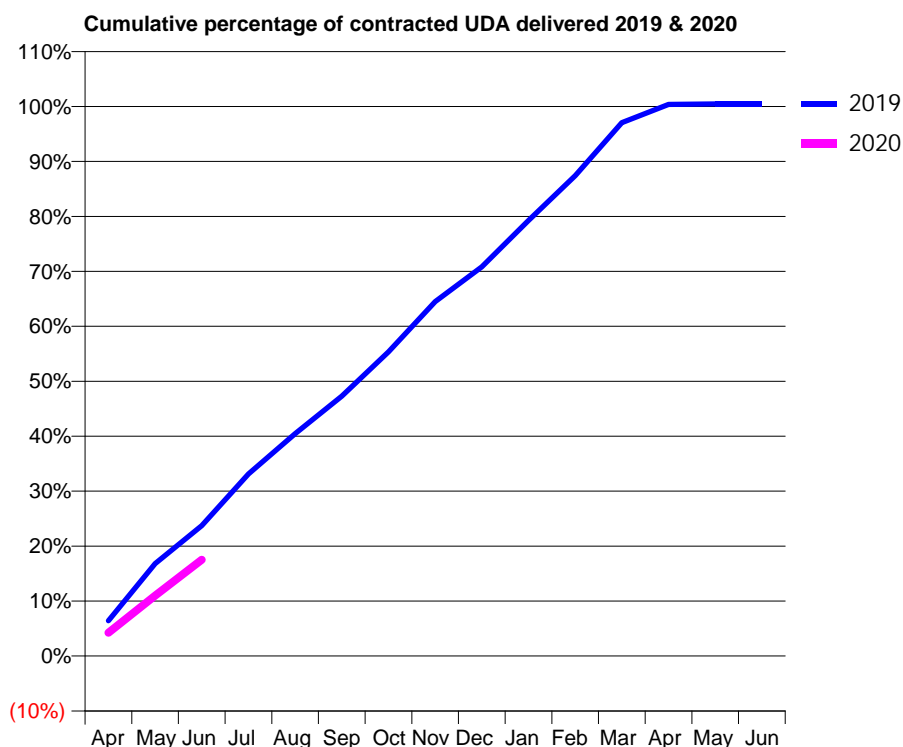
19/20 Contracted general activity (UDA)	31,225
Carry forward general activity (UDA)	0
19/20 Contracted orthodontic activity (UOA)	0
Carry forward orthodontic activity (UOA)	0
Baseline contract value	£795,540.60

ACCESS*

Patients seen in 24 months	Total	Change since previous quarter
Quarter ending June 2018	7,947	
Quarter ending September 2018	7,864	↓
Quarter ending December 2018	7,905	→
Quarter ending March 2019	7,766	↓
Quarter ending June 2019	7,685	↓
Variance since June 2018	(3.3%)	↓



ACTIVITY



Month	Adjusted Scheduled Activity (UDA)	
	2019	2020
April	2,001	1,321
May	5,257	3,435
June	7,405	5,472
July	10,346	
August	12,636	
September	14,765	
October	17,282	
November	20,134	
December	22,111	
January	24,748	
February	27,291	
March	30,306	
April	31,338	
May	31,369	
June	31,370	

QUALITY

	Quantity	Base Number	Contract	AT	Region	England
% of FP17s for the same patient ID Re-attending within 3 months - Children	35	499	7.0%	10.2%	11.9%	11.4%
% of FP17s for the same patient ID Re-attending within 3 months - Adults	185	1,505	12.3%	15.5%	17.2%	15.4%
% of FP17s for the same patient ID Re-attending between 3 & 9 months - Children	278	499	55.7%	50.1%	49.8%	59.8%
% of FP17s for the same patient ID Re-attending between 3 & 9 months - Adults	694	1,505	46.1%	39.4%	39.5%	52.1%
% of FP17s for Band 1 Urgent Courses	127	1,677	7.6%	10.5%	11.2%	9.2%
% of FP17s Relating to Free Repair or Replacements	53	1,677	3.2%	0.6%	0.5%	0.7%
% of FP17s Relating to Continuations	4	1,677	0.2%	0.8%	0.7%	0.8%
% of Patients satisfied with the dentistry they have received	3	3	N/A	91.0%	90.6%	93.4%
% of Patients satisfied with the time they had to wait for an appointment	3	3	N/A	87.1%	83.8%	87.6%

* This is based on patients treated on this contract for their most recent course of treatment. Figures in italics indicate the base number of FP17s or Patient Questionnaire responses are less than 100. N/A is shown where the base number of responses is less than 10 during the period. % is calculated as Quantity/Base number*100

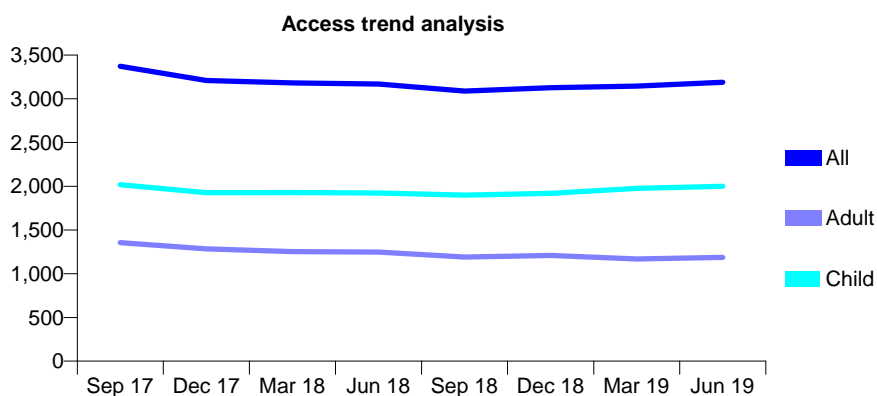
Q63 - Vital Signs At a Glance Contract Report for 118729/0001 - June 2019

Name or company name	Vijay Vithani, Varsha Vithani and Keya Vithani
Contract type name	GDS Contract
Purpose of contract	General
Contract start date	01/04/2011
Contract end date	

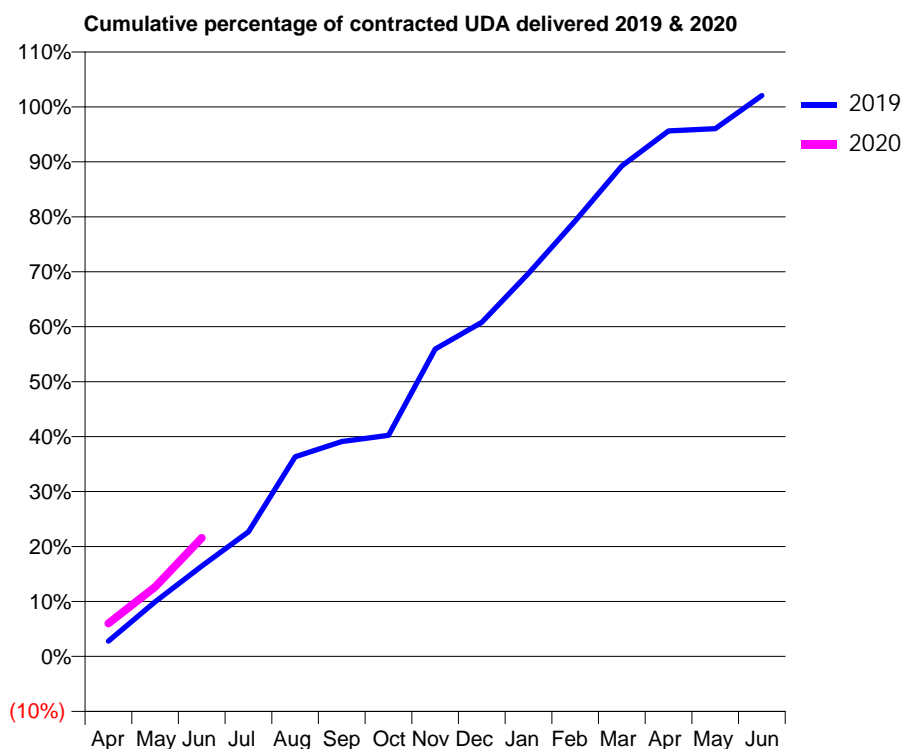
19/20 Contracted general activity (UDA)	7,767
Carry forward general activity (UDA)	0
19/20 Contracted orthodontic activity (UOA)	0
Carry forward orthodontic activity (UOA)	0
Baseline contract value	£199,848.25

ACCESS*

Patients seen in 24 months	Total	Change since previous quarter
Quarter ending June 2018	3,169	
Quarter ending September 2018	3,088	↓
Quarter ending December 2018	3,127	→
Quarter ending March 2019	3,145	→
Quarter ending June 2019	3,188	→
Variance since June 2018	0.6%	→



ACTIVITY



Month	2019	2020
April	215	466
May	771	984
June	1,276	1,674
July	1,761	
August	2,822	
September	3,037	
October	3,125	
November	4,344	
December	4,722	
January	5,414	
February	6,156	
March	6,931	
April	7,426	
May	7,459	
June	7,927	

QUALITY

	Quantity	Base Number	Contract	AT	Region	England
% of FP17s for the same patient ID Re-attending within 3 months - Children	103	909	11.3%	10.2%	11.9%	11.4%
% of FP17s for the same patient ID Re-attending within 3 months - Adults	123	467	26.3%	15.5%	17.2%	15.4%
% of FP17s for the same patient ID Re-attending between 3 & 9 months - Children	550	909	60.5%	50.1%	49.8%	59.8%
% of FP17s for the same patient ID Re-attending between 3 & 9 months - Adults	153	467	32.8%	39.4%	39.5%	52.1%
% of FP17s for Band 1 Urgent Courses	80	951	8.4%	10.5%	11.2%	9.2%
% of FP17s Relating to Free Repair or Replacements	0	951	0.0%	0.6%	0.5%	0.7%
% of FP17s Relating to Continuations	0	951	0.0%	0.8%	0.7%	0.8%
% of Patients satisfied with the dentistry they have received	0	0	N/A	91.0%	90.6%	93.4%
% of Patients satisfied with the time they had to wait for an appointment	0	0	N/A	87.1%	83.8%	87.6%

* This is based on patients treated on this contract for their most recent course of treatment. Figures in italics indicate the base number of FP17s or Patient Questionnaire responses are less than 100. N/A is shown where the base number of responses is less than 10 during the period. % is calculated as Quantity/Base number*100

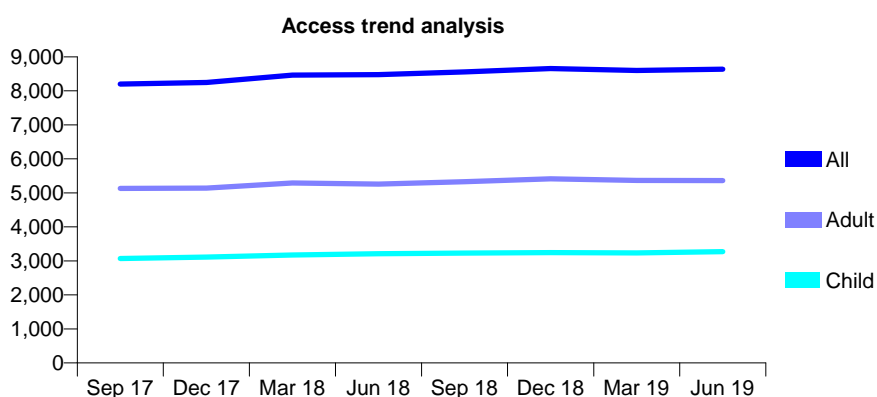
Q63 - Vital Signs At a Glance Contract Report for 118826/0001 - June 2019

Name or company name	Mr R Siddique & Mr I Khaliq
Contract type name	GDS Contract
Purpose of contract	General
Contract start date	01/04/2013
Contract end date	

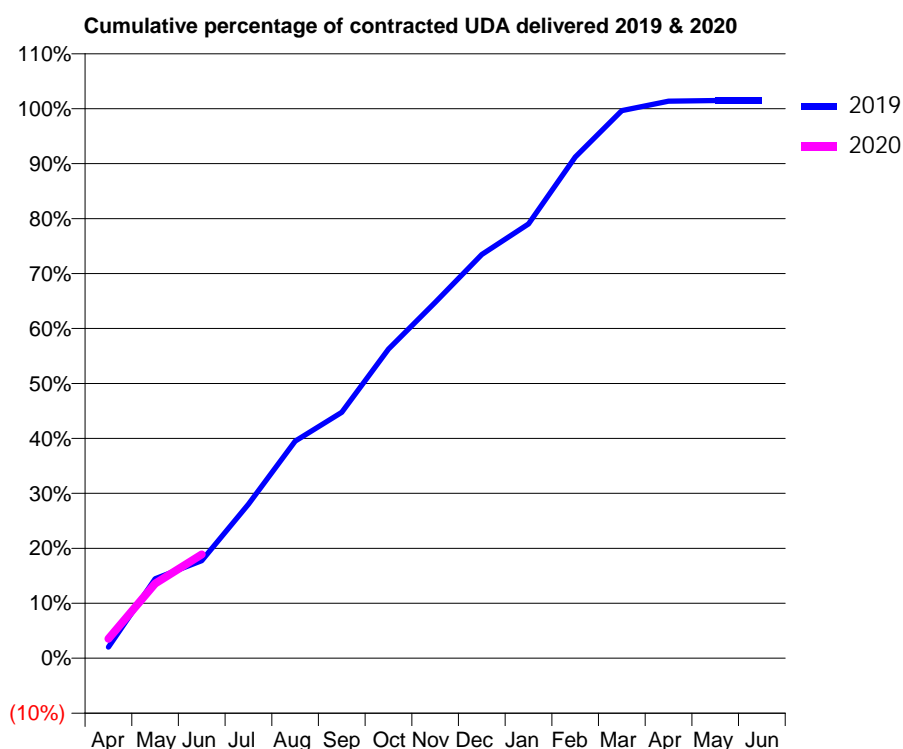
19/20 Contracted general activity (UDA)	22,354
Carry forward general activity (UDA)	0
19/20 Contracted orthodontic activity (UOA)	0
Carry forward orthodontic activity (UOA)	0
Baseline contract value	£585,949.32

ACCESS*

Patients seen in 24 months	Total	Change since previous quarter
Quarter ending June 2018	8,475	
Quarter ending September 2018	8,560	→
Quarter ending December 2018	8,658	→
Quarter ending March 2019	8,603	→
Quarter ending June 2019	8,636	→
Variance since June 2018	1.9%	→



ACTIVITY



Month	2019	2020
April	455	797
May	3,235	3,039
June	3,970	4,223
July	6,268	
August	8,828	
September	9,999	
October	12,577	
November	14,477	
December	16,421	
January	17,666	
February	20,390	
March	22,272	
April	22,658	
May	22,682	
June	22,682	

QUALITY

	Quantity	Base Number	Contract	AT	Region	England
% of FP17s for the same patient ID Re-attending within 3 months - Children	36	910	4.0%	10.2%	11.9%	11.4%
% of FP17s for the same patient ID Re-attending within 3 months - Adults	59	938	6.3%	15.5%	17.2%	15.4%
% of FP17s for the same patient ID Re-attending between 3 & 9 months - Children	475	910	52.2%	50.1%	49.8%	59.8%
% of FP17s for the same patient ID Re-attending between 3 & 9 months - Adults	432	938	46.1%	39.4%	39.5%	52.1%
% of FP17s for Band 1 Urgent Courses	75	1,664	4.5%	10.5%	11.2%	9.2%
% of FP17s Relating to Free Repair or Replacements	1	1,664	0.1%	0.6%	0.5%	0.7%
% of FP17s Relating to Continuations	2	1,664	0.1%	0.8%	0.7%	0.8%
% of Patients satisfied with the dentistry they have received	1	1	N/A	91.0%	90.6%	93.4%
% of Patients satisfied with the time they had to wait for an appointment	1	1	N/A	87.1%	83.8%	87.6%

* This is based on patients treated on this contract for their most recent course of treatment.

Figures in italics indicate the base number of FP17s or Patient Questionnaire responses are less than 100. N/A is shown where the base number of responses is less than 10 during the period. % is calculated as Quantity/Base number*100

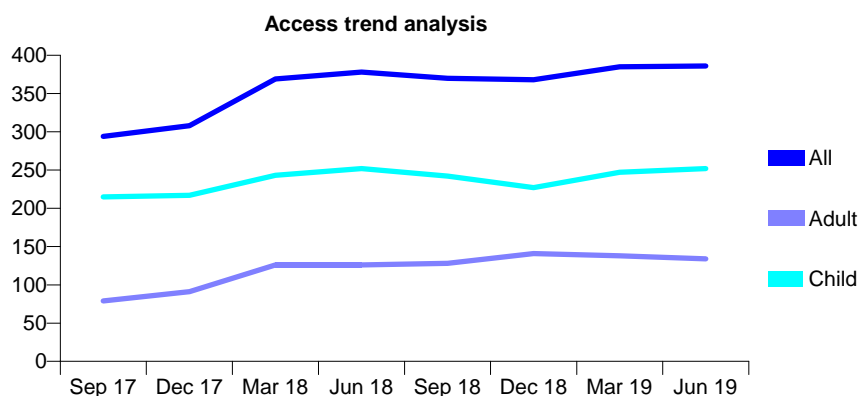
Q63 - Vital Signs At a Glance Contract Report for 119385/0001 - June 2019

Name or company name	Stock Hill Dental Care Partnership
Contract type name	GDS Contract
Purpose of contract	General
Contract start date	01/05/2015
Contract end date	

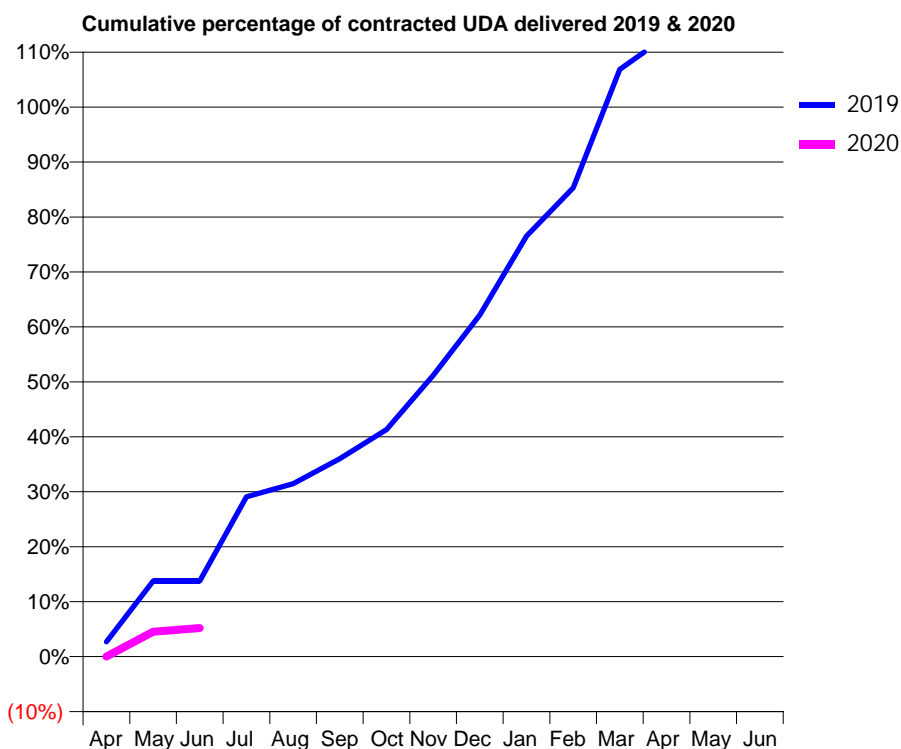
19/20 Contracted general activity (UDA)	731
Carry forward general activity (UDA)	0
19/20 Contracted orthodontic activity (UOA)	0
Carry forward orthodontic activity (UOA)	0
Baseline contract value	£16,615.68

ACCESS*

Patients seen in 24 months	Total	Change since previous quarter
Quarter ending June 2018	378	
Quarter ending September 2018	370	↓
Quarter ending December 2018	368	→
Quarter ending March 2019	385	↑
Quarter ending June 2019	386	→
Variance since June 2018	2.1%	↑



ACTIVITY



Month	Adjusted Scheduled Activity (UDA)	
	2019	2020
April	20	0
May	101	33
June	101	38
July	213	
August	230	
September	263	
October	302	
November	374	
December	454	
January	559	
February	624	
March	781	
April	825	
May	828	
June	828	

QUALITY

	Quantity	Base Number	Contract	AT	Region	England
% of FP17s for the same patient ID Re-attending within 3 months - Children	3	40	7.5%	10.2%	11.9%	11.4%
% of FP17s for the same patient ID Re-attending within 3 months - Adults	0	12	0.0%	15.5%	17.2%	15.4%
% of FP17s for the same patient ID Re-attending between 3 & 9 months - Children	4	40	10.0%	50.1%	49.8%	59.8%
% of FP17s for the same patient ID Re-attending between 3 & 9 months - Adults	2	12	16.7%	39.4%	39.5%	52.1%
% of FP17s for Band 1 Urgent Courses	0	30	0.0%	10.5%	11.2%	9.2%
% of FP17s Relating to Free Repair or Replacements	0	30	0.0%	0.6%	0.5%	0.7%
% of FP17s Relating to Continuations	0	30	0.0%	0.8%	0.7%	0.8%
% of Patients satisfied with the dentistry they have received	0	0	N/A	91.0%	90.6%	93.4%
% of Patients satisfied with the time they had to wait for an appointment	0	0	N/A	87.1%	83.8%	87.6%

* This is based on patients treated on this contract for their most recent course of treatment. Figures in italics indicate the base number of FP17s or Patient Questionnaire responses are less than 100. N/A is shown where the base number of responses is less than 10 during the period. % is calculated as Quantity/Base number*100

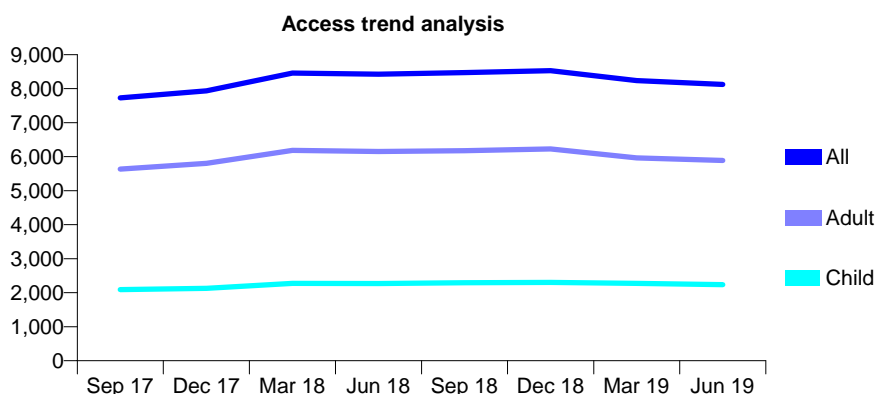
Q63 - Vital Signs At a Glance Contract Report for 119644/0001 - June 2019

Name or company name	Perfect Smile Associates Limited
Contract type name	GDS Contract
Purpose of contract	General and Orthodontic
Contract start date	17/05/2011
Contract end date	

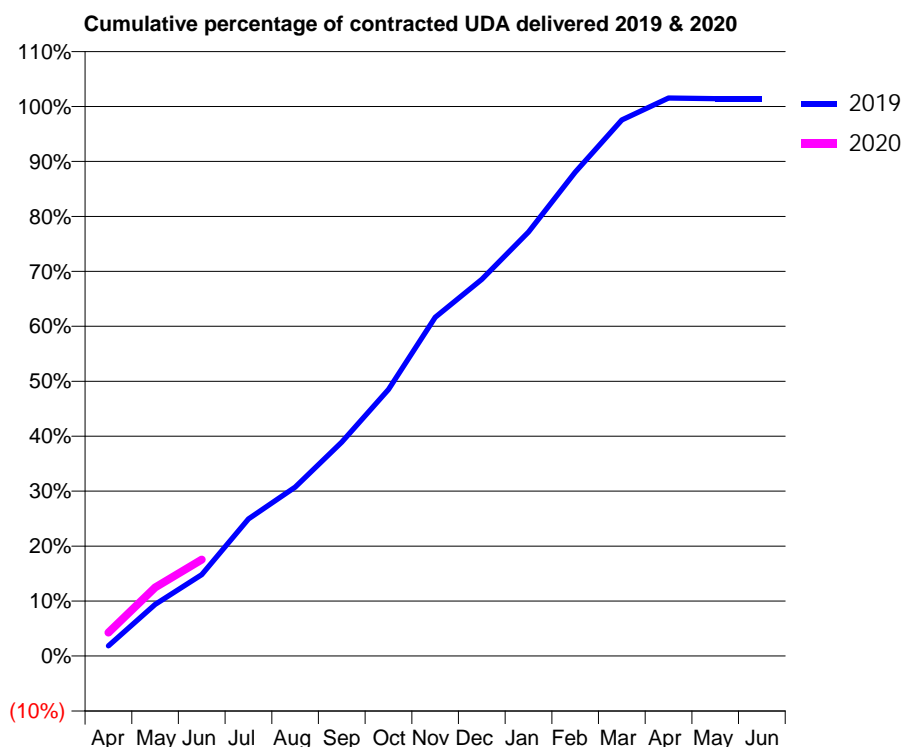
19/20 Contracted general activity (UDA)	15,740
Carry forward general activity (UDA)	0
19/20 Contracted orthodontic activity (UOA)	4,000
Carry forward orthodontic activity (UOA)	0
Baseline contract value	£754,662.91

ACCESS*

Patients seen in 24 months	Total	Change since previous quarter
Quarter ending June 2018	8,427	
Quarter ending September 2018	8,471	→
Quarter ending December 2018	8,531	→
Quarter ending March 2019	8,237	↓
Quarter ending June 2019	8,123	↓
Variance since June 2018	(3.6%)	↓



ACTIVITY



Month	Adjusted Scheduled Activity (UDA)	
	2019	2020
April	294	672
May	1,480	1,964
June	2,332	2,764
July	3,929	
August	4,836	
September	6,128	
October	7,633	
November	9,702	
December	10,790	
January	12,143	
February	13,861	
March	15,355	
April	15,984	
May	15,963	
June	15,963	

QUALITY

	Quantity	Base Number	Contract	AT	Region	England
% of FP17s for the same patient ID Re-attending within 3 months - Children	40	534	7.5%	10.2%	11.9%	11.4%
% of FP17s for the same patient ID Re-attending within 3 months - Adults	91	1,027	8.9%	15.5%	17.2%	15.4%
% of FP17s for the same patient ID Re-attending between 3 & 9 months - Children	230	534	43.1%	50.1%	49.8%	59.8%
% of FP17s for the same patient ID Re-attending between 3 & 9 months - Adults	313	1,027	30.5%	39.4%	39.5%	52.1%
% of FP17s for Band 1 Urgent Courses	105	1,279	8.2%	10.5%	11.2%	9.2%
% of FP17s Relating to Free Repair or Replacements	3	1,279	0.2%	0.6%	0.5%	0.7%
% of FP17s Relating to Continuations	4	1,279	0.3%	0.8%	0.7%	0.8%
% of Patients satisfied with the dentistry they have received	1	1	N/A	91.0%	90.6%	93.4%
% of Patients satisfied with the time they had to wait for an appointment	1	1	N/A	87.1%	83.8%	87.6%

* This is based on patients treated on this contract for their most recent course of treatment. Figures in italics indicate the base number of FP17s or Patient Questionnaire responses are less than 100. N/A is shown where the base number of responses is less than 10 during the period. % is calculated as Quantity/Base number*100

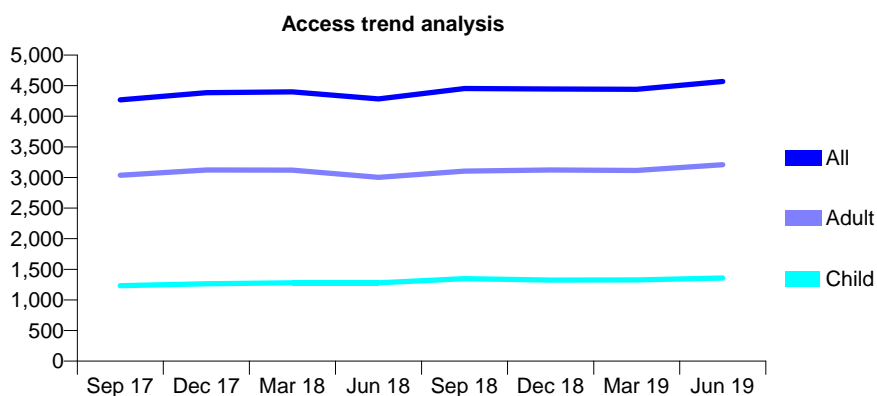
Q63 - Vital Signs At a Glance Contract Report for 119644/0002 - June 2019

Name or company name	Perfect Smile Associates Limited
Contract type name	GDS Contract
Purpose of contract	General
Contract start date	17/05/2011
Contract end date	

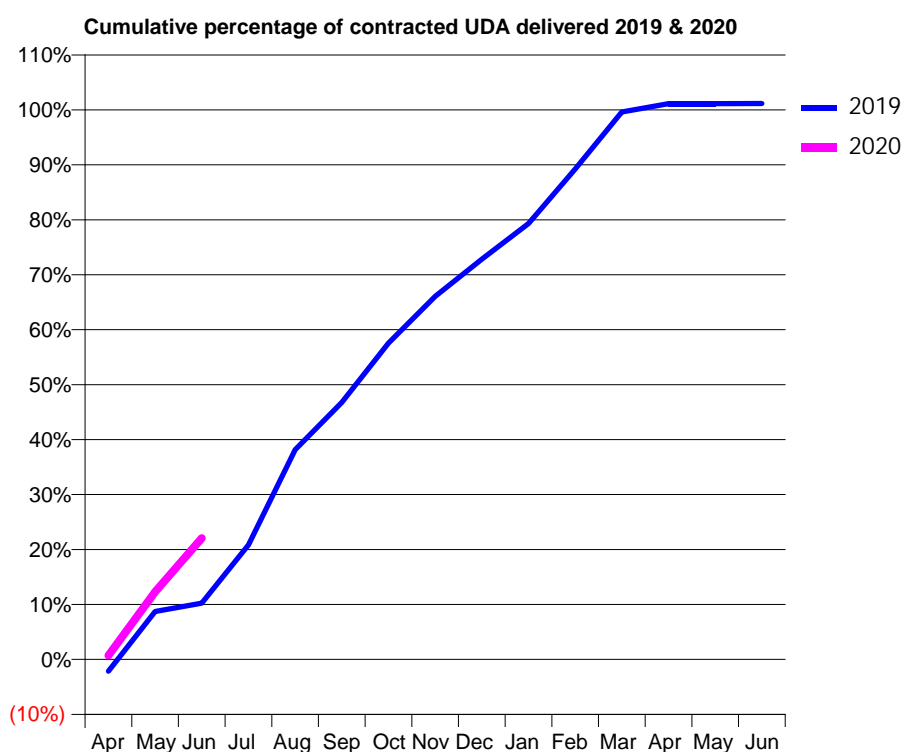
19/20 Contracted general activity (UDA)	9,100
Carry forward general activity (UDA)	0
19/20 Contracted orthodontic activity (UOA)	0
Carry forward orthodontic activity (UOA)	0
Baseline contract value	£249,105.11

ACCESS*

Patients seen in 24 months	Total	Change since previous quarter
Quarter ending June 2018	4,284	
Quarter ending September 2018	4,454	↑
Quarter ending December 2018	4,446	→
Quarter ending March 2019	4,442	→
Quarter ending June 2019	4,568	↑
Variance since June 2018	6.6%	↑



ACTIVITY



Month	Adjusted Scheduled Activity (UDA)	
	2019	2020
April	-197	65
May	793	1,120
June	931	2,008
July	1,895	
August	3,472	
September	4,255	
October	5,236	
November	6,012	
December	6,625	
January	7,218	
February	8,122	
March	9,064	
April	9,202	
May	9,203	
June	9,206	

QUALITY

	Quantity	Base Number	Contract	AT	Region	England
% of FP17s for the same patient ID Re-attending within 3 months - Children	15	386	3.9%	10.2%	11.9%	11.4%
% of FP17s for the same patient ID Re-attending within 3 months - Adults	71	690	10.3%	15.5%	17.2%	15.4%
% of FP17s for the same patient ID Re-attending between 3 & 9 months - Children	194	386	50.3%	50.1%	49.8%	59.8%
% of FP17s for the same patient ID Re-attending between 3 & 9 months - Adults	201	690	29.1%	39.4%	39.5%	52.1%
% of FP17s for Band 1 Urgent Courses	127	1,003	12.7%	10.5%	11.2%	9.2%
% of FP17s Relating to Free Repair or Replacements	2	1,003	0.2%	0.6%	0.5%	0.7%
% of FP17s Relating to Continuations	6	1,003	0.6%	0.8%	0.7%	0.8%
% of Patients satisfied with the dentistry they have received	1	2	N/A	91.0%	90.6%	93.4%
% of Patients satisfied with the time they had to wait for an appointment	1	2	N/A	87.1%	83.8%	87.6%

* This is based on patients treated on this contract for their most recent course of treatment. Figures in italics indicate the base number of FP17s or Patient Questionnaire responses are less than 100. N/A is shown where the base number of responses is less than 10 during the period. % is calculated as Quantity/Base number*100

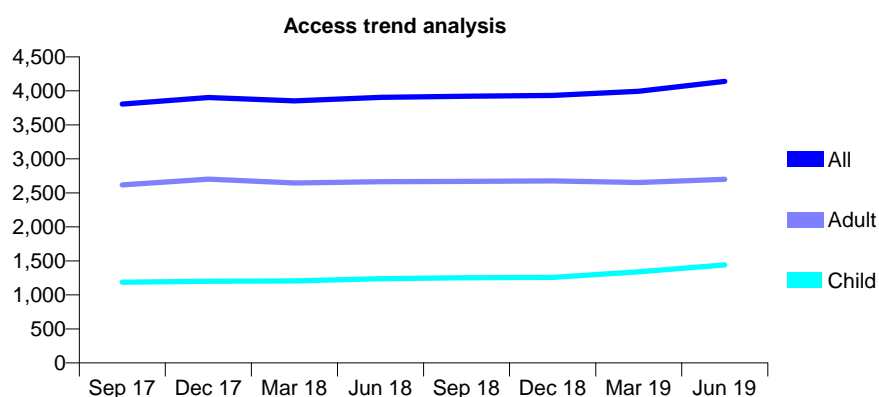
Q63 - Vital Signs At a Glance Contract Report for 119954/0001 - June 2019

Name or company name	Smile Impressions Ltd
Contract type name	GDS Contract
Purpose of contract	General
Contract start date	01/06/2008
Contract end date	

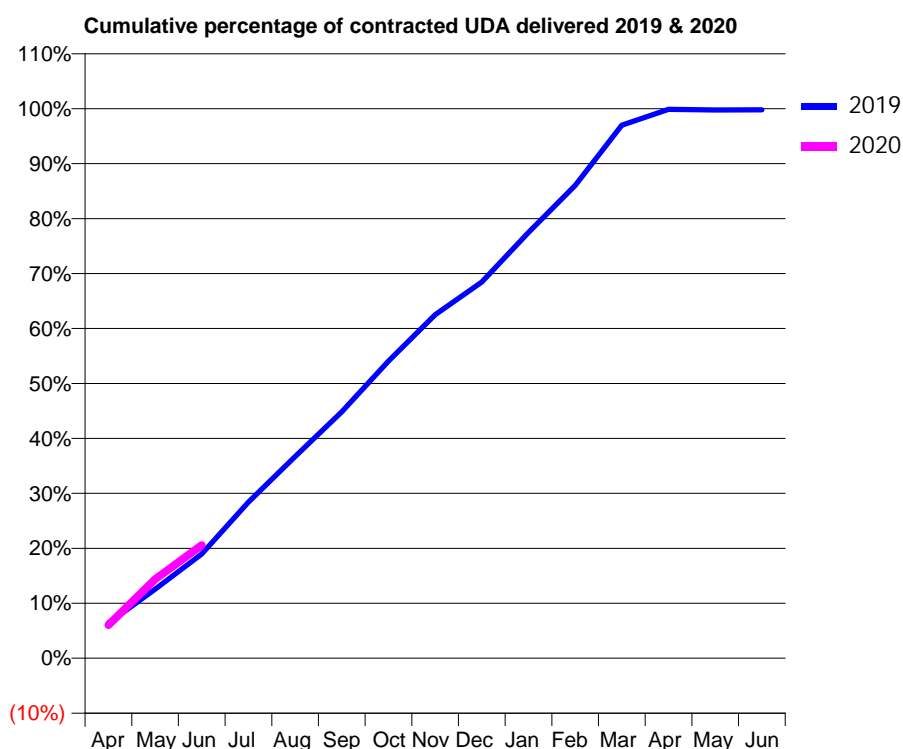
19/20 Contracted general activity (UDA)	8,579
Carry forward general activity (UDA)	0
19/20 Contracted orthodontic activity (UOA)	0
Carry forward orthodontic activity (UOA)	0
Baseline contract value	£232,923.78

ACCESS*

Patients seen in 24 months	Total	Change since previous quarter
Quarter ending June 2018	3,904	
Quarter ending September 2018	3,921	→
Quarter ending December 2018	3,933	→
Quarter ending March 2019	3,993	→
Quarter ending June 2019	4,140	↑
Variance since June 2018	6.0%	↑



ACTIVITY



Adjusted Scheduled Activity (UDA)		
Month	2019	2020
April	548	518
May	1,080	1,233
June	1,628	1,766
July	2,437	
August	3,149	
September	3,847	
October	4,637	
November	5,363	
December	5,872	
January	6,647	
February	7,381	
March	8,321	
April	8,567	
May	8,558	
June	8,559	

QUALITY

	Quantity	Base Number	Contract	AT	Region	England
% of FP17s for the same patient ID Re-attending within 3 months - Children	23	608	3.8%	10.2%	11.9%	11.4%
% of FP17s for the same patient ID Re-attending within 3 months - Adults	62	703	8.8%	15.5%	17.2%	15.4%
% of FP17s for the same patient ID Re-attending between 3 & 9 months - Children	370	608	60.9%	50.1%	49.8%	59.8%
% of FP17s for the same patient ID Re-attending between 3 & 9 months - Adults	348	703	49.5%	39.4%	39.5%	52.1%
% of FP17s for Band 1 Urgent Courses	68	1,168	5.8%	10.5%	11.2%	9.2%
% of FP17s Relating to Free Repair or Replacements	2	1,168	0.2%	0.6%	0.5%	0.7%
% of FP17s Relating to Continuations	0	1,168	0.0%	0.8%	0.7%	0.8%
% of Patients satisfied with the dentistry they have received	0	0	N/A	91.0%	90.6%	93.4%
% of Patients satisfied with the time they had to wait for an appointment	0	0	N/A	87.1%	83.8%	87.6%

* This is based on patients treated on this contract for their most recent course of treatment. Figures in italics indicate the base number of FP17s or Patient Questionnaire responses are less than 100. N/A is shown where the base number of responses is less than 10 during the period. % is calculated as Quantity/Base number*100

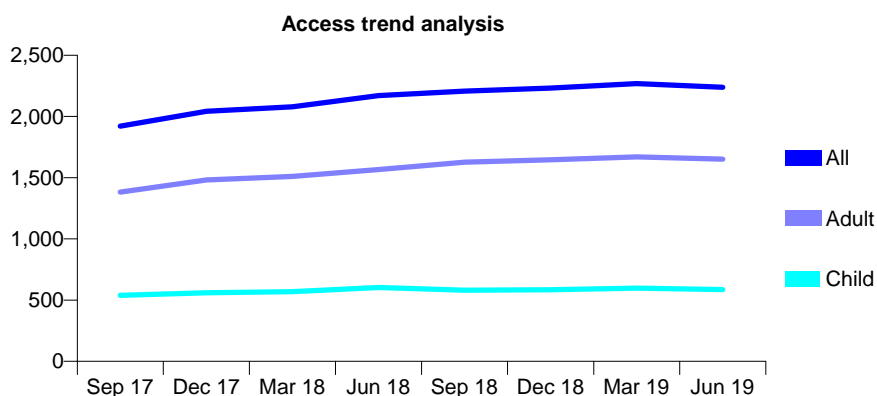
Q63 - Vital Signs At a Glance Contract Report for 120251/0001 - June 2019

Name or company name	W. M. Rosten Ltd
Contract type name	GDS Contract
Purpose of contract	General
Contract start date	01/04/2008
Contract end date	

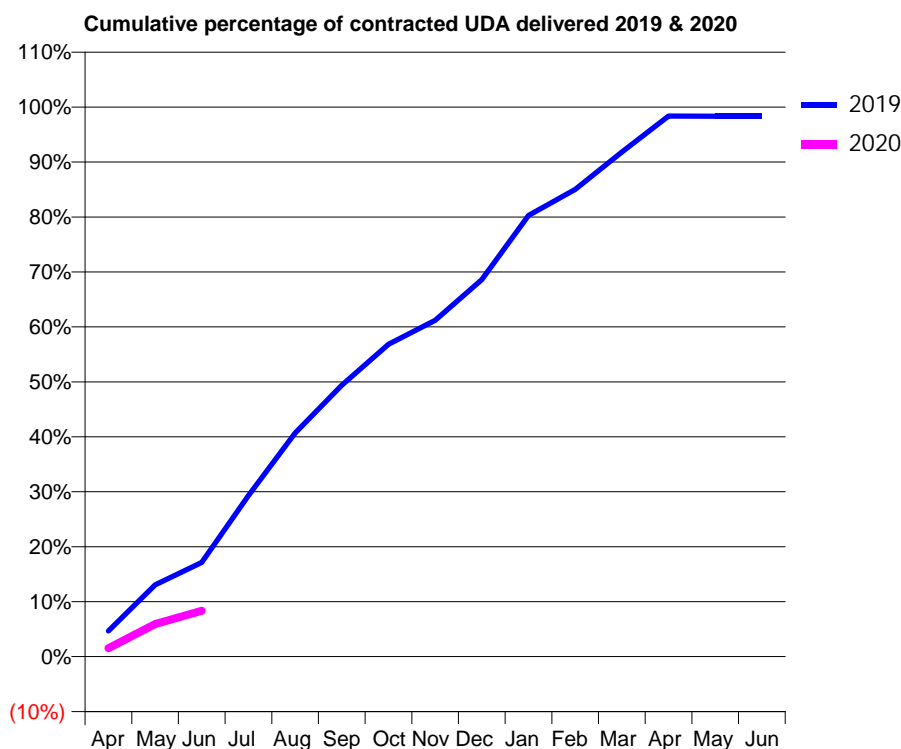
19/20 Contracted general activity (UDA)	5,000
Carry forward general activity (UDA)	0
19/20 Contracted orthodontic activity (UOA)	0
Carry forward orthodontic activity (UOA)	0
Baseline contract value	£131,312.97

ACCESS*

Patients seen in 24 months	Total	Change since previous quarter
Quarter ending June 2018	2,170	
Quarter ending September 2018	2,208	→
Quarter ending December 2018	2,232	→
Quarter ending March 2019	2,268	→
Quarter ending June 2019	2,239	↓
Variance since June 2018	3.2%	↑



ACTIVITY



Month	Adjusted Scheduled Activity (UDA)	
	2019	2020
April	234	77
May	654	297
June	857	416
July	1,466	
August	2,036	
September	2,468	
October	2,841	
November	3,059	
December	3,429	
January	4,013	
February	4,250	
March	4,591	
April	4,919	
May	4,918	
June	4,918	

QUALITY

	Quantity	Base Number	Contract	AT	Region	England
% of FP17s for the same patient ID Re-attending within 3 months - Children	8	130	6.2%	10.2%	11.9%	11.4%
% of FP17s for the same patient ID Re-attending within 3 months - Adults	54	423	12.8%	15.5%	17.2%	15.4%
% of FP17s for the same patient ID Re-attending between 3 & 9 months - Children	82	130	63.1%	50.1%	49.8%	59.8%
% of FP17s for the same patient ID Re-attending between 3 & 9 months - Adults	204	423	48.2%	39.4%	39.5%	52.1%
% of FP17s for Band 1 Urgent Courses	11	170	6.5%	10.5%	11.2%	9.2%
% of FP17s Relating to Free Repair or Replacements	0	170	0.0%	0.6%	0.5%	0.7%
% of FP17s Relating to Continuations	3	170	1.8%	0.8%	0.7%	0.8%
% of Patients satisfied with the dentistry they have received	0	0	N/A	91.0%	90.6%	93.4%
% of Patients satisfied with the time they had to wait for an appointment	0	0	N/A	87.1%	83.8%	87.6%

* This is based on patients treated on this contract for their most recent course of treatment. Figures in italics indicate the base number of FP17s or Patient Questionnaire responses are less than 100. N/A is shown where the base number of responses is less than 10 during the period. % is calculated as Quantity/Base number*100

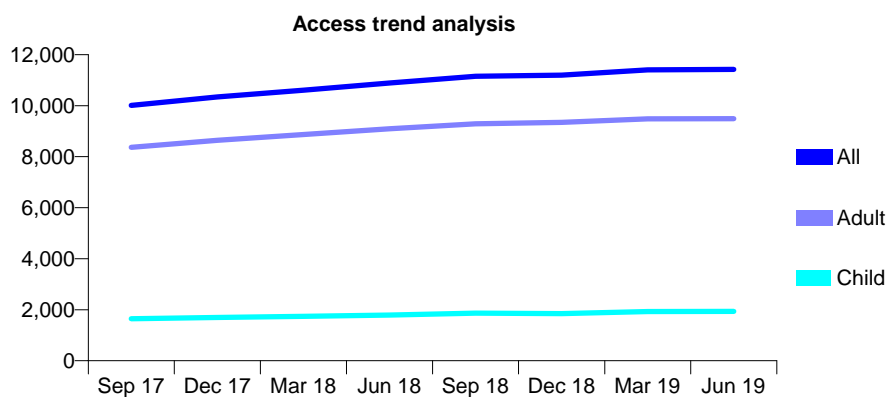
Q63 - Vital Signs At a Glance Contract Report for 120375/0001 - June 2019

Name or company name	New Cross Dental Practice
Contract type name	GDS Contract
Purpose of contract	General
Contract start date	01/09/2014
Contract end date	

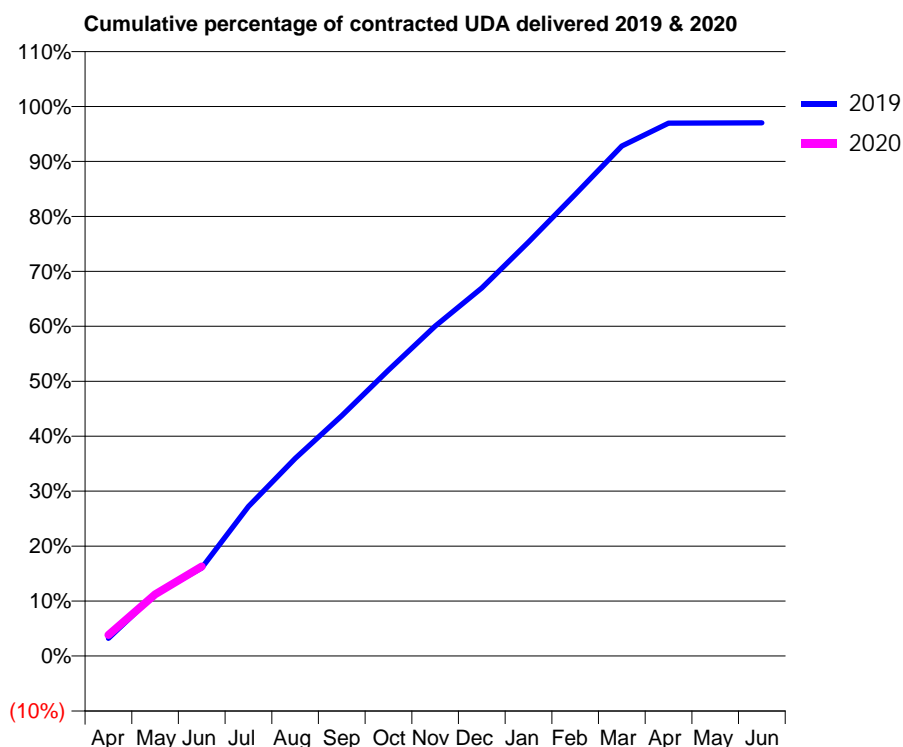
19/20 Contracted general activity (UDA)	35,350
Carry forward general activity (UDA)	0
19/20 Contracted orthodontic activity (UOA)	0
Carry forward orthodontic activity (UOA)	0
Baseline contract value	£1,047,756.46

ACCESS*

Patients seen in 24 months	Total	Change since previous quarter
Quarter ending June 2018	10,889	
Quarter ending September 2018	11,158	↑
Quarter ending December 2018	11,195	→
Quarter ending March 2019	11,405	→
Quarter ending June 2019	11,424	→
Variance since June 2018	4.9%	↑



ACTIVITY



Month	Adjusted Scheduled Activity (UDA)	
	2019	2020
April	1,136	1,362
May	3,983	3,968
June	5,667	5,757
July	9,624	
August	12,708	
September	15,461	
October	18,384	
November	21,225	
December	23,670	
January	26,626	
February	29,694	
March	32,804	
April	34,278	
May	34,282	
June	34,300	

QUALITY

	Quantity	Base Number	Contract	AT	Region	England
% of FP17s for the same patient ID Re-attending within 3 months - Children	26	483	5.4%	10.2%	11.9%	11.4%
% of FP17s for the same patient ID Re-attending within 3 months - Adults	229	1,994	11.5%	15.5%	17.2%	15.4%
% of FP17s for the same patient ID Re-attending between 3 & 9 months - Children	229	483	47.4%	50.1%	49.8%	59.8%
% of FP17s for the same patient ID Re-attending between 3 & 9 months - Adults	753	1,994	37.8%	39.4%	39.5%	52.1%
% of FP17s for Band 1 Urgent Courses	176	2,060	8.5%	10.5%	11.2%	9.2%
% of FP17s Relating to Free Repair or Replacements	17	2,060	0.8%	0.6%	0.5%	0.7%
% of FP17s Relating to Continuations	12	2,060	0.6%	0.8%	0.7%	0.8%
% of Patients satisfied with the dentistry they have received	2	2	N/A	91.0%	90.6%	93.4%
% of Patients satisfied with the time they had to wait for an appointment	2	2	N/A	87.1%	83.8%	87.6%

* This is based on patients treated on this contract for their most recent course of treatment. Figures in italics indicate the base number of FP17s or Patient Questionnaire responses are less than 100. N/A is shown where the base number of responses is less than 10 during the period. % is calculated as Quantity/Base number*100

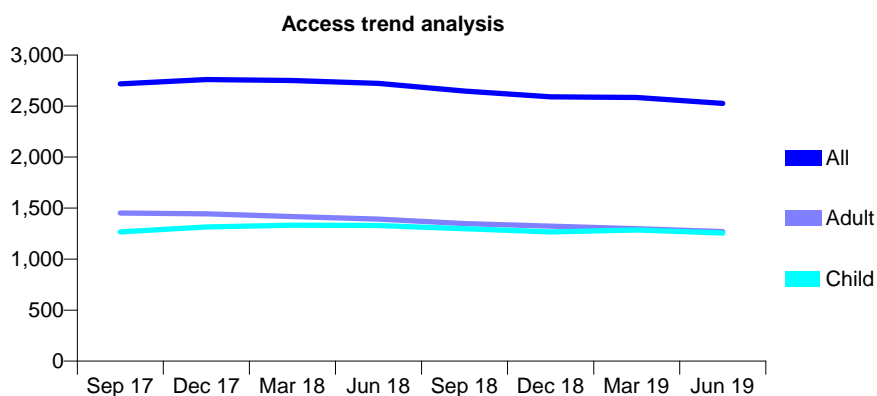
Q63 - Vital Signs At a Glance Contract Report for 121134/0001 - June 2019

Name or company name	Mottingham Dental Practice Limited
Contract type name	GDS Contract
Purpose of contract	General
Contract start date	01/04/2010
Contract end date	

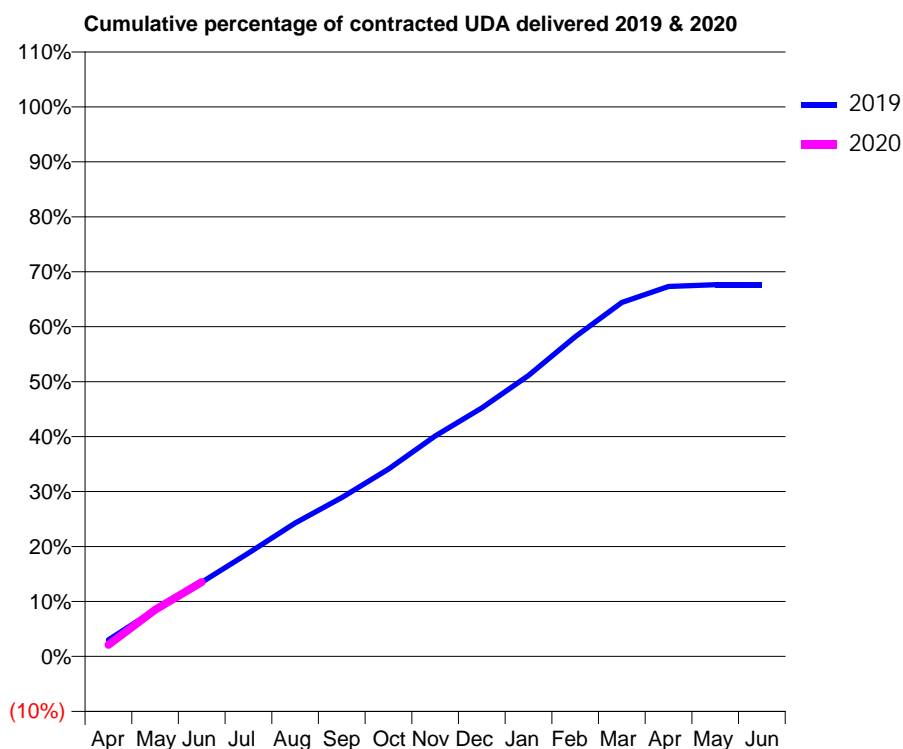
19/20 Contracted general activity (UDA)	10,750
Carry forward general activity (UDA)	0
19/20 Contracted orthodontic activity (UOA)	0
Carry forward orthodontic activity (UOA)	0
Baseline contract value	£324,063.07

ACCESS*

Patients seen in 24 months	Total	Change since previous quarter
Quarter ending June 2018	2,722	
Quarter ending September 2018	2,647	↓
Quarter ending December 2018	2,590	↓
Quarter ending March 2019	2,584	→
Quarter ending June 2019	2,526	↓
Variance since June 2018	(7.2%)	↓



ACTIVITY



Adjusted Scheduled Activity (UDA)		
Month	2019	2020
April	326	227
May	916	912
June	1,451	1,455
July	2,020	
August	2,611	
September	3,109	
October	3,664	
November	4,314	
December	4,862	
January	5,495	
February	6,255	
March	6,922	
April	7,239	
May	7,273	
June	7,273	

QUALITY

	Quantity	Base Number	Contract	AT	Region	England
% of FP17s for the same patient ID Re-attending within 3 months - Children	21	295	7.1%	10.2%	11.9%	11.4%
% of FP17s for the same patient ID Re-attending within 3 months - Adults	102	363	28.1%	15.5%	17.2%	15.4%
% of FP17s for the same patient ID Re-attending between 3 & 9 months - Children	139	295	47.1%	50.1%	49.8%	59.8%
% of FP17s for the same patient ID Re-attending between 3 & 9 months - Adults	100	363	27.5%	39.4%	39.5%	52.1%
% of FP17s for Band 1 Urgent Courses	110	538	20.4%	10.5%	11.2%	9.2%
% of FP17s Relating to Free Repair or Replacements	0	538	0.0%	0.6%	0.5%	0.7%
% of FP17s Relating to Continuations	1	538	0.2%	0.8%	0.7%	0.8%
% of Patients satisfied with the dentistry they have received	0	0	N/A	91.0%	90.6%	93.4%
% of Patients satisfied with the time they had to wait for an appointment	0	0	N/A	87.1%	83.8%	87.6%

* This is based on patients treated on this contract for their most recent course of treatment. Figures in italics indicate the base number of FP17s or Patient Questionnaire responses are less than 100. N/A is shown where the base number of responses is less than 10 during the period. % is calculated as Quantity/Base number*100

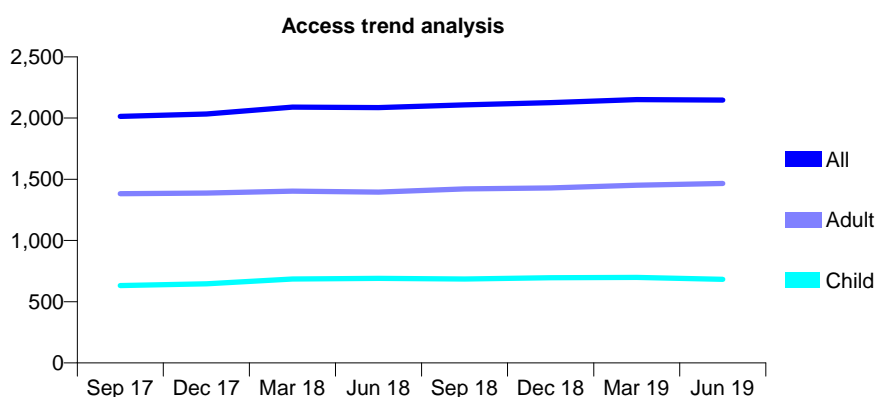
Q63 - Vital Signs At a Glance Contract Report for 121290/0001 - June 2019

Name or company name	Mount Road Dental Surgery
Contract type name	GDS Contract
Purpose of contract	General
Contract start date	15/09/2008
Contract end date	

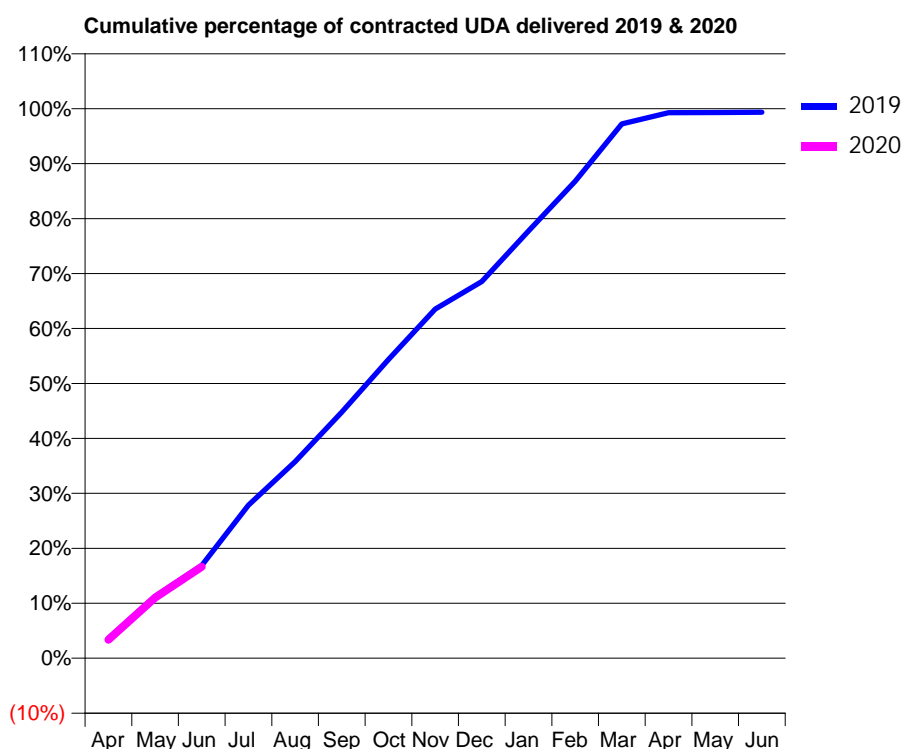
19/20 Contracted general activity (UDA)	5,000
Carry forward general activity (UDA)	0
19/20 Contracted orthodontic activity (UOA)	0
Carry forward orthodontic activity (UOA)	0
Baseline contract value	£129,287.45

ACCESS*

Patients seen in 24 months	Total	Change since previous quarter
Quarter ending June 2018	2,086	
Quarter ending September 2018	2,107	→
Quarter ending December 2018	2,126	→
Quarter ending March 2019	2,151	→
Quarter ending June 2019	2,148	→
Variance since June 2018	3.0%	↑



ACTIVITY



Month	2019	2020
April	181	169
May	563	552
June	844	833
July	1,394	
August	1,789	
September	2,239	
October	2,717	
November	3,177	
December	3,428	
January	3,887	
February	4,340	
March	4,861	
April	4,963	
May	4,965	
June	4,969	

QUALITY

	Quantity	Base Number	Contract	AT	Region	England
% of FP17s for the same patient ID Re-attending within 3 months - Children	11	180	6.1%	10.2%	11.9%	11.4%
% of FP17s for the same patient ID Re-attending within 3 months - Adults	49	331	14.8%	15.5%	17.2%	15.4%
% of FP17s for the same patient ID Re-attending between 3 & 9 months - Children	98	180	54.4%	50.1%	49.8%	59.8%
% of FP17s for the same patient ID Re-attending between 3 & 9 months - Adults	118	331	35.6%	39.4%	39.5%	52.1%
% of FP17s for Band 1 Urgent Courses	62	456	13.6%	10.5%	11.2%	9.2%
% of FP17s Relating to Free Repair or Replacements	3	456	0.7%	0.6%	0.5%	0.7%
% of FP17s Relating to Continuations	0	456	0.0%	0.8%	0.7%	0.8%
% of Patients satisfied with the dentistry they have received	3	4	N/A	91.0%	90.6%	93.4%
% of Patients satisfied with the time they had to wait for an appointment	4	4	N/A	87.1%	83.8%	87.6%

* This is based on patients treated on this contract for their most recent course of treatment.

Figures in italics indicate the base number of FP17s or Patient Questionnaire responses are less than 100. N/A is shown where the base number of responses is less than 10 during the period. % is calculated as Quantity/Base number*100

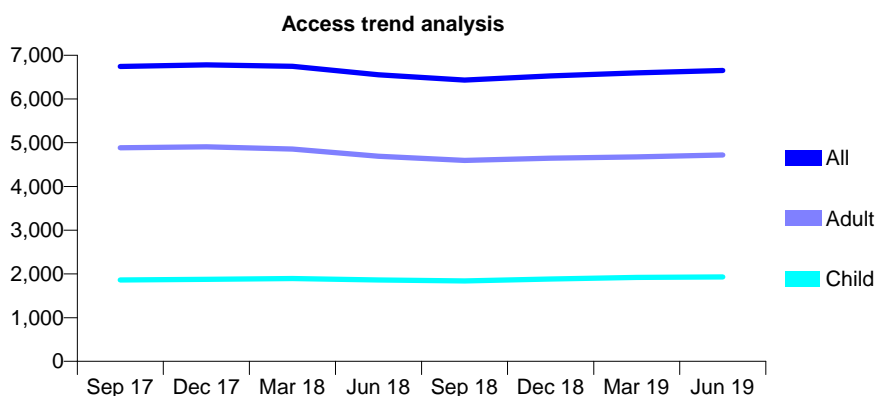
Q63 - Vital Signs At a Glance Contract Report for 122300/0001 - June 2019

Name or company name	Splendent Care Ltd
Contract type name	GDS Contract
Purpose of contract	General
Contract start date	01/04/2007
Contract end date	

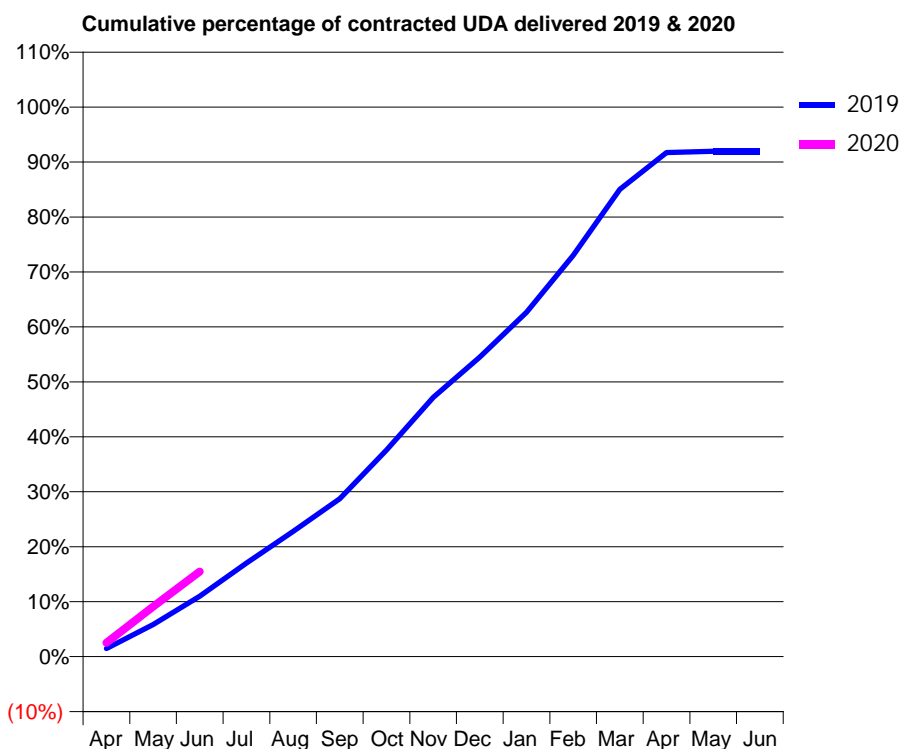
19/20 Contracted general activity (UDA)	22,149
Carry forward general activity (UDA)	0
19/20 Contracted orthodontic activity (UOA)	0
Carry forward orthodontic activity (UOA)	0
Baseline contract value	£672,034.03

ACCESS*

Patients seen in 24 months	Total	Change since previous quarter
Quarter ending June 2018	6,552	
Quarter ending September 2018	6,435	↓
Quarter ending December 2018	6,530	→
Quarter ending March 2019	6,596	→
Quarter ending June 2019	6,654	→
Variance since June 2018	1.6%	→



ACTIVITY



Month	Adjusted Scheduled Activity (UDA)	
	2019	2020
April	324	556
May	1,294	2,021
June	2,437	3,427
July	3,771	
August	5,050	
September	6,363	
October	8,325	
November	10,444	
December	12,070	
January	13,874	
February	16,178	
March	18,832	
April	20,316	
May	20,366	
June	20,366	

QUALITY

	Quantity	Base Number	Contract	AT	Region	England
% of FP17s for the same patient ID Re-attending within 3 months - Children	81	722	11.2%	10.2%	11.9%	11.4%
% of FP17s for the same patient ID Re-attending within 3 months - Adults	241	1,417	17.0%	15.5%	17.2%	15.4%
% of FP17s for the same patient ID Re-attending between 3 & 9 months - Children	366	722	50.7%	50.1%	49.8%	59.8%
% of FP17s for the same patient ID Re-attending between 3 & 9 months - Adults	541	1,417	38.2%	39.4%	39.5%	52.1%
% of FP17s for Band 1 Urgent Courses	167	1,603	10.4%	10.5%	11.2%	9.2%
% of FP17s Relating to Free Repair or Replacements	9	1,603	0.6%	0.6%	0.5%	0.7%
% of FP17s Relating to Continuations	3	1,603	0.2%	0.8%	0.7%	0.8%
% of Patients satisfied with the dentistry they have received	2	2	N/A	91.0%	90.6%	93.4%
% of Patients satisfied with the time they had to wait for an appointment	2	2	N/A	87.1%	83.8%	87.6%

* This is based on patients treated on this contract for their most recent course of treatment. Figures in italics indicate the base number of FP17s or Patient Questionnaire responses are less than 100. N/A is shown where the base number of responses is less than 10 during the period. % is calculated as Quantity/Base number*100

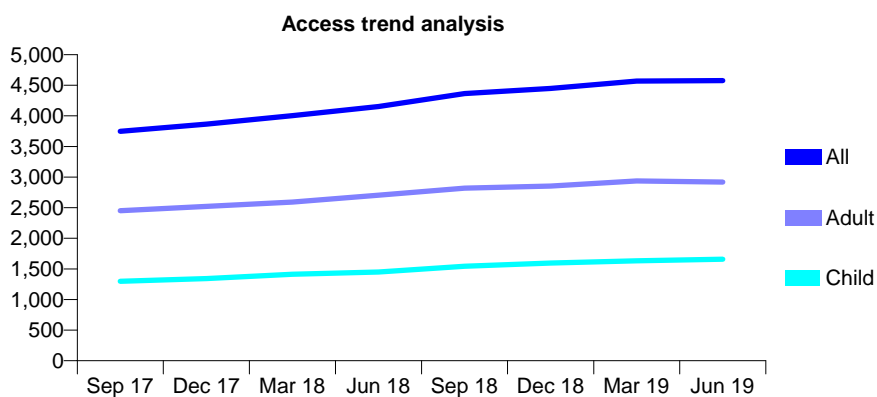
Q63 - Vital Signs At a Glance Contract Report for 122564/0001 - June 2019

Name or company name	Westbury Dental Care
Contract type name	GDS Contract
Purpose of contract	General
Contract start date	01/11/2013
Contract end date	

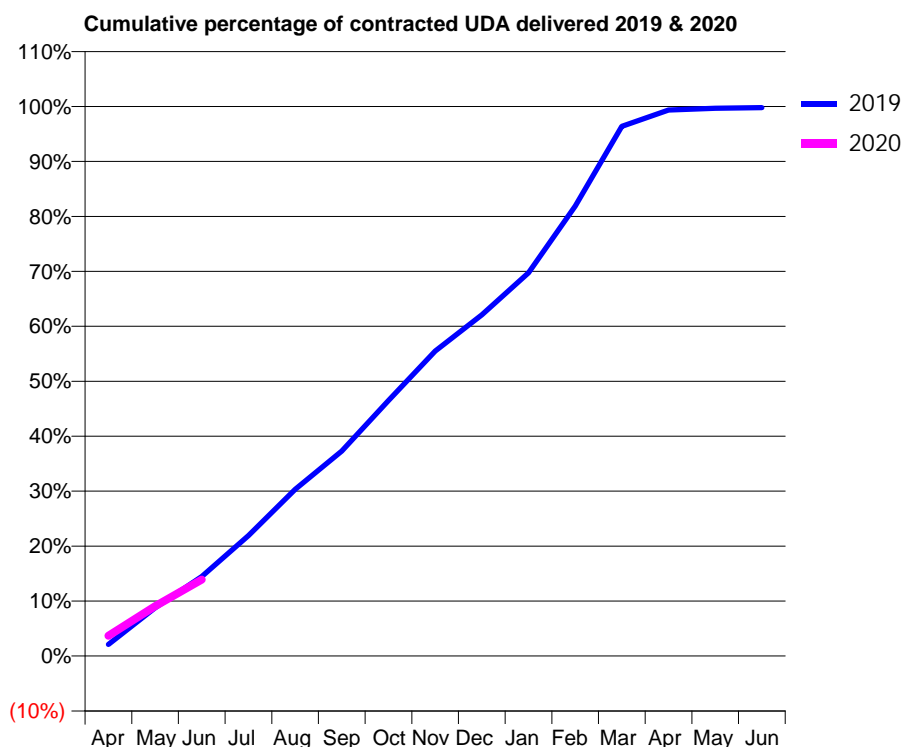
19/20 Contracted general activity (UDA)	10,000
Carry forward general activity (UDA)	0
19/20 Contracted orthodontic activity (UOA)	0
Carry forward orthodontic activity (UOA)	0
Baseline contract value	£299,058.15

ACCESS*

Patients seen in 24 months	Total	Change since previous quarter
Quarter ending June 2018	4,154	
Quarter ending September 2018	4,364	↑
Quarter ending December 2018	4,447	→
Quarter ending March 2019	4,570	↑
Quarter ending June 2019	4,577	→
Variance since June 2018	10.2%	↑



ACTIVITY



Month	Adjusted Scheduled Activity (UDA)	
	2019	2020
April	213	369
May	878	906
June	1,445	1,393
July	2,192	
August	3,032	
September	3,728	
October	4,648	
November	5,550	
December	6,208	
January	6,972	
February	8,186	
March	9,637	
April	9,936	
May	9,968	
June	9,981	

QUALITY

	Quantity	Base Number	Contract	AT	Region	England
% of FP17s for the same patient ID Re-attending within 3 months - Children	67	523	12.8%	10.2%	11.9%	11.4%
% of FP17s for the same patient ID Re-attending within 3 months - Adults	115	626	18.4%	15.5%	17.2%	15.4%
% of FP17s for the same patient ID Re-attending between 3 & 9 months - Children	311	523	59.5%	50.1%	49.8%	59.8%
% of FP17s for the same patient ID Re-attending between 3 & 9 months - Adults	207	626	33.1%	39.4%	39.5%	52.1%
% of FP17s for Band 1 Urgent Courses	84	759	11.1%	10.5%	11.2%	9.2%
% of FP17s Relating to Free Repair or Replacements	3	759	0.4%	0.6%	0.5%	0.7%
% of FP17s Relating to Continuations	1	759	0.1%	0.8%	0.7%	0.8%
% of Patients satisfied with the dentistry they have received	0	0	N/A	91.0%	90.6%	93.4%
% of Patients satisfied with the time they had to wait for an appointment	0	0	N/A	87.1%	83.8%	87.6%

* This is based on patients treated on this contract for their most recent course of treatment. Figures in italics indicate the base number of FP17s or Patient Questionnaire responses are less than 100. N/A is shown where the base number of responses is less than 10 during the period. % is calculated as Quantity/Base number*100

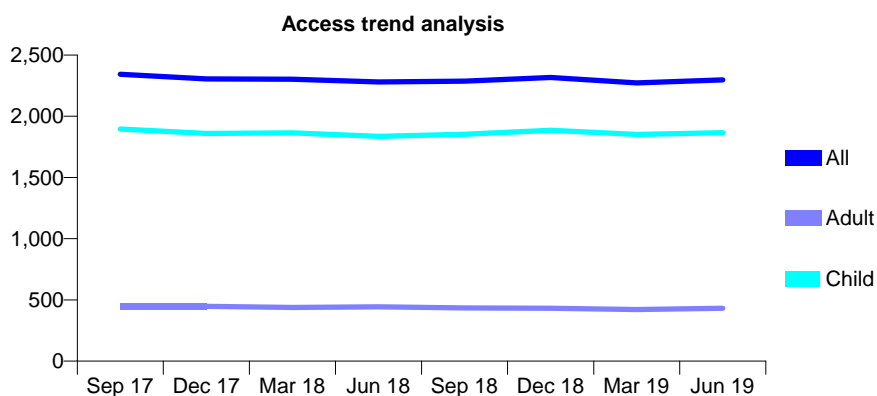
Q63 - Vital Signs At a Glance Contract Report for 123226/0001 - June 2019

Name or company name	Anand Dinker Patel
Contract type name	GDS Contract
Purpose of contract	General
Contract start date	01/09/2014
Contract end date	

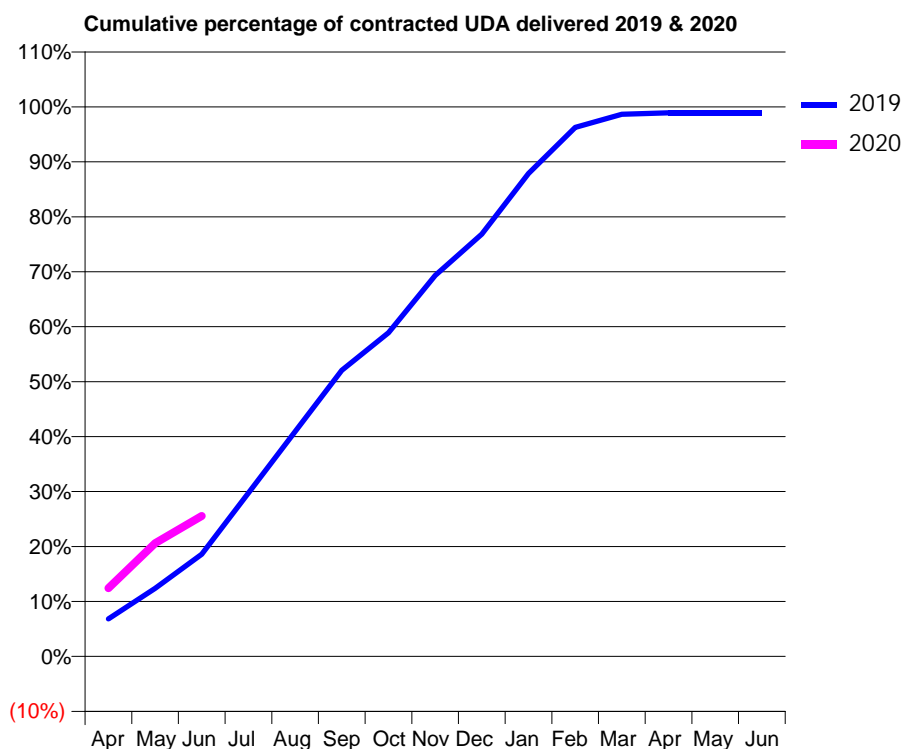
19/20 Contracted general activity (UDA)	4,200
Carry forward general activity (UDA)	0
19/20 Contracted orthodontic activity (UOA)	0
Carry forward orthodontic activity (UOA)	0
Baseline contract value	£95,407.33

ACCESS*

Patients seen in 24 months	Total	Change since previous quarter
Quarter ending June 2018	2,280	
Quarter ending September 2018	2,287	→
Quarter ending December 2018	2,318	→
Quarter ending March 2019	2,273	↓
Quarter ending June 2019	2,297	→
Variance since June 2018	0.7%	→



ACTIVITY



Adjusted Scheduled Activity (UDA)		
Month	2019	2020
April	287	521
May	520	866
June	781	1,074
July	1,250	
August	1,719	
September	2,187	
October	2,474	
November	2,912	
December	3,227	
January	3,691	
February	4,043	
March	4,144	
April	4,154	
May	4,154	
June	4,155	

QUALITY

	Quantity	Base Number	Contract	AT	Region	England
% of FP17s for the same patient ID Re-attending within 3 months - Children	47	733	6.4%	10.2%	11.9%	11.4%
% of FP17s for the same patient ID Re-attending within 3 months - Adults	1	80	1.3%	15.5%	17.2%	15.4%
% of FP17s for the same patient ID Re-attending between 3 & 9 months - Children	425	733	58.0%	50.1%	49.8%	59.8%
% of FP17s for the same patient ID Re-attending between 3 & 9 months - Adults	45	80	56.3%	39.4%	39.5%	52.1%
% of FP17s for Band 1 Urgent Courses	15	803	1.9%	10.5%	11.2%	9.2%
% of FP17s Relating to Free Repair or Replacements	0	803	0.0%	0.6%	0.5%	0.7%
% of FP17s Relating to Continuations	1	803	0.1%	0.8%	0.7%	0.8%
% of Patients satisfied with the dentistry they have received	0	0	N/A	91.0%	90.6%	93.4%
% of Patients satisfied with the time they had to wait for an appointment	0	0	N/A	87.1%	83.8%	87.6%

* This is based on patients treated on this contract for their most recent course of treatment. Figures in italics indicate the base number of FP17s or Patient Questionnaire responses are less than 100. N/A is shown where the base number of responses is less than 10 during the period. % is calculated as Quantity/Base number*100

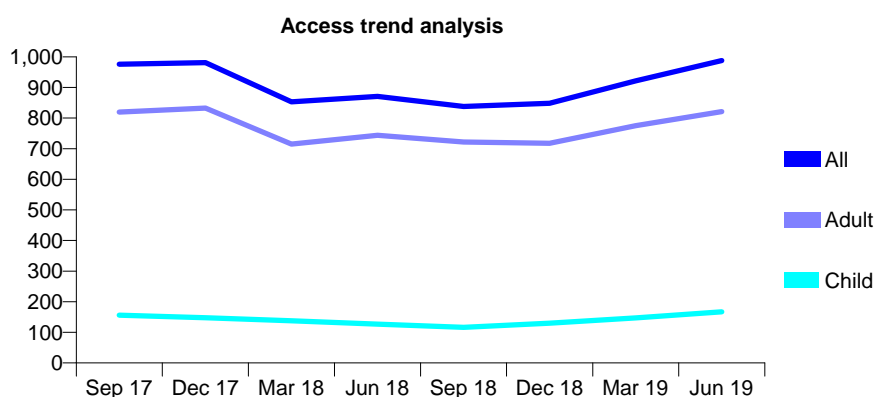
Q63 - Vital Signs At a Glance Contract Report for 124656/0001 - June 2019

Name or company name	Bhageerutty Smiles Ltd
Contract type name	GDS Contract
Purpose of contract	General
Contract start date	01/04/2009
Contract end date	

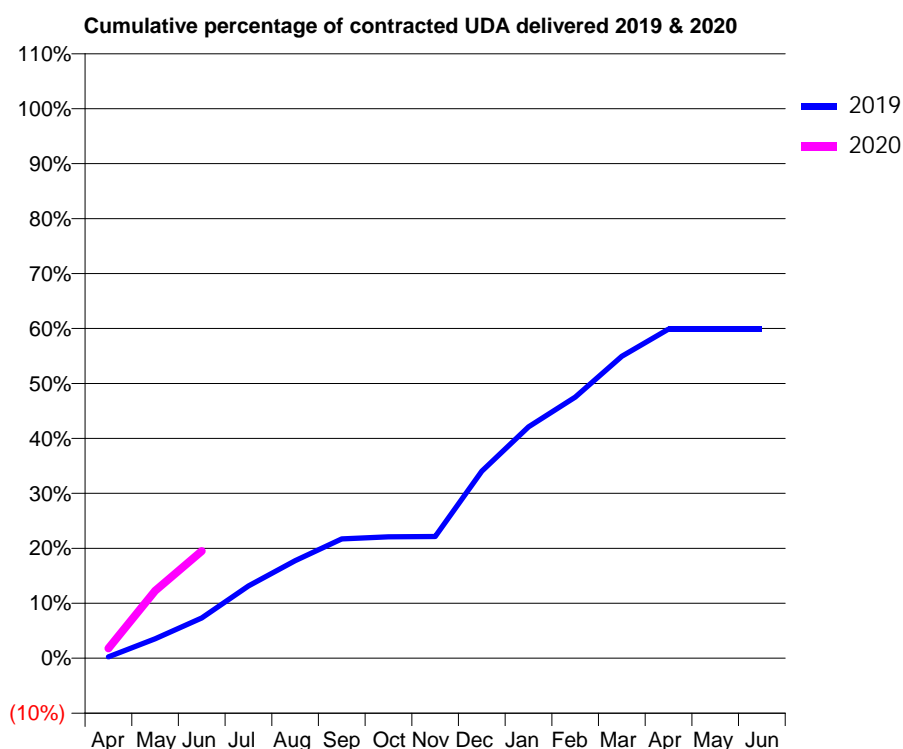
19/20 Contracted general activity (UDA)	7,265
Carry forward general activity (UDA)	0
19/20 Contracted orthodontic activity (UOA)	0
Carry forward orthodontic activity (UOA)	0
Baseline contract value	£242,539.92

ACCESS*

Patients seen in 24 months	Total	Change since previous quarter
Quarter ending June 2018	871	
Quarter ending September 2018	838	↓
Quarter ending December 2018	848	→
Quarter ending March 2019	922	↑
Quarter ending June 2019	988	↑
Variance since June 2018	13.4%	↑



ACTIVITY



Month	2019	2020
April	18	129
May	257	891
June	534	1,417
July	956	
August	1,290	
September	1,576	
October	1,605	
November	1,609	
December	2,473	
January	3,057	
February	3,452	
March	3,990	
April	4,351	
May	4,351	
June	4,351	

QUALITY

	Quantity	Base Number	Contract	AT	Region	England
% of FP17s for the same patient ID Re-attending within 3 months - Children	8	72	11.1%	10.2%	11.9%	11.4%
% of FP17s for the same patient ID Re-attending within 3 months - Adults	52	247	21.1%	15.5%	17.2%	15.4%
% of FP17s for the same patient ID Re-attending between 3 & 9 months - Children	22	72	30.6%	50.1%	49.8%	59.8%
% of FP17s for the same patient ID Re-attending between 3 & 9 months - Adults	47	247	19.0%	39.4%	39.5%	52.1%
% of FP17s for Band 1 Urgent Courses	46	256	18.0%	10.5%	11.2%	9.2%
% of FP17s Relating to Free Repair or Replacements	2	256	0.8%	0.6%	0.5%	0.7%
% of FP17s Relating to Continuations	0	256	0.0%	0.8%	0.7%	0.8%
% of Patients satisfied with the dentistry they have received	0	0	N/A	91.0%	90.6%	93.4%
% of Patients satisfied with the time they had to wait for an appointment	0	0	N/A	87.1%	83.8%	87.6%

* This is based on patients treated on this contract for their most recent course of treatment.

Figures in italics indicate the base number of FP17s or Patient Questionnaire responses are less than 100. N/A is shown where the base number of responses is less than 10 during the period. % is calculated as Quantity/Base number*100

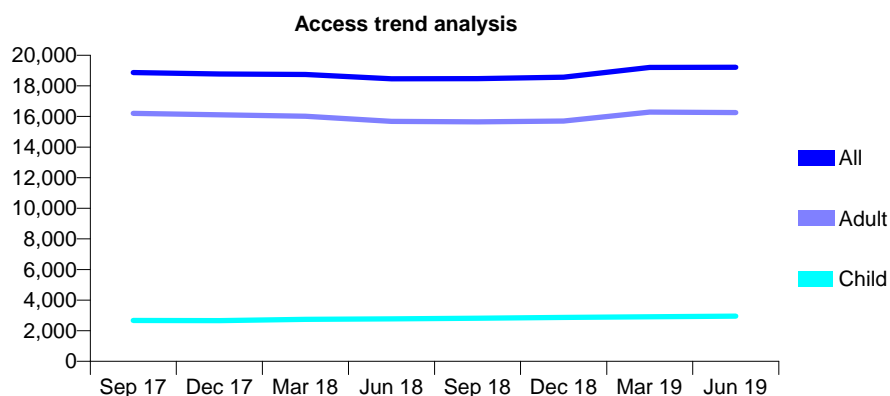
Q63 - Vital Signs At a Glance Contract Report for 124796/0001 - June 2019

Name or company name	Progenics Ltd
Contract type name	GDS Contract
Purpose of contract	General
Contract start date	01/11/2009
Contract end date	

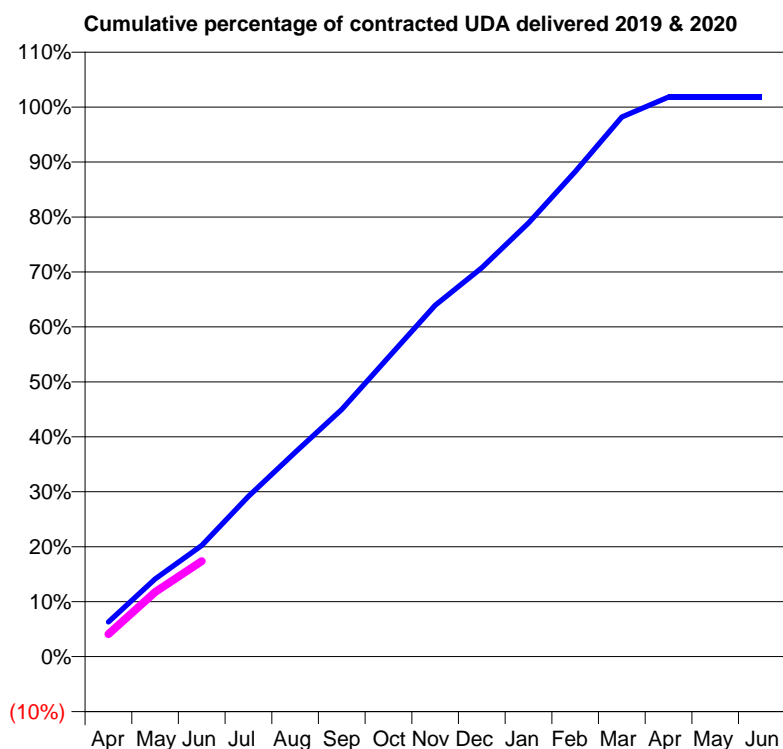
19/20 Contracted general activity (UDA)	41,300
Carry forward general activity (UDA)	0
19/20 Contracted orthodontic activity (UOA)	0
Carry forward orthodontic activity (UOA)	0
Baseline contract value	£1,234,834.17

ACCESS*

Patients seen in 24 months	Total	Change since previous quarter
Quarter ending June 2018	18,459	
Quarter ending September 2018	18,467	→
Quarter ending December 2018	18,570	→
Quarter ending March 2019	19,202	↑
Quarter ending June 2019	19,214	→
Variance since June 2018	4.1%	↑



ACTIVITY



Month	Adjusted Scheduled Activity (UDA)	
	2019	2020
April	2,598	1,685
May	5,834	4,854
June	8,358	7,168
July	12,052	
August	15,362	
September	18,578	
October	22,496	
November	26,407	
December	29,223	
January	32,587	
February	36,447	
March	40,550	
April	42,061	
May	42,052	
June	42,053	

QUALITY

	Quantity	Base Number	Contract	AT	Region	England
% of FP17s for the same patient ID Re-attending within 3 months - Children	25	828	3.0%	10.2%	11.9%	11.4%
% of FP17s for the same patient ID Re-attending within 3 months - Adults	294	3,465	8.5%	15.5%	17.2%	15.4%
% of FP17s for the same patient ID Re-attending between 3 & 9 months - Children	415	828	50.1%	50.1%	49.8%	59.8%
% of FP17s for the same patient ID Re-attending between 3 & 9 months - Adults	1,095	3,465	31.6%	39.4%	39.5%	52.1%
% of FP17s for Band 1 Urgent Courses	396	3,618	10.9%	10.5%	11.2%	9.2%
% of FP17s Relating to Free Repair or Replacements	31	3,618	0.9%	0.6%	0.5%	0.7%
% of FP17s Relating to Continuations	3	3,618	0.1%	0.8%	0.7%	0.8%
% of Patients satisfied with the dentistry they have received	5	5	N/A	91.0%	90.6%	93.4%
% of Patients satisfied with the time they had to wait for an appointment	4	5	N/A	87.1%	83.8%	87.6%

* This is based on patients treated on this contract for their most recent course of treatment.

Figures in italics indicate the base number of FP17s or Patient Questionnaire responses are less than 100. N/A is shown where the base number of responses is less than 10 during the period. % is calculated as Quantity/Base number*100

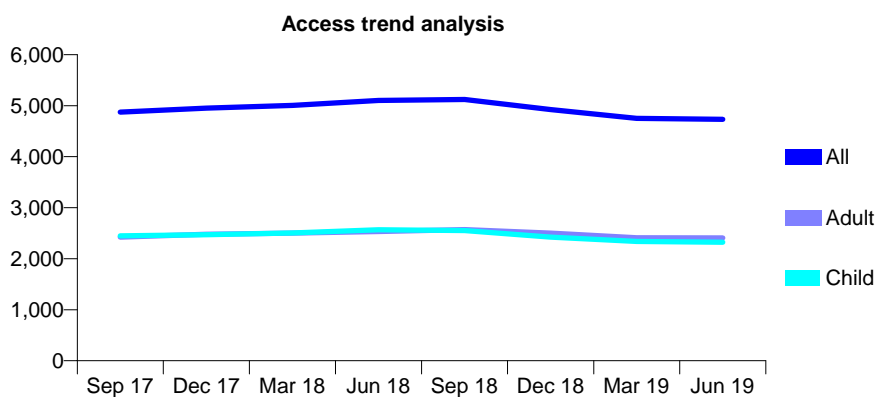
Q63 - Vital Signs At a Glance Contract Report for 124869/0001 - June 2019

Name or company name	M.K. Vasant & Associates
Contract type name	GDS Contract
Purpose of contract	General
Contract start date	01/04/2006
Contract end date	

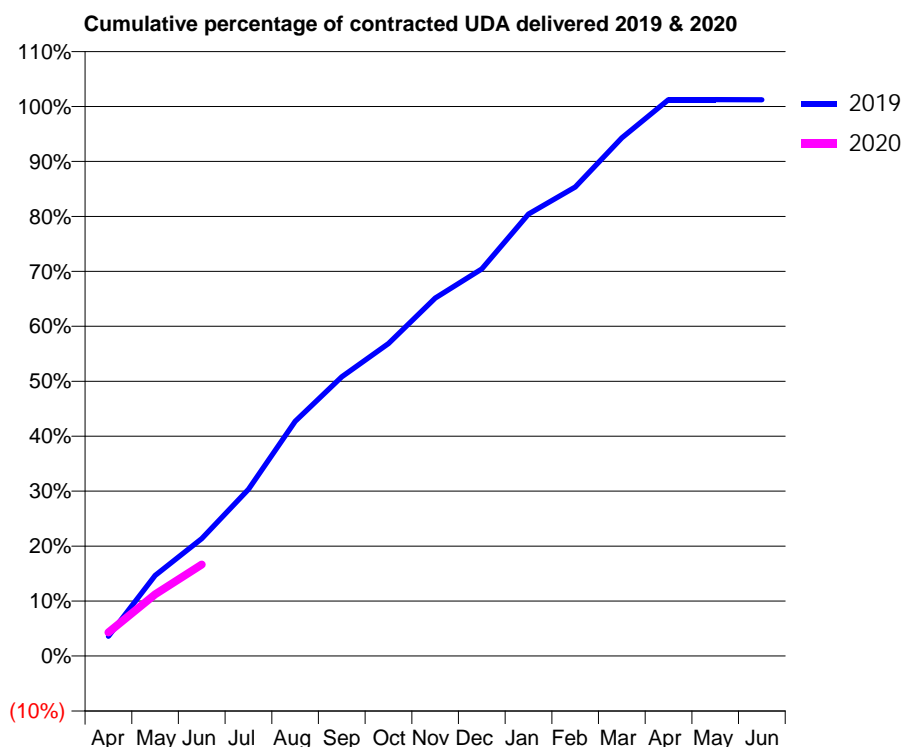
19/20 Contracted general activity (UDA)	12,500
Carry forward general activity (UDA)	0
19/20 Contracted orthodontic activity (UOA)	0
Carry forward orthodontic activity (UOA)	0
Baseline contract value	£318,526.26

ACCESS*

Patients seen in 24 months	Total	Change since previous quarter
Quarter ending June 2018	5,102	
Quarter ending September 2018	5,123	→
Quarter ending December 2018	4,925	↓
Quarter ending March 2019	4,751	↓
Quarter ending June 2019	4,733	→
Variance since June 2018	(7.2%)	↓



ACTIVITY



Month	Adjusted Scheduled Activity (UDA)	
	2019	2020
April	451	539
May	1,835	1,404
June	2,669	2,081
July	3,791	
August	5,336	
September	6,352	
October	7,109	
November	8,139	
December	8,803	
January	10,051	
February	10,666	
March	11,787	
April	12,652	
May	12,652	
June	12,649	

QUALITY

	Quantity	Base Number	Contract	AT	Region	England
% of FP17s for the same patient ID Re-attending within 3 months - Children	68	754	9.0%	10.2%	11.9%	11.4%
% of FP17s for the same patient ID Re-attending within 3 months - Adults	106	633	16.7%	15.5%	17.2%	15.4%
% of FP17s for the same patient ID Re-attending between 3 & 9 months - Children	327	754	43.4%	50.1%	49.8%	59.8%
% of FP17s for the same patient ID Re-attending between 3 & 9 months - Adults	187	633	29.5%	39.4%	39.5%	52.1%
% of FP17s for Band 1 Urgent Courses	96	987	9.7%	10.5%	11.2%	9.2%
% of FP17s Relating to Free Repair or Replacements	3	987	0.3%	0.6%	0.5%	0.7%
% of FP17s Relating to Continuations	4	987	0.4%	0.8%	0.7%	0.8%
% of Patients satisfied with the dentistry they have received	1	1	N/A	91.0%	90.6%	93.4%
% of Patients satisfied with the time they had to wait for an appointment	0	1	N/A	87.1%	83.8%	87.6%

* This is based on patients treated on this contract for their most recent course of treatment. Figures in italics indicate the base number of FP17s or Patient Questionnaire responses are less than 100. N/A is shown where the base number of responses is less than 10 during the period. % is calculated as Quantity/Base number*100

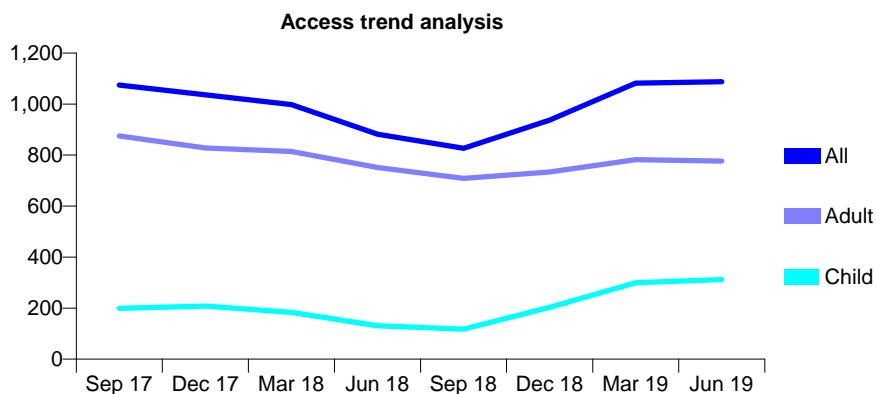
Q63 - Vital Signs At a Glance Contract Report for 124869/0002 - June 2019

Name or company name	M.K. Vasant & Associates
Contract type name	GDS Contract
Purpose of contract	General
Contract start date	01/04/2006
Contract end date	

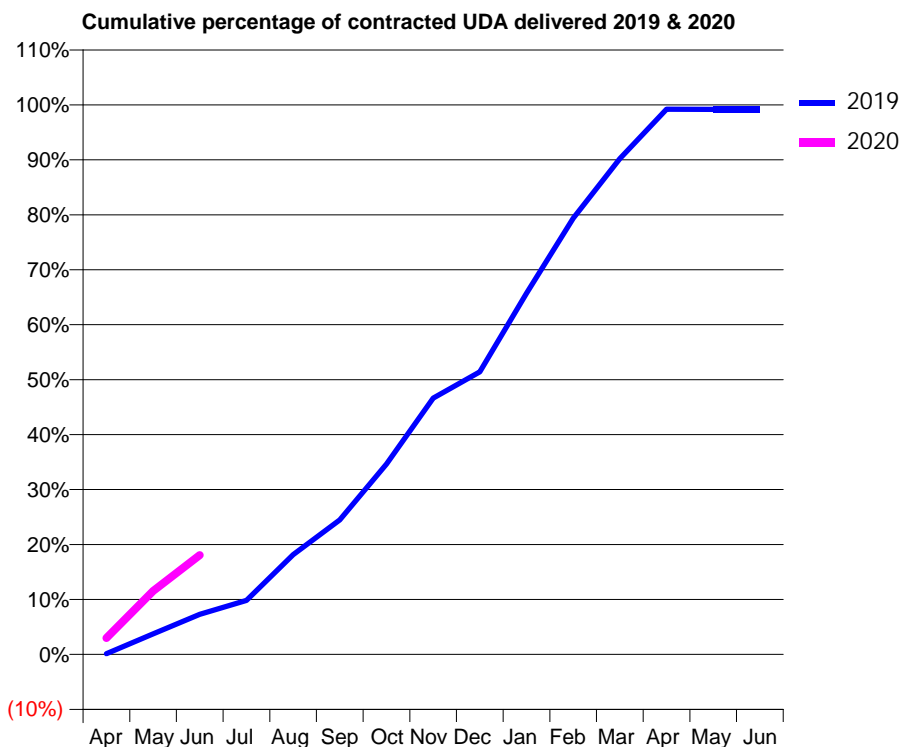
19/20 Contracted general activity (UDA)	2,831
Carry forward general activity (UDA)	0
19/20 Contracted orthodontic activity (UOA)	0
Carry forward orthodontic activity (UOA)	0
Baseline contract value	£78,427.82

ACCESS*

Patients seen in 24 months	Total	Change since previous quarter
Quarter ending June 2018	882	
Quarter ending September 2018	827	↓
Quarter ending December 2018	937	↑
Quarter ending March 2019	1,082	↑
Quarter ending June 2019	1,088	→
Variance since June 2018	23.4%	↑



ACTIVITY



Month	2019	2020
April	4	85
May	106	327
June	206	511
July	279	
August	514	
September	693	
October	981	
November	1,320	
December	1,455	
January	1,861	
February	2,247	
March	2,554	
April	2,808	
May	2,807	
June	2,807	

QUALITY

	Quantity	Base Number	Contract	AT	Region	England
% of FP17s for the same patient ID Re-attending within 3 months - Children	1	100	1.0%	10.2%	11.9%	11.4%
% of FP17s for the same patient ID Re-attending within 3 months - Adults	4	208	1.9%	15.5%	17.2%	15.4%
% of FP17s for the same patient ID Re-attending between 3 & 9 months - Children	7	100	7.0%	50.1%	49.8%	59.8%
% of FP17s for the same patient ID Re-attending between 3 & 9 months - Adults	51	208	24.5%	39.4%	39.5%	52.1%
% of FP17s for Band 1 Urgent Courses	21	230	9.1%	10.5%	11.2%	9.2%
% of FP17s Relating to Free Repair or Replacements	0	230	0.0%	0.6%	0.5%	0.7%
% of FP17s Relating to Continuations	0	230	0.0%	0.8%	0.7%	0.8%
% of Patients satisfied with the dentistry they have received	1	1	N/A	91.0%	90.6%	93.4%
% of Patients satisfied with the time they had to wait for an appointment	1	1	N/A	87.1%	83.8%	87.6%

* This is based on patients treated on this contract for their most recent course of treatment. Figures in italics indicate the base number of FP17s or Patient Questionnaire responses are less than 100. N/A is shown where the base number of responses is less than 10 during the period. % is calculated as Quantity/Base number*100

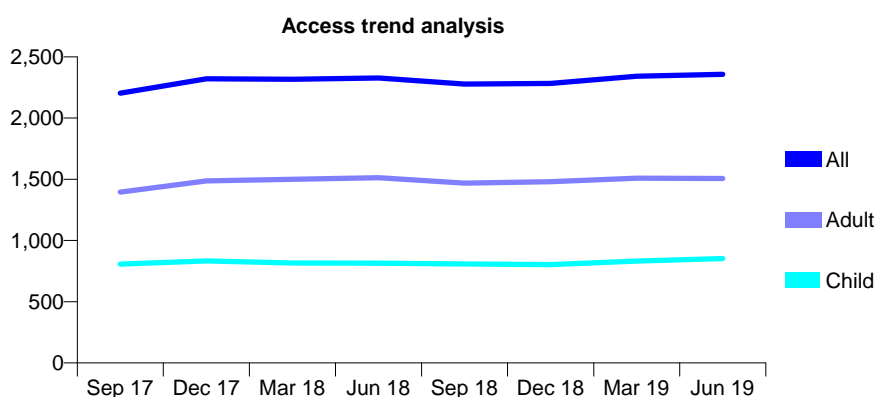
Q63 - Vital Signs At a Glance Contract Report for 124966/0001 - June 2019

Name or company name	Malden Dental Care
Contract type name	GDS Contract
Purpose of contract	General
Contract start date	01/06/2010
Contract end date	

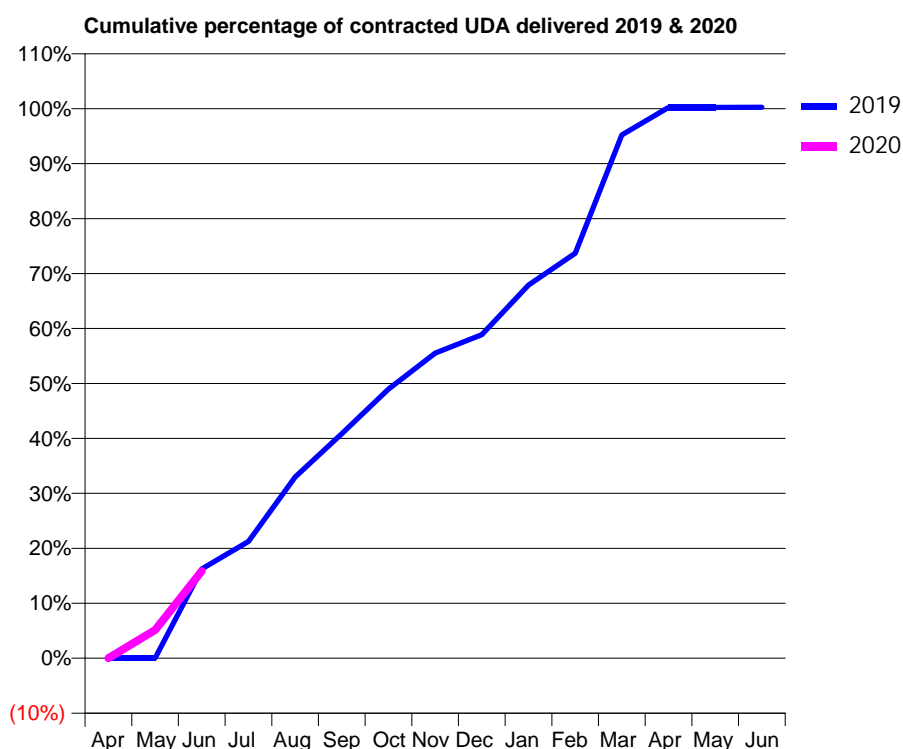
19/20 Contracted general activity (UDA)	5,300
Carry forward general activity (UDA)	0
19/20 Contracted orthodontic activity (UOA)	0
Carry forward orthodontic activity (UOA)	0
Baseline contract value	£152,044.06

ACCESS*

Patients seen in 24 months	Total	Change since previous quarter
Quarter ending June 2018	2,327	
Quarter ending September 2018	2,278	↓
Quarter ending December 2018	2,283	→
Quarter ending March 2019	2,341	↑
Quarter ending June 2019	2,358	→
Variance since June 2018	1.3%	→



ACTIVITY



Month	2019	2020
April	3	0
May	3	272
June	861	840
July	1,126	
August	1,749	
September	2,166	
October	2,595	
November	2,942	
December	3,119	
January	3,597	
February	3,905	
March	5,047	
April	5,312	
May	5,312	
June	5,314	

QUALITY

	Quantity	Base Number	Contract	AT	Region	England
% of FP17s for the same patient ID Re-attending within 3 months - Children	24	238	10.1%	10.2%	11.9%	11.4%
% of FP17s for the same patient ID Re-attending within 3 months - Adults	35	326	10.7%	15.5%	17.2%	15.4%
% of FP17s for the same patient ID Re-attending between 3 & 9 months - Children	93	238	39.1%	50.1%	49.8%	59.8%
% of FP17s for the same patient ID Re-attending between 3 & 9 months - Adults	116	326	35.6%	39.4%	39.5%	52.1%
% of FP17s for Band 1 Urgent Courses	41	459	8.9%	10.5%	11.2%	9.2%
% of FP17s Relating to Free Repair or Replacements	2	459	0.4%	0.6%	0.5%	0.7%
% of FP17s Relating to Continuations	1	459	0.2%	0.8%	0.7%	0.8%
% of Patients satisfied with the dentistry they have received	2	2	N/A	91.0%	90.6%	93.4%
% of Patients satisfied with the time they had to wait for an appointment	1	2	N/A	87.1%	83.8%	87.6%

* This is based on patients treated on this contract for their most recent course of treatment.

Figures in italics indicate the base number of FP17s or Patient Questionnaire responses are less than 100. N/A is shown where the base number of responses is less than 10 during the period. % is calculated as Quantity/Base number*100

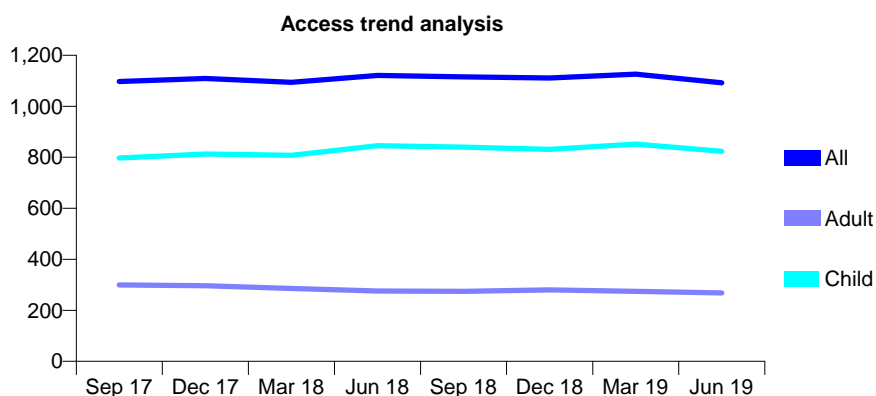
Q63 - Vital Signs At a Glance Contract Report for 125180/0001 - June 2019

Name or company name	Haynes Dental Ltd
Contract type name	GDS Contract
Purpose of contract	General
Contract start date	01/04/2012
Contract end date	

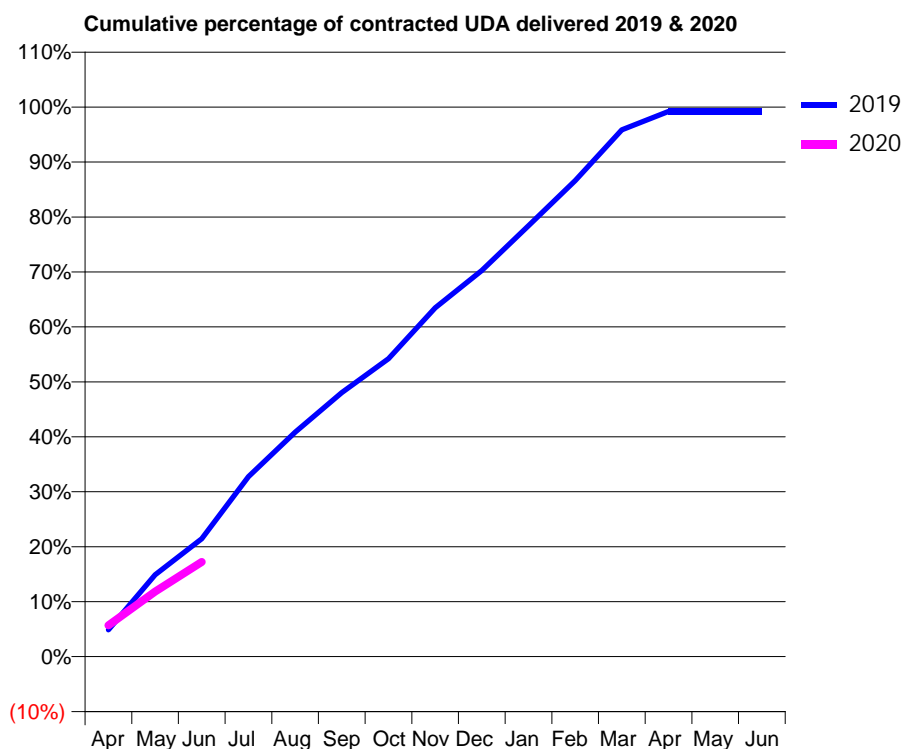
19/20 Contracted general activity (UDA)	2,430
Carry forward general activity (UDA)	0
19/20 Contracted orthodontic activity (UOA)	0
Carry forward orthodontic activity (UOA)	0
Baseline contract value	£59,534.91

ACCESS*

Patients seen in 24 months	Total	Change since previous quarter
Quarter ending June 2018	1,121	
Quarter ending September 2018	1,115	→
Quarter ending December 2018	1,111	→
Quarter ending March 2019	1,126	→
Quarter ending June 2019	1,092	↓
Variance since June 2018	(2.6%)	↓



ACTIVITY



Month	Adjusted Scheduled Activity (UDA)	
	2019	2020
April	119	138
May	363	288
June	521	418
July	796	
August	993	
September	1,167	
October	1,317	
November	1,542	
December	1,707	
January	1,906	
February	2,105	
March	2,329	
April	2,410	
May	2,411	
June	2,411	

QUALITY

	Quantity	Base Number	Contract	AT	Region	England
% of FP17s for the same patient ID Re-attending within 3 months - Children	22	248	8.9%	10.2%	11.9%	11.4%
% of FP17s for the same patient ID Re-attending within 3 months - Adults	7	44	15.9%	15.5%	17.2%	15.4%
% of FP17s for the same patient ID Re-attending between 3 & 9 months - Children	123	248	49.6%	50.1%	49.8%	59.8%
% of FP17s for the same patient ID Re-attending between 3 & 9 months - Adults	19	44	43.2%	39.4%	39.5%	52.1%
% of FP17s for Band 1 Urgent Courses	2	238	0.8%	10.5%	11.2%	9.2%
% of FP17s Relating to Free Repair or Replacements	0	238	0.0%	0.6%	0.5%	0.7%
% of FP17s Relating to Continuations	8	238	3.4%	0.8%	0.7%	0.8%
% of Patients satisfied with the dentistry they have received	0	0	N/A	91.0%	90.6%	93.4%
% of Patients satisfied with the time they had to wait for an appointment	0	0	N/A	87.1%	83.8%	87.6%

* This is based on patients treated on this contract for their most recent course of treatment. Figures in italics indicate the base number of FP17s or Patient Questionnaire responses are less than 100. N/A is shown where the base number of responses is less than 10 during the period. % is calculated as Quantity/Base number*100

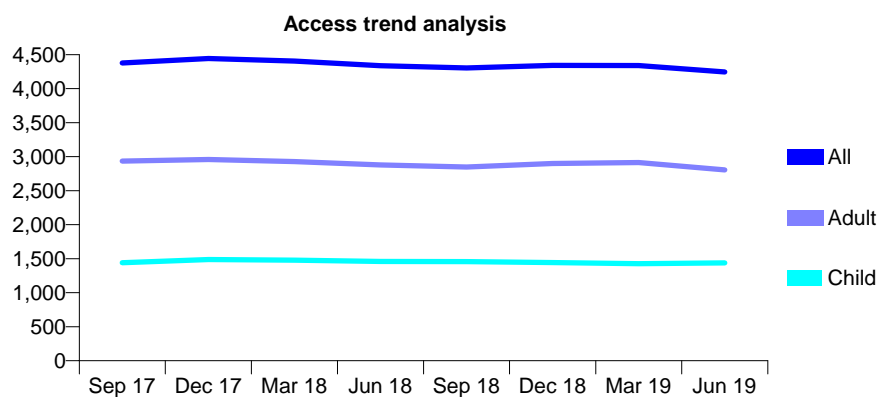
Q63 - Vital Signs At a Glance Contract Report for 125482/0001 - June 2019

Name or company name	Linden Lodge Dental Practice
Contract type name	GDS Contract
Purpose of contract	General
Contract start date	01/04/2010
Contract end date	

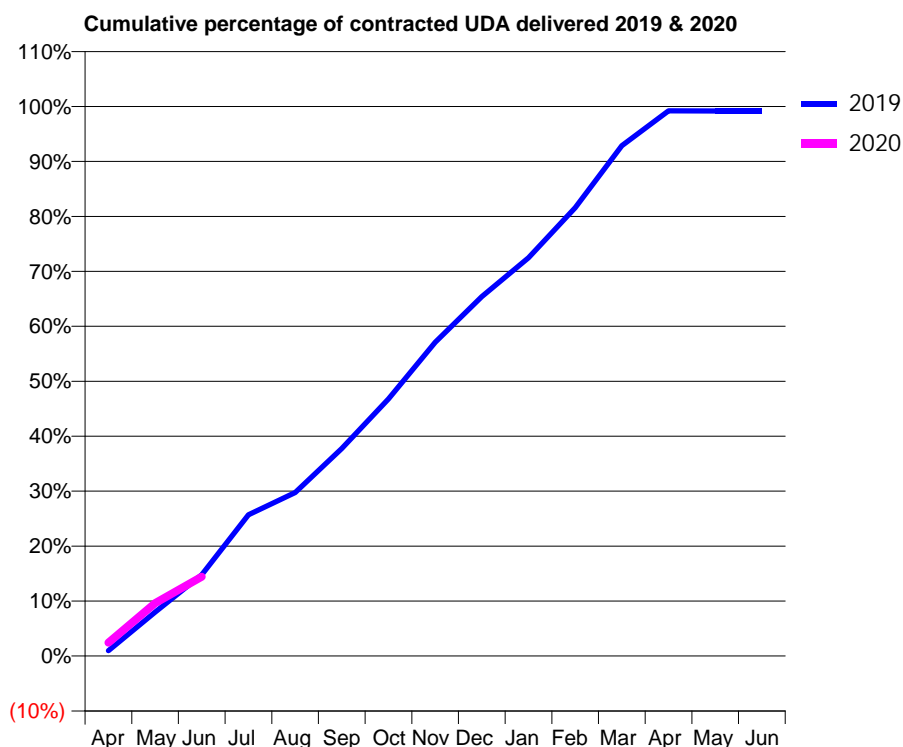
19/20 Contracted general activity (UDA)	13,278
Carry forward general activity (UDA)	0
19/20 Contracted orthodontic activity (UOA)	0
Carry forward orthodontic activity (UOA)	0
Baseline contract value	£375,594.27

ACCESS*

Patients seen in 24 months	Total	Change since previous quarter
Quarter ending June 2018	4,339	
Quarter ending September 2018	4,305	→
Quarter ending December 2018	4,343	→
Quarter ending March 2019	4,340	→
Quarter ending June 2019	4,246	↓
Variance since June 2018	(2.1%)	↓



ACTIVITY



Month	Adjusted Scheduled Activity (UDA)	
	2019	2020
April	130	323
May	1,061	1,279
June	1,965	1,914
July	3,415	
August	3,949	
September	5,012	
October	6,213	
November	7,579	
December	8,683	
January	9,624	
February	10,831	
March	12,331	
April	13,171	
May	13,169	
June	13,169	

QUALITY

	Quantity	Base Number	Contract	AT	Region	England
% of FP17s for the same patient ID Re-attending within 3 months - Children	18	293	6.1%	10.2%	11.9%	11.4%
% of FP17s for the same patient ID Re-attending within 3 months - Adults	60	510	11.8%	15.5%	17.2%	15.4%
% of FP17s for the same patient ID Re-attending between 3 & 9 months - Children	98	293	33.4%	50.1%	49.8%	59.8%
% of FP17s for the same patient ID Re-attending between 3 & 9 months - Adults	160	510	31.4%	39.4%	39.5%	52.1%
% of FP17s for Band 1 Urgent Courses	56	617	9.1%	10.5%	11.2%	9.2%
% of FP17s Relating to Free Repair or Replacements	2	617	0.3%	0.6%	0.5%	0.7%
% of FP17s Relating to Continuations	0	617	0.0%	0.8%	0.7%	0.8%
% of Patients satisfied with the dentistry they have received	1	1	N/A	91.0%	90.6%	93.4%
% of Patients satisfied with the time they had to wait for an appointment	1	1	N/A	87.1%	83.8%	87.6%

* This is based on patients treated on this contract for their most recent course of treatment. Figures in italics indicate the base number of FP17s or Patient Questionnaire responses are less than 100. N/A is shown where the base number of responses is less than 10 during the period. % is calculated as Quantity/Base number*100

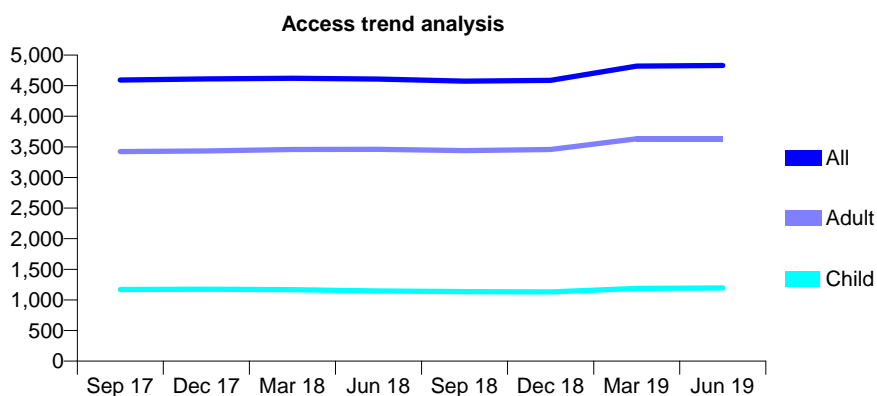
Q63 - Vital Signs At a Glance Contract Report for 125660/0001 - June 2019

Name or company name	Crook Log Dental Liimited
Contract type name	GDS Contract
Purpose of contract	General
Contract start date	01/04/2011
Contract end date	

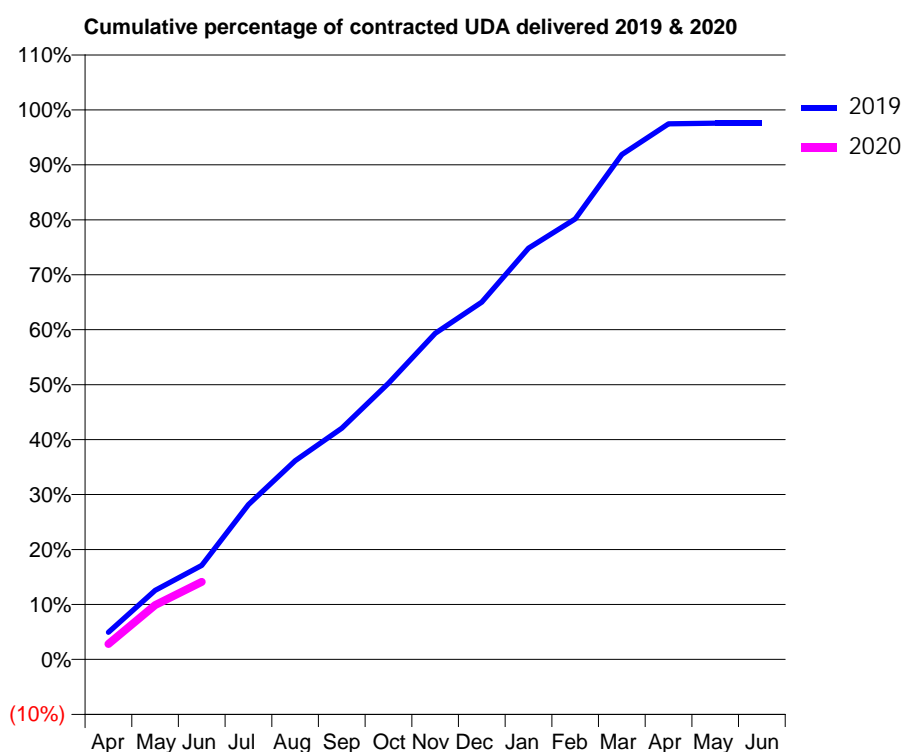
19/20 Contracted general activity (UDA)	11,827
Carry forward general activity (UDA)	0
19/20 Contracted orthodontic activity (UOA)	0
Carry forward orthodontic activity (UOA)	0
Baseline contract value	£370,064.65

ACCESS*

Patients seen in 24 months	Total	Change since previous quarter
Quarter ending June 2018	4,606	
Quarter ending September 2018	4,575	→
Quarter ending December 2018	4,588	→
Quarter ending March 2019	4,821	↑
Quarter ending June 2019	4,829	→
Variance since June 2018	4.8%	↑



ACTIVITY



Month	2019	2020
April	585	333
May	1,487	1,170
June	2,026	1,668
July	3,333	
August	4,274	
September	4,974	
October	5,942	
November	7,019	
December	7,692	
January	8,849	
February	9,481	
March	10,863	
April	11,527	
May	11,539	
June	11,540	

QUALITY

	Quantity	Base Number	Contract	AT	Region	England
% of FP17s for the same patient ID Re-attending within 3 months - Children	30	373	8.0%	10.2%	11.9%	11.4%
% of FP17s for the same patient ID Re-attending within 3 months - Adults	124	1,160	10.7%	15.5%	17.2%	15.4%
% of FP17s for the same patient ID Re-attending between 3 & 9 months - Children	203	373	54.4%	50.1%	49.8%	59.8%
% of FP17s for the same patient ID Re-attending between 3 & 9 months - Adults	710	1,160	61.2%	39.4%	39.5%	52.1%
% of FP17s for Band 1 Urgent Courses	107	1,036	10.3%	10.5%	11.2%	9.2%
% of FP17s Relating to Free Repair or Replacements	1	1,036	0.1%	0.6%	0.5%	0.7%
% of FP17s Relating to Continuations	0	1,036	0.0%	0.8%	0.7%	0.8%
% of Patients satisfied with the dentistry they have received	2	2	N/A	91.0%	90.6%	93.4%
% of Patients satisfied with the time they had to wait for an appointment	1	2	N/A	87.1%	83.8%	87.6%

* This is based on patients treated on this contract for their most recent course of treatment. Figures in italics indicate the base number of FP17s or Patient Questionnaire responses are less than 100. N/A is shown where the base number of responses is less than 10 during the period. % is calculated as Quantity/Base number*100

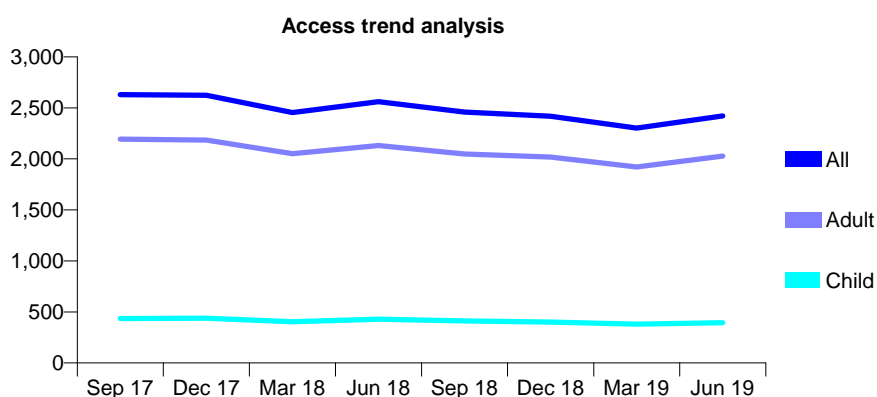
Q63 - Vital Signs At a Glance Contract Report for 125768/0001 - June 2019

Name or company name	Camberdent Ltd
Contract type name	GDS Contract
Purpose of contract	General
Contract start date	02/11/2009
Contract end date	

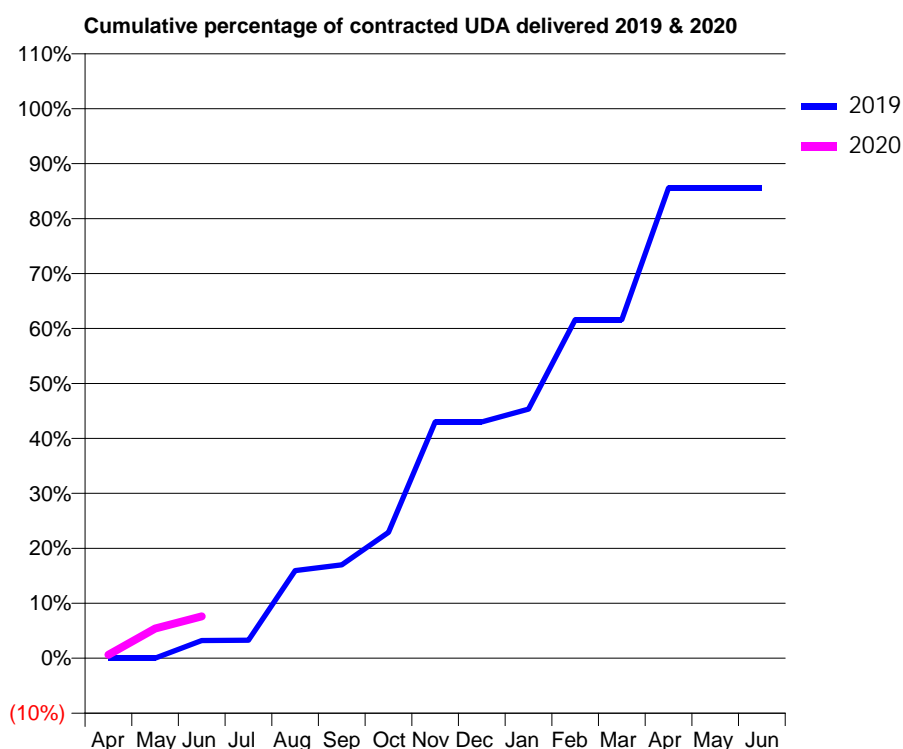
19/20 Contracted general activity (UDA)	7,500
Carry forward general activity (UDA)	-25
19/20 Contracted orthodontic activity (UOA)	0
Carry forward orthodontic activity (UOA)	0
Baseline contract value	£241,024.61

ACCESS*

Patients seen in 24 months	Total	Change since previous quarter
Quarter ending June 2018	2,561	
Quarter ending September 2018	2,459	↓
Quarter ending December 2018	2,418	↓
Quarter ending March 2019	2,302	↓
Quarter ending June 2019	2,422	↑
Variance since June 2018	(5.4%)	↓



ACTIVITY



Month	2019	2020
April	0	48
May	0	405
June	274	572
July	279	
August	1,356	
September	1,444	
October	1,949	
November	3,654	
December	3,654	
January	3,853	
February	5,236	
March	5,236	
April	7,275	
May	7,275	
June	7,275	

QUALITY

	Quantity	Base Number	Contract	AT	Region	England
% of FP17s for the same patient ID Re-attending within 3 months - Children	6	116	5.2%	10.2%	11.9%	11.4%
% of FP17s for the same patient ID Re-attending within 3 months - Adults	50	626	8.0%	15.5%	17.2%	15.4%
% of FP17s for the same patient ID Re-attending between 3 & 9 months - Children	28	116	24.1%	50.1%	49.8%	59.8%
% of FP17s for the same patient ID Re-attending between 3 & 9 months - Adults	218	626	34.8%	39.4%	39.5%	52.1%
% of FP17s for Band 1 Urgent Courses	0	233	0.0%	10.5%	11.2%	9.2%
% of FP17s Relating to Free Repair or Replacements	0	233	0.0%	0.6%	0.5%	0.7%
% of FP17s Relating to Continuations	0	233	0.0%	0.8%	0.7%	0.8%
% of Patients satisfied with the dentistry they have received	3	3	N/A	91.0%	90.6%	93.4%
% of Patients satisfied with the time they had to wait for an appointment	3	3	N/A	87.1%	83.8%	87.6%

* This is based on patients treated on this contract for their most recent course of treatment.

Figures in italics indicate the base number of FP17s or Patient Questionnaire responses are less than 100. N/A is shown where the base number of responses is less than 10 during the period. % is calculated as Quantity/Base number*100

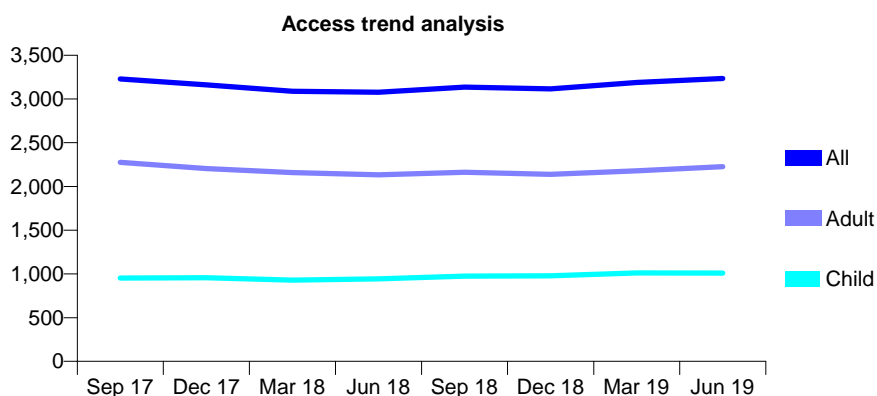
Q63 - Vital Signs At a Glance Contract Report for 125776/0002 - June 2019

Name or company name	Apex Dental Care Ltd
Contract type name	GDS Contract
Purpose of contract	General
Contract start date	01/03/2009
Contract end date	

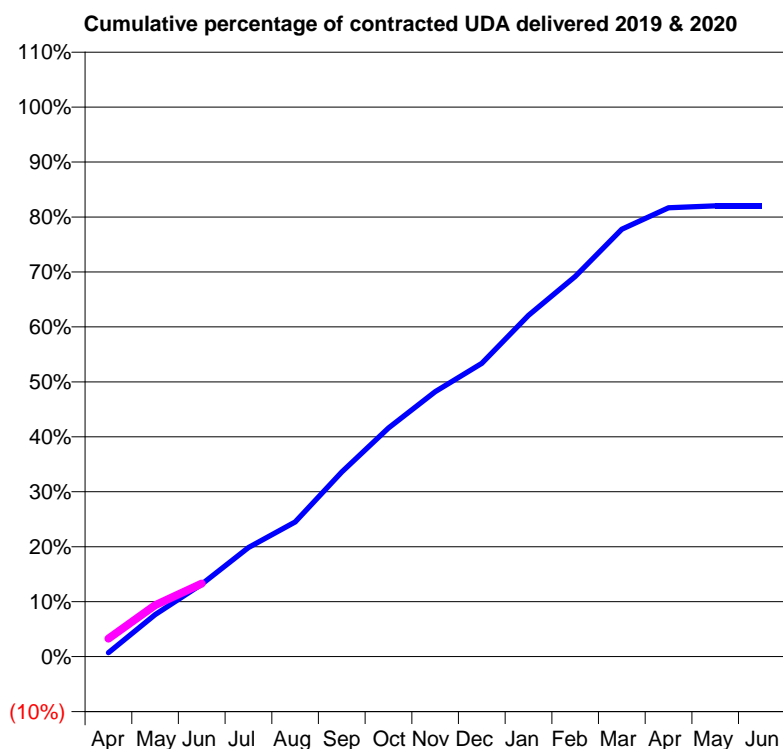
19/20 Contracted general activity (UDA)	9,665
Carry forward general activity (UDA)	0
19/20 Contracted orthodontic activity (UOA)	0
Carry forward orthodontic activity (UOA)	0
Baseline contract value	£259,426.67

ACCESS*

Patients seen in 24 months	Total	Change since previous quarter
Quarter ending June 2018	3,077	
Quarter ending September 2018	3,136	→
Quarter ending December 2018	3,117	→
Quarter ending March 2019	3,189	↑
Quarter ending June 2019	3,235	→
Variance since June 2018	5.1%	↑



ACTIVITY



Month	Adjusted Scheduled Activity (UDA)	
	2019	2020
April	69	318
May	741	905
June	1,276	1,285
July	1,920	
August	2,369	
September	3,247	
October	4,021	
November	4,658	
December	5,158	
January	6,004	
February	6,686	
March	7,517	
April	7,892	
May	7,926	
June	7,926	

QUALITY

	Quantity	Base Number	Contract	AT	Region	England
% of FP17s for the same patient ID Re-attending within 3 months - Children	32	261	12.3%	10.2%	11.9%	11.4%
% of FP17s for the same patient ID Re-attending within 3 months - Adults	129	583	22.1%	15.5%	17.2%	15.4%
% of FP17s for the same patient ID Re-attending between 3 & 9 months - Children	121	261	46.4%	50.1%	49.8%	59.8%
% of FP17s for the same patient ID Re-attending between 3 & 9 months - Adults	225	583	38.6%	39.4%	39.5%	52.1%
% of FP17s for Band 1 Urgent Courses	142	659	21.5%	10.5%	11.2%	9.2%
% of FP17s Relating to Free Repair or Replacements	2	659	0.3%	0.6%	0.5%	0.7%
% of FP17s Relating to Continuations	3	659	0.5%	0.8%	0.7%	0.8%
% of Patients satisfied with the dentistry they have received	1	1	N/A	91.0%	90.6%	93.4%
% of Patients satisfied with the time they had to wait for an appointment	0	1	N/A	87.1%	83.8%	87.6%

* This is based on patients treated on this contract for their most recent course of treatment. Figures in italics indicate the base number of FP17s or Patient Questionnaire responses are less than 100. N/A is shown where the base number of responses is less than 10 during the period. % is calculated as Quantity/Base number*100

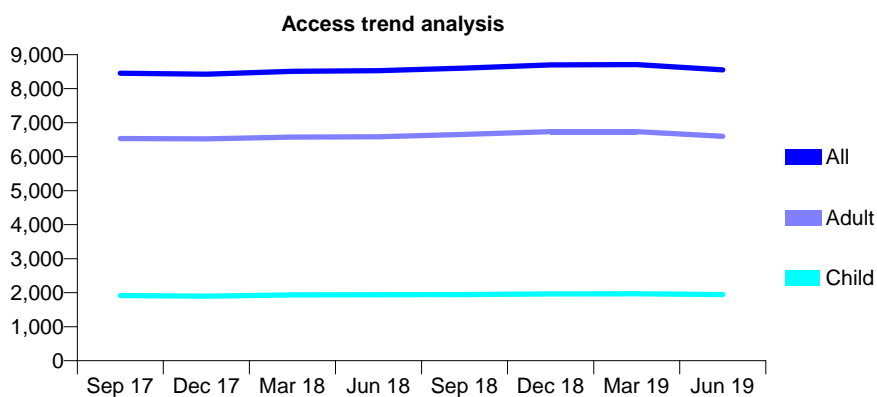
Q63 - Vital Signs At a Glance Contract Report for 126365/0001 - June 2019

Name or company name	Dental Arts Studio - Clapham (Dental Care)
Contract type name	GDS Contract
Purpose of contract	General
Contract start date	11/08/2010
Contract end date	

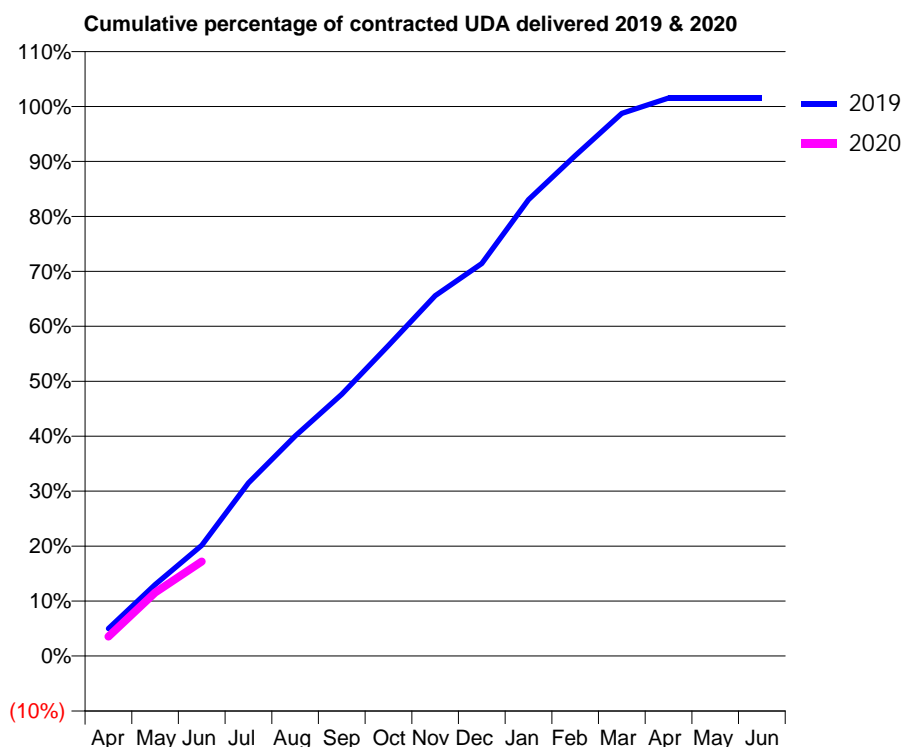
19/20 Contracted general activity (UDA)	20,103
Carry forward general activity (UDA)	0
19/20 Contracted orthodontic activity (UOA)	0
Carry forward orthodontic activity (UOA)	0
Baseline contract value	£580,597.94

ACCESS*

Patients seen in 24 months	Total	Change since previous quarter
Quarter ending June 2018	8,529	
Quarter ending September 2018	8,605	→
Quarter ending December 2018	8,699	→
Quarter ending March 2019	8,709	→
Quarter ending June 2019	8,550	↓
Variance since June 2018	0.2%	→



ACTIVITY



Month	Adjusted Scheduled Activity (UDA)	
	2019	2020
April	1,002	714
May	2,619	2,318
June	4,052	3,454
July	6,334	
August	8,046	
September	9,572	
October	11,357	
November	13,179	
December	14,360	
January	16,689	
February	18,301	
March	19,845	
April	20,408	
May	20,408	
June	20,412	

QUALITY

	Quantity	Base Number	Contract	AT	Region	England
% of FP17s for the same patient ID Re-attending within 3 months - Children	19	484	3.9%	10.2%	11.9%	11.4%
% of FP17s for the same patient ID Re-attending within 3 months - Adults	127	1,224	10.4%	15.5%	17.2%	15.4%
% of FP17s for the same patient ID Re-attending between 3 & 9 months - Children	212	484	43.8%	50.1%	49.8%	59.8%
% of FP17s for the same patient ID Re-attending between 3 & 9 months - Adults	379	1,224	31.0%	39.4%	39.5%	52.1%
% of FP17s for Band 1 Urgent Courses	146	1,417	10.3%	10.5%	11.2%	9.2%
% of FP17s Relating to Free Repair or Replacements	5	1,417	0.4%	0.6%	0.5%	0.7%
% of FP17s Relating to Continuations	12	1,417	0.8%	0.8%	0.7%	0.8%
% of Patients satisfied with the dentistry they have received	1	1	N/A	91.0%	90.6%	93.4%
% of Patients satisfied with the time they had to wait for an appointment	1	1	N/A	87.1%	83.8%	87.6%

* This is based on patients treated on this contract for their most recent course of treatment. Figures in italics indicate the base number of FP17s or Patient Questionnaire responses are less than 100. N/A is shown where the base number of responses is less than 10 during the period. % is calculated as Quantity/Base number*100

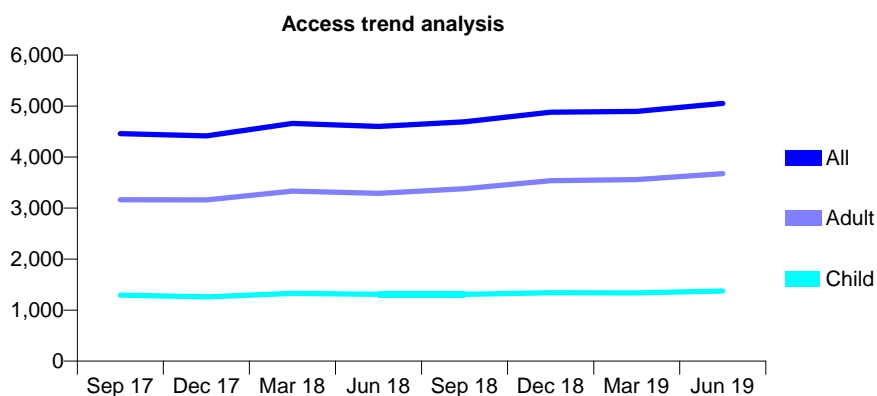
Q63 - Vital Signs At a Glance Contract Report for 126632/0001 - June 2019

Name or company name	Perfect Smile Surgery Limited
Contract type name	GDS Contract
Purpose of contract	General
Contract start date	01/11/2007
Contract end date	

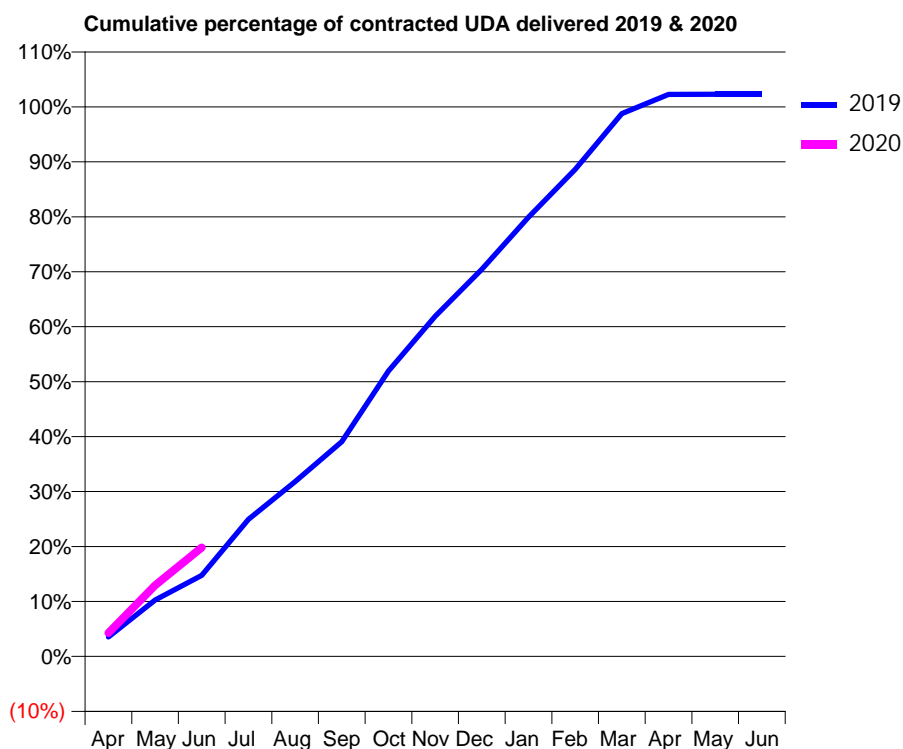
19/20 Contracted general activity (UDA)	12,086
Carry forward general activity (UDA)	0
19/20 Contracted orthodontic activity (UOA)	0
Carry forward orthodontic activity (UOA)	0
Baseline contract value	£320,188.99

ACCESS*

Patients seen in 24 months	Total	Change since previous quarter
Quarter ending June 2018	4,601	
Quarter ending September 2018	4,692	→
Quarter ending December 2018	4,881	↑
Quarter ending March 2019	4,895	→
Quarter ending June 2019	5,052	↑
Variance since June 2018	9.8%	↑



ACTIVITY



Month	2019	2020
April	430	514
May	1,242	1,564
June	1,782	2,396
July	3,014	
August	3,848	
September	4,721	
October	6,279	
November	7,479	
December	8,513	
January	9,658	
February	10,714	
March	11,936	
April	12,360	
May	12,365	
June	12,363	

QUALITY

	Quantity	Base Number	Contract	AT	Region	England
% of FP17s for the same patient ID Re-attending within 3 months - Children	20	410	4.9%	10.2%	11.9%	11.4%
% of FP17s for the same patient ID Re-attending within 3 months - Adults	164	941	17.4%	15.5%	17.2%	15.4%
% of FP17s for the same patient ID Re-attending between 3 & 9 months - Children	212	410	51.7%	50.1%	49.8%	59.8%
% of FP17s for the same patient ID Re-attending between 3 & 9 months - Adults	318	941	33.8%	39.4%	39.5%	52.1%
% of FP17s for Band 1 Urgent Courses	219	1,161	18.9%	10.5%	11.2%	9.2%
% of FP17s Relating to Free Repair or Replacements	5	1,161	0.4%	0.6%	0.5%	0.7%
% of FP17s Relating to Continuations	7	1,161	0.6%	0.8%	0.7%	0.8%
% of Patients satisfied with the dentistry they have received	0	0	N/A	91.0%	90.6%	93.4%
% of Patients satisfied with the time they had to wait for an appointment	0	0	N/A	87.1%	83.8%	87.6%

* This is based on patients treated on this contract for their most recent course of treatment. Figures in italics indicate the base number of FP17s or Patient Questionnaire responses are less than 100. N/A is shown where the base number of responses is less than 10 during the period. % is calculated as Quantity/Base number*100

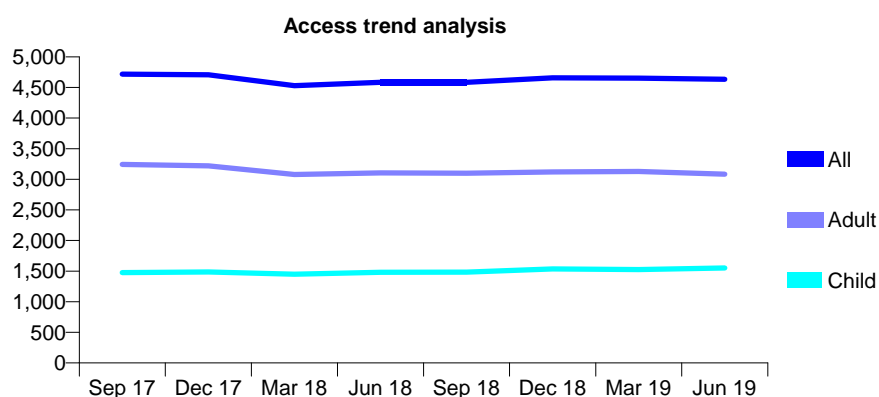
Q63 - Vital Signs At a Glance Contract Report for 126632/0003 - June 2019

Name or company name	Perfect Smile Surgery Limited
Contract type name	GDS Contract
Purpose of contract	General
Contract start date	01/04/2010
Contract end date	

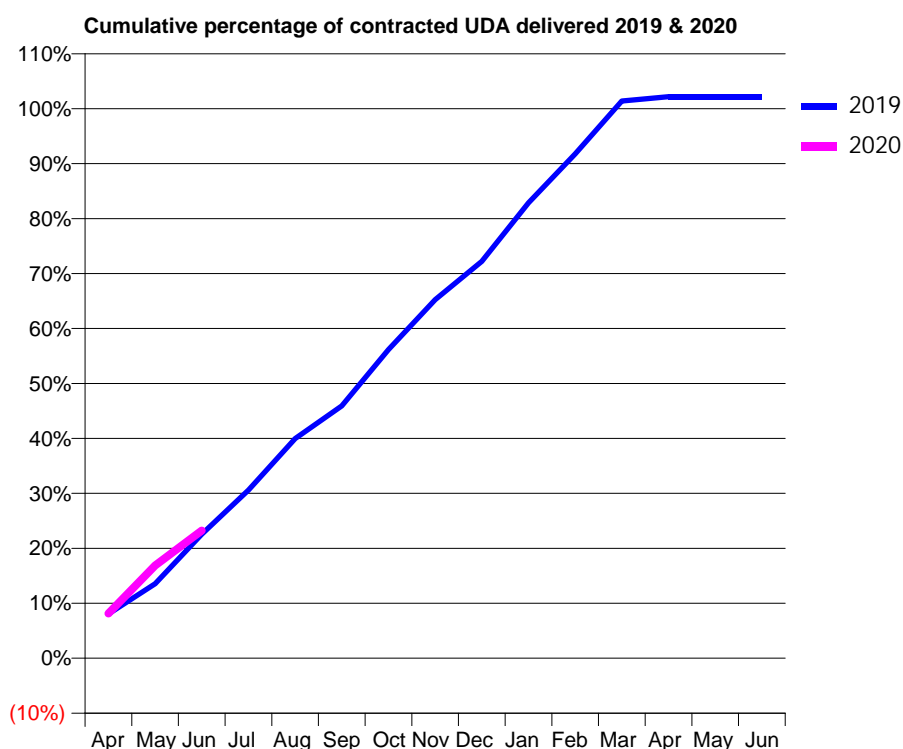
19/20 Contracted general activity (UDA)	8,000
Carry forward general activity (UDA)	0
19/20 Contracted orthodontic activity (UOA)	0
Carry forward orthodontic activity (UOA)	0
Baseline contract value	£193,281.21

ACCESS*

Patients seen in 24 months	Total	Change since previous quarter
Quarter ending June 2018	4,586	
Quarter ending September 2018	4,585	→
Quarter ending December 2018	4,656	→
Quarter ending March 2019	4,653	→
Quarter ending June 2019	4,635	→
Variance since June 2018	1.1%	→



ACTIVITY



Month	Adjusted Scheduled Activity (UDA)	
	2019	2020
April	644	652
May	1,084	1,350
June	1,804	1,859
July	2,447	
August	3,199	
September	3,674	
October	4,493	
November	5,220	
December	5,777	
January	6,629	
February	7,341	
March	8,112	
April	8,173	
May	8,174	
June	8,174	

QUALITY

	Quantity	Base Number	Contract	AT	Region	England
% of FP17s for the same patient ID Re-attending within 3 months - Children	22	410	5.4%	10.2%	11.9%	11.4%
% of FP17s for the same patient ID Re-attending within 3 months - Adults	73	592	12.3%	15.5%	17.2%	15.4%
% of FP17s for the same patient ID Re-attending between 3 & 9 months - Children	154	410	37.6%	50.1%	49.8%	59.8%
% of FP17s for the same patient ID Re-attending between 3 & 9 months - Adults	147	592	24.8%	39.4%	39.5%	52.1%
% of FP17s for Band 1 Urgent Courses	129	972	13.3%	10.5%	11.2%	9.2%
% of FP17s Relating to Free Repair or Replacements	7	972	0.7%	0.6%	0.5%	0.7%
% of FP17s Relating to Continuations	6	972	0.6%	0.8%	0.7%	0.8%
% of Patients satisfied with the dentistry they have received	1	1	N/A	91.0%	90.6%	93.4%
% of Patients satisfied with the time they had to wait for an appointment	0	1	N/A	87.1%	83.8%	87.6%

* This is based on patients treated on this contract for their most recent course of treatment.

Figures in italics indicate the base number of FP17s or Patient Questionnaire responses are less than 100. N/A is shown where the base number of responses is less than 10 during the period. % is calculated as Quantity/Base number*100

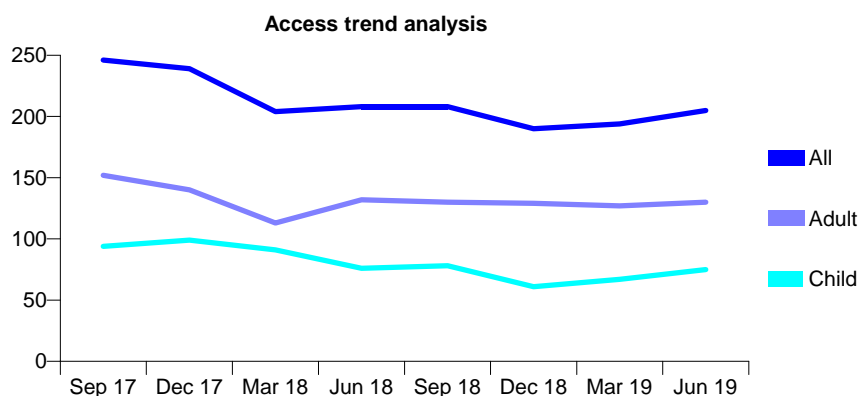
Q63 - Vital Signs At a Glance Contract Report for 129410/0001 - June 2019

Name or company name	Miss N Khoobehi
Contract type name	GDS Contract
Purpose of contract	General
Contract start date	29/06/2012
Contract end date	

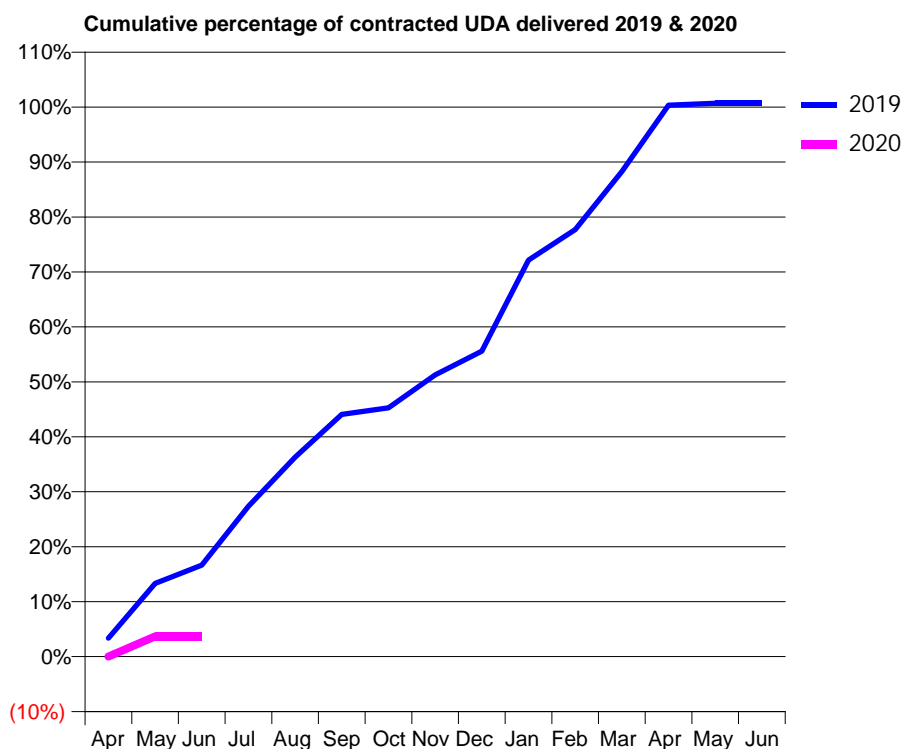
19/20 Contracted general activity (UDA)	844
Carry forward general activity (UDA)	0
19/20 Contracted orthodontic activity (UOA)	0
Carry forward orthodontic activity (UOA)	0
Baseline contract value	£24,365.26

ACCESS*

Patients seen in 24 months	Total	Change since previous quarter
Quarter ending June 2018	208	
Quarter ending September 2018	208	→
Quarter ending December 2018	190	↓
Quarter ending March 2019	194	↑
Quarter ending June 2019	205	↑
Variance since June 2018	(1.4%)	↓



ACTIVITY



Month	Adjusted Scheduled Activity (UDA)	
	2019	2020
April	28	0
May	113	31
June	141	31
July	231	
August	307	
September	372	
October	382	
November	433	
December	469	
January	609	
February	656	
March	745	
April	847	
May	850	
June	850	

QUALITY

	Quantity	Base Number	Contract	AT	Region	England
% of FP17s for the same patient ID Re-attending within 3 months - Children	2	26	7.7%	10.2%	11.9%	11.4%
% of FP17s for the same patient ID Re-attending within 3 months - Adults	1	27	3.7%	15.5%	17.2%	15.4%
% of FP17s for the same patient ID Re-attending between 3 & 9 months - Children	5	26	19.2%	50.1%	49.8%	59.8%
% of FP17s for the same patient ID Re-attending between 3 & 9 months - Adults	4	27	14.8%	39.4%	39.5%	52.1%
% of FP17s for Band 1 Urgent Courses	5	24	20.8%	10.5%	11.2%	9.2%
% of FP17s Relating to Free Repair or Replacements	0	24	0.0%	0.6%	0.5%	0.7%
% of FP17s Relating to Continuations	0	24	0.0%	0.8%	0.7%	0.8%
% of Patients satisfied with the dentistry they have received	0	0	N/A	91.0%	90.6%	93.4%
% of Patients satisfied with the time they had to wait for an appointment	0	0	N/A	87.1%	83.8%	87.6%

* This is based on patients treated on this contract for their most recent course of treatment. Figures in italics indicate the base number of FP17s or Patient Questionnaire responses are less than 100. N/A is shown where the base number of responses is less than 10 during the period. % is calculated as Quantity/Base number*100

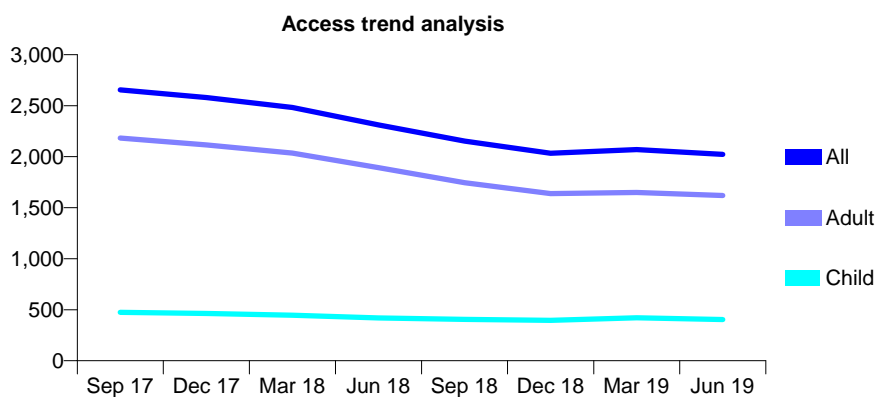
Q63 - Vital Signs At a Glance Contract Report for 129682/0001 - June 2019

Name or company name	Jazz Dental Practice
Contract type name	GDS Contract
Purpose of contract	General
Contract start date	30/05/2014
Contract end date	

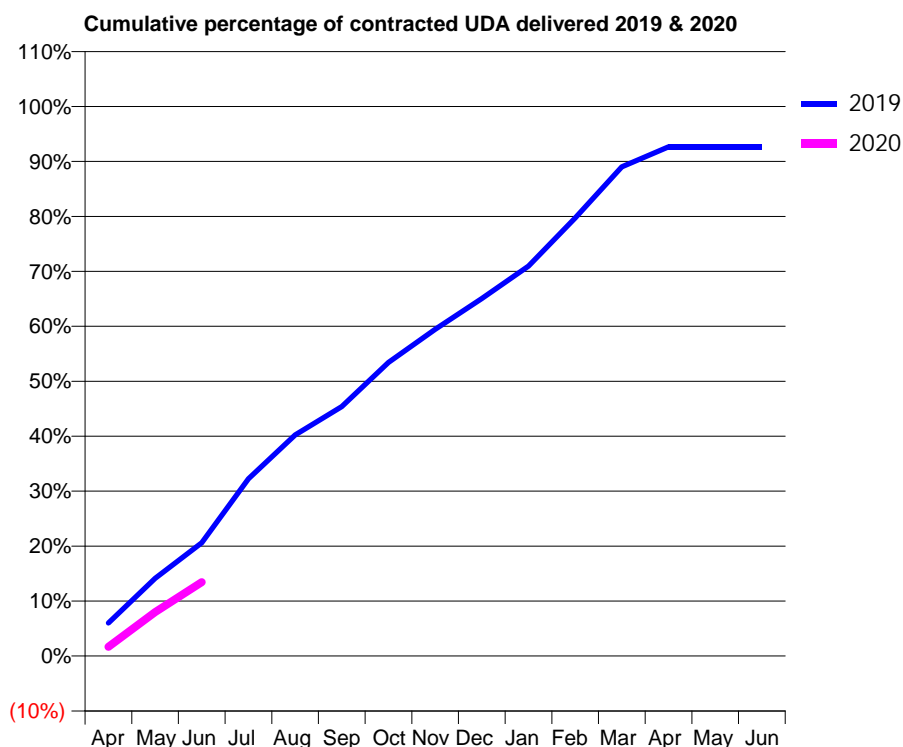
19/20 Contracted general activity (UDA)	9,543
Carry forward general activity (UDA)	0
19/20 Contracted orthodontic activity (UOA)	0
Carry forward orthodontic activity (UOA)	0
Baseline contract value	£243,533.62

ACCESS*

Patients seen in 24 months	Total	Change since previous quarter
Quarter ending June 2018	2,312	
Quarter ending September 2018	2,152	↓
Quarter ending December 2018	2,033	↓
Quarter ending March 2019	2,070	→
Quarter ending June 2019	2,023	↓
Variance since June 2018	(12.5%)	↓



ACTIVITY



Month	Adjusted Scheduled Activity (UDA)	
	2019	2020
April	575	161
May	1,348	764
June	1,966	1,281
July	3,078	
August	3,838	
September	4,332	
October	5,098	
November	5,672	
December	6,209	
January	6,770	
February	7,609	
March	8,493	
April	8,840	
May	8,840	
June	8,840	

QUALITY

	Quantity	Base Number	Contract	AT	Region	England
% of FP17s for the same patient ID Re-attending within 3 months - Children	15	109	13.8%	10.2%	11.9%	11.4%
% of FP17s for the same patient ID Re-attending within 3 months - Adults	58	440	13.2%	15.5%	17.2%	15.4%
% of FP17s for the same patient ID Re-attending between 3 & 9 months - Children	48	109	44.0%	50.1%	49.8%	59.8%
% of FP17s for the same patient ID Re-attending between 3 & 9 months - Adults	133	440	30.2%	39.4%	39.5%	52.1%
% of FP17s for Band 1 Urgent Courses	76	458	16.6%	10.5%	11.2%	9.2%
% of FP17s Relating to Free Repair or Replacements	0	458	0.0%	0.6%	0.5%	0.7%
% of FP17s Relating to Continuations	8	458	1.7%	0.8%	0.7%	0.8%
% of Patients satisfied with the dentistry they have received	0	1	N/A	91.0%	90.6%	93.4%
% of Patients satisfied with the time they had to wait for an appointment	0	1	N/A	87.1%	83.8%	87.6%

* This is based on patients treated on this contract for their most recent course of treatment. Figures in italics indicate the base number of FP17s or Patient Questionnaire responses are less than 100. N/A is shown where the base number of responses is less than 10 during the period. % is calculated as Quantity/Base number*100

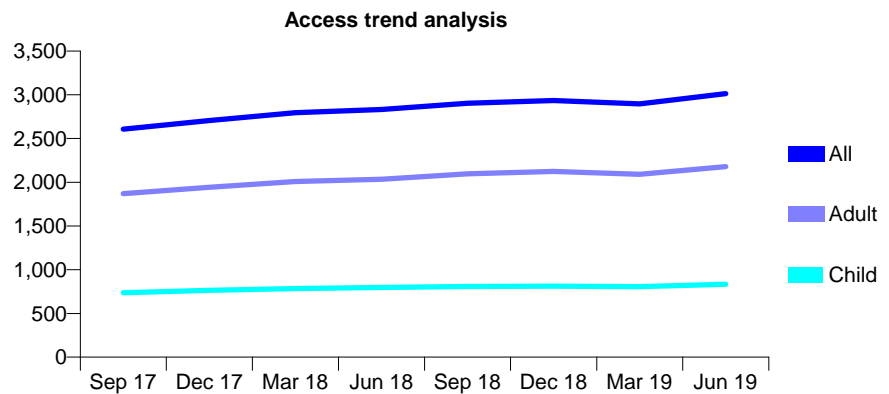
Q63 - Vital Signs At a Glance Contract Report for 130214/0001 - June 2019

Name or company name	Crofton Park Dental Practice Ltd
Contract type name	GDS Contract
Purpose of contract	General
Contract start date	01/04/2013
Contract end date	

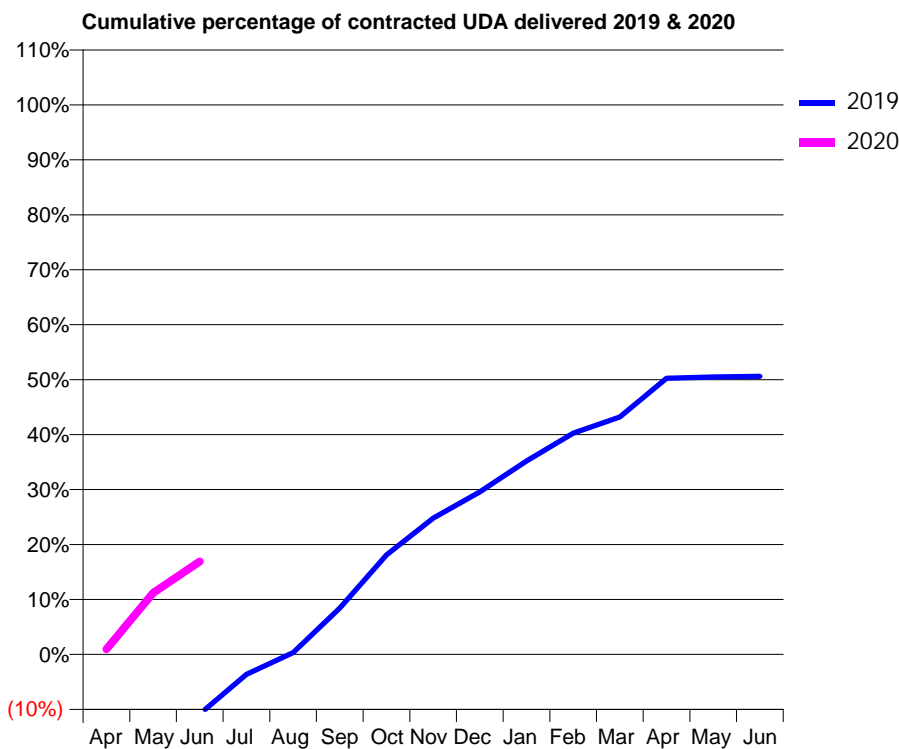
19/20 Contracted general activity (UDA)	10,330
Carry forward general activity (UDA)	0
19/20 Contracted orthodontic activity (UOA)	0
Carry forward orthodontic activity (UOA)	0
Baseline contract value	£270,050.28

ACCESS*

Patients seen in 24 months	Total	Change since previous quarter
Quarter ending June 2018	2,831	
Quarter ending September 2018	2,903	↑
Quarter ending December 2018	2,935	→
Quarter ending March 2019	2,897	↓
Quarter ending June 2019	3,013	↑
Variance since June 2018	6.4%	↑



ACTIVITY



Month	2019	2020
April	-2,396	99
May	-1,811	1,158
June	-1,123	1,746
July	-377	
August	36	
September	872	
October	1,868	
November	2,561	
December	3,054	
January	3,635	
February	4,161	
March	4,463	
April	5,191	
May	5,216	
June	5,227	

QUALITY

	Quantity	Base Number	Contract	AT	Region	England
% of FP17s for the same patient ID Re-attending within 3 months - Children	21	356	5.9%	10.2%	11.9%	11.4%
% of FP17s for the same patient ID Re-attending within 3 months - Adults	126	832	15.1%	15.5%	17.2%	15.4%
% of FP17s for the same patient ID Re-attending between 3 & 9 months - Children	184	356	51.7%	50.1%	49.8%	59.8%
% of FP17s for the same patient ID Re-attending between 3 & 9 months - Adults	328	832	39.4%	39.4%	39.5%	52.1%
% of FP17s for Band 1 Urgent Courses	112	834	13.4%	10.5%	11.2%	9.2%
% of FP17s Relating to Free Repair or Replacements	1	834	0.1%	0.6%	0.5%	0.7%
% of FP17s Relating to Continuations	1	834	0.1%	0.8%	0.7%	0.8%
% of Patients satisfied with the dentistry they have received	0	0	N/A	91.0%	90.6%	93.4%
% of Patients satisfied with the time they had to wait for an appointment	0	0	N/A	87.1%	83.8%	87.6%

* This is based on patients treated on this contract for their most recent course of treatment. Figures in italics indicate the base number of FP17s or Patient Questionnaire responses are less than 100. N/A is shown where the base number of responses is less than 10 during the period. % is calculated as Quantity/Base number*100

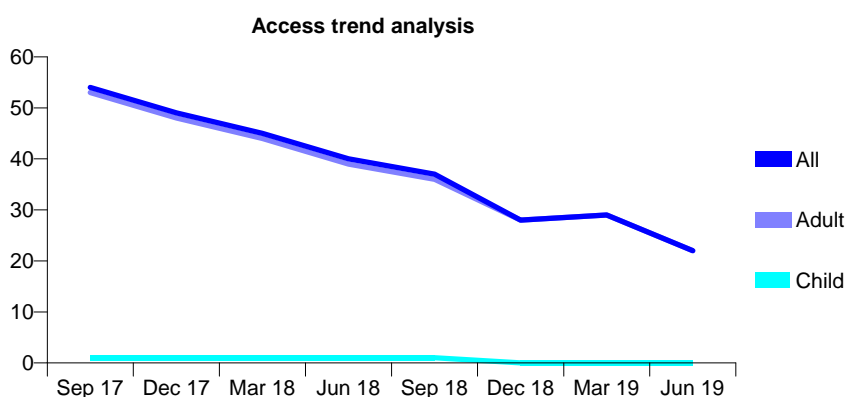
Q63 - Vital Signs At a Glance Contract Report for 130214/0002 - June 2019

Name or company name	Crofton Park Dental Practice Ltd
Contract type name	PDS Contract
Purpose of contract	General
Contract start date	01/04/2013
Contract end date	31/03/2020

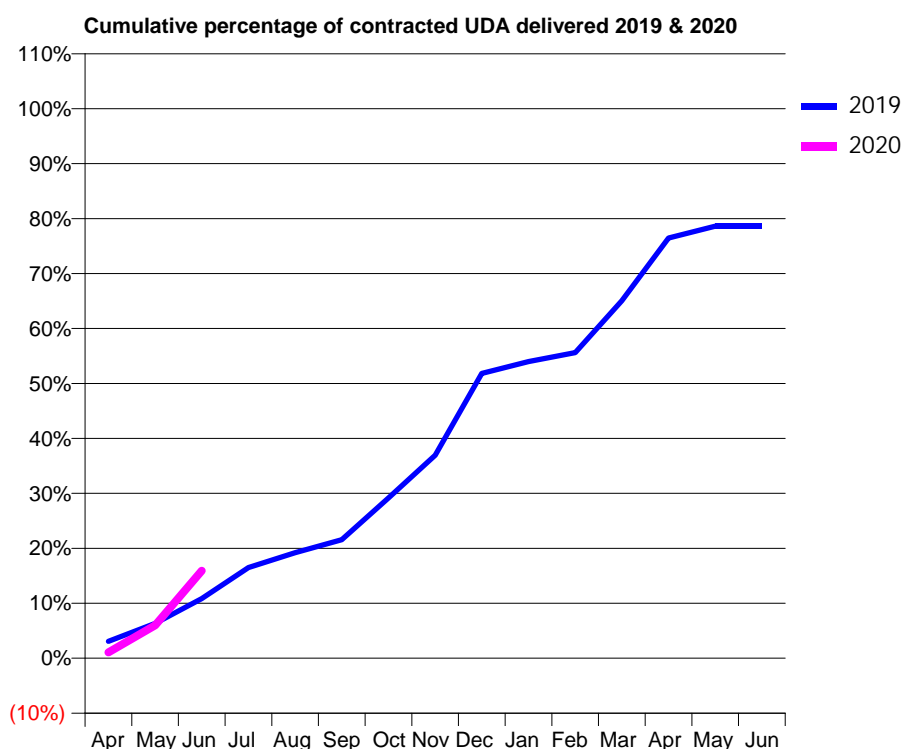
19/20 Contracted general activity (UDA)	552
Carry forward general activity (UDA)	0
19/20 Contracted orthodontic activity (UOA)	0
Carry forward orthodontic activity (UOA)	0
Baseline contract value	£102,346.56

ACCESS*

Patients seen in 24 months	Total	Change since previous quarter
Quarter ending June 2018	40	
Quarter ending September 2018	37	↓
Quarter ending December 2018	28	↓
Quarter ending March 2019	29	↑
Quarter ending June 2019	22	↓
Variance since June 2018	(45.0%)	↓



ACTIVITY



Month	2019	2020
April	17	6
May	35	33
June	60	88
July	91	
August	106	
September	119	
October	161	
November	204	
December	286	
January	298	
February	307	
March	359	
April	422	
May	434	
June	434	

QUALITY

	Quantity	Base Number	Contract	AT	Region	England
% of FP17s for the same patient ID Re-attending within 3 months - Children	0	0	N/A	10.2%	11.9%	11.4%
% of FP17s for the same patient ID Re-attending within 3 months - Adults	0	66	0.0%	15.5%	17.2%	15.4%
% of FP17s for the same patient ID Re-attending between 3 & 9 months - Children	0	0	N/A	50.1%	49.8%	59.8%
% of FP17s for the same patient ID Re-attending between 3 & 9 months - Adults	0	66	0.0%	39.4%	39.5%	52.1%
% of FP17s for Band 1 Urgent Courses	0	30	0.0%	10.5%	11.2%	9.2%
% of FP17s Relating to Free Repair or Replacements	0	30	0.0%	0.6%	0.5%	0.7%
% of FP17s Relating to Continuations	0	30	0.0%	0.8%	0.7%	0.8%
% of Patients satisfied with the dentistry they have received	0	0	N/A	91.0%	90.6%	93.4%
% of Patients satisfied with the time they had to wait for an appointment	0	0	N/A	87.1%	83.8%	87.6%

* This is based on patients treated on this contract for their most recent course of treatment.

Figures in italics indicate the base number of FP17s or Patient Questionnaire responses are less than 100. N/A is shown where the base number of responses is less than 10 during the period. % is calculated as Quantity/Base number*100

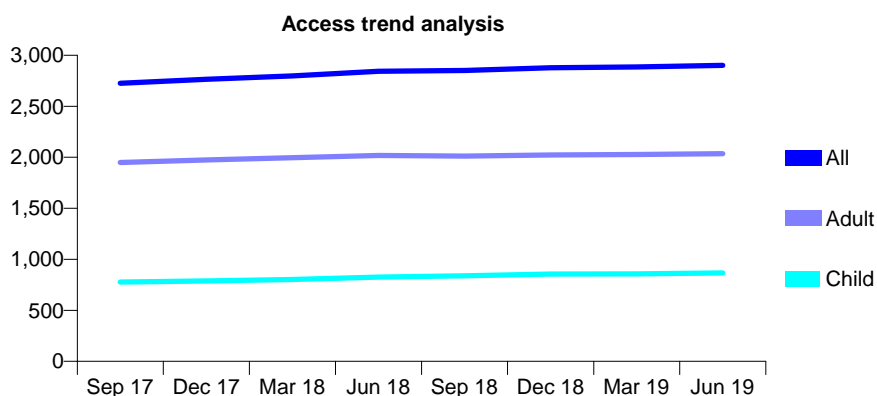
Q63 - Vital Signs At a Glance Contract Report for 131490/0001 - June 2019

Name or company name	Gracefield Dental Practice
Contract type name	GDS Contract
Purpose of contract	General
Contract start date	01/04/2012
Contract end date	

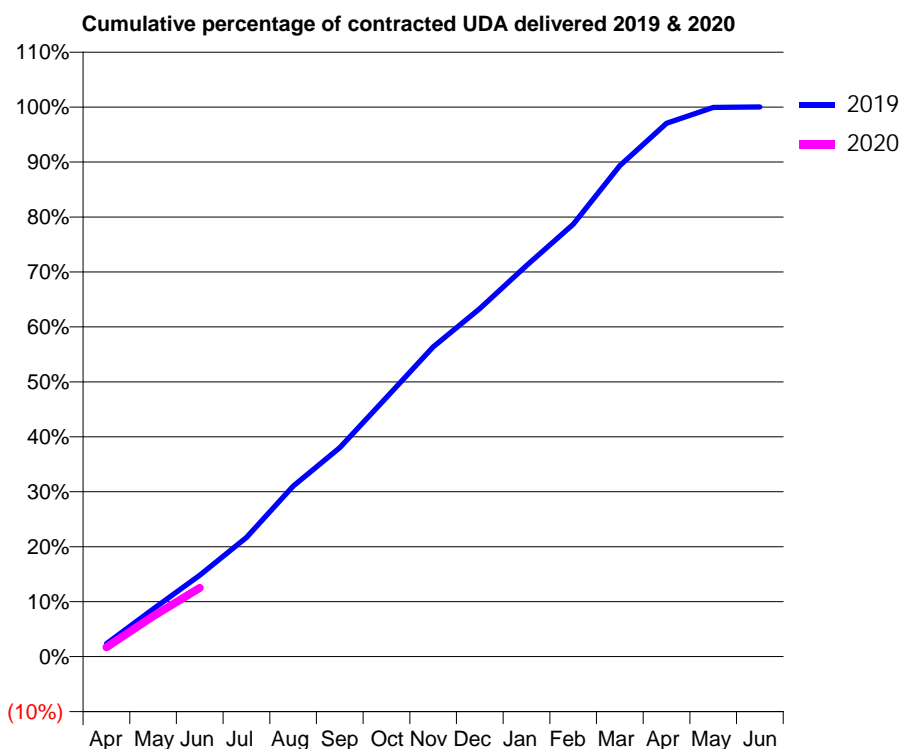
19/20 Contracted general activity (UDA)	7,491
Carry forward general activity (UDA)	0
19/20 Contracted orthodontic activity (UOA)	0
Carry forward orthodontic activity (UOA)	0
Baseline contract value	£217,430.60

ACCESS*

Patients seen in 24 months	Total	Change since previous quarter
Quarter ending June 2018	2,843	
Quarter ending September 2018	2,852	→
Quarter ending December 2018	2,878	→
Quarter ending March 2019	2,885	→
Quarter ending June 2019	2,901	→
Variance since June 2018	2.0%	↑



ACTIVITY



Month	Adjusted Scheduled Activity (UDA)	
	2019	2020
April	176	128
May	649	552
June	1,110	936
July	1,625	
August	2,324	
September	2,847	
October	3,533	
November	4,223	
December	4,744	
January	5,332	
February	5,894	
March	6,693	
April	7,271	
May	7,487	
June	7,493	

QUALITY

	Quantity	Base Number	Contract	AT	Region	England
% of FP17s for the same patient ID Re-attending within 3 months - Children	21	254	8.3%	10.2%	11.9%	11.4%
% of FP17s for the same patient ID Re-attending within 3 months - Adults	63	480	13.1%	15.5%	17.2%	15.4%
% of FP17s for the same patient ID Re-attending between 3 & 9 months - Children	99	254	39.0%	50.1%	49.8%	59.8%
% of FP17s for the same patient ID Re-attending between 3 & 9 months - Adults	154	480	32.1%	39.4%	39.5%	52.1%
% of FP17s for Band 1 Urgent Courses	57	494	11.5%	10.5%	11.2%	9.2%
% of FP17s Relating to Free Repair or Replacements	3	494	0.6%	0.6%	0.5%	0.7%
% of FP17s Relating to Continuations	6	494	1.2%	0.8%	0.7%	0.8%
% of Patients satisfied with the dentistry they have received	0	0	N/A	91.0%	90.6%	93.4%
% of Patients satisfied with the time they had to wait for an appointment	0	0	N/A	87.1%	83.8%	87.6%

* This is based on patients treated on this contract for their most recent course of treatment. Figures in italics indicate the base number of FP17s or Patient Questionnaire responses are less than 100. N/A is shown where the base number of responses is less than 10 during the period. % is calculated as Quantity/Base number*100

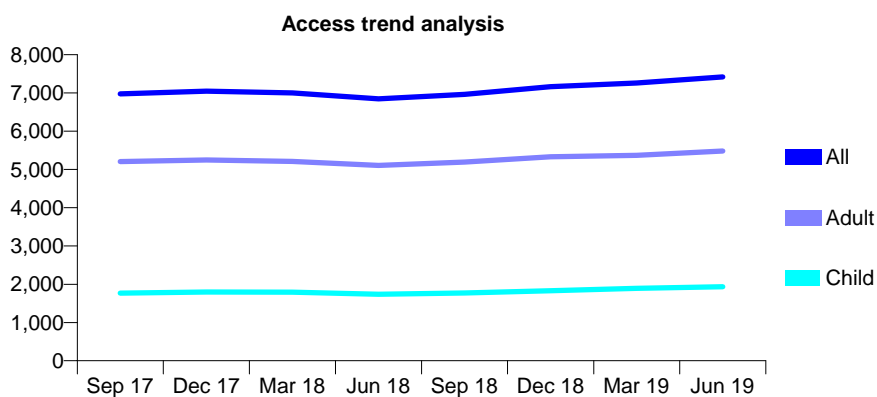
Q63 - Vital Signs At a Glance Contract Report for 132861/0001 - June 2019

Name or company name	London Road Dental Centre
Contract type name	GDS Contract
Purpose of contract	General
Contract start date	01/04/2006
Contract end date	

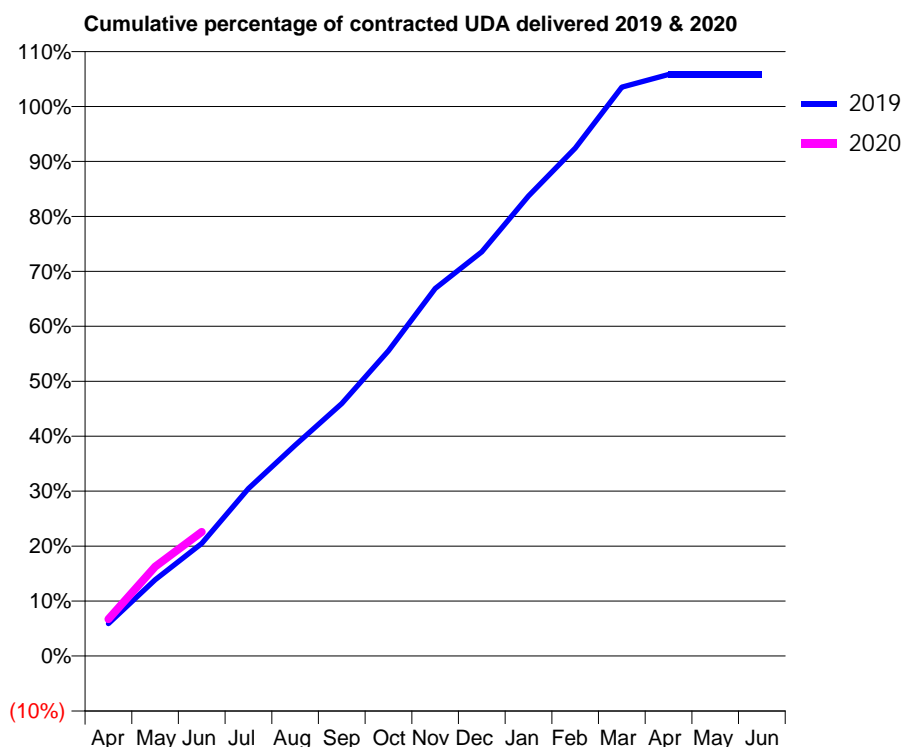
19/20 Contracted general activity (UDA)	24,885
Carry forward general activity (UDA)	0
19/20 Contracted orthodontic activity (UOA)	0
Carry forward orthodontic activity (UOA)	0
Baseline contract value	£691,579.16

ACCESS*

Patients seen in 24 months	Total	Change since previous quarter
Quarter ending June 2018	6,844	
Quarter ending September 2018	6,963	→
Quarter ending December 2018	7,160	↑
Quarter ending March 2019	7,261	→
Quarter ending June 2019	7,419	↑
Variance since June 2018	8.4%	↑



ACTIVITY



Month	Adjusted Scheduled Activity (UDA)	
	2019	2020
April	1,472	1,668
May	3,449	4,047
June	5,097	5,620
July	7,580	
August	9,548	
September	11,435	
October	13,828	
November	16,645	
December	18,300	
January	20,831	
February	22,997	
March	25,762	
April	26,335	
May	26,335	
June	26,335	

QUALITY

	Quantity	Base Number	Contract	AT	Region	England
% of FP17s for the same patient ID Re-attending within 3 months - Children	76	568	13.4%	10.2%	11.9%	11.4%
% of FP17s for the same patient ID Re-attending within 3 months - Adults	289	1,328	21.8%	15.5%	17.2%	15.4%
% of FP17s for the same patient ID Re-attending between 3 & 9 months - Children	223	568	39.3%	50.1%	49.8%	59.8%
% of FP17s for the same patient ID Re-attending between 3 & 9 months - Adults	345	1,328	26.0%	39.4%	39.5%	52.1%
% of FP17s for Band 1 Urgent Courses	375	1,755	21.4%	10.5%	11.2%	9.2%
% of FP17s Relating to Free Repair or Replacements	1	1,755	0.1%	0.6%	0.5%	0.7%
% of FP17s Relating to Continuations	15	1,755	0.9%	0.8%	0.7%	0.8%
% of Patients satisfied with the dentistry they have received	0	0	N/A	91.0%	90.6%	93.4%
% of Patients satisfied with the time they had to wait for an appointment	0	0	N/A	87.1%	83.8%	87.6%

* This is based on patients treated on this contract for their most recent course of treatment. Figures in italics indicate the base number of FP17s or Patient Questionnaire responses are less than 100. N/A is shown where the base number of responses is less than 10 during the period. % is calculated as Quantity/Base number*100

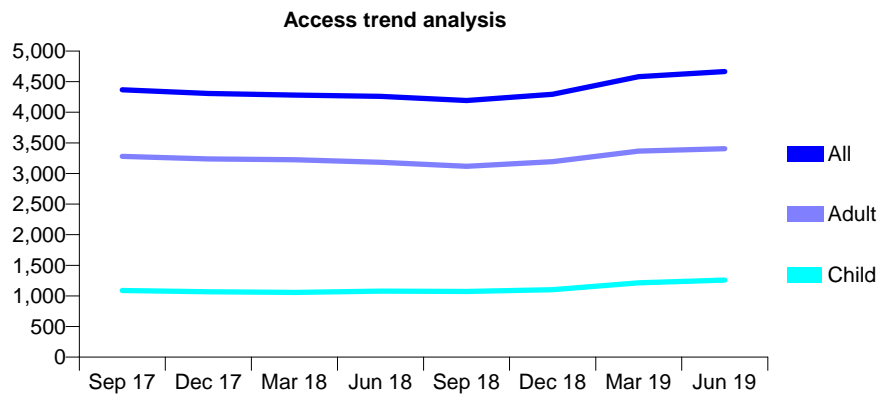
Q63 - Vital Signs At a Glance Contract Report for 134791/0002 - June 2019

Name or company name	The Beulah Hill Dental Centre
Contract type name	GDS Contract
Purpose of contract	General
Contract start date	01/04/2006
Contract end date	

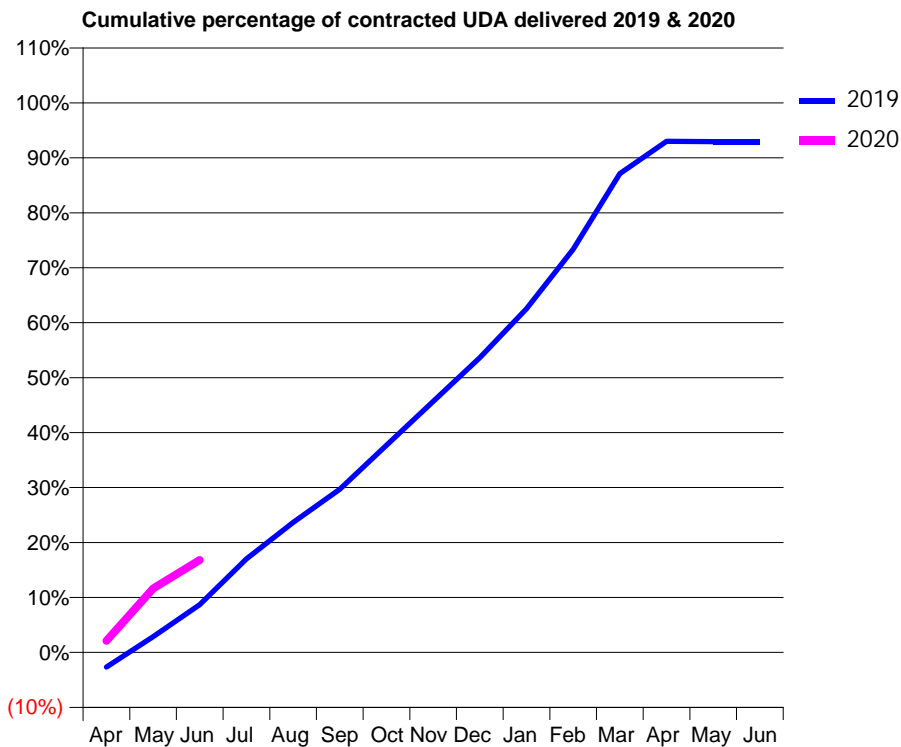
19/20 Contracted general activity (UDA)	16,990
Carry forward general activity (UDA)	0
19/20 Contracted orthodontic activity (UOA)	0
Carry forward orthodontic activity (UOA)	0
Baseline contract value	£424,607.96

ACCESS*

Patients seen in 24 months	Total	Change since previous quarter
Quarter ending June 2018	4,260	
Quarter ending September 2018	4,192	↓
Quarter ending December 2018	4,294	↑
Quarter ending March 2019	4,582	↑
Quarter ending June 2019	4,665	→
Variance since June 2018	9.5%	↑



ACTIVITY



Month	2019	2020
April	-454	361
May	490	1,975
June	1,478	2,861
July	2,892	
August	4,022	
September	5,044	
October	6,405	
November	7,760	
December	9,110	
January	10,626	
February	12,464	
March	14,797	
April	15,802	
May	15,791	
June	15,794	

QUALITY

	Quantity	Base Number	Contract	AT	Region	England
% of FP17s for the same patient ID Re-attending within 3 months - Children	33	374	8.8%	10.2%	11.9%	11.4%
% of FP17s for the same patient ID Re-attending within 3 months - Adults	213	1,079	19.7%	15.5%	17.2%	15.4%
% of FP17s for the same patient ID Re-attending between 3 & 9 months - Children	181	374	48.4%	50.1%	49.8%	59.8%
% of FP17s for the same patient ID Re-attending between 3 & 9 months - Adults	562	1,079	52.1%	39.4%	39.5%	52.1%
% of FP17s for Band 1 Urgent Courses	119	1,195	10.0%	10.5%	11.2%	9.2%
% of FP17s Relating to Free Repair or Replacements	13	1,195	1.1%	0.6%	0.5%	0.7%
% of FP17s Relating to Continuations	17	1,195	1.4%	0.8%	0.7%	0.8%
% of Patients satisfied with the dentistry they have received	4	5	N/A	91.0%	90.6%	93.4%
% of Patients satisfied with the time they had to wait for an appointment	5	5	N/A	87.1%	83.8%	87.6%

* This is based on patients treated on this contract for their most recent course of treatment. Figures in italics indicate the base number of FP17s or Patient Questionnaire responses are less than 100. N/A is shown where the base number of responses is less than 10 during the period. % is calculated as Quantity/Base number*100

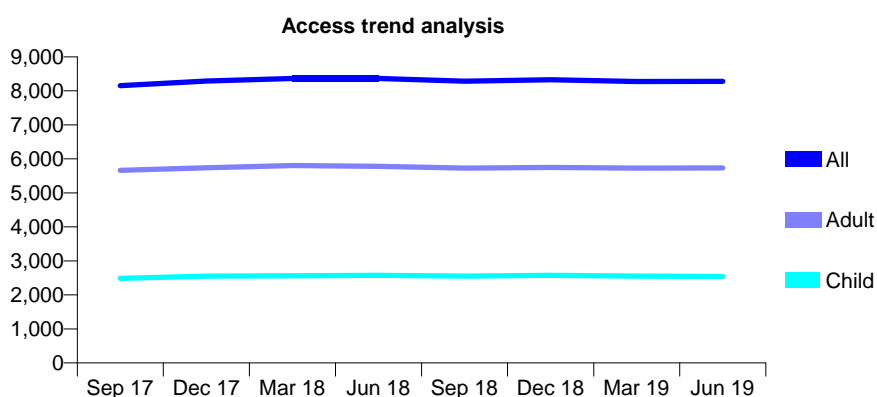
Q63 - Vital Signs At a Glance Contract Report for 135186/0001 - June 2019

Name or company name	Aspire Dental Practice Partnership
Contract type name	GDS Contract
Purpose of contract	General
Contract start date	21/08/2011
Contract end date	

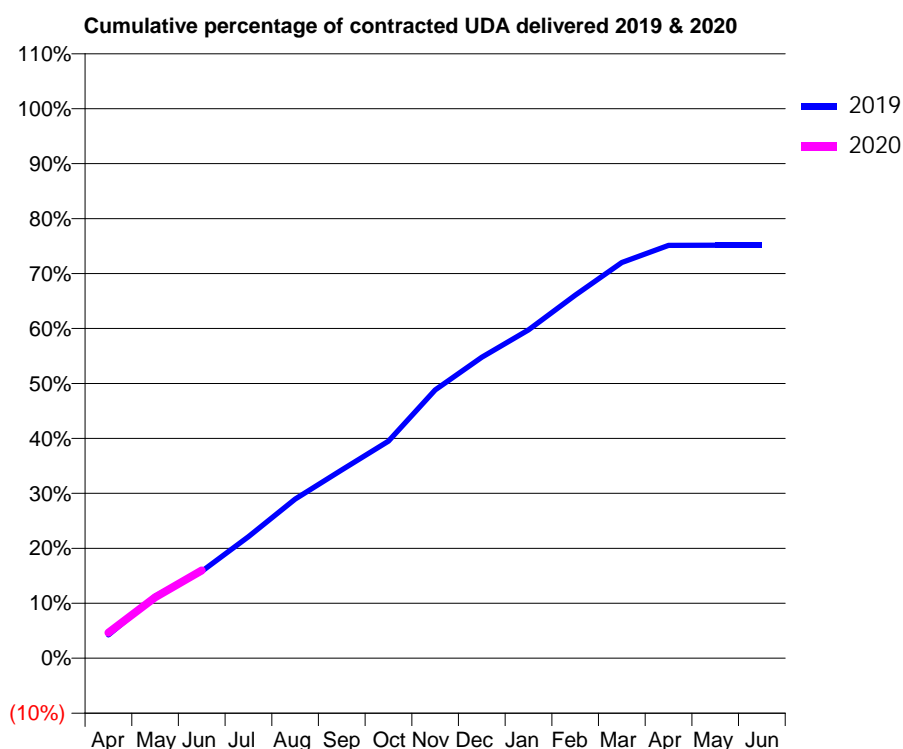
19/20 Contracted general activity (UDA)	23,000
Carry forward general activity (UDA)	0
19/20 Contracted orthodontic activity (UOA)	0
Carry forward orthodontic activity (UOA)	0
Baseline contract value	£595,135.58

ACCESS*

Patients seen in 24 months	Total	Change since previous quarter
Quarter ending June 2018	8,364	
Quarter ending September 2018	8,285	→
Quarter ending December 2018	8,327	→
Quarter ending March 2019	8,277	→
Quarter ending June 2019	8,279	→
Variance since June 2018	(1.0%)	↓



ACTIVITY



Month	2019	2020
April	1,057	1,070
May	2,823	2,549
June	3,953	3,677
July	5,529	
August	7,242	
September	8,566	
October	9,881	
November	12,209	
December	13,690	
January	14,935	
February	16,518	
March	18,002	
April	18,782	
May	18,784	
June	18,784	

QUALITY

	Quantity	Base Number	Contract	AT	Region	England
% of FP17s for the same patient ID Re-attending within 3 months - Children	54	701	7.7%	10.2%	11.9%	11.4%
% of FP17s for the same patient ID Re-attending within 3 months - Adults	200	1,359	14.7%	15.5%	17.2%	15.4%
% of FP17s for the same patient ID Re-attending between 3 & 9 months - Children	331	701	47.2%	50.1%	49.8%	59.8%
% of FP17s for the same patient ID Re-attending between 3 & 9 months - Adults	476	1,359	35.0%	39.4%	39.5%	52.1%
% of FP17s for Band 1 Urgent Courses	198	1,763	11.2%	10.5%	11.2%	9.2%
% of FP17s Relating to Free Repair or Replacements	5	1,763	0.3%	0.6%	0.5%	0.7%
% of FP17s Relating to Continuations	28	1,763	1.6%	0.8%	0.7%	0.8%
% of Patients satisfied with the dentistry they have received	2	2	N/A	91.0%	90.6%	93.4%
% of Patients satisfied with the time they had to wait for an appointment	1	2	N/A	87.1%	83.8%	87.6%

* This is based on patients treated on this contract for their most recent course of treatment. Figures in italics indicate the base number of FP17s or Patient Questionnaire responses are less than 100. N/A is shown where the base number of responses is less than 10 during the period. % is calculated as Quantity/Base number*100

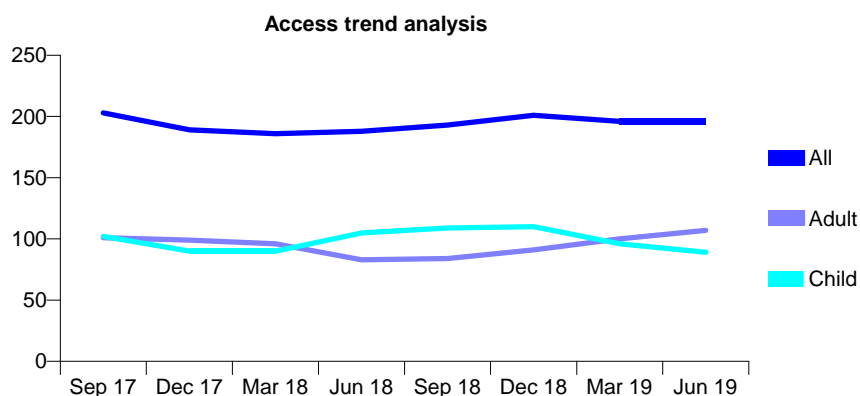
Q63 - Vital Signs At a Glance Contract Report for 135437/0001 - June 2019

Name or company name	Miss N Khoobehi
Contract type name	GDS Contract
Purpose of contract	General
Contract start date	29/06/2012
Contract end date	

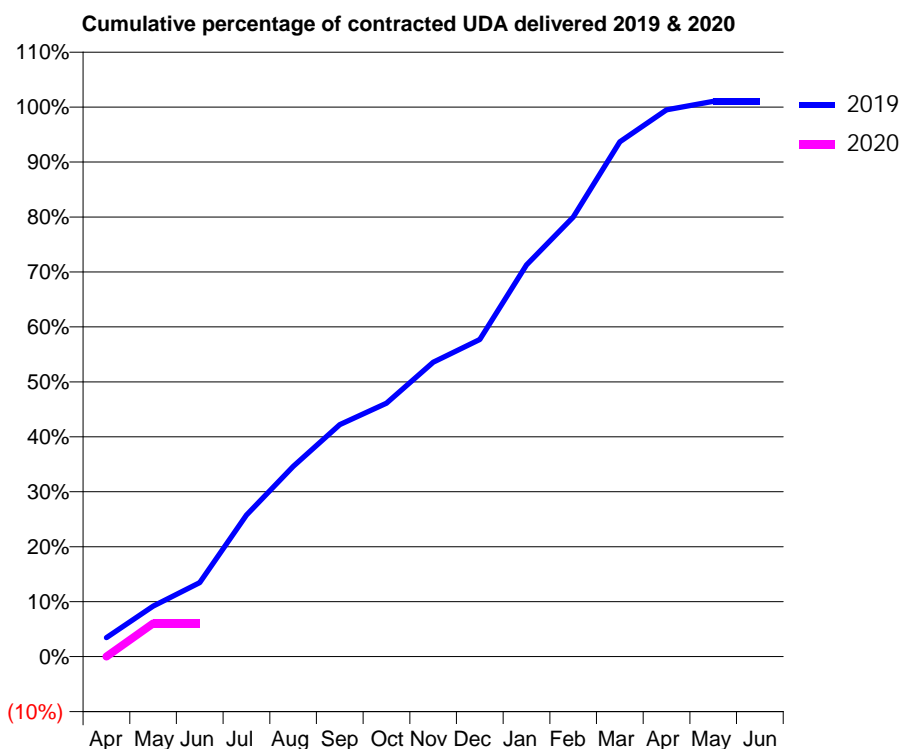
19/20 Contracted general activity (UDA)	844
Carry forward general activity (UDA)	0
19/20 Contracted orthodontic activity (UOA)	0
Carry forward orthodontic activity (UOA)	0
Baseline contract value	£23,262.79

ACCESS*

Patients seen in 24 months	Total	Change since previous quarter
Quarter ending June 2018	188	
Quarter ending September 2018	193	↑
Quarter ending December 2018	201	↑
Quarter ending March 2019	196	↓
Quarter ending June 2019	196	→
Variance since June 2018	4.3%	↑



ACTIVITY



Month	Adjusted Scheduled Activity (UDA)	
	2019	2020
April	29	0
May	78	51
June	114	51
July	217	
August	292	
September	356	
October	389	
November	452	
December	487	
January	602	
February	675	
March	791	
April	840	
May	853	
June	853	

QUALITY

	Quantity	Base Number	Contract	AT	Region	England
% of FP17s for the same patient ID Re-attending within 3 months - Children	0	19	0.0%	10.2%	11.9%	11.4%
% of FP17s for the same patient ID Re-attending within 3 months - Adults	5	29	17.2%	15.5%	17.2%	15.4%
% of FP17s for the same patient ID Re-attending between 3 & 9 months - Children	8	19	42.1%	50.1%	49.8%	59.8%
% of FP17s for the same patient ID Re-attending between 3 & 9 months - Adults	6	29	20.7%	39.4%	39.5%	52.1%
% of FP17s for Band 1 Urgent Courses	0	26	0.0%	10.5%	11.2%	9.2%
% of FP17s Relating to Free Repair or Replacements	0	26	0.0%	0.6%	0.5%	0.7%
% of FP17s Relating to Continuations	0	26	0.0%	0.8%	0.7%	0.8%
% of Patients satisfied with the dentistry they have received	0	0	N/A	91.0%	90.6%	93.4%
% of Patients satisfied with the time they had to wait for an appointment	0	0	N/A	87.1%	83.8%	87.6%

* This is based on patients treated on this contract for their most recent course of treatment. Figures in italics indicate the base number of FP17s or Patient Questionnaire responses are less than 100. N/A is shown where the base number of responses is less than 10 during the period. % is calculated as Quantity/Base number*100

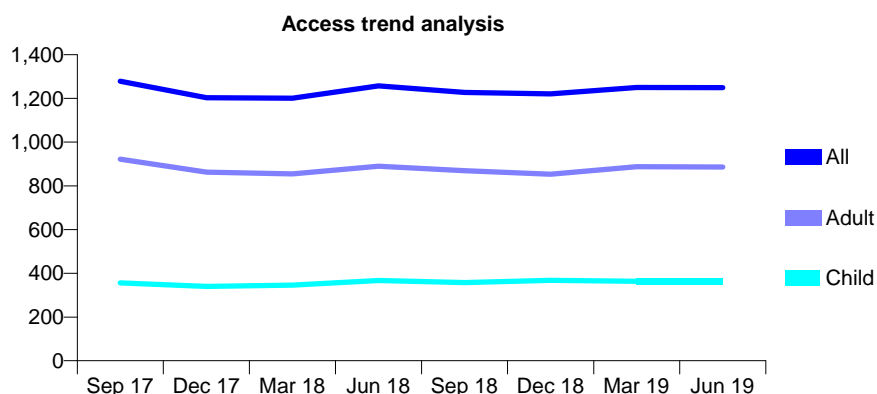
Q63 - Vital Signs At a Glance Contract Report for 136638/0001 - June 2019

Name or company name	Orchard Dental Centre
Contract type name	GDS Contract
Purpose of contract	General
Contract start date	14/06/2010
Contract end date	

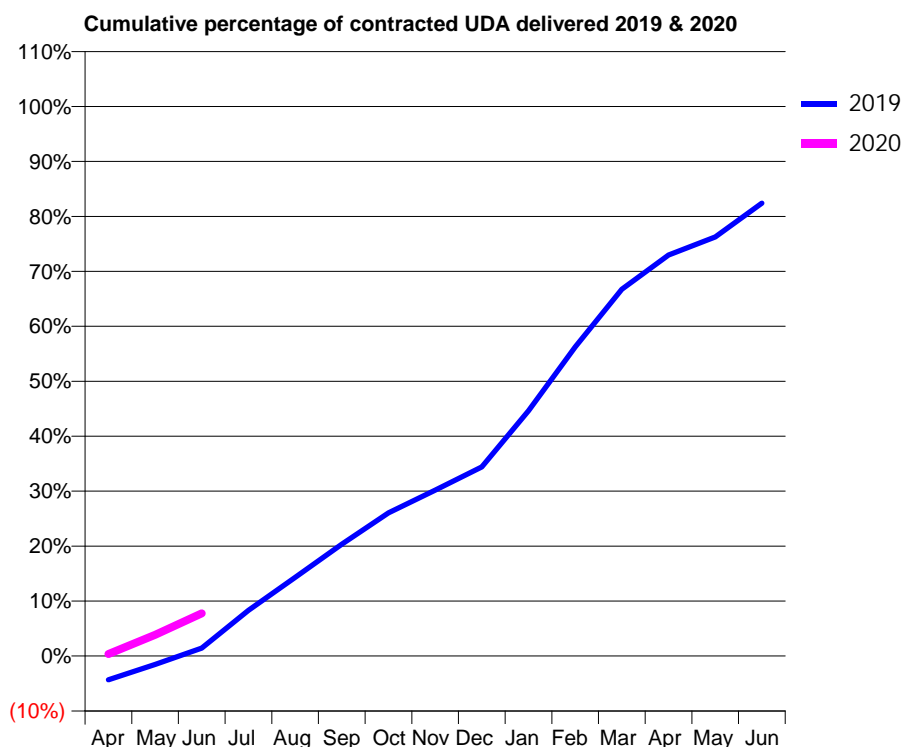
19/20 Contracted general activity (UDA)	5,908
Carry forward general activity (UDA)	0
19/20 Contracted orthodontic activity (UOA)	0
Carry forward orthodontic activity (UOA)	0
Baseline contract value	£162,577.55

ACCESS*

Patients seen in 24 months	Total	Change since previous quarter
Quarter ending June 2018	1,257	
Quarter ending September 2018	1,227	↓
Quarter ending December 2018	1,221	→
Quarter ending March 2019	1,250	↑
Quarter ending June 2019	1,249	→
Variance since June 2018	(0.6%)	→



ACTIVITY



Month	Adjusted Scheduled Activity (UDA)	
	2019	2020
April	-257	22
May	-90	229
June	86	458
July	492	
August	846	
September	1,202	
October	1,540	
November	1,784	
December	2,034	
January	2,637	
February	3,322	
March	3,942	
April	4,311	
May	4,505	
June	4,867	

QUALITY

	Quantity	Base Number	Contract	AT	Region	England
% of FP17s for the same patient ID Re-attending within 3 months - Children	21	113	18.6%	10.2%	11.9%	11.4%
% of FP17s for the same patient ID Re-attending within 3 months - Adults	92	339	27.1%	15.5%	17.2%	15.4%
% of FP17s for the same patient ID Re-attending between 3 & 9 months - Children	57	113	50.4%	50.1%	49.8%	59.8%
% of FP17s for the same patient ID Re-attending between 3 & 9 months - Adults	128	339	37.8%	39.4%	39.5%	52.1%
% of FP17s for Band 1 Urgent Courses	74	210	35.2%	10.5%	11.2%	9.2%
% of FP17s Relating to Free Repair or Replacements	2	210	1.0%	0.6%	0.5%	0.7%
% of FP17s Relating to Continuations	0	210	0.0%	0.8%	0.7%	0.8%
% of Patients satisfied with the dentistry they have received	0	0	N/A	91.0%	90.6%	93.4%
% of Patients satisfied with the time they had to wait for an appointment	0	0	N/A	87.1%	83.8%	87.6%

* This is based on patients treated on this contract for their most recent course of treatment. Figures in italics indicate the base number of FP17s or Patient Questionnaire responses are less than 100. N/A is shown where the base number of responses is less than 10 during the period. % is calculated as Quantity/Base number*100

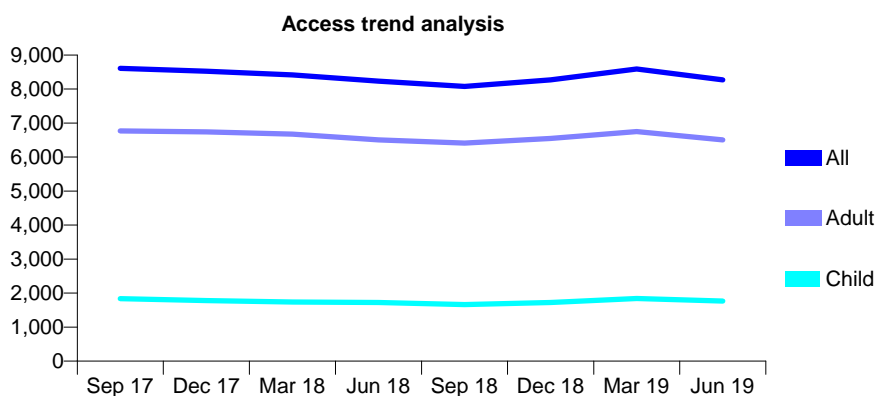
Q63 - Vital Signs At a Glance Contract Report for 136816/0001 - June 2019

Name or company name	Harpinder Singh Dhamu and Geo Vellappar
Contract type name	Pilot Contract
Purpose of contract	General
Contract start date	01/04/2011
Contract end date	

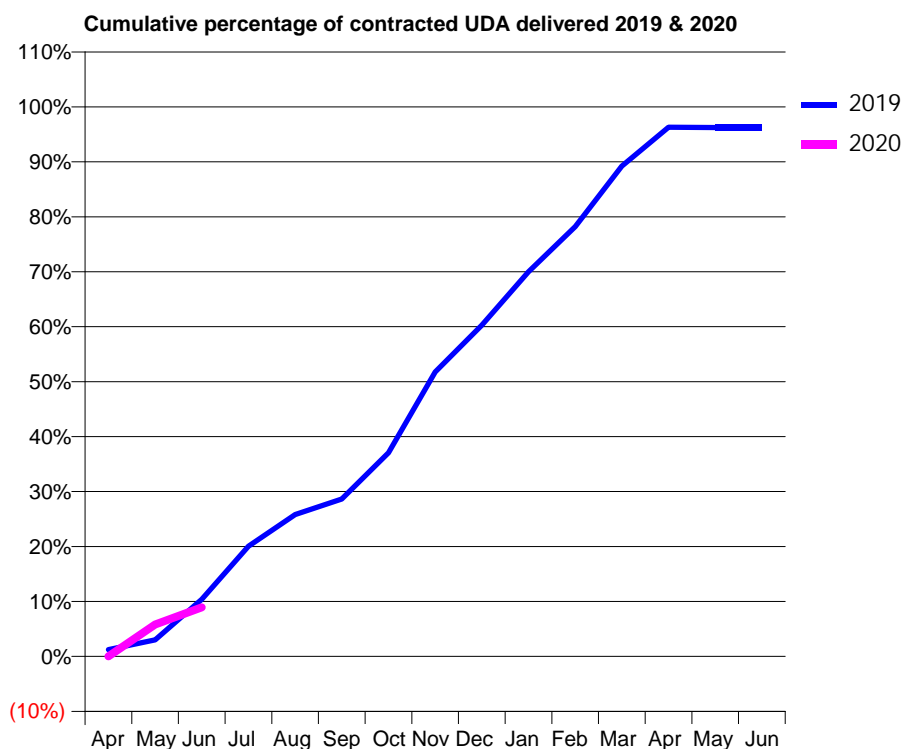
19/20 Contracted general activity (UDA)	27,426
Carry forward general activity (UDA)	0
19/20 Contracted orthodontic activity (UOA)	0
Carry forward orthodontic activity (UOA)	0
Baseline contract value	£767,398.98

ACCESS*

Patients seen in 24 months	Total	Change since previous quarter
Quarter ending June 2018	8,232	
Quarter ending September 2018	8,075	↓
Quarter ending December 2018	8,270	↑
Quarter ending March 2019	8,591	↑
Quarter ending June 2019	8,270	↓
Variance since June 2018	0.5%	→



ACTIVITY



Month	Adjusted Scheduled Activity (UDA)	
	2019	2020
April	346	0
May	829	1,592
June	2,847	2,445
July	5,500	
August	7,078	
September	7,856	
October	10,166	
November	14,201	
December	16,530	
January	19,196	
February	21,446	
March	24,468	
April	26,402	
May	26,390	
June	26,390	

QUALITY

	Quantity	Base Number	Contract	AT	Region	England
% of FP17s for the same patient ID Re-attending within 3 months - Children	33	380	8.7%	10.2%	11.9%	11.4%
% of FP17s for the same patient ID Re-attending within 3 months - Adults	347	1,538	22.6%	15.5%	17.2%	15.4%
% of FP17s for the same patient ID Re-attending between 3 & 9 months - Children	212	380	55.8%	50.1%	49.8%	59.8%
% of FP17s for the same patient ID Re-attending between 3 & 9 months - Adults	699	1,538	45.4%	39.4%	39.5%	52.1%
% of FP17s for Band 1 Urgent Courses	228	1,340	17.0%	10.5%	11.2%	9.2%
% of FP17s Relating to Free Repair or Replacements	31	1,340	2.3%	0.6%	0.5%	0.7%
% of FP17s Relating to Continuations	23	1,340	1.7%	0.8%	0.7%	0.8%
% of Patients satisfied with the dentistry they have received	2	4	N/A	91.0%	90.6%	93.4%
% of Patients satisfied with the time they had to wait for an appointment	2	4	N/A	87.1%	83.8%	87.6%

* This is based on patients treated on this contract for their most recent course of treatment. Figures in italics indicate the base number of FP17s or Patient Questionnaire responses are less than 100. N/A is shown where the base number of responses is less than 10 during the period. % is calculated as Quantity/Base number*100

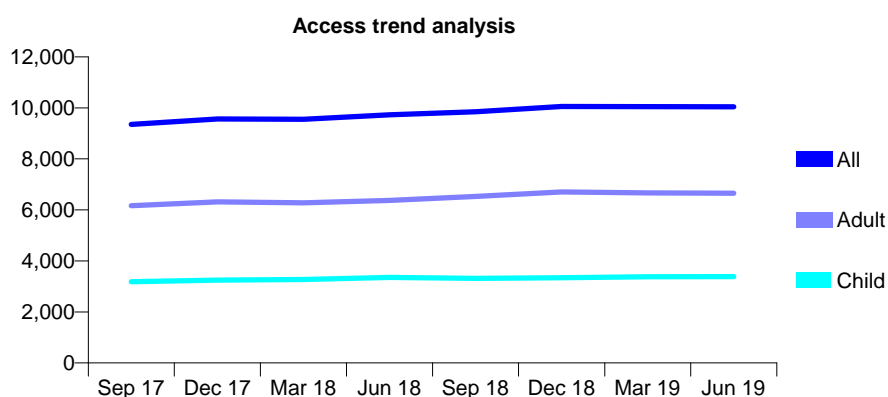
Q63 - Vital Signs At a Glance Contract Report for 138673/0001 - June 2019

Name or company name	Plumstead Dental Surgery Ltd
Contract type name	GDS Contract
Purpose of contract	General
Contract start date	01/12/2007
Contract end date	

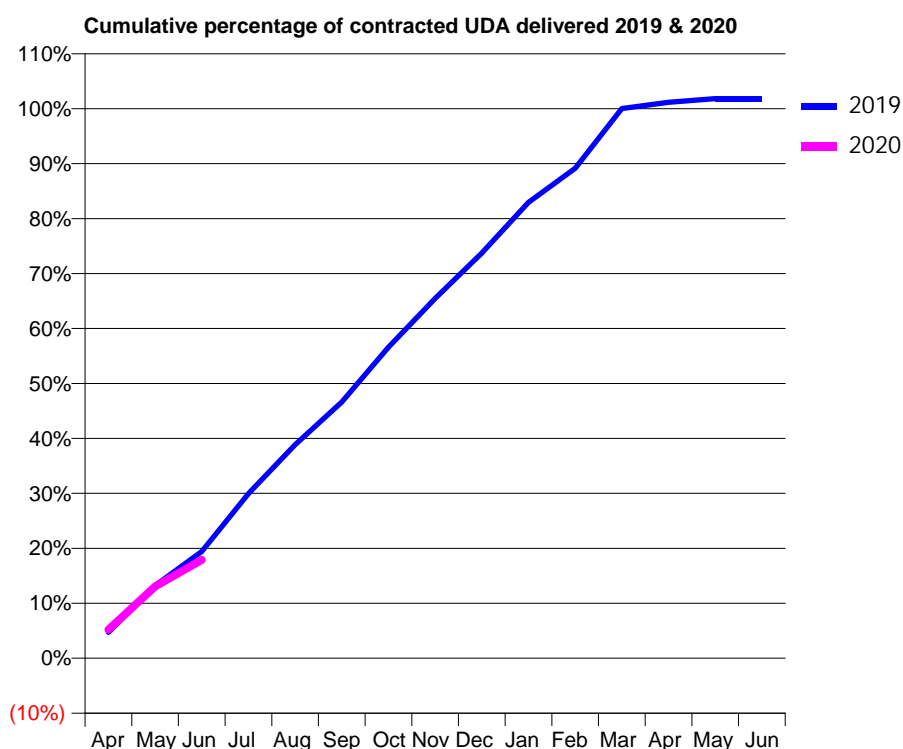
19/20 Contracted general activity (UDA)	24,351
Carry forward general activity (UDA)	0
19/20 Contracted orthodontic activity (UOA)	0
Carry forward orthodontic activity (UOA)	0
Baseline contract value	£622,233.16

ACCESS*

Patients seen in 24 months	Total	Change since previous quarter
Quarter ending June 2018	9,726	
Quarter ending September 2018	9,846	→
Quarter ending December 2018	10,050	↑
Quarter ending March 2019	10,045	→
Quarter ending June 2019	10,041	→
Variance since June 2018	3.2%	↑



ACTIVITY



Month	2019	2020
April	1,145	1,265
May	3,224	3,183
June	4,730	4,357
July	7,293	
August	9,464	
September	11,350	
October	13,781	
November	15,947	
December	17,951	
January	20,199	
February	21,710	
March	24,356	
April	24,634	
May	24,795	
June	24,796	

QUALITY

	Quantity	Base Number	Contract	AT	Region	England
% of FP17s for the same patient ID Re-attending within 3 months - Children	78	855	9.1%	10.2%	11.9%	11.4%
% of FP17s for the same patient ID Re-attending within 3 months - Adults	288	1,450	19.9%	15.5%	17.2%	15.4%
% of FP17s for the same patient ID Re-attending between 3 & 9 months - Children	376	855	44.0%	50.1%	49.8%	59.8%
% of FP17s for the same patient ID Re-attending between 3 & 9 months - Adults	447	1,450	30.8%	39.4%	39.5%	52.1%
% of FP17s for Band 1 Urgent Courses	369	1,859	19.8%	10.5%	11.2%	9.2%
% of FP17s Relating to Free Repair or Replacements	9	1,859	0.5%	0.6%	0.5%	0.7%
% of FP17s Relating to Continuations	8	1,859	0.4%	0.8%	0.7%	0.8%
% of Patients satisfied with the dentistry they have received	3	3	N/A	91.0%	90.6%	93.4%
% of Patients satisfied with the time they had to wait for an appointment	2	3	N/A	87.1%	83.8%	87.6%

* This is based on patients treated on this contract for their most recent course of treatment.

Figures in italics indicate the base number of FP17s or Patient Questionnaire responses are less than 100. N/A is shown where the base number of responses is less than 10 during the period. % is calculated as Quantity/Base number*100

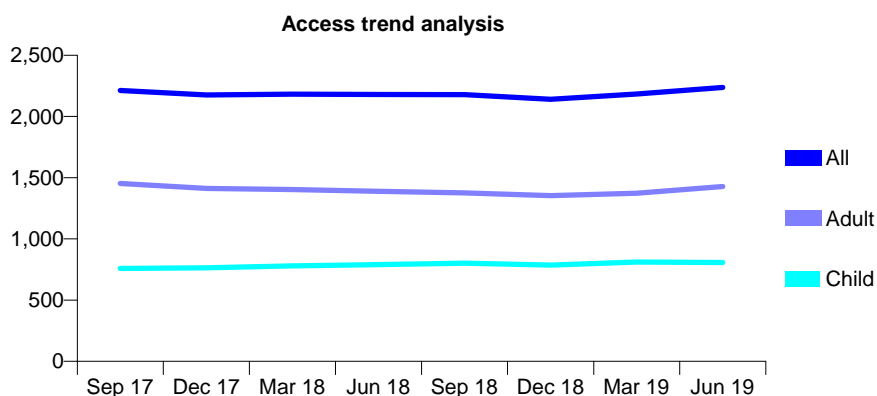
Q63 - Vital Signs At a Glance Contract Report for 140384/0001 - June 2019

Name or company name	Arcades Dental Surgery
Contract type name	GDS Contract
Purpose of contract	General
Contract start date	01/04/2006
Contract end date	

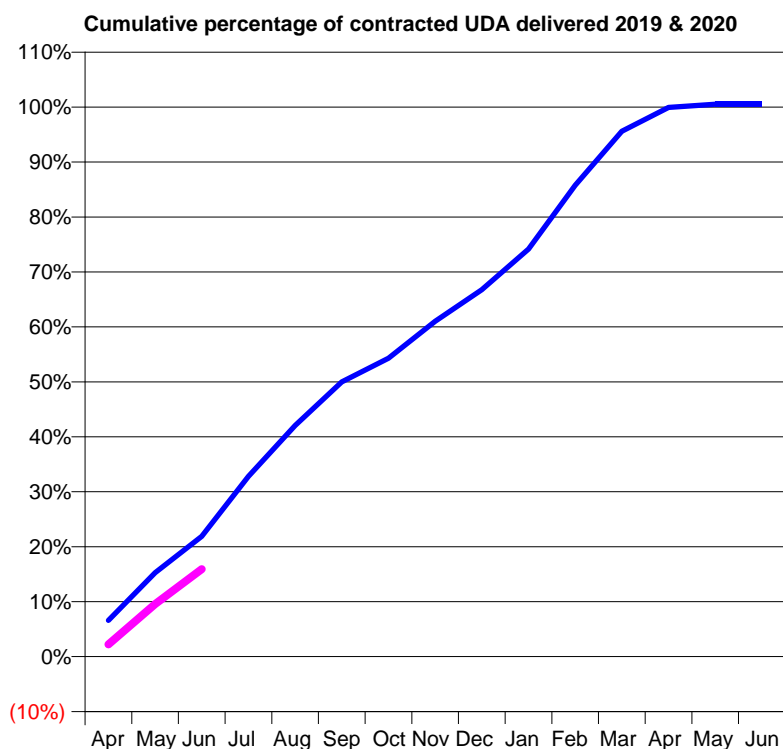
19/20 Contracted general activity (UDA)	6,775
Carry forward general activity (UDA)	0
19/20 Contracted orthodontic activity (UOA)	0
Carry forward orthodontic activity (UOA)	0
Baseline contract value	£210,854.87

ACCESS*

Patients seen in 24 months	Total	Change since previous quarter
Quarter ending June 2018	2,179	
Quarter ending September 2018	2,178	→
Quarter ending December 2018	2,140	↓
Quarter ending March 2019	2,184	↑
Quarter ending June 2019	2,237	↑
Variance since June 2018	2.7%	↑



ACTIVITY



Month	Adjusted Scheduled Activity (UDA)	
	2019	2020
April	446	151
May	1,035	649
June	1,483	1,077
July	2,222	
August	2,849	
September	3,388	
October	3,679	
November	4,135	
December	4,524	
January	5,024	
February	5,811	
March	6,476	
April	6,771	
May	6,809	
June	6,809	

QUALITY

	Quantity	Base Number	Contract	AT	Region	England
% of FP17s for the same patient ID Re-attending within 3 months - Children	20	198	10.1%	10.2%	11.9%	11.4%
% of FP17s for the same patient ID Re-attending within 3 months - Adults	36	291	12.4%	15.5%	17.2%	15.4%
% of FP17s for the same patient ID Re-attending between 3 & 9 months - Children	89	198	44.9%	50.1%	49.8%	59.8%
% of FP17s for the same patient ID Re-attending between 3 & 9 months - Adults	86	291	29.6%	39.4%	39.5%	52.1%
% of FP17s for Band 1 Urgent Courses	32	393	8.1%	10.5%	11.2%	9.2%
% of FP17s Relating to Free Repair or Replacements	2	393	0.5%	0.6%	0.5%	0.7%
% of FP17s Relating to Continuations	1	393	0.3%	0.8%	0.7%	0.8%
% of Patients satisfied with the dentistry they have received	0	0	N/A	91.0%	90.6%	93.4%
% of Patients satisfied with the time they had to wait for an appointment	0	0	N/A	87.1%	83.8%	87.6%

* This is based on patients treated on this contract for their most recent course of treatment. Figures in italics indicate the base number of FP17s or Patient Questionnaire responses are less than 100. N/A is shown where the base number of responses is less than 10 during the period. % is calculated as Quantity/Base number*100

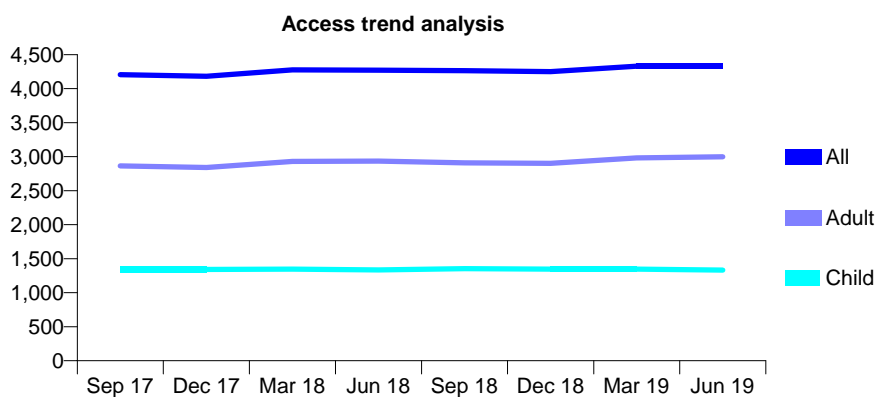
Q63 - Vital Signs At a Glance Contract Report for 141097/0001 - June 2019

Name or company name	Mr DJ Mehigan & Miss AM Peel
Contract type name	GDS Contract
Purpose of contract	General and Orthodontic
Contract start date	01/11/2006
Contract end date	

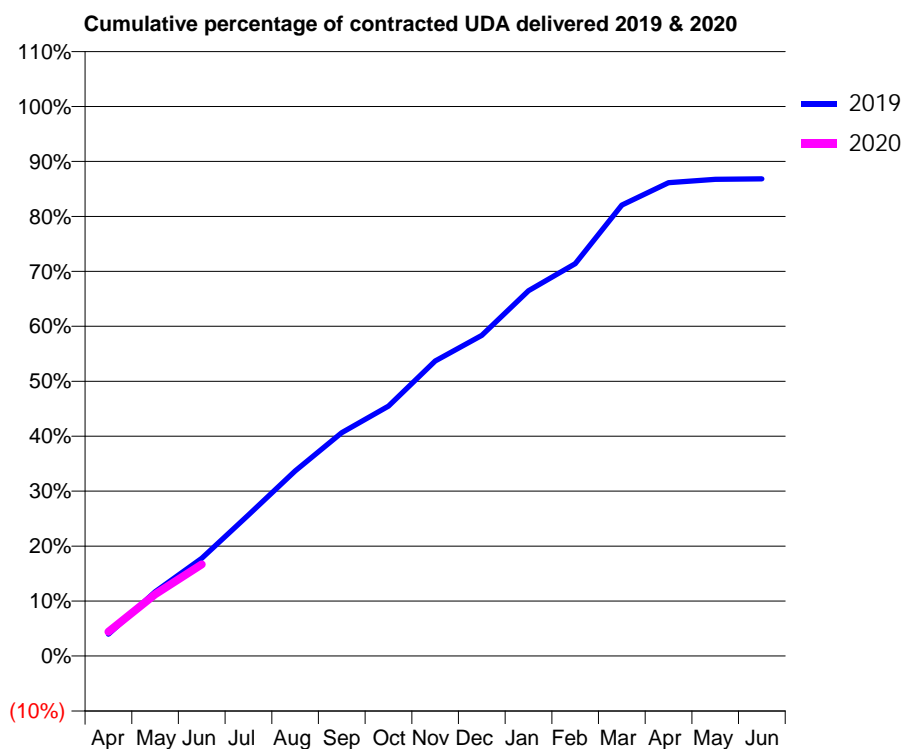
19/20 Contracted general activity (UDA)	14,962
Carry forward general activity (UDA)	0
19/20 Contracted orthodontic activity (UOA)	688
Carry forward orthodontic activity (UOA)	0
Baseline contract value	£385,626.99

ACCESS*

Patients seen in 24 months	Total	Change since previous quarter
Quarter ending June 2018	4,271	
Quarter ending September 2018	4,263	→
Quarter ending December 2018	4,250	→
Quarter ending March 2019	4,330	→
Quarter ending June 2019	4,331	→
Variance since June 2018	1.4%	→



ACTIVITY



Month	Adjusted Scheduled Activity (UDA)	
	2019	2020
April	597	659
May	1,747	1,679
June	2,661	2,497
July	3,840	
August	5,042	
September	6,079	
October	6,805	
November	8,031	
December	8,729	
January	9,947	
February	10,683	
March	12,277	
April	12,889	
May	12,977	
June	12,993	

QUALITY

	Quantity	Base Number	Contract	AT	Region	England
% of FP17s for the same patient ID Re-attending within 3 months - Children	38	494	7.7%	10.2%	11.9%	11.4%
% of FP17s for the same patient ID Re-attending within 3 months - Adults	190	1,092	17.4%	15.5%	17.2%	15.4%
% of FP17s for the same patient ID Re-attending between 3 & 9 months - Children	257	494	52.0%	50.1%	49.8%	59.8%
% of FP17s for the same patient ID Re-attending between 3 & 9 months - Adults	596	1,092	54.6%	39.4%	39.5%	52.1%
% of FP17s for Band 1 Urgent Courses	86	1,262	6.8%	10.5%	11.2%	9.2%
% of FP17s Relating to Free Repair or Replacements	5	1,262	0.4%	0.6%	0.5%	0.7%
% of FP17s Relating to Continuations	24	1,262	1.9%	0.8%	0.7%	0.8%
% of Patients satisfied with the dentistry they have received	0	0	N/A	91.0%	90.6%	93.4%
% of Patients satisfied with the time they had to wait for an appointment	0	0	N/A	87.1%	83.8%	87.6%

* This is based on patients treated on this contract for their most recent course of treatment. Figures in italics indicate the base number of FP17s or Patient Questionnaire responses are less than 100. N/A is shown where the base number of responses is less than 10 during the period. % is calculated as Quantity/Base number*100

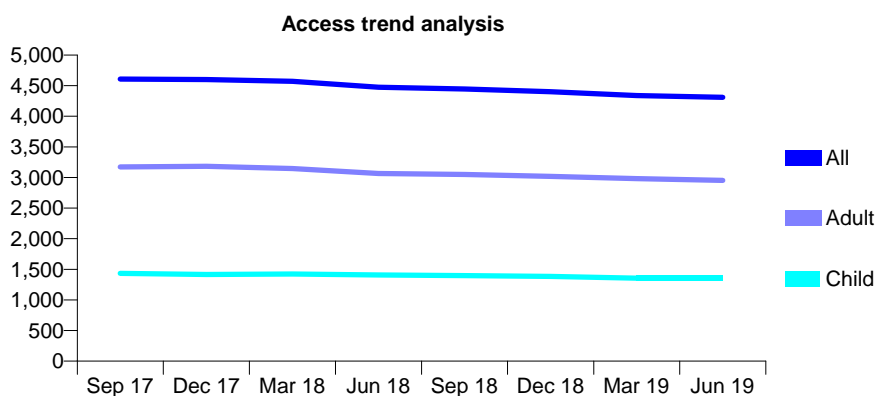
Q63 - Vital Signs At a Glance Contract Report for 141992/0001 - June 2019

Name or company name	S Cowley, R Ingham and J Angelo
Contract type name	GDS Contract
Purpose of contract	General
Contract start date	01/12/2012
Contract end date	

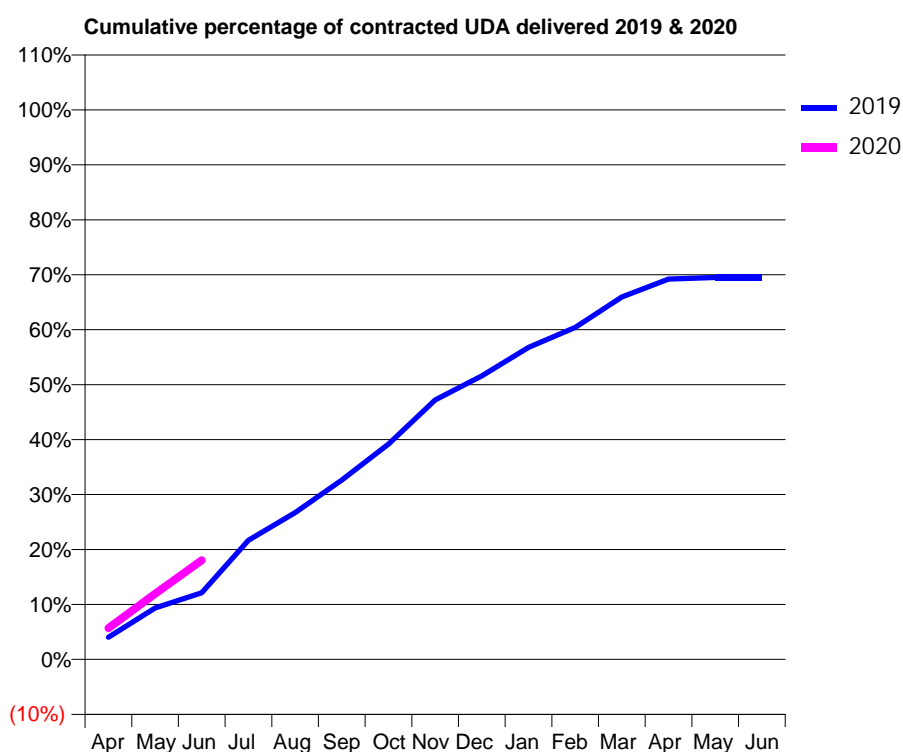
19/20 Contracted general activity (UDA)	20,575
Carry forward general activity (UDA)	0
19/20 Contracted orthodontic activity (UOA)	0
Carry forward orthodontic activity (UOA)	0
Baseline contract value	£652,616.62

ACCESS*

Patients seen in 24 months	Total	Change since previous quarter
Quarter ending June 2018	4,474	
Quarter ending September 2018	4,446	→
Quarter ending December 2018	4,403	→
Quarter ending March 2019	4,338	↓
Quarter ending June 2019	4,311	→
Variance since June 2018	(3.6%)	↓



ACTIVITY



Month	2019	2020
April	832	1,169
May	1,926	2,460
June	2,497	3,714
July	4,460	
August	5,500	
September	6,711	
October	8,063	
November	9,715	
December	10,614	
January	11,683	
February	12,430	
March	13,567	
April	14,241	
May	14,297	
June	14,296	

QUALITY

	Quantity	Base Number	Contract	AT	Region	England
% of FP17s for the same patient ID Re-attending within 3 months - Children	46	406	11.3%	10.2%	11.9%	11.4%
% of FP17s for the same patient ID Re-attending within 3 months - Adults	246	814	30.2%	15.5%	17.2%	15.4%
% of FP17s for the same patient ID Re-attending between 3 & 9 months - Children	161	406	39.7%	50.1%	49.8%	59.8%
% of FP17s for the same patient ID Re-attending between 3 & 9 months - Adults	221	814	27.1%	39.4%	39.5%	52.1%
% of FP17s for Band 1 Urgent Courses	164	1,036	15.8%	10.5%	11.2%	9.2%
% of FP17s Relating to Free Repair or Replacements	22	1,036	2.1%	0.6%	0.5%	0.7%
% of FP17s Relating to Continuations	26	1,036	2.5%	0.8%	0.7%	0.8%
% of Patients satisfied with the dentistry they have received	0	1	N/A	91.0%	90.6%	93.4%
% of Patients satisfied with the time they had to wait for an appointment	1	1	N/A	87.1%	83.8%	87.6%

* This is based on patients treated on this contract for their most recent course of treatment. Figures in italics indicate the base number of FP17s or Patient Questionnaire responses are less than 100. N/A is shown where the base number of responses is less than 10 during the period. % is calculated as Quantity/Base number*100

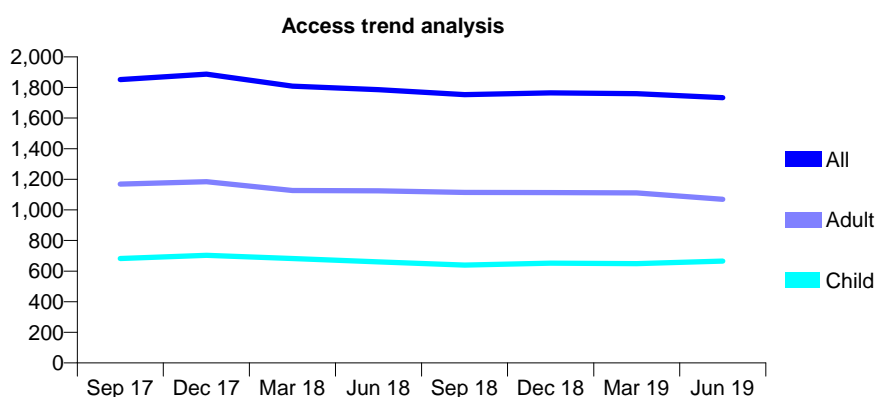
Q63 - Vital Signs At a Glance Contract Report for 142654/0001 - June 2019

Name or company name	Dr May Amour
Contract type name	GDS Contract
Purpose of contract	General
Contract start date	04/12/2012
Contract end date	

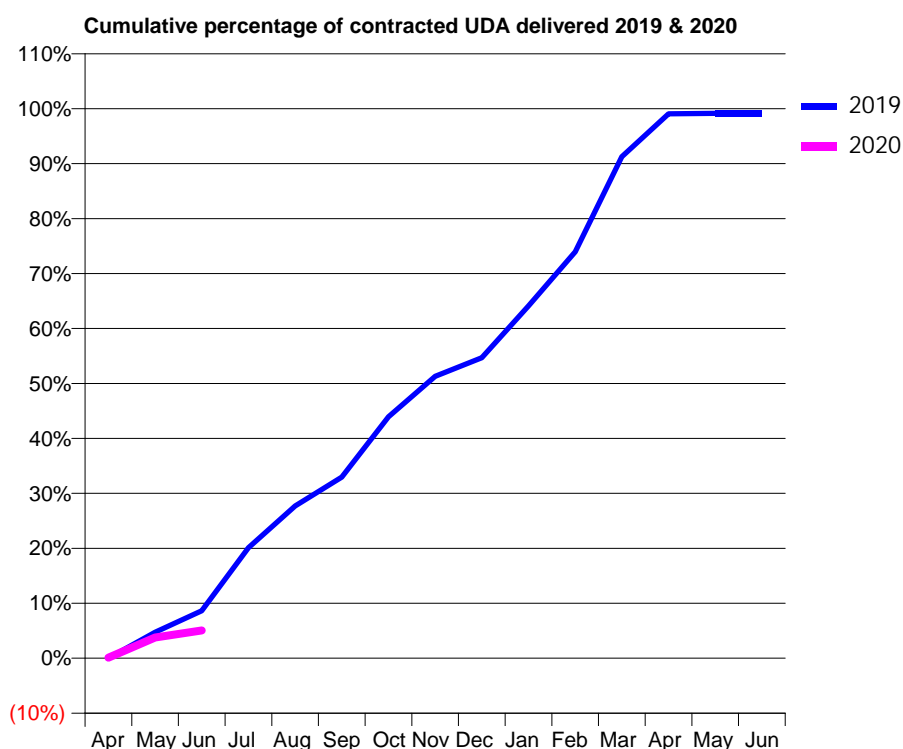
19/20 Contracted general activity (UDA)	4,000
Carry forward general activity (UDA)	0
19/20 Contracted orthodontic activity (UOA)	0
Carry forward orthodontic activity (UOA)	0
Baseline contract value	£126,252.89

ACCESS*

Patients seen in 24 months	Total	Change since previous quarter
Quarter ending June 2018	1,785	
Quarter ending September 2018	1,753	↓
Quarter ending December 2018	1,765	→
Quarter ending March 2019	1,760	→
Quarter ending June 2019	1,734	↓
Variance since June 2018	(2.9%)	↓



ACTIVITY



Month	Adjusted Scheduled Activity (UDA)	
	2019	2020
April	0	4
May	190	151
June	345	203
July	804	
August	1,109	
September	1,318	
October	1,757	
November	2,051	
December	2,188	
January	2,564	
February	2,959	
March	3,650	
April	3,963	
May	3,966	
June	3,966	

QUALITY

	Quantity	Base Number	Contract	AT	Region	England
% of FP17s for the same patient ID Re-attending within 3 months - Children	2	100	2.0%	10.2%	11.9%	11.4%
% of FP17s for the same patient ID Re-attending within 3 months - Adults	10	100	10.0%	15.5%	17.2%	15.4%
% of FP17s for the same patient ID Re-attending between 3 & 9 months - Children	20	100	20.0%	50.1%	49.8%	59.8%
% of FP17s for the same patient ID Re-attending between 3 & 9 months - Adults	26	100	26.0%	39.4%	39.5%	52.1%
% of FP17s for Band 1 Urgent Courses	9	87	10.3%	10.5%	11.2%	9.2%
% of FP17s Relating to Free Repair or Replacements	0	87	0.0%	0.6%	0.5%	0.7%
% of FP17s Relating to Continuations	0	87	0.0%	0.8%	0.7%	0.8%
% of Patients satisfied with the dentistry they have received	0	0	N/A	91.0%	90.6%	93.4%
% of Patients satisfied with the time they had to wait for an appointment	0	0	N/A	87.1%	83.8%	87.6%

* This is based on patients treated on this contract for their most recent course of treatment.

Figures in italics indicate the base number of FP17s or Patient Questionnaire responses are less than 100. N/A is shown where the base number of responses is less than 10 during the period. % is calculated as Quantity/Base number*100

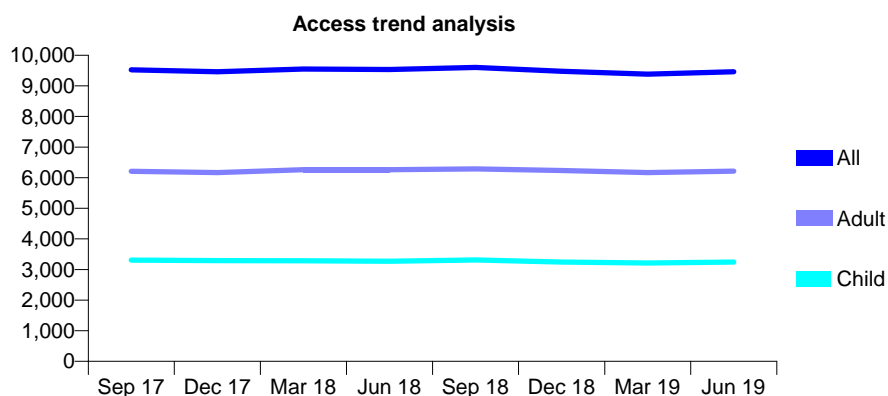
Q63 - Vital Signs At a Glance Contract Report for 143553/0001 - June 2019

Name or company name	Brigstock Dental Practice
Contract type name	GDS Contract
Purpose of contract	General
Contract start date	05/06/2014
Contract end date	

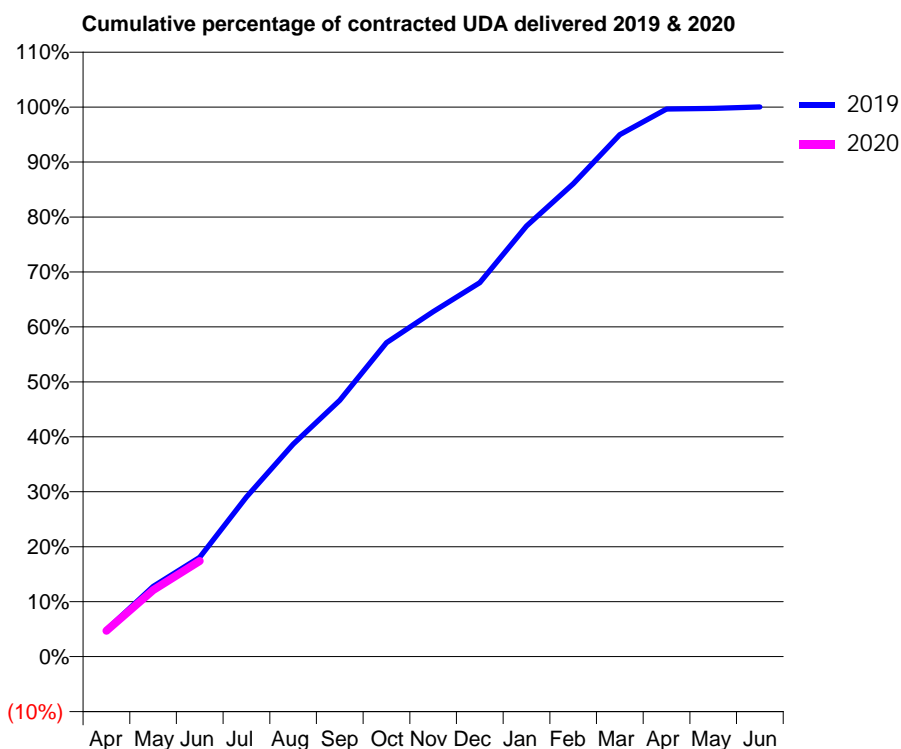
19/20 Contracted general activity (UDA)	21,983
Carry forward general activity (UDA)	0
19/20 Contracted orthodontic activity (UOA)	0
Carry forward orthodontic activity (UOA)	0
Baseline contract value	£653,643.42

ACCESS*

Patients seen in 24 months	Total	Change since previous quarter
Quarter ending June 2018	9,536	
Quarter ending September 2018	9,600	→
Quarter ending December 2018	9,476	↓
Quarter ending March 2019	9,384	→
Quarter ending June 2019	9,460	→
Variance since June 2018	(0.8%)	→



ACTIVITY



Month	Adjusted Scheduled Activity (UDA)	
	2019	2020
April	1,075	1,030
May	2,806	2,659
June	3,970	3,827
July	6,389	
August	8,502	
September	10,248	
October	12,558	
November	13,800	
December	14,963	
January	17,225	
February	18,914	
March	20,878	
April	21,900	
May	21,926	
June	21,989	

QUALITY

	Quantity	Base Number	Contract	AT	Region	England
% of FP17s for the same patient ID Re-attending within 3 months - Children	65	1,030	6.3%	10.2%	11.9%	11.4%
% of FP17s for the same patient ID Re-attending within 3 months - Adults	202	1,523	13.3%	15.5%	17.2%	15.4%
% of FP17s for the same patient ID Re-attending between 3 & 9 months - Children	533	1,030	51.7%	50.1%	49.8%	59.8%
% of FP17s for the same patient ID Re-attending between 3 & 9 months - Adults	588	1,523	38.6%	39.4%	39.5%	52.1%
% of FP17s for Band 1 Urgent Courses	182	1,943	9.4%	10.5%	11.2%	9.2%
% of FP17s Relating to Free Repair or Replacements	10	1,943	0.5%	0.6%	0.5%	0.7%
% of FP17s Relating to Continuations	9	1,943	0.5%	0.8%	0.7%	0.8%
% of Patients satisfied with the dentistry they have received	0	0	N/A	91.0%	90.6%	93.4%
% of Patients satisfied with the time they had to wait for an appointment	0	0	N/A	87.1%	83.8%	87.6%

* This is based on patients treated on this contract for their most recent course of treatment. Figures in italics indicate the base number of FP17s or Patient Questionnaire responses are less than 100. N/A is shown where the base number of responses is less than 10 during the period. % is calculated as Quantity/Base number*100

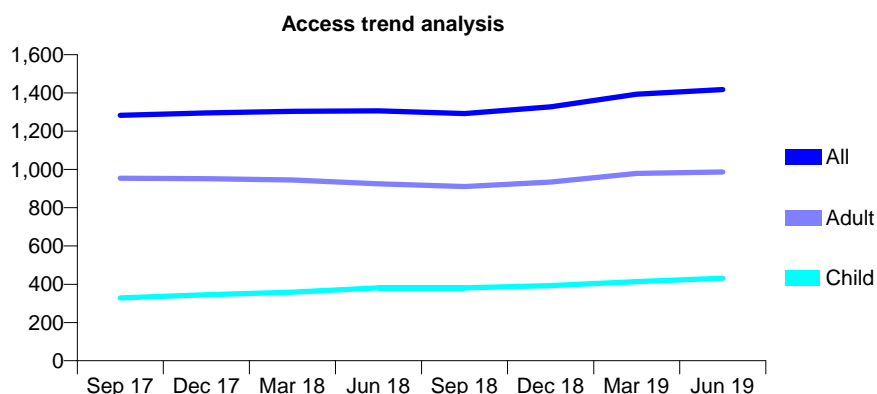
Q63 - Vital Signs At a Glance Contract Report for 144312/0001 - June 2019

Name or company name	Shortlands Dental Practice Limited
Contract type name	GDS Contract
Purpose of contract	General
Contract start date	01/08/2009
Contract end date	

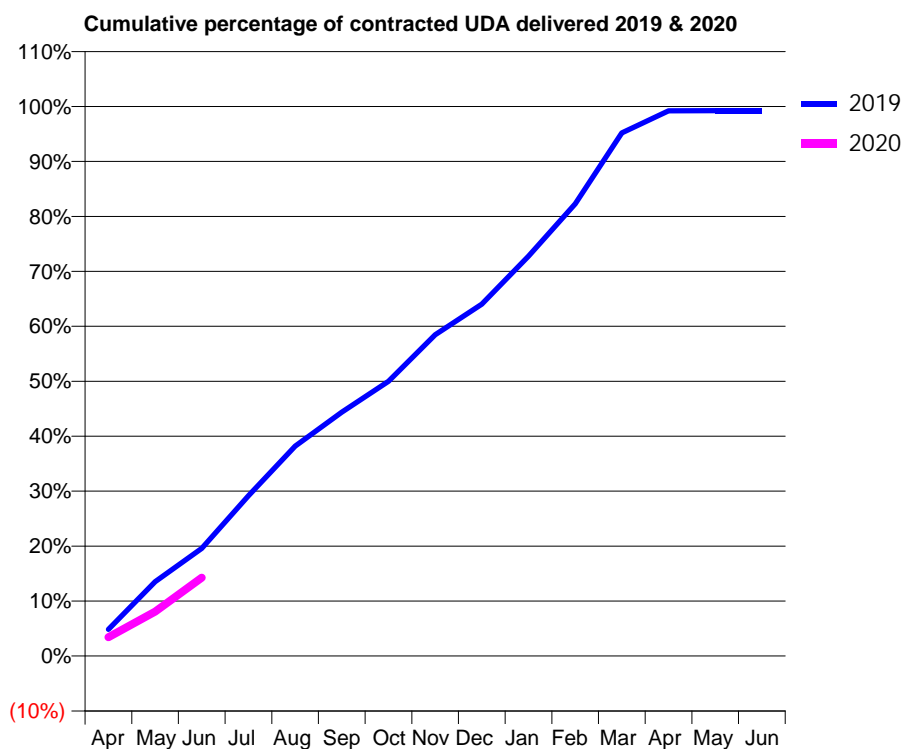
19/20 Contracted general activity (UDA)	5,010
Carry forward general activity (UDA)	0
19/20 Contracted orthodontic activity (UOA)	0
Carry forward orthodontic activity (UOA)	0
Baseline contract value	£131,944.52

ACCESS*

Patients seen in 24 months	Total	Change since previous quarter
Quarter ending June 2018	1,306	
Quarter ending September 2018	1,292	↓
Quarter ending December 2018	1,327	↑
Quarter ending March 2019	1,393	↑
Quarter ending June 2019	1,418	→
Variance since June 2018	8.6%	↑



ACTIVITY



Month	Adjusted Scheduled Activity (UDA)	
	2019	2020
April	244	172
May	677	405
June	981	714
July	1,462	
August	1,913	
September	2,223	
October	2,504	
November	2,929	
December	3,208	
January	3,645	
February	4,122	
March	4,769	
April	4,969	
May	4,972	
June	4,972	

QUALITY

	Quantity	Base Number	Contract	AT	Region	England
% of FP17s for the same patient ID Re-attending within 3 months - Children	17	119	14.3%	10.2%	11.9%	11.4%
% of FP17s for the same patient ID Re-attending within 3 months - Adults	51	217	23.5%	15.5%	17.2%	15.4%
% of FP17s for the same patient ID Re-attending between 3 & 9 months - Children	59	119	49.6%	50.1%	49.8%	59.8%
% of FP17s for the same patient ID Re-attending between 3 & 9 months - Adults	70	217	32.3%	39.4%	39.5%	52.1%
% of FP17s for Band 1 Urgent Courses	41	269	15.2%	10.5%	11.2%	9.2%
% of FP17s Relating to Free Repair or Replacements	2	269	0.7%	0.6%	0.5%	0.7%
% of FP17s Relating to Continuations	4	269	1.5%	0.8%	0.7%	0.8%
% of Patients satisfied with the dentistry they have received	0	0	N/A	91.0%	90.6%	93.4%
% of Patients satisfied with the time they had to wait for an appointment	0	0	N/A	87.1%	83.8%	87.6%

* This is based on patients treated on this contract for their most recent course of treatment. Figures in italics indicate the base number of FP17s or Patient Questionnaire responses are less than 100. N/A is shown where the base number of responses is less than 10 during the period. % is calculated as Quantity/Base number*100

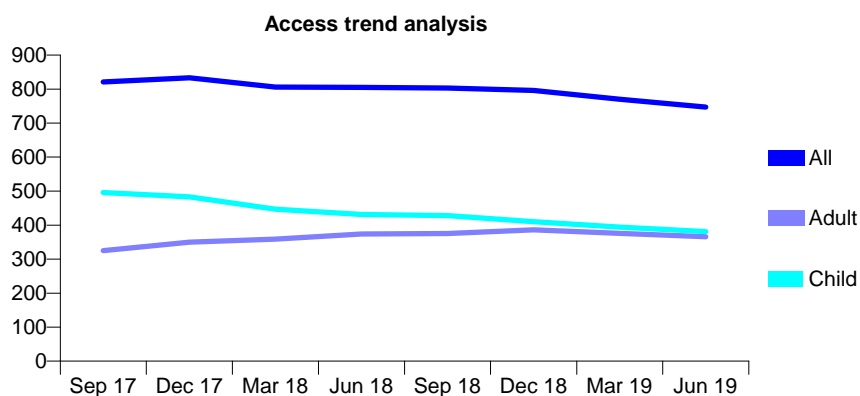
Q63 - Vital Signs At a Glance Contract Report for 144347/0001 - June 2019

Name or company name	Ivory
Contract type name	GDS Contract
Purpose of contract	General
Contract start date	01/06/2009
Contract end date	

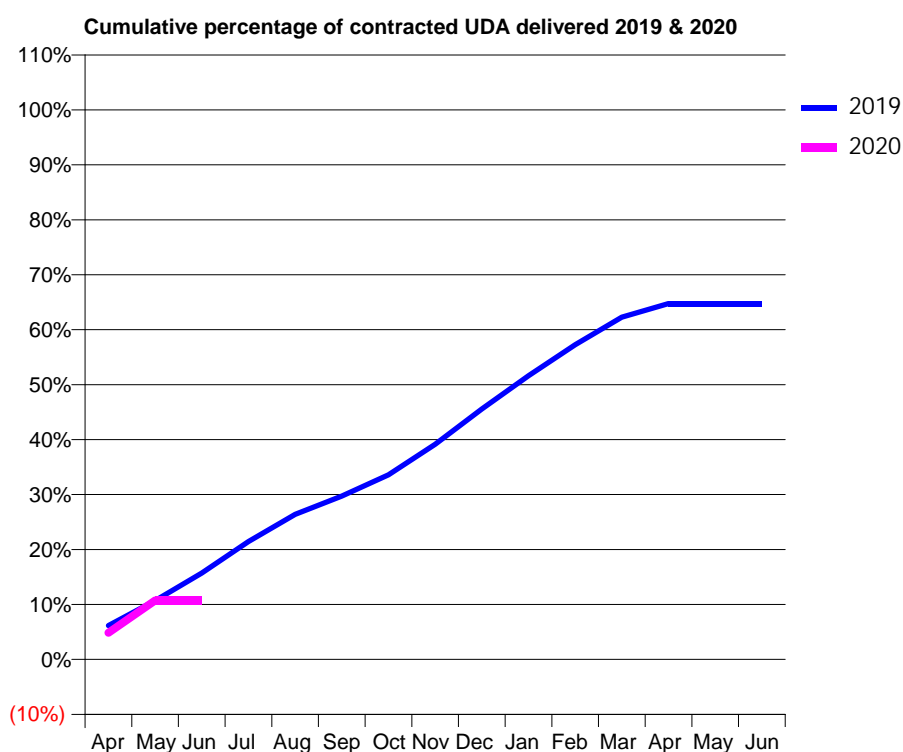
19/20 Contracted general activity (UDA)	3,269
Carry forward general activity (UDA)	0
19/20 Contracted orthodontic activity (UOA)	0
Carry forward orthodontic activity (UOA)	0
Baseline contract value	£80,908.14

ACCESS*

Patients seen in 24 months	Total	Change since previous quarter
Quarter ending June 2018	805	
Quarter ending September 2018	803	→
Quarter ending December 2018	796	→
Quarter ending March 2019	770	↓
Quarter ending June 2019	747	↓
Variance since June 2018	(7.2%)	↓



ACTIVITY



Month	2019	2020
April	201	158
May	350	351
June	514	351
July	701	
August	863	
September	972	
October	1,098	
November	1,280	
December	1,489	
January	1,687	
February	1,873	
March	2,036	
April	2,117	
May	2,117	
June	2,117	

QUALITY

	Quantity	Base Number	Contract	AT	Region	England
% of FP17s for the same patient ID Re-attending within 3 months - Children	13	144	9.0%	10.2%	11.9%	11.4%
% of FP17s for the same patient ID Re-attending within 3 months - Adults	13	115	11.3%	15.5%	17.2%	15.4%
% of FP17s for the same patient ID Re-attending between 3 & 9 months - Children	77	144	53.5%	50.1%	49.8%	59.8%
% of FP17s for the same patient ID Re-attending between 3 & 9 months - Adults	40	115	34.8%	39.4%	39.5%	52.1%
% of FP17s for Band 1 Urgent Courses	19	171	11.1%	10.5%	11.2%	9.2%
% of FP17s Relating to Free Repair or Replacements	0	171	0.0%	0.6%	0.5%	0.7%
% of FP17s Relating to Continuations	1	171	0.6%	0.8%	0.7%	0.8%
% of Patients satisfied with the dentistry they have received	0	0	N/A	91.0%	90.6%	93.4%
% of Patients satisfied with the time they had to wait for an appointment	0	0	N/A	87.1%	83.8%	87.6%

* This is based on patients treated on this contract for their most recent course of treatment. Figures in italics indicate the base number of FP17s or Patient Questionnaire responses are less than 100. N/A is shown where the base number of responses is less than 10 during the period. % is calculated as Quantity/Base number*100

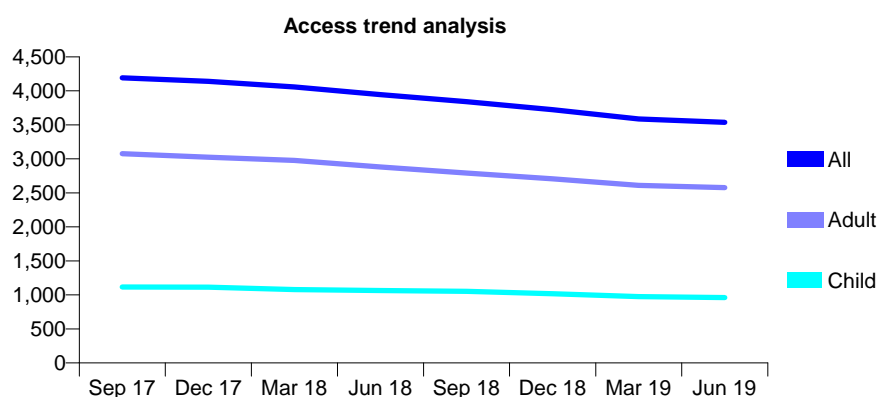
Q63 - Vital Signs At a Glance Contract Report for 146161/0001 - June 2019

Name or company name	a/s dental The Aesthetic Smile Studio
Contract type name	GDS Contract
Purpose of contract	General
Contract start date	01/04/2006
Contract end date	

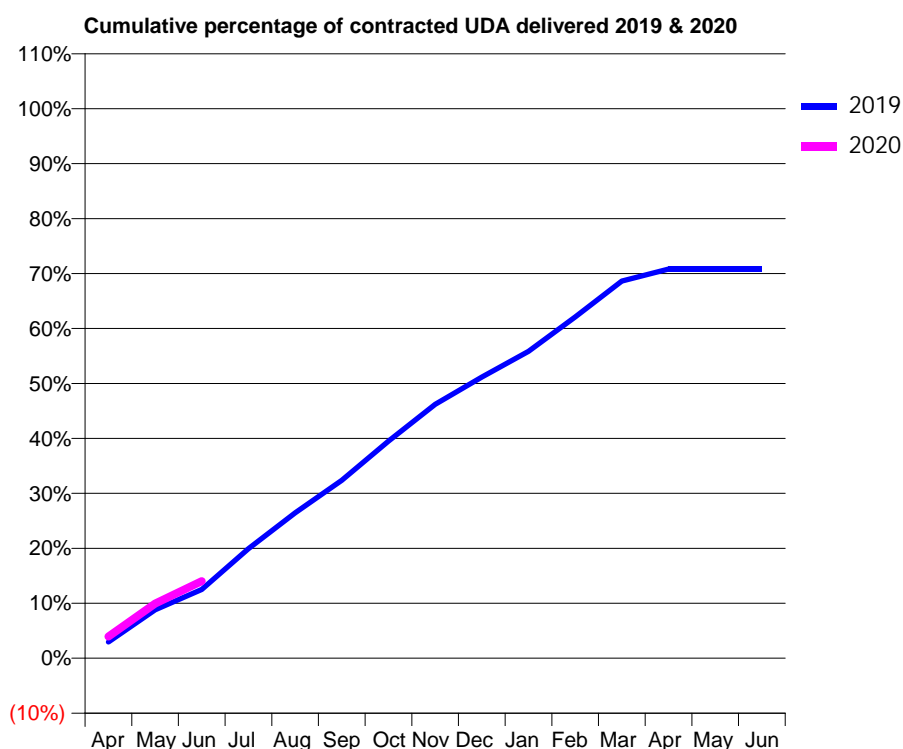
19/20 Contracted general activity (UDA)	11,777
Carry forward general activity (UDA)	0
19/20 Contracted orthodontic activity (UOA)	0
Carry forward orthodontic activity (UOA)	0
Baseline contract value	£286,300.09

ACCESS*

Patients seen in 24 months	Total	Change since previous quarter
Quarter ending June 2018	3,944	
Quarter ending September 2018	3,842	↓
Quarter ending December 2018	3,723	↓
Quarter ending March 2019	3,587	↓
Quarter ending June 2019	3,538	↓
Variance since June 2018	(10.3%)	↓



ACTIVITY



Month	2019	2020
April	349	463
May	1,038	1,171
June	1,472	1,650
July	2,349	
August	3,117	
September	3,814	
October	4,653	
November	5,439	
December	6,025	
January	6,579	
February	7,316	
March	8,081	
April	8,341	
May	8,341	
June	8,341	

QUALITY

	Quantity	Base Number	Contract	AT	Region	England
% of FP17s for the same patient ID Re-attending within 3 months - Children	10	242	4.1%	10.2%	11.9%	11.4%
% of FP17s for the same patient ID Re-attending within 3 months - Adults	36	607	5.9%	15.5%	17.2%	15.4%
% of FP17s for the same patient ID Re-attending between 3 & 9 months - Children	114	242	47.1%	50.1%	49.8%	59.8%
% of FP17s for the same patient ID Re-attending between 3 & 9 months - Adults	316	607	52.1%	39.4%	39.5%	52.1%
% of FP17s for Band 1 Urgent Courses	73	756	9.7%	10.5%	11.2%	9.2%
% of FP17s Relating to Free Repair or Replacements	0	756	0.0%	0.6%	0.5%	0.7%
% of FP17s Relating to Continuations	0	756	0.0%	0.8%	0.7%	0.8%
% of Patients satisfied with the dentistry they have received	1	1	N/A	91.0%	90.6%	93.4%
% of Patients satisfied with the time they had to wait for an appointment	1	1	N/A	87.1%	83.8%	87.6%

* This is based on patients treated on this contract for their most recent course of treatment.

Figures in italics indicate the base number of FP17s or Patient Questionnaire responses are less than 100. N/A is shown where the base number of responses is less than 10 during the period. % is calculated as Quantity/Base number*100

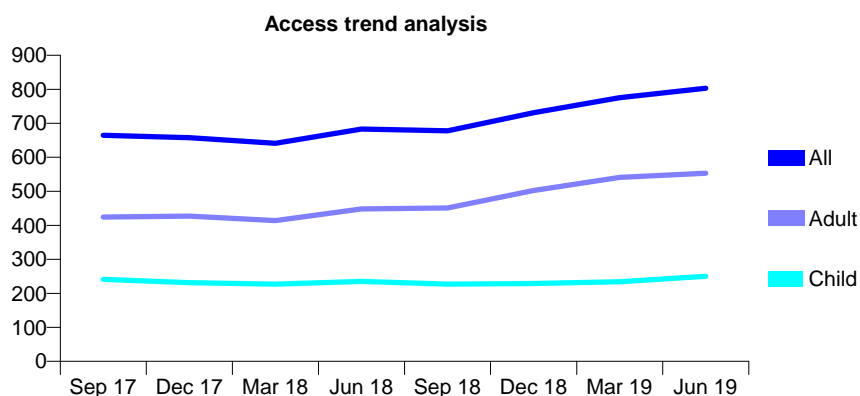
Q63 - Vital Signs At a Glance Contract Report for 146757/0001 - June 2019

Name or company name	Dental Matters
Contract type name	GDS Contract
Purpose of contract	General
Contract start date	01/11/2009
Contract end date	

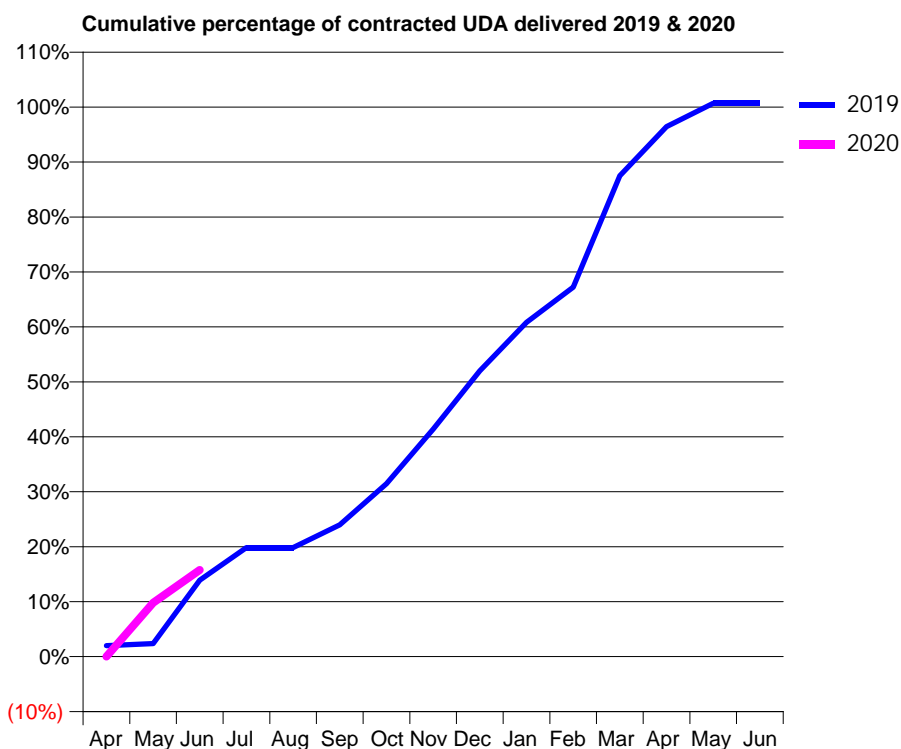
19/20 Contracted general activity (UDA)	3,000
Carry forward general activity (UDA)	0
19/20 Contracted orthodontic activity (UOA)	0
Carry forward orthodontic activity (UOA)	0
Baseline contract value	£99,092.93

ACCESS*

Patients seen in 24 months	Total	Change since previous quarter
Quarter ending June 2018	683	
Quarter ending September 2018	678	→
Quarter ending December 2018	731	↑
Quarter ending March 2019	775	↑
Quarter ending June 2019	803	↑
Variance since June 2018	17.6%	↑



ACTIVITY



Month	Adjusted Scheduled Activity (UDA)	
	2019	2020
April	60	0
May	72	294
June	417	474
July	595	
August	595	
September	720	
October	944	
November	1,242	
December	1,560	
January	1,824	
February	2,017	
March	2,625	
April	2,893	
May	3,021	
June	3,021	

QUALITY

	Quantity	Base Number	Contract	AT	Region	England
% of FP17s for the same patient ID Re-attending within 3 months - Children	4	79	5.1%	10.2%	11.9%	11.4%
% of FP17s for the same patient ID Re-attending within 3 months - Adults	17	125	13.6%	15.5%	17.2%	15.4%
% of FP17s for the same patient ID Re-attending between 3 & 9 months - Children	25	79	31.6%	50.1%	49.8%	59.8%
% of FP17s for the same patient ID Re-attending between 3 & 9 months - Adults	23	125	18.4%	39.4%	39.5%	52.1%
% of FP17s for Band 1 Urgent Courses	9	130	6.9%	10.5%	11.2%	9.2%
% of FP17s Relating to Free Repair or Replacements	0	130	0.0%	0.6%	0.5%	0.7%
% of FP17s Relating to Continuations	0	130	0.0%	0.8%	0.7%	0.8%
% of Patients satisfied with the dentistry they have received	0	0	N/A	91.0%	90.6%	93.4%
% of Patients satisfied with the time they had to wait for an appointment	0	0	N/A	87.1%	83.8%	87.6%

* This is based on patients treated on this contract for their most recent course of treatment. Figures in italics indicate the base number of FP17s or Patient Questionnaire responses are less than 100. N/A is shown where the base number of responses is less than 10 during the period. % is calculated as Quantity/Base number*100

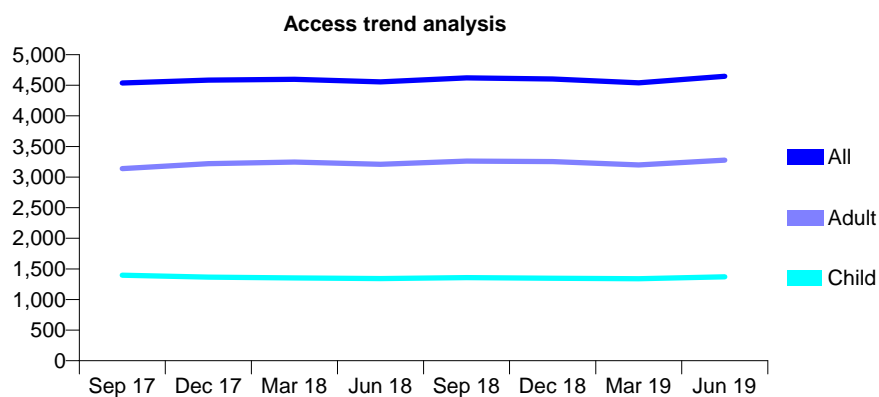
Q63 - Vital Signs At a Glance Contract Report for 147060/0001 - June 2019

Name or company name	Gentle Dental Care Partnership
Contract type name	GDS Contract
Purpose of contract	General and Orthodontic
Contract start date	01/04/2006
Contract end date	

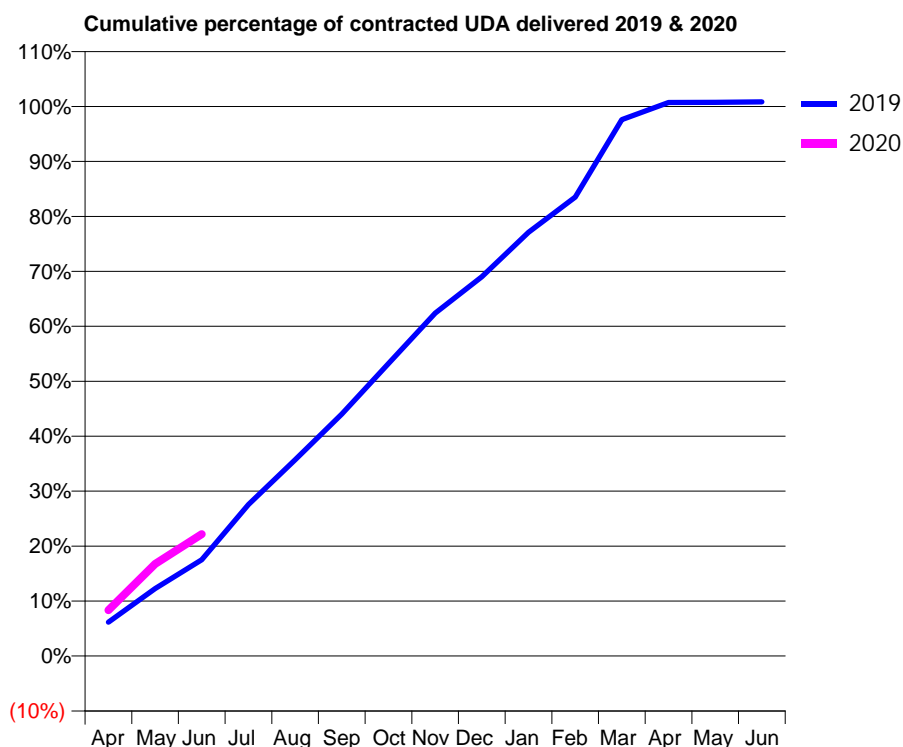
19/20 Contracted general activity (UDA)	10,277
Carry forward general activity (UDA)	0
19/20 Contracted orthodontic activity (UOA)	296
Carry forward orthodontic activity (UOA)	0
Baseline contract value	£318,029.19

ACCESS*

Patients seen in 24 months	Total	Change since previous quarter
Quarter ending June 2018	4,554	
Quarter ending September 2018	4,619	→
Quarter ending December 2018	4,602	→
Quarter ending March 2019	4,539	↓
Quarter ending June 2019	4,649	↑
Variance since June 2018	2.1%	↑



ACTIVITY



Month	Adjusted Scheduled Activity (UDA)	
	2019	2020
April	634	856
May	1,261	1,721
June	1,801	2,279
July	2,836	
August	3,672	
September	4,525	
October	5,471	
November	6,414	
December	7,093	
January	7,924	
February	8,584	
March	10,031	
April	10,352	
May	10,355	
June	10,364	

QUALITY

	Quantity	Base Number	Contract	AT	Region	England
% of FP17s for the same patient ID Re-attending within 3 months - Children	23	384	6.0%	10.2%	11.9%	11.4%
% of FP17s for the same patient ID Re-attending within 3 months - Adults	63	684	9.2%	15.5%	17.2%	15.4%
% of FP17s for the same patient ID Re-attending between 3 & 9 months - Children	126	384	32.8%	50.1%	49.8%	59.8%
% of FP17s for the same patient ID Re-attending between 3 & 9 months - Adults	196	684	28.7%	39.4%	39.5%	52.1%
% of FP17s for Band 1 Urgent Courses	51	935	5.5%	10.5%	11.2%	9.2%
% of FP17s Relating to Free Repair or Replacements	2	935	0.2%	0.6%	0.5%	0.7%
% of FP17s Relating to Continuations	27	935	2.9%	0.8%	0.7%	0.8%
% of Patients satisfied with the dentistry they have received	2	2	N/A	91.0%	90.6%	93.4%
% of Patients satisfied with the time they had to wait for an appointment	1	2	N/A	87.1%	83.8%	87.6%

* This is based on patients treated on this contract for their most recent course of treatment. Figures in italics indicate the base number of FP17s or Patient Questionnaire responses are less than 100. N/A is shown where the base number of responses is less than 10 during the period. % is calculated as Quantity/Base number*100

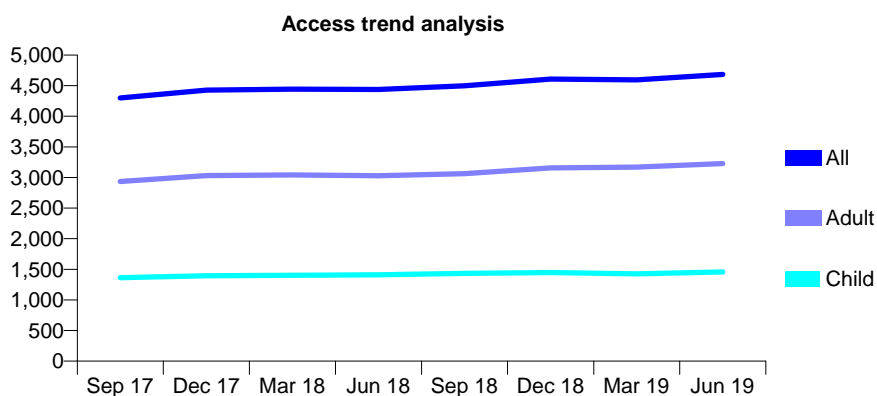
Q63 - Vital Signs At a Glance Contract Report for 147494/0001 - June 2019

Name or company name	Augustus Road Dental Practice
Contract type name	GDS Contract
Purpose of contract	General
Contract start date	06/11/2007
Contract end date	

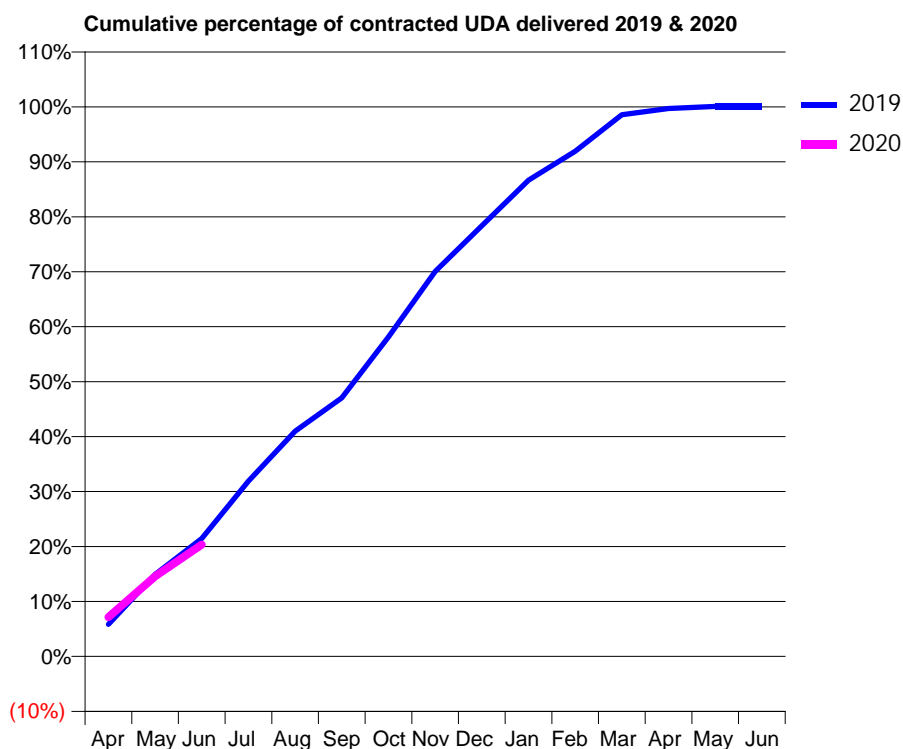
19/20 Contracted general activity (UDA)	11,356
Carry forward general activity (UDA)	0
19/20 Contracted orthodontic activity (UOA)	0
Carry forward orthodontic activity (UOA)	0
Baseline contract value	£393,558.89

ACCESS*

Patients seen in 24 months	Total	Change since previous quarter
Quarter ending June 2018	4,440	
Quarter ending September 2018	4,498	→
Quarter ending December 2018	4,607	↑
Quarter ending March 2019	4,596	→
Quarter ending June 2019	4,684	→
Variance since June 2018	5.5%	↑



ACTIVITY



Month	Adjusted Scheduled Activity (UDA)	
	2019	2020
April	661	812
May	1,696	1,654
June	2,438	2,311
July	3,621	
August	4,655	
September	5,341	
October	6,602	
November	7,955	
December	8,896	
January	9,840	
February	10,438	
March	11,192	
April	11,321	
May	11,366	
June	11,366	

QUALITY

	Quantity	Base Number	Contract	AT	Region	England
% of FP17s for the same patient ID Re-attending within 3 months - Children	32	501	6.4%	10.2%	11.9%	11.4%
% of FP17s for the same patient ID Re-attending within 3 months - Adults	59	761	7.8%	15.5%	17.2%	15.4%
% of FP17s for the same patient ID Re-attending between 3 & 9 months - Children	275	501	54.9%	50.1%	49.8%	59.8%
% of FP17s for the same patient ID Re-attending between 3 & 9 months - Adults	318	761	41.8%	39.4%	39.5%	52.1%
% of FP17s for Band 1 Urgent Courses	88	1,176	7.5%	10.5%	11.2%	9.2%
% of FP17s Relating to Free Repair or Replacements	2	1,176	0.2%	0.6%	0.5%	0.7%
% of FP17s Relating to Continuations	0	1,176	0.0%	0.8%	0.7%	0.8%
% of Patients satisfied with the dentistry they have received	2	2	N/A	91.0%	90.6%	93.4%
% of Patients satisfied with the time they had to wait for an appointment	2	2	N/A	87.1%	83.8%	87.6%

* This is based on patients treated on this contract for their most recent course of treatment. Figures in italics indicate the base number of FP17s or Patient Questionnaire responses are less than 100. N/A is shown where the base number of responses is less than 10 during the period. % is calculated as Quantity/Base number*100

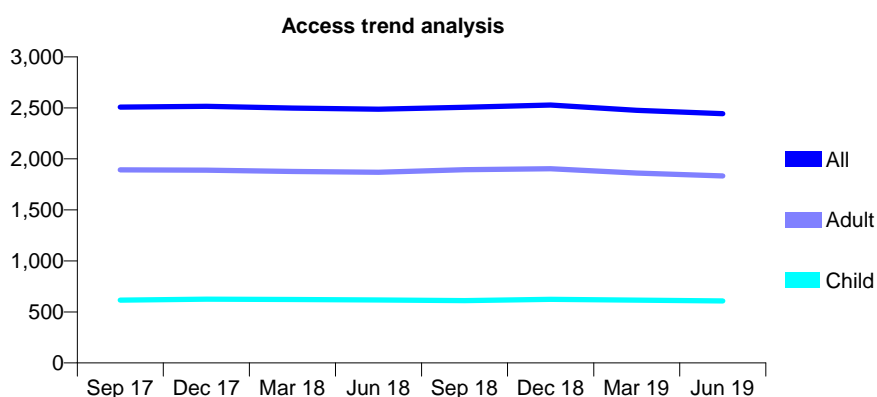
Q63 - Vital Signs At a Glance Contract Report for 149381/0001 - June 2019

Name or company name	Leong & Motlagh
Contract type name	GDS Contract
Purpose of contract	General
Contract start date	28/03/2013
Contract end date	

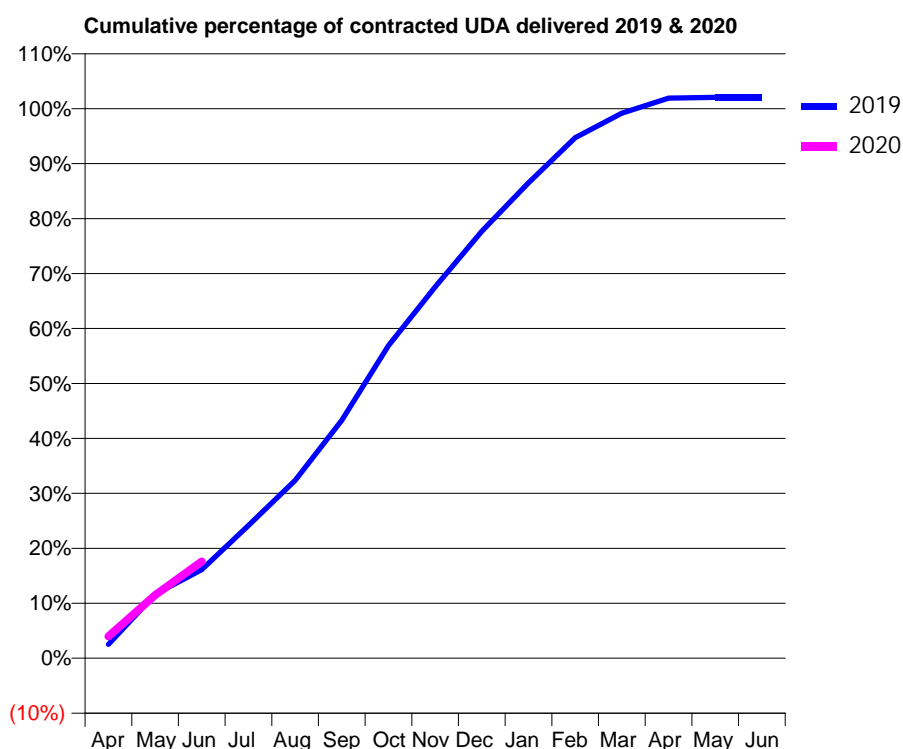
19/20 Contracted general activity (UDA)	7,581
Carry forward general activity (UDA)	0
19/20 Contracted orthodontic activity (UOA)	0
Carry forward orthodontic activity (UOA)	0
Baseline contract value	£233,280.92

ACCESS*

Patients seen in 24 months	Total	Change since previous quarter
Quarter ending June 2018	2,487	
Quarter ending September 2018	2,505	→
Quarter ending December 2018	2,528	→
Quarter ending March 2019	2,477	↓
Quarter ending June 2019	2,442	↓
Variance since June 2018	(1.8%)	↓



ACTIVITY



Month	Adjusted Scheduled Activity (UDA)	
	2019	2020
April	192	301
May	883	871
June	1,223	1,334
July	1,832	
August	2,453	
September	3,282	
October	4,314	
November	5,122	
December	5,890	
January	6,557	
February	7,181	
March	7,517	
April	7,725	
May	7,737	
June	7,737	

QUALITY

	Quantity	Base Number	Contract	AT	Region	England
% of FP17s for the same patient ID Re-attending within 3 months - Children	3	152	2.0%	10.2%	11.9%	11.4%
% of FP17s for the same patient ID Re-attending within 3 months - Adults	61	552	11.1%	15.5%	17.2%	15.4%
% of FP17s for the same patient ID Re-attending between 3 & 9 months - Children	71	152	46.7%	50.1%	49.8%	59.8%
% of FP17s for the same patient ID Re-attending between 3 & 9 months - Adults	272	552	49.3%	39.4%	39.5%	52.1%
% of FP17s for Band 1 Urgent Courses	65	568	11.4%	10.5%	11.2%	9.2%
% of FP17s Relating to Free Repair or Replacements	5	568	0.9%	0.6%	0.5%	0.7%
% of FP17s Relating to Continuations	5	568	0.9%	0.8%	0.7%	0.8%
% of Patients satisfied with the dentistry they have received	1	1	N/A	91.0%	90.6%	93.4%
% of Patients satisfied with the time they had to wait for an appointment	1	1	N/A	87.1%	83.8%	87.6%

* This is based on patients treated on this contract for their most recent course of treatment.

Figures in italics indicate the base number of FP17s or Patient Questionnaire responses are less than 100. N/A is shown where the base number of responses is less than 10 during the period. % is calculated as Quantity/Base number*100

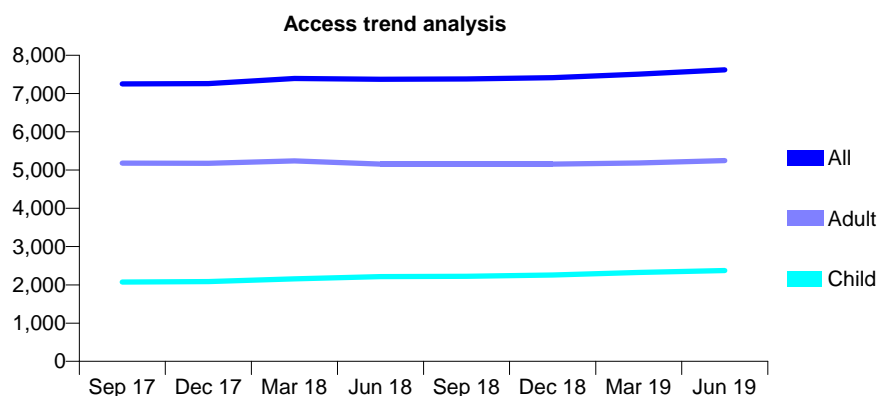
Q63 - Vital Signs At a Glance Contract Report for 149659/0001 - June 2019

Name or company name	Beckenham Dental Clinic
Contract type name	GDS Contract
Purpose of contract	General
Contract start date	01/06/2014
Contract end date	

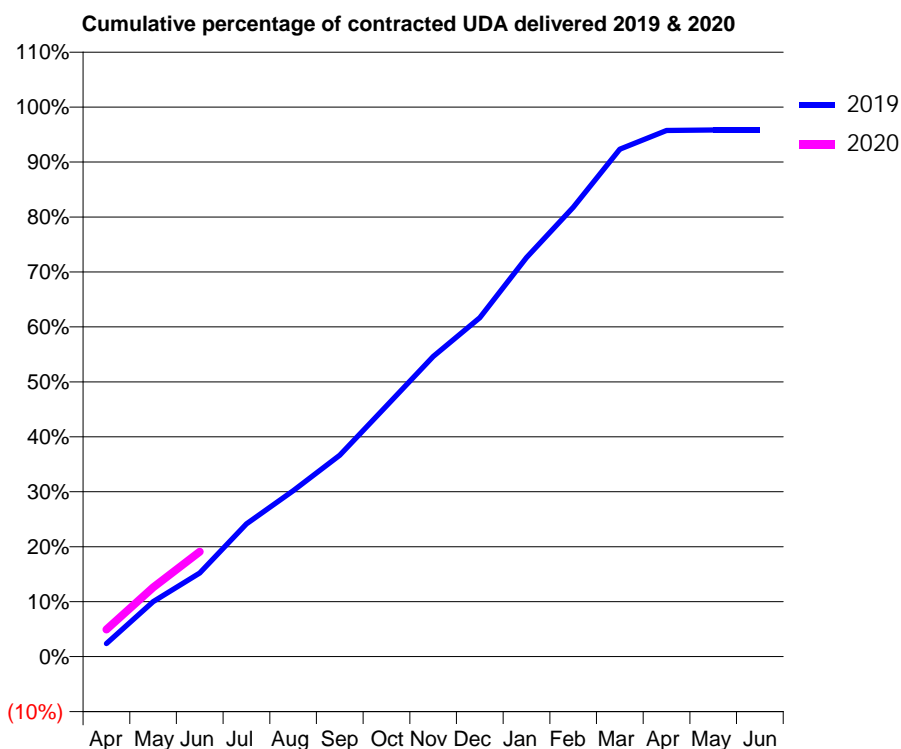
19/20 Contracted general activity (UDA)	14,000
Carry forward general activity (UDA)	0
19/20 Contracted orthodontic activity (UOA)	0
Carry forward orthodontic activity (UOA)	0
Baseline contract value	£326,387.51

ACCESS*

Patients seen in 24 months	Total	Change since previous quarter
Quarter ending June 2018	7,373	
Quarter ending September 2018	7,380	→
Quarter ending December 2018	7,414	→
Quarter ending March 2019	7,508	→
Quarter ending June 2019	7,620	→
Variance since June 2018	3.4%	↑



ACTIVITY



Month	Adjusted Scheduled Activity (UDA)	
	2019	2020
April	333	693
May	1,402	1,764
June	2,133	2,672
July	3,381	
August	4,223	
September	5,132	
October	6,388	
November	7,644	
December	8,635	
January	10,168	
February	11,448	
March	12,924	
April	13,406	
May	13,415	
June	13,415	

QUALITY

	Quantity	Base Number	Contract	AT	Region	England
% of FP17s for the same patient ID Re-attending within 3 months - Children	39	768	5.1%	10.2%	11.9%	11.4%
% of FP17s for the same patient ID Re-attending within 3 months - Adults	198	1,420	13.9%	15.5%	17.2%	15.4%
% of FP17s for the same patient ID Re-attending between 3 & 9 months - Children	377	768	49.1%	50.1%	49.8%	59.8%
% of FP17s for the same patient ID Re-attending between 3 & 9 months - Adults	538	1,420	37.9%	39.4%	39.5%	52.1%
% of FP17s for Band 1 Urgent Courses	102	1,389	7.3%	10.5%	11.2%	9.2%
% of FP17s Relating to Free Repair or Replacements	13	1,389	0.9%	0.6%	0.5%	0.7%
% of FP17s Relating to Continuations	6	1,389	0.4%	0.8%	0.7%	0.8%
% of Patients satisfied with the dentistry they have received	6	6	N/A	91.0%	90.6%	93.4%
% of Patients satisfied with the time they had to wait for an appointment	6	6	N/A	87.1%	83.8%	87.6%

* This is based on patients treated on this contract for their most recent course of treatment. Figures in italics indicate the base number of FP17s or Patient Questionnaire responses are less than 100. N/A is shown where the base number of responses is less than 10 during the period. % is calculated as Quantity/Base number*100

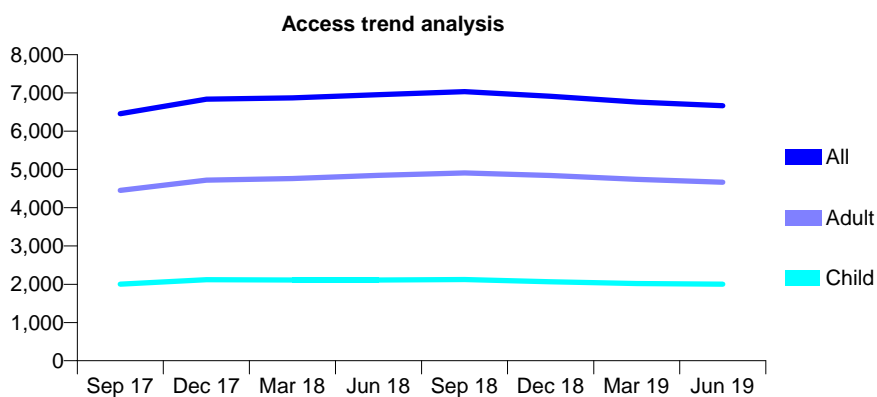
Q63 - Vital Signs At a Glance Contract Report for 151335/0001 - June 2019

Name or company name	Peckham Dental Care
Contract type name	GDS Contract
Purpose of contract	General
Contract start date	01/04/2008
Contract end date	

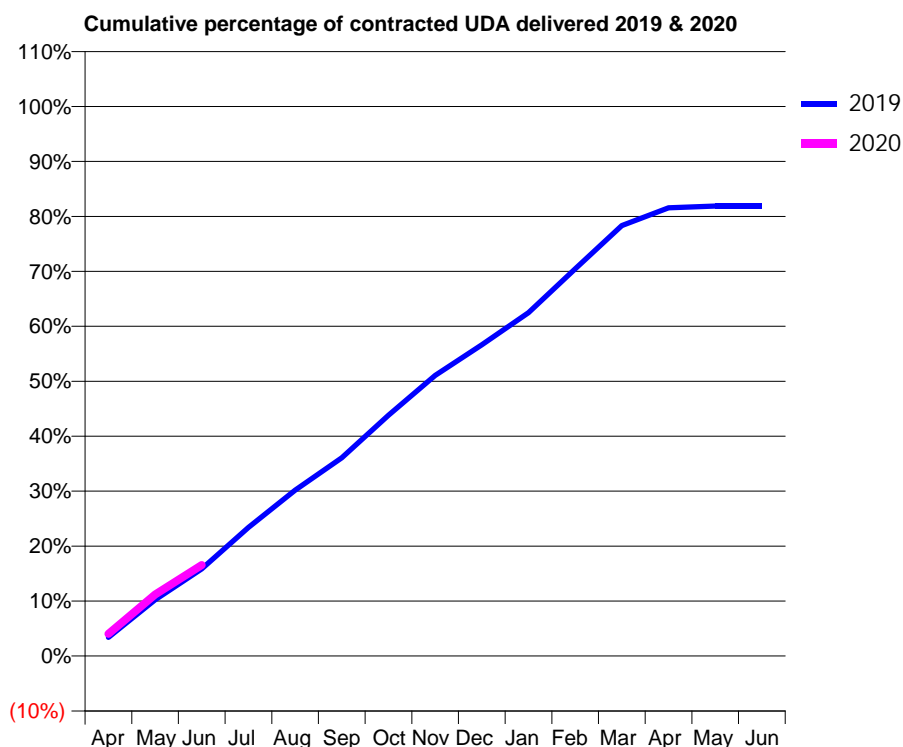
19/20 Contracted general activity (UDA)	24,000
Carry forward general activity (UDA)	0
19/20 Contracted orthodontic activity (UOA)	0
Carry forward orthodontic activity (UOA)	0
Baseline contract value	£595,960.28

ACCESS*

Patients seen in 24 months	Total	Change since previous quarter
Quarter ending June 2018	6,957	
Quarter ending September 2018	7,034	→
Quarter ending December 2018	6,910	↓
Quarter ending March 2019	6,761	↓
Quarter ending June 2019	6,667	↓
Variance since June 2018	(4.2%)	↓



ACTIVITY



Month	Adjusted Scheduled Activity (UDA)	
	2019	2020
April	817	971
May	2,462	2,690
June	3,809	3,973
July	5,620	
August	7,250	
September	8,659	
October	10,513	
November	12,255	
December	13,589	
January	14,994	
February	16,909	
March	18,797	
April	19,575	
May	19,654	
June	19,656	

QUALITY

	Quantity	Base Number	Contract	AT	Region	England
% of FP17s for the same patient ID Re-attending within 3 months - Children	18	466	3.9%	10.2%	11.9%	11.4%
% of FP17s for the same patient ID Re-attending within 3 months - Adults	127	982	12.9%	15.5%	17.2%	15.4%
% of FP17s for the same patient ID Re-attending between 3 & 9 months - Children	180	466	38.6%	50.1%	49.8%	59.8%
% of FP17s for the same patient ID Re-attending between 3 & 9 months - Adults	273	982	27.8%	39.4%	39.5%	52.1%
% of FP17s for Band 1 Urgent Courses	104	1,206	8.6%	10.5%	11.2%	9.2%
% of FP17s Relating to Free Repair or Replacements	4	1,206	0.3%	0.6%	0.5%	0.7%
% of FP17s Relating to Continuations	10	1,206	0.8%	0.8%	0.7%	0.8%
% of Patients satisfied with the dentistry they have received	1	1	N/A	91.0%	90.6%	93.4%
% of Patients satisfied with the time they had to wait for an appointment	1	1	N/A	87.1%	83.8%	87.6%

* This is based on patients treated on this contract for their most recent course of treatment. Figures in italics indicate the base number of FP17s or Patient Questionnaire responses are less than 100. N/A is shown where the base number of responses is less than 10 during the period. % is calculated as Quantity/Base number*100

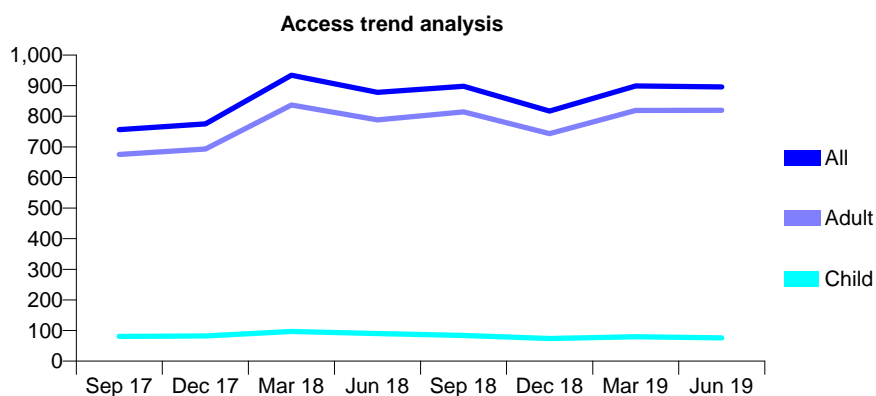
Q63 - Vital Signs At a Glance Contract Report for 152722/0001 - June 2019

Name or company name	Greenwich & Bexley Emergency Dental Ser
Contract type name	PDS Contract
Purpose of contract	General
Contract start date	01/04/2011
Contract end date	31/03/2021

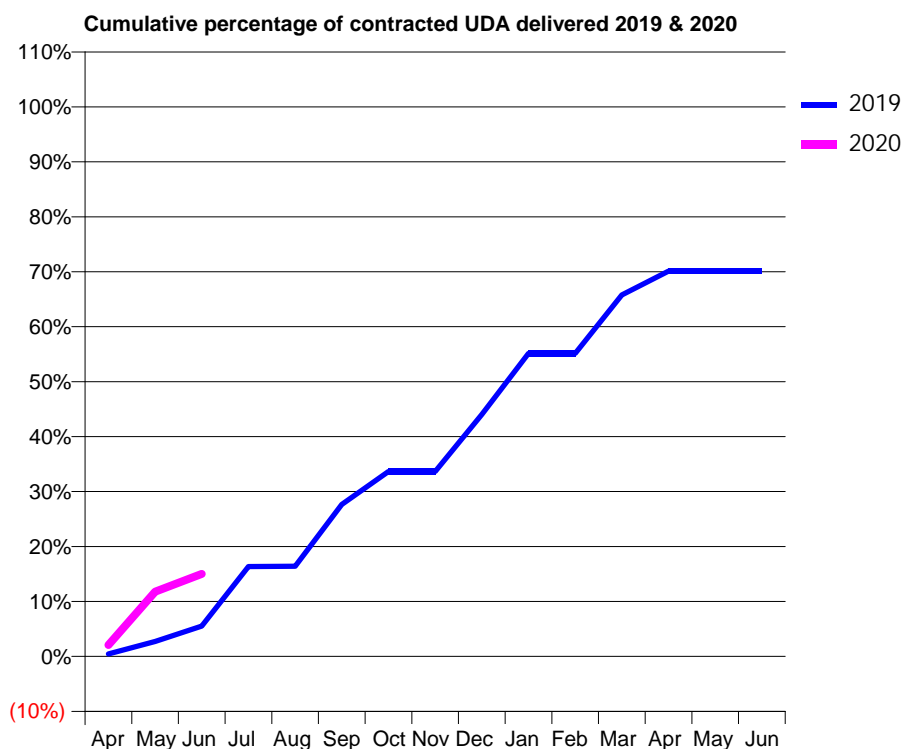
19/20 Contracted general activity (UDA)	1,994
Carry forward general activity (UDA)	0
19/20 Contracted orthodontic activity (UOA)	0
Carry forward orthodontic activity (UOA)	0
Baseline contract value	£114,621.83

ACCESS*

Patients seen in 24 months	Total	Change since previous quarter
Quarter ending June 2018	878	
Quarter ending September 2018	898	↑
Quarter ending December 2018	817	↓
Quarter ending March 2019	899	↑
Quarter ending June 2019	896	→
Variance since June 2018	2.1%	↑



ACTIVITY



Month	2019	2020
April	9	41
May	54	235
June	110	299
July	326	
August	327	
September	552	
October	671	
November	671	
December	878	
January	1,100	
February	1,100	
March	1,311	
April	1,398	
May	1,398	
June	1,398	

QUALITY

	Quantity	Base Number	Contract	AT	Region	England
% of FP17s for the same patient ID Re-attending within 3 months - Children	0	33	0.0%	10.2%	11.9%	11.4%
% of FP17s for the same patient ID Re-attending within 3 months - Adults	3	306	1.0%	15.5%	17.2%	15.4%
% of FP17s for the same patient ID Re-attending between 3 & 9 months - Children	0	33	0.0%	50.1%	49.8%	59.8%
% of FP17s for the same patient ID Re-attending between 3 & 9 months - Adults	0	306	0.0%	39.4%	39.5%	52.1%
% of FP17s for Band 1 Urgent Courses	202	262	77.1%	10.5%	11.2%	9.2%
% of FP17s Relating to Free Repair or Replacements	0	262	0.0%	0.6%	0.5%	0.7%
% of FP17s Relating to Continuations	0	262	0.0%	0.8%	0.7%	0.8%
% of Patients satisfied with the dentistry they have received	1	1	N/A	91.0%	90.6%	93.4%
% of Patients satisfied with the time they had to wait for an appointment	1	1	N/A	87.1%	83.8%	87.6%

* This is based on patients treated on this contract for their most recent course of treatment. Figures in italics indicate the base number of FP17s or Patient Questionnaire responses are less than 100. N/A is shown where the base number of responses is less than 10 during the period. % is calculated as Quantity/Base number*100

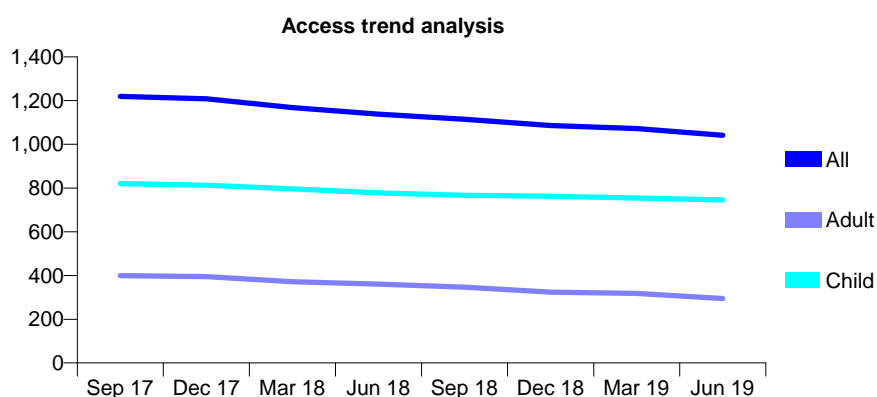
Q63 - Vital Signs At a Glance Contract Report for 152749/0001 - June 2019

Name or company name	Miss B Huggins & Mr T Hind
Contract type name	GDS Contract
Purpose of contract	General
Contract start date	01/11/2012
Contract end date	

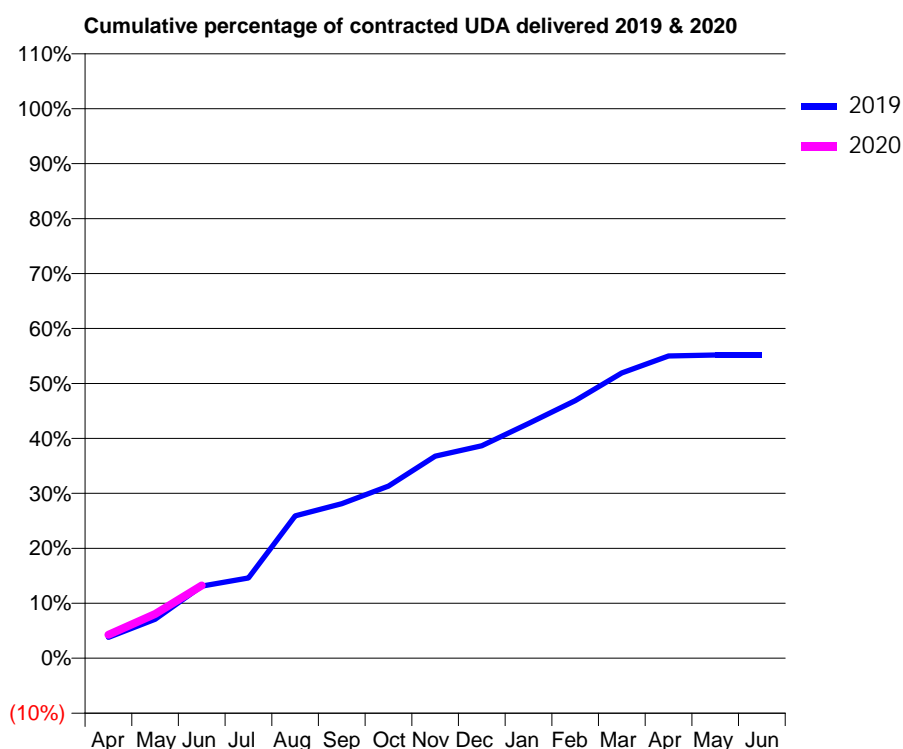
19/20 Contracted general activity (UDA)	2,500
Carry forward general activity (UDA)	0
19/20 Contracted orthodontic activity (UOA)	0
Carry forward orthodontic activity (UOA)	0
Baseline contract value	£69,626.50

ACCESS*

Patients seen in 24 months	Total	Change since previous quarter
Quarter ending June 2018	1,138	
Quarter ending September 2018	1,114	↓
Quarter ending December 2018	1,086	↓
Quarter ending March 2019	1,072	↓
Quarter ending June 2019	1,041	↓
Variance since June 2018	(8.5%)	↓



ACTIVITY



Month	2019	2020
April	133	106
May	249	201
June	459	331
July	512	
August	907	
September	984	
October	1,096	
November	1,287	
December	1,354	
January	1,494	
February	1,641	
March	1,817	
April	1,925	
May	1,931	
June	1,931	

QUALITY

	Quantity	Base Number	Contract	AT	Region	England
% of FP17s for the same patient ID Re-attending within 3 months - Children	25	235	10.6%	10.2%	11.9%	11.4%
% of FP17s for the same patient ID Re-attending within 3 months - Adults	13	52	25.0%	15.5%	17.2%	15.4%
% of FP17s for the same patient ID Re-attending between 3 & 9 months - Children	103	235	43.8%	50.1%	49.8%	59.8%
% of FP17s for the same patient ID Re-attending between 3 & 9 months - Adults	19	52	36.5%	39.4%	39.5%	52.1%
% of FP17s for Band 1 Urgent Courses	26	234	11.1%	10.5%	11.2%	9.2%
% of FP17s Relating to Free Repair or Replacements	0	234	0.0%	0.6%	0.5%	0.7%
% of FP17s Relating to Continuations	3	234	1.3%	0.8%	0.7%	0.8%
% of Patients satisfied with the dentistry they have received	1	1	N/A	91.0%	90.6%	93.4%
% of Patients satisfied with the time they had to wait for an appointment	1	1	N/A	87.1%	83.8%	87.6%

* This is based on patients treated on this contract for their most recent course of treatment.

Figures in italics indicate the base number of FP17s or Patient Questionnaire responses are less than 100. N/A is shown where the base number of responses is less than 10 during the period. % is calculated as Quantity/Base number*100

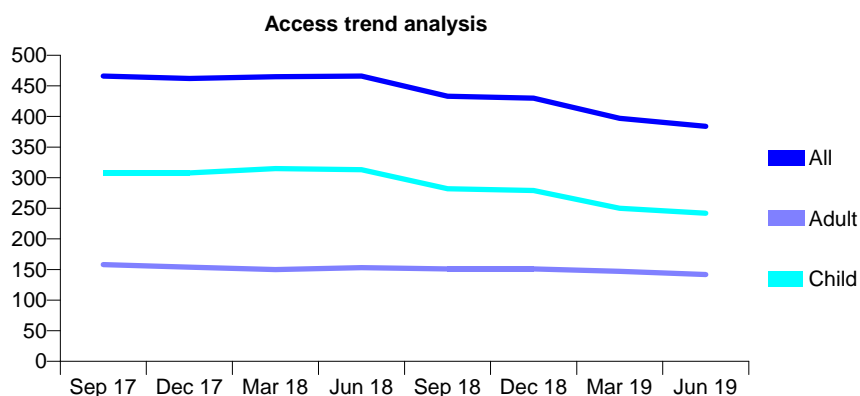
Q63 - Vital Signs At a Glance Contract Report for 154717/0001 - June 2019

Name or company name	Welling Corner Dental Practice Ltd
Contract type name	GDS Contract
Purpose of contract	General
Contract start date	01/11/2012
Contract end date	

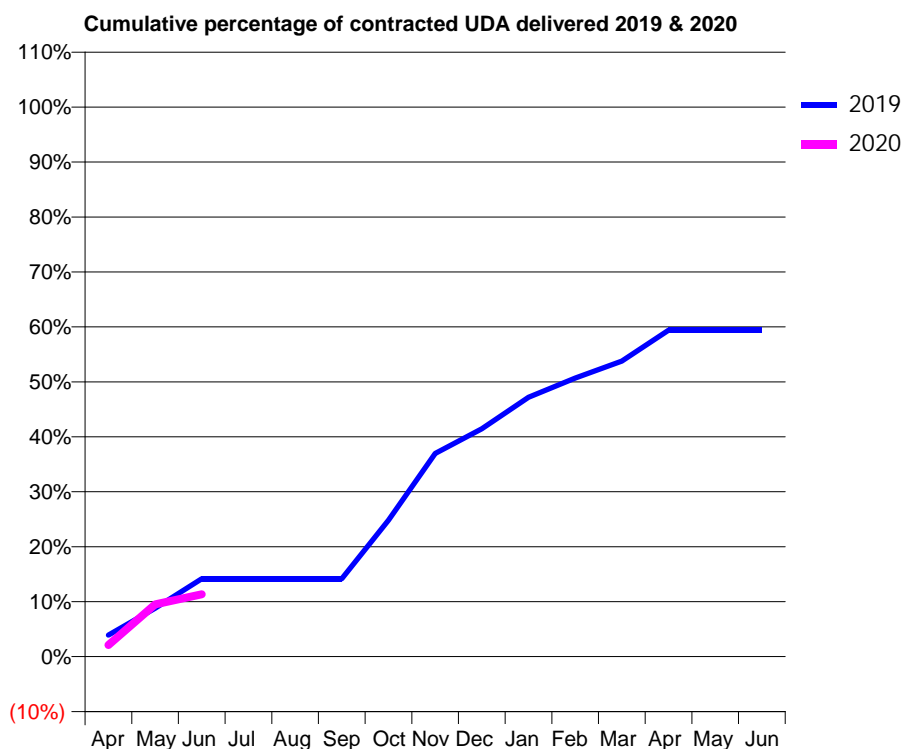
19/20 Contracted general activity (UDA)	1,922
Carry forward general activity (UDA)	0
19/20 Contracted orthodontic activity (UOA)	0
Carry forward orthodontic activity (UOA)	0
Baseline contract value	£50,247.99

ACCESS*

Patients seen in 24 months	Total	Change since previous quarter
Quarter ending June 2018	466	
Quarter ending September 2018	433	↓
Quarter ending December 2018	430	→
Quarter ending March 2019	397	↓
Quarter ending June 2019	384	↓
Variance since June 2018	(17.6%)	↓



ACTIVITY



Month	Adjusted Scheduled Activity (UDA)	
	2019	2020
April	75	41
May	169	183
June	273	218
July	273	
August	273	
September	273	
October	477	
November	711	
December	797	
January	907	
February	974	
March	1,033	
April	1,142	
May	1,142	
June	1,142	

QUALITY

	Quantity	Base Number	Contract	AT	Region	England
% of FP17s for the same patient ID Re-attending within 3 months - Children	5	71	7.0%	10.2%	11.9%	11.4%
% of FP17s for the same patient ID Re-attending within 3 months - Adults	10	34	29.4%	15.5%	17.2%	15.4%
% of FP17s for the same patient ID Re-attending between 3 & 9 months - Children	38	71	53.5%	50.1%	49.8%	59.8%
% of FP17s for the same patient ID Re-attending between 3 & 9 months - Adults	15	34	44.1%	39.4%	39.5%	52.1%
% of FP17s for Band 1 Urgent Courses	5	81	6.2%	10.5%	11.2%	9.2%
% of FP17s Relating to Free Repair or Replacements	0	81	0.0%	0.6%	0.5%	0.7%
% of FP17s Relating to Continuations	6	81	7.4%	0.8%	0.7%	0.8%
% of Patients satisfied with the dentistry they have received	0	0	N/A	91.0%	90.6%	93.4%
% of Patients satisfied with the time they had to wait for an appointment	0	0	N/A	87.1%	83.8%	87.6%

* This is based on patients treated on this contract for their most recent course of treatment. Figures in italics indicate the base number of FP17s or Patient Questionnaire responses are less than 100. N/A is shown where the base number of responses is less than 10 during the period. % is calculated as Quantity/Base number*100

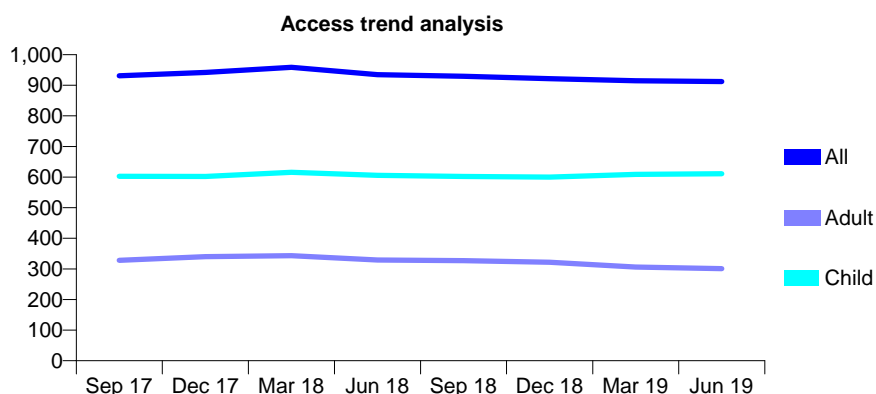
Q63 - Vital Signs At a Glance Contract Report for 154725/0001 - June 2019

Name or company name	Purav Patel
Contract type name	GDS Contract
Purpose of contract	General
Contract start date	01/12/2015
Contract end date	

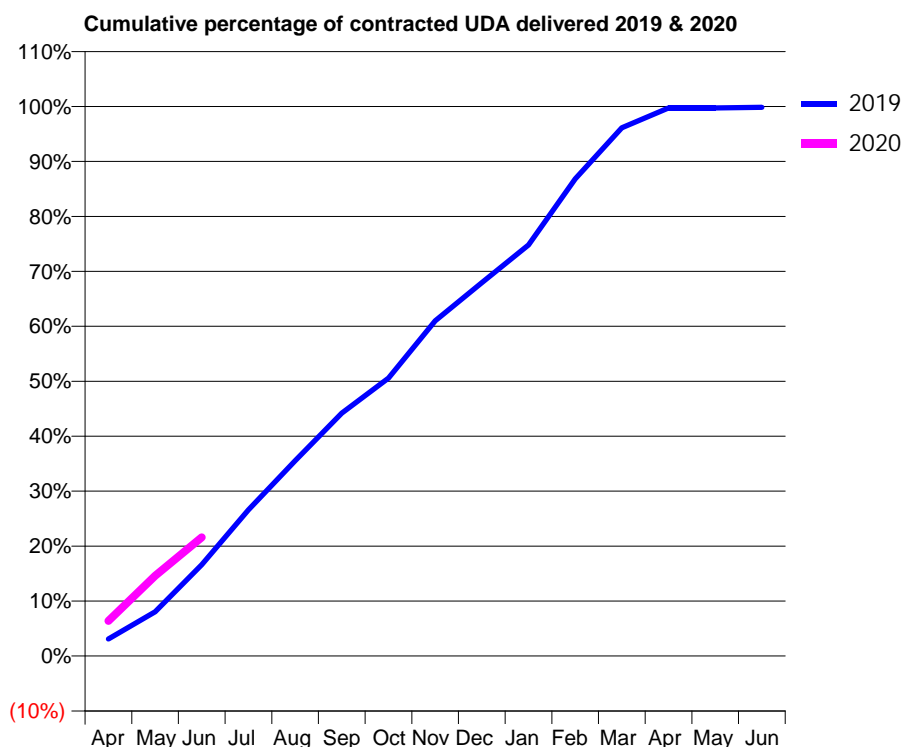
19/20 Contracted general activity (UDA)	3,250
Carry forward general activity (UDA)	0
19/20 Contracted orthodontic activity (UOA)	0
Carry forward orthodontic activity (UOA)	0
Baseline contract value	£89,166.22

ACCESS*

Patients seen in 24 months	Total	Change since previous quarter
Quarter ending June 2018	935	
Quarter ending September 2018	929	→
Quarter ending December 2018	922	→
Quarter ending March 2019	915	→
Quarter ending June 2019	912	→
Variance since June 2018	(2.5%)	↓



ACTIVITY



Month	Adjusted Scheduled Activity (UDA)	
	2019	2020
April	100	208
May	262	475
June	540	702
July	864	
August	1,155	
September	1,436	
October	1,643	
November	1,982	
December	2,208	
January	2,431	
February	2,822	
March	3,124	
April	3,241	
May	3,241	
June	3,245	

QUALITY

	Quantity	Base Number	Contract	AT	Region	England
% of FP17s for the same patient ID Re-attending within 3 months - Children	14	188	7.4%	10.2%	11.9%	11.4%
% of FP17s for the same patient ID Re-attending within 3 months - Adults	13	62	21.0%	15.5%	17.2%	15.4%
% of FP17s for the same patient ID Re-attending between 3 & 9 months - Children	91	188	48.4%	50.1%	49.8%	59.8%
% of FP17s for the same patient ID Re-attending between 3 & 9 months - Adults	25	62	40.3%	39.4%	39.5%	52.1%
% of FP17s for Band 1 Urgent Courses	10	221	4.5%	10.5%	11.2%	9.2%
% of FP17s Relating to Free Repair or Replacements	1	221	0.5%	0.6%	0.5%	0.7%
% of FP17s Relating to Continuations	0	221	0.0%	0.8%	0.7%	0.8%
% of Patients satisfied with the dentistry they have received	0	0	N/A	91.0%	90.6%	93.4%
% of Patients satisfied with the time they had to wait for an appointment	0	0	N/A	87.1%	83.8%	87.6%

* This is based on patients treated on this contract for their most recent course of treatment. Figures in italics indicate the base number of FP17s or Patient Questionnaire responses are less than 100. N/A is shown where the base number of responses is less than 10 during the period. % is calculated as Quantity/Base number*100

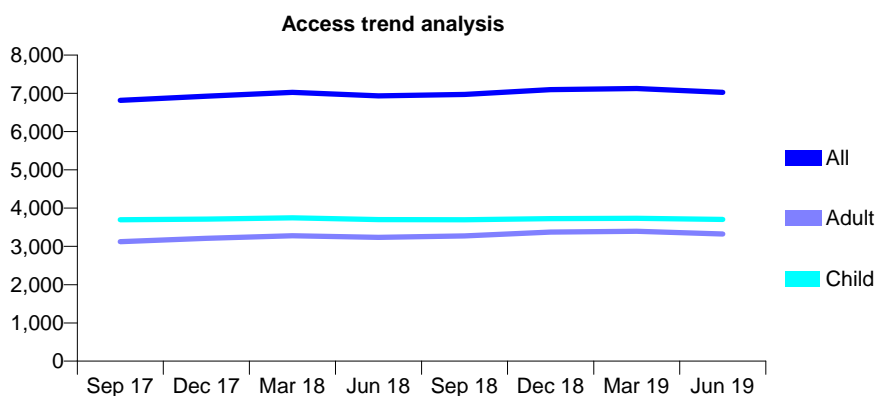
Q63 - Vital Signs At a Glance Contract Report for 155381/0001 - June 2019

Name or company name	Gallions Reach Dental Clinic Limited
Contract type name	GDS Contract
Purpose of contract	General
Contract start date	01/04/2011
Contract end date	

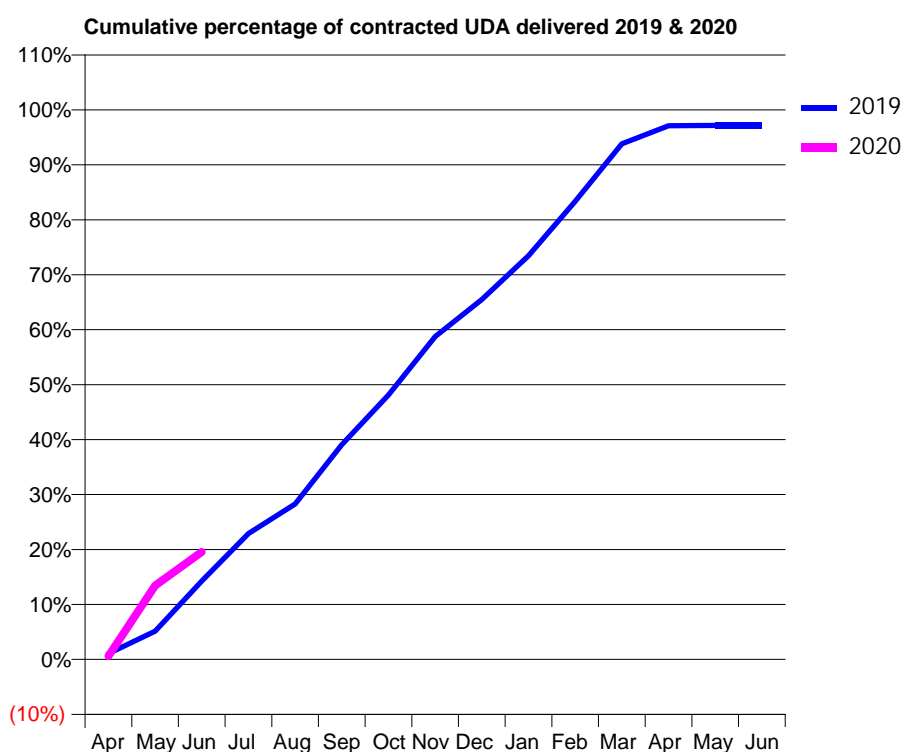
19/20 Contracted general activity (UDA)	24,573
Carry forward general activity (UDA)	0
19/20 Contracted orthodontic activity (UOA)	0
Carry forward orthodontic activity (UOA)	0
Baseline contract value	£1,052,604.59

ACCESS*

Patients seen in 24 months	Total	Change since previous quarter
Quarter ending June 2018	6,935	
Quarter ending September 2018	6,970	→
Quarter ending December 2018	7,097	→
Quarter ending March 2019	7,127	→
Quarter ending June 2019	7,027	↓
Variance since June 2018	1.3%	→



ACTIVITY



Month	2019	2020
April	258	144
May	1,270	3,303
June	3,502	4,812
July	5,630	
August	6,948	
September	9,603	
October	11,830	
November	14,437	
December	16,092	
January	18,056	
February	20,484	
March	23,057	
April	23,862	
May	23,875	
June	23,881	

QUALITY

	Quantity	Base Number	Contract	AT	Region	England
% of FP17s for the same patient ID Re-attending within 3 months - Children	50	1,080	4.6%	10.2%	11.9%	11.4%
% of FP17s for the same patient ID Re-attending within 3 months - Adults	98	921	10.6%	15.5%	17.2%	15.4%
% of FP17s for the same patient ID Re-attending between 3 & 9 months - Children	362	1,080	33.5%	50.1%	49.8%	59.8%
% of FP17s for the same patient ID Re-attending between 3 & 9 months - Adults	224	921	24.3%	39.4%	39.5%	52.1%
% of FP17s for Band 1 Urgent Courses	51	1,702	3.0%	10.5%	11.2%	9.2%
% of FP17s Relating to Free Repair or Replacements	0	1,702	0.0%	0.6%	0.5%	0.7%
% of FP17s Relating to Continuations	5	1,702	0.3%	0.8%	0.7%	0.8%
% of Patients satisfied with the dentistry they have received	1	1	N/A	91.0%	90.6%	93.4%
% of Patients satisfied with the time they had to wait for an appointment	1	1	N/A	87.1%	83.8%	87.6%

* This is based on patients treated on this contract for their most recent course of treatment. Figures in italics indicate the base number of FP17s or Patient Questionnaire responses are less than 100. N/A is shown where the base number of responses is less than 10 during the period. % is calculated as Quantity/Base number*100

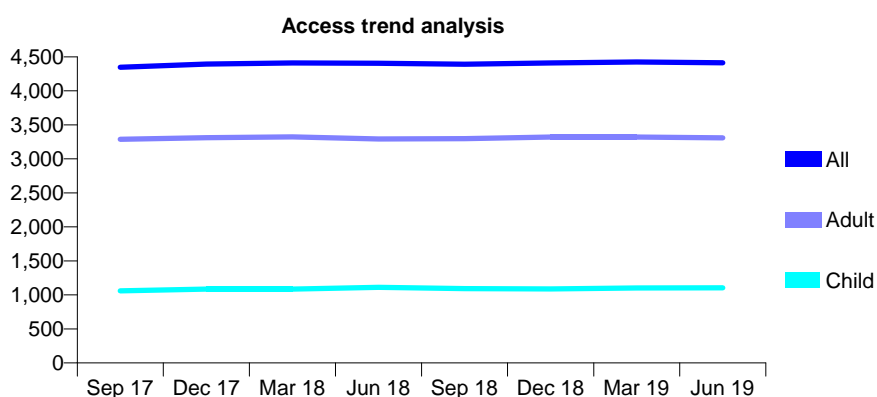
Q63 - Vital Signs At a Glance Contract Report for 155454/0001 - June 2019

Name or company name	Dhiman Dental Surgery
Contract type name	GDS Contract
Purpose of contract	General
Contract start date	12/07/2012
Contract end date	

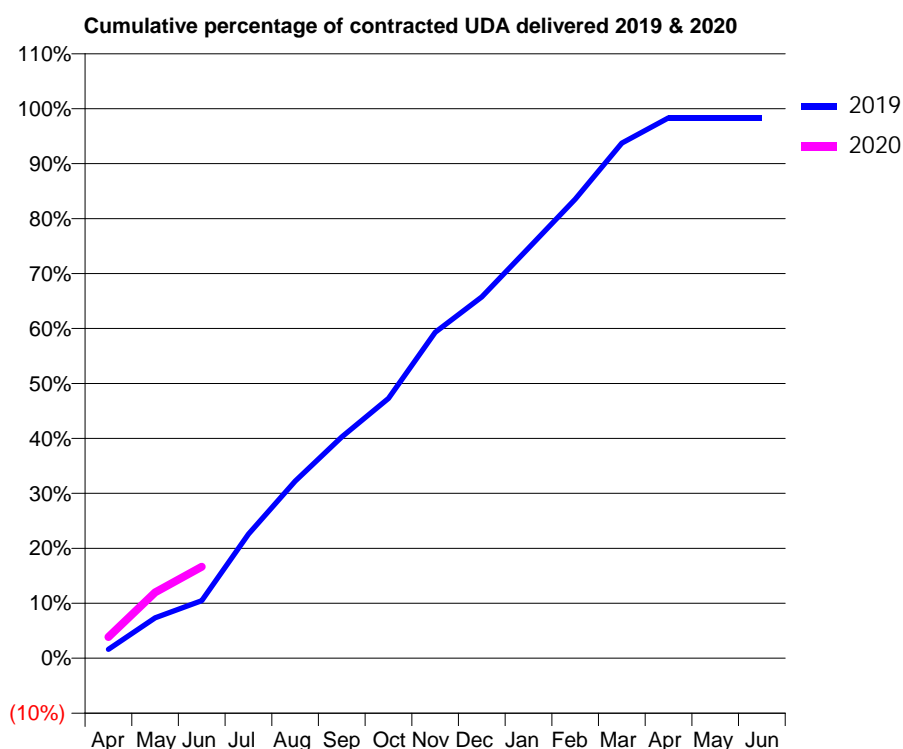
19/20 Contracted general activity (UDA)	10,000
Carry forward general activity (UDA)	0
19/20 Contracted orthodontic activity (UOA)	0
Carry forward orthodontic activity (UOA)	0
Baseline contract value	£274,919.61

ACCESS*

Patients seen in 24 months	Total	Change since previous quarter
Quarter ending June 2018	4,404	
Quarter ending September 2018	4,391	→
Quarter ending December 2018	4,411	→
Quarter ending March 2019	4,424	→
Quarter ending June 2019	4,413	→
Variance since June 2018	0.2%	→



ACTIVITY



Month	2019	2020
April	161	386
May	738	1,200
June	1,047	1,663
July	2,258	
August	3,223	
September	4,028	
October	4,729	
November	5,929	
December	6,575	
January	7,463	
February	8,353	
March	9,373	
April	9,833	
May	9,834	
June	9,834	

QUALITY

	Quantity	Base Number	Contract	AT	Region	England
% of FP17s for the same patient ID Re-attending within 3 months - Children	26	393	6.6%	10.2%	11.9%	11.4%
% of FP17s for the same patient ID Re-attending within 3 months - Adults	175	1,058	16.5%	15.5%	17.2%	15.4%
% of FP17s for the same patient ID Re-attending between 3 & 9 months - Children	253	393	64.4%	50.1%	49.8%	59.8%
% of FP17s for the same patient ID Re-attending between 3 & 9 months - Adults	604	1,058	57.1%	39.4%	39.5%	52.1%
% of FP17s for Band 1 Urgent Courses	129	1,037	12.4%	10.5%	11.2%	9.2%
% of FP17s Relating to Free Repair or Replacements	2	1,037	0.2%	0.6%	0.5%	0.7%
% of FP17s Relating to Continuations	9	1,037	0.9%	0.8%	0.7%	0.8%
% of Patients satisfied with the dentistry they have received	1	1	N/A	91.0%	90.6%	93.4%
% of Patients satisfied with the time they had to wait for an appointment	1	1	N/A	87.1%	83.8%	87.6%

* This is based on patients treated on this contract for their most recent course of treatment.

Figures in italics indicate the base number of FP17s or Patient Questionnaire responses are less than 100. N/A is shown where the base number of responses is less than 10 during the period. % is calculated as Quantity/Base number*100

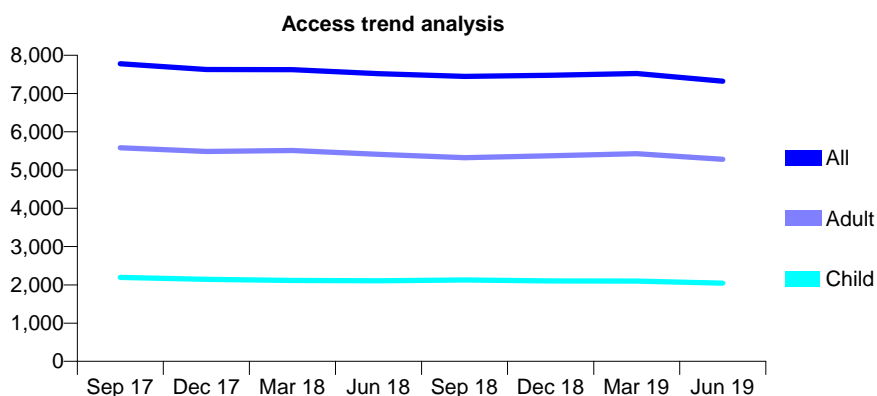
Q63 - Vital Signs At a Glance Contract Report for 156515/0001 - June 2019

Name or company name	Oral Vision Limited
Contract type name	GDS Contract
Purpose of contract	General
Contract start date	01/02/2011
Contract end date	

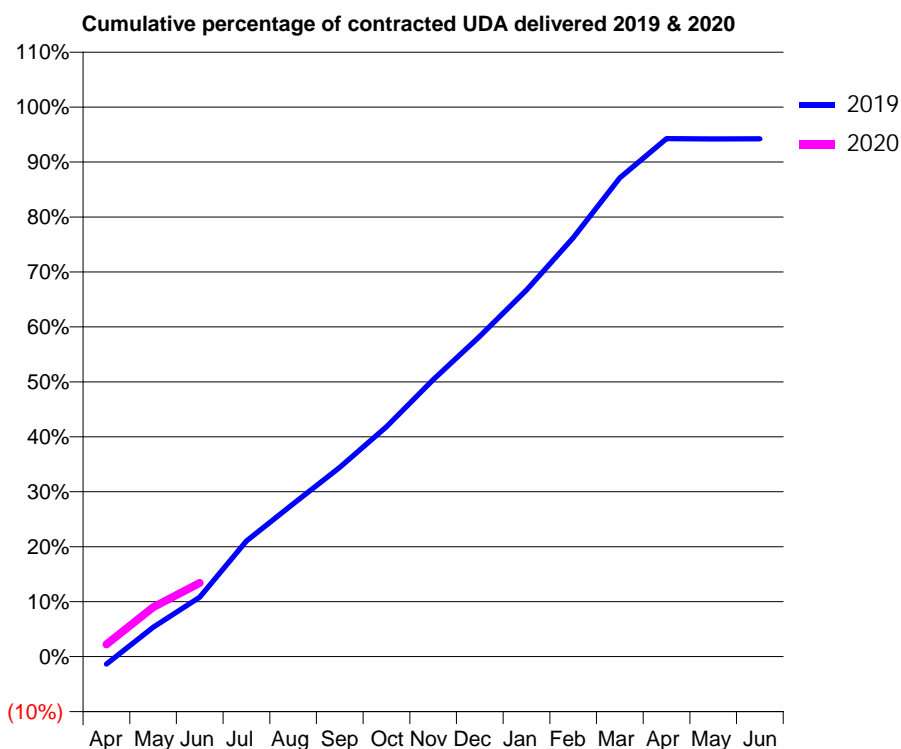
19/20 Contracted general activity (UDA)	25,920
Carry forward general activity (UDA)	0
19/20 Contracted orthodontic activity (UOA)	0
Carry forward orthodontic activity (UOA)	0
Baseline contract value	£794,710.50

ACCESS*

Patients seen in 24 months	Total	Change since previous quarter
Quarter ending June 2018	7,517	
Quarter ending September 2018	7,449	→
Quarter ending December 2018	7,478	→
Quarter ending March 2019	7,524	→
Quarter ending June 2019	7,323	↓
Variance since June 2018	(2.6%)	↓



ACTIVITY



Month	Adjusted Scheduled Activity (UDA)	
	2019	2020
April	-355	582
May	1,384	2,330
June	2,802	3,476
July	5,455	
August	7,207	
September	8,929	
October	10,841	
November	13,058	
December	15,106	
January	17,288	
February	19,758	
March	22,581	
April	24,431	
May	24,414	
June	24,418	

QUALITY

	Quantity	Base Number	Contract	AT	Region	England
% of FP17s for the same patient ID Re-attending within 3 months - Children	42	522	8.0%	10.2%	11.9%	11.4%
% of FP17s for the same patient ID Re-attending within 3 months - Adults	214	1,208	17.7%	15.5%	17.2%	15.4%
% of FP17s for the same patient ID Re-attending between 3 & 9 months - Children	289	522	55.4%	50.1%	49.8%	59.8%
% of FP17s for the same patient ID Re-attending between 3 & 9 months - Adults	438	1,208	36.3%	39.4%	39.5%	52.1%
% of FP17s for Band 1 Urgent Courses	122	1,290	9.5%	10.5%	11.2%	9.2%
% of FP17s Relating to Free Repair or Replacements	10	1,290	0.8%	0.6%	0.5%	0.7%
% of FP17s Relating to Continuations	1	1,290	0.1%	0.8%	0.7%	0.8%
% of Patients satisfied with the dentistry they have received	0	0	N/A	91.0%	90.6%	93.4%
% of Patients satisfied with the time they had to wait for an appointment	0	0	N/A	87.1%	83.8%	87.6%

* This is based on patients treated on this contract for their most recent course of treatment. Figures in italics indicate the base number of FP17s or Patient Questionnaire responses are less than 100. N/A is shown where the base number of responses is less than 10 during the period. % is calculated as Quantity/Base number*100

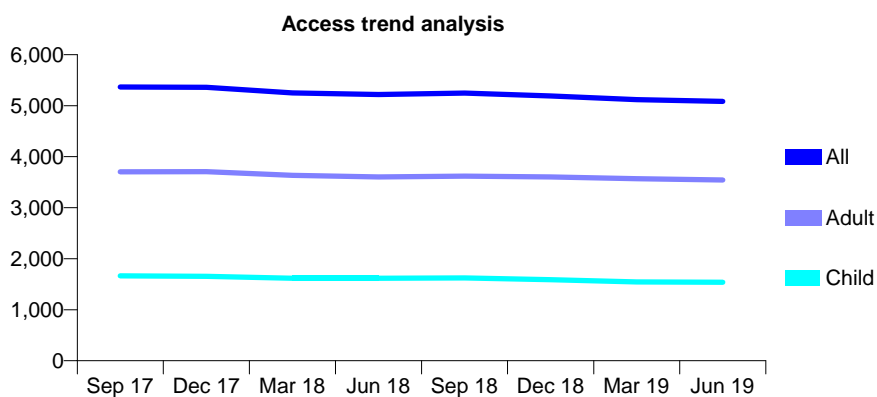
Q63 - Vital Signs At a Glance Contract Report for 157821/0001 - June 2019

Name or company name	S Cowley, R Ingham and J Angelo
Contract type name	GDS Contract
Purpose of contract	General
Contract start date	01/04/2012
Contract end date	

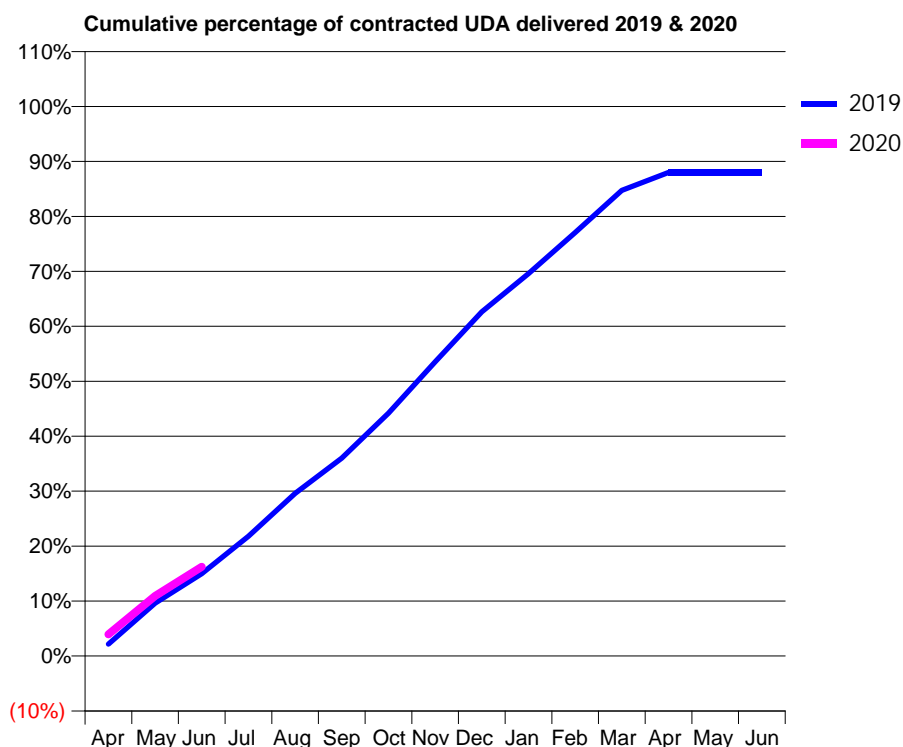
19/20 Contracted general activity (UDA)	20,833
Carry forward general activity (UDA)	0
19/20 Contracted orthodontic activity (UOA)	0
Carry forward orthodontic activity (UOA)	0
Baseline contract value	£663,832.49

ACCESS*

Patients seen in 24 months	Total	Change since previous quarter
Quarter ending June 2018	5,220	
Quarter ending September 2018	5,246	→
Quarter ending December 2018	5,191	↓
Quarter ending March 2019	5,117	↓
Quarter ending June 2019	5,083	→
Variance since June 2018	(2.6%)	↓



ACTIVITY



Month	Adjusted Scheduled Activity (UDA)	
	2019	2020
April	451	820
May	2,007	2,280
June	3,120	3,383
July	4,545	
August	6,163	
September	7,498	
October	9,210	
November	11,157	
December	13,047	
January	14,498	
February	16,052	
March	17,653	
April	18,329	
May	18,329	
June	18,329	

QUALITY

	Quantity	Base Number	Contract	AT	Region	England
% of FP17s for the same patient ID Re-attending within 3 months - Children	48	387	12.4%	10.2%	11.9%	11.4%
% of FP17s for the same patient ID Re-attending within 3 months - Adults	193	833	23.2%	15.5%	17.2%	15.4%
% of FP17s for the same patient ID Re-attending between 3 & 9 months - Children	144	387	37.2%	50.1%	49.8%	59.8%
% of FP17s for the same patient ID Re-attending between 3 & 9 months - Adults	220	833	26.4%	39.4%	39.5%	52.1%
% of FP17s for Band 1 Urgent Courses	153	1,056	14.5%	10.5%	11.2%	9.2%
% of FP17s Relating to Free Repair or Replacements	8	1,056	0.8%	0.6%	0.5%	0.7%
% of FP17s Relating to Continuations	45	1,056	4.3%	0.8%	0.7%	0.8%
% of Patients satisfied with the dentistry they have received	1	1	N/A	91.0%	90.6%	93.4%
% of Patients satisfied with the time they had to wait for an appointment	0	1	N/A	87.1%	83.8%	87.6%

* This is based on patients treated on this contract for their most recent course of treatment. Figures in italics indicate the base number of FP17s or Patient Questionnaire responses are less than 100. N/A is shown where the base number of responses is less than 10 during the period. % is calculated as Quantity/Base number*100

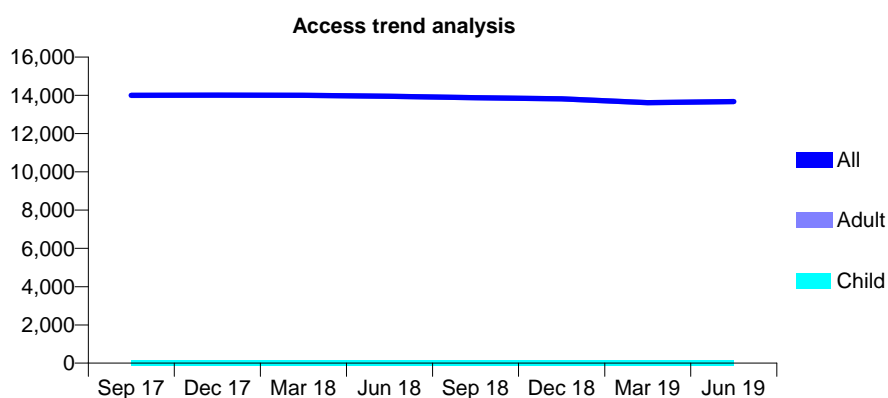
Q63 - Vital Signs At a Glance Contract Report for 158100/0001 - June 2019

Name or company name	The Domiciliary Dental Practice
Contract type name	GDS Contract
Purpose of contract	General
Contract start date	01/07/2012
Contract end date	

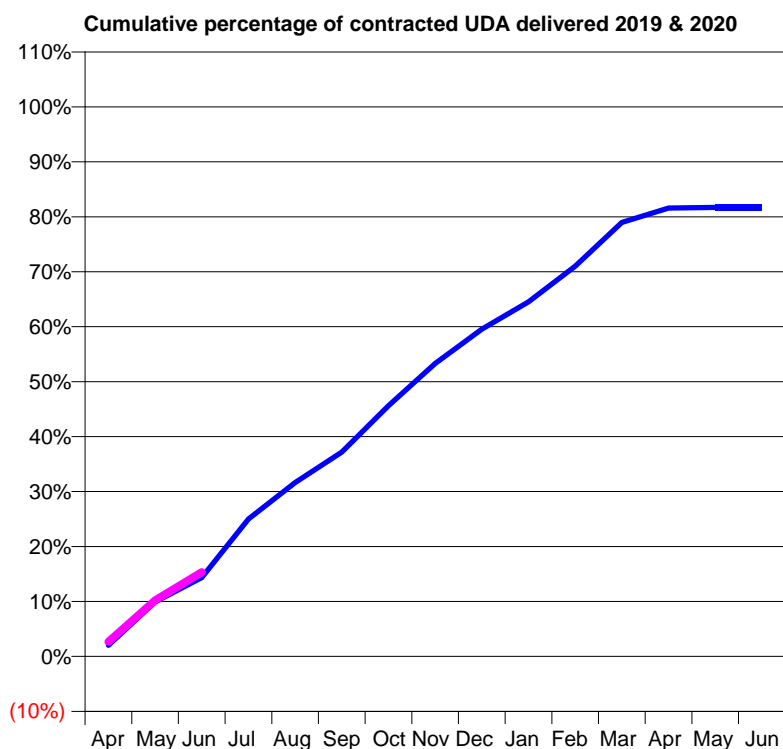
19/20 Contracted general activity (UDA)	33,316
Carry forward general activity (UDA)	0
19/20 Contracted orthodontic activity (UOA)	0
Carry forward orthodontic activity (UOA)	0
Baseline contract value	£1,082,523.03

ACCESS*

Patients seen in 24 months	Total	Change since previous quarter
Quarter ending June 2018	13,946	
Quarter ending September 2018	13,876	→
Quarter ending December 2018	13,814	→
Quarter ending March 2019	13,618	↓
Quarter ending June 2019	13,678	→
Variance since June 2018	(1.9%)	↓



ACTIVITY



Month	2019	2020
April	747	887
May	3,658	3,400
June	5,303	5,116
July	9,235	
August	11,675	
September	13,721	
October	16,841	
November	19,680	
December	21,978	
January	23,818	
February	26,220	
March	29,158	
April	30,109	
May	30,156	
June	30,158	

QUALITY

	Quantity	Base Number	Contract	AT	Region	England
% of FP17s for the same patient ID Re-attending within 3 months - Children	0	0	N/A	10.2%	11.9%	11.4%
% of FP17s for the same patient ID Re-attending within 3 months - Adults	292	3,409	8.6%	15.5%	17.2%	15.4%
% of FP17s for the same patient ID Re-attending between 3 & 9 months - Children	0	0	N/A	50.1%	49.8%	59.8%
% of FP17s for the same patient ID Re-attending between 3 & 9 months - Adults	1,965	3,409	57.6%	39.4%	39.5%	52.1%
% of FP17s for Band 1 Urgent Courses	120	2,856	4.2%	10.5%	11.2%	9.2%
% of FP17s Relating to Free Repair or Replacements	0	2,856	0.0%	0.6%	0.5%	0.7%
% of FP17s Relating to Continuations	18	2,856	0.6%	0.8%	0.7%	0.8%
% of Patients satisfied with the dentistry they have received	0	0	N/A	91.0%	90.6%	93.4%
% of Patients satisfied with the time they had to wait for an appointment	0	0	N/A	87.1%	83.8%	87.6%

* This is based on patients treated on this contract for their most recent course of treatment. Figures in italics indicate the base number of FP17s or Patient Questionnaire responses are less than 100. N/A is shown where the base number of responses is less than 10 during the period. % is calculated as Quantity/Base number*100

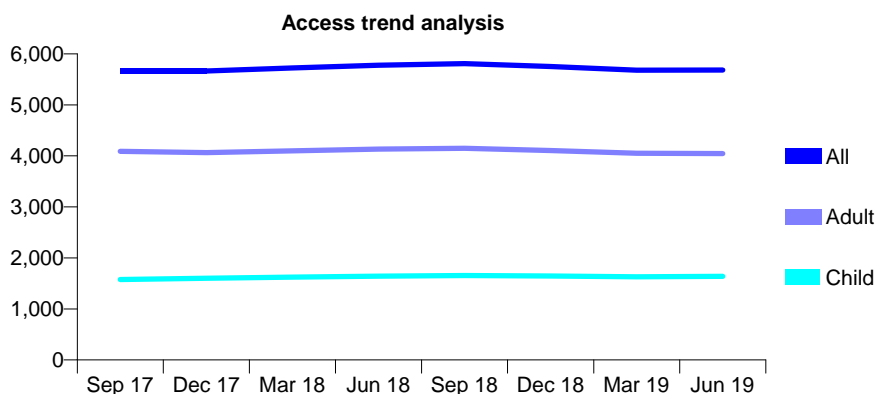
Q63 - Vital Signs At a Glance Contract Report for 158135/0001 - June 2019

Name or company name	Mr S Patel & Mr MP Patel
Contract type name	GDS Contract
Purpose of contract	General
Contract start date	01/11/2010
Contract end date	

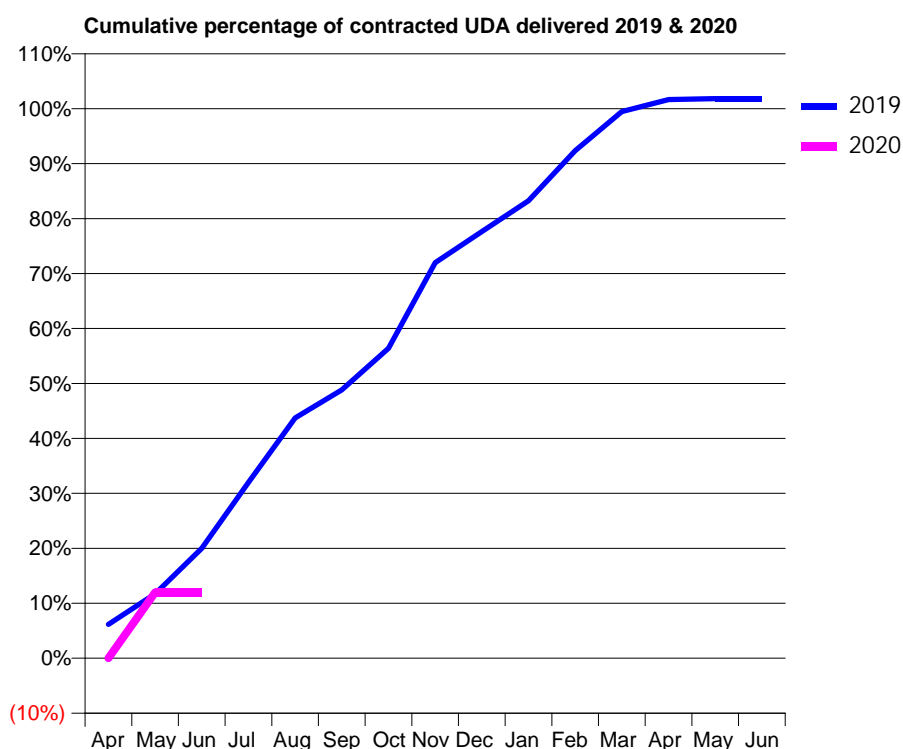
19/20 Contracted general activity (UDA)	11,893
Carry forward general activity (UDA)	0
19/20 Contracted orthodontic activity (UOA)	0
Carry forward orthodontic activity (UOA)	0
Baseline contract value	£293,682.07

ACCESS*

Patients seen in 24 months	Total	Change since previous quarter
Quarter ending June 2018	5,777	
Quarter ending September 2018	5,808	→
Quarter ending December 2018	5,753	→
Quarter ending March 2019	5,681	↓
Quarter ending June 2019	5,683	→
Variance since June 2018	(1.6%)	↓



ACTIVITY



Month	2019	2020
April	731	0
May	1,396	1,426
June	2,378	1,426
July	3,806	
August	5,201	
September	5,804	
October	6,706	
November	8,557	
December	9,231	
January	9,902	
February	10,984	
March	11,829	
April	12,088	
May	12,113	
June	12,113	

QUALITY

	Quantity	Base Number	Contract	AT	Region	England
% of FP17s for the same patient ID Re-attending within 3 months - Children	22	398	5.5%	10.2%	11.9%	11.4%
% of FP17s for the same patient ID Re-attending within 3 months - Adults	66	632	10.4%	15.5%	17.2%	15.4%
% of FP17s for the same patient ID Re-attending between 3 & 9 months - Children	215	398	54.0%	50.1%	49.8%	59.8%
% of FP17s for the same patient ID Re-attending between 3 & 9 months - Adults	310	632	49.1%	39.4%	39.5%	52.1%
% of FP17s for Band 1 Urgent Courses	64	833	7.7%	10.5%	11.2%	9.2%
% of FP17s Relating to Free Repair or Replacements	4	833	0.5%	0.6%	0.5%	0.7%
% of FP17s Relating to Continuations	6	833	0.7%	0.8%	0.7%	0.8%
% of Patients satisfied with the dentistry they have received	3	3	N/A	91.0%	90.6%	93.4%
% of Patients satisfied with the time they had to wait for an appointment	1	3	N/A	87.1%	83.8%	87.6%

* This is based on patients treated on this contract for their most recent course of treatment.

Figures in italics indicate the base number of FP17s or Patient Questionnaire responses are less than 100. N/A is shown where the base number of responses is less than 10 during the period. % is calculated as Quantity/Base number*100

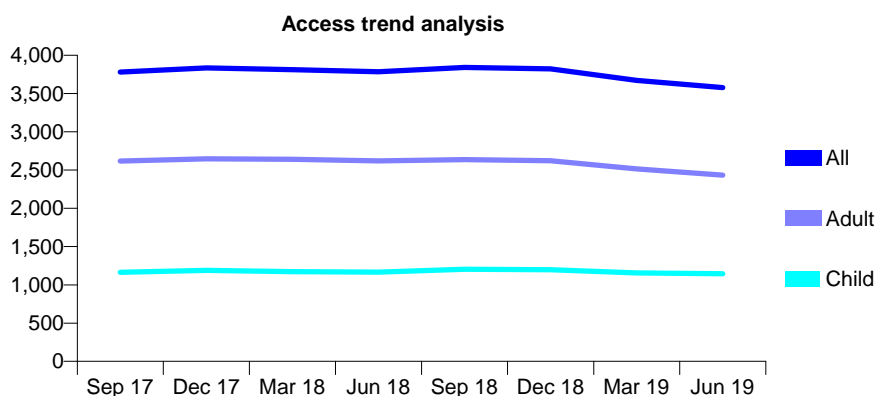
Q63 - Vital Signs At a Glance Contract Report for 158402/0001 - June 2019

Name or company name	Charlton Dental Care Ltd
Contract type name	GDS Contract
Purpose of contract	General
Contract start date	01/04/2010
Contract end date	

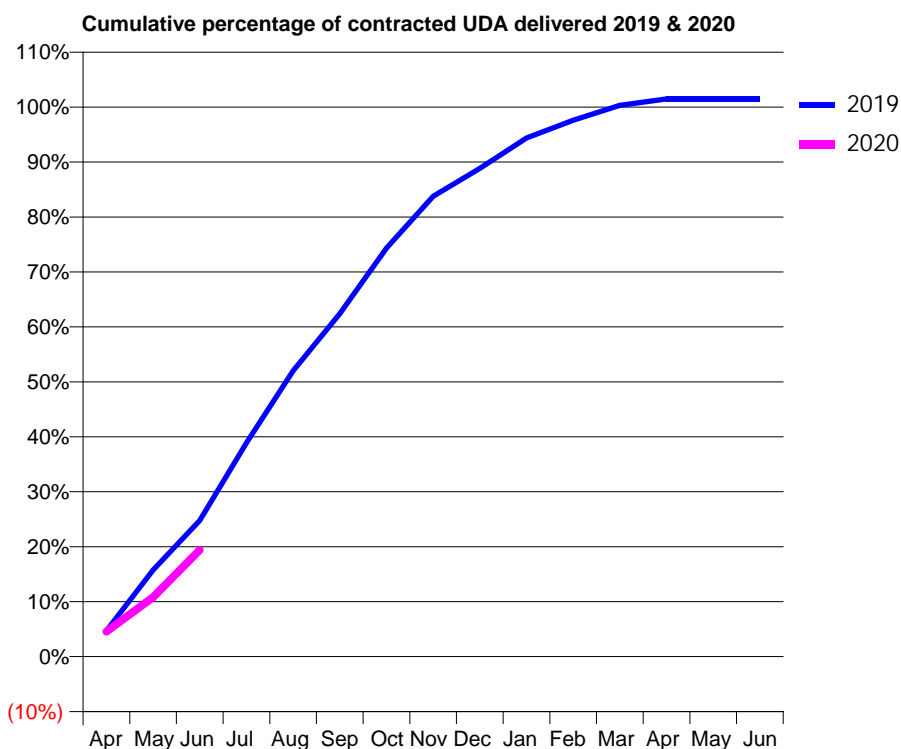
19/20 Contracted general activity (UDA)	15,510
Carry forward general activity (UDA)	0
19/20 Contracted orthodontic activity (UOA)	0
Carry forward orthodontic activity (UOA)	0
Baseline contract value	£429,504.08

ACCESS*

Patients seen in 24 months	Total	Change since previous quarter
Quarter ending June 2018	3,785	
Quarter ending September 2018	3,841	→
Quarter ending December 2018	3,822	→
Quarter ending March 2019	3,671	↓
Quarter ending June 2019	3,578	↓
Variance since June 2018	(5.5%)	↓



ACTIVITY



Month	Adjusted Scheduled Activity (UDA)	
	2019	2020
April	733	711
May	2,445	1,677
June	3,840	3,015
July	6,031	
August	8,072	
September	9,677	
October	11,530	
November	12,993	
December	13,778	
January	14,635	
February	15,134	
March	15,559	
April	15,738	
May	15,738	
June	15,738	

QUALITY

	Quantity	Base Number	Contract	AT	Region	England
% of FP17s for the same patient ID Re-attending within 3 months - Children	21	360	5.8%	10.2%	11.9%	11.4%
% of FP17s for the same patient ID Re-attending within 3 months - Adults	52	512	10.2%	15.5%	17.2%	15.4%
% of FP17s for the same patient ID Re-attending between 3 & 9 months - Children	162	360	45.0%	50.1%	49.8%	59.8%
% of FP17s for the same patient ID Re-attending between 3 & 9 months - Adults	219	512	42.8%	39.4%	39.5%	52.1%
% of FP17s for Band 1 Urgent Courses	68	799	8.5%	10.5%	11.2%	9.2%
% of FP17s Relating to Free Repair or Replacements	15	799	1.9%	0.6%	0.5%	0.7%
% of FP17s Relating to Continuations	21	799	2.6%	0.8%	0.7%	0.8%
% of Patients satisfied with the dentistry they have received	0	0	N/A	91.0%	90.6%	93.4%
% of Patients satisfied with the time they had to wait for an appointment	0	0	N/A	87.1%	83.8%	87.6%

* This is based on patients treated on this contract for their most recent course of treatment. Figures in italics indicate the base number of FP17s or Patient Questionnaire responses are less than 100. N/A is shown where the base number of responses is less than 10 during the period. % is calculated as Quantity/Base number*100

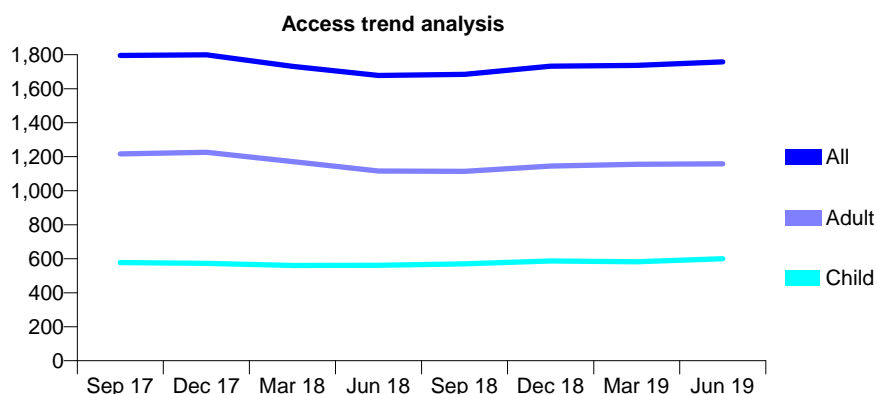
Q63 - Vital Signs At a Glance Contract Report for 158461/0001 - June 2019

Name or company name	The Mullally Dental Practice Ltd
Contract type name	GDS Contract
Purpose of contract	General
Contract start date	01/07/2008
Contract end date	

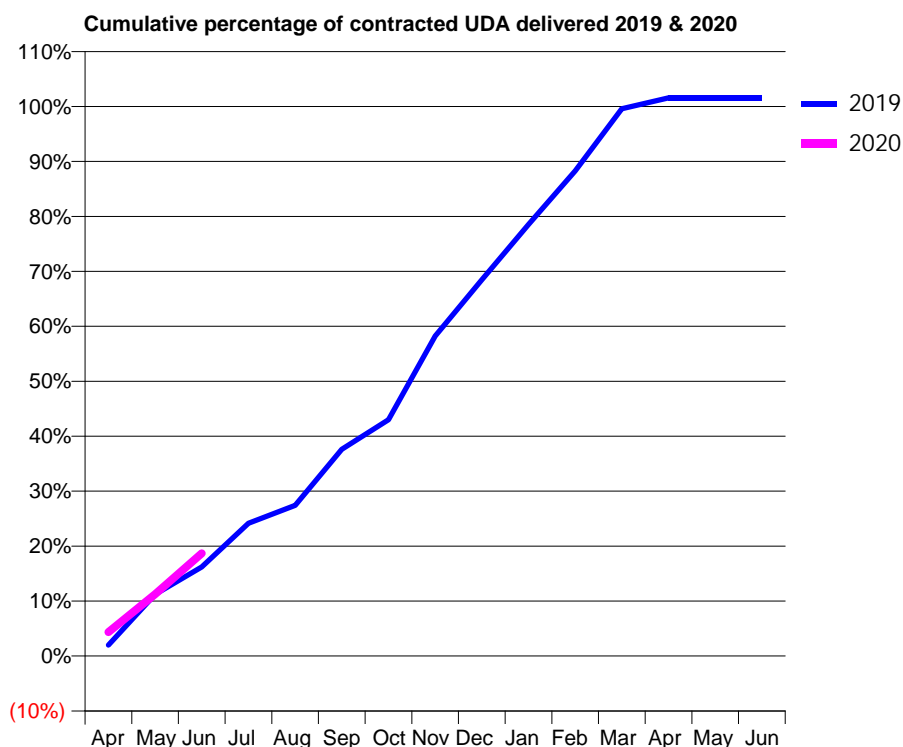
19/20 Contracted general activity (UDA)	6,944
Carry forward general activity (UDA)	0
19/20 Contracted orthodontic activity (UOA)	0
Carry forward orthodontic activity (UOA)	0
Baseline contract value	£210,992.14

ACCESS*

Patients seen in 24 months	Total	Change since previous quarter
Quarter ending June 2018	1,677	
Quarter ending September 2018	1,684	→
Quarter ending December 2018	1,732	↑
Quarter ending March 2019	1,737	→
Quarter ending June 2019	1,758	→
Variance since June 2018	4.8%	↑



ACTIVITY



Month	Adjusted Scheduled Activity (UDA)	
	2019	2020
April	139	302
May	779	782
June	1,127	1,297
July	1,678	
August	1,904	
September	2,611	
October	2,985	
November	4,043	
December	4,752	
January	5,452	
February	6,132	
March	6,914	
April	7,053	
May	7,053	
June	7,053	

QUALITY

	Quantity	Base Number	Contract	AT	Region	England
% of FP17s for the same patient ID Re-attending within 3 months - Children	10	163	6.1%	10.2%	11.9%	11.4%
% of FP17s for the same patient ID Re-attending within 3 months - Adults	17	204	8.3%	15.5%	17.2%	15.4%
% of FP17s for the same patient ID Re-attending between 3 & 9 months - Children	44	163	27.0%	50.1%	49.8%	59.8%
% of FP17s for the same patient ID Re-attending between 3 & 9 months - Adults	71	204	34.8%	39.4%	39.5%	52.1%
% of FP17s for Band 1 Urgent Courses	0	333	0.0%	10.5%	11.2%	9.2%
% of FP17s Relating to Free Repair or Replacements	0	333	0.0%	0.6%	0.5%	0.7%
% of FP17s Relating to Continuations	5	333	1.5%	0.8%	0.7%	0.8%
% of Patients satisfied with the dentistry they have received	2	2	N/A	91.0%	90.6%	93.4%
% of Patients satisfied with the time they had to wait for an appointment	2	2	N/A	87.1%	83.8%	87.6%

* This is based on patients treated on this contract for their most recent course of treatment. Figures in italics indicate the base number of FP17s or Patient Questionnaire responses are less than 100. N/A is shown where the base number of responses is less than 10 during the period. % is calculated as Quantity/Base number*100

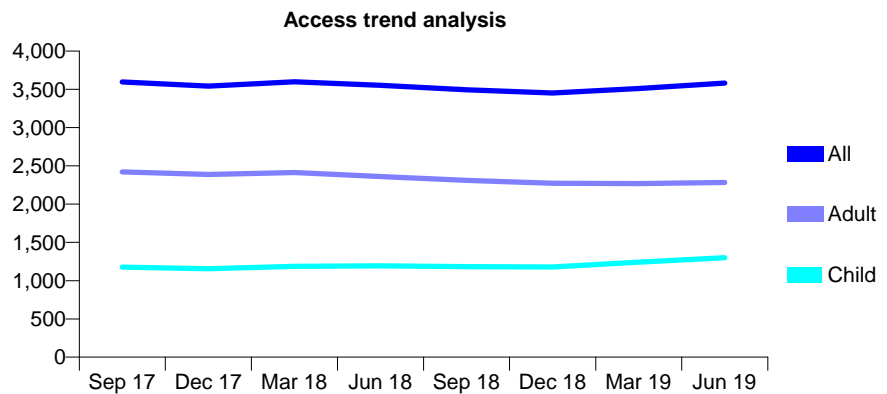
Q63 - Vital Signs At a Glance Contract Report for 158879/0001 - June 2019

Name or company name	Woodside Dental Clinic
Contract type name	GDS Contract
Purpose of contract	General
Contract start date	20/06/2011
Contract end date	

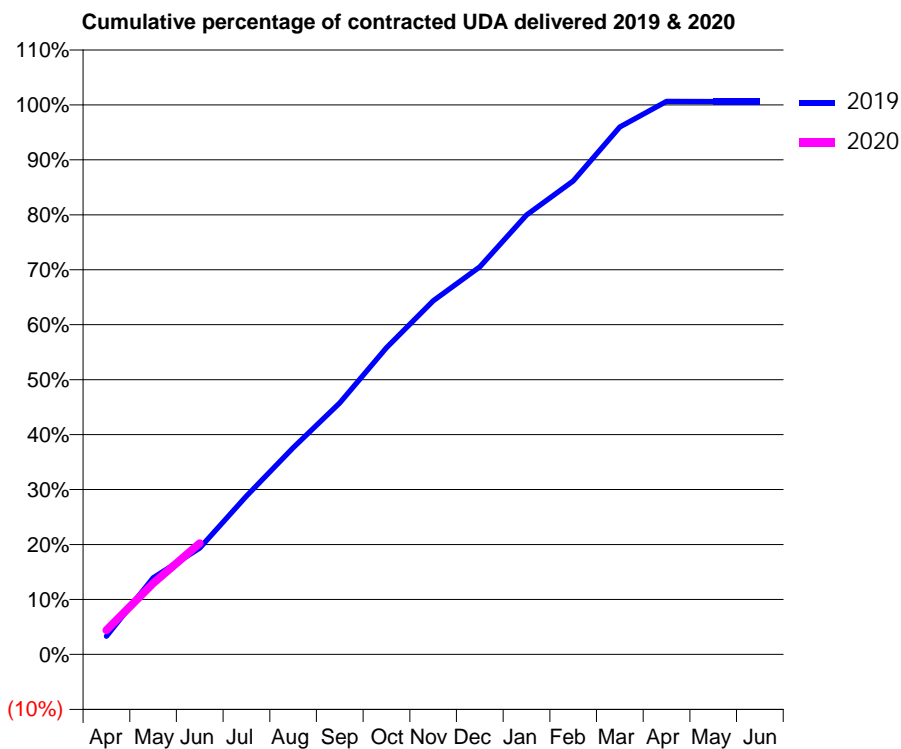
19/20 Contracted general activity (UDA)	6,523
Carry forward general activity (UDA)	0
19/20 Contracted orthodontic activity (UOA)	0
Carry forward orthodontic activity (UOA)	0
Baseline contract value	£174,133.62

ACCESS*

Patients seen in 24 months	Total	Change since previous quarter
Quarter ending June 2018	3,553	
Quarter ending September 2018	3,493	↓
Quarter ending December 2018	3,451	↓
Quarter ending March 2019	3,511	→
Quarter ending June 2019	3,582	↑
Variance since June 2018	0.8%	→



ACTIVITY



Month	2019	2020
April	216	289
May	909	845
June	1,262	1,319
July	1,880	
August	2,455	
September	2,984	
October	3,639	
November	4,196	
December	4,601	
January	5,214	
February	5,620	
March	6,260	
April	6,564	
May	6,562	
June	6,562	

QUALITY

	Quantity	Base Number	Contract	AT	Region	England
% of FP17s for the same patient ID Re-attending within 3 months - Children	23	407	5.7%	10.2%	11.9%	11.4%
% of FP17s for the same patient ID Re-attending within 3 months - Adults	58	502	11.6%	15.5%	17.2%	15.4%
% of FP17s for the same patient ID Re-attending between 3 & 9 months - Children	201	407	49.4%	50.1%	49.8%	59.8%
% of FP17s for the same patient ID Re-attending between 3 & 9 months - Adults	197	502	39.2%	39.4%	39.5%	52.1%
% of FP17s for Band 1 Urgent Courses	65	754	8.6%	10.5%	11.2%	9.2%
% of FP17s Relating to Free Repair or Replacements	2	754	0.3%	0.6%	0.5%	0.7%
% of FP17s Relating to Continuations	1	754	0.1%	0.8%	0.7%	0.8%
% of Patients satisfied with the dentistry they have received	0	0	N/A	91.0%	90.6%	93.4%
% of Patients satisfied with the time they had to wait for an appointment	0	0	N/A	87.1%	83.8%	87.6%

* This is based on patients treated on this contract for their most recent course of treatment. Figures in italics indicate the base number of FP17s or Patient Questionnaire responses are less than 100. N/A is shown where the base number of responses is less than 10 during the period. % is calculated as Quantity/Base number*100

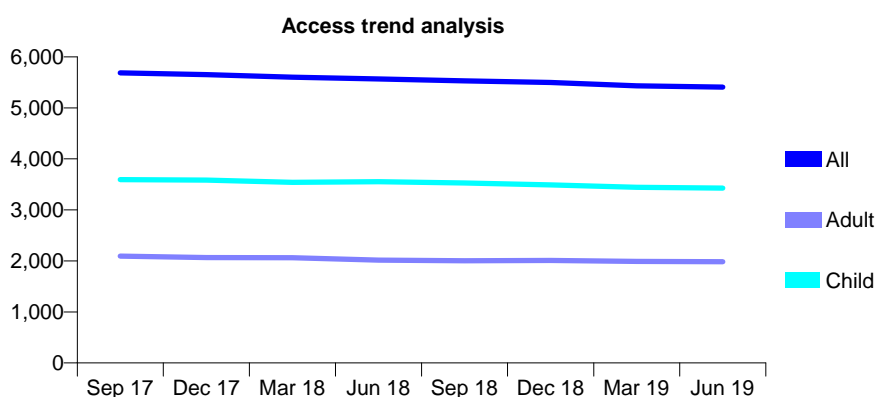
Q63 - Vital Signs At a Glance Contract Report for 159247/0001 - June 2019

Name or company name	Half Moon Dental Centre Ltd
Contract type name	GDS Contract
Purpose of contract	General
Contract start date	01/04/2013
Contract end date	

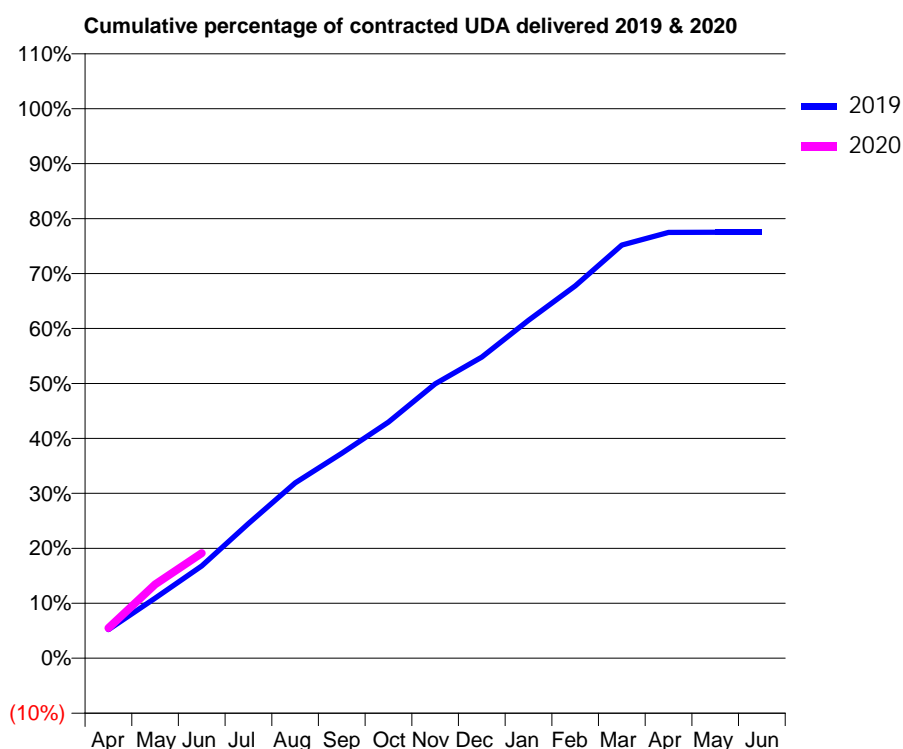
19/20 Contracted general activity (UDA)	8,722
Carry forward general activity (UDA)	0
19/20 Contracted orthodontic activity (UOA)	0
Carry forward orthodontic activity (UOA)	0
Baseline contract value	£208,717.46

ACCESS*

Patients seen in 24 months	Total	Change since previous quarter
Quarter ending June 2018	5,568	
Quarter ending September 2018	5,531	→
Quarter ending December 2018	5,500	→
Quarter ending March 2019	5,432	↓
Quarter ending June 2019	5,407	→
Variance since June 2018	(2.9%)	↓



ACTIVITY



Month	2019	2020
April	572	479
May	1,202	1,172
June	1,845	1,667
July	2,698	
August	3,509	
September	4,102	
October	4,727	
November	5,492	
December	6,026	
January	6,762	
February	7,451	
March	8,270	
April	8,523	
May	8,526	
June	8,527	

QUALITY

	Quantity	Base Number	Contract	AT	Region	England
% of FP17s for the same patient ID Re-attending within 3 months - Children	55	979	5.6%	10.2%	11.9%	11.4%
% of FP17s for the same patient ID Re-attending within 3 months - Adults	50	437	11.4%	15.5%	17.2%	15.4%
% of FP17s for the same patient ID Re-attending between 3 & 9 months - Children	483	979	49.3%	50.1%	49.8%	59.8%
% of FP17s for the same patient ID Re-attending between 3 & 9 months - Adults	170	437	38.9%	39.4%	39.5%	52.1%
% of FP17s for Band 1 Urgent Courses	4	1,232	0.3%	10.5%	11.2%	9.2%
% of FP17s Relating to Free Repair or Replacements	4	1,232	0.3%	0.6%	0.5%	0.7%
% of FP17s Relating to Continuations	6	1,232	0.5%	0.8%	0.7%	0.8%
% of Patients satisfied with the dentistry they have received	2	2	N/A	91.0%	90.6%	93.4%
% of Patients satisfied with the time they had to wait for an appointment	1	2	N/A	87.1%	83.8%	87.6%

* This is based on patients treated on this contract for their most recent course of treatment.

Figures in italics indicate the base number of FP17s or Patient Questionnaire responses are less than 100. N/A is shown where the base number of responses is less than 10 during the period. % is calculated as Quantity/Base number*100

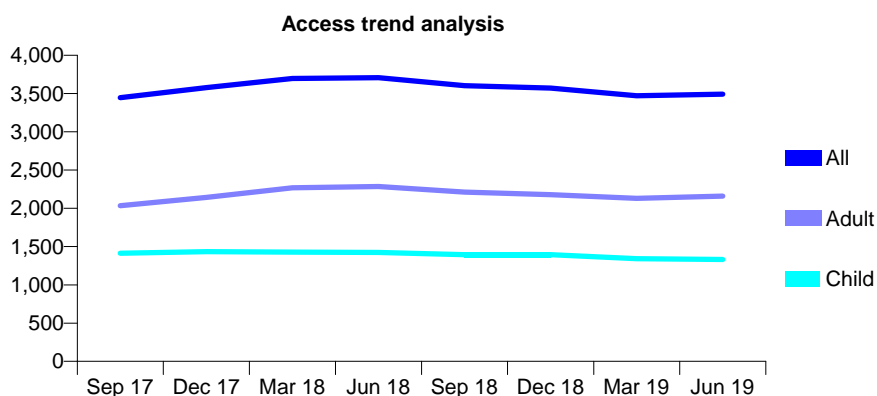
Q63 - Vital Signs At a Glance Contract Report for 160113/0001 - June 2019

Name or company name	Dental Beauty Dulwich
Contract type name	GDS Contract
Purpose of contract	General
Contract start date	01/01/2013
Contract end date	

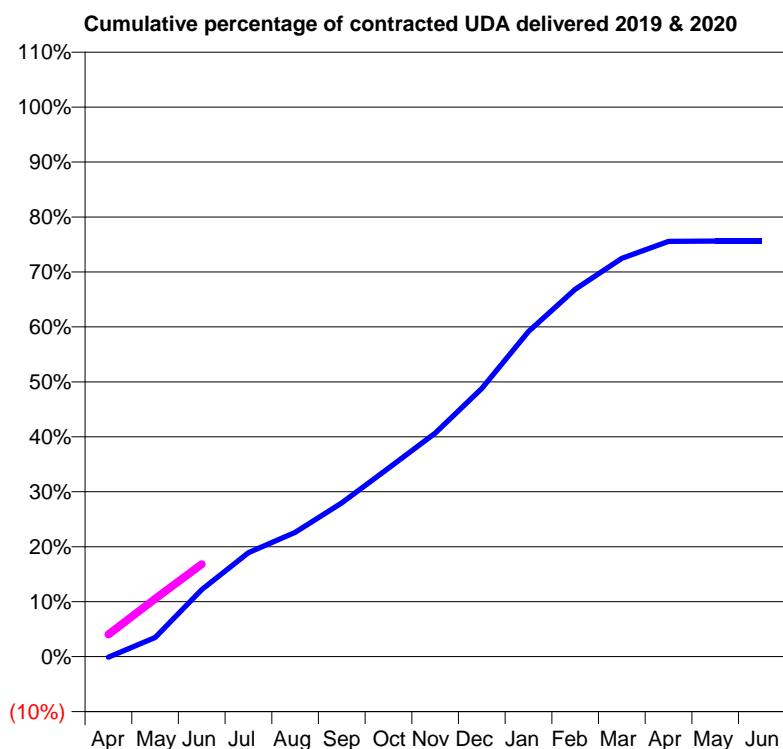
19/20 Contracted general activity (UDA)	10,000
Carry forward general activity (UDA)	0
19/20 Contracted orthodontic activity (UOA)	0
Carry forward orthodontic activity (UOA)	0
Baseline contract value	£248,817.97

ACCESS*

Patients seen in 24 months	Total	Change since previous quarter
Quarter ending June 2018	3,707	
Quarter ending September 2018	3,604	↓
Quarter ending December 2018	3,571	→
Quarter ending March 2019	3,471	↓
Quarter ending June 2019	3,492	→
Variance since June 2018	(5.8%)	↓



ACTIVITY



Month	Adjusted Scheduled Activity (UDA)	
	2019	2020
April	-14	404
May	347	1,053
June	1,219	1,684
July	1,891	
August	2,264	
September	2,798	
October	3,429	
November	4,065	
December	4,879	
January	5,916	
February	6,683	
March	7,247	
April	7,555	
May	7,560	
June	7,560	

QUALITY

	Quantity	Base Number	Contract	AT	Region	England
% of FP17s for the same patient ID Re-attending within 3 months - Children	21	407	5.2%	10.2%	11.9%	11.4%
% of FP17s for the same patient ID Re-attending within 3 months - Adults	84	529	15.9%	15.5%	17.2%	15.4%
% of FP17s for the same patient ID Re-attending between 3 & 9 months - Children	144	407	35.4%	50.1%	49.8%	59.8%
% of FP17s for the same patient ID Re-attending between 3 & 9 months - Adults	122	529	23.1%	39.4%	39.5%	52.1%
% of FP17s for Band 1 Urgent Courses	108	782	13.8%	10.5%	11.2%	9.2%
% of FP17s Relating to Free Repair or Replacements	2	782	0.3%	0.6%	0.5%	0.7%
% of FP17s Relating to Continuations	0	782	0.0%	0.8%	0.7%	0.8%
% of Patients satisfied with the dentistry they have received	0	0	N/A	91.0%	90.6%	93.4%
% of Patients satisfied with the time they had to wait for an appointment	0	0	N/A	87.1%	83.8%	87.6%

* This is based on patients treated on this contract for their most recent course of treatment. Figures in italics indicate the base number of FP17s or Patient Questionnaire responses are less than 100. N/A is shown where the base number of responses is less than 10 during the period. % is calculated as Quantity/Base number*100

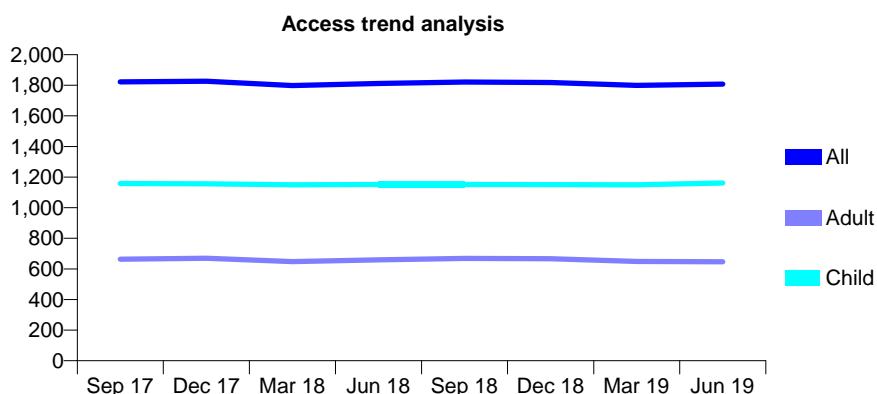
Q63 - Vital Signs At a Glance Contract Report for 160989/0001 - June 2019

Name or company name	ELTHAM PARK DENTAL PRACTICE LIMIT
Contract type name	GDS Contract
Purpose of contract	General
Contract start date	01/08/2009
Contract end date	

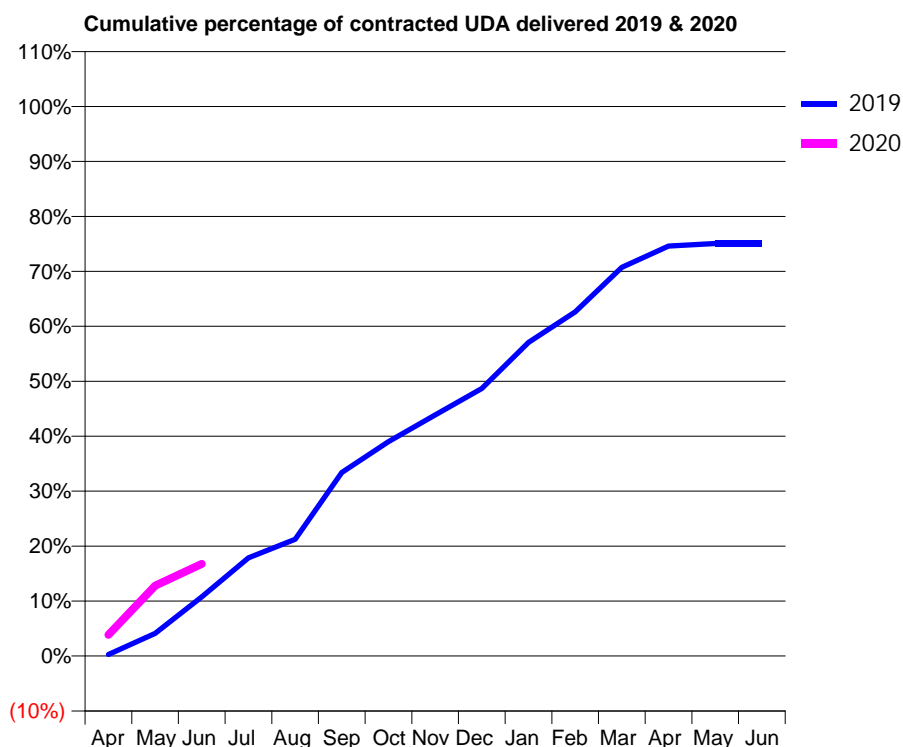
19/20 Contracted general activity (UDA)	5,092
Carry forward general activity (UDA)	0
19/20 Contracted orthodontic activity (UOA)	0
Carry forward orthodontic activity (UOA)	0
Baseline contract value	£125,224.49

ACCESS*

Patients seen in 24 months	Total	Change since previous quarter
Quarter ending June 2018	1,811	
Quarter ending September 2018	1,821	→
Quarter ending December 2018	1,818	→
Quarter ending March 2019	1,799	↓
Quarter ending June 2019	1,808	→
Variance since June 2018	(0.2%)	→



ACTIVITY



Month	Adjusted Scheduled Activity (UDA)	
	2019	2020
April	14	197
May	209	652
June	548	853
July	910	
August	1,082	
September	1,700	
October	1,986	
November	2,235	
December	2,478	
January	2,905	
February	3,189	
March	3,602	
April	3,798	
May	3,822	
June	3,822	

QUALITY

	Quantity	Base Number	Contract	AT	Region	England
% of FP17s for the same patient ID Re-attending within 3 months - Children	20	450	4.4%	10.2%	11.9%	11.4%
% of FP17s for the same patient ID Re-attending within 3 months - Adults	25	173	14.5%	15.5%	17.2%	15.4%
% of FP17s for the same patient ID Re-attending between 3 & 9 months - Children	303	450	67.3%	50.1%	49.8%	59.8%
% of FP17s for the same patient ID Re-attending between 3 & 9 months - Adults	100	173	57.8%	39.4%	39.5%	52.1%
% of FP17s for Band 1 Urgent Courses	21	529	4.0%	10.5%	11.2%	9.2%
% of FP17s Relating to Free Repair or Replacements	0	529	0.0%	0.6%	0.5%	0.7%
% of FP17s Relating to Continuations	0	529	0.0%	0.8%	0.7%	0.8%
% of Patients satisfied with the dentistry they have received	1	1	N/A	91.0%	90.6%	93.4%
% of Patients satisfied with the time they had to wait for an appointment	1	1	N/A	87.1%	83.8%	87.6%

* This is based on patients treated on this contract for their most recent course of treatment. Figures in italics indicate the base number of FP17s or Patient Questionnaire responses are less than 100. N/A is shown where the base number of responses is less than 10 during the period. % is calculated as Quantity/Base number*100

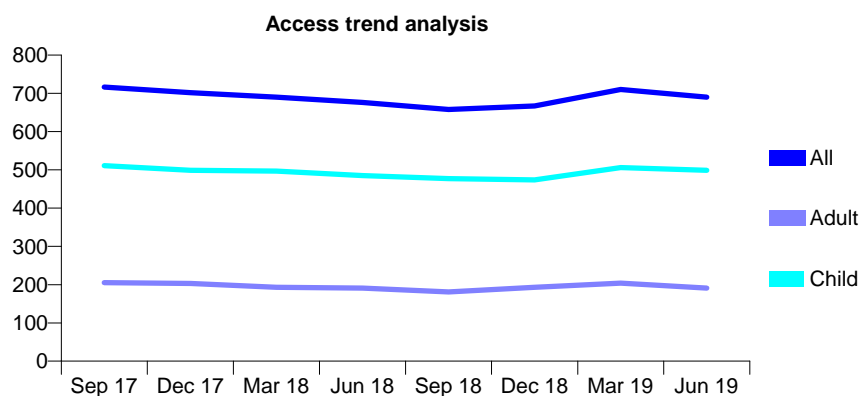
Q63 - Vital Signs At a Glance Contract Report for 161020/0001 - June 2019

Name or company name	Kingston Hill Dental Practice
Contract type name	GDS Contract
Purpose of contract	General
Contract start date	01/04/2010
Contract end date	

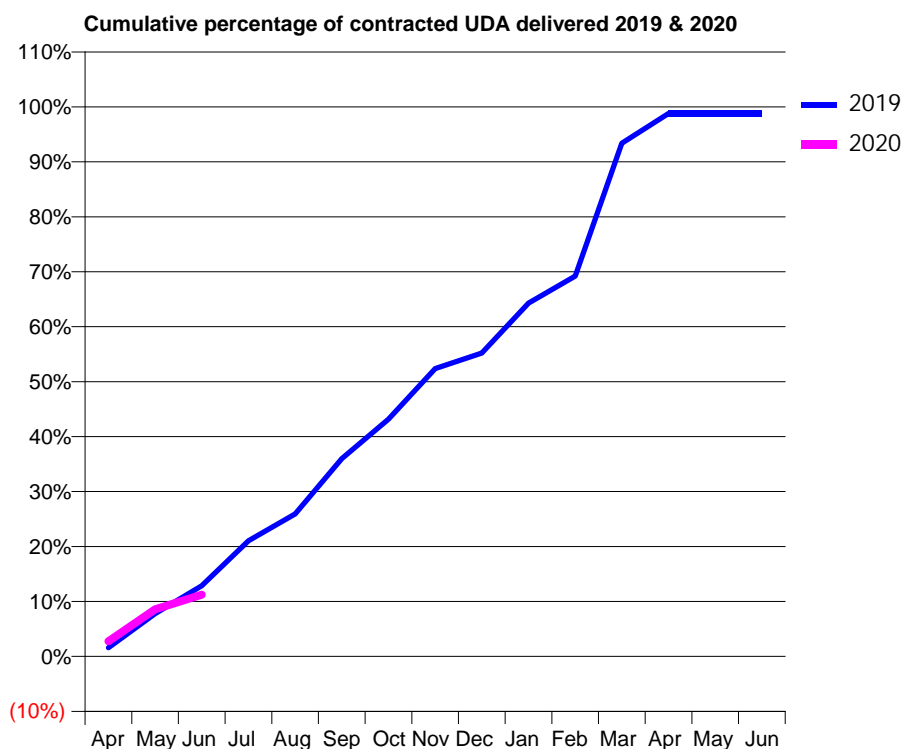
19/20 Contracted general activity (UDA)	1,500
Carry forward general activity (UDA)	0
19/20 Contracted orthodontic activity (UOA)	0
Carry forward orthodontic activity (UOA)	0
Baseline contract value	£36,373.07

ACCESS*

Patients seen in 24 months	Total	Change since previous quarter
Quarter ending June 2018	676	
Quarter ending September 2018	658	↓
Quarter ending December 2018	667	→
Quarter ending March 2019	710	↑
Quarter ending June 2019	690	↓
Variance since June 2018	2.1%	↑



ACTIVITY



Month	2019	2020
April	24	41
May	117	129
June	193	168
July	316	
August	389	
September	540	
October	648	
November	786	
December	828	
January	964	
February	1,038	
March	1,401	
April	1,482	
May	1,482	
June	1,482	

QUALITY

	Quantity	Base Number	Contract	AT	Region	England
% of FP17s for the same patient ID Re-attending within 3 months - Children	15	151	9.9%	10.2%	11.9%	11.4%
% of FP17s for the same patient ID Re-attending within 3 months - Adults	5	17	29.4%	15.5%	17.2%	15.4%
% of FP17s for the same patient ID Re-attending between 3 & 9 months - Children	64	151	42.4%	50.1%	49.8%	59.8%
% of FP17s for the same patient ID Re-attending between 3 & 9 months - Adults	6	17	35.3%	39.4%	39.5%	52.1%
% of FP17s for Band 1 Urgent Courses	7	114	6.1%	10.5%	11.2%	9.2%
% of FP17s Relating to Free Repair or Replacements	0	114	0.0%	0.6%	0.5%	0.7%
% of FP17s Relating to Continuations	0	114	0.0%	0.8%	0.7%	0.8%
% of Patients satisfied with the dentistry they have received	0	0	N/A	91.0%	90.6%	93.4%
% of Patients satisfied with the time they had to wait for an appointment	0	0	N/A	87.1%	83.8%	87.6%

* This is based on patients treated on this contract for their most recent course of treatment. Figures in italics indicate the base number of FP17s or Patient Questionnaire responses are less than 100. N/A is shown where the base number of responses is less than 10 during the period. % is calculated as Quantity/Base number*100

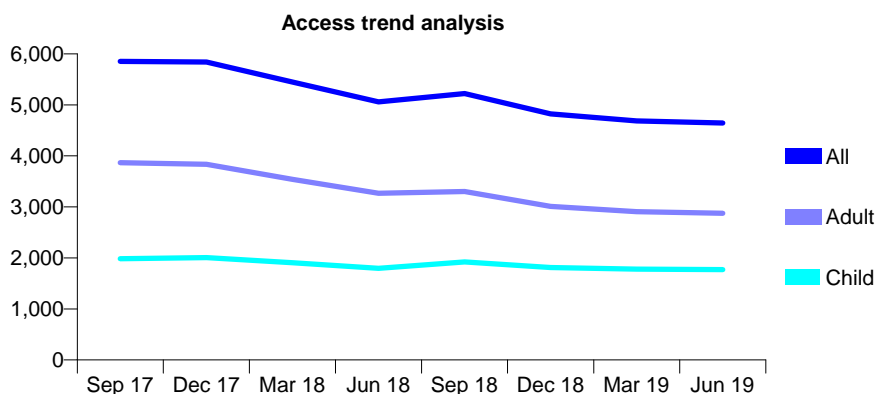
Q63 - Vital Signs At a Glance Contract Report for 163945/0001 - June 2019

Name or company name	Wandsworth Town Dental Practice Limited
Contract type name	GDS Contract
Purpose of contract	General
Contract start date	10/10/2011
Contract end date	

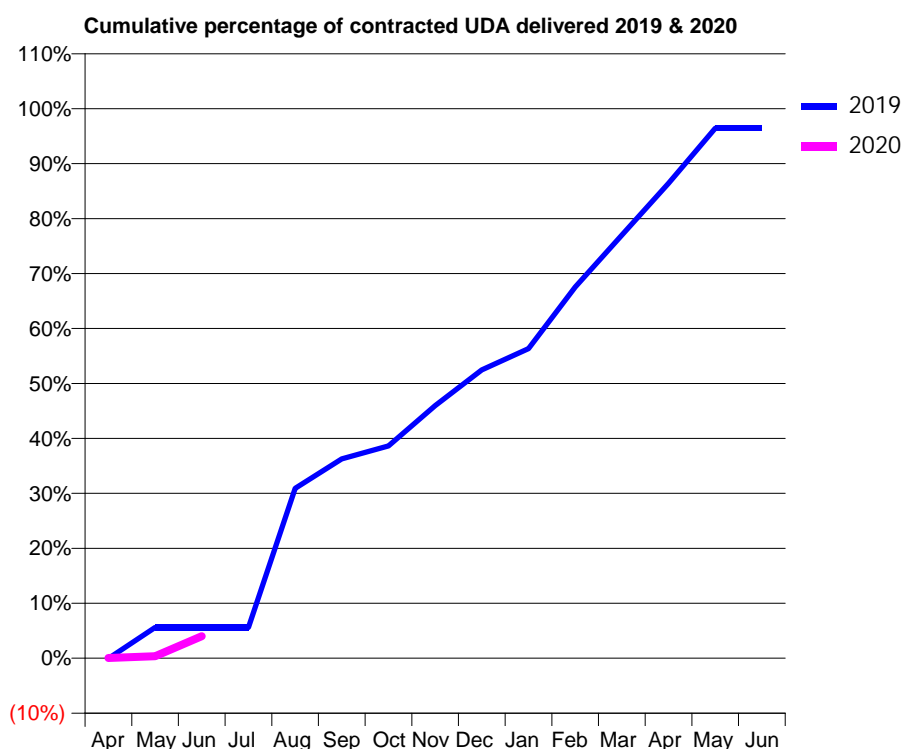
19/20 Contracted general activity (UDA)	18,500
Carry forward general activity (UDA)	0
19/20 Contracted orthodontic activity (UOA)	0
Carry forward orthodontic activity (UOA)	0
Baseline contract value	£540,826.27

ACCESS*

Patients seen in 24 months	Total	Change since previous quarter
Quarter ending June 2018	5,060	
Quarter ending September 2018	5,223	↑
Quarter ending December 2018	4,824	↓
Quarter ending March 2019	4,687	↓
Quarter ending June 2019	4,644	→
Variance since June 2018	(8.2%)	↓



ACTIVITY



Month	Adjusted Scheduled Activity (UDA)	
	2019	2020
April	-11	9
May	1,037	71
June	1,037	743
July	1,037	
August	5,721	
September	6,708	
October	7,149	
November	8,505	
December	9,707	
January	10,423	
February	12,498	
March	14,242	
April	15,990	
May	17,838	
June	17,838	

QUALITY

	Quantity	Base Number	Contract	AT	Region	England
% of FP17s for the same patient ID Re-attending within 3 months - Children	43	388	11.1%	10.2%	11.9%	11.4%
% of FP17s for the same patient ID Re-attending within 3 months - Adults	146	728	20.1%	15.5%	17.2%	15.4%
% of FP17s for the same patient ID Re-attending between 3 & 9 months - Children	86	388	22.2%	50.1%	49.8%	59.8%
% of FP17s for the same patient ID Re-attending between 3 & 9 months - Adults	131	728	18.0%	39.4%	39.5%	52.1%
% of FP17s for Band 1 Urgent Courses	92	245	37.6%	10.5%	11.2%	9.2%
% of FP17s Relating to Free Repair or Replacements	0	245	0.0%	0.6%	0.5%	0.7%
% of FP17s Relating to Continuations	0	245	0.0%	0.8%	0.7%	0.8%
% of Patients satisfied with the dentistry they have received	2	2	N/A	91.0%	90.6%	93.4%
% of Patients satisfied with the time they had to wait for an appointment	2	2	N/A	87.1%	83.8%	87.6%

* This is based on patients treated on this contract for their most recent course of treatment.

Figures in italics indicate the base number of FP17s or Patient Questionnaire responses are less than 100. N/A is shown where the base number of responses is less than 10 during the period. % is calculated as Quantity/Base number*100

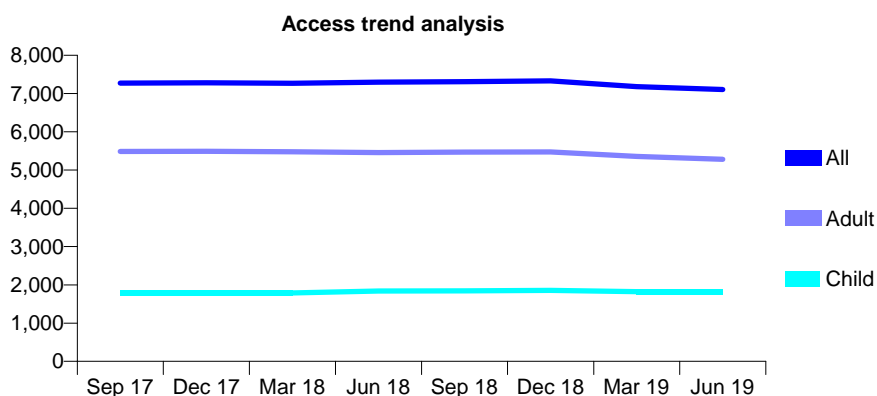
Q63 - Vital Signs At a Glance Contract Report for 164151/0001 - June 2019

Name or company name	The Crystal Palace Dental Centre
Contract type name	GDS Contract
Purpose of contract	General
Contract start date	01/04/2006
Contract end date	

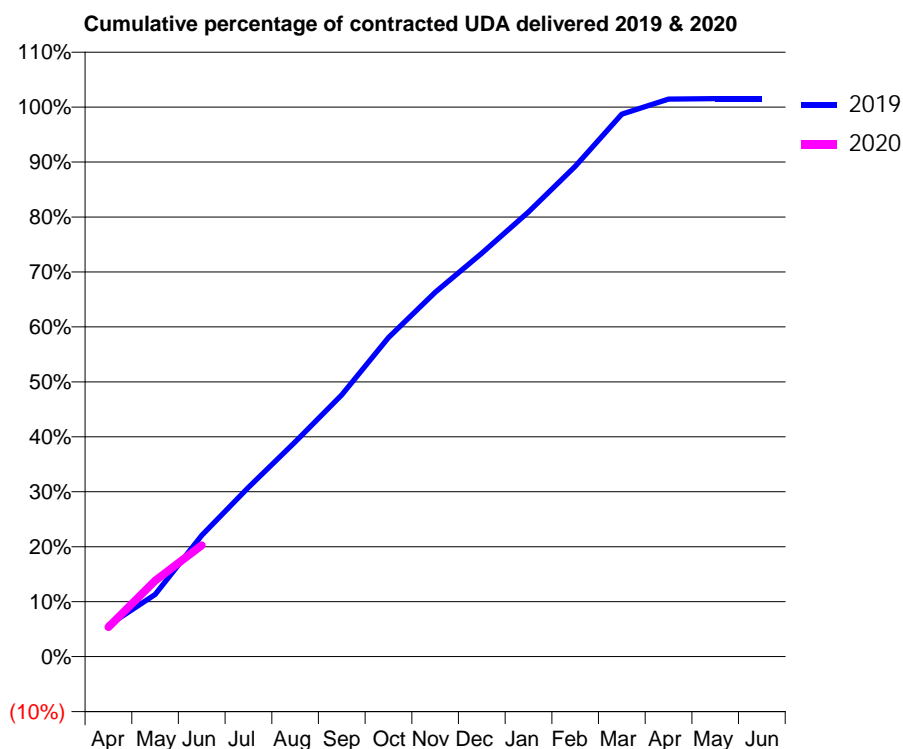
19/20 Contracted general activity (UDA)	16,490
Carry forward general activity (UDA)	0
19/20 Contracted orthodontic activity (UOA)	0
Carry forward orthodontic activity (UOA)	0
Baseline contract value	£472,774.64

ACCESS*

Patients seen in 24 months	Total	Change since previous quarter
Quarter ending June 2018	7,297	
Quarter ending September 2018	7,307	→
Quarter ending December 2018	7,331	→
Quarter ending March 2019	7,179	↓
Quarter ending June 2019	7,106	↓
Variance since June 2018	(2.6%)	↓



ACTIVITY



Month	Adjusted Scheduled Activity (UDA)	
	2019	2020
April	940	885
May	1,866	2,277
June	3,640	3,339
July	5,081	
August	6,445	
September	7,851	
October	9,574	
November	10,931	
December	12,101	
January	13,345	
February	14,713	
March	16,276	
April	16,728	
May	16,746	
June	16,743	

QUALITY

	Quantity	Base Number	Contract	AT	Region	England
% of FP17s for the same patient ID Re-attending within 3 months - Children	40	438	9.1%	10.2%	11.9%	11.4%
% of FP17s for the same patient ID Re-attending within 3 months - Adults	155	1,061	14.6%	15.5%	17.2%	15.4%
% of FP17s for the same patient ID Re-attending between 3 & 9 months - Children	147	438	33.6%	50.1%	49.8%	59.8%
% of FP17s for the same patient ID Re-attending between 3 & 9 months - Adults	313	1,061	29.5%	39.4%	39.5%	52.1%
% of FP17s for Band 1 Urgent Courses	184	1,344	13.7%	10.5%	11.2%	9.2%
% of FP17s Relating to Free Repair or Replacements	18	1,344	1.3%	0.6%	0.5%	0.7%
% of FP17s Relating to Continuations	5	1,344	0.4%	0.8%	0.7%	0.8%
% of Patients satisfied with the dentistry they have received	0	0	N/A	91.0%	90.6%	93.4%
% of Patients satisfied with the time they had to wait for an appointment	0	0	N/A	87.1%	83.8%	87.6%

* This is based on patients treated on this contract for their most recent course of treatment. Figures in italics indicate the base number of FP17s or Patient Questionnaire responses are less than 100. N/A is shown where the base number of responses is less than 10 during the period. % is calculated as Quantity/Base number*100

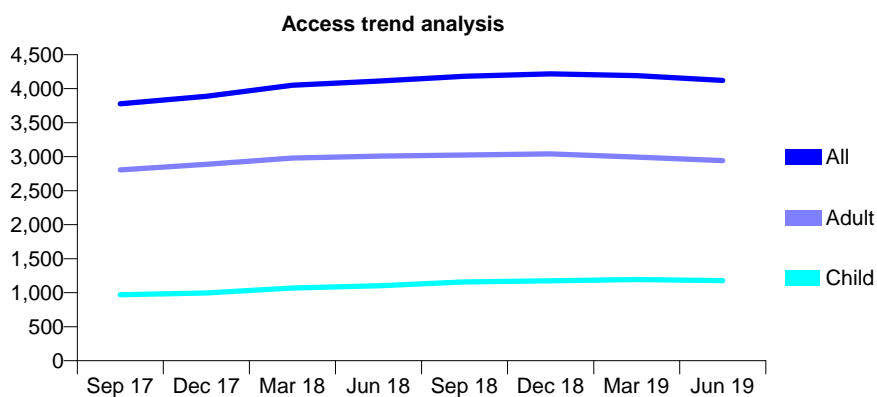
Q63 - Vital Signs At a Glance Contract Report for 164828/0001 - June 2019

Name or company name	2 Green Smile Ltd
Contract type name	GDS Contract
Purpose of contract	General
Contract start date	01/11/2015
Contract end date	

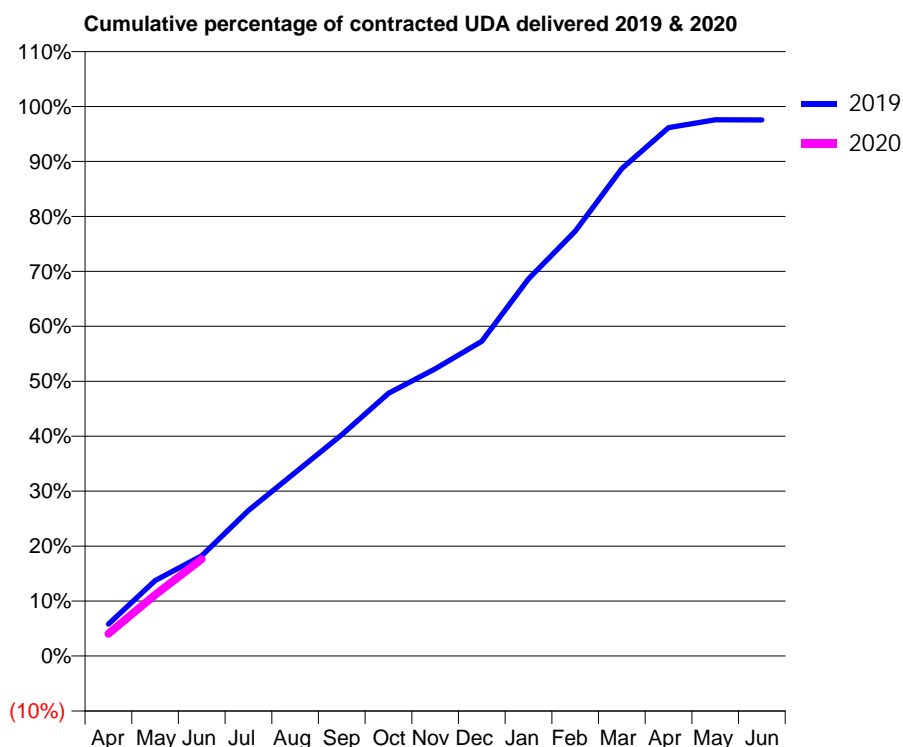
19/20 Contracted general activity (UDA)	7,750
Carry forward general activity (UDA)	0
19/20 Contracted orthodontic activity (UOA)	0
Carry forward orthodontic activity (UOA)	0
Baseline contract value	£206,450.61

ACCESS*

Patients seen in 24 months	Total	Change since previous quarter
Quarter ending June 2018	4,112	
Quarter ending September 2018	4,182	→
Quarter ending December 2018	4,217	→
Quarter ending March 2019	4,191	→
Quarter ending June 2019	4,120	↓
Variance since June 2018	0.2%	→



ACTIVITY



Month	Adjusted Scheduled Activity (UDA)	
	2019	2020
April	450	315
May	1,063	865
June	1,414	1,367
July	2,052	
August	2,588	
September	3,122	
October	3,705	
November	4,050	
December	4,438	
January	5,317	
February	5,990	
March	6,873	
April	7,452	
May	7,561	
June	7,560	

QUALITY

	Quantity	Base Number	Contract	AT	Region	England
% of FP17s for the same patient ID Re-attending within 3 months - Children	26	435	6.0%	10.2%	11.9%	11.4%
% of FP17s for the same patient ID Re-attending within 3 months - Adults	95	697	13.6%	15.5%	17.2%	15.4%
% of FP17s for the same patient ID Re-attending between 3 & 9 months - Children	204	435	46.9%	50.1%	49.8%	59.8%
% of FP17s for the same patient ID Re-attending between 3 & 9 months - Adults	181	697	26.0%	39.4%	39.5%	52.1%
% of FP17s for Band 1 Urgent Courses	81	725	11.2%	10.5%	11.2%	9.2%
% of FP17s Relating to Free Repair or Replacements	3	725	0.4%	0.6%	0.5%	0.7%
% of FP17s Relating to Continuations	3	725	0.4%	0.8%	0.7%	0.8%
% of Patients satisfied with the dentistry they have received	0	0	N/A	91.0%	90.6%	93.4%
% of Patients satisfied with the time they had to wait for an appointment	0	0	N/A	87.1%	83.8%	87.6%

* This is based on patients treated on this contract for their most recent course of treatment. Figures in italics indicate the base number of FP17s or Patient Questionnaire responses are less than 100. N/A is shown where the base number of responses is less than 10 during the period. % is calculated as Quantity/Base number*100

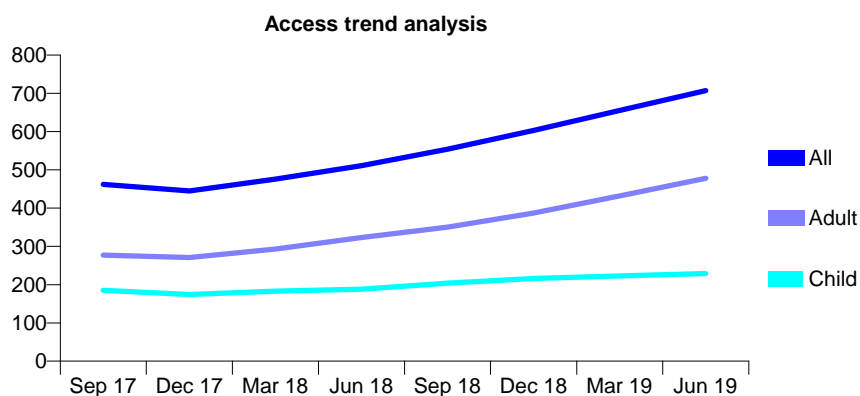
Q63 - Vital Signs At a Glance Contract Report for 164836/0001 - June 2019

Name or company name	R Mukherjee, P Gosai, D Patel, R Patel and
Contract type name	GDS Contract
Purpose of contract	General
Contract start date	10/03/2014
Contract end date	

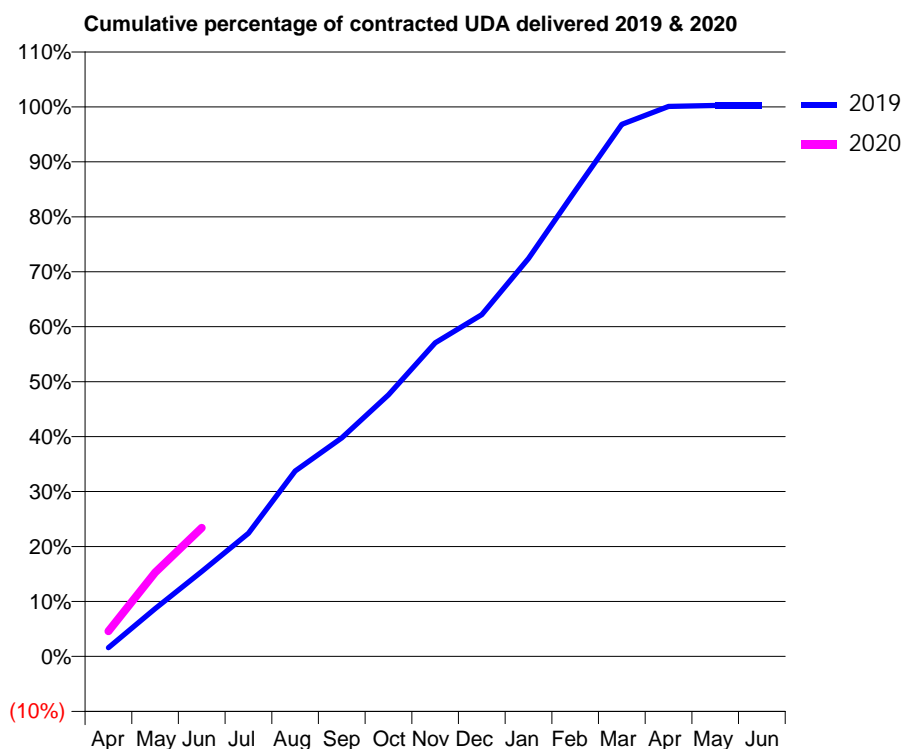
19/20 Contracted general activity (UDA)	1,605
Carry forward general activity (UDA)	0
19/20 Contracted orthodontic activity (UOA)	0
Carry forward orthodontic activity (UOA)	0
Baseline contract value	£34,920.62

ACCESS*

Patients seen in 24 months	Total	Change since previous quarter
Quarter ending June 2018	511	
Quarter ending September 2018	554	↑
Quarter ending December 2018	603	↑
Quarter ending March 2019	655	↑
Quarter ending June 2019	707	↑
Variance since June 2018	38.4%	↑



ACTIVITY



Adjusted Scheduled Activity (UDA)		
Month	2019	2020
April	26	74
May	140	245
June	248	376
July	360	
August	542	
September	638	
October	764	
November	916	
December	998	
January	1,162	
February	1,360	
March	1,554	
April	1,606	
May	1,609	
June	1,609	

QUALITY

	Quantity	Base Number	Contract	AT	Region	England
% of FP17s for the same patient ID Re-attending within 3 months - Children	14	101	13.9%	10.2%	11.9%	11.4%
% of FP17s for the same patient ID Re-attending within 3 months - Adults	19	152	12.5%	15.5%	17.2%	15.4%
% of FP17s for the same patient ID Re-attending between 3 & 9 months - Children	54	101	53.5%	50.1%	49.8%	59.8%
% of FP17s for the same patient ID Re-attending between 3 & 9 months - Adults	64	152	42.1%	39.4%	39.5%	52.1%
% of FP17s for Band 1 Urgent Courses	33	228	14.5%	10.5%	11.2%	9.2%
% of FP17s Relating to Free Repair or Replacements	3	228	1.3%	0.6%	0.5%	0.7%
% of FP17s Relating to Continuations	1	228	0.4%	0.8%	0.7%	0.8%
% of Patients satisfied with the dentistry they have received	0	0	N/A	91.0%	90.6%	93.4%
% of Patients satisfied with the time they had to wait for an appointment	0	0	N/A	87.1%	83.8%	87.6%

* This is based on patients treated on this contract for their most recent course of treatment. Figures in italics indicate the base number of FP17s or Patient Questionnaire responses are less than 100. N/A is shown where the base number of responses is less than 10 during the period. % is calculated as Quantity/Base number*100

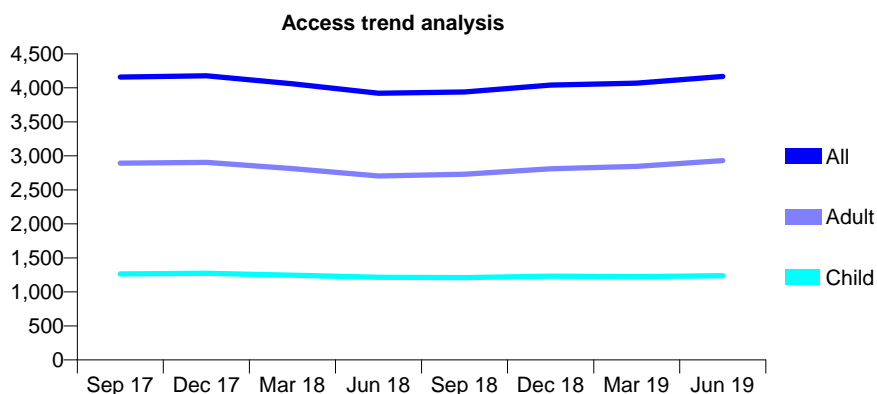
Q63 - Vital Signs At a Glance Contract Report for 164844/0001 - June 2019

Name or company name	Creekside Dental Practice
Contract type name	GDS Contract
Purpose of contract	General
Contract start date	01/04/2008
Contract end date	

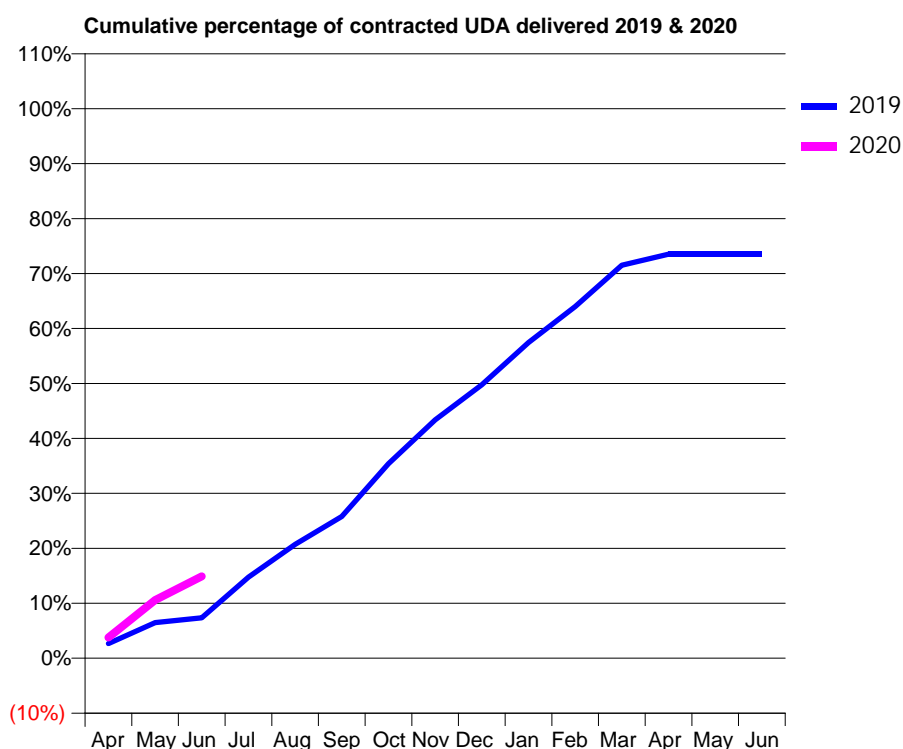
19/20 Contracted general activity (UDA)	19,957
Carry forward general activity (UDA)	0
19/20 Contracted orthodontic activity (UOA)	0
Carry forward orthodontic activity (UOA)	0
Baseline contract value	£575,471.03

ACCESS*

Patients seen in 24 months	Total	Change since previous quarter
Quarter ending June 2018	3,920	
Quarter ending September 2018	3,941	→
Quarter ending December 2018	4,042	↑
Quarter ending March 2019	4,070	→
Quarter ending June 2019	4,168	↑
Variance since June 2018	6.3%	↑



ACTIVITY



Month	2019	2020
April	546	753
May	1,336	2,116
June	1,517	2,978
July	3,033	
August	4,266	
September	5,303	
October	7,280	
November	8,925	
December	10,237	
January	11,819	
February	13,167	
March	14,709	
April	15,126	
May	15,126	
June	15,126	

QUALITY

	Quantity	Base Number	Contract	AT	Region	England
% of FP17s for the same patient ID Re-attending within 3 months - Children	34	318	10.7%	10.2%	11.9%	11.4%
% of FP17s for the same patient ID Re-attending within 3 months - Adults	178	825	21.6%	15.5%	17.2%	15.4%
% of FP17s for the same patient ID Re-attending between 3 & 9 months - Children	167	318	52.5%	50.1%	49.8%	59.8%
% of FP17s for the same patient ID Re-attending between 3 & 9 months - Adults	253	825	30.7%	39.4%	39.5%	52.1%
% of FP17s for Band 1 Urgent Courses	170	1,007	16.9%	10.5%	11.2%	9.2%
% of FP17s Relating to Free Repair or Replacements	4	1,007	0.4%	0.6%	0.5%	0.7%
% of FP17s Relating to Continuations	27	1,007	2.7%	0.8%	0.7%	0.8%
% of Patients satisfied with the dentistry they have received	3	3	N/A	91.0%	90.6%	93.4%
% of Patients satisfied with the time they had to wait for an appointment	3	3	N/A	87.1%	83.8%	87.6%

* This is based on patients treated on this contract for their most recent course of treatment.

Figures in italics indicate the base number of FP17s or Patient Questionnaire responses are less than 100. N/A is shown where the base number of responses is less than 10 during the period. % is calculated as Quantity/Base number*100

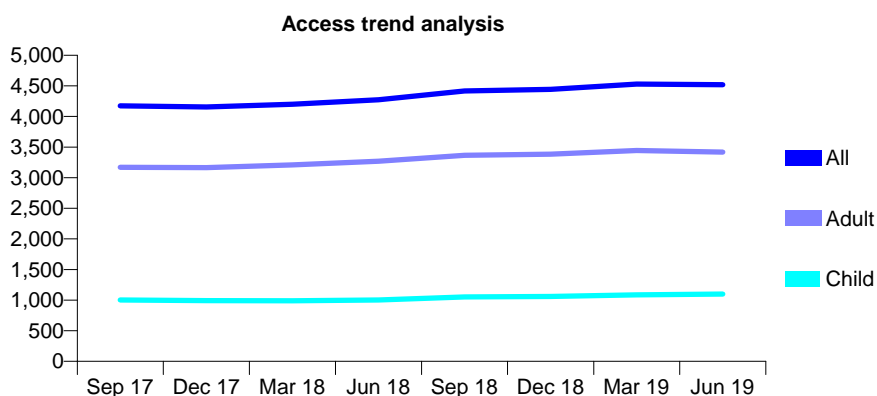
Q63 - Vital Signs At a Glance Contract Report for 166634/0001 - June 2019

Name or company name	Lancaster House Dental Practice
Contract type name	Pilot Contract
Purpose of contract	General and Orthodontic
Contract start date	01/04/2006
Contract end date	

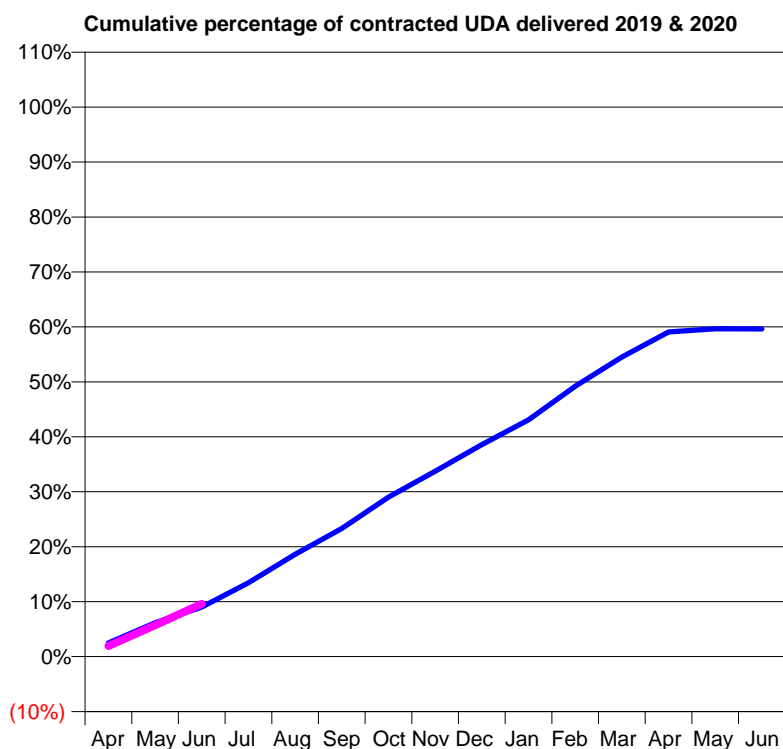
19/20 Contracted general activity (UDA)	14,290
Carry forward general activity (UDA)	0
19/20 Contracted orthodontic activity (UOA)	224
Carry forward orthodontic activity (UOA)	0
Baseline contract value	£401,562.70

ACCESS*

Patients seen in 24 months	Total	Change since previous quarter
Quarter ending June 2018	4,274	
Quarter ending September 2018	4,418	↑
Quarter ending December 2018	4,444	→
Quarter ending March 2019	4,529	→
Quarter ending June 2019	4,519	→
Variance since June 2018	5.7%	↑



ACTIVITY



Month	Adjusted Scheduled Activity (UDA)	
	2019	2020
April	356	275
May	880	820
June	1,287	1,370
July	1,923	
August	2,663	
September	3,330	
October	4,147	
November	4,823	
December	5,511	
January	6,158	
February	7,032	
March	7,792	
April	8,442	
May	8,525	
June	8,523	

QUALITY

	Quantity	Base Number	Contract	AT	Region	England
% of FP17s for the same patient ID Re-attending within 3 months - Children	32	360	8.9%	10.2%	11.9%	11.4%
% of FP17s for the same patient ID Re-attending within 3 months - Adults	96	799	12.0%	15.5%	17.2%	15.4%
% of FP17s for the same patient ID Re-attending between 3 & 9 months - Children	186	360	51.7%	50.1%	49.8%	59.8%
% of FP17s for the same patient ID Re-attending between 3 & 9 months - Adults	232	799	29.0%	39.4%	39.5%	52.1%
% of FP17s for Band 1 Urgent Courses	112	704	15.9%	10.5%	11.2%	9.2%
% of FP17s Relating to Free Repair or Replacements	0	704	0.0%	0.6%	0.5%	0.7%
% of FP17s Relating to Continuations	0	704	0.0%	0.8%	0.7%	0.8%
% of Patients satisfied with the dentistry they have received	3	3	N/A	91.0%	90.6%	93.4%
% of Patients satisfied with the time they had to wait for an appointment	3	3	N/A	87.1%	83.8%	87.6%

* This is based on patients treated on this contract for their most recent course of treatment. Figures in italics indicate the base number of FP17s or Patient Questionnaire responses are less than 100. N/A is shown where the base number of responses is less than 10 during the period. % is calculated as Quantity/Base number*100

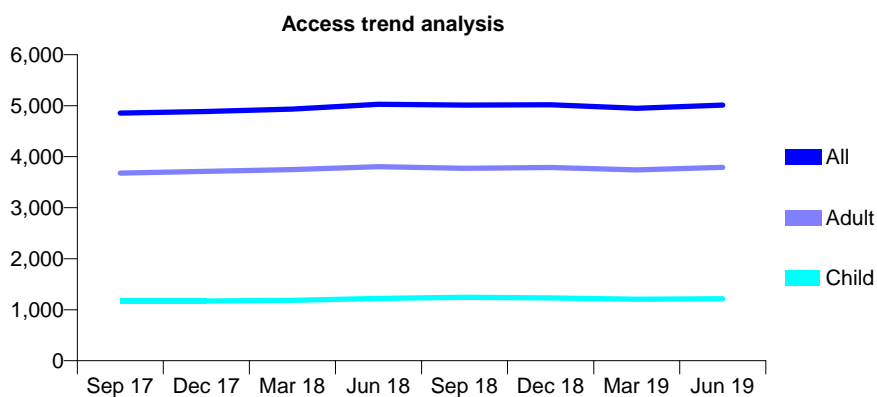
Q63 - Vital Signs At a Glance Contract Report for 167517/0001 - June 2019

Name or company name	HB Dental Practice Limited
Contract type name	GDS Contract
Purpose of contract	General
Contract start date	01/11/2009
Contract end date	

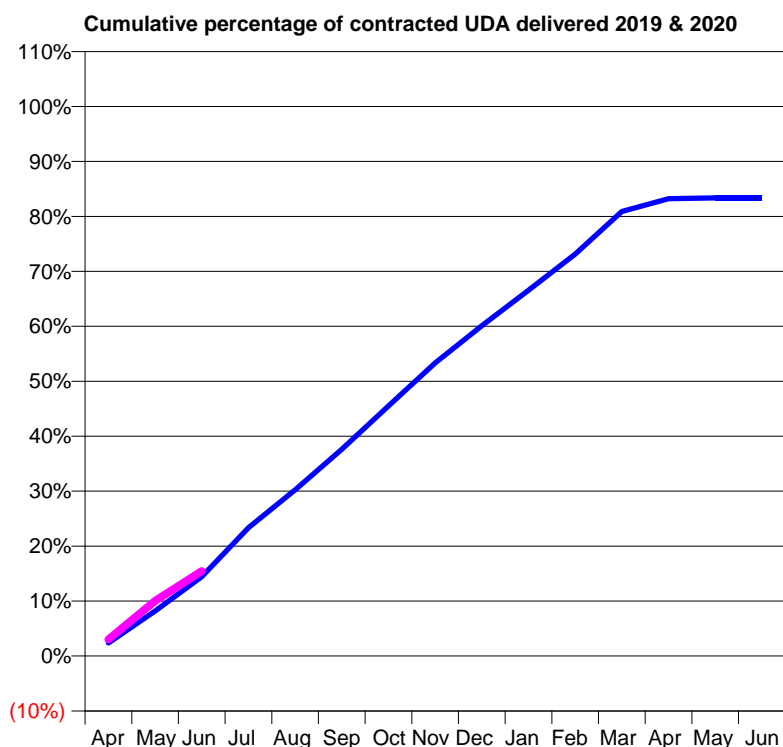
19/20 Contracted general activity (UDA)	20,586
Carry forward general activity (UDA)	0
19/20 Contracted orthodontic activity (UOA)	0
Carry forward orthodontic activity (UOA)	0
Baseline contract value	£503,463.33

ACCESS*

Patients seen in 24 months	Total	Change since previous quarter
Quarter ending June 2018	5,026	
Quarter ending September 2018	5,013	→
Quarter ending December 2018	5,017	→
Quarter ending March 2019	4,950	↓
Quarter ending June 2019	5,010	→
Variance since June 2018	(0.3%)	→



ACTIVITY



Month	Adjusted Scheduled Activity (UDA)	
	2019	2020
April	485	620
May	1,688	2,065
June	2,969	3,182
July	4,801	
August	6,229	
September	7,738	
October	9,369	
November	10,985	
December	12,370	
January	13,698	
February	15,053	
March	16,652	
April	17,132	
May	17,162	
June	17,164	

QUALITY

	Quantity	Base Number	Contract	AT	Region	England
% of FP17s for the same patient ID Re-attending within 3 months - Children	17	350	4.9%	10.2%	11.9%	11.4%
% of FP17s for the same patient ID Re-attending within 3 months - Adults	123	989	12.4%	15.5%	17.2%	15.4%
% of FP17s for the same patient ID Re-attending between 3 & 9 months - Children	164	350	46.9%	50.1%	49.8%	59.8%
% of FP17s for the same patient ID Re-attending between 3 & 9 months - Adults	403	989	40.7%	39.4%	39.5%	52.1%
% of FP17s for Band 1 Urgent Courses	108	1,156	9.3%	10.5%	11.2%	9.2%
% of FP17s Relating to Free Repair or Replacements	10	1,156	0.9%	0.6%	0.5%	0.7%
% of FP17s Relating to Continuations	23	1,156	2.0%	0.8%	0.7%	0.8%
% of Patients satisfied with the dentistry they have received	2	2	N/A	91.0%	90.6%	93.4%
% of Patients satisfied with the time they had to wait for an appointment	2	2	N/A	87.1%	83.8%	87.6%

* This is based on patients treated on this contract for their most recent course of treatment. Figures in italics indicate the base number of FP17s or Patient Questionnaire responses are less than 100. N/A is shown where the base number of responses is less than 10 during the period. % is calculated as Quantity/Base number*100

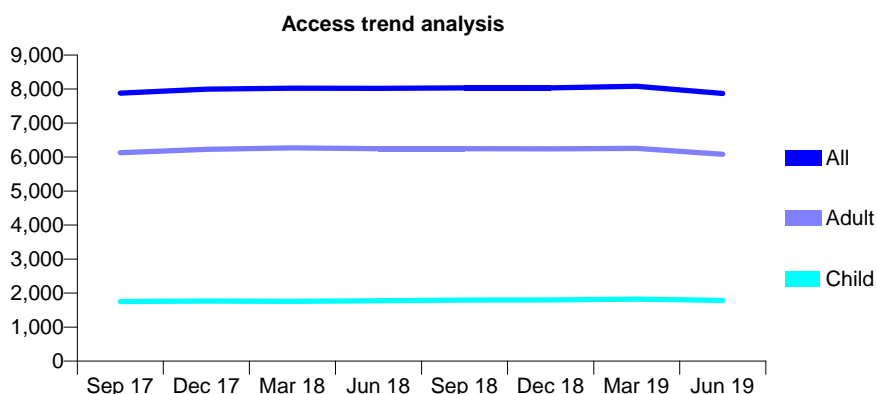
Q63 - Vital Signs At a Glance Contract Report for 168408/0001 - June 2019

Name or company name	Brixton Hill Dental Practice
Contract type name	GDS Contract
Purpose of contract	General
Contract start date	01/07/2014
Contract end date	

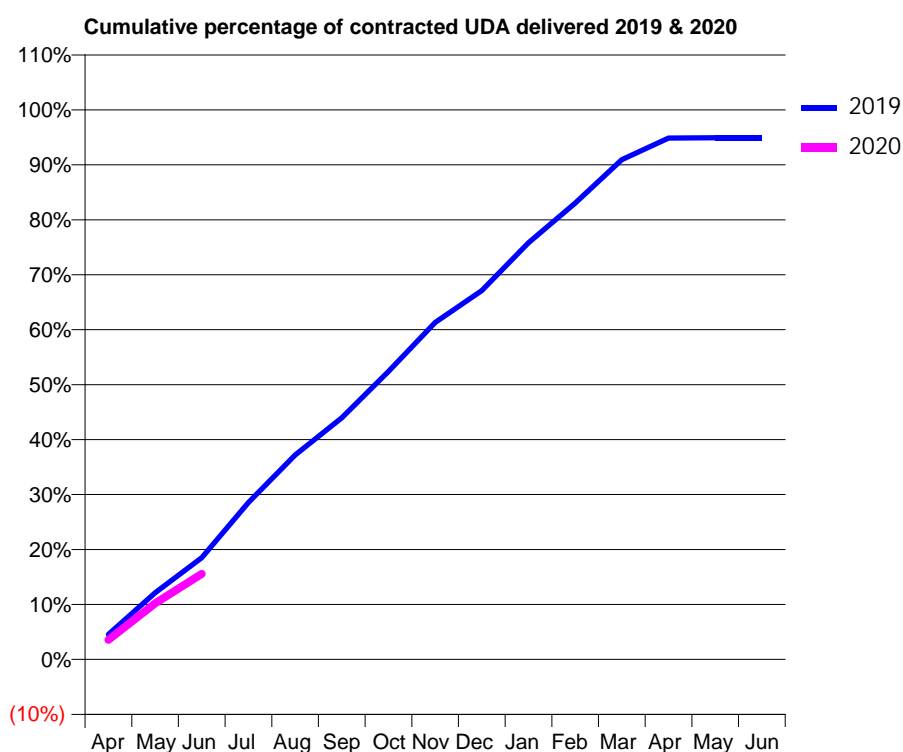
19/20 Contracted general activity (UDA)	35,407
Carry forward general activity (UDA)	0
19/20 Contracted orthodontic activity (UOA)	0
Carry forward orthodontic activity (UOA)	0
Baseline contract value	£1,192,099.42

ACCESS*

Patients seen in 24 months	Total	Change since previous quarter
Quarter ending June 2018	8,022	
Quarter ending September 2018	8,039	→
Quarter ending December 2018	8,039	→
Quarter ending March 2019	8,080	→
Quarter ending June 2019	7,873	↓
Variance since June 2018	(1.9%)	↓



ACTIVITY



Month	2019	2020
April	1,619	1,264
May	4,304	3,610
June	6,554	5,508
July	10,105	
August	13,173	
September	15,569	
October	18,554	
November	21,710	
December	23,761	
January	26,849	
February	29,404	
March	32,201	
April	33,595	
May	33,607	
June	33,607	

QUALITY

	Quantity	Base Number	Contract	AT	Region	England
% of FP17s for the same patient ID Re-attending within 3 months - Children	24	435	5.5%	10.2%	11.9%	11.4%
% of FP17s for the same patient ID Re-attending within 3 months - Adults	101	1,201	8.4%	15.5%	17.2%	15.4%
% of FP17s for the same patient ID Re-attending between 3 & 9 months - Children	198	435	45.5%	50.1%	49.8%	59.8%
% of FP17s for the same patient ID Re-attending between 3 & 9 months - Adults	444	1,201	37.0%	39.4%	39.5%	52.1%
% of FP17s for Band 1 Urgent Courses	117	1,367	8.6%	10.5%	11.2%	9.2%
% of FP17s Relating to Free Repair or Replacements	1	1,367	0.1%	0.6%	0.5%	0.7%
% of FP17s Relating to Continuations	24	1,367	1.8%	0.8%	0.7%	0.8%
% of Patients satisfied with the dentistry they have received	1	2	N/A	91.0%	90.6%	93.4%
% of Patients satisfied with the time they had to wait for an appointment	1	2	N/A	87.1%	83.8%	87.6%

* This is based on patients treated on this contract for their most recent course of treatment. Figures in italics indicate the base number of FP17s or Patient Questionnaire responses are less than 100. N/A is shown where the base number of responses is less than 10 during the period. % is calculated as Quantity/Base number*100

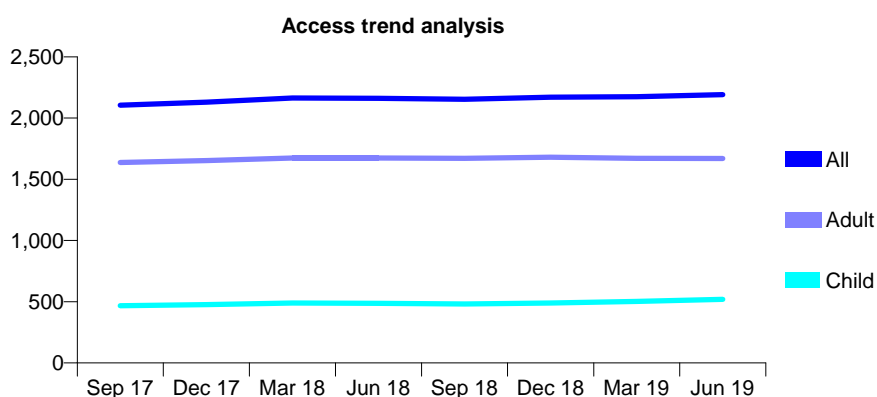
Q63 - Vital Signs At a Glance Contract Report for 168955/0001 - June 2019

Name or company name	Tolworth Rise Practice
Contract type name	GDS Contract
Purpose of contract	General
Contract start date	01/04/2009
Contract end date	

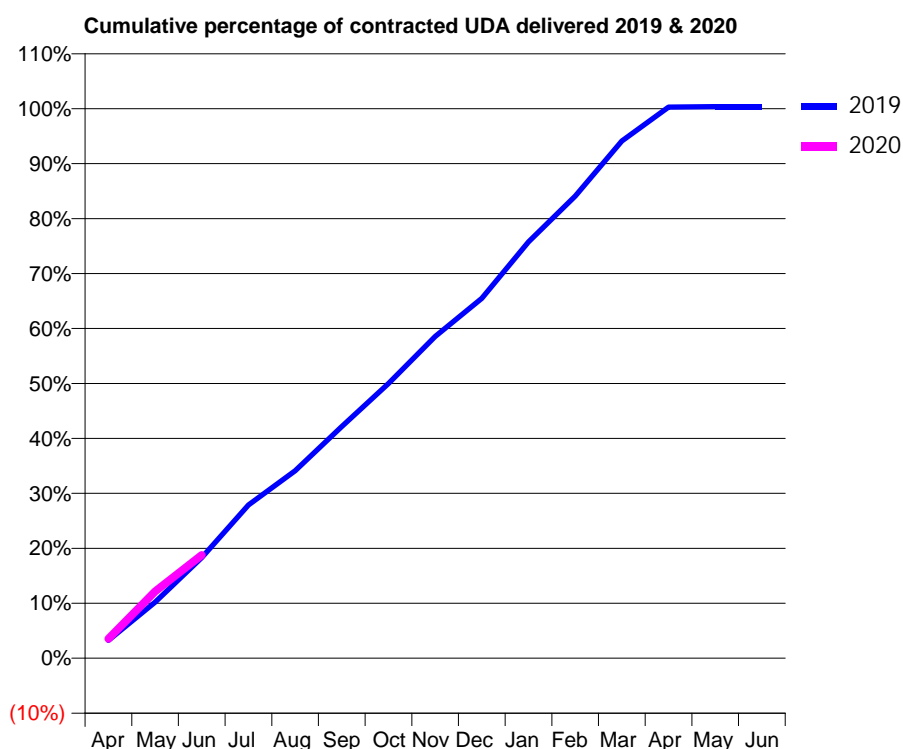
19/20 Contracted general activity (UDA)	6,000
Carry forward general activity (UDA)	0
19/20 Contracted orthodontic activity (UOA)	0
Carry forward orthodontic activity (UOA)	0
Baseline contract value	£139,696.51

ACCESS*

Patients seen in 24 months	Total	Change since previous quarter
Quarter ending June 2018	2,162	
Quarter ending September 2018	2,154	→
Quarter ending December 2018	2,170	→
Quarter ending March 2019	2,175	→
Quarter ending June 2019	2,191	→
Variance since June 2018	1.3%	→



ACTIVITY



Month	2019	2020
April	196	212
May	612	730
June	1,099	1,126
July	1,674	
August	2,048	
September	2,530	
October	3,000	
November	3,513	
December	3,928	
January	4,545	
February	5,045	
March	5,645	
April	6,017	
May	6,023	
June	6,023	

QUALITY

	Quantity	Base Number	Contract	AT	Region	England
% of FP17s for the same patient ID Re-attending within 3 months - Children	8	168	4.8%	10.2%	11.9%	11.4%
% of FP17s for the same patient ID Re-attending within 3 months - Adults	78	632	12.3%	15.5%	17.2%	15.4%
% of FP17s for the same patient ID Re-attending between 3 & 9 months - Children	90	168	53.6%	50.1%	49.8%	59.8%
% of FP17s for the same patient ID Re-attending between 3 & 9 months - Adults	414	632	65.5%	39.4%	39.5%	52.1%
% of FP17s for Band 1 Urgent Courses	18	643	2.8%	10.5%	11.2%	9.2%
% of FP17s Relating to Free Repair or Replacements	12	643	1.9%	0.6%	0.5%	0.7%
% of FP17s Relating to Continuations	11	643	1.7%	0.8%	0.7%	0.8%
% of Patients satisfied with the dentistry they have received	1	1	N/A	91.0%	90.6%	93.4%
% of Patients satisfied with the time they had to wait for an appointment	1	1	N/A	87.1%	83.8%	87.6%

* This is based on patients treated on this contract for their most recent course of treatment.

Figures in italics indicate the base number of FP17s or Patient Questionnaire responses are less than 100. N/A is shown where the base number of responses is less than 10 during the period. % is calculated as Quantity/Base number*100

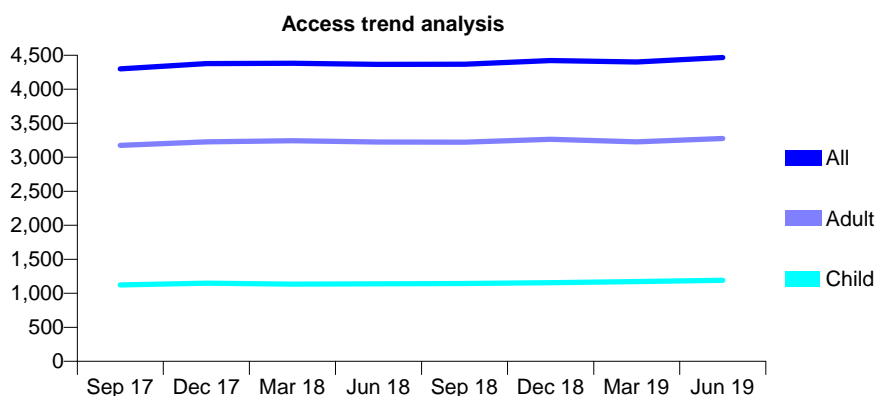
Q63 - Vital Signs At a Glance Contract Report for 170267/0001 - June 2019

Name or company name	Ramani Dental Practice
Contract type name	GDS Contract
Purpose of contract	General
Contract start date	01/04/2006
Contract end date	

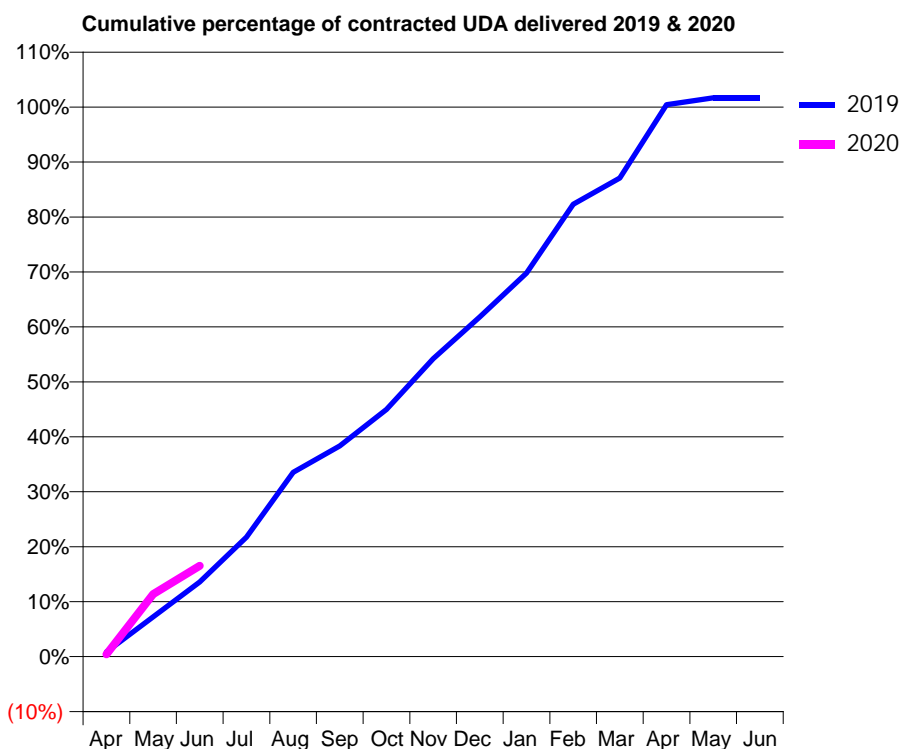
19/20 Contracted general activity (UDA)	10,000
Carry forward general activity (UDA)	0
19/20 Contracted orthodontic activity (UOA)	0
Carry forward orthodontic activity (UOA)	0
Baseline contract value	£267,136.67

ACCESS*

Patients seen in 24 months	Total	Change since previous quarter
Quarter ending June 2018	4,365	
Quarter ending September 2018	4,367	→
Quarter ending December 2018	4,422	→
Quarter ending March 2019	4,400	→
Quarter ending June 2019	4,468	→
Variance since June 2018	2.4%	↑



ACTIVITY



Month	Adjusted Scheduled Activity (UDA)	
	2019	2020
April	86	42
May	724	1,136
June	1,360	1,654
July	2,174	
August	3,352	
September	3,832	
October	4,499	
November	5,422	
December	6,183	
January	6,980	
February	8,231	
March	8,707	
April	10,044	
May	10,170	
June	10,169	

QUALITY

	Quantity	Base Number	Contract	AT	Region	England
% of FP17s for the same patient ID Re-attending within 3 months - Children	48	500	9.6%	10.2%	11.9%	11.4%
% of FP17s for the same patient ID Re-attending within 3 months - Adults	190	1,161	16.4%	15.5%	17.2%	15.4%
% of FP17s for the same patient ID Re-attending between 3 & 9 months - Children	199	500	39.8%	50.1%	49.8%	59.8%
% of FP17s for the same patient ID Re-attending between 3 & 9 months - Adults	373	1,161	32.1%	39.4%	39.5%	52.1%
% of FP17s for Band 1 Urgent Courses	120	842	14.3%	10.5%	11.2%	9.2%
% of FP17s Relating to Free Repair or Replacements	11	842	1.3%	0.6%	0.5%	0.7%
% of FP17s Relating to Continuations	4	842	0.5%	0.8%	0.7%	0.8%
% of Patients satisfied with the dentistry they have received	2	3	N/A	91.0%	90.6%	93.4%
% of Patients satisfied with the time they had to wait for an appointment	3	3	N/A	87.1%	83.8%	87.6%

* This is based on patients treated on this contract for their most recent course of treatment. Figures in italics indicate the base number of FP17s or Patient Questionnaire responses are less than 100. N/A is shown where the base number of responses is less than 10 during the period. % is calculated as Quantity/Base number*100

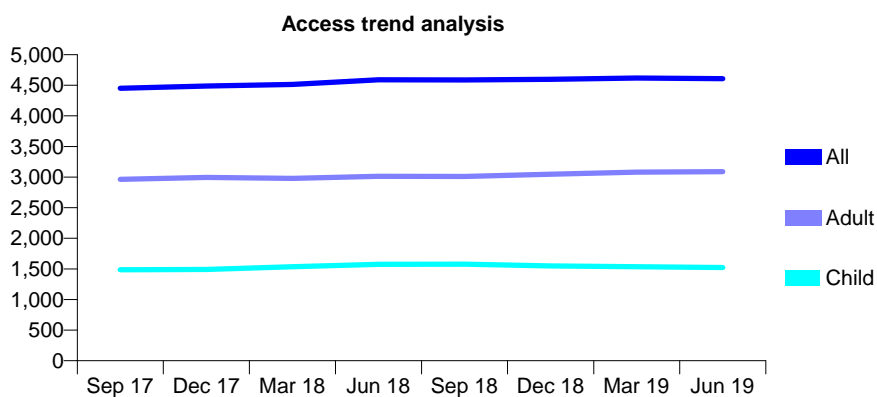
Q63 - Vital Signs At a Glance Contract Report for 170453/0001 - June 2019

Name or company name	The Lacey Dental Practice Partnership.
Contract type name	GDS Contract
Purpose of contract	General
Contract start date	01/06/2012
Contract end date	

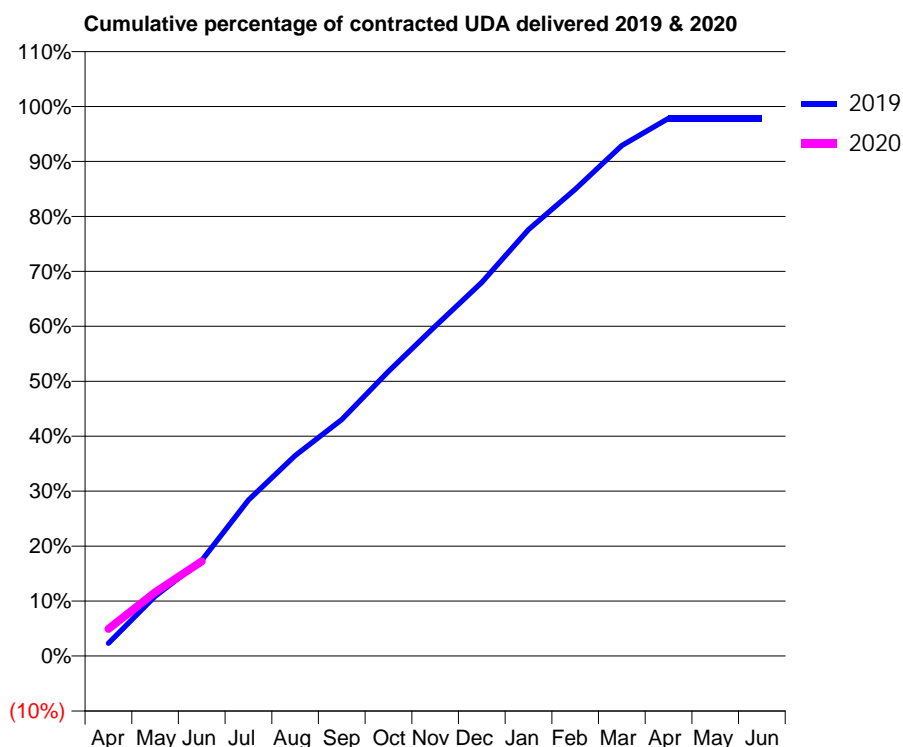
19/20 Contracted general activity (UDA)	13,310
Carry forward general activity (UDA)	0
19/20 Contracted orthodontic activity (UOA)	0
Carry forward orthodontic activity (UOA)	0
Baseline contract value	£442,133.06

ACCESS*

Patients seen in 24 months	Total	Change since previous quarter
Quarter ending June 2018	4,590	
Quarter ending September 2018	4,588	→
Quarter ending December 2018	4,598	→
Quarter ending March 2019	4,618	→
Quarter ending June 2019	4,609	→
Variance since June 2018	0.4%	→



ACTIVITY



Month	Adjusted Scheduled Activity (UDA)	
	2019	2020
April	310	656
May	1,449	1,545
June	2,317	2,293
July	3,777	
August	4,855	
September	5,728	
October	6,894	
November	7,986	
December	9,048	
January	10,329	
February	11,304	
March	12,362	
April	13,022	
May	13,021	
June	13,021	

QUALITY

	Quantity	Base Number	Contract	AT	Region	England
% of FP17s for the same patient ID Re-attending within 3 months - Children	35	408	8.6%	10.2%	11.9%	11.4%
% of FP17s for the same patient ID Re-attending within 3 months - Adults	118	730	16.2%	15.5%	17.2%	15.4%
% of FP17s for the same patient ID Re-attending between 3 & 9 months - Children	189	408	46.3%	50.1%	49.8%	59.8%
% of FP17s for the same patient ID Re-attending between 3 & 9 months - Adults	232	730	31.8%	39.4%	39.5%	52.1%
% of FP17s for Band 1 Urgent Courses	105	899	11.7%	10.5%	11.2%	9.2%
% of FP17s Relating to Free Repair or Replacements	0	899	0.0%	0.6%	0.5%	0.7%
% of FP17s Relating to Continuations	10	899	1.1%	0.8%	0.7%	0.8%
% of Patients satisfied with the dentistry they have received	0	0	N/A	91.0%	90.6%	93.4%
% of Patients satisfied with the time they had to wait for an appointment	0	0	N/A	87.1%	83.8%	87.6%

* This is based on patients treated on this contract for their most recent course of treatment. Figures in italics indicate the base number of FP17s or Patient Questionnaire responses are less than 100. N/A is shown where the base number of responses is less than 10 during the period. % is calculated as Quantity/Base number*100

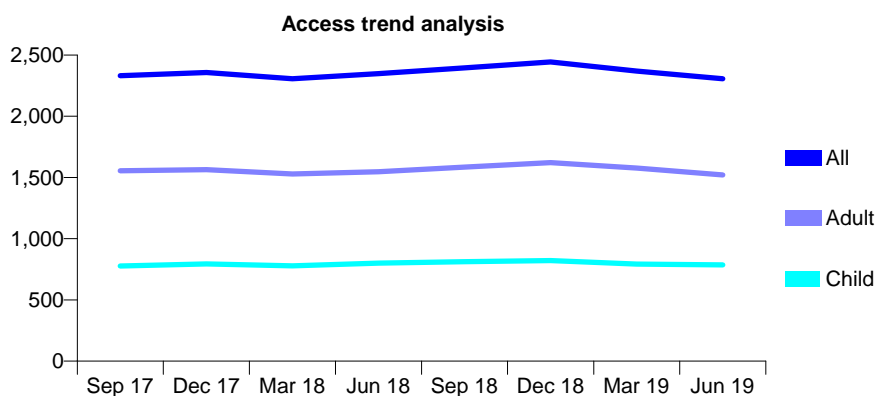
Q63 - Vital Signs At a Glance Contract Report for 170763/0001 - June 2019

Name or company name	MR R MAYOR
Contract type name	GDS Contract
Purpose of contract	General
Contract start date	01/12/2015
Contract end date	

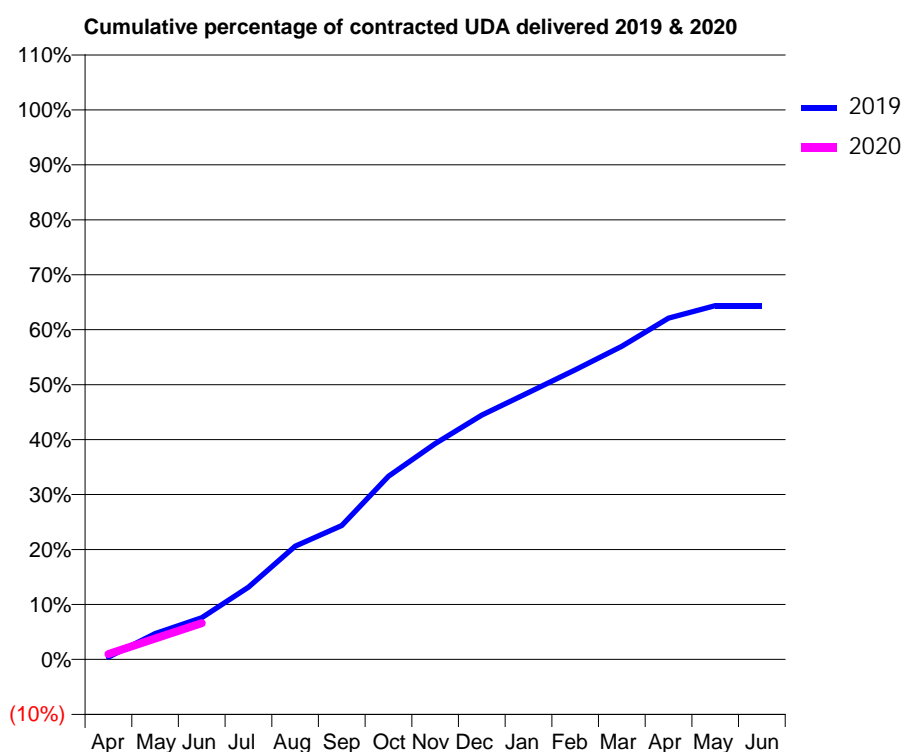
19/20 Contracted general activity (UDA)	10,000
Carry forward general activity (UDA)	0
19/20 Contracted orthodontic activity (UOA)	0
Carry forward orthodontic activity (UOA)	0
Baseline contract value	£266,044.69

ACCESS*

Patients seen in 24 months	Total	Change since previous quarter
Quarter ending June 2018	2,348	
Quarter ending September 2018	2,396	↑
Quarter ending December 2018	2,444	↑
Quarter ending March 2019	2,370	↓
Quarter ending June 2019	2,307	↓
Variance since June 2018	(1.7%)	↓



ACTIVITY



Month	2019	2020
April	41	98
May	469	381
June	759	662
July	1,317	
August	2,060	
September	2,436	
October	3,333	
November	3,928	
December	4,444	
January	4,857	
February	5,269	
March	5,698	
April	6,212	
May	6,438	
June	6,438	

QUALITY

	Quantity	Base Number	Contract	AT	Region	England
% of FP17s for the same patient ID Re-attending within 3 months - Children	9	154	5.8%	10.2%	11.9%	11.4%
% of FP17s for the same patient ID Re-attending within 3 months - Adults	51	362	14.1%	15.5%	17.2%	15.4%
% of FP17s for the same patient ID Re-attending between 3 & 9 months - Children	37	154	24.0%	50.1%	49.8%	59.8%
% of FP17s for the same patient ID Re-attending between 3 & 9 months - Adults	111	362	30.7%	39.4%	39.5%	52.1%
% of FP17s for Band 1 Urgent Courses	17	279	6.1%	10.5%	11.2%	9.2%
% of FP17s Relating to Free Repair or Replacements	3	279	1.1%	0.6%	0.5%	0.7%
% of FP17s Relating to Continuations	3	279	1.1%	0.8%	0.7%	0.8%
% of Patients satisfied with the dentistry they have received	0	0	N/A	91.0%	90.6%	93.4%
% of Patients satisfied with the time they had to wait for an appointment	0	0	N/A	87.1%	83.8%	87.6%

* This is based on patients treated on this contract for their most recent course of treatment. Figures in italics indicate the base number of FP17s or Patient Questionnaire responses are less than 100. N/A is shown where the base number of responses is less than 10 during the period. % is calculated as Quantity/Base number*100

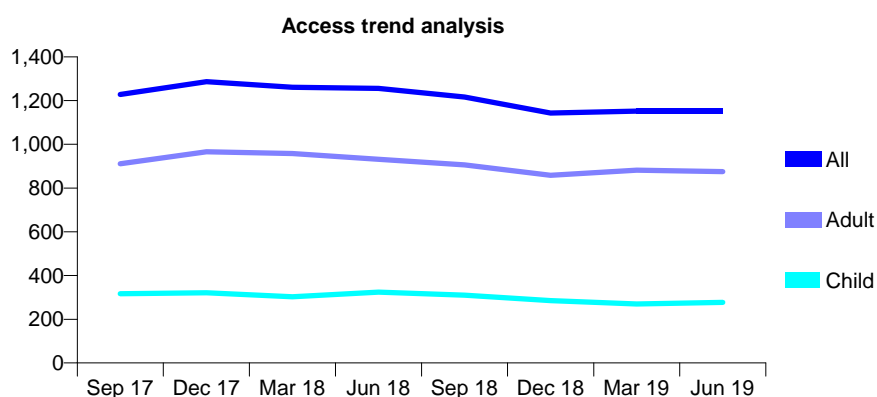
Q63 - Vital Signs At a Glance Contract Report for 170763/0002 - June 2019

Name or company name	MR R MAYOR
Contract type name	GDS Contract
Purpose of contract	General
Contract start date	01/12/2015
Contract end date	

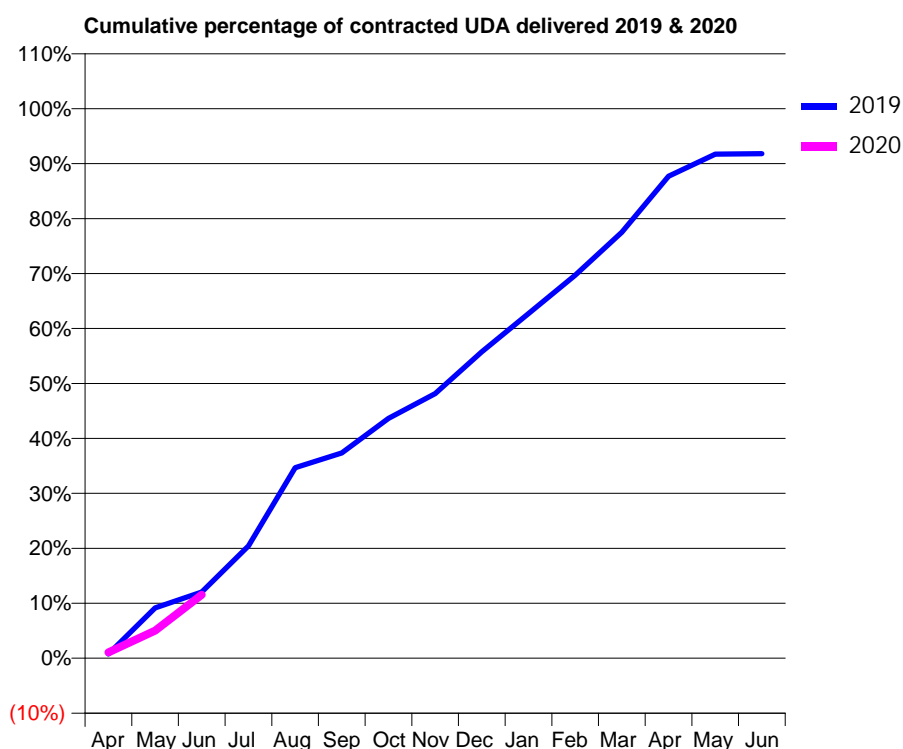
19/20 Contracted general activity (UDA)	3,099
Carry forward general activity (UDA)	0
19/20 Contracted orthodontic activity (UOA)	0
Carry forward orthodontic activity (UOA)	0
Baseline contract value	£82,447.25

ACCESS*

Patients seen in 24 months	Total	Change since previous quarter
Quarter ending June 2018	1,256	
Quarter ending September 2018	1,216	↓
Quarter ending December 2018	1,143	↓
Quarter ending March 2019	1,152	→
Quarter ending June 2019	1,152	→
Variance since June 2018	(8.3%)	↓



ACTIVITY



Month	2019	2020
April	24	33
May	284	156
June	373	358
July	633	
August	1,074	
September	1,158	
October	1,352	
November	1,492	
December	1,728	
January	1,943	
February	2,160	
March	2,402	
April	2,718	
May	2,843	
June	2,846	

QUALITY

	Quantity	Base Number	Contract	AT	Region	England
% of FP17s for the same patient ID Re-attending within 3 months - Children	2	61	3.3%	10.2%	11.9%	11.4%
% of FP17s for the same patient ID Re-attending within 3 months - Adults	29	233	12.4%	15.5%	17.2%	15.4%
% of FP17s for the same patient ID Re-attending between 3 & 9 months - Children	10	61	16.4%	50.1%	49.8%	59.8%
% of FP17s for the same patient ID Re-attending between 3 & 9 months - Adults	48	233	20.6%	39.4%	39.5%	52.1%
% of FP17s for Band 1 Urgent Courses	13	164	7.9%	10.5%	11.2%	9.2%
% of FP17s Relating to Free Repair or Replacements	3	164	1.8%	0.6%	0.5%	0.7%
% of FP17s Relating to Continuations	0	164	0.0%	0.8%	0.7%	0.8%
% of Patients satisfied with the dentistry they have received	0	0	N/A	91.0%	90.6%	93.4%
% of Patients satisfied with the time they had to wait for an appointment	0	0	N/A	87.1%	83.8%	87.6%

* This is based on patients treated on this contract for their most recent course of treatment.

Figures in italics indicate the base number of FP17s or Patient Questionnaire responses are less than 100. N/A is shown where the base number of responses is less than 10 during the period. % is calculated as Quantity/Base number*100

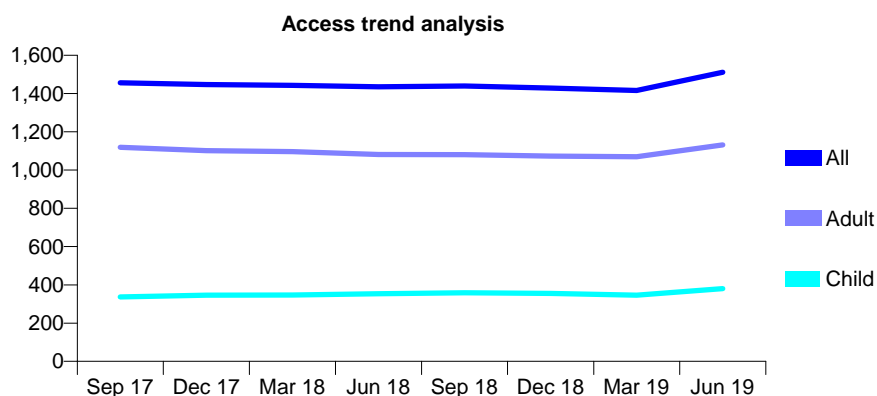
Q63 - Vital Signs At a Glance Contract Report for 170798/0001 - June 2019

Name or company name	Mrs S Patel
Contract type name	GDS Contract
Purpose of contract	General
Contract start date	01/08/2015
Contract end date	

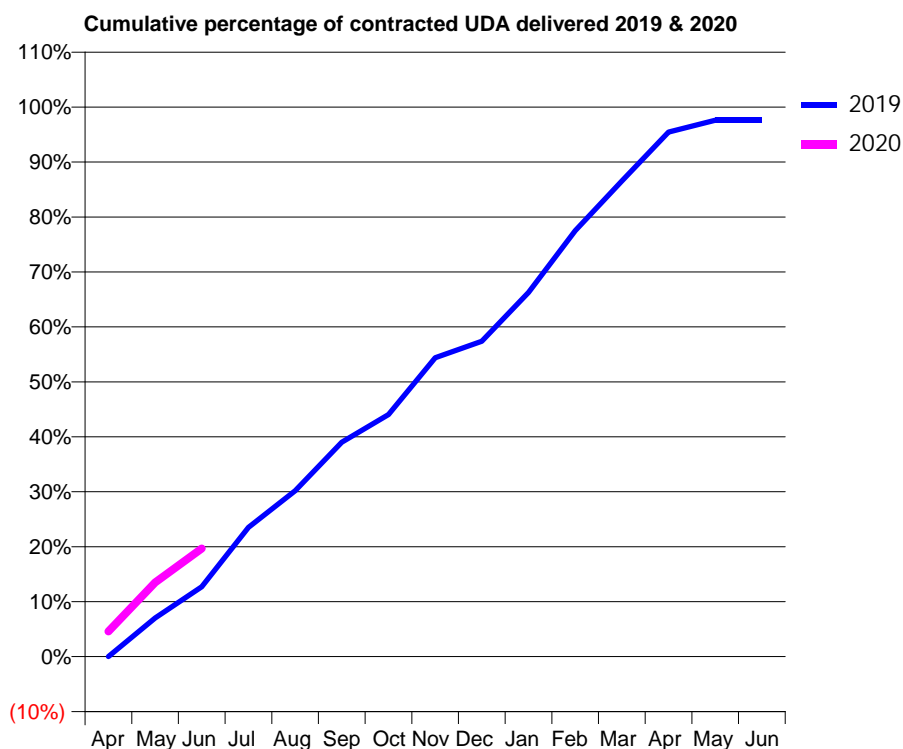
19/20 Contracted general activity (UDA)	3,534
Carry forward general activity (UDA)	0
19/20 Contracted orthodontic activity (UOA)	0
Carry forward orthodontic activity (UOA)	0
Baseline contract value	£90,593.49

ACCESS*

Patients seen in 24 months	Total	Change since previous quarter
Quarter ending June 2018	1,435	
Quarter ending September 2018	1,439	→
Quarter ending December 2018	1,428	→
Quarter ending March 2019	1,416	→
Quarter ending June 2019	1,511	↑
Variance since June 2018	5.3%	↑



ACTIVITY



Month	Adjusted Scheduled Activity (UDA)	
	2019	2020
April	0	162
May	248	477
June	449	695
July	832	
August	1,067	
September	1,379	
October	1,557	
November	1,922	
December	2,027	
January	2,342	
February	2,739	
March	3,058	
April	3,373	
May	3,449	
June	3,449	

QUALITY

	Quantity	Base Number	Contract	AT	Region	England
% of FP17s for the same patient ID Re-attending within 3 months - Children	1	103	1.0%	10.2%	11.9%	11.4%
% of FP17s for the same patient ID Re-attending within 3 months - Adults	36	385	9.4%	15.5%	17.2%	15.4%
% of FP17s for the same patient ID Re-attending between 3 & 9 months - Children	38	103	36.9%	50.1%	49.8%	59.8%
% of FP17s for the same patient ID Re-attending between 3 & 9 months - Adults	165	385	42.9%	39.4%	39.5%	52.1%
% of FP17s for Band 1 Urgent Courses	29	345	8.4%	10.5%	11.2%	9.2%
% of FP17s Relating to Free Repair or Replacements	1	345	0.3%	0.6%	0.5%	0.7%
% of FP17s Relating to Continuations	3	345	0.9%	0.8%	0.7%	0.8%
% of Patients satisfied with the dentistry they have received	0	0	N/A	91.0%	90.6%	93.4%
% of Patients satisfied with the time they had to wait for an appointment	0	0	N/A	87.1%	83.8%	87.6%

* This is based on patients treated on this contract for their most recent course of treatment. Figures in italics indicate the base number of FP17s or Patient Questionnaire responses are less than 100. N/A is shown where the base number of responses is less than 10 during the period. % is calculated as Quantity/Base number*100

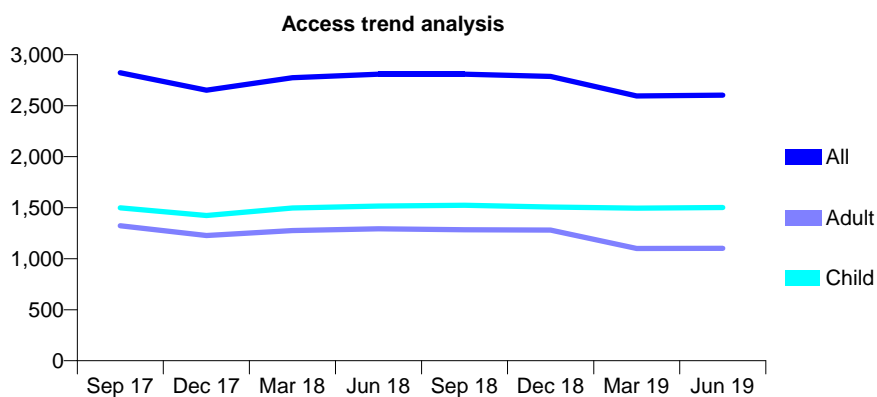
Q63 - Vital Signs At a Glance Contract Report for 170933/0001 - June 2019

Name or company name	Vijay Vithani, Varsha Vithani and Keya Vithani
Contract type name	GDS Contract
Purpose of contract	General
Contract start date	01/04/2011
Contract end date	

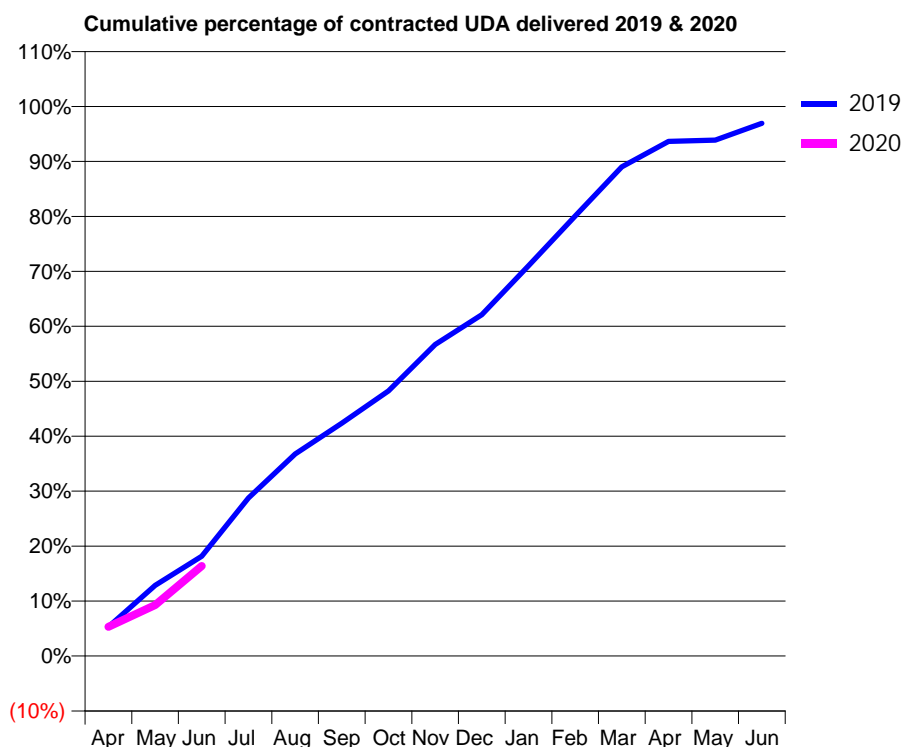
19/20 Contracted general activity (UDA)	7,449
Carry forward general activity (UDA)	0
19/20 Contracted orthodontic activity (UOA)	0
Carry forward orthodontic activity (UOA)	0
Baseline contract value	£183,560.77

ACCESS*

Patients seen in 24 months	Total	Change since previous quarter
Quarter ending June 2018	2,809	
Quarter ending September 2018	2,808	→
Quarter ending December 2018	2,786	→
Quarter ending March 2019	2,596	↓
Quarter ending June 2019	2,603	→
Variance since June 2018	(7.3%)	↓



ACTIVITY



Month	Adjusted Scheduled Activity (UDA)	
	2019	2020
April	397	397
May	958	691
June	1,354	1,221
July	2,142	
August	2,739	
September	3,156	
October	3,595	
November	4,224	
December	4,627	
January	5,290	
February	5,965	
March	6,631	
April	6,975	
May	6,993	
June	7,221	

QUALITY

	Quantity	Base Number	Contract	AT	Region	England
% of FP17s for the same patient ID Re-attending within 3 months - Children	69	602	11.5%	10.2%	11.9%	11.4%
% of FP17s for the same patient ID Re-attending within 3 months - Adults	109	349	31.2%	15.5%	17.2%	15.4%
% of FP17s for the same patient ID Re-attending between 3 & 9 months - Children	360	602	59.8%	50.1%	49.8%	59.8%
% of FP17s for the same patient ID Re-attending between 3 & 9 months - Adults	133	349	38.1%	39.4%	39.5%	52.1%
% of FP17s for Band 1 Urgent Courses	30	666	4.5%	10.5%	11.2%	9.2%
% of FP17s Relating to Free Repair or Replacements	0	666	0.0%	0.6%	0.5%	0.7%
% of FP17s Relating to Continuations	2	666	0.3%	0.8%	0.7%	0.8%
% of Patients satisfied with the dentistry they have received	0	0	N/A	91.0%	90.6%	93.4%
% of Patients satisfied with the time they had to wait for an appointment	0	0	N/A	87.1%	83.8%	87.6%

* This is based on patients treated on this contract for their most recent course of treatment. Figures in italics indicate the base number of FP17s or Patient Questionnaire responses are less than 100. N/A is shown where the base number of responses is less than 10 during the period. % is calculated as Quantity/Base number*100

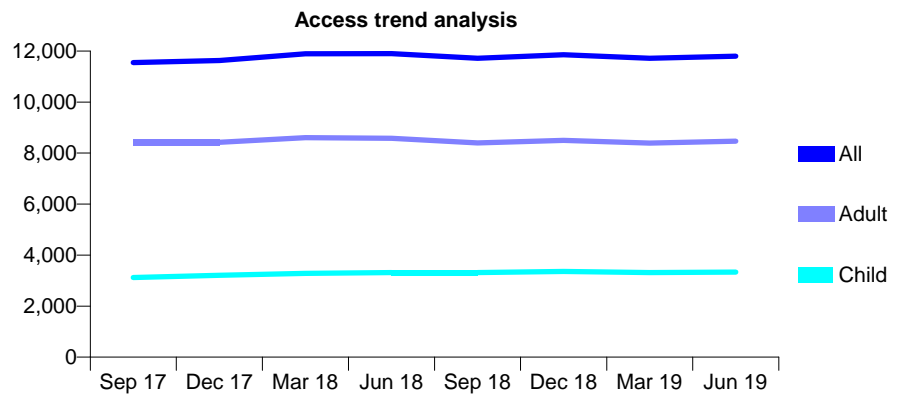
Q63 - Vital Signs At a Glance Contract Report for 171662/0001 - June 2019

Name or company name	Mr R Cutts & Miss A Patel
Contract type name	GDS Contract
Purpose of contract	General
Contract start date	01/04/2010
Contract end date	

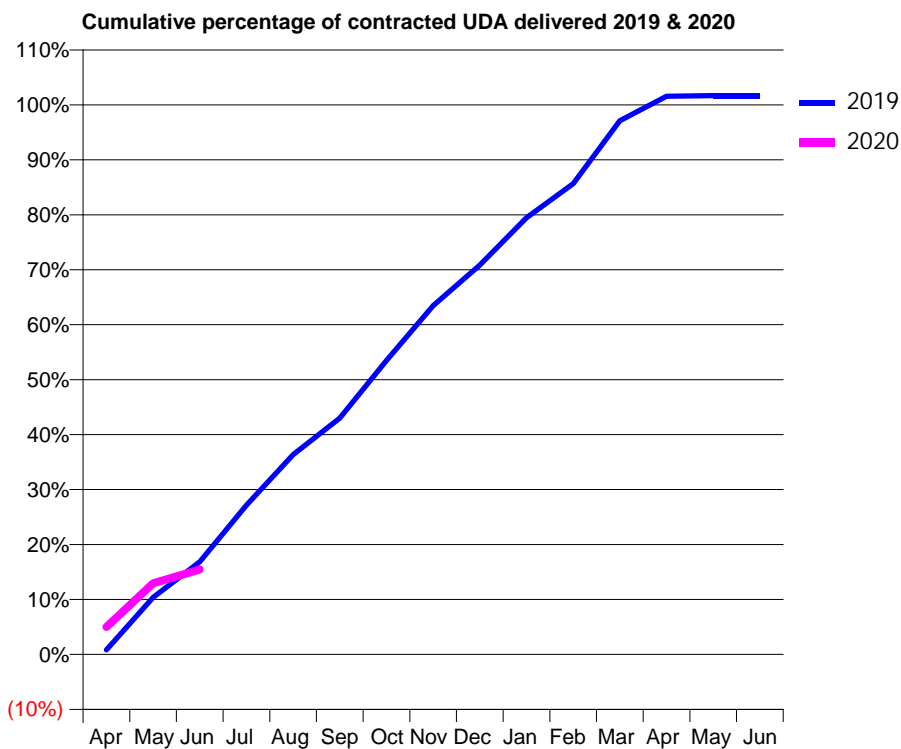
19/20 Contracted general activity (UDA)	23,250
Carry forward general activity (UDA)	0
19/20 Contracted orthodontic activity (UOA)	0
Carry forward orthodontic activity (UOA)	0
Baseline contract value	£665,635.31

ACCESS*

Patients seen in 24 months	Total	Change since previous quarter
Quarter ending June 2018	11,899	
Quarter ending September 2018	11,717	↓
Quarter ending December 2018	11,857	→
Quarter ending March 2019	11,715	↓
Quarter ending June 2019	11,801	→
Variance since June 2018	(0.8%)	→



ACTIVITY



Month	2019	2020
April	195	1,160
May	2,417	3,010
June	3,921	3,589
July	6,316	
August	8,455	
September	9,998	
October	12,431	
November	14,754	
December	16,473	
January	18,474	
February	19,921	
March	22,578	
April	23,614	
May	23,645	
June	23,643	

QUALITY

	Quantity	Base Number	Contract	AT	Region	England
% of FP17s for the same patient ID Re-attending within 3 months - Children	73	988	7.4%	10.2%	11.9%	11.4%
% of FP17s for the same patient ID Re-attending within 3 months - Adults	261	1,968	13.3%	15.5%	17.2%	15.4%
% of FP17s for the same patient ID Re-attending between 3 & 9 months - Children	567	988	57.4%	50.1%	49.8%	59.8%
% of FP17s for the same patient ID Re-attending between 3 & 9 months - Adults	851	1,968	43.2%	39.4%	39.5%	52.1%
% of FP17s for Band 1 Urgent Courses	238	2,124	11.2%	10.5%	11.2%	9.2%
% of FP17s Relating to Free Repair or Replacements	3	2,124	0.1%	0.6%	0.5%	0.7%
% of FP17s Relating to Continuations	4	2,124	0.2%	0.8%	0.7%	0.8%
% of Patients satisfied with the dentistry they have received	4	4	N/A	91.0%	90.6%	93.4%
% of Patients satisfied with the time they had to wait for an appointment	3	4	N/A	87.1%	83.8%	87.6%

* This is based on patients treated on this contract for their most recent course of treatment. Figures in italics indicate the base number of FP17s or Patient Questionnaire responses are less than 100. N/A is shown where the base number of responses is less than 10 during the period. % is calculated as Quantity/Base number*100

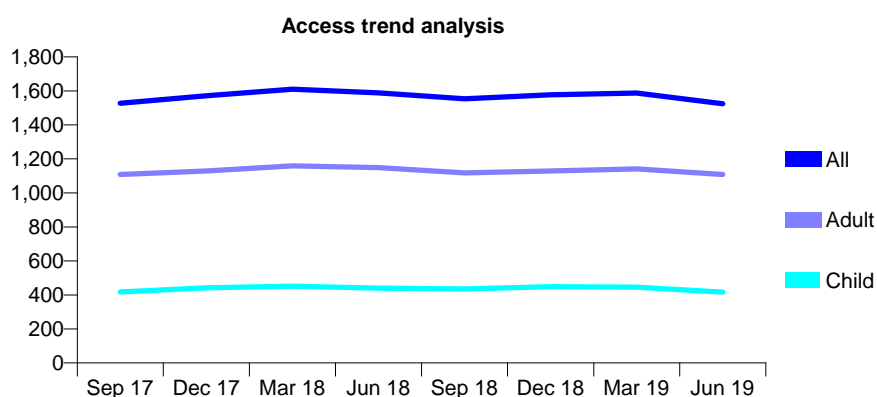
Q63 - Vital Signs At a Glance Contract Report for 171735/0001 - June 2019

Name or company name	SNS Dental Practice
Contract type name	GDS Contract
Purpose of contract	General
Contract start date	01/09/2008
Contract end date	

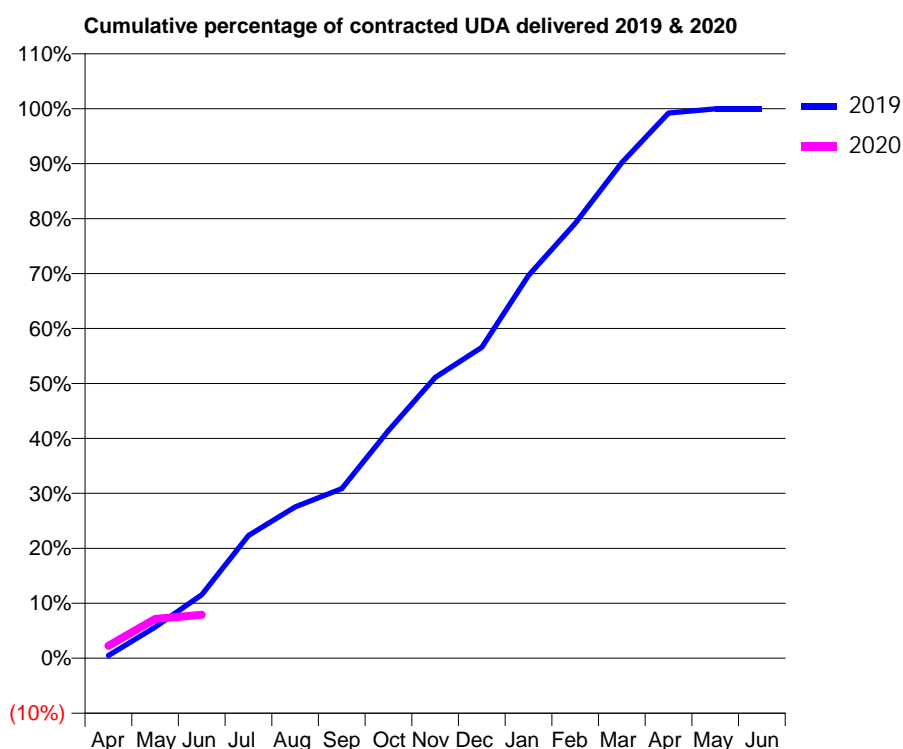
19/20 Contracted general activity (UDA)	5,500
Carry forward general activity (UDA)	0
19/20 Contracted orthodontic activity (UOA)	0
Carry forward orthodontic activity (UOA)	0
Baseline contract value	£192,712.82

ACCESS*

Patients seen in 24 months	Total	Change since previous quarter
Quarter ending June 2018	1,589	
Quarter ending September 2018	1,553	↓
Quarter ending December 2018	1,577	→
Quarter ending March 2019	1,587	→
Quarter ending June 2019	1,524	↓
Variance since June 2018	(4.1%)	↓



ACTIVITY



Month	2019	2020
April	28	125
May	311	393
June	635	435
July	1,229	
August	1,514	
September	1,698	
October	2,278	
November	2,810	
December	3,111	
January	3,831	
February	4,352	
March	4,959	
April	5,456	
May	5,498	
June	5,498	

QUALITY

	Quantity	Base Number	Contract	AT	Region	England
% of FP17s for the same patient ID Re-attending within 3 months - Children	6	84	7.1%	10.2%	11.9%	11.4%
% of FP17s for the same patient ID Re-attending within 3 months - Adults	74	259	28.6%	15.5%	17.2%	15.4%
% of FP17s for the same patient ID Re-attending between 3 & 9 months - Children	32	84	38.1%	50.1%	49.8%	59.8%
% of FP17s for the same patient ID Re-attending between 3 & 9 months - Adults	78	259	30.1%	39.4%	39.5%	52.1%
% of FP17s for Band 1 Urgent Courses	56	176	31.8%	10.5%	11.2%	9.2%
% of FP17s Relating to Free Repair or Replacements	1	176	0.6%	0.6%	0.5%	0.7%
% of FP17s Relating to Continuations	0	176	0.0%	0.8%	0.7%	0.8%
% of Patients satisfied with the dentistry they have received	0	0	N/A	91.0%	90.6%	93.4%
% of Patients satisfied with the time they had to wait for an appointment	0	0	N/A	87.1%	83.8%	87.6%

* This is based on patients treated on this contract for their most recent course of treatment.

Figures in italics indicate the base number of FP17s or Patient Questionnaire responses are less than 100. N/A is shown where the base number of responses is less than 10 during the period. % is calculated as Quantity/Base number*100

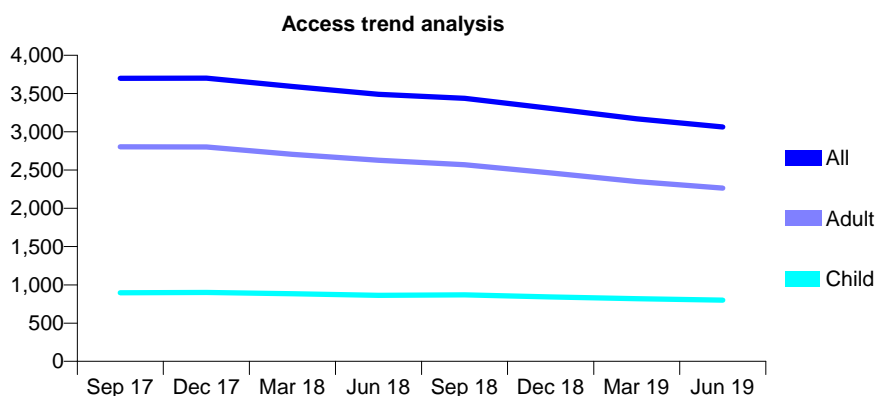
Q63 - Vital Signs At a Glance Contract Report for 171832/0001 - June 2019

Name or company name	S Cowley, R Ingham and J Angelo
Contract type name	GDS Contract
Purpose of contract	General
Contract start date	01/06/2014
Contract end date	

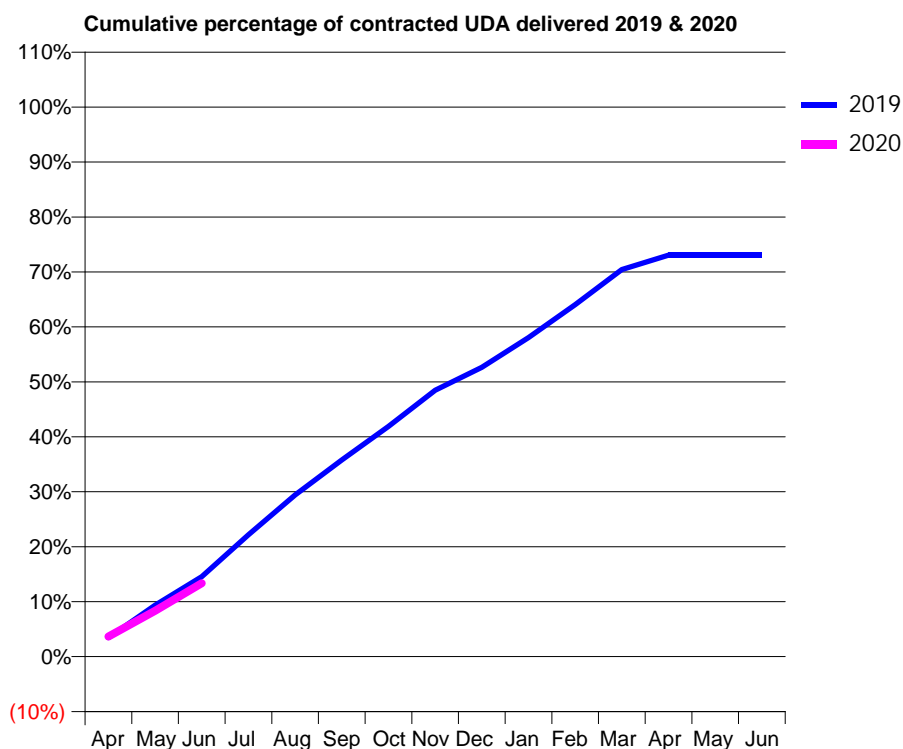
19/20 Contracted general activity (UDA)	16,550
Carry forward general activity (UDA)	0
19/20 Contracted orthodontic activity (UOA)	0
Carry forward orthodontic activity (UOA)	0
Baseline contract value	£536,620.60

ACCESS*

Patients seen in 24 months	Total	Change since previous quarter
Quarter ending June 2018	3,490	
Quarter ending September 2018	3,438	↓
Quarter ending December 2018	3,305	↓
Quarter ending March 2019	3,169	↓
Quarter ending June 2019	3,063	↓
Variance since June 2018	(12.2%)	↓



ACTIVITY



Month	Adjusted Scheduled Activity (UDA)	
	2019	2020
April	572	604
May	1,549	1,378
June	2,408	2,212
July	3,674	
August	4,868	
September	5,921	
October	6,936	
November	8,021	
December	8,712	
January	9,609	
February	10,600	
March	11,656	
April	12,091	
May	12,091	
June	12,091	

QUALITY

	Quantity	Base Number	Contract	AT	Region	England
% of FP17s for the same patient ID Re-attending within 3 months - Children	19	256	7.4%	10.2%	11.9%	11.4%
% of FP17s for the same patient ID Re-attending within 3 months - Adults	69	518	13.3%	15.5%	17.2%	15.4%
% of FP17s for the same patient ID Re-attending between 3 & 9 months - Children	126	256	49.2%	50.1%	49.8%	59.8%
% of FP17s for the same patient ID Re-attending between 3 & 9 months - Adults	176	518	34.0%	39.4%	39.5%	52.1%
% of FP17s for Band 1 Urgent Courses	102	657	15.5%	10.5%	11.2%	9.2%
% of FP17s Relating to Free Repair or Replacements	3	657	0.5%	0.6%	0.5%	0.7%
% of FP17s Relating to Continuations	10	657	1.5%	0.8%	0.7%	0.8%
% of Patients satisfied with the dentistry they have received	0	1	N/A	91.0%	90.6%	93.4%
% of Patients satisfied with the time they had to wait for an appointment	1	1	N/A	87.1%	83.8%	87.6%

* This is based on patients treated on this contract for their most recent course of treatment. Figures in italics indicate the base number of FP17s or Patient Questionnaire responses are less than 100. N/A is shown where the base number of responses is less than 10 during the period. % is calculated as Quantity/Base number*100

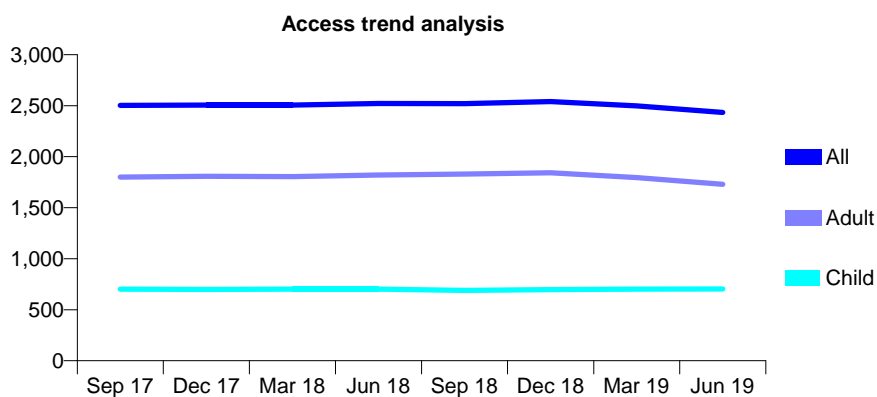
Q63 - Vital Signs At a Glance Contract Report for 171883/0001 - June 2019

Name or company name	Preventive Dental Practice
Contract type name	GDS Contract
Purpose of contract	General
Contract start date	01/11/2014
Contract end date	

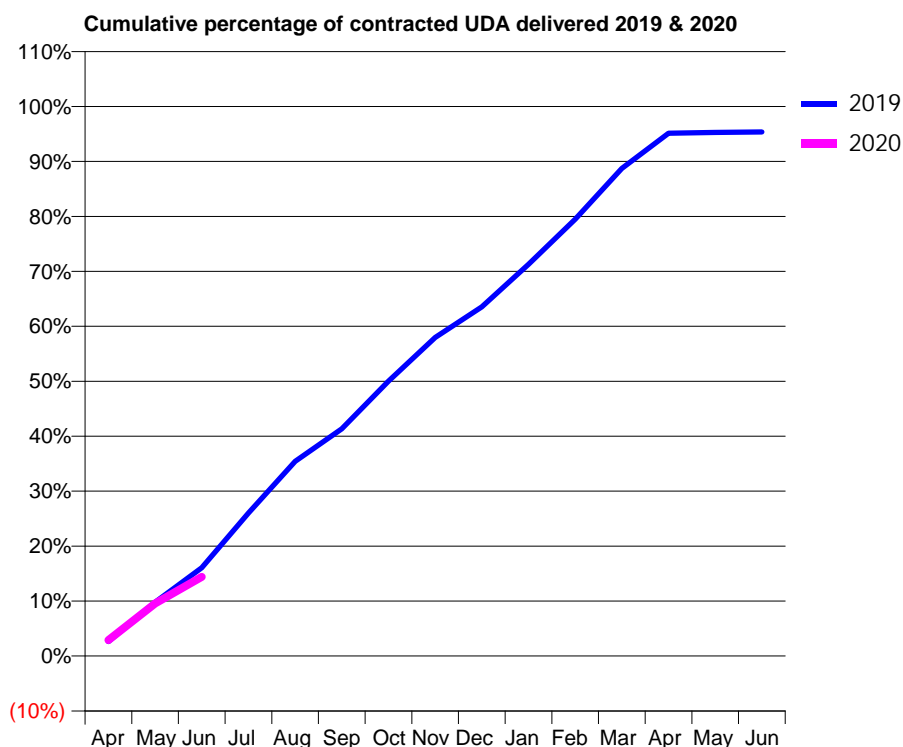
19/20 Contracted general activity (UDA)	10,832
Carry forward general activity (UDA)	0
19/20 Contracted orthodontic activity (UOA)	0
Carry forward orthodontic activity (UOA)	0
Baseline contract value	£277,435.72

ACCESS*

Patients seen in 24 months	Total	Change since previous quarter
Quarter ending June 2018	2,521	
Quarter ending September 2018	2,519	→
Quarter ending December 2018	2,541	→
Quarter ending March 2019	2,499	↓
Quarter ending June 2019	2,433	↓
Variance since June 2018	(3.5%)	↓



ACTIVITY



Month	Adjusted Scheduled Activity (UDA)	
	2019	2020
April	285	315
May	1,062	1,036
June	1,740	1,561
July	2,820	
August	3,836	
September	4,479	
October	5,419	
November	6,278	
December	6,881	
January	7,720	
February	8,609	
March	9,611	
April	10,306	
May	10,322	
June	10,328	

QUALITY

	Quantity	Base Number	Contract	AT	Region	England
% of FP17s for the same patient ID Re-attending within 3 months - Children	13	209	6.2%	10.2%	11.9%	11.4%
% of FP17s for the same patient ID Re-attending within 3 months - Adults	29	378	7.7%	15.5%	17.2%	15.4%
% of FP17s for the same patient ID Re-attending between 3 & 9 months - Children	96	209	45.9%	50.1%	49.8%	59.8%
% of FP17s for the same patient ID Re-attending between 3 & 9 months - Adults	190	378	50.3%	39.4%	39.5%	52.1%
% of FP17s for Band 1 Urgent Courses	6	447	1.3%	10.5%	11.2%	9.2%
% of FP17s Relating to Free Repair or Replacements	6	447	1.3%	0.6%	0.5%	0.7%
% of FP17s Relating to Continuations	4	447	0.9%	0.8%	0.7%	0.8%
% of Patients satisfied with the dentistry they have received	0	0	N/A	91.0%	90.6%	93.4%
% of Patients satisfied with the time they had to wait for an appointment	0	0	N/A	87.1%	83.8%	87.6%

* This is based on patients treated on this contract for their most recent course of treatment. Figures in italics indicate the base number of FP17s or Patient Questionnaire responses are less than 100. N/A is shown where the base number of responses is less than 10 during the period. % is calculated as Quantity/Base number*100

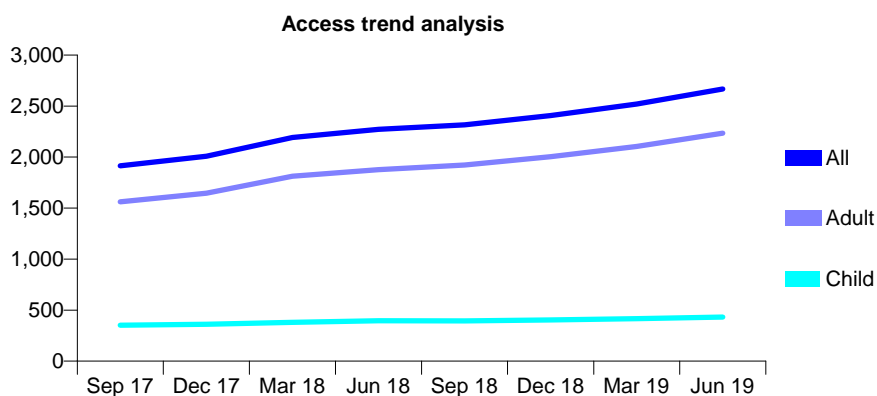
Q63 - Vital Signs At a Glance Contract Report for 173703/0001 - June 2019

Name or company name	Surrey Quays Dental Practice
Contract type name	GDS Contract
Purpose of contract	General
Contract start date	01/04/2015
Contract end date	

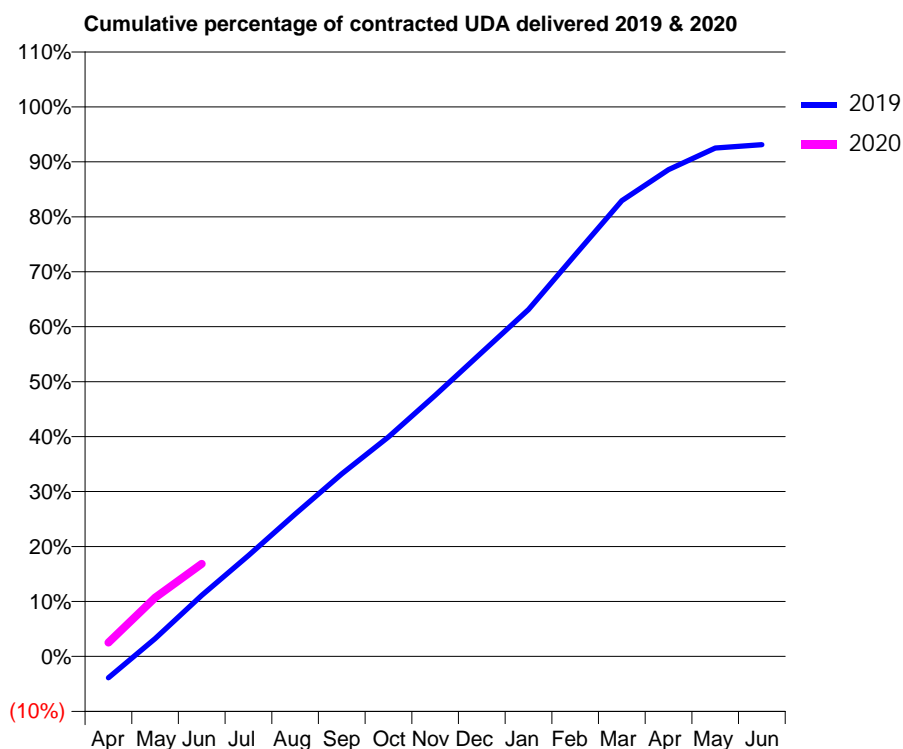
19/20 Contracted general activity (UDA)	8,533
Carry forward general activity (UDA)	0
19/20 Contracted orthodontic activity (UOA)	0
Carry forward orthodontic activity (UOA)	0
Baseline contract value	£224,122.25

ACCESS*

Patients seen in 24 months	Total	Change since previous quarter
Quarter ending June 2018	2,273	
Quarter ending September 2018	2,316	→
Quarter ending December 2018	2,407	↑
Quarter ending March 2019	2,520	↑
Quarter ending June 2019	2,667	↑
Variance since June 2018	17.3%	↑



ACTIVITY



Month	2019	2020
April	-333	217
May	278	913
June	949	1,439
July	1,566	
August	2,210	
September	2,833	
October	3,410	
November	4,054	
December	4,720	
January	5,387	
February	6,235	
March	7,077	
April	7,558	
May	7,893	
June	7,947	

QUALITY

	Quantity	Base Number	Contract	AT	Region	England
% of FP17s for the same patient ID Re-attending within 3 months - Children	10	125	8.0%	10.2%	11.9%	11.4%
% of FP17s for the same patient ID Re-attending within 3 months - Adults	101	604	16.7%	15.5%	17.2%	15.4%
% of FP17s for the same patient ID Re-attending between 3 & 9 months - Children	33	125	26.4%	50.1%	49.8%	59.8%
% of FP17s for the same patient ID Re-attending between 3 & 9 months - Adults	144	604	23.8%	39.4%	39.5%	52.1%
% of FP17s for Band 1 Urgent Courses	73	503	14.5%	10.5%	11.2%	9.2%
% of FP17s Relating to Free Repair or Replacements	8	503	1.6%	0.6%	0.5%	0.7%
% of FP17s Relating to Continuations	5	503	1.0%	0.8%	0.7%	0.8%
% of Patients satisfied with the dentistry they have received	0	0	N/A	91.0%	90.6%	93.4%
% of Patients satisfied with the time they had to wait for an appointment	0	0	N/A	87.1%	83.8%	87.6%

* This is based on patients treated on this contract for their most recent course of treatment. Figures in italics indicate the base number of FP17s or Patient Questionnaire responses are less than 100. N/A is shown where the base number of responses is less than 10 during the period. % is calculated as Quantity/Base number*100

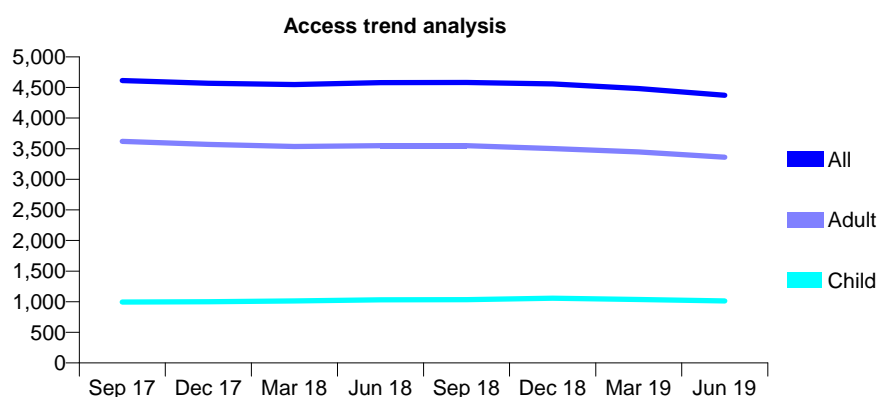
Q63 - Vital Signs At a Glance Contract Report for 173940/0001 - June 2019

Name or company name	Real Sweden Ltd
Contract type name	GDS Contract
Purpose of contract	General
Contract start date	01/10/2011
Contract end date	

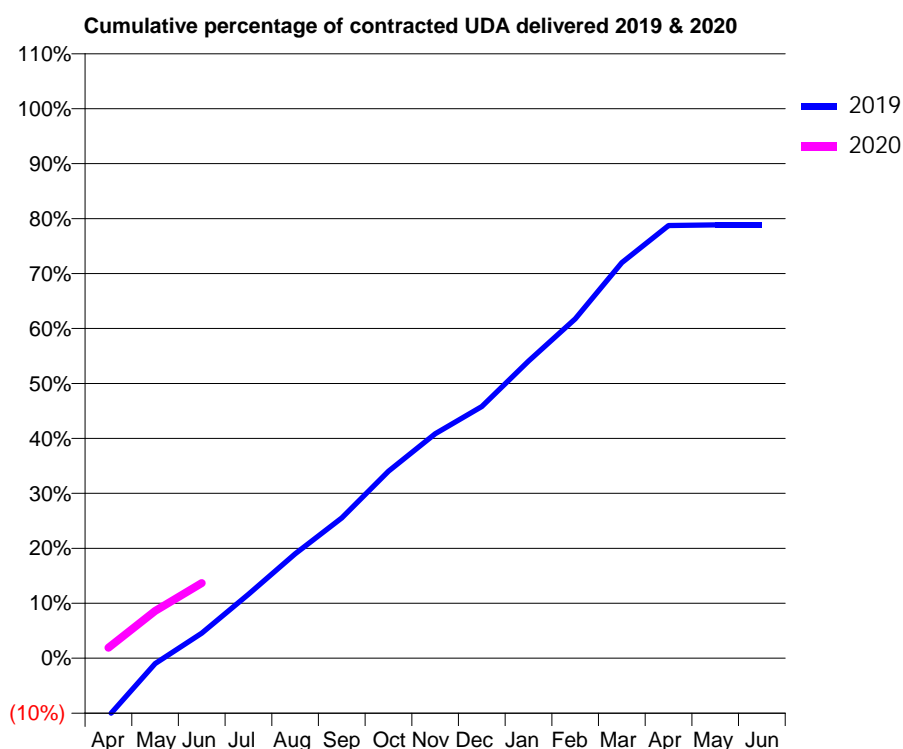
19/20 Contracted general activity (UDA)	18,485
Carry forward general activity (UDA)	0
19/20 Contracted orthodontic activity (UOA)	0
Carry forward orthodontic activity (UOA)	0
Baseline contract value	£485,691.30

ACCESS*

Patients seen in 24 months	Total	Change since previous quarter
Quarter ending June 2018	4,579	
Quarter ending September 2018	4,581	→
Quarter ending December 2018	4,559	→
Quarter ending March 2019	4,482	↓
Quarter ending June 2019	4,374	↓
Variance since June 2018	(4.5%)	↓



ACTIVITY



Month	2019	2020
April	-1,954	352
May	-182	1,592
June	843	2,529
July	2,152	
August	3,514	
September	4,715	
October	6,289	
November	7,553	
December	8,466	
January	9,998	
February	11,413	
March	13,307	
April	14,553	
May	14,578	
June	14,578	

QUALITY

	Quantity	Base Number	Contract	AT	Region	England
% of FP17s for the same patient ID Re-attending within 3 months - Children	18	265	6.8%	10.2%	11.9%	11.4%
% of FP17s for the same patient ID Re-attending within 3 months - Adults	118	805	14.7%	15.5%	17.2%	15.4%
% of FP17s for the same patient ID Re-attending between 3 & 9 months - Children	151	265	57.0%	50.1%	49.8%	59.8%
% of FP17s for the same patient ID Re-attending between 3 & 9 months - Adults	353	805	43.9%	39.4%	39.5%	52.1%
% of FP17s for Band 1 Urgent Courses	106	825	12.8%	10.5%	11.2%	9.2%
% of FP17s Relating to Free Repair or Replacements	1	825	0.1%	0.6%	0.5%	0.7%
% of FP17s Relating to Continuations	9	825	1.1%	0.8%	0.7%	0.8%
% of Patients satisfied with the dentistry they have received	1	2	N/A	91.0%	90.6%	93.4%
% of Patients satisfied with the time they had to wait for an appointment	2	2	N/A	87.1%	83.8%	87.6%

* This is based on patients treated on this contract for their most recent course of treatment.

Figures in italics indicate the base number of FP17s or Patient Questionnaire responses are less than 100. N/A is shown where the base number of responses is less than 10 during the period. % is calculated as Quantity/Base number*100

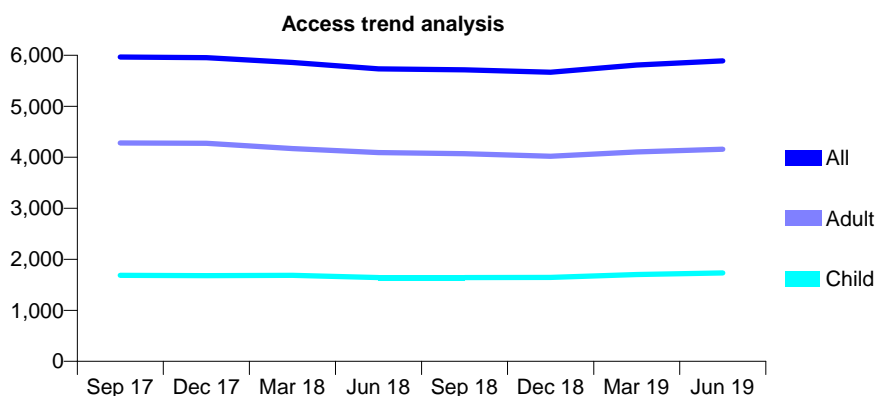
Q63 - Vital Signs At a Glance Contract Report for 173975/0001 - June 2019

Name or company name	Bridge Dental Centre Limited
Contract type name	GDS Contract
Purpose of contract	General
Contract start date	01/04/2009
Contract end date	

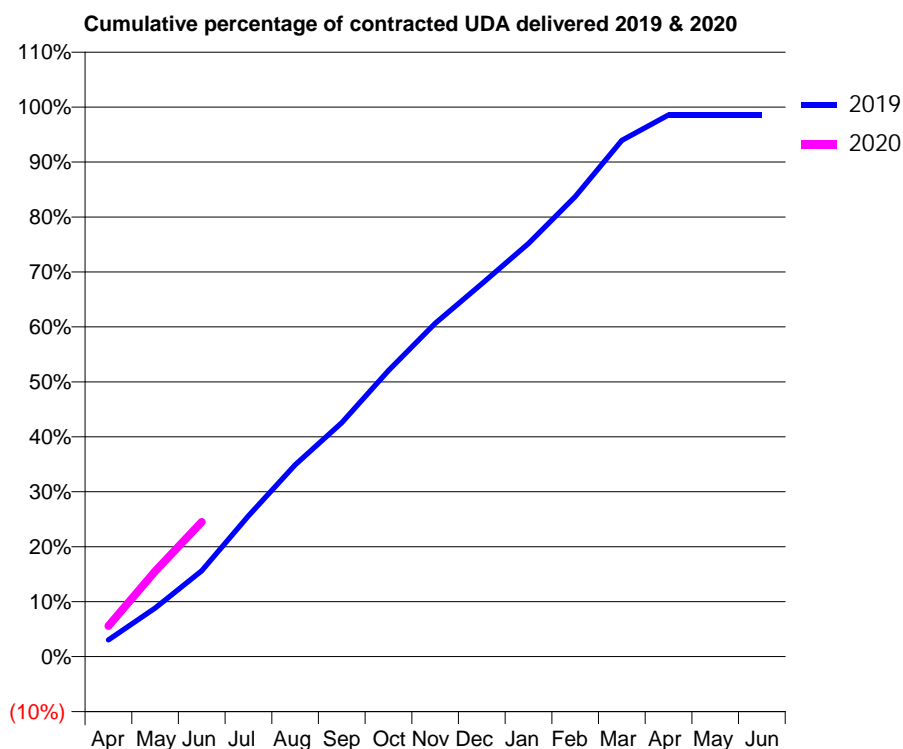
19/20 Contracted general activity (UDA)	12,000
Carry forward general activity (UDA)	0
19/20 Contracted orthodontic activity (UOA)	0
Carry forward orthodontic activity (UOA)	0
Baseline contract value	£333,732.11

ACCESS*

Patients seen in 24 months	Total	Change since previous quarter
Quarter ending June 2018	5,735	
Quarter ending September 2018	5,715	→
Quarter ending December 2018	5,667	→
Quarter ending March 2019	5,807	↑
Quarter ending June 2019	5,890	→
Variance since June 2018	2.7%	↑



ACTIVITY



Month	Adjusted Scheduled Activity (UDA)	
	2019	2020
April	366	667
May	1,061	1,865
June	1,875	2,942
July	3,074	
August	4,189	
September	5,106	
October	6,248	
November	7,280	
December	8,140	
January	9,024	
February	10,045	
March	11,271	
April	11,826	
May	11,826	
June	11,828	

QUALITY

	Quantity	Base Number	Contract	AT	Region	England
% of FP17s for the same patient ID Re-attending within 3 months - Children	30	571	5.3%	10.2%	11.9%	11.4%
% of FP17s for the same patient ID Re-attending within 3 months - Adults	233	1,310	17.8%	15.5%	17.2%	15.4%
% of FP17s for the same patient ID Re-attending between 3 & 9 months - Children	269	571	47.1%	50.1%	49.8%	59.8%
% of FP17s for the same patient ID Re-attending between 3 & 9 months - Adults	384	1,310	29.3%	39.4%	39.5%	52.1%
% of FP17s for Band 1 Urgent Courses	168	1,618	10.4%	10.5%	11.2%	9.2%
% of FP17s Relating to Free Repair or Replacements	11	1,618	0.7%	0.6%	0.5%	0.7%
% of FP17s Relating to Continuations	34	1,618	2.1%	0.8%	0.7%	0.8%
% of Patients satisfied with the dentistry they have received	1	1	N/A	91.0%	90.6%	93.4%
% of Patients satisfied with the time they had to wait for an appointment	1	1	N/A	87.1%	83.8%	87.6%

* This is based on patients treated on this contract for their most recent course of treatment. Figures in italics indicate the base number of FP17s or Patient Questionnaire responses are less than 100. N/A is shown where the base number of responses is less than 10 during the period. % is calculated as Quantity/Base number*100

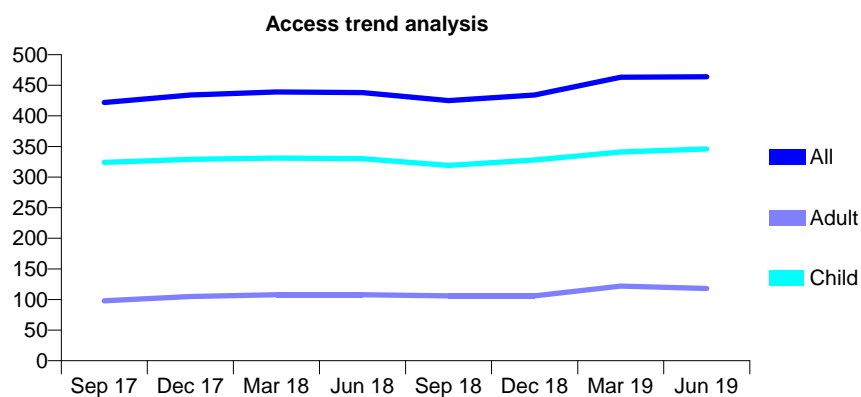
Q63 - Vital Signs At a Glance Contract Report for 174521/0001 - June 2019

Name or company name	Bridge Road Dental Surgery
Contract type name	GDS Contract
Purpose of contract	General
Contract start date	01/11/2015
Contract end date	

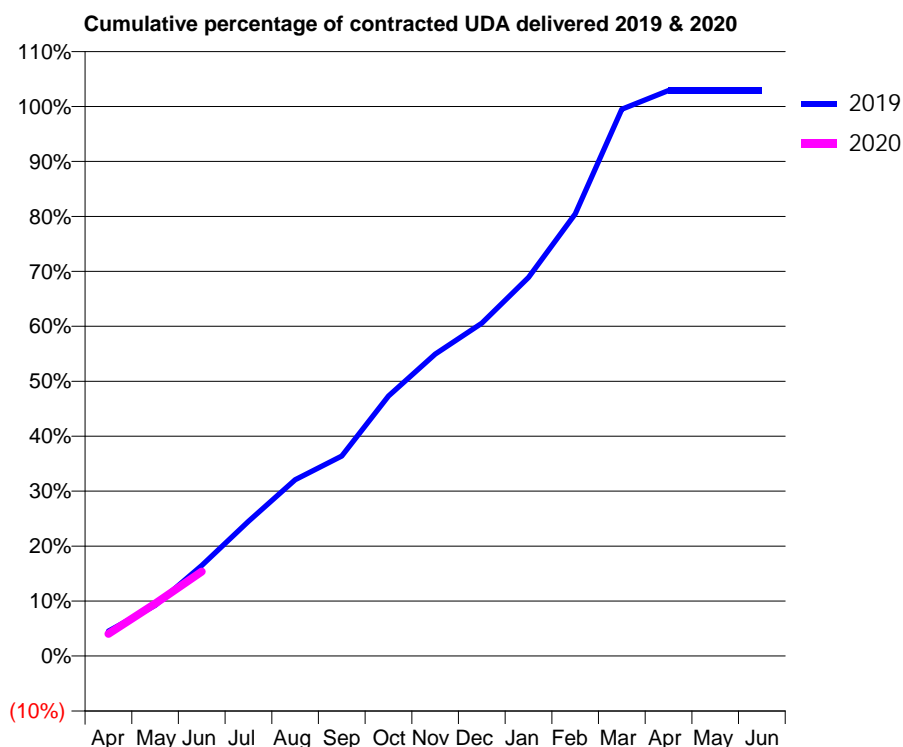
19/20 Contracted general activity (UDA)	1,000
Carry forward general activity (UDA)	0
19/20 Contracted orthodontic activity (UOA)	0
Carry forward orthodontic activity (UOA)	0
Baseline contract value	£30,020.21

ACCESS*

Patients seen in 24 months	Total	Change since previous quarter
Quarter ending June 2018	438	
Quarter ending September 2018	425	↓
Quarter ending December 2018	434	↑
Quarter ending March 2019	463	↑
Quarter ending June 2019	464	→
Variance since June 2018	5.9%	↑



ACTIVITY



Month	Adjusted Scheduled Activity (UDA)	
	2019	2020
April	45	40
May	92	95
June	165	154
July	245	
August	321	
September	364	
October	473	
November	549	
December	606	
January	689	
February	805	
March	995	
April	1,029	
May	1,029	
June	1,029	

QUALITY

	Quantity	Base Number	Contract	AT	Region	England
% of FP17s for the same patient ID Re-attending within 3 months - Children	4	97	4.1%	10.2%	11.9%	11.4%
% of FP17s for the same patient ID Re-attending within 3 months - Adults	0	11	0.0%	15.5%	17.2%	15.4%
% of FP17s for the same patient ID Re-attending between 3 & 9 months - Children	58	97	59.8%	50.1%	49.8%	59.8%
% of FP17s for the same patient ID Re-attending between 3 & 9 months - Adults	3	11	27.3%	39.4%	39.5%	52.1%
% of FP17s for Band 1 Urgent Courses	4	86	4.7%	10.5%	11.2%	9.2%
% of FP17s Relating to Free Repair or Replacements	0	86	0.0%	0.6%	0.5%	0.7%
% of FP17s Relating to Continuations	0	86	0.0%	0.8%	0.7%	0.8%
% of Patients satisfied with the dentistry they have received	0	0	N/A	91.0%	90.6%	93.4%
% of Patients satisfied with the time they had to wait for an appointment	0	0	N/A	87.1%	83.8%	87.6%

* This is based on patients treated on this contract for their most recent course of treatment. Figures in italics indicate the base number of FP17s or Patient Questionnaire responses are less than 100. N/A is shown where the base number of responses is less than 10 during the period. % is calculated as Quantity/Base number*100

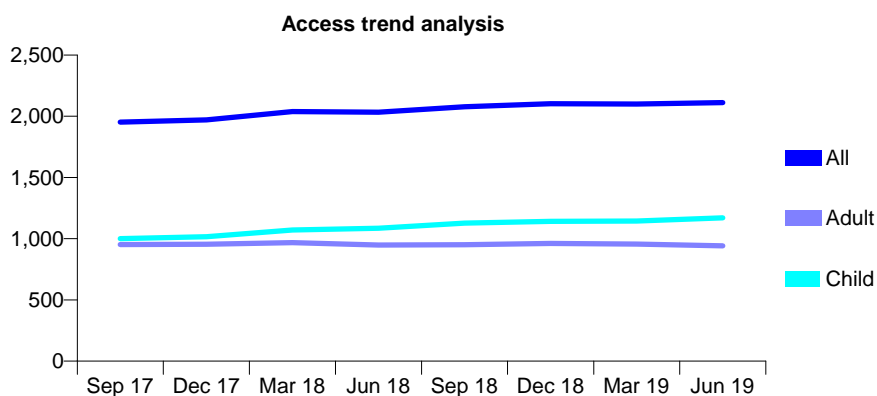
Q63 - Vital Signs At a Glance Contract Report for 174696/0001 - June 2019

Name or company name	Paget Dental Practice
Contract type name	GDS Contract
Purpose of contract	General
Contract start date	27/09/2007
Contract end date	

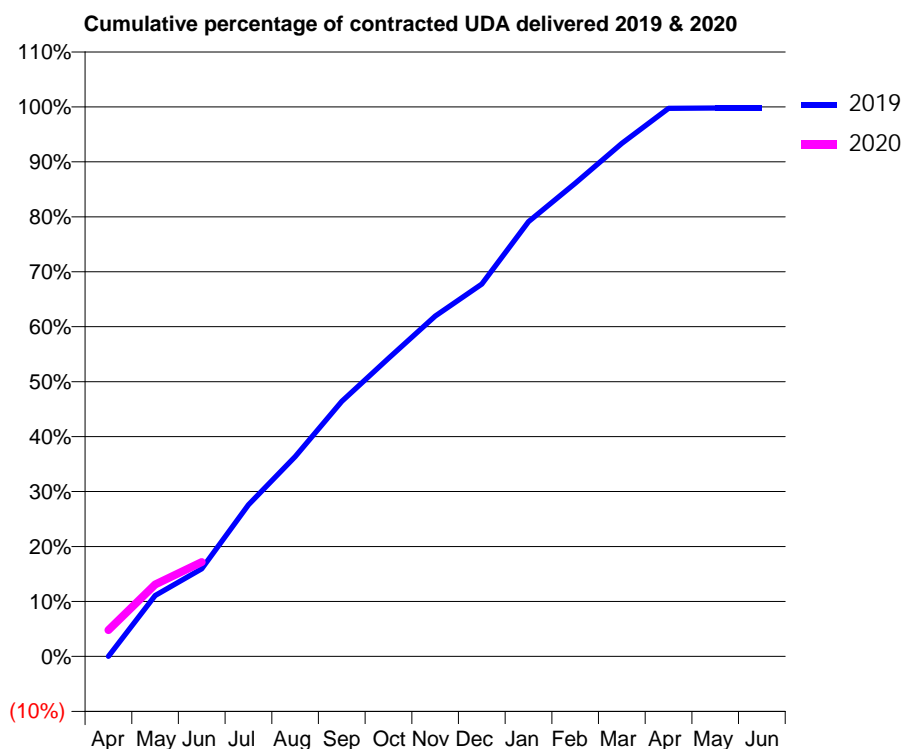
19/20 Contracted general activity (UDA)	5,043
Carry forward general activity (UDA)	0
19/20 Contracted orthodontic activity (UOA)	0
Carry forward orthodontic activity (UOA)	0
Baseline contract value	£120,992.29

ACCESS*

Patients seen in 24 months	Total	Change since previous quarter
Quarter ending June 2018	2,033	
Quarter ending September 2018	2,078	↑
Quarter ending December 2018	2,103	→
Quarter ending March 2019	2,100	→
Quarter ending June 2019	2,112	→
Variance since June 2018	3.9%	↑



ACTIVITY



Month	2019	2020
April	0	242
May	559	660
June	804	866
July	1,392	
August	1,834	
September	2,341	
October	2,735	
November	3,122	
December	3,416	
January	3,990	
February	4,341	
March	4,707	
April	5,029	
May	5,033	
June	5,033	

QUALITY

	Quantity	Base Number	Contract	AT	Region	England
% of FP17s for the same patient ID Re-attending within 3 months - Children	50	479	10.4%	10.2%	11.9%	11.4%
% of FP17s for the same patient ID Re-attending within 3 months - Adults	42	339	12.4%	15.5%	17.2%	15.4%
% of FP17s for the same patient ID Re-attending between 3 & 9 months - Children	313	479	65.3%	50.1%	49.8%	59.8%
% of FP17s for the same patient ID Re-attending between 3 & 9 months - Adults	233	339	68.7%	39.4%	39.5%	52.1%
% of FP17s for Band 1 Urgent Courses	35	618	5.7%	10.5%	11.2%	9.2%
% of FP17s Relating to Free Repair or Replacements	0	618	0.0%	0.6%	0.5%	0.7%
% of FP17s Relating to Continuations	2	618	0.3%	0.8%	0.7%	0.8%
% of Patients satisfied with the dentistry they have received	0	0	N/A	91.0%	90.6%	93.4%
% of Patients satisfied with the time they had to wait for an appointment	0	0	N/A	87.1%	83.8%	87.6%

* This is based on patients treated on this contract for their most recent course of treatment. Figures in italics indicate the base number of FP17s or Patient Questionnaire responses are less than 100. N/A is shown where the base number of responses is less than 10 during the period. % is calculated as Quantity/Base number*100

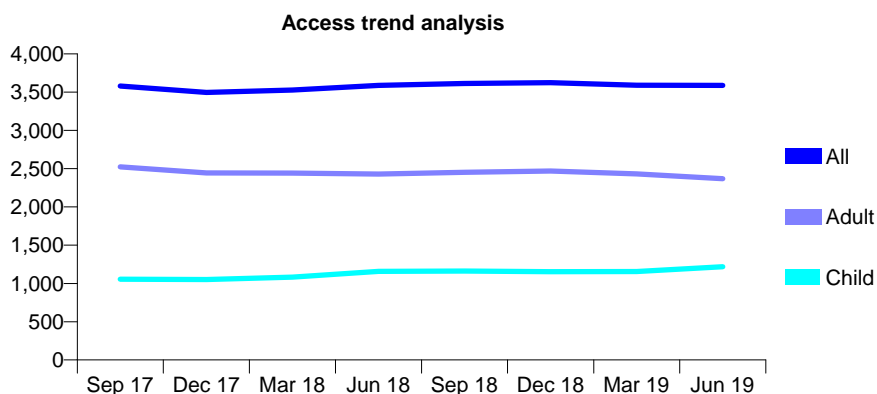
Q63 - Vital Signs At a Glance Contract Report for 174866/0001 - June 2019

Name or company name	Robina Hasan,Haniya Hasan and Amita Ra
Contract type name	GDS Contract
Purpose of contract	General
Contract start date	01/12/2014
Contract end date	

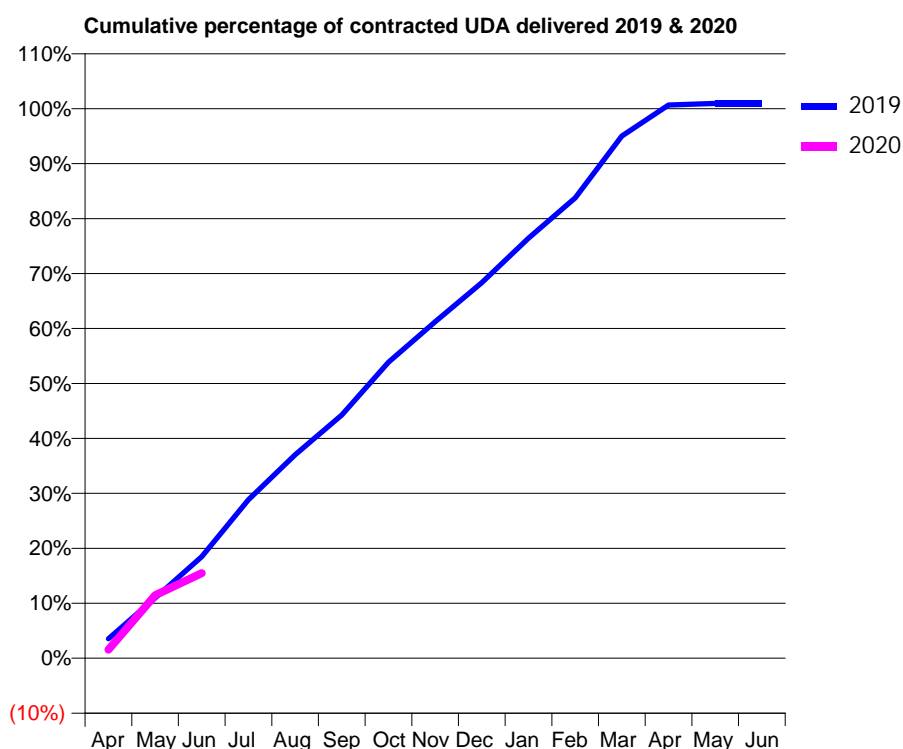
19/20 Contracted general activity (UDA)	6,100
Carry forward general activity (UDA)	0
19/20 Contracted orthodontic activity (UOA)	0
Carry forward orthodontic activity (UOA)	0
Baseline contract value	£177,482.82

ACCESS*

Patients seen in 24 months	Total	Change since previous quarter
Quarter ending June 2018	3,587	
Quarter ending September 2018	3,614	→
Quarter ending December 2018	3,622	→
Quarter ending March 2019	3,589	→
Quarter ending June 2019	3,588	→
Variance since June 2018	0.0%	→



ACTIVITY



Month	2019	2020
April	218	96
May	669	700
June	1,127	946
July	1,759	
August	2,258	
September	2,699	
October	3,285	
November	3,736	
December	4,167	
January	4,663	
February	5,109	
March	5,796	
April	6,139	
May	6,158	
June	6,158	

QUALITY

	Quantity	Base Number	Contract	AT	Region	England
% of FP17s for the same patient ID Re-attending within 3 months - Children	7	277	2.5%	10.2%	11.9%	11.4%
% of FP17s for the same patient ID Re-attending within 3 months - Adults	17	361	4.7%	15.5%	17.2%	15.4%
% of FP17s for the same patient ID Re-attending between 3 & 9 months - Children	44	277	15.9%	50.1%	49.8%	59.8%
% of FP17s for the same patient ID Re-attending between 3 & 9 months - Adults	40	361	11.1%	39.4%	39.5%	52.1%
% of FP17s for Band 1 Urgent Courses	39	481	8.1%	10.5%	11.2%	9.2%
% of FP17s Relating to Free Repair or Replacements	1	481	0.2%	0.6%	0.5%	0.7%
% of FP17s Relating to Continuations	0	481	0.0%	0.8%	0.7%	0.8%
% of Patients satisfied with the dentistry they have received	2	2	N/A	91.0%	90.6%	93.4%
% of Patients satisfied with the time they had to wait for an appointment	2	2	N/A	87.1%	83.8%	87.6%

* This is based on patients treated on this contract for their most recent course of treatment.

Figures in italics indicate the base number of FP17s or Patient Questionnaire responses are less than 100. N/A is shown where the base number of responses is less than 10 during the period. % is calculated as Quantity/Base number*100

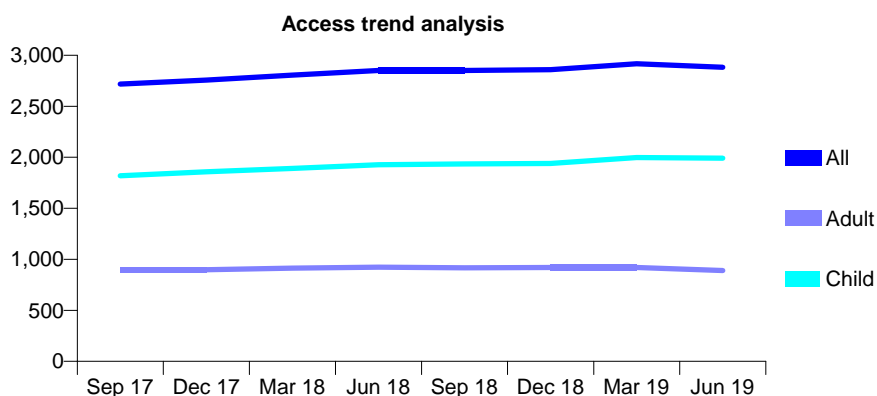
Q63 - Vital Signs At a Glance Contract Report for 175560/0001 - June 2019

Name or company name	Adams House Dental Practice
Contract type name	GDS Contract
Purpose of contract	General
Contract start date	06/04/2009
Contract end date	

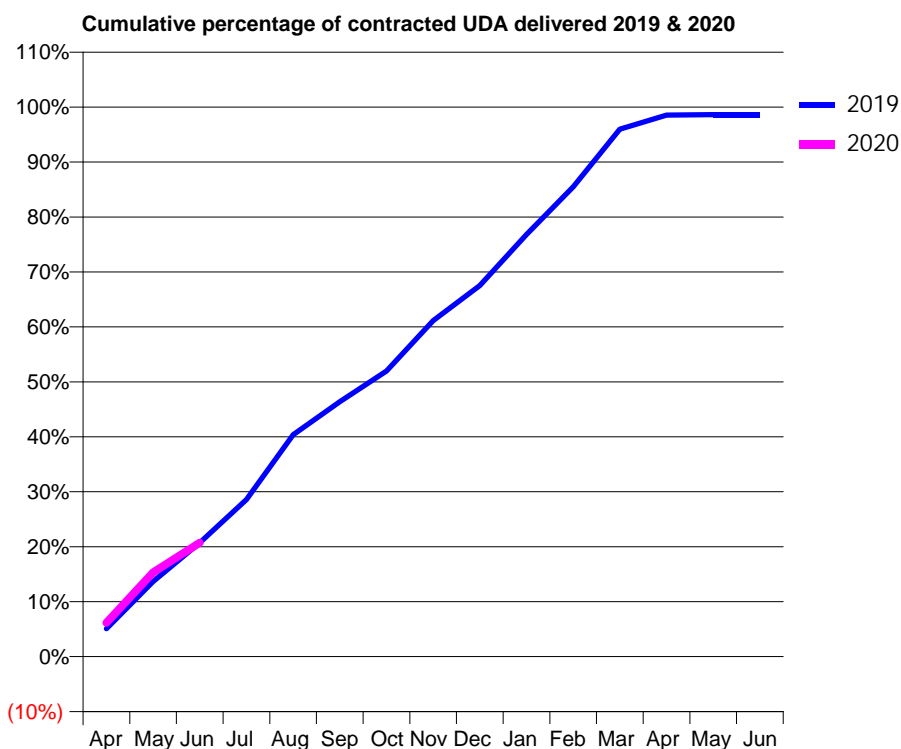
19/20 Contracted general activity (UDA)	8,000
Carry forward general activity (UDA)	0
19/20 Contracted orthodontic activity (UOA)	0
Carry forward orthodontic activity (UOA)	0
Baseline contract value	£217,548.13

ACCESS*

Patients seen in 24 months	Total	Change since previous quarter
Quarter ending June 2018	2,850	
Quarter ending September 2018	2,852	→
Quarter ending December 2018	2,858	→
Quarter ending March 2019	2,917	↑
Quarter ending June 2019	2,882	↓
Variance since June 2018	1.1%	→



ACTIVITY



Month	Adjusted Scheduled Activity (UDA)	
	2019	2020
April	407	492
May	1,094	1,228
June	1,658	1,658
July	2,288	
August	3,231	
September	3,710	
October	4,158	
November	4,890	
December	5,401	
January	6,146	
February	6,839	
March	7,677	
April	7,884	
May	7,890	
June	7,889	

QUALITY

	Quantity	Base Number	Contract	AT	Region	England
% of FP17s for the same patient ID Re-attending within 3 months - Children	44	714	6.2%	10.2%	11.9%	11.4%
% of FP17s for the same patient ID Re-attending within 3 months - Adults	40	220	18.2%	15.5%	17.2%	15.4%
% of FP17s for the same patient ID Re-attending between 3 & 9 months - Children	482	714	67.5%	50.1%	49.8%	59.8%
% of FP17s for the same patient ID Re-attending between 3 & 9 months - Adults	110	220	50.0%	39.4%	39.5%	52.1%
% of FP17s for Band 1 Urgent Courses	55	851	6.5%	10.5%	11.2%	9.2%
% of FP17s Relating to Free Repair or Replacements	0	851	0.0%	0.6%	0.5%	0.7%
% of FP17s Relating to Continuations	0	851	0.0%	0.8%	0.7%	0.8%
% of Patients satisfied with the dentistry they have received	0	0	N/A	91.0%	90.6%	93.4%
% of Patients satisfied with the time they had to wait for an appointment	0	0	N/A	87.1%	83.8%	87.6%

* This is based on patients treated on this contract for their most recent course of treatment. Figures in italics indicate the base number of FP17s or Patient Questionnaire responses are less than 100. N/A is shown where the base number of responses is less than 10 during the period. % is calculated as Quantity/Base number*100

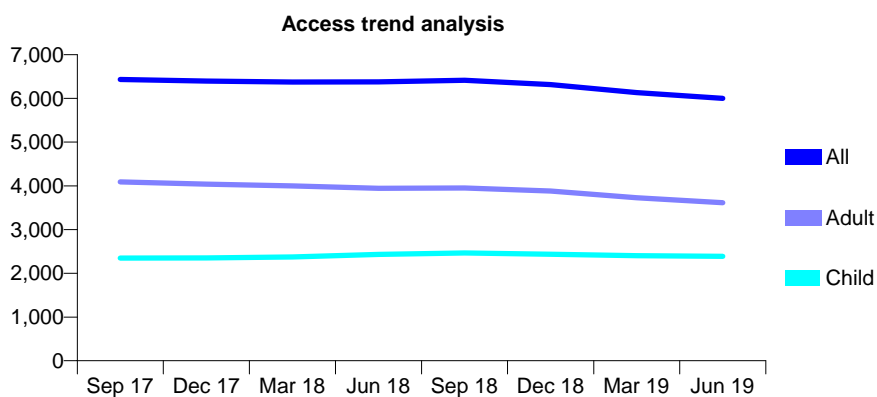
Q63 - Vital Signs At a Glance Contract Report for 179027/0001 - June 2019

Name or company name	Simply Bright
Contract type name	GDS Contract
Purpose of contract	General
Contract start date	17/05/2010
Contract end date	

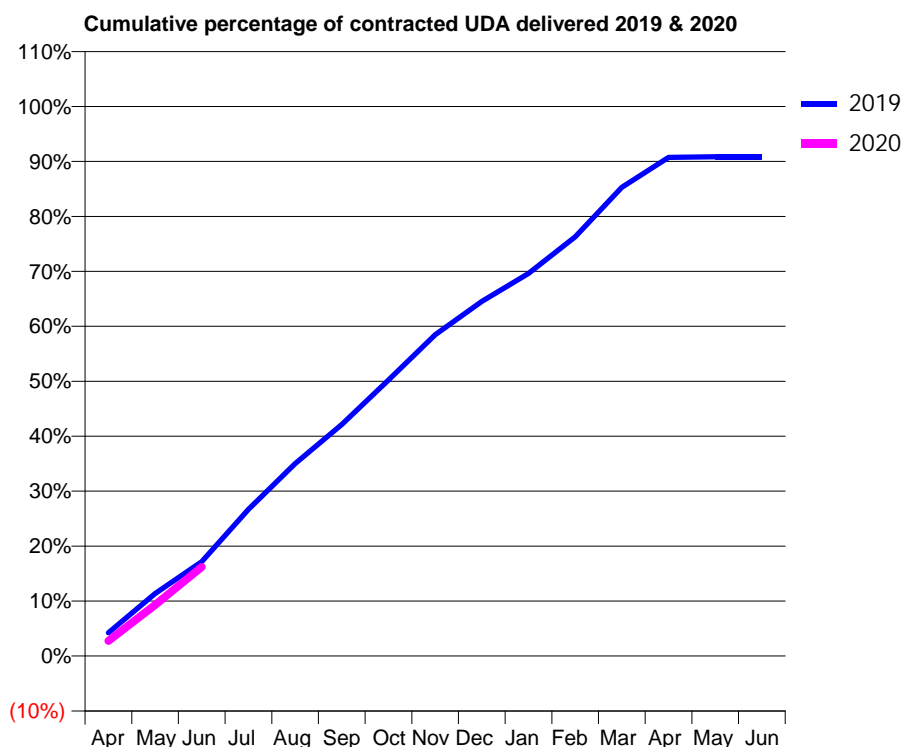
19/20 Contracted general activity (UDA)	16,500
Carry forward general activity (UDA)	0
19/20 Contracted orthodontic activity (UOA)	0
Carry forward orthodontic activity (UOA)	0
Baseline contract value	£439,549.14

ACCESS*

Patients seen in 24 months	Total	Change since previous quarter
Quarter ending June 2018	6,376	
Quarter ending September 2018	6,417	→
Quarter ending December 2018	6,315	↓
Quarter ending March 2019	6,132	↓
Quarter ending June 2019	6,001	↓
Variance since June 2018	(5.9%)	↓



ACTIVITY



Month	Adjusted Scheduled Activity (UDA)	
	2019	2020
April	697	454
May	1,876	1,535
June	2,834	2,678
July	4,403	
August	5,780	
September	6,952	
October	8,284	
November	9,649	
December	10,644	
January	11,485	
February	12,588	
March	14,072	
April	14,968	
May	14,988	
June	14,988	

QUALITY

	Quantity	Base Number	Contract	AT	Region	England
% of FP17s for the same patient ID Re-attending within 3 months - Children	60	757	7.9%	10.2%	11.9%	11.4%
% of FP17s for the same patient ID Re-attending within 3 months - Adults	132	953	13.9%	15.5%	17.2%	15.4%
% of FP17s for the same patient ID Re-attending between 3 & 9 months - Children	377	757	49.8%	50.1%	49.8%	59.8%
% of FP17s for the same patient ID Re-attending between 3 & 9 months - Adults	359	953	37.7%	39.4%	39.5%	52.1%
% of FP17s for Band 1 Urgent Courses	126	1,417	8.9%	10.5%	11.2%	9.2%
% of FP17s Relating to Free Repair or Replacements	0	1,417	0.0%	0.6%	0.5%	0.7%
% of FP17s Relating to Continuations	2	1,417	0.1%	0.8%	0.7%	0.8%
% of Patients satisfied with the dentistry they have received	0	0	N/A	91.0%	90.6%	93.4%
% of Patients satisfied with the time they had to wait for an appointment	0	0	N/A	87.1%	83.8%	87.6%

* This is based on patients treated on this contract for their most recent course of treatment. Figures in italics indicate the base number of FP17s or Patient Questionnaire responses are less than 100. N/A is shown where the base number of responses is less than 10 during the period. % is calculated as Quantity/Base number*100

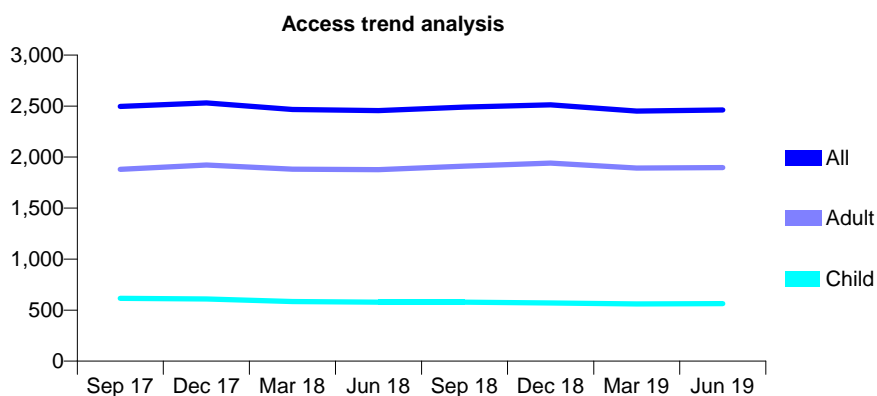
Q63 - Vital Signs At a Glance Contract Report for 179434/0008 - June 2019

Name or company name	S Cowley, R Ingham and J Angelo
Contract type name	GDS Contract
Purpose of contract	General
Contract start date	01/04/2015
Contract end date	

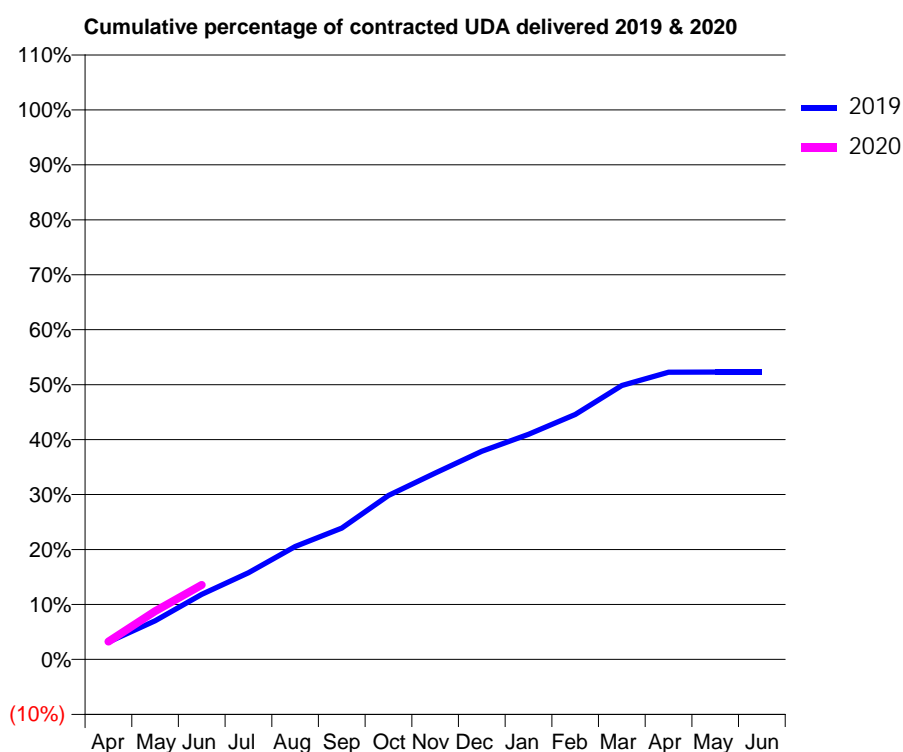
19/20 Contracted general activity (UDA)	11,005
Carry forward general activity (UDA)	0
19/20 Contracted orthodontic activity (UOA)	0
Carry forward orthodontic activity (UOA)	0
Baseline contract value	£337,783.20

ACCESS*

Patients seen in 24 months	Total	Change since previous quarter
Quarter ending June 2018	2,456	
Quarter ending September 2018	2,490	→
Quarter ending December 2018	2,512	→
Quarter ending March 2019	2,452	↓
Quarter ending June 2019	2,462	→
Variance since June 2018	0.2%	→



ACTIVITY



Month	2019	2020
April	411	359
May	914	965
June	1,533	1,492
July	2,044	
August	2,661	
September	3,094	
October	3,863	
November	4,390	
December	4,902	
January	5,304	
February	5,770	
March	6,456	
April	6,767	
May	6,770	
June	6,770	

QUALITY

	Quantity	Base Number	Contract	AT	Region	England
% of FP17s for the same patient ID Re-attending within 3 months - Children	2	151	1.3%	10.2%	11.9%	11.4%
% of FP17s for the same patient ID Re-attending within 3 months - Adults	39	427	9.1%	15.5%	17.2%	15.4%
% of FP17s for the same patient ID Re-attending between 3 & 9 months - Children	73	151	48.3%	50.1%	49.8%	59.8%
% of FP17s for the same patient ID Re-attending between 3 & 9 months - Adults	172	427	40.3%	39.4%	39.5%	52.1%
% of FP17s for Band 1 Urgent Courses	32	485	6.6%	10.5%	11.2%	9.2%
% of FP17s Relating to Free Repair or Replacements	1	485	0.2%	0.6%	0.5%	0.7%
% of FP17s Relating to Continuations	3	485	0.6%	0.8%	0.7%	0.8%
% of Patients satisfied with the dentistry they have received	1	1	N/A	91.0%	90.6%	93.4%
% of Patients satisfied with the time they had to wait for an appointment	1	1	N/A	87.1%	83.8%	87.6%

* This is based on patients treated on this contract for their most recent course of treatment. Figures in italics indicate the base number of FP17s or Patient Questionnaire responses are less than 100. N/A is shown where the base number of responses is less than 10 during the period. % is calculated as Quantity/Base number*100

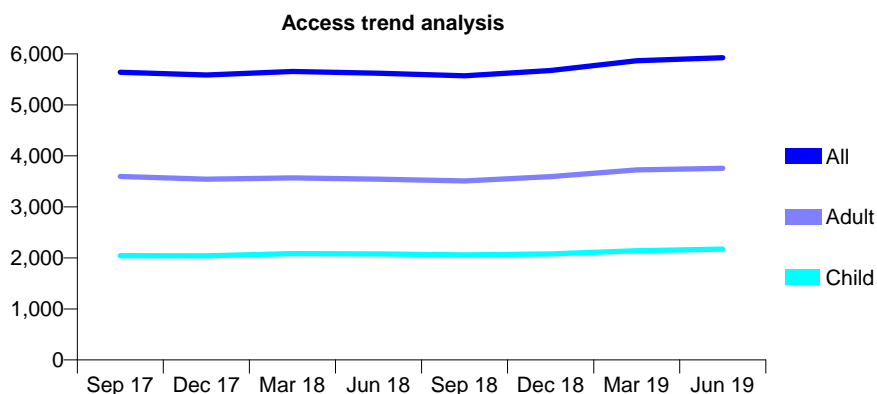
Q63 - Vital Signs At a Glance Contract Report for 179469/0002 - June 2019

Name or company name	Whitton Corner Dental Practice
Contract type name	GDS Contract
Purpose of contract	General
Contract start date	01/04/2014
Contract end date	

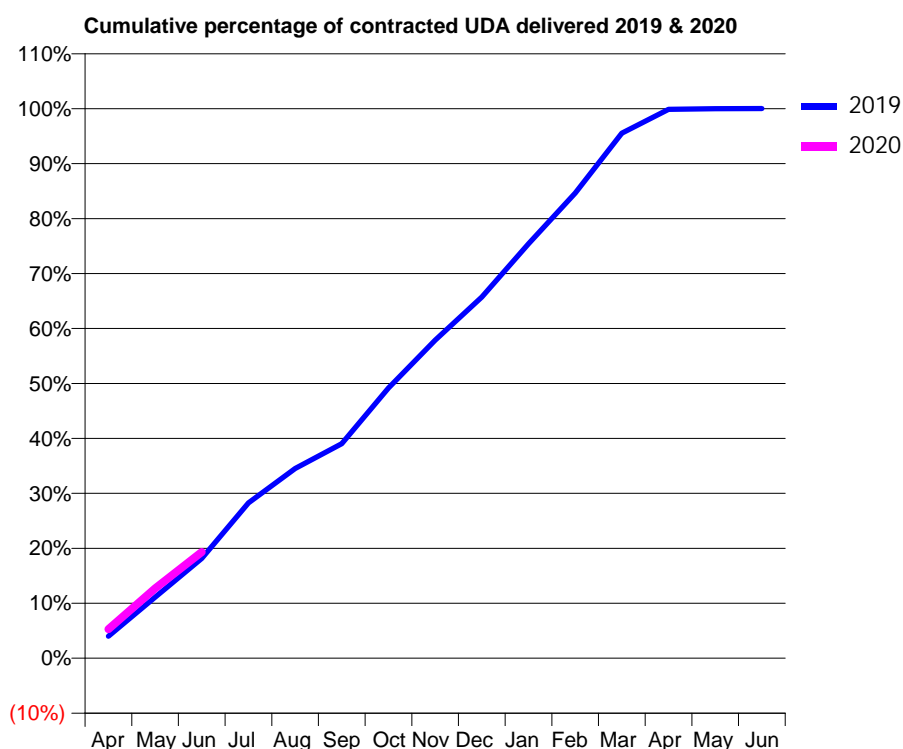
19/20 Contracted general activity (UDA)	20,000
Carry forward general activity (UDA)	0
19/20 Contracted orthodontic activity (UOA)	0
Carry forward orthodontic activity (UOA)	0
Baseline contract value	£543,463.08

ACCESS*

Patients seen in 24 months	Total	Change since previous quarter
Quarter ending June 2018	5,619	
Quarter ending September 2018	5,569	→
Quarter ending December 2018	5,674	→
Quarter ending March 2019	5,865	↑
Quarter ending June 2019	5,926	→
Variance since June 2018	5.5%	↑



ACTIVITY



Month	2019	2020
April	801	1,058
May	2,218	2,543
June	3,634	3,864
July	5,654	
August	6,902	
September	7,807	
October	9,835	
November	11,580	
December	13,142	
January	15,082	
February	16,933	
March	19,103	
April	19,975	
May	20,000	
June	20,003	

QUALITY

	Quantity	Base Number	Contract	AT	Region	England
% of FP17s for the same patient ID Re-attending within 3 months - Children	64	855	7.5%	10.2%	11.9%	11.4%
% of FP17s for the same patient ID Re-attending within 3 months - Adults	205	1,222	16.8%	15.5%	17.2%	15.4%
% of FP17s for the same patient ID Re-attending between 3 & 9 months - Children	540	855	63.2%	50.1%	49.8%	59.8%
% of FP17s for the same patient ID Re-attending between 3 & 9 months - Adults	597	1,222	48.9%	39.4%	39.5%	52.1%
% of FP17s for Band 1 Urgent Courses	197	1,738	11.3%	10.5%	11.2%	9.2%
% of FP17s Relating to Free Repair or Replacements	15	1,738	0.9%	0.6%	0.5%	0.7%
% of FP17s Relating to Continuations	3	1,738	0.2%	0.8%	0.7%	0.8%
% of Patients satisfied with the dentistry they have received	5	5	N/A	91.0%	90.6%	93.4%
% of Patients satisfied with the time they had to wait for an appointment	4	5	N/A	87.1%	83.8%	87.6%

* This is based on patients treated on this contract for their most recent course of treatment.

Figures in italics indicate the base number of FP17s or Patient Questionnaire responses are less than 100. N/A is shown where the base number of responses is less than 10 during the period. % is calculated as Quantity/Base number*100

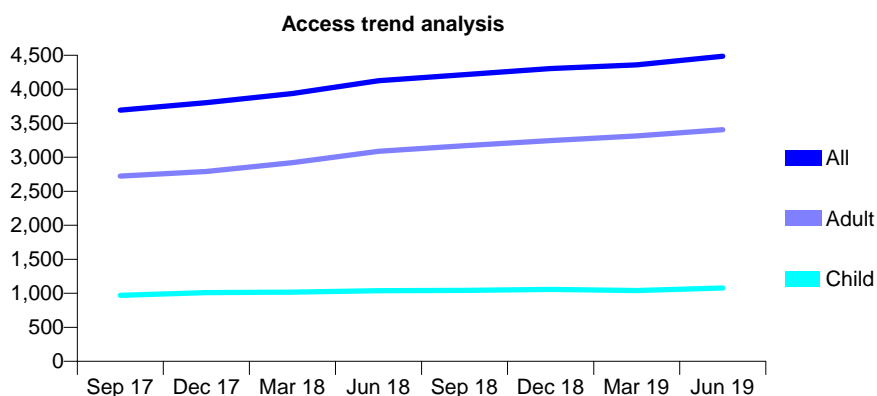
Q63 - Vital Signs At a Glance Contract Report for 181765/0001 - June 2019

Name or company name	Green Lane Dental Care Limited
Contract type name	GDS Contract
Purpose of contract	General
Contract start date	10/12/2010
Contract end date	

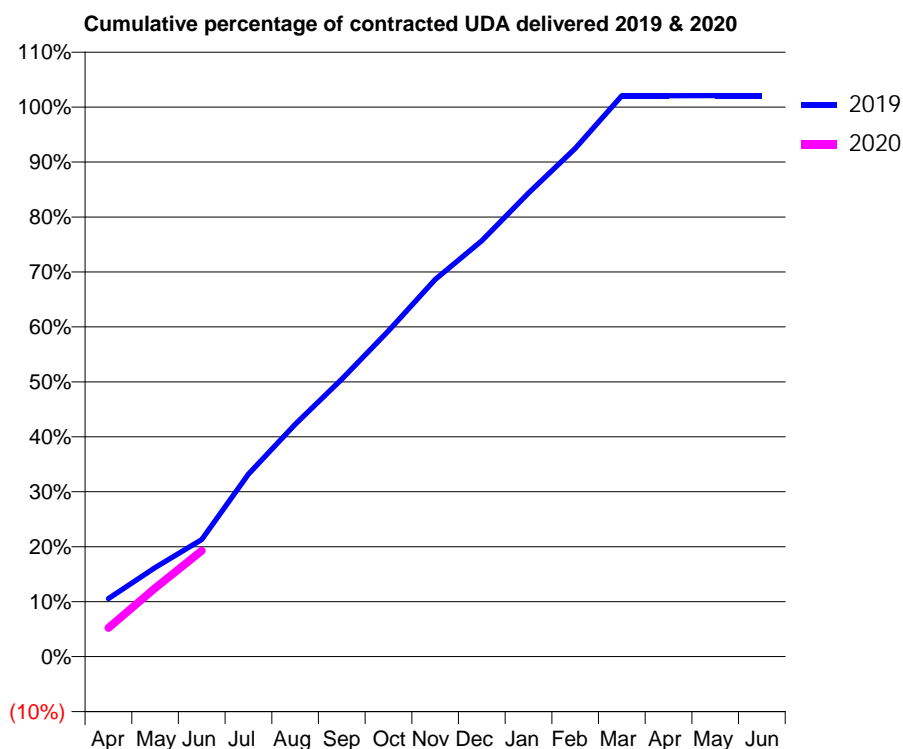
19/20 Contracted general activity (UDA)	17,064
Carry forward general activity (UDA)	0
19/20 Contracted orthodontic activity (UOA)	0
Carry forward orthodontic activity (UOA)	0
Baseline contract value	£533,716.04

ACCESS*

Patients seen in 24 months	Total	Change since previous quarter
Quarter ending June 2018	4,127	
Quarter ending September 2018	4,215	↑
Quarter ending December 2018	4,305	↑
Quarter ending March 2019	4,358	→
Quarter ending June 2019	4,486	↑
Variance since June 2018	8.7%	↑



ACTIVITY



Month	Adjusted Scheduled Activity (UDA)	
	2019	2020
April	1,803	892
May	2,767	2,132
June	3,637	3,290
July	5,667	
August	7,212	
September	8,615	
October	10,115	
November	11,714	
December	12,912	
January	14,394	
February	15,777	
March	17,417	
April	17,416	
May	17,417	
June	17,417	

QUALITY

	Quantity	Base Number	Contract	AT	Region	England
% of FP17s for the same patient ID Re-attending within 3 months - Children	22	255	8.6%	10.2%	11.9%	11.4%
% of FP17s for the same patient ID Re-attending within 3 months - Adults	99	649	15.3%	15.5%	17.2%	15.4%
% of FP17s for the same patient ID Re-attending between 3 & 9 months - Children	108	255	42.4%	50.1%	49.8%	59.8%
% of FP17s for the same patient ID Re-attending between 3 & 9 months - Adults	188	649	29.0%	39.4%	39.5%	52.1%
% of FP17s for Band 1 Urgent Courses	101	900	11.2%	10.5%	11.2%	9.2%
% of FP17s Relating to Free Repair or Replacements	3	900	0.3%	0.6%	0.5%	0.7%
% of FP17s Relating to Continuations	4	900	0.4%	0.8%	0.7%	0.8%
% of Patients satisfied with the dentistry they have received	3	3	N/A	91.0%	90.6%	93.4%
% of Patients satisfied with the time they had to wait for an appointment	3	3	N/A	87.1%	83.8%	87.6%

* This is based on patients treated on this contract for their most recent course of treatment. Figures in italics indicate the base number of FP17s or Patient Questionnaire responses are less than 100. N/A is shown where the base number of responses is less than 10 during the period. % is calculated as Quantity/Base number*100

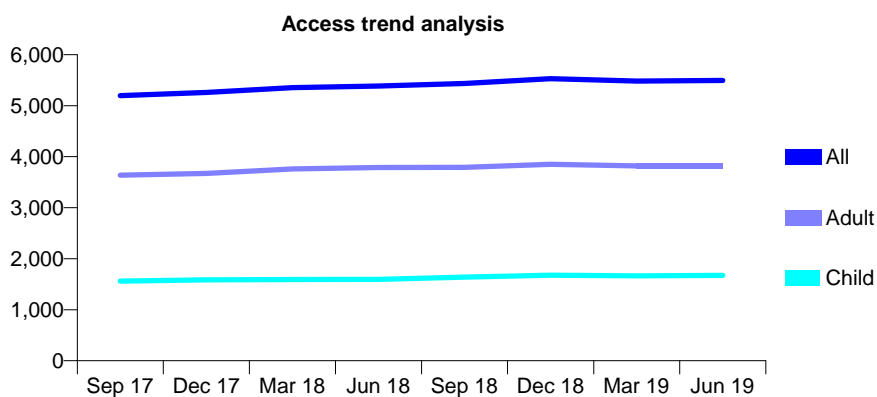
Q63 - Vital Signs At a Glance Contract Report for 181765/0002 - June 2019

Name or company name	Gabokun Dental Care Ltd
Contract type name	GDS Contract
Purpose of contract	General
Contract start date	01/02/2011
Contract end date	

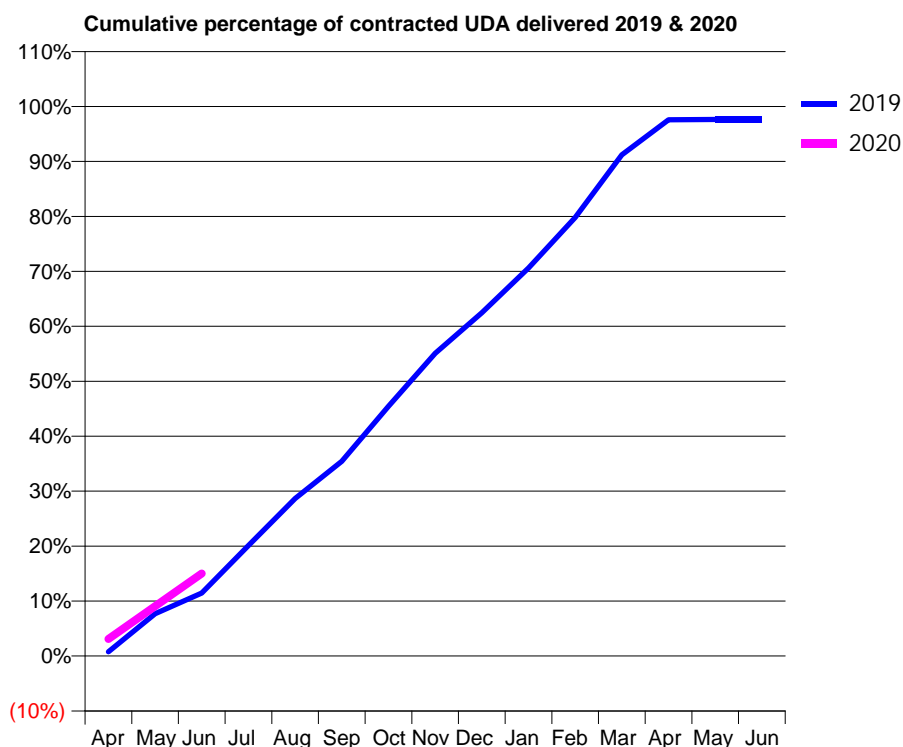
19/20 Contracted general activity (UDA)	16,000
Carry forward general activity (UDA)	0
19/20 Contracted orthodontic activity (UOA)	0
Carry forward orthodontic activity (UOA)	0
Baseline contract value	£634,150.61

ACCESS*

Patients seen in 24 months	Total	Change since previous quarter
Quarter ending June 2018	5,385	
Quarter ending September 2018	5,434	→
Quarter ending December 2018	5,528	→
Quarter ending March 2019	5,483	→
Quarter ending June 2019	5,494	→
Variance since June 2018	2.0%	↑



ACTIVITY



Month	Adjusted Scheduled Activity (UDA)	
	2019	2020
April	127	495
May	1,233	1,455
June	1,833	2,400
July	3,216	
August	4,586	
September	5,670	
October	7,271	
November	8,815	
December	9,992	
January	11,295	
February	12,770	
March	14,588	
April	15,611	
May	15,623	
June	15,623	

QUALITY

	Quantity	Base Number	Contract	AT	Region	England
% of FP17s for the same patient ID Re-attending within 3 months - Children	51	457	11.2%	10.2%	11.9%	11.4%
% of FP17s for the same patient ID Re-attending within 3 months - Adults	184	885	20.8%	15.5%	17.2%	15.4%
% of FP17s for the same patient ID Re-attending between 3 & 9 months - Children	203	457	44.4%	50.1%	49.8%	59.8%
% of FP17s for the same patient ID Re-attending between 3 & 9 months - Adults	265	885	29.9%	39.4%	39.5%	52.1%
% of FP17s for Band 1 Urgent Courses	83	891	9.3%	10.5%	11.2%	9.2%
% of FP17s Relating to Free Repair or Replacements	3	891	0.3%	0.6%	0.5%	0.7%
% of FP17s Relating to Continuations	23	891	2.6%	0.8%	0.7%	0.8%
% of Patients satisfied with the dentistry they have received	1	1	N/A	91.0%	90.6%	93.4%
% of Patients satisfied with the time they had to wait for an appointment	1	1	N/A	87.1%	83.8%	87.6%

* This is based on patients treated on this contract for their most recent course of treatment. Figures in italics indicate the base number of FP17s or Patient Questionnaire responses are less than 100. N/A is shown where the base number of responses is less than 10 during the period. % is calculated as Quantity/Base number*100

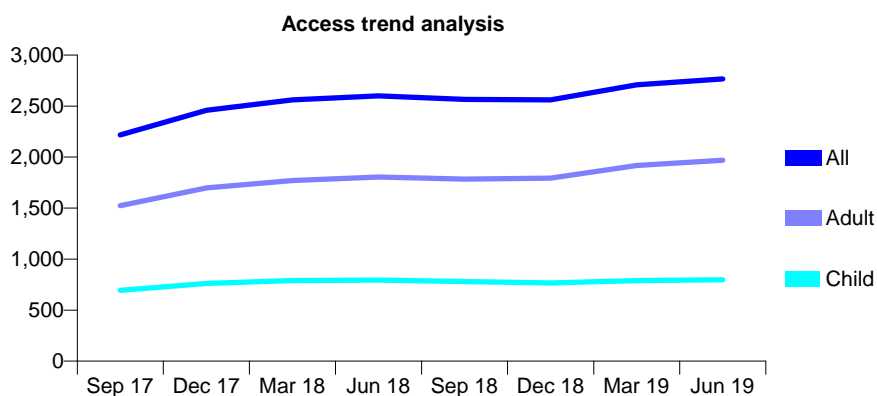
Q63 - Vital Signs At a Glance Contract Report for 181935/0001 - June 2019

Name or company name	Balham Dental Care Ltd
Contract type name	GDS Contract
Purpose of contract	General
Contract start date	16/01/2013
Contract end date	

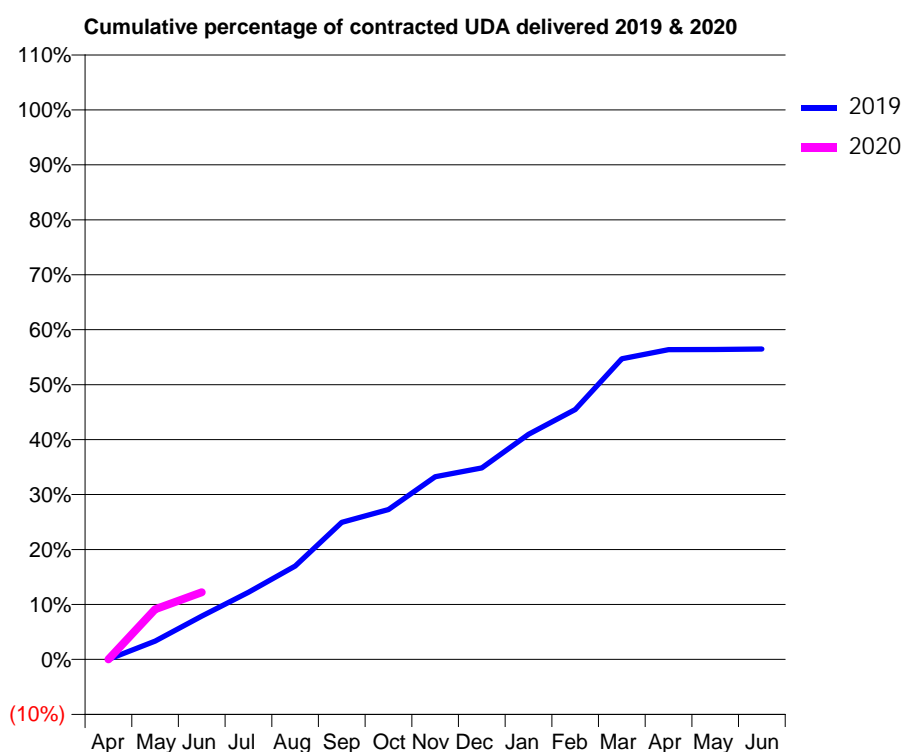
19/20 Contracted general activity (UDA)	8,000
Carry forward general activity (UDA)	0
19/20 Contracted orthodontic activity (UOA)	0
Carry forward orthodontic activity (UOA)	0
Baseline contract value	£196,943.82

ACCESS*

Patients seen in 24 months	Total	Change since previous quarter
Quarter ending June 2018	2,599	
Quarter ending September 2018	2,565	↓
Quarter ending December 2018	2,561	→
Quarter ending March 2019	2,708	↑
Quarter ending June 2019	2,767	↑
Variance since June 2018	6.5%	↑



ACTIVITY



Month	Adjusted Scheduled Activity (UDA)	
	2019	2020
April	0	0
May	372	731
June	880	978
July	1,365	
August	1,899	
September	2,785	
October	3,047	
November	3,715	
December	3,894	
January	4,576	
February	5,076	
March	6,110	
April	6,294	
May	6,298	
June	6,307	

QUALITY

	Quantity	Base Number	Contract	AT	Region	England
% of FP17s for the same patient ID Re-attending within 3 months - Children	7	207	3.4%	10.2%	11.9%	11.4%
% of FP17s for the same patient ID Re-attending within 3 months - Adults	55	435	12.6%	15.5%	17.2%	15.4%
% of FP17s for the same patient ID Re-attending between 3 & 9 months - Children	70	207	33.8%	50.1%	49.8%	59.8%
% of FP17s for the same patient ID Re-attending between 3 & 9 months - Adults	116	435	26.7%	39.4%	39.5%	52.1%
% of FP17s for Band 1 Urgent Courses	60	546	11.0%	10.5%	11.2%	9.2%
% of FP17s Relating to Free Repair or Replacements	0	546	0.0%	0.6%	0.5%	0.7%
% of FP17s Relating to Continuations	3	546	0.5%	0.8%	0.7%	0.8%
% of Patients satisfied with the dentistry they have received	1	1	N/A	91.0%	90.6%	93.4%
% of Patients satisfied with the time they had to wait for an appointment	1	1	N/A	87.1%	83.8%	87.6%

* This is based on patients treated on this contract for their most recent course of treatment. Figures in italics indicate the base number of FP17s or Patient Questionnaire responses are less than 100. N/A is shown where the base number of responses is less than 10 during the period. % is calculated as Quantity/Base number*100

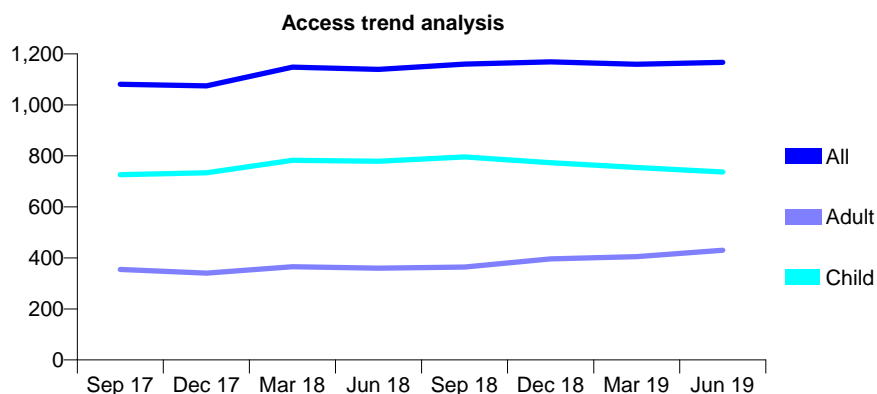
Q63 - Vital Signs At a Glance Contract Report for 183385/0001 - June 2019

Name or company name	Confident Dental Practice
Contract type name	GDS Contract
Purpose of contract	General
Contract start date	02/05/2008
Contract end date	

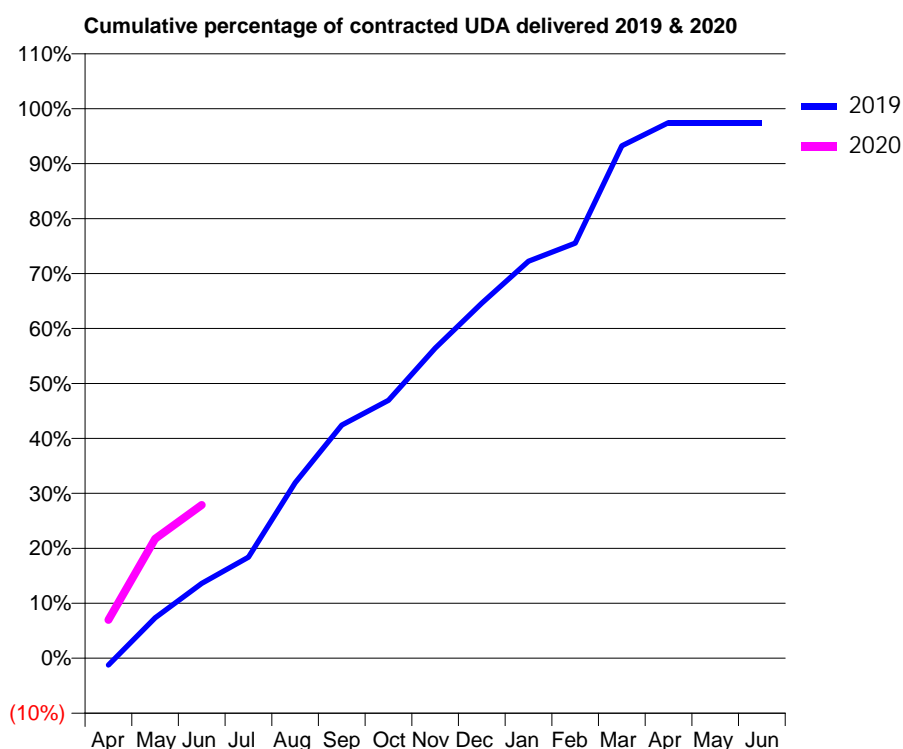
19/20 Contracted general activity (UDA)	2,966
Carry forward general activity (UDA)	0
19/20 Contracted orthodontic activity (UOA)	0
Carry forward orthodontic activity (UOA)	0
Baseline contract value	£75,935.17

ACCESS*

Patients seen in 24 months	Total	Change since previous quarter
Quarter ending June 2018	1,139	
Quarter ending September 2018	1,160	→
Quarter ending December 2018	1,169	→
Quarter ending March 2019	1,159	→
Quarter ending June 2019	1,167	→
Variance since June 2018	2.5%	↑



ACTIVITY



Month	2019	2020
April	-37	207
May	218	645
June	404	827
July	546	
August	948	
September	1,258	
October	1,392	
November	1,674	
December	1,916	
January	2,143	
February	2,240	
March	2,766	
April	2,890	
May	2,890	
June	2,890	

QUALITY

	Quantity	Base Number	Contract	AT	Region	England
% of FP17s for the same patient ID Re-attending within 3 months - Children	22	260	8.5%	10.2%	11.9%	11.4%
% of FP17s for the same patient ID Re-attending within 3 months - Adults	8	89	9.0%	15.5%	17.2%	15.4%
% of FP17s for the same patient ID Re-attending between 3 & 9 months - Children	151	260	58.1%	50.1%	49.8%	59.8%
% of FP17s for the same patient ID Re-attending between 3 & 9 months - Adults	28	89	31.5%	39.4%	39.5%	52.1%
% of FP17s for Band 1 Urgent Courses	11	304	3.6%	10.5%	11.2%	9.2%
% of FP17s Relating to Free Repair or Replacements	0	304	0.0%	0.6%	0.5%	0.7%
% of FP17s Relating to Continuations	0	304	0.0%	0.8%	0.7%	0.8%
% of Patients satisfied with the dentistry they have received	0	0	N/A	91.0%	90.6%	93.4%
% of Patients satisfied with the time they had to wait for an appointment	0	0	N/A	87.1%	83.8%	87.6%

* This is based on patients treated on this contract for their most recent course of treatment.

Figures in italics indicate the base number of FP17s or Patient Questionnaire responses are less than 100. N/A is shown where the base number of responses is less than 10 during the period. % is calculated as Quantity/Base number*100

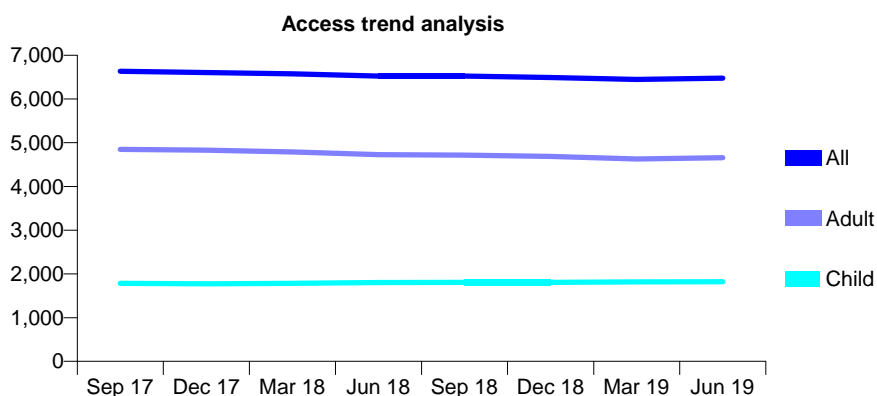
Q63 - Vital Signs At a Glance Contract Report for 183547/0001 - June 2019

Name or company name	Castlenau Dentists
Contract type name	GDS Contract
Purpose of contract	General
Contract start date	01/10/2013
Contract end date	

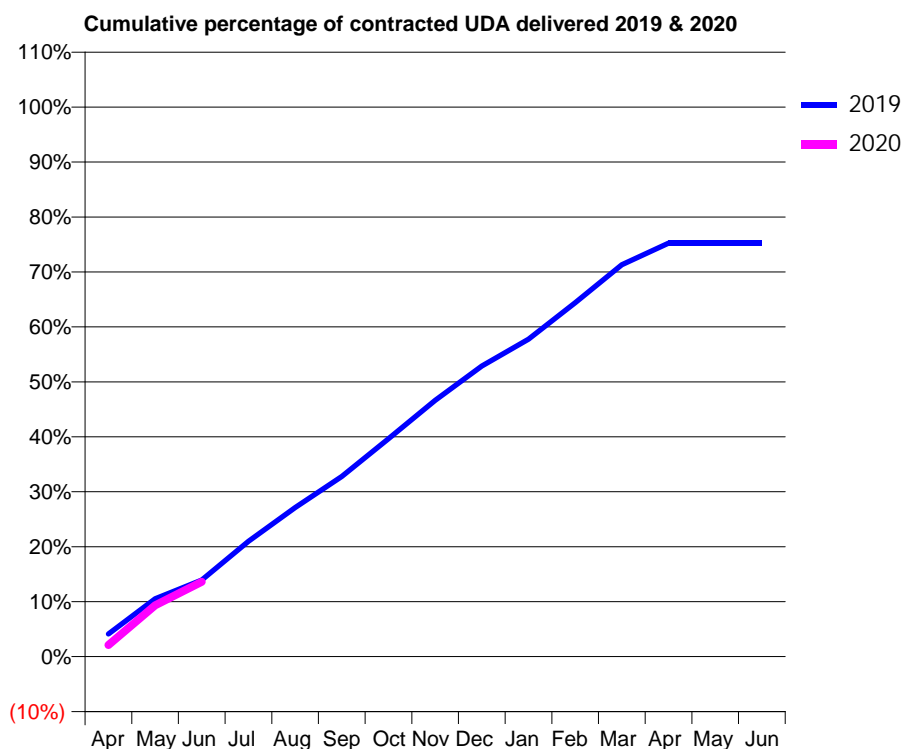
19/20 Contracted general activity (UDA)	15,300
Carry forward general activity (UDA)	0
19/20 Contracted orthodontic activity (UOA)	0
Carry forward orthodontic activity (UOA)	0
Baseline contract value	£447,841.98

ACCESS*

Patients seen in 24 months	Total	Change since previous quarter
Quarter ending June 2018	6,527	
Quarter ending September 2018	6,524	→
Quarter ending December 2018	6,493	→
Quarter ending March 2019	6,445	→
Quarter ending June 2019	6,478	→
Variance since June 2018	(0.8%)	→



ACTIVITY



Month	Adjusted Scheduled Activity (UDA)	
	2019	2020
April	630	324
May	1,611	1,426
June	2,134	2,085
July	3,212	
August	4,153	
September	5,016	
October	6,064	
November	7,139	
December	8,090	
January	8,840	
February	9,851	
March	10,911	
April	11,512	
May	11,513	
June	11,513	

QUALITY

	Quantity	Base Number	Contract	AT	Region	England
% of FP17s for the same patient ID Re-attending within 3 months - Children	60	485	12.4%	10.2%	11.9%	11.4%
% of FP17s for the same patient ID Re-attending within 3 months - Adults	177	1,035	17.1%	15.5%	17.2%	15.4%
% of FP17s for the same patient ID Re-attending between 3 & 9 months - Children	177	485	36.5%	50.1%	49.8%	59.8%
% of FP17s for the same patient ID Re-attending between 3 & 9 months - Adults	300	1,035	29.0%	39.4%	39.5%	52.1%
% of FP17s for Band 1 Urgent Courses	202	1,084	18.6%	10.5%	11.2%	9.2%
% of FP17s Relating to Free Repair or Replacements	3	1,084	0.3%	0.6%	0.5%	0.7%
% of FP17s Relating to Continuations	17	1,084	1.6%	0.8%	0.7%	0.8%
% of Patients satisfied with the dentistry they have received	0	1	N/A	91.0%	90.6%	93.4%
% of Patients satisfied with the time they had to wait for an appointment	0	1	N/A	87.1%	83.8%	87.6%

* This is based on patients treated on this contract for their most recent course of treatment. Figures in italics indicate the base number of FP17s or Patient Questionnaire responses are less than 100. N/A is shown where the base number of responses is less than 10 during the period. % is calculated as Quantity/Base number*100

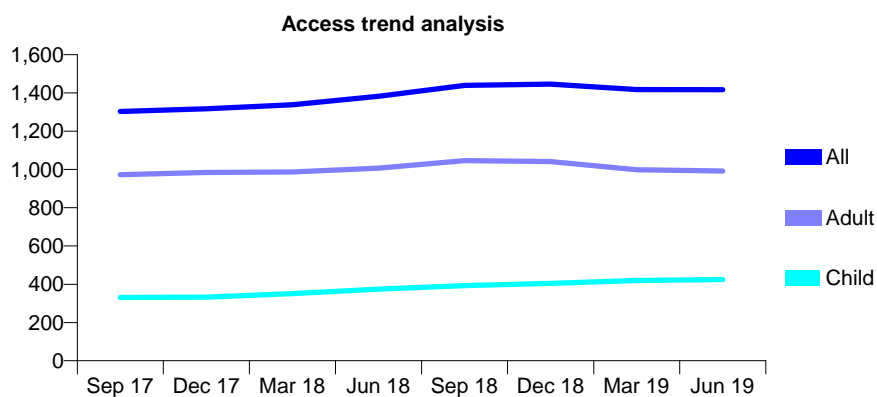
Q63 - Vital Signs At a Glance Contract Report for 183660/0001 - June 2019

Name or company name	PS Photay & Associates
Contract type name	GDS Contract
Purpose of contract	General
Contract start date	01/02/2014
Contract end date	

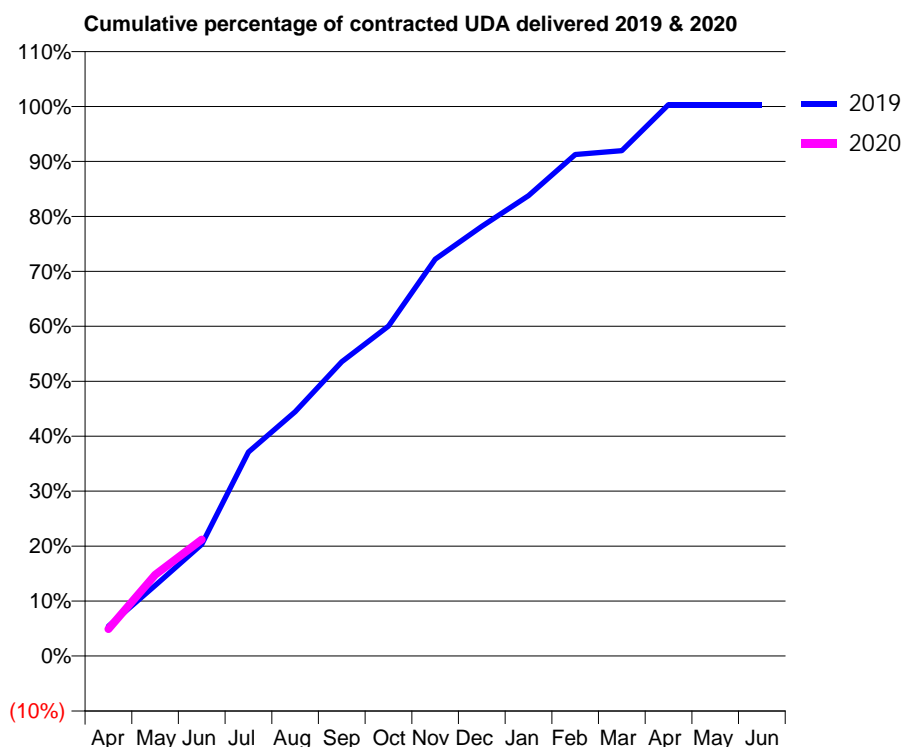
19/20 Contracted general activity (UDA)	2,778
Carry forward general activity (UDA)	0
19/20 Contracted orthodontic activity (UOA)	0
Carry forward orthodontic activity (UOA)	0
Baseline contract value	£82,746.21

ACCESS*

Patients seen in 24 months	Total	Change since previous quarter
Quarter ending June 2018	1,382	
Quarter ending September 2018	1,439	↑
Quarter ending December 2018	1,446	→
Quarter ending March 2019	1,418	↓
Quarter ending June 2019	1,417	→
Variance since June 2018	2.5%	↑



ACTIVITY



Month	Adjusted Scheduled Activity (UDA)	
	2019	2020
April	152	136
May	357	411
June	565	589
July	1,031	
August	1,235	
September	1,488	
October	1,668	
November	2,006	
December	2,172	
January	2,327	
February	2,535	
March	2,555	
April	2,787	
May	2,787	
June	2,787	

QUALITY

	Quantity	Base Number	Contract	AT	Region	England
% of FP17s for the same patient ID Re-attending within 3 months - Children	6	151	4.0%	10.2%	11.9%	11.4%
% of FP17s for the same patient ID Re-attending within 3 months - Adults	14	276	5.1%	15.5%	17.2%	15.4%
% of FP17s for the same patient ID Re-attending between 3 & 9 months - Children	44	151	29.1%	50.1%	49.8%	59.8%
% of FP17s for the same patient ID Re-attending between 3 & 9 months - Adults	65	276	23.6%	39.4%	39.5%	52.1%
% of FP17s for Band 1 Urgent Courses	15	301	5.0%	10.5%	11.2%	9.2%
% of FP17s Relating to Free Repair or Replacements	0	301	0.0%	0.6%	0.5%	0.7%
% of FP17s Relating to Continuations	2	301	0.7%	0.8%	0.7%	0.8%
% of Patients satisfied with the dentistry they have received	0	0	N/A	91.0%	90.6%	93.4%
% of Patients satisfied with the time they had to wait for an appointment	0	0	N/A	87.1%	83.8%	87.6%

* This is based on patients treated on this contract for their most recent course of treatment. Figures in italics indicate the base number of FP17s or Patient Questionnaire responses are less than 100. N/A is shown where the base number of responses is less than 10 during the period. % is calculated as Quantity/Base number*100

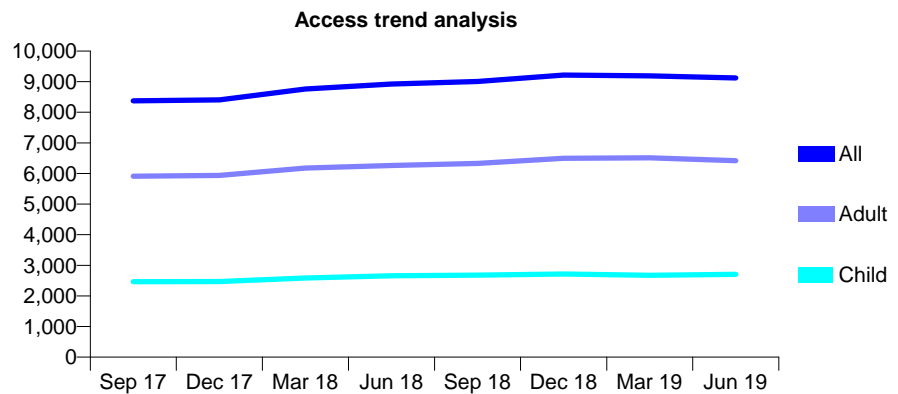
Q63 - Vital Signs At a Glance Contract Report for 185663/0001 - June 2019

Name or company name	Perry Vale Dental Limited
Contract type name	Pilot Contract
Purpose of contract	General
Contract start date	01/12/2008
Contract end date	

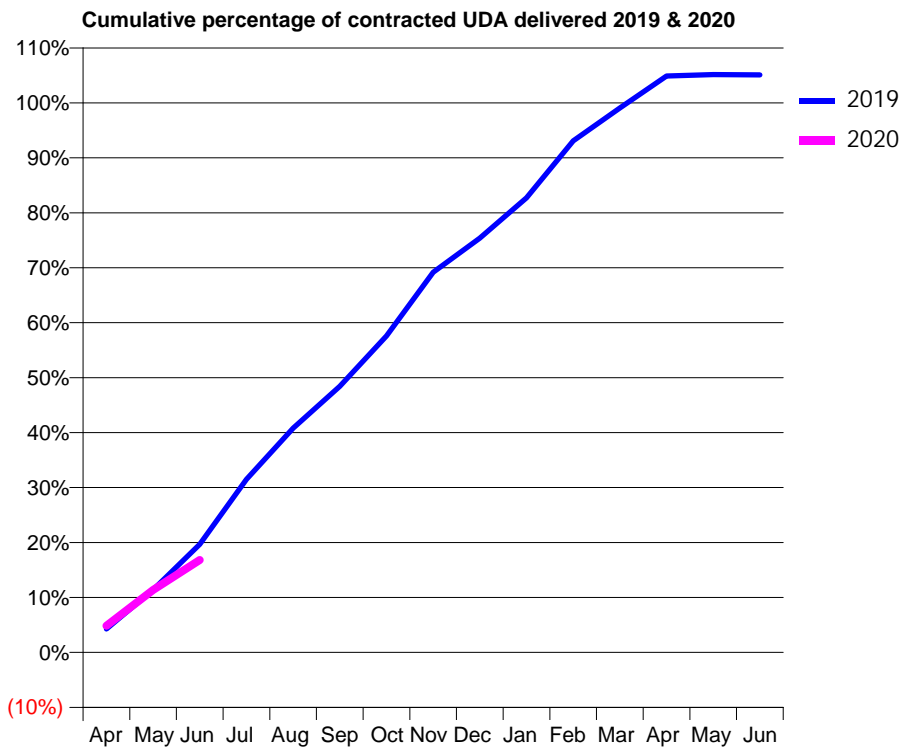
19/20 Contracted general activity (UDA)	17,740
Carry forward general activity (UDA)	0
19/20 Contracted orthodontic activity (UOA)	0
Carry forward orthodontic activity (UOA)	0
Baseline contract value	£609,793.43

ACCESS*

Patients seen in 24 months	Total	Change since previous quarter
Quarter ending June 2018	8,922	
Quarter ending September 2018	9,010	→
Quarter ending December 2018	9,218	↑
Quarter ending March 2019	9,186	→
Quarter ending June 2019	9,121	→
Variance since June 2018	2.2%	↑



ACTIVITY



Month	Adjusted Scheduled Activity (UDA)	
	2019	2020
April	760	860
May	2,023	2,018
June	3,490	2,985
July	5,588	
August	7,237	
September	8,588	
October	10,216	
November	12,270	
December	13,373	
January	14,673	
February	16,511	
March	17,572	
April	18,605	
May	18,650	
June	18,643	

QUALITY

	Quantity	Base Number	Contract	AT	Region	England
% of FP17s for the same patient ID Re-attending within 3 months - Children	35	802	4.4%	10.2%	11.9%	11.4%
% of FP17s for the same patient ID Re-attending within 3 months - Adults	171	1,530	11.2%	15.5%	17.2%	15.4%
% of FP17s for the same patient ID Re-attending between 3 & 9 months - Children	368	802	45.9%	50.1%	49.8%	59.8%
% of FP17s for the same patient ID Re-attending between 3 & 9 months - Adults	569	1,530	37.2%	39.4%	39.5%	52.1%
% of FP17s for Band 1 Urgent Courses	216	1,728	12.5%	10.5%	11.2%	9.2%
% of FP17s Relating to Free Repair or Replacements	11	1,728	0.6%	0.6%	0.5%	0.7%
% of FP17s Relating to Continuations	4	1,728	0.2%	0.8%	0.7%	0.8%
% of Patients satisfied with the dentistry they have received	6	6	N/A	91.0%	90.6%	93.4%
% of Patients satisfied with the time they had to wait for an appointment	6	6	N/A	87.1%	83.8%	87.6%

* This is based on patients treated on this contract for their most recent course of treatment. Figures in italics indicate the base number of FP17s or Patient Questionnaire responses are less than 100. N/A is shown where the base number of responses is less than 10 during the period. % is calculated as Quantity/Base number*100

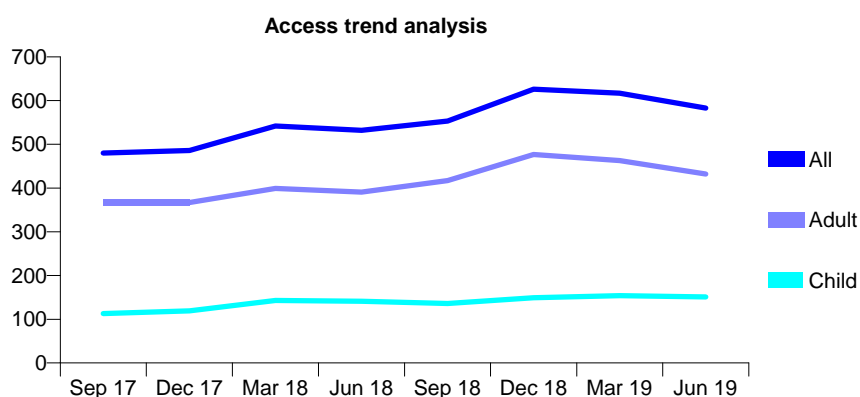
Q63 - Vital Signs At a Glance Contract Report for 185663/0002 - June 2019

Name or company name	Perry Vale Dental Limited
Contract type name	PDS Contract
Purpose of contract	General
Contract start date	01/04/2010
Contract end date	31/03/2020

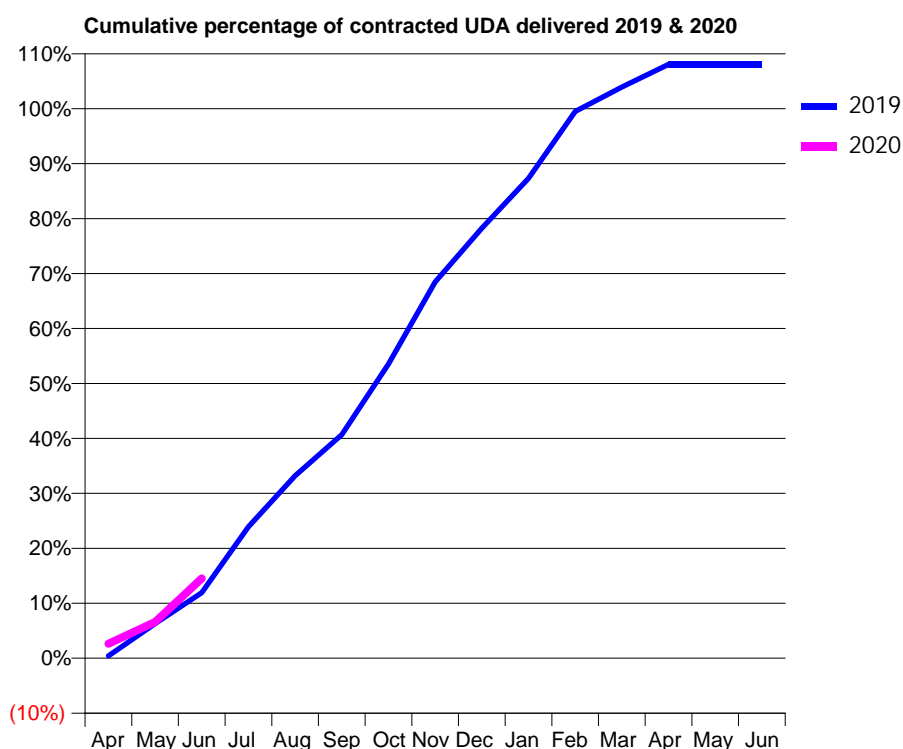
19/20 Contracted general activity (UDA)	2,100
Carry forward general activity (UDA)	0
19/20 Contracted orthodontic activity (UOA)	0
Carry forward orthodontic activity (UOA)	0
Baseline contract value	£177,457.51

ACCESS*

Patients seen in 24 months	Total	Change since previous quarter
Quarter ending June 2018	532	
Quarter ending September 2018	553	↑
Quarter ending December 2018	626	↑
Quarter ending March 2019	617	↓
Quarter ending June 2019	583	↓
Variance since June 2018	9.6%	↑



ACTIVITY



Month	2019	2020
April	9	55
May	132	139
June	250	305
July	503	
August	697	
September	854	
October	1,125	
November	1,439	
December	1,643	
January	1,834	
February	2,089	
March	2,182	
April	2,269	
May	2,269	
June	2,269	

QUALITY

	Quantity	Base Number	Contract	AT	Region	England
% of FP17s for the same patient ID Re-attending within 3 months - Children	0	43	0.0%	10.2%	11.9%	11.4%
% of FP17s for the same patient ID Re-attending within 3 months - Adults	1	81	1.2%	15.5%	17.2%	15.4%
% of FP17s for the same patient ID Re-attending between 3 & 9 months - Children	1	43	2.3%	50.1%	49.8%	59.8%
% of FP17s for the same patient ID Re-attending between 3 & 9 months - Adults	4	81	4.9%	39.4%	39.5%	52.1%
% of FP17s for Band 1 Urgent Courses	6	95	6.3%	10.5%	11.2%	9.2%
% of FP17s Relating to Free Repair or Replacements	0	95	0.0%	0.6%	0.5%	0.7%
% of FP17s Relating to Continuations	0	95	0.0%	0.8%	0.7%	0.8%
% of Patients satisfied with the dentistry they have received	0	0	N/A	91.0%	90.6%	93.4%
% of Patients satisfied with the time they had to wait for an appointment	0	0	N/A	87.1%	83.8%	87.6%

* This is based on patients treated on this contract for their most recent course of treatment.

Figures in italics indicate the base number of FP17s or Patient Questionnaire responses are less than 100. N/A is shown where the base number of responses is less than 10 during the period. % is calculated as Quantity/Base number*100

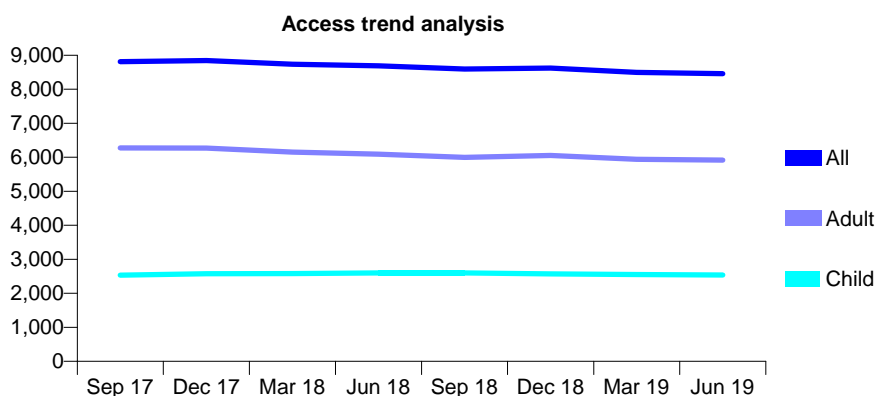
Q63 - Vital Signs At a Glance Contract Report for 186198/0001 - June 2019

Name or company name	S Cowley, R Ingham and J Angelo
Contract type name	GDS Contract
Purpose of contract	General
Contract start date	03/12/2012
Contract end date	

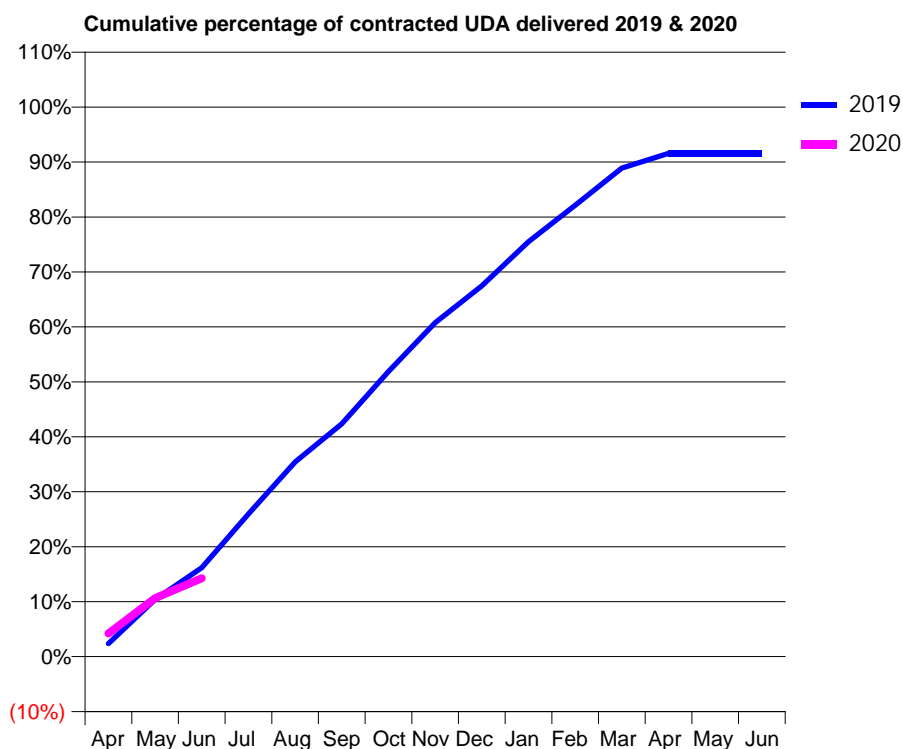
19/20 Contracted general activity (UDA)	29,500
Carry forward general activity (UDA)	0
19/20 Contracted orthodontic activity (UOA)	0
Carry forward orthodontic activity (UOA)	0
Baseline contract value	£850,680.10

ACCESS*

Patients seen in 24 months	Total	Change since previous quarter
Quarter ending June 2018	8,689	
Quarter ending September 2018	8,594	↓
Quarter ending December 2018	8,623	→
Quarter ending March 2019	8,495	↓
Quarter ending June 2019	8,459	→
Variance since June 2018	(2.6%)	↓



ACTIVITY



Month	Adjusted Scheduled Activity (UDA)	
	2019	2020
April	695	1,244
May	3,076	3,140
June	4,773	4,207
July	7,666	
August	10,452	
September	12,493	
October	15,312	
November	17,923	
December	19,898	
January	22,274	
February	24,228	
March	26,225	
April	27,012	
May	27,012	
June	27,015	

QUALITY

	Quantity	Base Number	Contract	AT	Region	England
% of FP17s for the same patient ID Re-attending within 3 months - Children	62	648	9.6%	10.2%	11.9%	11.4%
% of FP17s for the same patient ID Re-attending within 3 months - Adults	176	1,297	13.6%	15.5%	17.2%	15.4%
% of FP17s for the same patient ID Re-attending between 3 & 9 months - Children	296	648	45.7%	50.1%	49.8%	59.8%
% of FP17s for the same patient ID Re-attending between 3 & 9 months - Adults	496	1,297	38.2%	39.4%	39.5%	52.1%
% of FP17s for Band 1 Urgent Courses	182	1,643	11.1%	10.5%	11.2%	9.2%
% of FP17s Relating to Free Repair or Replacements	7	1,643	0.4%	0.6%	0.5%	0.7%
% of FP17s Relating to Continuations	29	1,643	1.8%	0.8%	0.7%	0.8%
% of Patients satisfied with the dentistry they have received	2	2	N/A	91.0%	90.6%	93.4%
% of Patients satisfied with the time they had to wait for an appointment	2	2	N/A	87.1%	83.8%	87.6%

* This is based on patients treated on this contract for their most recent course of treatment. Figures in italics indicate the base number of FP17s or Patient Questionnaire responses are less than 100. N/A is shown where the base number of responses is less than 10 during the period. % is calculated as Quantity/Base number*100

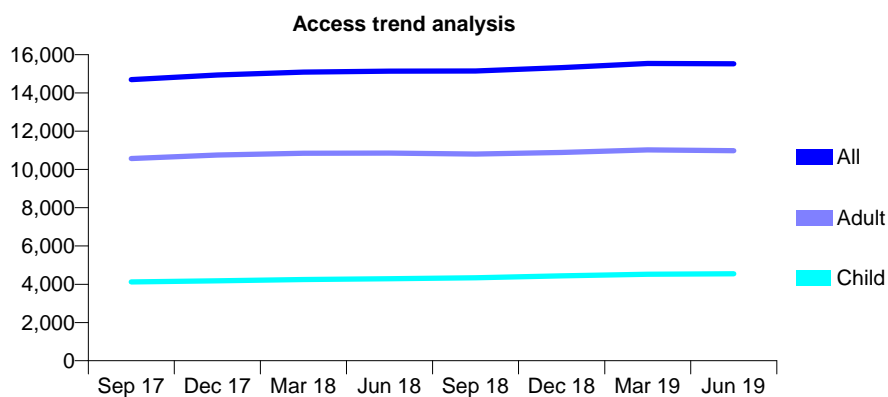
Q63 - Vital Signs At a Glance Contract Report for 186228/0001 - June 2019

Name or company name	Bexleyheath Dental Practice Ltd
Contract type name	GDS Contract
Purpose of contract	General
Contract start date	01/04/2010
Contract end date	

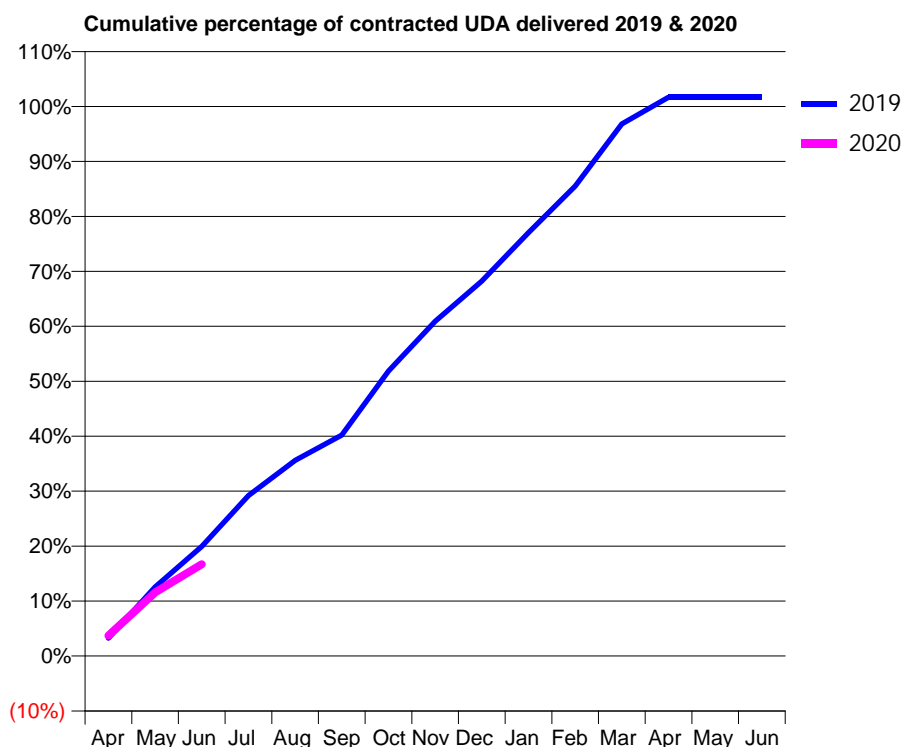
19/20 Contracted general activity (UDA)	33,247
Carry forward general activity (UDA)	0
19/20 Contracted orthodontic activity (UOA)	0
Carry forward orthodontic activity (UOA)	0
Baseline contract value	£1,015,446.77

ACCESS*

Patients seen in 24 months	Total	Change since previous quarter
Quarter ending June 2018	15,138	
Quarter ending September 2018	15,147	→
Quarter ending December 2018	15,323	→
Quarter ending March 2019	15,541	→
Quarter ending June 2019	15,525	→
Variance since June 2018	2.6%	↑



ACTIVITY



Month	Adjusted Scheduled Activity (UDA)	
	2019	2020
April	1,080	1,240
May	4,180	3,849
June	6,629	5,553
July	9,707	
August	11,839	
September	13,363	
October	17,239	
November	20,256	
December	22,686	
January	25,612	
February	28,434	
March	32,185	
April	33,811	
May	33,807	
June	33,807	

QUALITY

	Quantity	Base Number	Contract	AT	Region	England
% of FP17s for the same patient ID Re-attending within 3 months - Children	65	1,198	5.4%	10.2%	11.9%	11.4%
% of FP17s for the same patient ID Re-attending within 3 months - Adults	315	2,326	13.5%	15.5%	17.2%	15.4%
% of FP17s for the same patient ID Re-attending between 3 & 9 months - Children	522	1,198	43.6%	50.1%	49.8%	59.8%
% of FP17s for the same patient ID Re-attending between 3 & 9 months - Adults	647	2,326	27.8%	39.4%	39.5%	52.1%
% of FP17s for Band 1 Urgent Courses	300	2,857	10.5%	10.5%	11.2%	9.2%
% of FP17s Relating to Free Repair or Replacements	15	2,857	0.5%	0.6%	0.5%	0.7%
% of FP17s Relating to Continuations	43	2,857	1.5%	0.8%	0.7%	0.8%
% of Patients satisfied with the dentistry they have received	2	2	N/A	91.0%	90.6%	93.4%
% of Patients satisfied with the time they had to wait for an appointment	2	2	N/A	87.1%	83.8%	87.6%

* This is based on patients treated on this contract for their most recent course of treatment. Figures in italics indicate the base number of FP17s or Patient Questionnaire responses are less than 100. N/A is shown where the base number of responses is less than 10 during the period. % is calculated as Quantity/Base number*100

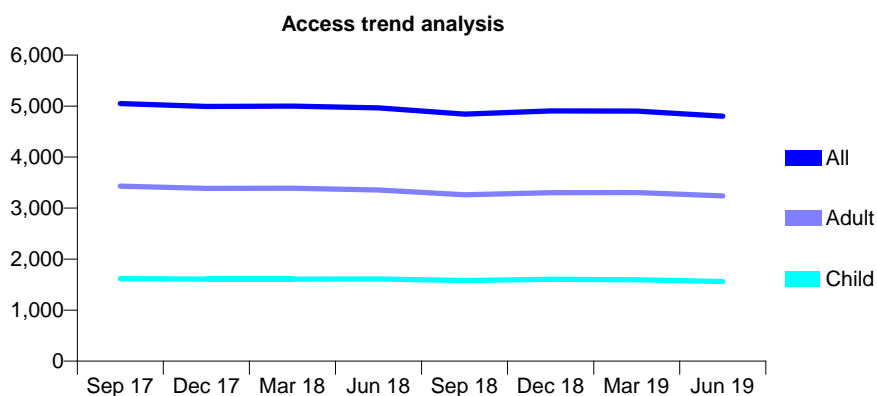
Q63 - Vital Signs At a Glance Contract Report for 186910/0001 - June 2019

Name or company name	Dentistree Battersea
Contract type name	GDS Contract
Purpose of contract	General
Contract start date	28/03/2013
Contract end date	

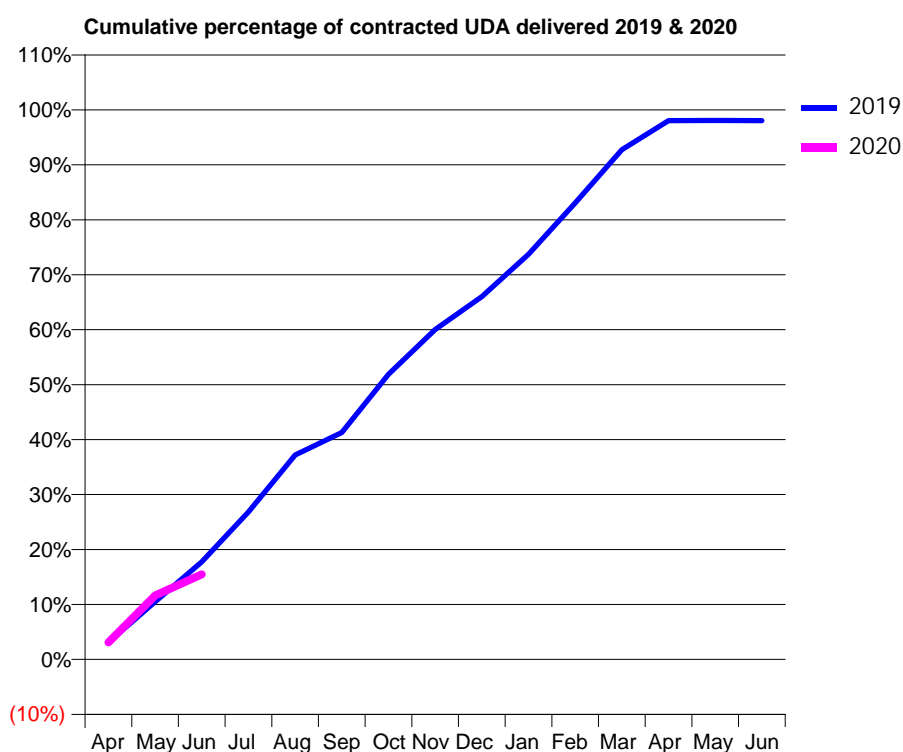
19/20 Contracted general activity (UDA)	11,500
Carry forward general activity (UDA)	0
19/20 Contracted orthodontic activity (UOA)	0
Carry forward orthodontic activity (UOA)	0
Baseline contract value	£331,689.82

ACCESS*

Patients seen in 24 months	Total	Change since previous quarter
Quarter ending June 2018	4,966	
Quarter ending September 2018	4,842	↓
Quarter ending December 2018	4,907	→
Quarter ending March 2019	4,901	→
Quarter ending June 2019	4,801	↓
Variance since June 2018	(3.3%)	↓



ACTIVITY



Month	Adjusted Scheduled Activity (UDA)	
	2019	2020
April	360	359
May	1,206	1,337
June	2,041	1,782
July	3,086	
August	4,279	
September	4,749	
October	5,967	
November	6,906	
December	7,588	
January	8,480	
February	9,553	
March	10,664	
April	11,274	
May	11,279	
June	11,277	

QUALITY

	Quantity	Base Number	Contract	AT	Region	England
% of FP17s for the same patient ID Re-attending within 3 months - Children	31	465	6.7%	10.2%	11.9%	11.4%
% of FP17s for the same patient ID Re-attending within 3 months - Adults	113	795	14.2%	15.5%	17.2%	15.4%
% of FP17s for the same patient ID Re-attending between 3 & 9 months - Children	305	465	65.6%	50.1%	49.8%	59.8%
% of FP17s for the same patient ID Re-attending between 3 & 9 months - Adults	384	795	48.3%	39.4%	39.5%	52.1%
% of FP17s for Band 1 Urgent Courses	110	1,015	10.8%	10.5%	11.2%	9.2%
% of FP17s Relating to Free Repair or Replacements	8	1,015	0.8%	0.6%	0.5%	0.7%
% of FP17s Relating to Continuations	1	1,015	0.1%	0.8%	0.7%	0.8%
% of Patients satisfied with the dentistry they have received	2	2	N/A	91.0%	90.6%	93.4%
% of Patients satisfied with the time they had to wait for an appointment	2	2	N/A	87.1%	83.8%	87.6%

* This is based on patients treated on this contract for their most recent course of treatment. Figures in italics indicate the base number of FP17s or Patient Questionnaire responses are less than 100. N/A is shown where the base number of responses is less than 10 during the period. % is calculated as Quantity/Base number*100

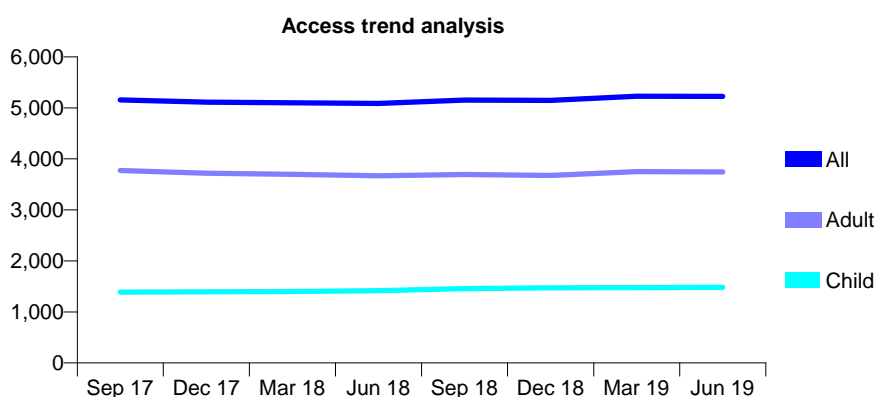
Q63 - Vital Signs At a Glance Contract Report for 186937/0001 - June 2019

Name or company name	Dr A.K. Patel & Dr S.N. Patel
Contract type name	GDS Contract
Purpose of contract	General
Contract start date	01/03/2008
Contract end date	

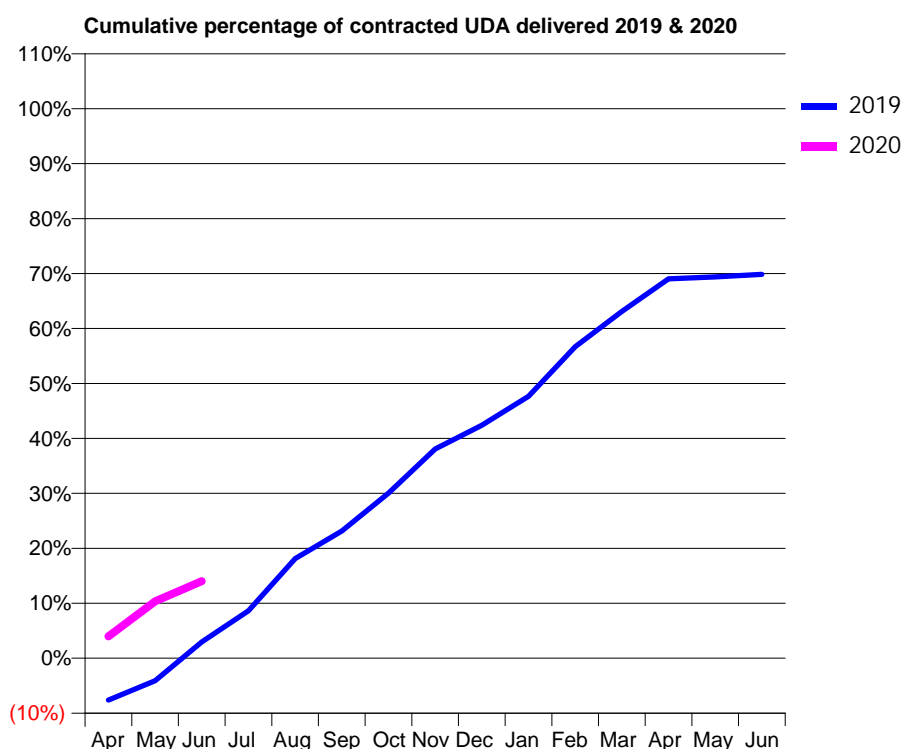
19/20 Contracted general activity (UDA)	15,553
Carry forward general activity (UDA)	0
19/20 Contracted orthodontic activity (UOA)	0
Carry forward orthodontic activity (UOA)	0
Baseline contract value	£451,039.98

ACCESS*

Patients seen in 24 months	Total	Change since previous quarter
Quarter ending June 2018	5,085	
Quarter ending September 2018	5,153	→
Quarter ending December 2018	5,147	→
Quarter ending March 2019	5,227	→
Quarter ending June 2019	5,226	→
Variance since June 2018	2.8%	↑



ACTIVITY



Adjusted Scheduled Activity (UDA)		
Month	2019	2020
April	-1,186	617
May	-639	1,610
June	462	2,180
July	1,347	
August	2,822	
September	3,598	
October	4,673	
November	5,925	
December	6,591	
January	7,415	
February	8,814	
March	9,813	
April	10,737	
May	10,791	
June	10,865	

QUALITY

	Quantity	Base Number	Contract	AT	Region	England
% of FP17s for the same patient ID Re-attending within 3 months - Children	26	429	6.1%	10.2%	11.9%	11.4%
% of FP17s for the same patient ID Re-attending within 3 months - Adults	132	866	15.2%	15.5%	17.2%	15.4%
% of FP17s for the same patient ID Re-attending between 3 & 9 months - Children	191	429	44.5%	50.1%	49.8%	59.8%
% of FP17s for the same patient ID Re-attending between 3 & 9 months - Adults	228	866	26.3%	39.4%	39.5%	52.1%
% of FP17s for Band 1 Urgent Courses	115	925	12.4%	10.5%	11.2%	9.2%
% of FP17s Relating to Free Repair or Replacements	3	925	0.3%	0.6%	0.5%	0.7%
% of FP17s Relating to Continuations	12	925	1.3%	0.8%	0.7%	0.8%
% of Patients satisfied with the dentistry they have received	0	0	N/A	91.0%	90.6%	93.4%
% of Patients satisfied with the time they had to wait for an appointment	0	0	N/A	87.1%	83.8%	87.6%

* This is based on patients treated on this contract for their most recent course of treatment.

Figures in italics indicate the base number of FP17s or Patient Questionnaire responses are less than 100. N/A is shown where the base number of responses is less than 10 during the period. % is calculated as Quantity/Base number*100

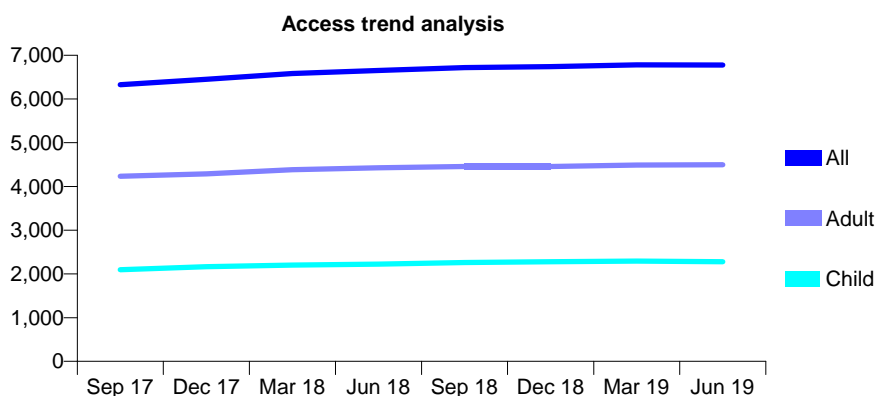
Q63 - Vital Signs At a Glance Contract Report for 187054/0001 - June 2019

Name or company name	Svinita R Raichura
Contract type name	GDS Contract
Purpose of contract	General
Contract start date	06/02/2014
Contract end date	

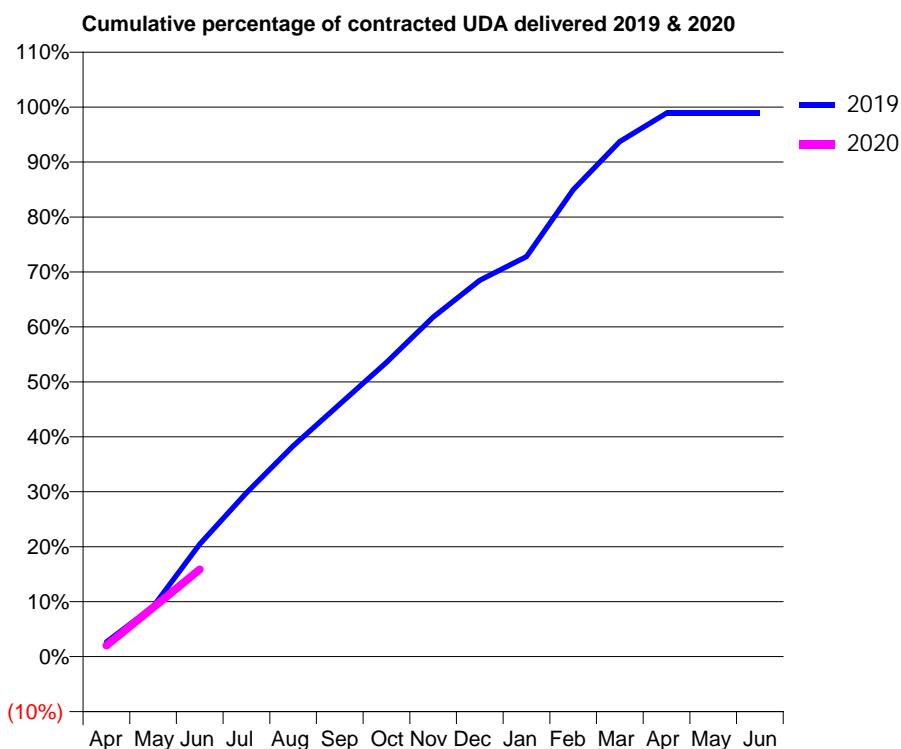
19/20 Contracted general activity (UDA)	14,029
Carry forward general activity (UDA)	0
19/20 Contracted orthodontic activity (UOA)	0
Carry forward orthodontic activity (UOA)	0
Baseline contract value	£344,802.18

ACCESS*

Patients seen in 24 months	Total	Change since previous quarter
Quarter ending June 2018	6,651	
Quarter ending September 2018	6,717	→
Quarter ending December 2018	6,738	→
Quarter ending March 2019	6,782	→
Quarter ending June 2019	6,776	→
Variance since June 2018	1.9%	→



ACTIVITY



Month	Adjusted Scheduled Activity (UDA)	
	2019	2020
April	375	285
May	1,278	1,255
June	2,870	2,226
July	4,184	
August	5,381	
September	6,447	
October	7,513	
November	8,667	
December	9,610	
January	10,211	
February	11,922	
March	13,148	
April	13,872	
May	13,871	
June	13,871	

QUALITY

	Quantity	Base Number	Contract	AT	Region	England
% of FP17s for the same patient ID Re-attending within 3 months - Children	26	565	4.6%	10.2%	11.9%	11.4%
% of FP17s for the same patient ID Re-attending within 3 months - Adults	126	1,020	12.4%	15.5%	17.2%	15.4%
% of FP17s for the same patient ID Re-attending between 3 & 9 months - Children	227	565	40.2%	50.1%	49.8%	59.8%
% of FP17s for the same patient ID Re-attending between 3 & 9 months - Adults	350	1,020	34.3%	39.4%	39.5%	52.1%
% of FP17s for Band 1 Urgent Courses	130	1,275	10.2%	10.5%	11.2%	9.2%
% of FP17s Relating to Free Repair or Replacements	2	1,275	0.2%	0.6%	0.5%	0.7%
% of FP17s Relating to Continuations	3	1,275	0.2%	0.8%	0.7%	0.8%
% of Patients satisfied with the dentistry they have received	1	1	N/A	91.0%	90.6%	93.4%
% of Patients satisfied with the time they had to wait for an appointment	0	1	N/A	87.1%	83.8%	87.6%

* This is based on patients treated on this contract for their most recent course of treatment. Figures in italics indicate the base number of FP17s or Patient Questionnaire responses are less than 100. N/A is shown where the base number of responses is less than 10 during the period. % is calculated as Quantity/Base number*100

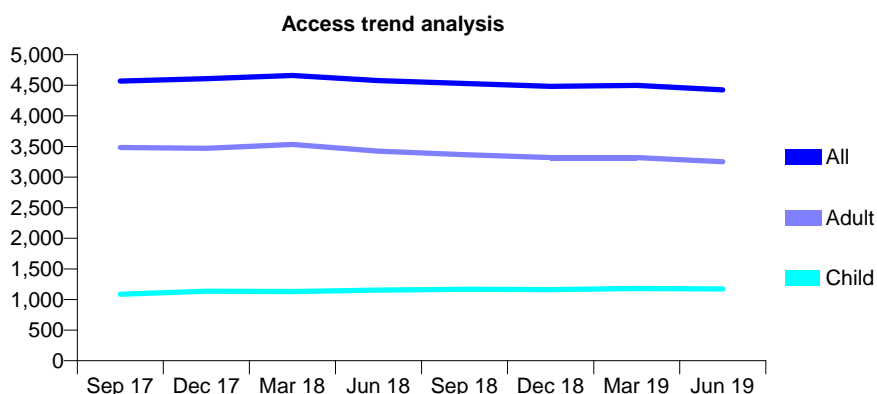
Q63 - Vital Signs At a Glance Contract Report for 187488/0001 - June 2019

Name or company name	Purley Dental Care
Contract type name	GDS Contract
Purpose of contract	General
Contract start date	20/06/2012
Contract end date	

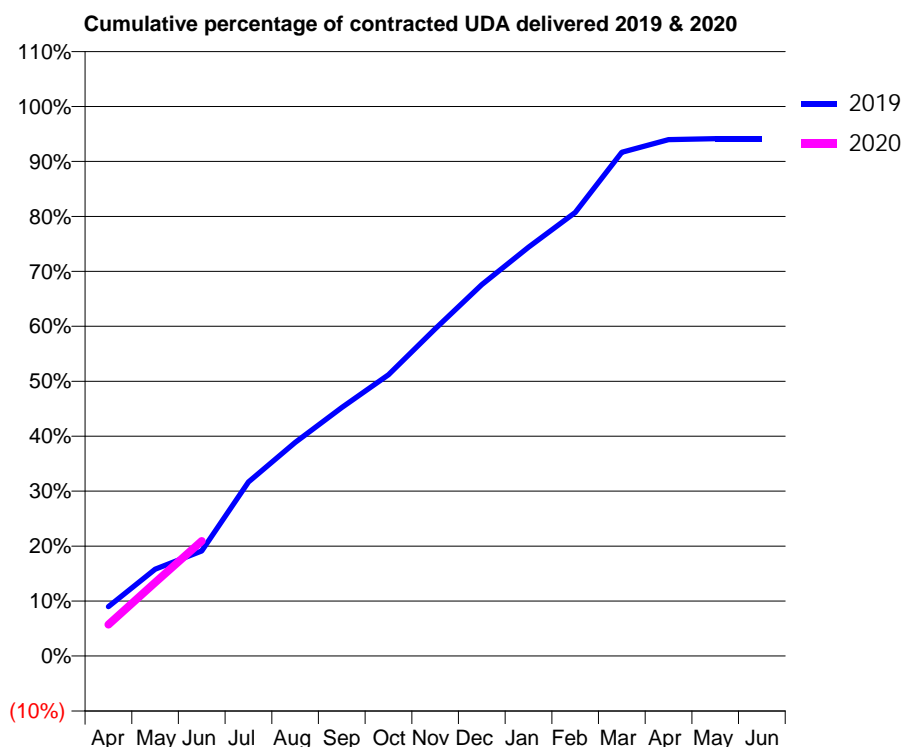
19/20 Contracted general activity (UDA)	10,771
Carry forward general activity (UDA)	0
19/20 Contracted orthodontic activity (UOA)	0
Carry forward orthodontic activity (UOA)	0
Baseline contract value	£249,793.68

ACCESS*

Patients seen in 24 months	Total	Change since previous quarter
Quarter ending June 2018	4,577	
Quarter ending September 2018	4,531	↓
Quarter ending December 2018	4,482	↓
Quarter ending March 2019	4,498	→
Quarter ending June 2019	4,425	↓
Variance since June 2018	(3.3%)	↓



ACTIVITY



Month	Adjusted Scheduled Activity (UDA)	
	2019	2020
April	969	615
May	1,702	1,440
June	2,058	2,256
July	3,414	
August	4,187	
September	4,870	
October	5,514	
November	6,413	
December	7,277	
January	8,012	
February	8,693	
March	9,873	
April	10,122	
May	10,140	
June	10,140	

QUALITY

	Quantity	Base Number	Contract	AT	Region	England
% of FP17s for the same patient ID Re-attending within 3 months - Children	14	315	4.4%	10.2%	11.9%	11.4%
% of FP17s for the same patient ID Re-attending within 3 months - Adults	111	815	13.6%	15.5%	17.2%	15.4%
% of FP17s for the same patient ID Re-attending between 3 & 9 months - Children	140	315	44.4%	50.1%	49.8%	59.8%
% of FP17s for the same patient ID Re-attending between 3 & 9 months - Adults	336	815	41.2%	39.4%	39.5%	52.1%
% of FP17s for Band 1 Urgent Courses	73	991	7.4%	10.5%	11.2%	9.2%
% of FP17s Relating to Free Repair or Replacements	15	991	1.5%	0.6%	0.5%	0.7%
% of FP17s Relating to Continuations	25	991	2.5%	0.8%	0.7%	0.8%
% of Patients satisfied with the dentistry they have received	1	2	N/A	91.0%	90.6%	93.4%
% of Patients satisfied with the time they had to wait for an appointment	1	2	N/A	87.1%	83.8%	87.6%

* This is based on patients treated on this contract for their most recent course of treatment. Figures in italics indicate the base number of FP17s or Patient Questionnaire responses are less than 100. N/A is shown where the base number of responses is less than 10 during the period. % is calculated as Quantity/Base number*100

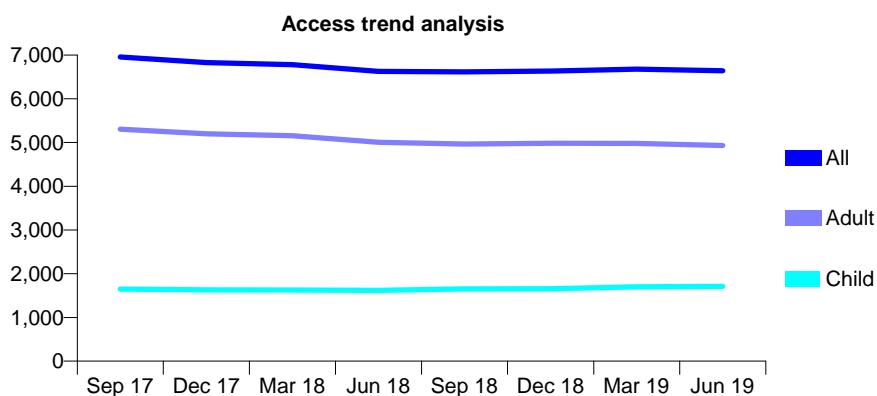
Q63 - Vital Signs At a Glance Contract Report for 188794/0001 - June 2019

Name or company name	Dr P Patel & Dr R Chadha
Contract type name	GDS Contract
Purpose of contract	General
Contract start date	01/04/2014
Contract end date	

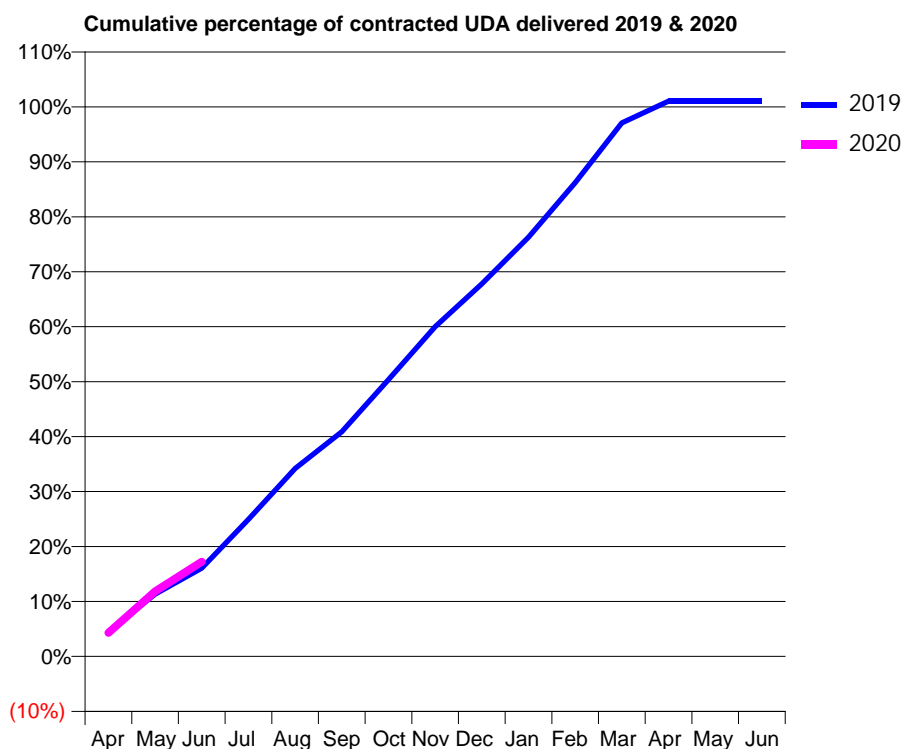
19/20 Contracted general activity (UDA)	17,100
Carry forward general activity (UDA)	0
19/20 Contracted orthodontic activity (UOA)	0
Carry forward orthodontic activity (UOA)	0
Baseline contract value	£616,081.04

ACCESS*

Patients seen in 24 months	Total	Change since previous quarter
Quarter ending June 2018	6,626	
Quarter ending September 2018	6,616	→
Quarter ending December 2018	6,636	→
Quarter ending March 2019	6,678	→
Quarter ending June 2019	6,642	→
Variance since June 2018	0.2%	→



ACTIVITY



Month	Adjusted Scheduled Activity (UDA)	
	2019	2020
April	770	737
May	1,938	2,025
June	2,748	2,943
July	4,267	
August	5,850	
September	6,988	
October	8,615	
November	10,261	
December	11,592	
January	13,043	
February	14,740	
March	16,602	
April	17,278	
May	17,278	
June	17,278	

QUALITY

	Quantity	Base Number	Contract	AT	Region	England
% of FP17s for the same patient ID Re-attending within 3 months - Children	30	454	6.6%	10.2%	11.9%	11.4%
% of FP17s for the same patient ID Re-attending within 3 months - Adults	172	1,171	14.7%	15.5%	17.2%	15.4%
% of FP17s for the same patient ID Re-attending between 3 & 9 months - Children	228	454	50.2%	50.1%	49.8%	59.8%
% of FP17s for the same patient ID Re-attending between 3 & 9 months - Adults	457	1,171	39.0%	39.4%	39.5%	52.1%
% of FP17s for Band 1 Urgent Courses	152	1,388	11.0%	10.5%	11.2%	9.2%
% of FP17s Relating to Free Repair or Replacements	5	1,388	0.4%	0.6%	0.5%	0.7%
% of FP17s Relating to Continuations	19	1,388	1.4%	0.8%	0.7%	0.8%
% of Patients satisfied with the dentistry they have received	0	0	N/A	91.0%	90.6%	93.4%
% of Patients satisfied with the time they had to wait for an appointment	0	0	N/A	87.1%	83.8%	87.6%

* This is based on patients treated on this contract for their most recent course of treatment. Figures in italics indicate the base number of FP17s or Patient Questionnaire responses are less than 100. N/A is shown where the base number of responses is less than 10 during the period. % is calculated as Quantity/Base number*100

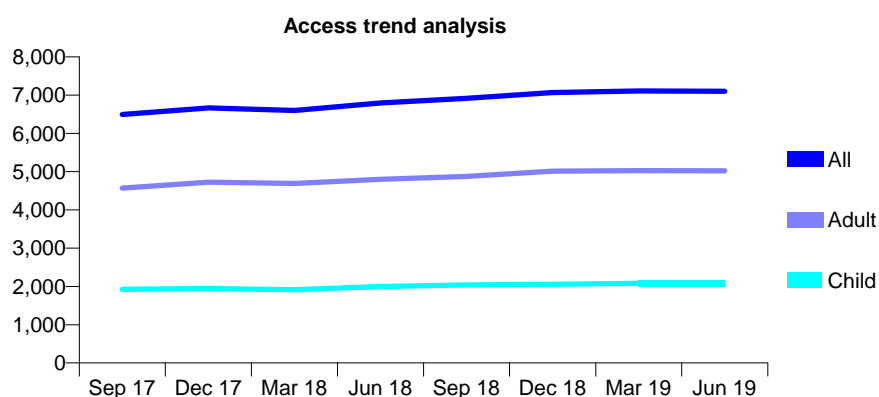
Q63 - Vital Signs At a Glance Contract Report for 188824/0001 - June 2019

Name or company name	Dr S Balachandran and Dr D Chellappah
Contract type name	GDS Contract
Purpose of contract	General
Contract start date	01/01/2013
Contract end date	

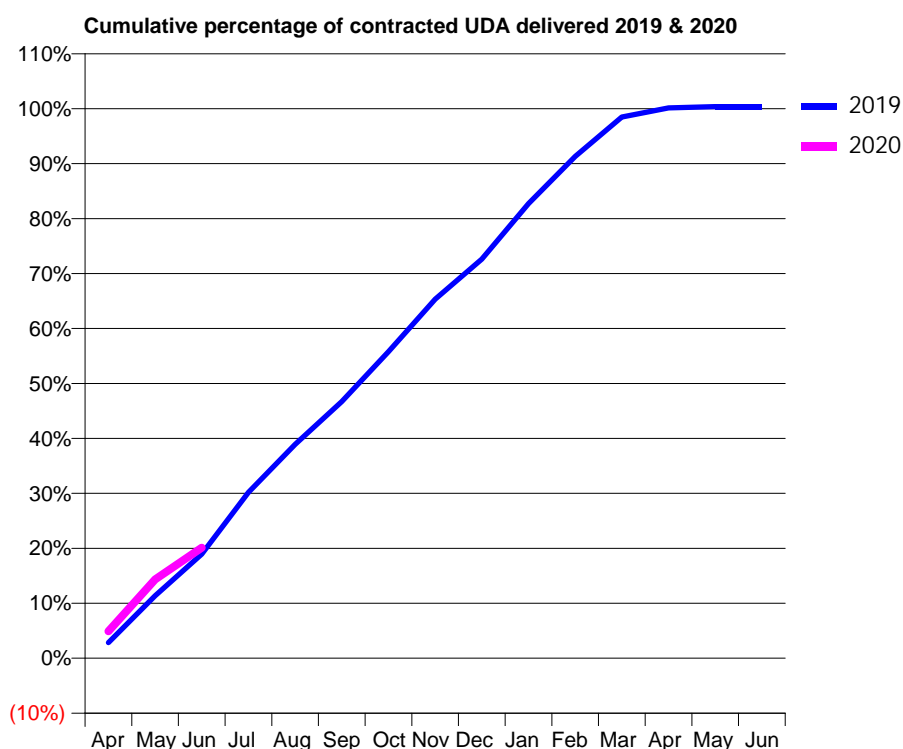
19/20 Contracted general activity (UDA)	18,000
Carry forward general activity (UDA)	0
19/20 Contracted orthodontic activity (UOA)	0
Carry forward orthodontic activity (UOA)	0
Baseline contract value	£480,965.90

ACCESS*

Patients seen in 24 months	Total	Change since previous quarter
Quarter ending June 2018	6,794	
Quarter ending September 2018	6,916	→
Quarter ending December 2018	7,068	↑
Quarter ending March 2019	7,110	→
Quarter ending June 2019	7,100	→
Variance since June 2018	4.5%	↑



ACTIVITY



Month	2019	2020
April	513	885
May	2,047	2,583
June	3,408	3,618
July	5,437	
August	7,002	
September	8,407	
October	10,040	
November	11,762	
December	13,071	
January	14,888	
February	16,436	
March	17,723	
April	18,024	
May	18,062	
June	18,062	

QUALITY

	Quantity	Base Number	Contract	AT	Region	England
% of FP17s for the same patient ID Re-attending within 3 months - Children	36	597	6.0%	10.2%	11.9%	11.4%
% of FP17s for the same patient ID Re-attending within 3 months - Adults	106	1,144	9.3%	15.5%	17.2%	15.4%
% of FP17s for the same patient ID Re-attending between 3 & 9 months - Children	371	597	62.1%	50.1%	49.8%	59.8%
% of FP17s for the same patient ID Re-attending between 3 & 9 months - Adults	544	1,144	47.6%	39.4%	39.5%	52.1%
% of FP17s for Band 1 Urgent Courses	156	1,571	9.9%	10.5%	11.2%	9.2%
% of FP17s Relating to Free Repair or Replacements	4	1,571	0.3%	0.6%	0.5%	0.7%
% of FP17s Relating to Continuations	1	1,571	0.1%	0.8%	0.7%	0.8%
% of Patients satisfied with the dentistry they have received	0	0	N/A	91.0%	90.6%	93.4%
% of Patients satisfied with the time they had to wait for an appointment	0	0	N/A	87.1%	83.8%	87.6%

* This is based on patients treated on this contract for their most recent course of treatment.

Figures in italics indicate the base number of FP17s or Patient Questionnaire responses are less than 100. N/A is shown where the base number of responses is less than 10 during the period. % is calculated as Quantity/Base number*100

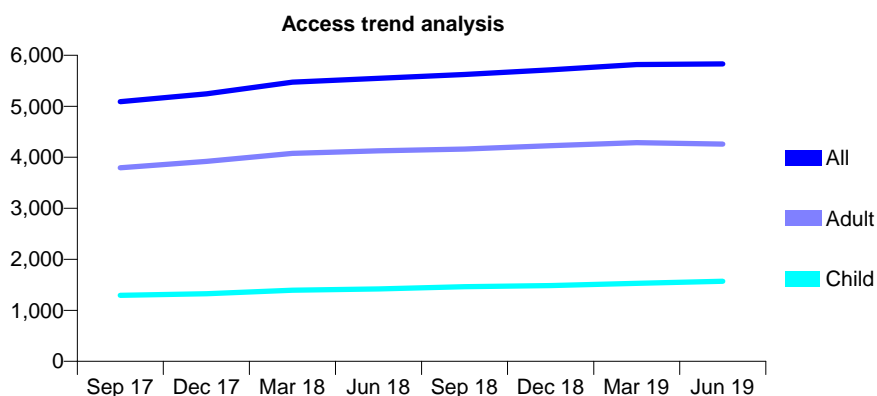
Q63 - Vital Signs At a Glance Contract Report for 189006/0001 - June 2019

Name or company name	Smile 4U Limited
Contract type name	GDS Contract
Purpose of contract	General
Contract start date	04/01/2010
Contract end date	

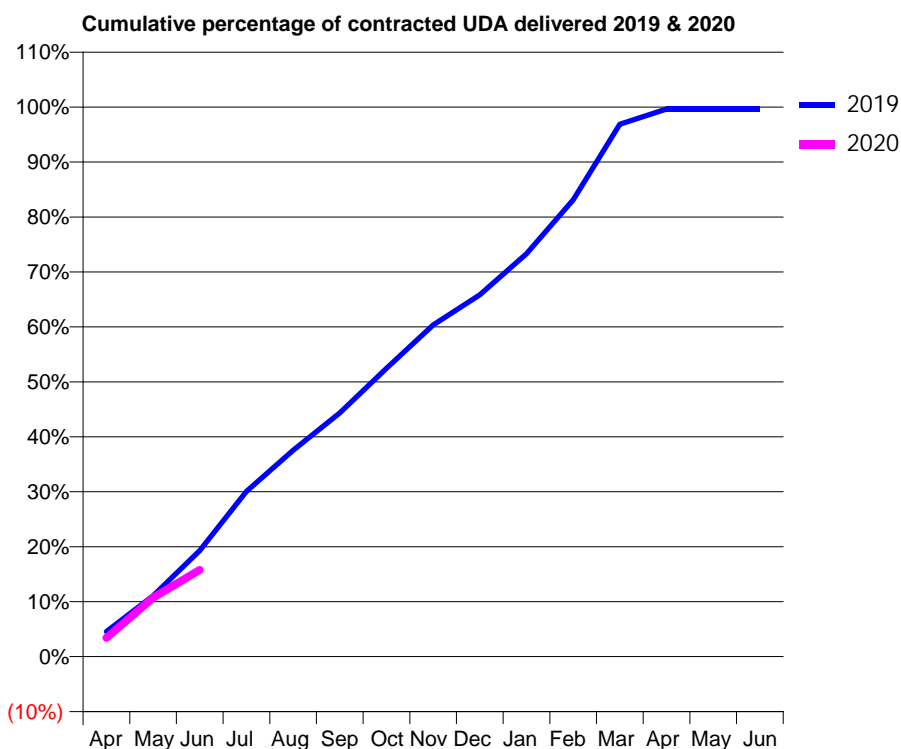
19/20 Contracted general activity (UDA)	14,250
Carry forward general activity (UDA)	0
19/20 Contracted orthodontic activity (UOA)	0
Carry forward orthodontic activity (UOA)	0
Baseline contract value	£373,801.54

ACCESS*

Patients seen in 24 months	Total	Change since previous quarter
Quarter ending June 2018	5,548	
Quarter ending September 2018	5,623	→
Quarter ending December 2018	5,714	→
Quarter ending March 2019	5,818	→
Quarter ending June 2019	5,831	→
Variance since June 2018	5.1%	↑



ACTIVITY



Month	Adjusted Scheduled Activity (UDA)	
	2019	2020
April	648	488
May	1,578	1,529
June	2,751	2,250
July	4,285	
August	5,352	
September	6,319	
October	7,476	
November	8,601	
December	9,381	
January	10,449	
February	11,846	
March	13,807	
April	14,200	
May	14,201	
June	14,199	

QUALITY

	Quantity	Base Number	Contract	AT	Region	England
% of FP17s for the same patient ID Re-attending within 3 months - Children	32	458	7.0%	10.2%	11.9%	11.4%
% of FP17s for the same patient ID Re-attending within 3 months - Adults	89	991	9.0%	15.5%	17.2%	15.4%
% of FP17s for the same patient ID Re-attending between 3 & 9 months - Children	277	458	60.5%	50.1%	49.8%	59.8%
% of FP17s for the same patient ID Re-attending between 3 & 9 months - Adults	480	991	48.4%	39.4%	39.5%	52.1%
% of FP17s for Band 1 Urgent Courses	79	1,063	7.4%	10.5%	11.2%	9.2%
% of FP17s Relating to Free Repair or Replacements	7	1,063	0.7%	0.6%	0.5%	0.7%
% of FP17s Relating to Continuations	2	1,063	0.2%	0.8%	0.7%	0.8%
% of Patients satisfied with the dentistry they have received	1	1	N/A	91.0%	90.6%	93.4%
% of Patients satisfied with the time they had to wait for an appointment	1	1	N/A	87.1%	83.8%	87.6%

* This is based on patients treated on this contract for their most recent course of treatment. Figures in italics indicate the base number of FP17s or Patient Questionnaire responses are less than 100. N/A is shown where the base number of responses is less than 10 during the period. % is calculated as Quantity/Base number*100

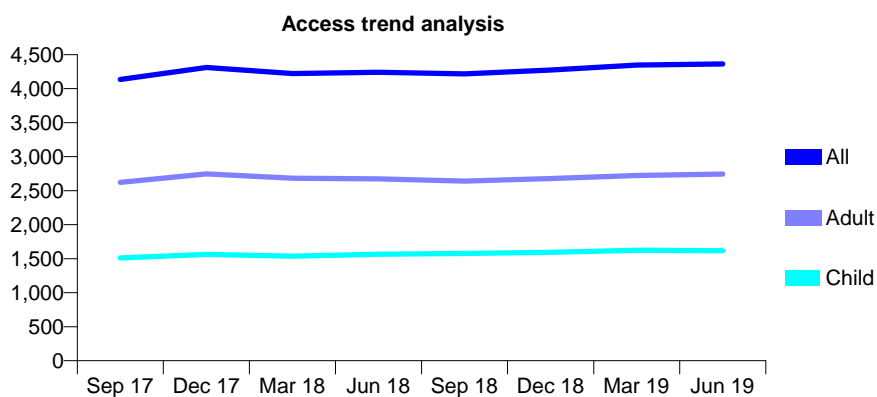
Q63 - Vital Signs At a Glance Contract Report for 192090/0001 - June 2019

Name or company name	Oasis Dental Care
Contract type name	GDS Contract
Purpose of contract	General
Contract start date	01/01/2016
Contract end date	

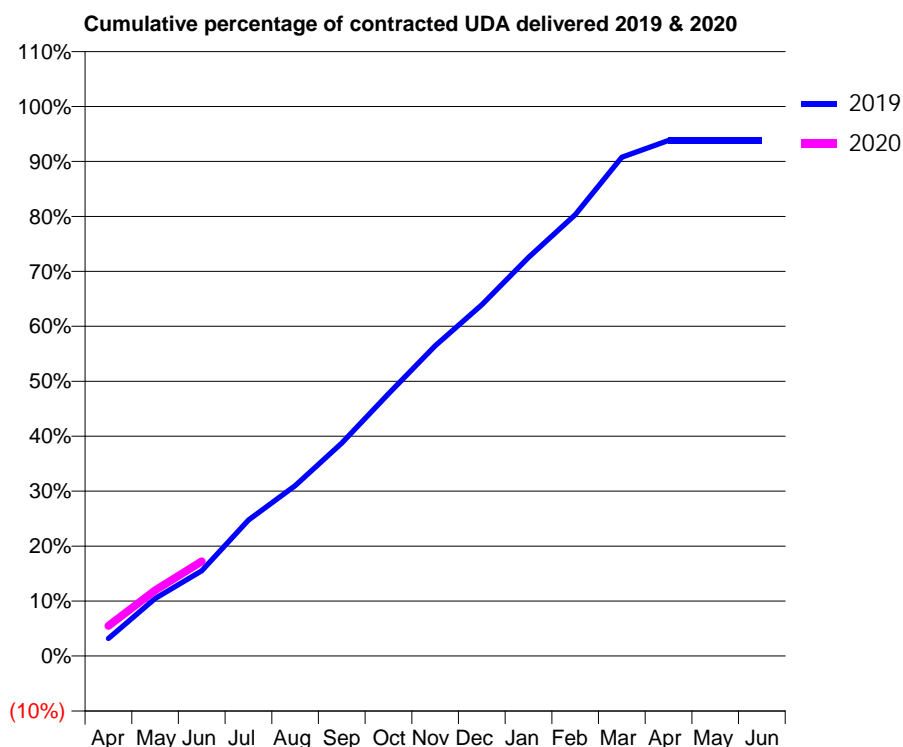
19/20 Contracted general activity (UDA)	12,796
Carry forward general activity (UDA)	0
19/20 Contracted orthodontic activity (UOA)	0
Carry forward orthodontic activity (UOA)	0
Baseline contract value	£376,734.03

ACCESS*

Patients seen in 24 months	Total	Change since previous quarter
Quarter ending June 2018	4,240	
Quarter ending September 2018	4,217	→
Quarter ending December 2018	4,274	→
Quarter ending March 2019	4,349	→
Quarter ending June 2019	4,363	→
Variance since June 2018	2.9%	↑



ACTIVITY



Month	Adjusted Scheduled Activity (UDA)	
	2019	2020
April	408	703
May	1,339	1,529
June	1,985	2,208
July	3,166	
August	3,967	
September	4,958	
October	6,107	
November	7,223	
December	8,177	
January	9,281	
February	10,277	
March	11,611	
April	12,002	
May	12,006	
June	12,006	

QUALITY

	Quantity	Base Number	Contract	AT	Region	England
% of FP17s for the same patient ID Re-attending within 3 months - Children	35	490	7.1%	10.2%	11.9%	11.4%
% of FP17s for the same patient ID Re-attending within 3 months - Adults	92	798	11.5%	15.5%	17.2%	15.4%
% of FP17s for the same patient ID Re-attending between 3 & 9 months - Children	287	490	58.6%	50.1%	49.8%	59.8%
% of FP17s for the same patient ID Re-attending between 3 & 9 months - Adults	438	798	54.9%	39.4%	39.5%	52.1%
% of FP17s for Band 1 Urgent Courses	83	1,109	7.5%	10.5%	11.2%	9.2%
% of FP17s Relating to Free Repair or Replacements	3	1,109	0.3%	0.6%	0.5%	0.7%
% of FP17s Relating to Continuations	11	1,109	1.0%	0.8%	0.7%	0.8%
% of Patients satisfied with the dentistry they have received	3	3	N/A	91.0%	90.6%	93.4%
% of Patients satisfied with the time they had to wait for an appointment	2	3	N/A	87.1%	83.8%	87.6%

* This is based on patients treated on this contract for their most recent course of treatment. Figures in italics indicate the base number of FP17s or Patient Questionnaire responses are less than 100. N/A is shown where the base number of responses is less than 10 during the period. % is calculated as Quantity/Base number*100

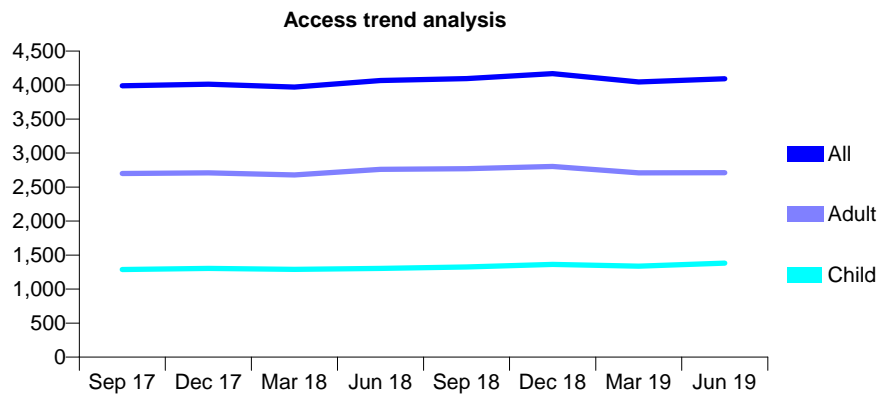
Q63 - Vital Signs At a Glance Contract Report for 192112/0001 - June 2019

Name or company name	Ark G Surgeries Ltd
Contract type name	GDS Contract
Purpose of contract	General
Contract start date	01/11/2012
Contract end date	

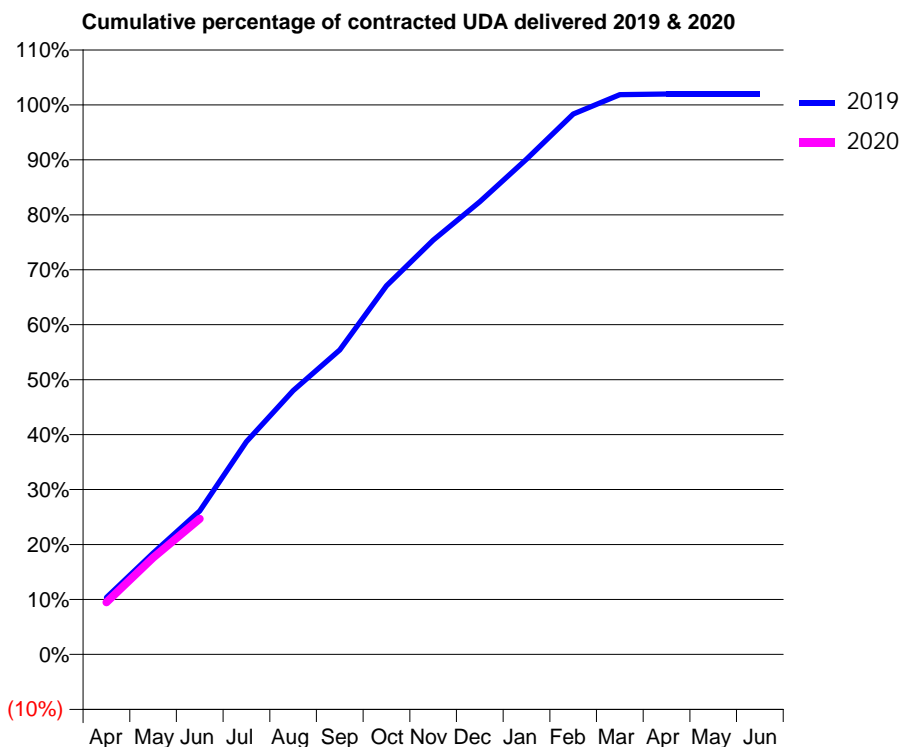
19/20 Contracted general activity (UDA)	14,539
Carry forward general activity (UDA)	0
19/20 Contracted orthodontic activity (UOA)	0
Carry forward orthodontic activity (UOA)	0
Baseline contract value	£377,685.11

ACCESS*

Patients seen in 24 months	Total	Change since previous quarter
Quarter ending June 2018	4,067	
Quarter ending September 2018	4,096	→
Quarter ending December 2018	4,167	→
Quarter ending March 2019	4,047	↓
Quarter ending June 2019	4,094	→
Variance since June 2018	0.7%	→



ACTIVITY



Month	Adjusted Scheduled Activity (UDA)	
	2019	2020
April	1,505	1,378
May	2,684	2,561
June	3,797	3,591
July	5,629	
August	6,979	
September	8,058	
October	9,753	
November	10,959	
December	11,977	
January	13,103	
February	14,296	
March	14,811	
April	14,823	
May	14,823	
June	14,823	

QUALITY

	Quantity	Base Number	Contract	AT	Region	England
% of FP17s for the same patient ID Re-attending within 3 months - Children	36	429	8.4%	10.2%	11.9%	11.4%
% of FP17s for the same patient ID Re-attending within 3 months - Adults	95	682	13.9%	15.5%	17.2%	15.4%
% of FP17s for the same patient ID Re-attending between 3 & 9 months - Children	167	429	38.9%	50.1%	49.8%	59.8%
% of FP17s for the same patient ID Re-attending between 3 & 9 months - Adults	272	682	39.9%	39.4%	39.5%	52.1%
% of FP17s for Band 1 Urgent Courses	101	921	11.0%	10.5%	11.2%	9.2%
% of FP17s Relating to Free Repair or Replacements	0	921	0.0%	0.6%	0.5%	0.7%
% of FP17s Relating to Continuations	3	921	0.3%	0.8%	0.7%	0.8%
% of Patients satisfied with the dentistry they have received	0	0	N/A	91.0%	90.6%	93.4%
% of Patients satisfied with the time they had to wait for an appointment	0	0	N/A	87.1%	83.8%	87.6%

* This is based on patients treated on this contract for their most recent course of treatment. Figures in italics indicate the base number of FP17s or Patient Questionnaire responses are less than 100. N/A is shown where the base number of responses is less than 10 during the period. % is calculated as Quantity/Base number*100

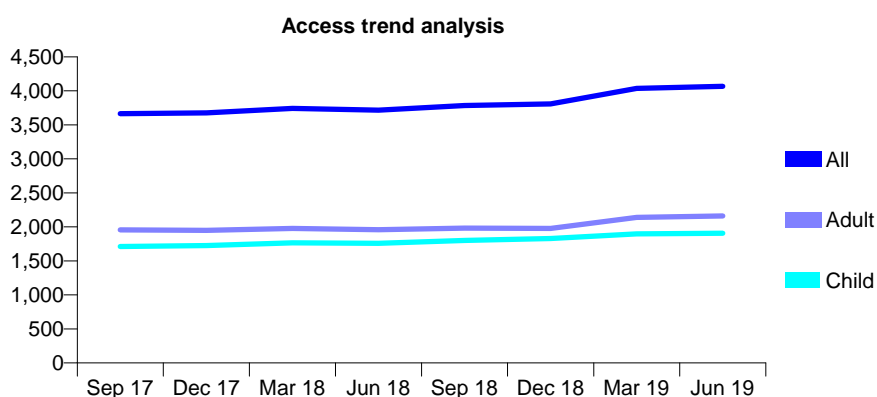
Q63 - Vital Signs At a Glance Contract Report for 192201/0001 - June 2019

Name or company name	Claremont Dental Practice
Contract type name	GDS Contract
Purpose of contract	General
Contract start date	01/05/2008
Contract end date	

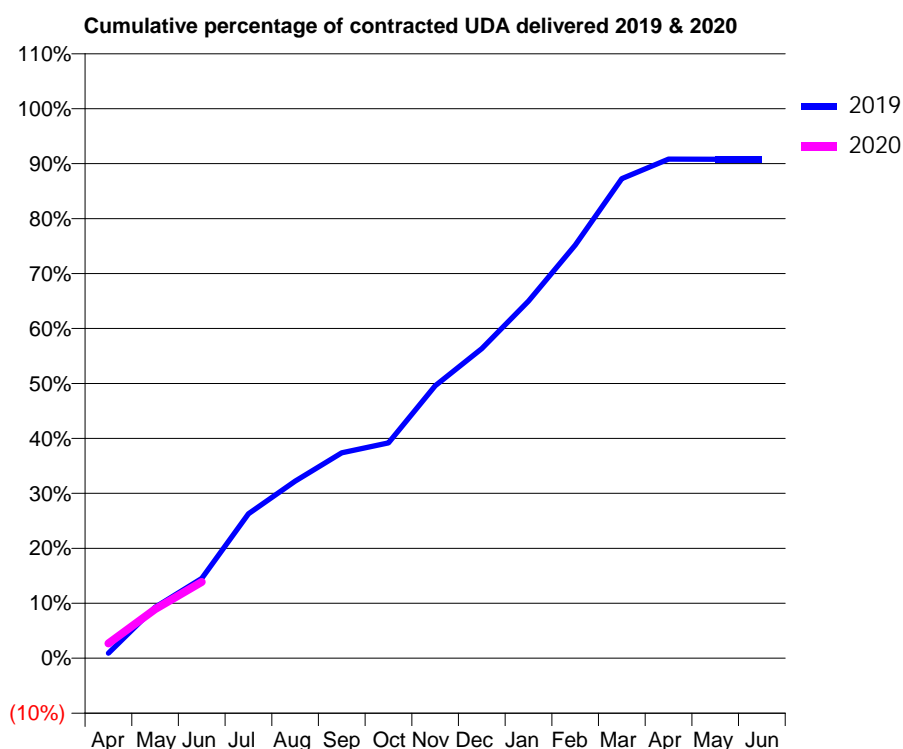
19/20 Contracted general activity (UDA)	8,954
Carry forward general activity (UDA)	0
19/20 Contracted orthodontic activity (UOA)	0
Carry forward orthodontic activity (UOA)	0
Baseline contract value	£210,894.79

ACCESS*

Patients seen in 24 months	Total	Change since previous quarter
Quarter ending June 2018	3,717	
Quarter ending September 2018	3,785	→
Quarter ending December 2018	3,809	→
Quarter ending March 2019	4,037	↑
Quarter ending June 2019	4,068	→
Variance since June 2018	9.4%	↑



ACTIVITY



Adjusted Scheduled Activity (UDA)		
Month	2019	2020
April	84	243
May	831	799
June	1,300	1,241
July	2,355	
August	2,885	
September	3,347	
October	3,509	
November	4,439	
December	5,043	
January	5,820	
February	6,731	
March	7,815	
April	8,133	
May	8,130	
June	8,130	

QUALITY

	Quantity	Base Number	Contract	AT	Region	England
% of FP17s for the same patient ID Re-attending within 3 months - Children	65	516	12.6%	10.2%	11.9%	11.4%
% of FP17s for the same patient ID Re-attending within 3 months - Adults	59	570	10.4%	15.5%	17.2%	15.4%
% of FP17s for the same patient ID Re-attending between 3 & 9 months - Children	285	516	55.2%	50.1%	49.8%	59.8%
% of FP17s for the same patient ID Re-attending between 3 & 9 months - Adults	296	570	51.9%	39.4%	39.5%	52.1%
% of FP17s for Band 1 Urgent Courses	64	874	7.3%	10.5%	11.2%	9.2%
% of FP17s Relating to Free Repair or Replacements	4	874	0.5%	0.6%	0.5%	0.7%
% of FP17s Relating to Continuations	4	874	0.5%	0.8%	0.7%	0.8%
% of Patients satisfied with the dentistry they have received	0	0	N/A	91.0%	90.6%	93.4%
% of Patients satisfied with the time they had to wait for an appointment	0	0	N/A	87.1%	83.8%	87.6%

* This is based on patients treated on this contract for their most recent course of treatment.

Figures in italics indicate the base number of FP17s or Patient Questionnaire responses are less than 100. N/A is shown where the base number of responses is less than 10 during the period. % is calculated as Quantity/Base number*100

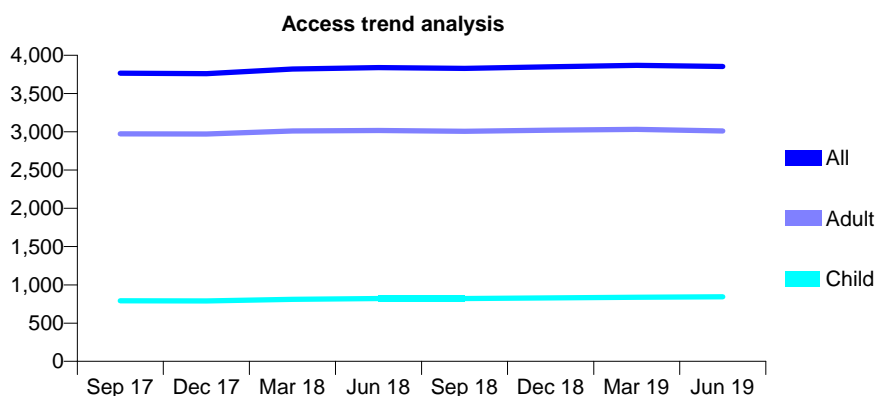
Q63 - Vital Signs At a Glance Contract Report for 192902/0001 - June 2019

Name or company name	I.J & S.C Fernandes
Contract type name	GDS Contract
Purpose of contract	General
Contract start date	17/04/2011
Contract end date	

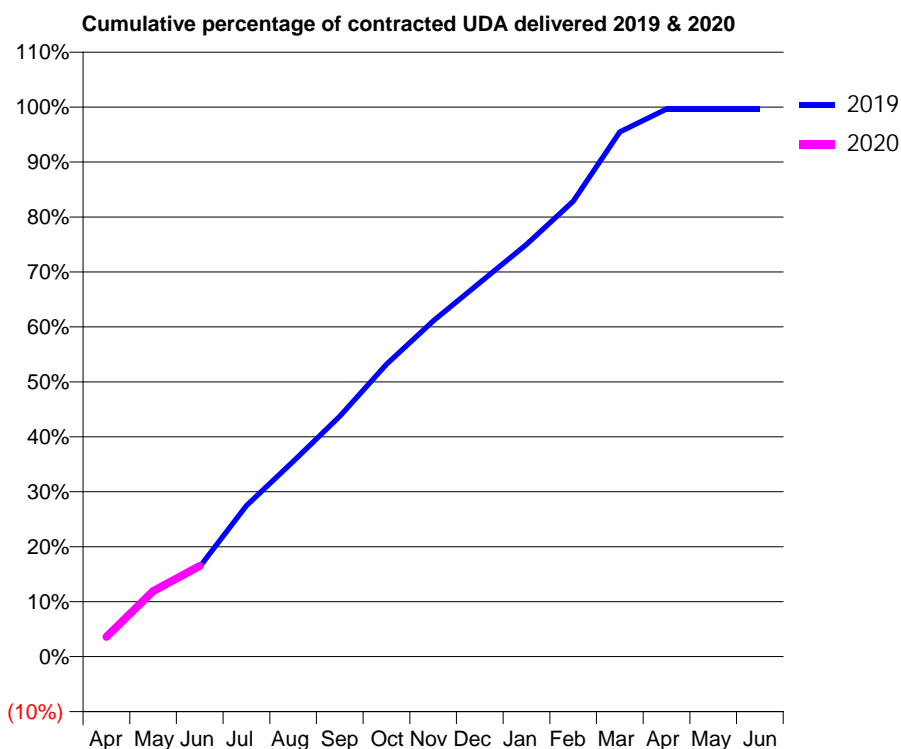
19/20 Contracted general activity (UDA)	10,316
Carry forward general activity (UDA)	0
19/20 Contracted orthodontic activity (UOA)	0
Carry forward orthodontic activity (UOA)	0
Baseline contract value	£246,957.04

ACCESS*

Patients seen in 24 months	Total	Change since previous quarter
Quarter ending June 2018	3,838	
Quarter ending September 2018	3,829	→
Quarter ending December 2018	3,850	→
Quarter ending March 2019	3,869	→
Quarter ending June 2019	3,855	→
Variance since June 2018	0.4%	→



ACTIVITY



Month	Adjusted Scheduled Activity (UDA)	
	2019	2020
April	396	372
May	1,210	1,231
June	1,687	1,701
July	2,836	
August	3,663	
September	4,512	
October	5,489	
November	6,303	
December	7,018	
January	7,736	
February	8,547	
March	9,850	
April	10,280	
May	10,280	
June	10,281	

QUALITY

	Quantity	Base Number	Contract	AT	Region	England
% of FP17s for the same patient ID Re-attending within 3 months - Children	22	267	8.2%	10.2%	11.9%	11.4%
% of FP17s for the same patient ID Re-attending within 3 months - Adults	128	797	16.1%	15.5%	17.2%	15.4%
% of FP17s for the same patient ID Re-attending between 3 & 9 months - Children	140	267	52.4%	50.1%	49.8%	59.8%
% of FP17s for the same patient ID Re-attending between 3 & 9 months - Adults	370	797	46.4%	39.4%	39.5%	52.1%
% of FP17s for Band 1 Urgent Courses	124	898	13.8%	10.5%	11.2%	9.2%
% of FP17s Relating to Free Repair or Replacements	2	898	0.2%	0.6%	0.5%	0.7%
% of FP17s Relating to Continuations	17	898	1.9%	0.8%	0.7%	0.8%
% of Patients satisfied with the dentistry they have received	1	1	N/A	91.0%	90.6%	93.4%
% of Patients satisfied with the time they had to wait for an appointment	1	1	N/A	87.1%	83.8%	87.6%

* This is based on patients treated on this contract for their most recent course of treatment. Figures in italics indicate the base number of FP17s or Patient Questionnaire responses are less than 100. N/A is shown where the base number of responses is less than 10 during the period. % is calculated as Quantity/Base number*100

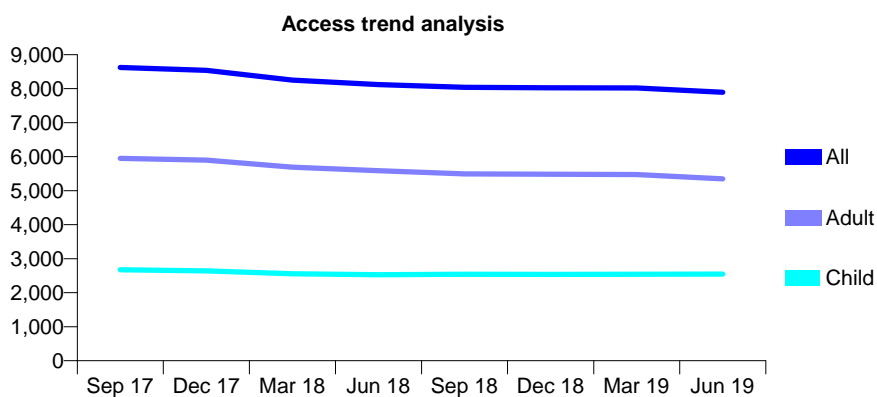
Q63 - Vital Signs At a Glance Contract Report for 192953/0001 - June 2019

Name or company name	S Cowley, R Ingham and J Angelo
Contract type name	GDS Contract
Purpose of contract	General
Contract start date	01/06/2014
Contract end date	

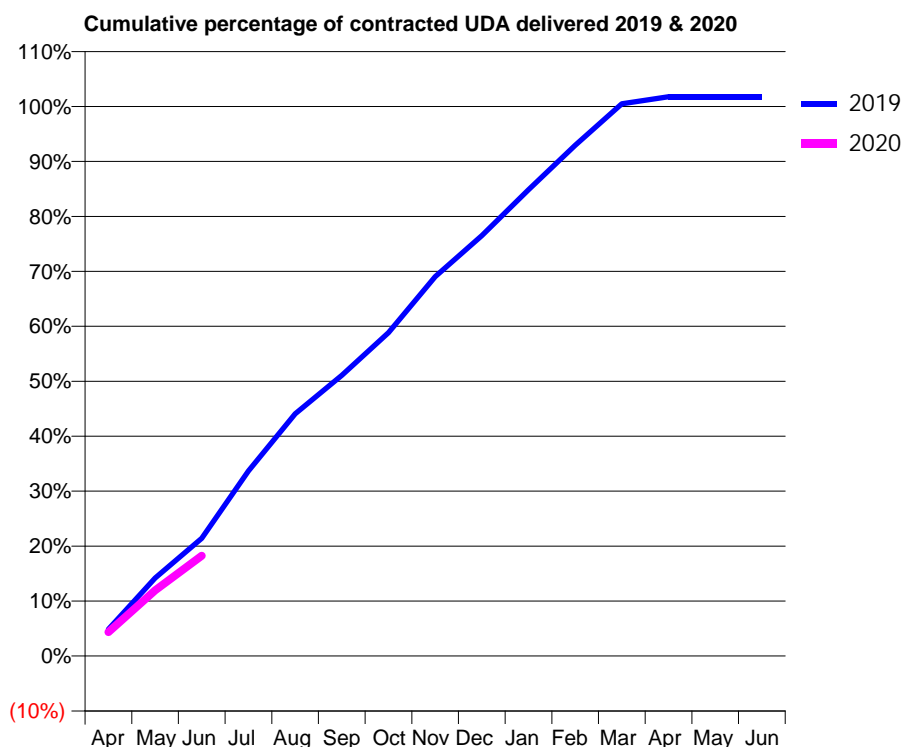
19/20 Contracted general activity (UDA)	34,739
Carry forward general activity (UDA)	0
19/20 Contracted orthodontic activity (UOA)	0
Carry forward orthodontic activity (UOA)	0
Baseline contract value	£1,136,459.83

ACCESS*

Patients seen in 24 months	Total	Change since previous quarter
Quarter ending June 2018	8,119	
Quarter ending September 2018	8,041	→
Quarter ending December 2018	8,024	→
Quarter ending March 2019	8,021	→
Quarter ending June 2019	7,898	↓
Variance since June 2018	(2.7%)	↓



ACTIVITY



Month	Adjusted Scheduled Activity (UDA)	
	2019	2020
April	1,695	1,514
May	4,934	4,156
June	7,444	6,334
July	11,708	
August	15,315	
September	17,743	
October	20,436	
November	23,976	
December	26,574	
January	29,475	
February	32,295	
March	34,905	
April	35,354	
May	35,354	
June	35,354	

QUALITY

	Quantity	Base Number	Contract	AT	Region	England
% of FP17s for the same patient ID Re-attending within 3 months - Children	40	625	6.4%	10.2%	11.9%	11.4%
% of FP17s for the same patient ID Re-attending within 3 months - Adults	155	1,053	14.7%	15.5%	17.2%	15.4%
% of FP17s for the same patient ID Re-attending between 3 & 9 months - Children	235	625	37.6%	50.1%	49.8%	59.8%
% of FP17s for the same patient ID Re-attending between 3 & 9 months - Adults	362	1,053	34.4%	39.4%	39.5%	52.1%
% of FP17s for Band 1 Urgent Courses	131	1,548	8.5%	10.5%	11.2%	9.2%
% of FP17s Relating to Free Repair or Replacements	13	1,548	0.8%	0.6%	0.5%	0.7%
% of FP17s Relating to Continuations	18	1,548	1.2%	0.8%	0.7%	0.8%
% of Patients satisfied with the dentistry they have received	1	1	N/A	91.0%	90.6%	93.4%
% of Patients satisfied with the time they had to wait for an appointment	0	1	N/A	87.1%	83.8%	87.6%

* This is based on patients treated on this contract for their most recent course of treatment. Figures in italics indicate the base number of FP17s or Patient Questionnaire responses are less than 100. N/A is shown where the base number of responses is less than 10 during the period. % is calculated as Quantity/Base number*100

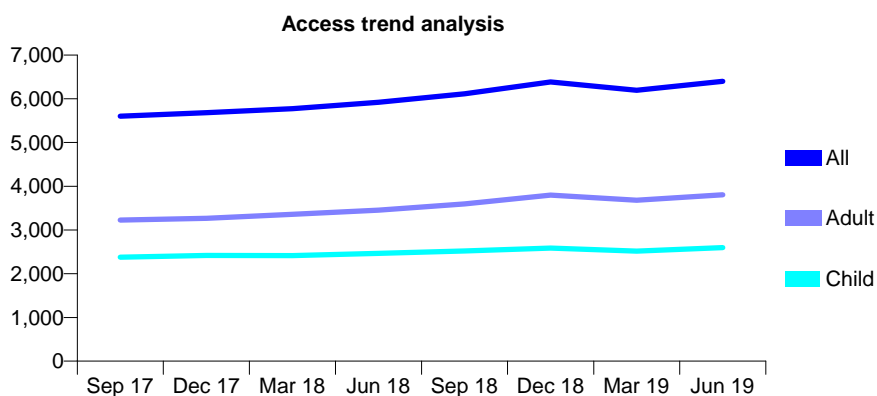
Q63 - Vital Signs At a Glance Contract Report for 193674/0001 - June 2019

Name or company name	Mr Nicholas Patsias, Ms Alexandra Sayer a
Contract type name	GDS Contract
Purpose of contract	General
Contract start date	02/01/2010
Contract end date	

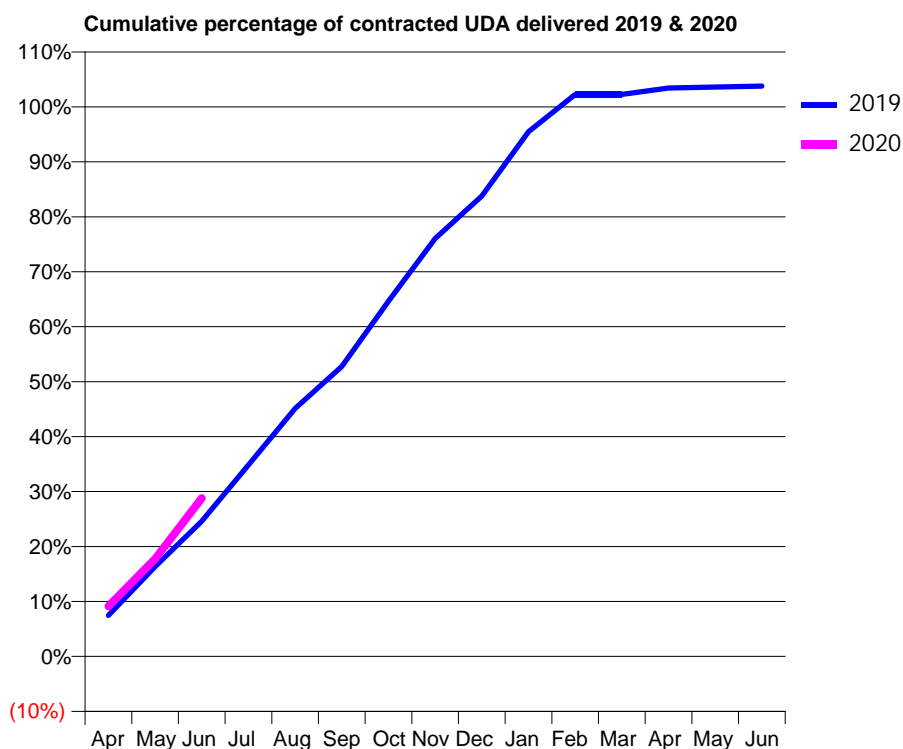
19/20 Contracted general activity (UDA)	13,211
Carry forward general activity (UDA)	0
19/20 Contracted orthodontic activity (UOA)	0
Carry forward orthodontic activity (UOA)	0
Baseline contract value	£344,150.16

ACCESS*

Patients seen in 24 months	Total	Change since previous quarter
Quarter ending June 2018	5,920	
Quarter ending September 2018	6,114	↑
Quarter ending December 2018	6,385	↑
Quarter ending March 2019	6,197	↓
Quarter ending June 2019	6,402	↑
Variance since June 2018	8.1%	↑



ACTIVITY



Month	2019	2020
April	990	1,206
May	2,159	2,346
June	3,249	3,805
July	4,604	
August	5,960	
September	6,969	
October	8,538	
November	10,046	
December	11,067	
January	12,615	
February	13,508	
March	13,508	
April	13,661	
May	13,688	
June	13,709	

QUALITY

	Quantity	Base Number	Contract	AT	Region	England
% of FP17s for the same patient ID Re-attending within 3 months - Children	38	1,027	3.7%	10.2%	11.9%	11.4%
% of FP17s for the same patient ID Re-attending within 3 months - Adults	103	1,112	9.3%	15.5%	17.2%	15.4%
% of FP17s for the same patient ID Re-attending between 3 & 9 months - Children	605	1,027	58.9%	50.1%	49.8%	59.8%
% of FP17s for the same patient ID Re-attending between 3 & 9 months - Adults	565	1,112	50.8%	39.4%	39.5%	52.1%
% of FP17s for Band 1 Urgent Courses	141	2,025	7.0%	10.5%	11.2%	9.2%
% of FP17s Relating to Free Repair or Replacements	3	2,025	0.1%	0.6%	0.5%	0.7%
% of FP17s Relating to Continuations	0	2,025	0.0%	0.8%	0.7%	0.8%
% of Patients satisfied with the dentistry they have received	0	0	N/A	91.0%	90.6%	93.4%
% of Patients satisfied with the time they had to wait for an appointment	0	0	N/A	87.1%	83.8%	87.6%

* This is based on patients treated on this contract for their most recent course of treatment. Figures in italics indicate the base number of FP17s or Patient Questionnaire responses are less than 100. N/A is shown where the base number of responses is less than 10 during the period. % is calculated as Quantity/Base number*100

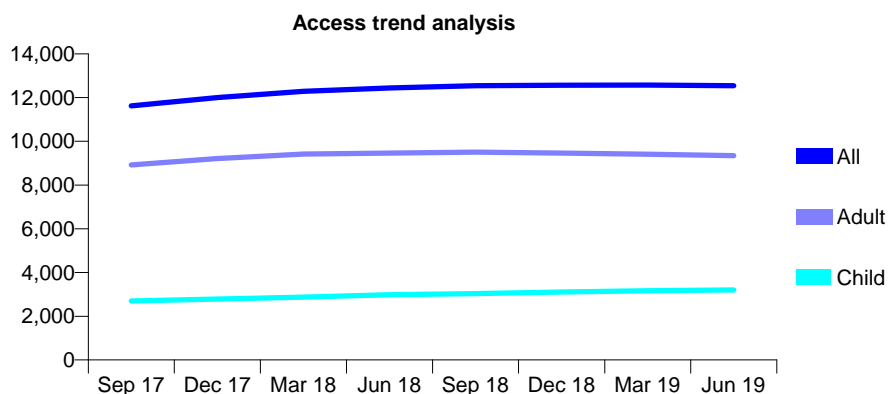
Q63 - Vital Signs At a Glance Contract Report for 193984/0001 - June 2019

Name or company name	Jayesh Kotecha
Contract type name	GDS Contract
Purpose of contract	General
Contract start date	01/04/2013
Contract end date	

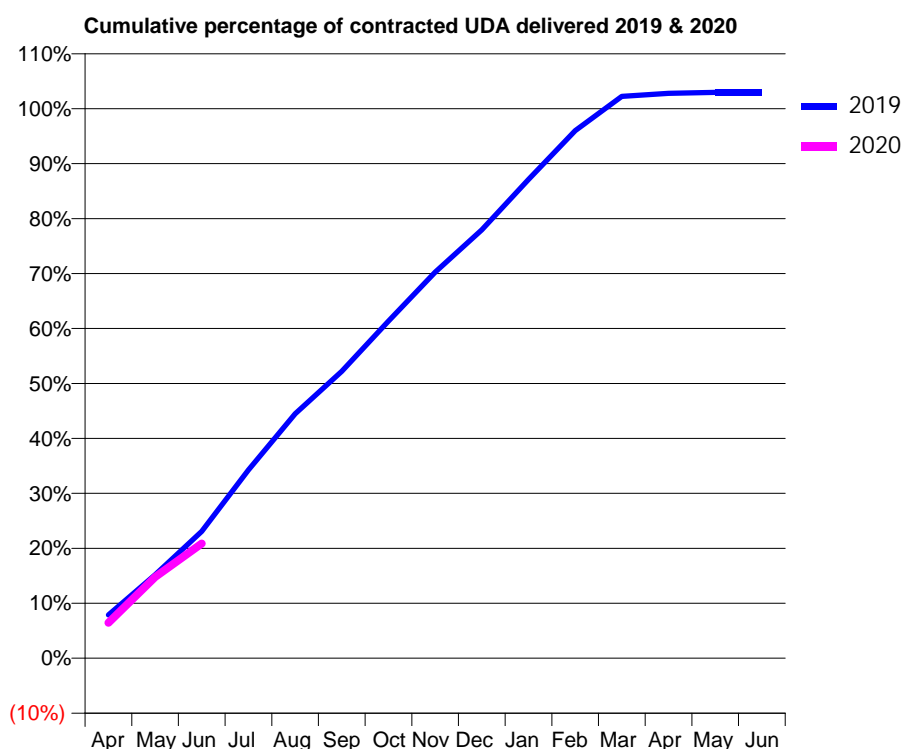
19/20 Contracted general activity (UDA)	31,588
Carry forward general activity (UDA)	0
19/20 Contracted orthodontic activity (UOA)	0
Carry forward orthodontic activity (UOA)	0
Baseline contract value	£880,821.06

ACCESS*

Patients seen in 24 months	Total	Change since previous quarter
Quarter ending June 2018	12,441	
Quarter ending September 2018	12,544	→
Quarter ending December 2018	12,566	→
Quarter ending March 2019	12,573	→
Quarter ending June 2019	12,547	→
Variance since June 2018	0.9%	→



ACTIVITY



Month	2019	2020
April	2,485	2,040
May	4,800	4,672
June	7,296	6,596
July	10,824	
August	14,056	
September	16,495	
October	19,375	
November	22,198	
December	24,616	
January	27,513	
February	30,322	
March	32,289	
April	32,464	
May	32,517	
June	32,520	

QUALITY

	Quantity	Base Number	Contract	AT	Region	England
% of FP17s for the same patient ID Re-attending within 3 months - Children	64	983	6.5%	10.2%	11.9%	11.4%
% of FP17s for the same patient ID Re-attending within 3 months - Adults	169	1,888	9.0%	15.5%	17.2%	15.4%
% of FP17s for the same patient ID Re-attending between 3 & 9 months - Children	539	983	54.8%	50.1%	49.8%	59.8%
% of FP17s for the same patient ID Re-attending between 3 & 9 months - Adults	675	1,888	35.8%	39.4%	39.5%	52.1%
% of FP17s for Band 1 Urgent Courses	259	2,633	9.8%	10.5%	11.2%	9.2%
% of FP17s Relating to Free Repair or Replacements	6	2,633	0.2%	0.6%	0.5%	0.7%
% of FP17s Relating to Continuations	0	2,633	0.0%	0.8%	0.7%	0.8%
% of Patients satisfied with the dentistry they have received	2	2	N/A	91.0%	90.6%	93.4%
% of Patients satisfied with the time they had to wait for an appointment	2	2	N/A	87.1%	83.8%	87.6%

* This is based on patients treated on this contract for their most recent course of treatment.

Figures in italics indicate the base number of FP17s or Patient Questionnaire responses are less than 100. N/A is shown where the base number of responses is less than 10 during the period. % is calculated as Quantity/Base number*100

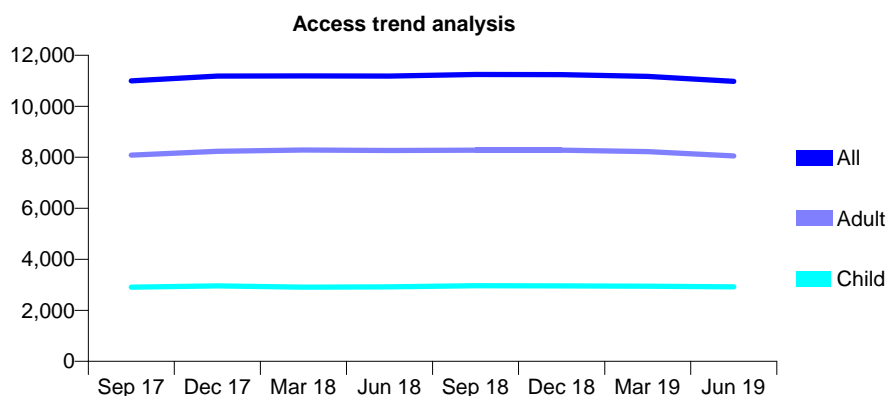
Q63 - Vital Signs At a Glance Contract Report for 194670/0001 - June 2019

Name or company name	The Family Dental Practice
Contract type name	GDS Contract
Purpose of contract	General
Contract start date	01/04/2008
Contract end date	

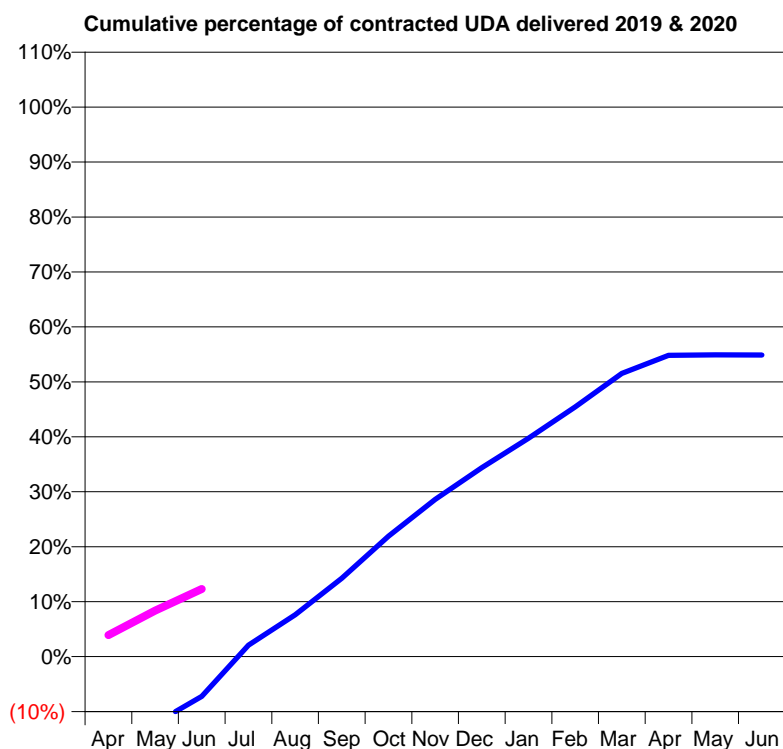
19/20 Contracted general activity (UDA)	40,022
Carry forward general activity (UDA)	0
19/20 Contracted orthodontic activity (UOA)	0
Carry forward orthodontic activity (UOA)	0
Baseline contract value	£1,032,795.50

ACCESS*

Patients seen in 24 months	Total	Change since previous quarter
Quarter ending June 2018	11,182	
Quarter ending September 2018	11,246	→
Quarter ending December 2018	11,238	→
Quarter ending March 2019	11,169	→
Quarter ending June 2019	10,976	↓
Variance since June 2018	(1.8%)	↓



ACTIVITY



Month	Adjusted Scheduled Activity (UDA)	
	2019	2020
April	-7,501	1,570
May	-4,861	3,357
June	-2,904	4,925
July	829	
August	3,048	
September	5,708	
October	8,779	
November	11,451	
December	13,756	
January	15,905	
February	18,186	
March	20,625	
April	21,947	
May	21,970	
June	21,966	

QUALITY

	Quantity	Base Number	Contract	AT	Region	England
% of FP17s for the same patient ID Re-attending within 3 months - Children	69	948	7.3%	10.2%	11.9%	11.4%
% of FP17s for the same patient ID Re-attending within 3 months - Adults	357	2,283	15.6%	15.5%	17.2%	15.4%
% of FP17s for the same patient ID Re-attending between 3 & 9 months - Children	595	948	62.8%	50.1%	49.8%	59.8%
% of FP17s for the same patient ID Re-attending between 3 & 9 months - Adults	1,342	2,283	58.8%	39.4%	39.5%	52.1%
% of FP17s for Band 1 Urgent Courses	263	2,400	11.0%	10.5%	11.2%	9.2%
% of FP17s Relating to Free Repair or Replacements	16	2,400	0.7%	0.6%	0.5%	0.7%
% of FP17s Relating to Continuations	19	2,400	0.8%	0.8%	0.7%	0.8%
% of Patients satisfied with the dentistry they have received	4	4	N/A	91.0%	90.6%	93.4%
% of Patients satisfied with the time they had to wait for an appointment	4	4	N/A	87.1%	83.8%	87.6%

* This is based on patients treated on this contract for their most recent course of treatment. Figures in italics indicate the base number of FP17s or Patient Questionnaire responses are less than 100. N/A is shown where the base number of responses is less than 10 during the period. % is calculated as Quantity/Base number*100

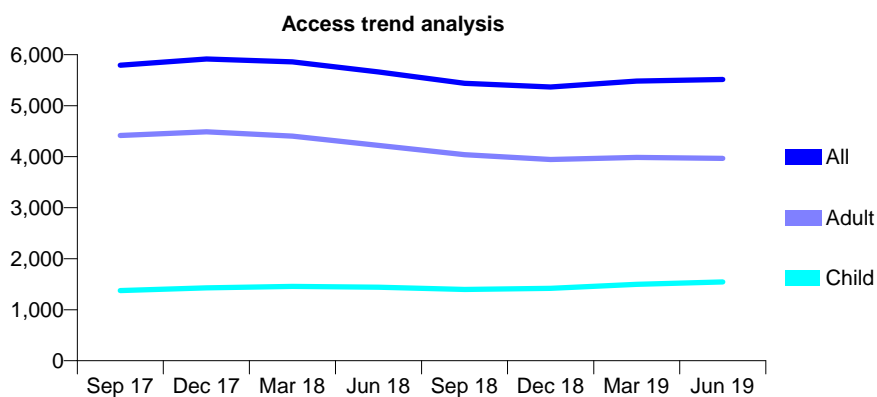
Q63 - Vital Signs At a Glance Contract Report for 194786/0001 - June 2019

Name or company name	Mitcham International Dental Centre
Contract type name	GDS Contract
Purpose of contract	General
Contract start date	01/01/2015
Contract end date	

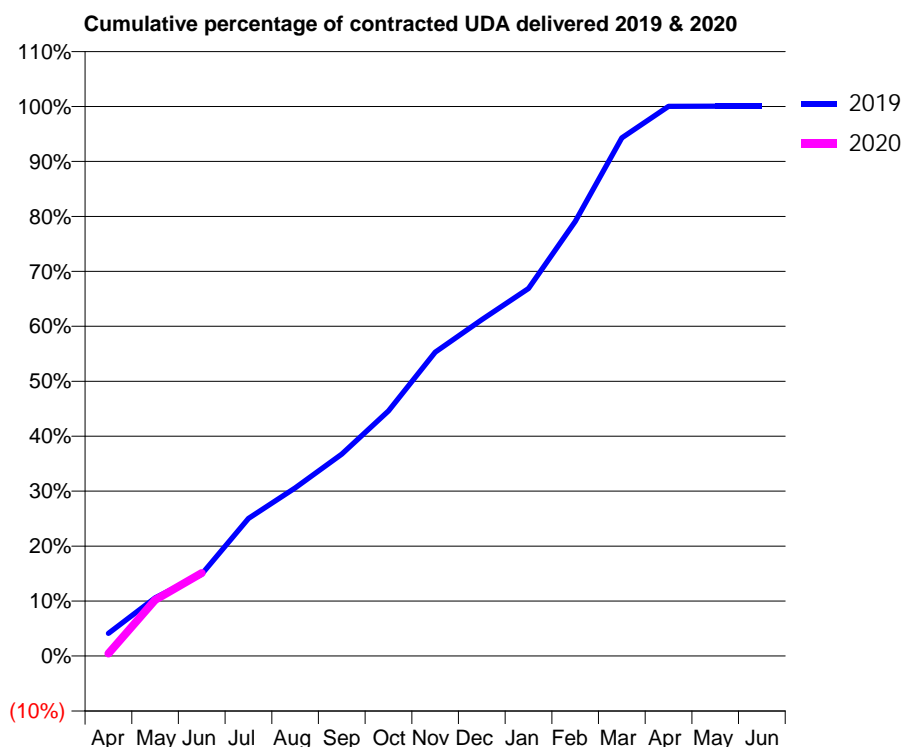
19/20 Contracted general activity (UDA)	22,178
Carry forward general activity (UDA)	0
19/20 Contracted orthodontic activity (UOA)	0
Carry forward orthodontic activity (UOA)	0
Baseline contract value	£616,151.36

ACCESS*

Patients seen in 24 months	Total	Change since previous quarter
Quarter ending June 2018	5,662	
Quarter ending September 2018	5,439	↓
Quarter ending December 2018	5,366	↓
Quarter ending March 2019	5,482	↑
Quarter ending June 2019	5,513	→
Variance since June 2018	(2.6%)	↓



ACTIVITY



Month	Adjusted Scheduled Activity (UDA)	
	2019	2020
April	917	100
May	2,347	2,261
June	3,300	3,349
July	5,549	
August	6,782	
September	8,149	
October	9,892	
November	12,263	
December	13,577	
January	14,828	
February	17,536	
March	20,909	
April	22,181	
May	22,189	
June	22,189	

QUALITY

	Quantity	Base Number	Contract	AT	Region	England
% of FP17s for the same patient ID Re-attending within 3 months - Children	27	376	7.2%	10.2%	11.9%	11.4%
% of FP17s for the same patient ID Re-attending within 3 months - Adults	52	856	6.1%	15.5%	17.2%	15.4%
% of FP17s for the same patient ID Re-attending between 3 & 9 months - Children	150	376	39.9%	50.1%	49.8%	59.8%
% of FP17s for the same patient ID Re-attending between 3 & 9 months - Adults	378	856	44.2%	39.4%	39.5%	52.1%
% of FP17s for Band 1 Urgent Courses	40	967	4.1%	10.5%	11.2%	9.2%
% of FP17s Relating to Free Repair or Replacements	2	967	0.2%	0.6%	0.5%	0.7%
% of FP17s Relating to Continuations	0	967	0.0%	0.8%	0.7%	0.8%
% of Patients satisfied with the dentistry they have received	1	1	N/A	91.0%	90.6%	93.4%
% of Patients satisfied with the time they had to wait for an appointment	1	1	N/A	87.1%	83.8%	87.6%

* This is based on patients treated on this contract for their most recent course of treatment. Figures in italics indicate the base number of FP17s or Patient Questionnaire responses are less than 100. N/A is shown where the base number of responses is less than 10 during the period. % is calculated as Quantity/Base number*100

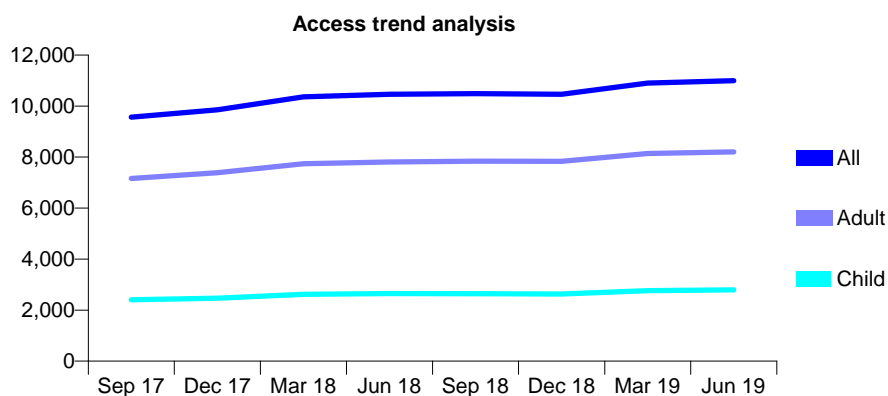
Q63 - Vital Signs At a Glance Contract Report for 195316/0002 - June 2019

Name or company name	MISS AR PATEL
Contract type name	GDS Contract
Purpose of contract	General
Contract start date	01/02/2014
Contract end date	

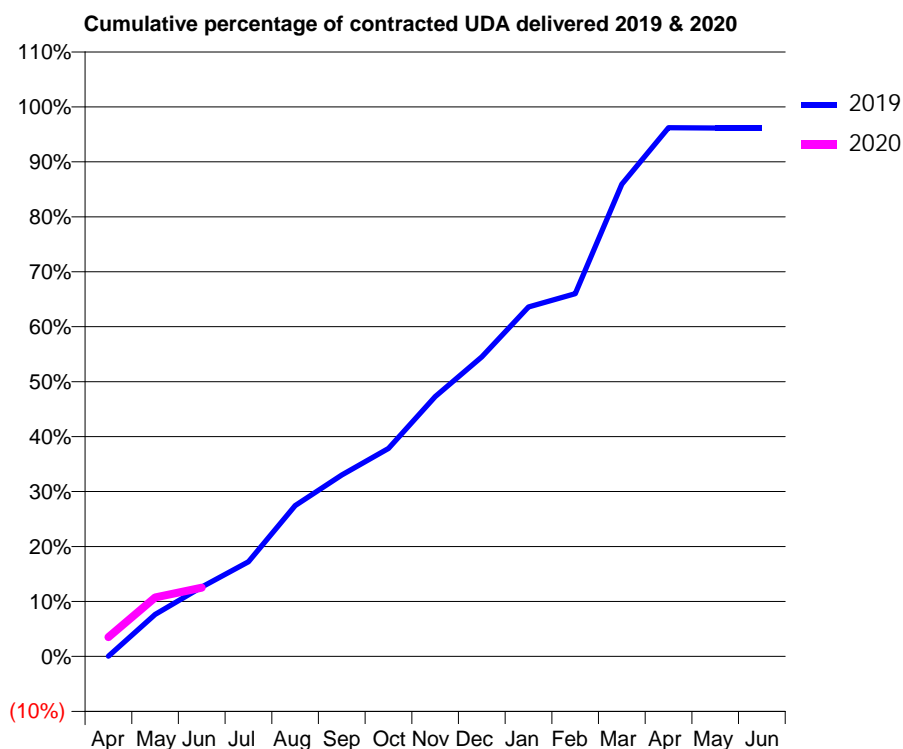
19/20 Contracted general activity (UDA)	29,751
Carry forward general activity (UDA)	0
19/20 Contracted orthodontic activity (UOA)	0
Carry forward orthodontic activity (UOA)	0
Baseline contract value	£857,128.58

ACCESS*

Patients seen in 24 months	Total	Change since previous quarter
Quarter ending June 2018	10,460	
Quarter ending September 2018	10,484	→
Quarter ending December 2018	10,466	→
Quarter ending March 2019	10,907	↑
Quarter ending June 2019	10,995	→
Variance since June 2018	5.1%	↑



ACTIVITY



Month	2019	2020
April	21	1,043
May	2,279	3,193
June	3,758	3,718
July	5,123	
August	8,170	
September	9,825	
October	11,261	
November	14,069	
December	16,214	
January	18,921	
February	19,634	
March	25,564	
April	28,623	
May	28,605	
June	28,605	

QUALITY

	Quantity	Base Number	Contract	AT	Region	England
% of FP17s for the same patient ID Re-attending within 3 months - Children	85	913	9.3%	10.2%	11.9%	11.4%
% of FP17s for the same patient ID Re-attending within 3 months - Adults	270	2,230	12.1%	15.5%	17.2%	15.4%
% of FP17s for the same patient ID Re-attending between 3 & 9 months - Children	480	913	52.6%	50.1%	49.8%	59.8%
% of FP17s for the same patient ID Re-attending between 3 & 9 months - Adults	1,003	2,230	45.0%	39.4%	39.5%	52.1%
% of FP17s for Band 1 Urgent Courses	192	2,011	9.5%	10.5%	11.2%	9.2%
% of FP17s Relating to Free Repair or Replacements	5	2,011	0.2%	0.6%	0.5%	0.7%
% of FP17s Relating to Continuations	3	2,011	0.1%	0.8%	0.7%	0.8%
% of Patients satisfied with the dentistry they have received	8	9	N/A	91.0%	90.6%	93.4%
% of Patients satisfied with the time they had to wait for an appointment	6	9	N/A	87.1%	83.8%	87.6%

* This is based on patients treated on this contract for their most recent course of treatment. Figures in italics indicate the base number of FP17s or Patient Questionnaire responses are less than 100. N/A is shown where the base number of responses is less than 10 during the period. % is calculated as Quantity/Base number*100

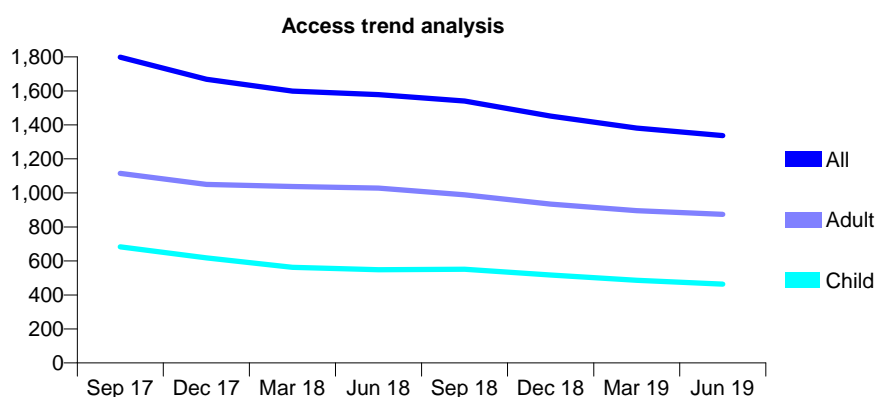
Q63 - Vital Signs At a Glance Contract Report for 195316/0003 - June 2019

Name or company name	MISS AR PATEL
Contract type name	GDS Contract
Purpose of contract	General
Contract start date	01/02/2014
Contract end date	

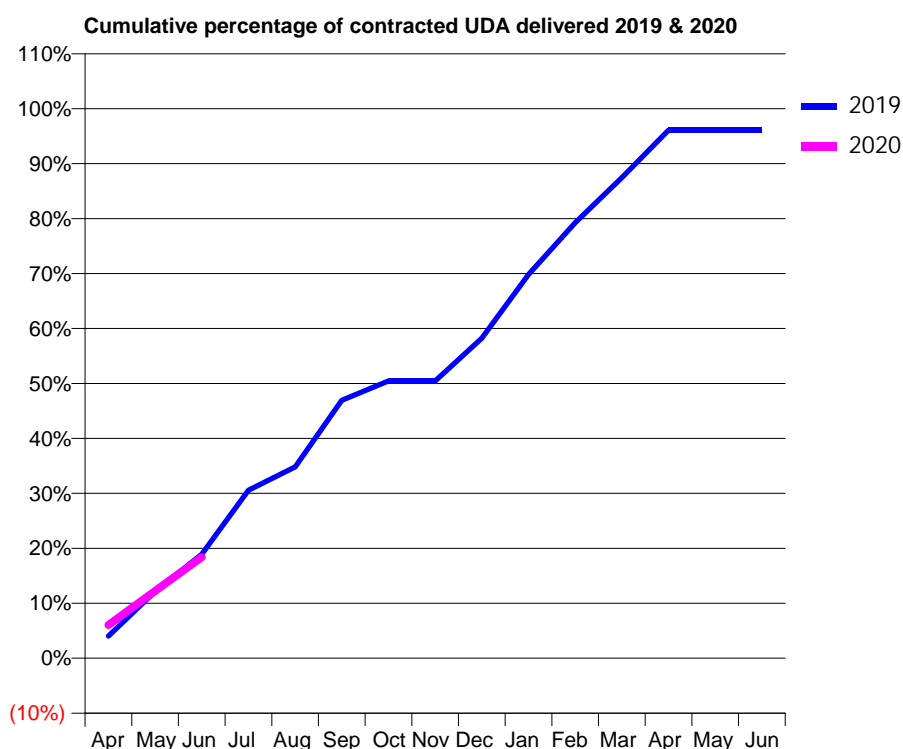
19/20 Contracted general activity (UDA)	3,846
Carry forward general activity (UDA)	0
19/20 Contracted orthodontic activity (UOA)	0
Carry forward orthodontic activity (UOA)	0
Baseline contract value	£107,318.94

ACCESS*

Patients seen in 24 months	Total	Change since previous quarter
Quarter ending June 2018	1,578	
Quarter ending September 2018	1,540	↓
Quarter ending December 2018	1,451	↓
Quarter ending March 2019	1,381	↓
Quarter ending June 2019	1,337	↓
Variance since June 2018	(15.3%)	↓



ACTIVITY



Month	2019	2020
April	155	233
May	468	471
June	727	707
July	1,176	
August	1,339	
September	1,805	
October	1,941	
November	1,941	
December	2,240	
January	2,686	
February	3,047	
March	3,364	
April	3,695	
May	3,695	
June	3,695	

QUALITY

	Quantity	Base Number	Contract	AT	Region	England
% of FP17s for the same patient ID Re-attending within 3 months - Children	10	192	5.2%	10.2%	11.9%	11.4%
% of FP17s for the same patient ID Re-attending within 3 months - Adults	28	271	10.3%	15.5%	17.2%	15.4%
% of FP17s for the same patient ID Re-attending between 3 & 9 months - Children	126	192	65.6%	50.1%	49.8%	59.8%
% of FP17s for the same patient ID Re-attending between 3 & 9 months - Adults	157	271	57.9%	39.4%	39.5%	52.1%
% of FP17s for Band 1 Urgent Courses	12	358	3.4%	10.5%	11.2%	9.2%
% of FP17s Relating to Free Repair or Replacements	4	358	1.1%	0.6%	0.5%	0.7%
% of FP17s Relating to Continuations	1	358	0.3%	0.8%	0.7%	0.8%
% of Patients satisfied with the dentistry they have received	0	0	N/A	91.0%	90.6%	93.4%
% of Patients satisfied with the time they had to wait for an appointment	0	0	N/A	87.1%	83.8%	87.6%

* This is based on patients treated on this contract for their most recent course of treatment.

Figures in italics indicate the base number of FP17s or Patient Questionnaire responses are less than 100. N/A is shown where the base number of responses is less than 10 during the period. % is calculated as Quantity/Base number*100

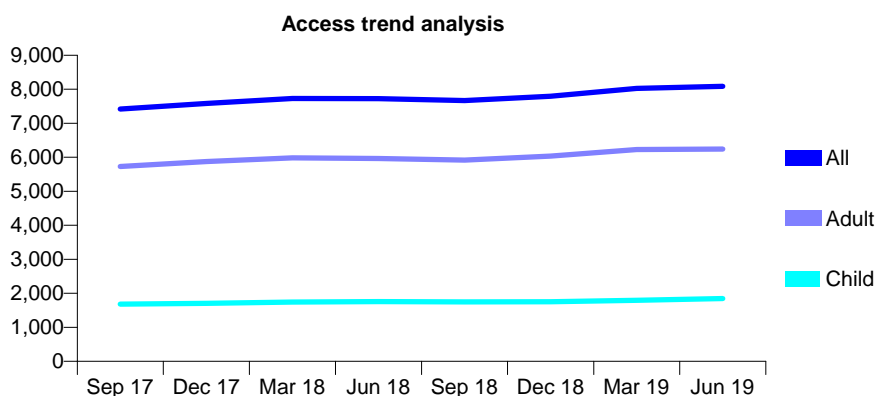
Q63 - Vital Signs At a Glance Contract Report for 196231/0001 - June 2019

Name or company name	Dr E Harunani and Dr MN Harunani
Contract type name	GDS Contract
Purpose of contract	General
Contract start date	01/12/2012
Contract end date	

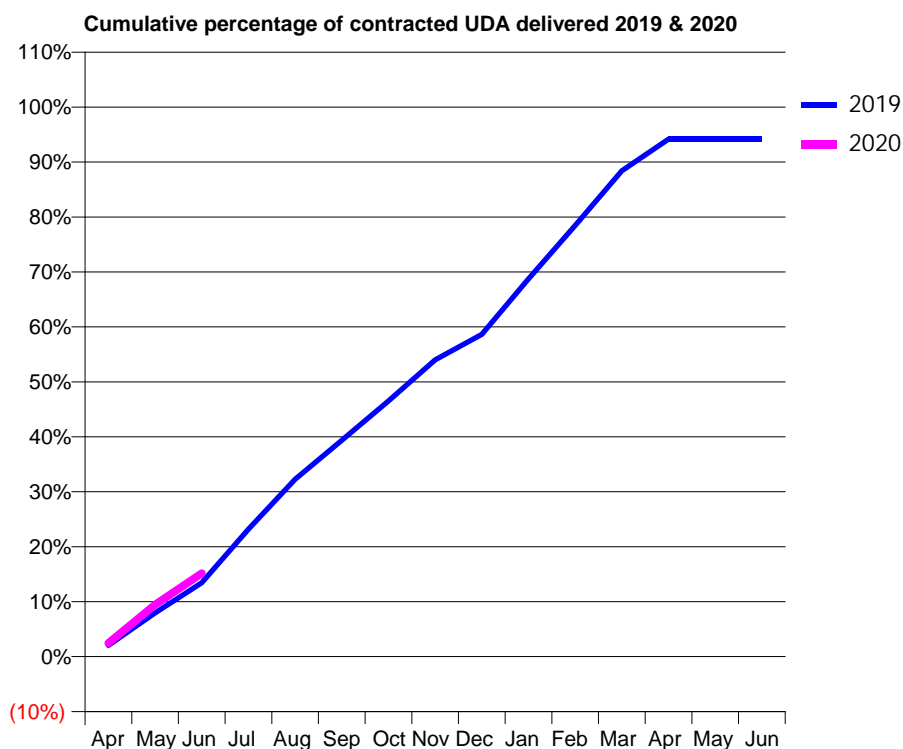
19/20 Contracted general activity (UDA)	26,306
Carry forward general activity (UDA)	0
19/20 Contracted orthodontic activity (UOA)	0
Carry forward orthodontic activity (UOA)	0
Baseline contract value	£704,133.61

ACCESS*

Patients seen in 24 months	Total	Change since previous quarter
Quarter ending June 2018	7,725	
Quarter ending September 2018	7,670	→
Quarter ending December 2018	7,793	→
Quarter ending March 2019	8,024	↑
Quarter ending June 2019	8,088	→
Variance since June 2018	4.7%	↑



ACTIVITY



Month	Adjusted Scheduled Activity (UDA)	
	2019	2020
April	542	647
May	2,100	2,485
June	3,542	3,987
July	6,098	
August	8,495	
September	10,352	
October	12,239	
November	14,205	
December	15,426	
January	18,084	
February	20,642	
March	23,251	
April	24,773	
May	24,773	
June	24,773	

QUALITY

	Quantity	Base Number	Contract	AT	Region	England
% of FP17s for the same patient ID Re-attending within 3 months - Children	32	501	6.4%	10.2%	11.9%	11.4%
% of FP17s for the same patient ID Re-attending within 3 months - Adults	180	1,488	12.1%	15.5%	17.2%	15.4%
% of FP17s for the same patient ID Re-attending between 3 & 9 months - Children	217	501	43.3%	50.1%	49.8%	59.8%
% of FP17s for the same patient ID Re-attending between 3 & 9 months - Adults	472	1,488	31.7%	39.4%	39.5%	52.1%
% of FP17s for Band 1 Urgent Courses	206	1,410	14.6%	10.5%	11.2%	9.2%
% of FP17s Relating to Free Repair or Replacements	0	1,410	0.0%	0.6%	0.5%	0.7%
% of FP17s Relating to Continuations	8	1,410	0.6%	0.8%	0.7%	0.8%
% of Patients satisfied with the dentistry they have received	2	2	N/A	91.0%	90.6%	93.4%
% of Patients satisfied with the time they had to wait for an appointment	2	2	N/A	87.1%	83.8%	87.6%

* This is based on patients treated on this contract for their most recent course of treatment. Figures in italics indicate the base number of FP17s or Patient Questionnaire responses are less than 100. N/A is shown where the base number of responses is less than 10 during the period. % is calculated as Quantity/Base number*100

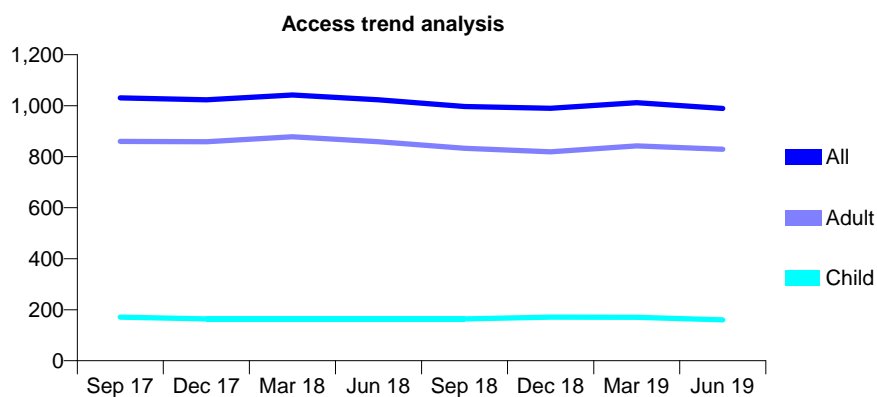
Q63 - Vital Signs At a Glance Contract Report for 196932/0001 - June 2019

Name or company name	Miss C McCarthy & Miss M McCarthy
Contract type name	GDS Contract
Purpose of contract	General
Contract start date	01/08/2010
Contract end date	

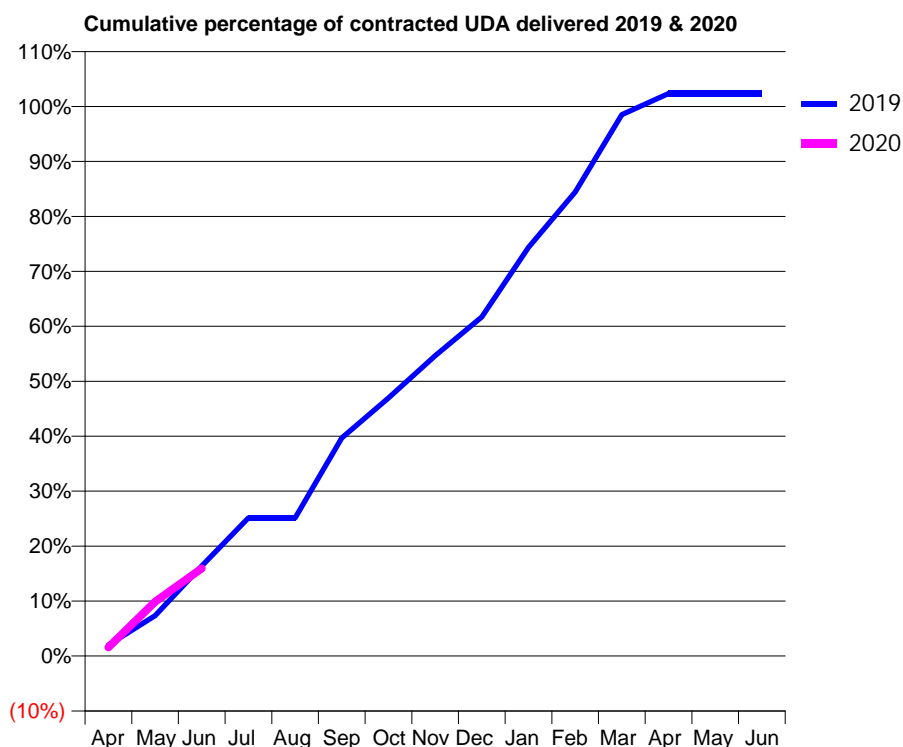
19/20 Contracted general activity (UDA)	2,200
Carry forward general activity (UDA)	0
19/20 Contracted orthodontic activity (UOA)	0
Carry forward orthodontic activity (UOA)	0
Baseline contract value	£58,550.81

ACCESS*

Patients seen in 24 months	Total	Change since previous quarter
Quarter ending June 2018	1,023	
Quarter ending September 2018	997	↓
Quarter ending December 2018	990	→
Quarter ending March 2019	1,012	↑
Quarter ending June 2019	989	↓
Variance since June 2018	(3.3%)	↓



ACTIVITY



Month	Adjusted Scheduled Activity (UDA)	
	2019	2020
April	44	35
May	162	218
June	361	351
July	553	
August	553	
September	873	
October	1,033	
November	1,203	
December	1,358	
January	1,636	
February	1,858	
March	2,167	
April	2,251	
May	2,251	
June	2,251	

QUALITY

	Quantity	Base Number	Contract	AT	Region	England
% of FP17s for the same patient ID Re-attending within 3 months - Children	0	36	0.0%	10.2%	11.9%	11.4%
% of FP17s for the same patient ID Re-attending within 3 months - Adults	8	251	3.2%	15.5%	17.2%	15.4%
% of FP17s for the same patient ID Re-attending between 3 & 9 months - Children	17	36	47.2%	50.1%	49.8%	59.8%
% of FP17s for the same patient ID Re-attending between 3 & 9 months - Adults	173	251	68.9%	39.4%	39.5%	52.1%
% of FP17s for Band 1 Urgent Courses	14	246	5.7%	10.5%	11.2%	9.2%
% of FP17s Relating to Free Repair or Replacements	0	246	0.0%	0.6%	0.5%	0.7%
% of FP17s Relating to Continuations	0	246	0.0%	0.8%	0.7%	0.8%
% of Patients satisfied with the dentistry they have received	0	0	N/A	91.0%	90.6%	93.4%
% of Patients satisfied with the time they had to wait for an appointment	0	0	N/A	87.1%	83.8%	87.6%

* This is based on patients treated on this contract for their most recent course of treatment. Figures in italics indicate the base number of FP17s or Patient Questionnaire responses are less than 100. N/A is shown where the base number of responses is less than 10 during the period. % is calculated as Quantity/Base number*100

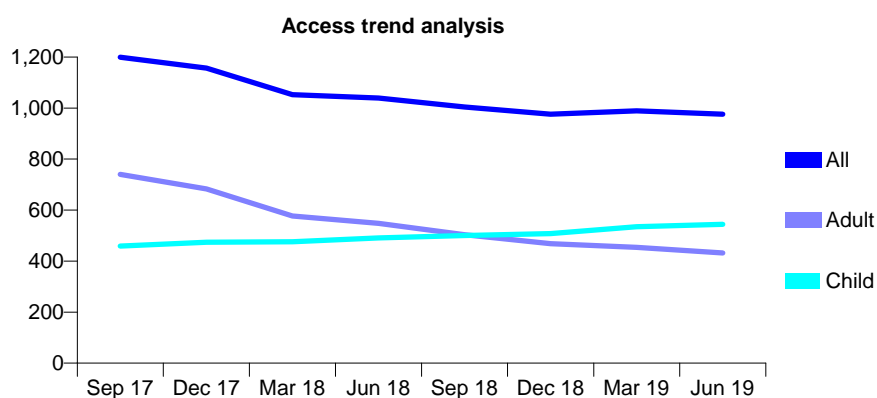
Q63 - Vital Signs At a Glance Contract Report for 198544/0001 - June 2019

Name or company name	Dr Zuleyha Cetinkaya DUZGUNOGLU
Contract type name	GDS Contract
Purpose of contract	General
Contract start date	01/06/2014
Contract end date	

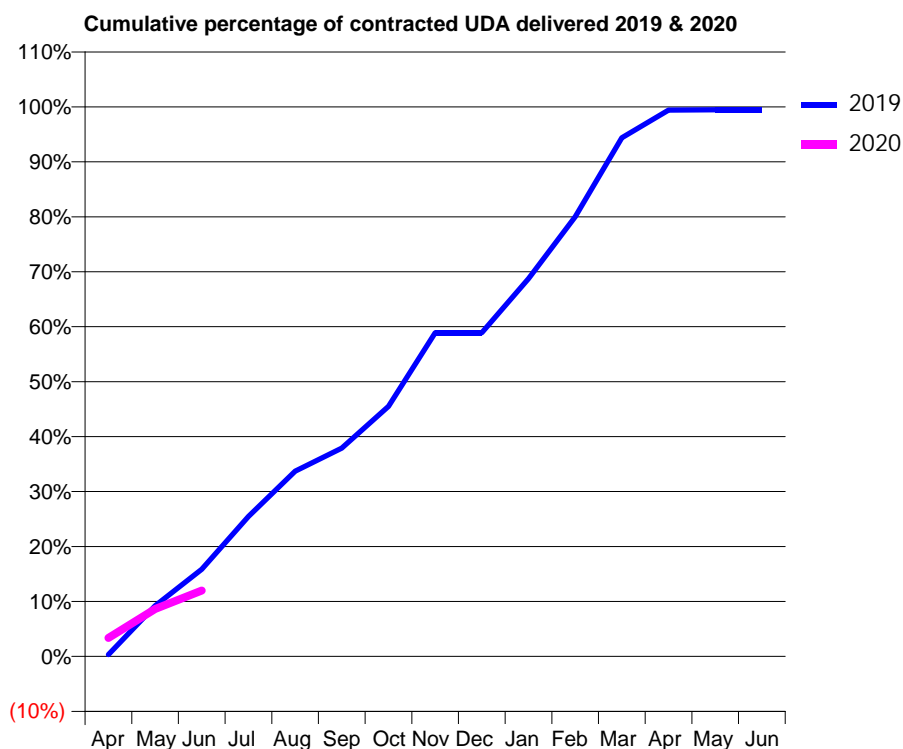
19/20 Contracted general activity (UDA)	2,200
Carry forward general activity (UDA)	0
19/20 Contracted orthodontic activity (UOA)	0
Carry forward orthodontic activity (UOA)	0
Baseline contract value	£72,484.00

ACCESS*

Patients seen in 24 months	Total	Change since previous quarter
Quarter ending June 2018	1,039	
Quarter ending September 2018	1,004	↓
Quarter ending December 2018	976	↓
Quarter ending March 2019	989	→
Quarter ending June 2019	976	↓
Variance since June 2018	(6.1%)	↓



ACTIVITY



Month	2019	2020
April	7	74
May	202	190
June	349	264
July	560	
August	742	
September	833	
October	1,001	
November	1,296	
December	1,296	
January	1,512	
February	1,761	
March	2,076	
April	2,187	
May	2,188	
June	2,188	

QUALITY

	Quantity	Base Number	Contract	AT	Region	England
% of FP17s for the same patient ID Re-attending within 3 months - Children	10	139	7.2%	10.2%	11.9%	11.4%
% of FP17s for the same patient ID Re-attending within 3 months - Adults	15	105	14.3%	15.5%	17.2%	15.4%
% of FP17s for the same patient ID Re-attending between 3 & 9 months - Children	91	139	65.5%	50.1%	49.8%	59.8%
% of FP17s for the same patient ID Re-attending between 3 & 9 months - Adults	55	105	52.4%	39.4%	39.5%	52.1%
% of FP17s for Band 1 Urgent Courses	15	178	8.4%	10.5%	11.2%	9.2%
% of FP17s Relating to Free Repair or Replacements	1	178	0.6%	0.6%	0.5%	0.7%
% of FP17s Relating to Continuations	2	178	1.1%	0.8%	0.7%	0.8%
% of Patients satisfied with the dentistry they have received	1	1	N/A	91.0%	90.6%	93.4%
% of Patients satisfied with the time they had to wait for an appointment	1	1	N/A	87.1%	83.8%	87.6%

* This is based on patients treated on this contract for their most recent course of treatment. Figures in italics indicate the base number of FP17s or Patient Questionnaire responses are less than 100. N/A is shown where the base number of responses is less than 10 during the period. % is calculated as Quantity/Base number*100

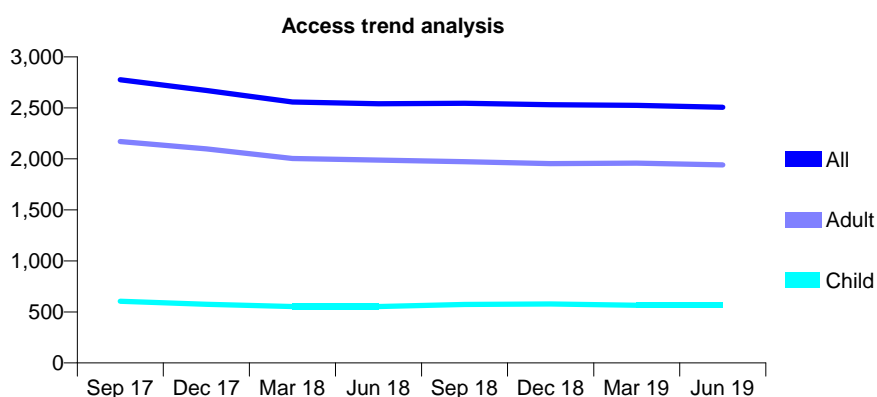
Q63 - Vital Signs At a Glance Contract Report for 198897/0001 - June 2019

Name or company name	Dr D Patel and Dr K Patel
Contract type name	GDS Contract
Purpose of contract	General
Contract start date	01/11/2013
Contract end date	

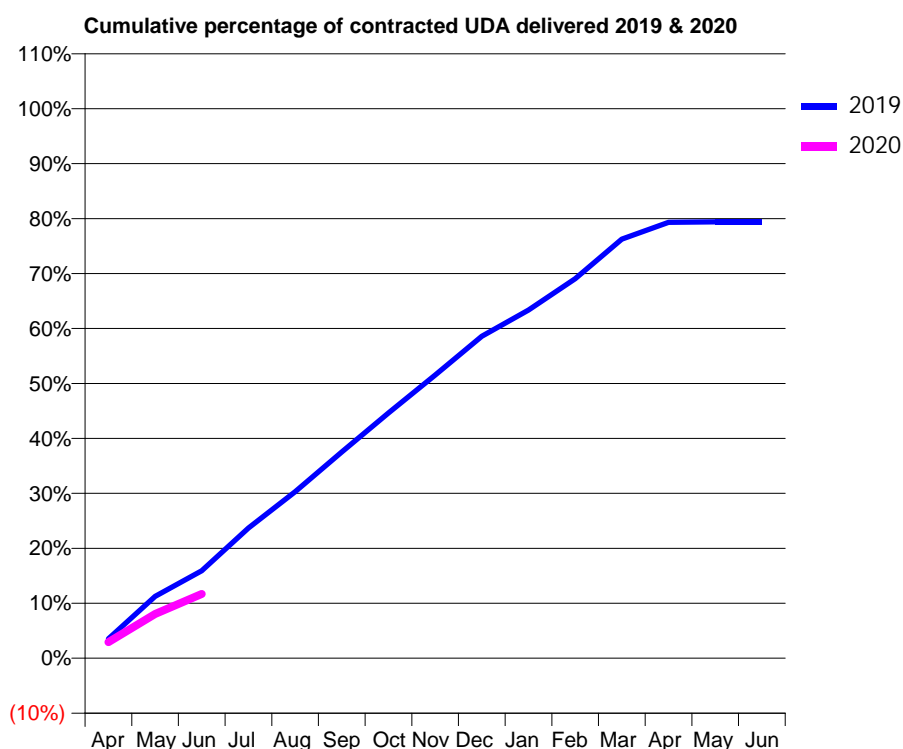
19/20 Contracted general activity (UDA)	13,000
Carry forward general activity (UDA)	0
19/20 Contracted orthodontic activity (UOA)	0
Carry forward orthodontic activity (UOA)	0
Baseline contract value	£340,862.44

ACCESS*

Patients seen in 24 months	Total	Change since previous quarter
Quarter ending June 2018	2,541	
Quarter ending September 2018	2,545	→
Quarter ending December 2018	2,532	→
Quarter ending March 2019	2,525	→
Quarter ending June 2019	2,506	→
Variance since June 2018	(1.4%)	↓



ACTIVITY



Adjusted Scheduled Activity (UDA)		
Month	2019	2020
April	459	381
May	1,466	1,046
June	2,072	1,522
July	3,081	
August	3,938	
September	4,880	
October	5,802	
November	6,699	
December	7,618	
January	8,236	
February	8,981	
March	9,915	
April	10,311	
May	10,320	
June	10,320	

QUALITY

	Quantity	Base Number	Contract	AT	Region	England
% of FP17s for the same patient ID Re-attending within 3 months - Children	13	166	7.8%	10.2%	11.9%	11.4%
% of FP17s for the same patient ID Re-attending within 3 months - Adults	82	444	18.5%	15.5%	17.2%	15.4%
% of FP17s for the same patient ID Re-attending between 3 & 9 months - Children	68	166	41.0%	50.1%	49.8%	59.8%
% of FP17s for the same patient ID Re-attending between 3 & 9 months - Adults	155	444	34.9%	39.4%	39.5%	52.1%
% of FP17s for Band 1 Urgent Courses	43	494	8.7%	10.5%	11.2%	9.2%
% of FP17s Relating to Free Repair or Replacements	10	494	2.0%	0.6%	0.5%	0.7%
% of FP17s Relating to Continuations	20	494	4.0%	0.8%	0.7%	0.8%
% of Patients satisfied with the dentistry they have received	0	0	N/A	91.0%	90.6%	93.4%
% of Patients satisfied with the time they had to wait for an appointment	0	0	N/A	87.1%	83.8%	87.6%

* This is based on patients treated on this contract for their most recent course of treatment.

Figures in italics indicate the base number of FP17s or Patient Questionnaire responses are less than 100. N/A is shown where the base number of responses is less than 10 during the period. % is calculated as Quantity/Base number*100

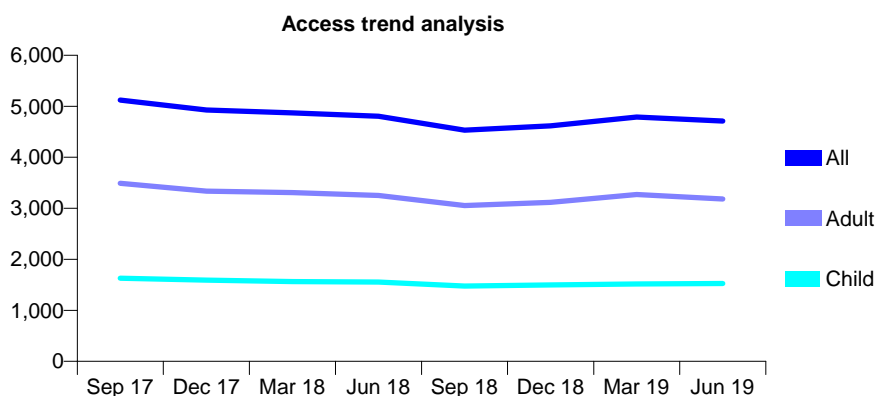
Q63 - Vital Signs At a Glance Contract Report for 198943/0001 - June 2019

Name or company name	P S Photay & Associates
Contract type name	GDS Contract
Purpose of contract	General
Contract start date	01/10/2013
Contract end date	

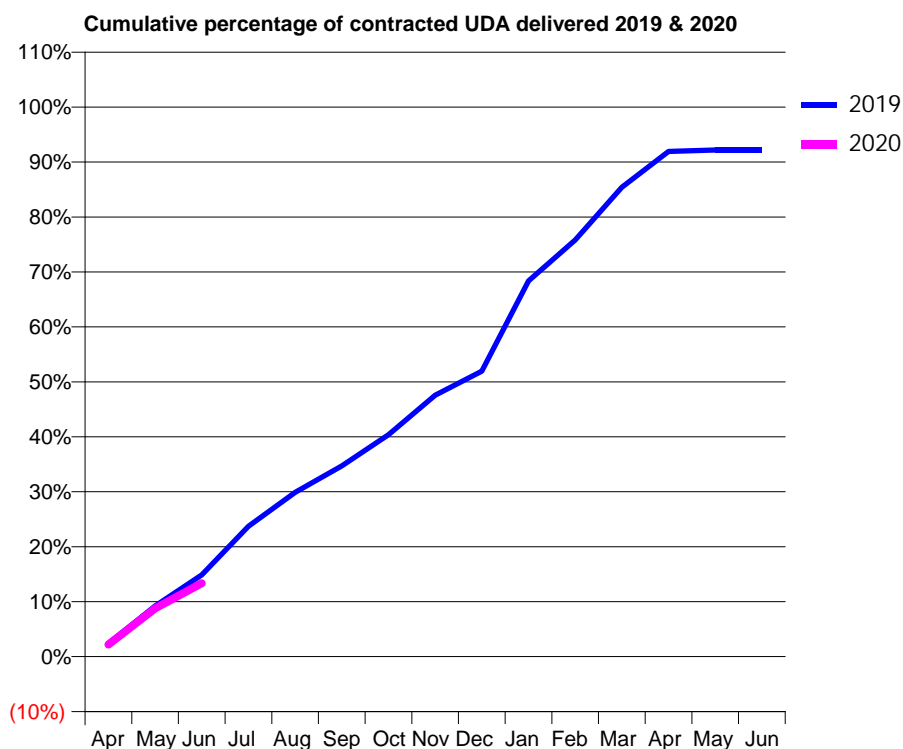
19/20 Contracted general activity (UDA)	16,824
Carry forward general activity (UDA)	0
19/20 Contracted orthodontic activity (UOA)	0
Carry forward orthodontic activity (UOA)	0
Baseline contract value	£445,231.75

ACCESS*

Patients seen in 24 months	Total	Change since previous quarter
Quarter ending June 2018	4,805	
Quarter ending September 2018	4,531	↓
Quarter ending December 2018	4,616	→
Quarter ending March 2019	4,789	↑
Quarter ending June 2019	4,709	↓
Variance since June 2018	(2.0%)	↓



ACTIVITY



Month	Adjusted Scheduled Activity (UDA)	
	2019	2020
April	405	371
May	1,549	1,476
June	2,502	2,249
July	3,989	
August	5,031	
September	5,834	
October	6,796	
November	8,003	
December	8,738	
January	11,504	
February	12,755	
March	14,369	
April	15,468	
May	15,510	
June	15,510	

QUALITY

	Quantity	Base Number	Contract	AT	Region	England
% of FP17s for the same patient ID Re-attending within 3 months - Children	35	370	9.5%	10.2%	11.9%	11.4%
% of FP17s for the same patient ID Re-attending within 3 months - Adults	113	699	16.2%	15.5%	17.2%	15.4%
% of FP17s for the same patient ID Re-attending between 3 & 9 months - Children	173	370	46.8%	50.1%	49.8%	59.8%
% of FP17s for the same patient ID Re-attending between 3 & 9 months - Adults	208	699	29.8%	39.4%	39.5%	52.1%
% of FP17s for Band 1 Urgent Courses	142	845	16.8%	10.5%	11.2%	9.2%
% of FP17s Relating to Free Repair or Replacements	4	845	0.5%	0.6%	0.5%	0.7%
% of FP17s Relating to Continuations	11	845	1.3%	0.8%	0.7%	0.8%
% of Patients satisfied with the dentistry they have received	1	1	N/A	91.0%	90.6%	93.4%
% of Patients satisfied with the time they had to wait for an appointment	1	1	N/A	87.1%	83.8%	87.6%

* This is based on patients treated on this contract for their most recent course of treatment. Figures in italics indicate the base number of FP17s or Patient Questionnaire responses are less than 100. N/A is shown where the base number of responses is less than 10 during the period. % is calculated as Quantity/Base number*100

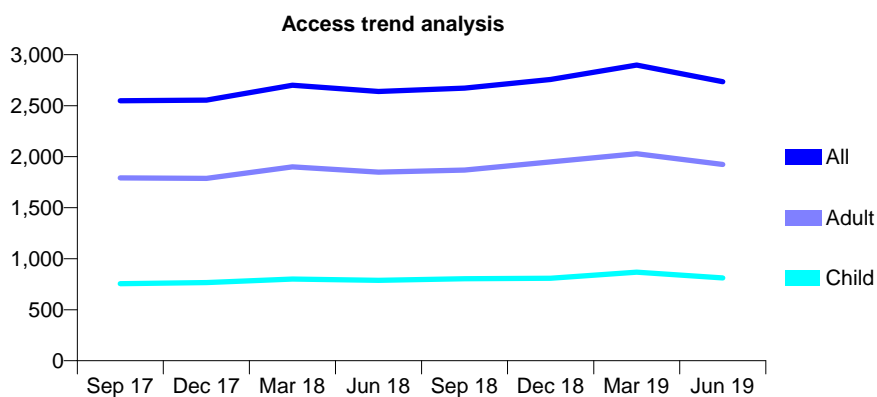
Q63 - Vital Signs At a Glance Contract Report for 198943/0002 - June 2019

Name or company name	P S Photay & Associates
Contract type name	GDS Contract
Purpose of contract	General
Contract start date	01/10/2013
Contract end date	

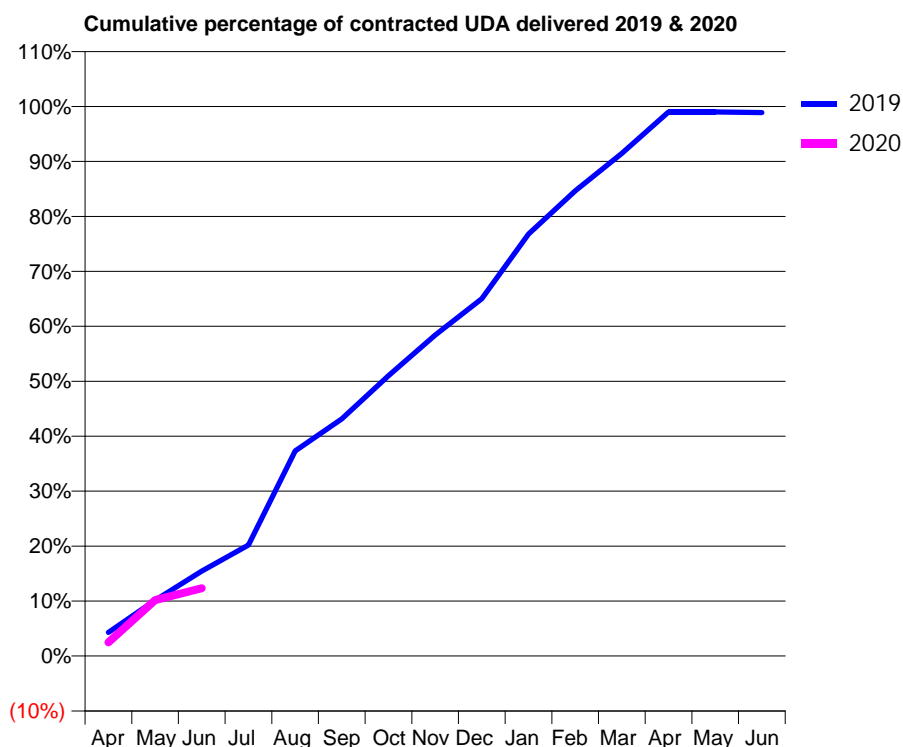
19/20 Contracted general activity (UDA)	8,520
Carry forward general activity (UDA)	0
19/20 Contracted orthodontic activity (UOA)	0
Carry forward orthodontic activity (UOA)	0
Baseline contract value	£226,601.34

ACCESS*

Patients seen in 24 months	Total	Change since previous quarter
Quarter ending June 2018	2,638	
Quarter ending September 2018	2,673	→
Quarter ending December 2018	2,758	↑
Quarter ending March 2019	2,898	↑
Quarter ending June 2019	2,735	↓
Variance since June 2018	3.7%	↑



ACTIVITY



Month	Adjusted Scheduled Activity (UDA)	
	2019	2020
April	367	212
May	866	868
June	1,316	1,051
July	1,721	
August	3,180	
September	3,675	
October	4,345	
November	4,976	
December	5,540	
January	6,540	
February	7,212	
March	7,791	
April	8,434	
May	8,434	
June	8,423	

QUALITY

	Quantity	Base Number	Contract	AT	Region	England
% of FP17s for the same patient ID Re-attending within 3 months - Children	8	180	4.4%	10.2%	11.9%	11.4%
% of FP17s for the same patient ID Re-attending within 3 months - Adults	39	399	9.8%	15.5%	17.2%	15.4%
% of FP17s for the same patient ID Re-attending between 3 & 9 months - Children	63	180	35.0%	50.1%	49.8%	59.8%
% of FP17s for the same patient ID Re-attending between 3 & 9 months - Adults	88	399	22.1%	39.4%	39.5%	52.1%
% of FP17s for Band 1 Urgent Courses	70	381	18.4%	10.5%	11.2%	9.2%
% of FP17s Relating to Free Repair or Replacements	0	381	0.0%	0.6%	0.5%	0.7%
% of FP17s Relating to Continuations	1	381	0.3%	0.8%	0.7%	0.8%
% of Patients satisfied with the dentistry they have received	0	0	N/A	91.0%	90.6%	93.4%
% of Patients satisfied with the time they had to wait for an appointment	0	0	N/A	87.1%	83.8%	87.6%

* This is based on patients treated on this contract for their most recent course of treatment. Figures in italics indicate the base number of FP17s or Patient Questionnaire responses are less than 100. N/A is shown where the base number of responses is less than 10 during the period. % is calculated as Quantity/Base number*100

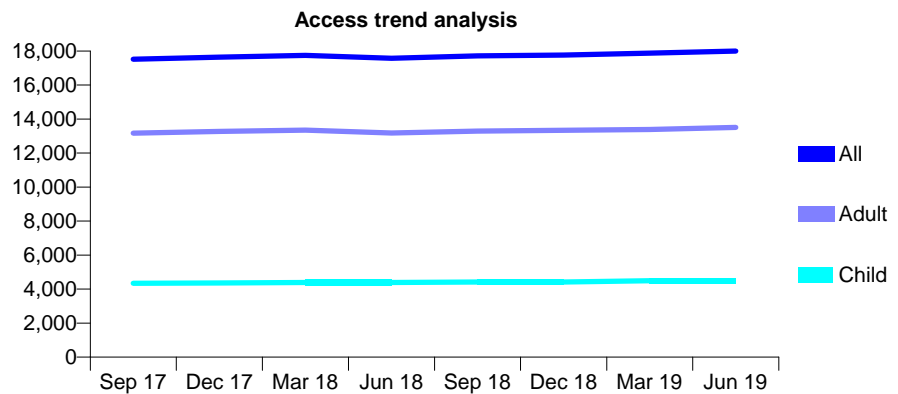
Q63 - Vital Signs At a Glance Contract Report for 199214/0001 - June 2019

Name or company name	L. Ziman & Associates
Contract type name	GDS Contract
Purpose of contract	General
Contract start date	01/04/2013
Contract end date	

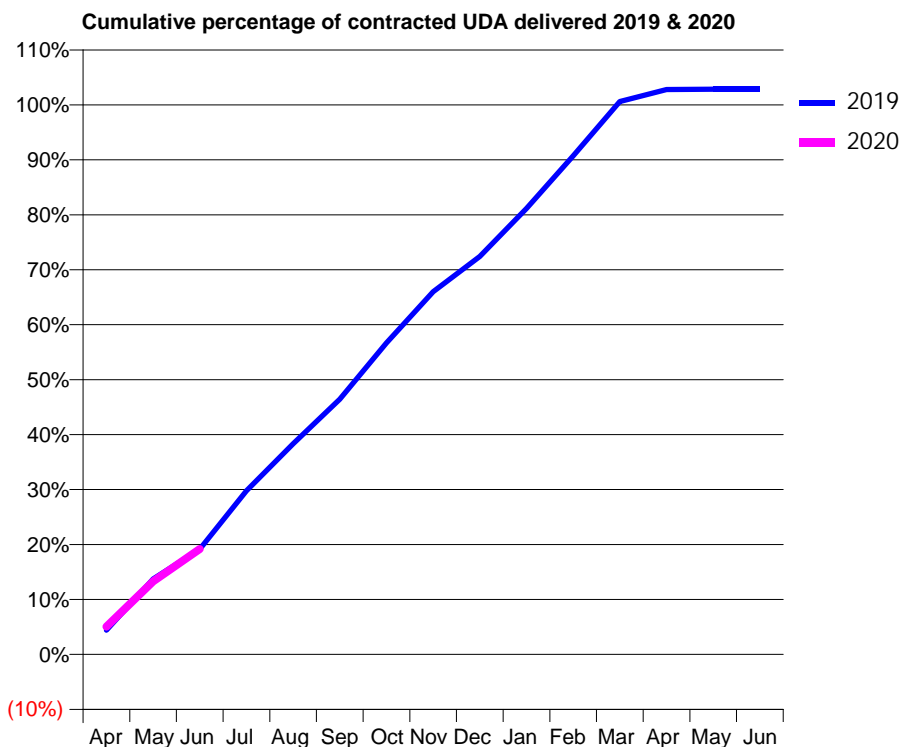
19/20 Contracted general activity (UDA)	47,912
Carry forward general activity (UDA)	0
19/20 Contracted orthodontic activity (UOA)	0
Carry forward orthodontic activity (UOA)	0
Baseline contract value	£1,364,532.04

ACCESS*

Patients seen in 24 months	Total	Change since previous quarter
Quarter ending June 2018	17,572	
Quarter ending September 2018	17,720	→
Quarter ending December 2018	17,766	→
Quarter ending March 2019	17,880	→
Quarter ending June 2019	17,996	→
Variance since June 2018	2.4%	↑



ACTIVITY



Month	2019	2020
April	2,120	2,428
May	6,584	6,381
June	9,175	9,191
July	14,267	
August	18,363	
September	22,252	
October	27,166	
November	31,625	
December	34,702	
January	38,889	
February	43,463	
March	48,193	
April	49,241	
May	49,263	
June	49,265	

QUALITY

	Quantity	Base Number	Contract	AT	Region	England
% of FP17s for the same patient ID Re-attending within 3 months - Children	103	1,370	7.5%	10.2%	11.9%	11.4%
% of FP17s for the same patient ID Re-attending within 3 months - Adults	482	3,408	14.1%	15.5%	17.2%	15.4%
% of FP17s for the same patient ID Re-attending between 3 & 9 months - Children	769	1,370	56.1%	50.1%	49.8%	59.8%
% of FP17s for the same patient ID Re-attending between 3 & 9 months - Adults	1,410	3,408	41.4%	39.4%	39.5%	52.1%
% of FP17s for Band 1 Urgent Courses	447	4,312	10.4%	10.5%	11.2%	9.2%
% of FP17s Relating to Free Repair or Replacements	69	4,312	1.6%	0.6%	0.5%	0.7%
% of FP17s Relating to Continuations	37	4,312	0.9%	0.8%	0.7%	0.8%
% of Patients satisfied with the dentistry they have received	1	1	N/A	91.0%	90.6%	93.4%
% of Patients satisfied with the time they had to wait for an appointment	1	1	N/A	87.1%	83.8%	87.6%

* This is based on patients treated on this contract for their most recent course of treatment. Figures in italics indicate the base number of FP17s or Patient Questionnaire responses are less than 100. N/A is shown where the base number of responses is less than 10 during the period. % is calculated as Quantity/Base number*100

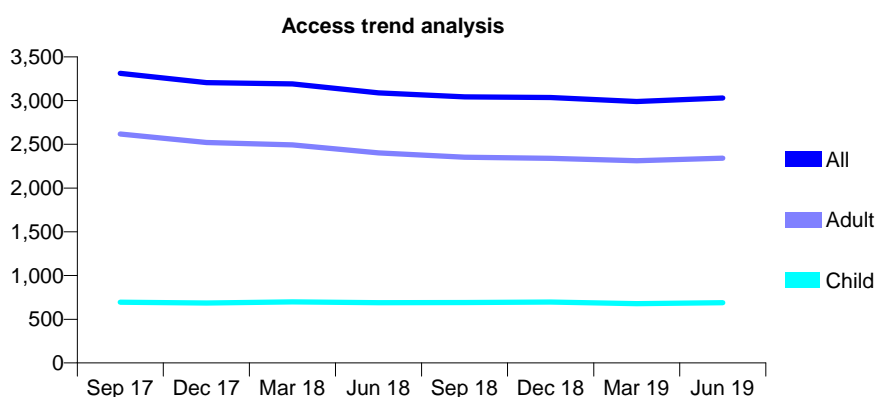
Q63 - Vital Signs At a Glance Contract Report for 199249/0001 - June 2019

Name or company name	Maxident Limited
Contract type name	GDS Contract
Purpose of contract	General
Contract start date	01/03/2011
Contract end date	

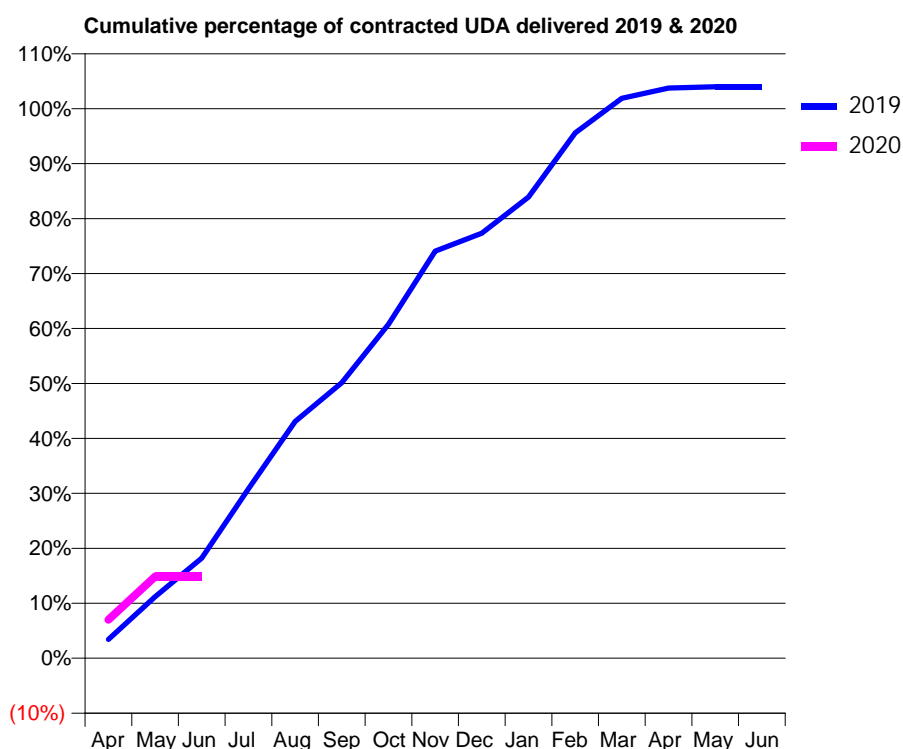
19/20 Contracted general activity (UDA)	9,489
Carry forward general activity (UDA)	0
19/20 Contracted orthodontic activity (UOA)	0
Carry forward orthodontic activity (UOA)	0
Baseline contract value	£276,691.37

ACCESS*

Patients seen in 24 months	Total	Change since previous quarter
Quarter ending June 2018	3,089	
Quarter ending September 2018	3,043	↓
Quarter ending December 2018	3,036	→
Quarter ending March 2019	2,990	↓
Quarter ending June 2019	3,030	→
Variance since June 2018	(1.9%)	↓



ACTIVITY



Month	2019	2020
April	325	664
May	1,063	1,411
June	1,728	1,411
July	2,925	
August	4,088	
September	4,757	
October	5,767	
November	7,030	
December	7,336	
January	7,963	
February	9,072	
March	9,667	
April	9,844	
May	9,866	
June	9,866	

QUALITY

	Quantity	Base Number	Contract	AT	Region	England
% of FP17s for the same patient ID Re-attending within 3 months - Children	12	132	9.1%	10.2%	11.9%	11.4%
% of FP17s for the same patient ID Re-attending within 3 months - Adults	103	470	21.9%	15.5%	17.2%	15.4%
% of FP17s for the same patient ID Re-attending between 3 & 9 months - Children	29	132	22.0%	50.1%	49.8%	59.8%
% of FP17s for the same patient ID Re-attending between 3 & 9 months - Adults	102	470	21.7%	39.4%	39.5%	52.1%
% of FP17s for Band 1 Urgent Courses	102	493	20.7%	10.5%	11.2%	9.2%
% of FP17s Relating to Free Repair or Replacements	0	493	0.0%	0.6%	0.5%	0.7%
% of FP17s Relating to Continuations	0	493	0.0%	0.8%	0.7%	0.8%
% of Patients satisfied with the dentistry they have received	2	2	N/A	91.0%	90.6%	93.4%
% of Patients satisfied with the time they had to wait for an appointment	2	2	N/A	87.1%	83.8%	87.6%

* This is based on patients treated on this contract for their most recent course of treatment.

Figures in italics indicate the base number of FP17s or Patient Questionnaire responses are less than 100. N/A is shown where the base number of responses is less than 10 during the period. % is calculated as Quantity/Base number*100

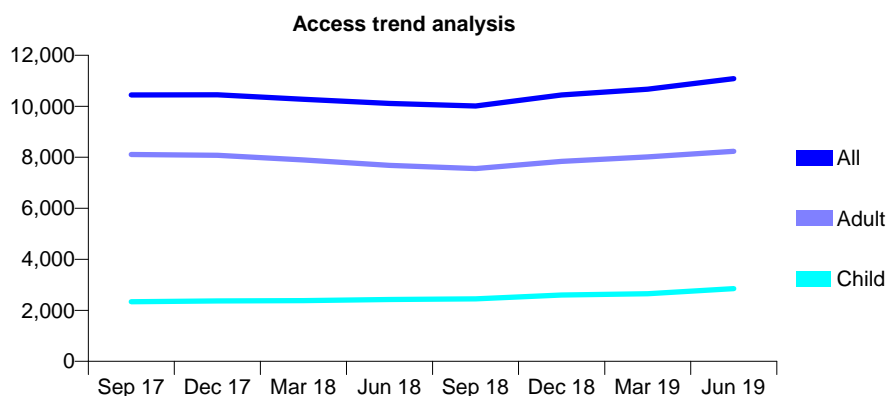
Q63 - Vital Signs At a Glance Contract Report for 199443/0001 - June 2019

Name or company name	Namta Ltd
Contract type name	GDS Contract
Purpose of contract	General
Contract start date	01/04/2011
Contract end date	

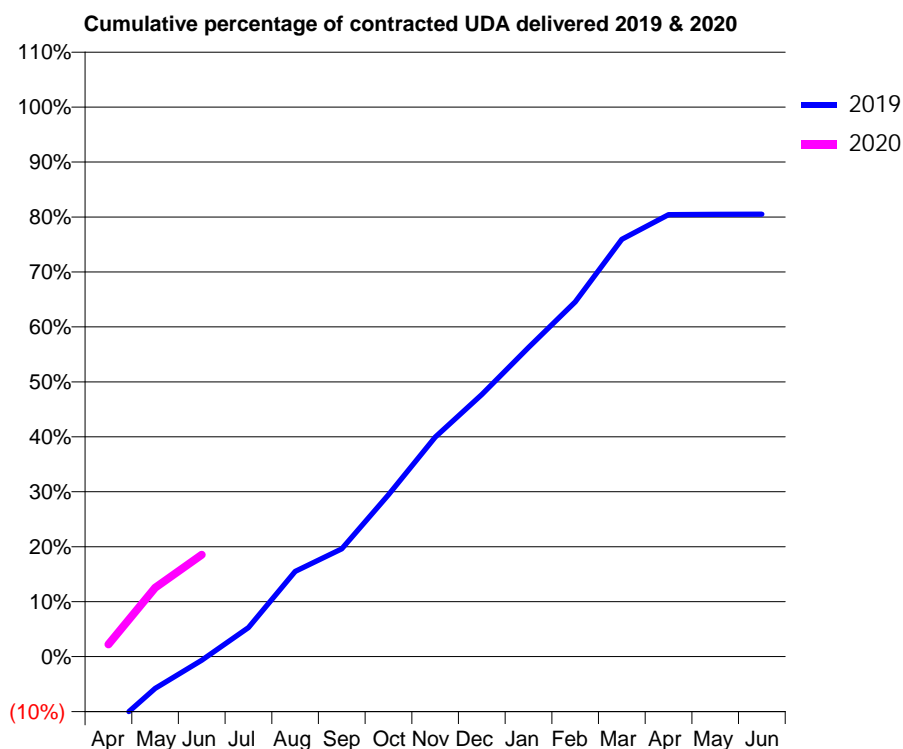
19/20 Contracted general activity (UDA)	26,885
Carry forward general activity (UDA)	0
19/20 Contracted orthodontic activity (UOA)	0
Carry forward orthodontic activity (UOA)	0
Baseline contract value	£735,990.25

ACCESS*

Patients seen in 24 months	Total	Change since previous quarter
Quarter ending June 2018	10,109	
Quarter ending September 2018	10,008	→
Quarter ending December 2018	10,443	↑
Quarter ending March 2019	10,667	↑
Quarter ending June 2019	11,084	↑
Variance since June 2018	9.6%	↑



ACTIVITY



Month	Adjusted Scheduled Activity (UDA)	
	2019	2020
April	-3,593	594
May	-1,556	3,373
June	-178	4,983
July	1,419	
August	4,170	
September	5,273	
October	7,914	
November	10,743	
December	12,823	
January	15,124	
February	17,354	
March	20,420	
April	21,621	
May	21,640	
June	21,642	

QUALITY

	Quantity	Base Number	Contract	AT	Region	England
% of FP17s for the same patient ID Re-attending within 3 months - Children	72	972	7.4%	10.2%	11.9%	11.4%
% of FP17s for the same patient ID Re-attending within 3 months - Adults	348	2,308	15.1%	15.5%	17.2%	15.4%
% of FP17s for the same patient ID Re-attending between 3 & 9 months - Children	404	972	41.6%	50.1%	49.8%	59.8%
% of FP17s for the same patient ID Re-attending between 3 & 9 months - Adults	858	2,308	37.2%	39.4%	39.5%	52.1%
% of FP17s for Band 1 Urgent Courses	341	2,603	13.1%	10.5%	11.2%	9.2%
% of FP17s Relating to Free Repair or Replacements	8	2,603	0.3%	0.6%	0.5%	0.7%
% of FP17s Relating to Continuations	5	2,603	0.2%	0.8%	0.7%	0.8%
% of Patients satisfied with the dentistry they have received	2	2	N/A	91.0%	90.6%	93.4%
% of Patients satisfied with the time they had to wait for an appointment	1	2	N/A	87.1%	83.8%	87.6%

* This is based on patients treated on this contract for their most recent course of treatment. Figures in italics indicate the base number of FP17s or Patient Questionnaire responses are less than 100. N/A is shown where the base number of responses is less than 10 during the period. % is calculated as Quantity/Base number*100

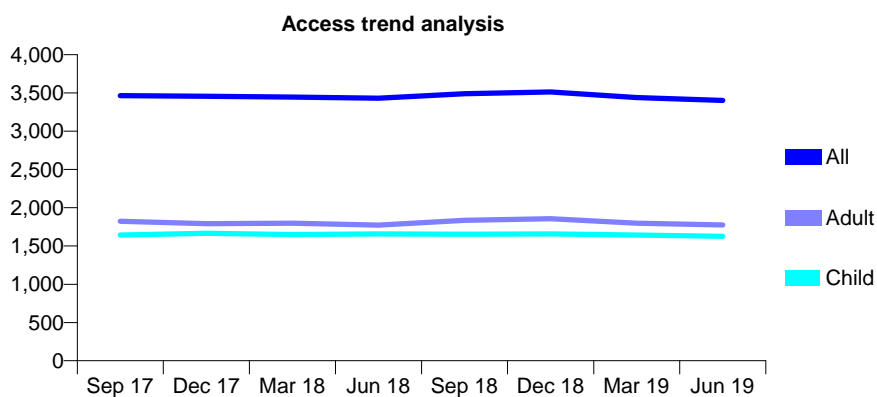
Q63 - Vital Signs At a Glance Contract Report for 199826/0001 - June 2019

Name or company name	FEARNS LIMITED
Contract type name	GDS Contract
Purpose of contract	General
Contract start date	01/03/2009
Contract end date	

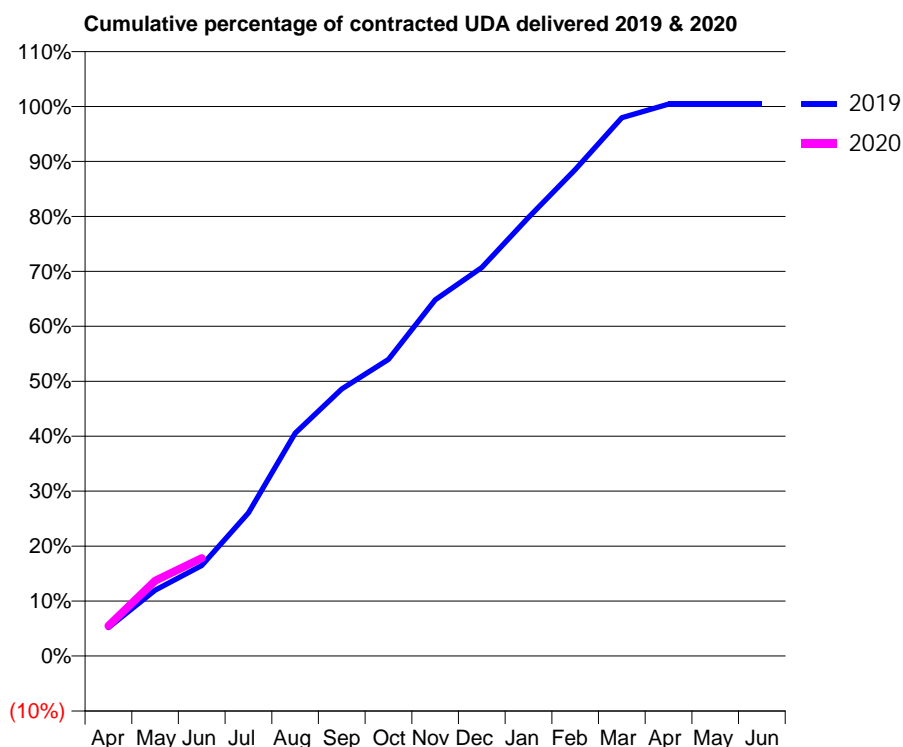
19/20 Contracted general activity (UDA)	6,400
Carry forward general activity (UDA)	0
19/20 Contracted orthodontic activity (UOA)	0
Carry forward orthodontic activity (UOA)	0
Baseline contract value	£154,286.50

ACCESS*

Patients seen in 24 months	Total	Change since previous quarter
Quarter ending June 2018	3,431	
Quarter ending September 2018	3,490	→
Quarter ending December 2018	3,513	→
Quarter ending March 2019	3,439	↓
Quarter ending June 2019	3,402	↓
Variance since June 2018	(0.8%)	→



ACTIVITY



Month	Adjusted Scheduled Activity (UDA)	
	2019	2020
April	332	351
May	768	876
June	1,054	1,141
July	1,668	
August	2,596	
September	3,111	
October	3,455	
November	4,147	
December	4,526	
January	5,107	
February	5,664	
March	6,269	
April	6,428	
May	6,427	
June	6,427	

QUALITY

	Quantity	Base Number	Contract	AT	Region	England
% of FP17s for the same patient ID Re-attending within 3 months - Children	36	578	6.2%	10.2%	11.9%	11.4%
% of FP17s for the same patient ID Re-attending within 3 months - Adults	52	366	14.2%	15.5%	17.2%	15.4%
% of FP17s for the same patient ID Re-attending between 3 & 9 months - Children	374	578	64.7%	50.1%	49.8%	59.8%
% of FP17s for the same patient ID Re-attending between 3 & 9 months - Adults	155	366	42.3%	39.4%	39.5%	52.1%
% of FP17s for Band 1 Urgent Courses	42	683	6.1%	10.5%	11.2%	9.2%
% of FP17s Relating to Free Repair or Replacements	1	683	0.1%	0.6%	0.5%	0.7%
% of FP17s Relating to Continuations	2	683	0.3%	0.8%	0.7%	0.8%
% of Patients satisfied with the dentistry they have received	1	1	N/A	91.0%	90.6%	93.4%
% of Patients satisfied with the time they had to wait for an appointment	1	1	N/A	87.1%	83.8%	87.6%

* This is based on patients treated on this contract for their most recent course of treatment. Figures in italics indicate the base number of FP17s or Patient Questionnaire responses are less than 100. N/A is shown where the base number of responses is less than 10 during the period. % is calculated as Quantity/Base number*100

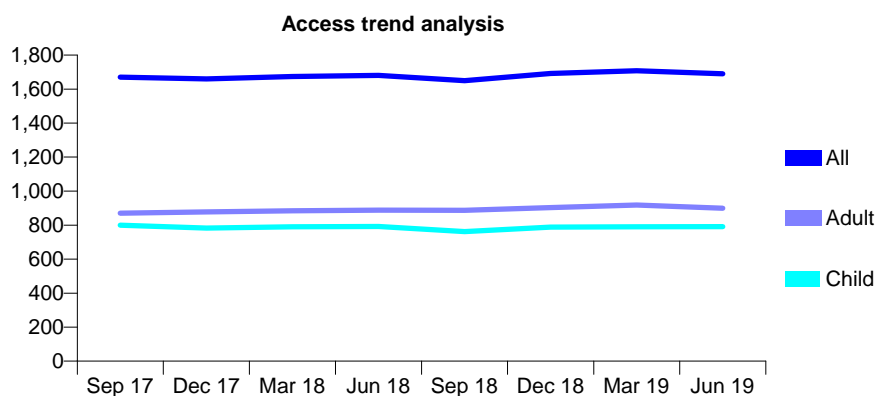
Q63 - Vital Signs At a Glance Contract Report for 204307/0002 - June 2019

Name or company name	Robert Silverstone and Giuseppe Narcisi
Contract type name	GDS Contract
Purpose of contract	General
Contract start date	16/12/2013
Contract end date	

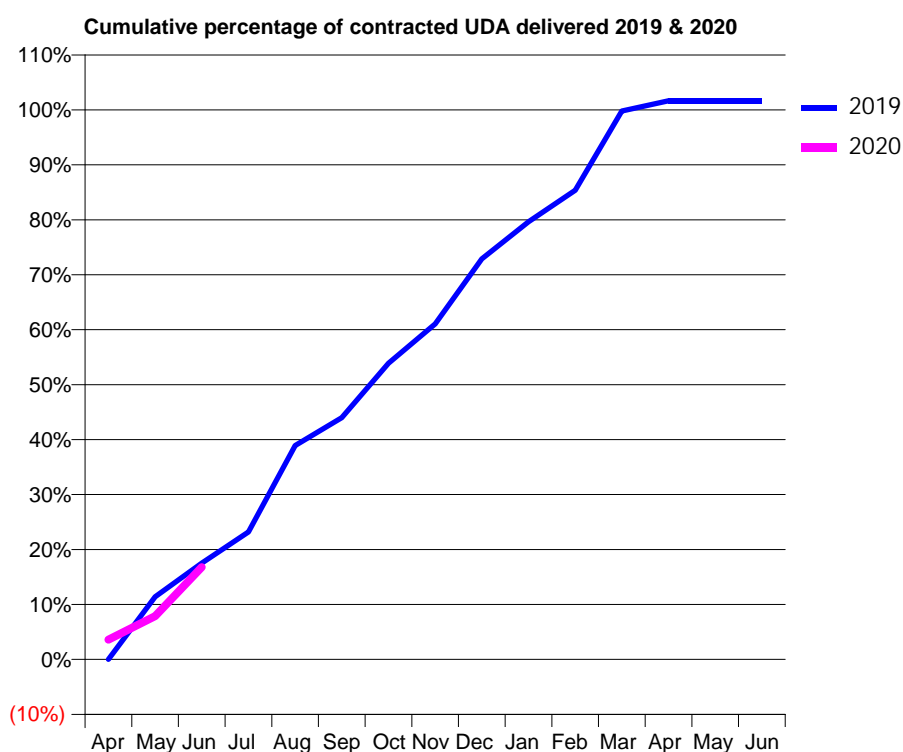
19/20 Contracted general activity (UDA)	7,500
Carry forward general activity (UDA)	0
19/20 Contracted orthodontic activity (UOA)	0
Carry forward orthodontic activity (UOA)	0
Baseline contract value	£275,462.92

ACCESS*

Patients seen in 24 months	Total	Change since previous quarter
Quarter ending June 2018	1,680	
Quarter ending September 2018	1,649	↓
Quarter ending December 2018	1,692	↑
Quarter ending March 2019	1,708	→
Quarter ending June 2019	1,690	↓
Variance since June 2018	0.6%	→



ACTIVITY



Month	Adjusted Scheduled Activity (UDA)	
	2019	2020
April	0	270
May	857	590
June	1,315	1,259
July	1,739	
August	2,921	
September	3,298	
October	4,041	
November	4,580	
December	5,467	
January	5,973	
February	6,402	
March	7,483	
April	7,623	
May	7,624	
June	7,624	

QUALITY

	Quantity	Base Number	Contract	AT	Region	England
% of FP17s for the same patient ID Re-attending within 3 months - Children	33	274	12.0%	10.2%	11.9%	11.4%
% of FP17s for the same patient ID Re-attending within 3 months - Adults	77	214	36.0%	15.5%	17.2%	15.4%
% of FP17s for the same patient ID Re-attending between 3 & 9 months - Children	140	274	51.1%	50.1%	49.8%	59.8%
% of FP17s for the same patient ID Re-attending between 3 & 9 months - Adults	92	214	43.0%	39.4%	39.5%	52.1%
% of FP17s for Band 1 Urgent Courses	72	441	16.3%	10.5%	11.2%	9.2%
% of FP17s Relating to Free Repair or Replacements	15	441	3.4%	0.6%	0.5%	0.7%
% of FP17s Relating to Continuations	16	441	3.6%	0.8%	0.7%	0.8%
% of Patients satisfied with the dentistry they have received	0	0	N/A	91.0%	90.6%	93.4%
% of Patients satisfied with the time they had to wait for an appointment	0	0	N/A	87.1%	83.8%	87.6%

* This is based on patients treated on this contract for their most recent course of treatment. Figures in italics indicate the base number of FP17s or Patient Questionnaire responses are less than 100. N/A is shown where the base number of responses is less than 10 during the period. % is calculated as Quantity/Base number*100

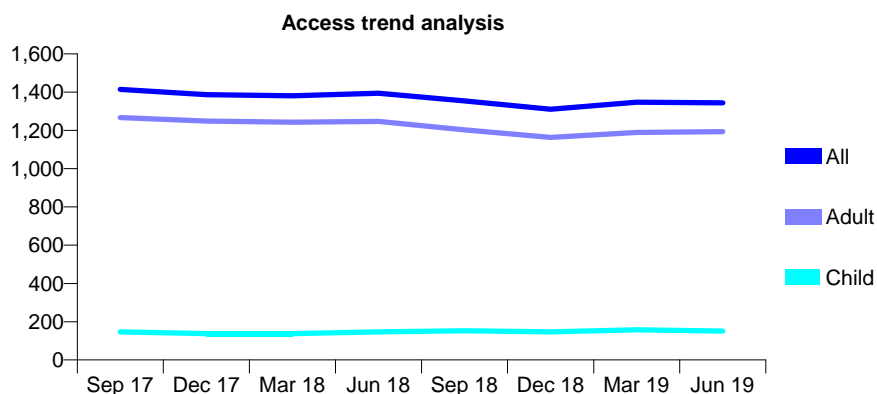
Q63 - Vital Signs At a Glance Contract Report for 206660/0002 - June 2019

Name or company name	MR HK AGYEKUM
Contract type name	GDS Contract
Purpose of contract	General
Contract start date	02/04/2011
Contract end date	

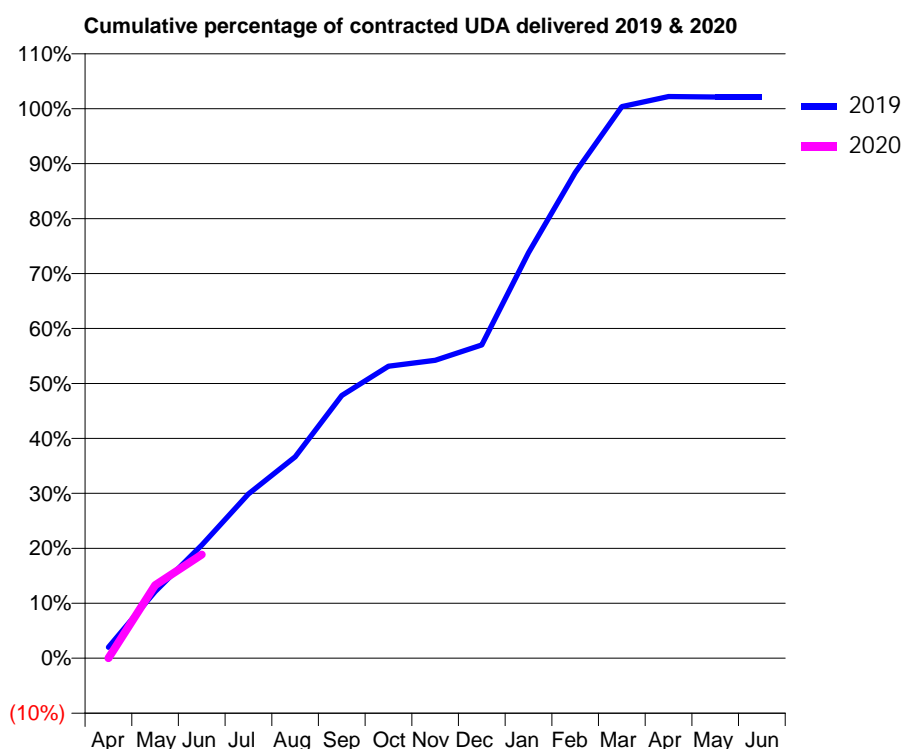
19/20 Contracted general activity (UDA)	5,840
Carry forward general activity (UDA)	0
19/20 Contracted orthodontic activity (UOA)	0
Carry forward orthodontic activity (UOA)	0
Baseline contract value	£193,767.85

ACCESS*

Patients seen in 24 months	Total	Change since previous quarter
Quarter ending June 2018	1,394	
Quarter ending September 2018	1,354	↓
Quarter ending December 2018	1,310	↓
Quarter ending March 2019	1,347	↑
Quarter ending June 2019	1,344	→
Variance since June 2018	(3.6%)	↓



ACTIVITY



Month	Adjusted Scheduled Activity (UDA)	
	2019	2020
April	117	0
May	710	776
June	1,203	1,101
July	1,745	
August	2,140	
September	2,791	
October	3,102	
November	3,165	
December	3,330	
January	4,309	
February	5,160	
March	5,862	
April	5,968	
May	5,962	
June	5,962	

QUALITY

	Quantity	Base Number	Contract	AT	Region	England
% of FP17s for the same patient ID Re-attending within 3 months - Children	7	44	15.9%	10.2%	11.9%	11.4%
% of FP17s for the same patient ID Re-attending within 3 months - Adults	66	301	21.9%	15.5%	17.2%	15.4%
% of FP17s for the same patient ID Re-attending between 3 & 9 months - Children	19	44	43.2%	50.1%	49.8%	59.8%
% of FP17s for the same patient ID Re-attending between 3 & 9 months - Adults	139	301	46.2%	39.4%	39.5%	52.1%
% of FP17s for Band 1 Urgent Courses	22	328	6.7%	10.5%	11.2%	9.2%
% of FP17s Relating to Free Repair or Replacements	0	328	0.0%	0.6%	0.5%	0.7%
% of FP17s Relating to Continuations	0	328	0.0%	0.8%	0.7%	0.8%
% of Patients satisfied with the dentistry they have received	1	2	N/A	91.0%	90.6%	93.4%
% of Patients satisfied with the time they had to wait for an appointment	2	2	N/A	87.1%	83.8%	87.6%

* This is based on patients treated on this contract for their most recent course of treatment.

Figures in italics indicate the base number of FP17s or Patient Questionnaire responses are less than 100. N/A is shown where the base number of responses is less than 10 during the period. % is calculated as Quantity/Base number*100

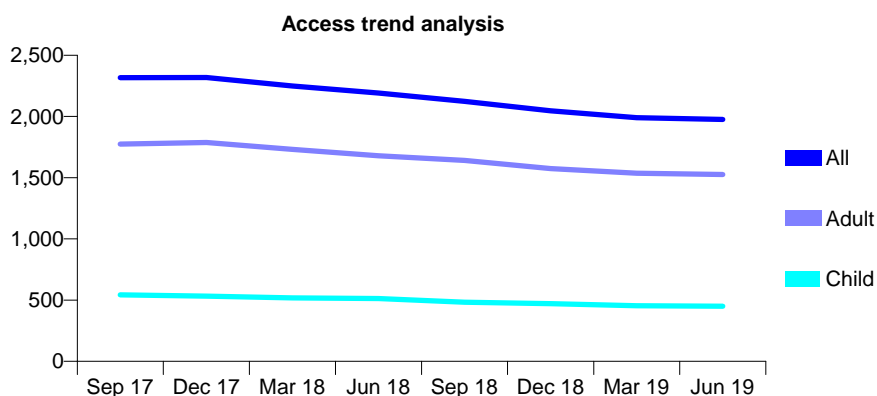
Q63 - Vital Signs At a Glance Contract Report for 213349/0001 - June 2019

Name or company name	MR GJ HUMPHRIES
Contract type name	GDS Contract
Purpose of contract	General
Contract start date	01/04/2006
Contract end date	

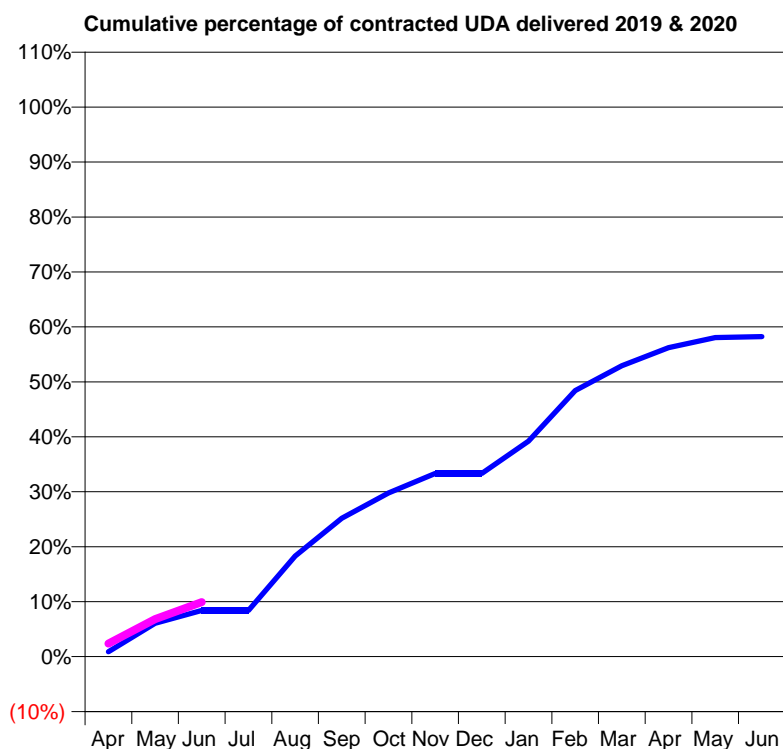
19/20 Contracted general activity (UDA)	6,029
Carry forward general activity (UDA)	0
19/20 Contracted orthodontic activity (UOA)	0
Carry forward orthodontic activity (UOA)	0
Baseline contract value	£167,547.98

ACCESS*

Patients seen in 24 months	Total	Change since previous quarter
Quarter ending June 2018	2,191	
Quarter ending September 2018	2,124	↓
Quarter ending December 2018	2,046	↓
Quarter ending March 2019	1,991	↓
Quarter ending June 2019	1,976	→
Variance since June 2018	(9.8%)	↓



ACTIVITY



Month	Adjusted Scheduled Activity (UDA)	
	2019	2020
April	54	143
May	367	412
June	506	597
July	506	
August	1,104	
September	1,517	
October	1,796	
November	2,010	
December	2,010	
January	2,365	
February	2,920	
March	3,192	
April	3,389	
May	3,500	
June	3,510	

QUALITY

	Quantity	Base Number	Contract	AT	Region	England
% of FP17s for the same patient ID Re-attending within 3 months - Children	13	149	8.7%	10.2%	11.9%	11.4%
% of FP17s for the same patient ID Re-attending within 3 months - Adults	89	497	17.9%	15.5%	17.2%	15.4%
% of FP17s for the same patient ID Re-attending between 3 & 9 months - Children	56	149	37.6%	50.1%	49.8%	59.8%
% of FP17s for the same patient ID Re-attending between 3 & 9 months - Adults	188	497	37.8%	39.4%	39.5%	52.1%
% of FP17s for Band 1 Urgent Courses	46	346	13.3%	10.5%	11.2%	9.2%
% of FP17s Relating to Free Repair or Replacements	6	346	1.7%	0.6%	0.5%	0.7%
% of FP17s Relating to Continuations	0	346	0.0%	0.8%	0.7%	0.8%
% of Patients satisfied with the dentistry they have received	0	0	N/A	91.0%	90.6%	93.4%
% of Patients satisfied with the time they had to wait for an appointment	0	0	N/A	87.1%	83.8%	87.6%

* This is based on patients treated on this contract for their most recent course of treatment. Figures in italics indicate the base number of FP17s or Patient Questionnaire responses are less than 100. N/A is shown where the base number of responses is less than 10 during the period. % is calculated as Quantity/Base number*100

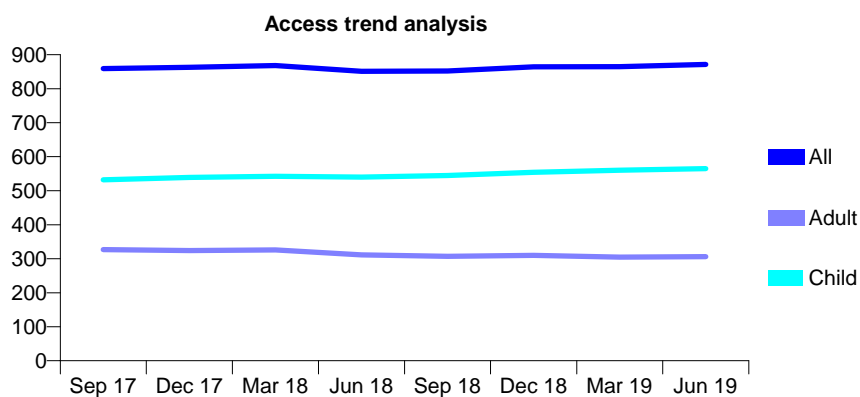
Q63 - Vital Signs At a Glance Contract Report for 214582/0001 - June 2019

Name or company name	S Shah
Contract type name	GDS Contract
Purpose of contract	General
Contract start date	01/04/2006
Contract end date	

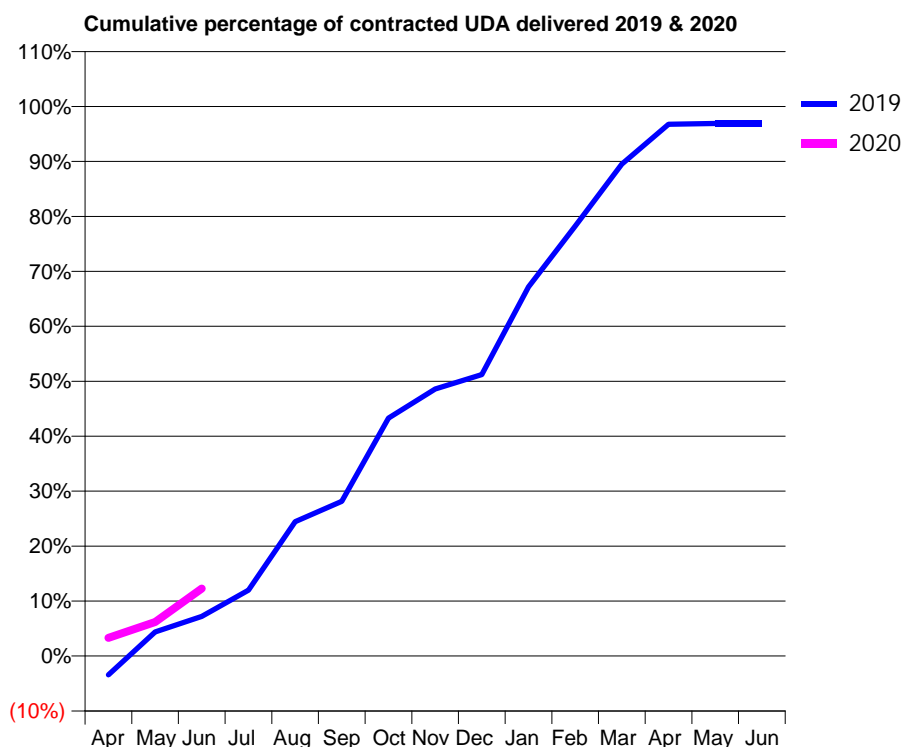
19/20 Contracted general activity (UDA)	2,040
Carry forward general activity (UDA)	0
19/20 Contracted orthodontic activity (UOA)	0
Carry forward orthodontic activity (UOA)	0
Baseline contract value	£53,822.08

ACCESS*

Patients seen in 24 months	Total	Change since previous quarter
Quarter ending June 2018	851	
Quarter ending September 2018	852	→
Quarter ending December 2018	864	→
Quarter ending March 2019	865	→
Quarter ending June 2019	871	→
Variance since June 2018	2.4%	↑



ACTIVITY



Month	Adjusted Scheduled Activity (UDA)	
	2019	2020
April	-70	67
May	90	126
June	147	250
July	245	
August	499	
September	574	
October	883	
November	991	
December	1,045	
January	1,371	
February	1,596	
March	1,826	
April	1,974	
May	1,977	
June	1,977	

QUALITY

	Quantity	Base Number	Contract	AT	Region	England
% of FP17s for the same patient ID Re-attending within 3 months - Children	11	173	6.4%	10.2%	11.9%	11.4%
% of FP17s for the same patient ID Re-attending within 3 months - Adults	6	68	8.8%	15.5%	17.2%	15.4%
% of FP17s for the same patient ID Re-attending between 3 & 9 months - Children	120	173	69.4%	50.1%	49.8%	59.8%
% of FP17s for the same patient ID Re-attending between 3 & 9 months - Adults	39	68	57.4%	39.4%	39.5%	52.1%
% of FP17s for Band 1 Urgent Courses	5	155	3.2%	10.5%	11.2%	9.2%
% of FP17s Relating to Free Repair or Replacements	0	155	0.0%	0.6%	0.5%	0.7%
% of FP17s Relating to Continuations	0	155	0.0%	0.8%	0.7%	0.8%
% of Patients satisfied with the dentistry they have received	0	0	N/A	91.0%	90.6%	93.4%
% of Patients satisfied with the time they had to wait for an appointment	0	0	N/A	87.1%	83.8%	87.6%

* This is based on patients treated on this contract for their most recent course of treatment. Figures in italics indicate the base number of FP17s or Patient Questionnaire responses are less than 100. N/A is shown where the base number of responses is less than 10 during the period. % is calculated as Quantity/Base number*100

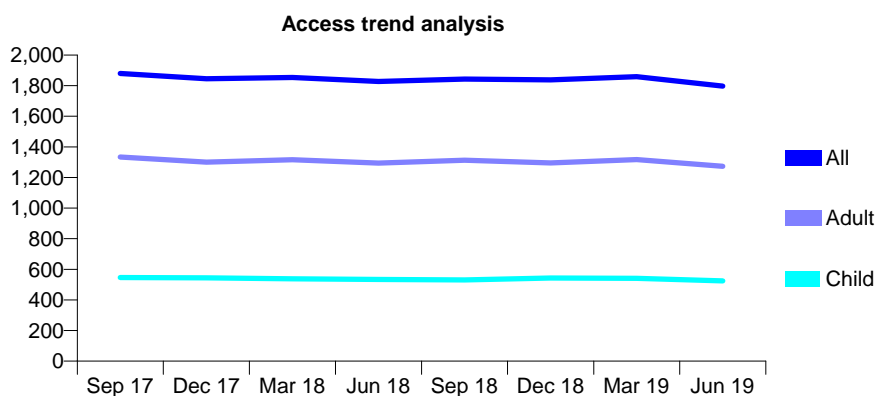
Q63 - Vital Signs At a Glance Contract Report for 214752/0001 - June 2019

Name or company name	MR A PATEL
Contract type name	GDS Contract
Purpose of contract	General
Contract start date	01/04/2006
Contract end date	

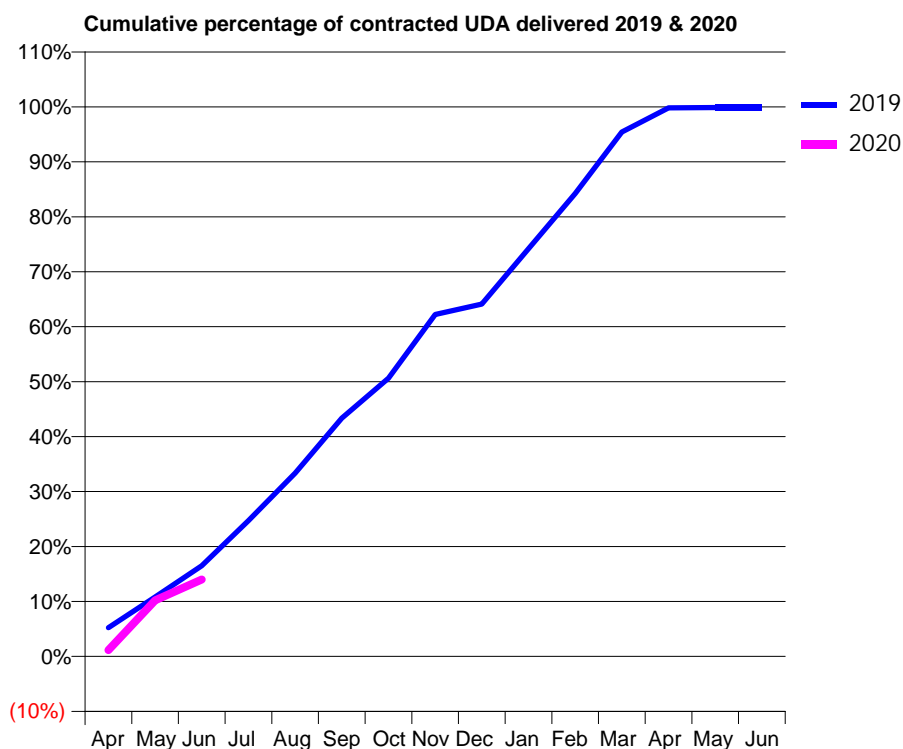
19/20 Contracted general activity (UDA)	4,304
Carry forward general activity (UDA)	0
19/20 Contracted orthodontic activity (UOA)	0
Carry forward orthodontic activity (UOA)	0
Baseline contract value	£130,509.38

ACCESS*

Patients seen in 24 months	Total	Change since previous quarter
Quarter ending June 2018	1,828	
Quarter ending September 2018	1,843	→
Quarter ending December 2018	1,838	→
Quarter ending March 2019	1,858	→
Quarter ending June 2019	1,797	↓
Variance since June 2018	(1.7%)	↓



ACTIVITY



Adjusted Scheduled Activity (UDA)		
Month	2019	2020
April	225	49
May	466	439
June	711	602
July	1,064	
August	1,435	
September	1,866	
October	2,179	
November	2,679	
December	2,758	
January	3,193	
February	3,626	
March	4,107	
April	4,297	
May	4,299	
June	4,299	

QUALITY

	Quantity	Base Number	Contract	AT	Region	England
% of FP17s for the same patient ID Re-attending within 3 months - Children	9	103	8.7%	10.2%	11.9%	11.4%
% of FP17s for the same patient ID Re-attending within 3 months - Adults	24	239	10.0%	15.5%	17.2%	15.4%
% of FP17s for the same patient ID Re-attending between 3 & 9 months - Children	49	103	47.6%	50.1%	49.8%	59.8%
% of FP17s for the same patient ID Re-attending between 3 & 9 months - Adults	60	239	25.1%	39.4%	39.5%	52.1%
% of FP17s for Band 1 Urgent Courses	19	271	7.0%	10.5%	11.2%	9.2%
% of FP17s Relating to Free Repair or Replacements	3	271	1.1%	0.6%	0.5%	0.7%
% of FP17s Relating to Continuations	2	271	0.7%	0.8%	0.7%	0.8%
% of Patients satisfied with the dentistry they have received	0	0	N/A	91.0%	90.6%	93.4%
% of Patients satisfied with the time they had to wait for an appointment	0	0	N/A	87.1%	83.8%	87.6%

* This is based on patients treated on this contract for their most recent course of treatment. Figures in italics indicate the base number of FP17s or Patient Questionnaire responses are less than 100. N/A is shown where the base number of responses is less than 10 during the period. % is calculated as Quantity/Base number*100

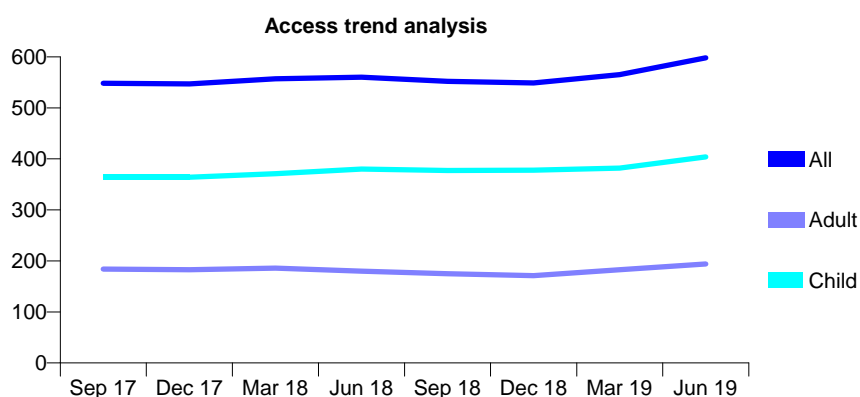
Q63 - Vital Signs At a Glance Contract Report for 215775/0001 - June 2019

Name or company name	MR HE ROBERTS-HARRY
Contract type name	GDS Contract
Purpose of contract	General
Contract start date	01/04/2006
Contract end date	

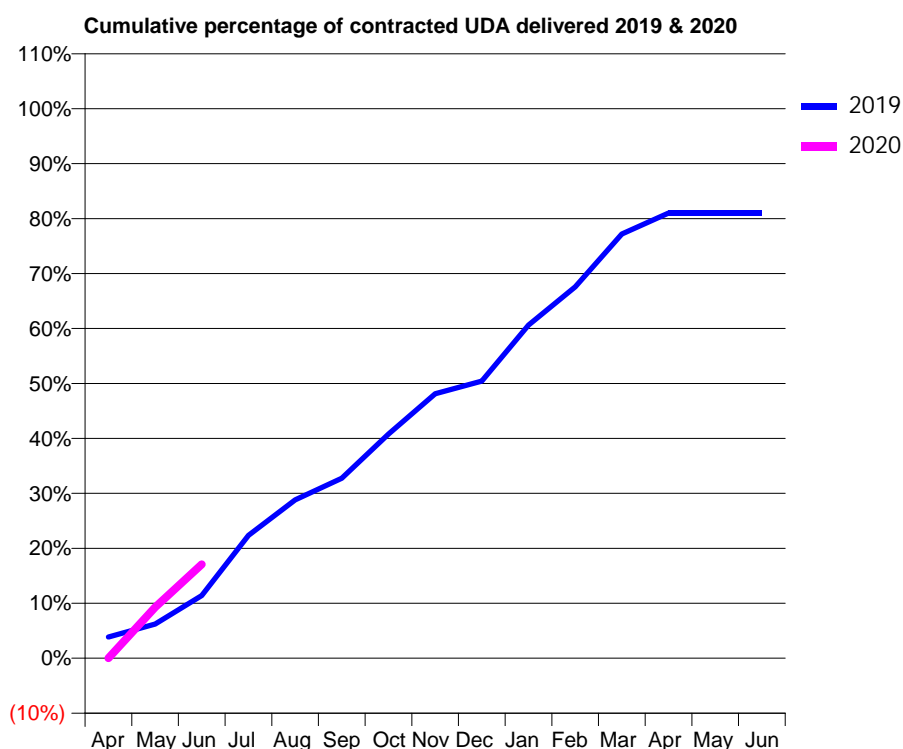
19/20 Contracted general activity (UDA)	1,272
Carry forward general activity (UDA)	0
19/20 Contracted orthodontic activity (UOA)	0
Carry forward orthodontic activity (UOA)	0
Baseline contract value	£35,550.24

ACCESS*

Patients seen in 24 months	Total	Change since previous quarter
Quarter ending June 2018	560	
Quarter ending September 2018	552	↓
Quarter ending December 2018	549	→
Quarter ending March 2019	565	↑
Quarter ending June 2019	598	↑
Variance since June 2018	6.8%	↑



ACTIVITY



Month	2019	2020
April	49	0
May	79	118
June	145	218
July	284	
August	367	
September	417	
October	519	
November	612	
December	641	
January	771	
February	859	
March	982	
April	1,030	
May	1,030	
June	1,030	

QUALITY

	Quantity	Base Number	Contract	AT	Region	England
% of FP17s for the same patient ID Re-attending within 3 months - Children	2	151	1.3%	10.2%	11.9%	11.4%
% of FP17s for the same patient ID Re-attending within 3 months - Adults	1	52	1.9%	15.5%	17.2%	15.4%
% of FP17s for the same patient ID Re-attending between 3 & 9 months - Children	77	151	51.0%	50.1%	49.8%	59.8%
% of FP17s for the same patient ID Re-attending between 3 & 9 months - Adults	30	52	57.7%	39.4%	39.5%	52.1%
% of FP17s for Band 1 Urgent Courses	3	178	1.7%	10.5%	11.2%	9.2%
% of FP17s Relating to Free Repair or Replacements	0	178	0.0%	0.6%	0.5%	0.7%
% of FP17s Relating to Continuations	0	178	0.0%	0.8%	0.7%	0.8%
% of Patients satisfied with the dentistry they have received	0	0	N/A	91.0%	90.6%	93.4%
% of Patients satisfied with the time they had to wait for an appointment	0	0	N/A	87.1%	83.8%	87.6%

* This is based on patients treated on this contract for their most recent course of treatment. Figures in italics indicate the base number of FP17s or Patient Questionnaire responses are less than 100. N/A is shown where the base number of responses is less than 10 during the period. % is calculated as Quantity/Base number*100

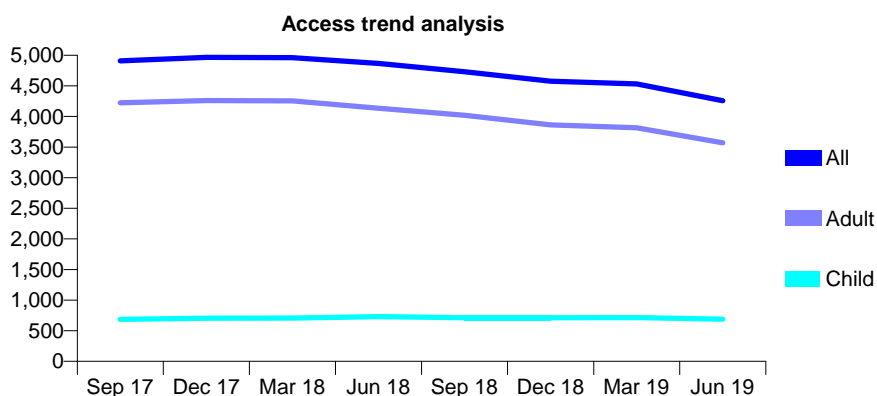
Q63 - Vital Signs At a Glance Contract Report for 218146/0002 - June 2019

Name or company name	MR BH ANNOBIL
Contract type name	GDS Contract
Purpose of contract	General
Contract start date	21/04/2008
Contract end date	

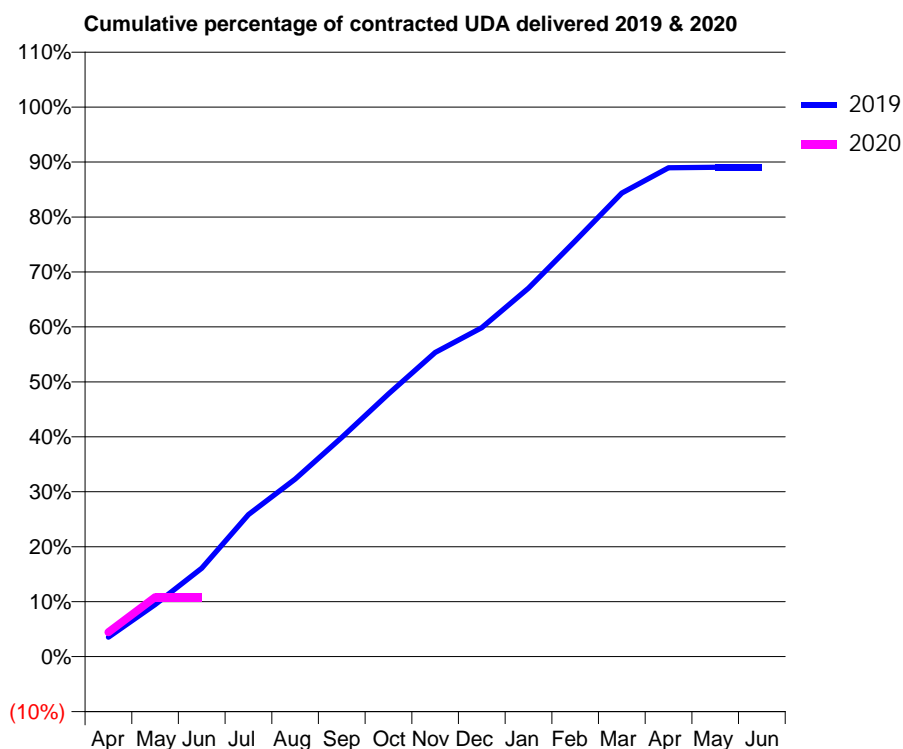
19/20 Contracted general activity (UDA)	12,300
Carry forward general activity (UDA)	0
19/20 Contracted orthodontic activity (UOA)	0
Carry forward orthodontic activity (UOA)	0
Baseline contract value	£391,791.84

ACCESS*

Patients seen in 24 months	Total	Change since previous quarter
Quarter ending June 2018	4,866	
Quarter ending September 2018	4,732	↓
Quarter ending December 2018	4,577	↓
Quarter ending March 2019	4,532	→
Quarter ending June 2019	4,258	↓
Variance since June 2018	(12.5%)	↓



ACTIVITY



Month	Adjusted Scheduled Activity (UDA)	
	2019	2020
April	436	547
May	1,166	1,330
June	1,981	1,330
July	3,181	
August	3,974	
September	4,905	
October	5,879	
November	6,806	
December	7,363	
January	8,249	
February	9,304	
March	10,377	
April	10,941	
May	10,954	
June	10,954	

QUALITY

	Quantity	Base Number	Contract	AT	Region	England
% of FP17s for the same patient ID Re-attending within 3 months - Children	7	135	5.2%	10.2%	11.9%	11.4%
% of FP17s for the same patient ID Re-attending within 3 months - Adults	52	471	11.0%	15.5%	17.2%	15.4%
% of FP17s for the same patient ID Re-attending between 3 & 9 months - Children	52	135	38.5%	50.1%	49.8%	59.8%
% of FP17s for the same patient ID Re-attending between 3 & 9 months - Adults	112	471	23.8%	39.4%	39.5%	52.1%
% of FP17s for Band 1 Urgent Courses	66	441	15.0%	10.5%	11.2%	9.2%
% of FP17s Relating to Free Repair or Replacements	0	441	0.0%	0.6%	0.5%	0.7%
% of FP17s Relating to Continuations	0	441	0.0%	0.8%	0.7%	0.8%
% of Patients satisfied with the dentistry they have received	2	2	N/A	91.0%	90.6%	93.4%
% of Patients satisfied with the time they had to wait for an appointment	2	2	N/A	87.1%	83.8%	87.6%

* This is based on patients treated on this contract for their most recent course of treatment. Figures in italics indicate the base number of FP17s or Patient Questionnaire responses are less than 100. N/A is shown where the base number of responses is less than 10 during the period. % is calculated as Quantity/Base number*100

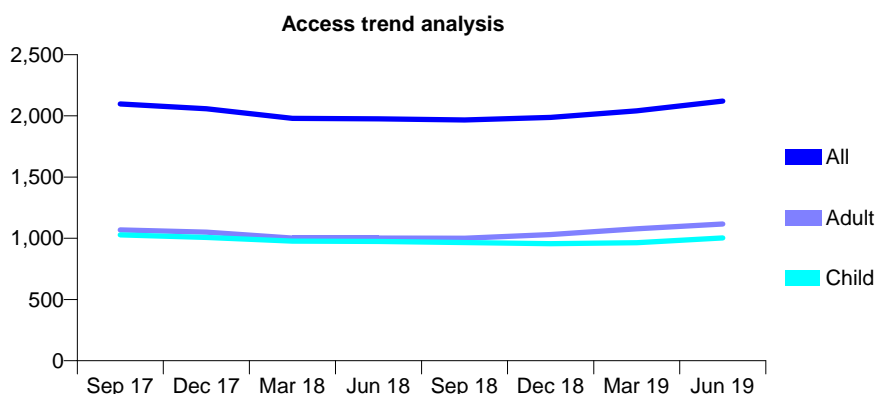
Q63 - Vital Signs At a Glance Contract Report for 219851/0001 - June 2019

Name or company name	MR DN COGGER
Contract type name	GDS Contract
Purpose of contract	General
Contract start date	01/04/2006
Contract end date	

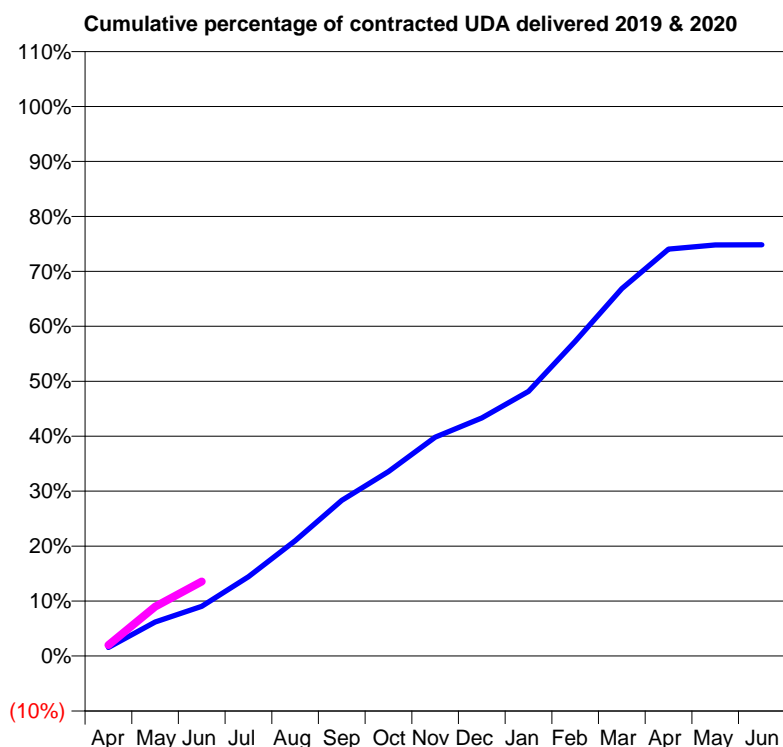
19/20 Contracted general activity (UDA)	7,000
Carry forward general activity (UDA)	0
19/20 Contracted orthodontic activity (UOA)	0
Carry forward orthodontic activity (UOA)	0
Baseline contract value	£191,848.03

ACCESS*

Patients seen in 24 months	Total	Change since previous quarter
Quarter ending June 2018	1,976	
Quarter ending September 2018	1,967	→
Quarter ending December 2018	1,987	→
Quarter ending March 2019	2,041	↑
Quarter ending June 2019	2,120	↑
Variance since June 2018	7.3%	↑



ACTIVITY



Month	Adjusted Scheduled Activity (UDA)	
	2019	2020
April	109	139
May	434	629
June	633	949
July	1,010	
August	1,469	
September	1,983	
October	2,351	
November	2,789	
December	3,032	
January	3,370	
February	4,010	
March	4,678	
April	5,183	
May	5,236	
June	5,237	

QUALITY

	Quantity	Base Number	Contract	AT	Region	England
% of FP17s for the same patient ID Re-attending within 3 months - Children	45	381	11.8%	10.2%	11.9%	11.4%
% of FP17s for the same patient ID Re-attending within 3 months - Adults	117	422	27.7%	15.5%	17.2%	15.4%
% of FP17s for the same patient ID Re-attending between 3 & 9 months - Children	150	381	39.4%	50.1%	49.8%	59.8%
% of FP17s for the same patient ID Re-attending between 3 & 9 months - Adults	142	422	33.6%	39.4%	39.5%	52.1%
% of FP17s for Band 1 Urgent Courses	124	552	22.5%	10.5%	11.2%	9.2%
% of FP17s Relating to Free Repair or Replacements	0	552	0.0%	0.6%	0.5%	0.7%
% of FP17s Relating to Continuations	0	552	0.0%	0.8%	0.7%	0.8%
% of Patients satisfied with the dentistry they have received	1	1	N/A	91.0%	90.6%	93.4%
% of Patients satisfied with the time they had to wait for an appointment	1	1	N/A	87.1%	83.8%	87.6%

* This is based on patients treated on this contract for their most recent course of treatment. Figures in italics indicate the base number of FP17s or Patient Questionnaire responses are less than 100. N/A is shown where the base number of responses is less than 10 during the period. % is calculated as Quantity/Base number*100

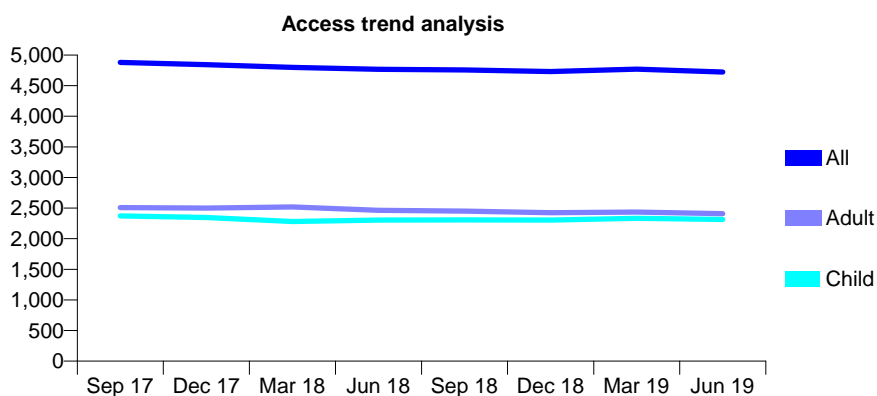
Q63 - Vital Signs At a Glance Contract Report for 220000/0001 - June 2019

Name or company name	MR FH HUSSAIN
Contract type name	GDS Contract
Purpose of contract	General
Contract start date	01/04/2006
Contract end date	

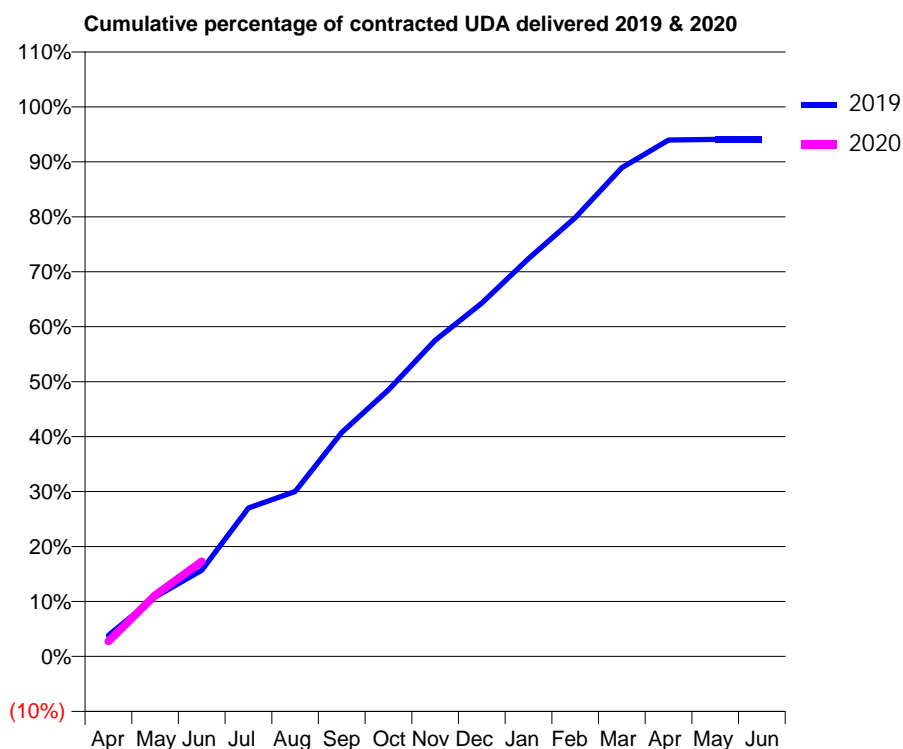
19/20 Contracted general activity (UDA)	16,178
Carry forward general activity (UDA)	0
19/20 Contracted orthodontic activity (UOA)	0
Carry forward orthodontic activity (UOA)	0
Baseline contract value	£570,926.83

ACCESS*

Patients seen in 24 months	Total	Change since previous quarter
Quarter ending June 2018	4,768	
Quarter ending September 2018	4,757	→
Quarter ending December 2018	4,730	→
Quarter ending March 2019	4,770	→
Quarter ending June 2019	4,723	→
Variance since June 2018	(0.9%)	→



ACTIVITY



Month	2019	2020
April	618	446
May	1,750	1,803
June	2,537	2,798
July	4,373	
August	4,856	
September	6,592	
October	7,846	
November	9,308	
December	10,401	
January	11,708	
February	12,917	
March	14,388	
April	15,199	
May	15,219	
June	15,219	

QUALITY

	Quantity	Base Number	Contract	AT	Region	England
% of FP17s for the same patient ID Re-attending within 3 months - Children	25	498	5.0%	10.2%	11.9%	11.4%
% of FP17s for the same patient ID Re-attending within 3 months - Adults	111	556	20.0%	15.5%	17.2%	15.4%
% of FP17s for the same patient ID Re-attending between 3 & 9 months - Children	132	498	26.5%	50.1%	49.8%	59.8%
% of FP17s for the same patient ID Re-attending between 3 & 9 months - Adults	152	556	27.3%	39.4%	39.5%	52.1%
% of FP17s for Band 1 Urgent Courses	121	879	13.8%	10.5%	11.2%	9.2%
% of FP17s Relating to Free Repair or Replacements	0	879	0.0%	0.6%	0.5%	0.7%
% of FP17s Relating to Continuations	3	879	0.3%	0.8%	0.7%	0.8%
% of Patients satisfied with the dentistry they have received	1	1	N/A	91.0%	90.6%	93.4%
% of Patients satisfied with the time they had to wait for an appointment	1	1	N/A	87.1%	83.8%	87.6%

* This is based on patients treated on this contract for their most recent course of treatment. Figures in italics indicate the base number of FP17s or Patient Questionnaire responses are less than 100. N/A is shown where the base number of responses is less than 10 during the period. % is calculated as Quantity/Base number*100

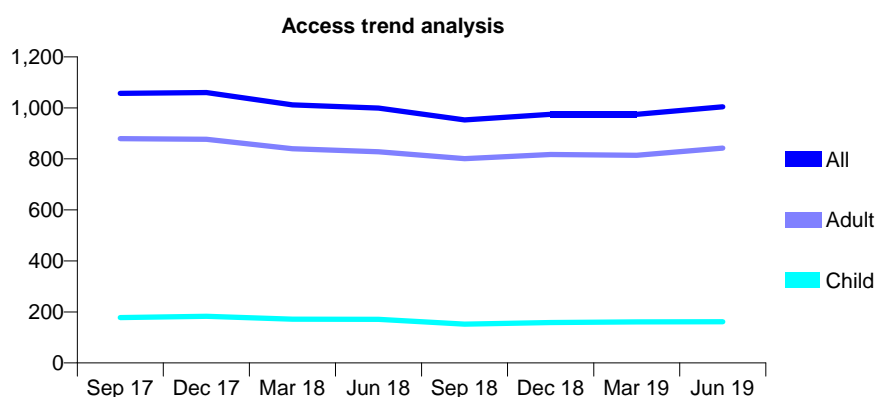
Q63 - Vital Signs At a Glance Contract Report for 220132/0001 - June 2019

Name or company name	MR WC YEAP
Contract type name	GDS Contract
Purpose of contract	General
Contract start date	01/04/2006
Contract end date	

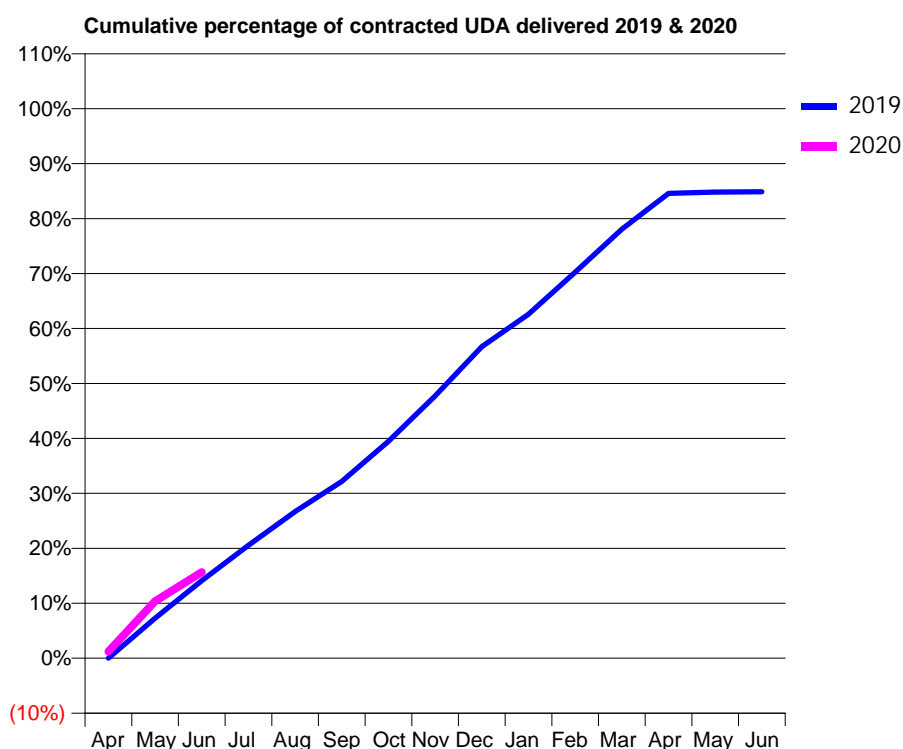
19/20 Contracted general activity (UDA)	6,000
Carry forward general activity (UDA)	0
19/20 Contracted orthodontic activity (UOA)	0
Carry forward orthodontic activity (UOA)	0
Baseline contract value	£163,042.75

ACCESS*

Patients seen in 24 months	Total	Change since previous quarter
Quarter ending June 2018	999	
Quarter ending September 2018	953	↓
Quarter ending December 2018	975	↑
Quarter ending March 2019	975	→
Quarter ending June 2019	1,004	↑
Variance since June 2018	0.5%	→



ACTIVITY



Month	Adjusted Scheduled Activity (UDA)	
	2019	2020
April	0	71
May	437	624
June	846	939
July	1,232	
August	1,601	
September	1,930	
October	2,368	
November	2,865	
December	3,401	
January	3,756	
February	4,216	
March	4,684	
April	5,075	
May	5,090	
June	5,092	

QUALITY

	Quantity	Base Number	Contract	AT	Region	England
% of FP17s for the same patient ID Re-attending within 3 months - Children	2	34	5.9%	10.2%	11.9%	11.4%
% of FP17s for the same patient ID Re-attending within 3 months - Adults	31	237	13.1%	15.5%	17.2%	15.4%
% of FP17s for the same patient ID Re-attending between 3 & 9 months - Children	7	34	20.6%	50.1%	49.8%	59.8%
% of FP17s for the same patient ID Re-attending between 3 & 9 months - Adults	61	237	25.7%	39.4%	39.5%	52.1%
% of FP17s for Band 1 Urgent Courses	37	193	19.2%	10.5%	11.2%	9.2%
% of FP17s Relating to Free Repair or Replacements	0	193	0.0%	0.6%	0.5%	0.7%
% of FP17s Relating to Continuations	0	193	0.0%	0.8%	0.7%	0.8%
% of Patients satisfied with the dentistry they have received	2	2	N/A	91.0%	90.6%	93.4%
% of Patients satisfied with the time they had to wait for an appointment	1	2	N/A	87.1%	83.8%	87.6%

* This is based on patients treated on this contract for their most recent course of treatment.

Figures in italics indicate the base number of FP17s or Patient Questionnaire responses are less than 100. N/A is shown where the base number of responses is less than 10 during the period. % is calculated as Quantity/Base number*100

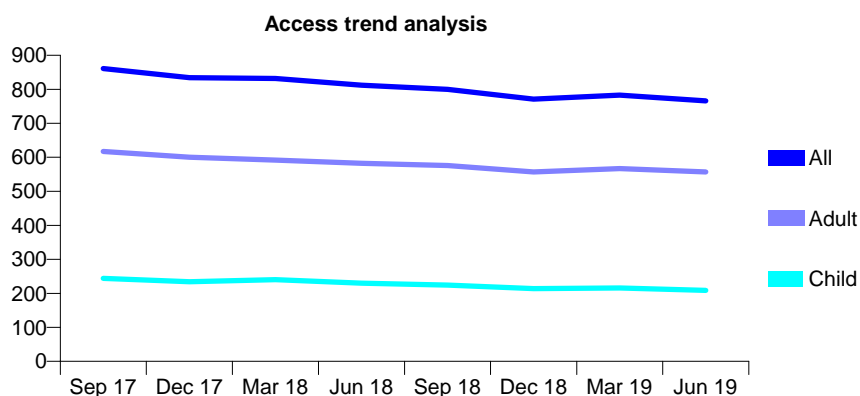
Q63 - Vital Signs At a Glance Contract Report for 220949/0001 - June 2019

Name or company name	MR HS SIRHA
Contract type name	GDS Contract
Purpose of contract	General
Contract start date	01/04/2006
Contract end date	

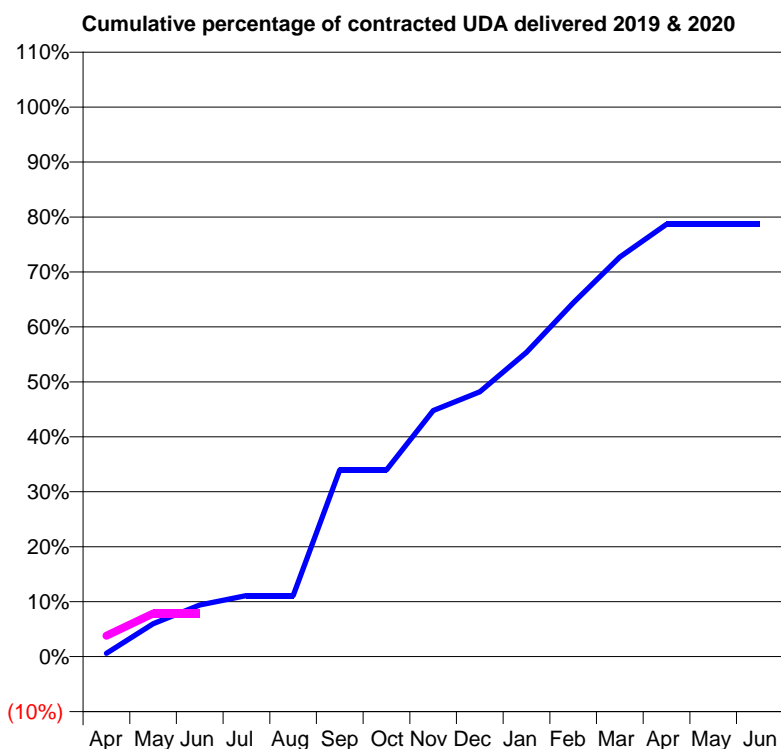
19/20 Contracted general activity (UDA)	2,097
Carry forward general activity (UDA)	0
19/20 Contracted orthodontic activity (UOA)	0
Carry forward orthodontic activity (UOA)	0
Baseline contract value	£62,170.32

ACCESS*

Patients seen in 24 months	Total	Change since previous quarter
Quarter ending June 2018	812	
Quarter ending September 2018	800	↓
Quarter ending December 2018	771	↓
Quarter ending March 2019	783	→
Quarter ending June 2019	766	↓
Variance since June 2018	(5.7%)	↓



ACTIVITY



Month	Adjusted Scheduled Activity (UDA)	
	2019	2020
April	12	80
May	125	165
June	197	165
July	233	
August	233	
September	713	
October	713	
November	939	
December	1,010	
January	1,162	
February	1,350	
March	1,525	
April	1,650	
May	1,650	
June	1,650	

QUALITY

	Quantity	Base Number	Contract	AT	Region	England
% of FP17s for the same patient ID Re-attending within 3 months - Children	2	53	3.8%	10.2%	11.9%	11.4%
% of FP17s for the same patient ID Re-attending within 3 months - Adults	20	118	16.9%	15.5%	17.2%	15.4%
% of FP17s for the same patient ID Re-attending between 3 & 9 months - Children	36	53	67.9%	50.1%	49.8%	59.8%
% of FP17s for the same patient ID Re-attending between 3 & 9 months - Adults	35	118	29.7%	39.4%	39.5%	52.1%
% of FP17s for Band 1 Urgent Courses	7	96	7.3%	10.5%	11.2%	9.2%
% of FP17s Relating to Free Repair or Replacements	2	96	2.1%	0.6%	0.5%	0.7%
% of FP17s Relating to Continuations	0	96	0.0%	0.8%	0.7%	0.8%
% of Patients satisfied with the dentistry they have received	0	0	N/A	91.0%	90.6%	93.4%
% of Patients satisfied with the time they had to wait for an appointment	0	0	N/A	87.1%	83.8%	87.6%

* This is based on patients treated on this contract for their most recent course of treatment. Figures in italics indicate the base number of FP17s or Patient Questionnaire responses are less than 100. N/A is shown where the base number of responses is less than 10 during the period. % is calculated as Quantity/Base number*100

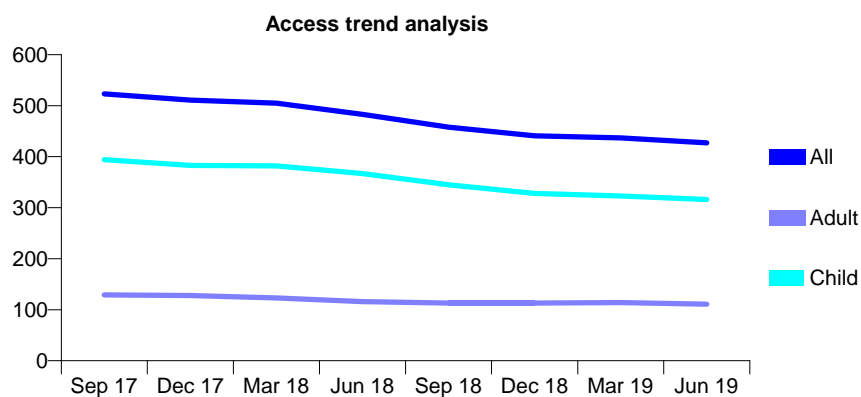
Q63 - Vital Signs At a Glance Contract Report for 228605/0001 - June 2019

Name or company name	MRS CS HENSLEY
Contract type name	GDS Contract
Purpose of contract	General
Contract start date	01/04/2006
Contract end date	

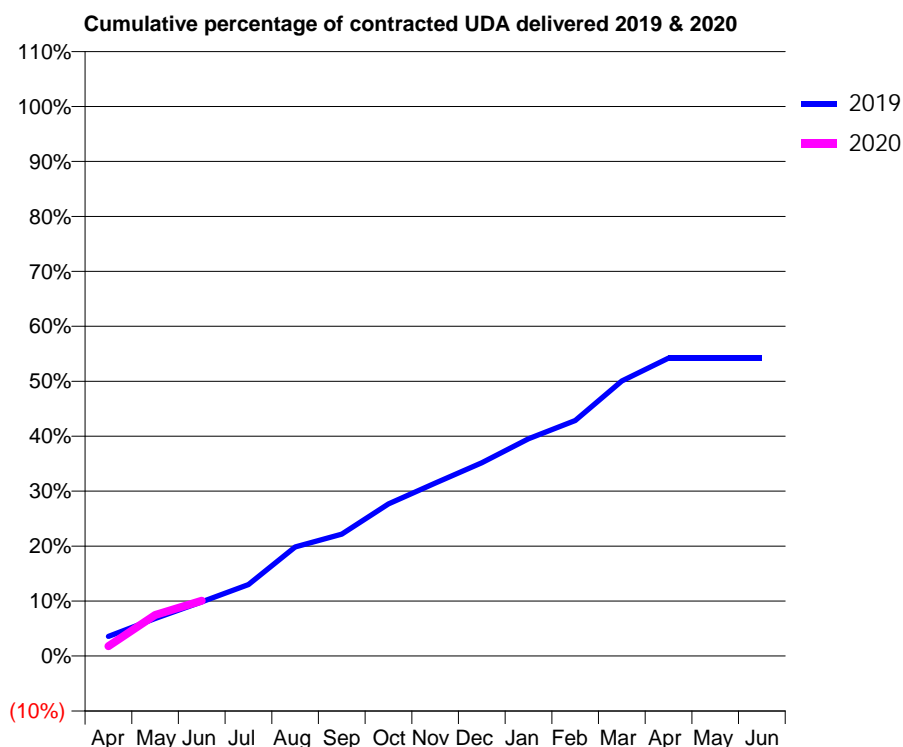
19/20 Contracted general activity (UDA)	1,400
Carry forward general activity (UDA)	0
19/20 Contracted orthodontic activity (UOA)	0
Carry forward orthodontic activity (UOA)	0
Baseline contract value	£29,762.04

ACCESS*

Patients seen in 24 months	Total	Change since previous quarter
Quarter ending June 2018	483	
Quarter ending September 2018	458	↓
Quarter ending December 2018	441	↓
Quarter ending March 2019	437	→
Quarter ending June 2019	427	↓
Variance since June 2018	(11.6%)	↓



ACTIVITY



Month	Adjusted Scheduled Activity (UDA)	
	2019	2020
April	50	25
May	96	105
June	138	141
July	182	
August	278	
September	310	
October	388	
November	441	
December	493	
January	554	
February	600	
March	701	
April	759	
May	759	
June	759	

QUALITY

	Quantity	Base Number	Contract	AT	Region	England
% of FP17s for the same patient ID Re-attending within 3 months - Children	5	77	6.5%	10.2%	11.9%	11.4%
% of FP17s for the same patient ID Re-attending within 3 months - Adults	7	22	31.8%	15.5%	17.2%	15.4%
% of FP17s for the same patient ID Re-attending between 3 & 9 months - Children	35	77	45.5%	50.1%	49.8%	59.8%
% of FP17s for the same patient ID Re-attending between 3 & 9 months - Adults	10	22	45.5%	39.4%	39.5%	52.1%
% of FP17s for Band 1 Urgent Courses	4	72	5.6%	10.5%	11.2%	9.2%
% of FP17s Relating to Free Repair or Replacements	0	72	0.0%	0.6%	0.5%	0.7%
% of FP17s Relating to Continuations	0	72	0.0%	0.8%	0.7%	0.8%
% of Patients satisfied with the dentistry they have received	0	0	N/A	91.0%	90.6%	93.4%
% of Patients satisfied with the time they had to wait for an appointment	0	0	N/A	87.1%	83.8%	87.6%

* This is based on patients treated on this contract for their most recent course of treatment. Figures in italics indicate the base number of FP17s or Patient Questionnaire responses are less than 100. N/A is shown where the base number of responses is less than 10 during the period. % is calculated as Quantity/Base number*100

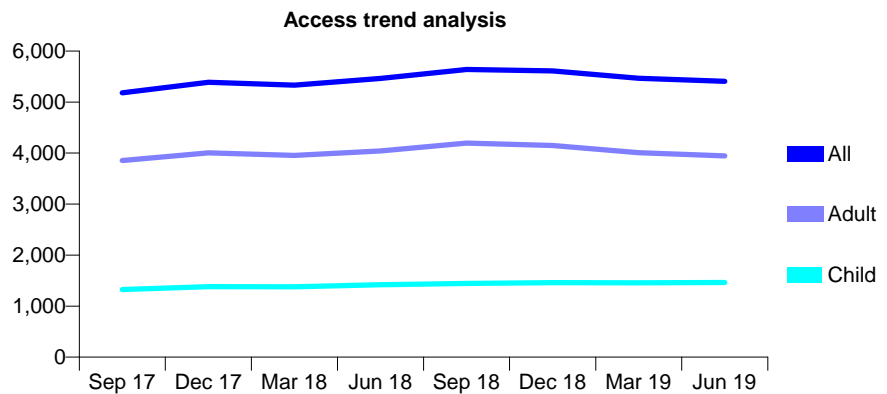
Q63 - Vital Signs At a Glance Contract Report for 228850/0002 - June 2019

Name or company name	Tushar and Sandeep Patel
Contract type name	GDS Contract
Purpose of contract	General
Contract start date	01/04/2006
Contract end date	

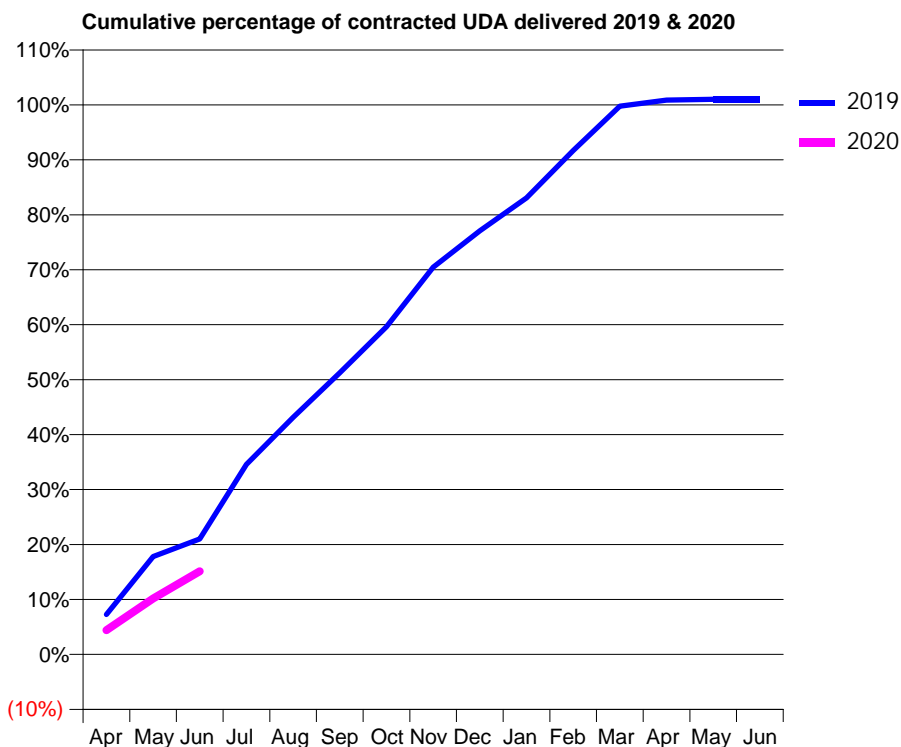
19/20 Contracted general activity (UDA)	12,283
Carry forward general activity (UDA)	0
19/20 Contracted orthodontic activity (UOA)	0
Carry forward orthodontic activity (UOA)	0
Baseline contract value	£368,913.01

ACCESS*

Patients seen in 24 months	Total	Change since previous quarter
Quarter ending June 2018	5,463	
Quarter ending September 2018	5,638	↑
Quarter ending December 2018	5,611	→
Quarter ending March 2019	5,466	↓
Quarter ending June 2019	5,408	↓
Variance since June 2018	(1.0%)	↓



ACTIVITY



Month	2019	2020
April	893	543
May	2,189	1,250
June	2,578	1,859
July	4,248	
August	5,301	
September	6,293	
October	7,324	
November	8,654	
December	9,464	
January	10,206	
February	11,264	
March	12,254	
April	12,388	
May	12,406	
June	12,406	

QUALITY

	Quantity	Base Number	Contract	AT	Region	England
% of FP17s for the same patient ID Re-attending within 3 months - Children	24	327	7.3%	10.2%	11.9%	11.4%
% of FP17s for the same patient ID Re-attending within 3 months - Adults	103	661	15.6%	15.5%	17.2%	15.4%
% of FP17s for the same patient ID Re-attending between 3 & 9 months - Children	159	327	48.6%	50.1%	49.8%	59.8%
% of FP17s for the same patient ID Re-attending between 3 & 9 months - Adults	206	661	31.2%	39.4%	39.5%	52.1%
% of FP17s for Band 1 Urgent Courses	128	883	14.5%	10.5%	11.2%	9.2%
% of FP17s Relating to Free Repair or Replacements	0	883	0.0%	0.6%	0.5%	0.7%
% of FP17s Relating to Continuations	9	883	1.0%	0.8%	0.7%	0.8%
% of Patients satisfied with the dentistry they have received	0	0	N/A	91.0%	90.6%	93.4%
% of Patients satisfied with the time they had to wait for an appointment	0	0	N/A	87.1%	83.8%	87.6%

* This is based on patients treated on this contract for their most recent course of treatment. Figures in italics indicate the base number of FP17s or Patient Questionnaire responses are less than 100. N/A is shown where the base number of responses is less than 10 during the period. % is calculated as Quantity/Base number*100

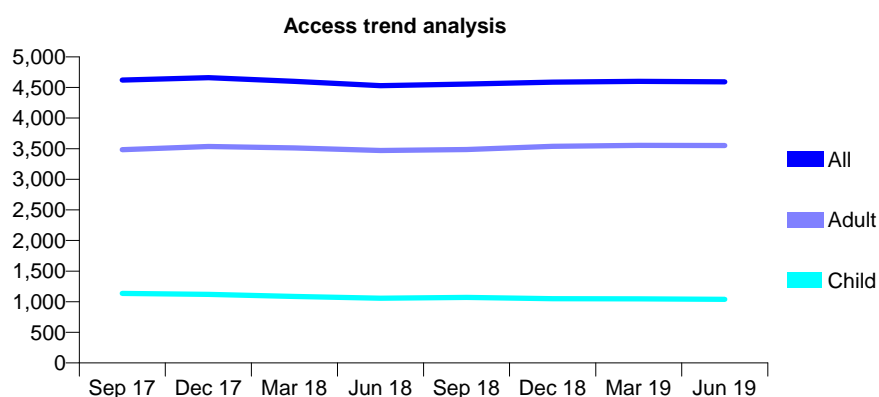
Q63 - Vital Signs At a Glance Contract Report for 228850/0003 - June 2019

Name or company name	Tushar and Sandeep Patel
Contract type name	GDS Contract
Purpose of contract	General
Contract start date	01/04/2006
Contract end date	

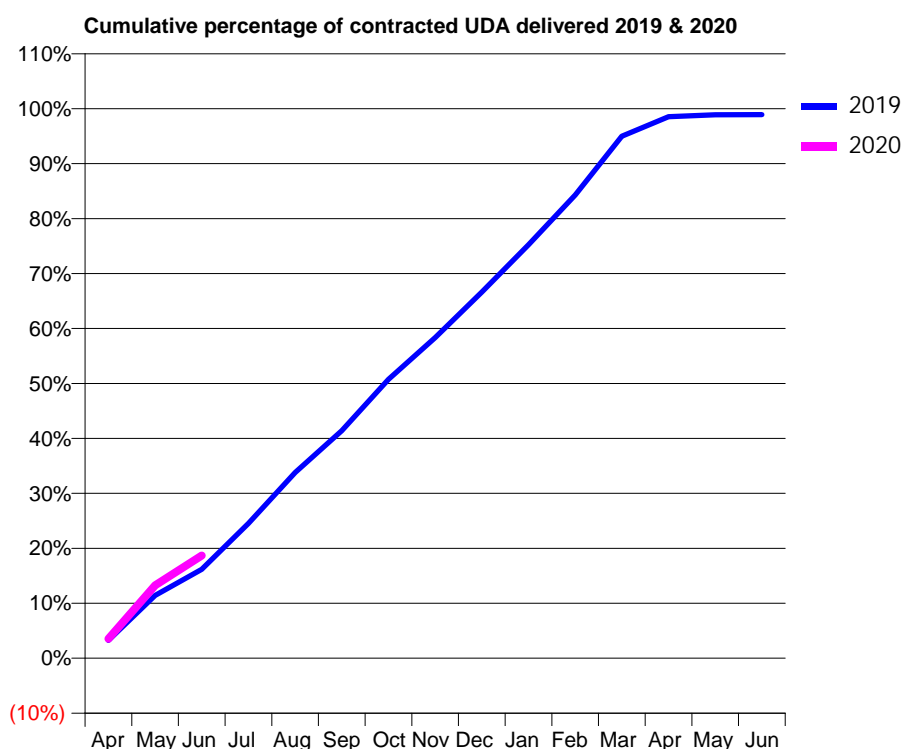
19/20 Contracted general activity (UDA)	12,334
Carry forward general activity (UDA)	0
19/20 Contracted orthodontic activity (UOA)	0
Carry forward orthodontic activity (UOA)	0
Baseline contract value	£418,332.13

ACCESS*

Patients seen in 24 months	Total	Change since previous quarter
Quarter ending June 2018	4,530	
Quarter ending September 2018	4,556	→
Quarter ending December 2018	4,588	→
Quarter ending March 2019	4,601	→
Quarter ending June 2019	4,592	→
Variance since June 2018	1.4%	→



ACTIVITY



Month	2019	2020
April	401	438
May	1,411	1,635
June	1,994	2,303
July	3,029	
August	4,168	
September	5,104	
October	6,259	
November	7,196	
December	8,217	
January	9,280	
February	10,395	
March	11,714	
April	12,154	
May	12,197	
June	12,198	

QUALITY

	Quantity	Base Number	Contract	AT	Region	England
% of FP17s for the same patient ID Re-attending within 3 months - Children	16	260	6.2%	10.2%	11.9%	11.4%
% of FP17s for the same patient ID Re-attending within 3 months - Adults	101	811	12.5%	15.5%	17.2%	15.4%
% of FP17s for the same patient ID Re-attending between 3 & 9 months - Children	115	260	44.2%	50.1%	49.8%	59.8%
% of FP17s for the same patient ID Re-attending between 3 & 9 months - Adults	260	811	32.1%	39.4%	39.5%	52.1%
% of FP17s for Band 1 Urgent Courses	83	894	9.3%	10.5%	11.2%	9.2%
% of FP17s Relating to Free Repair or Replacements	3	894	0.3%	0.6%	0.5%	0.7%
% of FP17s Relating to Continuations	18	894	2.0%	0.8%	0.7%	0.8%
% of Patients satisfied with the dentistry they have received	4	4	N/A	91.0%	90.6%	93.4%
% of Patients satisfied with the time they had to wait for an appointment	4	4	N/A	87.1%	83.8%	87.6%

* This is based on patients treated on this contract for their most recent course of treatment. Figures in italics indicate the base number of FP17s or Patient Questionnaire responses are less than 100. N/A is shown where the base number of responses is less than 10 during the period. % is calculated as Quantity/Base number*100

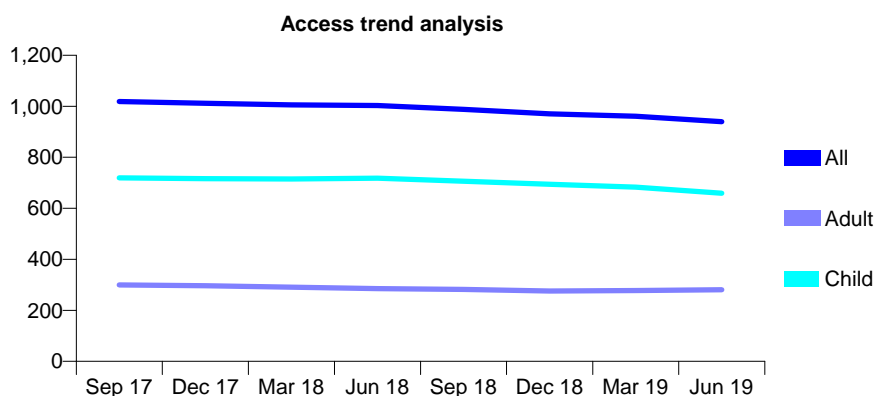
Q63 - Vital Signs At a Glance Contract Report for 228966/0001 - June 2019

Name or company name	MR AM TOMALIN
Contract type name	GDS Contract
Purpose of contract	General
Contract start date	01/04/2006
Contract end date	

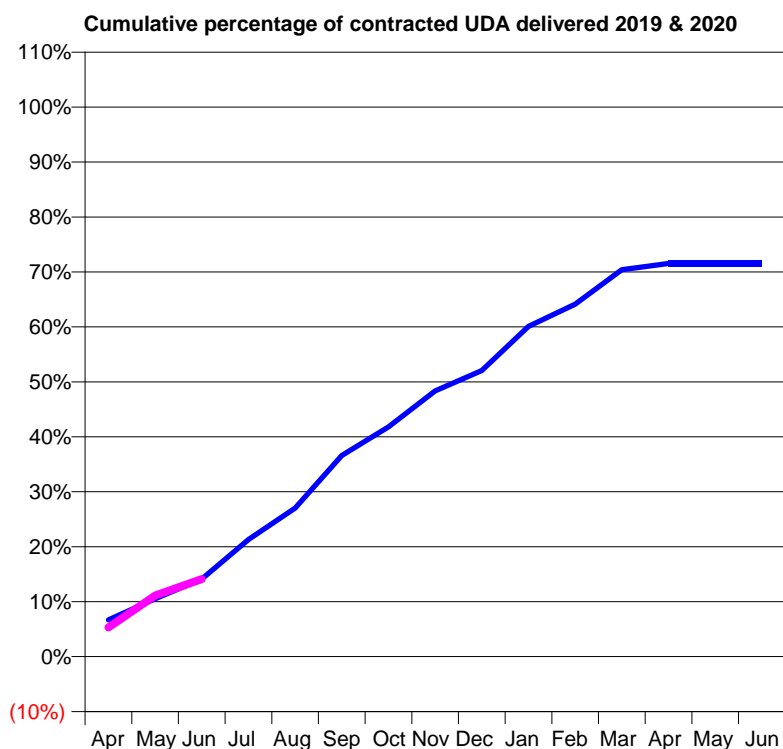
19/20 Contracted general activity (UDA)	2,100
Carry forward general activity (UDA)	0
19/20 Contracted orthodontic activity (UOA)	0
Carry forward orthodontic activity (UOA)	0
Baseline contract value	£47,376.21

ACCESS*

Patients seen in 24 months	Total	Change since previous quarter
Quarter ending June 2018	1,003	
Quarter ending September 2018	988	↓
Quarter ending December 2018	970	↓
Quarter ending March 2019	961	→
Quarter ending June 2019	940	↓
Variance since June 2018	(6.3%)	↓



ACTIVITY



Month	Adjusted Scheduled Activity (UDA)	
	2019	2020
April	140	112
May	221	233
June	296	296
July	447	
August	568	
September	769	
October	878	
November	1,015	
December	1,093	
January	1,262	
February	1,347	
March	1,478	
April	1,503	
May	1,503	
June	1,503	

QUALITY

	Quantity	Base Number	Contract	AT	Region	England
% of FP17s for the same patient ID Re-attending within 3 months - Children	8	210	3.8%	10.2%	11.9%	11.4%
% of FP17s for the same patient ID Re-attending within 3 months - Adults	1	53	1.9%	15.5%	17.2%	15.4%
% of FP17s for the same patient ID Re-attending between 3 & 9 months - Children	154	210	73.3%	50.1%	49.8%	59.8%
% of FP17s for the same patient ID Re-attending between 3 & 9 months - Adults	34	53	64.2%	39.4%	39.5%	52.1%
% of FP17s for Band 1 Urgent Courses	2	239	0.8%	10.5%	11.2%	9.2%
% of FP17s Relating to Free Repair or Replacements	0	239	0.0%	0.6%	0.5%	0.7%
% of FP17s Relating to Continuations	0	239	0.0%	0.8%	0.7%	0.8%
% of Patients satisfied with the dentistry they have received	1	1	N/A	91.0%	90.6%	93.4%
% of Patients satisfied with the time they had to wait for an appointment	1	1	N/A	87.1%	83.8%	87.6%

* This is based on patients treated on this contract for their most recent course of treatment. Figures in italics indicate the base number of FP17s or Patient Questionnaire responses are less than 100. N/A is shown where the base number of responses is less than 10 during the period. % is calculated as Quantity/Base number*100

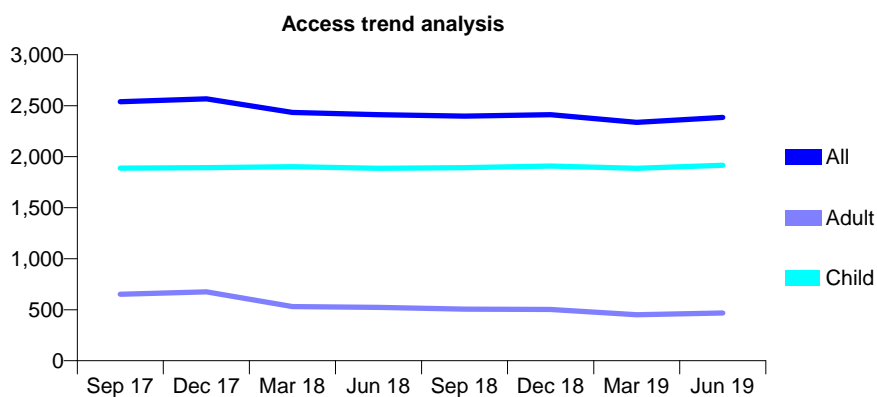
Q63 - Vital Signs At a Glance Contract Report for 230316/0001 - June 2019

Name or company name	MR PA DOOLEY
Contract type name	GDS Contract
Purpose of contract	General
Contract start date	01/09/2014
Contract end date	

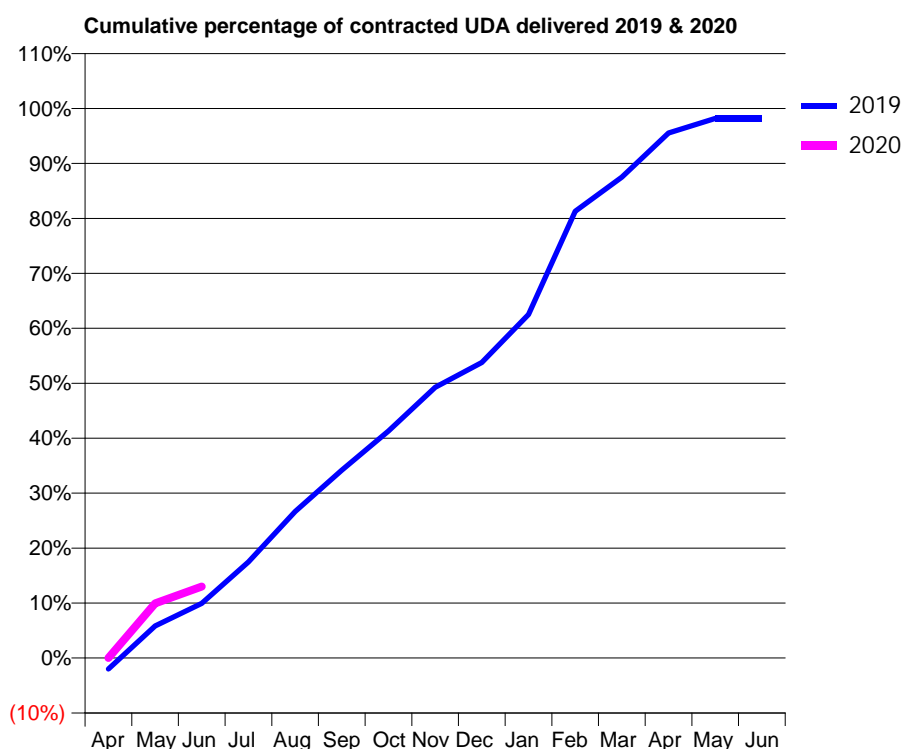
19/20 Contracted general activity (UDA)	5,500
Carry forward general activity (UDA)	0
19/20 Contracted orthodontic activity (UOA)	0
Carry forward orthodontic activity (UOA)	0
Baseline contract value	£129,818.44

ACCESS*

Patients seen in 24 months	Total	Change since previous quarter
Quarter ending June 2018	2,411	
Quarter ending September 2018	2,398	→
Quarter ending December 2018	2,411	→
Quarter ending March 2019	2,337	↓
Quarter ending June 2019	2,385	↑
Variance since June 2018	(1.1%)	↓



ACTIVITY



Month	Adjusted Scheduled Activity (UDA)	
	2019	2020
April	-111	0
May	321	546
June	548	717
July	962	
August	1,467	
September	1,879	
October	2,272	
November	2,709	
December	2,958	
January	3,438	
February	4,472	
March	4,813	
April	5,254	
May	5,399	
June	5,399	

QUALITY

	Quantity	Base Number	Contract	AT	Region	England
% of FP17s for the same patient ID Re-attending within 3 months - Children	32	664	4.8%	10.2%	11.9%	11.4%
% of FP17s for the same patient ID Re-attending within 3 months - Adults	3	84	3.6%	15.5%	17.2%	15.4%
% of FP17s for the same patient ID Re-attending between 3 & 9 months - Children	445	664	67.0%	50.1%	49.8%	59.8%
% of FP17s for the same patient ID Re-attending between 3 & 9 months - Adults	43	84	51.2%	39.4%	39.5%	52.1%
% of FP17s for Band 1 Urgent Courses	8	424	1.9%	10.5%	11.2%	9.2%
% of FP17s Relating to Free Repair or Replacements	0	424	0.0%	0.6%	0.5%	0.7%
% of FP17s Relating to Continuations	0	424	0.0%	0.8%	0.7%	0.8%
% of Patients satisfied with the dentistry they have received	0	0	N/A	91.0%	90.6%	93.4%
% of Patients satisfied with the time they had to wait for an appointment	0	0	N/A	87.1%	83.8%	87.6%

* This is based on patients treated on this contract for their most recent course of treatment. Figures in italics indicate the base number of FP17s or Patient Questionnaire responses are less than 100. N/A is shown where the base number of responses is less than 10 during the period. % is calculated as Quantity/Base number*100

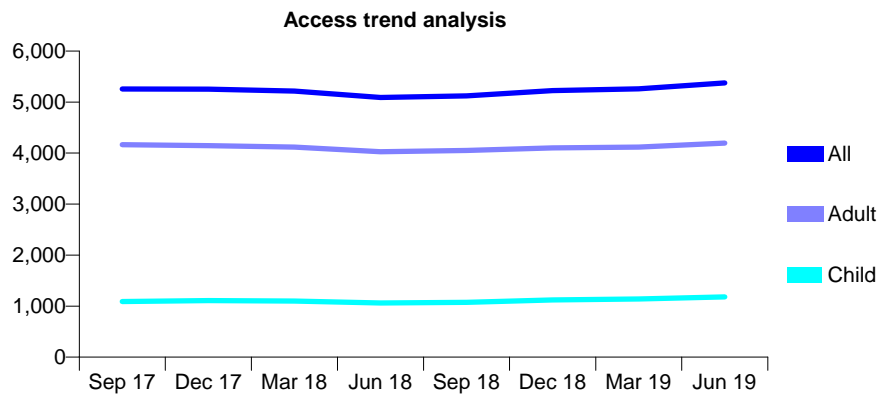
Q63 - Vital Signs At a Glance Contract Report for 234141/0001 - June 2019

Name or company name	MR DS TRENT
Contract type name	GDS Contract
Purpose of contract	General
Contract start date	01/04/2006
Contract end date	

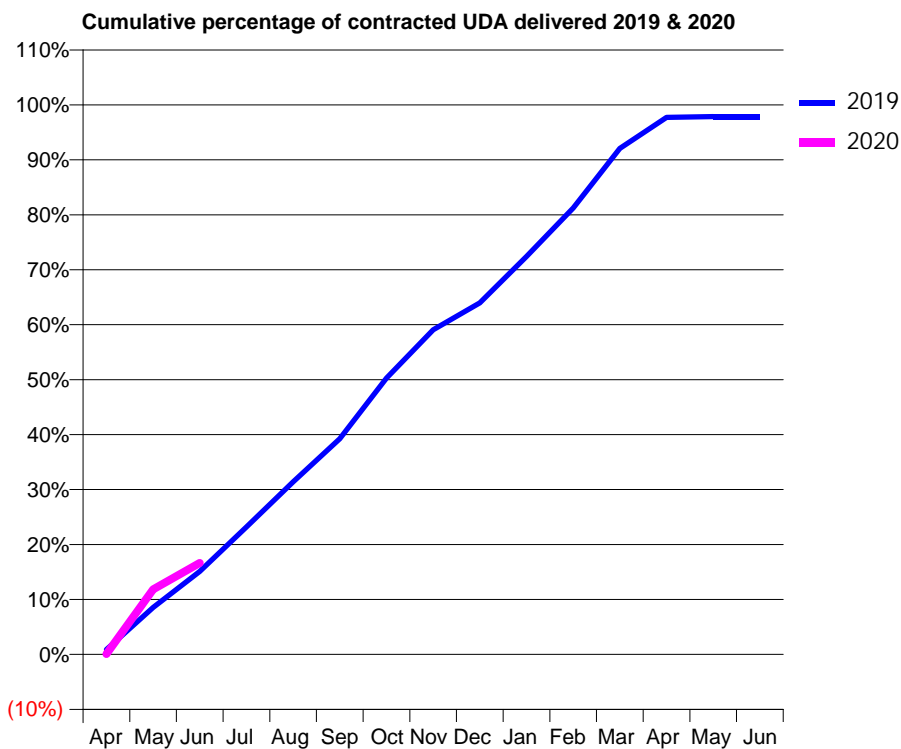
19/20 Contracted general activity (UDA)	19,000
Carry forward general activity (UDA)	0
19/20 Contracted orthodontic activity (UOA)	0
Carry forward orthodontic activity (UOA)	0
Baseline contract value	£571,015.23

ACCESS*

Patients seen in 24 months	Total	Change since previous quarter
Quarter ending June 2018	5,089	
Quarter ending September 2018	5,124	→
Quarter ending December 2018	5,225	→
Quarter ending March 2019	5,259	→
Quarter ending June 2019	5,376	↑
Variance since June 2018	5.6%	↑



ACTIVITY



Month	2019	2020
April	168	14
May	1,626	2,251
June	2,872	3,161
July	4,408	
August	5,968	
September	7,457	
October	9,551	
November	11,225	
December	12,155	
January	13,762	
February	15,436	
March	17,495	
April	18,567	
May	18,592	
June	18,592	

QUALITY

	Quantity	Base Number	Contract	AT	Region	England
% of FP17s for the same patient ID Re-attending within 3 months - Children	16	296	5.4%	10.2%	11.9%	11.4%
% of FP17s for the same patient ID Re-attending within 3 months - Adults	102	950	10.7%	15.5%	17.2%	15.4%
% of FP17s for the same patient ID Re-attending between 3 & 9 months - Children	124	296	41.9%	50.1%	49.8%	59.8%
% of FP17s for the same patient ID Re-attending between 3 & 9 months - Adults	398	950	41.9%	39.4%	39.5%	52.1%
% of FP17s for Band 1 Urgent Courses	31	975	3.2%	10.5%	11.2%	9.2%
% of FP17s Relating to Free Repair or Replacements	10	975	1.0%	0.6%	0.5%	0.7%
% of FP17s Relating to Continuations	8	975	0.8%	0.8%	0.7%	0.8%
% of Patients satisfied with the dentistry they have received	7	7	N/A	91.0%	90.6%	93.4%
% of Patients satisfied with the time they had to wait for an appointment	6	7	N/A	87.1%	83.8%	87.6%

* This is based on patients treated on this contract for their most recent course of treatment. Figures in italics indicate the base number of FP17s or Patient Questionnaire responses are less than 100. N/A is shown where the base number of responses is less than 10 during the period. % is calculated as Quantity/Base number*100

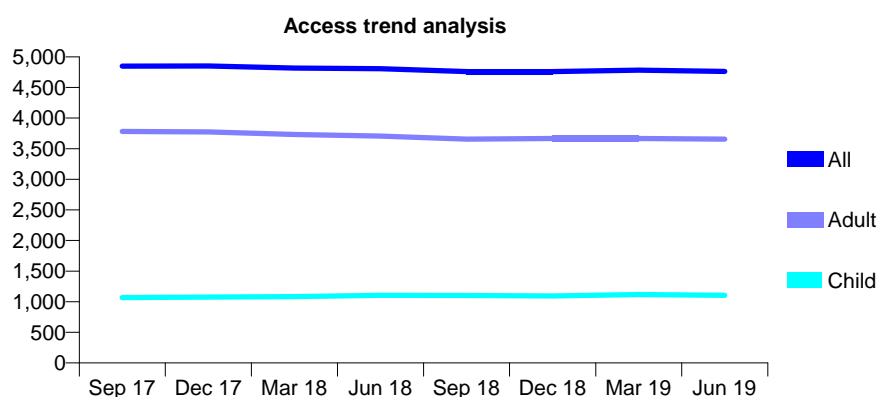
Q63 - Vital Signs At a Glance Contract Report for 239992/0001 - June 2019

Name or company name	MR J PATEL
Contract type name	GDS Contract
Purpose of contract	General
Contract start date	01/04/2006
Contract end date	

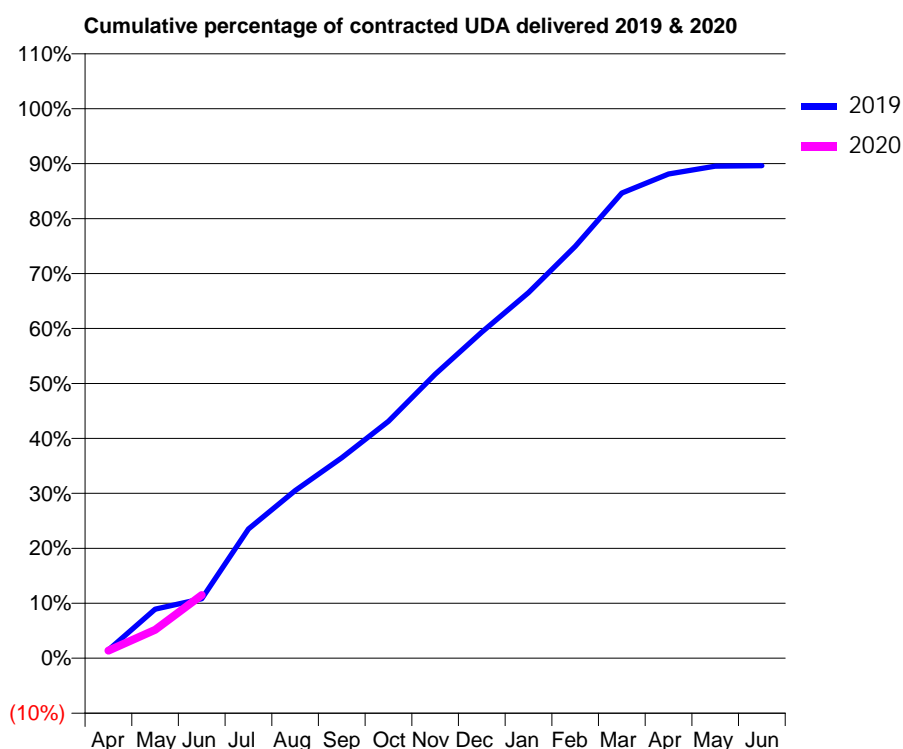
19/20 Contracted general activity (UDA)	14,173
Carry forward general activity (UDA)	0
19/20 Contracted orthodontic activity (UOA)	0
Carry forward orthodontic activity (UOA)	0
Baseline contract value	£391,451.38

ACCESS*

Patients seen in 24 months	Total	Change since previous quarter
Quarter ending June 2018	4,807	
Quarter ending September 2018	4,759	→
Quarter ending December 2018	4,760	→
Quarter ending March 2019	4,783	→
Quarter ending June 2019	4,762	→
Variance since June 2018	(0.9%)	→



ACTIVITY



Month	2019	2020
April	215	197
May	1,264	736
June	1,533	1,629
July	3,334	
August	4,324	
September	5,172	
October	6,110	
November	7,326	
December	8,412	
January	9,428	
February	10,624	
March	11,995	
April	12,486	
May	12,690	
June	12,702	

QUALITY

	Quantity	Base Number	Contract	AT	Region	England
% of FP17s for the same patient ID Re-attending within 3 months - Children	29	271	10.7%	10.2%	11.9%	11.4%
% of FP17s for the same patient ID Re-attending within 3 months - Adults	106	772	13.7%	15.5%	17.2%	15.4%
% of FP17s for the same patient ID Re-attending between 3 & 9 months - Children	111	271	41.0%	50.1%	49.8%	59.8%
% of FP17s for the same patient ID Re-attending between 3 & 9 months - Adults	296	772	38.3%	39.4%	39.5%	52.1%
% of FP17s for Band 1 Urgent Courses	45	791	5.7%	10.5%	11.2%	9.2%
% of FP17s Relating to Free Repair or Replacements	3	791	0.4%	0.6%	0.5%	0.7%
% of FP17s Relating to Continuations	7	791	0.9%	0.8%	0.7%	0.8%
% of Patients satisfied with the dentistry they have received	5	5	N/A	91.0%	90.6%	93.4%
% of Patients satisfied with the time they had to wait for an appointment	5	5	N/A	87.1%	83.8%	87.6%

* This is based on patients treated on this contract for their most recent course of treatment. Figures in italics indicate the base number of FP17s or Patient Questionnaire responses are less than 100. N/A is shown where the base number of responses is less than 10 during the period. % is calculated as Quantity/Base number*100

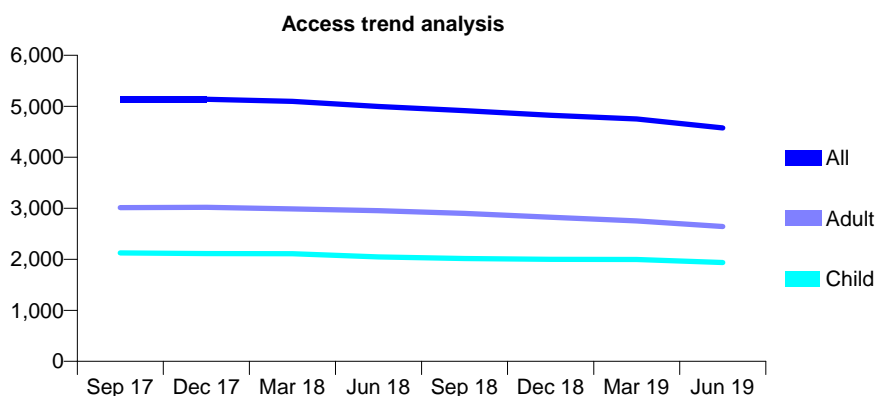
Q63 - Vital Signs At a Glance Contract Report for 244317/0001 - June 2019

Name or company name	MR DS KULLAR
Contract type name	GDS Contract
Purpose of contract	General
Contract start date	01/04/2006
Contract end date	

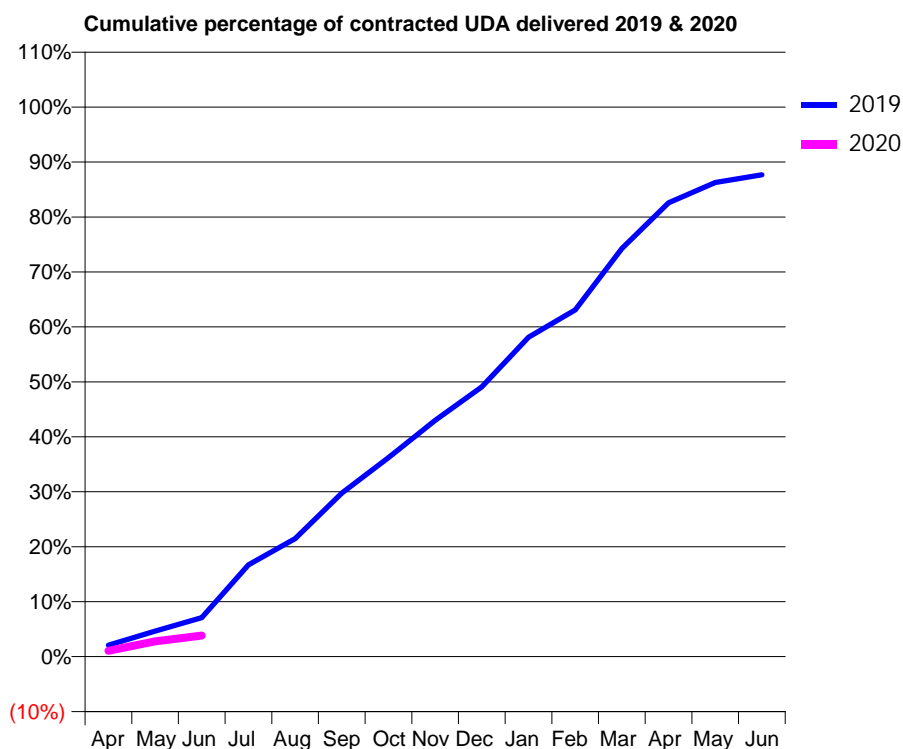
19/20 Contracted general activity (UDA)	16,130
Carry forward general activity (UDA)	0
19/20 Contracted orthodontic activity (UOA)	0
Carry forward orthodontic activity (UOA)	0
Baseline contract value	£449,028.70

ACCESS*

Patients seen in 24 months	Total	Change since previous quarter
Quarter ending June 2018	4,998	
Quarter ending September 2018	4,915	↓
Quarter ending December 2018	4,826	↓
Quarter ending March 2019	4,751	↓
Quarter ending June 2019	4,577	↓
Variance since June 2018	(8.4%)	↓



ACTIVITY



Month	Adjusted Scheduled Activity (UDA)	
	2019	2020
April	334	176
May	751	446
June	1,146	618
July	2,695	
August	3,465	
September	4,795	
October	5,841	
November	6,932	
December	7,918	
January	9,374	
February	10,179	
March	11,978	
April	13,319	
May	13,919	
June	14,141	

QUALITY

	Quantity	Base Number	Contract	AT	Region	England
% of FP17s for the same patient ID Re-attending within 3 months - Children	28	533	5.3%	10.2%	11.9%	11.4%
% of FP17s for the same patient ID Re-attending within 3 months - Adults	79	578	13.7%	15.5%	17.2%	15.4%
% of FP17s for the same patient ID Re-attending between 3 & 9 months - Children	297	533	55.7%	50.1%	49.8%	59.8%
% of FP17s for the same patient ID Re-attending between 3 & 9 months - Adults	226	578	39.1%	39.4%	39.5%	52.1%
% of FP17s for Band 1 Urgent Courses	41	399	10.3%	10.5%	11.2%	9.2%
% of FP17s Relating to Free Repair or Replacements	3	399	0.8%	0.6%	0.5%	0.7%
% of FP17s Relating to Continuations	1	399	0.3%	0.8%	0.7%	0.8%
% of Patients satisfied with the dentistry they have received	1	1	N/A	91.0%	90.6%	93.4%
% of Patients satisfied with the time they had to wait for an appointment	1	1	N/A	87.1%	83.8%	87.6%

* This is based on patients treated on this contract for their most recent course of treatment. Figures in italics indicate the base number of FP17s or Patient Questionnaire responses are less than 100. N/A is shown where the base number of responses is less than 10 during the period. % is calculated as Quantity/Base number*100

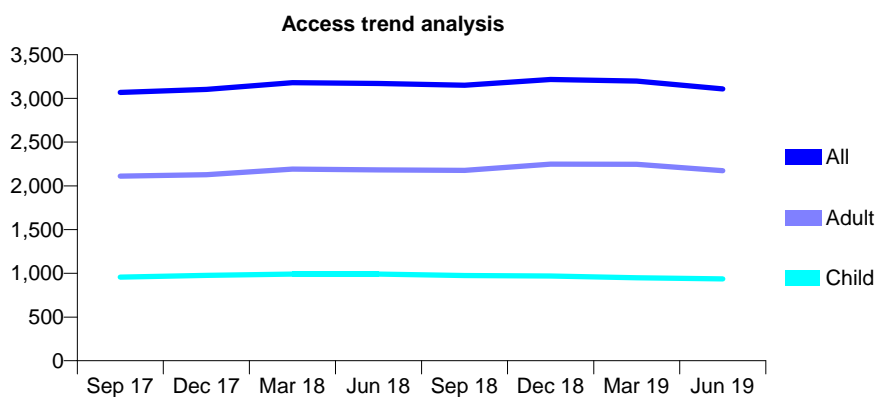
Q63 - Vital Signs At a Glance Contract Report for 244325/0001 - June 2019

Name or company name	MISS G MEHRA
Contract type name	GDS Contract
Purpose of contract	General
Contract start date	01/04/2006
Contract end date	

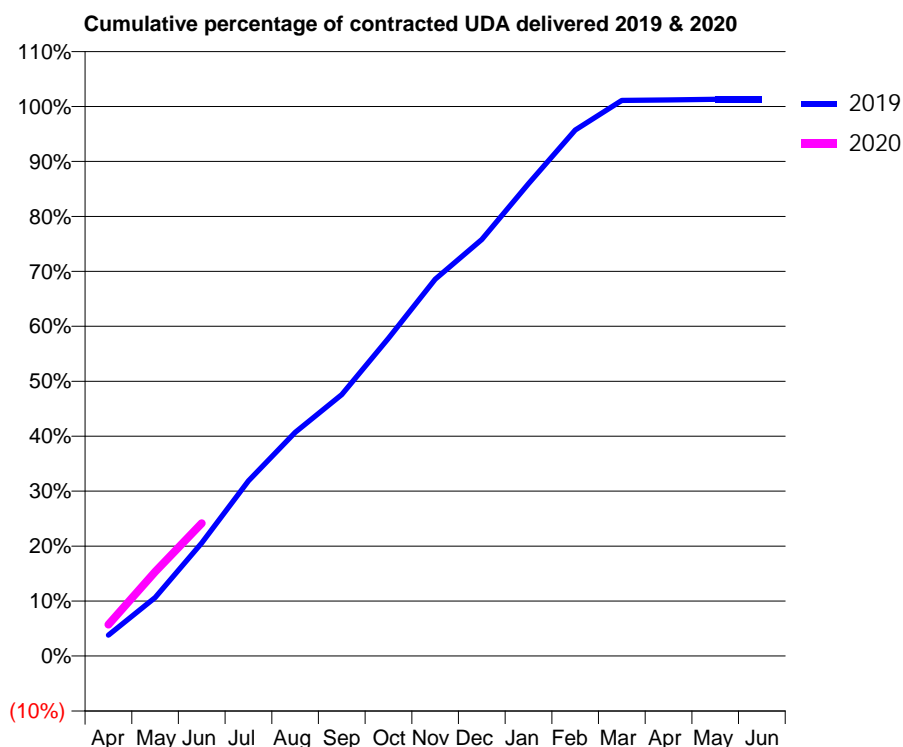
19/20 Contracted general activity (UDA)	6,912
Carry forward general activity (UDA)	0
19/20 Contracted orthodontic activity (UOA)	0
Carry forward orthodontic activity (UOA)	0
Baseline contract value	£213,538.50

ACCESS*

Patients seen in 24 months	Total	Change since previous quarter
Quarter ending June 2018	3,171	
Quarter ending September 2018	3,150	→
Quarter ending December 2018	3,217	↑
Quarter ending March 2019	3,197	→
Quarter ending June 2019	3,109	↓
Variance since June 2018	(2.0%)	↓



ACTIVITY



Month	Adjusted Scheduled Activity (UDA)	
	2019	2020
April	262	394
May	735	1,059
June	1,422	1,670
July	2,202	
August	2,813	
September	3,288	
October	3,997	
November	4,739	
December	5,239	
January	5,940	
February	6,615	
March	6,987	
April	6,993	
May	7,003	
June	7,003	

QUALITY

	Quantity	Base Number	Contract	AT	Region	England
% of FP17s for the same patient ID Re-attending within 3 months - Children	17	323	5.3%	10.2%	11.9%	11.4%
% of FP17s for the same patient ID Re-attending within 3 months - Adults	60	539	11.1%	15.5%	17.2%	15.4%
% of FP17s for the same patient ID Re-attending between 3 & 9 months - Children	209	323	64.7%	50.1%	49.8%	59.8%
% of FP17s for the same patient ID Re-attending between 3 & 9 months - Adults	301	539	55.8%	39.4%	39.5%	52.1%
% of FP17s for Band 1 Urgent Courses	48	854	5.6%	10.5%	11.2%	9.2%
% of FP17s Relating to Free Repair or Replacements	3	854	0.4%	0.6%	0.5%	0.7%
% of FP17s Relating to Continuations	12	854	1.4%	0.8%	0.7%	0.8%
% of Patients satisfied with the dentistry they have received	0	0	N/A	91.0%	90.6%	93.4%
% of Patients satisfied with the time they had to wait for an appointment	0	0	N/A	87.1%	83.8%	87.6%

* This is based on patients treated on this contract for their most recent course of treatment. Figures in italics indicate the base number of FP17s or Patient Questionnaire responses are less than 100. N/A is shown where the base number of responses is less than 10 during the period. % is calculated as Quantity/Base number*100

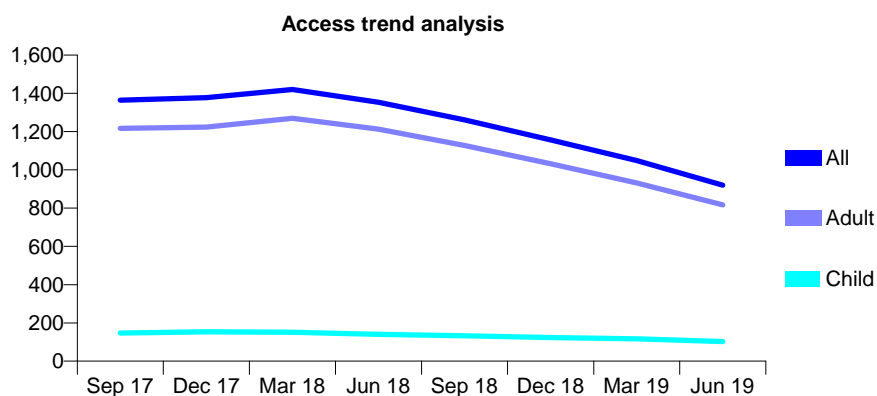
Q63 - Vital Signs At a Glance Contract Report for 253766/0002 - June 2019

Name or company name	MR OA ODEYEMI
Contract type name	GDS Contract
Purpose of contract	General
Contract start date	01/04/2015
Contract end date	

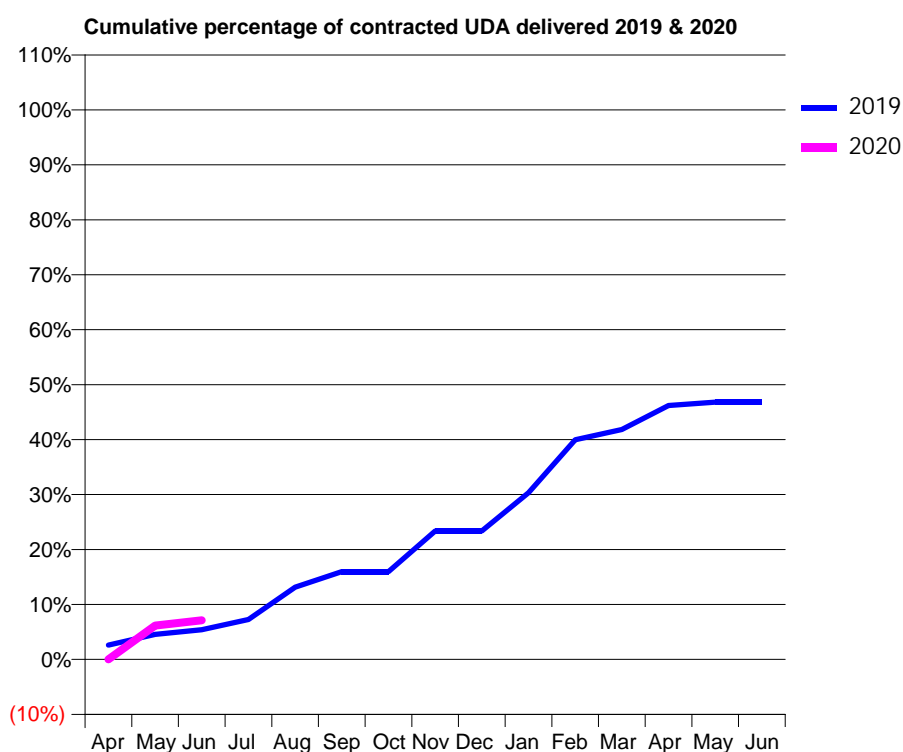
19/20 Contracted general activity (UDA)	3,667
Carry forward general activity (UDA)	0
19/20 Contracted orthodontic activity (UOA)	0
Carry forward orthodontic activity (UOA)	0
Baseline contract value	£102,673.61

ACCESS*

Patients seen in 24 months	Total	Change since previous quarter
Quarter ending June 2018	1,353	
Quarter ending September 2018	1,261	↓
Quarter ending December 2018	1,156	↓
Quarter ending March 2019	1,049	↓
Quarter ending June 2019	920	↓
Variance since June 2018	(32.0%)	↓



ACTIVITY



Adjusted Scheduled Activity (UDA)		
Month	2019	2020
April	96	0
May	167	226
June	198	261
July	266	
August	482	
September	586	
October	586	
November	858	
December	858	
January	1,112	
February	1,466	
March	1,535	
April	1,694	
May	1,717	
June	1,717	

QUALITY

	Quantity	Base Number	Contract	AT	Region	England
% of FP17s for the same patient ID Re-attending within 3 months - Children	0	26	0.0%	10.2%	11.9%	11.4%
% of FP17s for the same patient ID Re-attending within 3 months - Adults	12	126	9.5%	15.5%	17.2%	15.4%
% of FP17s for the same patient ID Re-attending between 3 & 9 months - Children	3	26	11.5%	50.1%	49.8%	59.8%
% of FP17s for the same patient ID Re-attending between 3 & 9 months - Adults	37	126	29.4%	39.4%	39.5%	52.1%
% of FP17s for Band 1 Urgent Courses	2	78	2.6%	10.5%	11.2%	9.2%
% of FP17s Relating to Free Repair or Replacements	0	78	0.0%	0.6%	0.5%	0.7%
% of FP17s Relating to Continuations	2	78	2.6%	0.8%	0.7%	0.8%
% of Patients satisfied with the dentistry they have received	0	0	N/A	91.0%	90.6%	93.4%
% of Patients satisfied with the time they had to wait for an appointment	0	0	N/A	87.1%	83.8%	87.6%

* This is based on patients treated on this contract for their most recent course of treatment. Figures in italics indicate the base number of FP17s or Patient Questionnaire responses are less than 100. N/A is shown where the base number of responses is less than 10 during the period. % is calculated as Quantity/Base number*100

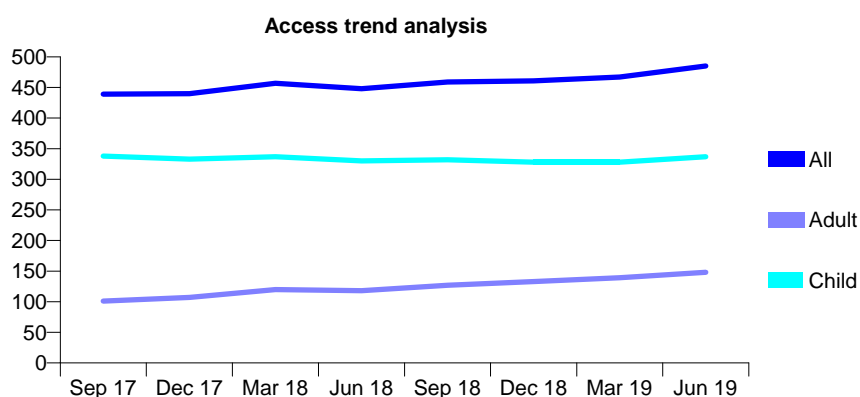
Q63 - Vital Signs At a Glance Contract Report for 254010/0001 - June 2019

Name or company name	MR P AZARI
Contract type name	GDS Contract
Purpose of contract	General
Contract start date	01/04/2006
Contract end date	

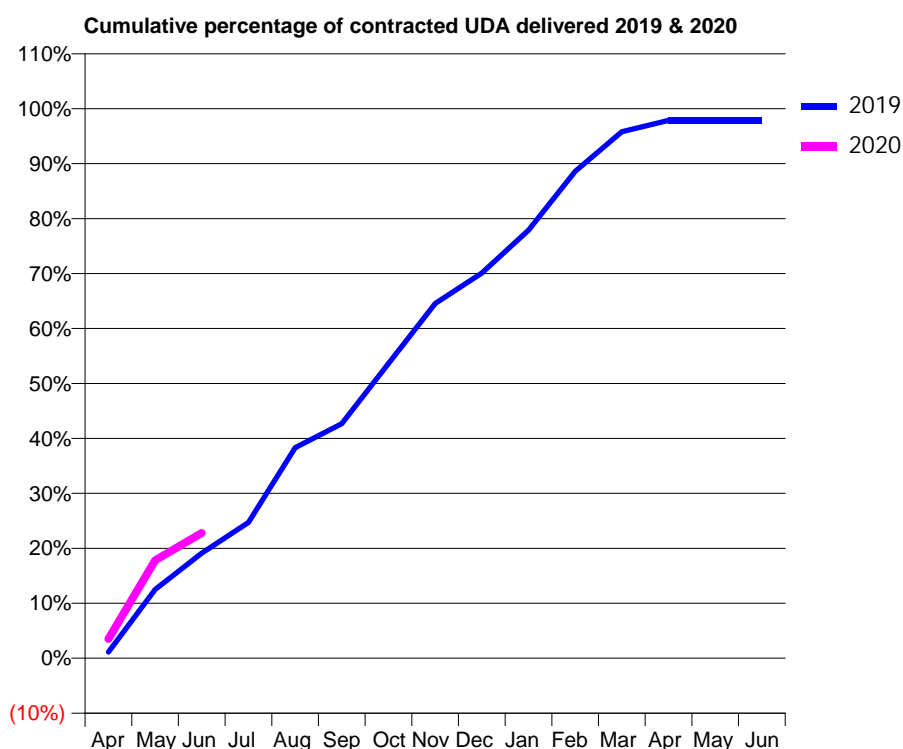
19/20 Contracted general activity (UDA)	800
Carry forward general activity (UDA)	0
19/20 Contracted orthodontic activity (UOA)	0
Carry forward orthodontic activity (UOA)	0
Baseline contract value	£22,657.91

ACCESS*

Patients seen in 24 months	Total	Change since previous quarter
Quarter ending June 2018	448	
Quarter ending September 2018	459	↑
Quarter ending December 2018	461	→
Quarter ending March 2019	467	→
Quarter ending June 2019	485	↑
Variance since June 2018	8.3%	↑



ACTIVITY



Month	2019	2020
April	9	28
May	100	142
June	153	182
July	198	
August	306	
September	341	
October	429	
November	516	
December	561	
January	623	
February	709	
March	766	
April	783	
May	783	
June	783	

QUALITY

	Quantity	Base Number	Contract	AT	Region	England
% of FP17s for the same patient ID Re-attending within 3 months - Children	2	98	2.0%	10.2%	11.9%	11.4%
% of FP17s for the same patient ID Re-attending within 3 months - Adults	4	27	14.8%	15.5%	17.2%	15.4%
% of FP17s for the same patient ID Re-attending between 3 & 9 months - Children	17	98	17.3%	50.1%	49.8%	59.8%
% of FP17s for the same patient ID Re-attending between 3 & 9 months - Adults	11	27	40.7%	39.4%	39.5%	52.1%
% of FP17s for Band 1 Urgent Courses	2	109	1.8%	10.5%	11.2%	9.2%
% of FP17s Relating to Free Repair or Replacements	0	109	0.0%	0.6%	0.5%	0.7%
% of FP17s Relating to Continuations	0	109	0.0%	0.8%	0.7%	0.8%
% of Patients satisfied with the dentistry they have received	0	0	N/A	91.0%	90.6%	93.4%
% of Patients satisfied with the time they had to wait for an appointment	0	0	N/A	87.1%	83.8%	87.6%

* This is based on patients treated on this contract for their most recent course of treatment.

Figures in italics indicate the base number of FP17s or Patient Questionnaire responses are less than 100. N/A is shown where the base number of responses is less than 10 during the period. % is calculated as Quantity/Base number*100

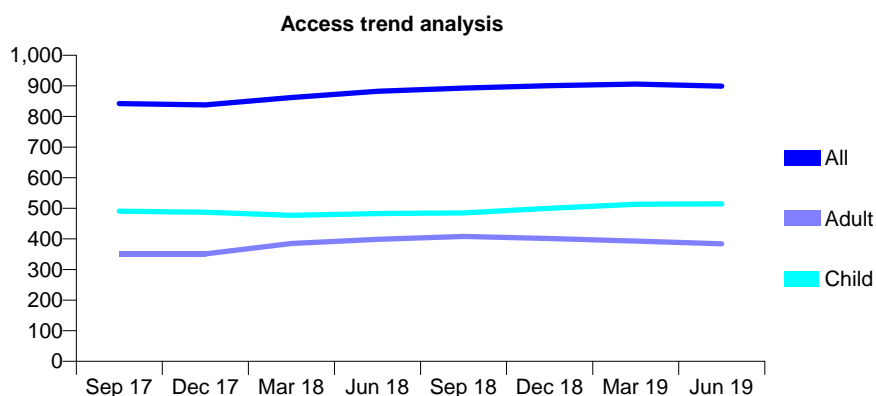
Q63 - Vital Signs At a Glance Contract Report for 254010/0002 - June 2019

Name or company name	Days Lane Dental
Contract type name	GDS Contract
Purpose of contract	General
Contract start date	01/04/2006
Contract end date	

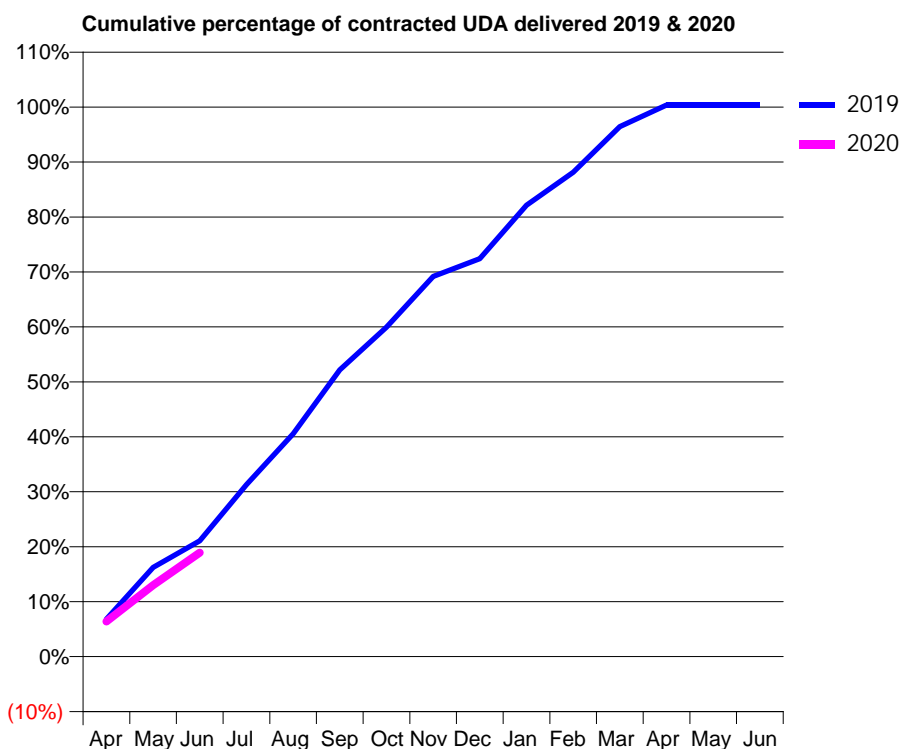
19/20 Contracted general activity (UDA)	1,828
Carry forward general activity (UDA)	0
19/20 Contracted orthodontic activity (UOA)	0
Carry forward orthodontic activity (UOA)	0
Baseline contract value	£56,695.49

ACCESS*

Patients seen in 24 months	Total	Change since previous quarter
Quarter ending June 2018	882	
Quarter ending September 2018	893	→
Quarter ending December 2018	901	→
Quarter ending March 2019	906	→
Quarter ending June 2019	899	→
Variance since June 2018	1.9%	→



ACTIVITY



Month	Adjusted Scheduled Activity (UDA)	
	2019	2020
April	125	117
May	297	238
June	385	346
July	572	
August	741	
September	954	
October	1,096	
November	1,264	
December	1,324	
January	1,501	
February	1,611	
March	1,763	
April	1,835	
May	1,835	
June	1,835	

QUALITY

	Quantity	Base Number	Contract	AT	Region	England
% of FP17s for the same patient ID Re-attending within 3 months - Children	14	188	7.4%	10.2%	11.9%	11.4%
% of FP17s for the same patient ID Re-attending within 3 months - Adults	8	93	8.6%	15.5%	17.2%	15.4%
% of FP17s for the same patient ID Re-attending between 3 & 9 months - Children	94	188	50.0%	50.1%	49.8%	59.8%
% of FP17s for the same patient ID Re-attending between 3 & 9 months - Adults	52	93	55.9%	39.4%	39.5%	52.1%
% of FP17s for Band 1 Urgent Courses	18	239	7.5%	10.5%	11.2%	9.2%
% of FP17s Relating to Free Repair or Replacements	2	239	0.8%	0.6%	0.5%	0.7%
% of FP17s Relating to Continuations	0	239	0.0%	0.8%	0.7%	0.8%
% of Patients satisfied with the dentistry they have received	1	1	N/A	91.0%	90.6%	93.4%
% of Patients satisfied with the time they had to wait for an appointment	1	1	N/A	87.1%	83.8%	87.6%

* This is based on patients treated on this contract for their most recent course of treatment. Figures in italics indicate the base number of FP17s or Patient Questionnaire responses are less than 100. N/A is shown where the base number of responses is less than 10 during the period. % is calculated as Quantity/Base number*100

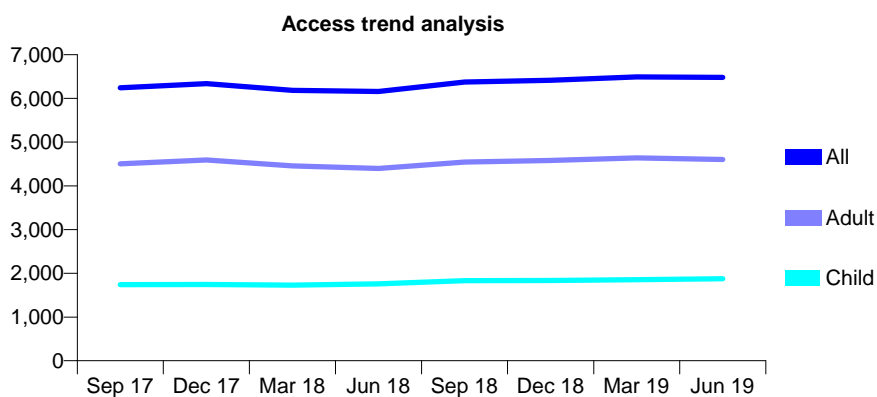
Q63 - Vital Signs At a Glance Contract Report for 257001/0001 - June 2019

Name or company name	MR DS MATHEW
Contract type name	GDS Contract
Purpose of contract	General
Contract start date	01/04/2006
Contract end date	

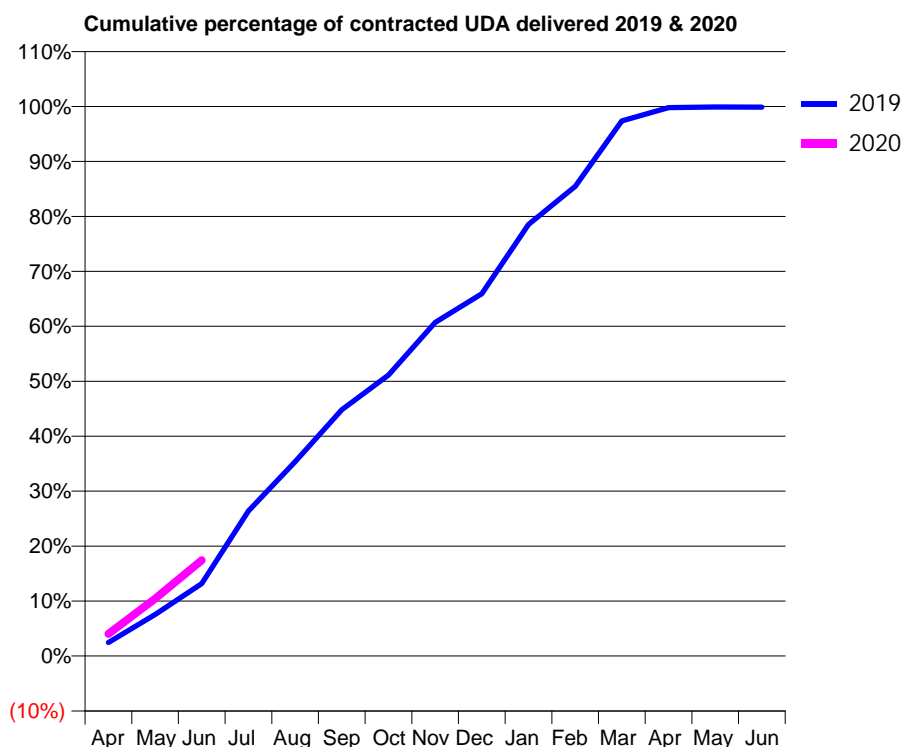
19/20 Contracted general activity (UDA)	14,901
Carry forward general activity (UDA)	0
19/20 Contracted orthodontic activity (UOA)	0
Carry forward orthodontic activity (UOA)	0
Baseline contract value	£397,090.95

ACCESS*

Patients seen in 24 months	Total	Change since previous quarter
Quarter ending June 2018	6,157	
Quarter ending September 2018	6,374	↑
Quarter ending December 2018	6,416	→
Quarter ending March 2019	6,491	→
Quarter ending June 2019	6,480	→
Variance since June 2018	5.2%	↑



ACTIVITY



Month	Adjusted Scheduled Activity (UDA)	
	2019	2020
April	367	603
May	1,125	1,557
June	1,964	2,599
July	3,936	
August	5,271	
September	6,676	
October	7,618	
November	9,046	
December	9,822	
January	11,701	
February	12,734	
March	14,509	
April	14,870	
May	14,884	
June	14,883	

QUALITY

	Quantity	Base Number	Contract	AT	Region	England
% of FP17s for the same patient ID Re-attending within 3 months - Children	33	495	6.7%	10.2%	11.9%	11.4%
% of FP17s for the same patient ID Re-attending within 3 months - Adults	88	904	9.7%	15.5%	17.2%	15.4%
% of FP17s for the same patient ID Re-attending between 3 & 9 months - Children	215	495	43.4%	50.1%	49.8%	59.8%
% of FP17s for the same patient ID Re-attending between 3 & 9 months - Adults	305	904	33.7%	39.4%	39.5%	52.1%
% of FP17s for Band 1 Urgent Courses	74	1,226	6.0%	10.5%	11.2%	9.2%
% of FP17s Relating to Free Repair or Replacements	9	1,226	0.7%	0.6%	0.5%	0.7%
% of FP17s Relating to Continuations	5	1,226	0.4%	0.8%	0.7%	0.8%
% of Patients satisfied with the dentistry they have received	4	4	N/A	91.0%	90.6%	93.4%
% of Patients satisfied with the time they had to wait for an appointment	2	4	N/A	87.1%	83.8%	87.6%

* This is based on patients treated on this contract for their most recent course of treatment. Figures in italics indicate the base number of FP17s or Patient Questionnaire responses are less than 100. N/A is shown where the base number of responses is less than 10 during the period. % is calculated as Quantity/Base number*100

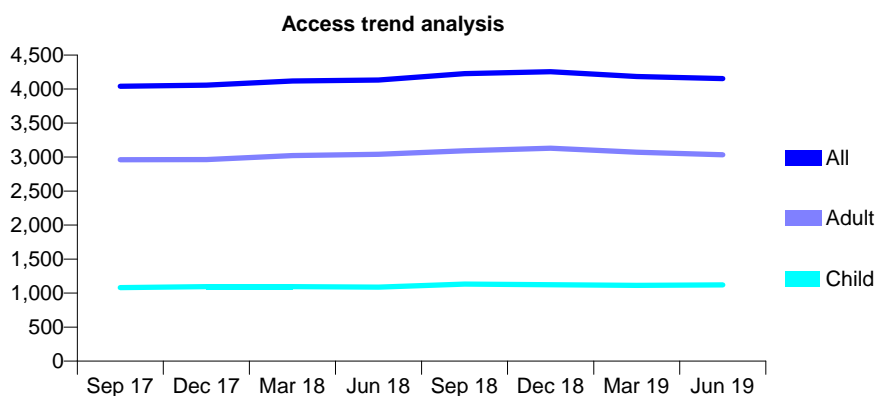
Q63 - Vital Signs At a Glance Contract Report for 257222/0001 - June 2019

Name or company name	MS S RADPOUR
Contract type name	GDS Contract
Purpose of contract	General
Contract start date	01/04/2006
Contract end date	

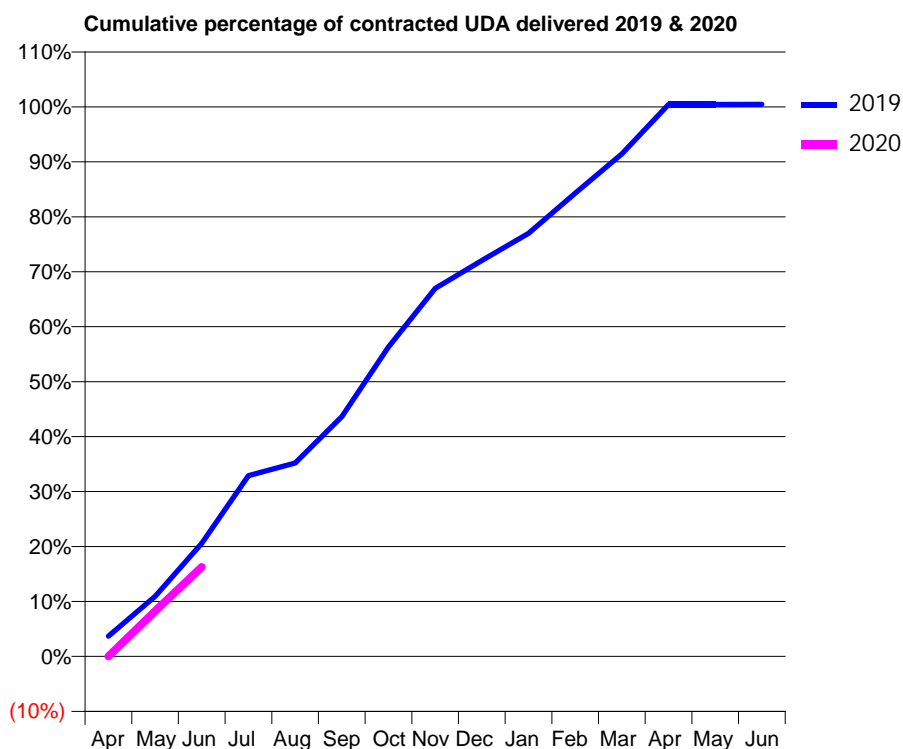
19/20 Contracted general activity (UDA)	9,500
Carry forward general activity (UDA)	0
19/20 Contracted orthodontic activity (UOA)	0
Carry forward orthodontic activity (UOA)	0
Baseline contract value	£241,078.76

ACCESS*

Patients seen in 24 months	Total	Change since previous quarter
Quarter ending June 2018	4,132	
Quarter ending September 2018	4,226	↑
Quarter ending December 2018	4,255	→
Quarter ending March 2019	4,186	↓
Quarter ending June 2019	4,154	→
Variance since June 2018	0.5%	→



ACTIVITY



Month	Adjusted Scheduled Activity (UDA)	
	2019	2020
April	349	0
May	1,040	786
June	1,955	1,546
July	3,126	
August	3,345	
September	4,143	
October	5,350	
November	6,362	
December	6,844	
January	7,313	
February	8,008	
March	8,686	
April	9,541	
May	9,541	
June	9,542	

QUALITY

	Quantity	Base Number	Contract	AT	Region	England
% of FP17s for the same patient ID Re-attending within 3 months - Children	23	389	5.9%	10.2%	11.9%	11.4%
% of FP17s for the same patient ID Re-attending within 3 months - Adults	109	855	12.7%	15.5%	17.2%	15.4%
% of FP17s for the same patient ID Re-attending between 3 & 9 months - Children	229	389	58.9%	50.1%	49.8%	59.8%
% of FP17s for the same patient ID Re-attending between 3 & 9 months - Adults	348	855	40.7%	39.4%	39.5%	52.1%
% of FP17s for Band 1 Urgent Courses	64	842	7.6%	10.5%	11.2%	9.2%
% of FP17s Relating to Free Repair or Replacements	4	842	0.5%	0.6%	0.5%	0.7%
% of FP17s Relating to Continuations	10	842	1.2%	0.8%	0.7%	0.8%
% of Patients satisfied with the dentistry they have received	3	3	N/A	91.0%	90.6%	93.4%
% of Patients satisfied with the time they had to wait for an appointment	3	3	N/A	87.1%	83.8%	87.6%

* This is based on patients treated on this contract for their most recent course of treatment. Figures in italics indicate the base number of FP17s or Patient Questionnaire responses are less than 100. N/A is shown where the base number of responses is less than 10 during the period. % is calculated as Quantity/Base number*100

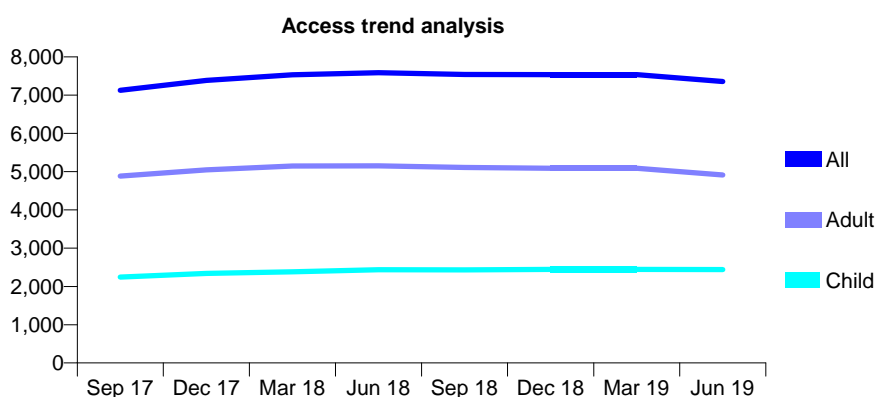
Q63 - Vital Signs At a Glance Contract Report for 257486/0003 - June 2019

Name or company name	Teddington Dental Partnership
Contract type name	GDS Contract
Purpose of contract	General
Contract start date	01/10/2014
Contract end date	

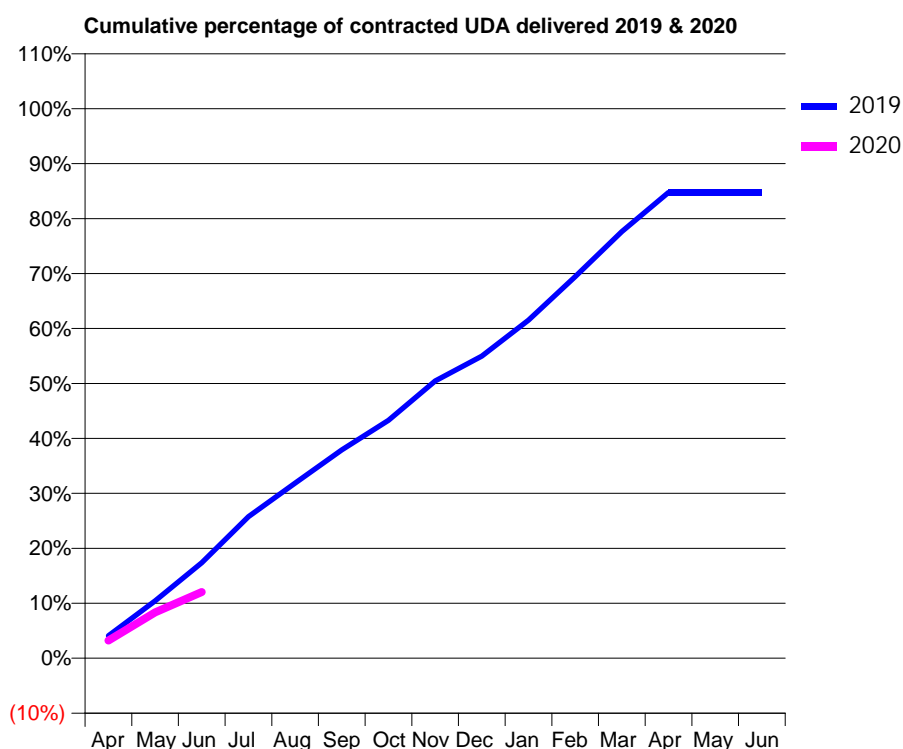
19/20 Contracted general activity (UDA)	17,212
Carry forward general activity (UDA)	0
19/20 Contracted orthodontic activity (UOA)	0
Carry forward orthodontic activity (UOA)	0
Baseline contract value	£445,561.55

ACCESS*

Patients seen in 24 months	Total	Change since previous quarter
Quarter ending June 2018	7,588	
Quarter ending September 2018	7,539	→
Quarter ending December 2018	7,533	→
Quarter ending March 2019	7,534	→
Quarter ending June 2019	7,356	↓
Variance since June 2018	(3.1%)	↓



ACTIVITY



Month	2019	2020
April	705	554
May	1,799	1,434
June	2,990	2,075
July	4,433	
August	5,485	
September	6,527	
October	7,448	
November	8,686	
December	9,463	
January	10,591	
February	11,953	
March	13,360	
April	14,588	
May	14,587	
June	14,589	

QUALITY

	Quantity	Base Number	Contract	AT	Region	England
% of FP17s for the same patient ID Re-attending within 3 months - Children	38	652	5.8%	10.2%	11.9%	11.4%
% of FP17s for the same patient ID Re-attending within 3 months - Adults	130	1,052	12.4%	15.5%	17.2%	15.4%
% of FP17s for the same patient ID Re-attending between 3 & 9 months - Children	245	652	37.6%	50.1%	49.8%	59.8%
% of FP17s for the same patient ID Re-attending between 3 & 9 months - Adults	317	1,052	30.1%	39.4%	39.5%	52.1%
% of FP17s for Band 1 Urgent Courses	120	1,157	10.4%	10.5%	11.2%	9.2%
% of FP17s Relating to Free Repair or Replacements	4	1,157	0.3%	0.6%	0.5%	0.7%
% of FP17s Relating to Continuations	3	1,157	0.3%	0.8%	0.7%	0.8%
% of Patients satisfied with the dentistry they have received	1	2	N/A	91.0%	90.6%	93.4%
% of Patients satisfied with the time they had to wait for an appointment	2	2	N/A	87.1%	83.8%	87.6%

* This is based on patients treated on this contract for their most recent course of treatment. Figures in italics indicate the base number of FP17s or Patient Questionnaire responses are less than 100. N/A is shown where the base number of responses is less than 10 during the period. % is calculated as Quantity/Base number*100

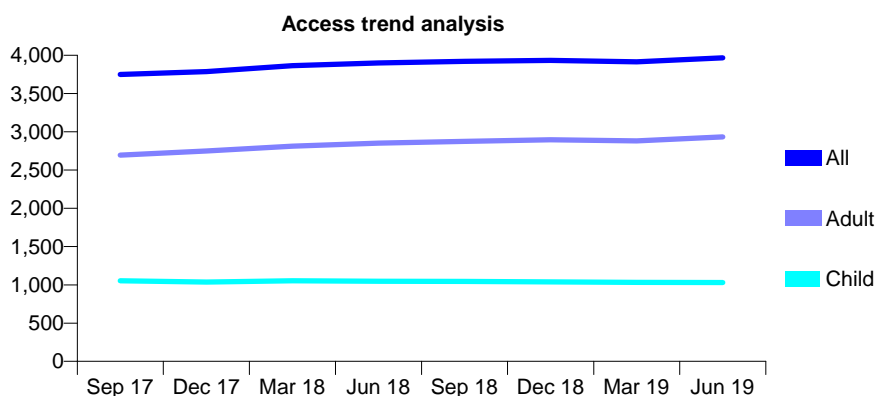
Q63 - Vital Signs At a Glance Contract Report for 262447/0001 - June 2019

Name or company name	MR CC BAILIE
Contract type name	GDS Contract
Purpose of contract	General
Contract start date	01/04/2006
Contract end date	

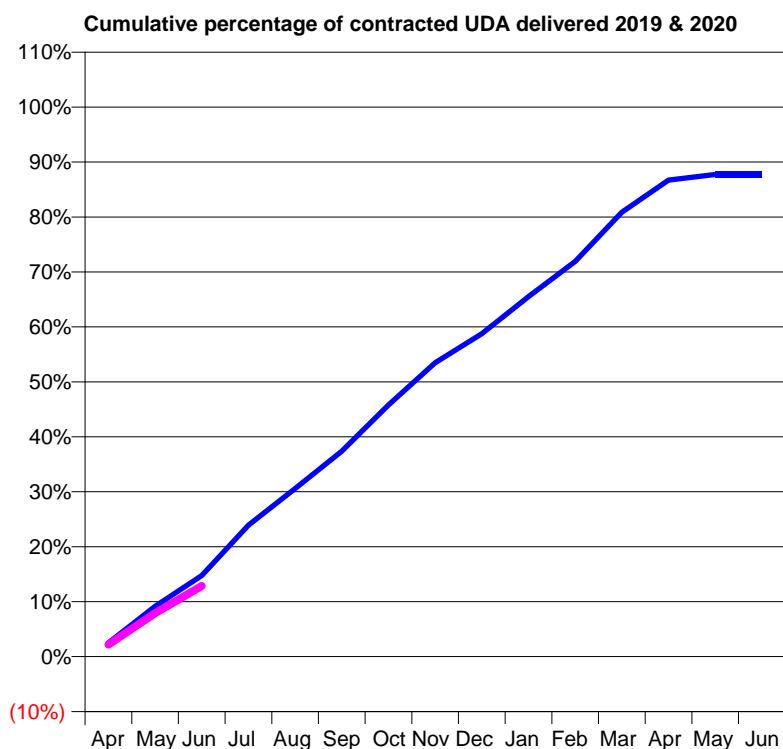
19/20 Contracted general activity (UDA)	15,000
Carry forward general activity (UDA)	0
19/20 Contracted orthodontic activity (UOA)	0
Carry forward orthodontic activity (UOA)	0
Baseline contract value	£548,989.33

ACCESS*

Patients seen in 24 months	Total	Change since previous quarter
Quarter ending June 2018	3,899	
Quarter ending September 2018	3,920	→
Quarter ending December 2018	3,933	→
Quarter ending March 2019	3,913	→
Quarter ending June 2019	3,966	→
Variance since June 2018	1.7%	→



ACTIVITY



Month	Adjusted Scheduled Activity (UDA)	
	2019	2020
April	381	329
May	1,375	1,188
June	2,212	1,927
July	3,591	
August	4,589	
September	5,607	
October	6,869	
November	8,024	
December	8,813	
January	9,828	
February	10,786	
March	12,127	
April	13,006	
May	13,159	
June	13,159	

QUALITY

	Quantity	Base Number	Contract	AT	Region	England
% of FP17s for the same patient ID Re-attending within 3 months - Children	24	250	9.6%	10.2%	11.9%	11.4%
% of FP17s for the same patient ID Re-attending within 3 months - Adults	143	755	18.9%	15.5%	17.2%	15.4%
% of FP17s for the same patient ID Re-attending between 3 & 9 months - Children	95	250	38.0%	50.1%	49.8%	59.8%
% of FP17s for the same patient ID Re-attending between 3 & 9 months - Adults	241	755	31.9%	39.4%	39.5%	52.1%
% of FP17s for Band 1 Urgent Courses	67	744	9.0%	10.5%	11.2%	9.2%
% of FP17s Relating to Free Repair or Replacements	9	744	1.2%	0.6%	0.5%	0.7%
% of FP17s Relating to Continuations	28	744	3.8%	0.8%	0.7%	0.8%
% of Patients satisfied with the dentistry they have received	0	0	N/A	91.0%	90.6%	93.4%
% of Patients satisfied with the time they had to wait for an appointment	0	0	N/A	87.1%	83.8%	87.6%

* This is based on patients treated on this contract for their most recent course of treatment. Figures in italics indicate the base number of FP17s or Patient Questionnaire responses are less than 100. N/A is shown where the base number of responses is less than 10 during the period. % is calculated as Quantity/Base number*100

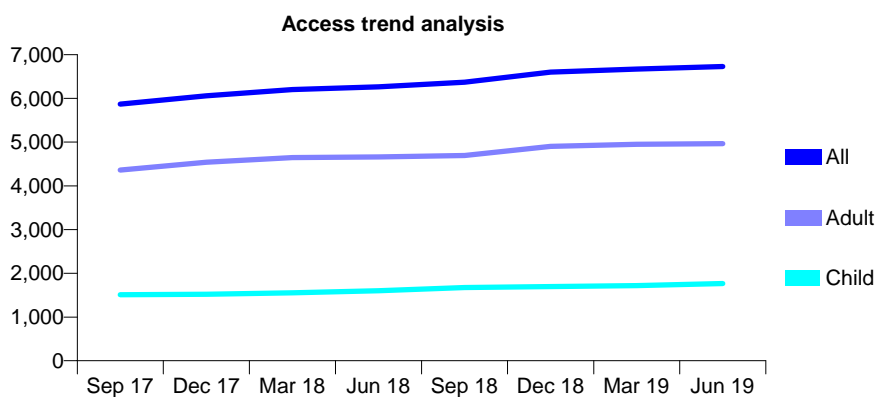
Q63 - Vital Signs At a Glance Contract Report for 262803/0003 - June 2019

Name or company name	MR SA BUTT
Contract type name	GDS Contract
Purpose of contract	General
Contract start date	01/04/2006
Contract end date	

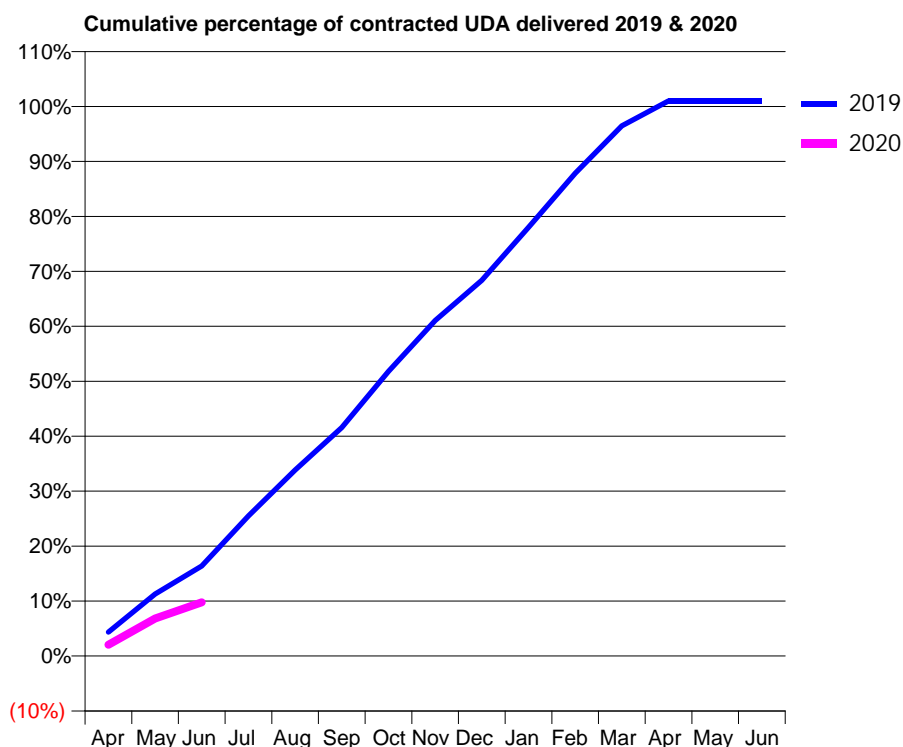
19/20 Contracted general activity (UDA)	50,700
Carry forward general activity (UDA)	0
19/20 Contracted orthodontic activity (UOA)	0
Carry forward orthodontic activity (UOA)	0
Baseline contract value	£1,439,440.76

ACCESS*

Patients seen in 24 months	Total	Change since previous quarter
Quarter ending June 2018	6,263	
Quarter ending September 2018	6,371	→
Quarter ending December 2018	6,602	↑
Quarter ending March 2019	6,671	→
Quarter ending June 2019	6,731	→
Variance since June 2018	7.5%	↑



ACTIVITY



Month	Adjusted Scheduled Activity (UDA)	
	2019	2020
April	1,075	1,042
May	2,788	3,468
June	4,051	4,957
July	6,294	
August	8,362	
September	10,271	
October	12,794	
November	15,084	
December	16,889	
January	19,268	
February	21,697	
March	23,827	
April	24,951	
May	24,949	
June	24,948	

QUALITY

	Quantity	Base Number	Contract	AT	Region	England
% of FP17s for the same patient ID Re-attending within 3 months - Children	55	561	9.8%	10.2%	11.9%	11.4%
% of FP17s for the same patient ID Re-attending within 3 months - Adults	296	1,374	21.5%	15.5%	17.2%	15.4%
% of FP17s for the same patient ID Re-attending between 3 & 9 months - Children	281	561	50.1%	50.1%	49.8%	59.8%
% of FP17s for the same patient ID Re-attending between 3 & 9 months - Adults	521	1,374	37.9%	39.4%	39.5%	52.1%
% of FP17s for Band 1 Urgent Courses	305	1,645	18.5%	10.5%	11.2%	9.2%
% of FP17s Relating to Free Repair or Replacements	3	1,645	0.2%	0.6%	0.5%	0.7%
% of FP17s Relating to Continuations	8	1,645	0.5%	0.8%	0.7%	0.8%
% of Patients satisfied with the dentistry they have received	2	2	N/A	91.0%	90.6%	93.4%
% of Patients satisfied with the time they had to wait for an appointment	2	2	N/A	87.1%	83.8%	87.6%

* This is based on patients treated on this contract for their most recent course of treatment. Figures in italics indicate the base number of FP17s or Patient Questionnaire responses are less than 100. N/A is shown where the base number of responses is less than 10 during the period. % is calculated as Quantity/Base number*100

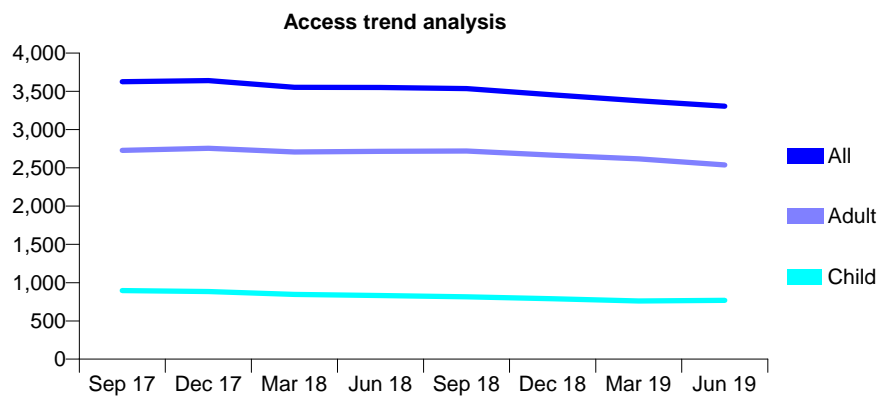
Q63 - Vital Signs At a Glance Contract Report for 263850/0001 - June 2019

Name or company name	MR SG JOHN
Contract type name	Pilot Contract
Purpose of contract	General
Contract start date	01/04/2006
Contract end date	

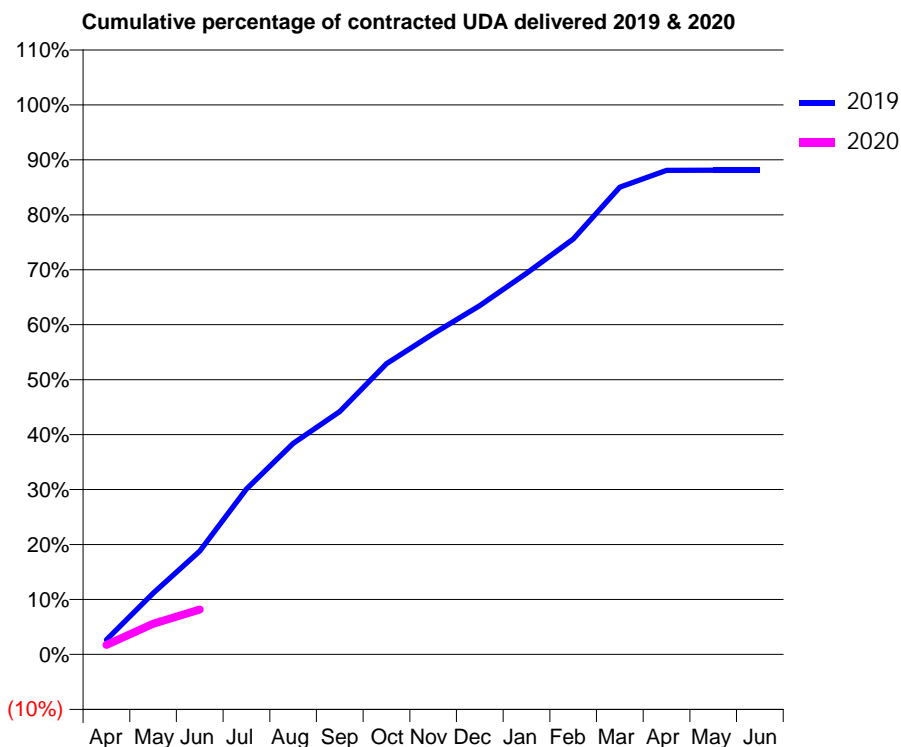
19/20 Contracted general activity (UDA)	9,242
Carry forward general activity (UDA)	0
19/20 Contracted orthodontic activity (UOA)	0
Carry forward orthodontic activity (UOA)	0
Baseline contract value	£298,043.01

ACCESS*

Patients seen in 24 months	Total	Change since previous quarter
Quarter ending June 2018	3,550	
Quarter ending September 2018	3,535	→
Quarter ending December 2018	3,453	↓
Quarter ending March 2019	3,377	↓
Quarter ending June 2019	3,306	↓
Variance since June 2018	(6.9%)	↓



ACTIVITY



Month	2019	2020
April	249	159
May	1,031	517
June	1,736	755
July	2,781	
August	3,550	
September	4,084	
October	4,887	
November	5,392	
December	5,865	
January	6,408	
February	6,985	
March	7,857	
April	8,140	
May	8,142	
June	8,142	

QUALITY

	Quantity	Base Number	Contract	AT	Region	England
% of FP17s for the same patient ID Re-attending within 3 months - Children	4	144	2.8%	10.2%	11.9%	11.4%
% of FP17s for the same patient ID Re-attending within 3 months - Adults	36	363	9.9%	15.5%	17.2%	15.4%
% of FP17s for the same patient ID Re-attending between 3 & 9 months - Children	26	144	18.1%	50.1%	49.8%	59.8%
% of FP17s for the same patient ID Re-attending between 3 & 9 months - Adults	109	363	30.0%	39.4%	39.5%	52.1%
% of FP17s for Band 1 Urgent Courses	39	331	11.8%	10.5%	11.2%	9.2%
% of FP17s Relating to Free Repair or Replacements	0	331	0.0%	0.6%	0.5%	0.7%
% of FP17s Relating to Continuations	0	331	0.0%	0.8%	0.7%	0.8%
% of Patients satisfied with the dentistry they have received	0	0	N/A	91.0%	90.6%	93.4%
% of Patients satisfied with the time they had to wait for an appointment	0	0	N/A	87.1%	83.8%	87.6%

* This is based on patients treated on this contract for their most recent course of treatment. Figures in italics indicate the base number of FP17s or Patient Questionnaire responses are less than 100. N/A is shown where the base number of responses is less than 10 during the period. % is calculated as Quantity/Base number*100

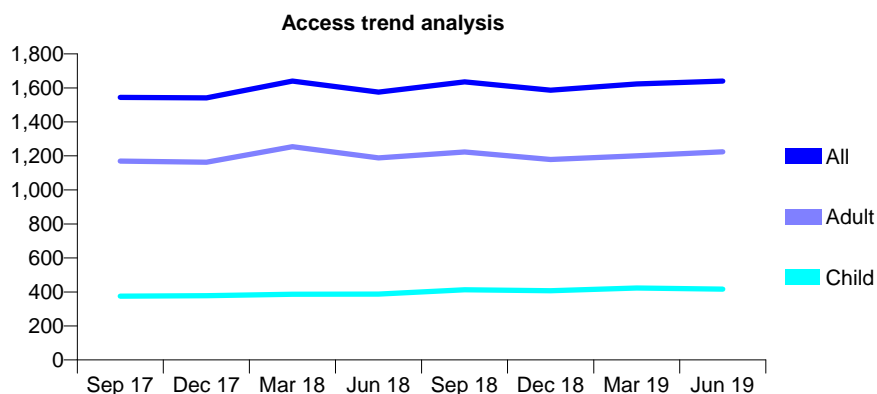
Q63 - Vital Signs At a Glance Contract Report for 264296/0001 - June 2019

Name or company name	MR RD VAZIRI
Contract type name	GDS Contract
Purpose of contract	General
Contract start date	01/04/2006
Contract end date	

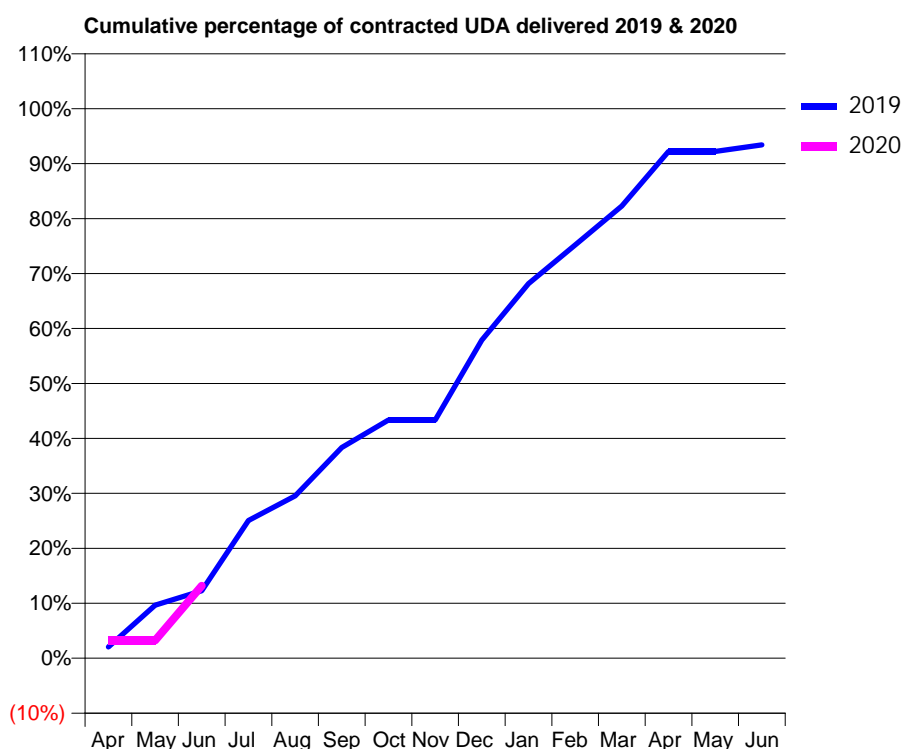
19/20 Contracted general activity (UDA)	4,996
Carry forward general activity (UDA)	0
19/20 Contracted orthodontic activity (UOA)	0
Carry forward orthodontic activity (UOA)	0
Baseline contract value	£151,377.35

ACCESS*

Patients seen in 24 months	Total	Change since previous quarter
Quarter ending June 2018	1,575	
Quarter ending September 2018	1,636	↑
Quarter ending December 2018	1,586	↓
Quarter ending March 2019	1,623	↑
Quarter ending June 2019	1,640	→
Variance since June 2018	4.1%	↑



ACTIVITY



Month	2019	2020
April	102	163
May	483	163
June	613	659
July	1,251	
August	1,476	
September	1,915	
October	2,166	
November	2,166	
December	2,892	
January	3,404	
February	3,757	
March	4,111	
April	4,606	
May	4,606	
June	4,667	

QUALITY

	Quantity	Base Number	Contract	AT	Region	England
% of FP17s for the same patient ID Re-attending within 3 months - Children	5	57	8.8%	10.2%	11.9%	11.4%
% of FP17s for the same patient ID Re-attending within 3 months - Adults	23	246	9.3%	15.5%	17.2%	15.4%
% of FP17s for the same patient ID Re-attending between 3 & 9 months - Children	8	57	14.0%	50.1%	49.8%	59.8%
% of FP17s for the same patient ID Re-attending between 3 & 9 months - Adults	47	246	19.1%	39.4%	39.5%	52.1%
% of FP17s for Band 1 Urgent Courses	37	211	17.5%	10.5%	11.2%	9.2%
% of FP17s Relating to Free Repair or Replacements	0	211	0.0%	0.6%	0.5%	0.7%
% of FP17s Relating to Continuations	0	211	0.0%	0.8%	0.7%	0.8%
% of Patients satisfied with the dentistry they have received	0	0	N/A	91.0%	90.6%	93.4%
% of Patients satisfied with the time they had to wait for an appointment	0	0	N/A	87.1%	83.8%	87.6%

* This is based on patients treated on this contract for their most recent course of treatment.

Figures in italics indicate the base number of FP17s or Patient Questionnaire responses are less than 100. N/A is shown where the base number of responses is less than 10 during the period. % is calculated as Quantity/Base number*100

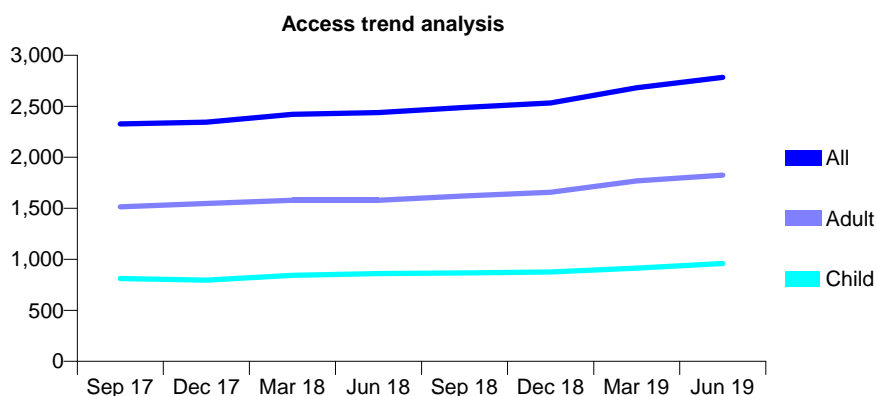
Q63 - Vital Signs At a Glance Contract Report for 264636/0002 - June 2019

Name or company name	MR O DADASHIAN
Contract type name	GDS Contract
Purpose of contract	General
Contract start date	01/04/2011
Contract end date	

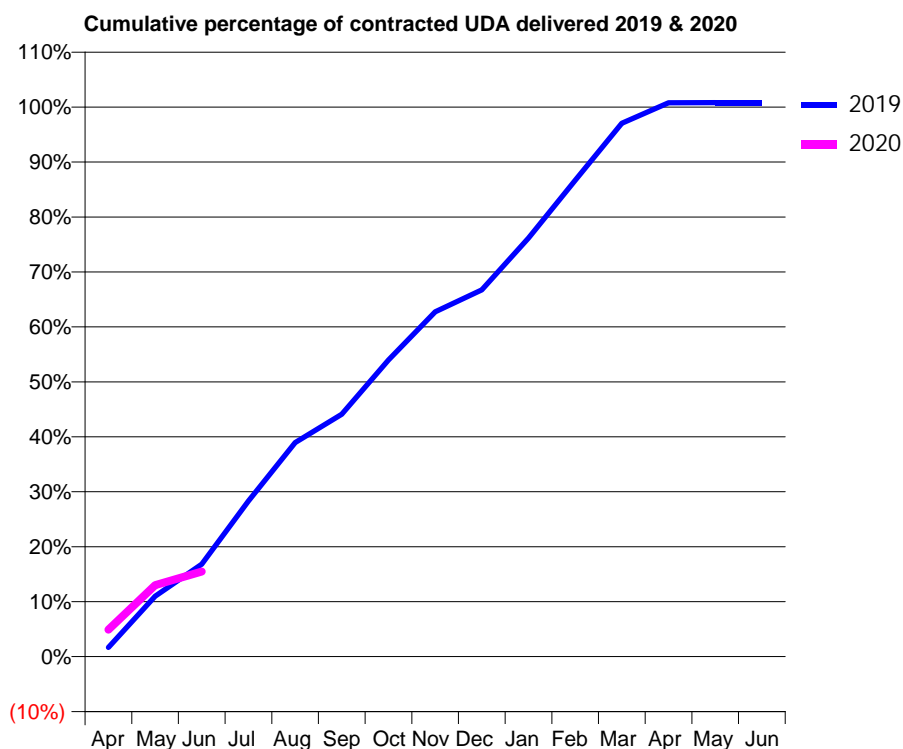
19/20 Contracted general activity (UDA)	6,020
Carry forward general activity (UDA)	0
19/20 Contracted orthodontic activity (UOA)	0
Carry forward orthodontic activity (UOA)	0
Baseline contract value	£179,415.00

ACCESS*

Patients seen in 24 months	Total	Change since previous quarter
Quarter ending June 2018	2,439	
Quarter ending September 2018	2,488	↑
Quarter ending December 2018	2,533	→
Quarter ending March 2019	2,682	↑
Quarter ending June 2019	2,784	↑
Variance since June 2018	14.1%	↑



ACTIVITY



Month	Adjusted Scheduled Activity (UDA)	
	2019	2020
April	102	295
May	663	784
June	1,013	931
July	1,706	
August	2,345	
September	2,656	
October	3,250	
November	3,778	
December	4,018	
January	4,584	
February	5,219	
March	5,843	
April	6,066	
May	6,068	
June	6,068	

QUALITY

	Quantity	Base Number	Contract	AT	Region	England
% of FP17s for the same patient ID Re-attending within 3 months - Children	23	241	9.5%	10.2%	11.9%	11.4%
% of FP17s for the same patient ID Re-attending within 3 months - Adults	40	329	12.2%	15.5%	17.2%	15.4%
% of FP17s for the same patient ID Re-attending between 3 & 9 months - Children	82	241	34.0%	50.1%	49.8%	59.8%
% of FP17s for the same patient ID Re-attending between 3 & 9 months - Adults	93	329	28.3%	39.4%	39.5%	52.1%
% of FP17s for Band 1 Urgent Courses	34	470	7.2%	10.5%	11.2%	9.2%
% of FP17s Relating to Free Repair or Replacements	3	470	0.6%	0.6%	0.5%	0.7%
% of FP17s Relating to Continuations	0	470	0.0%	0.8%	0.7%	0.8%
% of Patients satisfied with the dentistry they have received	0	0	N/A	91.0%	90.6%	93.4%
% of Patients satisfied with the time they had to wait for an appointment	0	0	N/A	87.1%	83.8%	87.6%

* This is based on patients treated on this contract for their most recent course of treatment. Figures in italics indicate the base number of FP17s or Patient Questionnaire responses are less than 100. N/A is shown where the base number of responses is less than 10 during the period. % is calculated as Quantity/Base number*100

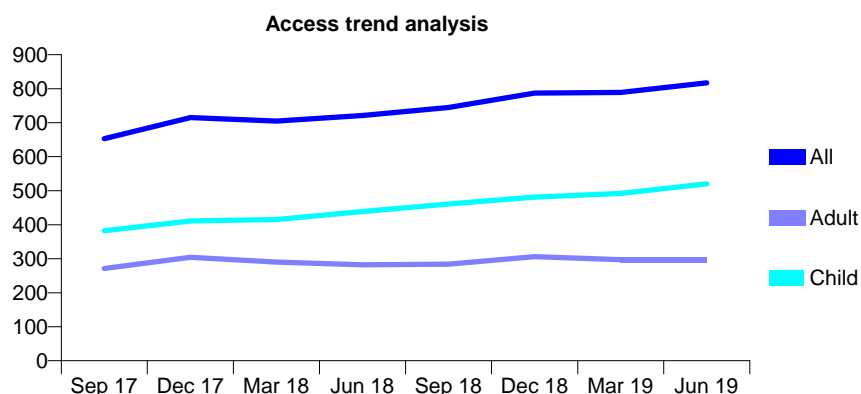
Q63 - Vital Signs At a Glance Contract Report for 264636/0003 - June 2019

Name or company name	MR O DADASHIAN
Contract type name	GDS Contract
Purpose of contract	General
Contract start date	01/11/2015
Contract end date	

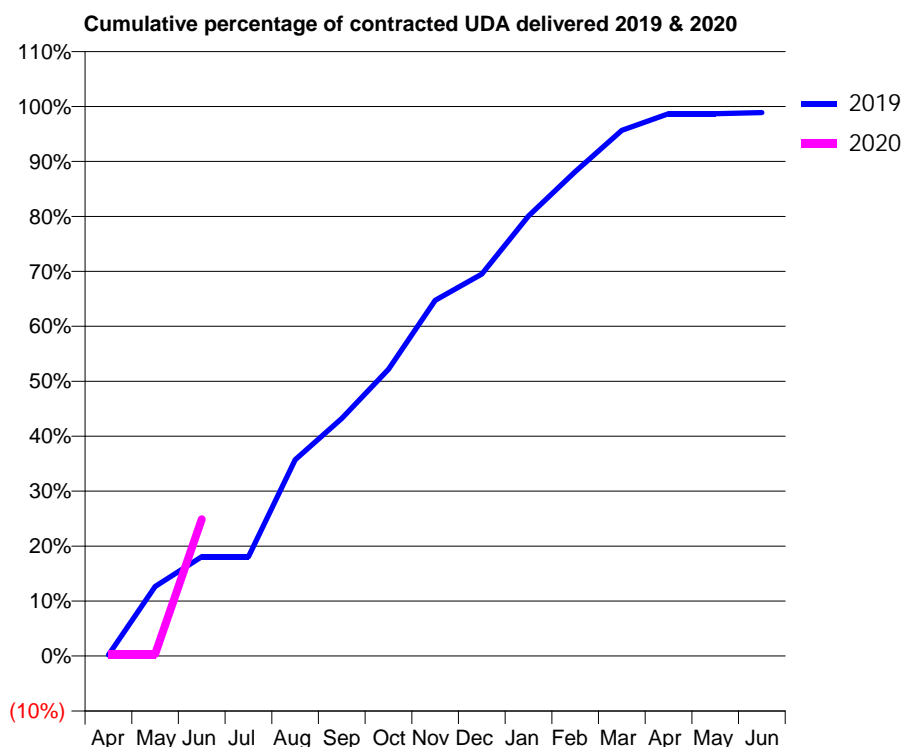
19/20 Contracted general activity (UDA)	1,585
Carry forward general activity (UDA)	0
19/20 Contracted orthodontic activity (UOA)	0
Carry forward orthodontic activity (UOA)	0
Baseline contract value	£33,594.28

ACCESS*

Patients seen in 24 months	Total	Change since previous quarter
Quarter ending June 2018	721	
Quarter ending September 2018	745	↑
Quarter ending December 2018	787	↑
Quarter ending March 2019	789	→
Quarter ending June 2019	817	↑
Variance since June 2018	13.3%	↑



ACTIVITY



Month	Adjusted Scheduled Activity (UDA)	
	2019	2020
April	3	6
May	200	6
June	286	395
July	286	
August	566	
September	685	
October	827	
November	1,026	
December	1,102	
January	1,269	
February	1,397	
March	1,516	
April	1,564	
May	1,564	
June	1,567	

QUALITY

	Quantity	Base Number	Contract	AT	Region	England
% of FP17s for the same patient ID Re-attending within 3 months - Children	10	199	5.0%	10.2%	11.9%	11.4%
% of FP17s for the same patient ID Re-attending within 3 months - Adults	9	79	11.4%	15.5%	17.2%	15.4%
% of FP17s for the same patient ID Re-attending between 3 & 9 months - Children	93	199	46.7%	50.1%	49.8%	59.8%
% of FP17s for the same patient ID Re-attending between 3 & 9 months - Adults	39	79	49.4%	39.4%	39.5%	52.1%
% of FP17s for Band 1 Urgent Courses	8	259	3.1%	10.5%	11.2%	9.2%
% of FP17s Relating to Free Repair or Replacements	0	259	0.0%	0.6%	0.5%	0.7%
% of FP17s Relating to Continuations	0	259	0.0%	0.8%	0.7%	0.8%
% of Patients satisfied with the dentistry they have received	1	1	N/A	91.0%	90.6%	93.4%
% of Patients satisfied with the time they had to wait for an appointment	1	1	N/A	87.1%	83.8%	87.6%

* This is based on patients treated on this contract for their most recent course of treatment. Figures in italics indicate the base number of FP17s or Patient Questionnaire responses are less than 100. N/A is shown where the base number of responses is less than 10 during the period. % is calculated as Quantity/Base number*100

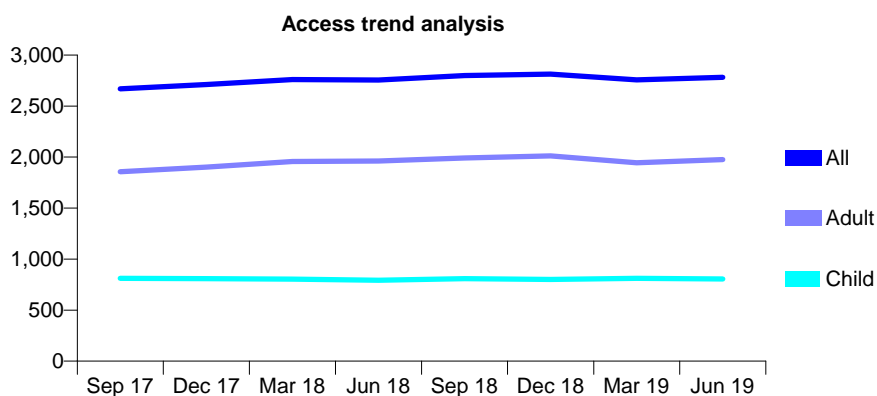
Q63 - Vital Signs At a Glance Contract Report for 271500/0001 - June 2019

Name or company name	MR P MAZAHERI
Contract type name	GDS Contract
Purpose of contract	General
Contract start date	01/04/2006
Contract end date	

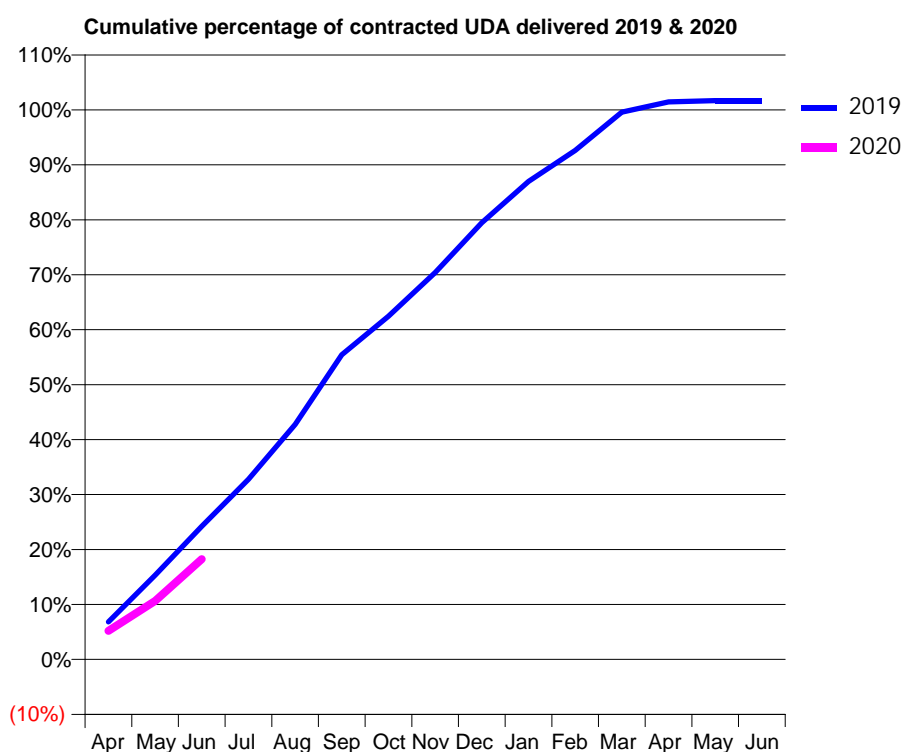
19/20 Contracted general activity (UDA)	6,109
Carry forward general activity (UDA)	0
19/20 Contracted orthodontic activity (UOA)	0
Carry forward orthodontic activity (UOA)	0
Baseline contract value	£188,058.93

ACCESS*

Patients seen in 24 months	Total	Change since previous quarter
Quarter ending June 2018	2,755	
Quarter ending September 2018	2,799	→
Quarter ending December 2018	2,814	→
Quarter ending March 2019	2,756	↓
Quarter ending June 2019	2,782	→
Variance since June 2018	1.0%	→



ACTIVITY



Adjusted Scheduled Activity (UDA)		
Month	2019	2020
April	417	318
May	936	650
June	1,479	1,116
July	2,001	
August	2,612	
September	3,387	
October	3,814	
November	4,301	
December	4,854	
January	5,313	
February	5,658	
March	6,084	
April	6,197	
May	6,210	
June	6,212	

QUALITY

	Quantity	Base Number	Contract	AT	Region	England
% of FP17s for the same patient ID Re-attending within 3 months - Children	13	262	5.0%	10.2%	11.9%	11.4%
% of FP17s for the same patient ID Re-attending within 3 months - Adults	47	422	11.1%	15.5%	17.2%	15.4%
% of FP17s for the same patient ID Re-attending between 3 & 9 months - Children	150	262	57.3%	50.1%	49.8%	59.8%
% of FP17s for the same patient ID Re-attending between 3 & 9 months - Adults	130	422	30.8%	39.4%	39.5%	52.1%
% of FP17s for Band 1 Urgent Courses	46	619	7.4%	10.5%	11.2%	9.2%
% of FP17s Relating to Free Repair or Replacements	1	619	0.2%	0.6%	0.5%	0.7%
% of FP17s Relating to Continuations	0	619	0.0%	0.8%	0.7%	0.8%
% of Patients satisfied with the dentistry they have received	0	0	N/A	91.0%	90.6%	93.4%
% of Patients satisfied with the time they had to wait for an appointment	0	0	N/A	87.1%	83.8%	87.6%

* This is based on patients treated on this contract for their most recent course of treatment. Figures in italics indicate the base number of FP17s or Patient Questionnaire responses are less than 100. N/A is shown where the base number of responses is less than 10 during the period. % is calculated as Quantity/Base number*100

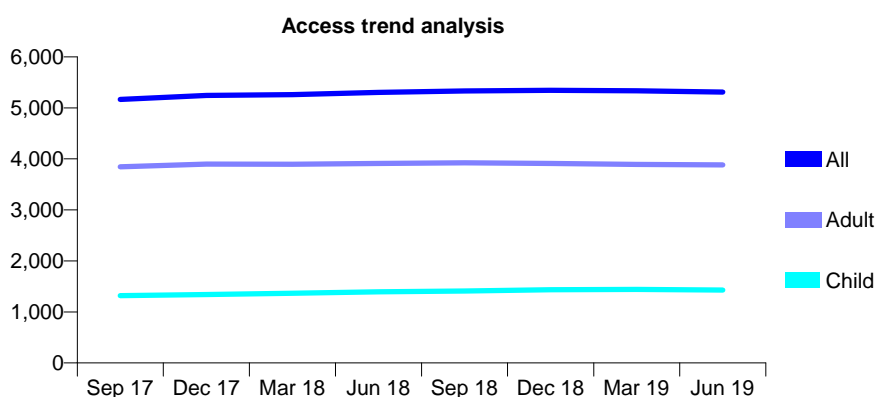
Q63 - Vital Signs At a Glance Contract Report for 272833/0001 - June 2019

Name or company name	MR D GOVINDASAMI
Contract type name	GDS Contract
Purpose of contract	General
Contract start date	01/04/2006
Contract end date	

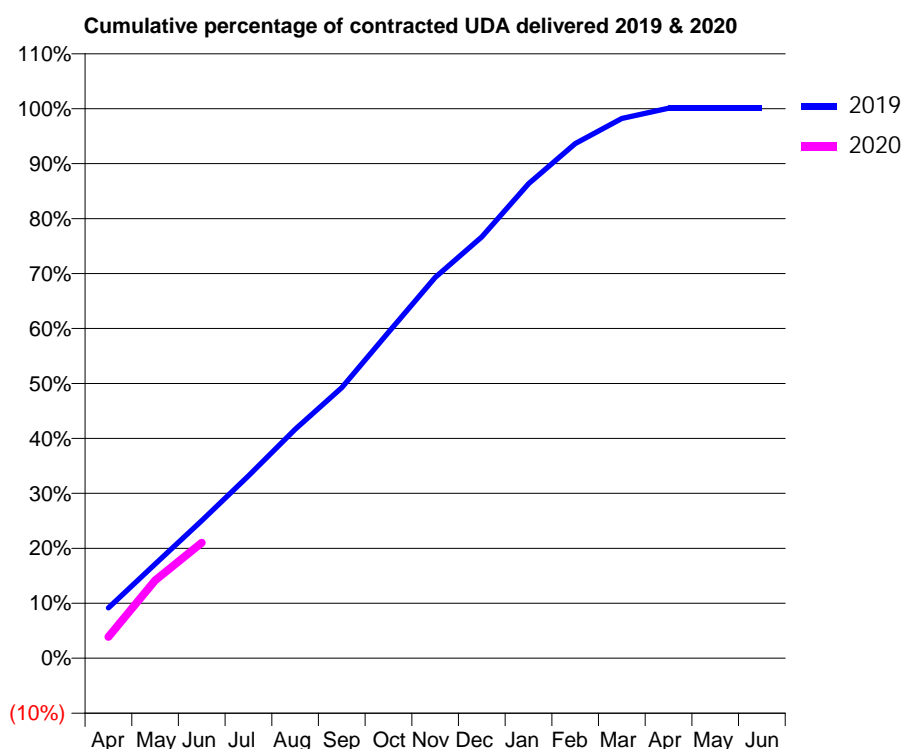
19/20 Contracted general activity (UDA)	11,557
Carry forward general activity (UDA)	0
19/20 Contracted orthodontic activity (UOA)	0
Carry forward orthodontic activity (UOA)	0
Baseline contract value	£289,443.64

ACCESS*

Patients seen in 24 months	Total	Change since previous quarter
Quarter ending June 2018	5,304	
Quarter ending September 2018	5,333	→
Quarter ending December 2018	5,345	→
Quarter ending March 2019	5,334	→
Quarter ending June 2019	5,308	→
Variance since June 2018	0.1%	→



ACTIVITY



Month	2019	2020
April	1,060	450
May	1,982	1,640
June	2,893	2,427
July	3,835	
August	4,813	
September	5,689	
October	6,856	
November	8,009	
December	8,861	
January	9,978	
February	10,823	
March	11,350	
April	11,565	
May	11,565	
June	11,565	

QUALITY

	Quantity	Base Number	Contract	AT	Region	England
% of FP17s for the same patient ID Re-attending within 3 months - Children	22	476	4.6%	10.2%	11.9%	11.4%
% of FP17s for the same patient ID Re-attending within 3 months - Adults	90	1,173	7.7%	15.5%	17.2%	15.4%
% of FP17s for the same patient ID Re-attending between 3 & 9 months - Children	310	476	65.1%	50.1%	49.8%	59.8%
% of FP17s for the same patient ID Re-attending between 3 & 9 months - Adults	778	1,173	66.3%	39.4%	39.5%	52.1%
% of FP17s for Band 1 Urgent Courses	71	1,523	4.7%	10.5%	11.2%	9.2%
% of FP17s Relating to Free Repair or Replacements	11	1,523	0.7%	0.6%	0.5%	0.7%
% of FP17s Relating to Continuations	10	1,523	0.7%	0.8%	0.7%	0.8%
% of Patients satisfied with the dentistry they have received	1	1	N/A	91.0%	90.6%	93.4%
% of Patients satisfied with the time they had to wait for an appointment	1	1	N/A	87.1%	83.8%	87.6%

* This is based on patients treated on this contract for their most recent course of treatment.

Figures in italics indicate the base number of FP17s or Patient Questionnaire responses are less than 100. N/A is shown where the base number of responses is less than 10 during the period. % is calculated as Quantity/Base number*100

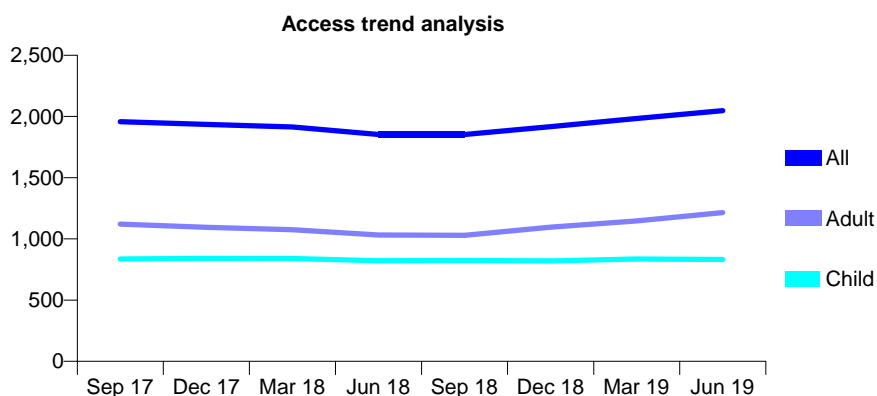
Q63 - Vital Signs At a Glance Contract Report for 273740/0003 - June 2019

Name or company name	MR J PATEL
Contract type name	GDS Contract
Purpose of contract	General and Orthodontic
Contract start date	01/10/2013
Contract end date	

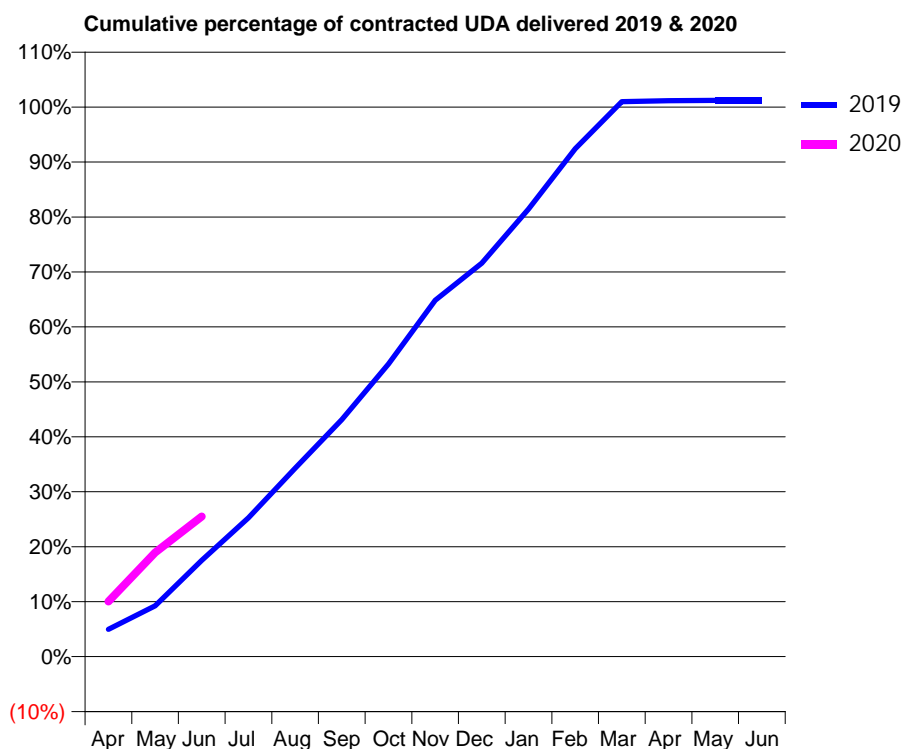
19/20 Contracted general activity (UDA)	4,500
Carry forward general activity (UDA)	0
19/20 Contracted orthodontic activity (UOA)	750
Carry forward orthodontic activity (UOA)	0
Baseline contract value	£155,674.31

ACCESS*

Patients seen in 24 months	Total	Change since previous quarter
Quarter ending June 2018	1,854	
Quarter ending September 2018	1,854	→
Quarter ending December 2018	1,917	↑
Quarter ending March 2019	1,983	↑
Quarter ending June 2019	2,047	↑
Variance since June 2018	10.4%	↑



ACTIVITY



Month	Adjusted Scheduled Activity (UDA)	
	2019	2020
April	224	451
May	416	852
June	789	1,147
July	1,137	
August	1,544	
September	1,940	
October	2,397	
November	2,918	
December	3,222	
January	3,665	
February	4,158	
March	4,545	
April	4,552	
May	4,555	
June	4,555	

QUALITY

	Quantity	Base Number	Contract	AT	Region	England
% of FP17s for the same patient ID Re-attending within 3 months - Children	21	251	8.4%	10.2%	11.9%	11.4%
% of FP17s for the same patient ID Re-attending within 3 months - Adults	38	276	13.8%	15.5%	17.2%	15.4%
% of FP17s for the same patient ID Re-attending between 3 & 9 months - Children	135	251	53.8%	50.1%	49.8%	59.8%
% of FP17s for the same patient ID Re-attending between 3 & 9 months - Adults	91	276	33.0%	39.4%	39.5%	52.1%
% of FP17s for Band 1 Urgent Courses	57	499	11.4%	10.5%	11.2%	9.2%
% of FP17s Relating to Free Repair or Replacements	0	499	0.0%	0.6%	0.5%	0.7%
% of FP17s Relating to Continuations	4	499	0.8%	0.8%	0.7%	0.8%
% of Patients satisfied with the dentistry they have received	2	2	N/A	91.0%	90.6%	93.4%
% of Patients satisfied with the time they had to wait for an appointment	2	2	N/A	87.1%	83.8%	87.6%

* This is based on patients treated on this contract for their most recent course of treatment. Figures in italics indicate the base number of FP17s or Patient Questionnaire responses are less than 100. N/A is shown where the base number of responses is less than 10 during the period. % is calculated as Quantity/Base number*100

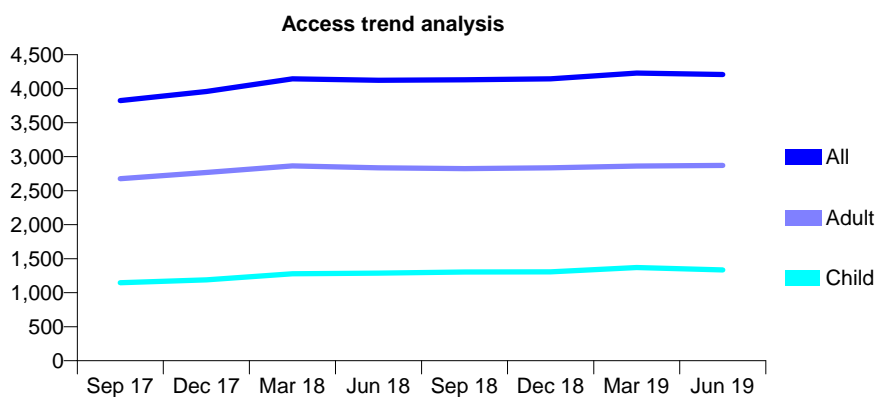
Q63 - Vital Signs At a Glance Contract Report for 274526/0001 - June 2019

Name or company name	O'Connors Partnership
Contract type name	GDS Contract
Purpose of contract	General
Contract start date	01/04/2006
Contract end date	

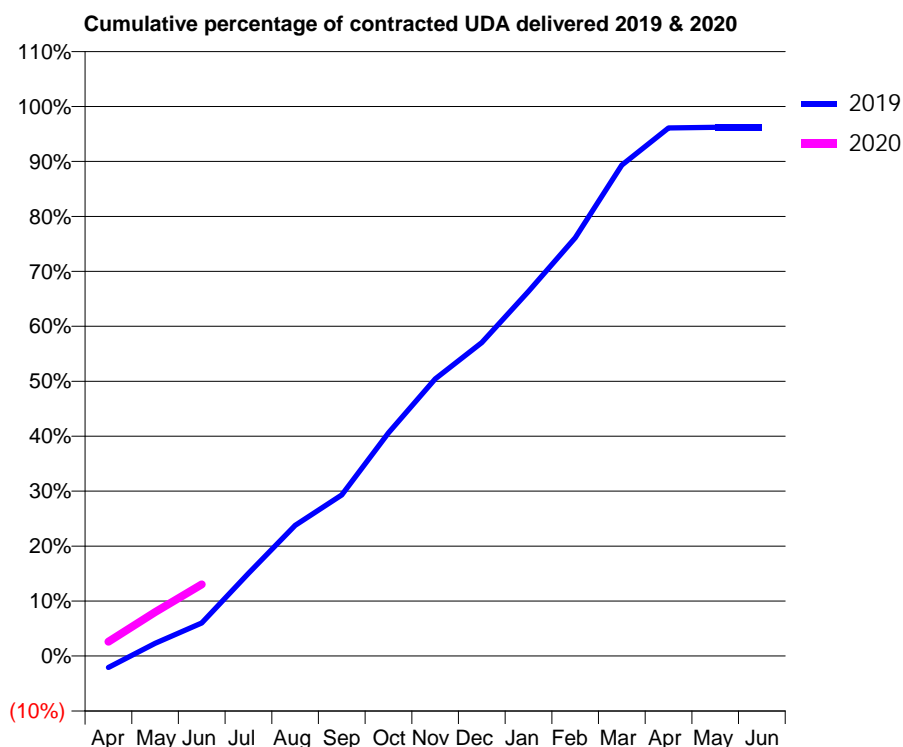
19/20 Contracted general activity (UDA)	13,409
Carry forward general activity (UDA)	0
19/20 Contracted orthodontic activity (UOA)	0
Carry forward orthodontic activity (UOA)	0
Baseline contract value	£436,066.41

ACCESS*

Patients seen in 24 months	Total	Change since previous quarter
Quarter ending June 2018	4,125	
Quarter ending September 2018	4,130	→
Quarter ending December 2018	4,144	→
Quarter ending March 2019	4,231	↑
Quarter ending June 2019	4,208	→
Variance since June 2018	2.0%	↑



ACTIVITY



Month	Adjusted Scheduled Activity (UDA)	
	2019	2020
April	-283	350
May	309	1,072
June	809	1,749
July	2,014	
August	3,190	
September	3,932	
October	5,446	
November	6,764	
December	7,649	
January	8,898	
February	10,204	
March	11,979	
April	12,883	
May	12,900	
June	12,899	

QUALITY

	Quantity	Base Number	Contract	AT	Region	England
% of FP17s for the same patient ID Re-attending within 3 months - Children	22	344	6.4%	10.2%	11.9%	11.4%
% of FP17s for the same patient ID Re-attending within 3 months - Adults	97	659	14.7%	15.5%	17.2%	15.4%
% of FP17s for the same patient ID Re-attending between 3 & 9 months - Children	150	344	43.6%	50.1%	49.8%	59.8%
% of FP17s for the same patient ID Re-attending between 3 & 9 months - Adults	240	659	36.4%	39.4%	39.5%	52.1%
% of FP17s for Band 1 Urgent Courses	101	731	13.8%	10.5%	11.2%	9.2%
% of FP17s Relating to Free Repair or Replacements	4	731	0.5%	0.6%	0.5%	0.7%
% of FP17s Relating to Continuations	10	731	1.4%	0.8%	0.7%	0.8%
% of Patients satisfied with the dentistry they have received	0	0	N/A	91.0%	90.6%	93.4%
% of Patients satisfied with the time they had to wait for an appointment	0	0	N/A	87.1%	83.8%	87.6%

* This is based on patients treated on this contract for their most recent course of treatment. Figures in italics indicate the base number of FP17s or Patient Questionnaire responses are less than 100. N/A is shown where the base number of responses is less than 10 during the period. % is calculated as Quantity/Base number*100

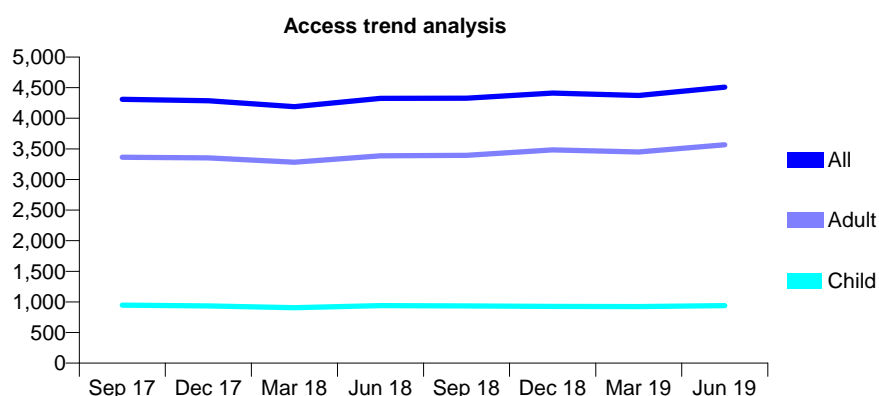
Q63 - Vital Signs At a Glance Contract Report for 276928/0001 - June 2019

Name or company name	MS T SINGH
Contract type name	GDS Contract
Purpose of contract	General
Contract start date	01/09/2013
Contract end date	

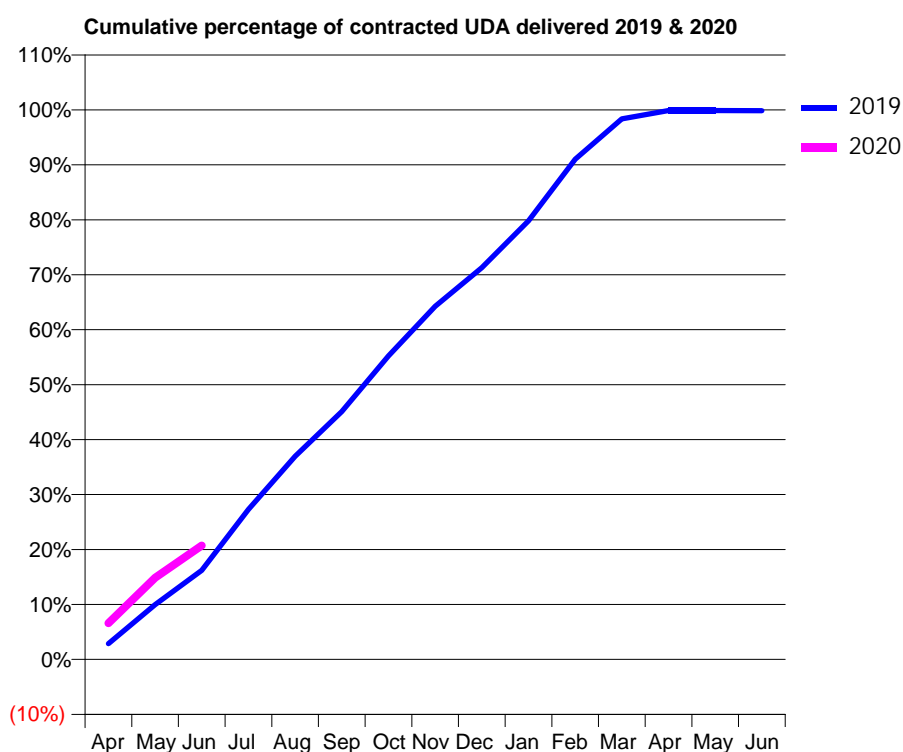
19/20 Contracted general activity (UDA)	17,743
Carry forward general activity (UDA)	0
19/20 Contracted orthodontic activity (UOA)	0
Carry forward orthodontic activity (UOA)	0
Baseline contract value	£509,153.90

ACCESS*

Patients seen in 24 months	Total	Change since previous quarter
Quarter ending June 2018	4,325	
Quarter ending September 2018	4,328	→
Quarter ending December 2018	4,413	→
Quarter ending March 2019	4,374	→
Quarter ending June 2019	4,508	↑
Variance since June 2018	4.2%	↑



ACTIVITY



Month	2019	2020
April	512	1,169
May	1,771	2,637
June	2,874	3,676
July	4,848	
August	6,559	
September	8,003	
October	9,801	
November	11,404	
December	12,649	
January	14,159	
February	16,148	
March	17,451	
April	17,720	
May	17,720	
June	17,717	

QUALITY

	Quantity	Base Number	Contract	AT	Region	England
% of FP17s for the same patient ID Re-attending within 3 months - Children	22	273	8.1%	10.2%	11.9%	11.4%
% of FP17s for the same patient ID Re-attending within 3 months - Adults	184	971	18.9%	15.5%	17.2%	15.4%
% of FP17s for the same patient ID Re-attending between 3 & 9 months - Children	119	273	43.6%	50.1%	49.8%	59.8%
% of FP17s for the same patient ID Re-attending between 3 & 9 months - Adults	376	971	38.7%	39.4%	39.5%	52.1%
% of FP17s for Band 1 Urgent Courses	174	1,180	14.7%	10.5%	11.2%	9.2%
% of FP17s Relating to Free Repair or Replacements	14	1,180	1.2%	0.6%	0.5%	0.7%
% of FP17s Relating to Continuations	20	1,180	1.7%	0.8%	0.7%	0.8%
% of Patients satisfied with the dentistry they have received	1	2	N/A	91.0%	90.6%	93.4%
% of Patients satisfied with the time they had to wait for an appointment	1	2	N/A	87.1%	83.8%	87.6%

* This is based on patients treated on this contract for their most recent course of treatment. Figures in italics indicate the base number of FP17s or Patient Questionnaire responses are less than 100. N/A is shown where the base number of responses is less than 10 during the period. % is calculated as Quantity/Base number*100

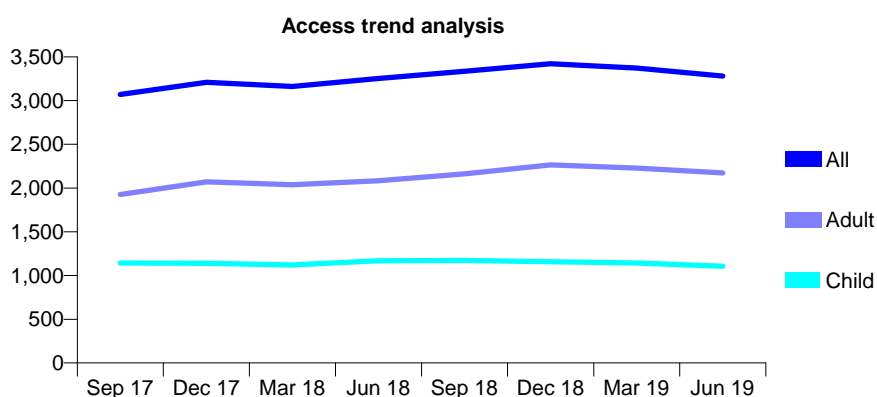
Q63 - Vital Signs At a Glance Contract Report for 280038/0001 - June 2019

Name or company name	MR M MOHSEN
Contract type name	GDS Contract
Purpose of contract	General
Contract start date	12/07/2008
Contract end date	

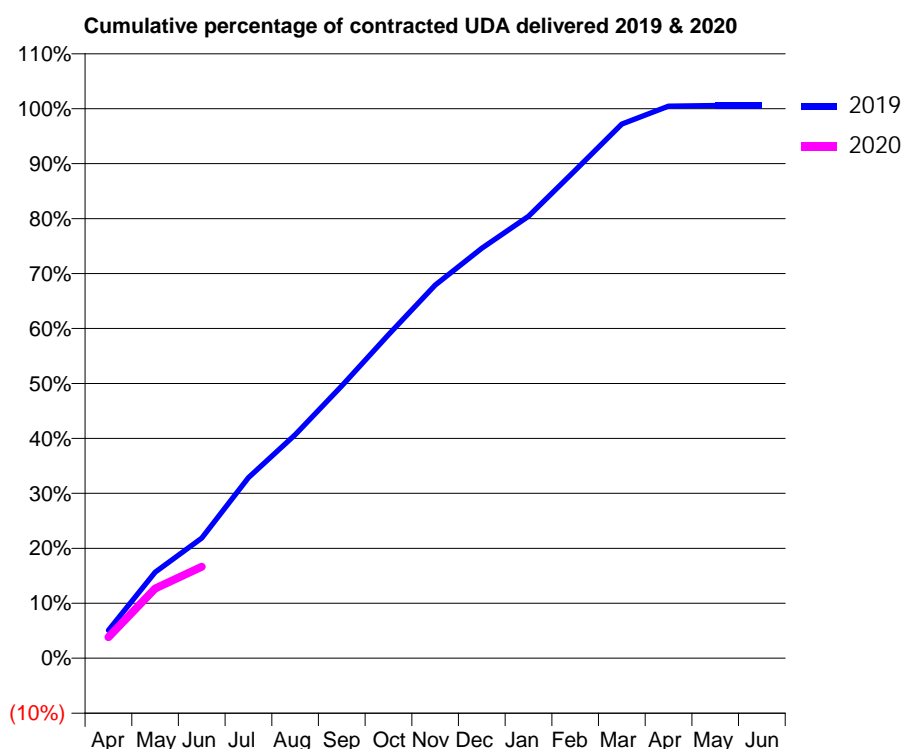
19/20 Contracted general activity (UDA)	7,200
Carry forward general activity (UDA)	0
19/20 Contracted orthodontic activity (UOA)	0
Carry forward orthodontic activity (UOA)	0
Baseline contract value	£227,670.12

ACCESS*

Patients seen in 24 months	Total	Change since previous quarter
Quarter ending June 2018	3,253	
Quarter ending September 2018	3,334	↑
Quarter ending December 2018	3,422	↑
Quarter ending March 2019	3,371	↓
Quarter ending June 2019	3,280	↓
Variance since June 2018	0.8%	→



ACTIVITY



Month	Adjusted Scheduled Activity (UDA)	
	2019	2020
April	366	275
May	1,128	914
June	1,574	1,198
July	2,367	
August	2,930	
September	3,566	
October	4,239	
November	4,888	
December	5,370	
January	5,789	
February	6,392	
March	6,998	
April	7,232	
May	7,241	
June	7,241	

QUALITY

	Quantity	Base Number	Contract	AT	Region	England
% of FP17s for the same patient ID Re-attending within 3 months - Children	8	243	3.3%	10.2%	11.9%	11.4%
% of FP17s for the same patient ID Re-attending within 3 months - Adults	36	445	8.1%	15.5%	17.2%	15.4%
% of FP17s for the same patient ID Re-attending between 3 & 9 months - Children	110	243	45.3%	50.1%	49.8%	59.8%
% of FP17s for the same patient ID Re-attending between 3 & 9 months - Adults	168	445	37.8%	39.4%	39.5%	52.1%
% of FP17s for Band 1 Urgent Courses	30	562	5.3%	10.5%	11.2%	9.2%
% of FP17s Relating to Free Repair or Replacements	2	562	0.4%	0.6%	0.5%	0.7%
% of FP17s Relating to Continuations	1	562	0.2%	0.8%	0.7%	0.8%
% of Patients satisfied with the dentistry they have received	1	1	N/A	91.0%	90.6%	93.4%
% of Patients satisfied with the time they had to wait for an appointment	1	1	N/A	87.1%	83.8%	87.6%

* This is based on patients treated on this contract for their most recent course of treatment.

Figures in italics indicate the base number of FP17s or Patient Questionnaire responses are less than 100. N/A is shown where the base number of responses is less than 10 during the period. % is calculated as Quantity/Base number*100

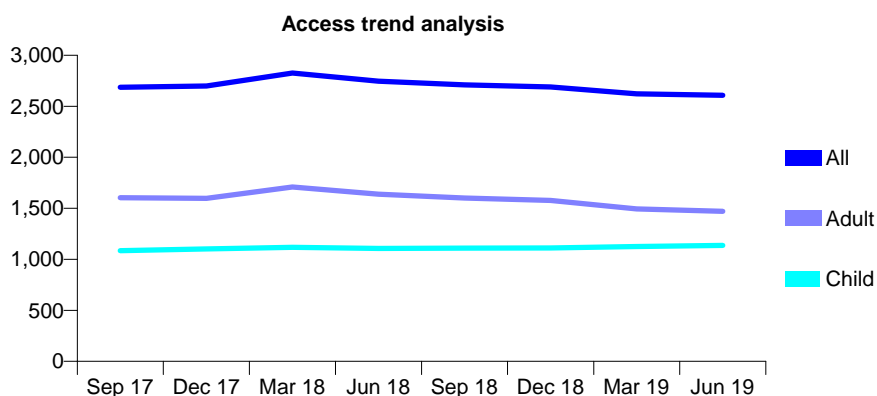
Q63 - Vital Signs At a Glance Contract Report for 283460/0002 - June 2019

Name or company name	MR S KAMYAB
Contract type name	GDS Contract
Purpose of contract	General
Contract start date	01/11/2008
Contract end date	

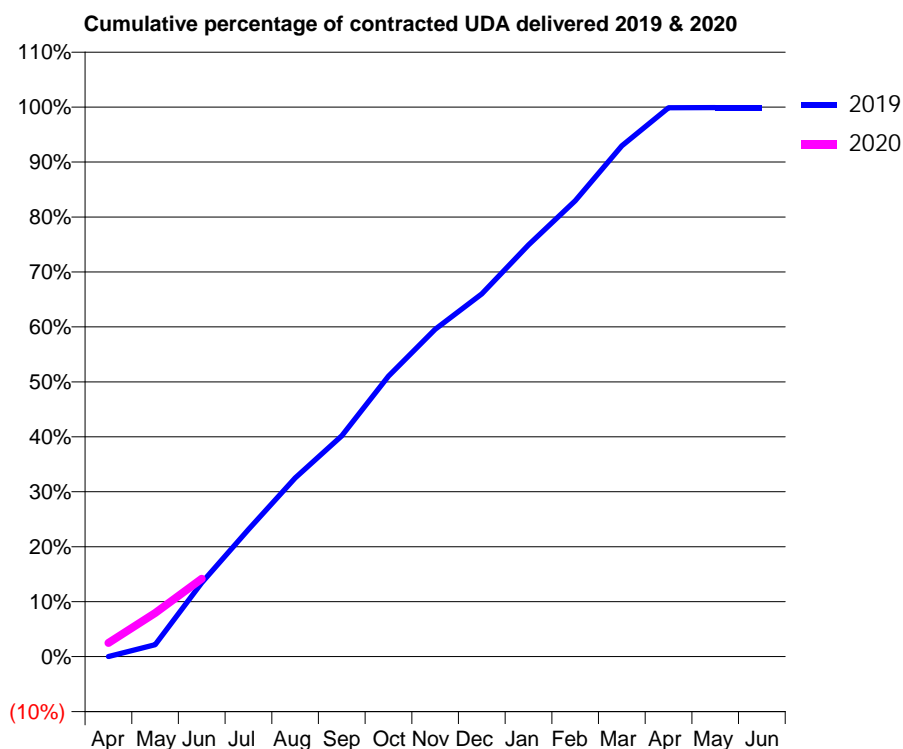
19/20 Contracted general activity (UDA)	11,565
Carry forward general activity (UDA)	0
19/20 Contracted orthodontic activity (UOA)	0
Carry forward orthodontic activity (UOA)	0
Baseline contract value	£350,682.34

ACCESS*

Patients seen in 24 months	Total	Change since previous quarter
Quarter ending June 2018	2,746	
Quarter ending September 2018	2,709	↓
Quarter ending December 2018	2,689	→
Quarter ending March 2019	2,621	↓
Quarter ending June 2019	2,608	→
Variance since June 2018	(5.0%)	↓



ACTIVITY



Month	Adjusted Scheduled Activity (UDA)	
	2019	2020
April	-3	286
May	252	920
June	1,553	1,641
July	2,677	
August	3,762	
September	4,647	
October	5,905	
November	6,889	
December	7,632	
January	8,665	
February	9,594	
March	10,750	
April	11,550	
May	11,553	
June	11,553	

QUALITY

	Quantity	Base Number	Contract	AT	Region	England
% of FP17s for the same patient ID Re-attending within 3 months - Children	22	310	7.1%	10.2%	11.9%	11.4%
% of FP17s for the same patient ID Re-attending within 3 months - Adults	44	241	18.3%	15.5%	17.2%	15.4%
% of FP17s for the same patient ID Re-attending between 3 & 9 months - Children	117	310	37.7%	50.1%	49.8%	59.8%
% of FP17s for the same patient ID Re-attending between 3 & 9 months - Adults	77	241	32.0%	39.4%	39.5%	52.1%
% of FP17s for Band 1 Urgent Courses	49	395	12.4%	10.5%	11.2%	9.2%
% of FP17s Relating to Free Repair or Replacements	0	395	0.0%	0.6%	0.5%	0.7%
% of FP17s Relating to Continuations	2	395	0.5%	0.8%	0.7%	0.8%
% of Patients satisfied with the dentistry they have received	1	1	N/A	91.0%	90.6%	93.4%
% of Patients satisfied with the time they had to wait for an appointment	1	1	N/A	87.1%	83.8%	87.6%

* This is based on patients treated on this contract for their most recent course of treatment. Figures in italics indicate the base number of FP17s or Patient Questionnaire responses are less than 100. N/A is shown where the base number of responses is less than 10 during the period. % is calculated as Quantity/Base number*100

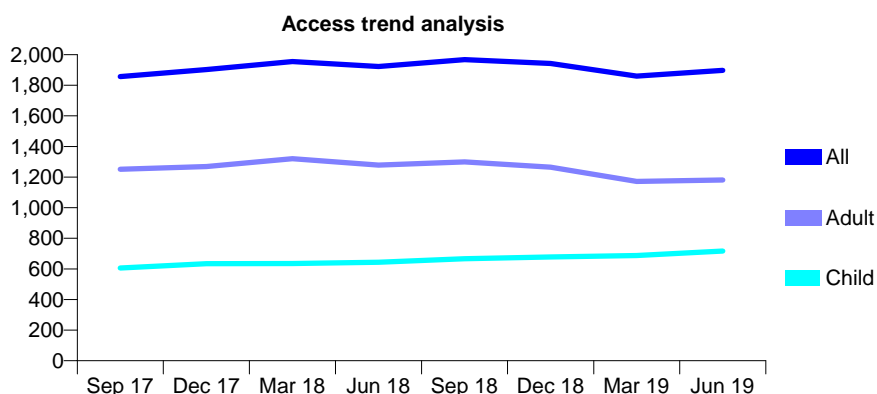
Q63 - Vital Signs At a Glance Contract Report for 283460/0004 - June 2019

Name or company name	MR S KAMYAB
Contract type name	GDS Contract
Purpose of contract	General
Contract start date	01/04/2011
Contract end date	

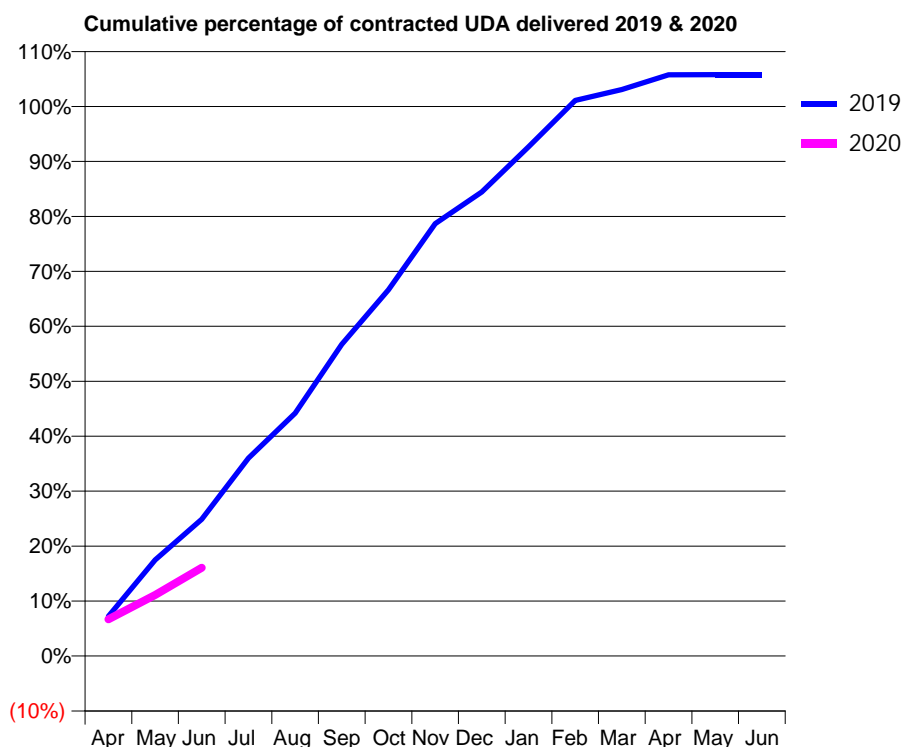
19/20 Contracted general activity (UDA)	6,095
Carry forward general activity (UDA)	0
19/20 Contracted orthodontic activity (UOA)	0
Carry forward orthodontic activity (UOA)	0
Baseline contract value	£221,901.94

ACCESS*

Patients seen in 24 months	Total	Change since previous quarter
Quarter ending June 2018	1,923	
Quarter ending September 2018	1,967	↑
Quarter ending December 2018	1,943	↓
Quarter ending March 2019	1,860	↓
Quarter ending June 2019	1,898	↑
Variance since June 2018	(1.3%)	↓



ACTIVITY



Month	Adjusted Scheduled Activity (UDA)	
	2019	2020
April	442	407
May	1,065	678
June	1,517	979
July	2,196	
August	2,694	
September	3,457	
October	4,063	
November	4,796	
December	5,147	
January	5,648	
February	6,162	
March	6,283	
April	6,446	
May	6,448	
June	6,448	

QUALITY

	Quantity	Base Number	Contract	AT	Region	England
% of FP17s for the same patient ID Re-attending within 3 months - Children	14	223	6.3%	10.2%	11.9%	11.4%
% of FP17s for the same patient ID Re-attending within 3 months - Adults	39	185	21.1%	15.5%	17.2%	15.4%
% of FP17s for the same patient ID Re-attending between 3 & 9 months - Children	115	223	51.6%	50.1%	49.8%	59.8%
% of FP17s for the same patient ID Re-attending between 3 & 9 months - Adults	71	185	38.4%	39.4%	39.5%	52.1%
% of FP17s for Band 1 Urgent Courses	37	347	10.7%	10.5%	11.2%	9.2%
% of FP17s Relating to Free Repair or Replacements	0	347	0.0%	0.6%	0.5%	0.7%
% of FP17s Relating to Continuations	0	347	0.0%	0.8%	0.7%	0.8%
% of Patients satisfied with the dentistry they have received	1	1	N/A	91.0%	90.6%	93.4%
% of Patients satisfied with the time they had to wait for an appointment	1	1	N/A	87.1%	83.8%	87.6%

* This is based on patients treated on this contract for their most recent course of treatment. Figures in italics indicate the base number of FP17s or Patient Questionnaire responses are less than 100. N/A is shown where the base number of responses is less than 10 during the period. % is calculated as Quantity/Base number*100

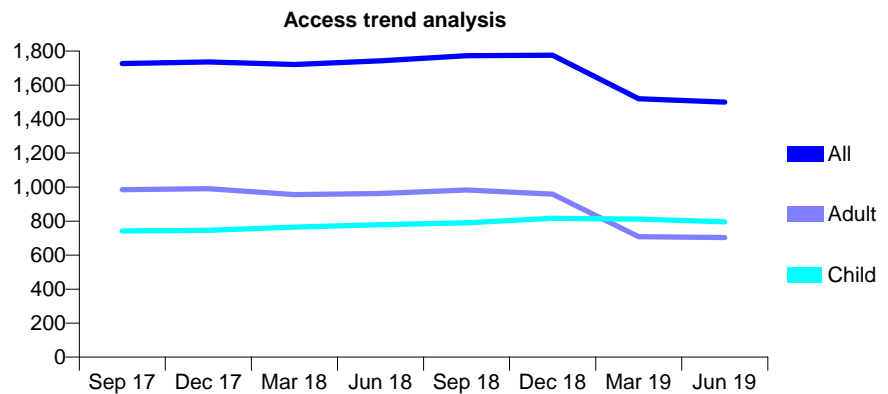
Q63 - Vital Signs At a Glance Contract Report for 283460/0005 - June 2019

Name or company name	MR S KAMYAB
Contract type name	GDS Contract
Purpose of contract	General
Contract start date	01/04/2012
Contract end date	

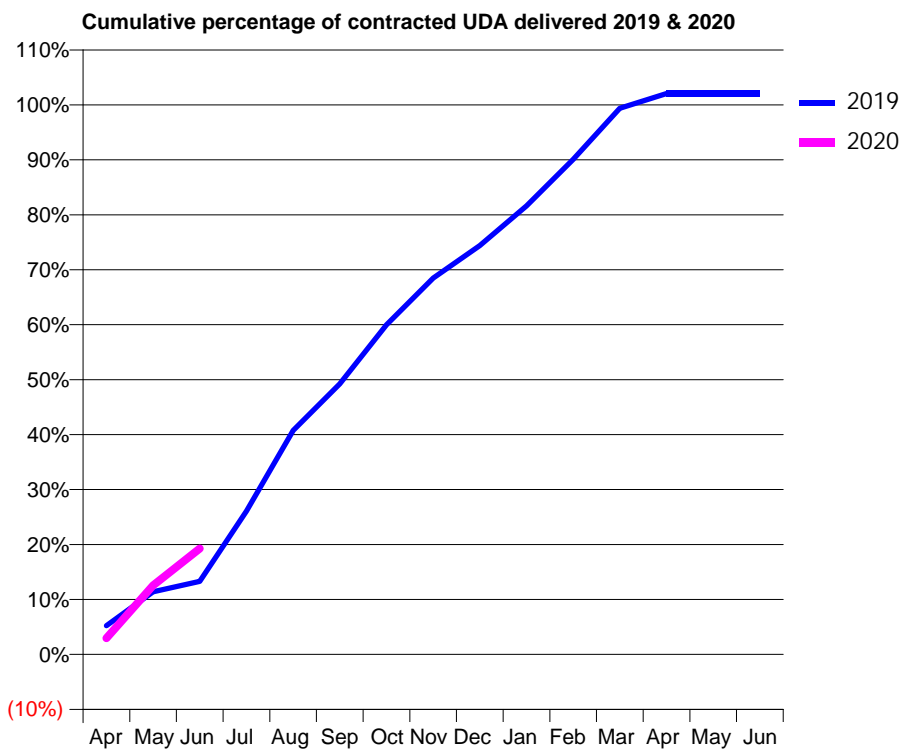
19/20 Contracted general activity (UDA)	5,416
Carry forward general activity (UDA)	0
19/20 Contracted orthodontic activity (UOA)	0
Carry forward orthodontic activity (UOA)	0
Baseline contract value	£128,195.56

ACCESS*

Patients seen in 24 months	Total	Change since previous quarter
Quarter ending June 2018	1,742	
Quarter ending September 2018	1,773	→
Quarter ending December 2018	1,775	→
Quarter ending March 2019	1,520	↓
Quarter ending June 2019	1,500	↓
Variance since June 2018	(13.9%)	↓



ACTIVITY



Month	2019	2020
April	283	161
May	617	681
June	721	1,044
July	1,413	
August	2,208	
September	2,666	
October	3,248	
November	3,709	
December	4,029	
January	4,421	
February	4,880	
March	5,382	
April	5,527	
May	5,527	
June	5,527	

QUALITY

	Quantity	Base Number	Contract	AT	Region	England
% of FP17s for the same patient ID Re-attending within 3 months - Children	11	223	4.9%	10.2%	11.9%	11.4%
% of FP17s for the same patient ID Re-attending within 3 months - Adults	20	137	14.6%	15.5%	17.2%	15.4%
% of FP17s for the same patient ID Re-attending between 3 & 9 months - Children	135	223	60.5%	50.1%	49.8%	59.8%
% of FP17s for the same patient ID Re-attending between 3 & 9 months - Adults	54	137	39.4%	39.4%	39.5%	52.1%
% of FP17s for Band 1 Urgent Courses	24	315	7.6%	10.5%	11.2%	9.2%
% of FP17s Relating to Free Repair or Replacements	0	315	0.0%	0.6%	0.5%	0.7%
% of FP17s Relating to Continuations	0	315	0.0%	0.8%	0.7%	0.8%
% of Patients satisfied with the dentistry they have received	2	2	N/A	91.0%	90.6%	93.4%
% of Patients satisfied with the time they had to wait for an appointment	2	2	N/A	87.1%	83.8%	87.6%

* This is based on patients treated on this contract for their most recent course of treatment. Figures in italics indicate the base number of FP17s or Patient Questionnaire responses are less than 100. N/A is shown where the base number of responses is less than 10 during the period. % is calculated as Quantity/Base number*100

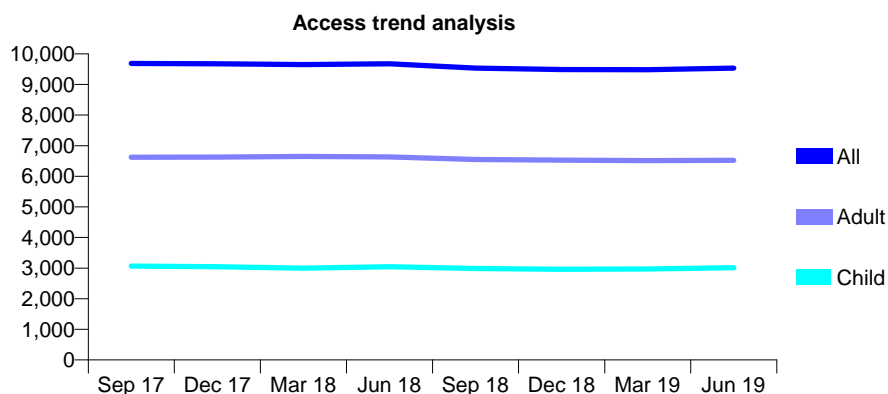
Q63 - Vital Signs At a Glance Contract Report for 287881/0001 - June 2019

Name or company name	MR AR PATEL
Contract type name	GDS Contract
Purpose of contract	General
Contract start date	01/05/2015
Contract end date	

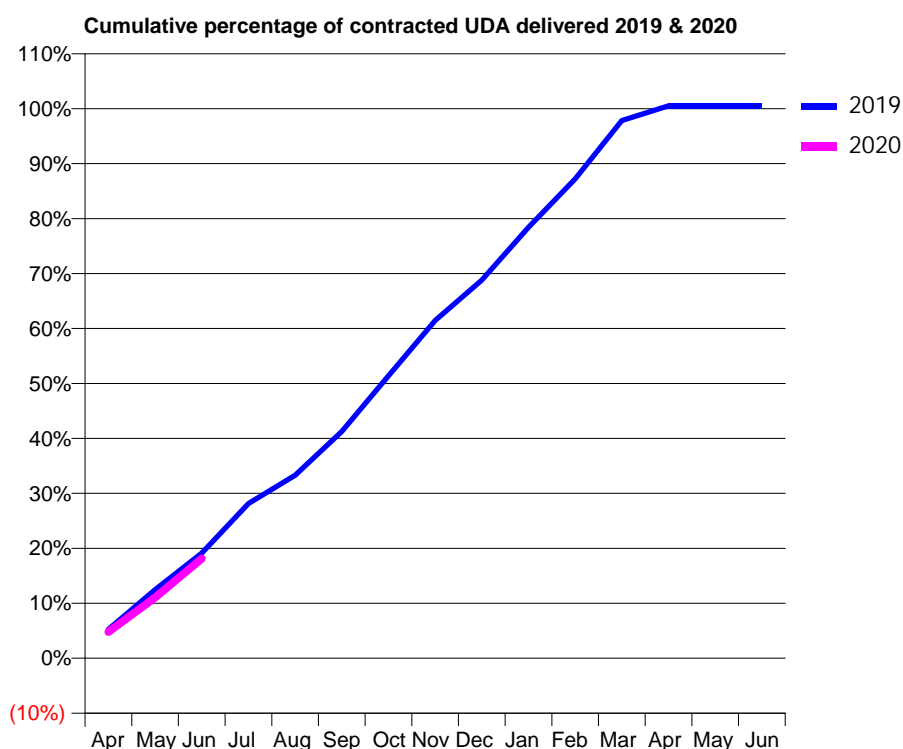
19/20 Contracted general activity (UDA)	26,220
Carry forward general activity (UDA)	0
19/20 Contracted orthodontic activity (UOA)	0
Carry forward orthodontic activity (UOA)	0
Baseline contract value	£896,658.40

ACCESS*

Patients seen in 24 months	Total	Change since previous quarter
Quarter ending June 2018	9,677	
Quarter ending September 2018	9,535	↓
Quarter ending December 2018	9,487	→
Quarter ending March 2019	9,485	→
Quarter ending June 2019	9,534	→
Variance since June 2018	(1.5%)	↓



ACTIVITY



Month	2019	2020
April	1,379	1,254
May	3,274	2,896
June	5,016	4,759
July	7,384	
August	8,732	
September	10,812	
October	13,475	
November	16,113	
December	18,039	
January	20,562	
February	22,870	
March	25,649	
April	26,360	
May	26,349	
June	26,354	

QUALITY

	Quantity	Base Number	Contract	AT	Region	England
% of FP17s for the same patient ID Re-attending within 3 months - Children	49	869	5.6%	10.2%	11.9%	11.4%
% of FP17s for the same patient ID Re-attending within 3 months - Adults	225	1,576	14.3%	15.5%	17.2%	15.4%
% of FP17s for the same patient ID Re-attending between 3 & 9 months - Children	447	869	51.4%	50.1%	49.8%	59.8%
% of FP17s for the same patient ID Re-attending between 3 & 9 months - Adults	636	1,576	40.4%	39.4%	39.5%	52.1%
% of FP17s for Band 1 Urgent Courses	220	2,136	10.3%	10.5%	11.2%	9.2%
% of FP17s Relating to Free Repair or Replacements	9	2,136	0.4%	0.6%	0.5%	0.7%
% of FP17s Relating to Continuations	11	2,136	0.5%	0.8%	0.7%	0.8%
% of Patients satisfied with the dentistry they have received	3	3	N/A	91.0%	90.6%	93.4%
% of Patients satisfied with the time they had to wait for an appointment	3	3	N/A	87.1%	83.8%	87.6%

* This is based on patients treated on this contract for their most recent course of treatment.

Figures in italics indicate the base number of FP17s or Patient Questionnaire responses are less than 100. N/A is shown where the base number of responses is less than 10 during the period. % is calculated as Quantity/Base number*100

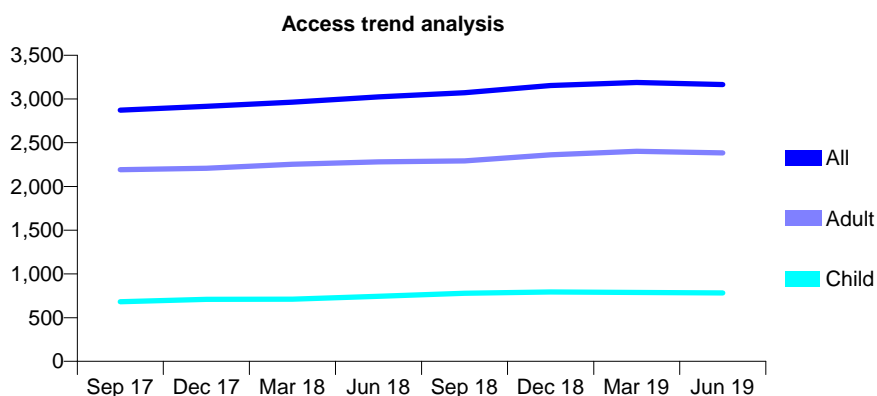
Q63 - Vital Signs At a Glance Contract Report for 299758/0001 - June 2019

Name or company name	MR AJ MEHTA
Contract type name	GDS Contract
Purpose of contract	General
Contract start date	01/10/2010
Contract end date	

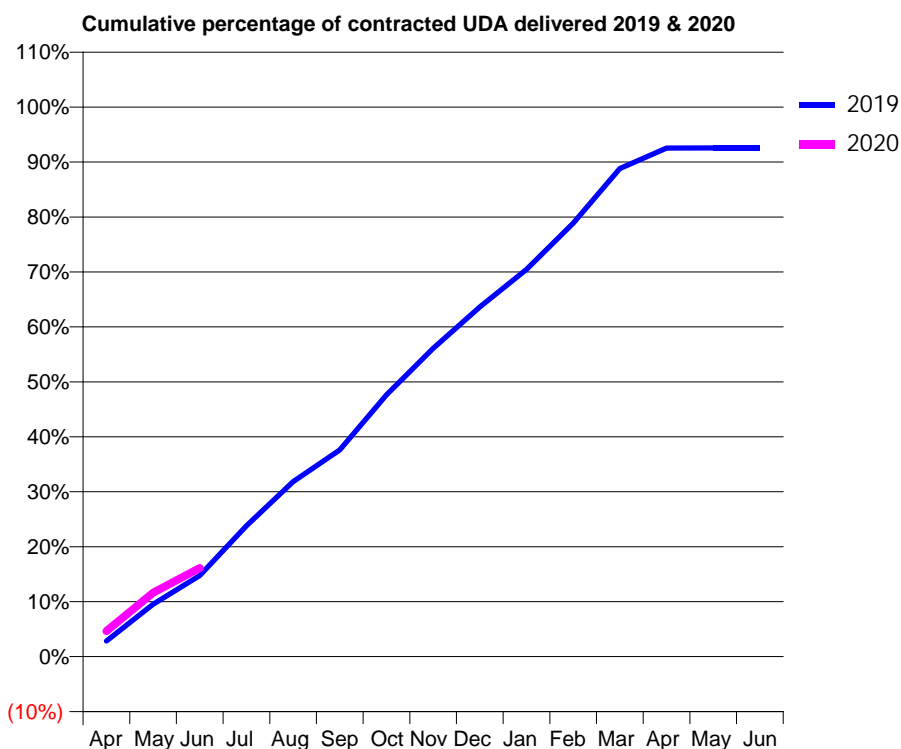
19/20 Contracted general activity (UDA)	9,243
Carry forward general activity (UDA)	0
19/20 Contracted orthodontic activity (UOA)	0
Carry forward orthodontic activity (UOA)	0
Baseline contract value	£304,656.89

ACCESS*

Patients seen in 24 months	Total	Change since previous quarter
Quarter ending June 2018	3,024	
Quarter ending September 2018	3,072	→
Quarter ending December 2018	3,155	↑
Quarter ending March 2019	3,189	→
Quarter ending June 2019	3,166	→
Variance since June 2018	4.7%	↑



ACTIVITY



Month	Adjusted Scheduled Activity (UDA)	
	2019	2020
April	263	429
May	884	1,074
June	1,364	1,489
July	2,201	
August	2,945	
September	3,477	
October	4,402	
November	5,186	
December	5,881	
January	6,513	
February	7,291	
March	8,208	
April	8,554	
May	8,557	
June	8,557	

QUALITY

	Quantity	Base Number	Contract	AT	Region	England
% of FP17s for the same patient ID Re-attending within 3 months - Children	17	230	7.4%	10.2%	11.9%	11.4%
% of FP17s for the same patient ID Re-attending within 3 months - Adults	125	649	19.3%	15.5%	17.2%	15.4%
% of FP17s for the same patient ID Re-attending between 3 & 9 months - Children	122	230	53.0%	50.1%	49.8%	59.8%
% of FP17s for the same patient ID Re-attending between 3 & 9 months - Adults	272	649	41.9%	39.4%	39.5%	52.1%
% of FP17s for Band 1 Urgent Courses	147	749	19.6%	10.5%	11.2%	9.2%
% of FP17s Relating to Free Repair or Replacements	5	749	0.7%	0.6%	0.5%	0.7%
% of FP17s Relating to Continuations	8	749	1.1%	0.8%	0.7%	0.8%
% of Patients satisfied with the dentistry they have received	2	3	N/A	91.0%	90.6%	93.4%
% of Patients satisfied with the time they had to wait for an appointment	3	3	N/A	87.1%	83.8%	87.6%

* This is based on patients treated on this contract for their most recent course of treatment. Figures in italics indicate the base number of FP17s or Patient Questionnaire responses are less than 100. N/A is shown where the base number of responses is less than 10 during the period. % is calculated as Quantity/Base number*100

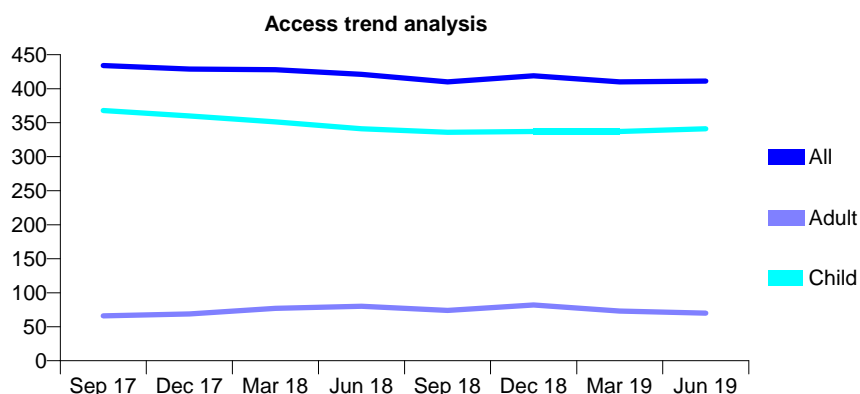
Q63 - Vital Signs At a Glance Contract Report for 303631/0001 - June 2019

Name or company name	MRS BS OWEN
Contract type name	GDS Contract
Purpose of contract	General
Contract start date	01/02/2015
Contract end date	

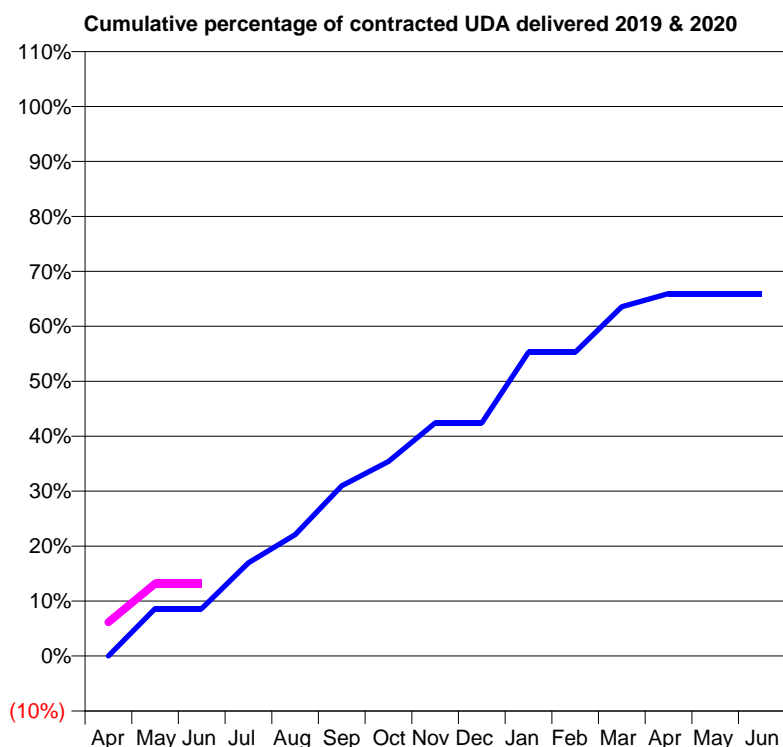
19/20 Contracted general activity (UDA)	1,200
Carry forward general activity (UDA)	0
19/20 Contracted orthodontic activity (UOA)	0
Carry forward orthodontic activity (UOA)	0
Baseline contract value	£32,080.08

ACCESS*

Patients seen in 24 months	Total	Change since previous quarter
Quarter ending June 2018	421	
Quarter ending September 2018	410	↓
Quarter ending December 2018	419	↑
Quarter ending March 2019	410	↓
Quarter ending June 2019	411	→
Variance since June 2018	(2.4%)	↓



ACTIVITY



Month	Adjusted Scheduled Activity (UDA)	
	2019	2020
April	0	74
May	104	158
June	104	158
July	204	
August	265	
September	372	
October	425	
November	509	
December	509	
January	664	
February	664	
March	763	
April	791	
May	791	
June	791	

QUALITY

	Quantity	Base Number	Contract	AT	Region	England
% of FP17s for the same patient ID Re-attending within 3 months - Children	4	103	3.9%	10.2%	11.9%	11.4%
% of FP17s for the same patient ID Re-attending within 3 months - Adults	1	9	11.1%	15.5%	17.2%	15.4%
% of FP17s for the same patient ID Re-attending between 3 & 9 months - Children	55	103	53.4%	50.1%	49.8%	59.8%
% of FP17s for the same patient ID Re-attending between 3 & 9 months - Adults	4	9	44.4%	39.4%	39.5%	52.1%
% of FP17s for Band 1 Urgent Courses	1	92	1.1%	10.5%	11.2%	9.2%
% of FP17s Relating to Free Repair or Replacements	0	92	0.0%	0.6%	0.5%	0.7%
% of FP17s Relating to Continuations	1	92	1.1%	0.8%	0.7%	0.8%
% of Patients satisfied with the dentistry they have received	0	0	N/A	91.0%	90.6%	93.4%
% of Patients satisfied with the time they had to wait for an appointment	0	0	N/A	87.1%	83.8%	87.6%

* This is based on patients treated on this contract for their most recent course of treatment. Figures in italics indicate the base number of FP17s or Patient Questionnaire responses are less than 100. N/A is shown where the base number of responses is less than 10 during the period. % is calculated as Quantity/Base number*100

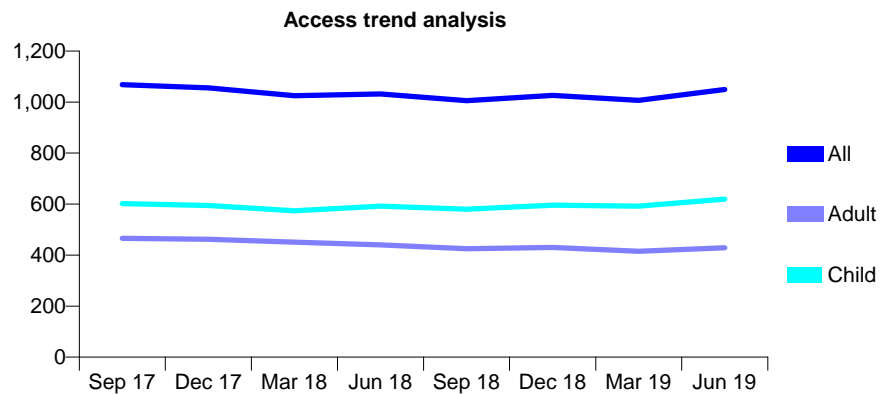
Q63 - Vital Signs At a Glance Contract Report for 304336/0003 - June 2019

Name or company name	MR PA NORTON
Contract type name	GDS Contract
Purpose of contract	General
Contract start date	01/04/2006
Contract end date	

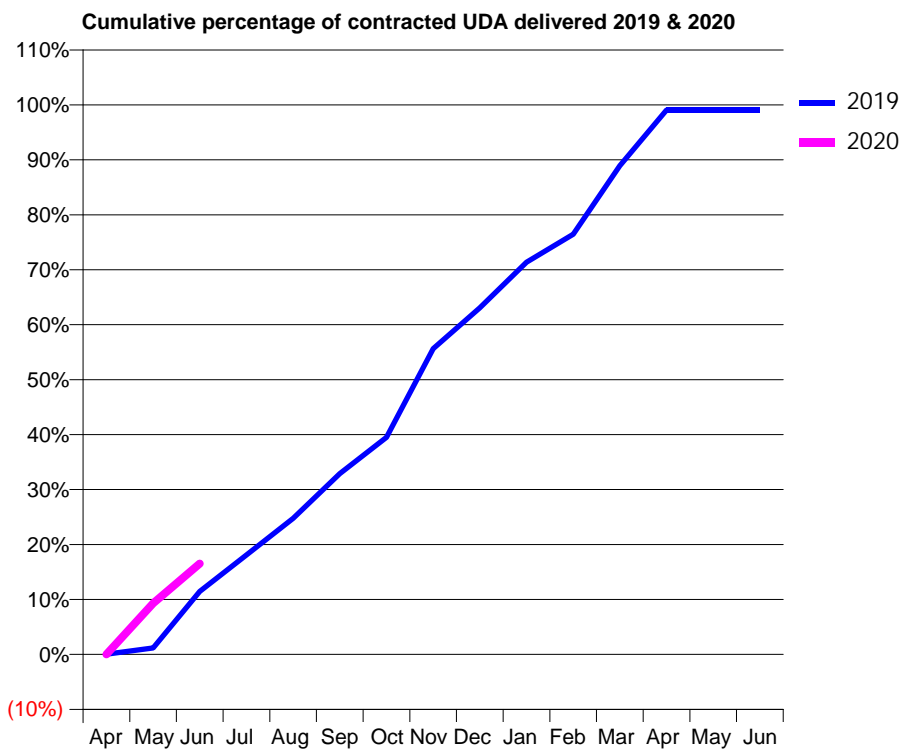
19/20 Contracted general activity (UDA)	2,104
Carry forward general activity (UDA)	0
19/20 Contracted orthodontic activity (UOA)	0
Carry forward orthodontic activity (UOA)	0
Baseline contract value	£59,039.01

ACCESS*

Patients seen in 24 months	Total	Change since previous quarter
Quarter ending June 2018	1,032	
Quarter ending September 2018	1,005	↓
Quarter ending December 2018	1,026	↑
Quarter ending March 2019	1,007	↓
Quarter ending June 2019	1,049	↑
Variance since June 2018	1.6%	→



ACTIVITY



Month	Adjusted Scheduled Activity (UDA)	
	2019	2020
April	1	0
May	25	196
June	241	348
July	381	
August	521	
September	692	
October	831	
November	1,171	
December	1,327	
January	1,501	
February	1,609	
March	1,871	
April	2,084	
May	2,084	
June	2,084	

QUALITY

	Quantity	Base Number	Contract	AT	Region	England
% of FP17s for the same patient ID Re-attending within 3 months - Children	6	166	3.6%	10.2%	11.9%	11.4%
% of FP17s for the same patient ID Re-attending within 3 months - Adults	11	100	11.0%	15.5%	17.2%	15.4%
% of FP17s for the same patient ID Re-attending between 3 & 9 months - Children	55	166	33.1%	50.1%	49.8%	59.8%
% of FP17s for the same patient ID Re-attending between 3 & 9 months - Adults	31	100	31.0%	39.4%	39.5%	52.1%
% of FP17s for Band 1 Urgent Courses	6	176	3.4%	10.5%	11.2%	9.2%
% of FP17s Relating to Free Repair or Replacements	0	176	0.0%	0.6%	0.5%	0.7%
% of FP17s Relating to Continuations	0	176	0.0%	0.8%	0.7%	0.8%
% of Patients satisfied with the dentistry they have received	0	0	N/A	91.0%	90.6%	93.4%
% of Patients satisfied with the time they had to wait for an appointment	0	0	N/A	87.1%	83.8%	87.6%

* This is based on patients treated on this contract for their most recent course of treatment. Figures in italics indicate the base number of FP17s or Patient Questionnaire responses are less than 100. N/A is shown where the base number of responses is less than 10 during the period. % is calculated as Quantity/Base number*100

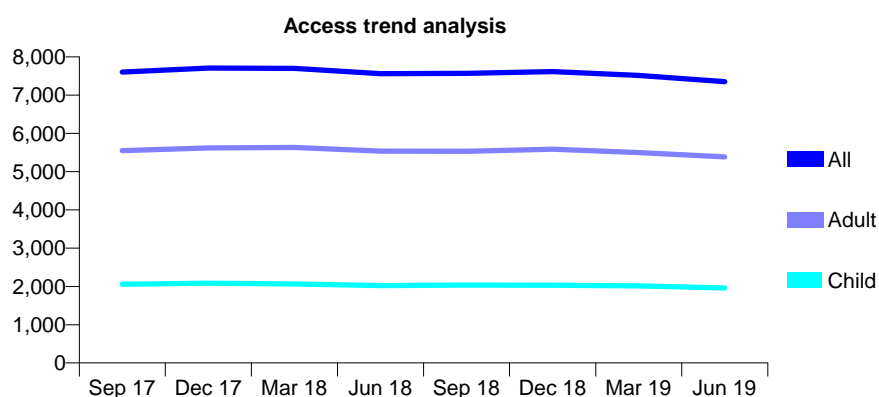
Q63 - Vital Signs At a Glance Contract Report for 304425/0002 - June 2019

Name or company name	Mr Sailesh Patel and Mr Chetan Patel
Contract type name	GDS Contract
Purpose of contract	General
Contract start date	03/09/2015
Contract end date	

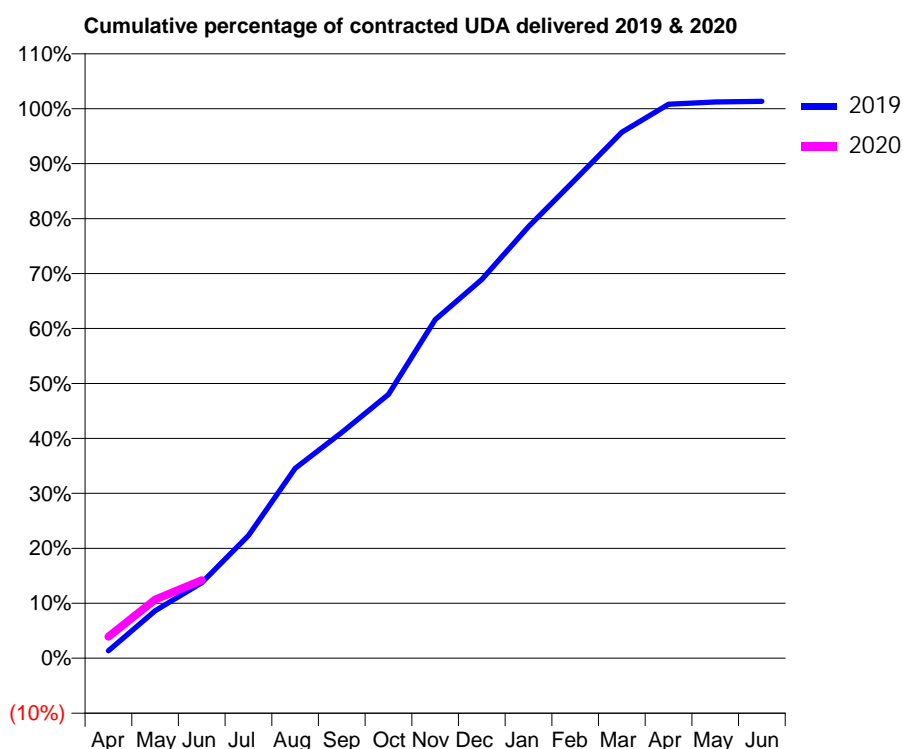
19/20 Contracted general activity (UDA)	18,833
Carry forward general activity (UDA)	0
19/20 Contracted orthodontic activity (UOA)	0
Carry forward orthodontic activity (UOA)	0
Baseline contract value	£574,271.82

ACCESS*

Patients seen in 24 months	Total	Change since previous quarter
Quarter ending June 2018	7,558	
Quarter ending September 2018	7,570	→
Quarter ending December 2018	7,616	→
Quarter ending March 2019	7,512	↓
Quarter ending June 2019	7,350	↓
Variance since June 2018	(2.8%)	↓



ACTIVITY



Month	2019	2020
April	253	736
May	1,626	2,009
June	2,582	2,674
July	4,204	
August	6,507	
September	7,733	
October	9,043	
November	11,600	
December	12,983	
January	14,791	
February	16,399	
March	18,028	
April	18,986	
May	19,061	
June	19,081	

QUALITY

	Quantity	Base Number	Contract	AT	Region	England
% of FP17s for the same patient ID Re-attending within 3 months - Children	27	419	6.4%	10.2%	11.9%	11.4%
% of FP17s for the same patient ID Re-attending within 3 months - Adults	161	1,089	14.8%	15.5%	17.2%	15.4%
% of FP17s for the same patient ID Re-attending between 3 & 9 months - Children	177	419	42.2%	50.1%	49.8%	59.8%
% of FP17s for the same patient ID Re-attending between 3 & 9 months - Adults	406	1,089	37.3%	39.4%	39.5%	52.1%
% of FP17s for Band 1 Urgent Courses	74	1,018	7.3%	10.5%	11.2%	9.2%
% of FP17s Relating to Free Repair or Replacements	15	1,018	1.5%	0.6%	0.5%	0.7%
% of FP17s Relating to Continuations	9	1,018	0.9%	0.8%	0.7%	0.8%
% of Patients satisfied with the dentistry they have received	2	3	N/A	91.0%	90.6%	93.4%
% of Patients satisfied with the time they had to wait for an appointment	3	3	N/A	87.1%	83.8%	87.6%

* This is based on patients treated on this contract for their most recent course of treatment.

Figures in italics indicate the base number of FP17s or Patient Questionnaire responses are less than 100. N/A is shown where the base number of responses is less than 10 during the period. % is calculated as Quantity/Base number*100

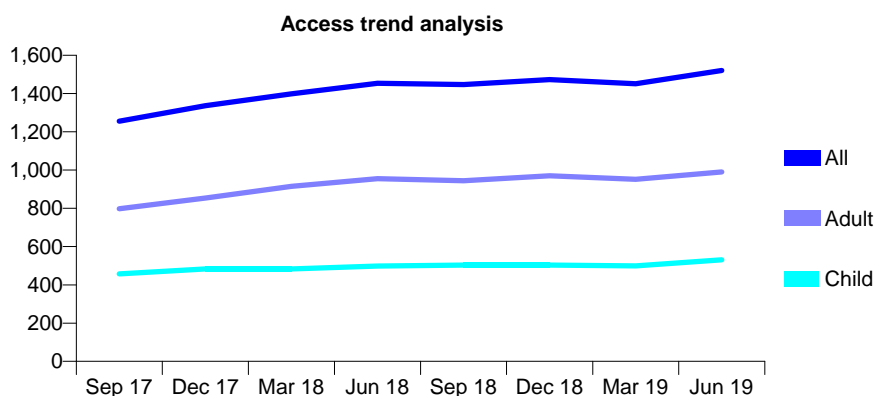
Q63 - Vital Signs At a Glance Contract Report for 305707/0002 - June 2019

Name or company name	MR A PAICE
Contract type name	GDS Contract
Purpose of contract	General
Contract start date	03/07/2007
Contract end date	

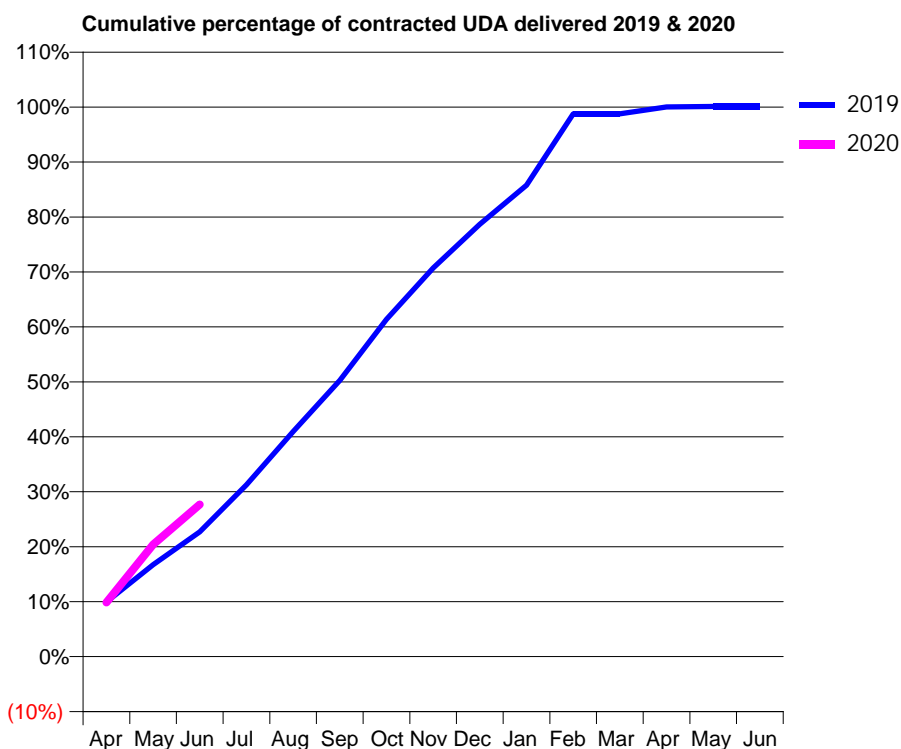
19/20 Contracted general activity (UDA)	2,999
Carry forward general activity (UDA)	0
19/20 Contracted orthodontic activity (UOA)	0
Carry forward orthodontic activity (UOA)	0
Baseline contract value	£94,430.93

ACCESS*

Patients seen in 24 months	Total	Change since previous quarter
Quarter ending June 2018	1,453	
Quarter ending September 2018	1,447	→
Quarter ending December 2018	1,473	→
Quarter ending March 2019	1,451	↓
Quarter ending June 2019	1,521	↑
Variance since June 2018	4.7%	↑



ACTIVITY



Month	Adjusted Scheduled Activity (UDA)	
	2019	2020
April	298	296
May	502	612
June	681	830
July	938	
August	1,228	
September	1,507	
October	1,841	
November	2,121	
December	2,359	
January	2,572	
February	2,962	
March	2,962	
April	3,000	
May	3,003	
June	3,003	

QUALITY

	Quantity	Base Number	Contract	AT	Region	England
% of FP17s for the same patient ID Re-attending within 3 months - Children	2	240	0.8%	10.2%	11.9%	11.4%
% of FP17s for the same patient ID Re-attending within 3 months - Adults	15	303	5.0%	15.5%	17.2%	15.4%
% of FP17s for the same patient ID Re-attending between 3 & 9 months - Children	137	240	57.1%	50.1%	49.8%	59.8%
% of FP17s for the same patient ID Re-attending between 3 & 9 months - Adults	167	303	55.1%	39.4%	39.5%	52.1%
% of FP17s for Band 1 Urgent Courses	20	530	3.8%	10.5%	11.2%	9.2%
% of FP17s Relating to Free Repair or Replacements	0	530	0.0%	0.6%	0.5%	0.7%
% of FP17s Relating to Continuations	0	530	0.0%	0.8%	0.7%	0.8%
% of Patients satisfied with the dentistry they have received	0	0	N/A	91.0%	90.6%	93.4%
% of Patients satisfied with the time they had to wait for an appointment	0	0	N/A	87.1%	83.8%	87.6%

* This is based on patients treated on this contract for their most recent course of treatment. Figures in italics indicate the base number of FP17s or Patient Questionnaire responses are less than 100. N/A is shown where the base number of responses is less than 10 during the period. % is calculated as Quantity/Base number*100

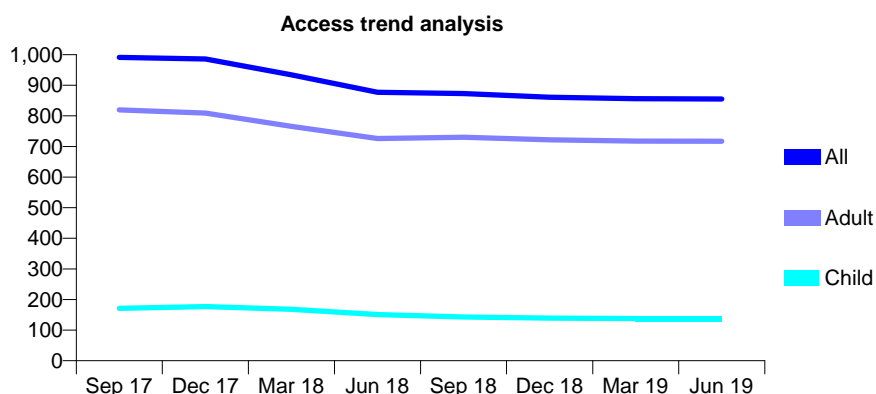
Q63 - Vital Signs At a Glance Contract Report for 319341/0001 - June 2019

Name or company name	MR AW MAINE
Contract type name	GDS Contract
Purpose of contract	General
Contract start date	01/04/2006
Contract end date	

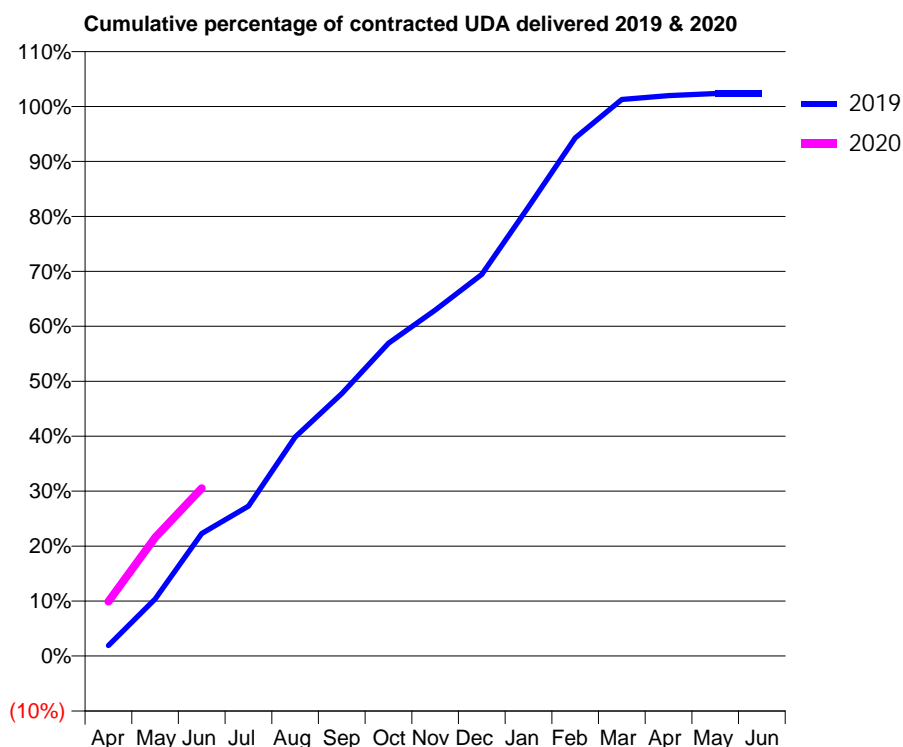
19/20 Contracted general activity (UDA)	2,259
Carry forward general activity (UDA)	0
19/20 Contracted orthodontic activity (UOA)	0
Carry forward orthodontic activity (UOA)	0
Baseline contract value	£70,376.97

ACCESS*

Patients seen in 24 months	Total	Change since previous quarter
Quarter ending June 2018	877	
Quarter ending September 2018	873	→
Quarter ending December 2018	861	↓
Quarter ending March 2019	856	→
Quarter ending June 2019	855	→
Variance since June 2018	(2.5%)	↓



ACTIVITY



Month	Adjusted Scheduled Activity (UDA)	
	2019	2020
April	43	224
May	235	487
June	503	690
July	616	
August	901	
September	1,078	
October	1,286	
November	1,422	
December	1,569	
January	1,846	
February	2,130	
March	2,288	
April	2,303	
May	2,312	
June	2,312	

QUALITY

	Quantity	Base Number	Contract	AT	Region	England
% of FP17s for the same patient ID Re-attending within 3 months - Children	3	32	9.4%	10.2%	11.9%	11.4%
% of FP17s for the same patient ID Re-attending within 3 months - Adults	44	233	18.9%	15.5%	17.2%	15.4%
% of FP17s for the same patient ID Re-attending between 3 & 9 months - Children	7	32	21.9%	50.1%	49.8%	59.8%
% of FP17s for the same patient ID Re-attending between 3 & 9 months - Adults	58	233	24.9%	39.4%	39.5%	52.1%
% of FP17s for Band 1 Urgent Courses	47	244	19.3%	10.5%	11.2%	9.2%
% of FP17s Relating to Free Repair or Replacements	2	244	0.8%	0.6%	0.5%	0.7%
% of FP17s Relating to Continuations	2	244	0.8%	0.8%	0.7%	0.8%
% of Patients satisfied with the dentistry they have received	0	0	N/A	91.0%	90.6%	93.4%
% of Patients satisfied with the time they had to wait for an appointment	0	0	N/A	87.1%	83.8%	87.6%

* This is based on patients treated on this contract for their most recent course of treatment. Figures in italics indicate the base number of FP17s or Patient Questionnaire responses are less than 100. N/A is shown where the base number of responses is less than 10 during the period. % is calculated as Quantity/Base number*100

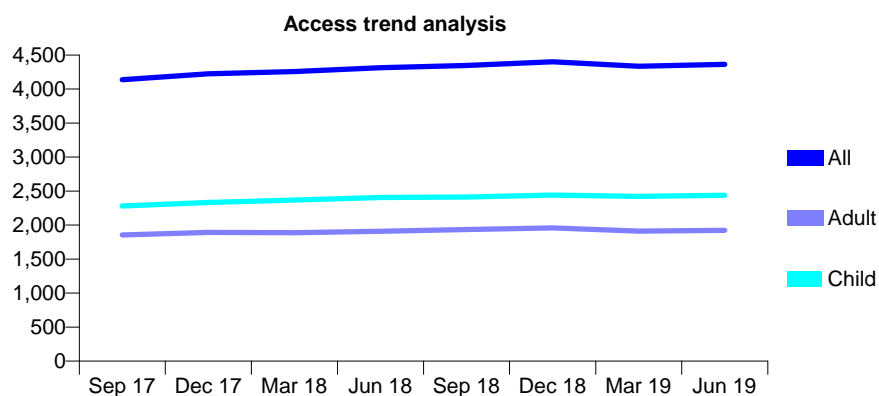
Q63 - Vital Signs At a Glance Contract Report for 321176/0001 - June 2019

Name or company name	MR RS PATEL
Contract type name	GDS Contract
Purpose of contract	General
Contract start date	01/04/2006
Contract end date	

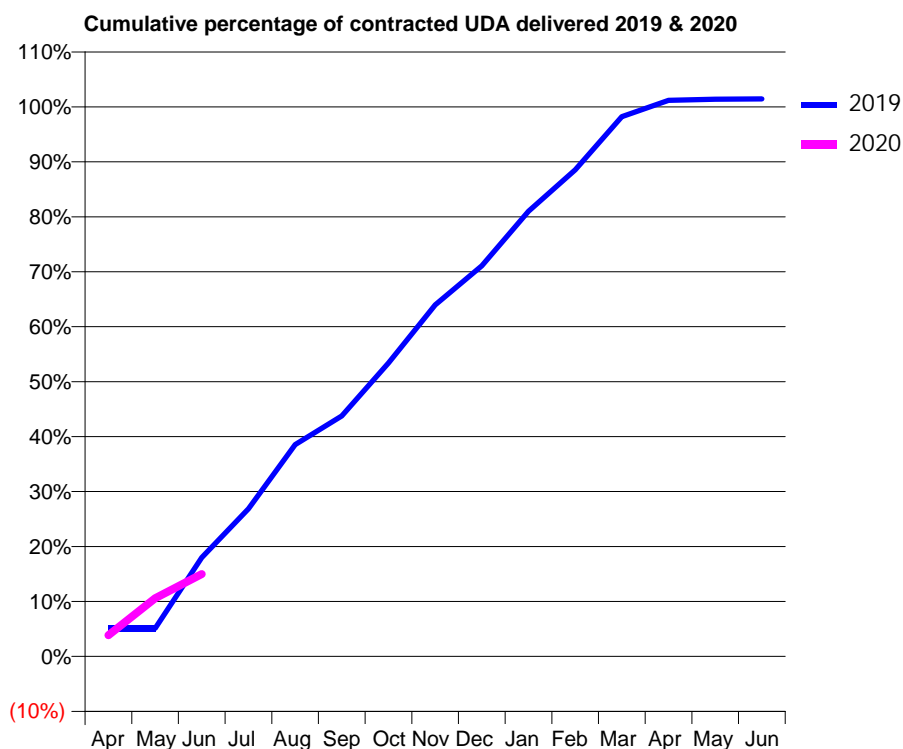
19/20 Contracted general activity (UDA)	11,373
Carry forward general activity (UDA)	0
19/20 Contracted orthodontic activity (UOA)	0
Carry forward orthodontic activity (UOA)	0
Baseline contract value	£370,467.86

ACCESS*

Patients seen in 24 months	Total	Change since previous quarter
Quarter ending June 2018	4,314	
Quarter ending September 2018	4,348	→
Quarter ending December 2018	4,401	→
Quarter ending March 2019	4,335	↓
Quarter ending June 2019	4,363	→
Variance since June 2018	1.1%	→



ACTIVITY



Month	2019	2020
April	581	439
May	581	1,205
June	2,045	1,704
July	3,057	
August	4,383	
September	4,977	
October	6,074	
November	7,275	
December	8,081	
January	9,213	
February	10,069	
March	11,171	
April	11,509	
May	11,530	
June	11,539	

QUALITY

	Quantity	Base Number	Contract	AT	Region	England
% of FP17s for the same patient ID Re-attending within 3 months - Children	49	645	7.6%	10.2%	11.9%	11.4%
% of FP17s for the same patient ID Re-attending within 3 months - Adults	148	447	33.1%	15.5%	17.2%	15.4%
% of FP17s for the same patient ID Re-attending between 3 & 9 months - Children	322	645	49.9%	50.1%	49.8%	59.8%
% of FP17s for the same patient ID Re-attending between 3 & 9 months - Adults	132	447	29.5%	39.4%	39.5%	52.1%
% of FP17s for Band 1 Urgent Courses	145	829	17.5%	10.5%	11.2%	9.2%
% of FP17s Relating to Free Repair or Replacements	0	829	0.0%	0.6%	0.5%	0.7%
% of FP17s Relating to Continuations	0	829	0.0%	0.8%	0.7%	0.8%
% of Patients satisfied with the dentistry they have received	1	1	N/A	91.0%	90.6%	93.4%
% of Patients satisfied with the time they had to wait for an appointment	1	1	N/A	87.1%	83.8%	87.6%

* This is based on patients treated on this contract for their most recent course of treatment. Figures in italics indicate the base number of FP17s or Patient Questionnaire responses are less than 100. N/A is shown where the base number of responses is less than 10 during the period. % is calculated as Quantity/Base number*100

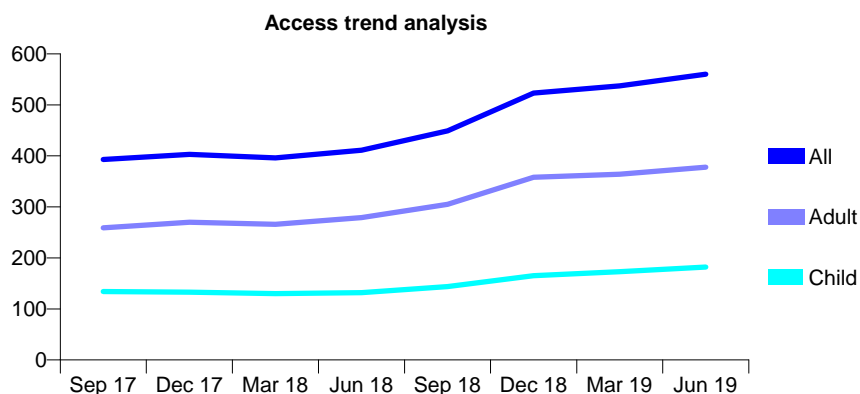
Q63 - Vital Signs At a Glance Contract Report for 322164/0001 - June 2019

Name or company name	Oak Tree Dental Practice
Contract type name	GDS Contract
Purpose of contract	General
Contract start date	01/04/2006
Contract end date	

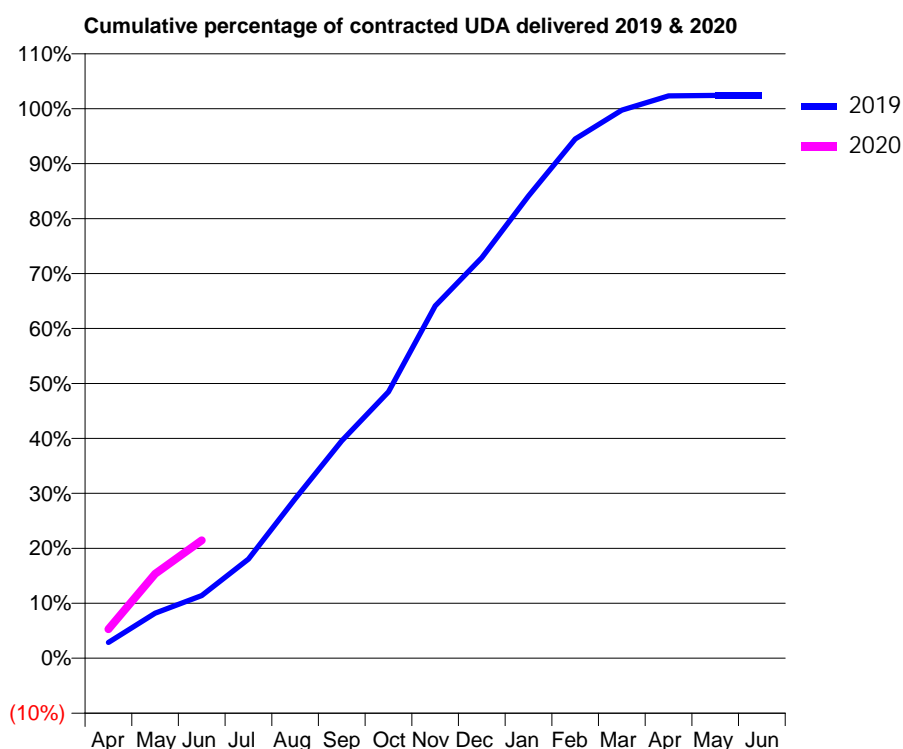
19/20 Contracted general activity (UDA)	1,406
Carry forward general activity (UDA)	0
19/20 Contracted orthodontic activity (UOA)	0
Carry forward orthodontic activity (UOA)	0
Baseline contract value	£47,613.33

ACCESS*

Patients seen in 24 months	Total	Change since previous quarter
Quarter ending June 2018	411	
Quarter ending September 2018	449	↑
Quarter ending December 2018	523	↑
Quarter ending March 2019	537	↑
Quarter ending June 2019	560	↑
Variance since June 2018	36.3%	↑



ACTIVITY



Month	2019	2020
April	40	75
May	115	216
June	160	301
July	254	
August	408	
September	556	
October	681	
November	901	
December	1,025	
January	1,183	
February	1,329	
March	1,402	
April	1,439	
May	1,440	
June	1,440	

QUALITY

	Quantity	Base Number	Contract	AT	Region	England
% of FP17s for the same patient ID Re-attending within 3 months - Children	12	66	18.2%	10.2%	11.9%	11.4%
% of FP17s for the same patient ID Re-attending within 3 months - Adults	6	99	6.1%	15.5%	17.2%	15.4%
% of FP17s for the same patient ID Re-attending between 3 & 9 months - Children	25	66	37.9%	50.1%	49.8%	59.8%
% of FP17s for the same patient ID Re-attending between 3 & 9 months - Adults	52	99	52.5%	39.4%	39.5%	52.1%
% of FP17s for Band 1 Urgent Courses	12	138	8.7%	10.5%	11.2%	9.2%
% of FP17s Relating to Free Repair or Replacements	0	138	0.0%	0.6%	0.5%	0.7%
% of FP17s Relating to Continuations	1	138	0.7%	0.8%	0.7%	0.8%
% of Patients satisfied with the dentistry they have received	0	0	N/A	91.0%	90.6%	93.4%
% of Patients satisfied with the time they had to wait for an appointment	0	0	N/A	87.1%	83.8%	87.6%

* This is based on patients treated on this contract for their most recent course of treatment.

Figures in italics indicate the base number of FP17s or Patient Questionnaire responses are less than 100. N/A is shown where the base number of responses is less than 10 during the period. % is calculated as Quantity/Base number*100

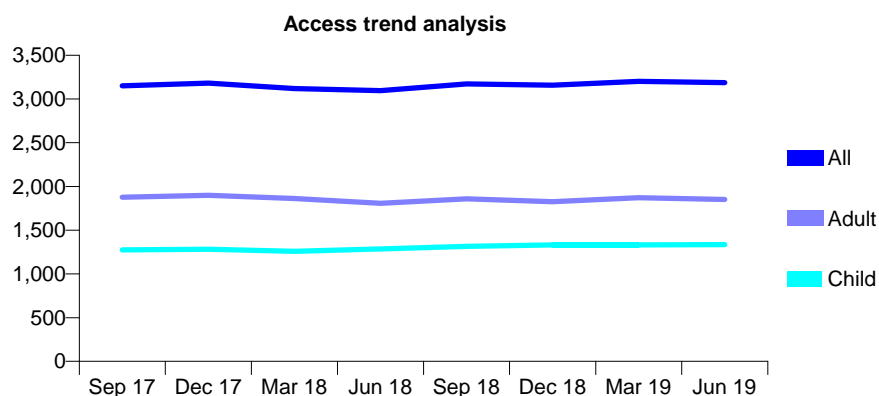
Q63 - Vital Signs At a Glance Contract Report for 324612/0001 - June 2019

Name or company name	MRS KM WALKER
Contract type name	GDS Contract
Purpose of contract	General
Contract start date	01/04/2006
Contract end date	

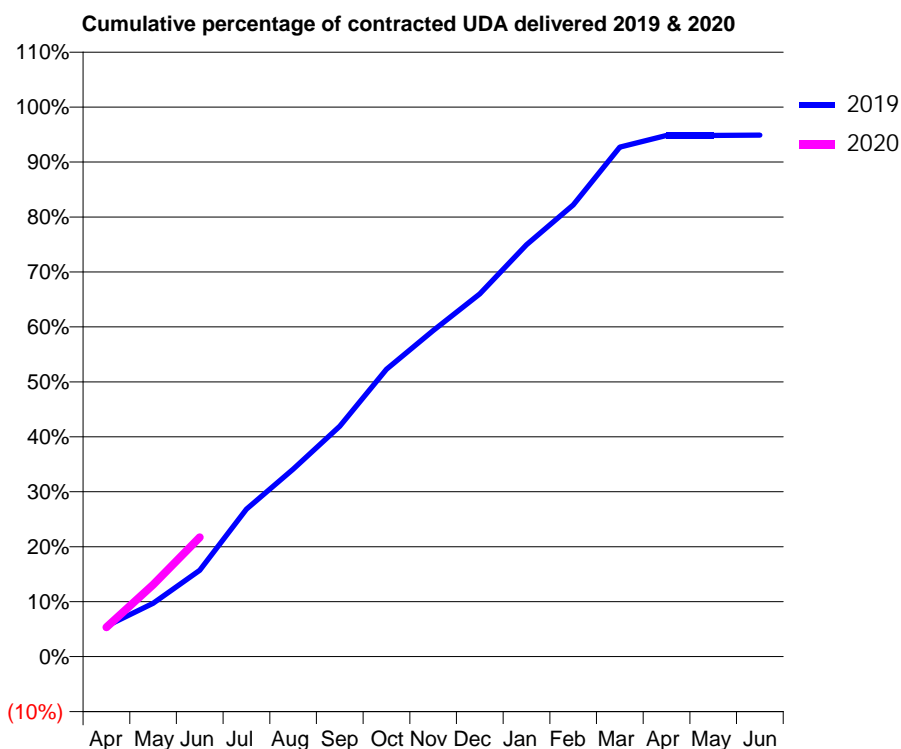
19/20 Contracted general activity (UDA)	7,295
Carry forward general activity (UDA)	0
19/20 Contracted orthodontic activity (UOA)	0
Carry forward orthodontic activity (UOA)	0
Baseline contract value	£204,660.52

ACCESS*

Patients seen in 24 months	Total	Change since previous quarter
Quarter ending June 2018	3,095	
Quarter ending September 2018	3,173	↑
Quarter ending December 2018	3,157	→
Quarter ending March 2019	3,202	→
Quarter ending June 2019	3,186	→
Variance since June 2018	2.9%	↑



ACTIVITY



Month	Adjusted Scheduled Activity (UDA)	
	2019	2020
April	405	390
May	709	955
June	1,146	1,584
July	1,957	
August	2,488	
September	3,058	
October	3,815	
November	4,329	
December	4,814	
January	5,468	
February	5,997	
March	6,764	
April	6,917	
May	6,919	
June	6,922	

QUALITY

	Quantity	Base Number	Contract	AT	Region	England
% of FP17s for the same patient ID Re-attending within 3 months - Children	27	301	9.0%	10.2%	11.9%	11.4%
% of FP17s for the same patient ID Re-attending within 3 months - Adults	80	409	19.6%	15.5%	17.2%	15.4%
% of FP17s for the same patient ID Re-attending between 3 & 9 months - Children	99	301	32.9%	50.1%	49.8%	59.8%
% of FP17s for the same patient ID Re-attending between 3 & 9 months - Adults	105	409	25.7%	39.4%	39.5%	52.1%
% of FP17s for Band 1 Urgent Courses	129	638	20.2%	10.5%	11.2%	9.2%
% of FP17s Relating to Free Repair or Replacements	0	638	0.0%	0.6%	0.5%	0.7%
% of FP17s Relating to Continuations	3	638	0.5%	0.8%	0.7%	0.8%
% of Patients satisfied with the dentistry they have received	1	1	N/A	91.0%	90.6%	93.4%
% of Patients satisfied with the time they had to wait for an appointment	1	1	N/A	87.1%	83.8%	87.6%

* This is based on patients treated on this contract for their most recent course of treatment. Figures in italics indicate the base number of FP17s or Patient Questionnaire responses are less than 100. N/A is shown where the base number of responses is less than 10 during the period. % is calculated as Quantity/Base number*100

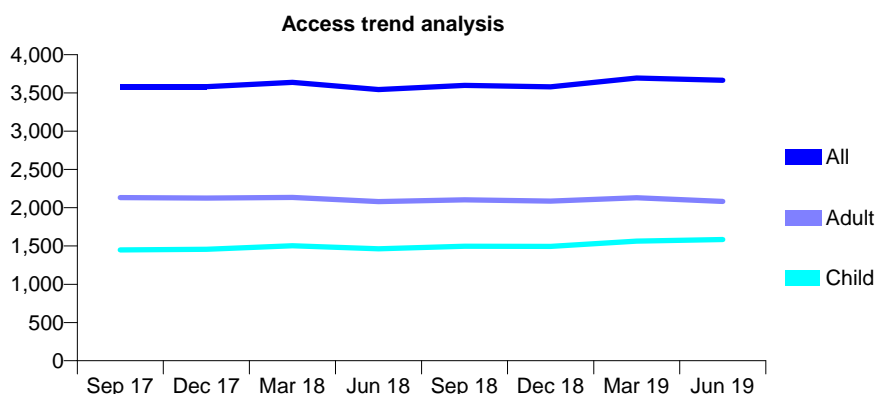
Q63 - Vital Signs At a Glance Contract Report for 324752/0001 - June 2019

Name or company name	Surgery 5 Partnership
Contract type name	GDS Contract
Purpose of contract	General
Contract start date	01/04/2006
Contract end date	

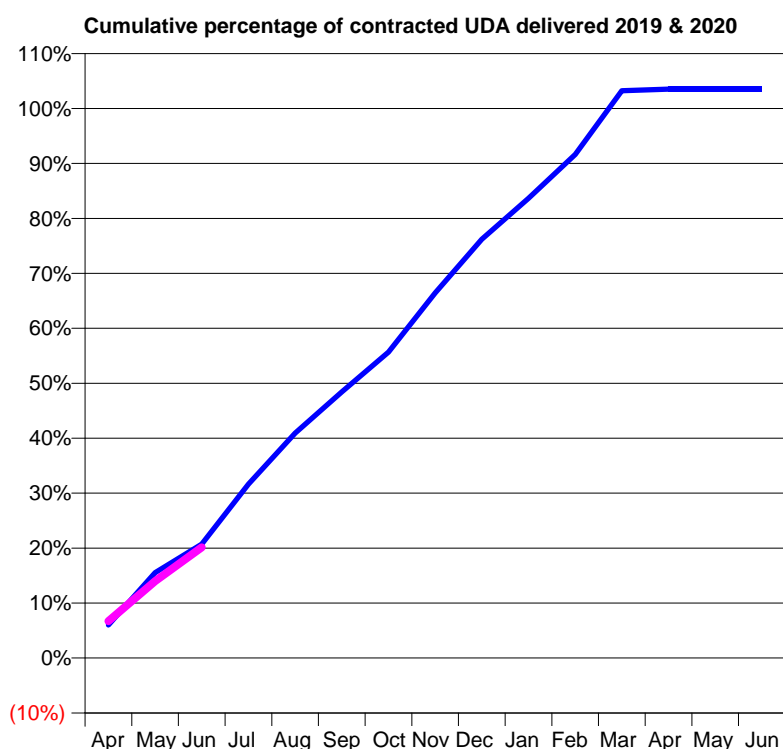
19/20 Contracted general activity (UDA)	6,835
Carry forward general activity (UDA)	0
19/20 Contracted orthodontic activity (UOA)	0
Carry forward orthodontic activity (UOA)	0
Baseline contract value	£222,247.85

ACCESS*

Patients seen in 24 months	Total	Change since previous quarter
Quarter ending June 2018	3,544	
Quarter ending September 2018	3,599	→
Quarter ending December 2018	3,579	→
Quarter ending March 2019	3,694	↑
Quarter ending June 2019	3,665	→
Variance since June 2018	3.4%	↑



ACTIVITY



Month	Adjusted Scheduled Activity (UDA)	
	2019	2020
April	412	459
May	1,062	956
June	1,417	1,377
July	2,162	
August	2,798	
September	3,309	
October	3,804	
November	4,541	
December	5,208	
January	5,719	
February	6,264	
March	7,055	
April	7,075	
May	7,075	
June	7,075	

QUALITY

	Quantity	Base Number	Contract	AT	Region	England
% of FP17s for the same patient ID Re-attending within 3 months - Children	12	332	3.6%	10.2%	11.9%	11.4%
% of FP17s for the same patient ID Re-attending within 3 months - Adults	22	320	6.9%	15.5%	17.2%	15.4%
% of FP17s for the same patient ID Re-attending between 3 & 9 months - Children	91	332	27.4%	50.1%	49.8%	59.8%
% of FP17s for the same patient ID Re-attending between 3 & 9 months - Adults	66	320	20.6%	39.4%	39.5%	52.1%
% of FP17s for Band 1 Urgent Courses	41	645	6.4%	10.5%	11.2%	9.2%
% of FP17s Relating to Free Repair or Replacements	0	645	0.0%	0.6%	0.5%	0.7%
% of FP17s Relating to Continuations	2	645	0.3%	0.8%	0.7%	0.8%
% of Patients satisfied with the dentistry they have received	0	0	N/A	91.0%	90.6%	93.4%
% of Patients satisfied with the time they had to wait for an appointment	0	0	N/A	87.1%	83.8%	87.6%

* This is based on patients treated on this contract for their most recent course of treatment. Figures in italics indicate the base number of FP17s or Patient Questionnaire responses are less than 100. N/A is shown where the base number of responses is less than 10 during the period. % is calculated as Quantity/Base number*100

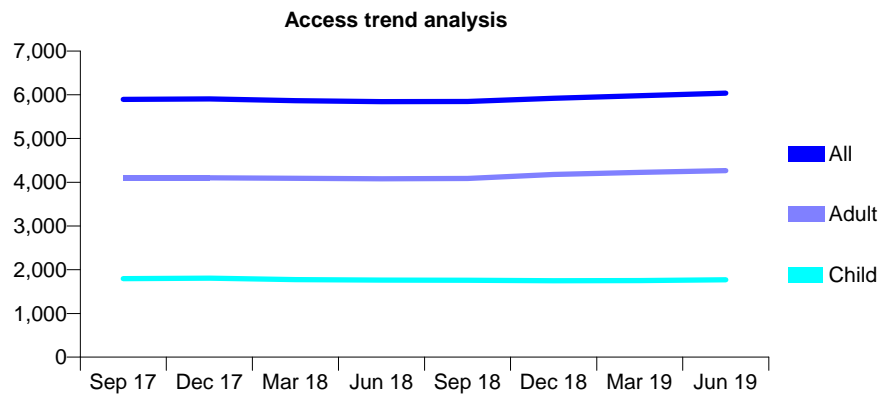
Q63 - Vital Signs At a Glance Contract Report for 325333/0001 - June 2019

Name or company name	MR JT BLANKENDAAL
Contract type name	GDS Contract
Purpose of contract	General
Contract start date	01/04/2006
Contract end date	

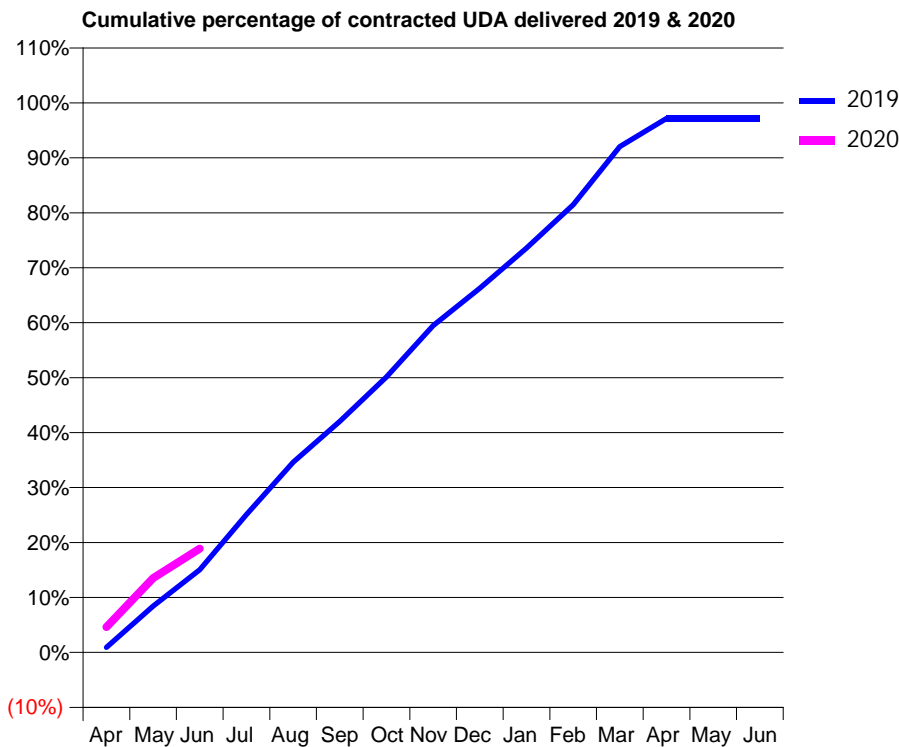
19/20 Contracted general activity (UDA)	23,073
Carry forward general activity (UDA)	0
19/20 Contracted orthodontic activity (UOA)	0
Carry forward orthodontic activity (UOA)	0
Baseline contract value	£811,858.66

ACCESS*

Patients seen in 24 months	Total	Change since previous quarter
Quarter ending June 2018	5,841	
Quarter ending September 2018	5,845	→
Quarter ending December 2018	5,922	→
Quarter ending March 2019	5,980	→
Quarter ending June 2019	6,037	→
Variance since June 2018	3.4%	↑



ACTIVITY



Month	Adjusted Scheduled Activity (UDA)	
	2019	2020
April	216	1,065
May	1,944	3,119
June	3,466	4,359
July	5,791	
August	7,988	
September	9,701	
October	11,571	
November	13,725	
December	15,290	
January	16,982	
February	18,802	
March	21,233	
April	22,420	
May	22,420	
June	22,423	

QUALITY

	Quantity	Base Number	Contract	AT	Region	England
% of FP17s for the same patient ID Re-attending within 3 months - Children	36	591	6.1%	10.2%	11.9%	11.4%
% of FP17s for the same patient ID Re-attending within 3 months - Adults	123	1,237	9.9%	15.5%	17.2%	15.4%
% of FP17s for the same patient ID Re-attending between 3 & 9 months - Children	353	591	59.7%	50.1%	49.8%	59.8%
% of FP17s for the same patient ID Re-attending between 3 & 9 months - Adults	604	1,237	48.8%	39.4%	39.5%	52.1%
% of FP17s for Band 1 Urgent Courses	88	1,523	5.8%	10.5%	11.2%	9.2%
% of FP17s Relating to Free Repair or Replacements	5	1,523	0.3%	0.6%	0.5%	0.7%
% of FP17s Relating to Continuations	4	1,523	0.3%	0.8%	0.7%	0.8%
% of Patients satisfied with the dentistry they have received	2	2	N/A	91.0%	90.6%	93.4%
% of Patients satisfied with the time they had to wait for an appointment	2	2	N/A	87.1%	83.8%	87.6%

* This is based on patients treated on this contract for their most recent course of treatment. Figures in italics indicate the base number of FP17s or Patient Questionnaire responses are less than 100. N/A is shown where the base number of responses is less than 10 during the period. % is calculated as Quantity/Base number*100

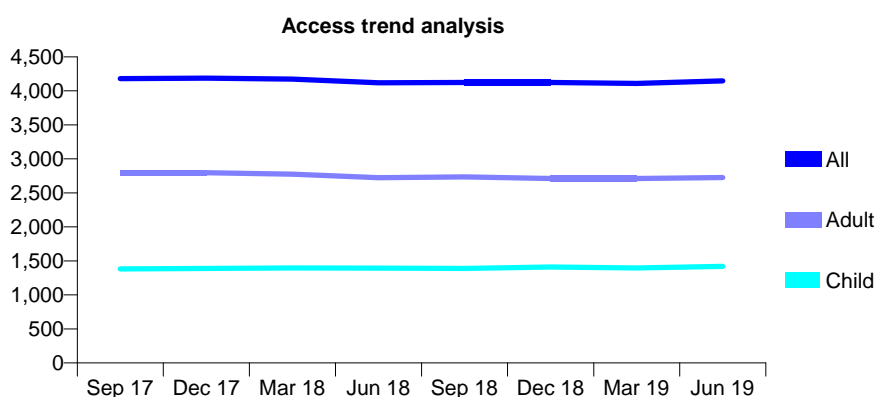
Q63 - Vital Signs At a Glance Contract Report for 330191/0001 - June 2019

Name or company name	MR ID HENNING
Contract type name	GDS Contract
Purpose of contract	General
Contract start date	01/04/2006
Contract end date	

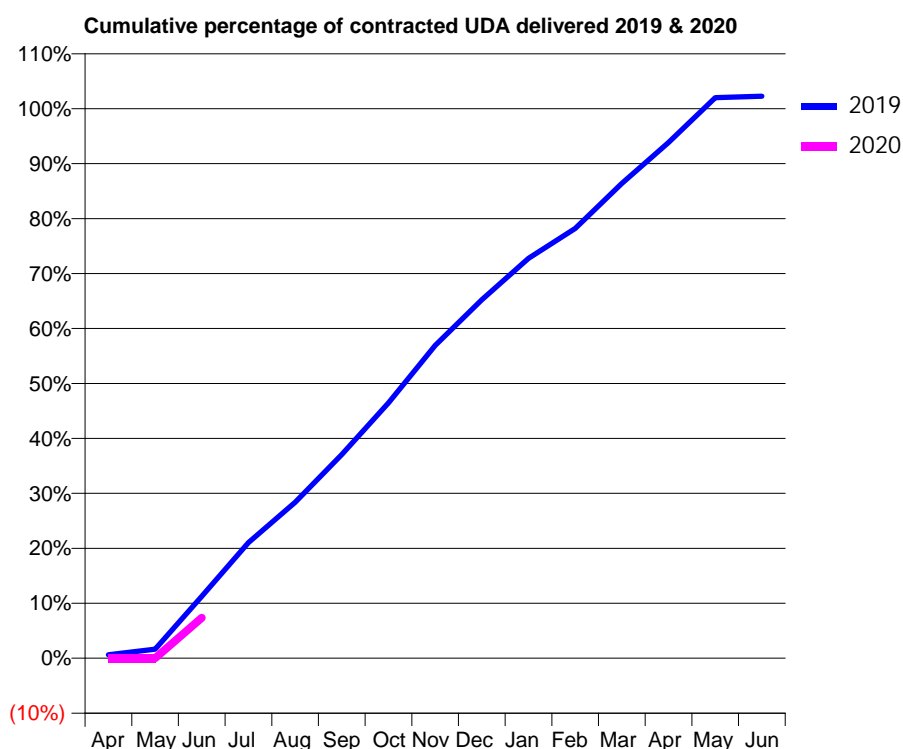
19/20 Contracted general activity (UDA)	8,428
Carry forward general activity (UDA)	0
19/20 Contracted orthodontic activity (UOA)	0
Carry forward orthodontic activity (UOA)	0
Baseline contract value	£206,128.71

ACCESS*

Patients seen in 24 months	Total	Change since previous quarter
Quarter ending June 2018	4,119	
Quarter ending September 2018	4,124	→
Quarter ending December 2018	4,122	→
Quarter ending March 2019	4,108	→
Quarter ending June 2019	4,147	→
Variance since June 2018	0.7%	→



ACTIVITY



Month	2019	2020
April	54	0
May	138	0
June	951	621
July	1,774	
August	2,392	
September	3,125	
October	3,916	
November	4,797	
December	5,497	
January	6,133	
February	6,591	
March	7,281	
April	7,910	
May	8,597	
June	8,618	

QUALITY

	Quantity	Base Number	Contract	AT	Region	England
% of FP17s for the same patient ID Re-attending within 3 months - Children	13	490	2.7%	10.2%	11.9%	11.4%
% of FP17s for the same patient ID Re-attending within 3 months - Adults	30	641	4.7%	15.5%	17.2%	15.4%
% of FP17s for the same patient ID Re-attending between 3 & 9 months - Children	247	490	50.4%	50.1%	49.8%	59.8%
% of FP17s for the same patient ID Re-attending between 3 & 9 months - Adults	240	641	37.4%	39.4%	39.5%	52.1%
% of FP17s for Band 1 Urgent Courses	12	402	3.0%	10.5%	11.2%	9.2%
% of FP17s Relating to Free Repair or Replacements	2	402	0.5%	0.6%	0.5%	0.7%
% of FP17s Relating to Continuations	3	402	0.7%	0.8%	0.7%	0.8%
% of Patients satisfied with the dentistry they have received	0	1	N/A	91.0%	90.6%	93.4%
% of Patients satisfied with the time they had to wait for an appointment	1	1	N/A	87.1%	83.8%	87.6%

* This is based on patients treated on this contract for their most recent course of treatment.

Figures in italics indicate the base number of FP17s or Patient Questionnaire responses are less than 100. N/A is shown where the base number of responses is less than 10 during the period. % is calculated as Quantity/Base number*100

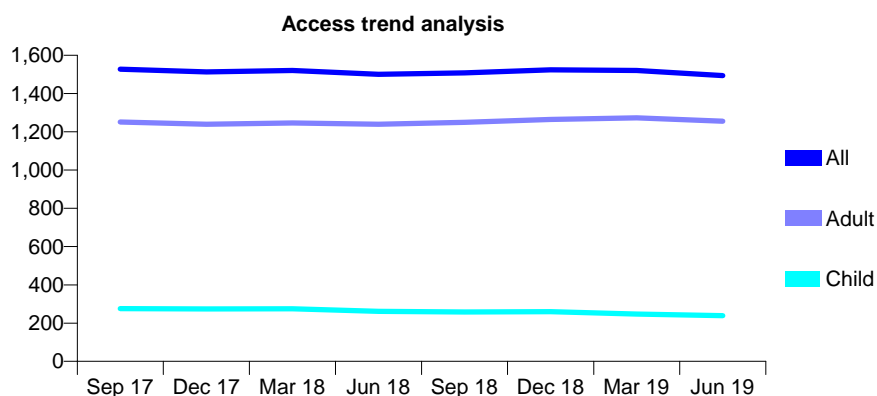
Q63 - Vital Signs At a Glance Contract Report for 330361/0001 - June 2019

Name or company name	MRS RH PATEL
Contract type name	GDS Contract
Purpose of contract	General
Contract start date	01/04/2006
Contract end date	

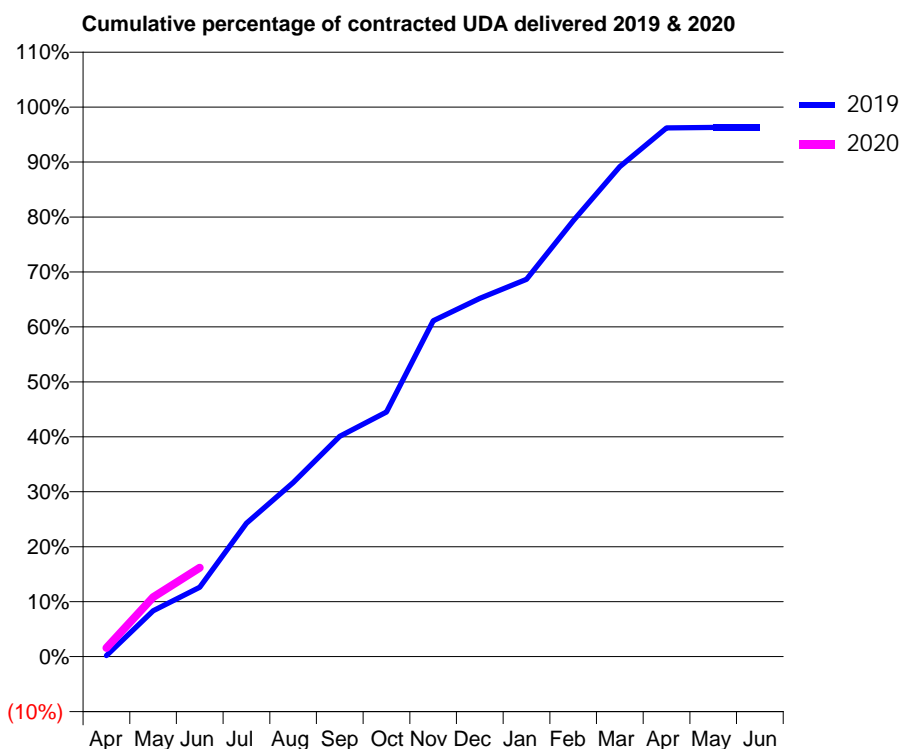
19/20 Contracted general activity (UDA)	4,100
Carry forward general activity (UDA)	0
19/20 Contracted orthodontic activity (UOA)	0
Carry forward orthodontic activity (UOA)	0
Baseline contract value	£111,906.33

ACCESS*

Patients seen in 24 months	Total	Change since previous quarter
Quarter ending June 2018	1,501	
Quarter ending September 2018	1,508	→
Quarter ending December 2018	1,524	→
Quarter ending March 2019	1,520	→
Quarter ending June 2019	1,494	↓
Variance since June 2018	(0.5%)	→



ACTIVITY



Month	Adjusted Scheduled Activity (UDA)	
	2019	2020
April	9	65
May	343	445
June	518	663
July	995	
August	1,299	
September	1,644	
October	1,825	
November	2,506	
December	2,673	
January	2,816	
February	3,252	
March	3,655	
April	3,944	
May	3,948	
June	3,948	

QUALITY

	Quantity	Base Number	Contract	AT	Region	England
% of FP17s for the same patient ID Re-attending within 3 months - Children	2	79	2.5%	10.2%	11.9%	11.4%
% of FP17s for the same patient ID Re-attending within 3 months - Adults	36	369	9.8%	15.5%	17.2%	15.4%
% of FP17s for the same patient ID Re-attending between 3 & 9 months - Children	53	79	67.1%	50.1%	49.8%	59.8%
% of FP17s for the same patient ID Re-attending between 3 & 9 months - Adults	208	369	56.4%	39.4%	39.5%	52.1%
% of FP17s for Band 1 Urgent Courses	24	340	7.1%	10.5%	11.2%	9.2%
% of FP17s Relating to Free Repair or Replacements	0	340	0.0%	0.6%	0.5%	0.7%
% of FP17s Relating to Continuations	0	340	0.0%	0.8%	0.7%	0.8%
% of Patients satisfied with the dentistry they have received	0	0	N/A	91.0%	90.6%	93.4%
% of Patients satisfied with the time they had to wait for an appointment	0	0	N/A	87.1%	83.8%	87.6%

* This is based on patients treated on this contract for their most recent course of treatment. Figures in italics indicate the base number of FP17s or Patient Questionnaire responses are less than 100. N/A is shown where the base number of responses is less than 10 during the period. % is calculated as Quantity/Base number*100

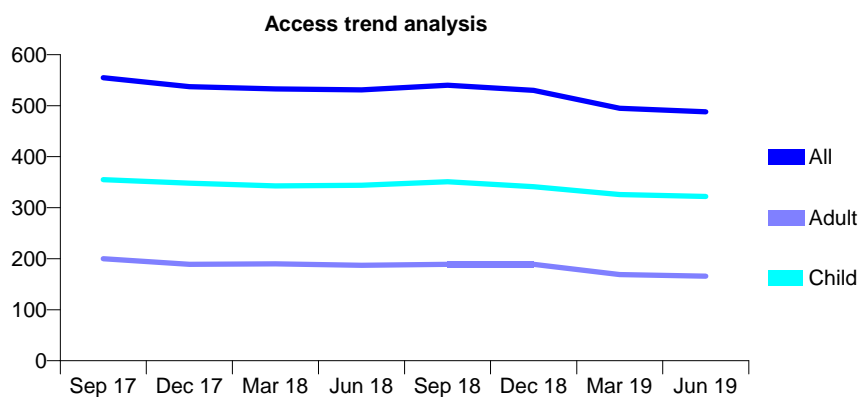
Q63 - Vital Signs At a Glance Contract Report for 331228/0001 - June 2019

Name or company name	MR S PATEL
Contract type name	GDS Contract
Purpose of contract	General
Contract start date	01/04/2006
Contract end date	

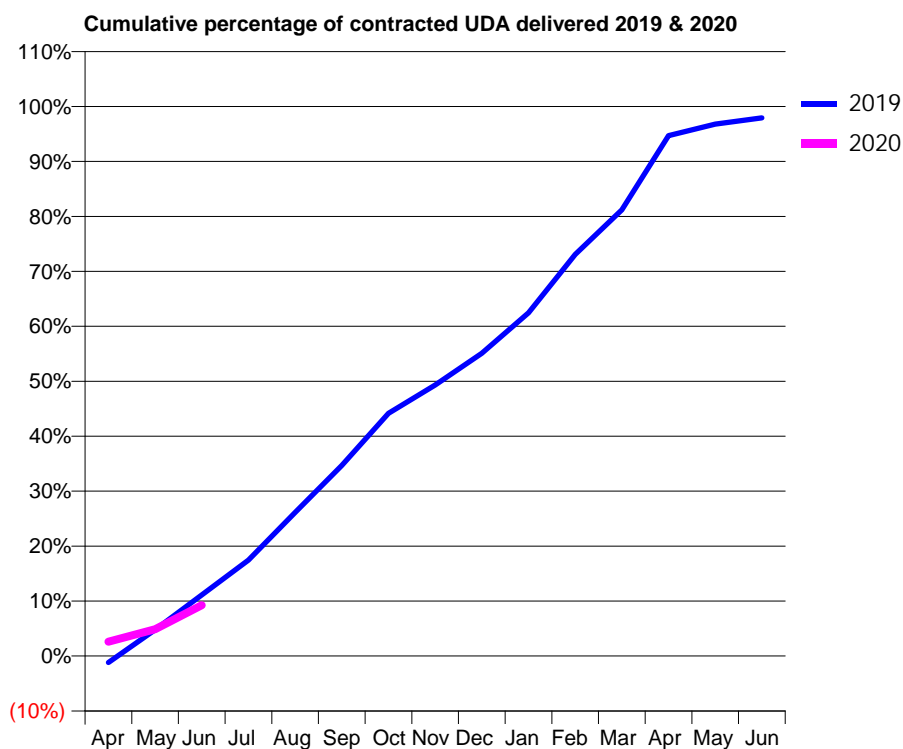
19/20 Contracted general activity (UDA)	1,155
Carry forward general activity (UDA)	0
19/20 Contracted orthodontic activity (UOA)	0
Carry forward orthodontic activity (UOA)	0
Baseline contract value	£30,278.41

ACCESS*

Patients seen in 24 months	Total	Change since previous quarter
Quarter ending June 2018	531	
Quarter ending September 2018	540	→
Quarter ending December 2018	530	↓
Quarter ending March 2019	495	↓
Quarter ending June 2019	488	↓
Variance since June 2018	(8.1%)	↓



ACTIVITY



Month	Adjusted Scheduled Activity (UDA)	
	2019	2020
April	-14	30
May	55	56
June	128	107
July	202	
August	302	
September	400	
October	510	
November	570	
December	636	
January	721	
February	844	
March	938	
April	1,094	
May	1,118	
June	1,131	

QUALITY

	Quantity	Base Number	Contract	AT	Region	England
% of FP17s for the same patient ID Re-attending within 3 months - Children	11	110	10.0%	10.2%	11.9%	11.4%
% of FP17s for the same patient ID Re-attending within 3 months - Adults	8	41	19.5%	15.5%	17.2%	15.4%
% of FP17s for the same patient ID Re-attending between 3 & 9 months - Children	60	110	54.5%	50.1%	49.8%	59.8%
% of FP17s for the same patient ID Re-attending between 3 & 9 months - Adults	11	41	26.8%	39.4%	39.5%	52.1%
% of FP17s for Band 1 Urgent Courses	5	62	8.1%	10.5%	11.2%	9.2%
% of FP17s Relating to Free Repair or Replacements	0	62	0.0%	0.6%	0.5%	0.7%
% of FP17s Relating to Continuations	0	62	0.0%	0.8%	0.7%	0.8%
% of Patients satisfied with the dentistry they have received	0	0	N/A	91.0%	90.6%	93.4%
% of Patients satisfied with the time they had to wait for an appointment	0	0	N/A	87.1%	83.8%	87.6%

* This is based on patients treated on this contract for their most recent course of treatment. Figures in italics indicate the base number of FP17s or Patient Questionnaire responses are less than 100. N/A is shown where the base number of responses is less than 10 during the period. % is calculated as Quantity/Base number*100

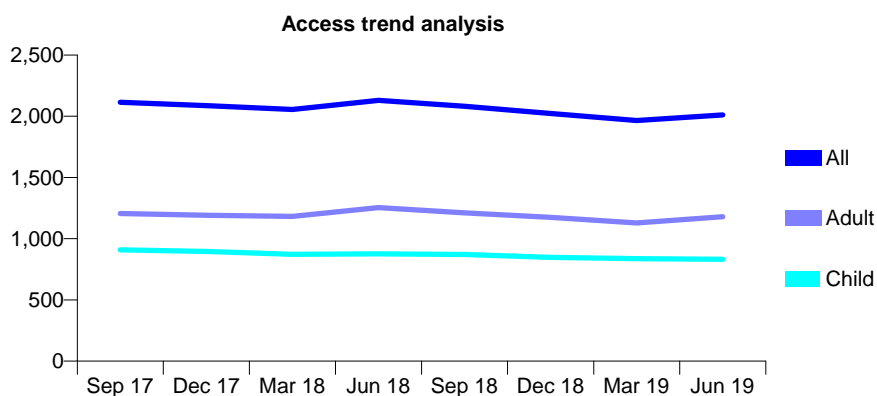
Q63 - Vital Signs At a Glance Contract Report for 331228/0002 - June 2019

Name or company name	MR S PATEL
Contract type name	GDS Contract
Purpose of contract	General
Contract start date	01/04/2006
Contract end date	

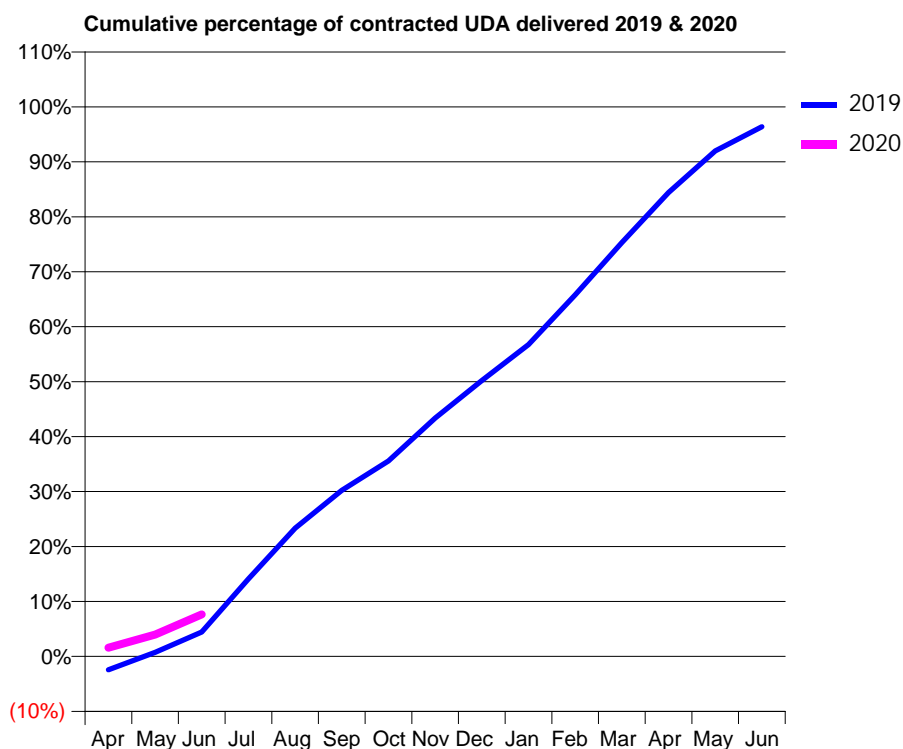
19/20 Contracted general activity (UDA)	5,250
Carry forward general activity (UDA)	0
19/20 Contracted orthodontic activity (UOA)	0
Carry forward orthodontic activity (UOA)	0
Baseline contract value	£127,325.05

ACCESS*

Patients seen in 24 months	Total	Change since previous quarter
Quarter ending June 2018	2,130	
Quarter ending September 2018	2,082	↓
Quarter ending December 2018	2,023	↓
Quarter ending March 2019	1,966	↓
Quarter ending June 2019	2,011	↑
Variance since June 2018	(5.6%)	↓



ACTIVITY



Month	2019	2020
April	-129	84
May	38	208
June	234	402
July	741	
August	1,224	
September	1,586	
October	1,867	
November	2,277	
December	2,636	
January	2,979	
February	3,454	
March	3,953	
April	4,432	
May	4,829	
June	5,060	

QUALITY

	Quantity	Base Number	Contract	AT	Region	England
% of FP17s for the same patient ID Re-attending within 3 months - Children	21	249	8.4%	10.2%	11.9%	11.4%
% of FP17s for the same patient ID Re-attending within 3 months - Adults	50	385	13.0%	15.5%	17.2%	15.4%
% of FP17s for the same patient ID Re-attending between 3 & 9 months - Children	129	249	51.8%	50.1%	49.8%	59.8%
% of FP17s for the same patient ID Re-attending between 3 & 9 months - Adults	121	385	31.4%	39.4%	39.5%	52.1%
% of FP17s for Band 1 Urgent Courses	19	169	11.2%	10.5%	11.2%	9.2%
% of FP17s Relating to Free Repair or Replacements	0	169	0.0%	0.6%	0.5%	0.7%
% of FP17s Relating to Continuations	1	169	0.6%	0.8%	0.7%	0.8%
% of Patients satisfied with the dentistry they have received	0	0	N/A	91.0%	90.6%	93.4%
% of Patients satisfied with the time they had to wait for an appointment	0	0	N/A	87.1%	83.8%	87.6%

* This is based on patients treated on this contract for their most recent course of treatment. Figures in italics indicate the base number of FP17s or Patient Questionnaire responses are less than 100. N/A is shown where the base number of responses is less than 10 during the period. % is calculated as Quantity/Base number*100

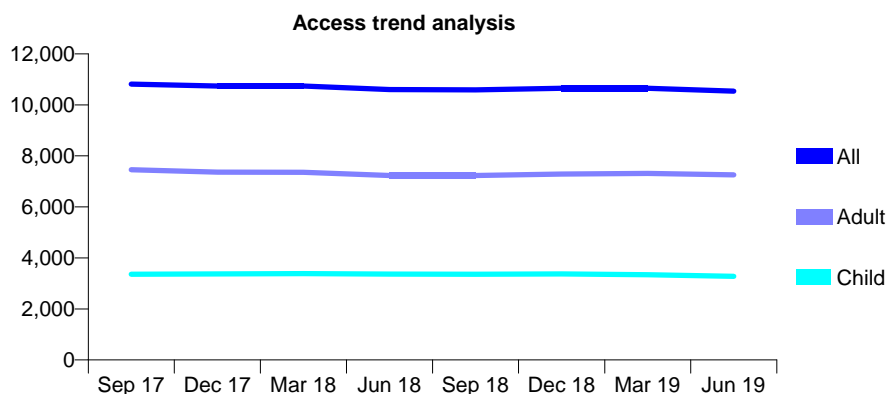
Q63 - Vital Signs At a Glance Contract Report for 331732/0001 - June 2019

Name or company name	MR M HATIMI
Contract type name	GDS Contract
Purpose of contract	General
Contract start date	01/04/2006
Contract end date	

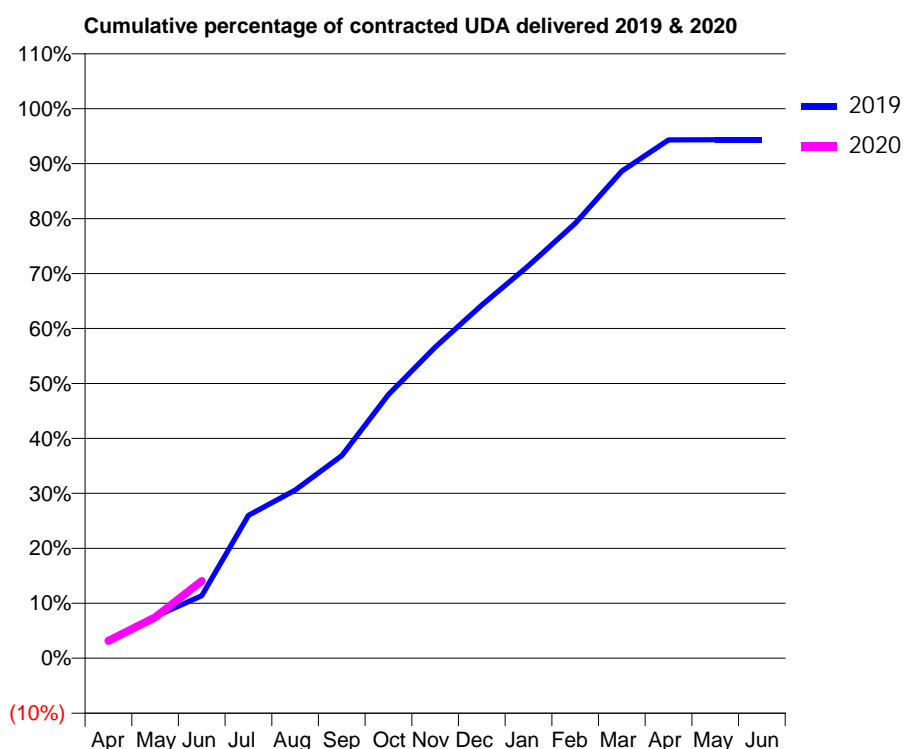
19/20 Contracted general activity (UDA)	30,000
Carry forward general activity (UDA)	0
19/20 Contracted orthodontic activity (UOA)	0
Carry forward orthodontic activity (UOA)	0
Baseline contract value	£844,204.33

ACCESS*

Patients seen in 24 months	Total	Change since previous quarter
Quarter ending June 2018	10,600	
Quarter ending September 2018	10,586	→
Quarter ending December 2018	10,656	→
Quarter ending March 2019	10,655	→
Quarter ending June 2019	10,537	↓
Variance since June 2018	(0.6%)	→



ACTIVITY



Month	2019	2020
April	884	953
May	2,272	2,232
June	3,410	4,215
July	7,803	
August	9,176	
September	11,056	
October	14,397	
November	16,977	
December	19,284	
January	21,431	
February	23,741	
March	26,588	
April	28,296	
May	28,300	
June	28,301	

QUALITY

	Quantity	Base Number	Contract	AT	Region	England
% of FP17s for the same patient ID Re-attending within 3 months - Children	69	886	7.8%	10.2%	11.9%	11.4%
% of FP17s for the same patient ID Re-attending within 3 months - Adults	275	1,620	17.0%	15.5%	17.2%	15.4%
% of FP17s for the same patient ID Re-attending between 3 & 9 months - Children	450	886	50.8%	50.1%	49.8%	59.8%
% of FP17s for the same patient ID Re-attending between 3 & 9 months - Adults	612	1,620	37.8%	39.4%	39.5%	52.1%
% of FP17s for Band 1 Urgent Courses	296	1,961	15.1%	10.5%	11.2%	9.2%
% of FP17s Relating to Free Repair or Replacements	7	1,961	0.4%	0.6%	0.5%	0.7%
% of FP17s Relating to Continuations	4	1,961	0.2%	0.8%	0.7%	0.8%
% of Patients satisfied with the dentistry they have received	2	2	N/A	91.0%	90.6%	93.4%
% of Patients satisfied with the time they had to wait for an appointment	2	2	N/A	87.1%	83.8%	87.6%

* This is based on patients treated on this contract for their most recent course of treatment. Figures in italics indicate the base number of FP17s or Patient Questionnaire responses are less than 100. N/A is shown where the base number of responses is less than 10 during the period. % is calculated as Quantity/Base number*100

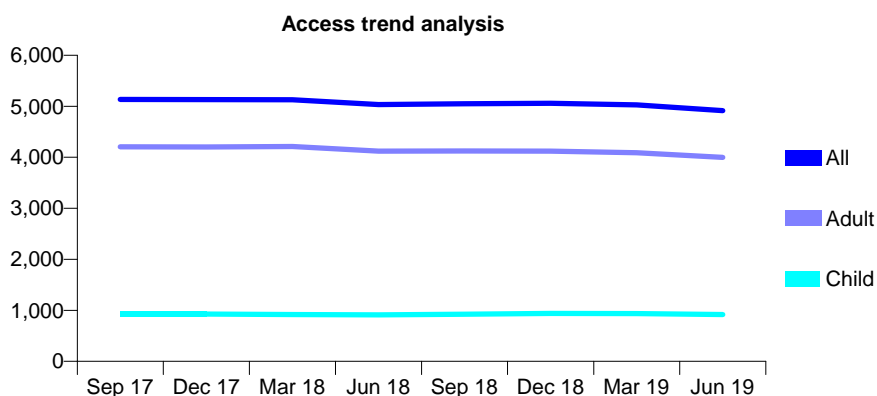
Q63 - Vital Signs At a Glance Contract Report for 332577/0001 - June 2019

Name or company name	MRS P DJAN
Contract type name	GDS Contract
Purpose of contract	General
Contract start date	01/04/2006
Contract end date	

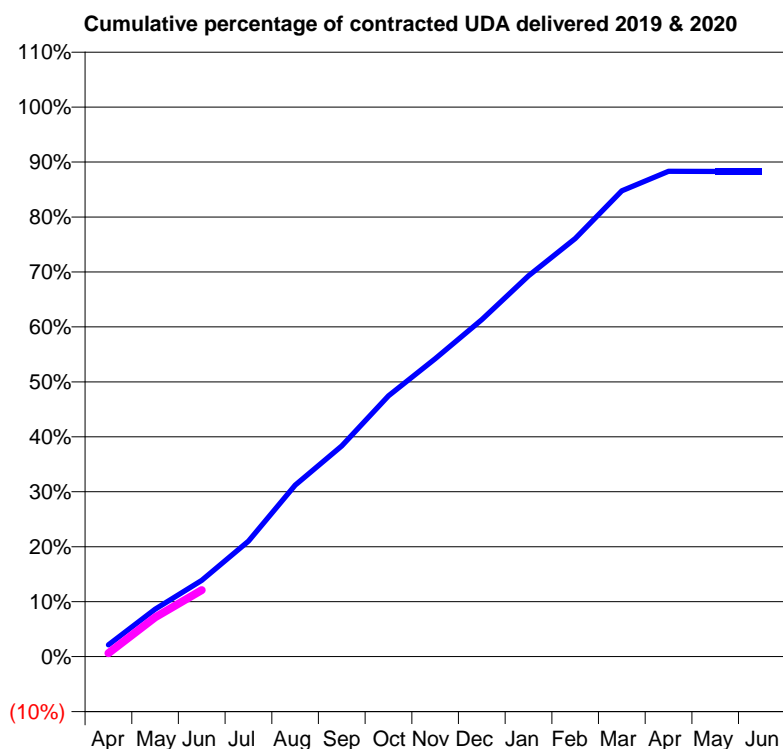
19/20 Contracted general activity (UDA)	18,200
Carry forward general activity (UDA)	0
19/20 Contracted orthodontic activity (UOA)	0
Carry forward orthodontic activity (UOA)	0
Baseline contract value	£650,452.23

ACCESS*

Patients seen in 24 months	Total	Change since previous quarter
Quarter ending June 2018	5,034	
Quarter ending September 2018	5,049	→
Quarter ending December 2018	5,061	→
Quarter ending March 2019	5,027	→
Quarter ending June 2019	4,915	↓
Variance since June 2018	(2.4%)	↓



ACTIVITY



Month	Adjusted Scheduled Activity (UDA)	
	2019	2020
April	367	117
May	1,468	1,299
June	2,360	2,202
July	3,574	
August	5,303	
September	6,518	
October	8,065	
November	9,215	
December	10,425	
January	11,779	
February	12,934	
March	14,407	
April	15,014	
May	15,012	
June	15,011	

QUALITY

	Quantity	Base Number	Contract	AT	Region	England
% of FP17s for the same patient ID Re-attending within 3 months - Children	12	231	5.2%	10.2%	11.9%	11.4%
% of FP17s for the same patient ID Re-attending within 3 months - Adults	132	1,078	12.2%	15.5%	17.2%	15.4%
% of FP17s for the same patient ID Re-attending between 3 & 9 months - Children	142	231	61.5%	50.1%	49.8%	59.8%
% of FP17s for the same patient ID Re-attending between 3 & 9 months - Adults	612	1,078	56.8%	39.4%	39.5%	52.1%
% of FP17s for Band 1 Urgent Courses	86	1,137	7.6%	10.5%	11.2%	9.2%
% of FP17s Relating to Free Repair or Replacements	19	1,137	1.7%	0.6%	0.5%	0.7%
% of FP17s Relating to Continuations	0	1,137	0.0%	0.8%	0.7%	0.8%
% of Patients satisfied with the dentistry they have received	0	0	N/A	91.0%	90.6%	93.4%
% of Patients satisfied with the time they had to wait for an appointment	0	0	N/A	87.1%	83.8%	87.6%

* This is based on patients treated on this contract for their most recent course of treatment. Figures in italics indicate the base number of FP17s or Patient Questionnaire responses are less than 100. N/A is shown where the base number of responses is less than 10 during the period. % is calculated as Quantity/Base number*100

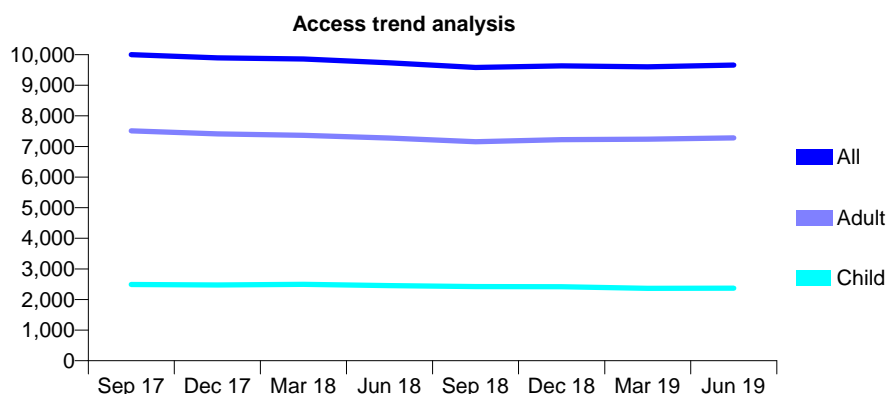
Q63 - Vital Signs At a Glance Contract Report for 333182/0001 - June 2019

Name or company name	MR K TSE
Contract type name	GDS Contract
Purpose of contract	General
Contract start date	01/04/2006
Contract end date	

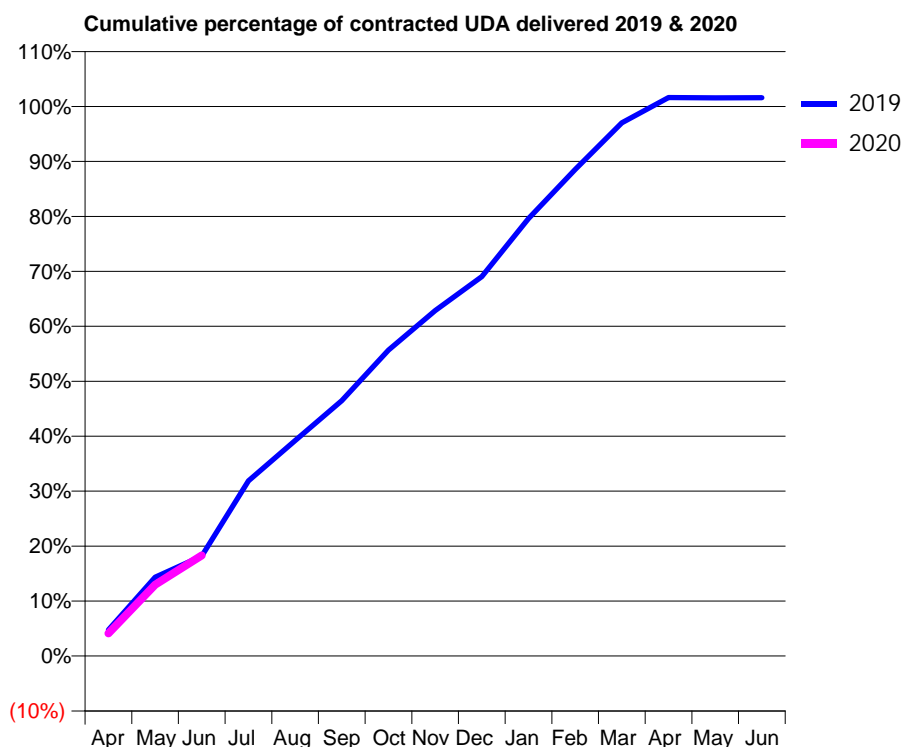
19/20 Contracted general activity (UDA)	26,383
Carry forward general activity (UDA)	0
19/20 Contracted orthodontic activity (UOA)	0
Carry forward orthodontic activity (UOA)	0
Baseline contract value	£712,654.84

ACCESS*

Patients seen in 24 months	Total	Change since previous quarter
Quarter ending June 2018	9,730	
Quarter ending September 2018	9,579	↓
Quarter ending December 2018	9,637	→
Quarter ending March 2019	9,603	→
Quarter ending June 2019	9,658	→
Variance since June 2018	(0.7%)	→



ACTIVITY



Month	Adjusted Scheduled Activity (UDA)	
	2019	2020
April	1,255	1,083
May	3,790	3,424
June	4,796	4,833
July	8,408	
August	10,351	
September	12,258	
October	14,688	
November	16,587	
December	18,209	
January	21,003	
February	23,360	
March	25,597	
April	26,812	
May	26,800	
June	26,804	

QUALITY

	Quantity	Base Number	Contract	AT	Region	England
% of FP17s for the same patient ID Re-attending within 3 months - Children	60	939	6.4%	10.2%	11.9%	11.4%
% of FP17s for the same patient ID Re-attending within 3 months - Adults	300	2,380	12.6%	15.5%	17.2%	15.4%
% of FP17s for the same patient ID Re-attending between 3 & 9 months - Children	667	939	71.0%	50.1%	49.8%	59.8%
% of FP17s for the same patient ID Re-attending between 3 & 9 months - Adults	1,328	2,380	55.8%	39.4%	39.5%	52.1%
% of FP17s for Band 1 Urgent Courses	86	2,657	3.2%	10.5%	11.2%	9.2%
% of FP17s Relating to Free Repair or Replacements	25	2,657	0.9%	0.6%	0.5%	0.7%
% of FP17s Relating to Continuations	10	2,657	0.4%	0.8%	0.7%	0.8%
% of Patients satisfied with the dentistry they have received	2	2	N/A	91.0%	90.6%	93.4%
% of Patients satisfied with the time they had to wait for an appointment	2	2	N/A	87.1%	83.8%	87.6%

* This is based on patients treated on this contract for their most recent course of treatment. Figures in italics indicate the base number of FP17s or Patient Questionnaire responses are less than 100. N/A is shown where the base number of responses is less than 10 during the period. % is calculated as Quantity/Base number*100

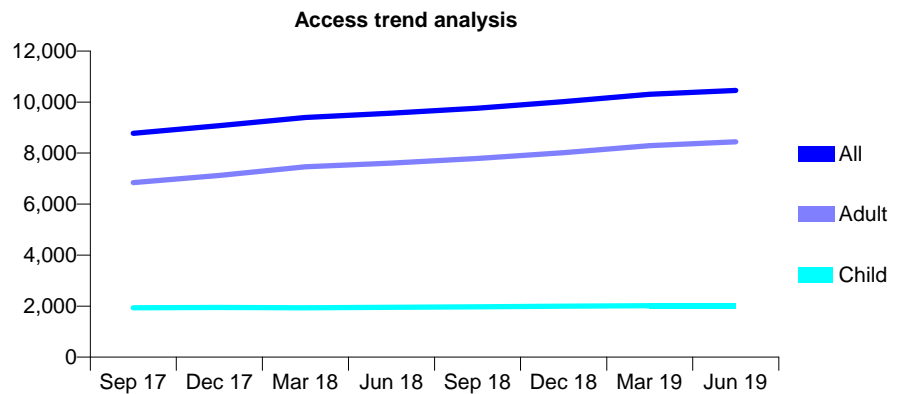
Q63 - Vital Signs At a Glance Contract Report for 334626/0001 - June 2019

Name or company name	MR KS CHANDRAN
Contract type name	GDS Contract
Purpose of contract	General
Contract start date	01/04/2009
Contract end date	

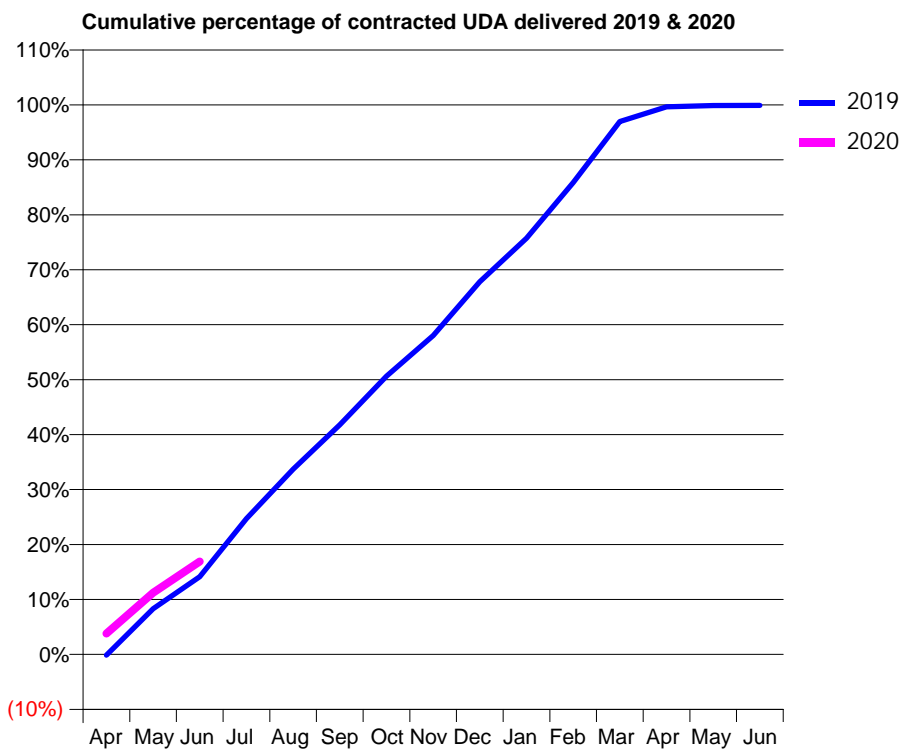
19/20 Contracted general activity (UDA)	29,500
Carry forward general activity (UDA)	0
19/20 Contracted orthodontic activity (UOA)	0
Carry forward orthodontic activity (UOA)	0
Baseline contract value	£878,706.54

ACCESS*

Patients seen in 24 months	Total	Change since previous quarter
Quarter ending June 2018	9,564	
Quarter ending September 2018	9,761	↑
Quarter ending December 2018	10,018	↑
Quarter ending March 2019	10,306	↑
Quarter ending June 2019	10,454	→
Variance since June 2018	9.3%	↑



ACTIVITY



Month	Adjusted Scheduled Activity (UDA)	
	2019	2020
April	-46	1,122
May	2,454	3,309
June	4,168	4,987
July	7,293	
August	9,946	
September	12,326	
October	14,937	
November	17,119	
December	20,008	
January	22,341	
February	25,334	
March	28,600	
April	29,398	
May	29,460	
June	29,472	

QUALITY

	Quantity	Base Number	Contract	AT	Region	England
% of FP17s for the same patient ID Re-attending within 3 months - Children	32	421	7.6%	10.2%	11.9%	11.4%
% of FP17s for the same patient ID Re-attending within 3 months - Adults	238	1,580	15.1%	15.5%	17.2%	15.4%
% of FP17s for the same patient ID Re-attending between 3 & 9 months - Children	151	421	35.9%	50.1%	49.8%	59.8%
% of FP17s for the same patient ID Re-attending between 3 & 9 months - Adults	386	1,580	24.4%	39.4%	39.5%	52.1%
% of FP17s for Band 1 Urgent Courses	292	1,673	17.5%	10.5%	11.2%	9.2%
% of FP17s Relating to Free Repair or Replacements	15	1,673	0.9%	0.6%	0.5%	0.7%
% of FP17s Relating to Continuations	16	1,673	1.0%	0.8%	0.7%	0.8%
% of Patients satisfied with the dentistry they have received	0	1	N/A	91.0%	90.6%	93.4%
% of Patients satisfied with the time they had to wait for an appointment	1	1	N/A	87.1%	83.8%	87.6%

* This is based on patients treated on this contract for their most recent course of treatment. Figures in italics indicate the base number of FP17s or Patient Questionnaire responses are less than 100. N/A is shown where the base number of responses is less than 10 during the period. % is calculated as Quantity/Base number*100

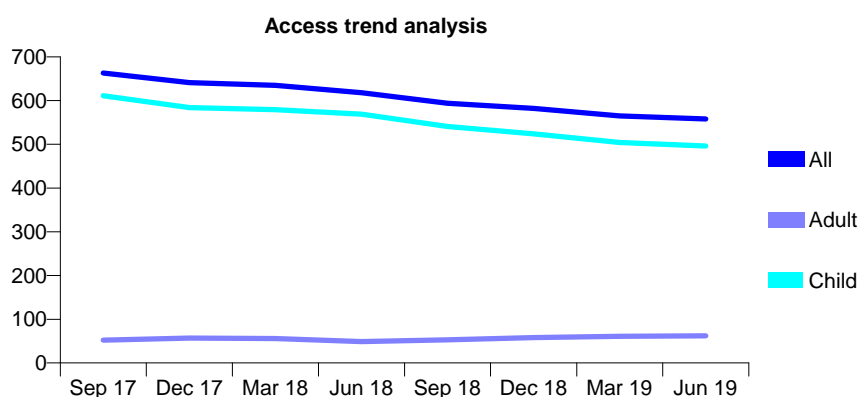
Q63 - Vital Signs At a Glance Contract Report for 335223/0001 - June 2019

Name or company name	MISS LJ LYNCH
Contract type name	GDS Contract
Purpose of contract	General
Contract start date	01/04/2006
Contract end date	

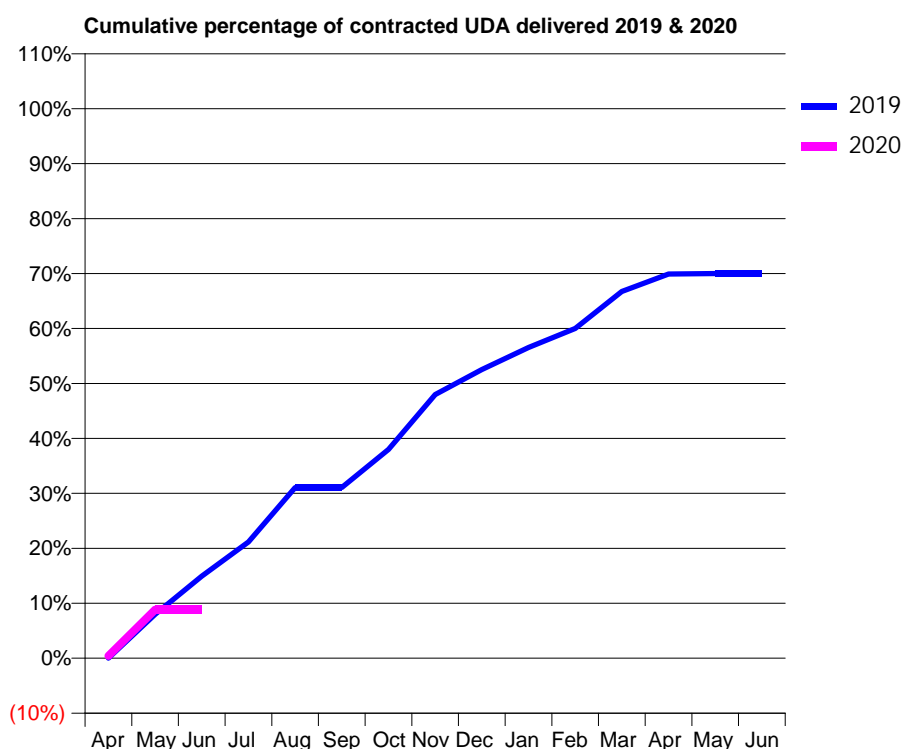
19/20 Contracted general activity (UDA)	950
Carry forward general activity (UDA)	0
19/20 Contracted orthodontic activity (UOA)	0
Carry forward orthodontic activity (UOA)	0
Baseline contract value	£21,707.06

ACCESS*

Patients seen in 24 months	Total	Change since previous quarter
Quarter ending June 2018	618	
Quarter ending September 2018	594	↓
Quarter ending December 2018	582	↓
Quarter ending March 2019	565	↓
Quarter ending June 2019	558	↓
Variance since June 2018	(9.7%)	↓



ACTIVITY



Month	2019	2020
April	0	4
May	76	84
June	142	84
July	201	
August	295	
September	295	
October	361	
November	456	
December	499	
January	537	
February	570	
March	634	
April	664	
May	665	
June	665	

QUALITY

	Quantity	Base Number	Contract	AT	Region	England
% of FP17s for the same patient ID Re-attending within 3 months - Children	3	71	4.2%	10.2%	11.9%	11.4%
% of FP17s for the same patient ID Re-attending within 3 months - Adults	1	5	20.0%	15.5%	17.2%	15.4%
% of FP17s for the same patient ID Re-attending between 3 & 9 months - Children	19	71	26.8%	50.1%	49.8%	59.8%
% of FP17s for the same patient ID Re-attending between 3 & 9 months - Adults	2	5	40.0%	39.4%	39.5%	52.1%
% of FP17s for Band 1 Urgent Courses	0	62	0.0%	10.5%	11.2%	9.2%
% of FP17s Relating to Free Repair or Replacements	0	62	0.0%	0.6%	0.5%	0.7%
% of FP17s Relating to Continuations	0	62	0.0%	0.8%	0.7%	0.8%
% of Patients satisfied with the dentistry they have received	0	0	N/A	91.0%	90.6%	93.4%
% of Patients satisfied with the time they had to wait for an appointment	0	0	N/A	87.1%	83.8%	87.6%

* This is based on patients treated on this contract for their most recent course of treatment.

Figures in italics indicate the base number of FP17s or Patient Questionnaire responses are less than 100. N/A is shown where the base number of responses is less than 10 during the period. % is calculated as Quantity/Base number*100

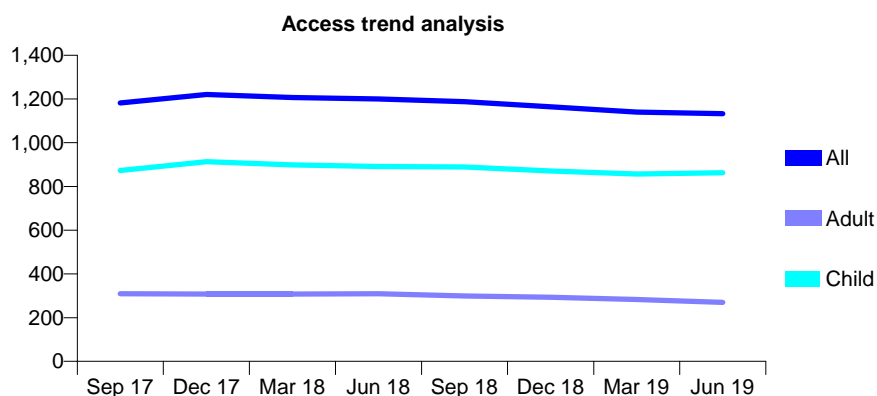
Q63 - Vital Signs At a Glance Contract Report for 335282/0001 - June 2019

Name or company name	MR SB PATEL
Contract type name	GDS Contract
Purpose of contract	General
Contract start date	01/06/2008
Contract end date	

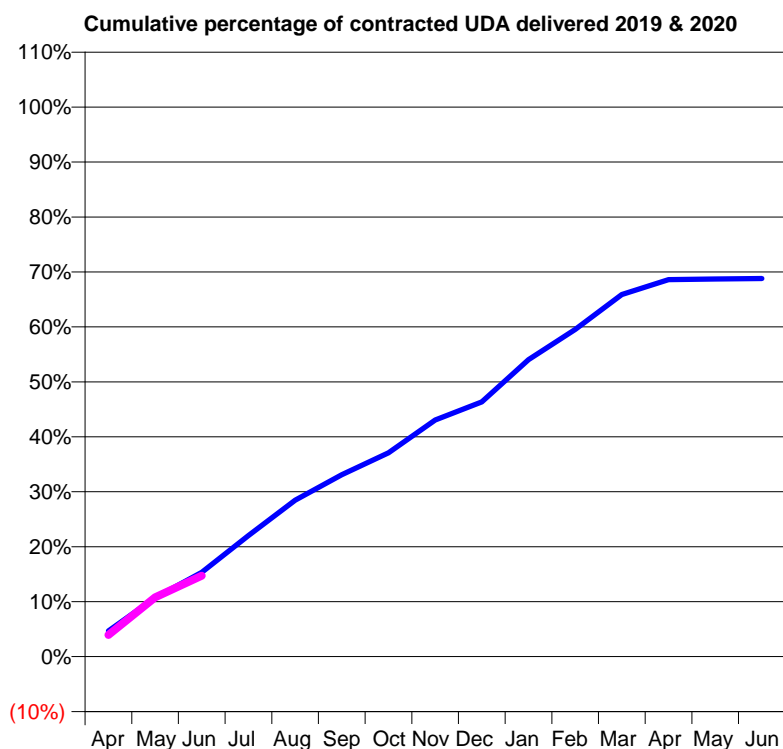
19/20 Contracted general activity (UDA)	2,750
Carry forward general activity (UDA)	0
19/20 Contracted orthodontic activity (UOA)	0
Carry forward orthodontic activity (UOA)	0
Baseline contract value	£60,146.14

ACCESS*

Patients seen in 24 months	Total	Change since previous quarter
Quarter ending June 2018	1,200	
Quarter ending September 2018	1,188	↓
Quarter ending December 2018	1,164	↓
Quarter ending March 2019	1,140	↓
Quarter ending June 2019	1,133	→
Variance since June 2018	(5.6%)	↓



ACTIVITY



Month	Adjusted Scheduled Activity (UDA)	
	2019	2020
April	128	108
May	295	297
June	422	405
July	606	
August	783	
September	910	
October	1,020	
November	1,184	
December	1,275	
January	1,486	
February	1,638	
March	1,812	
April	1,886	
May	1,889	
June	1,892	

QUALITY

	Quantity	Base Number	Contract	AT	Region	England
% of FP17s for the same patient ID Re-attending within 3 months - Children	10	289	3.5%	10.2%	11.9%	11.4%
% of FP17s for the same patient ID Re-attending within 3 months - Adults	3	50	6.0%	15.5%	17.2%	15.4%
% of FP17s for the same patient ID Re-attending between 3 & 9 months - Children	165	289	57.1%	50.1%	49.8%	59.8%
% of FP17s for the same patient ID Re-attending between 3 & 9 months - Adults	32	50	64.0%	39.4%	39.5%	52.1%
% of FP17s for Band 1 Urgent Courses	5	290	1.7%	10.5%	11.2%	9.2%
% of FP17s Relating to Free Repair or Replacements	0	290	0.0%	0.6%	0.5%	0.7%
% of FP17s Relating to Continuations	0	290	0.0%	0.8%	0.7%	0.8%
% of Patients satisfied with the dentistry they have received	0	0	N/A	91.0%	90.6%	93.4%
% of Patients satisfied with the time they had to wait for an appointment	0	0	N/A	87.1%	83.8%	87.6%

* This is based on patients treated on this contract for their most recent course of treatment. Figures in italics indicate the base number of FP17s or Patient Questionnaire responses are less than 100. N/A is shown where the base number of responses is less than 10 during the period. % is calculated as Quantity/Base number*100

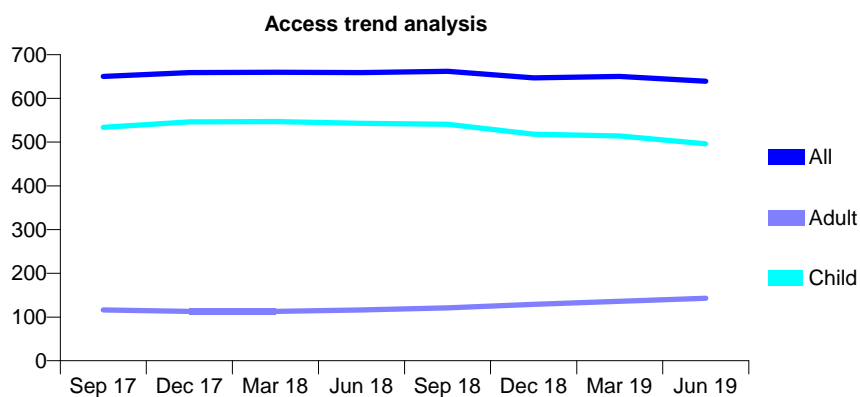
Q63 - Vital Signs At a Glance Contract Report for 336866/0001 - June 2019

Name or company name	MR MP O'BRIEN
Contract type name	GDS Contract
Purpose of contract	General
Contract start date	01/04/2006
Contract end date	

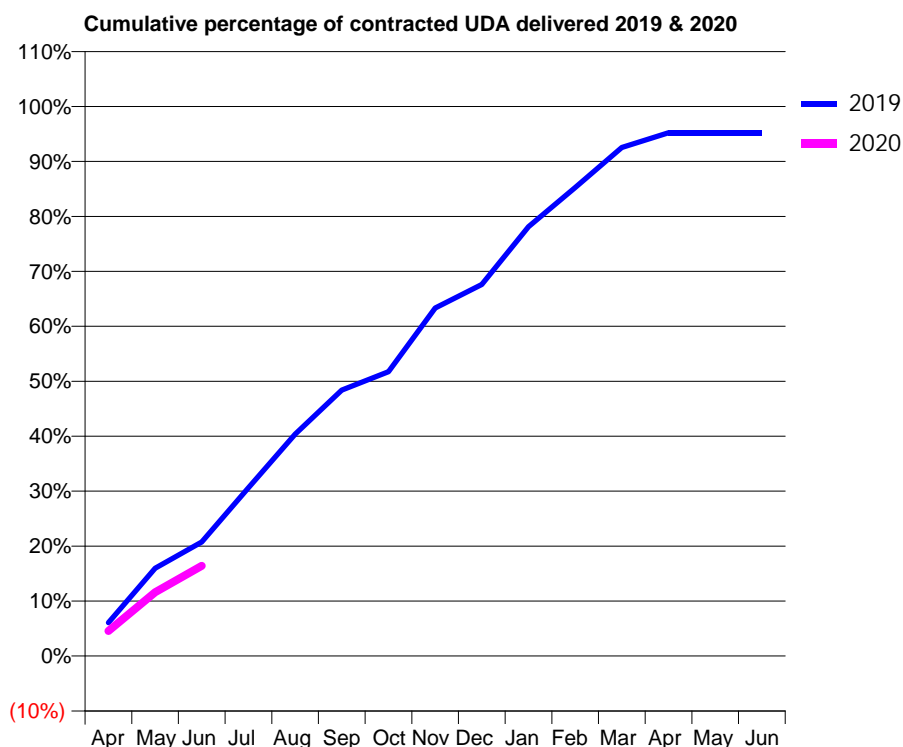
19/20 Contracted general activity (UDA)	1,235
Carry forward general activity (UDA)	0
19/20 Contracted orthodontic activity (UOA)	0
Carry forward orthodontic activity (UOA)	0
Baseline contract value	£27,707.52

ACCESS*

Patients seen in 24 months	Total	Change since previous quarter
Quarter ending June 2018	659	
Quarter ending September 2018	662	→
Quarter ending December 2018	647	↓
Quarter ending March 2019	650	→
Quarter ending June 2019	639	↓
Variance since June 2018	(3.0%)	↓



ACTIVITY



Month	Adjusted Scheduled Activity (UDA)	
	2019	2020
April	75	56
May	197	143
June	256	203
July	378	
August	499	
September	598	
October	639	
November	782	
December	835	
January	965	
February	1,053	
March	1,143	
April	1,176	
May	1,176	
June	1,176	

QUALITY

	Quantity	Base Number	Contract	AT	Region	England
% of FP17s for the same patient ID Re-attending within 3 months - Children	6	176	3.4%	10.2%	11.9%	11.4%
% of FP17s for the same patient ID Re-attending within 3 months - Adults	3	25	12.0%	15.5%	17.2%	15.4%
% of FP17s for the same patient ID Re-attending between 3 & 9 months - Children	128	176	72.7%	50.1%	49.8%	59.8%
% of FP17s for the same patient ID Re-attending between 3 & 9 months - Adults	12	25	48.0%	39.4%	39.5%	52.1%
% of FP17s for Band 1 Urgent Courses	4	172	2.3%	10.5%	11.2%	9.2%
% of FP17s Relating to Free Repair or Replacements	0	172	0.0%	0.6%	0.5%	0.7%
% of FP17s Relating to Continuations	0	172	0.0%	0.8%	0.7%	0.8%
% of Patients satisfied with the dentistry they have received	0	0	N/A	91.0%	90.6%	93.4%
% of Patients satisfied with the time they had to wait for an appointment	0	0	N/A	87.1%	83.8%	87.6%

* This is based on patients treated on this contract for their most recent course of treatment. Figures in italics indicate the base number of FP17s or Patient Questionnaire responses are less than 100. N/A is shown where the base number of responses is less than 10 during the period. % is calculated as Quantity/Base number*100

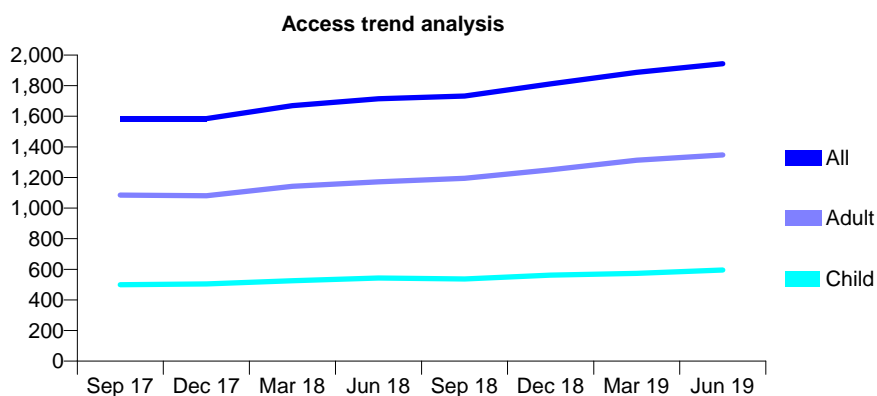
Q63 - Vital Signs At a Glance Contract Report for 337137/0001 - June 2019

Name or company name	MR G TSOLAKIDES
Contract type name	GDS Contract
Purpose of contract	General
Contract start date	01/04/2006
Contract end date	

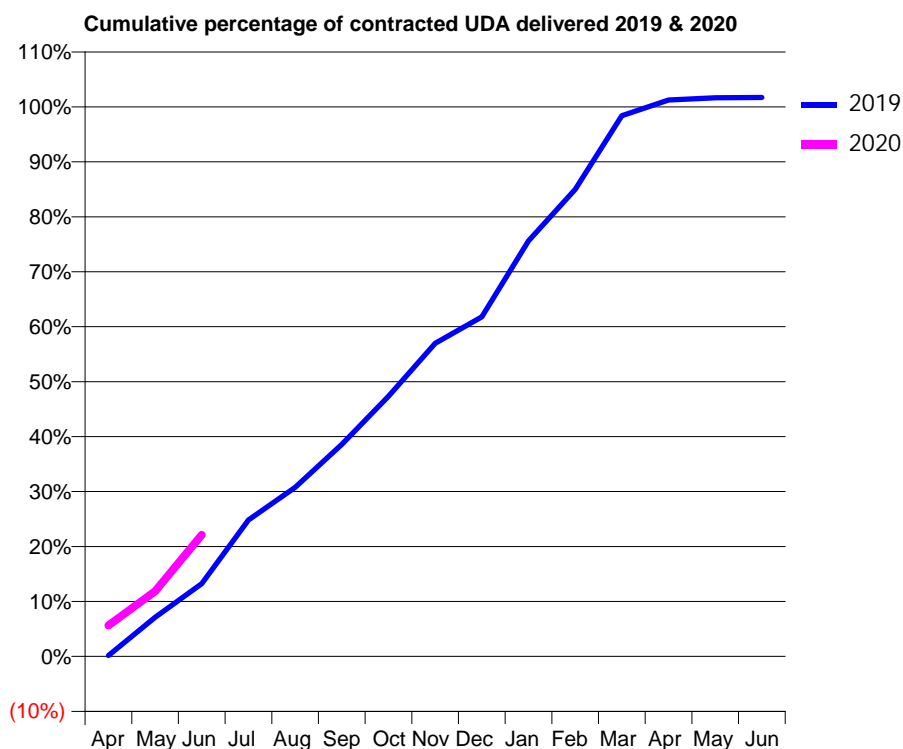
19/20 Contracted general activity (UDA)	5,119
Carry forward general activity (UDA)	0
19/20 Contracted orthodontic activity (UOA)	0
Carry forward orthodontic activity (UOA)	0
Baseline contract value	£141,229.19

ACCESS*

Patients seen in 24 months	Total	Change since previous quarter
Quarter ending June 2018	1,715	
Quarter ending September 2018	1,732	→
Quarter ending December 2018	1,812	↑
Quarter ending March 2019	1,887	↑
Quarter ending June 2019	1,944	↑
Variance since June 2018	13.4%	↑



ACTIVITY



Adjusted Scheduled Activity (UDA)		
Month	2019	2020
April	9	289
May	365	609
June	678	1,132
July	1,271	
August	1,574	
September	1,975	
October	2,423	
November	2,916	
December	3,162	
January	3,870	
February	4,351	
March	5,037	
April	5,183	
May	5,203	
June	5,207	

QUALITY

	Quantity	Base Number	Contract	AT	Region	England
% of FP17s for the same patient ID Re-attending within 3 months - Children	12	194	6.2%	10.2%	11.9%	11.4%
% of FP17s for the same patient ID Re-attending within 3 months - Adults	36	311	11.6%	15.5%	17.2%	15.4%
% of FP17s for the same patient ID Re-attending between 3 & 9 months - Children	112	194	57.7%	50.1%	49.8%	59.8%
% of FP17s for the same patient ID Re-attending between 3 & 9 months - Adults	112	311	36.0%	39.4%	39.5%	52.1%
% of FP17s for Band 1 Urgent Courses	27	435	6.2%	10.5%	11.2%	9.2%
% of FP17s Relating to Free Repair or Replacements	1	435	0.2%	0.6%	0.5%	0.7%
% of FP17s Relating to Continuations	0	435	0.0%	0.8%	0.7%	0.8%
% of Patients satisfied with the dentistry they have received	0	0	N/A	91.0%	90.6%	93.4%
% of Patients satisfied with the time they had to wait for an appointment	0	0	N/A	87.1%	83.8%	87.6%

* This is based on patients treated on this contract for their most recent course of treatment. Figures in italics indicate the base number of FP17s or Patient Questionnaire responses are less than 100. N/A is shown where the base number of responses is less than 10 during the period. % is calculated as Quantity/Base number*100

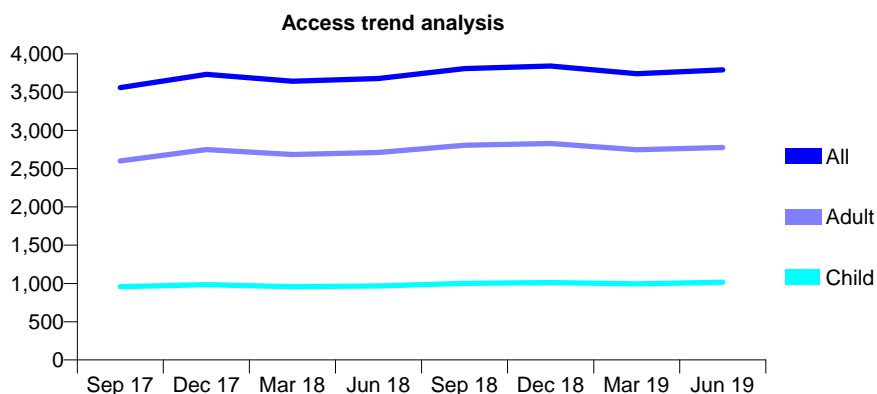
Q63 - Vital Signs At a Glance Contract Report for 337765/0002 - June 2019

Name or company name	MR SI YOUNG
Contract type name	GDS Contract
Purpose of contract	General
Contract start date	01/04/2006
Contract end date	

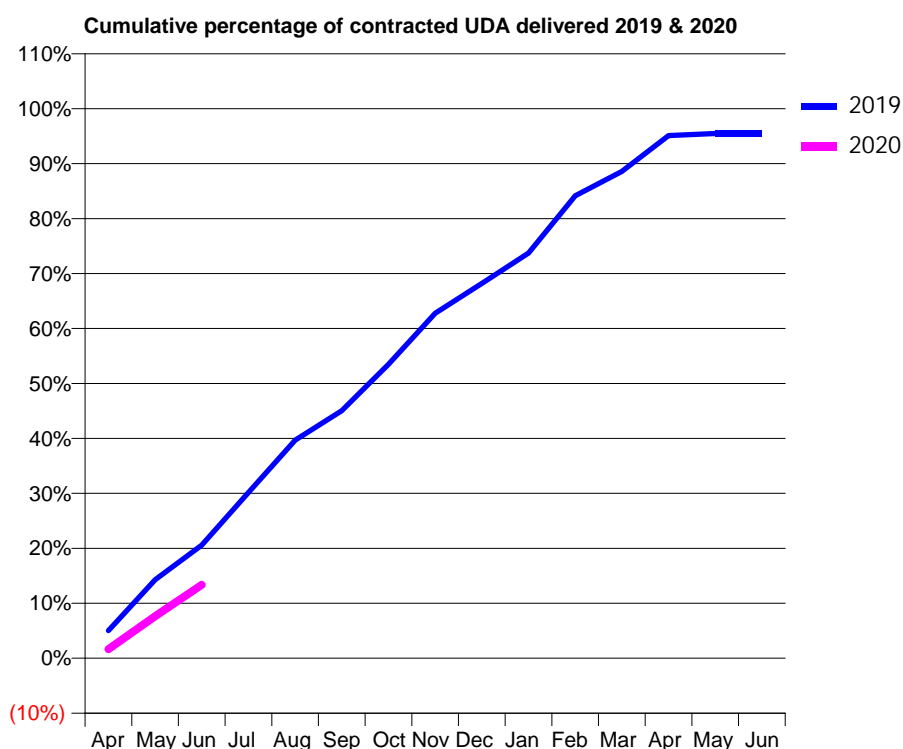
19/20 Contracted general activity (UDA)	10,500
Carry forward general activity (UDA)	0
19/20 Contracted orthodontic activity (UOA)	0
Carry forward orthodontic activity (UOA)	0
Baseline contract value	£268,241.80

ACCESS*

Patients seen in 24 months	Total	Change since previous quarter
Quarter ending June 2018	3,679	
Quarter ending September 2018	3,807	↑
Quarter ending December 2018	3,840	→
Quarter ending March 2019	3,741	↓
Quarter ending June 2019	3,790	→
Variance since June 2018	3.0%	↑



ACTIVITY



Month	2019	2020
April	528	174
May	1,500	804
June	2,163	1,402
July	3,166	
August	4,168	
September	4,730	
October	5,616	
November	6,591	
December	7,159	
January	7,743	
February	8,836	
March	9,300	
April	9,985	
May	10,025	
June	10,026	

QUALITY

	Quantity	Base Number	Contract	AT	Region	England
% of FP17s for the same patient ID Re-attending within 3 months - Children	12	290	4.1%	10.2%	11.9%	11.4%
% of FP17s for the same patient ID Re-attending within 3 months - Adults	99	685	14.5%	15.5%	17.2%	15.4%
% of FP17s for the same patient ID Re-attending between 3 & 9 months - Children	142	290	49.0%	50.1%	49.8%	59.8%
% of FP17s for the same patient ID Re-attending between 3 & 9 months - Adults	236	685	34.5%	39.4%	39.5%	52.1%
% of FP17s for Band 1 Urgent Courses	92	684	13.5%	10.5%	11.2%	9.2%
% of FP17s Relating to Free Repair or Replacements	0	684	0.0%	0.6%	0.5%	0.7%
% of FP17s Relating to Continuations	3	684	0.4%	0.8%	0.7%	0.8%
% of Patients satisfied with the dentistry they have received	0	0	N/A	91.0%	90.6%	93.4%
% of Patients satisfied with the time they had to wait for an appointment	0	0	N/A	87.1%	83.8%	87.6%

* This is based on patients treated on this contract for their most recent course of treatment.

Figures in italics indicate the base number of FP17s or Patient Questionnaire responses are less than 100. N/A is shown where the base number of responses is less than 10 during the period. % is calculated as Quantity/Base number*100

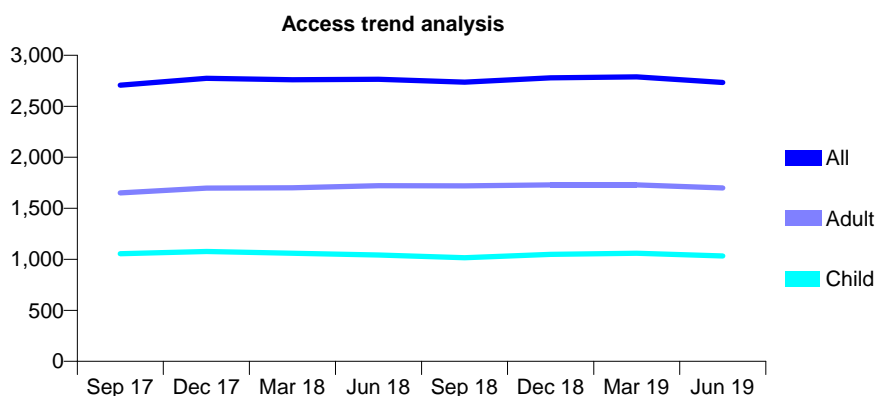
Q63 - Vital Signs At a Glance Contract Report for 338664/0001 - June 2019

Name or company name	MR MR POURREZA JORSHARI
Contract type name	GDS Contract
Purpose of contract	General
Contract start date	01/04/2006
Contract end date	

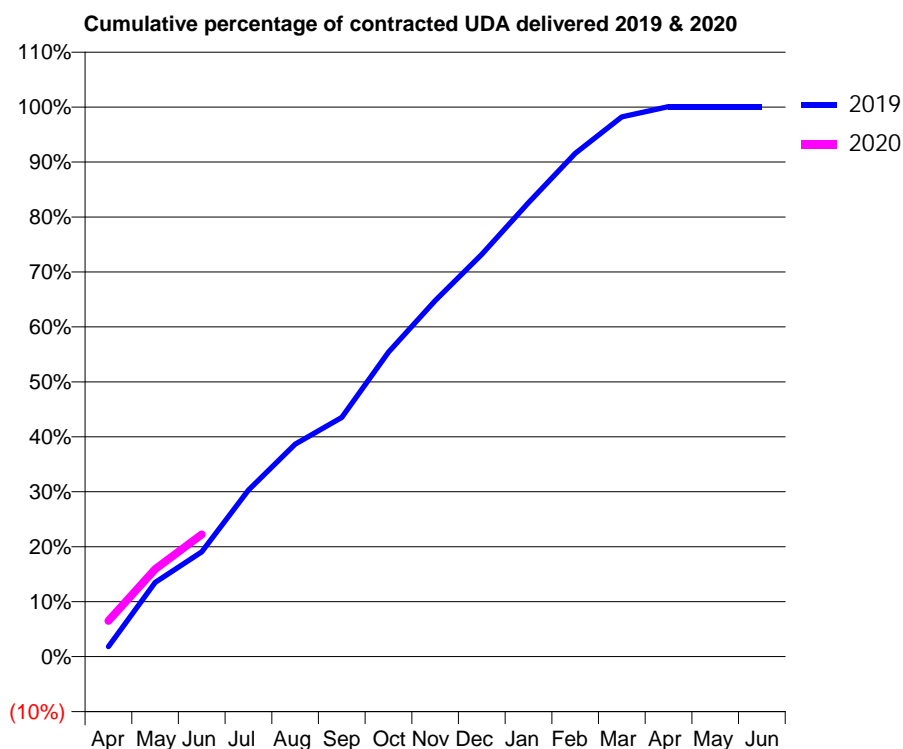
19/20 Contracted general activity (UDA)	6,890
Carry forward general activity (UDA)	0
19/20 Contracted orthodontic activity (UOA)	0
Carry forward orthodontic activity (UOA)	0
Baseline contract value	£224,914.77

ACCESS*

Patients seen in 24 months	Total	Change since previous quarter
Quarter ending June 2018	2,764	
Quarter ending September 2018	2,736	↓
Quarter ending December 2018	2,779	→
Quarter ending March 2019	2,789	→
Quarter ending June 2019	2,733	↓
Variance since June 2018	(1.1%)	↓



ACTIVITY



Month	Adjusted Scheduled Activity (UDA)	
	2019	2020
April	127	449
May	931	1,098
June	1,313	1,533
July	2,087	
August	2,665	
September	2,999	
October	3,819	
November	4,463	
December	5,043	
January	5,690	
February	6,310	
March	6,767	
April	6,897	
May	6,897	
June	6,897	

QUALITY

	Quantity	Base Number	Contract	AT	Region	England
% of FP17s for the same patient ID Re-attending within 3 months - Children	20	227	8.8%	10.2%	11.9%	11.4%
% of FP17s for the same patient ID Re-attending within 3 months - Adults	39	312	12.5%	15.5%	17.2%	15.4%
% of FP17s for the same patient ID Re-attending between 3 & 9 months - Children	81	227	35.7%	50.1%	49.8%	59.8%
% of FP17s for the same patient ID Re-attending between 3 & 9 months - Adults	65	312	20.8%	39.4%	39.5%	52.1%
% of FP17s for Band 1 Urgent Courses	50	498	10.0%	10.5%	11.2%	9.2%
% of FP17s Relating to Free Repair or Replacements	0	498	0.0%	0.6%	0.5%	0.7%
% of FP17s Relating to Continuations	1	498	0.2%	0.8%	0.7%	0.8%
% of Patients satisfied with the dentistry they have received	0	0	N/A	91.0%	90.6%	93.4%
% of Patients satisfied with the time they had to wait for an appointment	0	0	N/A	87.1%	83.8%	87.6%

* This is based on patients treated on this contract for their most recent course of treatment. Figures in italics indicate the base number of FP17s or Patient Questionnaire responses are less than 100. N/A is shown where the base number of responses is less than 10 during the period. % is calculated as Quantity/Base number*100

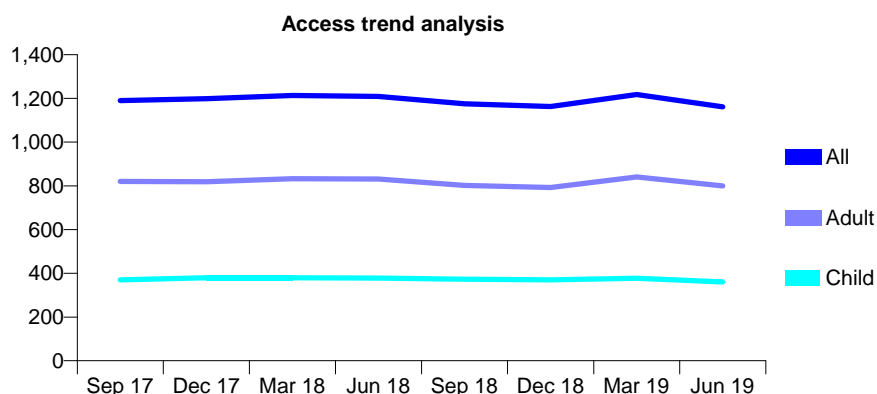
Q63 - Vital Signs At a Glance Contract Report for 338664/0002 - June 2019

Name or company name	MR MR POURREZA JORSHARI
Contract type name	GDS Contract
Purpose of contract	General
Contract start date	01/04/2006
Contract end date	

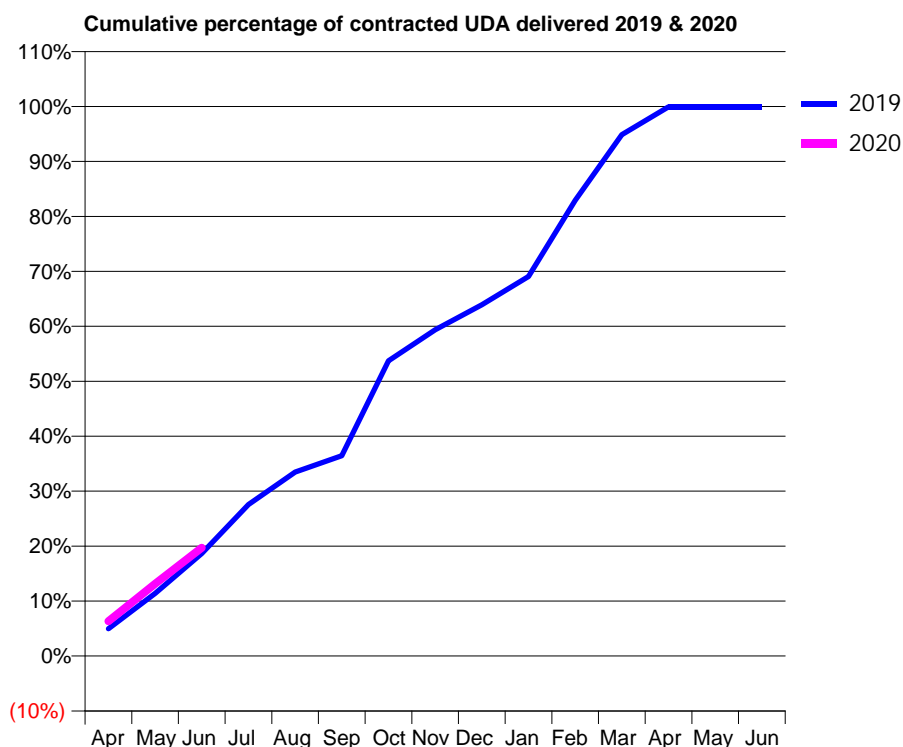
19/20 Contracted general activity (UDA)	3,547
Carry forward general activity (UDA)	0
19/20 Contracted orthodontic activity (UOA)	0
Carry forward orthodontic activity (UOA)	0
Baseline contract value	£115,200.92

ACCESS*

Patients seen in 24 months	Total	Change since previous quarter
Quarter ending June 2018	1,209	
Quarter ending September 2018	1,175	↓
Quarter ending December 2018	1,163	↓
Quarter ending March 2019	1,218	↑
Quarter ending June 2019	1,161	↓
Variance since June 2018	(4.0%)	↓



ACTIVITY



Month	Adjusted Scheduled Activity (UDA)	
	2019	2020
April	176	225
May	404	467
June	662	699
July	979	
August	1,187	
September	1,293	
October	1,905	
November	2,106	
December	2,267	
January	2,450	
February	2,941	
March	3,365	
April	3,545	
May	3,545	
June	3,545	

QUALITY

	Quantity	Base Number	Contract	AT	Region	England
% of FP17s for the same patient ID Re-attending within 3 months - Children	8	94	8.5%	10.2%	11.9%	11.4%
% of FP17s for the same patient ID Re-attending within 3 months - Adults	22	155	14.2%	15.5%	17.2%	15.4%
% of FP17s for the same patient ID Re-attending between 3 & 9 months - Children	26	94	27.7%	50.1%	49.8%	59.8%
% of FP17s for the same patient ID Re-attending between 3 & 9 months - Adults	39	155	25.2%	39.4%	39.5%	52.1%
% of FP17s for Band 1 Urgent Courses	7	206	3.4%	10.5%	11.2%	9.2%
% of FP17s Relating to Free Repair or Replacements	0	206	0.0%	0.6%	0.5%	0.7%
% of FP17s Relating to Continuations	5	206	2.4%	0.8%	0.7%	0.8%
% of Patients satisfied with the dentistry they have received	0	0	N/A	91.0%	90.6%	93.4%
% of Patients satisfied with the time they had to wait for an appointment	0	0	N/A	87.1%	83.8%	87.6%

* This is based on patients treated on this contract for their most recent course of treatment. Figures in italics indicate the base number of FP17s or Patient Questionnaire responses are less than 100. N/A is shown where the base number of responses is less than 10 during the period. % is calculated as Quantity/Base number*100

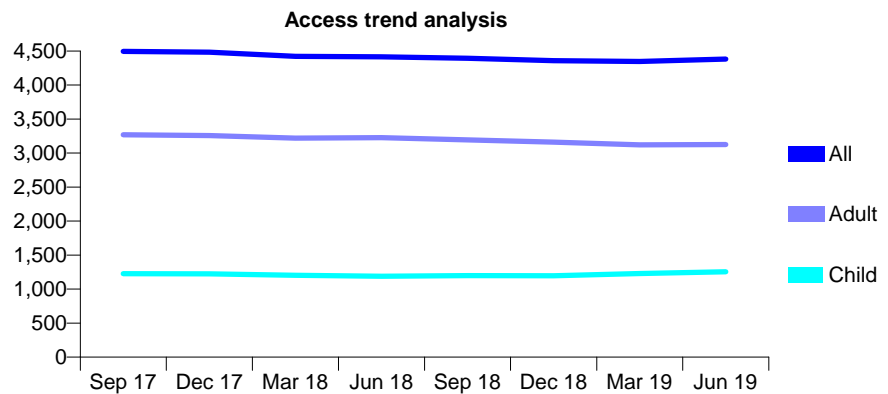
Q63 - Vital Signs At a Glance Contract Report for 339679/0001 - June 2019

Name or company name	MR H GHODS
Contract type name	GDS Contract
Purpose of contract	General
Contract start date	01/04/2006
Contract end date	

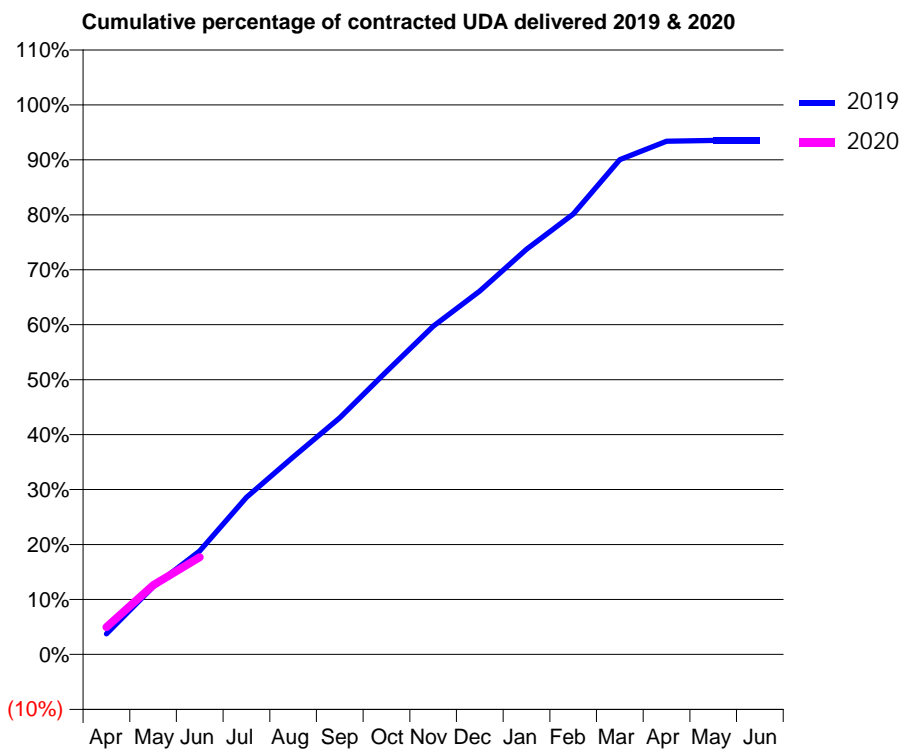
19/20 Contracted general activity (UDA)	18,267
Carry forward general activity (UDA)	0
19/20 Contracted orthodontic activity (UOA)	0
Carry forward orthodontic activity (UOA)	0
Baseline contract value	£556,843.85

ACCESS*

Patients seen in 24 months	Total	Change since previous quarter
Quarter ending June 2018	4,415	
Quarter ending September 2018	4,394	→
Quarter ending December 2018	4,359	→
Quarter ending March 2019	4,349	→
Quarter ending June 2019	4,382	→
Variance since June 2018	(0.7%)	→



ACTIVITY



Month	2019	2020
April	684	908
May	2,251	2,303
June	3,443	3,232
July	5,222	
August	6,561	
September	7,864	
October	9,406	
November	10,907	
December	12,079	
January	13,469	
February	14,636	
March	16,448	
April	17,054	
May	17,082	
June	17,082	

QUALITY

	Quantity	Base Number	Contract	AT	Region	England
% of FP17s for the same patient ID Re-attending within 3 months - Children	20	356	5.6%	10.2%	11.9%	11.4%
% of FP17s for the same patient ID Re-attending within 3 months - Adults	171	855	20.0%	15.5%	17.2%	15.4%
% of FP17s for the same patient ID Re-attending between 3 & 9 months - Children	180	356	50.6%	50.1%	49.8%	59.8%
% of FP17s for the same patient ID Re-attending between 3 & 9 months - Adults	350	855	40.9%	39.4%	39.5%	52.1%
% of FP17s for Band 1 Urgent Courses	119	1,027	11.6%	10.5%	11.2%	9.2%
% of FP17s Relating to Free Repair or Replacements	10	1,027	1.0%	0.6%	0.5%	0.7%
% of FP17s Relating to Continuations	8	1,027	0.8%	0.8%	0.7%	0.8%
% of Patients satisfied with the dentistry they have received	0	0	N/A	91.0%	90.6%	93.4%
% of Patients satisfied with the time they had to wait for an appointment	0	0	N/A	87.1%	83.8%	87.6%

* This is based on patients treated on this contract for their most recent course of treatment. Figures in italics indicate the base number of FP17s or Patient Questionnaire responses are less than 100. N/A is shown where the base number of responses is less than 10 during the period. % is calculated as Quantity/Base number*100

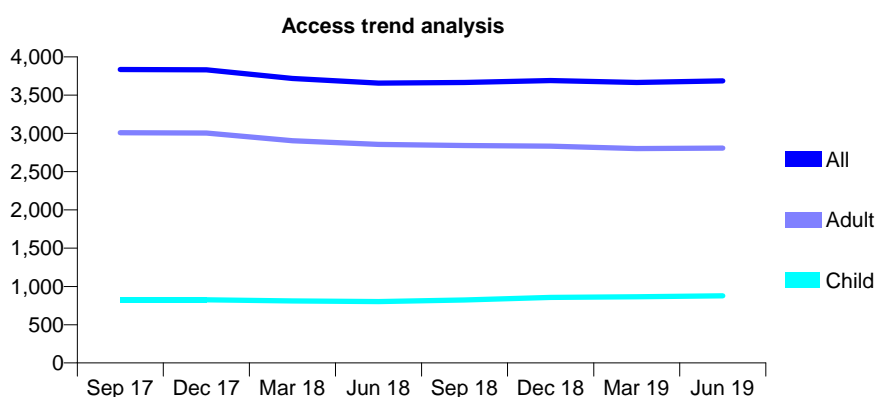
Q63 - Vital Signs At a Glance Contract Report for 340383/0001 - June 2019

Name or company name	MR NC RODRIGUES
Contract type name	GDS Contract
Purpose of contract	General
Contract start date	01/04/2006
Contract end date	

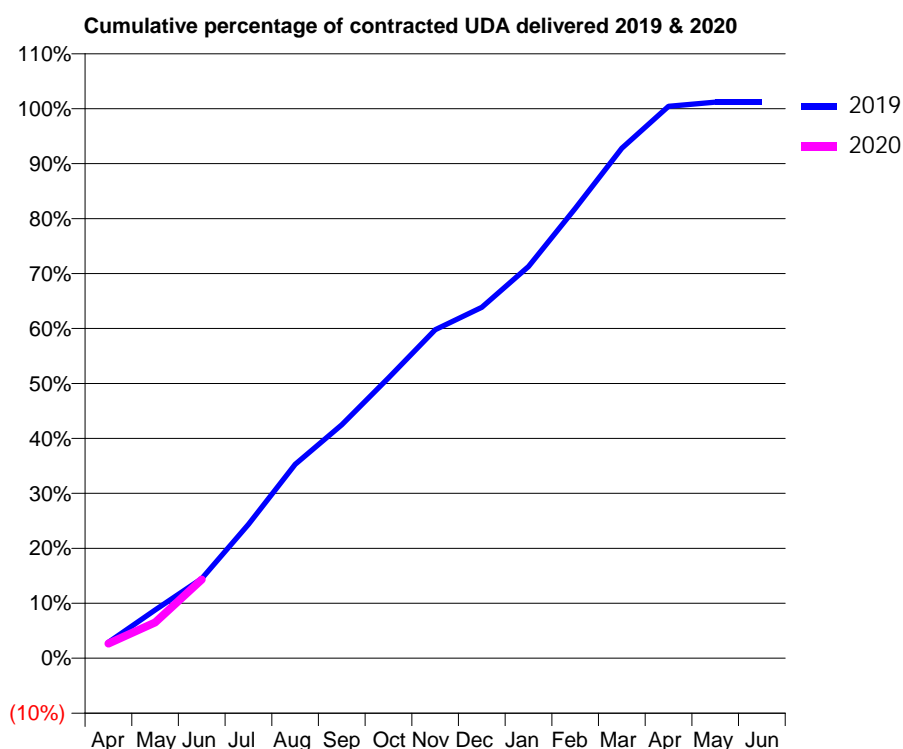
19/20 Contracted general activity (UDA)	10,312
Carry forward general activity (UDA)	0
19/20 Contracted orthodontic activity (UOA)	0
Carry forward orthodontic activity (UOA)	0
Baseline contract value	£337,884.66

ACCESS*

Patients seen in 24 months	Total	Change since previous quarter
Quarter ending June 2018	3,658	
Quarter ending September 2018	3,664	→
Quarter ending December 2018	3,690	→
Quarter ending March 2019	3,667	→
Quarter ending June 2019	3,685	→
Variance since June 2018	0.7%	→



ACTIVITY



Month	2019	2020
April	300	274
May	903	671
June	1,494	1,478
July	2,512	
August	3,639	
September	4,381	
October	5,261	
November	6,164	
December	6,586	
January	7,352	
February	8,440	
March	9,568	
April	10,356	
May	10,434	
June	10,434	

QUALITY

	Quantity	Base Number	Contract	AT	Region	England
% of FP17s for the same patient ID Re-attending within 3 months - Children	0	224	0.0%	10.2%	11.9%	11.4%
% of FP17s for the same patient ID Re-attending within 3 months - Adults	17	594	2.9%	15.5%	17.2%	15.4%
% of FP17s for the same patient ID Re-attending between 3 & 9 months - Children	103	224	46.0%	50.1%	49.8%	59.8%
% of FP17s for the same patient ID Re-attending between 3 & 9 months - Adults	238	594	40.1%	39.4%	39.5%	52.1%
% of FP17s for Band 1 Urgent Courses	60	642	9.3%	10.5%	11.2%	9.2%
% of FP17s Relating to Free Repair or Replacements	0	642	0.0%	0.6%	0.5%	0.7%
% of FP17s Relating to Continuations	0	642	0.0%	0.8%	0.7%	0.8%
% of Patients satisfied with the dentistry they have received	3	3	N/A	91.0%	90.6%	93.4%
% of Patients satisfied with the time they had to wait for an appointment	3	3	N/A	87.1%	83.8%	87.6%

* This is based on patients treated on this contract for their most recent course of treatment.

Figures in italics indicate the base number of FP17s or Patient Questionnaire responses are less than 100. N/A is shown where the base number of responses is less than 10 during the period. % is calculated as Quantity/Base number*100

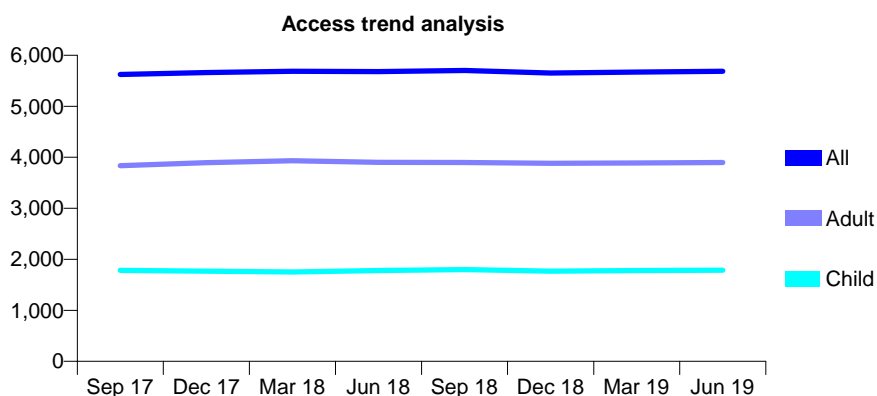
Q63 - Vital Signs At a Glance Contract Report for 340529/0001 - June 2019

Name or company name	MRS K THILLAINATHAN
Contract type name	GDS Contract
Purpose of contract	General
Contract start date	01/04/2006
Contract end date	

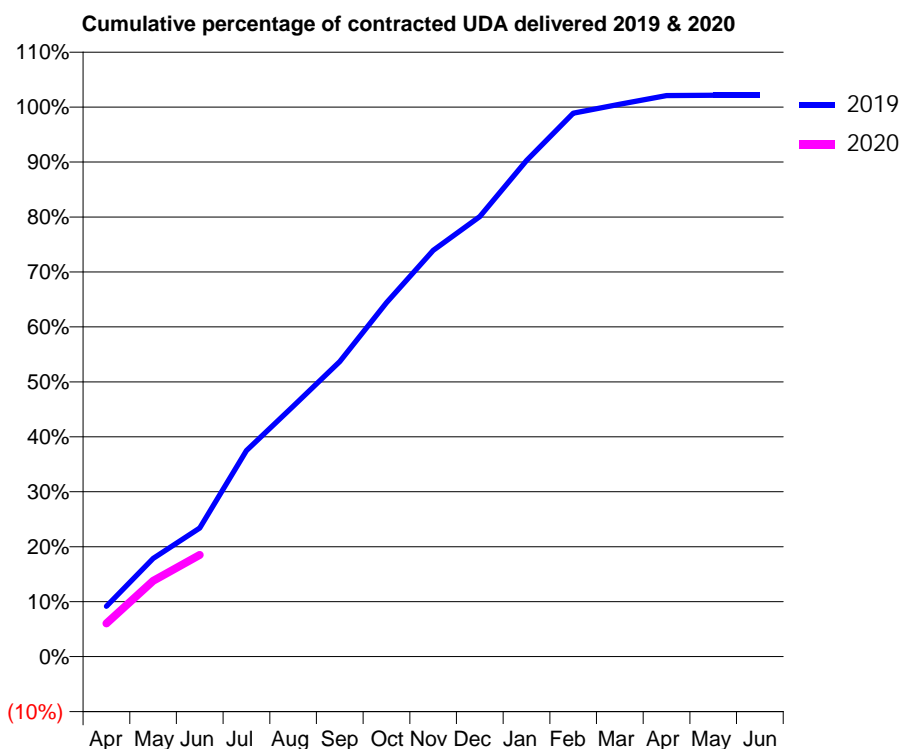
19/20 Contracted general activity (UDA)	14,339
Carry forward general activity (UDA)	0
19/20 Contracted orthodontic activity (UOA)	0
Carry forward orthodontic activity (UOA)	0
Baseline contract value	£360,884.03

ACCESS*

Patients seen in 24 months	Total	Change since previous quarter
Quarter ending June 2018	5,681	
Quarter ending September 2018	5,700	→
Quarter ending December 2018	5,652	→
Quarter ending March 2019	5,669	→
Quarter ending June 2019	5,687	→
Variance since June 2018	0.1%	→



ACTIVITY



Month	Adjusted Scheduled Activity (UDA)	
	2019	2020
April	1,315	868
May	2,564	1,979
June	3,356	2,652
July	5,376	
August	6,534	
September	7,699	
October	9,232	
November	10,600	
December	11,481	
January	12,941	
February	14,177	
March	14,415	
April	14,637	
May	14,647	
June	14,647	

QUALITY

	Quantity	Base Number	Contract	AT	Region	England
% of FP17s for the same patient ID Re-attending within 3 months - Children	40	613	6.5%	10.2%	11.9%	11.4%
% of FP17s for the same patient ID Re-attending within 3 months - Adults	123	971	12.7%	15.5%	17.2%	15.4%
% of FP17s for the same patient ID Re-attending between 3 & 9 months - Children	373	613	60.8%	50.1%	49.8%	59.8%
% of FP17s for the same patient ID Re-attending between 3 & 9 months - Adults	506	971	52.1%	39.4%	39.5%	52.1%
% of FP17s for Band 1 Urgent Courses	172	1,454	11.8%	10.5%	11.2%	9.2%
% of FP17s Relating to Free Repair or Replacements	11	1,454	0.8%	0.6%	0.5%	0.7%
% of FP17s Relating to Continuations	4	1,454	0.3%	0.8%	0.7%	0.8%
% of Patients satisfied with the dentistry they have received	3	3	N/A	91.0%	90.6%	93.4%
% of Patients satisfied with the time they had to wait for an appointment	3	3	N/A	87.1%	83.8%	87.6%

* This is based on patients treated on this contract for their most recent course of treatment. Figures in italics indicate the base number of FP17s or Patient Questionnaire responses are less than 100. N/A is shown where the base number of responses is less than 10 during the period. % is calculated as Quantity/Base number*100

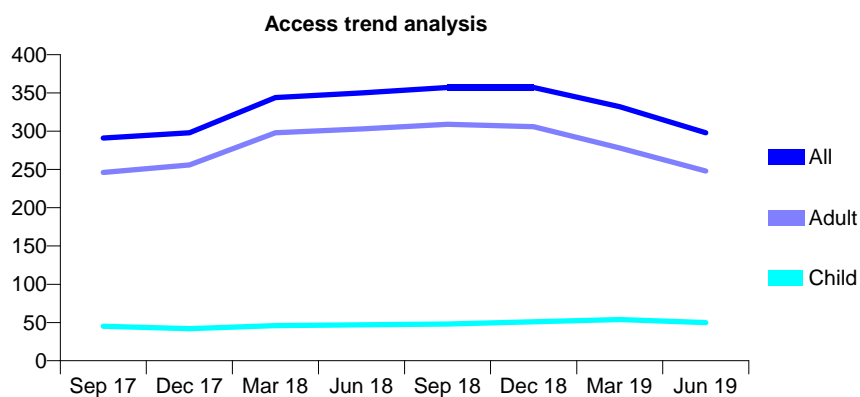
Q63 - Vital Signs At a Glance Contract Report for 340529/0002 - June 2019

Name or company name	MRS K THILLAINATHAN
Contract type name	GDS Contract
Purpose of contract	General
Contract start date	01/04/2006
Contract end date	

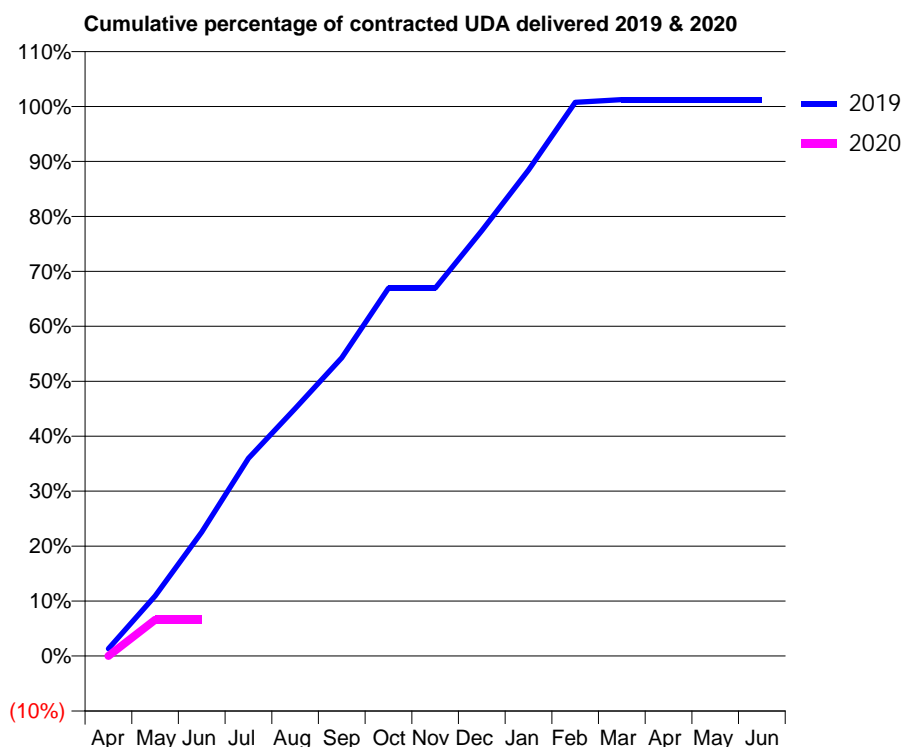
19/20 Contracted general activity (UDA)	761
Carry forward general activity (UDA)	0
19/20 Contracted orthodontic activity (UOA)	0
Carry forward orthodontic activity (UOA)	0
Baseline contract value	£27,038.15

ACCESS*

Patients seen in 24 months	Total	Change since previous quarter
Quarter ending June 2018	350	
Quarter ending September 2018	357	↑
Quarter ending December 2018	357	→
Quarter ending March 2019	332	↓
Quarter ending June 2019	298	↓
Variance since June 2018	(14.9%)	↓



ACTIVITY



Month	Adjusted Scheduled Activity (UDA)	
	2019	2020
April	10	0
May	83	50
June	172	50
July	274	
August	343	
September	413	
October	509	
November	509	
December	589	
January	673	
February	767	
March	771	
April	771	
May	771	
June	771	

QUALITY

	Quantity	Base Number	Contract	AT	Region	England
% of FP17s for the same patient ID Re-attending within 3 months - Children	0	4	0.0%	10.2%	11.9%	11.4%
% of FP17s for the same patient ID Re-attending within 3 months - Adults	1	15	6.7%	15.5%	17.2%	15.4%
% of FP17s for the same patient ID Re-attending between 3 & 9 months - Children	1	4	25.0%	50.1%	49.8%	59.8%
% of FP17s for the same patient ID Re-attending between 3 & 9 months - Adults	2	15	13.3%	39.4%	39.5%	52.1%
% of FP17s for Band 1 Urgent Courses	2	19	10.5%	10.5%	11.2%	9.2%
% of FP17s Relating to Free Repair or Replacements	0	19	0.0%	0.6%	0.5%	0.7%
% of FP17s Relating to Continuations	0	19	0.0%	0.8%	0.7%	0.8%
% of Patients satisfied with the dentistry they have received	0	0	N/A	91.0%	90.6%	93.4%
% of Patients satisfied with the time they had to wait for an appointment	0	0	N/A	87.1%	83.8%	87.6%

* This is based on patients treated on this contract for their most recent course of treatment. Figures in italics indicate the base number of FP17s or Patient Questionnaire responses are less than 100. N/A is shown where the base number of responses is less than 10 during the period. % is calculated as Quantity/Base number*100

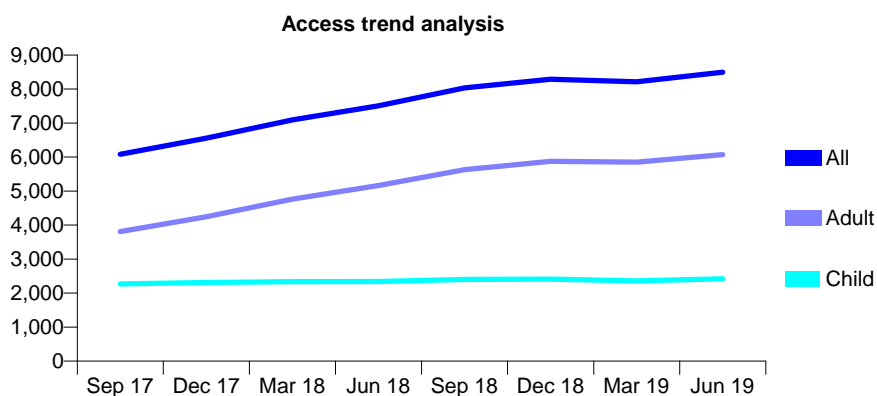
Q63 - Vital Signs At a Glance Contract Report for 341517/0001 - June 2019

Name or company name	MR AR NADJAFI
Contract type name	GDS Contract
Purpose of contract	General
Contract start date	01/04/2006
Contract end date	

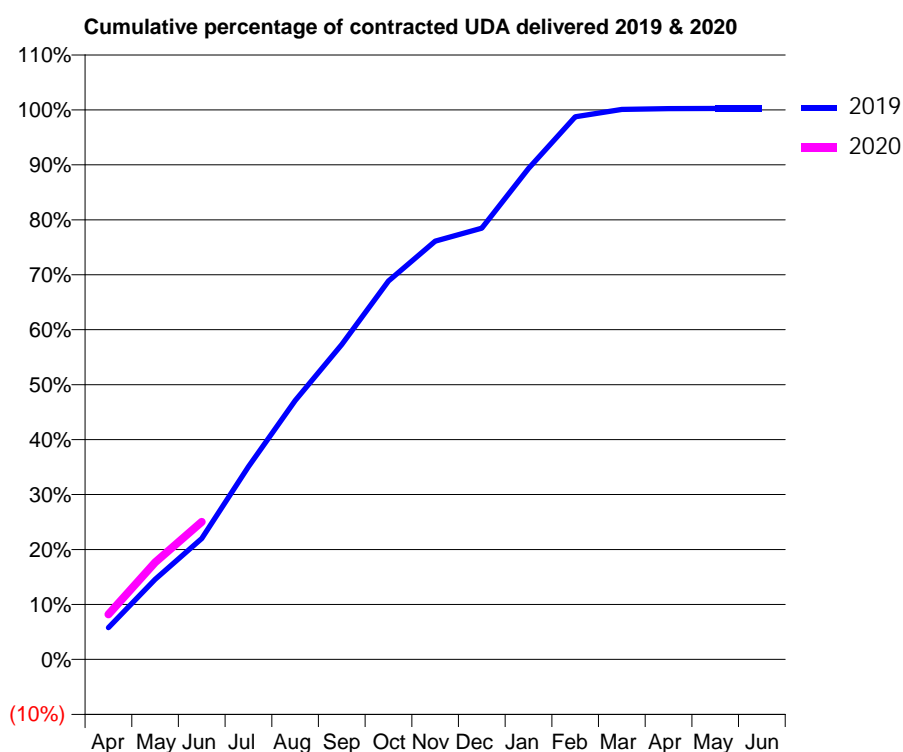
19/20 Contracted general activity (UDA)	22,500
Carry forward general activity (UDA)	0
19/20 Contracted orthodontic activity (UOA)	0
Carry forward orthodontic activity (UOA)	0
Baseline contract value	£672,820.11

ACCESS*

Patients seen in 24 months	Total	Change since previous quarter
Quarter ending June 2018	7,508	
Quarter ending September 2018	8,033	↑
Quarter ending December 2018	8,290	↑
Quarter ending March 2019	8,214	→
Quarter ending June 2019	8,496	↑
Variance since June 2018	13.2%	↑



ACTIVITY



Month	2019	2020
April	1,304	1,842
May	3,279	3,975
June	4,950	5,629
July	7,894	
August	10,602	
September	12,892	
October	15,494	
November	17,123	
December	17,656	
January	20,099	
February	22,217	
March	22,515	
April	22,552	
May	22,560	
June	22,560	

QUALITY

	Quantity	Base Number	Contract	AT	Region	England
% of FP17s for the same patient ID Re-attending within 3 months - Children	36	747	4.8%	10.2%	11.9%	11.4%
% of FP17s for the same patient ID Re-attending within 3 months - Adults	168	1,441	11.7%	15.5%	17.2%	15.4%
% of FP17s for the same patient ID Re-attending between 3 & 9 months - Children	332	747	44.4%	50.1%	49.8%	59.8%
% of FP17s for the same patient ID Re-attending between 3 & 9 months - Adults	544	1,441	37.8%	39.4%	39.5%	52.1%
% of FP17s for Band 1 Urgent Courses	142	2,163	6.6%	10.5%	11.2%	9.2%
% of FP17s Relating to Free Repair or Replacements	2	2,163	0.1%	0.6%	0.5%	0.7%
% of FP17s Relating to Continuations	13	2,163	0.6%	0.8%	0.7%	0.8%
% of Patients satisfied with the dentistry they have received	1	1	N/A	91.0%	90.6%	93.4%
% of Patients satisfied with the time they had to wait for an appointment	0	1	N/A	87.1%	83.8%	87.6%

* This is based on patients treated on this contract for their most recent course of treatment. Figures in italics indicate the base number of FP17s or Patient Questionnaire responses are less than 100. N/A is shown where the base number of responses is less than 10 during the period. % is calculated as Quantity/Base number*100

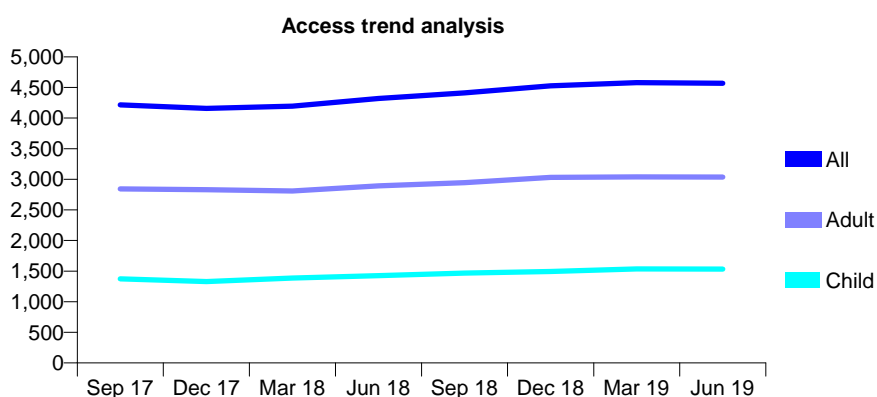
Q63 - Vital Signs At a Glance Contract Report for 345725/0001 - June 2019

Name or company name	DR OO AJANAKU
Contract type name	GDS Contract
Purpose of contract	General
Contract start date	01/04/2006
Contract end date	

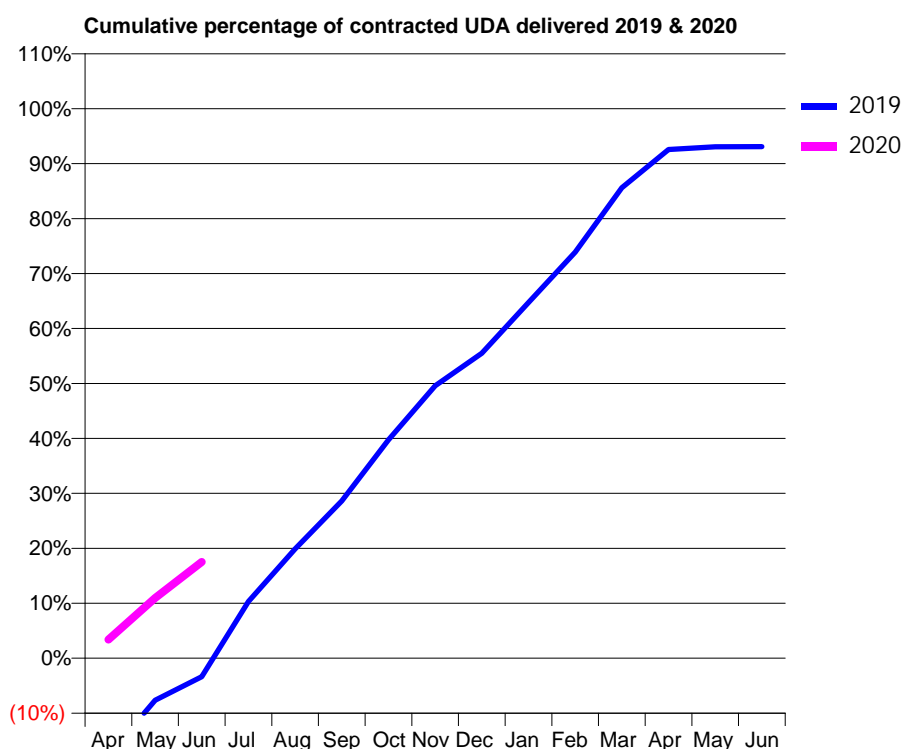
19/20 Contracted general activity (UDA)	13,100
Carry forward general activity (UDA)	0
19/20 Contracted orthodontic activity (UOA)	0
Carry forward orthodontic activity (UOA)	0
Baseline contract value	£419,193.46

ACCESS*

Patients seen in 24 months	Total	Change since previous quarter
Quarter ending June 2018	4,319	
Quarter ending September 2018	4,412	↑
Quarter ending December 2018	4,526	↑
Quarter ending March 2019	4,578	→
Quarter ending June 2019	4,570	→
Variance since June 2018	5.8%	↑



ACTIVITY



Month	2019	2020
April	-2,328	447
May	-1,004	1,439
June	-443	2,294
July	1,352	
August	2,609	
September	3,750	
October	5,204	
November	6,496	
December	7,267	
January	8,479	
February	9,681	
March	11,213	
April	12,127	
May	12,189	
June	12,194	

QUALITY

	Quantity	Base Number	Contract	AT	Region	England
% of FP17s for the same patient ID Re-attending within 3 months - Children	30	367	8.2%	10.2%	11.9%	11.4%
% of FP17s for the same patient ID Re-attending within 3 months - Adults	153	709	21.6%	15.5%	17.2%	15.4%
% of FP17s for the same patient ID Re-attending between 3 & 9 months - Children	152	367	41.4%	50.1%	49.8%	59.8%
% of FP17s for the same patient ID Re-attending between 3 & 9 months - Adults	201	709	28.3%	39.4%	39.5%	52.1%
% of FP17s for Band 1 Urgent Courses	87	821	10.6%	10.5%	11.2%	9.2%
% of FP17s Relating to Free Repair or Replacements	4	821	0.5%	0.6%	0.5%	0.7%
% of FP17s Relating to Continuations	9	821	1.1%	0.8%	0.7%	0.8%
% of Patients satisfied with the dentistry they have received	1	1	N/A	91.0%	90.6%	93.4%
% of Patients satisfied with the time they had to wait for an appointment	1	1	N/A	87.1%	83.8%	87.6%

* This is based on patients treated on this contract for their most recent course of treatment. Figures in italics indicate the base number of FP17s or Patient Questionnaire responses are less than 100. N/A is shown where the base number of responses is less than 10 during the period. % is calculated as Quantity/Base number*100

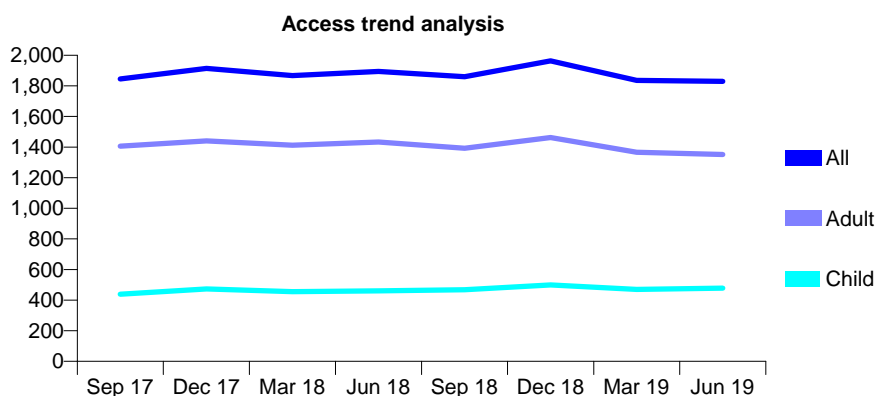
Q63 - Vital Signs At a Glance Contract Report for 346268/0001 - June 2019

Name or company name	MR M NEKOUJ
Contract type name	GDS Contract
Purpose of contract	General
Contract start date	01/04/2006
Contract end date	

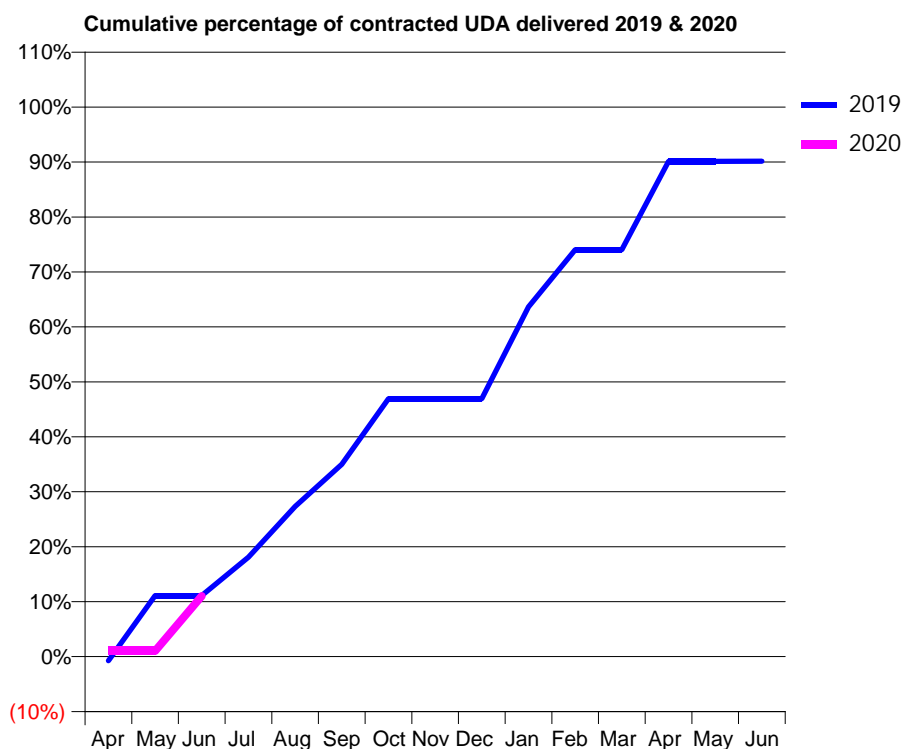
19/20 Contracted general activity (UDA)	4,910
Carry forward general activity (UDA)	0
19/20 Contracted orthodontic activity (UOA)	0
Carry forward orthodontic activity (UOA)	0
Baseline contract value	£138,814.75

ACCESS*

Patients seen in 24 months	Total	Change since previous quarter
Quarter ending June 2018	1,894	
Quarter ending September 2018	1,860	↓
Quarter ending December 2018	1,963	↑
Quarter ending March 2019	1,836	↓
Quarter ending June 2019	1,830	→
Variance since June 2018	(3.4%)	↓



ACTIVITY



Month	Adjusted Scheduled Activity (UDA)	
	2019	2020
April	-37	51
May	547	51
June	547	542
July	889	
August	1,343	
September	1,718	
October	2,305	
November	2,305	
December	2,305	
January	3,125	
February	3,636	
March	3,636	
April	4,425	
May	4,425	
June	4,426	

QUALITY

	Quantity	Base Number	Contract	AT	Region	England
% of FP17s for the same patient ID Re-attending within 3 months - Children	2	99	2.0%	10.2%	11.9%	11.4%
% of FP17s for the same patient ID Re-attending within 3 months - Adults	16	327	4.9%	15.5%	17.2%	15.4%
% of FP17s for the same patient ID Re-attending between 3 & 9 months - Children	33	99	33.3%	50.1%	49.8%	59.8%
% of FP17s for the same patient ID Re-attending between 3 & 9 months - Adults	79	327	24.2%	39.4%	39.5%	52.1%
% of FP17s for Band 1 Urgent Courses	9	194	4.6%	10.5%	11.2%	9.2%
% of FP17s Relating to Free Repair or Replacements	0	194	0.0%	0.6%	0.5%	0.7%
% of FP17s Relating to Continuations	0	194	0.0%	0.8%	0.7%	0.8%
% of Patients satisfied with the dentistry they have received	1	1	N/A	91.0%	90.6%	93.4%
% of Patients satisfied with the time they had to wait for an appointment	0	1	N/A	87.1%	83.8%	87.6%

* This is based on patients treated on this contract for their most recent course of treatment. Figures in italics indicate the base number of FP17s or Patient Questionnaire responses are less than 100. N/A is shown where the base number of responses is less than 10 during the period. % is calculated as Quantity/Base number*100

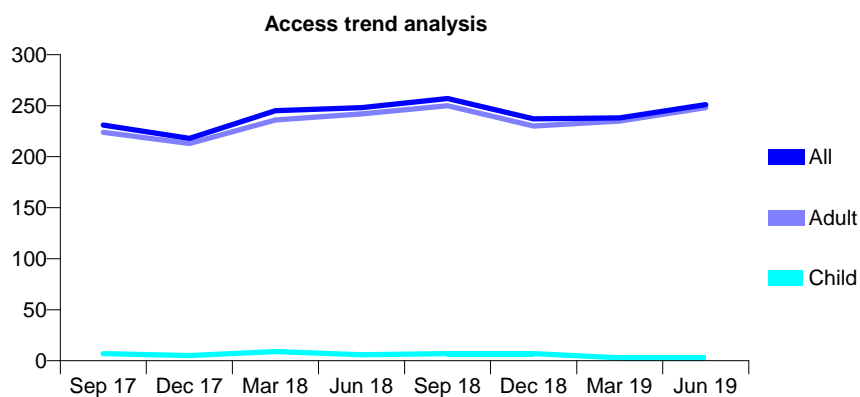
Q63 - Vital Signs At a Glance Contract Report for 354325/0003 - June 2019

Name or company name	MS VN EGEMONYE
Contract type name	PDS Contract
Purpose of contract	General
Contract start date	28/03/2011
Contract end date	31/03/2020

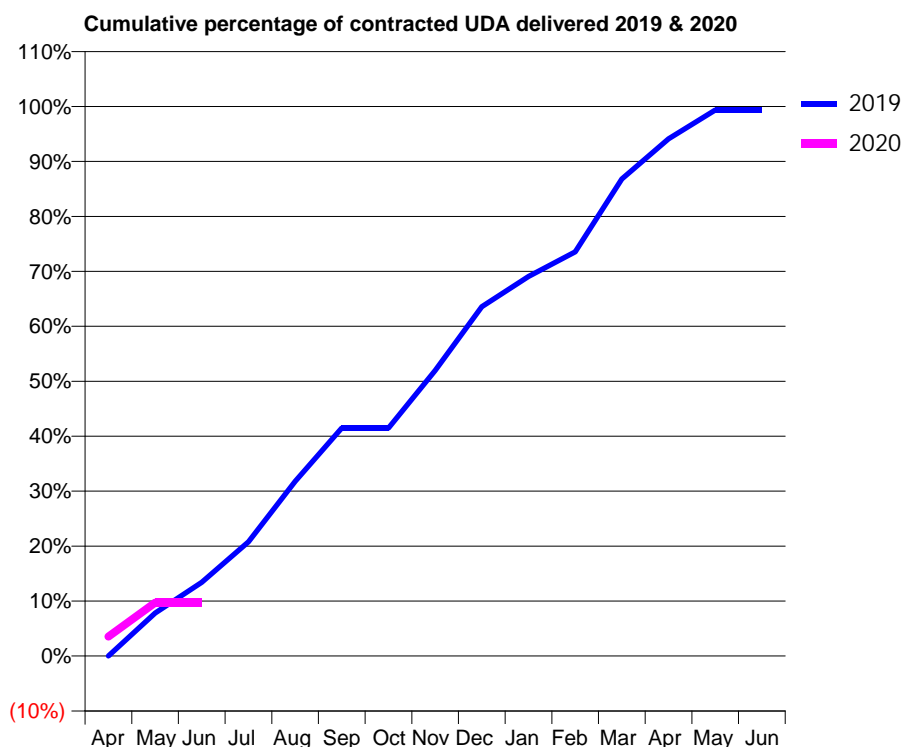
19/20 Contracted general activity (UDA)	1,164
Carry forward general activity (UDA)	0
19/20 Contracted orthodontic activity (UOA)	0
Carry forward orthodontic activity (UOA)	0
Baseline contract value	£63,440.54

ACCESS*

Patients seen in 24 months	Total	Change since previous quarter
Quarter ending June 2018	248	
Quarter ending September 2018	257	↑
Quarter ending December 2018	237	↓
Quarter ending March 2019	238	→
Quarter ending June 2019	251	↑
Variance since June 2018	1.2%	→



ACTIVITY



Month	Adjusted Scheduled Activity (UDA)	
	2019	2020
April	0	41
May	91	113
June	156	113
July	242	
August	370	
September	483	
October	483	
November	605	
December	740	
January	804	
February	856	
March	1,010	
April	1,095	
May	1,156	
June	1,156	

QUALITY

	Quantity	Base Number	Contract	AT	Region	England
% of FP17s for the same patient ID Re-attending within 3 months - Children	0	4	0.0%	10.2%	11.9%	11.4%
% of FP17s for the same patient ID Re-attending within 3 months - Adults	0	69	0.0%	15.5%	17.2%	15.4%
% of FP17s for the same patient ID Re-attending between 3 & 9 months - Children	0	4	0.0%	50.1%	49.8%	59.8%
% of FP17s for the same patient ID Re-attending between 3 & 9 months - Adults	0	69	0.0%	39.4%	39.5%	52.1%
% of FP17s for Band 1 Urgent Courses	0	45	0.0%	10.5%	11.2%	9.2%
% of FP17s Relating to Free Repair or Replacements	0	45	0.0%	0.6%	0.5%	0.7%
% of FP17s Relating to Continuations	0	45	0.0%	0.8%	0.7%	0.8%
% of Patients satisfied with the dentistry they have received	0	0	N/A	91.0%	90.6%	93.4%
% of Patients satisfied with the time they had to wait for an appointment	0	0	N/A	87.1%	83.8%	87.6%

* This is based on patients treated on this contract for their most recent course of treatment. Figures in italics indicate the base number of FP17s or Patient Questionnaire responses are less than 100. N/A is shown where the base number of responses is less than 10 during the period. % is calculated as Quantity/Base number*100

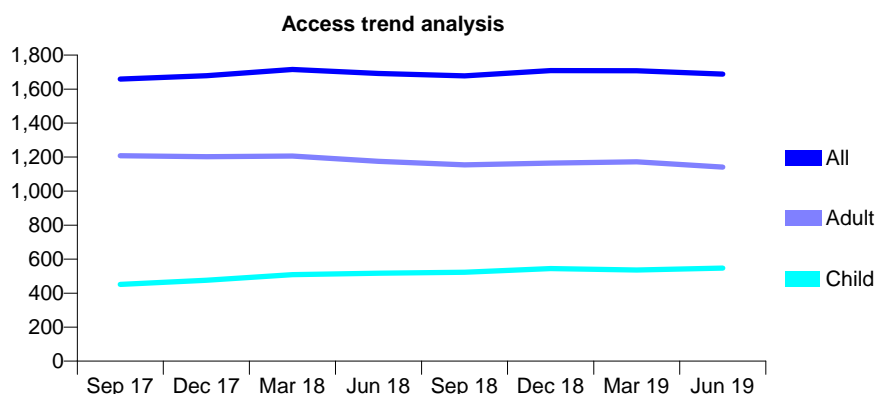
Q63 - Vital Signs At a Glance Contract Report for 360341/0001 - June 2019

Name or company name	MS O SADIQ
Contract type name	GDS Contract
Purpose of contract	General
Contract start date	01/06/2013
Contract end date	

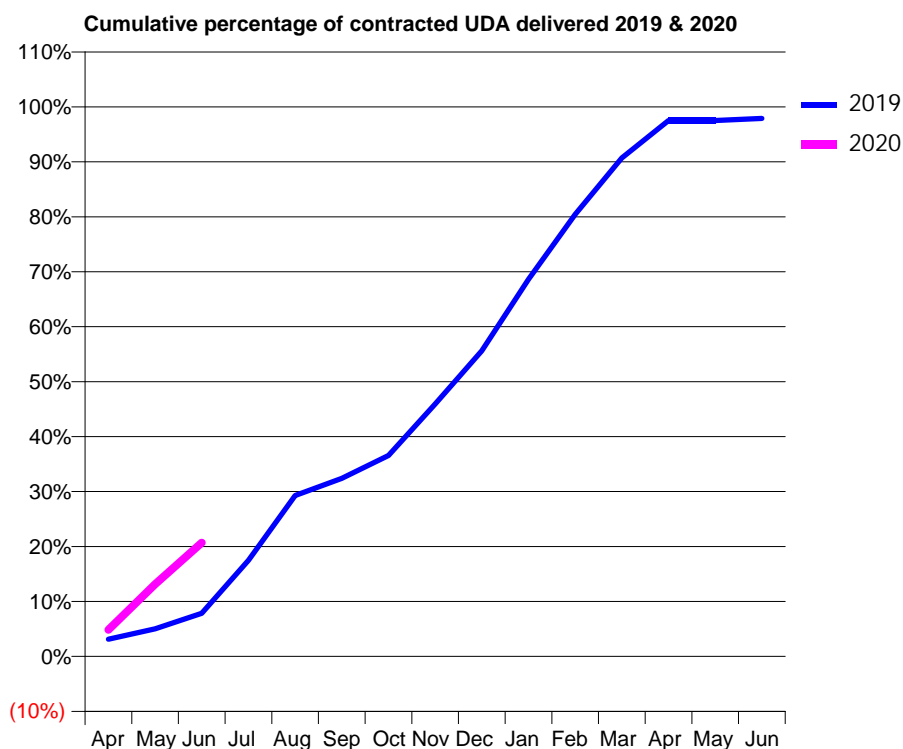
19/20 Contracted general activity (UDA)	4,700
Carry forward general activity (UDA)	0
19/20 Contracted orthodontic activity (UOA)	0
Carry forward orthodontic activity (UOA)	0
Baseline contract value	£164,905.20

ACCESS*

Patients seen in 24 months	Total	Change since previous quarter
Quarter ending June 2018	1,692	
Quarter ending September 2018	1,677	→
Quarter ending December 2018	1,709	→
Quarter ending March 2019	1,708	→
Quarter ending June 2019	1,688	↓
Variance since June 2018	(0.2%)	→



ACTIVITY



Month	2019	2020
April	147	228
May	236	619
June	369	973
July	821	
August	1,376	
September	1,523	
October	1,718	
November	2,160	
December	2,614	
January	3,226	
February	3,782	
March	4,262	
April	4,583	
May	4,583	
June	4,601	

QUALITY

	Quantity	Base Number	Contract	AT	Region	England
% of FP17s for the same patient ID Re-attending within 3 months - Children	7	189	3.7%	10.2%	11.9%	11.4%
% of FP17s for the same patient ID Re-attending within 3 months - Adults	77	341	22.6%	15.5%	17.2%	15.4%
% of FP17s for the same patient ID Re-attending between 3 & 9 months - Children	78	189	41.3%	50.1%	49.8%	59.8%
% of FP17s for the same patient ID Re-attending between 3 & 9 months - Adults	111	341	32.6%	39.4%	39.5%	52.1%
% of FP17s for Band 1 Urgent Courses	19	430	4.4%	10.5%	11.2%	9.2%
% of FP17s Relating to Free Repair or Replacements	5	430	1.2%	0.6%	0.5%	0.7%
% of FP17s Relating to Continuations	23	430	5.3%	0.8%	0.7%	0.8%
% of Patients satisfied with the dentistry they have received	0	0	N/A	91.0%	90.6%	93.4%
% of Patients satisfied with the time they had to wait for an appointment	0	0	N/A	87.1%	83.8%	87.6%

* This is based on patients treated on this contract for their most recent course of treatment. Figures in italics indicate the base number of FP17s or Patient Questionnaire responses are less than 100. N/A is shown where the base number of responses is less than 10 during the period. % is calculated as Quantity/Base number*100

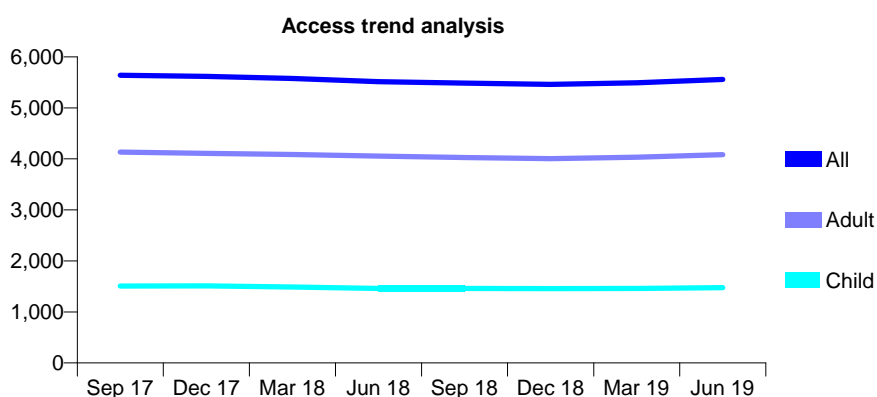
Q63 - Vital Signs At a Glance Contract Report for 361534/0001 - June 2019

Name or company name	MR R JETHA
Contract type name	GDS Contract
Purpose of contract	General
Contract start date	01/02/2011
Contract end date	

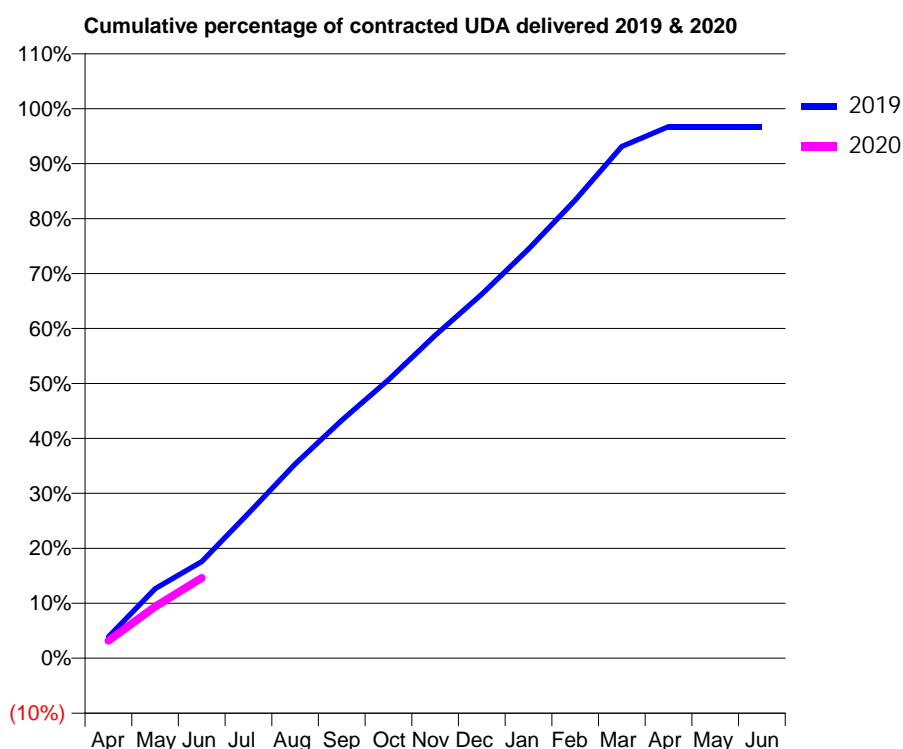
19/20 Contracted general activity (UDA)	12,069
Carry forward general activity (UDA)	0
19/20 Contracted orthodontic activity (UOA)	0
Carry forward orthodontic activity (UOA)	0
Baseline contract value	£279,803.22

ACCESS*

Patients seen in 24 months	Total	Change since previous quarter
Quarter ending June 2018	5,514	
Quarter ending September 2018	5,487	→
Quarter ending December 2018	5,461	→
Quarter ending March 2019	5,492	→
Quarter ending June 2019	5,557	→
Variance since June 2018	0.8%	→



ACTIVITY



Month	2019	2020
April	469	385
May	1,528	1,136
June	2,123	1,764
July	3,183	
August	4,265	
September	5,226	
October	6,113	
November	7,092	
December	7,994	
January	8,983	
February	10,063	
March	11,240	
April	11,672	
May	11,673	
June	11,676	

QUALITY

	Quantity	Base Number	Contract	AT	Region	England
% of FP17s for the same patient ID Re-attending within 3 months - Children	31	492	6.3%	10.2%	11.9%	11.4%
% of FP17s for the same patient ID Re-attending within 3 months - Adults	186	1,296	14.4%	15.5%	17.2%	15.4%
% of FP17s for the same patient ID Re-attending between 3 & 9 months - Children	331	492	67.3%	50.1%	49.8%	59.8%
% of FP17s for the same patient ID Re-attending between 3 & 9 months - Adults	655	1,296	50.5%	39.4%	39.5%	52.1%
% of FP17s for Band 1 Urgent Courses	122	1,183	10.3%	10.5%	11.2%	9.2%
% of FP17s Relating to Free Repair or Replacements	13	1,183	1.1%	0.6%	0.5%	0.7%
% of FP17s Relating to Continuations	2	1,183	0.2%	0.8%	0.7%	0.8%
% of Patients satisfied with the dentistry they have received	1	2	N/A	91.0%	90.6%	93.4%
% of Patients satisfied with the time they had to wait for an appointment	2	2	N/A	87.1%	83.8%	87.6%

* This is based on patients treated on this contract for their most recent course of treatment. Figures in italics indicate the base number of FP17s or Patient Questionnaire responses are less than 100. N/A is shown where the base number of responses is less than 10 during the period. % is calculated as Quantity/Base number*100

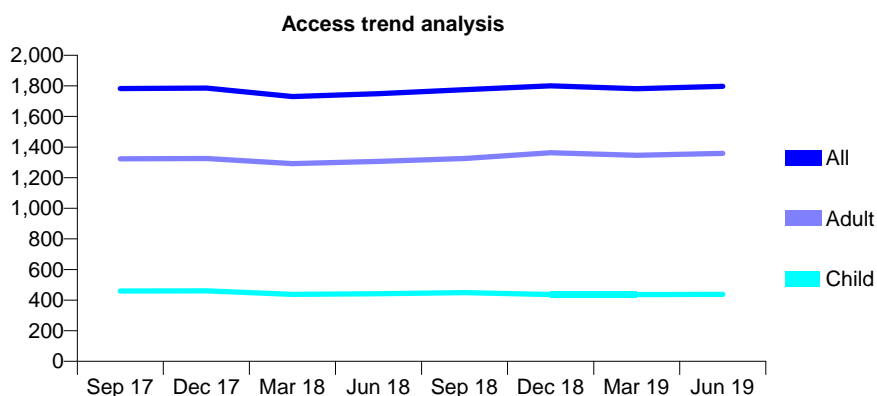
Q63 - Vital Signs At a Glance Contract Report for 381608/0002 - June 2019

Name or company name	Battersea Bridge Dental Practice
Contract type name	GDS Contract
Purpose of contract	General
Contract start date	02/10/2008
Contract end date	

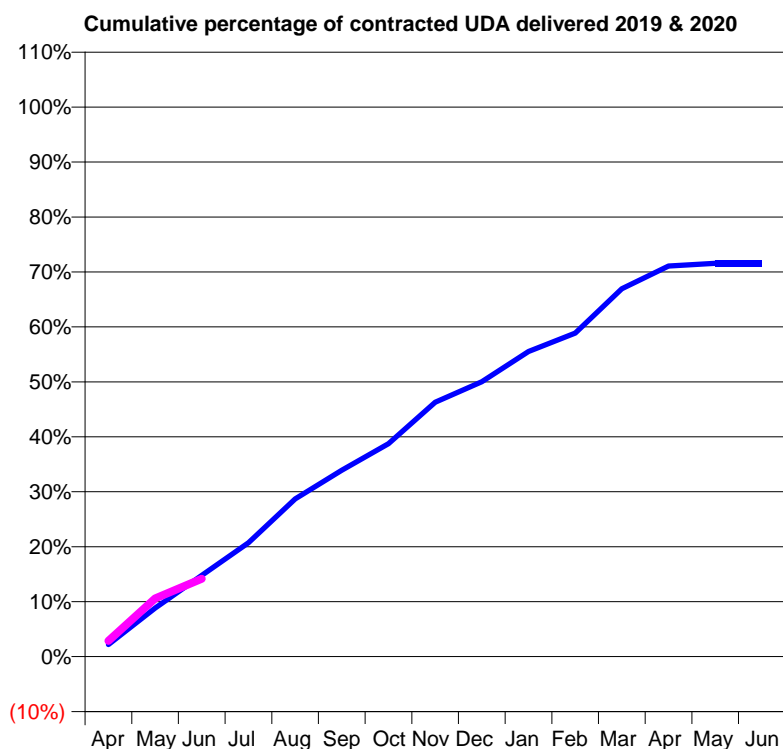
19/20 Contracted general activity (UDA)	9,674
Carry forward general activity (UDA)	0
19/20 Contracted orthodontic activity (UOA)	0
Carry forward orthodontic activity (UOA)	0
Baseline contract value	£267,293.14

ACCESS*

Patients seen in 24 months	Total	Change since previous quarter
Quarter ending June 2018	1,749	
Quarter ending September 2018	1,775	→
Quarter ending December 2018	1,800	→
Quarter ending March 2019	1,782	↓
Quarter ending June 2019	1,797	→
Variance since June 2018	2.7%	↑



ACTIVITY



Month	Adjusted Scheduled Activity (UDA)	
	2019	2020
April	213	279
May	855	1,025
June	1,430	1,371
July	2,003	
August	2,776	
September	3,281	
October	3,747	
November	4,479	
December	4,839	
January	5,371	
February	5,693	
March	6,476	
April	6,876	
May	6,924	
June	6,924	

QUALITY

	Quantity	Base Number	Contract	AT	Region	England
% of FP17s for the same patient ID Re-attending within 3 months - Children	14	163	8.6%	10.2%	11.9%	11.4%
% of FP17s for the same patient ID Re-attending within 3 months - Adults	90	457	19.7%	15.5%	17.2%	15.4%
% of FP17s for the same patient ID Re-attending between 3 & 9 months - Children	74	163	45.4%	50.1%	49.8%	59.8%
% of FP17s for the same patient ID Re-attending between 3 & 9 months - Adults	186	457	40.7%	39.4%	39.5%	52.1%
% of FP17s for Band 1 Urgent Courses	70	462	15.2%	10.5%	11.2%	9.2%
% of FP17s Relating to Free Repair or Replacements	5	462	1.1%	0.6%	0.5%	0.7%
% of FP17s Relating to Continuations	4	462	0.9%	0.8%	0.7%	0.8%
% of Patients satisfied with the dentistry they have received	1	1	N/A	91.0%	90.6%	93.4%
% of Patients satisfied with the time they had to wait for an appointment	1	1	N/A	87.1%	83.8%	87.6%

* This is based on patients treated on this contract for their most recent course of treatment. Figures in italics indicate the base number of FP17s or Patient Questionnaire responses are less than 100. N/A is shown where the base number of responses is less than 10 during the period. % is calculated as Quantity/Base number*100

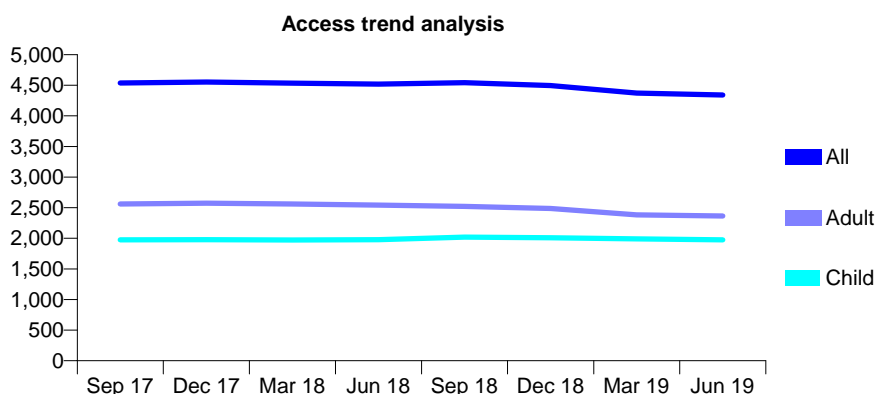
Q63 - Vital Signs At a Glance Contract Report for 390364/0001 - June 2019

Name or company name	Dr Bandlish and Associates
Contract type name	GDS Contract
Purpose of contract	General
Contract start date	01/04/2006
Contract end date	

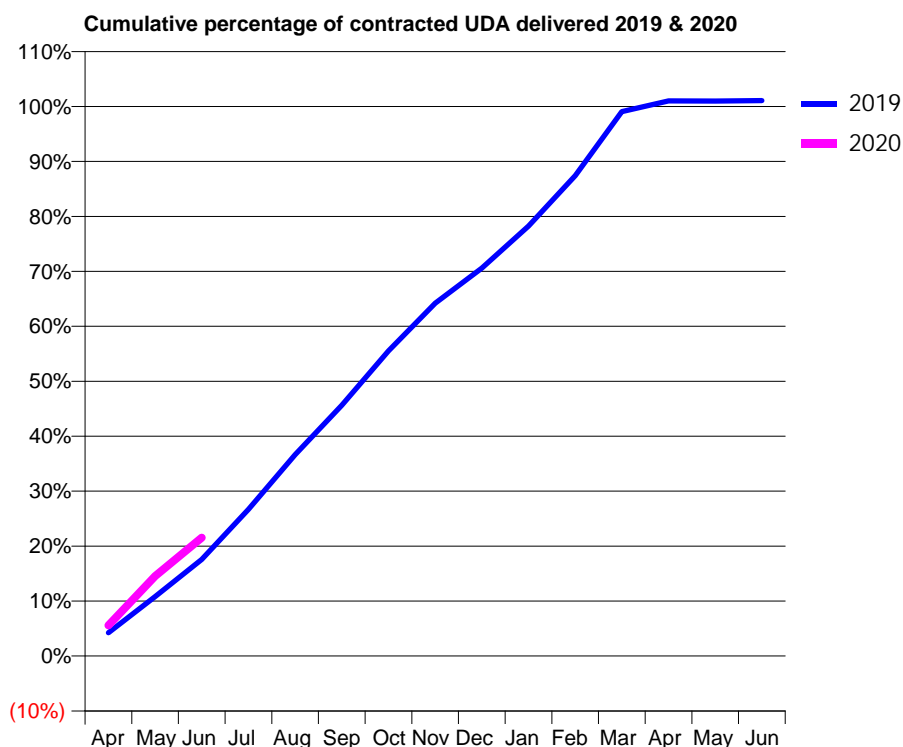
19/20 Contracted general activity (UDA)	13,432
Carry forward general activity (UDA)	0
19/20 Contracted orthodontic activity (UOA)	0
Carry forward orthodontic activity (UOA)	0
Baseline contract value	£353,193.50

ACCESS*

Patients seen in 24 months	Total	Change since previous quarter
Quarter ending June 2018	4,519	
Quarter ending September 2018	4,541	→
Quarter ending December 2018	4,495	↓
Quarter ending March 2019	4,374	↓
Quarter ending June 2019	4,341	→
Variance since June 2018	(3.9%)	↓



ACTIVITY



Month	Adjusted Scheduled Activity (UDA)	
	2019	2020
April	570	752
May	1,451	1,953
June	2,363	2,894
July	3,586	
August	4,923	
September	6,129	
October	7,459	
November	8,625	
December	9,479	
January	10,510	
February	11,744	
March	13,304	
April	13,569	
May	13,563	
June	13,575	

QUALITY

	Quantity	Base Number	Contract	AT	Region	England
% of FP17s for the same patient ID Re-attending within 3 months - Children	53	664	8.0%	10.2%	11.9%	11.4%
% of FP17s for the same patient ID Re-attending within 3 months - Adults	105	643	16.3%	15.5%	17.2%	15.4%
% of FP17s for the same patient ID Re-attending between 3 & 9 months - Children	376	664	56.6%	50.1%	49.8%	59.8%
% of FP17s for the same patient ID Re-attending between 3 & 9 months - Adults	317	643	49.3%	39.4%	39.5%	52.1%
% of FP17s for Band 1 Urgent Courses	99	1,207	8.2%	10.5%	11.2%	9.2%
% of FP17s Relating to Free Repair or Replacements	2	1,207	0.2%	0.6%	0.5%	0.7%
% of FP17s Relating to Continuations	3	1,207	0.2%	0.8%	0.7%	0.8%
% of Patients satisfied with the dentistry they have received	1	1	N/A	91.0%	90.6%	93.4%
% of Patients satisfied with the time they had to wait for an appointment	0	1	N/A	87.1%	83.8%	87.6%

* This is based on patients treated on this contract for their most recent course of treatment. Figures in italics indicate the base number of FP17s or Patient Questionnaire responses are less than 100. N/A is shown where the base number of responses is less than 10 during the period. % is calculated as Quantity/Base number*100

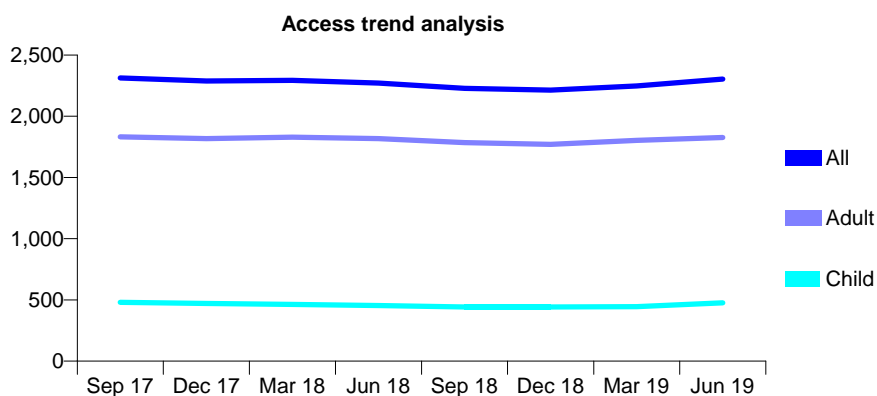
Q63 - Vital Signs At a Glance Contract Report for 394653/0001 - June 2019

Name or company name	MR FE DARTFORD
Contract type name	GDS Contract
Purpose of contract	General
Contract start date	01/05/2007
Contract end date	

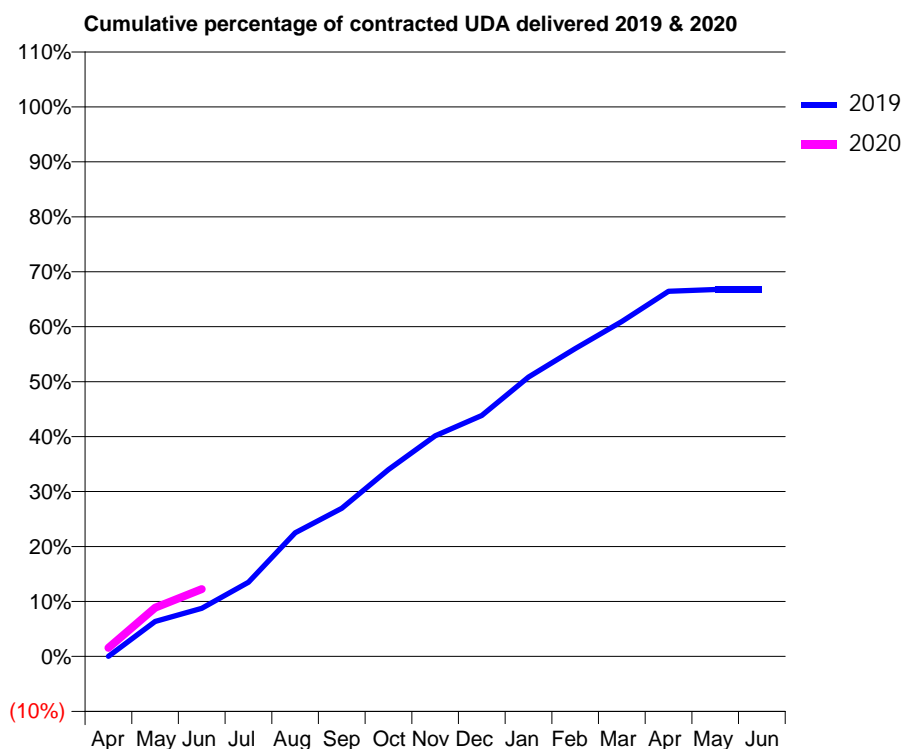
19/20 Contracted general activity (UDA)	6,963
Carry forward general activity (UDA)	0
19/20 Contracted orthodontic activity (UOA)	0
Carry forward orthodontic activity (UOA)	0
Baseline contract value	£158,081.61

ACCESS*

Patients seen in 24 months	Total	Change since previous quarter
Quarter ending June 2018	2,271	
Quarter ending September 2018	2,228	↓
Quarter ending December 2018	2,214	→
Quarter ending March 2019	2,248	→
Quarter ending June 2019	2,303	↑
Variance since June 2018	1.4%	→



ACTIVITY



Adjusted Scheduled Activity (UDA)		
Month	2019	2020
April	0	109
May	444	618
June	610	852
July	940	
August	1,567	
September	1,877	
October	2,367	
November	2,796	
December	3,052	
January	3,540	
February	3,901	
March	4,243	
April	4,626	
May	4,649	
June	4,649	

QUALITY

	Quantity	Base Number	Contract	AT	Region	England
% of FP17s for the same patient ID Re-attending within 3 months - Children	4	111	3.6%	10.2%	11.9%	11.4%
% of FP17s for the same patient ID Re-attending within 3 months - Adults	48	474	10.1%	15.5%	17.2%	15.4%
% of FP17s for the same patient ID Re-attending between 3 & 9 months - Children	35	111	31.5%	50.1%	49.8%	59.8%
% of FP17s for the same patient ID Re-attending between 3 & 9 months - Adults	161	474	34.0%	39.4%	39.5%	52.1%
% of FP17s for Band 1 Urgent Courses	14	403	3.5%	10.5%	11.2%	9.2%
% of FP17s Relating to Free Repair or Replacements	0	403	0.0%	0.6%	0.5%	0.7%
% of FP17s Relating to Continuations	4	403	1.0%	0.8%	0.7%	0.8%
% of Patients satisfied with the dentistry they have received	2	2	N/A	91.0%	90.6%	93.4%
% of Patients satisfied with the time they had to wait for an appointment	1	2	N/A	87.1%	83.8%	87.6%

* This is based on patients treated on this contract for their most recent course of treatment. Figures in italics indicate the base number of FP17s or Patient Questionnaire responses are less than 100. N/A is shown where the base number of responses is less than 10 during the period. % is calculated as Quantity/Base number*100

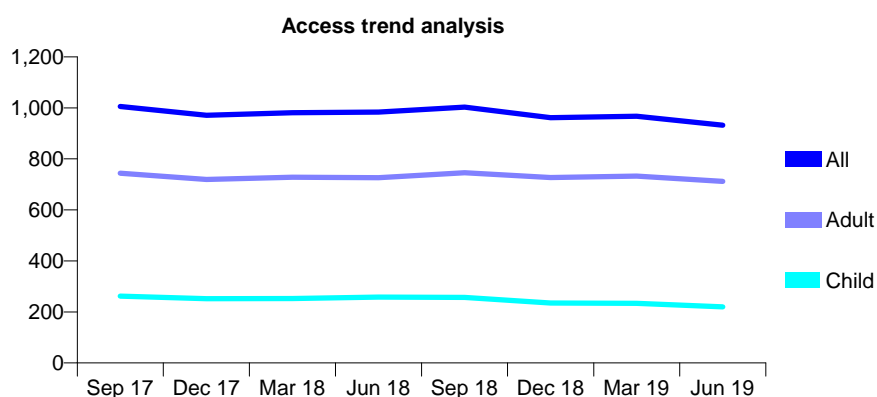
Q63 - Vital Signs At a Glance Contract Report for 395234/0001 - June 2019

Name or company name	MR MZ SHEIKH
Contract type name	GDS Contract
Purpose of contract	General
Contract start date	01/04/2006
Contract end date	

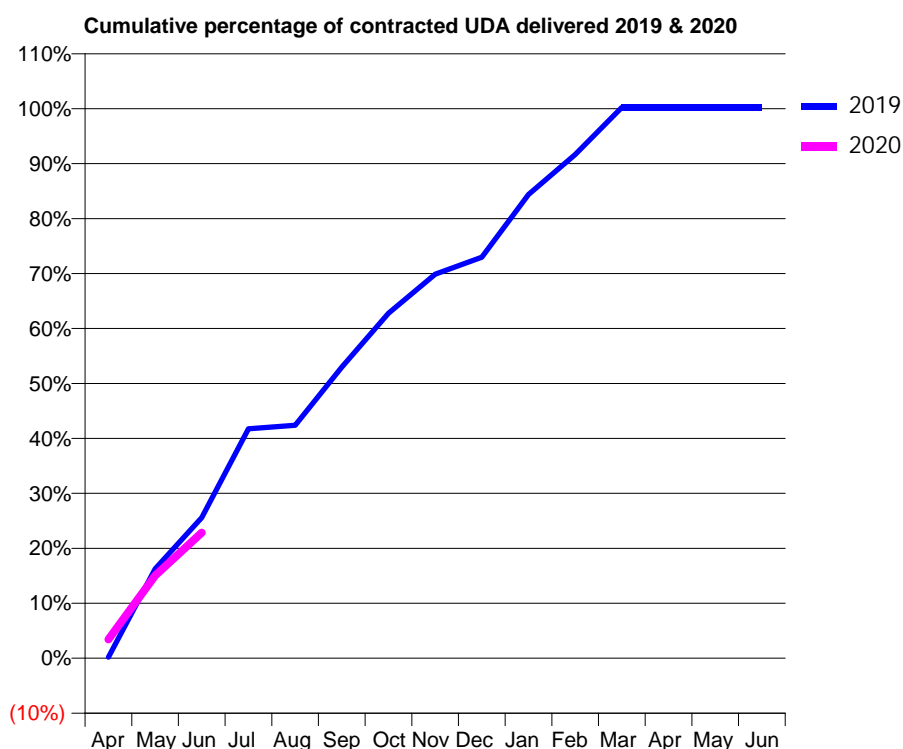
19/20 Contracted general activity (UDA)	2,888
Carry forward general activity (UDA)	0
19/20 Contracted orthodontic activity (UOA)	0
Carry forward orthodontic activity (UOA)	0
Baseline contract value	£106,961.17

ACCESS*

Patients seen in 24 months	Total	Change since previous quarter
Quarter ending June 2018	984	
Quarter ending September 2018	1,003	→
Quarter ending December 2018	962	↓
Quarter ending March 2019	967	→
Quarter ending June 2019	932	↓
Variance since June 2018	(5.3%)	↓



ACTIVITY



Month	Adjusted Scheduled Activity (UDA)	
	2019	2020
April	6	99
May	470	435
June	739	660
July	1,206	
August	1,224	
September	1,529	
October	1,812	
November	2,018	
December	2,107	
January	2,437	
February	2,647	
March	2,894	
April	2,894	
May	2,894	
June	2,894	

QUALITY

	Quantity	Base Number	Contract	AT	Region	England
% of FP17s for the same patient ID Re-attending within 3 months - Children	2	43	4.7%	10.2%	11.9%	11.4%
% of FP17s for the same patient ID Re-attending within 3 months - Adults	11	143	7.7%	15.5%	17.2%	15.4%
% of FP17s for the same patient ID Re-attending between 3 & 9 months - Children	17	43	39.5%	50.1%	49.8%	59.8%
% of FP17s for the same patient ID Re-attending between 3 & 9 months - Adults	50	143	35.0%	39.4%	39.5%	52.1%
% of FP17s for Band 1 Urgent Courses	15	185	8.1%	10.5%	11.2%	9.2%
% of FP17s Relating to Free Repair or Replacements	3	185	1.6%	0.6%	0.5%	0.7%
% of FP17s Relating to Continuations	0	185	0.0%	0.8%	0.7%	0.8%
% of Patients satisfied with the dentistry they have received	0	0	N/A	91.0%	90.6%	93.4%
% of Patients satisfied with the time they had to wait for an appointment	0	0	N/A	87.1%	83.8%	87.6%

* This is based on patients treated on this contract for their most recent course of treatment.

Figures in italics indicate the base number of FP17s or Patient Questionnaire responses are less than 100. N/A is shown where the base number of responses is less than 10 during the period. % is calculated as Quantity/Base number*100

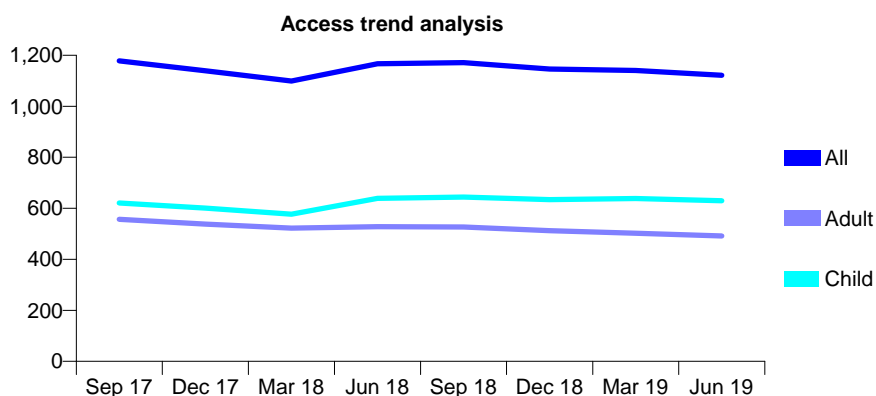
Q63 - Vital Signs At a Glance Contract Report for 395668/0001 - June 2019

Name or company name	Balham Lodge Practice
Contract type name	GDS Contract
Purpose of contract	General
Contract start date	01/04/2006
Contract end date	

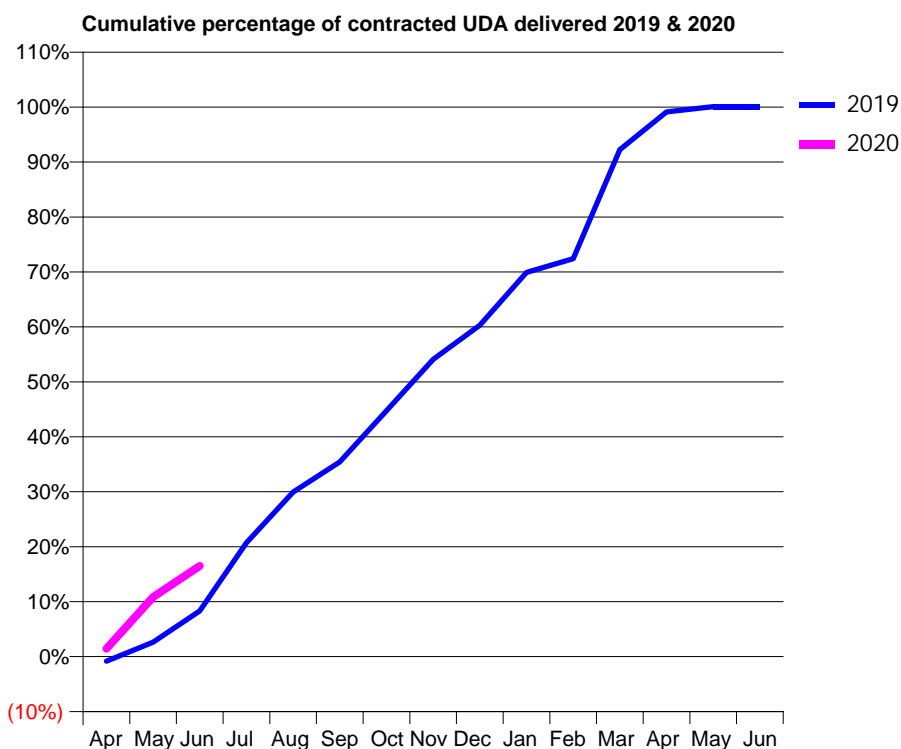
19/20 Contracted general activity (UDA)	3,856
Carry forward general activity (UDA)	0
19/20 Contracted orthodontic activity (UOA)	0
Carry forward orthodontic activity (UOA)	0
Baseline contract value	£114,333.52

ACCESS*

Patients seen in 24 months	Total	Change since previous quarter
Quarter ending June 2018	1,167	
Quarter ending September 2018	1,171	→
Quarter ending December 2018	1,146	↓
Quarter ending March 2019	1,140	→
Quarter ending June 2019	1,122	↓
Variance since June 2018	(3.9%)	↓



ACTIVITY



Month	Adjusted Scheduled Activity (UDA)	
	2019	2020
April	-32	55
May	102	419
June	320	636
July	799	
August	1,155	
September	1,366	
October	1,725	
November	2,087	
December	2,325	
January	2,696	
February	2,793	
March	3,557	
April	3,822	
May	3,859	
June	3,859	

QUALITY

	Quantity	Base Number	Contract	AT	Region	England
% of FP17s for the same patient ID Re-attending within 3 months - Children	16	184	8.7%	10.2%	11.9%	11.4%
% of FP17s for the same patient ID Re-attending within 3 months - Adults	37	143	25.9%	15.5%	17.2%	15.4%
% of FP17s for the same patient ID Re-attending between 3 & 9 months - Children	89	184	48.4%	50.1%	49.8%	59.8%
% of FP17s for the same patient ID Re-attending between 3 & 9 months - Adults	47	143	32.9%	39.4%	39.5%	52.1%
% of FP17s for Band 1 Urgent Courses	39	262	14.9%	10.5%	11.2%	9.2%
% of FP17s Relating to Free Repair or Replacements	0	262	0.0%	0.6%	0.5%	0.7%
% of FP17s Relating to Continuations	3	262	1.1%	0.8%	0.7%	0.8%
% of Patients satisfied with the dentistry they have received	0	0	N/A	91.0%	90.6%	93.4%
% of Patients satisfied with the time they had to wait for an appointment	0	0	N/A	87.1%	83.8%	87.6%

* This is based on patients treated on this contract for their most recent course of treatment. Figures in italics indicate the base number of FP17s or Patient Questionnaire responses are less than 100. N/A is shown where the base number of responses is less than 10 during the period. % is calculated as Quantity/Base number*100

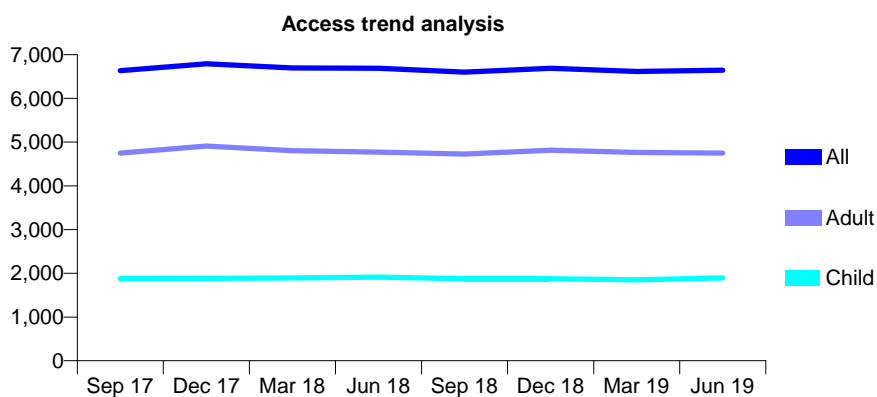
Q63 - Vital Signs At a Glance Contract Report for 397717/0001 - June 2019

Name or company name	MR R KARDEL-TABAR
Contract type name	GDS Contract
Purpose of contract	General
Contract start date	01/08/2008
Contract end date	

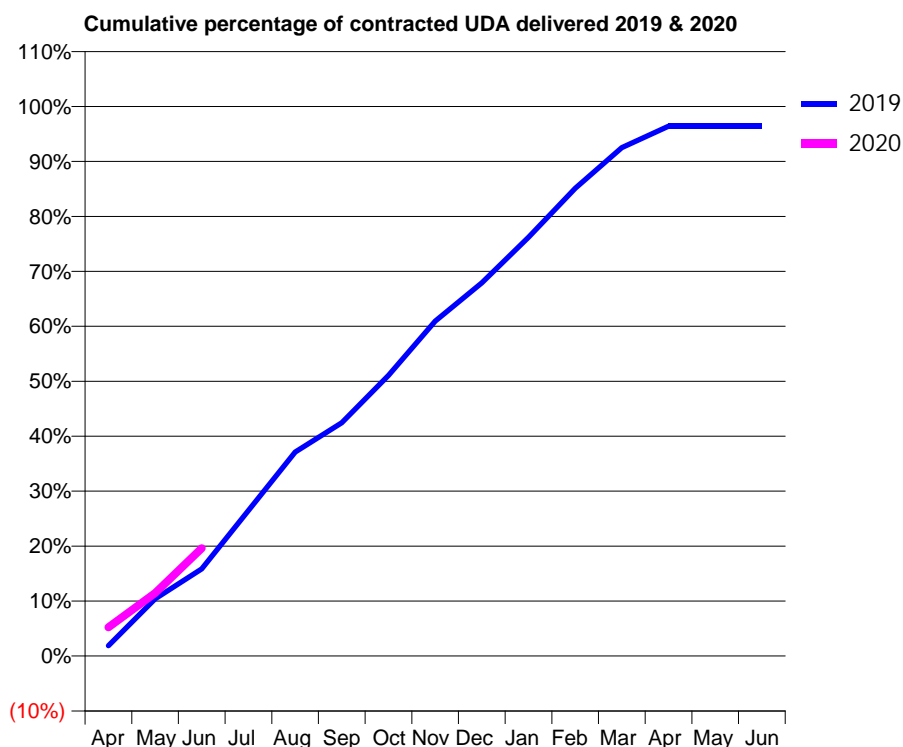
19/20 Contracted general activity (UDA)	16,633
Carry forward general activity (UDA)	0
19/20 Contracted orthodontic activity (UOA)	0
Carry forward orthodontic activity (UOA)	0
Baseline contract value	£426,721.55

ACCESS*

Patients seen in 24 months	Total	Change since previous quarter
Quarter ending June 2018	6,687	
Quarter ending September 2018	6,603	↓
Quarter ending December 2018	6,687	→
Quarter ending March 2019	6,615	↓
Quarter ending June 2019	6,645	→
Variance since June 2018	(0.6%)	→



ACTIVITY



Month	Adjusted Scheduled Activity (UDA)	
	2019	2020
April	313	871
May	1,735	1,906
June	2,638	3,265
July	4,407	
August	6,173	
September	7,061	
October	8,493	
November	10,138	
December	11,297	
January	12,676	
February	14,158	
March	15,390	
April	16,033	
May	16,033	
June	16,033	

QUALITY

	Quantity	Base Number	Contract	AT	Region	England
% of FP17s for the same patient ID Re-attending within 3 months - Children	19	510	3.7%	10.2%	11.9%	11.4%
% of FP17s for the same patient ID Re-attending within 3 months - Adults	94	1,074	8.8%	15.5%	17.2%	15.4%
% of FP17s for the same patient ID Re-attending between 3 & 9 months - Children	246	510	48.2%	50.1%	49.8%	59.8%
% of FP17s for the same patient ID Re-attending between 3 & 9 months - Adults	403	1,074	37.5%	39.4%	39.5%	52.1%
% of FP17s for Band 1 Urgent Courses	106	1,342	7.9%	10.5%	11.2%	9.2%
% of FP17s Relating to Free Repair or Replacements	6	1,342	0.4%	0.6%	0.5%	0.7%
% of FP17s Relating to Continuations	4	1,342	0.3%	0.8%	0.7%	0.8%
% of Patients satisfied with the dentistry they have received	2	2	N/A	91.0%	90.6%	93.4%
% of Patients satisfied with the time they had to wait for an appointment	2	2	N/A	87.1%	83.8%	87.6%

* This is based on patients treated on this contract for their most recent course of treatment. Figures in italics indicate the base number of FP17s or Patient Questionnaire responses are less than 100. N/A is shown where the base number of responses is less than 10 during the period. % is calculated as Quantity/Base number*100

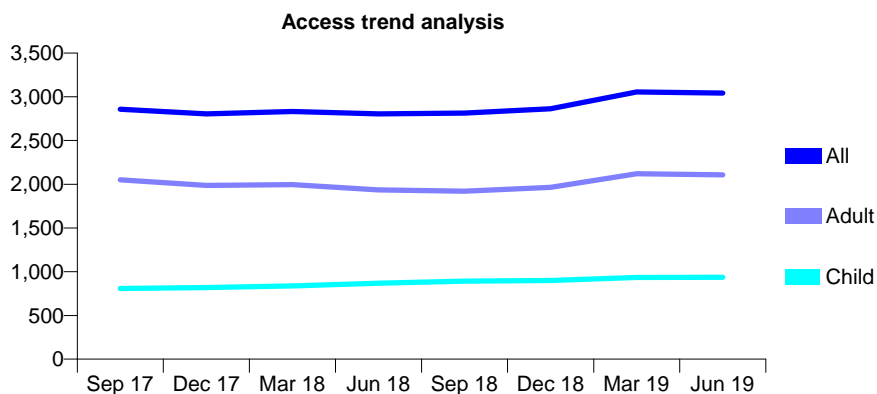
Q63 - Vital Signs At a Glance Contract Report for 397717/0004 - June 2019

Name or company name	MR R KARDEL-TABAR
Contract type name	GDS Contract
Purpose of contract	General
Contract start date	01/10/2014
Contract end date	

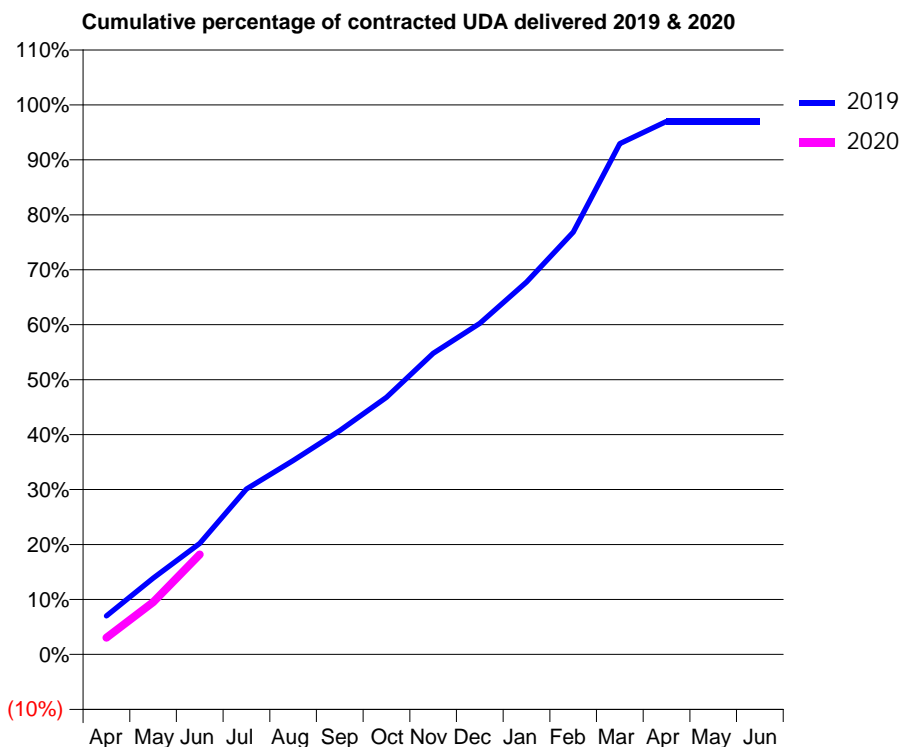
19/20 Contracted general activity (UDA)	6,334
Carry forward general activity (UDA)	0
19/20 Contracted orthodontic activity (UOA)	0
Carry forward orthodontic activity (UOA)	0
Baseline contract value	£168,754.36

ACCESS*

Patients seen in 24 months	Total	Change since previous quarter
Quarter ending June 2018	2,804	
Quarter ending September 2018	2,814	→
Quarter ending December 2018	2,864	→
Quarter ending March 2019	3,055	↑
Quarter ending June 2019	3,043	→
Variance since June 2018	8.5%	↑



ACTIVITY



Month	2019	2020
April	443	192
May	879	603
June	1,280	1,152
July	1,906	
August	2,234	
September	2,580	
October	2,964	
November	3,470	
December	3,816	
January	4,292	
February	4,867	
March	5,886	
April	6,142	
May	6,142	
June	6,142	

QUALITY

	Quantity	Base Number	Contract	AT	Region	England
% of FP17s for the same patient ID Re-attending within 3 months - Children	14	203	6.9%	10.2%	11.9%	11.4%
% of FP17s for the same patient ID Re-attending within 3 months - Adults	76	445	17.1%	15.5%	17.2%	15.4%
% of FP17s for the same patient ID Re-attending between 3 & 9 months - Children	49	203	24.1%	50.1%	49.8%	59.8%
% of FP17s for the same patient ID Re-attending between 3 & 9 months - Adults	74	445	16.6%	39.4%	39.5%	52.1%
% of FP17s for Band 1 Urgent Courses	125	512	24.4%	10.5%	11.2%	9.2%
% of FP17s Relating to Free Repair or Replacements	0	512	0.0%	0.6%	0.5%	0.7%
% of FP17s Relating to Continuations	0	512	0.0%	0.8%	0.7%	0.8%
% of Patients satisfied with the dentistry they have received	0	0	N/A	91.0%	90.6%	93.4%
% of Patients satisfied with the time they had to wait for an appointment	0	0	N/A	87.1%	83.8%	87.6%

* This is based on patients treated on this contract for their most recent course of treatment. Figures in italics indicate the base number of FP17s or Patient Questionnaire responses are less than 100. N/A is shown where the base number of responses is less than 10 during the period. % is calculated as Quantity/Base number*100

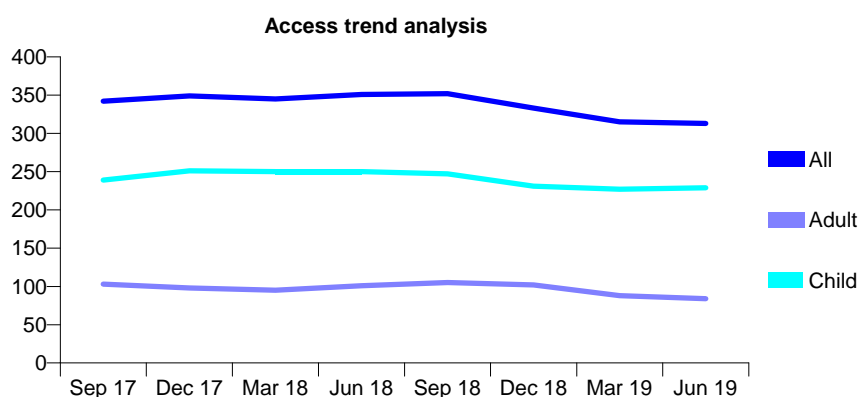
Q63 - Vital Signs At a Glance Contract Report for 559083/0005 - June 2019

Name or company name	MR VS SEHMI
Contract type name	GDS Contract
Purpose of contract	General
Contract start date	23/01/2012
Contract end date	

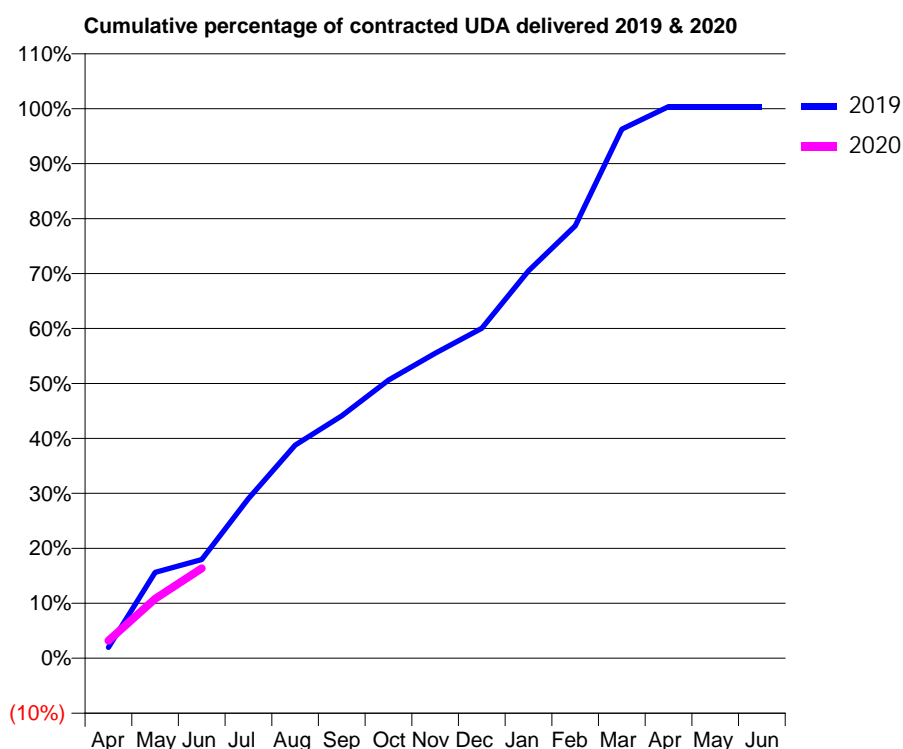
19/20 Contracted general activity (UDA)	859
Carry forward general activity (UDA)	0
19/20 Contracted orthodontic activity (UOA)	0
Carry forward orthodontic activity (UOA)	0
Baseline contract value	£20,042.49

ACCESS*

Patients seen in 24 months	Total	Change since previous quarter
Quarter ending June 2018	351	
Quarter ending September 2018	352	→
Quarter ending December 2018	333	↓
Quarter ending March 2019	315	↓
Quarter ending June 2019	313	→
Variance since June 2018	(10.8%)	↓



ACTIVITY



Month	2019	2020
April	17	27
May	134	93
June	154	141
July	250	
August	333	
September	379	
October	435	
November	477	
December	516	
January	605	
February	676	
March	827	
April	862	
May	862	
June	862	

QUALITY

	Quantity	Base Number	Contract	AT	Region	England
% of FP17s for the same patient ID Re-attending within 3 months - Children	9	77	11.7%	10.2%	11.9%	11.4%
% of FP17s for the same patient ID Re-attending within 3 months - Adults	3	14	21.4%	15.5%	17.2%	15.4%
% of FP17s for the same patient ID Re-attending between 3 & 9 months - Children	35	77	45.5%	50.1%	49.8%	59.8%
% of FP17s for the same patient ID Re-attending between 3 & 9 months - Adults	5	14	35.7%	39.4%	39.5%	52.1%
% of FP17s for Band 1 Urgent Courses	8	74	10.8%	10.5%	11.2%	9.2%
% of FP17s Relating to Free Repair or Replacements	0	74	0.0%	0.6%	0.5%	0.7%
% of FP17s Relating to Continuations	0	74	0.0%	0.8%	0.7%	0.8%
% of Patients satisfied with the dentistry they have received	0	0	N/A	91.0%	90.6%	93.4%
% of Patients satisfied with the time they had to wait for an appointment	0	0	N/A	87.1%	83.8%	87.6%

* This is based on patients treated on this contract for their most recent course of treatment. Figures in italics indicate the base number of FP17s or Patient Questionnaire responses are less than 100. N/A is shown where the base number of responses is less than 10 during the period. % is calculated as Quantity/Base number*100

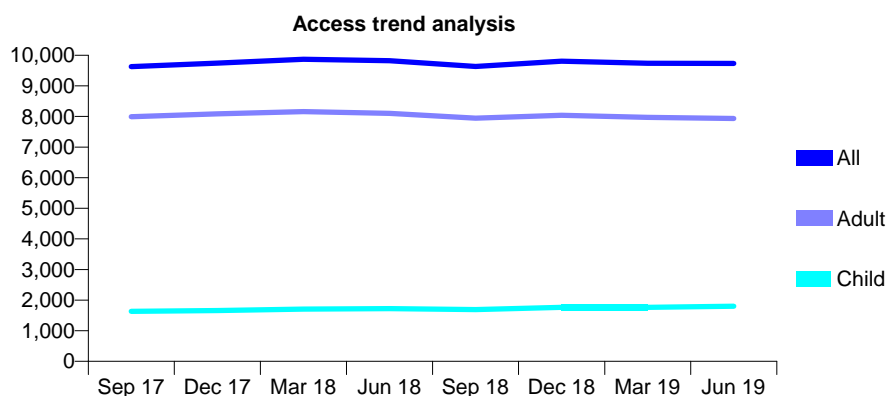
Q63 - Vital Signs At a Glance Contract Report for 559350/0001 - June 2019

Name or company name	MR S SURENDRA
Contract type name	GDS Contract
Purpose of contract	General
Contract start date	01/04/2006
Contract end date	

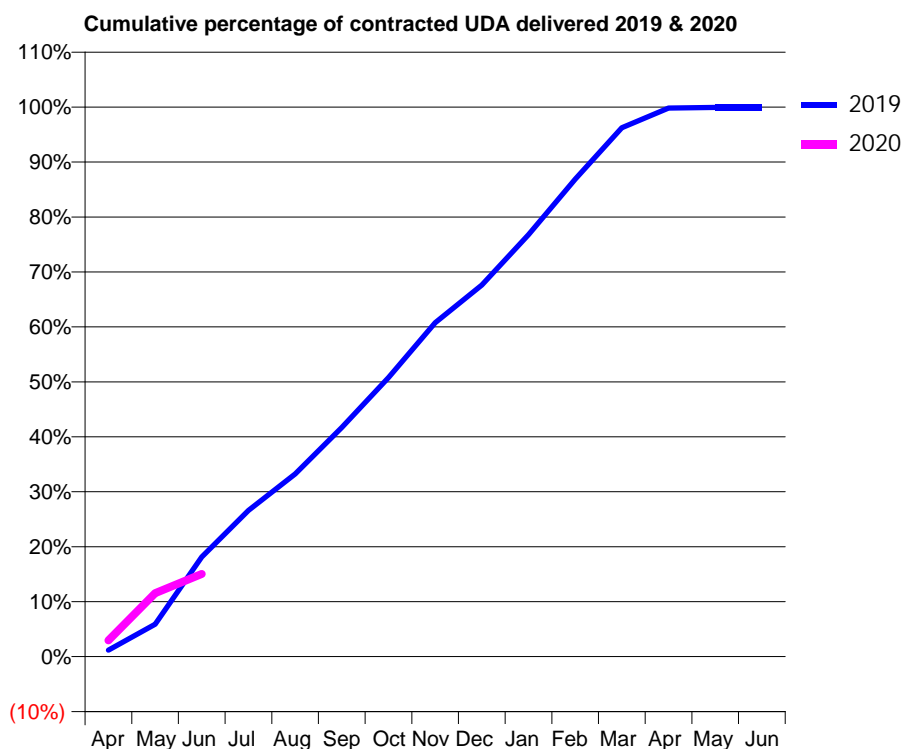
19/20 Contracted general activity (UDA)	24,100
Carry forward general activity (UDA)	0
19/20 Contracted orthodontic activity (UOA)	0
Carry forward orthodontic activity (UOA)	0
Baseline contract value	£742,334.96

ACCESS*

Patients seen in 24 months	Total	Change since previous quarter
Quarter ending June 2018	9,824	
Quarter ending September 2018	9,637	↓
Quarter ending December 2018	9,804	→
Quarter ending March 2019	9,735	→
Quarter ending June 2019	9,734	→
Variance since June 2018	(0.9%)	→



ACTIVITY



Month	Adjusted Scheduled Activity (UDA)	
	2019	2020
April	285	711
May	1,425	2,781
June	4,373	3,627
July	6,411	
August	8,010	
September	10,051	
October	12,237	
November	14,647	
December	16,295	
January	18,502	
February	20,938	
March	23,194	
April	24,058	
May	24,085	
June	24,082	

QUALITY

	Quantity	Base Number	Contract	AT	Region	England
% of FP17s for the same patient ID Re-attending within 3 months - Children	34	474	7.2%	10.2%	11.9%	11.4%
% of FP17s for the same patient ID Re-attending within 3 months - Adults	173	1,535	11.3%	15.5%	17.2%	15.4%
% of FP17s for the same patient ID Re-attending between 3 & 9 months - Children	255	474	53.8%	50.1%	49.8%	59.8%
% of FP17s for the same patient ID Re-attending between 3 & 9 months - Adults	546	1,535	35.6%	39.4%	39.5%	52.1%
% of FP17s for Band 1 Urgent Courses	135	1,653	8.2%	10.5%	11.2%	9.2%
% of FP17s Relating to Free Repair or Replacements	2	1,653	0.1%	0.6%	0.5%	0.7%
% of FP17s Relating to Continuations	9	1,653	0.5%	0.8%	0.7%	0.8%
% of Patients satisfied with the dentistry they have received	0	0	N/A	91.0%	90.6%	93.4%
% of Patients satisfied with the time they had to wait for an appointment	0	0	N/A	87.1%	83.8%	87.6%

* This is based on patients treated on this contract for their most recent course of treatment. Figures in italics indicate the base number of FP17s or Patient Questionnaire responses are less than 100. N/A is shown where the base number of responses is less than 10 during the period. % is calculated as Quantity/Base number*100

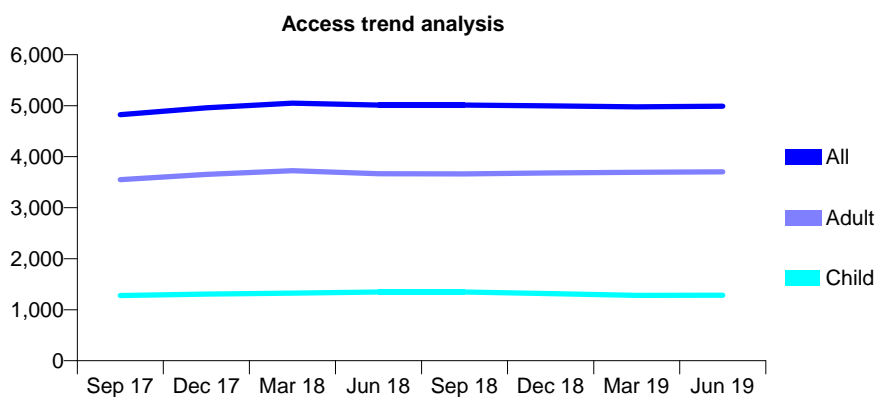
Q63 - Vital Signs At a Glance Contract Report for 566470/0001 - June 2019

Name or company name	Dipti Oza, Keval Amin & Amal Amin
Contract type name	GDS Contract
Purpose of contract	General
Contract start date	01/04/2006
Contract end date	

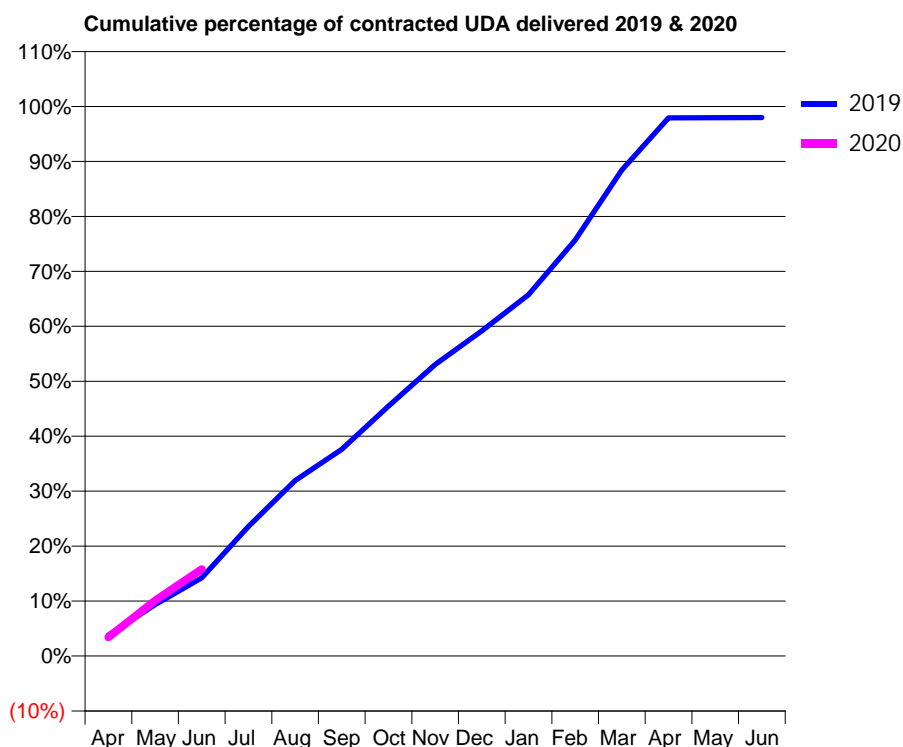
19/20 Contracted general activity (UDA)	13,874
Carry forward general activity (UDA)	0
19/20 Contracted orthodontic activity (UOA)	0
Carry forward orthodontic activity (UOA)	0
Baseline contract value	£365,931.90

ACCESS*

Patients seen in 24 months	Total	Change since previous quarter
Quarter ending June 2018	5,013	
Quarter ending September 2018	5,011	→
Quarter ending December 2018	4,998	→
Quarter ending March 2019	4,976	→
Quarter ending June 2019	4,989	→
Variance since June 2018	(0.5%)	→



ACTIVITY



Month	Adjusted Scheduled Activity (UDA)	
	2019	2020
April	528	477
May	1,298	1,399
June	1,975	2,195
July	3,270	
August	4,431	
September	5,218	
October	6,310	
November	7,361	
December	8,206	
January	9,122	
February	10,503	
March	12,269	
April	13,588	
May	13,589	
June	13,593	

QUALITY

	Quantity	Base Number	Contract	AT	Region	England
% of FP17s for the same patient ID Re-attending within 3 months - Children	28	411	6.8%	10.2%	11.9%	11.4%
% of FP17s for the same patient ID Re-attending within 3 months - Adults	105	973	10.8%	15.5%	17.2%	15.4%
% of FP17s for the same patient ID Re-attending between 3 & 9 months - Children	191	411	46.5%	50.1%	49.8%	59.8%
% of FP17s for the same patient ID Re-attending between 3 & 9 months - Adults	375	973	38.5%	39.4%	39.5%	52.1%
% of FP17s for Band 1 Urgent Courses	58	1,005	5.8%	10.5%	11.2%	9.2%
% of FP17s Relating to Free Repair or Replacements	5	1,005	0.5%	0.6%	0.5%	0.7%
% of FP17s Relating to Continuations	1	1,005	0.1%	0.8%	0.7%	0.8%
% of Patients satisfied with the dentistry they have received	1	1	N/A	91.0%	90.6%	93.4%
% of Patients satisfied with the time they had to wait for an appointment	1	1	N/A	87.1%	83.8%	87.6%

* This is based on patients treated on this contract for their most recent course of treatment. Figures in italics indicate the base number of FP17s or Patient Questionnaire responses are less than 100. N/A is shown where the base number of responses is less than 10 during the period. % is calculated as Quantity/Base number*100

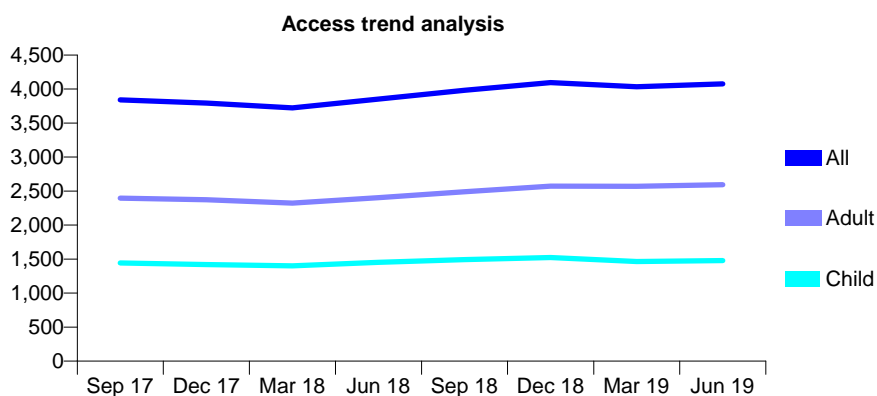
Q63 - Vital Signs At a Glance Contract Report for 567159/0002 - June 2019

Name or company name	K Sachdev, A Sachdev, M Sachdev, N Sachdev
Contract type name	GDS Contract
Purpose of contract	General
Contract start date	01/04/2006
Contract end date	

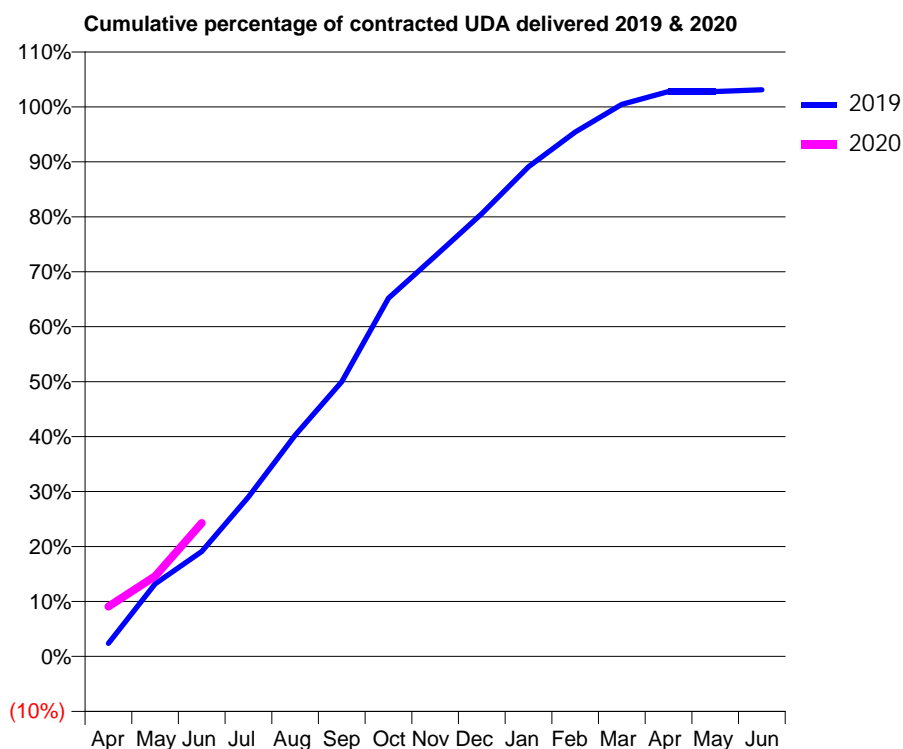
19/20 Contracted general activity (UDA)	8,750
Carry forward general activity (UDA)	0
19/20 Contracted orthodontic activity (UOA)	0
Carry forward orthodontic activity (UOA)	0
Baseline contract value	£296,584.19

ACCESS*

Patients seen in 24 months	Total	Change since previous quarter
Quarter ending June 2018	3,853	
Quarter ending September 2018	3,984	↑
Quarter ending December 2018	4,096	↑
Quarter ending March 2019	4,034	↓
Quarter ending June 2019	4,076	→
Variance since June 2018	5.8%	↑



ACTIVITY



Month	2019	2020
April	208	795
May	1,156	1,280
June	1,670	2,124
July	2,539	
August	3,524	
September	4,374	
October	5,705	
November	6,373	
December	7,052	
January	7,795	
February	8,351	
March	8,790	
April	8,994	
May	8,994	
June	9,020	

QUALITY

	Quantity	Base Number	Contract	AT	Region	England
% of FP17s for the same patient ID Re-attending within 3 months - Children	26	504	5.2%	10.2%	11.9%	11.4%
% of FP17s for the same patient ID Re-attending within 3 months - Adults	68	600	11.3%	15.5%	17.2%	15.4%
% of FP17s for the same patient ID Re-attending between 3 & 9 months - Children	269	504	53.4%	50.1%	49.8%	59.8%
% of FP17s for the same patient ID Re-attending between 3 & 9 months - Adults	172	600	28.7%	39.4%	39.5%	52.1%
% of FP17s for Band 1 Urgent Courses	138	1,009	13.7%	10.5%	11.2%	9.2%
% of FP17s Relating to Free Repair or Replacements	1	1,009	0.1%	0.6%	0.5%	0.7%
% of FP17s Relating to Continuations	6	1,009	0.6%	0.8%	0.7%	0.8%
% of Patients satisfied with the dentistry they have received	3	4	N/A	91.0%	90.6%	93.4%
% of Patients satisfied with the time they had to wait for an appointment	4	4	N/A	87.1%	83.8%	87.6%

* This is based on patients treated on this contract for their most recent course of treatment. Figures in italics indicate the base number of FP17s or Patient Questionnaire responses are less than 100. N/A is shown where the base number of responses is less than 10 during the period. % is calculated as Quantity/Base number*100

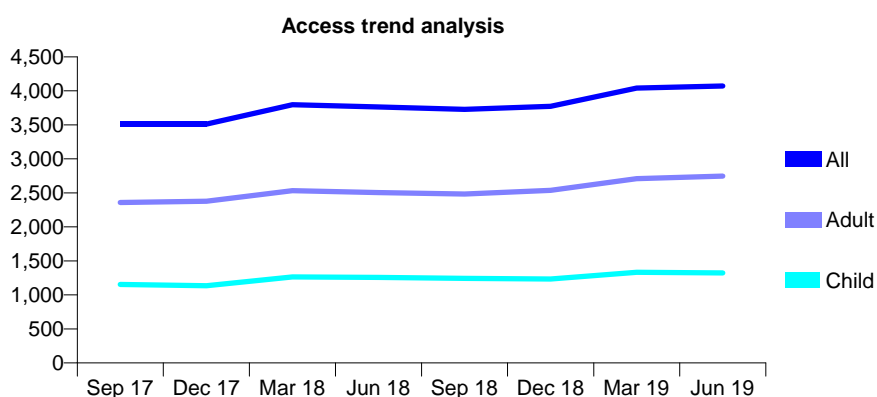
Q63 - Vital Signs At a Glance Contract Report for 567159/0003 - June 2019

Name or company name	K Sachdev, A Sachdev, M Sachdev, N Sachdev
Contract type name	GDS Contract
Purpose of contract	General
Contract start date	01/04/2006
Contract end date	

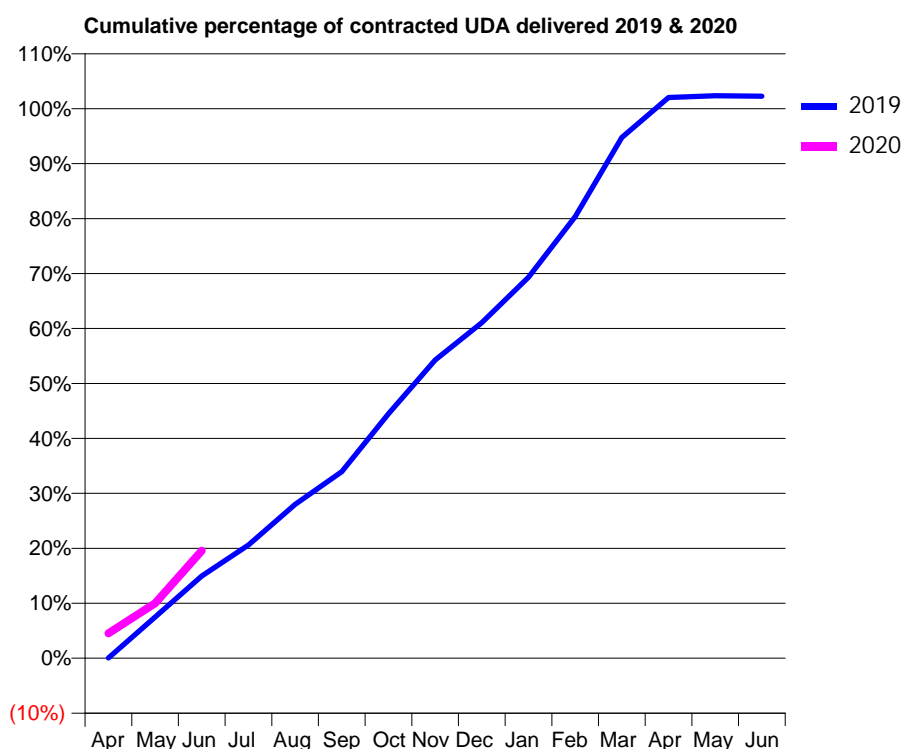
19/20 Contracted general activity (UDA)	12,000
Carry forward general activity (UDA)	0
19/20 Contracted orthodontic activity (UOA)	0
Carry forward orthodontic activity (UOA)	0
Baseline contract value	£379,004.65

ACCESS*

Patients seen in 24 months	Total	Change since previous quarter
Quarter ending June 2018	3,763	
Quarter ending September 2018	3,728	→
Quarter ending December 2018	3,773	→
Quarter ending March 2019	4,040	↑
Quarter ending June 2019	4,071	→
Variance since June 2018	8.2%	↑



ACTIVITY



Month	Adjusted Scheduled Activity (UDA)	
	2019	2020
April	6	543
May	901	1,200
June	1,795	2,347
July	2,472	
August	3,358	
September	4,072	
October	5,340	
November	6,512	
December	7,325	
January	8,318	
February	9,642	
March	11,371	
April	12,243	
May	12,282	
June	12,272	

QUALITY

	Quantity	Base Number	Contract	AT	Region	England
% of FP17s for the same patient ID Re-attending within 3 months - Children	48	386	12.4%	10.2%	11.9%	11.4%
% of FP17s for the same patient ID Re-attending within 3 months - Adults	187	808	23.1%	15.5%	17.2%	15.4%
% of FP17s for the same patient ID Re-attending between 3 & 9 months - Children	165	386	42.7%	50.1%	49.8%	59.8%
% of FP17s for the same patient ID Re-attending between 3 & 9 months - Adults	244	808	30.2%	39.4%	39.5%	52.1%
% of FP17s for Band 1 Urgent Courses	237	899	26.4%	10.5%	11.2%	9.2%
% of FP17s Relating to Free Repair or Replacements	5	899	0.6%	0.6%	0.5%	0.7%
% of FP17s Relating to Continuations	14	899	1.6%	0.8%	0.7%	0.8%
% of Patients satisfied with the dentistry they have received	1	1	N/A	91.0%	90.6%	93.4%
% of Patients satisfied with the time they had to wait for an appointment	1	1	N/A	87.1%	83.8%	87.6%

* This is based on patients treated on this contract for their most recent course of treatment.

Figures in italics indicate the base number of FP17s or Patient Questionnaire responses are less than 100. N/A is shown where the base number of responses is less than 10 during the period. % is calculated as Quantity/Base number*100

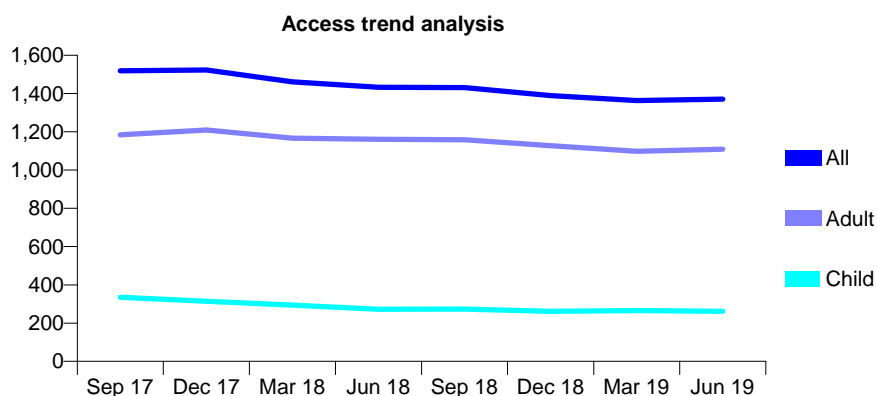
Q63 - Vital Signs At a Glance Contract Report for 567280/0001 - June 2019

Name or company name	MR NL WATERS
Contract type name	GDS Contract
Purpose of contract	General
Contract start date	01/04/2006
Contract end date	

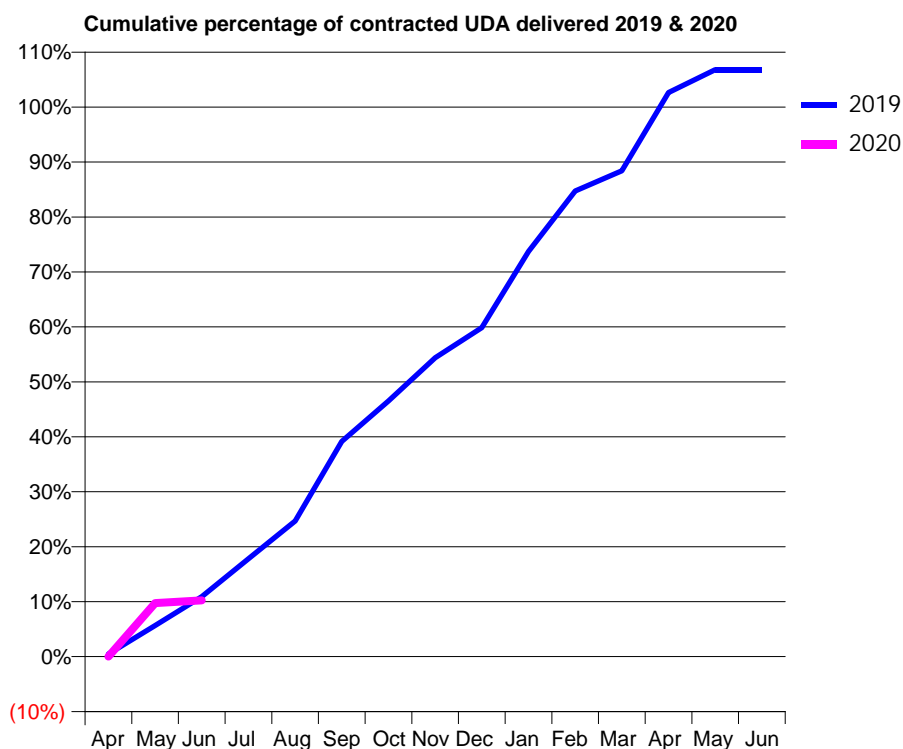
19/20 Contracted general activity (UDA)	3,519
Carry forward general activity (UDA)	0
19/20 Contracted orthodontic activity (UOA)	0
Carry forward orthodontic activity (UOA)	0
Baseline contract value	£105,805.75

ACCESS*

Patients seen in 24 months	Total	Change since previous quarter
Quarter ending June 2018	1,433	
Quarter ending September 2018	1,431	→
Quarter ending December 2018	1,389	↓
Quarter ending March 2019	1,363	↓
Quarter ending June 2019	1,371	→
Variance since June 2018	(4.3%)	↓



ACTIVITY



Month	Adjusted Scheduled Activity (UDA)	
	2019	2020
April	17	0
May	200	343
June	384	361
July	627	
August	869	
September	1,378	
October	1,638	
November	1,914	
December	2,106	
January	2,594	
February	2,981	
March	3,111	
April	3,612	
May	3,758	
June	3,758	

QUALITY

	Quantity	Base Number	Contract	AT	Region	England
% of FP17s for the same patient ID Re-attending within 3 months - Children	4	72	5.6%	10.2%	11.9%	11.4%
% of FP17s for the same patient ID Re-attending within 3 months - Adults	35	259	13.5%	15.5%	17.2%	15.4%
% of FP17s for the same patient ID Re-attending between 3 & 9 months - Children	24	72	33.3%	50.1%	49.8%	59.8%
% of FP17s for the same patient ID Re-attending between 3 & 9 months - Adults	61	259	23.6%	39.4%	39.5%	52.1%
% of FP17s for Band 1 Urgent Courses	8	125	6.4%	10.5%	11.2%	9.2%
% of FP17s Relating to Free Repair or Replacements	0	125	0.0%	0.6%	0.5%	0.7%
% of FP17s Relating to Continuations	0	125	0.0%	0.8%	0.7%	0.8%
% of Patients satisfied with the dentistry they have received	0	0	N/A	91.0%	90.6%	93.4%
% of Patients satisfied with the time they had to wait for an appointment	0	0	N/A	87.1%	83.8%	87.6%

* This is based on patients treated on this contract for their most recent course of treatment. Figures in italics indicate the base number of FP17s or Patient Questionnaire responses are less than 100. N/A is shown where the base number of responses is less than 10 during the period. % is calculated as Quantity/Base number*100

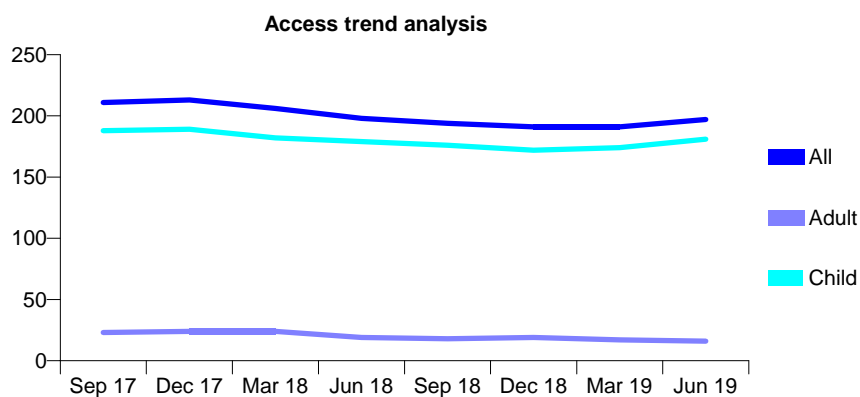
Q63 - Vital Signs At a Glance Contract Report for 567310/0001 - June 2019

Name or company name	MR NS RANA
Contract type name	GDS Contract
Purpose of contract	General
Contract start date	01/04/2006
Contract end date	

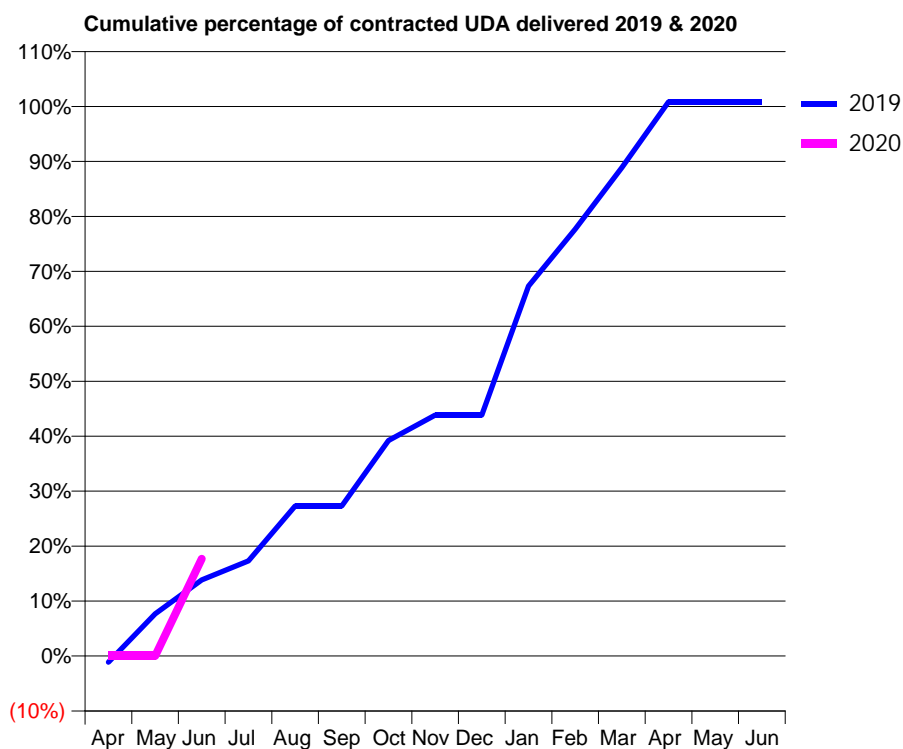
19/20 Contracted general activity (UDA)	260
Carry forward general activity (UDA)	0
19/20 Contracted orthodontic activity (UOA)	0
Carry forward orthodontic activity (UOA)	0
Baseline contract value	£6,924.71

ACCESS*

Patients seen in 24 months	Total	Change since previous quarter
Quarter ending June 2018	198	
Quarter ending September 2018	194	↓
Quarter ending December 2018	191	↓
Quarter ending March 2019	191	→
Quarter ending June 2019	197	↑
Variance since June 2018	(0.5%)	→



ACTIVITY



Month	Adjusted Scheduled Activity (UDA)	
	2019	2020
April	-3	0
May	20	0
June	36	46
July	45	
August	71	
September	71	
October	102	
November	114	
December	114	
January	175	
February	202	
March	231	
April	262	
May	262	
June	262	

QUALITY

	Quantity	Base Number	Contract	AT	Region	England
% of FP17s for the same patient ID Re-attending within 3 months - Children	5	57	8.8%	10.2%	11.9%	11.4%
% of FP17s for the same patient ID Re-attending within 3 months - Adults	0	0	N/A	15.5%	17.2%	15.4%
% of FP17s for the same patient ID Re-attending between 3 & 9 months - Children	29	57	50.9%	50.1%	49.8%	59.8%
% of FP17s for the same patient ID Re-attending between 3 & 9 months - Adults	0	0	N/A	39.4%	39.5%	52.1%
% of FP17s for Band 1 Urgent Courses	0	38	0.0%	10.5%	11.2%	9.2%
% of FP17s Relating to Free Repair or Replacements	0	38	0.0%	0.6%	0.5%	0.7%
% of FP17s Relating to Continuations	0	38	0.0%	0.8%	0.7%	0.8%
% of Patients satisfied with the dentistry they have received	0	0	N/A	91.0%	90.6%	93.4%
% of Patients satisfied with the time they had to wait for an appointment	0	0	N/A	87.1%	83.8%	87.6%

* This is based on patients treated on this contract for their most recent course of treatment. Figures in italics indicate the base number of FP17s or Patient Questionnaire responses are less than 100. N/A is shown where the base number of responses is less than 10 during the period. % is calculated as Quantity/Base number*100

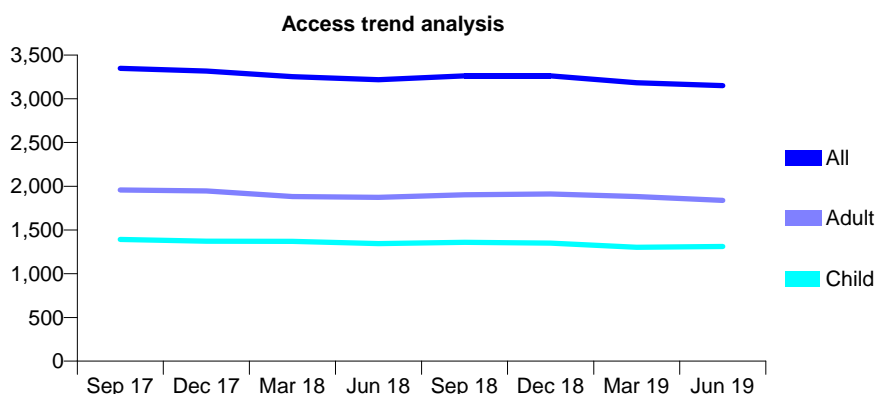
Q63 - Vital Signs At a Glance Contract Report for 567736/0001 - June 2019

Name or company name	Dipen Patel and Dipak Joshi
Contract type name	GDS Contract
Purpose of contract	General
Contract start date	01/04/2006
Contract end date	

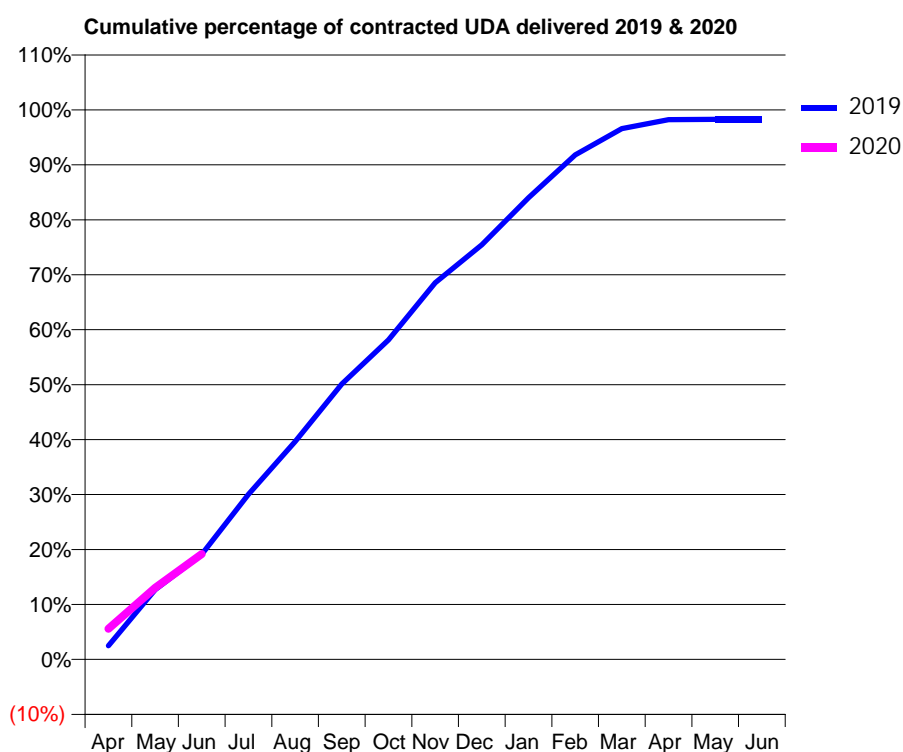
19/20 Contracted general activity (UDA)	6,296
Carry forward general activity (UDA)	0
19/20 Contracted orthodontic activity (UOA)	0
Carry forward orthodontic activity (UOA)	0
Baseline contract value	£194,151.61

ACCESS*

Patients seen in 24 months	Total	Change since previous quarter
Quarter ending June 2018	3,219	
Quarter ending September 2018	3,262	→
Quarter ending December 2018	3,263	→
Quarter ending March 2019	3,184	↓
Quarter ending June 2019	3,150	↓
Variance since June 2018	(2.1%)	↓



ACTIVITY



Month	2019	2020
April	157	352
May	799	821
June	1,205	1,208
July	1,891	
August	2,497	
September	3,155	
October	3,660	
November	4,316	
December	4,749	
January	5,288	
February	5,781	
March	6,080	
April	6,183	
May	6,187	
June	6,186	

QUALITY

	Quantity	Base Number	Contract	AT	Region	England
% of FP17s for the same patient ID Re-attending within 3 months - Children	15	520	2.9%	10.2%	11.9%	11.4%
% of FP17s for the same patient ID Re-attending within 3 months - Adults	15	429	3.5%	15.5%	17.2%	15.4%
% of FP17s for the same patient ID Re-attending between 3 & 9 months - Children	347	520	66.7%	50.1%	49.8%	59.8%
% of FP17s for the same patient ID Re-attending between 3 & 9 months - Adults	192	429	44.8%	39.4%	39.5%	52.1%
% of FP17s for Band 1 Urgent Courses	38	868	4.4%	10.5%	11.2%	9.2%
% of FP17s Relating to Free Repair or Replacements	0	868	0.0%	0.6%	0.5%	0.7%
% of FP17s Relating to Continuations	0	868	0.0%	0.8%	0.7%	0.8%
% of Patients satisfied with the dentistry they have received	1	1	N/A	91.0%	90.6%	93.4%
% of Patients satisfied with the time they had to wait for an appointment	1	1	N/A	87.1%	83.8%	87.6%

* This is based on patients treated on this contract for their most recent course of treatment. Figures in italics indicate the base number of FP17s or Patient Questionnaire responses are less than 100. N/A is shown where the base number of responses is less than 10 during the period. % is calculated as Quantity/Base number*100

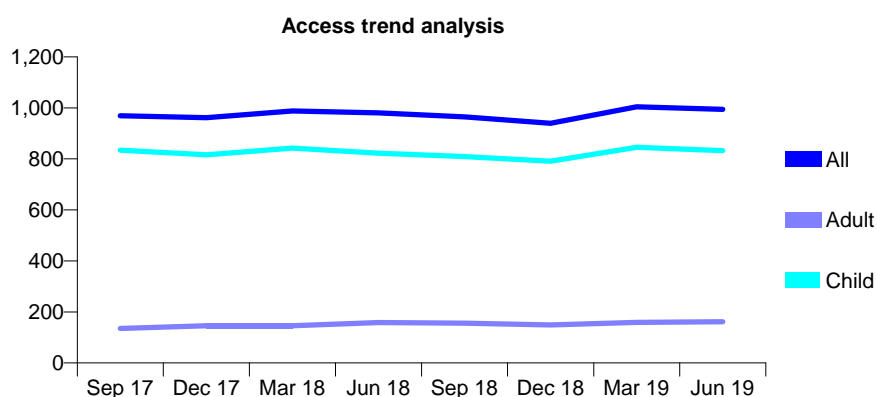
Q63 - Vital Signs At a Glance Contract Report for 574481/0001 - June 2019

Name or company name	MR PD BANNER
Contract type name	GDS Contract
Purpose of contract	General
Contract start date	01/04/2006
Contract end date	

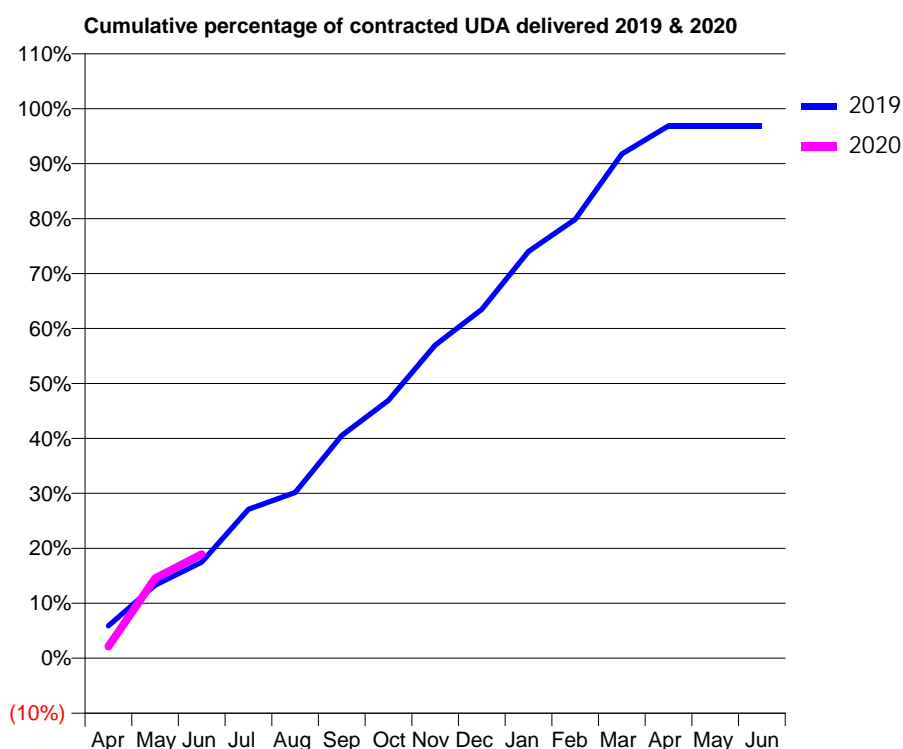
19/20 Contracted general activity (UDA)	2,000
Carry forward general activity (UDA)	0
19/20 Contracted orthodontic activity (UOA)	0
Carry forward orthodontic activity (UOA)	0
Baseline contract value	£49,753.67

ACCESS*

Patients seen in 24 months	Total	Change since previous quarter
Quarter ending June 2018	980	
Quarter ending September 2018	965	↓
Quarter ending December 2018	940	↓
Quarter ending March 2019	1,004	↑
Quarter ending June 2019	994	→
Variance since June 2018	1.4%	→



ACTIVITY



Month	2019	2020
April	118	43
May	266	291
June	350	378
July	542	
August	603	
September	810	
October	938	
November	1,140	
December	1,269	
January	1,480	
February	1,597	
March	1,835	
April	1,938	
May	1,938	
June	1,938	

QUALITY

	Quantity	Base Number	Contract	AT	Region	England
% of FP17s for the same patient ID Re-attending within 3 months - Children	10	280	3.6%	10.2%	11.9%	11.4%
% of FP17s for the same patient ID Re-attending within 3 months - Adults	1	20	5.0%	15.5%	17.2%	15.4%
% of FP17s for the same patient ID Re-attending between 3 & 9 months - Children	185	280	66.1%	50.1%	49.8%	59.8%
% of FP17s for the same patient ID Re-attending between 3 & 9 months - Adults	12	20	60.0%	39.4%	39.5%	52.1%
% of FP17s for Band 1 Urgent Courses	6	239	2.5%	10.5%	11.2%	9.2%
% of FP17s Relating to Free Repair or Replacements	0	239	0.0%	0.6%	0.5%	0.7%
% of FP17s Relating to Continuations	2	239	0.8%	0.8%	0.7%	0.8%
% of Patients satisfied with the dentistry they have received	0	0	N/A	91.0%	90.6%	93.4%
% of Patients satisfied with the time they had to wait for an appointment	0	0	N/A	87.1%	83.8%	87.6%

* This is based on patients treated on this contract for their most recent course of treatment.

Figures in italics indicate the base number of FP17s or Patient Questionnaire responses are less than 100. N/A is shown where the base number of responses is less than 10 during the period. % is calculated as Quantity/Base number*100

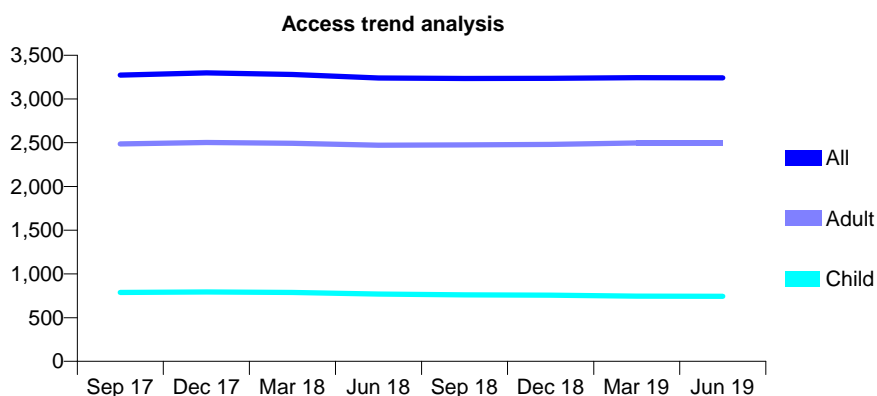
Q63 - Vital Signs At a Glance Contract Report for 574678/0001 - June 2019

Name or company name	MR MJ PRITCHARD
Contract type name	GDS Contract
Purpose of contract	General
Contract start date	01/04/2006
Contract end date	

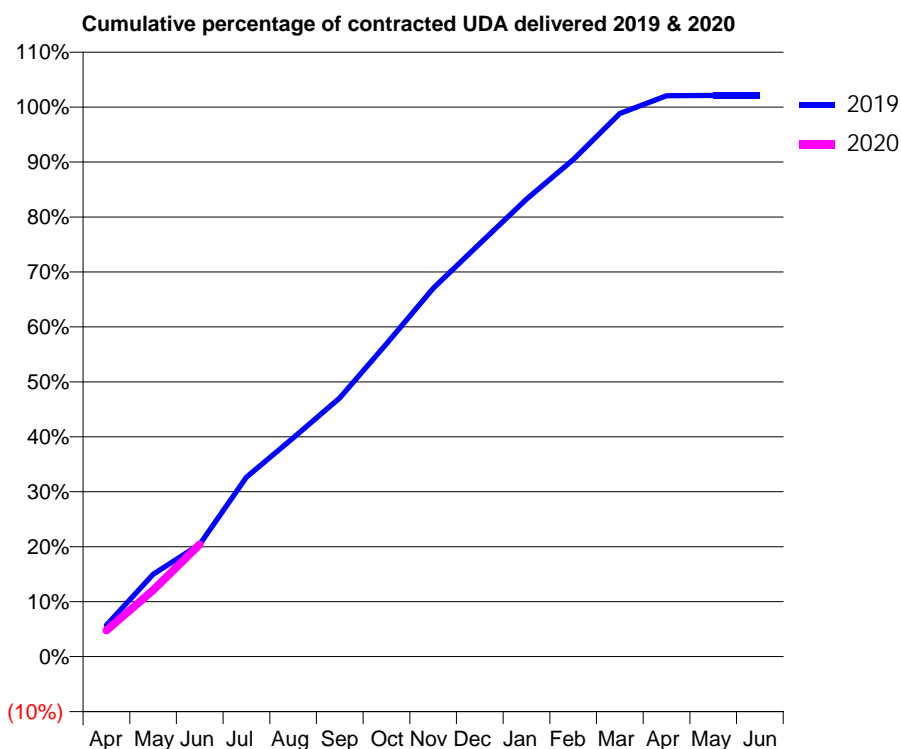
19/20 Contracted general activity (UDA)	8,500
Carry forward general activity (UDA)	0
19/20 Contracted orthodontic activity (UOA)	0
Carry forward orthodontic activity (UOA)	0
Baseline contract value	£232,213.76

ACCESS*

Patients seen in 24 months	Total	Change since previous quarter
Quarter ending June 2018	3,240	
Quarter ending September 2018	3,236	→
Quarter ending December 2018	3,237	→
Quarter ending March 2019	3,244	→
Quarter ending June 2019	3,241	→
Variance since June 2018	0.0%	→



ACTIVITY



Month	Adjusted Scheduled Activity (UDA)	
	2019	2020
April	486	405
May	1,275	1,029
June	1,736	1,736
July	2,778	
August	3,381	
September	4,001	
October	4,838	
November	5,698	
December	6,387	
January	7,075	
February	7,686	
March	8,401	
April	8,675	
May	8,679	
June	8,679	

QUALITY

	Quantity	Base Number	Contract	AT	Region	England
% of FP17s for the same patient ID Re-attending within 3 months - Children	13	286	4.5%	10.2%	11.9%	11.4%
% of FP17s for the same patient ID Re-attending within 3 months - Adults	72	876	8.2%	15.5%	17.2%	15.4%
% of FP17s for the same patient ID Re-attending between 3 & 9 months - Children	180	286	62.9%	50.1%	49.8%	59.8%
% of FP17s for the same patient ID Re-attending between 3 & 9 months - Adults	580	876	66.2%	39.4%	39.5%	52.1%
% of FP17s for Band 1 Urgent Courses	8	991	0.8%	10.5%	11.2%	9.2%
% of FP17s Relating to Free Repair or Replacements	3	991	0.3%	0.6%	0.5%	0.7%
% of FP17s Relating to Continuations	1	991	0.1%	0.8%	0.7%	0.8%
% of Patients satisfied with the dentistry they have received	2	2	N/A	91.0%	90.6%	93.4%
% of Patients satisfied with the time they had to wait for an appointment	1	2	N/A	87.1%	83.8%	87.6%

* This is based on patients treated on this contract for their most recent course of treatment. Figures in italics indicate the base number of FP17s or Patient Questionnaire responses are less than 100. N/A is shown where the base number of responses is less than 10 during the period. % is calculated as Quantity/Base number*100

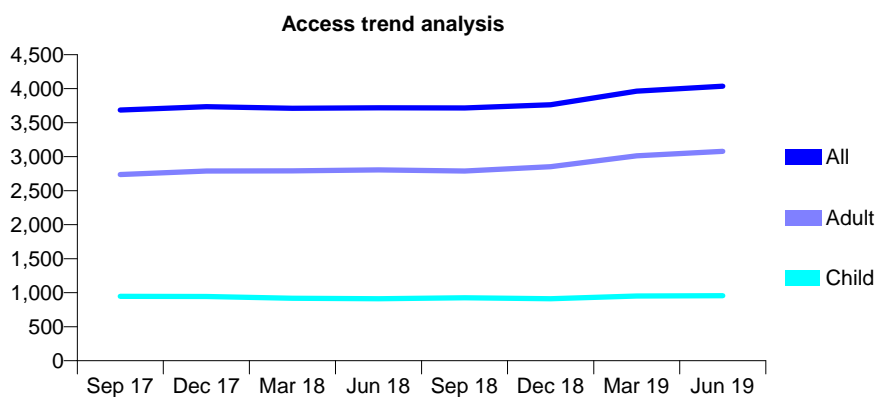
Q63 - Vital Signs At a Glance Contract Report for 576611/0001 - June 2019

Name or company name	MISS SN PATEL
Contract type name	GDS Contract
Purpose of contract	General
Contract start date	01/04/2006
Contract end date	

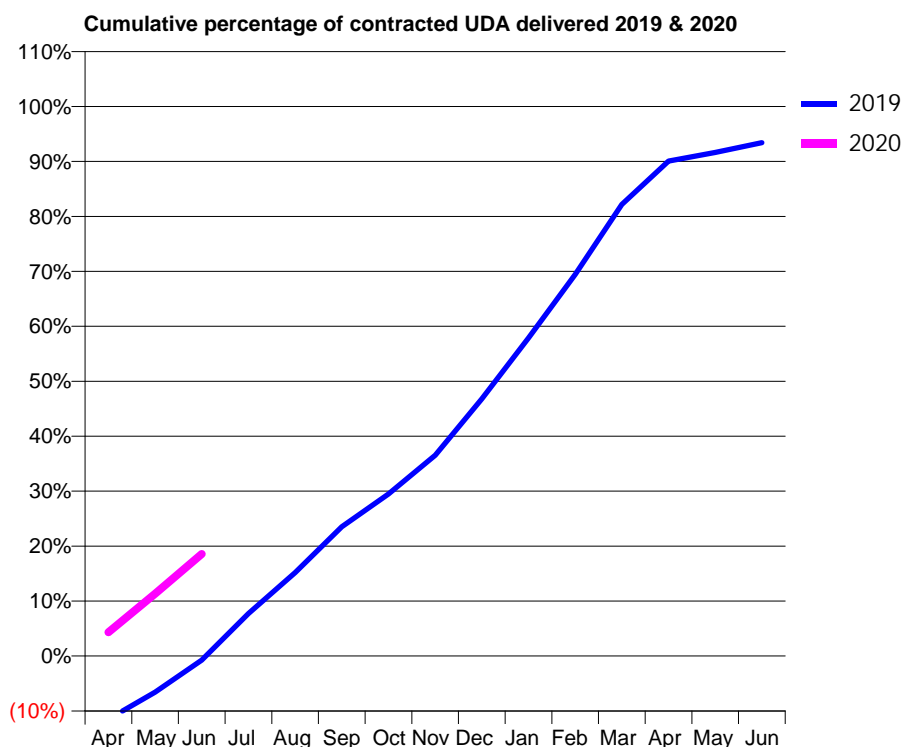
19/20 Contracted general activity (UDA)	10,620
Carry forward general activity (UDA)	0
19/20 Contracted orthodontic activity (UOA)	0
Carry forward orthodontic activity (UOA)	0
Baseline contract value	£271,059.06

ACCESS*

Patients seen in 24 months	Total	Change since previous quarter
Quarter ending June 2018	3,718	
Quarter ending September 2018	3,717	→
Quarter ending December 2018	3,763	→
Quarter ending March 2019	3,964	↑
Quarter ending June 2019	4,036	→
Variance since June 2018	8.6%	↑



ACTIVITY



Month	Adjusted Scheduled Activity (UDA)	
	2019	2020
April	-1,224	459
May	-700	1,204
June	-81	1,974
July	821	
August	1,615	
September	2,499	
October	3,133	
November	3,881	
December	4,969	
January	6,147	
February	7,374	
March	8,729	
April	9,564	
May	9,734	
June	9,920	

QUALITY

	Quantity	Base Number	Contract	AT	Region	England
% of FP17s for the same patient ID Re-attending within 3 months - Children	19	282	6.7%	10.2%	11.9%	11.4%
% of FP17s for the same patient ID Re-attending within 3 months - Adults	134	888	15.1%	15.5%	17.2%	15.4%
% of FP17s for the same patient ID Re-attending between 3 & 9 months - Children	141	282	50.0%	50.1%	49.8%	59.8%
% of FP17s for the same patient ID Re-attending between 3 & 9 months - Adults	318	888	35.8%	39.4%	39.5%	52.1%
% of FP17s for Band 1 Urgent Courses	145	873	16.6%	10.5%	11.2%	9.2%
% of FP17s Relating to Free Repair or Replacements	4	873	0.5%	0.6%	0.5%	0.7%
% of FP17s Relating to Continuations	5	873	0.6%	0.8%	0.7%	0.8%
% of Patients satisfied with the dentistry they have received	1	1	N/A	91.0%	90.6%	93.4%
% of Patients satisfied with the time they had to wait for an appointment	1	1	N/A	87.1%	83.8%	87.6%

* This is based on patients treated on this contract for their most recent course of treatment. Figures in italics indicate the base number of FP17s or Patient Questionnaire responses are less than 100. N/A is shown where the base number of responses is less than 10 during the period. % is calculated as Quantity/Base number*100

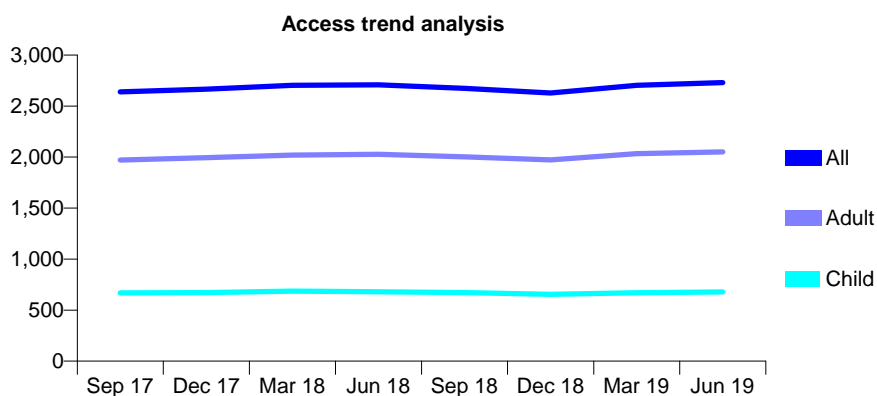
Q63 - Vital Signs At a Glance Contract Report for 577464/0001 - June 2019

Name or company name	MR NR RUBAKUMAR
Contract type name	GDS Contract
Purpose of contract	General
Contract start date	01/04/2006
Contract end date	

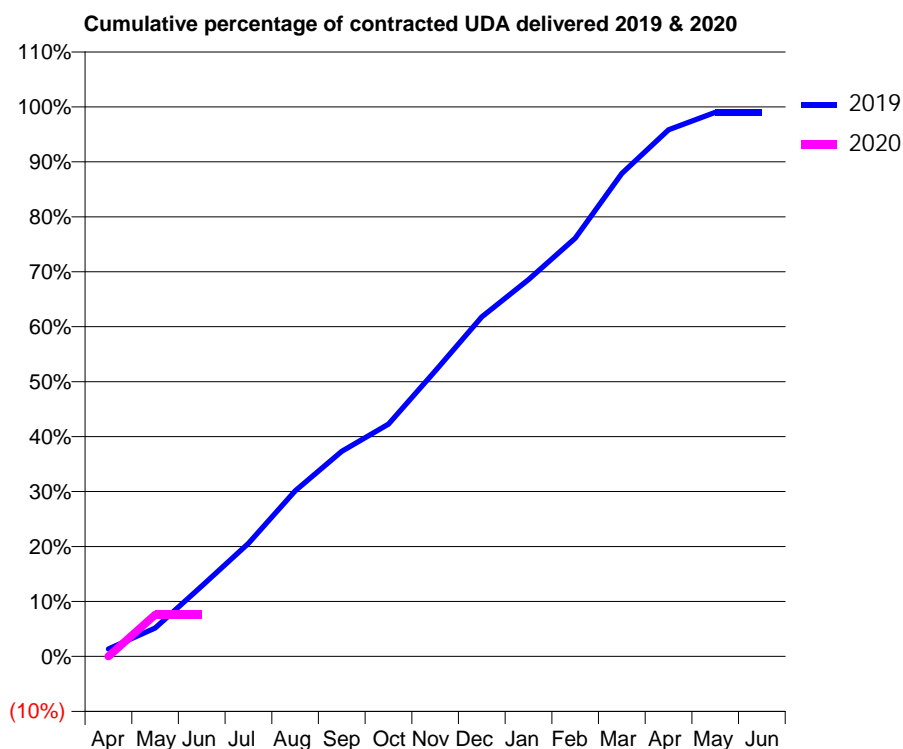
19/20 Contracted general activity (UDA)	7,583
Carry forward general activity (UDA)	0
19/20 Contracted orthodontic activity (UOA)	0
Carry forward orthodontic activity (UOA)	0
Baseline contract value	£216,342.90

ACCESS*

Patients seen in 24 months	Total	Change since previous quarter
Quarter ending June 2018	2,708	
Quarter ending September 2018	2,674	↓
Quarter ending December 2018	2,628	↓
Quarter ending March 2019	2,704	↑
Quarter ending June 2019	2,730	→
Variance since June 2018	0.8%	→



ACTIVITY



Month	2019	2020
April	105	0
May	393	575
June	971	575
July	1,560	
August	2,285	
September	2,831	
October	3,204	
November	3,938	
December	4,686	
January	5,199	
February	5,771	
March	6,665	
April	7,266	
May	7,506	
June	7,506	

QUALITY

	Quantity	Base Number	Contract	AT	Region	England
% of FP17s for the same patient ID Re-attending within 3 months - Children	7	123	5.7%	10.2%	11.9%	11.4%
% of FP17s for the same patient ID Re-attending within 3 months - Adults	103	397	25.9%	15.5%	17.2%	15.4%
% of FP17s for the same patient ID Re-attending between 3 & 9 months - Children	37	123	30.1%	50.1%	49.8%	59.8%
% of FP17s for the same patient ID Re-attending between 3 & 9 months - Adults	94	397	23.7%	39.4%	39.5%	52.1%
% of FP17s for Band 1 Urgent Courses	50	244	20.5%	10.5%	11.2%	9.2%
% of FP17s Relating to Free Repair or Replacements	0	244	0.0%	0.6%	0.5%	0.7%
% of FP17s Relating to Continuations	3	244	1.2%	0.8%	0.7%	0.8%
% of Patients satisfied with the dentistry they have received	5	5	N/A	91.0%	90.6%	93.4%
% of Patients satisfied with the time they had to wait for an appointment	4	5	N/A	87.1%	83.8%	87.6%

* This is based on patients treated on this contract for their most recent course of treatment. Figures in italics indicate the base number of FP17s or Patient Questionnaire responses are less than 100. N/A is shown where the base number of responses is less than 10 during the period. % is calculated as Quantity/Base number*100

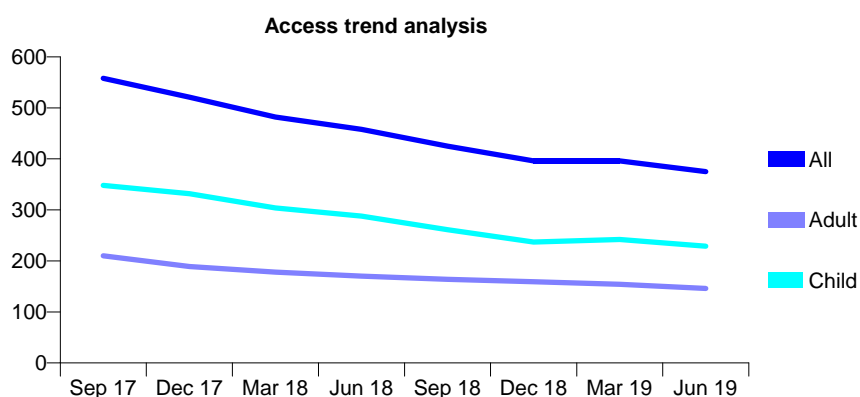
Q63 - Vital Signs At a Glance Contract Report for 578673/0002 - June 2019

Name or company name	M Shah
Contract type name	GDS Contract
Purpose of contract	General
Contract start date	01/04/2006
Contract end date	

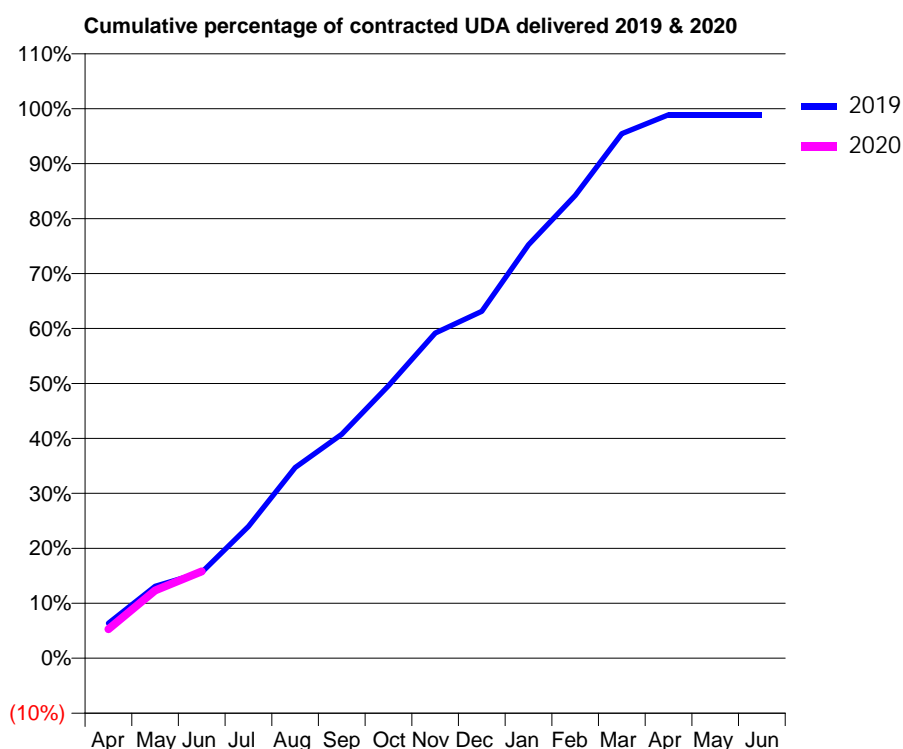
19/20 Contracted general activity (UDA)	2,235
Carry forward general activity (UDA)	0
19/20 Contracted orthodontic activity (UOA)	0
Carry forward orthodontic activity (UOA)	0
Baseline contract value	£57,911.60

ACCESS*

Patients seen in 24 months	Total	Change since previous quarter
Quarter ending June 2018	458	
Quarter ending September 2018	425	↓
Quarter ending December 2018	396	↓
Quarter ending March 2019	396	→
Quarter ending June 2019	375	↓
Variance since June 2018	(18.1%)	↓



ACTIVITY



Month	2019	2020
April	142	118
May	292	276
June	350	353
July	536	
August	776	
September	911	
October	1,108	
November	1,323	
December	1,411	
January	1,681	
February	1,882	
March	2,134	
April	2,210	
May	2,210	
June	2,210	

QUALITY

	Quantity	Base Number	Contract	AT	Region	England
% of FP17s for the same patient ID Re-attending within 3 months - Children	18	95	18.9%	10.2%	11.9%	11.4%
% of FP17s for the same patient ID Re-attending within 3 months - Adults	12	52	23.1%	15.5%	17.2%	15.4%
% of FP17s for the same patient ID Re-attending between 3 & 9 months - Children	62	95	65.3%	50.1%	49.8%	59.8%
% of FP17s for the same patient ID Re-attending between 3 & 9 months - Adults	35	52	67.3%	39.4%	39.5%	52.1%
% of FP17s for Band 1 Urgent Courses	6	123	4.9%	10.5%	11.2%	9.2%
% of FP17s Relating to Free Repair or Replacements	0	123	0.0%	0.6%	0.5%	0.7%
% of FP17s Relating to Continuations	1	123	0.8%	0.8%	0.7%	0.8%
% of Patients satisfied with the dentistry they have received	0	1	N/A	91.0%	90.6%	93.4%
% of Patients satisfied with the time they had to wait for an appointment	0	1	N/A	87.1%	83.8%	87.6%

* This is based on patients treated on this contract for their most recent course of treatment.

Figures in italics indicate the base number of FP17s or Patient Questionnaire responses are less than 100. N/A is shown where the base number of responses is less than 10 during the period. % is calculated as Quantity/Base number*100

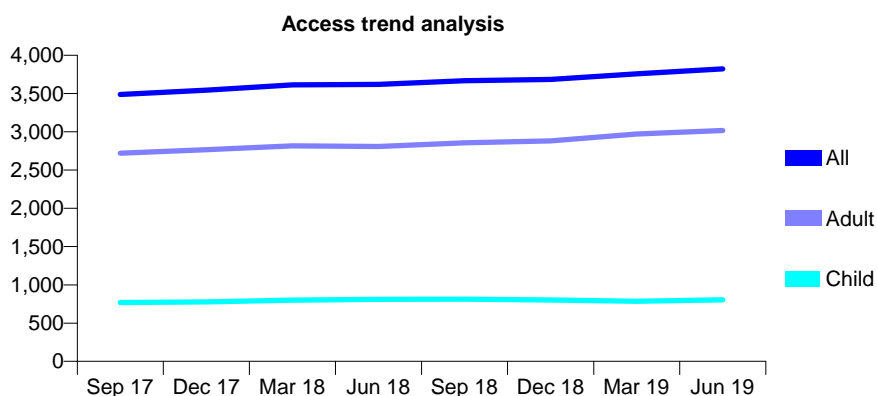
Q63 - Vital Signs At a Glance Contract Report for 610070/0001 - June 2019

Name or company name	MR DV PATEL
Contract type name	GDS Contract
Purpose of contract	General
Contract start date	01/04/2011
Contract end date	

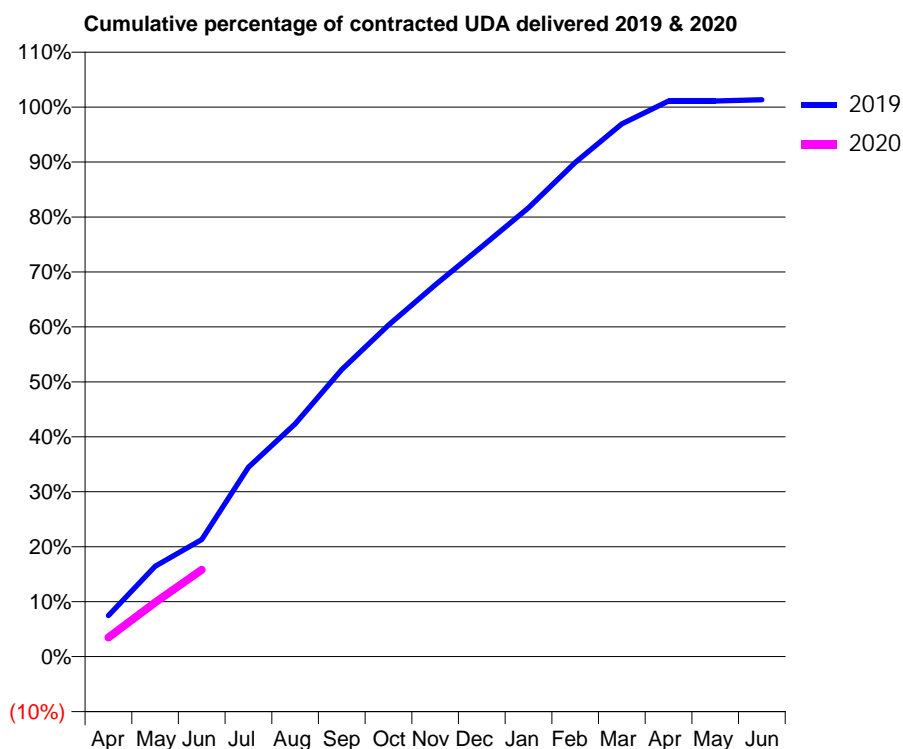
19/20 Contracted general activity (UDA)	7,500
Carry forward general activity (UDA)	0
19/20 Contracted orthodontic activity (UOA)	0
Carry forward orthodontic activity (UOA)	0
Baseline contract value	£211,849.26

ACCESS*

Patients seen in 24 months	Total	Change since previous quarter
Quarter ending June 2018	3,620	
Quarter ending September 2018	3,668	→
Quarter ending December 2018	3,684	→
Quarter ending March 2019	3,757	→
Quarter ending June 2019	3,821	→
Variance since June 2018	5.6%	↑



ACTIVITY



Month	Adjusted Scheduled Activity (UDA)	
	2019	2020
April	559	261
May	1,234	740
June	1,596	1,187
July	2,585	
August	3,176	
September	3,918	
October	4,523	
November	5,074	
December	5,596	
January	6,125	
February	6,744	
March	7,271	
April	7,581	
May	7,582	
June	7,600	

QUALITY

	Quantity	Base Number	Contract	AT	Region	England
% of FP17s for the same patient ID Re-attending within 3 months - Children	12	212	5.7%	10.2%	11.9%	11.4%
% of FP17s for the same patient ID Re-attending within 3 months - Adults	80	677	11.8%	15.5%	17.2%	15.4%
% of FP17s for the same patient ID Re-attending between 3 & 9 months - Children	85	212	40.1%	50.1%	49.8%	59.8%
% of FP17s for the same patient ID Re-attending between 3 & 9 months - Adults	228	677	33.7%	39.4%	39.5%	52.1%
% of FP17s for Band 1 Urgent Courses	78	695	11.2%	10.5%	11.2%	9.2%
% of FP17s Relating to Free Repair or Replacements	3	695	0.4%	0.6%	0.5%	0.7%
% of FP17s Relating to Continuations	8	695	1.2%	0.8%	0.7%	0.8%
% of Patients satisfied with the dentistry they have received	0	0	N/A	91.0%	90.6%	93.4%
% of Patients satisfied with the time they had to wait for an appointment	0	0	N/A	87.1%	83.8%	87.6%

* This is based on patients treated on this contract for their most recent course of treatment. Figures in italics indicate the base number of FP17s or Patient Questionnaire responses are less than 100. N/A is shown where the base number of responses is less than 10 during the period. % is calculated as Quantity/Base number*100

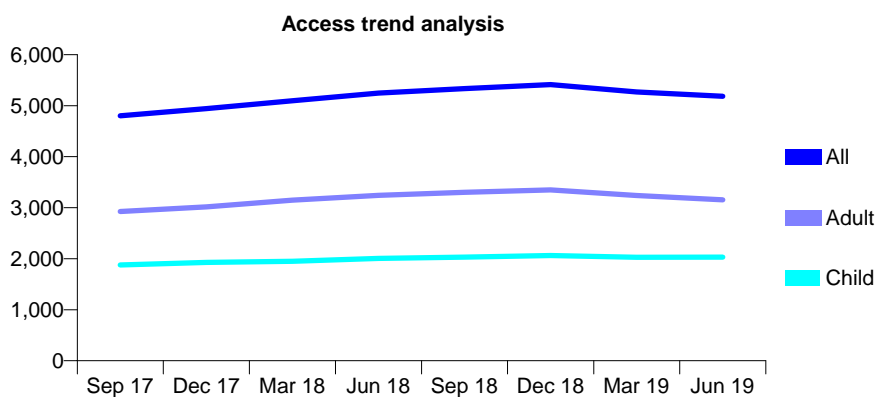
Q63 - Vital Signs At a Glance Contract Report for 610070/0002 - June 2019

Name or company name	MR DV PATEL
Contract type name	GDS Contract
Purpose of contract	General
Contract start date	01/11/2015
Contract end date	

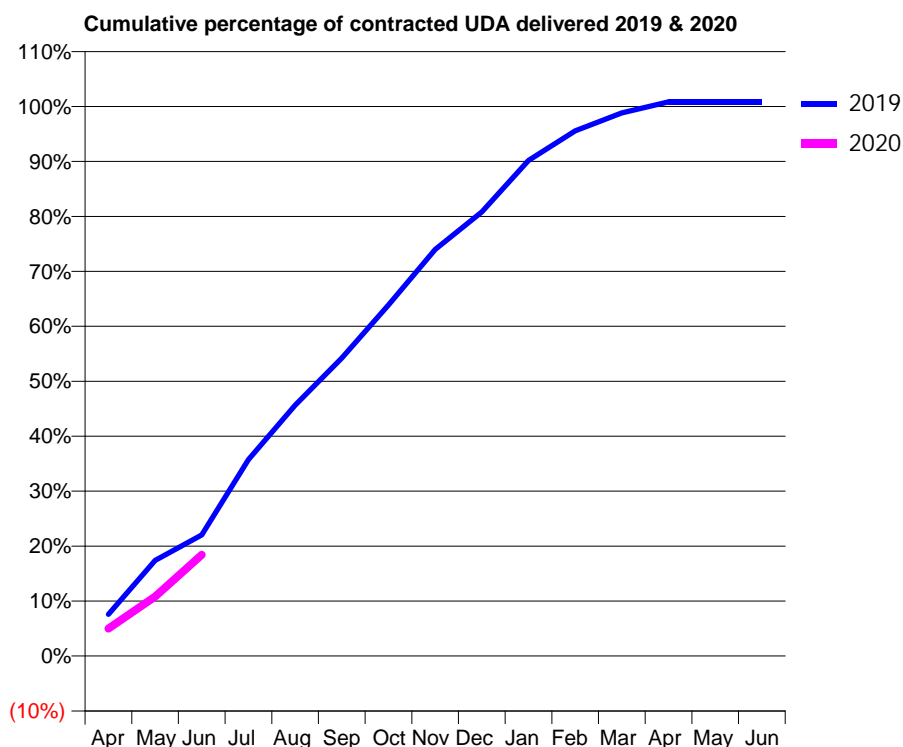
19/20 Contracted general activity (UDA)	10,000
Carry forward general activity (UDA)	0
19/20 Contracted orthodontic activity (UOA)	0
Carry forward orthodontic activity (UOA)	0
Baseline contract value	£259,886.18

ACCESS*

Patients seen in 24 months	Total	Change since previous quarter
Quarter ending June 2018	5,249	
Quarter ending September 2018	5,335	→
Quarter ending December 2018	5,414	→
Quarter ending March 2019	5,268	↓
Quarter ending June 2019	5,185	↓
Variance since June 2018	(1.2%)	↓



ACTIVITY



Month	Adjusted Scheduled Activity (UDA)	
	2019	2020
April	757	498
May	1,740	1,081
June	2,206	1,843
July	3,576	
August	4,566	
September	5,420	
October	6,388	
November	7,399	
December	8,079	
January	9,019	
February	9,554	
March	9,883	
April	10,083	
May	10,084	
June	10,085	

QUALITY

	Quantity	Base Number	Contract	AT	Region	England
% of FP17s for the same patient ID Re-attending within 3 months - Children	52	690	7.5%	10.2%	11.9%	11.4%
% of FP17s for the same patient ID Re-attending within 3 months - Adults	52	731	7.1%	15.5%	17.2%	15.4%
% of FP17s for the same patient ID Re-attending between 3 & 9 months - Children	455	690	65.9%	50.1%	49.8%	59.8%
% of FP17s for the same patient ID Re-attending between 3 & 9 months - Adults	414	731	56.6%	39.4%	39.5%	52.1%
% of FP17s for Band 1 Urgent Courses	95	1,266	7.5%	10.5%	11.2%	9.2%
% of FP17s Relating to Free Repair or Replacements	0	1,266	0.0%	0.6%	0.5%	0.7%
% of FP17s Relating to Continuations	0	1,266	0.0%	0.8%	0.7%	0.8%
% of Patients satisfied with the dentistry they have received	1	1	N/A	91.0%	90.6%	93.4%
% of Patients satisfied with the time they had to wait for an appointment	1	1	N/A	87.1%	83.8%	87.6%

* This is based on patients treated on this contract for their most recent course of treatment. Figures in italics indicate the base number of FP17s or Patient Questionnaire responses are less than 100. N/A is shown where the base number of responses is less than 10 during the period. % is calculated as Quantity/Base number*100

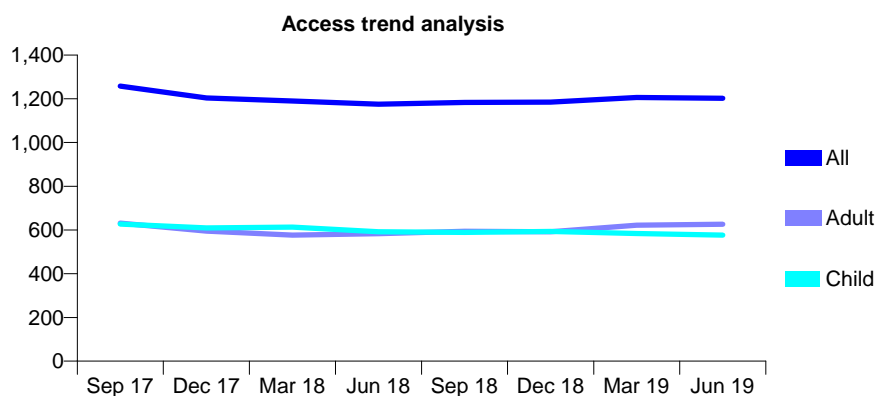
Q63 - Vital Signs At a Glance Contract Report for 623369/0002 - June 2019

Name or company name	MR RP BATEMAN
Contract type name	PDS Contract
Purpose of contract	General and Orthodontic
Contract start date	01/04/2006
Contract end date	31/03/2020

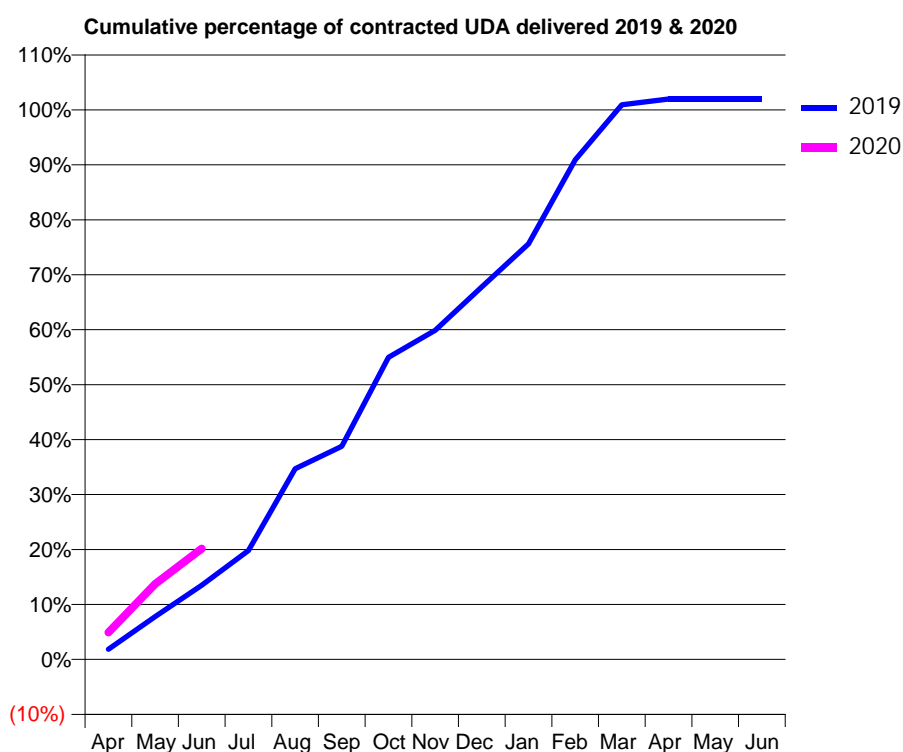
19/20 Contracted general activity (UDA)	1,777
Carry forward general activity (UDA)	0
19/20 Contracted orthodontic activity (UOA)	3,951
Carry forward orthodontic activity (UOA)	0
Baseline contract value	£352,196.66

ACCESS*

Patients seen in 24 months	Total	Change since previous quarter
Quarter ending June 2018	1,175	
Quarter ending September 2018	1,183	→
Quarter ending December 2018	1,185	→
Quarter ending March 2019	1,206	→
Quarter ending June 2019	1,202	→
Variance since June 2018	2.3%	↑



ACTIVITY



Month	2019	2020
April	33	87
May	139	244
June	240	358
July	352	
August	617	
September	689	
October	977	
November	1,064	
December	1,205	
January	1,344	
February	1,616	
March	1,793	
April	1,812	
May	1,812	
June	1,812	

QUALITY

	Quantity	Base Number	Contract	AT	Region	England
% of FP17s for the same patient ID Re-attending within 3 months - Children	7	156	4.5%	10.2%	11.9%	11.4%
% of FP17s for the same patient ID Re-attending within 3 months - Adults	8	103	7.8%	15.5%	17.2%	15.4%
% of FP17s for the same patient ID Re-attending between 3 & 9 months - Children	21	156	13.5%	50.1%	49.8%	59.8%
% of FP17s for the same patient ID Re-attending between 3 & 9 months - Adults	27	103	26.2%	39.4%	39.5%	52.1%
% of FP17s for Band 1 Urgent Courses	7	140	5.0%	10.5%	11.2%	9.2%
% of FP17s Relating to Free Repair or Replacements	0	140	0.0%	0.6%	0.5%	0.7%
% of FP17s Relating to Continuations	1	140	0.7%	0.8%	0.7%	0.8%
% of Patients satisfied with the dentistry they have received	0	0	N/A	91.0%	90.6%	93.4%
% of Patients satisfied with the time they had to wait for an appointment	0	0	N/A	87.1%	83.8%	87.6%

* This is based on patients treated on this contract for their most recent course of treatment. Figures in italics indicate the base number of FP17s or Patient Questionnaire responses are less than 100. N/A is shown where the base number of responses is less than 10 during the period. % is calculated as Quantity/Base number*100

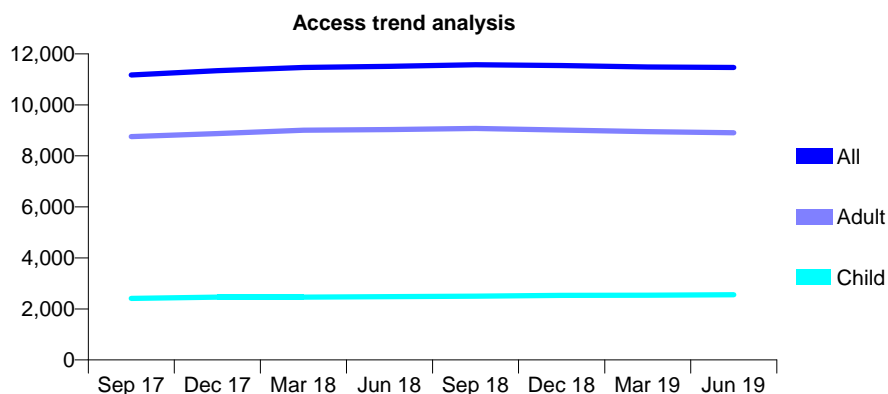
Q63 - Vital Signs At a Glance Contract Report for 624896/0003 - June 2019

Name or company name	Dentaria
Contract type name	GDS Contract
Purpose of contract	General
Contract start date	01/04/2006
Contract end date	

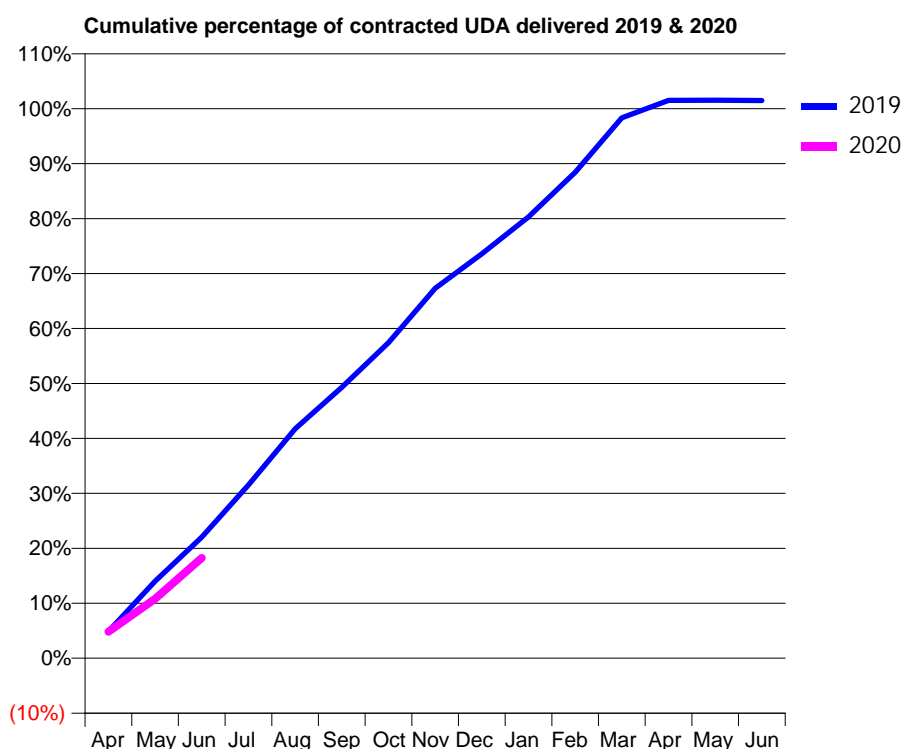
19/20 Contracted general activity (UDA)	30,842
Carry forward general activity (UDA)	0
19/20 Contracted orthodontic activity (UOA)	0
Carry forward orthodontic activity (UOA)	0
Baseline contract value	£924,877.89

ACCESS*

Patients seen in 24 months	Total	Change since previous quarter
Quarter ending June 2018	11,513	
Quarter ending September 2018	11,572	→
Quarter ending December 2018	11,545	→
Quarter ending March 2019	11,487	→
Quarter ending June 2019	11,471	→
Variance since June 2018	(0.4%)	→



ACTIVITY



Month	2019	2020
April	1,508	1,488
May	4,330	3,344
June	6,793	5,635
July	9,725	
August	12,876	
September	15,205	
October	17,714	
November	20,769	
December	22,700	
January	24,770	
February	27,278	
March	30,322	
April	31,303	
May	31,311	
June	31,296	

QUALITY

	Quantity	Base Number	Contract	AT	Region	England
% of FP17s for the same patient ID Re-attending within 3 months - Children	34	770	4.4%	10.2%	11.9%	11.4%
% of FP17s for the same patient ID Re-attending within 3 months - Adults	217	2,197	9.9%	15.5%	17.2%	15.4%
% of FP17s for the same patient ID Re-attending between 3 & 9 months - Children	342	770	44.4%	50.1%	49.8%	59.8%
% of FP17s for the same patient ID Re-attending between 3 & 9 months - Adults	922	2,197	42.0%	39.4%	39.5%	52.1%
% of FP17s for Band 1 Urgent Courses	176	2,493	7.1%	10.5%	11.2%	9.2%
% of FP17s Relating to Free Repair or Replacements	16	2,493	0.6%	0.6%	0.5%	0.7%
% of FP17s Relating to Continuations	18	2,493	0.7%	0.8%	0.7%	0.8%
% of Patients satisfied with the dentistry they have received	3	3	N/A	91.0%	90.6%	93.4%
% of Patients satisfied with the time they had to wait for an appointment	2	3	N/A	87.1%	83.8%	87.6%

* This is based on patients treated on this contract for their most recent course of treatment.

Figures in italics indicate the base number of FP17s or Patient Questionnaire responses are less than 100. N/A is shown where the base number of responses is less than 10 during the period. % is calculated as Quantity/Base number*100

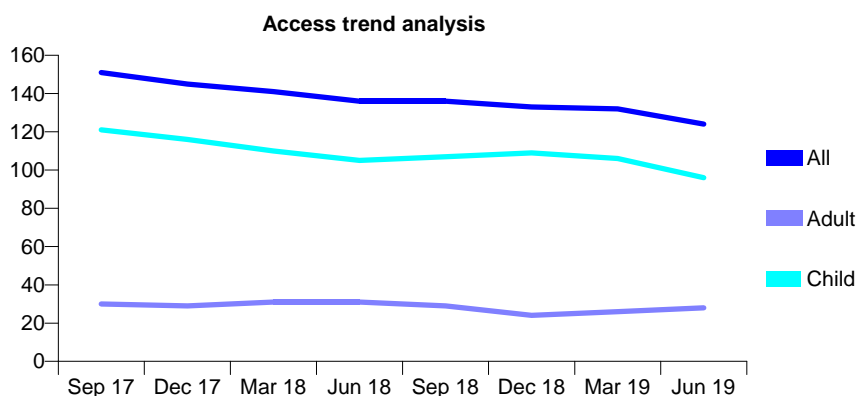
Q63 - Vital Signs At a Glance Contract Report for 630667/0001 - June 2019

Name or company name	MRS CA SIDA-MURRAY
Contract type name	GDS Contract
Purpose of contract	General
Contract start date	01/04/2006
Contract end date	

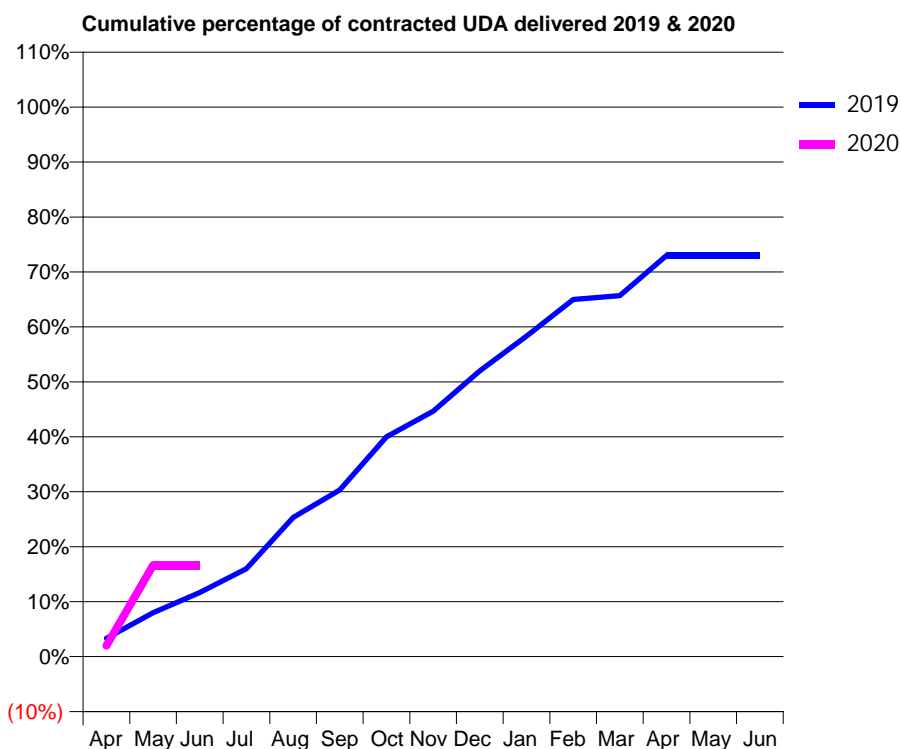
19/20 Contracted general activity (UDA)	300
Carry forward general activity (UDA)	0
19/20 Contracted orthodontic activity (UOA)	0
Carry forward orthodontic activity (UOA)	0
Baseline contract value	£7,450.01

ACCESS*

Patients seen in 24 months	Total	Change since previous quarter
Quarter ending June 2018	136	
Quarter ending September 2018	136	→
Quarter ending December 2018	133	↓
Quarter ending March 2019	132	→
Quarter ending June 2019	124	↓
Variance since June 2018	(8.8%)	↓



ACTIVITY



Month	Adjusted Scheduled Activity (UDA)	
	2019	2020
April	10	6
May	24	50
June	35	50
July	48	
August	76	
September	91	
October	120	
November	134	
December	156	
January	175	
February	195	
March	197	
April	219	
May	219	
June	219	

QUALITY

	Quantity	Base Number	Contract	AT	Region	England
% of FP17s for the same patient ID Re-attending within 3 months - Children	3	49	6.1%	10.2%	11.9%	11.4%
% of FP17s for the same patient ID Re-attending within 3 months - Adults	1	5	20.0%	15.5%	17.2%	15.4%
% of FP17s for the same patient ID Re-attending between 3 & 9 months - Children	32	49	65.3%	50.1%	49.8%	59.8%
% of FP17s for the same patient ID Re-attending between 3 & 9 months - Adults	4	5	80.0%	39.4%	39.5%	52.1%
% of FP17s for Band 1 Urgent Courses	0	32	0.0%	10.5%	11.2%	9.2%
% of FP17s Relating to Free Repair or Replacements	0	32	0.0%	0.6%	0.5%	0.7%
% of FP17s Relating to Continuations	0	32	0.0%	0.8%	0.7%	0.8%
% of Patients satisfied with the dentistry they have received	0	0	N/A	91.0%	90.6%	93.4%
% of Patients satisfied with the time they had to wait for an appointment	0	0	N/A	87.1%	83.8%	87.6%

* This is based on patients treated on this contract for their most recent course of treatment. Figures in italics indicate the base number of FP17s or Patient Questionnaire responses are less than 100. N/A is shown where the base number of responses is less than 10 during the period. % is calculated as Quantity/Base number*100

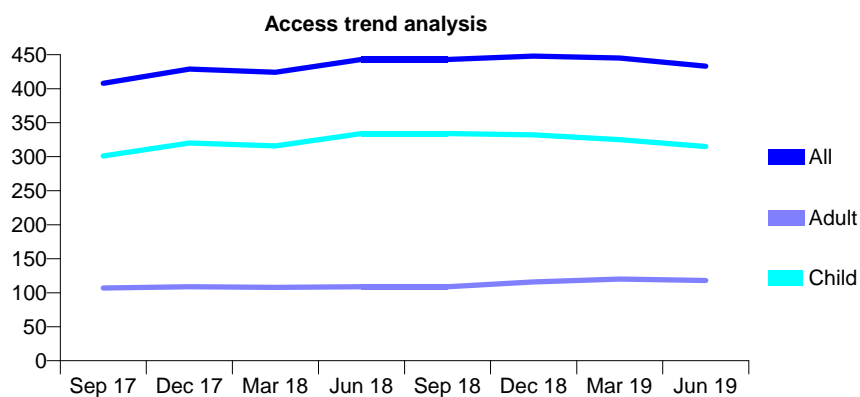
Q63 - Vital Signs At a Glance Contract Report for 632236/0001 - June 2019

Name or company name	MR WO DE VRIES
Contract type name	GDS Contract
Purpose of contract	General
Contract start date	01/04/2006
Contract end date	

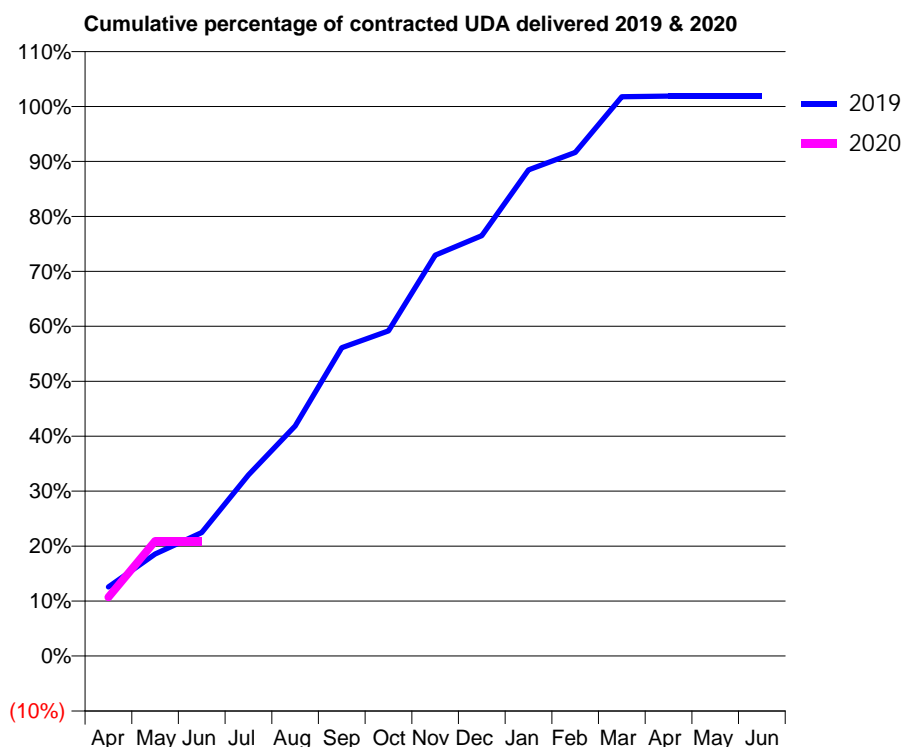
19/20 Contracted general activity (UDA)	850
Carry forward general activity (UDA)	0
19/20 Contracted orthodontic activity (UOA)	0
Carry forward orthodontic activity (UOA)	0
Baseline contract value	£24,891.97

ACCESS*

Patients seen in 24 months	Total	Change since previous quarter
Quarter ending June 2018	443	
Quarter ending September 2018	443	→
Quarter ending December 2018	448	→
Quarter ending March 2019	445	→
Quarter ending June 2019	433	↓
Variance since June 2018	(2.3%)	↓



ACTIVITY



Month	Adjusted Scheduled Activity (UDA)	
	2019	2020
April	107	91
May	158	178
June	191	178
July	280	
August	356	
September	477	
October	503	
November	620	
December	650	
January	752	
February	779	
March	865	
April	866	
May	866	
June	866	

QUALITY

	Quantity	Base Number	Contract	AT	Region	England
% of FP17s for the same patient ID Re-attending within 3 months - Children	3	92	3.3%	10.2%	11.9%	11.4%
% of FP17s for the same patient ID Re-attending within 3 months - Adults	1	20	5.0%	15.5%	17.2%	15.4%
% of FP17s for the same patient ID Re-attending between 3 & 9 months - Children	65	92	70.7%	50.1%	49.8%	59.8%
% of FP17s for the same patient ID Re-attending between 3 & 9 months - Adults	14	20	70.0%	39.4%	39.5%	52.1%
% of FP17s for Band 1 Urgent Courses	0	111	0.0%	10.5%	11.2%	9.2%
% of FP17s Relating to Free Repair or Replacements	0	111	0.0%	0.6%	0.5%	0.7%
% of FP17s Relating to Continuations	0	111	0.0%	0.8%	0.7%	0.8%
% of Patients satisfied with the dentistry they have received	0	0	N/A	91.0%	90.6%	93.4%
% of Patients satisfied with the time they had to wait for an appointment	0	0	N/A	87.1%	83.8%	87.6%

* This is based on patients treated on this contract for their most recent course of treatment. Figures in italics indicate the base number of FP17s or Patient Questionnaire responses are less than 100. N/A is shown where the base number of responses is less than 10 during the period. % is calculated as Quantity/Base number*100

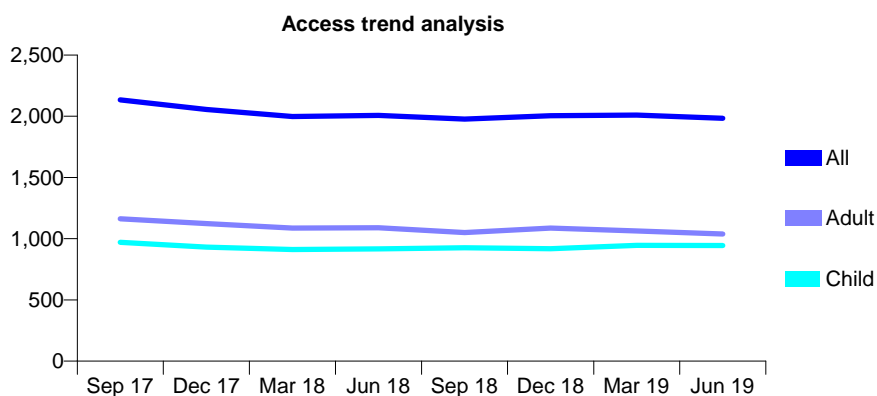
Q63 - Vital Signs At a Glance Contract Report for 632775/0001 - June 2019

Name or company name	MR AJ WHITTOME
Contract type name	GDS Contract
Purpose of contract	General
Contract start date	01/04/2006
Contract end date	

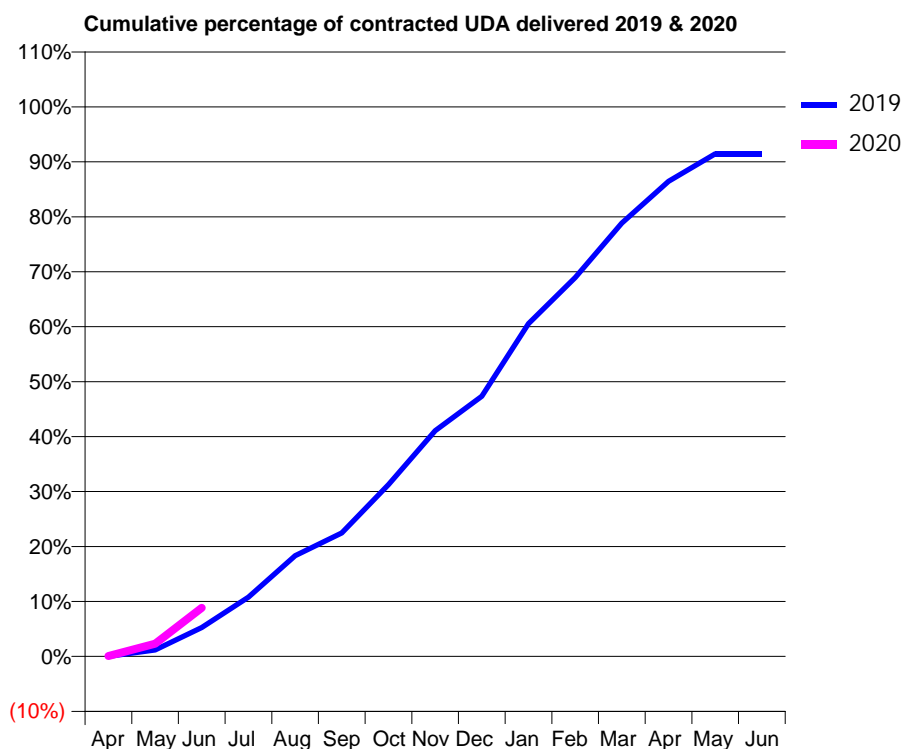
19/20 Contracted general activity (UDA)	6,587
Carry forward general activity (UDA)	0
19/20 Contracted orthodontic activity (UOA)	0
Carry forward orthodontic activity (UOA)	0
Baseline contract value	£174,387.78

ACCESS*

Patients seen in 24 months	Total	Change since previous quarter
Quarter ending June 2018	2,007	
Quarter ending September 2018	1,977	↓
Quarter ending December 2018	2,005	→
Quarter ending March 2019	2,010	→
Quarter ending June 2019	1,984	↓
Variance since June 2018	(1.1%)	↓



ACTIVITY



Month	Adjusted Scheduled Activity (UDA)	
	2019	2020
April	0	5
May	85	153
June	378	582
July	776	
August	1,318	
September	1,614	
October	2,247	
November	2,952	
December	3,403	
January	4,352	
February	4,956	
March	5,668	
April	6,212	
May	6,572	
June	6,572	

QUALITY

	Quantity	Base Number	Contract	AT	Region	England
% of FP17s for the same patient ID Re-attending within 3 months - Children	35	226	15.5%	10.2%	11.9%	11.4%
% of FP17s for the same patient ID Re-attending within 3 months - Adults	70	283	24.7%	15.5%	17.2%	15.4%
% of FP17s for the same patient ID Re-attending between 3 & 9 months - Children	103	226	45.6%	50.1%	49.8%	59.8%
% of FP17s for the same patient ID Re-attending between 3 & 9 months - Adults	131	283	46.3%	39.4%	39.5%	52.1%
% of FP17s for Band 1 Urgent Courses	27	219	12.3%	10.5%	11.2%	9.2%
% of FP17s Relating to Free Repair or Replacements	0	219	0.0%	0.6%	0.5%	0.7%
% of FP17s Relating to Continuations	0	219	0.0%	0.8%	0.7%	0.8%
% of Patients satisfied with the dentistry they have received	1	2	N/A	91.0%	90.6%	93.4%
% of Patients satisfied with the time they had to wait for an appointment	2	2	N/A	87.1%	83.8%	87.6%

* This is based on patients treated on this contract for their most recent course of treatment. Figures in italics indicate the base number of FP17s or Patient Questionnaire responses are less than 100. N/A is shown where the base number of responses is less than 10 during the period. % is calculated as Quantity/Base number*100

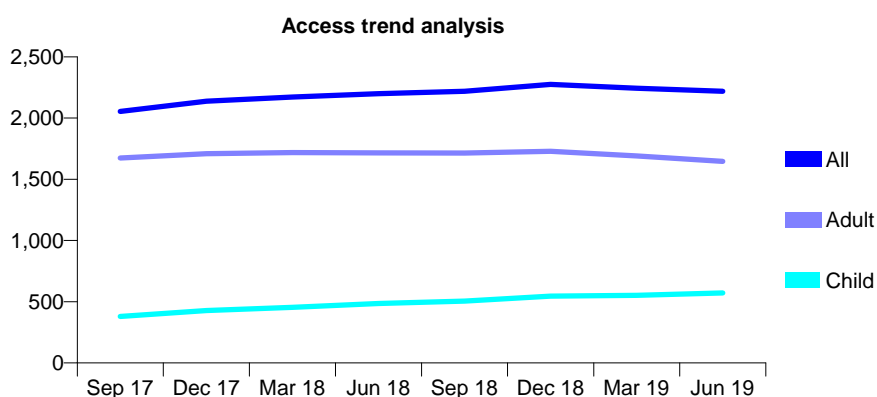
Q63 - Vital Signs At a Glance Contract Report for 635006/0001 - June 2019

Name or company name	MR CJ LEE
Contract type name	GDS Contract
Purpose of contract	General
Contract start date	01/04/2006
Contract end date	

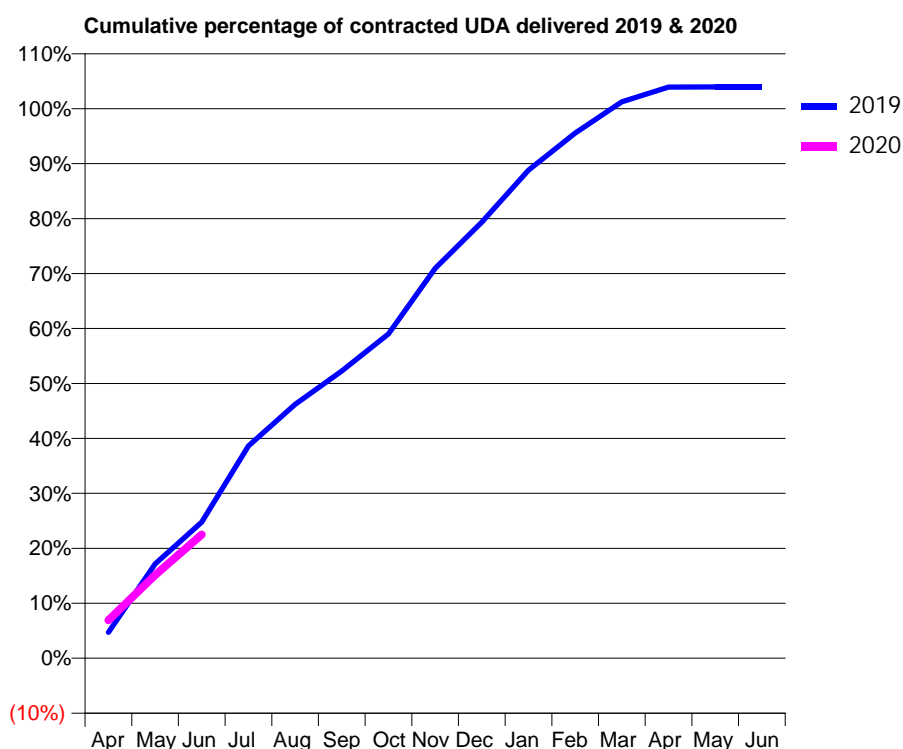
19/20 Contracted general activity (UDA)	8,206
Carry forward general activity (UDA)	0
19/20 Contracted orthodontic activity (UOA)	0
Carry forward orthodontic activity (UOA)	0
Baseline contract value	£307,503.92

ACCESS*

Patients seen in 24 months	Total	Change since previous quarter
Quarter ending June 2018	2,200	
Quarter ending September 2018	2,219	→
Quarter ending December 2018	2,275	↑
Quarter ending March 2019	2,243	↓
Quarter ending June 2019	2,219	↓
Variance since June 2018	0.9%	→



ACTIVITY



Adjusted Scheduled Activity (UDA)		
Month	2019	2020
April	387	569
May	1,409	1,241
June	2,031	1,846
July	3,170	
August	3,793	
September	4,289	
October	4,845	
November	5,822	
December	6,510	
January	7,288	
February	7,842	
March	8,308	
April	8,527	
May	8,530	
June	8,530	

QUALITY

	Quantity	Base Number	Contract	AT	Region	England
% of FP17s for the same patient ID Re-attending within 3 months - Children	17	209	8.1%	10.2%	11.9%	11.4%
% of FP17s for the same patient ID Re-attending within 3 months - Adults	76	589	12.9%	15.5%	17.2%	15.4%
% of FP17s for the same patient ID Re-attending between 3 & 9 months - Children	105	209	50.2%	50.1%	49.8%	59.8%
% of FP17s for the same patient ID Re-attending between 3 & 9 months - Adults	292	589	49.6%	39.4%	39.5%	52.1%
% of FP17s for Band 1 Urgent Courses	65	698	9.3%	10.5%	11.2%	9.2%
% of FP17s Relating to Free Repair or Replacements	6	698	0.9%	0.6%	0.5%	0.7%
% of FP17s Relating to Continuations	4	698	0.6%	0.8%	0.7%	0.8%
% of Patients satisfied with the dentistry they have received	0	0	N/A	91.0%	90.6%	93.4%
% of Patients satisfied with the time they had to wait for an appointment	0	0	N/A	87.1%	83.8%	87.6%

* This is based on patients treated on this contract for their most recent course of treatment.

Figures in italics indicate the base number of FP17s or Patient Questionnaire responses are less than 100. N/A is shown where the base number of responses is less than 10 during the period. % is calculated as Quantity/Base number*100

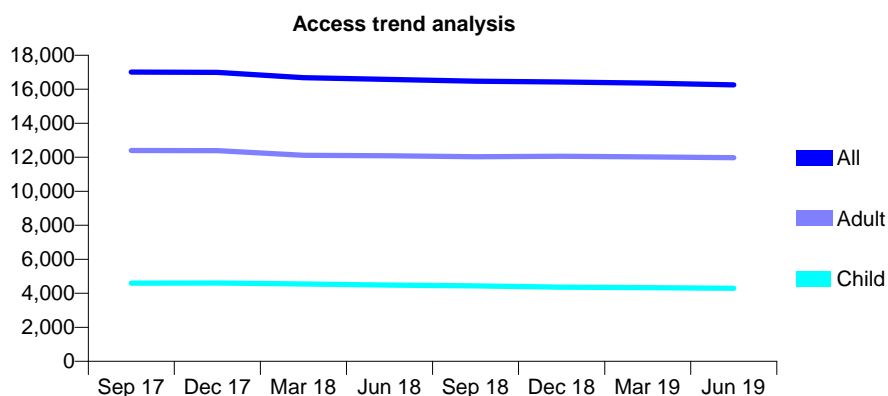
Q63 - Vital Signs At a Glance Contract Report for 638021/0001 - June 2019

Name or company name	MR U PATEL
Contract type name	GDS Contract
Purpose of contract	General
Contract start date	01/04/2006
Contract end date	

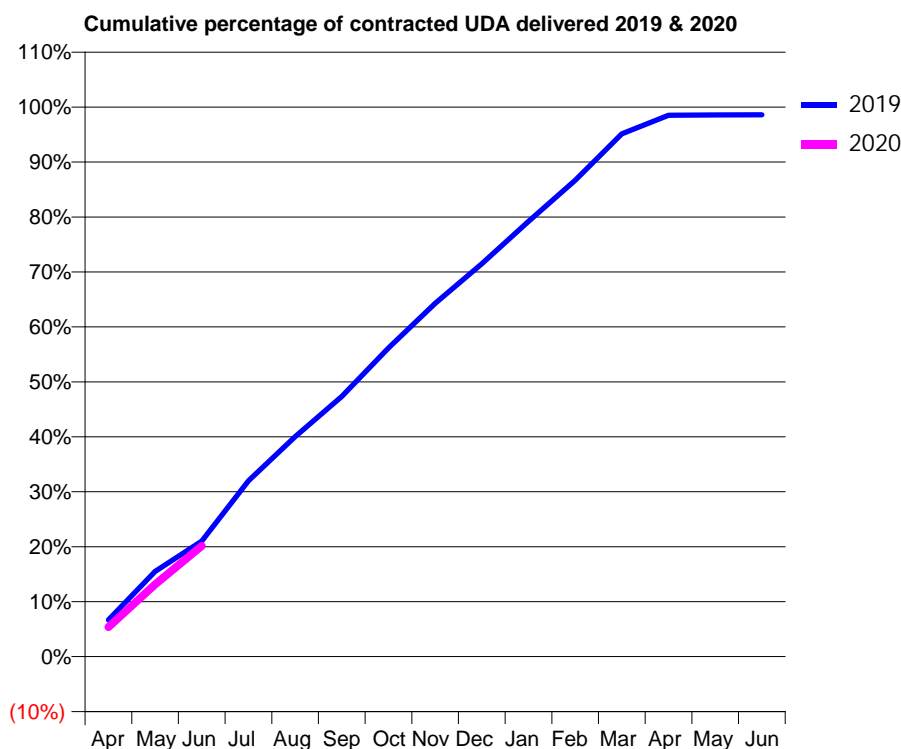
19/20 Contracted general activity (UDA)	56,222
Carry forward general activity (UDA)	0
19/20 Contracted orthodontic activity (UOA)	0
Carry forward orthodontic activity (UOA)	0
Baseline contract value	£1,695,513.06

ACCESS*

Patients seen in 24 months	Total	Change since previous quarter
Quarter ending June 2018	16,575	
Quarter ending September 2018	16,475	→
Quarter ending December 2018	16,427	→
Quarter ending March 2019	16,364	→
Quarter ending June 2019	16,264	→
Variance since June 2018	(1.9%)	↓



ACTIVITY



Month	Adjusted Scheduled Activity (UDA)	
	2019	2020
April	3,762	3,026
May	8,730	7,403
June	11,816	11,328
July	17,989	
August	22,508	
September	26,606	
October	31,574	
November	36,143	
December	40,183	
January	44,528	
February	48,747	
March	53,483	
April	55,384	
May	55,413	
June	55,431	

QUALITY

	Quantity	Base Number	Contract	AT	Region	England
% of FP17s for the same patient ID Re-attending within 3 months - Children	180	1,307	13.8%	10.2%	11.9%	11.4%
% of FP17s for the same patient ID Re-attending within 3 months - Adults	535	2,896	18.5%	15.5%	17.2%	15.4%
% of FP17s for the same patient ID Re-attending between 3 & 9 months - Children	566	1,307	43.3%	50.1%	49.8%	59.8%
% of FP17s for the same patient ID Re-attending between 3 & 9 months - Adults	930	2,896	32.1%	39.4%	39.5%	52.1%
% of FP17s for Band 1 Urgent Courses	358	3,557	10.1%	10.5%	11.2%	9.2%
% of FP17s Relating to Free Repair or Replacements	76	3,557	2.1%	0.6%	0.5%	0.7%
% of FP17s Relating to Continuations	44	3,557	1.2%	0.8%	0.7%	0.8%
% of Patients satisfied with the dentistry they have received	2	2	N/A	91.0%	90.6%	93.4%
% of Patients satisfied with the time they had to wait for an appointment	2	2	N/A	87.1%	83.8%	87.6%

* This is based on patients treated on this contract for their most recent course of treatment. Figures in italics indicate the base number of FP17s or Patient Questionnaire responses are less than 100. N/A is shown where the base number of responses is less than 10 during the period. % is calculated as Quantity/Base number*100

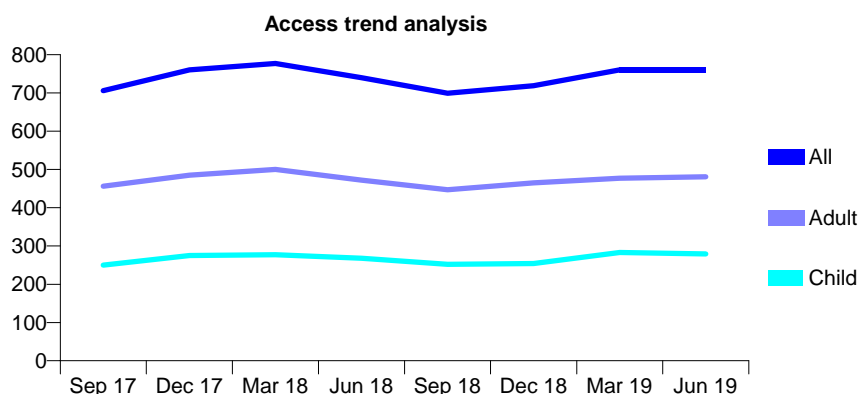
Q63 - Vital Signs At a Glance Contract Report for 638323/0005 - June 2019

Name or company name	Afzal & Photay
Contract type name	GDS Contract
Purpose of contract	General
Contract start date	01/09/2012
Contract end date	

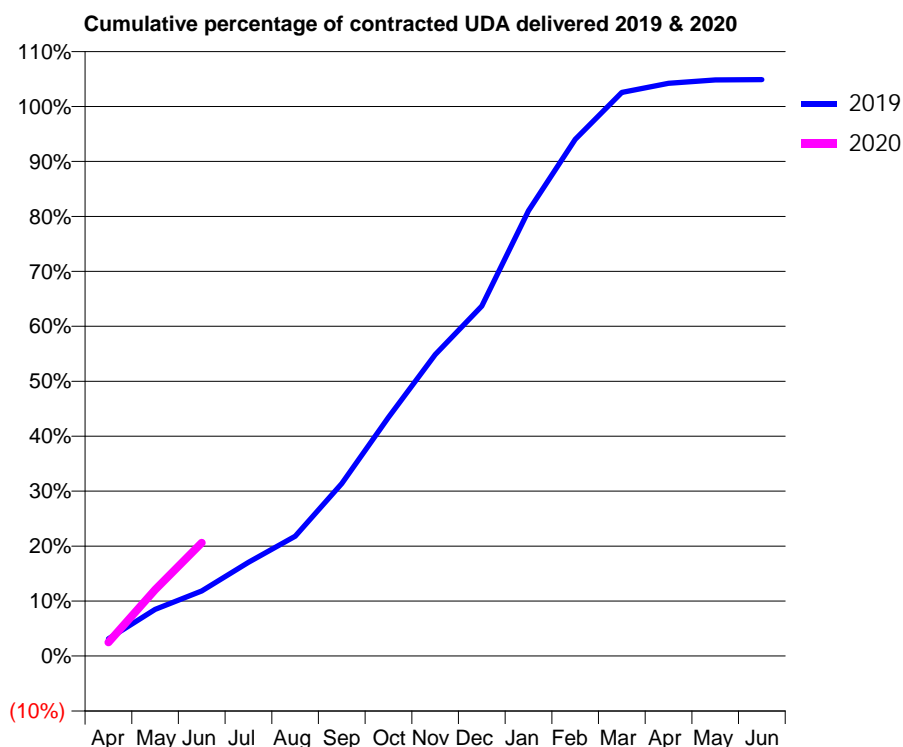
19/20 Contracted general activity (UDA)	2,268
Carry forward general activity (UDA)	0
19/20 Contracted orthodontic activity (UOA)	0
Carry forward orthodontic activity (UOA)	0
Baseline contract value	£57,621.33

ACCESS*

Patients seen in 24 months	Total	Change since previous quarter
Quarter ending June 2018	740	
Quarter ending September 2018	699	↓
Quarter ending December 2018	719	↑
Quarter ending March 2019	760	↑
Quarter ending June 2019	760	→
Variance since June 2018	2.7%	↑



ACTIVITY



Month	Adjusted Scheduled Activity (UDA)	
	2019	2020
April	71	56
May	193	274
June	269	467
July	386	
August	494	
September	712	
October	985	
November	1,244	
December	1,445	
January	1,838	
February	2,132	
March	2,326	
April	2,364	
May	2,377	
June	2,378	

QUALITY

	Quantity	Base Number	Contract	AT	Region	England
% of FP17s for the same patient ID Re-attending within 3 months - Children	9	79	11.4%	10.2%	11.9%	11.4%
% of FP17s for the same patient ID Re-attending within 3 months - Adults	17	97	17.5%	15.5%	17.2%	15.4%
% of FP17s for the same patient ID Re-attending between 3 & 9 months - Children	34	79	43.0%	50.1%	49.8%	59.8%
% of FP17s for the same patient ID Re-attending between 3 & 9 months - Adults	23	97	23.7%	39.4%	39.5%	52.1%
% of FP17s for Band 1 Urgent Courses	12	160	7.5%	10.5%	11.2%	9.2%
% of FP17s Relating to Free Repair or Replacements	0	160	0.0%	0.6%	0.5%	0.7%
% of FP17s Relating to Continuations	0	160	0.0%	0.8%	0.7%	0.8%
% of Patients satisfied with the dentistry they have received	0	0	N/A	91.0%	90.6%	93.4%
% of Patients satisfied with the time they had to wait for an appointment	0	0	N/A	87.1%	83.8%	87.6%

* This is based on patients treated on this contract for their most recent course of treatment. Figures in italics indicate the base number of FP17s or Patient Questionnaire responses are less than 100. N/A is shown where the base number of responses is less than 10 during the period. % is calculated as Quantity/Base number*100

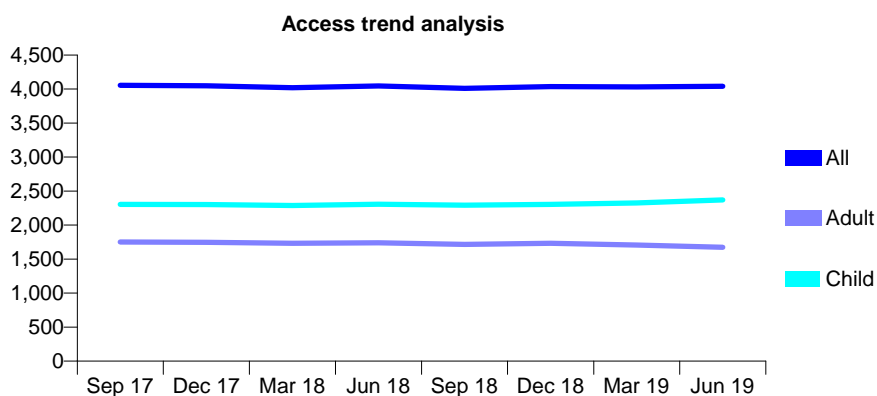
Q63 - Vital Signs At a Glance Contract Report for 643963/0001 - June 2019

Name or company name	MR BJ O'ROURKE
Contract type name	GDS Contract
Purpose of contract	General
Contract start date	01/04/2006
Contract end date	

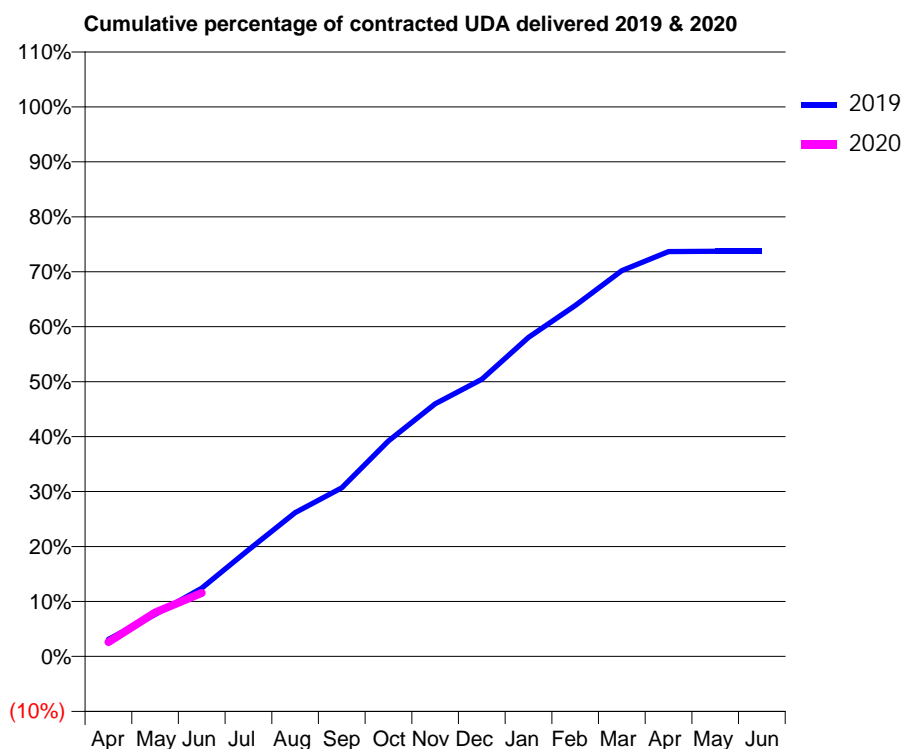
19/20 Contracted general activity (UDA)	15,452
Carry forward general activity (UDA)	0
19/20 Contracted orthodontic activity (UOA)	0
Carry forward orthodontic activity (UOA)	0
Baseline contract value	£473,264.31

ACCESS*

Patients seen in 24 months	Total	Change since previous quarter
Quarter ending June 2018	4,046	
Quarter ending September 2018	4,010	→
Quarter ending December 2018	4,037	→
Quarter ending March 2019	4,033	→
Quarter ending June 2019	4,043	→
Variance since June 2018	(0.1%)	→



ACTIVITY



Month	2019	2020
April	484	404
May	1,184	1,237
June	1,918	1,788
July	2,993	
August	4,045	
September	4,742	
October	6,062	
November	7,104	
December	7,793	
January	8,971	
February	9,867	
March	10,845	
April	11,381	
May	11,394	
June	11,394	

QUALITY

	Quantity	Base Number	Contract	AT	Region	England
% of FP17s for the same patient ID Re-attending within 3 months - Children	53	714	7.4%	10.2%	11.9%	11.4%
% of FP17s for the same patient ID Re-attending within 3 months - Adults	107	427	25.1%	15.5%	17.2%	15.4%
% of FP17s for the same patient ID Re-attending between 3 & 9 months - Children	334	714	46.8%	50.1%	49.8%	59.8%
% of FP17s for the same patient ID Re-attending between 3 & 9 months - Adults	157	427	36.8%	39.4%	39.5%	52.1%
% of FP17s for Band 1 Urgent Courses	107	940	11.4%	10.5%	11.2%	9.2%
% of FP17s Relating to Free Repair or Replacements	0	940	0.0%	0.6%	0.5%	0.7%
% of FP17s Relating to Continuations	8	940	0.9%	0.8%	0.7%	0.8%
% of Patients satisfied with the dentistry they have received	0	0	N/A	91.0%	90.6%	93.4%
% of Patients satisfied with the time they had to wait for an appointment	0	0	N/A	87.1%	83.8%	87.6%

* This is based on patients treated on this contract for their most recent course of treatment. Figures in italics indicate the base number of FP17s or Patient Questionnaire responses are less than 100. N/A is shown where the base number of responses is less than 10 during the period. % is calculated as Quantity/Base number*100

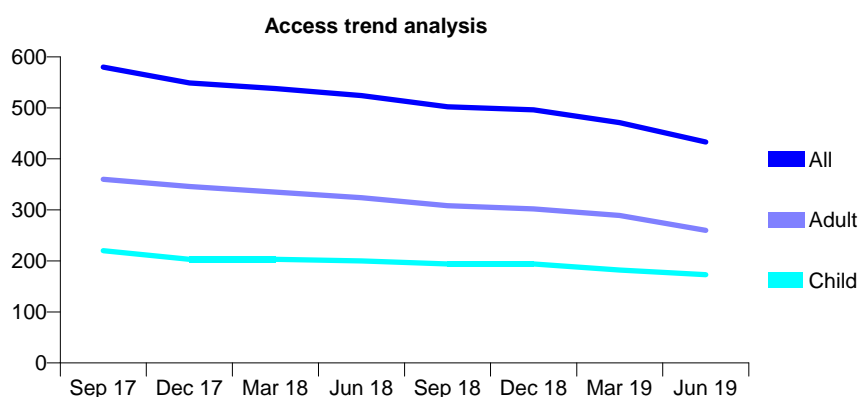
Q63 - Vital Signs At a Glance Contract Report for 651478/0001 - June 2019

Name or company name	MS NA DATHI
Contract type name	GDS Contract
Purpose of contract	General
Contract start date	01/04/2006
Contract end date	

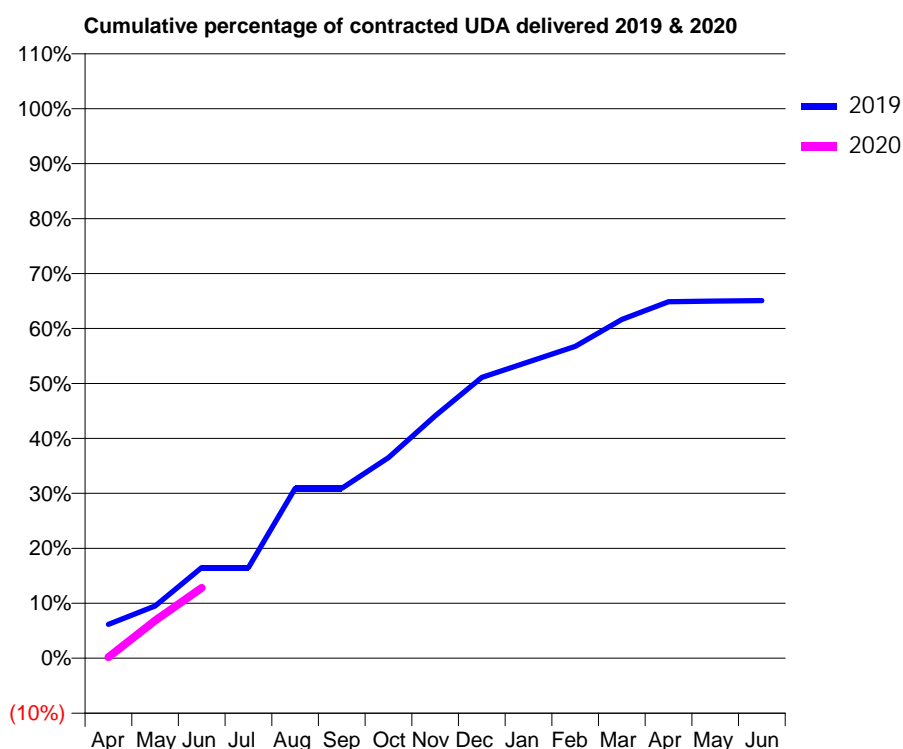
19/20 Contracted general activity (UDA)	1,000
Carry forward general activity (UDA)	0
19/20 Contracted orthodontic activity (UOA)	0
Carry forward orthodontic activity (UOA)	0
Baseline contract value	£24,317.36

ACCESS*

Patients seen in 24 months	Total	Change since previous quarter
Quarter ending June 2018	524	
Quarter ending September 2018	502	↓
Quarter ending December 2018	496	↓
Quarter ending March 2019	471	↓
Quarter ending June 2019	433	↓
Variance since June 2018	(17.4%)	↓



ACTIVITY



Month	2019	2020
April	62	2
May	95	69
June	165	128
July	165	
August	309	
September	309	
October	365	
November	441	
December	511	
January	539	
February	567	
March	617	
April	649	
May	650	
June	651	

QUALITY

	Quantity	Base Number	Contract	AT	Region	England
% of FP17s for the same patient ID Re-attending within 3 months - Children	1	47	2.1%	10.2%	11.9%	11.4%
% of FP17s for the same patient ID Re-attending within 3 months - Adults	0	55	0.0%	15.5%	17.2%	15.4%
% of FP17s for the same patient ID Re-attending between 3 & 9 months - Children	21	47	44.7%	50.1%	49.8%	59.8%
% of FP17s for the same patient ID Re-attending between 3 & 9 months - Adults	21	55	38.2%	39.4%	39.5%	52.1%
% of FP17s for Band 1 Urgent Courses	5	82	6.1%	10.5%	11.2%	9.2%
% of FP17s Relating to Free Repair or Replacements	0	82	0.0%	0.6%	0.5%	0.7%
% of FP17s Relating to Continuations	0	82	0.0%	0.8%	0.7%	0.8%
% of Patients satisfied with the dentistry they have received	0	0	N/A	91.0%	90.6%	93.4%
% of Patients satisfied with the time they had to wait for an appointment	0	0	N/A	87.1%	83.8%	87.6%

* This is based on patients treated on this contract for their most recent course of treatment.

Figures in italics indicate the base number of FP17s or Patient Questionnaire responses are less than 100. N/A is shown where the base number of responses is less than 10 during the period. % is calculated as Quantity/Base number*100

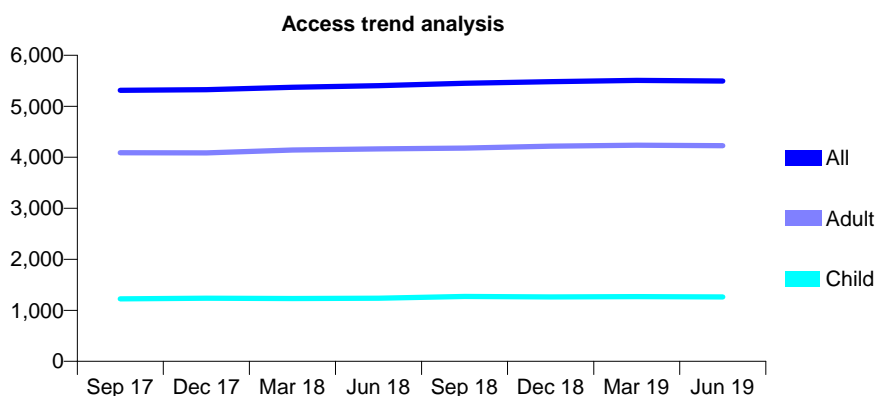
Q63 - Vital Signs At a Glance Contract Report for 656704/0003 - June 2019

Name or company name	MR R PATEL
Contract type name	GDS Contract
Purpose of contract	General
Contract start date	01/04/2006
Contract end date	

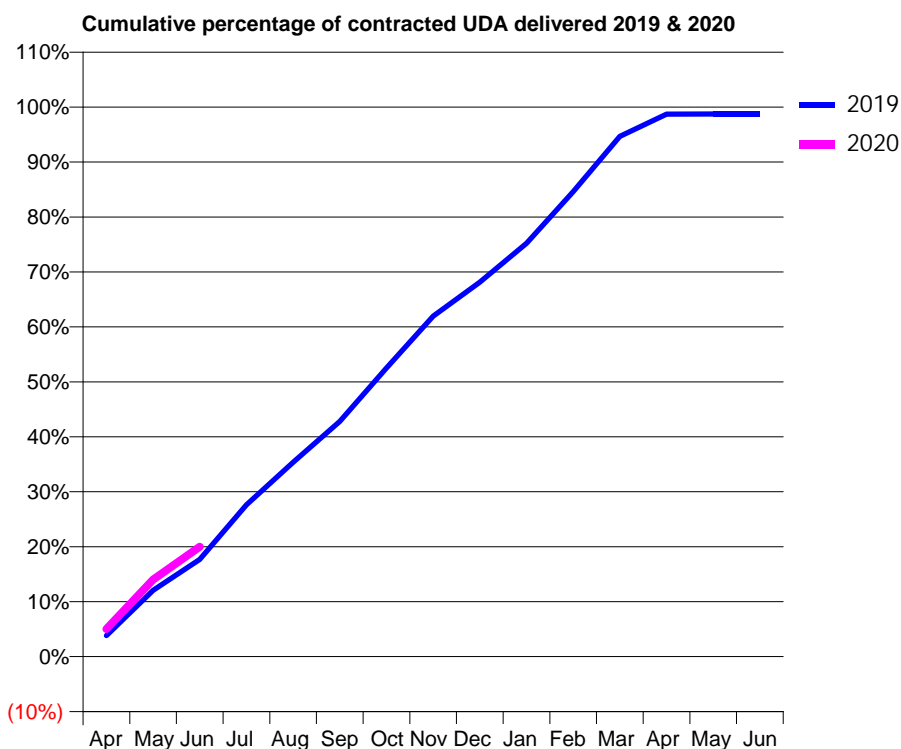
19/20 Contracted general activity (UDA)	15,926
Carry forward general activity (UDA)	0
19/20 Contracted orthodontic activity (UOA)	0
Carry forward orthodontic activity (UOA)	0
Baseline contract value	£457,067.82

ACCESS*

Patients seen in 24 months	Total	Change since previous quarter
Quarter ending June 2018	5,404	
Quarter ending September 2018	5,453	→
Quarter ending December 2018	5,483	→
Quarter ending March 2019	5,506	→
Quarter ending June 2019	5,495	→
Variance since June 2018	1.7%	→



ACTIVITY



Month	Adjusted Scheduled Activity (UDA)	
	2019	2020
April	613	803
May	1,923	2,235
June	2,821	3,186
July	4,398	
August	5,632	
September	6,815	
October	8,365	
November	9,868	
December	10,850	
January	11,980	
February	13,475	
March	15,076	
April	15,721	
May	15,722	
June	15,722	

QUALITY

	Quantity	Base Number	Contract	AT	Region	England
% of FP17s for the same patient ID Re-attending within 3 months - Children	40	385	10.4%	10.2%	11.9%	11.4%
% of FP17s for the same patient ID Re-attending within 3 months - Adults	197	1,181	16.7%	15.5%	17.2%	15.4%
% of FP17s for the same patient ID Re-attending between 3 & 9 months - Children	188	385	48.8%	50.1%	49.8%	59.8%
% of FP17s for the same patient ID Re-attending between 3 & 9 months - Adults	422	1,181	35.7%	39.4%	39.5%	52.1%
% of FP17s for Band 1 Urgent Courses	141	1,333	10.6%	10.5%	11.2%	9.2%
% of FP17s Relating to Free Repair or Replacements	33	1,333	2.5%	0.6%	0.5%	0.7%
% of FP17s Relating to Continuations	13	1,333	1.0%	0.8%	0.7%	0.8%
% of Patients satisfied with the dentistry they have received	1	1	N/A	91.0%	90.6%	93.4%
% of Patients satisfied with the time they had to wait for an appointment	1	1	N/A	87.1%	83.8%	87.6%

* This is based on patients treated on this contract for their most recent course of treatment. Figures in italics indicate the base number of FP17s or Patient Questionnaire responses are less than 100. N/A is shown where the base number of responses is less than 10 during the period. % is calculated as Quantity/Base number*100

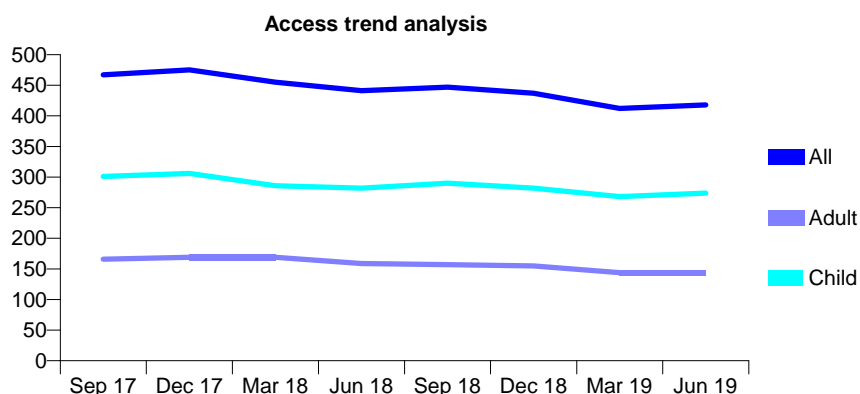
Q63 - Vital Signs At a Glance Contract Report for 656917/0001 - June 2019

Name or company name	MR P MORAITIS
Contract type name	GDS Contract
Purpose of contract	General
Contract start date	01/04/2006
Contract end date	

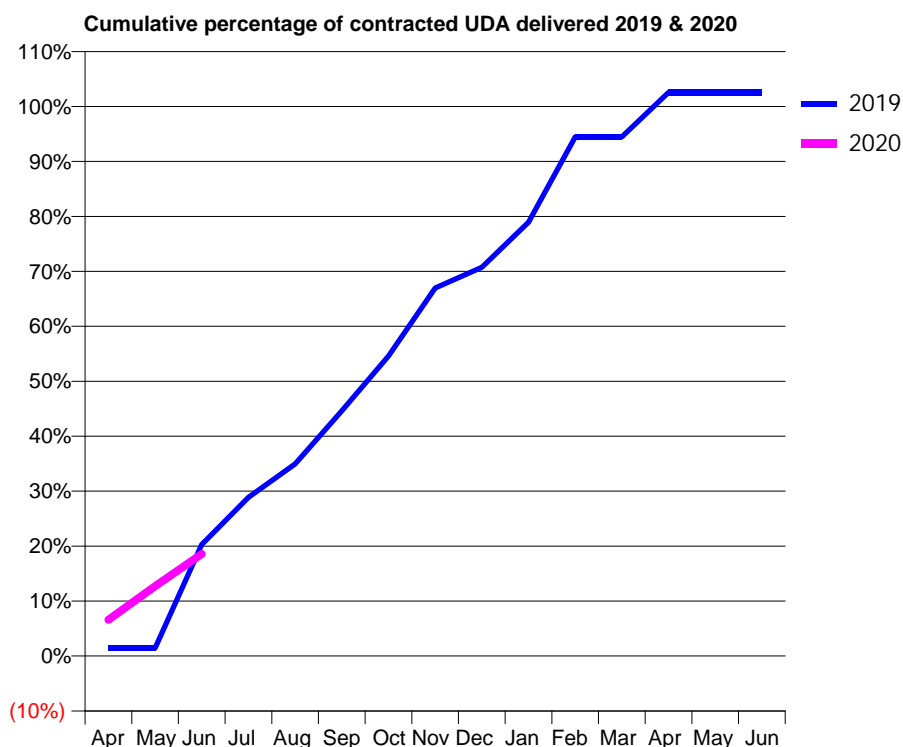
19/20 Contracted general activity (UDA)	1,090
Carry forward general activity (UDA)	0
19/20 Contracted orthodontic activity (UOA)	0
Carry forward orthodontic activity (UOA)	0
Baseline contract value	£30,254.93

ACCESS*

Patients seen in 24 months	Total	Change since previous quarter
Quarter ending June 2018	441	
Quarter ending September 2018	447	→
Quarter ending December 2018	437	↓
Quarter ending March 2019	412	↓
Quarter ending June 2019	418	→
Variance since June 2018	(5.2%)	↓



ACTIVITY



Month	Adjusted Scheduled Activity (UDA)	
	2019	2020
April	16	72
May	16	138
June	221	202
July	315	
August	381	
September	486	
October	595	
November	730	
December	771	
January	860	
February	1,030	
March	1,030	
April	1,118	
May	1,118	
June	1,118	

QUALITY

	Quantity	Base Number	Contract	AT	Region	England
% of FP17s for the same patient ID Re-attending within 3 months - Children	7	121	5.8%	10.2%	11.9%	11.4%
% of FP17s for the same patient ID Re-attending within 3 months - Adults	12	57	21.1%	15.5%	17.2%	15.4%
% of FP17s for the same patient ID Re-attending between 3 & 9 months - Children	85	121	70.2%	50.1%	49.8%	59.8%
% of FP17s for the same patient ID Re-attending between 3 & 9 months - Adults	31	57	54.4%	39.4%	39.5%	52.1%
% of FP17s for Band 1 Urgent Courses	2	129	1.6%	10.5%	11.2%	9.2%
% of FP17s Relating to Free Repair or Replacements	0	129	0.0%	0.6%	0.5%	0.7%
% of FP17s Relating to Continuations	0	129	0.0%	0.8%	0.7%	0.8%
% of Patients satisfied with the dentistry they have received	1	1	N/A	91.0%	90.6%	93.4%
% of Patients satisfied with the time they had to wait for an appointment	1	1	N/A	87.1%	83.8%	87.6%

* This is based on patients treated on this contract for their most recent course of treatment. Figures in italics indicate the base number of FP17s or Patient Questionnaire responses are less than 100. N/A is shown where the base number of responses is less than 10 during the period. % is calculated as Quantity/Base number*100

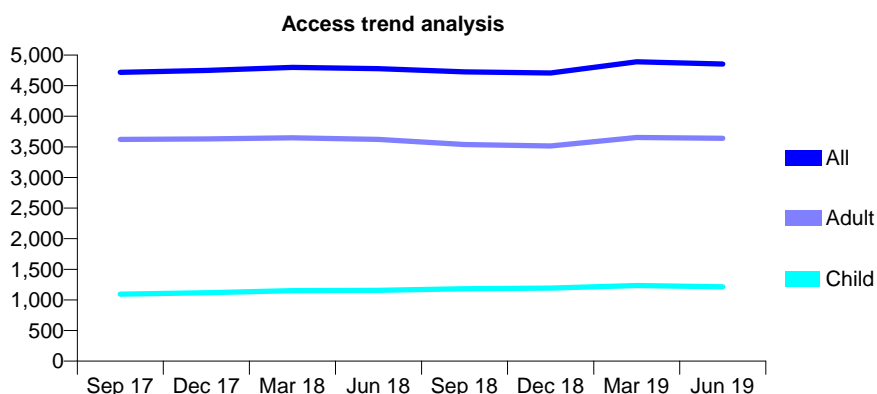
Q63 - Vital Signs At a Glance Contract Report for 673498/0001 - June 2019

Name or company name	MR TM ASHRAF
Contract type name	GDS Contract
Purpose of contract	General
Contract start date	01/04/2006
Contract end date	

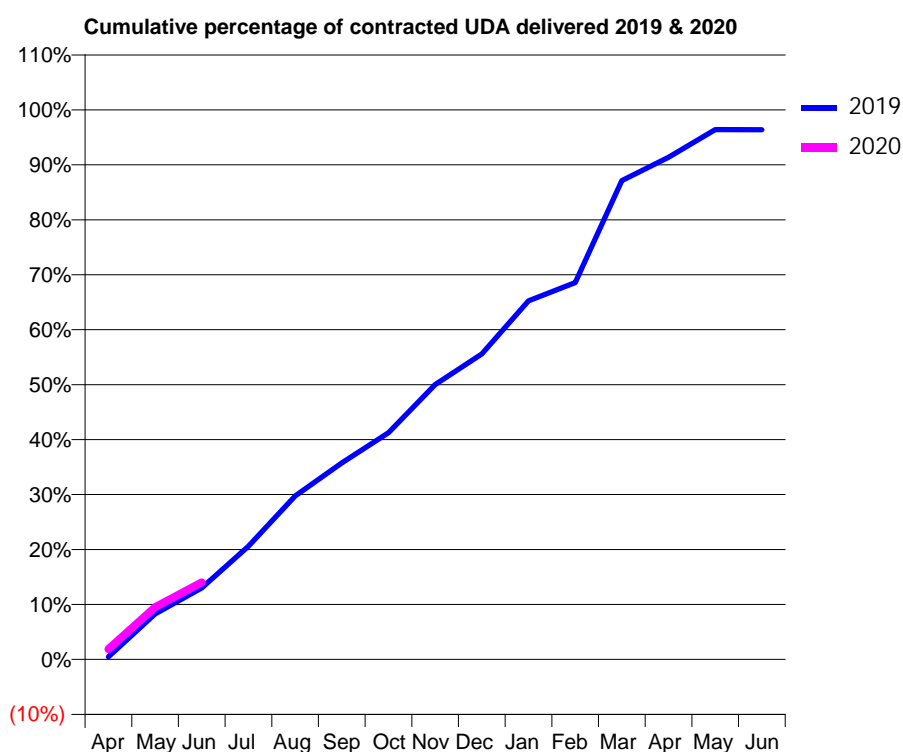
19/20 Contracted general activity (UDA)	14,750
Carry forward general activity (UDA)	0
19/20 Contracted orthodontic activity (UOA)	0
Carry forward orthodontic activity (UOA)	0
Baseline contract value	£385,607.66

ACCESS*

Patients seen in 24 months	Total	Change since previous quarter
Quarter ending June 2018	4,777	
Quarter ending September 2018	4,724	↓
Quarter ending December 2018	4,708	→
Quarter ending March 2019	4,890	↑
Quarter ending June 2019	4,854	→
Variance since June 2018	1.6%	→



ACTIVITY



Month	2019	2020
April	73	277
May	1,224	1,404
June	1,915	2,072
July	3,041	
August	4,390	
September	5,275	
October	6,083	
November	7,380	
December	8,199	
January	9,623	
February	10,115	
March	12,853	
April	13,477	
May	14,218	
June	14,215	

QUALITY

	Quantity	Base Number	Contract	AT	Region	England
% of FP17s for the same patient ID Re-attending within 3 months - Children	27	329	8.2%	10.2%	11.9%	11.4%
% of FP17s for the same patient ID Re-attending within 3 months - Adults	102	837	12.2%	15.5%	17.2%	15.4%
% of FP17s for the same patient ID Re-attending between 3 & 9 months - Children	161	329	48.9%	50.1%	49.8%	59.8%
% of FP17s for the same patient ID Re-attending between 3 & 9 months - Adults	276	837	33.0%	39.4%	39.5%	52.1%
% of FP17s for Band 1 Urgent Courses	51	876	5.8%	10.5%	11.2%	9.2%
% of FP17s Relating to Free Repair or Replacements	12	876	1.4%	0.6%	0.5%	0.7%
% of FP17s Relating to Continuations	25	876	2.9%	0.8%	0.7%	0.8%
% of Patients satisfied with the dentistry they have received	2	2	N/A	91.0%	90.6%	93.4%
% of Patients satisfied with the time they had to wait for an appointment	2	2	N/A	87.1%	83.8%	87.6%

* This is based on patients treated on this contract for their most recent course of treatment. Figures in italics indicate the base number of FP17s or Patient Questionnaire responses are less than 100. N/A is shown where the base number of responses is less than 10 during the period. % is calculated as Quantity/Base number*100

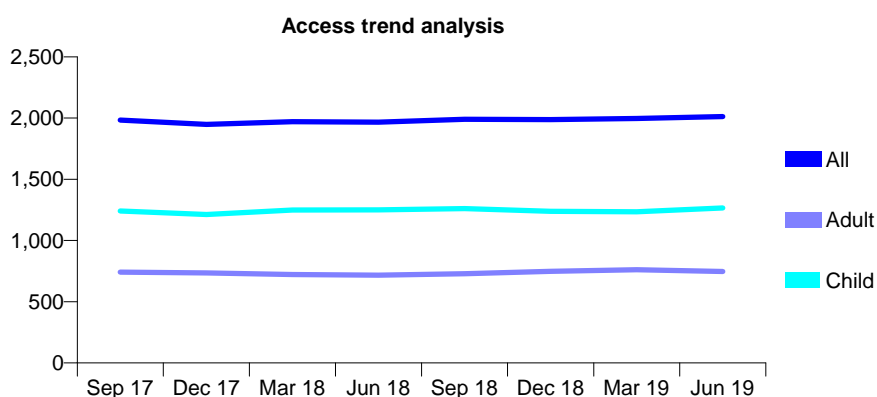
Q63 - Vital Signs At a Glance Contract Report for 674656/0001 - June 2019

Name or company name	Ms Brakashini Thurai Sundaram
Contract type name	GDS Contract
Purpose of contract	General
Contract start date	01/04/2006
Contract end date	

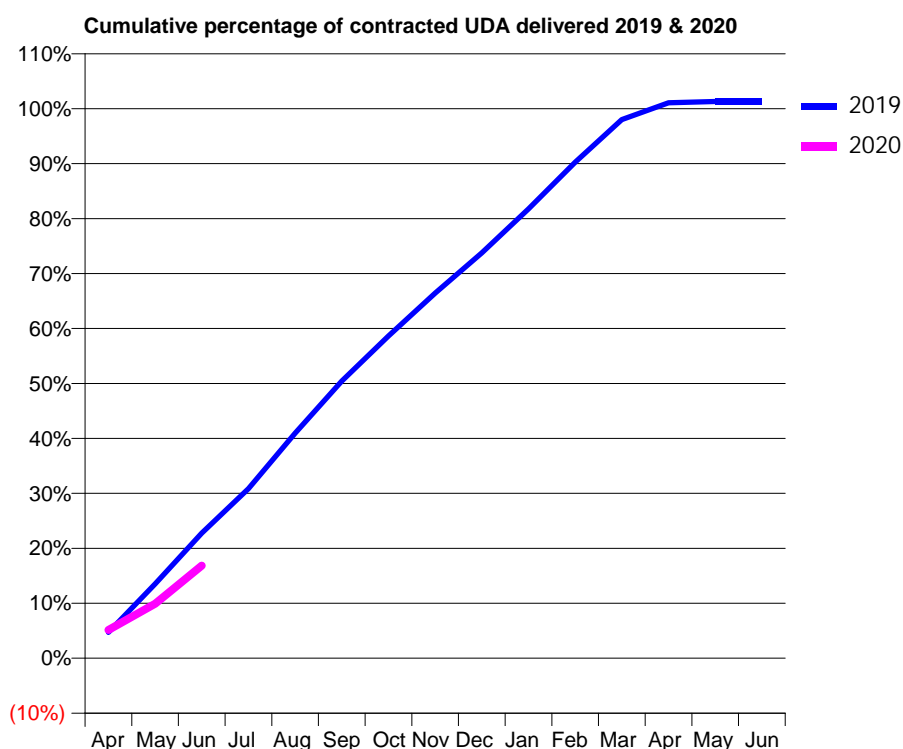
19/20 Contracted general activity (UDA)	5,998
Carry forward general activity (UDA)	0
19/20 Contracted orthodontic activity (UOA)	0
Carry forward orthodontic activity (UOA)	0
Baseline contract value	£177,831.10

ACCESS*

Patients seen in 24 months	Total	Change since previous quarter
Quarter ending June 2018	1,967	
Quarter ending September 2018	1,990	→
Quarter ending December 2018	1,987	→
Quarter ending March 2019	1,997	→
Quarter ending June 2019	2,013	→
Variance since June 2018	2.3%	↑



ACTIVITY



Adjusted Scheduled Activity (UDA)		
Month	2019	2020
April	282	309
May	811	594
June	1,365	1,011
July	1,851	
August	2,457	
September	3,024	
October	3,518	
November	3,984	
December	4,424	
January	4,904	
February	5,413	
March	5,878	
April	6,061	
May	6,076	
June	6,076	

QUALITY

	Quantity	Base Number	Contract	AT	Region	England
% of FP17s for the same patient ID Re-attending within 3 months - Children	18	390	4.6%	10.2%	11.9%	11.4%
% of FP17s for the same patient ID Re-attending within 3 months - Adults	36	176	20.5%	15.5%	17.2%	15.4%
% of FP17s for the same patient ID Re-attending between 3 & 9 months - Children	214	390	54.9%	50.1%	49.8%	59.8%
% of FP17s for the same patient ID Re-attending between 3 & 9 months - Adults	77	176	43.8%	39.4%	39.5%	52.1%
% of FP17s for Band 1 Urgent Courses	50	474	10.5%	10.5%	11.2%	9.2%
% of FP17s Relating to Free Repair or Replacements	0	474	0.0%	0.6%	0.5%	0.7%
% of FP17s Relating to Continuations	0	474	0.0%	0.8%	0.7%	0.8%
% of Patients satisfied with the dentistry they have received	0	0	N/A	91.0%	90.6%	93.4%
% of Patients satisfied with the time they had to wait for an appointment	0	0	N/A	87.1%	83.8%	87.6%

* This is based on patients treated on this contract for their most recent course of treatment.

Figures in italics indicate the base number of FP17s or Patient Questionnaire responses are less than 100. N/A is shown where the base number of responses is less than 10 during the period. % is calculated as Quantity/Base number*100

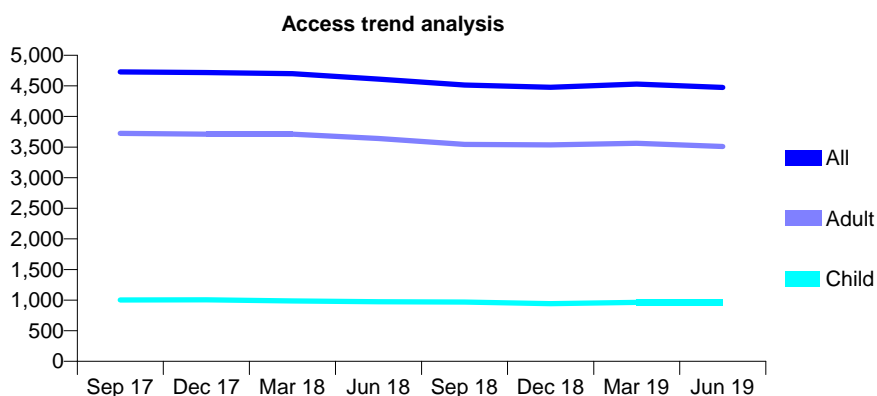
Q63 - Vital Signs At a Glance Contract Report for 674915/0001 - June 2019

Name or company name	MISS P AKHAVAN-TABIB
Contract type name	GDS Contract
Purpose of contract	General
Contract start date	01/04/2006
Contract end date	

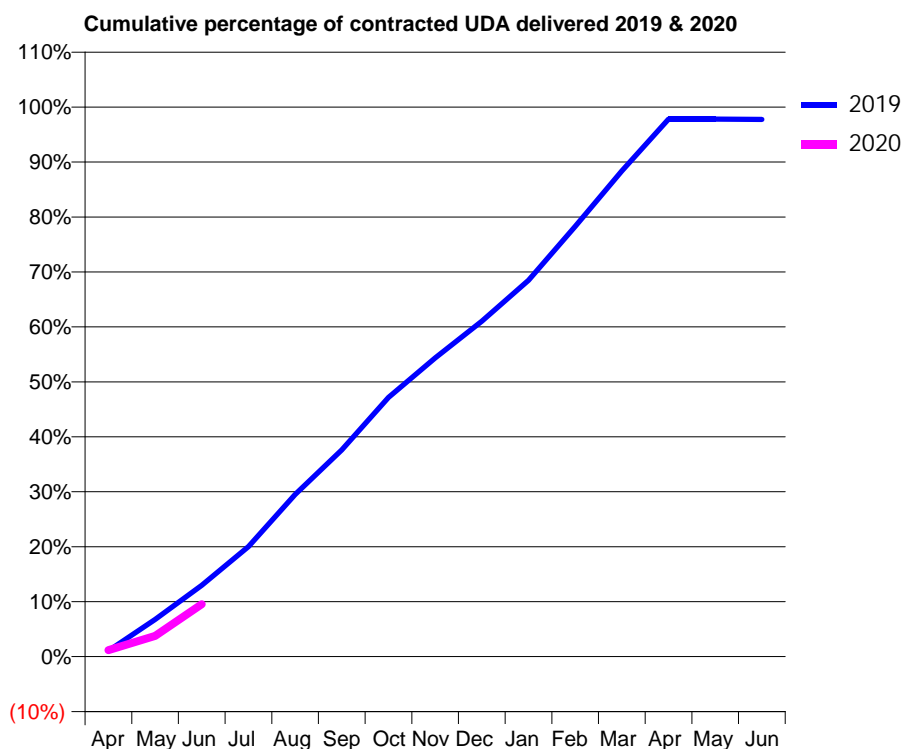
19/20 Contracted general activity (UDA)	20,491
Carry forward general activity (UDA)	0
19/20 Contracted orthodontic activity (UOA)	0
Carry forward orthodontic activity (UOA)	0
Baseline contract value	£571,037.45

ACCESS*

Patients seen in 24 months	Total	Change since previous quarter
Quarter ending June 2018	4,612	
Quarter ending September 2018	4,512	↓
Quarter ending December 2018	4,477	→
Quarter ending March 2019	4,528	→
Quarter ending June 2019	4,473	↓
Variance since June 2018	(3.0%)	↓



ACTIVITY



Month	Adjusted Scheduled Activity (UDA)	
	2019	2020
April	216	242
May	1,392	774
June	2,655	1,958
July	4,105	
August	6,049	
September	7,712	
October	9,663	
November	11,143	
December	12,503	
January	14,032	
February	16,045	
March	18,106	
April	20,041	
May	20,042	
June	20,030	

QUALITY

	Quantity	Base Number	Contract	AT	Region	England
% of FP17s for the same patient ID Re-attending within 3 months - Children	23	225	10.2%	10.2%	11.9%	11.4%
% of FP17s for the same patient ID Re-attending within 3 months - Adults	181	860	21.0%	15.5%	17.2%	15.4%
% of FP17s for the same patient ID Re-attending between 3 & 9 months - Children	64	225	28.4%	50.1%	49.8%	59.8%
% of FP17s for the same patient ID Re-attending between 3 & 9 months - Adults	223	860	25.9%	39.4%	39.5%	52.1%
% of FP17s for Band 1 Urgent Courses	126	502	25.1%	10.5%	11.2%	9.2%
% of FP17s Relating to Free Repair or Replacements	1	502	0.2%	0.6%	0.5%	0.7%
% of FP17s Relating to Continuations	7	502	1.4%	0.8%	0.7%	0.8%
% of Patients satisfied with the dentistry they have received	1	1	N/A	91.0%	90.6%	93.4%
% of Patients satisfied with the time they had to wait for an appointment	1	1	N/A	87.1%	83.8%	87.6%

* This is based on patients treated on this contract for their most recent course of treatment. Figures in italics indicate the base number of FP17s or Patient Questionnaire responses are less than 100. N/A is shown where the base number of responses is less than 10 during the period. % is calculated as Quantity/Base number*100

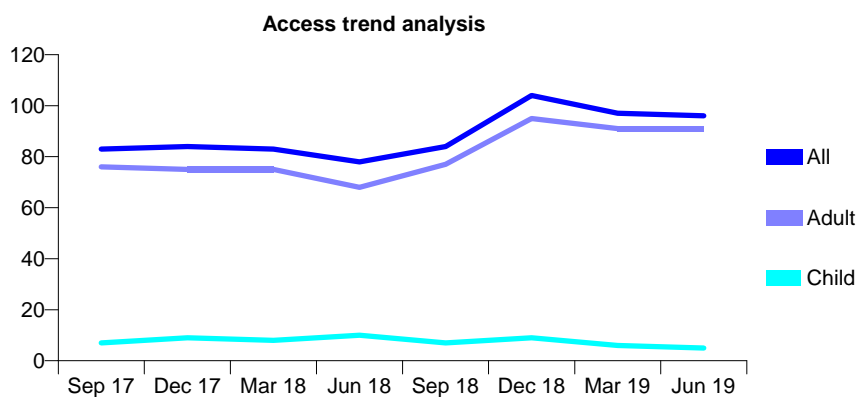
Q63 - Vital Signs At a Glance Contract Report for 674915/0004 - June 2019

Name or company name	MISS P AKHAVAN-TABIB
Contract type name	PDS Contract
Purpose of contract	General
Contract start date	01/08/2010
Contract end date	31/03/2020

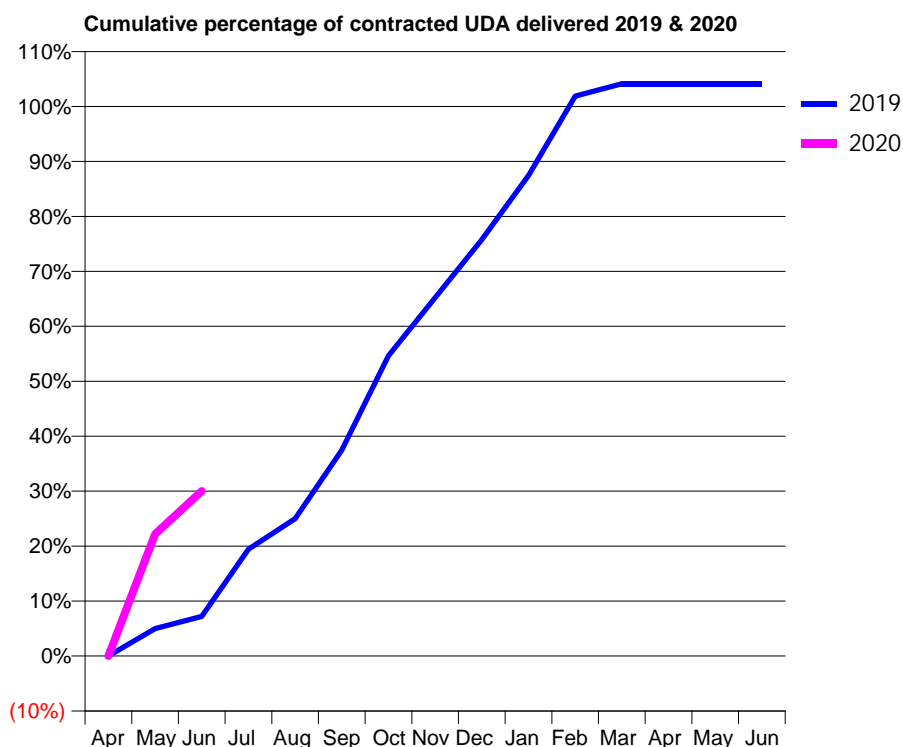
19/20 Contracted general activity (UDA)	180
Carry forward general activity (UDA)	0
19/20 Contracted orthodontic activity (UOA)	0
Carry forward orthodontic activity (UOA)	0
Baseline contract value	£9,571.81

ACCESS*

Patients seen in 24 months	Total	Change since previous quarter
Quarter ending June 2018	78	
Quarter ending September 2018	84	↑
Quarter ending December 2018	104	↑
Quarter ending March 2019	97	↓
Quarter ending June 2019	96	↓
Variance since June 2018	23.1%	↑



ACTIVITY



Month	Adjusted Scheduled Activity (UDA)	
	2019	2020
April	0	0
May	9	40
June	13	54
July	35	
August	45	
September	67	
October	98	
November	117	
December	136	
January	157	
February	183	
March	187	
April	187	
May	187	
June	187	

QUALITY

	Quantity	Base Number	Contract	AT	Region	England
% of FP17s for the same patient ID Re-attending within 3 months - Children	0	0	N/A	10.2%	11.9%	11.4%
% of FP17s for the same patient ID Re-attending within 3 months - Adults	0	30	0.0%	15.5%	17.2%	15.4%
% of FP17s for the same patient ID Re-attending between 3 & 9 months - Children	0	0	N/A	50.1%	49.8%	59.8%
% of FP17s for the same patient ID Re-attending between 3 & 9 months - Adults	1	30	3.3%	39.4%	39.5%	52.1%
% of FP17s for Band 1 Urgent Courses	0	30	0.0%	10.5%	11.2%	9.2%
% of FP17s Relating to Free Repair or Replacements	0	30	0.0%	0.6%	0.5%	0.7%
% of FP17s Relating to Continuations	0	30	0.0%	0.8%	0.7%	0.8%
% of Patients satisfied with the dentistry they have received	0	0	N/A	91.0%	90.6%	93.4%
% of Patients satisfied with the time they had to wait for an appointment	0	0	N/A	87.1%	83.8%	87.6%

* This is based on patients treated on this contract for their most recent course of treatment. Figures in italics indicate the base number of FP17s or Patient Questionnaire responses are less than 100. N/A is shown where the base number of responses is less than 10 during the period. % is calculated as Quantity/Base number*100

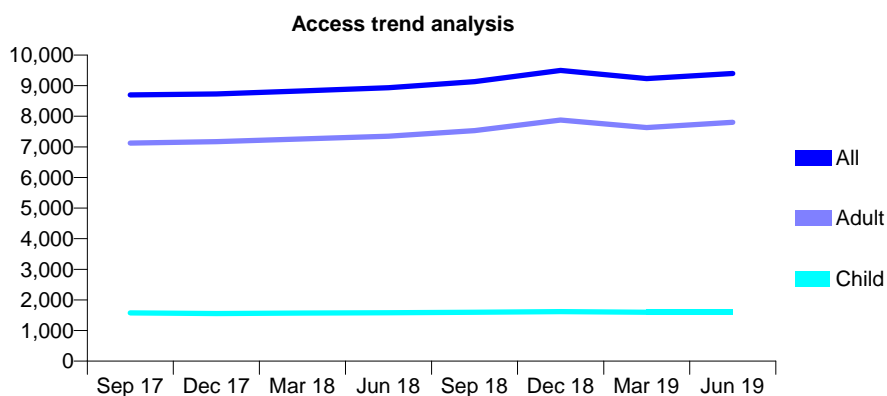
Q63 - Vital Signs At a Glance Contract Report for 675075/0001 - June 2019

Name or company name	MR S SRI RANGANATHAN
Contract type name	GDS Contract
Purpose of contract	General
Contract start date	01/04/2006
Contract end date	

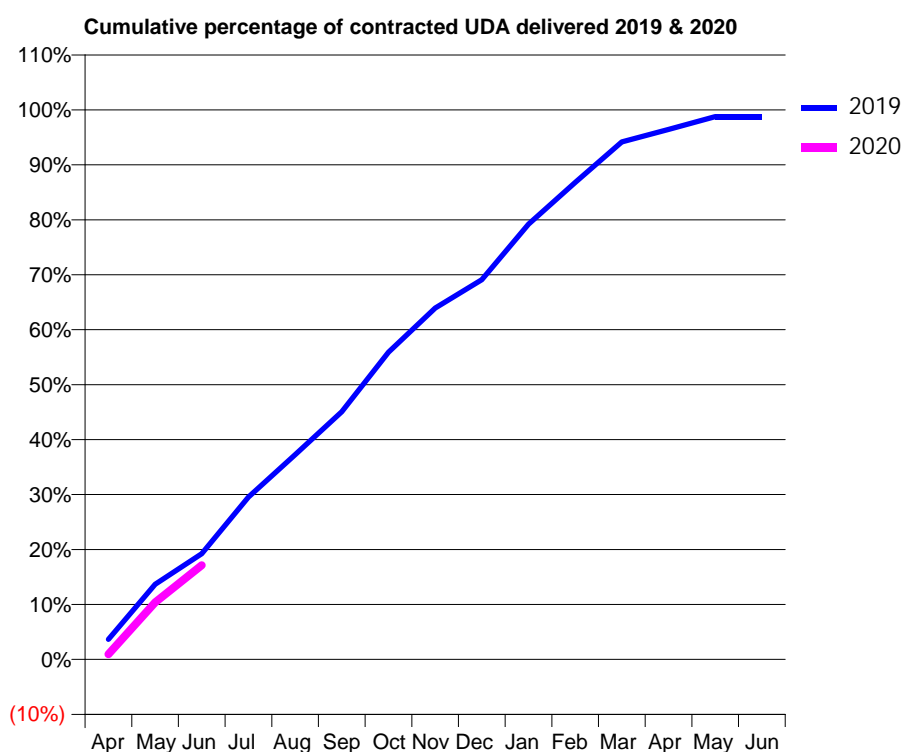
19/20 Contracted general activity (UDA)	30,570
Carry forward general activity (UDA)	0
19/20 Contracted orthodontic activity (UOA)	0
Carry forward orthodontic activity (UOA)	0
Baseline contract value	£881,859.71

ACCESS*

Patients seen in 24 months	Total	Change since previous quarter
Quarter ending June 2018	8,933	
Quarter ending September 2018	9,129	↑
Quarter ending December 2018	9,495	↑
Quarter ending March 2019	9,229	↓
Quarter ending June 2019	9,400	→
Variance since June 2018	5.2%	↑



ACTIVITY



Month	Adjusted Scheduled Activity (UDA)	
	2019	2020
April	1,116	290
May	4,177	3,169
June	5,877	5,242
July	9,031	
August	11,392	
September	13,777	
October	17,087	
November	19,541	
December	21,127	
January	24,209	
February	26,529	
March	28,785	
April	29,486	
May	30,193	
June	30,193	

QUALITY

	Quantity	Base Number	Contract	AT	Region	England
% of FP17s for the same patient ID Re-attending within 3 months - Children	35	338	10.4%	10.2%	11.9%	11.4%
% of FP17s for the same patient ID Re-attending within 3 months - Adults	251	1,793	14.0%	15.5%	17.2%	15.4%
% of FP17s for the same patient ID Re-attending between 3 & 9 months - Children	103	338	30.5%	50.1%	49.8%	59.8%
% of FP17s for the same patient ID Re-attending between 3 & 9 months - Adults	437	1,793	24.4%	39.4%	39.5%	52.1%
% of FP17s for Band 1 Urgent Courses	199	1,610	12.4%	10.5%	11.2%	9.2%
% of FP17s Relating to Free Repair or Replacements	25	1,610	1.6%	0.6%	0.5%	0.7%
% of FP17s Relating to Continuations	42	1,610	2.6%	0.8%	0.7%	0.8%
% of Patients satisfied with the dentistry they have received	4	5	N/A	91.0%	90.6%	93.4%
% of Patients satisfied with the time they had to wait for an appointment	5	5	N/A	87.1%	83.8%	87.6%

* This is based on patients treated on this contract for their most recent course of treatment. Figures in italics indicate the base number of FP17s or Patient Questionnaire responses are less than 100. N/A is shown where the base number of responses is less than 10 during the period. % is calculated as Quantity/Base number*100

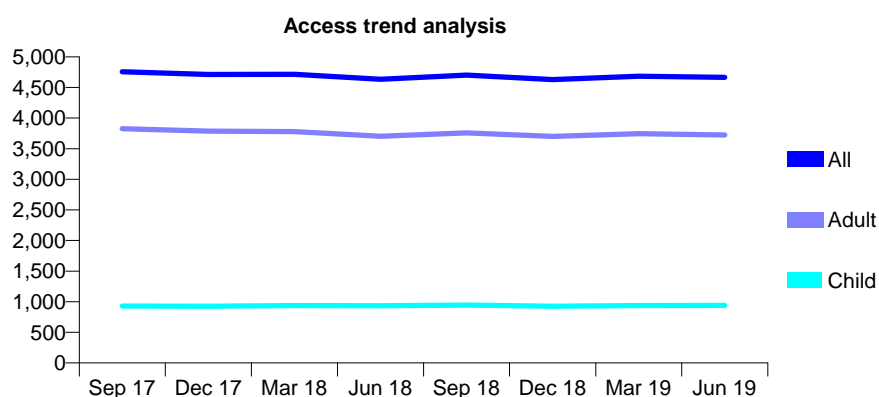
Q63 - Vital Signs At a Glance Contract Report for 675075/0002 - June 2019

Name or company name	MR S SRI RANGANATHAN
Contract type name	GDS Contract
Purpose of contract	General
Contract start date	01/04/2006
Contract end date	

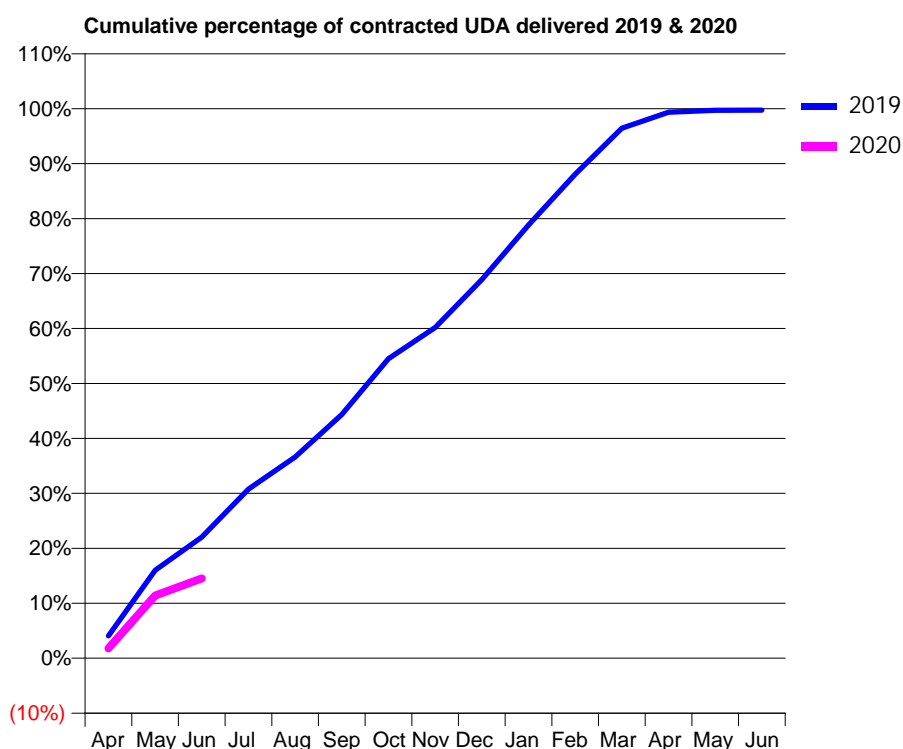
19/20 Contracted general activity (UDA)	11,326
Carry forward general activity (UDA)	0
19/20 Contracted orthodontic activity (UOA)	0
Carry forward orthodontic activity (UOA)	0
Baseline contract value	£323,942.64

ACCESS*

Patients seen in 24 months	Total	Change since previous quarter
Quarter ending June 2018	4,636	
Quarter ending September 2018	4,702	→
Quarter ending December 2018	4,629	↓
Quarter ending March 2019	4,682	→
Quarter ending June 2019	4,665	→
Variance since June 2018	0.6%	→



ACTIVITY



Month	2019	2020
April	459	203
May	1,811	1,291
June	2,493	1,645
July	3,486	
August	4,149	
September	5,024	
October	6,175	
November	6,815	
December	7,801	
January	8,929	
February	9,977	
March	10,924	
April	11,252	
May	11,292	
June	11,296	

QUALITY

	Quantity	Base Number	Contract	AT	Region	England
% of FP17s for the same patient ID Re-attending within 3 months - Children	13	174	7.5%	10.2%	11.9%	11.4%
% of FP17s for the same patient ID Re-attending within 3 months - Adults	101	657	15.4%	15.5%	17.2%	15.4%
% of FP17s for the same patient ID Re-attending between 3 & 9 months - Children	38	174	21.8%	50.1%	49.8%	59.8%
% of FP17s for the same patient ID Re-attending between 3 & 9 months - Adults	125	657	19.0%	39.4%	39.5%	52.1%
% of FP17s for Band 1 Urgent Courses	105	660	15.9%	10.5%	11.2%	9.2%
% of FP17s Relating to Free Repair or Replacements	6	660	0.9%	0.6%	0.5%	0.7%
% of FP17s Relating to Continuations	4	660	0.6%	0.8%	0.7%	0.8%
% of Patients satisfied with the dentistry they have received	0	0	N/A	91.0%	90.6%	93.4%
% of Patients satisfied with the time they had to wait for an appointment	0	0	N/A	87.1%	83.8%	87.6%

* This is based on patients treated on this contract for their most recent course of treatment.

Figures in italics indicate the base number of FP17s or Patient Questionnaire responses are less than 100. N/A is shown where the base number of responses is less than 10 during the period. % is calculated as Quantity/Base number*100

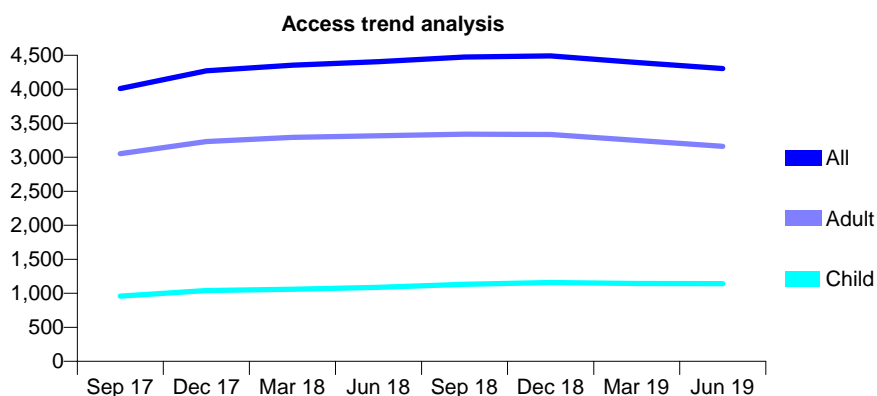
Q63 - Vital Signs At a Glance Contract Report for 676632/0001 - June 2019

Name or company name	MR J HAGHBEDEH
Contract type name	GDS Contract
Purpose of contract	General
Contract start date	01/12/2009
Contract end date	

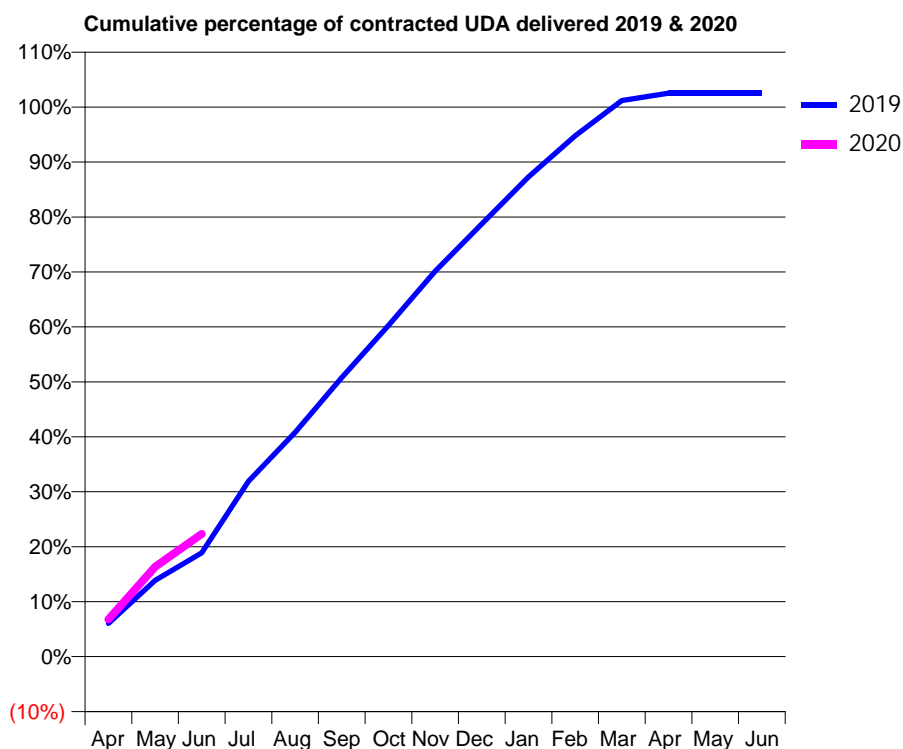
19/20 Contracted general activity (UDA)	12,477
Carry forward general activity (UDA)	0
19/20 Contracted orthodontic activity (UOA)	0
Carry forward orthodontic activity (UOA)	0
Baseline contract value	£304,342.40

ACCESS*

Patients seen in 24 months	Total	Change since previous quarter
Quarter ending June 2018	4,404	
Quarter ending September 2018	4,474	→
Quarter ending December 2018	4,492	→
Quarter ending March 2019	4,393	↓
Quarter ending June 2019	4,304	↓
Variance since June 2018	(2.3%)	↓



ACTIVITY



Month	Adjusted Scheduled Activity (UDA)	
	2019	2020
April	755	847
May	1,734	2,041
June	2,359	2,788
July	3,981	
August	5,092	
September	6,336	
October	7,520	
November	8,753	
December	9,824	
January	10,893	
February	11,825	
March	12,623	
April	12,791	
May	12,791	
June	12,791	

QUALITY

	Quantity	Base Number	Contract	AT	Region	England
% of FP17s for the same patient ID Re-attending within 3 months - Children	22	453	4.9%	10.2%	11.9%	11.4%
% of FP17s for the same patient ID Re-attending within 3 months - Adults	144	1,014	14.2%	15.5%	17.2%	15.4%
% of FP17s for the same patient ID Re-attending between 3 & 9 months - Children	288	453	63.6%	50.1%	49.8%	59.8%
% of FP17s for the same patient ID Re-attending between 3 & 9 months - Adults	594	1,014	58.6%	39.4%	39.5%	52.1%
% of FP17s for Band 1 Urgent Courses	123	1,389	8.9%	10.5%	11.2%	9.2%
% of FP17s Relating to Free Repair or Replacements	2	1,389	0.1%	0.6%	0.5%	0.7%
% of FP17s Relating to Continuations	19	1,389	1.4%	0.8%	0.7%	0.8%
% of Patients satisfied with the dentistry they have received	2	2	N/A	91.0%	90.6%	93.4%
% of Patients satisfied with the time they had to wait for an appointment	2	2	N/A	87.1%	83.8%	87.6%

* This is based on patients treated on this contract for their most recent course of treatment. Figures in italics indicate the base number of FP17s or Patient Questionnaire responses are less than 100. N/A is shown where the base number of responses is less than 10 during the period. % is calculated as Quantity/Base number*100

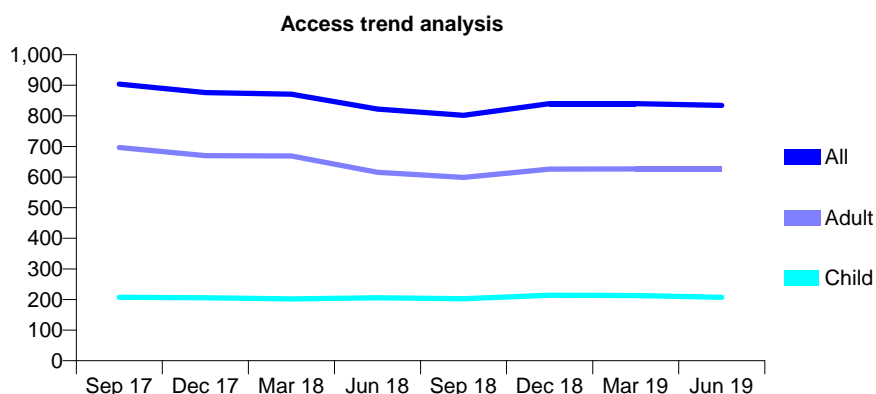
Q63 - Vital Signs At a Glance Contract Report for 677051/0001 - June 2019

Name or company name	MR R FARZAD
Contract type name	GDS Contract
Purpose of contract	General
Contract start date	01/04/2006
Contract end date	

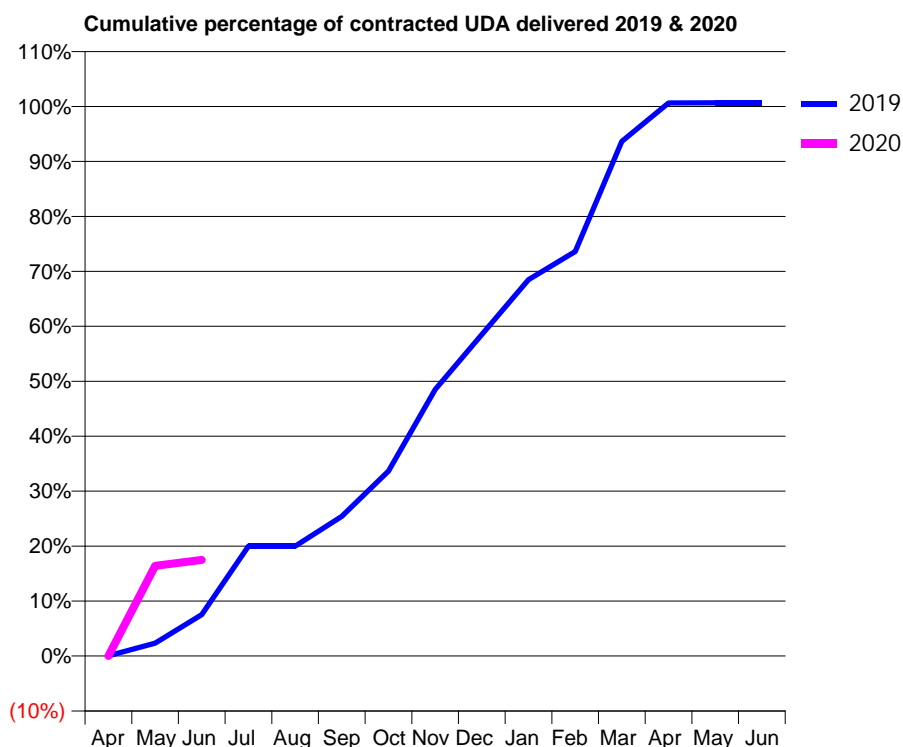
19/20 Contracted general activity (UDA)	5,121
Carry forward general activity (UDA)	0
19/20 Contracted orthodontic activity (UOA)	0
Carry forward orthodontic activity (UOA)	0
Baseline contract value	£215,799.62

ACCESS*

Patients seen in 24 months	Total	Change since previous quarter
Quarter ending June 2018	822	
Quarter ending September 2018	802	↓
Quarter ending December 2018	840	↑
Quarter ending March 2019	840	→
Quarter ending June 2019	834	→
Variance since June 2018	1.5%	→



ACTIVITY



Month	Adjusted Scheduled Activity (UDA)	
	2019	2020
April	3	0
May	120	840
June	386	895
July	1,024	
August	1,024	
September	1,302	
October	1,722	
November	2,484	
December	2,996	
January	3,507	
February	3,770	
March	4,795	
April	5,153	
May	5,154	
June	5,154	

QUALITY

	Quantity	Base Number	Contract	AT	Region	England
% of FP17s for the same patient ID Re-attending within 3 months - Children	11	66	16.7%	10.2%	11.9%	11.4%
% of FP17s for the same patient ID Re-attending within 3 months - Adults	24	144	16.7%	15.5%	17.2%	15.4%
% of FP17s for the same patient ID Re-attending between 3 & 9 months - Children	20	66	30.3%	50.1%	49.8%	59.8%
% of FP17s for the same patient ID Re-attending between 3 & 9 months - Adults	40	144	27.8%	39.4%	39.5%	52.1%
% of FP17s for Band 1 Urgent Courses	17	159	10.7%	10.5%	11.2%	9.2%
% of FP17s Relating to Free Repair or Replacements	0	159	0.0%	0.6%	0.5%	0.7%
% of FP17s Relating to Continuations	2	159	1.3%	0.8%	0.7%	0.8%
% of Patients satisfied with the dentistry they have received	2	2	N/A	91.0%	90.6%	93.4%
% of Patients satisfied with the time they had to wait for an appointment	2	2	N/A	87.1%	83.8%	87.6%

* This is based on patients treated on this contract for their most recent course of treatment. Figures in italics indicate the base number of FP17s or Patient Questionnaire responses are less than 100. N/A is shown where the base number of responses is less than 10 during the period. % is calculated as Quantity/Base number*100

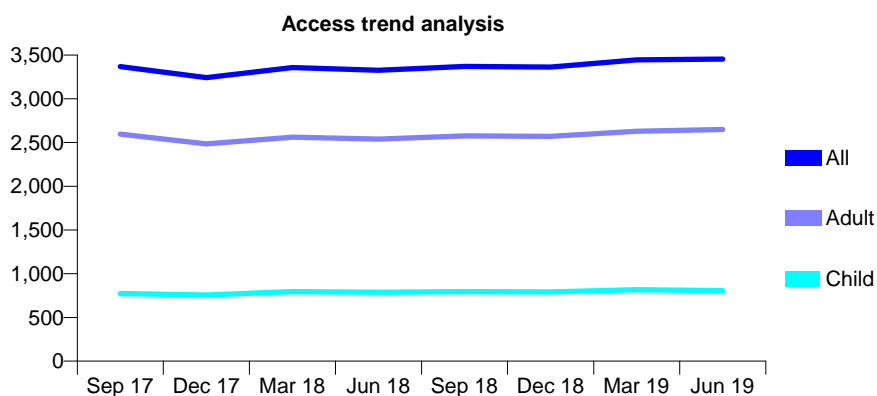
Q63 - Vital Signs At a Glance Contract Report for 677191/0001 - June 2019

Name or company name	Raman Sandhu
Contract type name	GDS Contract
Purpose of contract	General
Contract start date	01/01/2012
Contract end date	

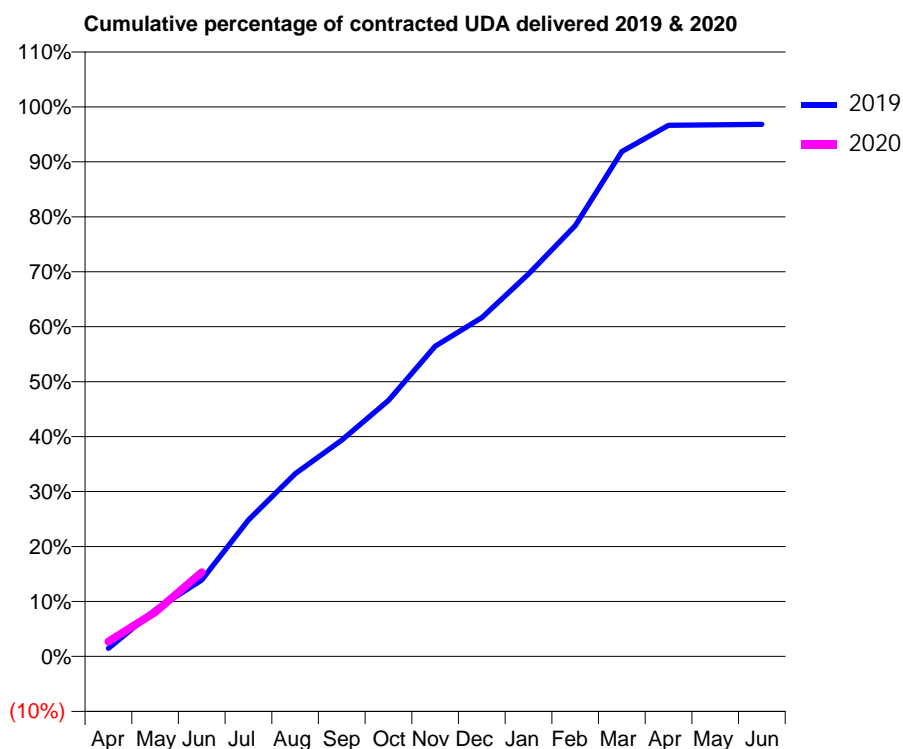
19/20 Contracted general activity (UDA)	11,285
Carry forward general activity (UDA)	0
19/20 Contracted orthodontic activity (UOA)	0
Carry forward orthodontic activity (UOA)	0
Baseline contract value	£264,083.93

ACCESS*

Patients seen in 24 months	Total	Change since previous quarter
Quarter ending June 2018	3,326	
Quarter ending September 2018	3,370	→
Quarter ending December 2018	3,364	→
Quarter ending March 2019	3,445	↑
Quarter ending June 2019	3,455	→
Variance since June 2018	3.9%	↑



ACTIVITY



Month	2019	2020
April	167	307
May	955	911
June	1,569	1,727
July	2,802	
August	3,753	
September	4,441	
October	5,256	
November	6,372	
December	6,958	
January	7,851	
February	8,844	
March	10,366	
April	10,906	
May	10,914	
June	10,926	

QUALITY

	Quantity	Base Number	Contract	AT	Region	England
% of FP17s for the same patient ID Re-attending within 3 months - Children	20	219	9.1%	10.2%	11.9%	11.4%
% of FP17s for the same patient ID Re-attending within 3 months - Adults	134	736	18.2%	15.5%	17.2%	15.4%
% of FP17s for the same patient ID Re-attending between 3 & 9 months - Children	122	219	55.7%	50.1%	49.8%	59.8%
% of FP17s for the same patient ID Re-attending between 3 & 9 months - Adults	315	736	42.8%	39.4%	39.5%	52.1%
% of FP17s for Band 1 Urgent Courses	101	800	12.6%	10.5%	11.2%	9.2%
% of FP17s Relating to Free Repair or Replacements	4	800	0.5%	0.6%	0.5%	0.7%
% of FP17s Relating to Continuations	7	800	0.9%	0.8%	0.7%	0.8%
% of Patients satisfied with the dentistry they have received	0	0	N/A	91.0%	90.6%	93.4%
% of Patients satisfied with the time they had to wait for an appointment	0	0	N/A	87.1%	83.8%	87.6%

* This is based on patients treated on this contract for their most recent course of treatment. Figures in italics indicate the base number of FP17s or Patient Questionnaire responses are less than 100. N/A is shown where the base number of responses is less than 10 during the period. % is calculated as Quantity/Base number*100

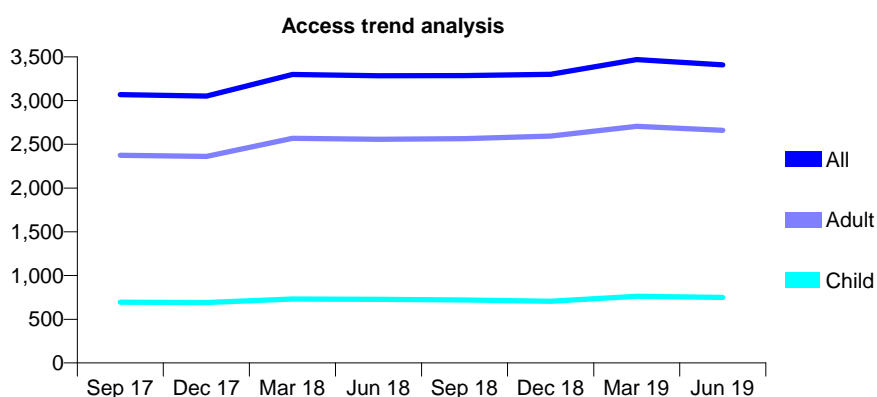
Q63 - Vital Signs At a Glance Contract Report for 677213/0001 - June 2019

Name or company name	MRS F FEKRAZAD
Contract type name	GDS Contract
Purpose of contract	General
Contract start date	01/04/2006
Contract end date	

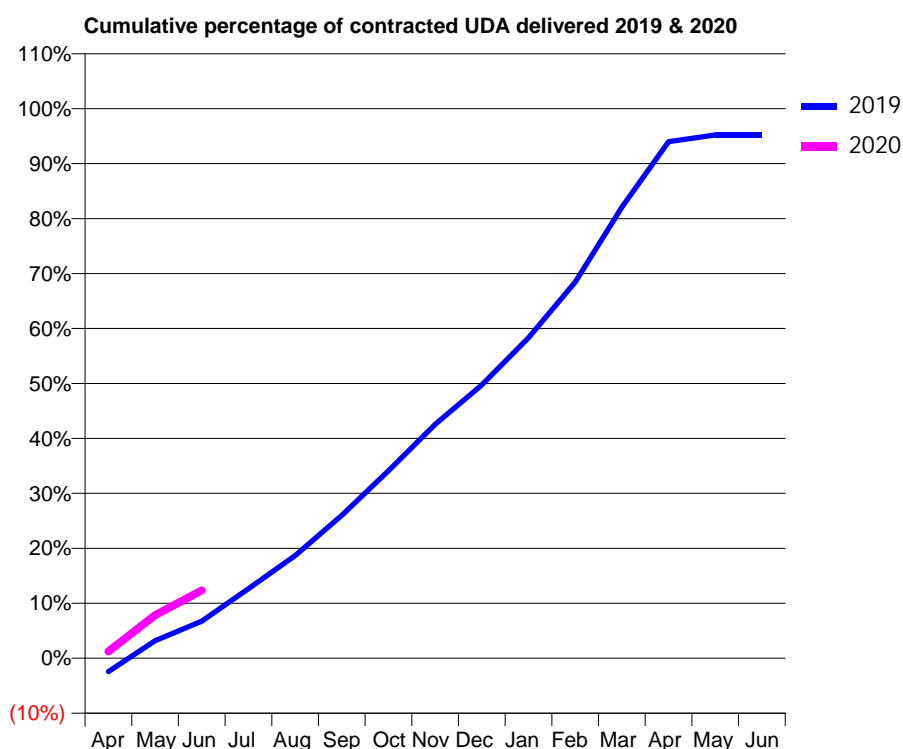
19/20 Contracted general activity (UDA)	12,767
Carry forward general activity (UDA)	0
19/20 Contracted orthodontic activity (UOA)	0
Carry forward orthodontic activity (UOA)	0
Baseline contract value	£366,872.19

ACCESS*

Patients seen in 24 months	Total	Change since previous quarter
Quarter ending June 2018	3,284	
Quarter ending September 2018	3,286	→
Quarter ending December 2018	3,301	→
Quarter ending March 2019	3,468	↑
Quarter ending June 2019	3,409	↓
Variance since June 2018	3.8%	↑



ACTIVITY



Month	2019	2020
April	-311	161
May	409	1,003
June	859	1,574
July	1,614	
August	2,384	
September	3,321	
October	4,354	
November	5,432	
December	6,349	
January	7,445	
February	8,737	
March	10,477	
April	12,000	
May	12,155	
June	12,157	

QUALITY

	Quantity	Base Number	Contract	AT	Region	England
% of FP17s for the same patient ID Re-attending within 3 months - Children	4	208	1.9%	10.2%	11.9%	11.4%
% of FP17s for the same patient ID Re-attending within 3 months - Adults	47	654	7.2%	15.5%	17.2%	15.4%
% of FP17s for the same patient ID Re-attending between 3 & 9 months - Children	81	208	38.9%	50.1%	49.8%	59.8%
% of FP17s for the same patient ID Re-attending between 3 & 9 months - Adults	256	654	39.1%	39.4%	39.5%	52.1%
% of FP17s for Band 1 Urgent Courses	32	539	5.9%	10.5%	11.2%	9.2%
% of FP17s Relating to Free Repair or Replacements	0	539	0.0%	0.6%	0.5%	0.7%
% of FP17s Relating to Continuations	2	539	0.4%	0.8%	0.7%	0.8%
% of Patients satisfied with the dentistry they have received	2	2	N/A	91.0%	90.6%	93.4%
% of Patients satisfied with the time they had to wait for an appointment	2	2	N/A	87.1%	83.8%	87.6%

* This is based on patients treated on this contract for their most recent course of treatment.

Figures in italics indicate the base number of FP17s or Patient Questionnaire responses are less than 100. N/A is shown where the base number of responses is less than 10 during the period. % is calculated as Quantity/Base number*100

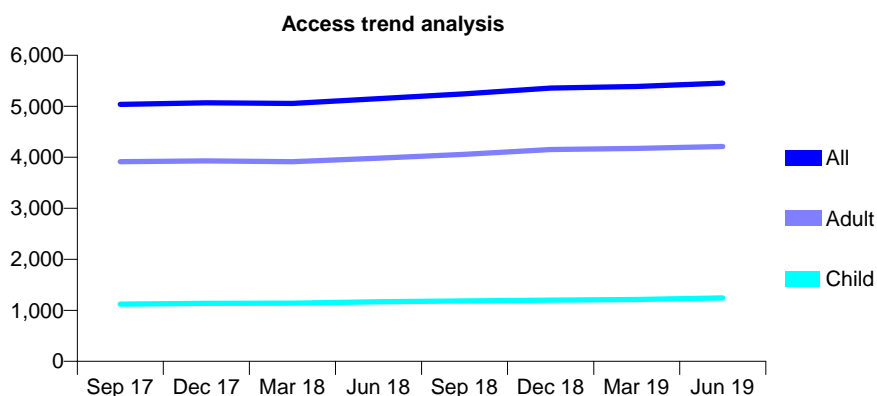
Q63 - Vital Signs At a Glance Contract Report for 679003/0001 - June 2019

Name or company name	MRS M JAHANGIRI
Contract type name	GDS Contract
Purpose of contract	General
Contract start date	01/04/2006
Contract end date	

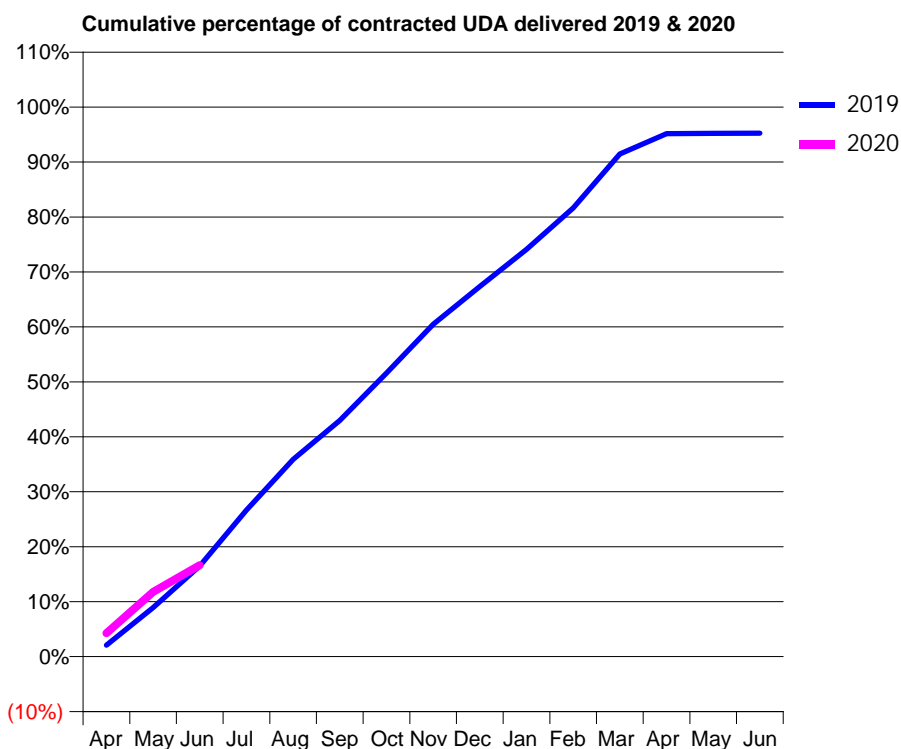
19/20 Contracted general activity (UDA)	18,534
Carry forward general activity (UDA)	0
19/20 Contracted orthodontic activity (UOA)	0
Carry forward orthodontic activity (UOA)	0
Baseline contract value	£624,786.81

ACCESS*

Patients seen in 24 months	Total	Change since previous quarter
Quarter ending June 2018	5,150	
Quarter ending September 2018	5,244	→
Quarter ending December 2018	5,355	↑
Quarter ending March 2019	5,386	→
Quarter ending June 2019	5,454	→
Variance since June 2018	5.9%	↑



ACTIVITY



Month	Adjusted Scheduled Activity (UDA)	
	2019	2020
April	383	788
May	1,651	2,183
June	3,062	3,086
July	4,941	
August	6,655	
September	7,962	
October	9,566	
November	11,212	
December	12,485	
January	13,735	
February	15,133	
March	16,950	
April	17,637	
May	17,645	
June	17,651	

QUALITY

	Quantity	Base Number	Contract	AT	Region	England
% of FP17s for the same patient ID Re-attending within 3 months - Children	35	465	7.5%	10.2%	11.9%	11.4%
% of FP17s for the same patient ID Re-attending within 3 months - Adults	218	1,403	15.5%	15.5%	17.2%	15.4%
% of FP17s for the same patient ID Re-attending between 3 & 9 months - Children	269	465	57.8%	50.1%	49.8%	59.8%
% of FP17s for the same patient ID Re-attending between 3 & 9 months - Adults	717	1,403	51.1%	39.4%	39.5%	52.1%
% of FP17s for Band 1 Urgent Courses	173	1,575	11.0%	10.5%	11.2%	9.2%
% of FP17s Relating to Free Repair or Replacements	9	1,575	0.6%	0.6%	0.5%	0.7%
% of FP17s Relating to Continuations	21	1,575	1.3%	0.8%	0.7%	0.8%
% of Patients satisfied with the dentistry they have received	2	2	N/A	91.0%	90.6%	93.4%
% of Patients satisfied with the time they had to wait for an appointment	2	2	N/A	87.1%	83.8%	87.6%

* This is based on patients treated on this contract for their most recent course of treatment. Figures in italics indicate the base number of FP17s or Patient Questionnaire responses are less than 100. N/A is shown where the base number of responses is less than 10 during the period. % is calculated as Quantity/Base number*100

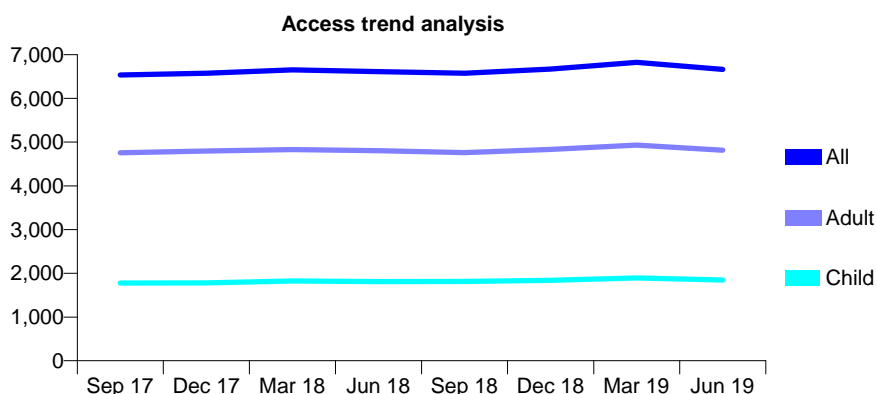
Q63 - Vital Signs At a Glance Contract Report for 682144/0001 - June 2019

Name or company name	Reza Khan and Nawaf Kharalah
Contract type name	GDS Contract
Purpose of contract	General
Contract start date	01/04/2006
Contract end date	

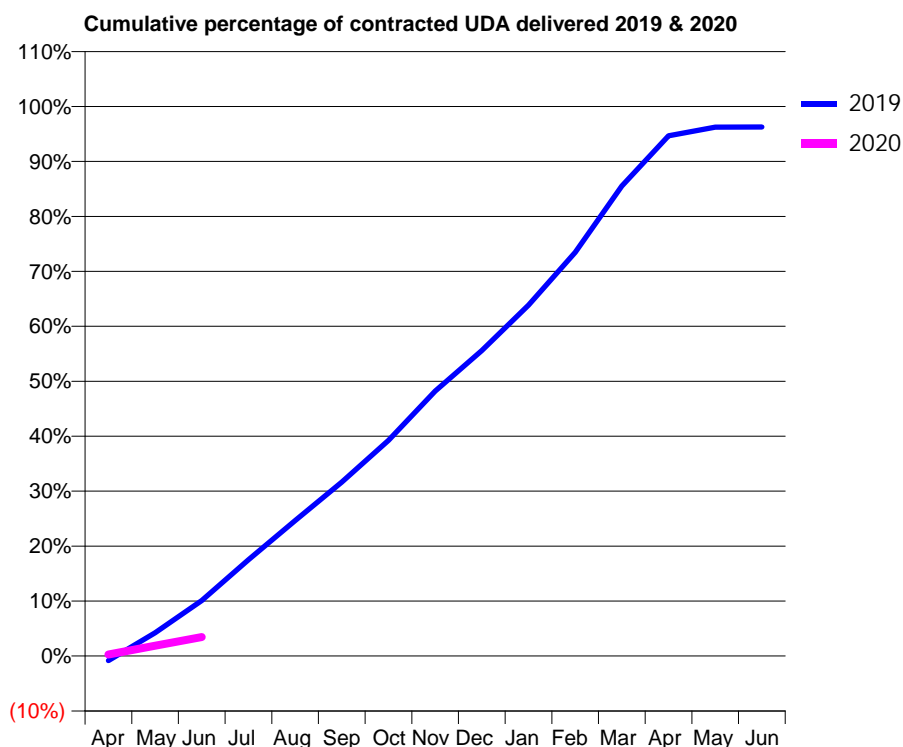
19/20 Contracted general activity (UDA)	24,000
Carry forward general activity (UDA)	0
19/20 Contracted orthodontic activity (UOA)	0
Carry forward orthodontic activity (UOA)	0
Baseline contract value	£679,800.91

ACCESS*

Patients seen in 24 months	Total	Change since previous quarter
Quarter ending June 2018	6,612	
Quarter ending September 2018	6,575	→
Quarter ending December 2018	6,672	→
Quarter ending March 2019	6,826	↑
Quarter ending June 2019	6,662	↓
Variance since June 2018	0.8%	→



ACTIVITY



Month	Adjusted Scheduled Activity (UDA)	
	2019	2020
April	-204	65
May	1,019	453
June	2,429	829
July	4,204	
August	5,918	
September	7,594	
October	9,420	
November	11,570	
December	13,342	
January	15,326	
February	17,630	
March	20,522	
April	22,720	
May	23,093	
June	23,103	

QUALITY

	Quantity	Base Number	Contract	AT	Region	England
% of FP17s for the same patient ID Re-attending within 3 months - Children	21	276	7.6%	10.2%	11.9%	11.4%
% of FP17s for the same patient ID Re-attending within 3 months - Adults	68	555	12.3%	15.5%	17.2%	15.4%
% of FP17s for the same patient ID Re-attending between 3 & 9 months - Children	139	276	50.4%	50.1%	49.8%	59.8%
% of FP17s for the same patient ID Re-attending between 3 & 9 months - Adults	179	555	32.3%	39.4%	39.5%	52.1%
% of FP17s for Band 1 Urgent Courses	41	260	15.8%	10.5%	11.2%	9.2%
% of FP17s Relating to Free Repair or Replacements	1	260	0.4%	0.6%	0.5%	0.7%
% of FP17s Relating to Continuations	1	260	0.4%	0.8%	0.7%	0.8%
% of Patients satisfied with the dentistry they have received	2	2	N/A	91.0%	90.6%	93.4%
% of Patients satisfied with the time they had to wait for an appointment	2	2	N/A	87.1%	83.8%	87.6%

* This is based on patients treated on this contract for their most recent course of treatment. Figures in italics indicate the base number of FP17s or Patient Questionnaire responses are less than 100. N/A is shown where the base number of responses is less than 10 during the period. % is calculated as Quantity/Base number*100

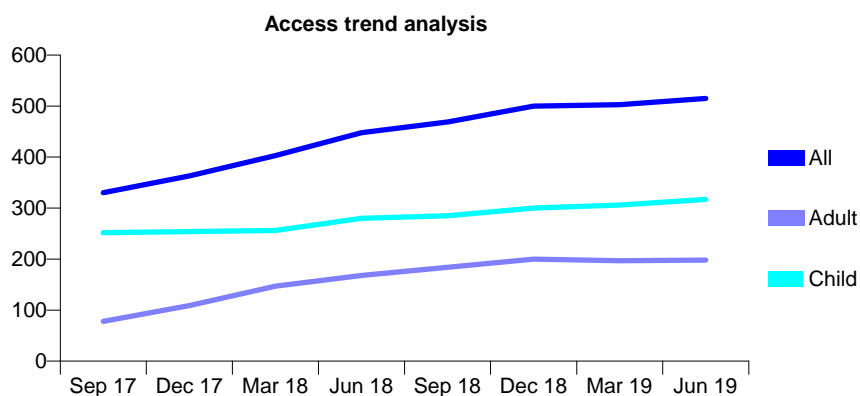
Q63 - Vital Signs At a Glance Contract Report for 684864/0001 - June 2019

Name or company name	MR P BOAMAH
Contract type name	GDS Contract
Purpose of contract	General
Contract start date	01/05/2009
Contract end date	

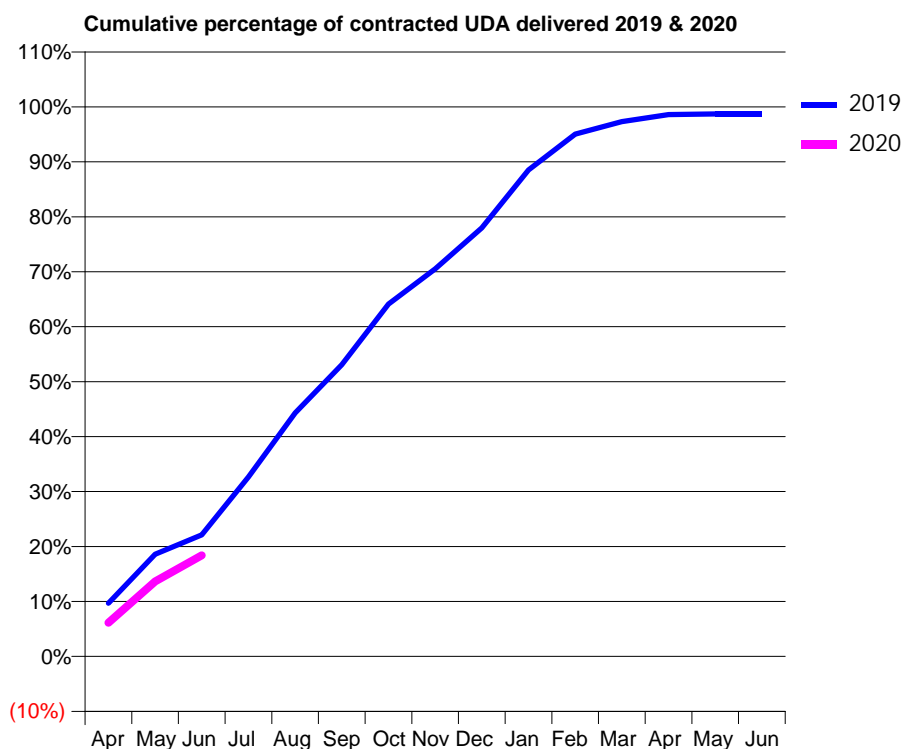
19/20 Contracted general activity (UDA)	799
Carry forward general activity (UDA)	0
19/20 Contracted orthodontic activity (UOA)	0
Carry forward orthodontic activity (UOA)	0
Baseline contract value	£17,402.47

ACCESS*

Patients seen in 24 months	Total	Change since previous quarter
Quarter ending June 2018	448	
Quarter ending September 2018	469	↑
Quarter ending December 2018	500	↑
Quarter ending March 2019	503	→
Quarter ending June 2019	515	↑
Variance since June 2018	15.0%	↑



ACTIVITY



Month	Adjusted Scheduled Activity (UDA)	
	2019	2020
April	77	49
May	149	109
June	177	147
July	261	
August	354	
September	424	
October	512	
November	563	
December	623	
January	707	
February	759	
March	777	
April	788	
May	789	
June	789	

QUALITY

	Quantity	Base Number	Contract	AT	Region	England
% of FP17s for the same patient ID Re-attending within 3 months - Children	3	90	3.3%	10.2%	11.9%	11.4%
% of FP17s for the same patient ID Re-attending within 3 months - Adults	0	16	0.0%	15.5%	17.2%	15.4%
% of FP17s for the same patient ID Re-attending between 3 & 9 months - Children	50	90	55.6%	50.1%	49.8%	59.8%
% of FP17s for the same patient ID Re-attending between 3 & 9 months - Adults	6	16	37.5%	39.4%	39.5%	52.1%
% of FP17s for Band 1 Urgent Courses	0	97	0.0%	10.5%	11.2%	9.2%
% of FP17s Relating to Free Repair or Replacements	0	97	0.0%	0.6%	0.5%	0.7%
% of FP17s Relating to Continuations	0	97	0.0%	0.8%	0.7%	0.8%
% of Patients satisfied with the dentistry they have received	0	0	N/A	91.0%	90.6%	93.4%
% of Patients satisfied with the time they had to wait for an appointment	0	0	N/A	87.1%	83.8%	87.6%

* This is based on patients treated on this contract for their most recent course of treatment. Figures in italics indicate the base number of FP17s or Patient Questionnaire responses are less than 100. N/A is shown where the base number of responses is less than 10 during the period. % is calculated as Quantity/Base number*100

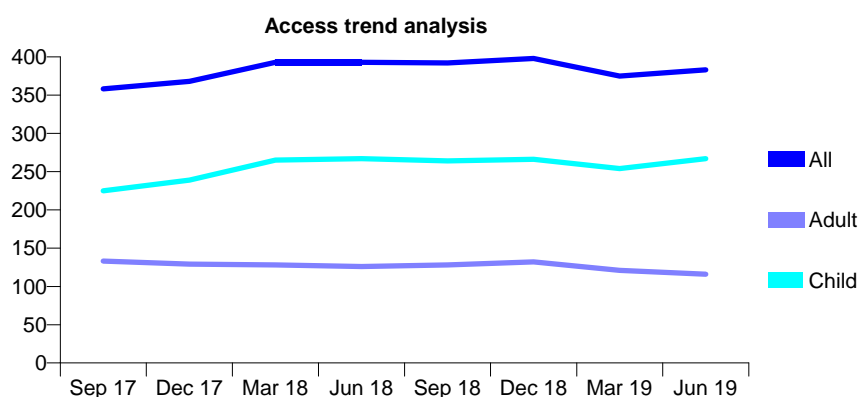
Q63 - Vital Signs At a Glance Contract Report for 687219/0001 - June 2019

Name or company name	MR AA ZAIDI
Contract type name	GDS Contract
Purpose of contract	General
Contract start date	01/09/2007
Contract end date	

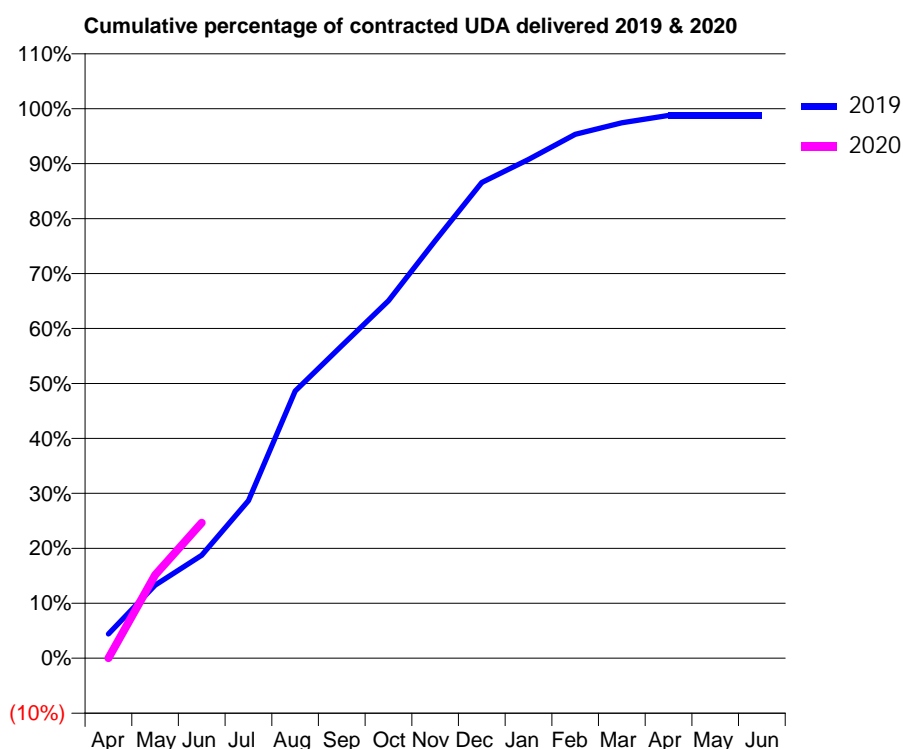
19/20 Contracted general activity (UDA)	1,104
Carry forward general activity (UDA)	0
19/20 Contracted orthodontic activity (UOA)	0
Carry forward orthodontic activity (UOA)	0
Baseline contract value	£26,937.86

ACCESS*

Patients seen in 24 months	Total	Change since previous quarter
Quarter ending June 2018	393	
Quarter ending September 2018	392	→
Quarter ending December 2018	398	→
Quarter ending March 2019	375	↓
Quarter ending June 2019	383	↑
Variance since June 2018	(2.5%)	↓



ACTIVITY



Adjusted Scheduled Activity (UDA)		
Month	2019	2020
April	49	0
May	147	167
June	207	272
July	316	
August	537	
September	628	
October	718	
November	839	
December	956	
January	1,002	
February	1,052	
March	1,075	
April	1,090	
May	1,090	
June	1,090	

QUALITY

	Quantity	Base Number	Contract	AT	Region	England
% of FP17s for the same patient ID Re-attending within 3 months - Children	5	102	4.9%	10.2%	11.9%	11.4%
% of FP17s for the same patient ID Re-attending within 3 months - Adults	3	31	9.7%	15.5%	17.2%	15.4%
% of FP17s for the same patient ID Re-attending between 3 & 9 months - Children	53	102	52.0%	50.1%	49.8%	59.8%
% of FP17s for the same patient ID Re-attending between 3 & 9 months - Adults	18	31	58.1%	39.4%	39.5%	52.1%
% of FP17s for Band 1 Urgent Courses	1	124	0.8%	10.5%	11.2%	9.2%
% of FP17s Relating to Free Repair or Replacements	0	124	0.0%	0.6%	0.5%	0.7%
% of FP17s Relating to Continuations	0	124	0.0%	0.8%	0.7%	0.8%
% of Patients satisfied with the dentistry they have received	0	0	N/A	91.0%	90.6%	93.4%
% of Patients satisfied with the time they had to wait for an appointment	0	0	N/A	87.1%	83.8%	87.6%

* This is based on patients treated on this contract for their most recent course of treatment.

Figures in italics indicate the base number of FP17s or Patient Questionnaire responses are less than 100. N/A is shown where the base number of responses is less than 10 during the period. % is calculated as Quantity/Base number*100

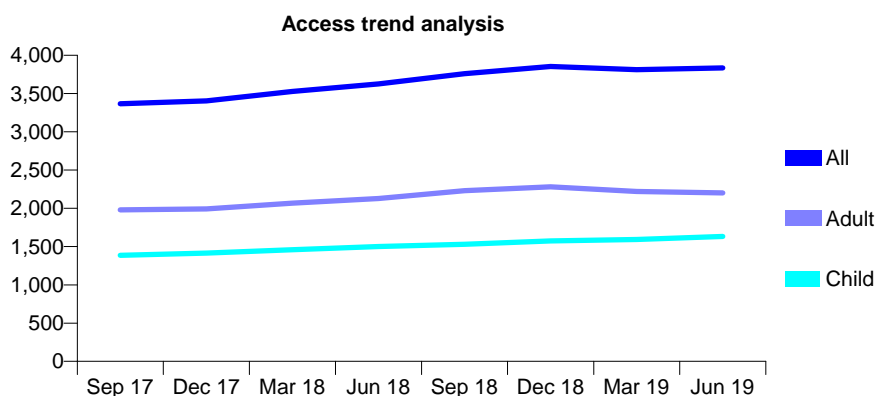
Q63 - Vital Signs At a Glance Contract Report for 689416/0001 - June 2019

Name or company name	MR MB PATEL
Contract type name	GDS Contract
Purpose of contract	General
Contract start date	01/07/2007
Contract end date	

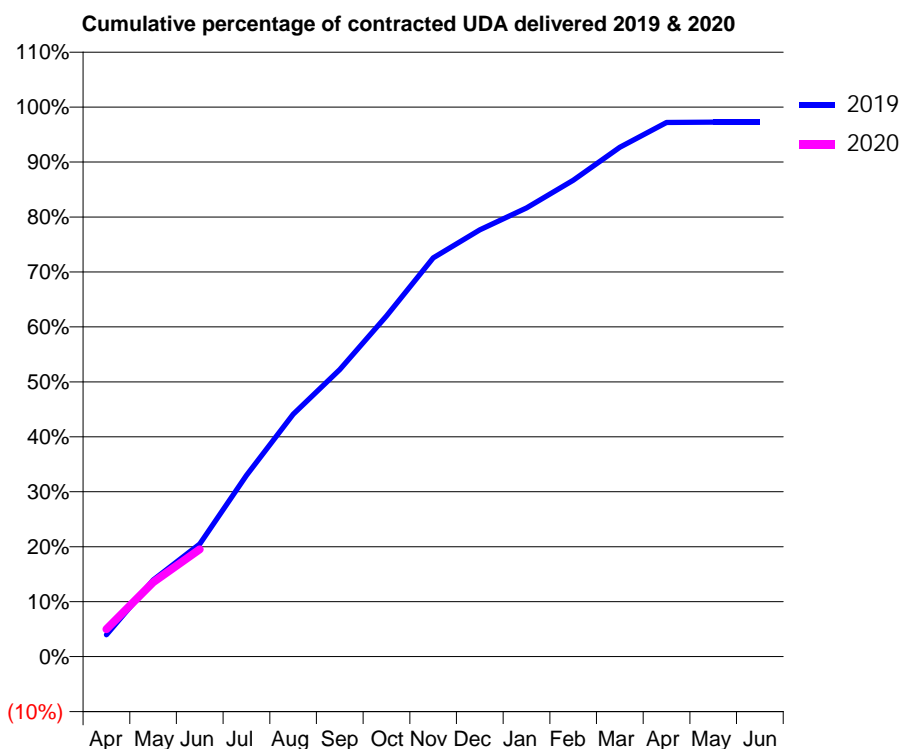
19/20 Contracted general activity (UDA)	8,500
Carry forward general activity (UDA)	0
19/20 Contracted orthodontic activity (UOA)	0
Carry forward orthodontic activity (UOA)	0
Baseline contract value	£216,536.46

ACCESS*

Patients seen in 24 months	Total	Change since previous quarter
Quarter ending June 2018	3,627	
Quarter ending September 2018	3,760	↑
Quarter ending December 2018	3,855	↑
Quarter ending March 2019	3,812	↓
Quarter ending June 2019	3,836	→
Variance since June 2018	5.8%	↑



ACTIVITY



Month	Adjusted Scheduled Activity (UDA)	
	2019	2020
April	339	425
May	1,186	1,151
June	1,741	1,659
July	2,803	
August	3,750	
September	4,439	
October	5,269	
November	6,168	
December	6,600	
January	6,941	
February	7,366	
March	7,878	
April	8,261	
May	8,265	
June	8,265	

QUALITY

	Quantity	Base Number	Contract	AT	Region	England
% of FP17s for the same patient ID Re-attending within 3 months - Children	20	507	3.9%	10.2%	11.9%	11.4%
% of FP17s for the same patient ID Re-attending within 3 months - Adults	23	444	5.2%	15.5%	17.2%	15.4%
% of FP17s for the same patient ID Re-attending between 3 & 9 months - Children	279	507	55.0%	50.1%	49.8%	59.8%
% of FP17s for the same patient ID Re-attending between 3 & 9 months - Adults	146	444	32.9%	39.4%	39.5%	52.1%
% of FP17s for Band 1 Urgent Courses	57	818	7.0%	10.5%	11.2%	9.2%
% of FP17s Relating to Free Repair or Replacements	4	818	0.5%	0.6%	0.5%	0.7%
% of FP17s Relating to Continuations	2	818	0.2%	0.8%	0.7%	0.8%
% of Patients satisfied with the dentistry they have received	1	1	N/A	91.0%	90.6%	93.4%
% of Patients satisfied with the time they had to wait for an appointment	1	1	N/A	87.1%	83.8%	87.6%

* This is based on patients treated on this contract for their most recent course of treatment. Figures in italics indicate the base number of FP17s or Patient Questionnaire responses are less than 100. N/A is shown where the base number of responses is less than 10 during the period. % is calculated as Quantity/Base number*100

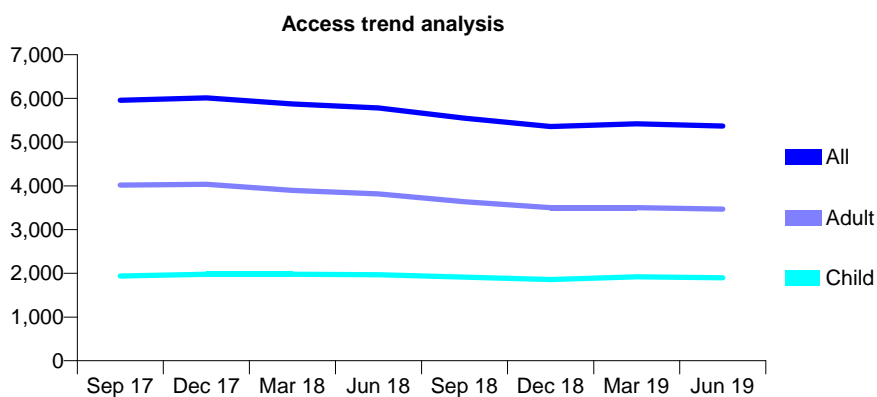
Q63 - Vital Signs At a Glance Contract Report for 691445/0001 - June 2019

Name or company name	MR AF YUSUF
Contract type name	GDS Contract
Purpose of contract	General
Contract start date	01/11/2008
Contract end date	

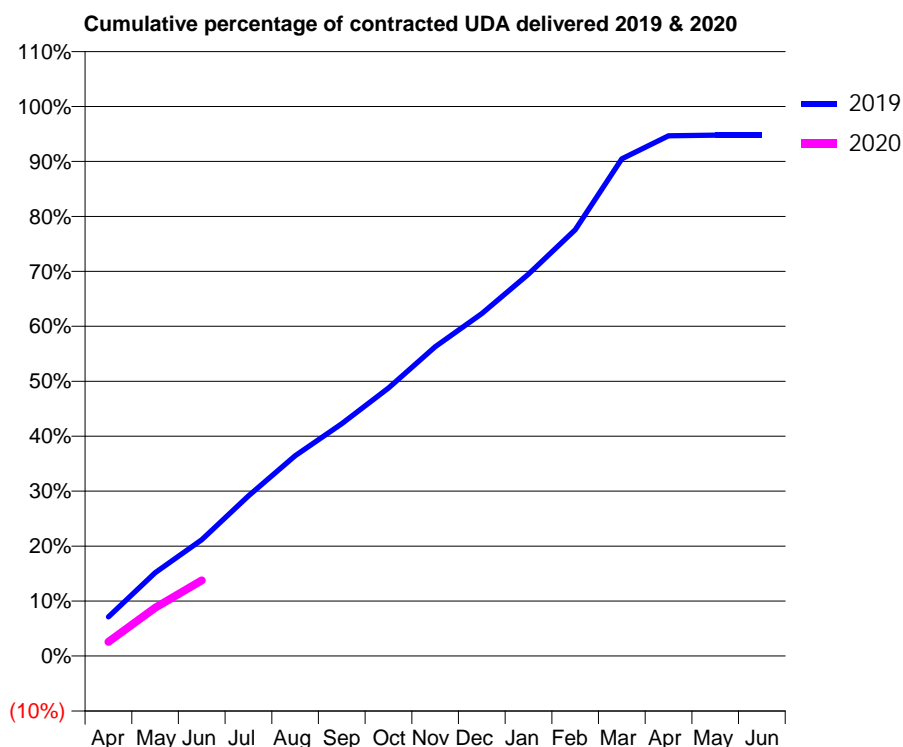
19/20 Contracted general activity (UDA)	16,352
Carry forward general activity (UDA)	0
19/20 Contracted orthodontic activity (UOA)	0
Carry forward orthodontic activity (UOA)	0
Baseline contract value	£527,636.34

ACCESS*

Patients seen in 24 months	Total	Change since previous quarter
Quarter ending June 2018	5,782	
Quarter ending September 2018	5,547	↓
Quarter ending December 2018	5,357	↓
Quarter ending March 2019	5,420	→
Quarter ending June 2019	5,366	→
Variance since June 2018	(7.2%)	↓



ACTIVITY



Month	Adjusted Scheduled Activity (UDA)	
	2019	2020
April	1,164	421
May	2,476	1,434
June	3,458	2,253
July	4,764	
August	5,963	
September	6,916	
October	7,973	
November	9,205	
December	10,187	
January	11,363	
February	12,686	
March	14,795	
April	15,477	
May	15,499	
June	15,496	

QUALITY

	Quantity	Base Number	Contract	AT	Region	England
% of FP17s for the same patient ID Re-attending within 3 months - Children	61	533	11.4%	10.2%	11.9%	11.4%
% of FP17s for the same patient ID Re-attending within 3 months - Adults	77	770	10.0%	15.5%	17.2%	15.4%
% of FP17s for the same patient ID Re-attending between 3 & 9 months - Children	287	533	53.8%	50.1%	49.8%	59.8%
% of FP17s for the same patient ID Re-attending between 3 & 9 months - Adults	299	770	38.8%	39.4%	39.5%	52.1%
% of FP17s for Band 1 Urgent Courses	94	1,106	8.5%	10.5%	11.2%	9.2%
% of FP17s Relating to Free Repair or Replacements	0	1,106	0.0%	0.6%	0.5%	0.7%
% of FP17s Relating to Continuations	1	1,106	0.1%	0.8%	0.7%	0.8%
% of Patients satisfied with the dentistry they have received	1	2	N/A	91.0%	90.6%	93.4%
% of Patients satisfied with the time they had to wait for an appointment	0	2	N/A	87.1%	83.8%	87.6%

* This is based on patients treated on this contract for their most recent course of treatment. Figures in italics indicate the base number of FP17s or Patient Questionnaire responses are less than 100. N/A is shown where the base number of responses is less than 10 during the period. % is calculated as Quantity/Base number*100

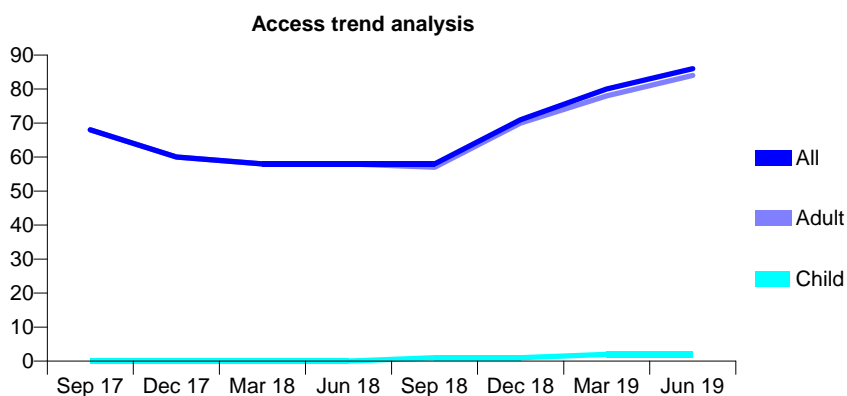
Q63 - Vital Signs At a Glance Contract Report for 691445/0002 - June 2019

Name or company name	MR AF YUSUF
Contract type name	PDS Contract
Purpose of contract	General
Contract start date	01/04/2009
Contract end date	31/07/2019

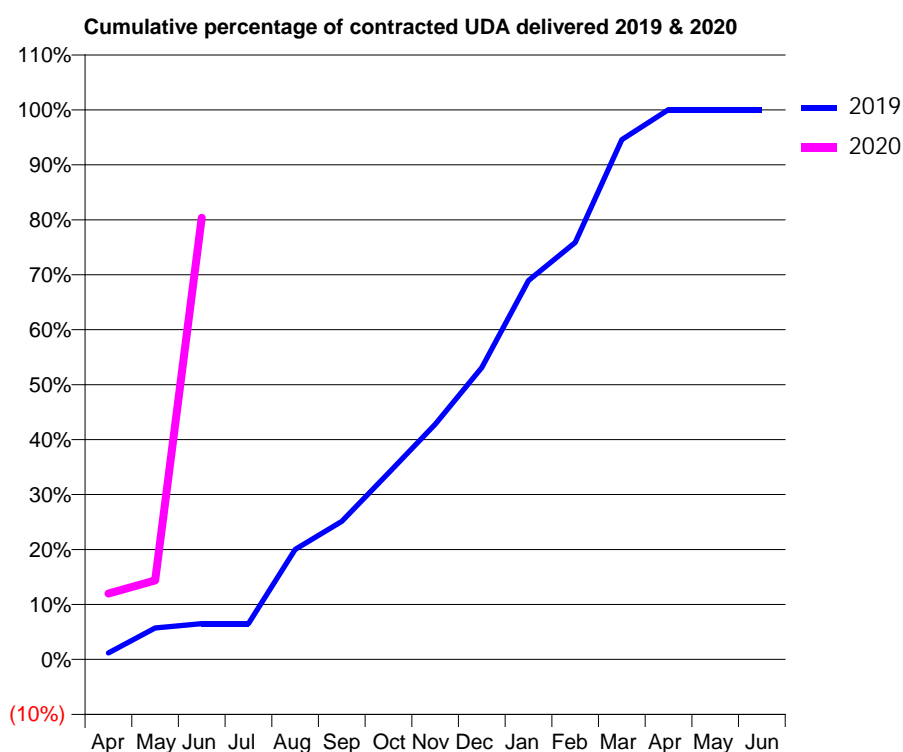
19/20 Contracted general activity (UDA)	167
Carry forward general activity (UDA)	0
19/20 Contracted orthodontic activity (UOA)	0
Carry forward orthodontic activity (UOA)	0
Baseline contract value	£23,881.47

ACCESS*

Patients seen in 24 months	Total	Change since previous quarter
Quarter ending June 2018	58	
Quarter ending September 2018	58	→
Quarter ending December 2018	71	↑
Quarter ending March 2019	80	↑
Quarter ending June 2019	86	↑
Variance since June 2018	48.3%	↑



ACTIVITY



Month	Adjusted Scheduled Activity (UDA)	
	2019	2020
April	9	20
May	44	24
June	50	134
July	50	
August	154	
September	193	
October	260	
November	329	
December	408	
January	530	
February	583	
March	726	
April	768	
May	768	
June	768	

QUALITY

	Quantity	Base Number	Contract	AT	Region	England
% of FP17s for the same patient ID Re-attending within 3 months - Children	0	3	0.0%	10.2%	11.9%	11.4%
% of FP17s for the same patient ID Re-attending within 3 months - Adults	4	68	5.9%	15.5%	17.2%	15.4%
% of FP17s for the same patient ID Re-attending between 3 & 9 months - Children	0	3	0.0%	50.1%	49.8%	59.8%
% of FP17s for the same patient ID Re-attending between 3 & 9 months - Adults	1	68	1.5%	39.4%	39.5%	52.1%
% of FP17s for Band 1 Urgent Courses	1	56	1.8%	10.5%	11.2%	9.2%
% of FP17s Relating to Free Repair or Replacements	0	56	0.0%	0.6%	0.5%	0.7%
% of FP17s Relating to Continuations	3	56	5.4%	0.8%	0.7%	0.8%
% of Patients satisfied with the dentistry they have received	0	0	N/A	91.0%	90.6%	93.4%
% of Patients satisfied with the time they had to wait for an appointment	0	0	N/A	87.1%	83.8%	87.6%

* This is based on patients treated on this contract for their most recent course of treatment. Figures in italics indicate the base number of FP17s or Patient Questionnaire responses are less than 100. N/A is shown where the base number of responses is less than 10 during the period. % is calculated as Quantity/Base number*100

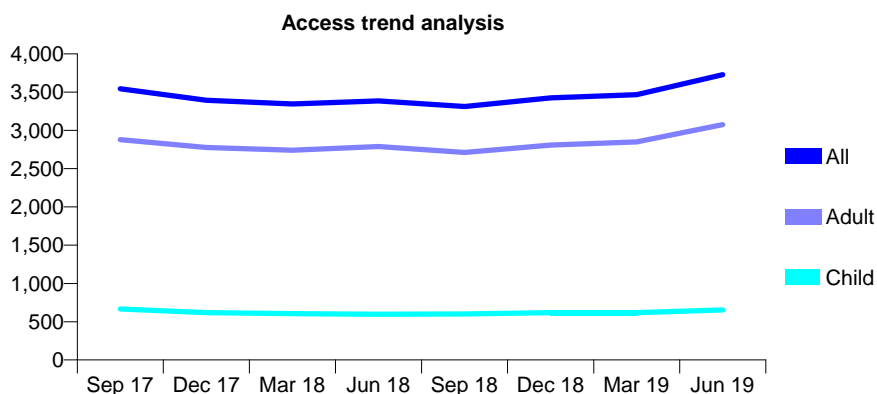
Q63 - Vital Signs At a Glance Contract Report for 729477/0001 - June 2019

Name or company name	MR JP YOUNGHUSBAND
Contract type name	GDS Contract
Purpose of contract	General
Contract start date	01/04/2006
Contract end date	

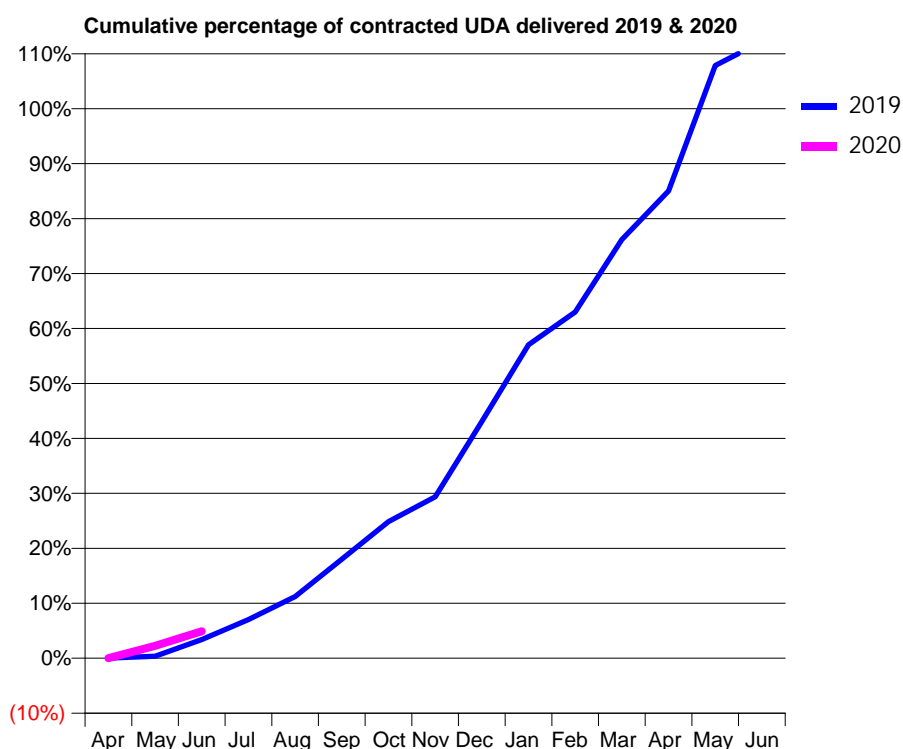
19/20 Contracted general activity (UDA)	12,500
Carry forward general activity (UDA)	0
19/20 Contracted orthodontic activity (UOA)	0
Carry forward orthodontic activity (UOA)	0
Baseline contract value	£364,856.25

ACCESS*

Patients seen in 24 months	Total	Change since previous quarter
Quarter ending June 2018	3,386	
Quarter ending September 2018	3,312	↓
Quarter ending December 2018	3,425	↑
Quarter ending March 2019	3,465	→
Quarter ending June 2019	3,728	↑
Variance since June 2018	10.1%	↑



ACTIVITY



Month	Adjusted Scheduled Activity (UDA)	
	2019	2020
April	0	0
May	35	284
June	305	613
July	633	
August	1,010	
September	1,622	
October	2,237	
November	2,644	
December	3,876	
January	5,134	
February	5,671	
March	6,855	
April	7,652	
May	9,707	
June	10,101	

QUALITY

	Quantity	Base Number	Contract	AT	Region	England
% of FP17s for the same patient ID Re-attending within 3 months - Children	23	259	8.9%	10.2%	11.9%	11.4%
% of FP17s for the same patient ID Re-attending within 3 months - Adults	246	1,432	17.2%	15.5%	17.2%	15.4%
% of FP17s for the same patient ID Re-attending between 3 & 9 months - Children	118	259	45.6%	50.1%	49.8%	59.8%
% of FP17s for the same patient ID Re-attending between 3 & 9 months - Adults	562	1,432	39.2%	39.4%	39.5%	52.1%
% of FP17s for Band 1 Urgent Courses	37	290	12.8%	10.5%	11.2%	9.2%
% of FP17s Relating to Free Repair or Replacements	10	290	3.4%	0.6%	0.5%	0.7%
% of FP17s Relating to Continuations	0	290	0.0%	0.8%	0.7%	0.8%
% of Patients satisfied with the dentistry they have received	2	2	N/A	91.0%	90.6%	93.4%
% of Patients satisfied with the time they had to wait for an appointment	2	2	N/A	87.1%	83.8%	87.6%

* This is based on patients treated on this contract for their most recent course of treatment.

Figures in italics indicate the base number of FP17s or Patient Questionnaire responses are less than 100. N/A is shown where the base number of responses is less than 10 during the period. % is calculated as Quantity/Base number*100

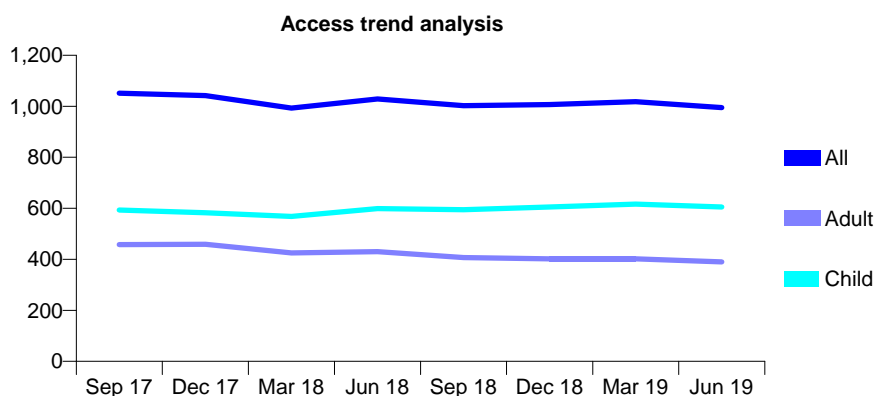
Q63 - Vital Signs At a Glance Contract Report for 730025/0001 - June 2019

Name or company name	MR SN MOOI
Contract type name	GDS Contract
Purpose of contract	General
Contract start date	01/04/2006
Contract end date	

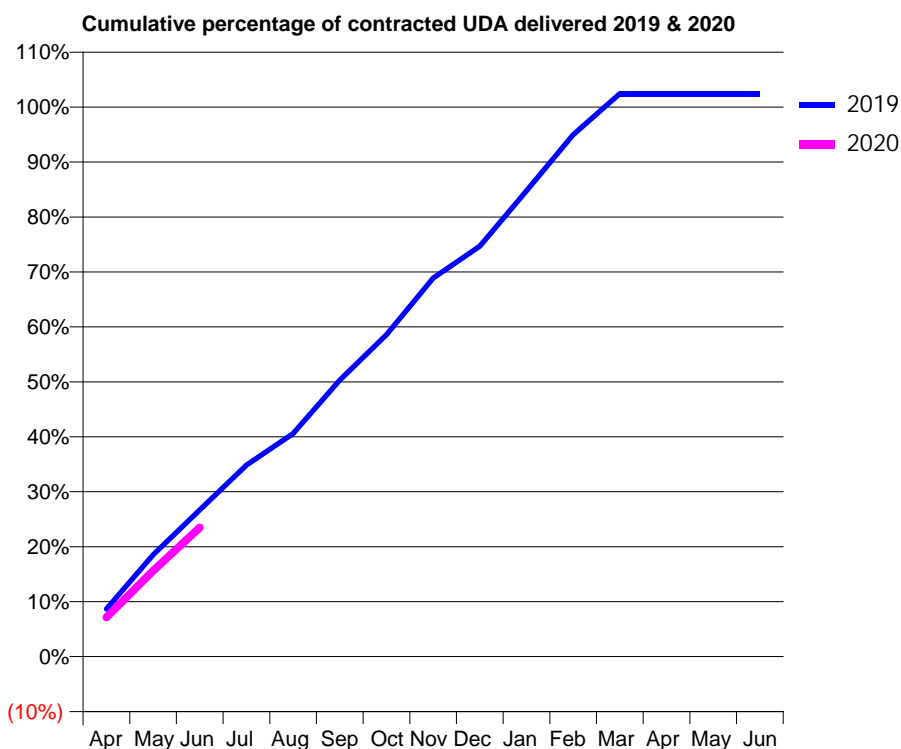
19/20 Contracted general activity (UDA)	1,844
Carry forward general activity (UDA)	0
19/20 Contracted orthodontic activity (UOA)	0
Carry forward orthodontic activity (UOA)	0
Baseline contract value	£52,614.56

ACCESS*

Patients seen in 24 months	Total	Change since previous quarter
Quarter ending June 2018	1,029	
Quarter ending September 2018	1,002	↓
Quarter ending December 2018	1,007	→
Quarter ending March 2019	1,018	→
Quarter ending June 2019	995	↓
Variance since June 2018	(3.3%)	↓



ACTIVITY



Month	Adjusted Scheduled Activity (UDA)	
	2019	2020
April	160	132
May	342	288
June	492	433
July	643	
August	749	
September	928	
October	1,080	
November	1,270	
December	1,377	
January	1,563	
February	1,751	
March	1,889	
April	1,889	
May	1,889	
June	1,889	

QUALITY

	Quantity	Base Number	Contract	AT	Region	England
% of FP17s for the same patient ID Re-attending within 3 months - Children	4	127	3.1%	10.2%	11.9%	11.4%
% of FP17s for the same patient ID Re-attending within 3 months - Adults	11	76	14.5%	15.5%	17.2%	15.4%
% of FP17s for the same patient ID Re-attending between 3 & 9 months - Children	47	127	37.0%	50.1%	49.8%	59.8%
% of FP17s for the same patient ID Re-attending between 3 & 9 months - Adults	24	76	31.6%	39.4%	39.5%	52.1%
% of FP17s for Band 1 Urgent Courses	0	203	0.0%	10.5%	11.2%	9.2%
% of FP17s Relating to Free Repair or Replacements	0	203	0.0%	0.6%	0.5%	0.7%
% of FP17s Relating to Continuations	3	203	1.5%	0.8%	0.7%	0.8%
% of Patients satisfied with the dentistry they have received	1	1	N/A	91.0%	90.6%	93.4%
% of Patients satisfied with the time they had to wait for an appointment	1	1	N/A	87.1%	83.8%	87.6%

* This is based on patients treated on this contract for their most recent course of treatment. Figures in italics indicate the base number of FP17s or Patient Questionnaire responses are less than 100. N/A is shown where the base number of responses is less than 10 during the period. % is calculated as Quantity/Base number*100

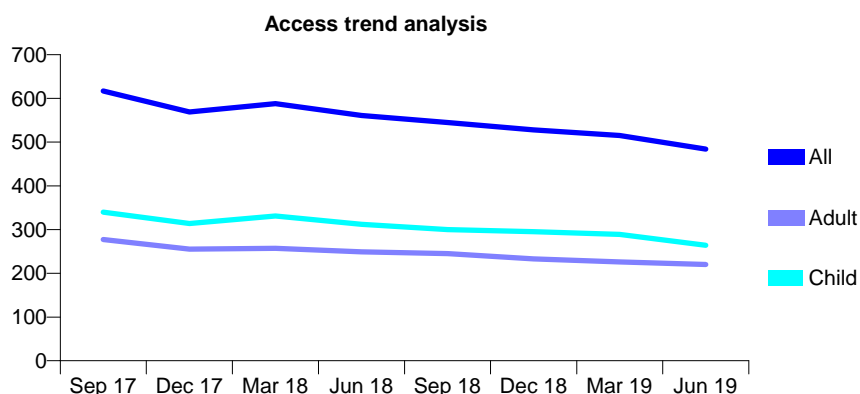
Q63 - Vital Signs At a Glance Contract Report for 730114/0001 - June 2019

Name or company name	Mr Raj Patel
Contract type name	GDS Contract
Purpose of contract	General
Contract start date	01/04/2006
Contract end date	

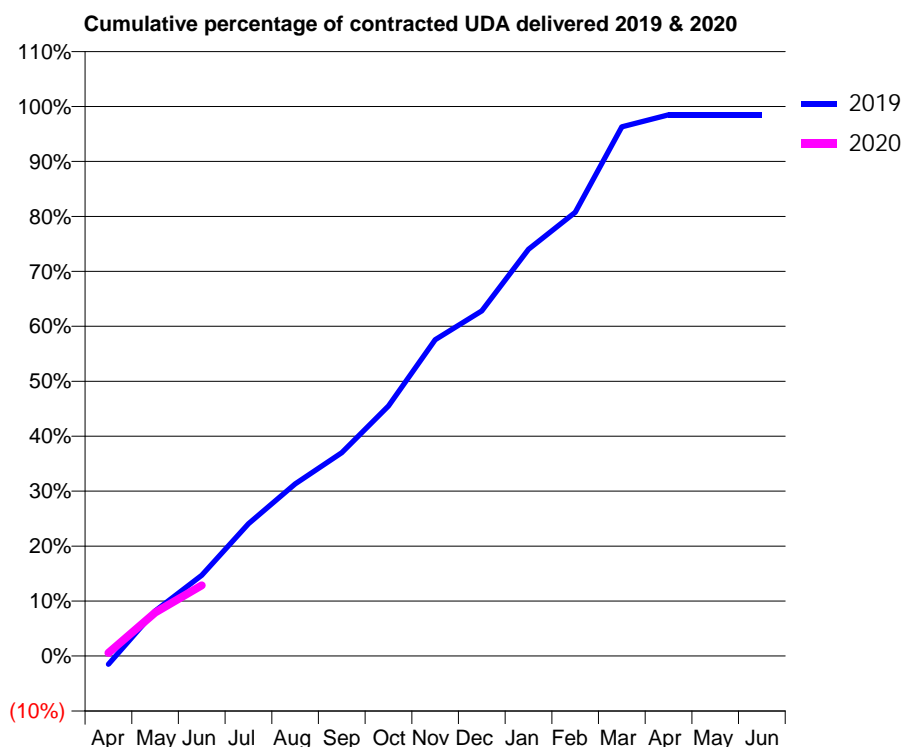
19/20 Contracted general activity (UDA)	1,455
Carry forward general activity (UDA)	0
19/20 Contracted orthodontic activity (UOA)	0
Carry forward orthodontic activity (UOA)	0
Baseline contract value	£46,134.15

ACCESS*

Patients seen in 24 months	Total	Change since previous quarter
Quarter ending June 2018	561	
Quarter ending September 2018	545	↓
Quarter ending December 2018	528	↓
Quarter ending March 2019	515	↓
Quarter ending June 2019	484	↓
Variance since June 2018	(13.7%)	↓



ACTIVITY



Month	Adjusted Scheduled Activity (UDA)	
	2019	2020
April	-22	8
May	119	115
June	214	187
July	350	
August	456	
September	538	
October	662	
November	838	
December	914	
January	1,077	
February	1,175	
March	1,401	
April	1,433	
May	1,433	
June	1,433	

QUALITY

	Quantity	Base Number	Contract	AT	Region	England
% of FP17s for the same patient ID Re-attending within 3 months - Children	14	85	16.5%	10.2%	11.9%	11.4%
% of FP17s for the same patient ID Re-attending within 3 months - Adults	11	46	23.9%	15.5%	17.2%	15.4%
% of FP17s for the same patient ID Re-attending between 3 & 9 months - Children	60	85	70.6%	50.1%	49.8%	59.8%
% of FP17s for the same patient ID Re-attending between 3 & 9 months - Adults	19	46	41.3%	39.4%	39.5%	52.1%
% of FP17s for Band 1 Urgent Courses	7	115	6.1%	10.5%	11.2%	9.2%
% of FP17s Relating to Free Repair or Replacements	0	115	0.0%	0.6%	0.5%	0.7%
% of FP17s Relating to Continuations	0	115	0.0%	0.8%	0.7%	0.8%
% of Patients satisfied with the dentistry they have received	0	0	N/A	91.0%	90.6%	93.4%
% of Patients satisfied with the time they had to wait for an appointment	0	0	N/A	87.1%	83.8%	87.6%

* This is based on patients treated on this contract for their most recent course of treatment. Figures in italics indicate the base number of FP17s or Patient Questionnaire responses are less than 100. N/A is shown where the base number of responses is less than 10 during the period. % is calculated as Quantity/Base number*100

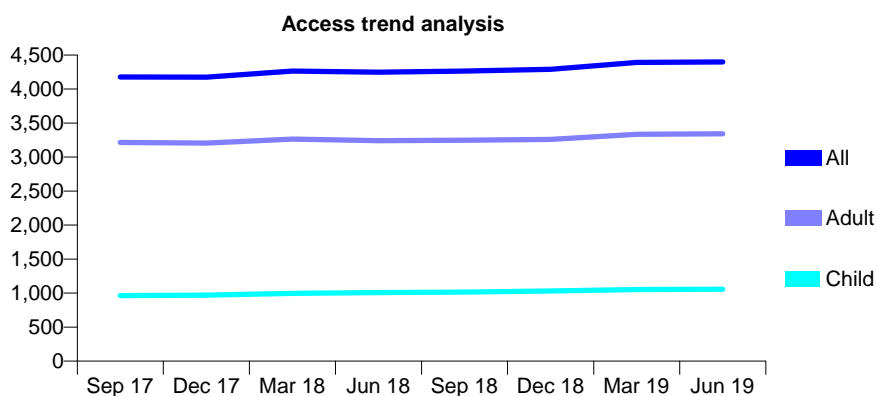
Q63 - Vital Signs At a Glance Contract Report for 730874/0001 - June 2019

Name or company name	MR GK OOI
Contract type name	GDS Contract
Purpose of contract	General
Contract start date	01/04/2006
Contract end date	

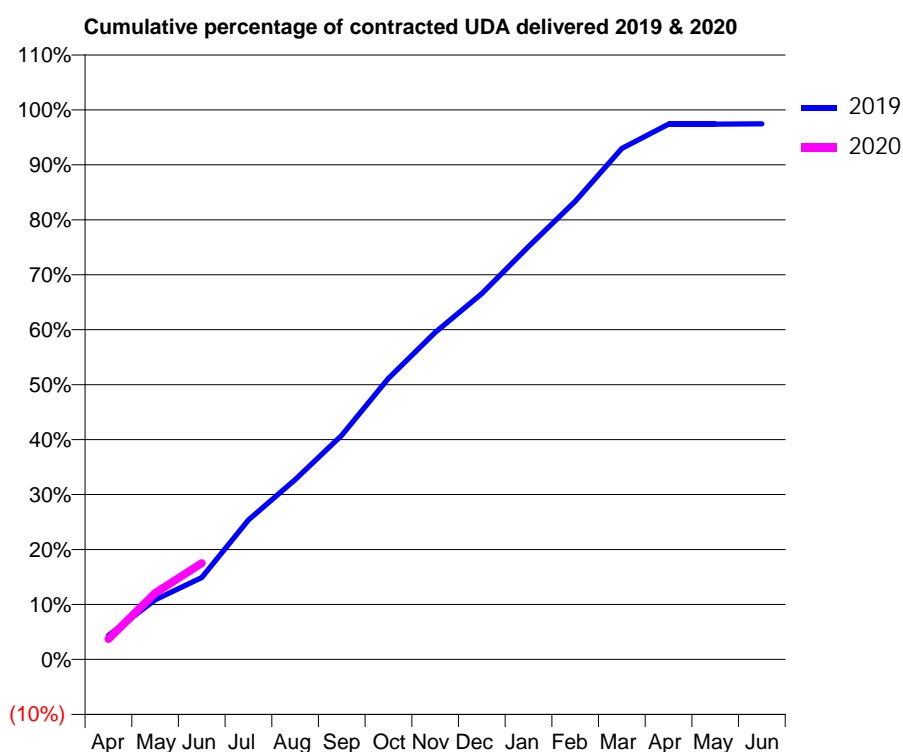
19/20 Contracted general activity (UDA)	12,108
Carry forward general activity (UDA)	0
19/20 Contracted orthodontic activity (UOA)	0
Carry forward orthodontic activity (UOA)	0
Baseline contract value	£416,007.44

ACCESS*

Patients seen in 24 months	Total	Change since previous quarter
Quarter ending June 2018	4,248	
Quarter ending September 2018	4,264	→
Quarter ending December 2018	4,292	→
Quarter ending March 2019	4,391	↑
Quarter ending June 2019	4,399	→
Variance since June 2018	3.6%	↑



ACTIVITY



Adjusted Scheduled Activity (UDA)		
Month	2019	2020
April	528	452
May	1,314	1,461
June	1,802	2,121
July	3,073	
August	3,962	
September	4,937	
October	6,194	
November	7,205	
December	8,058	
January	9,096	
February	10,093	
March	11,257	
April	11,792	
May	11,792	
June	11,801	

QUALITY

	Quantity	Base Number	Contract	AT	Region	England
% of FP17s for the same patient ID Re-attending within 3 months - Children	22	275	8.0%	10.2%	11.9%	11.4%
% of FP17s for the same patient ID Re-attending within 3 months - Adults	101	802	12.6%	15.5%	17.2%	15.4%
% of FP17s for the same patient ID Re-attending between 3 & 9 months - Children	111	275	40.4%	50.1%	49.8%	59.8%
% of FP17s for the same patient ID Re-attending between 3 & 9 months - Adults	312	802	38.9%	39.4%	39.5%	52.1%
% of FP17s for Band 1 Urgent Courses	79	891	8.9%	10.5%	11.2%	9.2%
% of FP17s Relating to Free Repair or Replacements	7	891	0.8%	0.6%	0.5%	0.7%
% of FP17s Relating to Continuations	17	891	1.9%	0.8%	0.7%	0.8%
% of Patients satisfied with the dentistry they have received	1	1	N/A	91.0%	90.6%	93.4%
% of Patients satisfied with the time they had to wait for an appointment	1	1	N/A	87.1%	83.8%	87.6%

* This is based on patients treated on this contract for their most recent course of treatment. Figures in italics indicate the base number of FP17s or Patient Questionnaire responses are less than 100. N/A is shown where the base number of responses is less than 10 during the period. % is calculated as Quantity/Base number*100

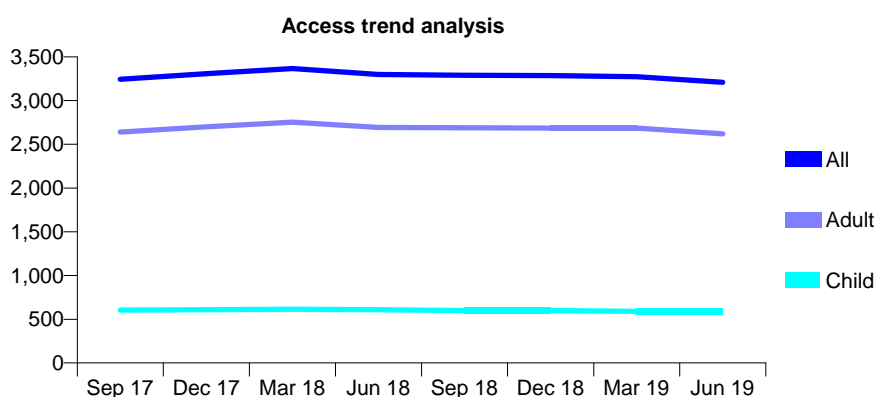
Q63 - Vital Signs At a Glance Contract Report for 730874/0002 - June 2019

Name or company name	MR GK OOI
Contract type name	GDS Contract
Purpose of contract	General
Contract start date	01/04/2006
Contract end date	

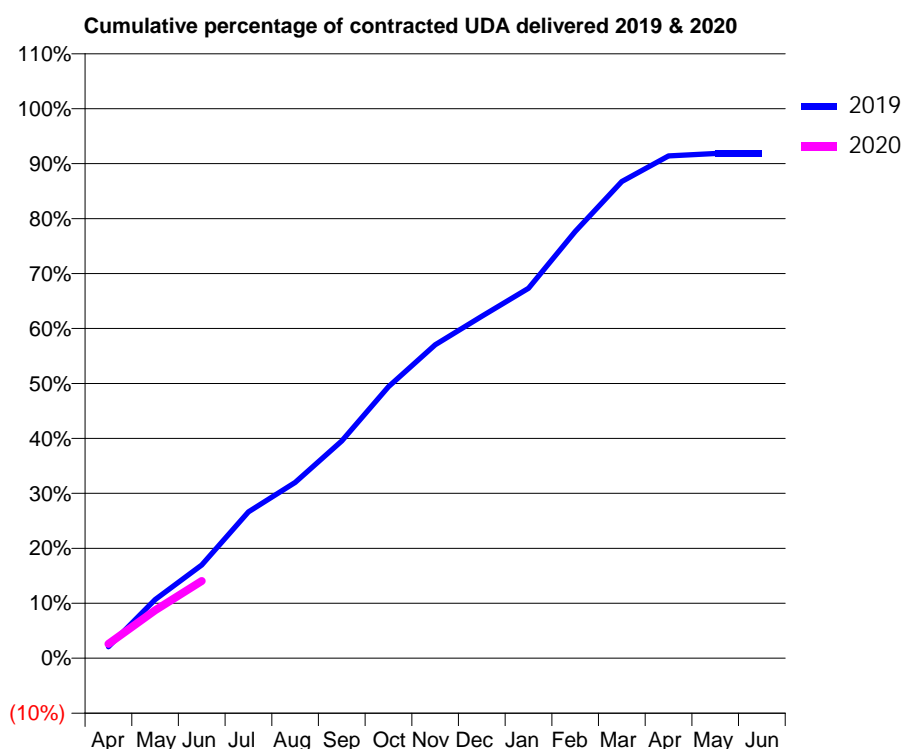
19/20 Contracted general activity (UDA)	12,740
Carry forward general activity (UDA)	0
19/20 Contracted orthodontic activity (UOA)	0
Carry forward orthodontic activity (UOA)	0
Baseline contract value	£464,218.56

ACCESS*

Patients seen in 24 months	Total	Change since previous quarter
Quarter ending June 2018	3,300	
Quarter ending September 2018	3,289	→
Quarter ending December 2018	3,285	→
Quarter ending March 2019	3,274	→
Quarter ending June 2019	3,209	↓
Variance since June 2018	(2.8%)	↓



ACTIVITY



Month	2019	2020
April	264	331
May	1,362	1,111
June	2,163	1,791
July	3,393	
August	4,076	
September	5,037	
October	6,293	
November	7,266	
December	7,925	
January	8,576	
February	9,896	
March	11,052	
April	11,644	
May	11,702	
June	11,700	

QUALITY

	Quantity	Base Number	Contract	AT	Region	England
% of FP17s for the same patient ID Re-attending within 3 months - Children	16	147	10.9%	10.2%	11.9%	11.4%
% of FP17s for the same patient ID Re-attending within 3 months - Adults	100	591	16.9%	15.5%	17.2%	15.4%
% of FP17s for the same patient ID Re-attending between 3 & 9 months - Children	46	147	31.3%	50.1%	49.8%	59.8%
% of FP17s for the same patient ID Re-attending between 3 & 9 months - Adults	183	591	31.0%	39.4%	39.5%	52.1%
% of FP17s for Band 1 Urgent Courses	143	583	24.5%	10.5%	11.2%	9.2%
% of FP17s Relating to Free Repair or Replacements	7	583	1.2%	0.6%	0.5%	0.7%
% of FP17s Relating to Continuations	12	583	2.1%	0.8%	0.7%	0.8%
% of Patients satisfied with the dentistry they have received	0	0	N/A	91.0%	90.6%	93.4%
% of Patients satisfied with the time they had to wait for an appointment	0	0	N/A	87.1%	83.8%	87.6%

* This is based on patients treated on this contract for their most recent course of treatment.

Figures in italics indicate the base number of FP17s or Patient Questionnaire responses are less than 100. N/A is shown where the base number of responses is less than 10 during the period. % is calculated as Quantity/Base number*100

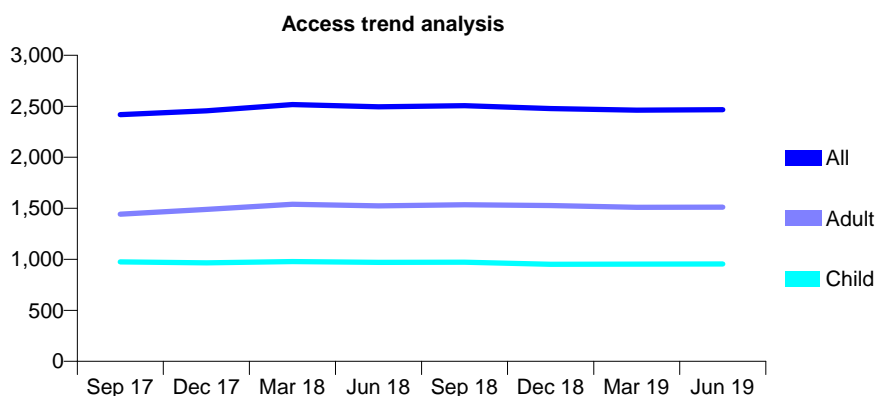
Q63 - Vital Signs At a Glance Contract Report for 731196/0001 - June 2019

Name or company name	MISS EA DIGHE
Contract type name	GDS Contract
Purpose of contract	General
Contract start date	01/04/2006
Contract end date	

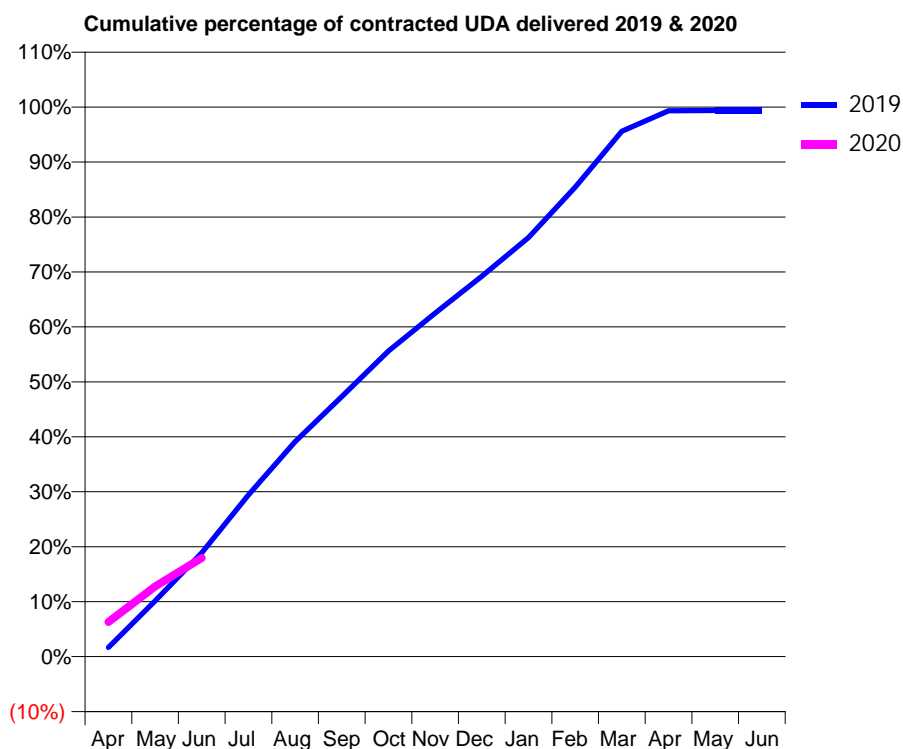
19/20 Contracted general activity (UDA)	7,341
Carry forward general activity (UDA)	0
19/20 Contracted orthodontic activity (UOA)	0
Carry forward orthodontic activity (UOA)	0
Baseline contract value	£302,477.56

ACCESS*

Patients seen in 24 months	Total	Change since previous quarter
Quarter ending June 2018	2,495	
Quarter ending September 2018	2,507	→
Quarter ending December 2018	2,478	↓
Quarter ending March 2019	2,462	→
Quarter ending June 2019	2,467	→
Variance since June 2018	(1.1%)	↓



ACTIVITY



Month	Adjusted Scheduled Activity (UDA)	
	2019	2020
April	123	461
May	745	938
June	1,386	1,319
July	2,159	
August	2,873	
September	3,472	
October	4,082	
November	4,588	
December	5,082	
January	5,598	
February	6,271	
March	7,018	
April	7,291	
May	7,296	
June	7,296	

QUALITY

	Quantity	Base Number	Contract	AT	Region	England
% of FP17s for the same patient ID Re-attending within 3 months - Children	9	309	2.9%	10.2%	11.9%	11.4%
% of FP17s for the same patient ID Re-attending within 3 months - Adults	41	377	10.9%	15.5%	17.2%	15.4%
% of FP17s for the same patient ID Re-attending between 3 & 9 months - Children	163	309	52.8%	50.1%	49.8%	59.8%
% of FP17s for the same patient ID Re-attending between 3 & 9 months - Adults	196	377	52.0%	39.4%	39.5%	52.1%
% of FP17s for Band 1 Urgent Courses	45	584	7.7%	10.5%	11.2%	9.2%
% of FP17s Relating to Free Repair or Replacements	0	584	0.0%	0.6%	0.5%	0.7%
% of FP17s Relating to Continuations	6	584	1.0%	0.8%	0.7%	0.8%
% of Patients satisfied with the dentistry they have received	1	1	N/A	91.0%	90.6%	93.4%
% of Patients satisfied with the time they had to wait for an appointment	1	1	N/A	87.1%	83.8%	87.6%

* This is based on patients treated on this contract for their most recent course of treatment. Figures in italics indicate the base number of FP17s or Patient Questionnaire responses are less than 100. N/A is shown where the base number of responses is less than 10 during the period. % is calculated as Quantity/Base number*100

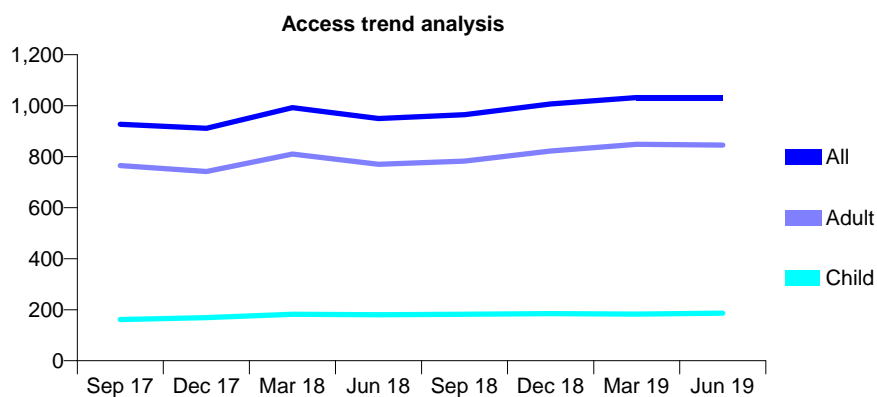
Q63 - Vital Signs At a Glance Contract Report for 732036/0001 - June 2019

Name or company name	MR YK HO
Contract type name	GDS Contract
Purpose of contract	General
Contract start date	01/04/2006
Contract end date	

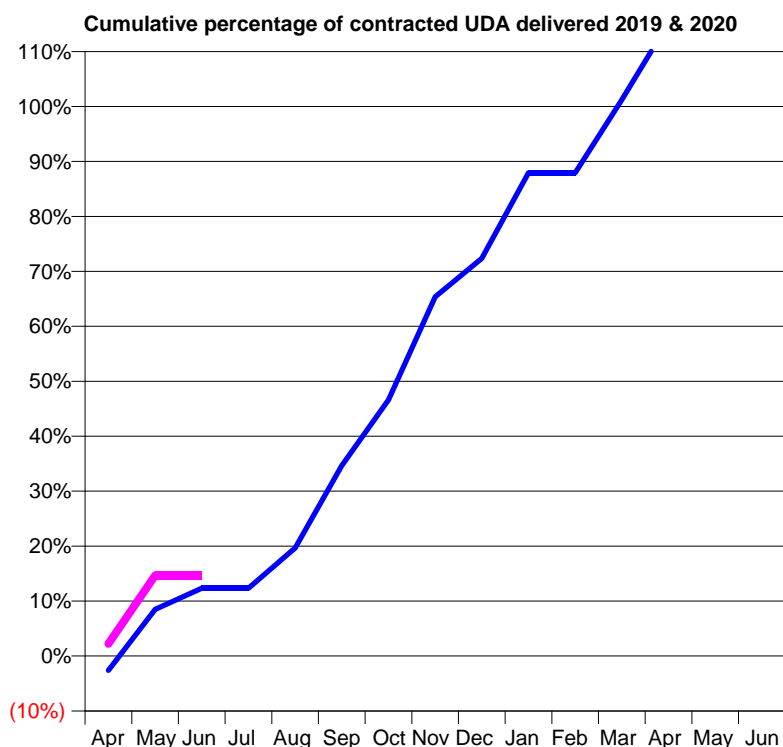
19/20 Contracted general activity (UDA)	1,288
Carry forward general activity (UDA)	0
19/20 Contracted orthodontic activity (UOA)	0
Carry forward orthodontic activity (UOA)	0
Baseline contract value	£36,565.63

ACCESS*

Patients seen in 24 months	Total	Change since previous quarter
Quarter ending June 2018	950	
Quarter ending September 2018	965	→
Quarter ending December 2018	1,007	↑
Quarter ending March 2019	1,032	↑
Quarter ending June 2019	1,032	→
Variance since June 2018	8.6%	↑



ACTIVITY



Month	Adjusted Scheduled Activity (UDA)	
	2019	2020
April	-34	29
May	110	189
June	159	189
July	159	
August	253	
September	446	
October	600	
November	842	
December	932	
January	1,133	
February	1,133	
March	1,303	
April	1,484	
May	1,484	
June	1,484	

QUALITY

	Quantity	Base Number	Contract	AT	Region	England
% of FP17s for the same patient ID Re-attending within 3 months - Children	1	27	3.7%	10.2%	11.9%	11.4%
% of FP17s for the same patient ID Re-attending within 3 months - Adults	8	143	5.6%	15.5%	17.2%	15.4%
% of FP17s for the same patient ID Re-attending between 3 & 9 months - Children	7	27	25.9%	50.1%	49.8%	59.8%
% of FP17s for the same patient ID Re-attending between 3 & 9 months - Adults	20	143	14.0%	39.4%	39.5%	52.1%
% of FP17s for Band 1 Urgent Courses	19	95	20.0%	10.5%	11.2%	9.2%
% of FP17s Relating to Free Repair or Replacements	0	95	0.0%	0.6%	0.5%	0.7%
% of FP17s Relating to Continuations	0	95	0.0%	0.8%	0.7%	0.8%
% of Patients satisfied with the dentistry they have received	0	1	N/A	91.0%	90.6%	93.4%
% of Patients satisfied with the time they had to wait for an appointment	1	1	N/A	87.1%	83.8%	87.6%

* This is based on patients treated on this contract for their most recent course of treatment. Figures in italics indicate the base number of FP17s or Patient Questionnaire responses are less than 100. N/A is shown where the base number of responses is less than 10 during the period. % is calculated as Quantity/Base number*100

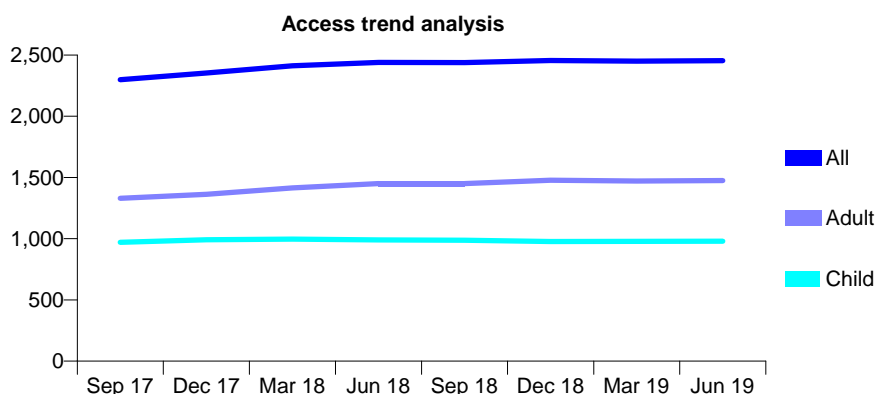
Q63 - Vital Signs At a Glance Contract Report for 735841/0001 - June 2019

Name or company name	Miss Yanika Amin
Contract type name	GDS Contract
Purpose of contract	General
Contract start date	01/04/2006
Contract end date	

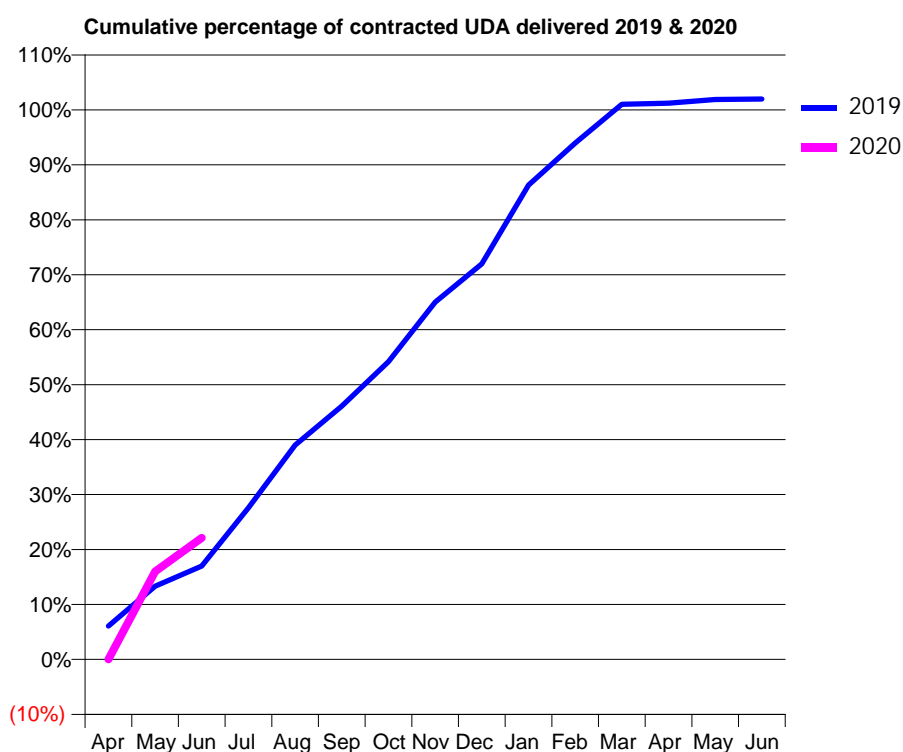
19/20 Contracted general activity (UDA)	4,000
Carry forward general activity (UDA)	0
19/20 Contracted orthodontic activity (UOA)	0
Carry forward orthodontic activity (UOA)	0
Baseline contract value	£91,910.93

ACCESS*

Patients seen in 24 months	Total	Change since previous quarter
Quarter ending June 2018	2,440	
Quarter ending September 2018	2,438	→
Quarter ending December 2018	2,456	→
Quarter ending March 2019	2,450	→
Quarter ending June 2019	2,455	→
Variance since June 2018	0.6%	→



ACTIVITY



Month	Adjusted Scheduled Activity (UDA)	
	2019	2020
April	243	0
May	533	640
June	680	885
July	1,105	
August	1,561	
September	1,843	
October	2,167	
November	2,601	
December	2,880	
January	3,452	
February	3,758	
March	4,041	
April	4,048	
May	4,075	
June	4,079	

QUALITY

	Quantity	Base Number	Contract	AT	Region	England
% of FP17s for the same patient ID Re-attending within 3 months - Children	29	431	6.7%	10.2%	11.9%	11.4%
% of FP17s for the same patient ID Re-attending within 3 months - Adults	61	536	11.4%	15.5%	17.2%	15.4%
% of FP17s for the same patient ID Re-attending between 3 & 9 months - Children	324	431	75.2%	50.1%	49.8%	59.8%
% of FP17s for the same patient ID Re-attending between 3 & 9 months - Adults	366	536	68.3%	39.4%	39.5%	52.1%
% of FP17s for Band 1 Urgent Courses	29	649	4.5%	10.5%	11.2%	9.2%
% of FP17s Relating to Free Repair or Replacements	1	649	0.2%	0.6%	0.5%	0.7%
% of FP17s Relating to Continuations	2	649	0.3%	0.8%	0.7%	0.8%
% of Patients satisfied with the dentistry they have received	1	1	N/A	91.0%	90.6%	93.4%
% of Patients satisfied with the time they had to wait for an appointment	1	1	N/A	87.1%	83.8%	87.6%

* This is based on patients treated on this contract for their most recent course of treatment. Figures in italics indicate the base number of FP17s or Patient Questionnaire responses are less than 100. N/A is shown where the base number of responses is less than 10 during the period. % is calculated as Quantity/Base number*100

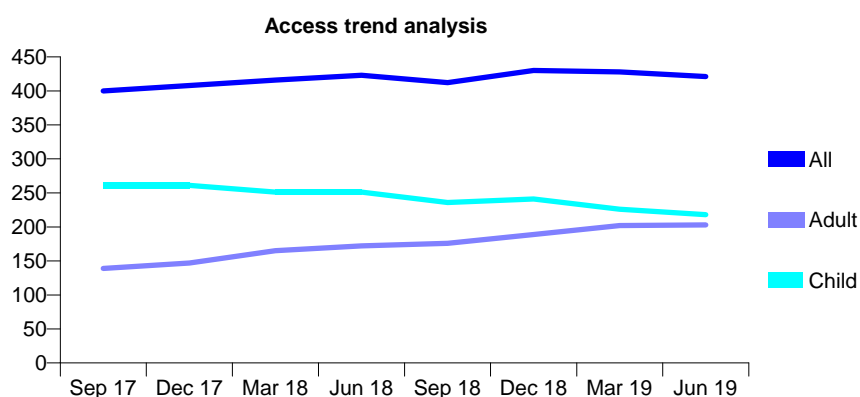
Q63 - Vital Signs At a Glance Contract Report for 736856/0001 - June 2019

Name or company name	MR JM METCALF
Contract type name	GDS Contract
Purpose of contract	General
Contract start date	01/04/2006
Contract end date	

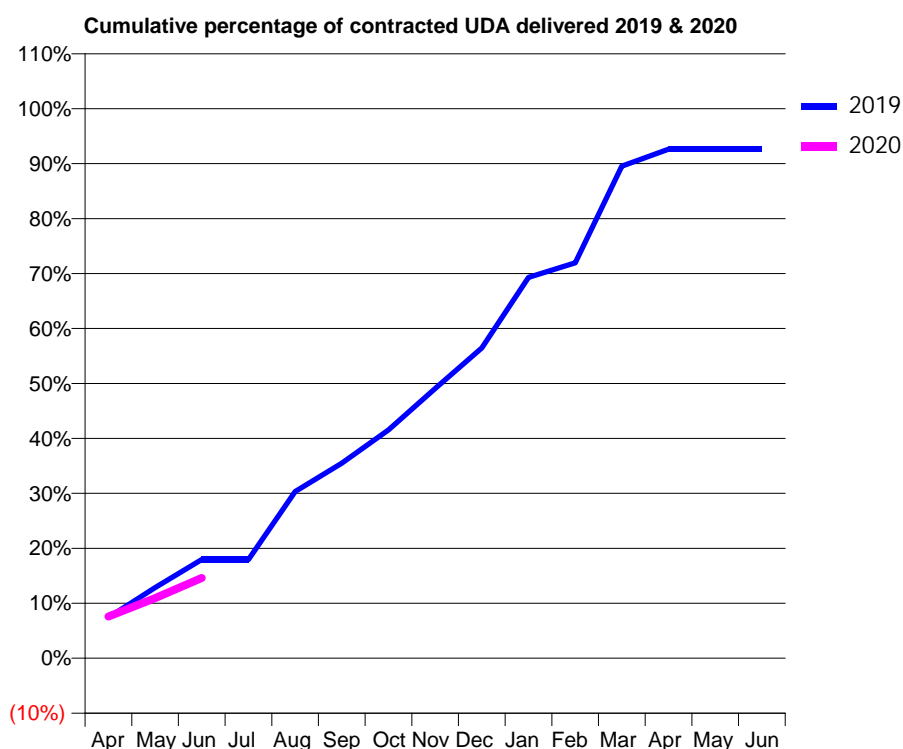
19/20 Contracted general activity (UDA)	1,200
Carry forward general activity (UDA)	0
19/20 Contracted orthodontic activity (UOA)	0
Carry forward orthodontic activity (UOA)	0
Baseline contract value	£33,920.53

ACCESS*

Patients seen in 24 months	Total	Change since previous quarter
Quarter ending June 2018	423	
Quarter ending September 2018	412	↓
Quarter ending December 2018	430	↑
Quarter ending March 2019	428	→
Quarter ending June 2019	421	↓
Variance since June 2018	(0.5%)	→



ACTIVITY



Month	2019	2020
April	89	91
May	154	131
June	215	175
July	215	
August	364	
September	426	
October	499	
November	589	
December	677	
January	831	
February	863	
March	1,074	
April	1,111	
May	1,111	
June	1,111	

QUALITY

	Quantity	Base Number	Contract	AT	Region	England
% of FP17s for the same patient ID Re-attending within 3 months - Children	2	68	2.9%	10.2%	11.9%	11.4%
% of FP17s for the same patient ID Re-attending within 3 months - Adults	3	29	10.3%	15.5%	17.2%	15.4%
% of FP17s for the same patient ID Re-attending between 3 & 9 months - Children	19	68	27.9%	50.1%	49.8%	59.8%
% of FP17s for the same patient ID Re-attending between 3 & 9 months - Adults	10	29	34.5%	39.4%	39.5%	52.1%
% of FP17s for Band 1 Urgent Courses	2	85	2.4%	10.5%	11.2%	9.2%
% of FP17s Relating to Free Repair or Replacements	0	85	0.0%	0.6%	0.5%	0.7%
% of FP17s Relating to Continuations	0	85	0.0%	0.8%	0.7%	0.8%
% of Patients satisfied with the dentistry they have received	0	0	N/A	91.0%	90.6%	93.4%
% of Patients satisfied with the time they had to wait for an appointment	0	0	N/A	87.1%	83.8%	87.6%

* This is based on patients treated on this contract for their most recent course of treatment.

Figures in italics indicate the base number of FP17s or Patient Questionnaire responses are less than 100. N/A is shown where the base number of responses is less than 10 during the period. % is calculated as Quantity/Base number*100

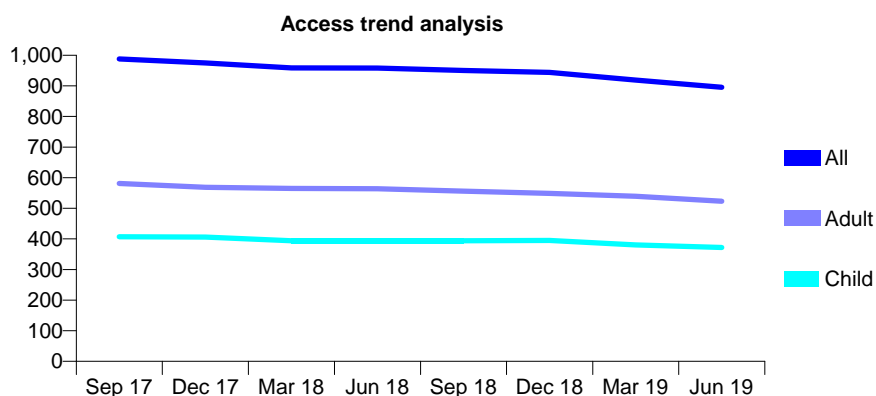
Q63 - Vital Signs At a Glance Contract Report for 739952/0001 - June 2019

Name or company name	MR JM CLARKE
Contract type name	GDS Contract
Purpose of contract	General
Contract start date	01/04/2006
Contract end date	

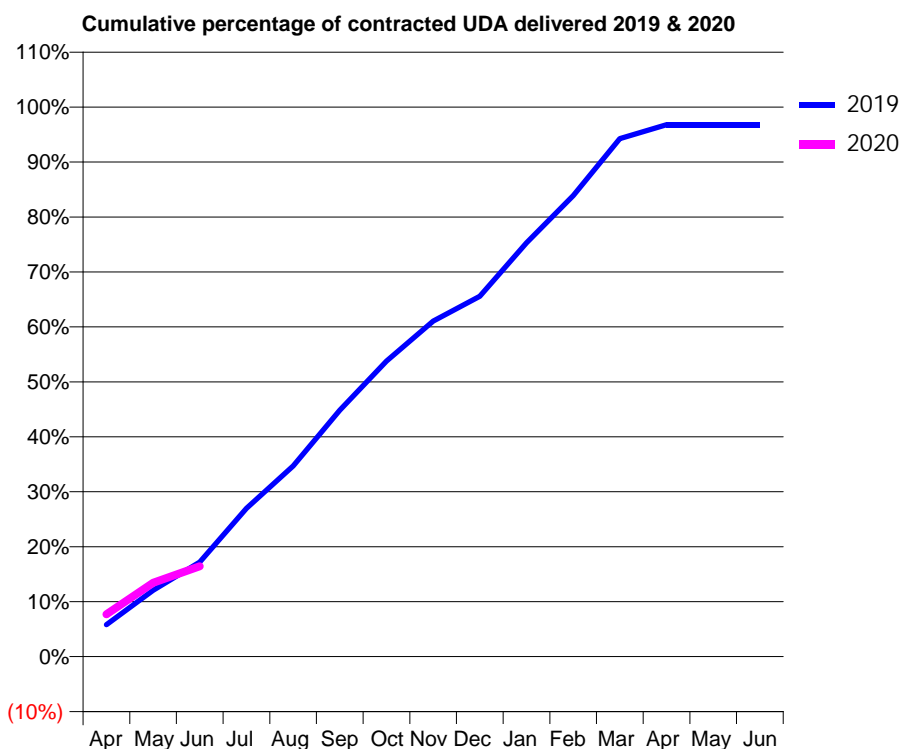
19/20 Contracted general activity (UDA)	3,136
Carry forward general activity (UDA)	0
19/20 Contracted orthodontic activity (UOA)	0
Carry forward orthodontic activity (UOA)	0
Baseline contract value	£85,428.21

ACCESS*

Patients seen in 24 months	Total	Change since previous quarter
Quarter ending June 2018	958	
Quarter ending September 2018	950	→
Quarter ending December 2018	944	→
Quarter ending March 2019	919	↓
Quarter ending June 2019	895	↓
Variance since June 2018	(6.6%)	↓



ACTIVITY



Month	Adjusted Scheduled Activity (UDA)	
	2019	2020
April	182	242
May	379	422
June	539	516
July	847	
August	1,088	
September	1,406	
October	1,686	
November	1,914	
December	2,057	
January	2,361	
February	2,631	
March	2,956	
April	3,035	
May	3,035	
June	3,035	

QUALITY

	Quantity	Base Number	Contract	AT	Region	England
% of FP17s for the same patient ID Re-attending within 3 months - Children	6	129	4.7%	10.2%	11.9%	11.4%
% of FP17s for the same patient ID Re-attending within 3 months - Adults	26	158	16.5%	15.5%	17.2%	15.4%
% of FP17s for the same patient ID Re-attending between 3 & 9 months - Children	97	129	75.2%	50.1%	49.8%	59.8%
% of FP17s for the same patient ID Re-attending between 3 & 9 months - Adults	86	158	54.4%	39.4%	39.5%	52.1%
% of FP17s for Band 1 Urgent Courses	9	251	3.6%	10.5%	11.2%	9.2%
% of FP17s Relating to Free Repair or Replacements	2	251	0.8%	0.6%	0.5%	0.7%
% of FP17s Relating to Continuations	0	251	0.0%	0.8%	0.7%	0.8%
% of Patients satisfied with the dentistry they have received	0	0	N/A	91.0%	90.6%	93.4%
% of Patients satisfied with the time they had to wait for an appointment	0	0	N/A	87.1%	83.8%	87.6%

* This is based on patients treated on this contract for their most recent course of treatment. Figures in italics indicate the base number of FP17s or Patient Questionnaire responses are less than 100. N/A is shown where the base number of responses is less than 10 during the period. % is calculated as Quantity/Base number*100

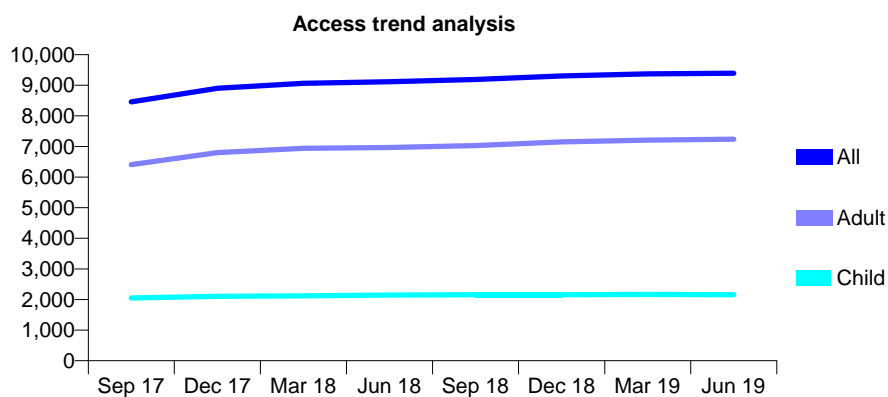
Q63 - Vital Signs At a Glance Contract Report for 740373/0001 - June 2019

Name or company name	MR J PATEL
Contract type name	Pilot Contract
Purpose of contract	General
Contract start date	01/04/2006
Contract end date	

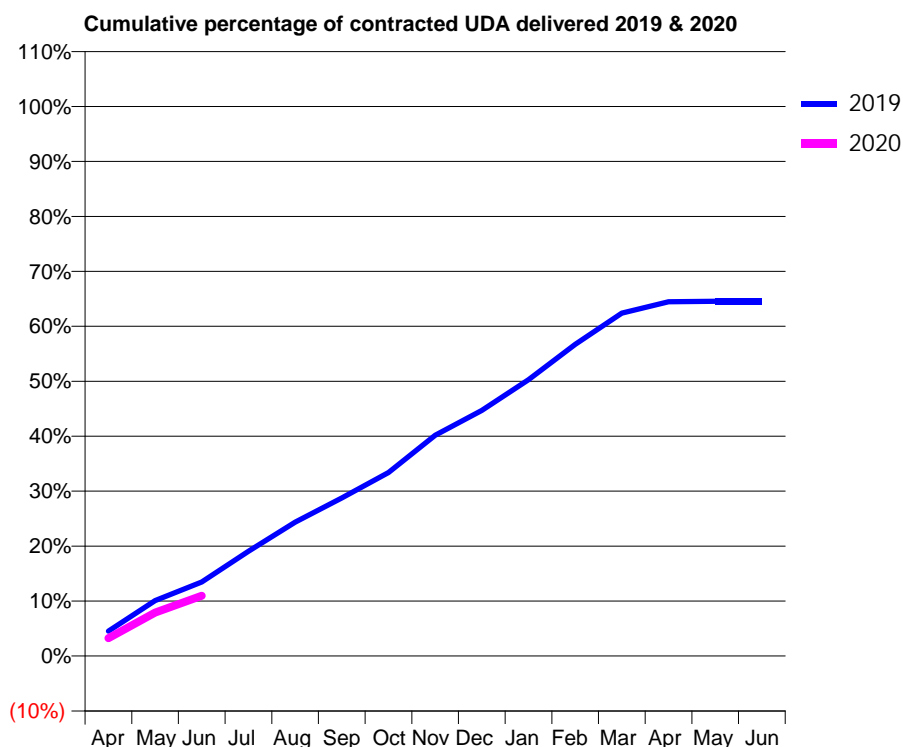
19/20 Contracted general activity (UDA)	32,742
Carry forward general activity (UDA)	0
19/20 Contracted orthodontic activity (UOA)	0
Carry forward orthodontic activity (UOA)	0
Baseline contract value	£1,122,590.16

ACCESS*

Patients seen in 24 months	Total	Change since previous quarter
Quarter ending June 2018	9,117	
Quarter ending September 2018	9,186	→
Quarter ending December 2018	9,306	→
Quarter ending March 2019	9,376	→
Quarter ending June 2019	9,393	→
Variance since June 2018	3.0%	↑



ACTIVITY



Month	Adjusted Scheduled Activity (UDA)	
	2019	2020
April	1,483	1,072
May	3,300	2,594
June	4,415	3,586
July	6,243	
August	7,980	
September	9,416	
October	10,927	
November	13,155	
December	14,631	
January	16,456	
February	18,570	
March	20,435	
April	21,108	
May	21,137	
June	21,130	

QUALITY

	Quantity	Base Number	Contract	AT	Region	England
% of FP17s for the same patient ID Re-attending within 3 months - Children	30	472	6.4%	10.2%	11.9%	11.4%
% of FP17s for the same patient ID Re-attending within 3 months - Adults	198	1,562	12.7%	15.5%	17.2%	15.4%
% of FP17s for the same patient ID Re-attending between 3 & 9 months - Children	172	472	36.4%	50.1%	49.8%	59.8%
% of FP17s for the same patient ID Re-attending between 3 & 9 months - Adults	374	1,562	23.9%	39.4%	39.5%	52.1%
% of FP17s for Band 1 Urgent Courses	124	1,327	9.3%	10.5%	11.2%	9.2%
% of FP17s Relating to Free Repair or Replacements	0	1,327	0.0%	0.6%	0.5%	0.7%
% of FP17s Relating to Continuations	17	1,327	1.3%	0.8%	0.7%	0.8%
% of Patients satisfied with the dentistry they have received	1	1	N/A	91.0%	90.6%	93.4%
% of Patients satisfied with the time they had to wait for an appointment	1	1	N/A	87.1%	83.8%	87.6%

* This is based on patients treated on this contract for their most recent course of treatment. Figures in italics indicate the base number of FP17s or Patient Questionnaire responses are less than 100. N/A is shown where the base number of responses is less than 10 during the period. % is calculated as Quantity/Base number*100

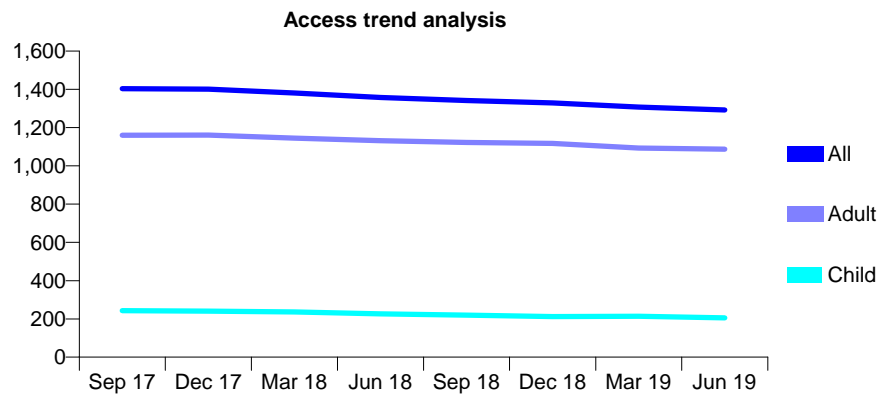
Q63 - Vital Signs At a Glance Contract Report for 740438/0001 - June 2019

Name or company name	MR K SINGH
Contract type name	GDS Contract
Purpose of contract	General
Contract start date	01/04/2006
Contract end date	

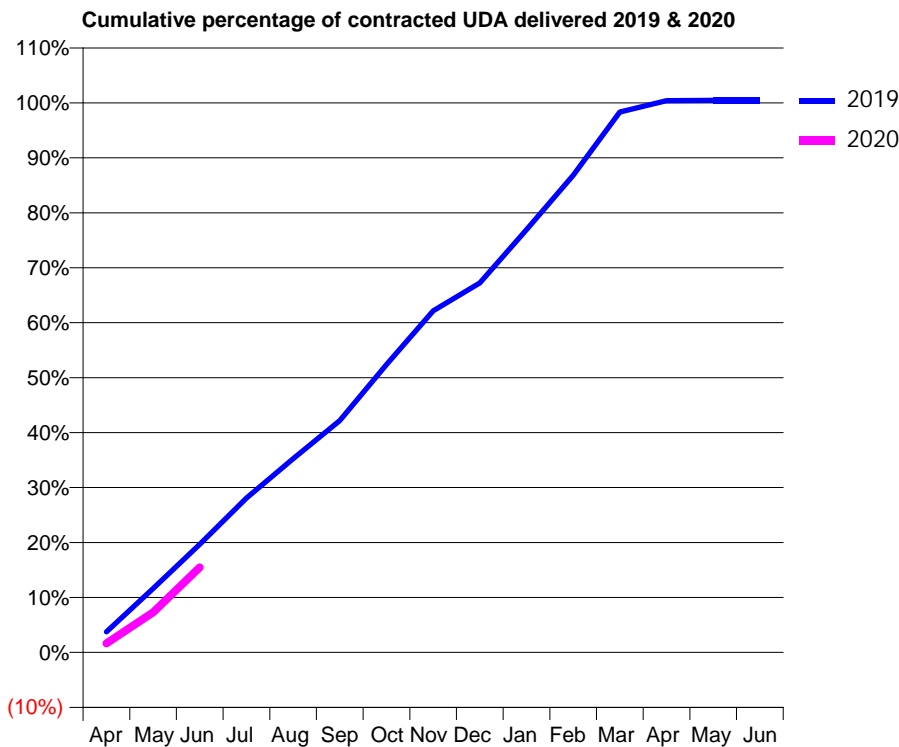
19/20 Contracted general activity (UDA)	7,307
Carry forward general activity (UDA)	0
19/20 Contracted orthodontic activity (UOA)	0
Carry forward orthodontic activity (UOA)	0
Baseline contract value	£185,252.80

ACCESS*

Patients seen in 24 months	Total	Change since previous quarter
Quarter ending June 2018	1,358	
Quarter ending September 2018	1,342	↓
Quarter ending December 2018	1,329	→
Quarter ending March 2019	1,307	↓
Quarter ending June 2019	1,292	↓
Variance since June 2018	(4.9%)	↓



ACTIVITY



Month	2019	2020
April	273	121
May	850	533
June	1,437	1,130
July	2,052	
August	2,576	
September	3,082	
October	3,827	
November	4,542	
December	4,912	
January	5,623	
February	6,345	
March	7,185	
April	7,337	
May	7,340	
June	7,340	

QUALITY

	Quantity	Base Number	Contract	AT	Region	England
% of FP17s for the same patient ID Re-attending within 3 months - Children	2	73	2.7%	10.2%	11.9%	11.4%
% of FP17s for the same patient ID Re-attending within 3 months - Adults	59	374	15.8%	15.5%	17.2%	15.4%
% of FP17s for the same patient ID Re-attending between 3 & 9 months - Children	60	73	82.2%	50.1%	49.8%	59.8%
% of FP17s for the same patient ID Re-attending between 3 & 9 months - Adults	272	374	72.7%	39.4%	39.5%	52.1%
% of FP17s for Band 1 Urgent Courses	18	381	4.7%	10.5%	11.2%	9.2%
% of FP17s Relating to Free Repair or Replacements	14	381	3.7%	0.6%	0.5%	0.7%
% of FP17s Relating to Continuations	15	381	3.9%	0.8%	0.7%	0.8%
% of Patients satisfied with the dentistry they have received	0	0	N/A	91.0%	90.6%	93.4%
% of Patients satisfied with the time they had to wait for an appointment	0	0	N/A	87.1%	83.8%	87.6%

* This is based on patients treated on this contract for their most recent course of treatment. Figures in italics indicate the base number of FP17s or Patient Questionnaire responses are less than 100. N/A is shown where the base number of responses is less than 10 during the period. % is calculated as Quantity/Base number*100

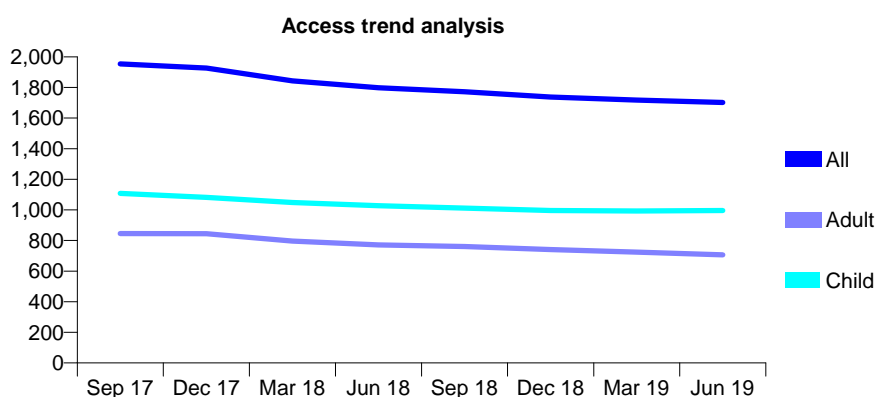
Q63 - Vital Signs At a Glance Contract Report for 741299/0002 - June 2019

Name or company name	MISS DH QUIGLEY
Contract type name	GDS Contract
Purpose of contract	General
Contract start date	01/04/2006
Contract end date	

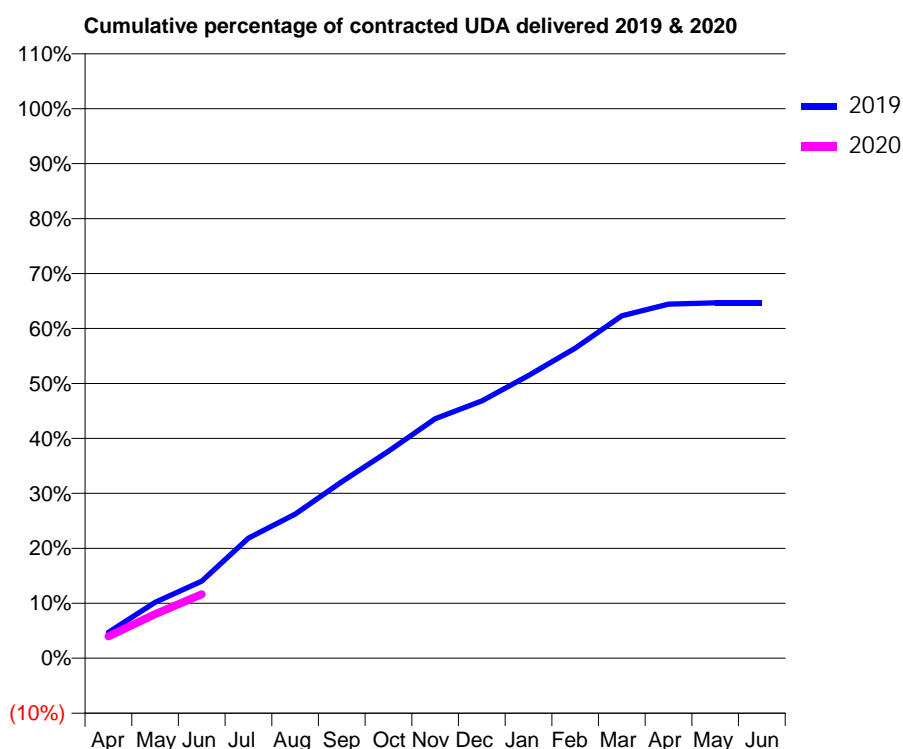
19/20 Contracted general activity (UDA)	6,000
Carry forward general activity (UDA)	0
19/20 Contracted orthodontic activity (UOA)	0
Carry forward orthodontic activity (UOA)	0
Baseline contract value	£161,903.34

ACCESS*

Patients seen in 24 months	Total	Change since previous quarter
Quarter ending June 2018	1,798	
Quarter ending September 2018	1,772	↓
Quarter ending December 2018	1,737	↓
Quarter ending March 2019	1,718	↓
Quarter ending June 2019	1,702	→
Variance since June 2018	(5.3%)	↓



ACTIVITY



Month	2019	2020
April	282	240
May	611	481
June	841	698
July	1,311	
August	1,573	
September	1,927	
October	2,261	
November	2,616	
December	2,809	
January	3,086	
February	3,387	
March	3,739	
April	3,866	
May	3,879	
June	3,879	

QUALITY

	Quantity	Base Number	Contract	AT	Region	England
% of FP17s for the same patient ID Re-attending within 3 months - Children	25	297	8.4%	10.2%	11.9%	11.4%
% of FP17s for the same patient ID Re-attending within 3 months - Adults	33	185	17.8%	15.5%	17.2%	15.4%
% of FP17s for the same patient ID Re-attending between 3 & 9 months - Children	155	297	52.2%	50.1%	49.8%	59.8%
% of FP17s for the same patient ID Re-attending between 3 & 9 months - Adults	83	185	44.9%	39.4%	39.5%	52.1%
% of FP17s for Band 1 Urgent Courses	63	426	14.8%	10.5%	11.2%	9.2%
% of FP17s Relating to Free Repair or Replacements	0	426	0.0%	0.6%	0.5%	0.7%
% of FP17s Relating to Continuations	1	426	0.2%	0.8%	0.7%	0.8%
% of Patients satisfied with the dentistry they have received	0	0	N/A	91.0%	90.6%	93.4%
% of Patients satisfied with the time they had to wait for an appointment	0	0	N/A	87.1%	83.8%	87.6%

* This is based on patients treated on this contract for their most recent course of treatment.

Figures in italics indicate the base number of FP17s or Patient Questionnaire responses are less than 100. N/A is shown where the base number of responses is less than 10 during the period. % is calculated as Quantity/Base number*100

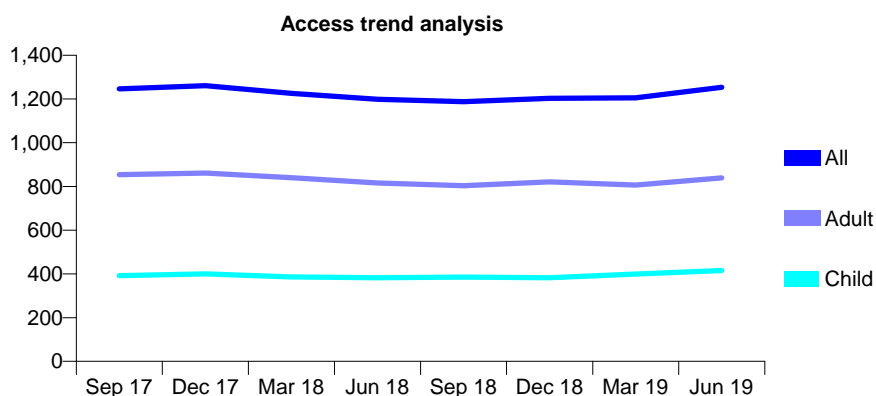
Q63 - Vital Signs At a Glance Contract Report for 742066/0001 - June 2019

Name or company name	MISS S GAJREE
Contract type name	GDS Contract
Purpose of contract	General
Contract start date	01/04/2006
Contract end date	

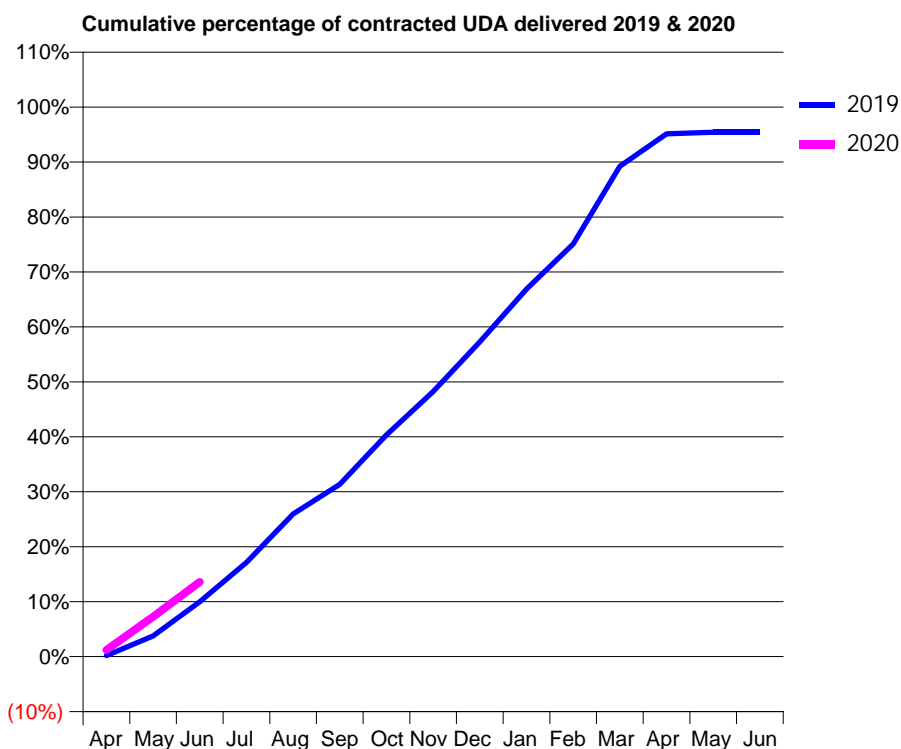
19/20 Contracted general activity (UDA)	4,621
Carry forward general activity (UDA)	0
19/20 Contracted orthodontic activity (UOA)	0
Carry forward orthodontic activity (UOA)	0
Baseline contract value	£137,512.08

ACCESS*

Patients seen in 24 months	Total	Change since previous quarter
Quarter ending June 2018	1,199	
Quarter ending September 2018	1,188	→
Quarter ending December 2018	1,203	→
Quarter ending March 2019	1,205	→
Quarter ending June 2019	1,254	↑
Variance since June 2018	4.6%	↑



ACTIVITY



Month	Adjusted Scheduled Activity (UDA)	
	2019	2020
April	10	56
May	174	336
June	462	627
July	793	
August	1,201	
September	1,450	
October	1,865	
November	2,228	
December	2,647	
January	3,091	
February	3,471	
March	4,122	
April	4,397	
May	4,409	
June	4,410	

QUALITY

	Quantity	Base Number	Contract	AT	Region	England
% of FP17s for the same patient ID Re-attending within 3 months - Children	6	102	5.9%	10.2%	11.9%	11.4%
% of FP17s for the same patient ID Re-attending within 3 months - Adults	52	225	23.1%	15.5%	17.2%	15.4%
% of FP17s for the same patient ID Re-attending between 3 & 9 months - Children	49	102	48.0%	50.1%	49.8%	59.8%
% of FP17s for the same patient ID Re-attending between 3 & 9 months - Adults	88	225	39.1%	39.4%	39.5%	52.1%
% of FP17s for Band 1 Urgent Courses	42	241	17.4%	10.5%	11.2%	9.2%
% of FP17s Relating to Free Repair or Replacements	0	241	0.0%	0.6%	0.5%	0.7%
% of FP17s Relating to Continuations	1	241	0.4%	0.8%	0.7%	0.8%
% of Patients satisfied with the dentistry they have received	0	0	N/A	91.0%	90.6%	93.4%
% of Patients satisfied with the time they had to wait for an appointment	0	0	N/A	87.1%	83.8%	87.6%

* This is based on patients treated on this contract for their most recent course of treatment. Figures in italics indicate the base number of FP17s or Patient Questionnaire responses are less than 100. N/A is shown where the base number of responses is less than 10 during the period. % is calculated as Quantity/Base number*100

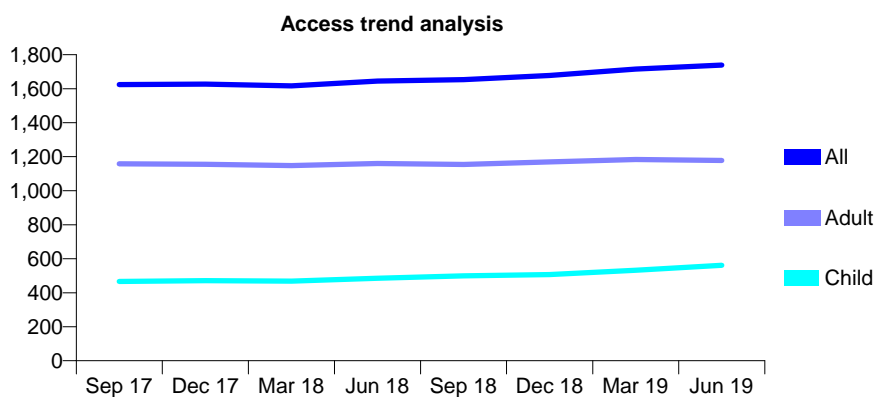
Q63 - Vital Signs At a Glance Contract Report for 745022/0001 - June 2019

Name or company name	MR NH DOUGLAS
Contract type name	GDS Contract
Purpose of contract	General
Contract start date	01/04/2006
Contract end date	

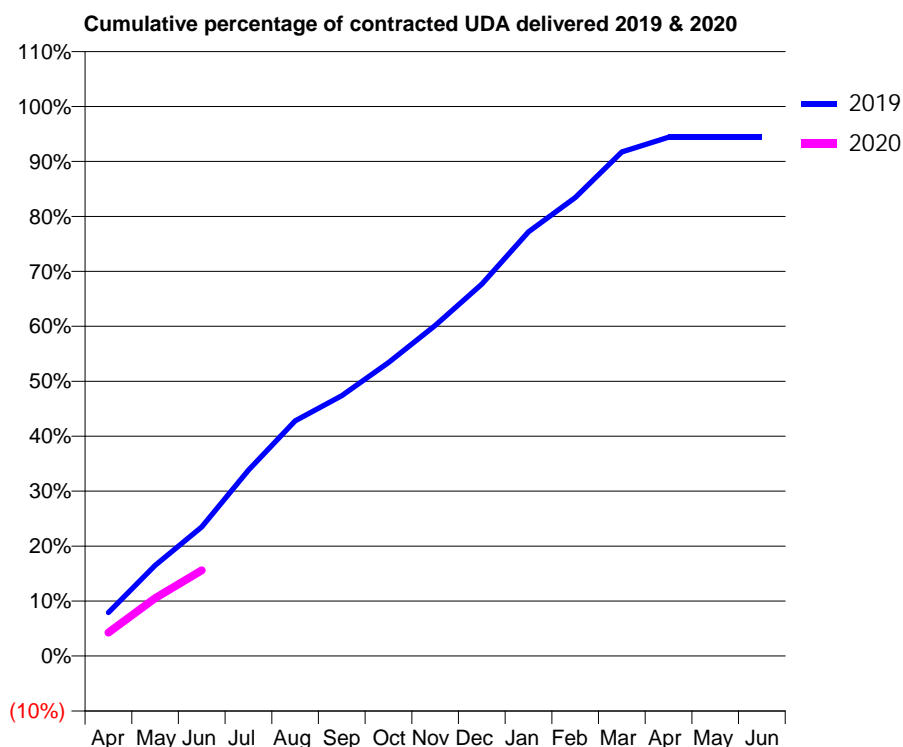
19/20 Contracted general activity (UDA)	5,200
Carry forward general activity (UDA)	0
19/20 Contracted orthodontic activity (UOA)	0
Carry forward orthodontic activity (UOA)	0
Baseline contract value	£125,106.49

ACCESS*

Patients seen in 24 months	Total	Change since previous quarter
Quarter ending June 2018	1,645	
Quarter ending September 2018	1,653	→
Quarter ending December 2018	1,677	→
Quarter ending March 2019	1,715	↑
Quarter ending June 2019	1,739	→
Variance since June 2018	5.7%	↑



ACTIVITY



Month	Adjusted Scheduled Activity (UDA)	
	2019	2020
April	412	221
May	858	547
June	1,221	810
July	1,759	
August	2,225	
September	2,462	
October	2,777	
November	3,128	
December	3,518	
January	4,014	
February	4,337	
March	4,769	
April	4,910	
May	4,910	
June	4,910	

QUALITY

	Quantity	Base Number	Contract	AT	Region	England
% of FP17s for the same patient ID Re-attending within 3 months - Children	14	192	7.3%	10.2%	11.9%	11.4%
% of FP17s for the same patient ID Re-attending within 3 months - Adults	57	310	18.4%	15.5%	17.2%	15.4%
% of FP17s for the same patient ID Re-attending between 3 & 9 months - Children	93	192	48.4%	50.1%	49.8%	59.8%
% of FP17s for the same patient ID Re-attending between 3 & 9 months - Adults	143	310	46.1%	39.4%	39.5%	52.1%
% of FP17s for Band 1 Urgent Courses	37	433	8.5%	10.5%	11.2%	9.2%
% of FP17s Relating to Free Repair or Replacements	6	433	1.4%	0.6%	0.5%	0.7%
% of FP17s Relating to Continuations	12	433	2.8%	0.8%	0.7%	0.8%
% of Patients satisfied with the dentistry they have received	0	0	N/A	91.0%	90.6%	93.4%
% of Patients satisfied with the time they had to wait for an appointment	0	0	N/A	87.1%	83.8%	87.6%

* This is based on patients treated on this contract for their most recent course of treatment. Figures in italics indicate the base number of FP17s or Patient Questionnaire responses are less than 100. N/A is shown where the base number of responses is less than 10 during the period. % is calculated as Quantity/Base number*100

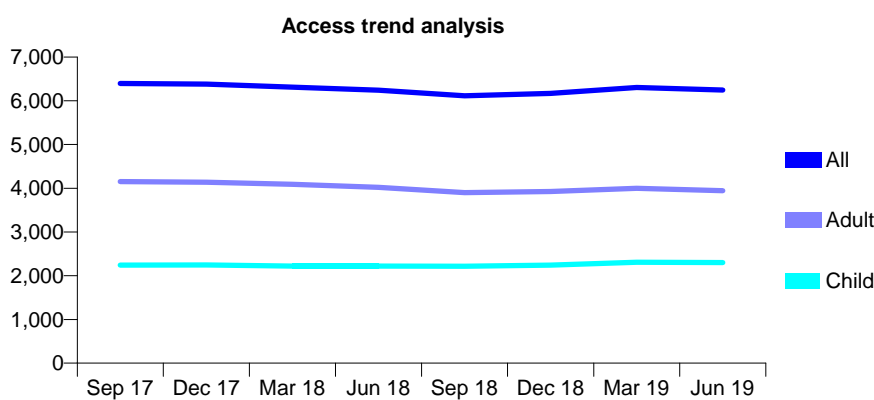
Q63 - Vital Signs At a Glance Contract Report for 746584/0001 - June 2019

Name or company name	MR N KARIA
Contract type name	GDS Contract
Purpose of contract	General
Contract start date	01/04/2006
Contract end date	

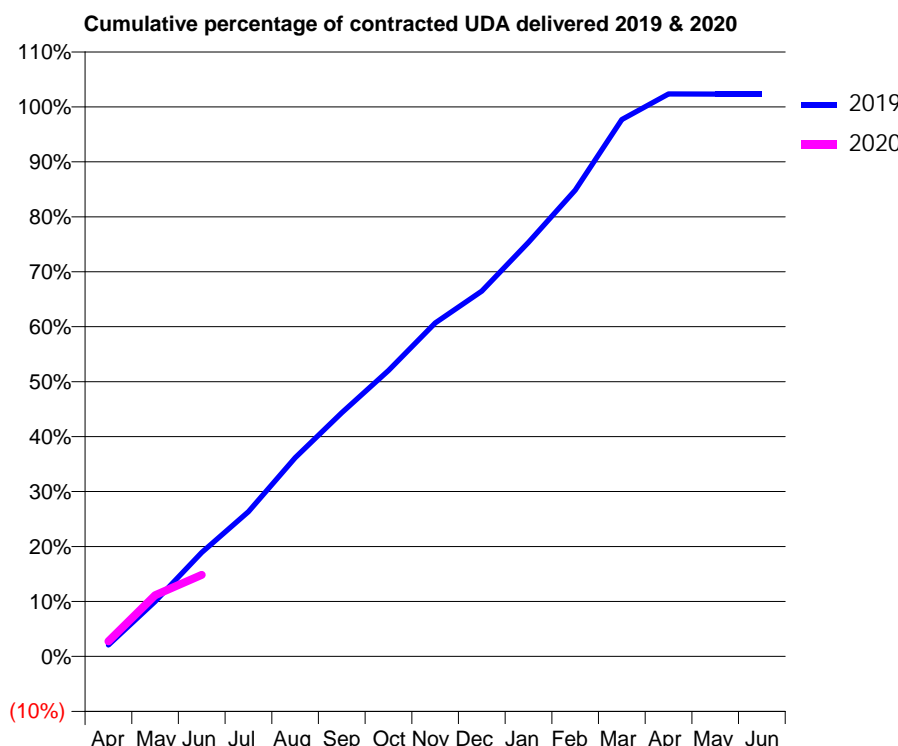
19/20 Contracted general activity (UDA)	16,350
Carry forward general activity (UDA)	0
19/20 Contracted orthodontic activity (UOA)	0
Carry forward orthodontic activity (UOA)	0
Baseline contract value	£484,097.81

ACCESS*

Patients seen in 24 months	Total	Change since previous quarter
Quarter ending June 2018	6,241	
Quarter ending September 2018	6,115	↓
Quarter ending December 2018	6,169	→
Quarter ending March 2019	6,304	↑
Quarter ending June 2019	6,245	→
Variance since June 2018	0.1%	→



ACTIVITY



Adjusted Scheduled Activity (UDA)		
Month	2019	2020
April	343	449
May	1,639	1,822
June	3,094	2,428
July	4,308	
August	5,915	
September	7,250	
October	8,504	
November	9,920	
December	10,867	
January	12,320	
February	13,871	
March	15,970	
April	16,733	
May	16,728	
June	16,728	

QUALITY

	Quantity	Base Number	Contract	AT	Region	England
% of FP17s for the same patient ID Re-attending within 3 months - Children	47	655	7.2%	10.2%	11.9%	11.4%
% of FP17s for the same patient ID Re-attending within 3 months - Adults	145	910	15.9%	15.5%	17.2%	15.4%
% of FP17s for the same patient ID Re-attending between 3 & 9 months - Children	286	655	43.7%	50.1%	49.8%	59.8%
% of FP17s for the same patient ID Re-attending between 3 & 9 months - Adults	346	910	38.0%	39.4%	39.5%	52.1%
% of FP17s for Band 1 Urgent Courses	143	1,144	12.5%	10.5%	11.2%	9.2%
% of FP17s Relating to Free Repair or Replacements	6	1,144	0.5%	0.6%	0.5%	0.7%
% of FP17s Relating to Continuations	13	1,144	1.1%	0.8%	0.7%	0.8%
% of Patients satisfied with the dentistry they have received	1	1	N/A	91.0%	90.6%	93.4%
% of Patients satisfied with the time they had to wait for an appointment	0	1	N/A	87.1%	83.8%	87.6%

* This is based on patients treated on this contract for their most recent course of treatment. Figures in italics indicate the base number of FP17s or Patient Questionnaire responses are less than 100. N/A is shown where the base number of responses is less than 10 during the period. % is calculated as Quantity/Base number*100

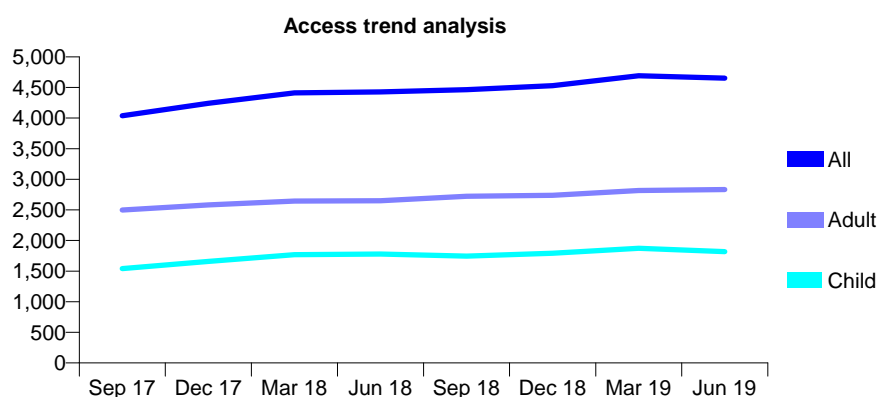
Q63 - Vital Signs At a Glance Contract Report for 746584/0004 - June 2019

Name or company name	MR N KARIA
Contract type name	GDS Contract
Purpose of contract	General
Contract start date	01/04/2006
Contract end date	

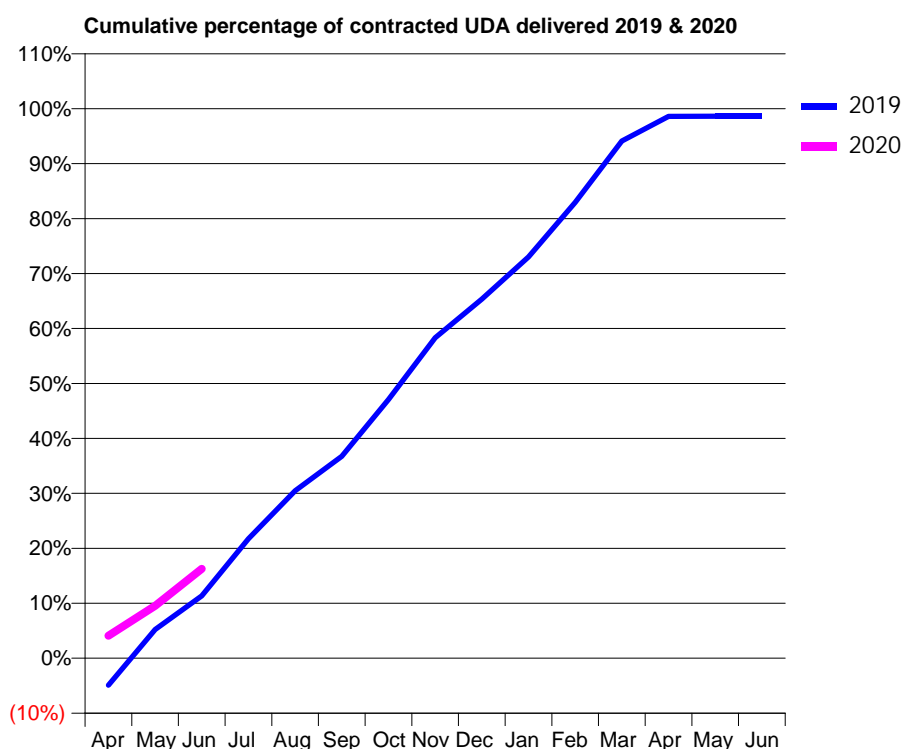
19/20 Contracted general activity (UDA)	11,787
Carry forward general activity (UDA)	0
19/20 Contracted orthodontic activity (UOA)	0
Carry forward orthodontic activity (UOA)	0
Baseline contract value	£312,942.84

ACCESS*

Patients seen in 24 months	Total	Change since previous quarter
Quarter ending June 2018	4,429	
Quarter ending September 2018	4,465	→
Quarter ending December 2018	4,531	→
Quarter ending March 2019	4,691	↑
Quarter ending June 2019	4,652	→
Variance since June 2018	5.0%	↑



ACTIVITY



Month	2019	2020
April	-583	483
May	617	1,127
June	1,338	1,918
July	2,564	
August	3,595	
September	4,330	
October	5,548	
November	6,874	
December	7,700	
January	8,608	
February	9,777	
March	11,090	
April	11,621	
May	11,622	
June	11,624	

QUALITY

	Quantity	Base Number	Contract	AT	Region	England
% of FP17s for the same patient ID Re-attending within 3 months - Children	34	497	6.8%	10.2%	11.9%	11.4%
% of FP17s for the same patient ID Re-attending within 3 months - Adults	110	795	13.8%	15.5%	17.2%	15.4%
% of FP17s for the same patient ID Re-attending between 3 & 9 months - Children	275	497	55.3%	50.1%	49.8%	59.8%
% of FP17s for the same patient ID Re-attending between 3 & 9 months - Adults	432	795	54.3%	39.4%	39.5%	52.1%
% of FP17s for Band 1 Urgent Courses	121	1,014	11.9%	10.5%	11.2%	9.2%
% of FP17s Relating to Free Repair or Replacements	0	1,014	0.0%	0.6%	0.5%	0.7%
% of FP17s Relating to Continuations	9	1,014	0.9%	0.8%	0.7%	0.8%
% of Patients satisfied with the dentistry they have received	0	0	N/A	91.0%	90.6%	93.4%
% of Patients satisfied with the time they had to wait for an appointment	0	0	N/A	87.1%	83.8%	87.6%

* This is based on patients treated on this contract for their most recent course of treatment.

Figures in italics indicate the base number of FP17s or Patient Questionnaire responses are less than 100. N/A is shown where the base number of responses is less than 10 during the period. % is calculated as Quantity/Base number*100

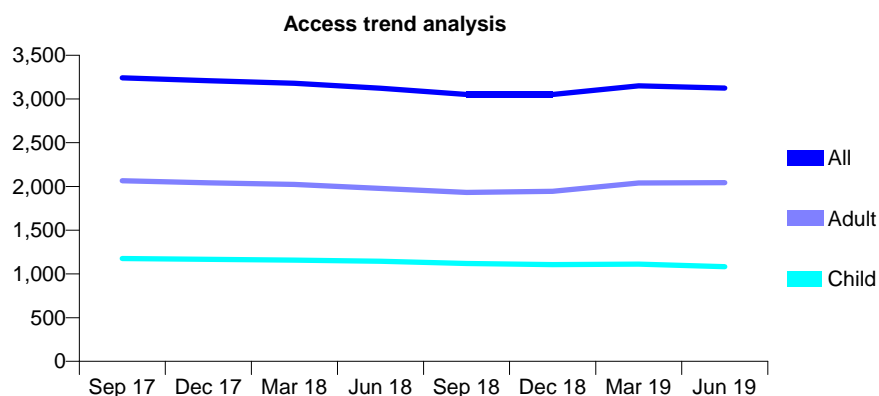
Q63 - Vital Signs At a Glance Contract Report for 748587/0001 - June 2019

Name or company name	MISS KD MCLAREN
Contract type name	GDS Contract
Purpose of contract	General
Contract start date	01/04/2006
Contract end date	

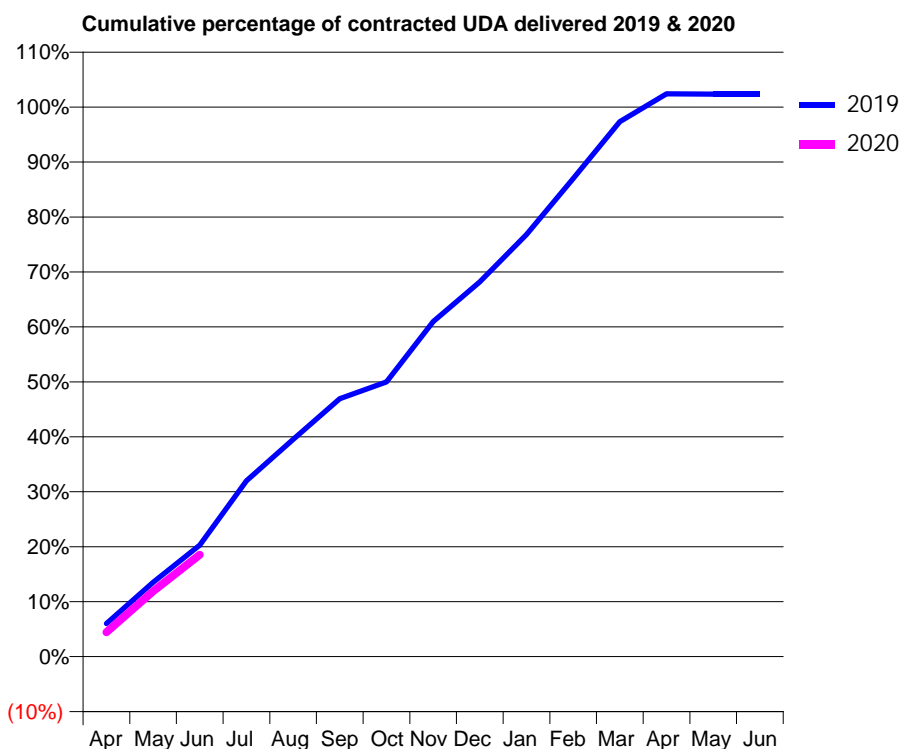
19/20 Contracted general activity (UDA)	5,992
Carry forward general activity (UDA)	0
19/20 Contracted orthodontic activity (UOA)	0
Carry forward orthodontic activity (UOA)	0
Baseline contract value	£140,843.36

ACCESS*

Patients seen in 24 months	Total	Change since previous quarter
Quarter ending June 2018	3,122	
Quarter ending September 2018	3,051	↓
Quarter ending December 2018	3,051	→
Quarter ending March 2019	3,150	↑
Quarter ending June 2019	3,125	→
Variance since June 2018	0.1%	→



ACTIVITY



Month	Adjusted Scheduled Activity (UDA)	
	2019	2020
April	359	266
May	811	713
June	1,217	1,110
July	1,918	
August	2,369	
September	2,812	
October	2,994	
November	3,654	
December	4,087	
January	4,603	
February	5,214	
March	5,833	
April	6,135	
May	6,132	
June	6,132	

QUALITY

	Quantity	Base Number	Contract	AT	Region	England
% of FP17s for the same patient ID Re-attending within 3 months - Children	17	343	5.0%	10.2%	11.9%	11.4%
% of FP17s for the same patient ID Re-attending within 3 months - Adults	58	457	12.7%	15.5%	17.2%	15.4%
% of FP17s for the same patient ID Re-attending between 3 & 9 months - Children	207	343	60.3%	50.1%	49.8%	59.8%
% of FP17s for the same patient ID Re-attending between 3 & 9 months - Adults	159	457	34.8%	39.4%	39.5%	52.1%
% of FP17s for Band 1 Urgent Courses	54	672	8.0%	10.5%	11.2%	9.2%
% of FP17s Relating to Free Repair or Replacements	1	672	0.1%	0.6%	0.5%	0.7%
% of FP17s Relating to Continuations	3	672	0.4%	0.8%	0.7%	0.8%
% of Patients satisfied with the dentistry they have received	0	0	N/A	91.0%	90.6%	93.4%
% of Patients satisfied with the time they had to wait for an appointment	0	0	N/A	87.1%	83.8%	87.6%

* This is based on patients treated on this contract for their most recent course of treatment. Figures in italics indicate the base number of FP17s or Patient Questionnaire responses are less than 100. N/A is shown where the base number of responses is less than 10 during the period. % is calculated as Quantity/Base number*100

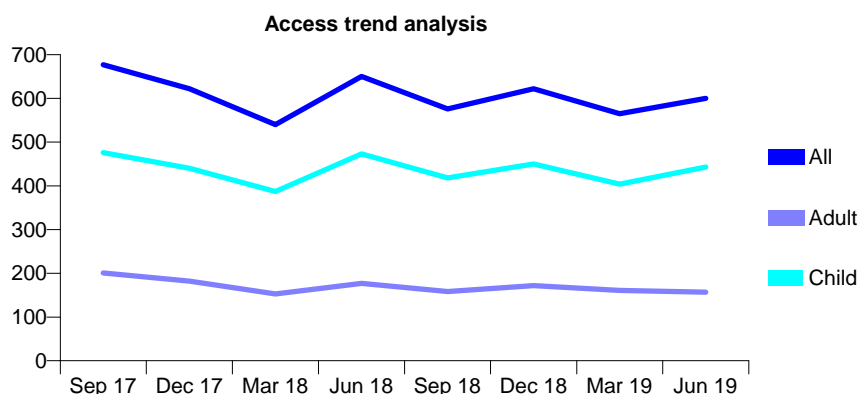
Q63 - Vital Signs At a Glance Contract Report for 750263/0001 - June 2019

Name or company name	MISS B THURAISUNDARAM
Contract type name	GDS Contract
Purpose of contract	General
Contract start date	01/04/2006
Contract end date	

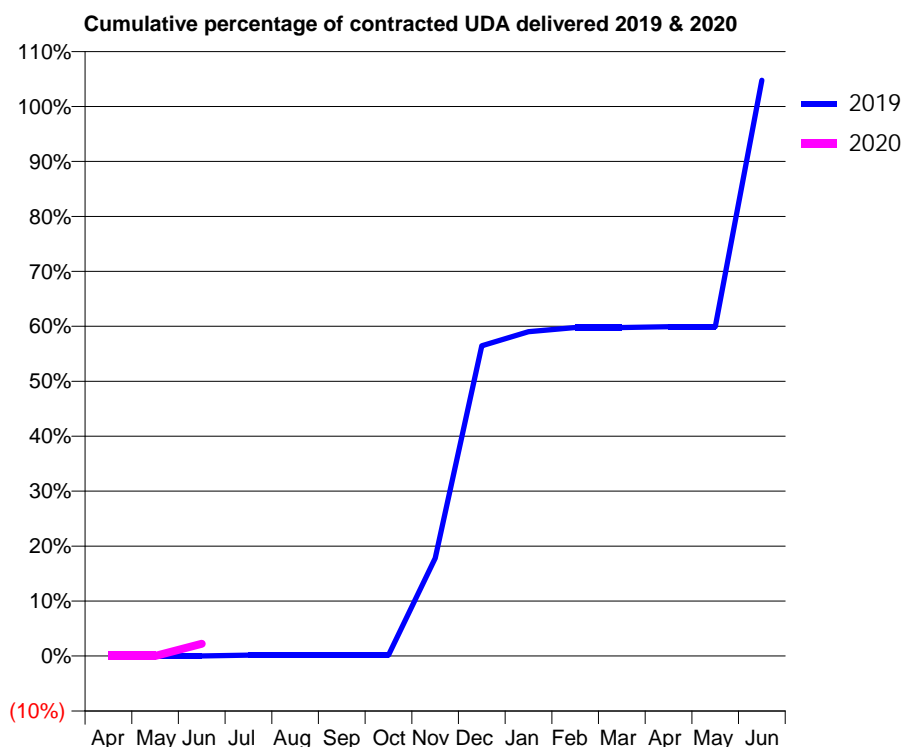
19/20 Contracted general activity (UDA)	2,000
Carry forward general activity (UDA)	0
19/20 Contracted orthodontic activity (UOA)	0
Carry forward orthodontic activity (UOA)	0
Baseline contract value	£53,285.24

ACCESS*

Patients seen in 24 months	Total	Change since previous quarter
Quarter ending June 2018	650	
Quarter ending September 2018	576	↓
Quarter ending December 2018	622	↑
Quarter ending March 2019	565	↓
Quarter ending June 2019	600	↑
Variance since June 2018	(7.7%)	↓



ACTIVITY



Month	Adjusted Scheduled Activity (UDA)	
	2019	2020
April	0	0
May	0	0
June	0	45
July	3	
August	3	
September	3	
October	3	
November	356	
December	1,129	
January	1,180	
February	1,195	
March	1,195	
April	1,198	
May	1,198	
June	2,095	

QUALITY

	Quantity	Base Number	Contract	AT	Region	England
% of FP17s for the same patient ID Re-attending within 3 months - Children	18	204	8.8%	10.2%	11.9%	11.4%
% of FP17s for the same patient ID Re-attending within 3 months - Adults	10	51	19.6%	15.5%	17.2%	15.4%
% of FP17s for the same patient ID Re-attending between 3 & 9 months - Children	81	204	39.7%	50.1%	49.8%	59.8%
% of FP17s for the same patient ID Re-attending between 3 & 9 months - Adults	19	51	37.3%	39.4%	39.5%	52.1%
% of FP17s for Band 1 Urgent Courses	0	33	0.0%	10.5%	11.2%	9.2%
% of FP17s Relating to Free Repair or Replacements	1	33	3.0%	0.6%	0.5%	0.7%
% of FP17s Relating to Continuations	0	33	0.0%	0.8%	0.7%	0.8%
% of Patients satisfied with the dentistry they have received	0	0	N/A	91.0%	90.6%	93.4%
% of Patients satisfied with the time they had to wait for an appointment	0	0	N/A	87.1%	83.8%	87.6%

* This is based on patients treated on this contract for their most recent course of treatment. Figures in italics indicate the base number of FP17s or Patient Questionnaire responses are less than 100. N/A is shown where the base number of responses is less than 10 during the period. % is calculated as Quantity/Base number*100

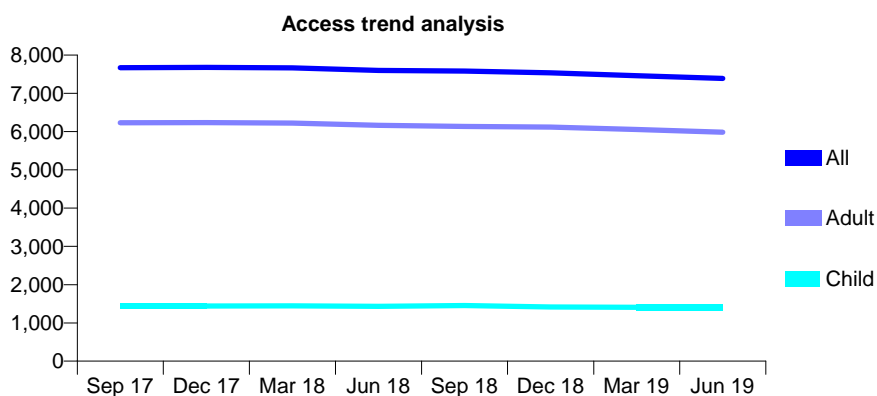
Q63 - Vital Signs At a Glance Contract Report for 752304/0002 - June 2019

Name or company name	MR MS DARR
Contract type name	GDS Contract
Purpose of contract	General
Contract start date	01/01/2007
Contract end date	

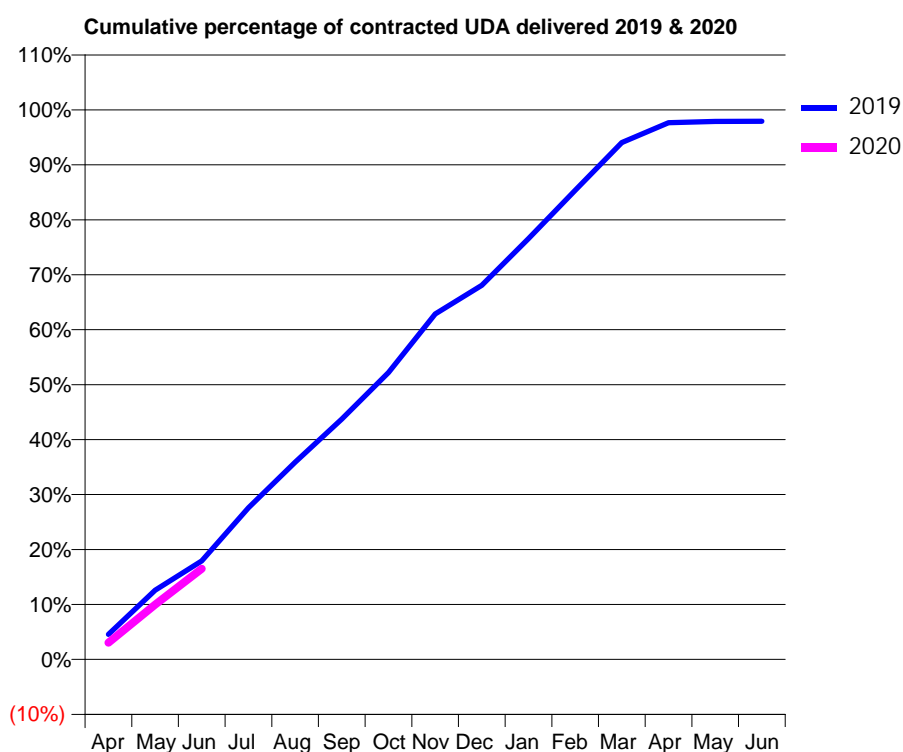
19/20 Contracted general activity (UDA)	21,659
Carry forward general activity (UDA)	0
19/20 Contracted orthodontic activity (UOA)	0
Carry forward orthodontic activity (UOA)	0
Baseline contract value	£577,287.94

ACCESS*

Patients seen in 24 months	Total	Change since previous quarter
Quarter ending June 2018	7,598	
Quarter ending September 2018	7,584	→
Quarter ending December 2018	7,533	→
Quarter ending March 2019	7,462	→
Quarter ending June 2019	7,389	→
Variance since June 2018	(2.8%)	↓



ACTIVITY



Month	2019	2020
April	986	657
May	2,732	2,162
June	3,879	3,579
July	5,979	
August	7,779	
September	9,470	
October	11,308	
November	13,614	
December	14,743	
January	16,586	
February	18,489	
March	20,370	
April	21,150	
May	21,199	
June	21,211	

QUALITY

	Quantity	Base Number	Contract	AT	Region	England
% of FP17s for the same patient ID Re-attending within 3 months - Children	13	371	3.5%	10.2%	11.9%	11.4%
% of FP17s for the same patient ID Re-attending within 3 months - Adults	203	1,729	11.7%	15.5%	17.2%	15.4%
% of FP17s for the same patient ID Re-attending between 3 & 9 months - Children	194	371	52.3%	50.1%	49.8%	59.8%
% of FP17s for the same patient ID Re-attending between 3 & 9 months - Adults	941	1,729	54.4%	39.4%	39.5%	52.1%
% of FP17s for Band 1 Urgent Courses	125	1,755	7.1%	10.5%	11.2%	9.2%
% of FP17s Relating to Free Repair or Replacements	23	1,755	1.3%	0.6%	0.5%	0.7%
% of FP17s Relating to Continuations	16	1,755	0.9%	0.8%	0.7%	0.8%
% of Patients satisfied with the dentistry they have received	3	3	N/A	91.0%	90.6%	93.4%
% of Patients satisfied with the time they had to wait for an appointment	3	3	N/A	87.1%	83.8%	87.6%

* This is based on patients treated on this contract for their most recent course of treatment. Figures in italics indicate the base number of FP17s or Patient Questionnaire responses are less than 100. N/A is shown where the base number of responses is less than 10 during the period. % is calculated as Quantity/Base number*100

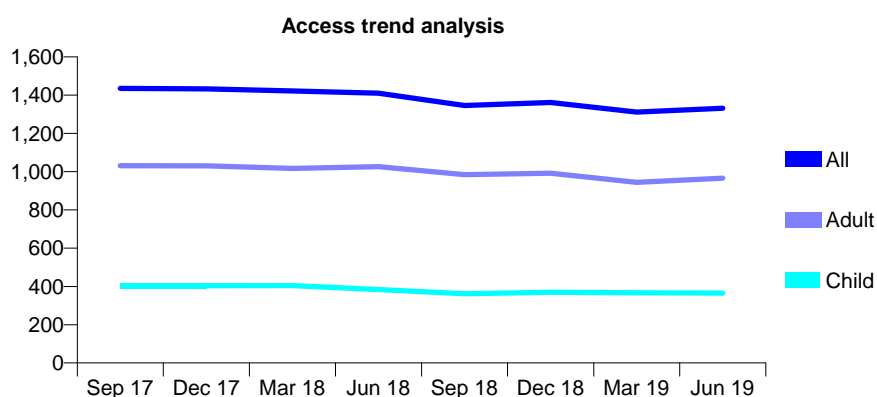
Q63 - Vital Signs At a Glance Contract Report for 753610/0002 - June 2019

Name or company name	MRS MC HASOON
Contract type name	GDS Contract
Purpose of contract	General
Contract start date	09/03/2007
Contract end date	

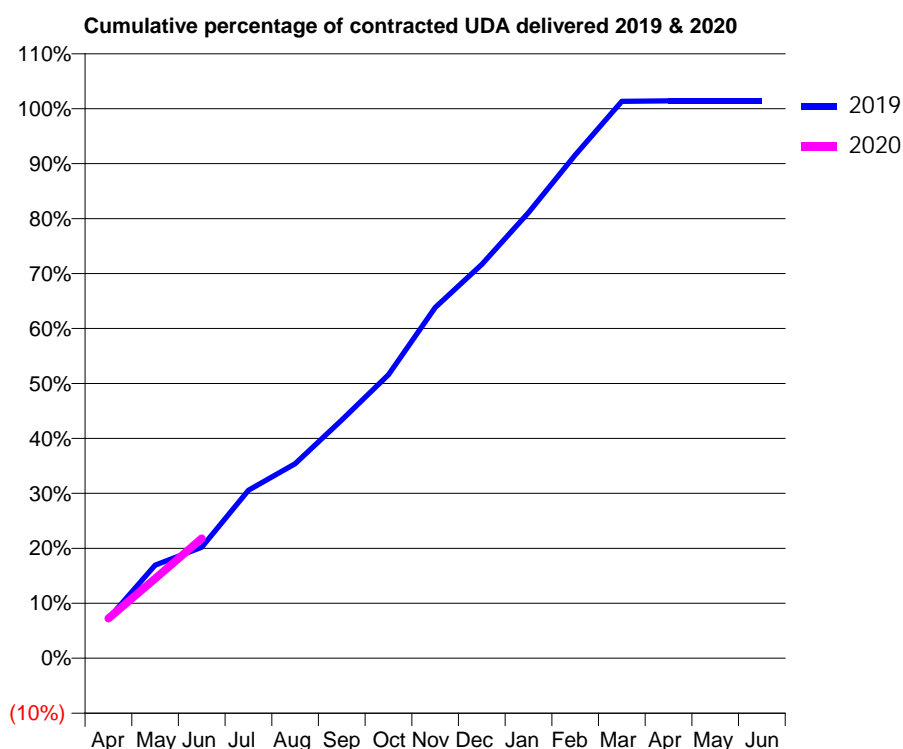
19/20 Contracted general activity (UDA)	3,482
Carry forward general activity (UDA)	0
19/20 Contracted orthodontic activity (UOA)	0
Carry forward orthodontic activity (UOA)	0
Baseline contract value	£92,906.21

ACCESS*

Patients seen in 24 months	Total	Change since previous quarter
Quarter ending June 2018	1,410	
Quarter ending September 2018	1,346	↓
Quarter ending December 2018	1,361	→
Quarter ending March 2019	1,311	↓
Quarter ending June 2019	1,331	→
Variance since June 2018	(5.6%)	↓



ACTIVITY



Month	2019	2020
April	252	252
May	590	505
June	703	759
July	1,064	
August	1,233	
September	1,510	
October	1,796	
November	2,223	
December	2,494	
January	2,824	
February	3,188	
March	3,528	
April	3,532	
May	3,532	
June	3,532	

QUALITY

	Quantity	Base Number	Contract	AT	Region	England
% of FP17s for the same patient ID Re-attending within 3 months - Children	1	96	1.0%	10.2%	11.9%	11.4%
% of FP17s for the same patient ID Re-attending within 3 months - Adults	18	234	7.7%	15.5%	17.2%	15.4%
% of FP17s for the same patient ID Re-attending between 3 & 9 months - Children	42	96	43.8%	50.1%	49.8%	59.8%
% of FP17s for the same patient ID Re-attending between 3 & 9 months - Adults	63	234	26.9%	39.4%	39.5%	52.1%
% of FP17s for Band 1 Urgent Courses	51	326	15.6%	10.5%	11.2%	9.2%
% of FP17s Relating to Free Repair or Replacements	1	326	0.3%	0.6%	0.5%	0.7%
% of FP17s Relating to Continuations	0	326	0.0%	0.8%	0.7%	0.8%
% of Patients satisfied with the dentistry they have received	0	0	N/A	91.0%	90.6%	93.4%
% of Patients satisfied with the time they had to wait for an appointment	0	0	N/A	87.1%	83.8%	87.6%

* This is based on patients treated on this contract for their most recent course of treatment.

Figures in italics indicate the base number of FP17s or Patient Questionnaire responses are less than 100. N/A is shown where the base number of responses is less than 10 during the period. % is calculated as Quantity/Base number*100

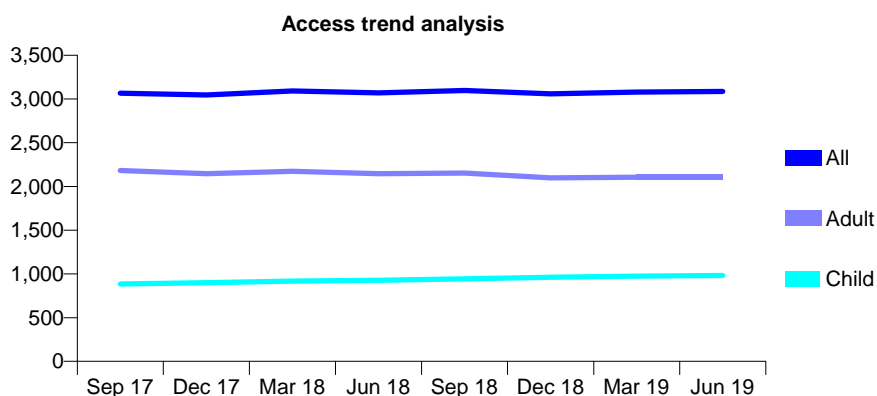
Q63 - Vital Signs At a Glance Contract Report for 753610/0003 - June 2019

Name or company name	MRS MC HASOON
Contract type name	GDS Contract
Purpose of contract	General
Contract start date	09/01/2013
Contract end date	

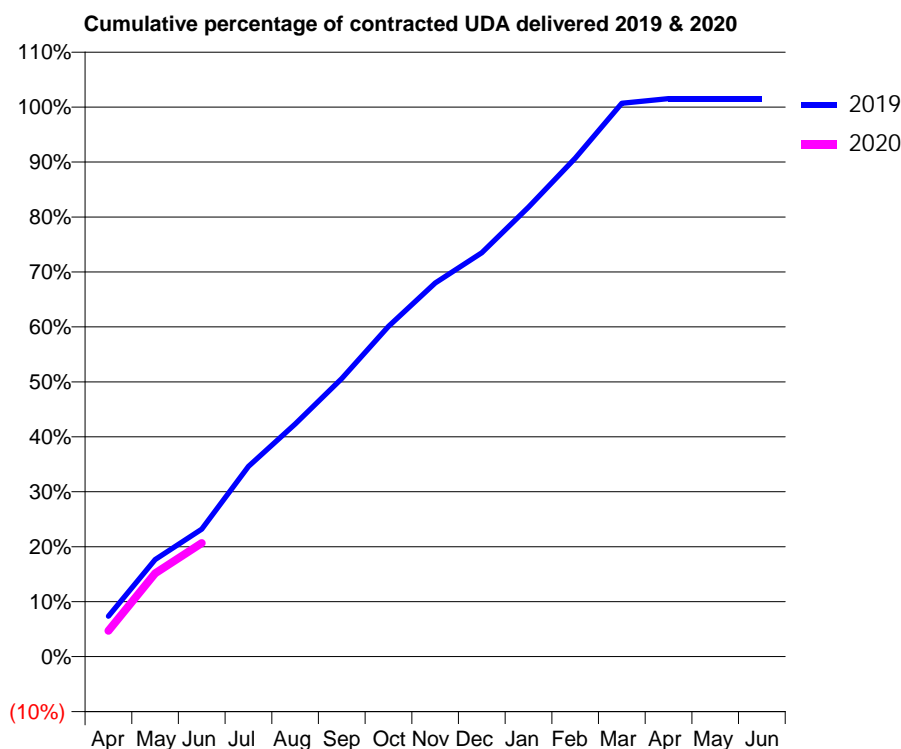
19/20 Contracted general activity (UDA)	7,224
Carry forward general activity (UDA)	0
19/20 Contracted orthodontic activity (UOA)	0
Carry forward orthodontic activity (UOA)	0
Baseline contract value	£190,087.86

ACCESS*

Patients seen in 24 months	Total	Change since previous quarter
Quarter ending June 2018	3,071	
Quarter ending September 2018	3,096	→
Quarter ending December 2018	3,059	↓
Quarter ending March 2019	3,078	→
Quarter ending June 2019	3,086	→
Variance since June 2018	0.5%	→



ACTIVITY



Month	Adjusted Scheduled Activity (UDA)	
	2019	2020
April	532	342
May	1,275	1,095
June	1,676	1,492
July	2,501	
August	3,059	
September	3,657	
October	4,341	
November	4,911	
December	5,309	
January	5,908	
February	6,551	
March	7,273	
April	7,333	
May	7,333	
June	7,333	

QUALITY

	Quantity	Base Number	Contract	AT	Region	England
% of FP17s for the same patient ID Re-attending within 3 months - Children	26	295	8.8%	10.2%	11.9%	11.4%
% of FP17s for the same patient ID Re-attending within 3 months - Adults	63	445	14.2%	15.5%	17.2%	15.4%
% of FP17s for the same patient ID Re-attending between 3 & 9 months - Children	124	295	42.0%	50.1%	49.8%	59.8%
% of FP17s for the same patient ID Re-attending between 3 & 9 months - Adults	99	445	22.2%	39.4%	39.5%	52.1%
% of FP17s for Band 1 Urgent Courses	90	715	12.6%	10.5%	11.2%	9.2%
% of FP17s Relating to Free Repair or Replacements	8	715	1.1%	0.6%	0.5%	0.7%
% of FP17s Relating to Continuations	12	715	1.7%	0.8%	0.7%	0.8%
% of Patients satisfied with the dentistry they have received	0	0	N/A	91.0%	90.6%	93.4%
% of Patients satisfied with the time they had to wait for an appointment	0	0	N/A	87.1%	83.8%	87.6%

* This is based on patients treated on this contract for their most recent course of treatment. Figures in italics indicate the base number of FP17s or Patient Questionnaire responses are less than 100. N/A is shown where the base number of responses is less than 10 during the period. % is calculated as Quantity/Base number*100

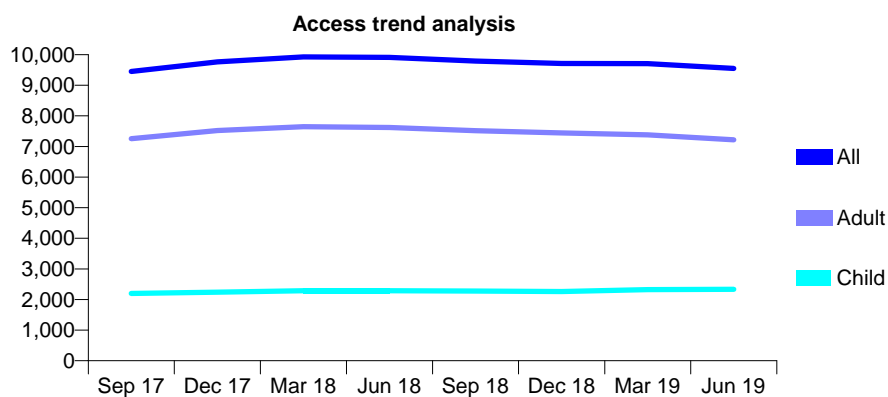
Q63 - Vital Signs At a Glance Contract Report for 762342/0001 - June 2019

Name or company name	MR D MOHAMMADI SOSHIK
Contract type name	GDS Contract
Purpose of contract	General
Contract start date	01/04/2006
Contract end date	

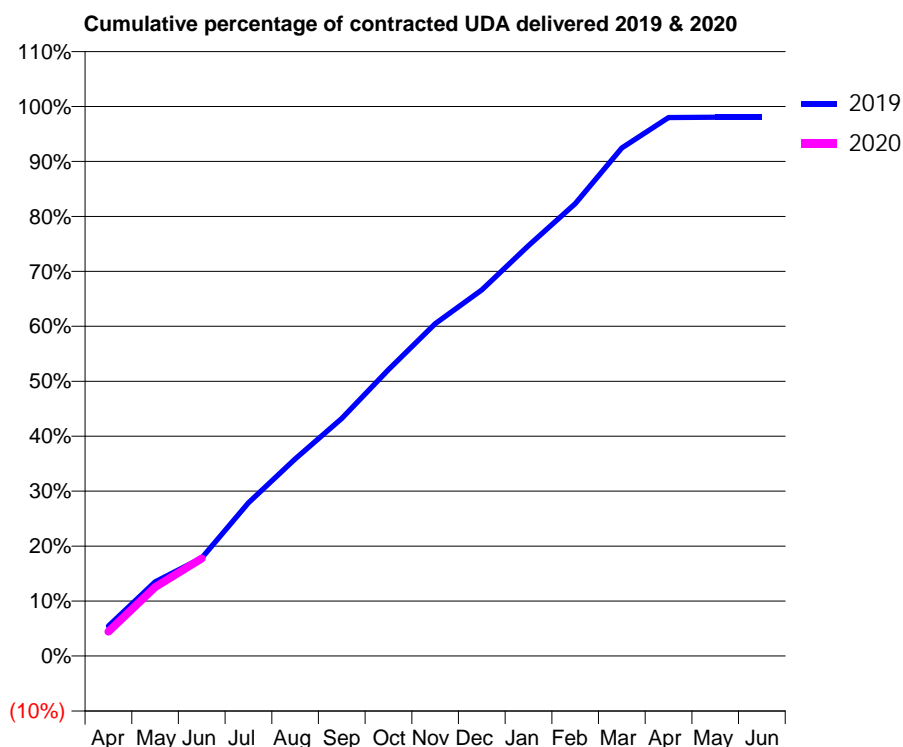
19/20 Contracted general activity (UDA)	32,064
Carry forward general activity (UDA)	0
19/20 Contracted orthodontic activity (UOA)	0
Carry forward orthodontic activity (UOA)	0
Baseline contract value	£916,529.25

ACCESS*

Patients seen in 24 months	Total	Change since previous quarter
Quarter ending June 2018	9,910	
Quarter ending September 2018	9,794	↓
Quarter ending December 2018	9,709	→
Quarter ending March 2019	9,706	→
Quarter ending June 2019	9,551	↓
Variance since June 2018	(3.6%)	↓



ACTIVITY



Month	Adjusted Scheduled Activity (UDA)	
	2019	2020
April	1,753	1,428
May	4,331	4,018
June	5,724	5,694
July	8,942	
August	11,507	
September	13,859	
October	16,710	
November	19,394	
December	21,366	
January	23,942	
February	26,389	
March	29,639	
April	31,412	
May	31,436	
June	31,437	

QUALITY

	Quantity	Base Number	Contract	AT	Region	England
% of FP17s for the same patient ID Re-attending within 3 months - Children	90	785	11.5%	10.2%	11.9%	11.4%
% of FP17s for the same patient ID Re-attending within 3 months - Adults	367	2,004	18.3%	15.5%	17.2%	15.4%
% of FP17s for the same patient ID Re-attending between 3 & 9 months - Children	367	785	46.8%	50.1%	49.8%	59.8%
% of FP17s for the same patient ID Re-attending between 3 & 9 months - Adults	801	2,004	40.0%	39.4%	39.5%	52.1%
% of FP17s for Band 1 Urgent Courses	323	2,210	14.6%	10.5%	11.2%	9.2%
% of FP17s Relating to Free Repair or Replacements	17	2,210	0.8%	0.6%	0.5%	0.7%
% of FP17s Relating to Continuations	51	2,210	2.3%	0.8%	0.7%	0.8%
% of Patients satisfied with the dentistry they have received	2	2	N/A	91.0%	90.6%	93.4%
% of Patients satisfied with the time they had to wait for an appointment	2	2	N/A	87.1%	83.8%	87.6%

* This is based on patients treated on this contract for their most recent course of treatment. Figures in italics indicate the base number of FP17s or Patient Questionnaire responses are less than 100. N/A is shown where the base number of responses is less than 10 during the period. % is calculated as Quantity/Base number*100

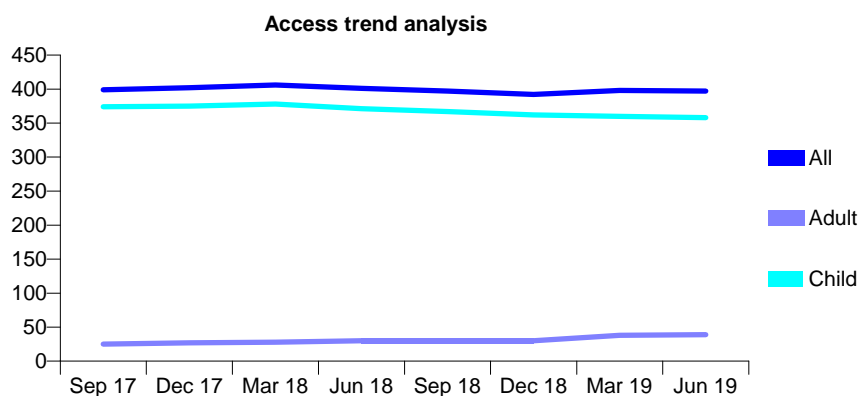
Q63 - Vital Signs At a Glance Contract Report for 764973/0001 - June 2019

Name or company name	MISS C PASE
Contract type name	GDS Contract
Purpose of contract	General
Contract start date	01/04/2006
Contract end date	

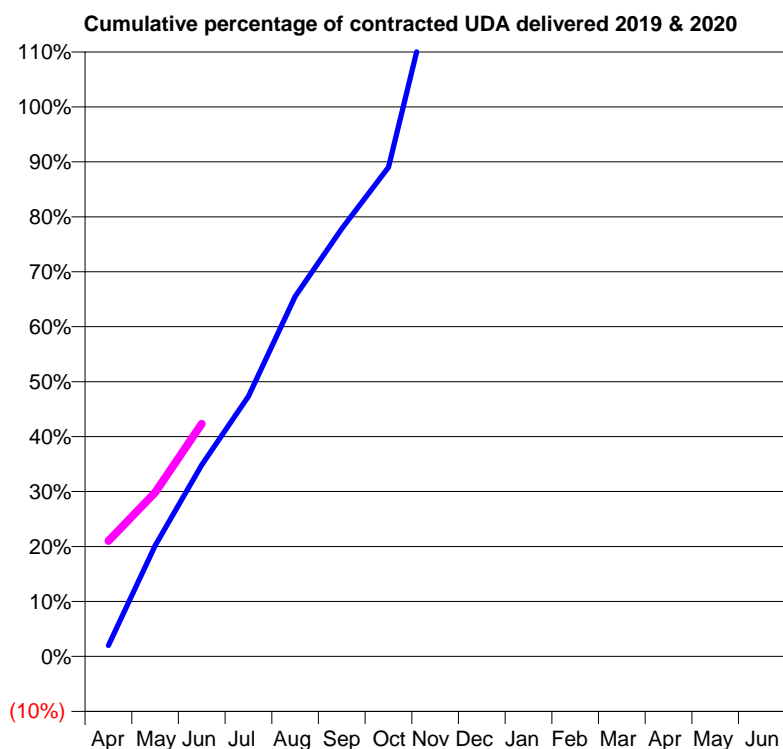
19/20 Contracted general activity (UDA)	600
Carry forward general activity (UDA)	0
19/20 Contracted orthodontic activity (UOA)	0
Carry forward orthodontic activity (UOA)	0
Baseline contract value	£14,522.73

ACCESS*

Patients seen in 24 months	Total	Change since previous quarter
Quarter ending June 2018	401	
Quarter ending September 2018	397	→
Quarter ending December 2018	392	↓
Quarter ending March 2019	398	→
Quarter ending June 2019	397	→
Variance since June 2018	(1.0%)	→



ACTIVITY



Month	2019	2020
April	12	126
May	121	179
June	209	254
July	284	
August	393	
September	467	
October	534	
November	743	
December	760	
January	915	
February	985	
March	1,031	
April	1,057	
May	1,057	
June	1,057	

QUALITY

	Quantity	Base Number	Contract	AT	Region	England
% of FP17s for the same patient ID Re-attending within 3 months - Children	3	114	2.6%	10.2%	11.9%	11.4%
% of FP17s for the same patient ID Re-attending within 3 months - Adults	1	6	16.7%	15.5%	17.2%	15.4%
% of FP17s for the same patient ID Re-attending between 3 & 9 months - Children	61	114	53.5%	50.1%	49.8%	59.8%
% of FP17s for the same patient ID Re-attending between 3 & 9 months - Adults	1	6	16.7%	39.4%	39.5%	52.1%
% of FP17s for Band 1 Urgent Courses	0	106	0.0%	10.5%	11.2%	9.2%
% of FP17s Relating to Free Repair or Replacements	0	106	0.0%	0.6%	0.5%	0.7%
% of FP17s Relating to Continuations	0	106	0.0%	0.8%	0.7%	0.8%
% of Patients satisfied with the dentistry they have received	0	0	N/A	91.0%	90.6%	93.4%
% of Patients satisfied with the time they had to wait for an appointment	0	0	N/A	87.1%	83.8%	87.6%

* This is based on patients treated on this contract for their most recent course of treatment. Figures in italics indicate the base number of FP17s or Patient Questionnaire responses are less than 100. N/A is shown where the base number of responses is less than 10 during the period. % is calculated as Quantity/Base number*100

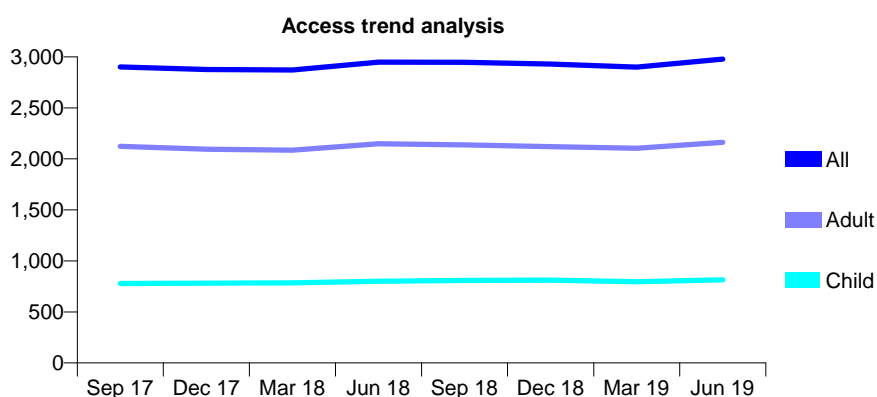
Q63 - Vital Signs At a Glance Contract Report for 766038/0002 - June 2019

Name or company name	MR VO AKINSOLA
Contract type name	GDS Contract
Purpose of contract	General
Contract start date	01/04/2006
Contract end date	

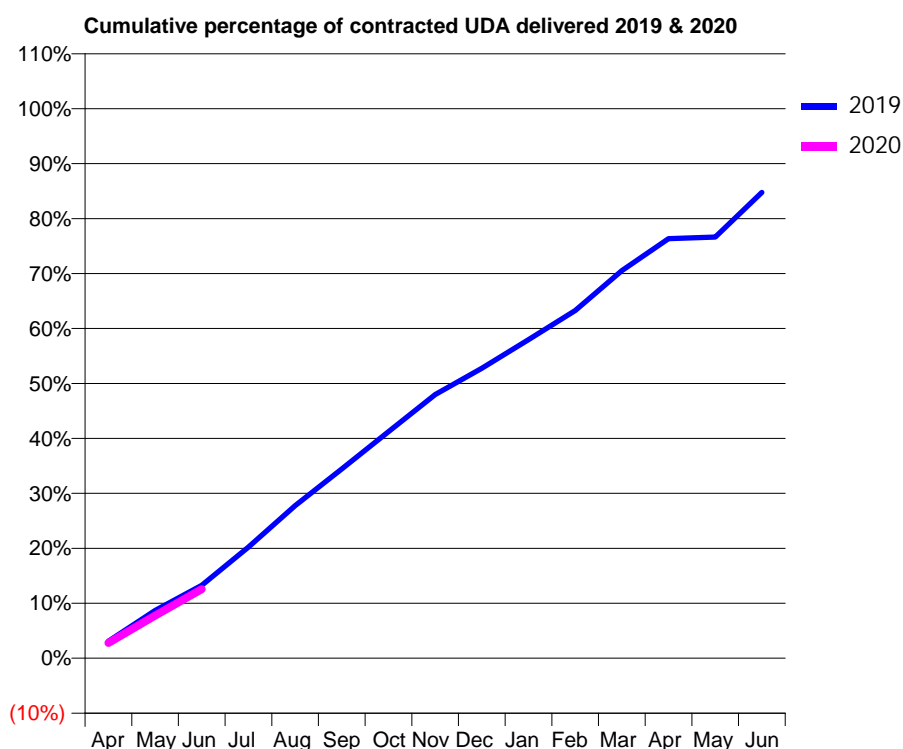
19/20 Contracted general activity (UDA)	12,000
Carry forward general activity (UDA)	0
19/20 Contracted orthodontic activity (UOA)	0
Carry forward orthodontic activity (UOA)	0
Baseline contract value	£391,585.77

ACCESS*

Patients seen in 24 months	Total	Change since previous quarter
Quarter ending June 2018	2,948	
Quarter ending September 2018	2,947	→
Quarter ending December 2018	2,930	→
Quarter ending March 2019	2,900	↓
Quarter ending June 2019	2,978	↑
Variance since June 2018	1.0%	→



ACTIVITY



Month	2019	2020
April	370	334
May	1,044	933
June	1,592	1,507
July	2,426	
August	3,333	
September	4,134	
October	4,946	
November	5,759	
December	6,330	
January	6,957	
February	7,594	
March	8,461	
April	9,160	
May	9,196	
June	10,172	

QUALITY

	Quantity	Base Number	Contract	AT	Region	England
% of FP17s for the same patient ID Re-attending within 3 months - Children	5	182	2.7%	10.2%	11.9%	11.4%
% of FP17s for the same patient ID Re-attending within 3 months - Adults	71	570	12.5%	15.5%	17.2%	15.4%
% of FP17s for the same patient ID Re-attending between 3 & 9 months - Children	46	182	25.3%	50.1%	49.8%	59.8%
% of FP17s for the same patient ID Re-attending between 3 & 9 months - Adults	119	570	20.9%	39.4%	39.5%	52.1%
% of FP17s for Band 1 Urgent Courses	72	493	14.6%	10.5%	11.2%	9.2%
% of FP17s Relating to Free Repair or Replacements	2	493	0.4%	0.6%	0.5%	0.7%
% of FP17s Relating to Continuations	0	493	0.0%	0.8%	0.7%	0.8%
% of Patients satisfied with the dentistry they have received	0	0	N/A	91.0%	90.6%	93.4%
% of Patients satisfied with the time they had to wait for an appointment	0	0	N/A	87.1%	83.8%	87.6%

* This is based on patients treated on this contract for their most recent course of treatment.

Figures in italics indicate the base number of FP17s or Patient Questionnaire responses are less than 100. N/A is shown where the base number of responses is less than 10 during the period. % is calculated as Quantity/Base number*100

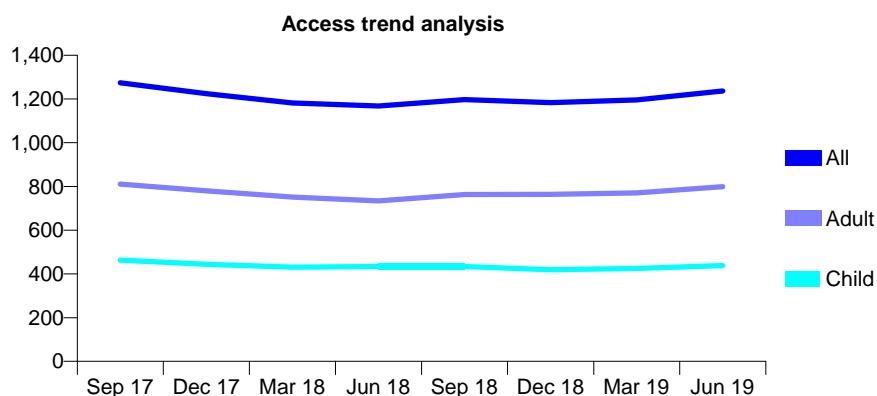
Q63 - Vital Signs At a Glance Contract Report for 766089/0001 - June 2019

Name or company name	MS G MOBAYEN
Contract type name	GDS Contract
Purpose of contract	General
Contract start date	01/04/2006
Contract end date	

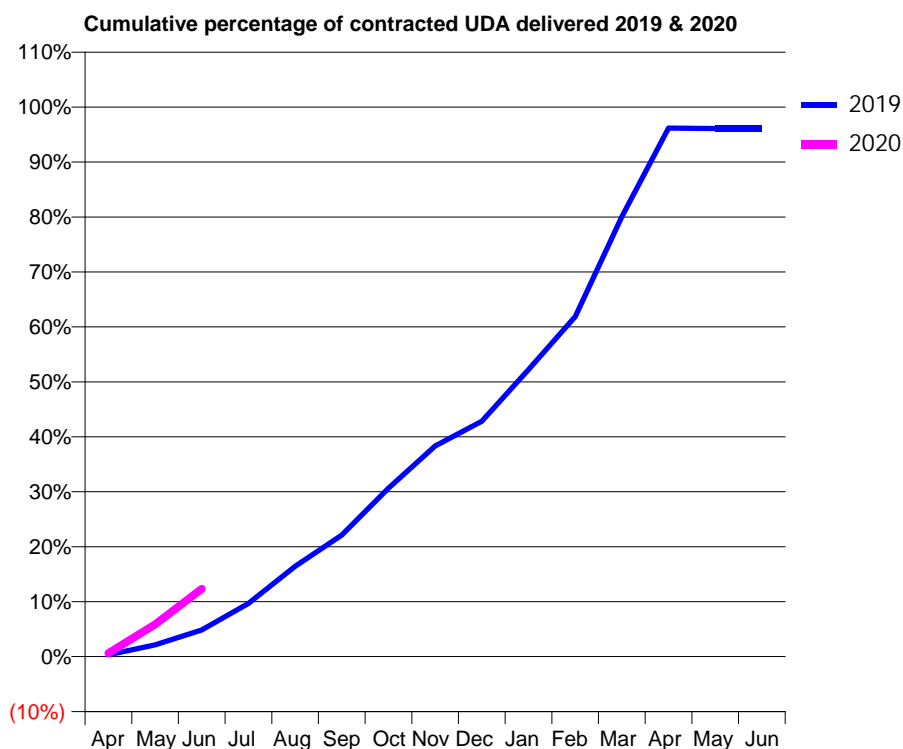
19/20 Contracted general activity (UDA)	7,689
Carry forward general activity (UDA)	0
19/20 Contracted orthodontic activity (UOA)	0
Carry forward orthodontic activity (UOA)	0
Baseline contract value	£229,038.88

ACCESS*

Patients seen in 24 months	Total	Change since previous quarter
Quarter ending June 2018	1,168	
Quarter ending September 2018	1,197	↑
Quarter ending December 2018	1,183	↓
Quarter ending March 2019	1,196	→
Quarter ending June 2019	1,237	↑
Variance since June 2018	5.9%	↑



ACTIVITY



Month	Adjusted Scheduled Activity (UDA)	
	2019	2020
April	27	49
May	166	450
June	372	949
July	745	
August	1,264	
September	1,700	
October	2,358	
November	2,948	
December	3,292	
January	4,016	
February	4,758	
March	6,154	
April	7,395	
May	7,389	
June	7,389	

QUALITY

	Quantity	Base Number	Contract	AT	Region	England
% of FP17s for the same patient ID Re-attending within 3 months - Children	21	132	15.9%	10.2%	11.9%	11.4%
% of FP17s for the same patient ID Re-attending within 3 months - Adults	25	195	12.8%	15.5%	17.2%	15.4%
% of FP17s for the same patient ID Re-attending between 3 & 9 months - Children	45	132	34.1%	50.1%	49.8%	59.8%
% of FP17s for the same patient ID Re-attending between 3 & 9 months - Adults	42	195	21.5%	39.4%	39.5%	52.1%
% of FP17s for Band 1 Urgent Courses	13	168	7.7%	10.5%	11.2%	9.2%
% of FP17s Relating to Free Repair or Replacements	0	168	0.0%	0.6%	0.5%	0.7%
% of FP17s Relating to Continuations	5	168	3.0%	0.8%	0.7%	0.8%
% of Patients satisfied with the dentistry they have received	1	1	N/A	91.0%	90.6%	93.4%
% of Patients satisfied with the time they had to wait for an appointment	1	1	N/A	87.1%	83.8%	87.6%

* This is based on patients treated on this contract for their most recent course of treatment. Figures in italics indicate the base number of FP17s or Patient Questionnaire responses are less than 100. N/A is shown where the base number of responses is less than 10 during the period. % is calculated as Quantity/Base number*100

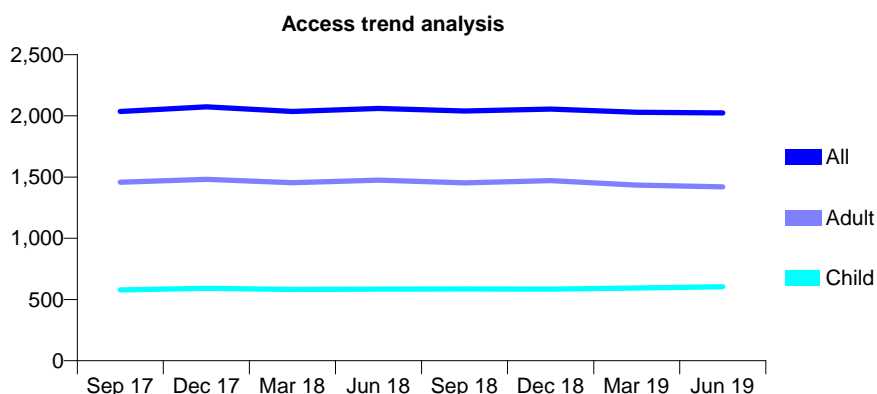
Q63 - Vital Signs At a Glance Contract Report for 766801/0001 - June 2019

Name or company name	MR D KOWLESSAR
Contract type name	GDS Contract
Purpose of contract	General
Contract start date	01/04/2006
Contract end date	

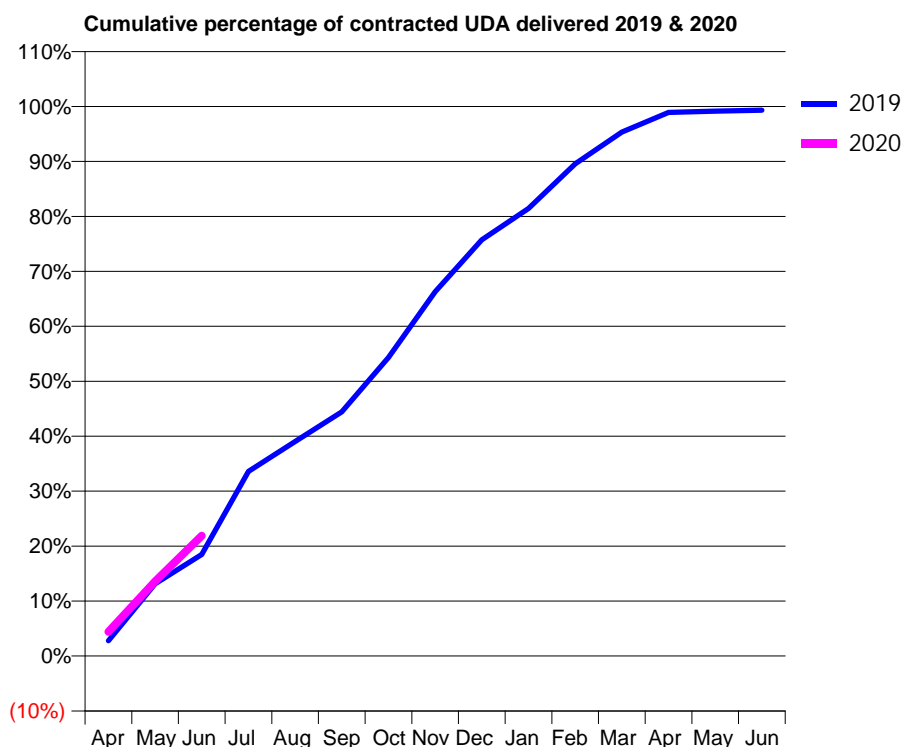
19/20 Contracted general activity (UDA)	7,250
Carry forward general activity (UDA)	0
19/20 Contracted orthodontic activity (UOA)	0
Carry forward orthodontic activity (UOA)	0
Baseline contract value	£199,924.74

ACCESS*

Patients seen in 24 months	Total	Change since previous quarter
Quarter ending June 2018	2,060	
Quarter ending September 2018	2,040	→
Quarter ending December 2018	2,056	→
Quarter ending March 2019	2,029	↓
Quarter ending June 2019	2,024	→
Variance since June 2018	(1.7%)	↓



ACTIVITY



Month	Adjusted Scheduled Activity (UDA)	
	2019	2020
April	201	319
May	955	985
June	1,341	1,588
July	2,436	
August	2,830	
September	3,220	
October	3,938	
November	4,807	
December	5,489	
January	5,905	
February	6,492	
March	6,911	
April	7,173	
May	7,189	
June	7,201	

QUALITY

	Quantity	Base Number	Contract	AT	Region	England
% of FP17s for the same patient ID Re-attending within 3 months - Children	5	176	2.8%	10.2%	11.9%	11.4%
% of FP17s for the same patient ID Re-attending within 3 months - Adults	48	379	12.7%	15.5%	17.2%	15.4%
% of FP17s for the same patient ID Re-attending between 3 & 9 months - Children	108	176	61.4%	50.1%	49.8%	59.8%
% of FP17s for the same patient ID Re-attending between 3 & 9 months - Adults	132	379	34.8%	39.4%	39.5%	52.1%
% of FP17s for Band 1 Urgent Courses	51	457	11.2%	10.5%	11.2%	9.2%
% of FP17s Relating to Free Repair or Replacements	2	457	0.4%	0.6%	0.5%	0.7%
% of FP17s Relating to Continuations	2	457	0.4%	0.8%	0.7%	0.8%
% of Patients satisfied with the dentistry they have received	0	0	N/A	91.0%	90.6%	93.4%
% of Patients satisfied with the time they had to wait for an appointment	0	0	N/A	87.1%	83.8%	87.6%

* This is based on patients treated on this contract for their most recent course of treatment. Figures in italics indicate the base number of FP17s or Patient Questionnaire responses are less than 100. N/A is shown where the base number of responses is less than 10 during the period. % is calculated as Quantity/Base number*100

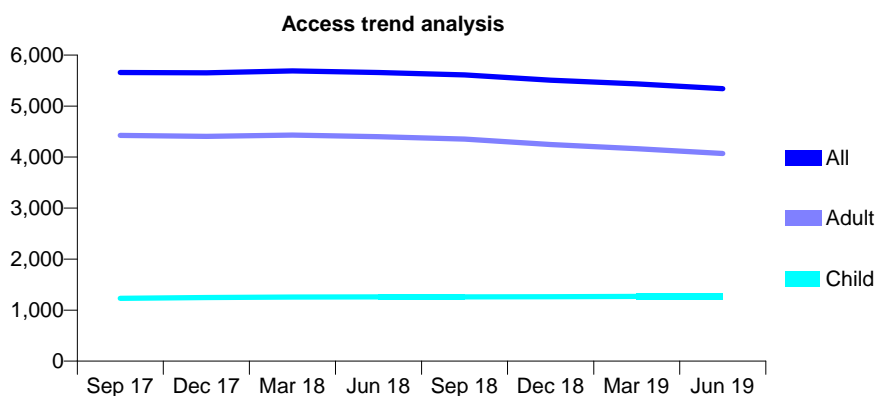
Q63 - Vital Signs At a Glance Contract Report for 767298/0001 - June 2019

Name or company name	MISS H KHAK-SERESHT
Contract type name	GDS Contract
Purpose of contract	General
Contract start date	01/04/2006
Contract end date	

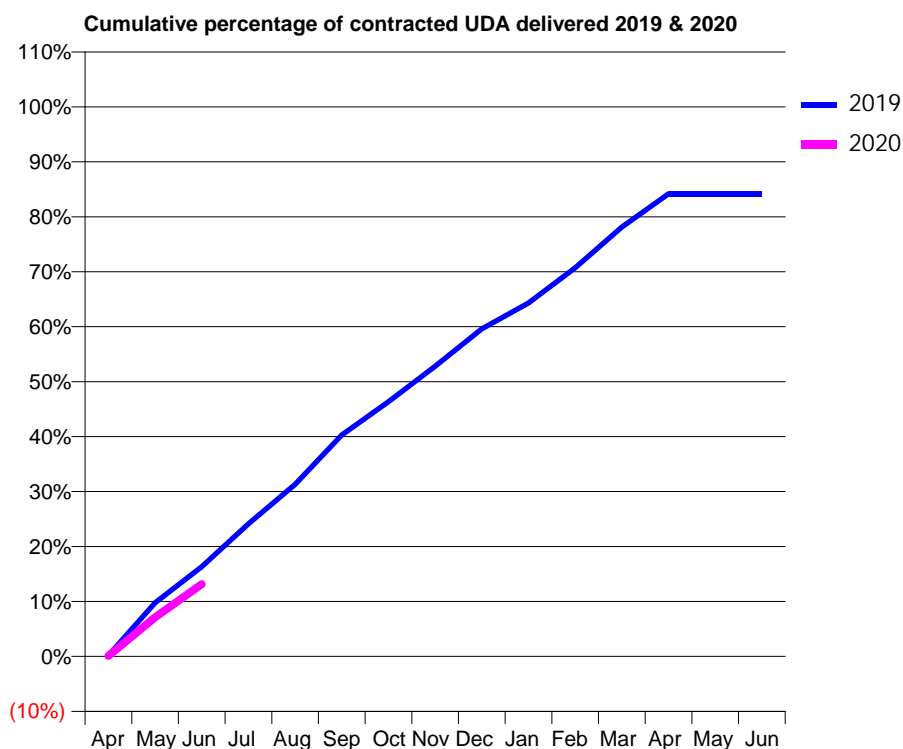
19/20 Contracted general activity (UDA)	19,500
Carry forward general activity (UDA)	0
19/20 Contracted orthodontic activity (UOA)	0
Carry forward orthodontic activity (UOA)	0
Baseline contract value	£602,610.01

ACCESS*

Patients seen in 24 months	Total	Change since previous quarter
Quarter ending June 2018	5,660	
Quarter ending September 2018	5,613	→
Quarter ending December 2018	5,508	↓
Quarter ending March 2019	5,435	↓
Quarter ending June 2019	5,339	↓
Variance since June 2018	(5.7%)	↓



ACTIVITY



Month	2019	2020
April	41	23
May	1,903	1,391
June	3,180	2,561
July	4,704	
August	6,106	
September	7,857	
October	9,039	
November	10,299	
December	11,623	
January	12,542	
February	13,793	
March	15,237	
April	16,412	
May	16,411	
June	16,411	

QUALITY

	Quantity	Base Number	Contract	AT	Region	England
% of FP17s for the same patient ID Re-attending within 3 months - Children	22	290	7.6%	10.2%	11.9%	11.4%
% of FP17s for the same patient ID Re-attending within 3 months - Adults	89	860	10.3%	15.5%	17.2%	15.4%
% of FP17s for the same patient ID Re-attending between 3 & 9 months - Children	114	290	39.3%	50.1%	49.8%	59.8%
% of FP17s for the same patient ID Re-attending between 3 & 9 months - Adults	270	860	31.4%	39.4%	39.5%	52.1%
% of FP17s for Band 1 Urgent Courses	90	881	10.2%	10.5%	11.2%	9.2%
% of FP17s Relating to Free Repair or Replacements	9	881	1.0%	0.6%	0.5%	0.7%
% of FP17s Relating to Continuations	5	881	0.6%	0.8%	0.7%	0.8%
% of Patients satisfied with the dentistry they have received	0	0	N/A	91.0%	90.6%	93.4%
% of Patients satisfied with the time they had to wait for an appointment	0	0	N/A	87.1%	83.8%	87.6%

* This is based on patients treated on this contract for their most recent course of treatment. Figures in italics indicate the base number of FP17s or Patient Questionnaire responses are less than 100. N/A is shown where the base number of responses is less than 10 during the period. % is calculated as Quantity/Base number*100

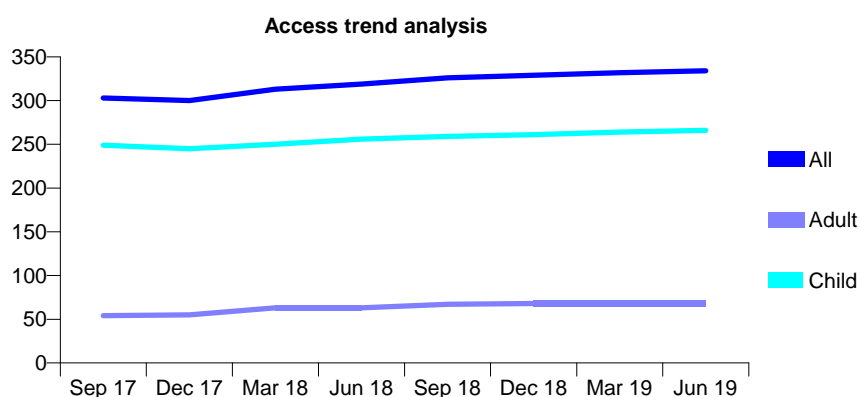
Q63 - Vital Signs At a Glance Contract Report for 771716/0001 - June 2019

Name or company name	MR JM METCALF
Contract type name	GDS Contract
Purpose of contract	General
Contract start date	01/04/2006
Contract end date	

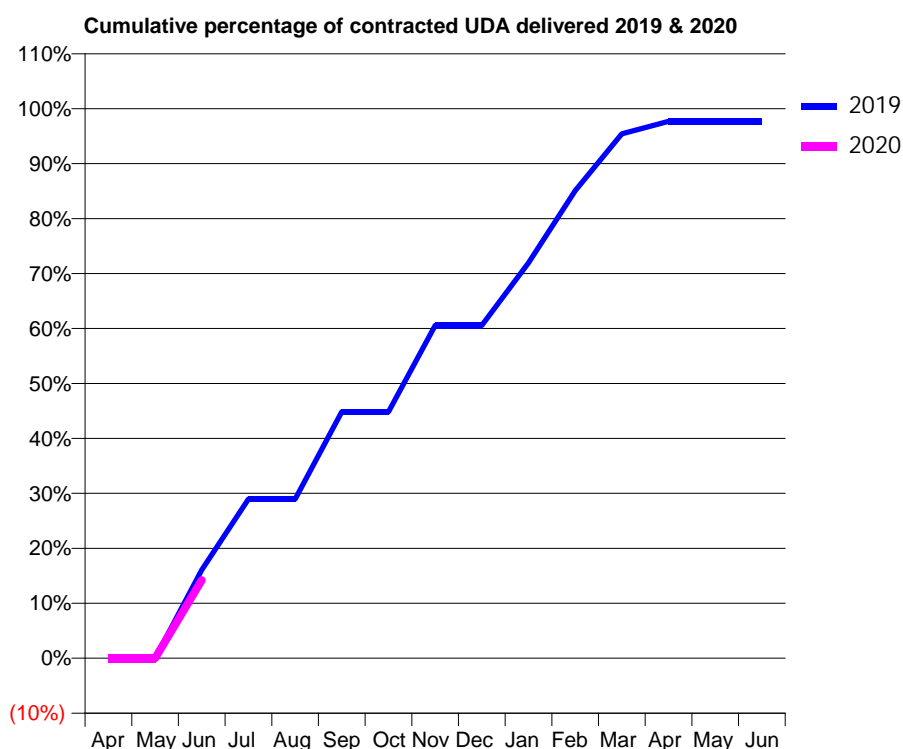
19/20 Contracted general activity (UDA)	1,031
Carry forward general activity (UDA)	0
19/20 Contracted orthodontic activity (UOA)	0
Carry forward orthodontic activity (UOA)	0
Baseline contract value	£29,103.14

ACCESS*

Patients seen in 24 months	Total	Change since previous quarter
Quarter ending June 2018	319	
Quarter ending September 2018	326	↑
Quarter ending December 2018	329	→
Quarter ending March 2019	332	→
Quarter ending June 2019	334	→
Variance since June 2018	4.7%	↑



ACTIVITY



Month	2019	2020
April	0	0
May	0	0
June	165	146
July	299	
August	299	
September	462	
October	462	
November	624	
December	624	
January	742	
February	877	
March	984	
April	1,007	
May	1,007	
June	1,007	

QUALITY

	Quantity	Base Number	Contract	AT	Region	England
% of FP17s for the same patient ID Re-attending within 3 months - Children	4	72	5.6%	10.2%	11.9%	11.4%
% of FP17s for the same patient ID Re-attending within 3 months - Adults	2	12	16.7%	15.5%	17.2%	15.4%
% of FP17s for the same patient ID Re-attending between 3 & 9 months - Children	35	72	48.6%	50.1%	49.8%	59.8%
% of FP17s for the same patient ID Re-attending between 3 & 9 months - Adults	7	12	58.3%	39.4%	39.5%	52.1%
% of FP17s for Band 1 Urgent Courses	2	78	2.6%	10.5%	11.2%	9.2%
% of FP17s Relating to Free Repair or Replacements	0	78	0.0%	0.6%	0.5%	0.7%
% of FP17s Relating to Continuations	0	78	0.0%	0.8%	0.7%	0.8%
% of Patients satisfied with the dentistry they have received	0	0	N/A	91.0%	90.6%	93.4%
% of Patients satisfied with the time they had to wait for an appointment	0	0	N/A	87.1%	83.8%	87.6%

* This is based on patients treated on this contract for their most recent course of treatment.

Figures in italics indicate the base number of FP17s or Patient Questionnaire responses are less than 100. N/A is shown where the base number of responses is less than 10 during the period. % is calculated as Quantity/Base number*100

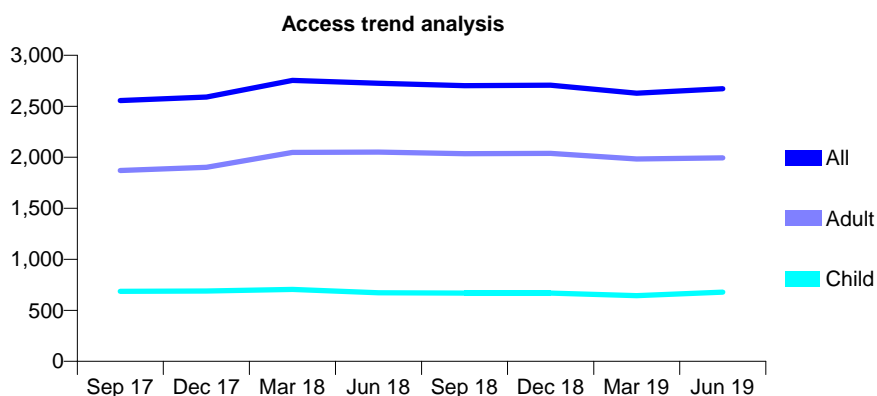
Q63 - Vital Signs At a Glance Contract Report for 771996/0003 - June 2019

Name or company name	MR H RAZBAN
Contract type name	GDS Contract
Purpose of contract	General
Contract start date	01/05/2013
Contract end date	

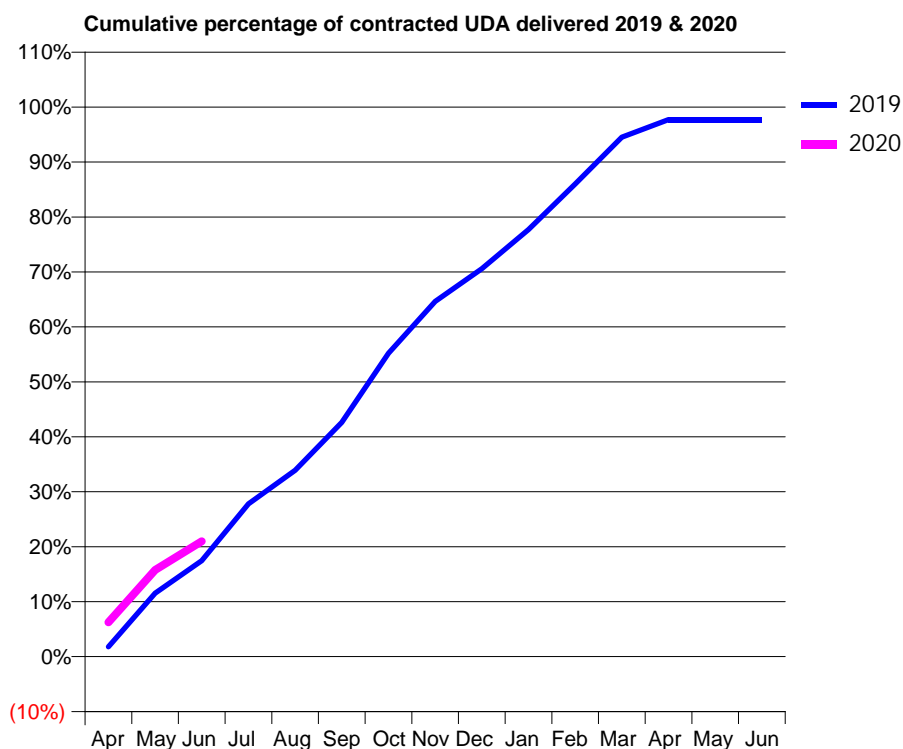
19/20 Contracted general activity (UDA)	6,700
Carry forward general activity (UDA)	0
19/20 Contracted orthodontic activity (UOA)	0
Carry forward orthodontic activity (UOA)	0
Baseline contract value	£164,507.31

ACCESS*

Patients seen in 24 months	Total	Change since previous quarter
Quarter ending June 2018	2,725	
Quarter ending September 2018	2,703	→
Quarter ending December 2018	2,707	→
Quarter ending March 2019	2,628	↓
Quarter ending June 2019	2,673	→
Variance since June 2018	(1.9%)	↓



ACTIVITY



Month	Adjusted Scheduled Activity (UDA)	
	2019	2020
April	121	419
May	773	1,057
June	1,169	1,405
July	1,863	
August	2,272	
September	2,856	
October	3,698	
November	4,330	
December	4,728	
January	5,206	
February	5,764	
March	6,331	
April	6,547	
May	6,547	
June	6,547	

QUALITY

	Quantity	Base Number	Contract	AT	Region	England
% of FP17s for the same patient ID Re-attending within 3 months - Children	11	219	5.0%	10.2%	11.9%	11.4%
% of FP17s for the same patient ID Re-attending within 3 months - Adults	18	434	4.1%	15.5%	17.2%	15.4%
% of FP17s for the same patient ID Re-attending between 3 & 9 months - Children	101	219	46.1%	50.1%	49.8%	59.8%
% of FP17s for the same patient ID Re-attending between 3 & 9 months - Adults	130	434	30.0%	39.4%	39.5%	52.1%
% of FP17s for Band 1 Urgent Courses	34	572	5.9%	10.5%	11.2%	9.2%
% of FP17s Relating to Free Repair or Replacements	0	572	0.0%	0.6%	0.5%	0.7%
% of FP17s Relating to Continuations	4	572	0.7%	0.8%	0.7%	0.8%
% of Patients satisfied with the dentistry they have received	0	0	N/A	91.0%	90.6%	93.4%
% of Patients satisfied with the time they had to wait for an appointment	0	0	N/A	87.1%	83.8%	87.6%

* This is based on patients treated on this contract for their most recent course of treatment. Figures in italics indicate the base number of FP17s or Patient Questionnaire responses are less than 100. N/A is shown where the base number of responses is less than 10 during the period. % is calculated as Quantity/Base number*100

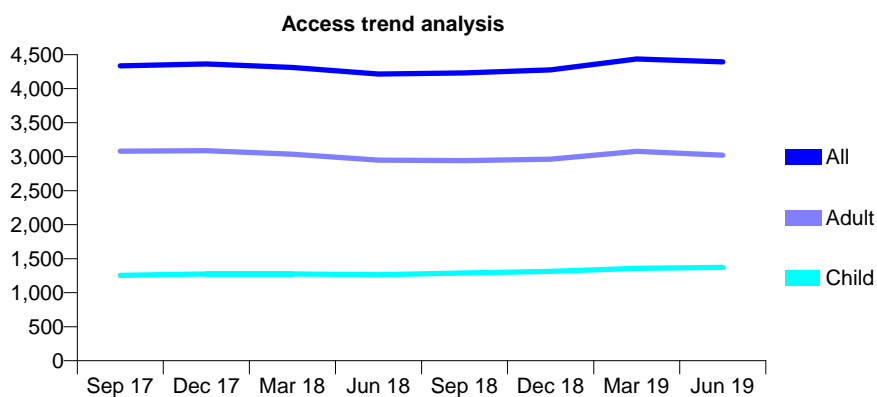
Q63 - Vital Signs At a Glance Contract Report for 772046/0001 - June 2019

Name or company name	MR A PATEL
Contract type name	GDS Contract
Purpose of contract	General
Contract start date	01/03/2015
Contract end date	

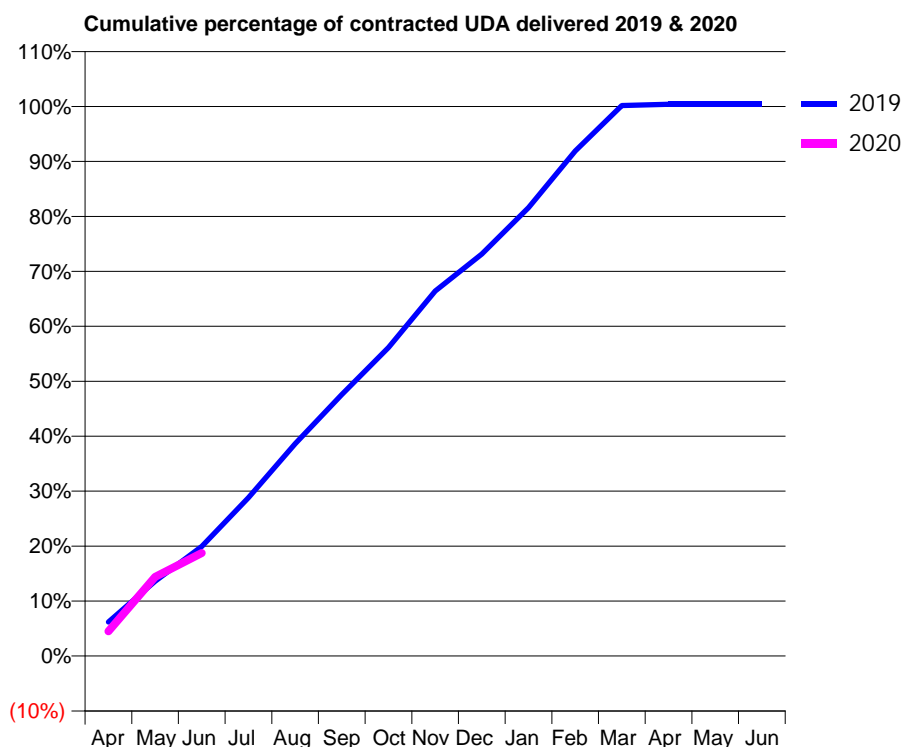
19/20 Contracted general activity (UDA)	8,500
Carry forward general activity (UDA)	0
19/20 Contracted orthodontic activity (UOA)	0
Carry forward orthodontic activity (UOA)	0
Baseline contract value	£230,771.15

ACCESS*

Patients seen in 24 months	Total	Change since previous quarter
Quarter ending June 2018	4,215	
Quarter ending September 2018	4,233	→
Quarter ending December 2018	4,278	→
Quarter ending March 2019	4,437	↑
Quarter ending June 2019	4,396	→
Variance since June 2018	4.3%	↑



ACTIVITY



Month	Adjusted Scheduled Activity (UDA)	
	2019	2020
April	527	383
May	1,158	1,224
June	1,694	1,593
July	2,450	
August	3,284	
September	4,045	
October	4,772	
November	5,644	
December	6,215	
January	6,934	
February	7,809	
March	8,513	
April	8,534	
May	8,534	
June	8,534	

QUALITY

	Quantity	Base Number	Contract	AT	Region	England
% of FP17s for the same patient ID Re-attending within 3 months - Children	17	365	4.7%	10.2%	11.9%	11.4%
% of FP17s for the same patient ID Re-attending within 3 months - Adults	98	672	14.6%	15.5%	17.2%	15.4%
% of FP17s for the same patient ID Re-attending between 3 & 9 months - Children	199	365	54.5%	50.1%	49.8%	59.8%
% of FP17s for the same patient ID Re-attending between 3 & 9 months - Adults	305	672	45.4%	39.4%	39.5%	52.1%
% of FP17s for Band 1 Urgent Courses	175	1,017	17.2%	10.5%	11.2%	9.2%
% of FP17s Relating to Free Repair or Replacements	0	1,017	0.0%	0.6%	0.5%	0.7%
% of FP17s Relating to Continuations	1	1,017	0.1%	0.8%	0.7%	0.8%
% of Patients satisfied with the dentistry they have received	0	0	N/A	91.0%	90.6%	93.4%
% of Patients satisfied with the time they had to wait for an appointment	0	0	N/A	87.1%	83.8%	87.6%

* This is based on patients treated on this contract for their most recent course of treatment. Figures in italics indicate the base number of FP17s or Patient Questionnaire responses are less than 100. N/A is shown where the base number of responses is less than 10 during the period. % is calculated as Quantity/Base number*100

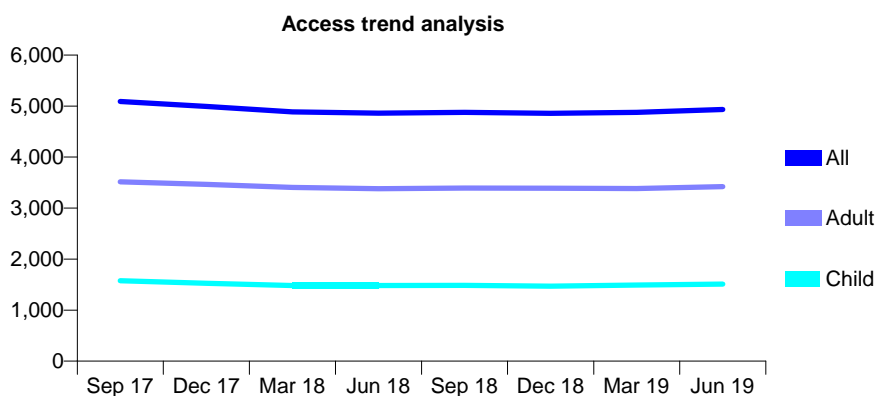
Q63 - Vital Signs At a Glance Contract Report for 772283/0001 - June 2019

Name or company name	Figges Marsh Dental Practice
Contract type name	GDS Contract
Purpose of contract	General
Contract start date	01/04/2006
Contract end date	

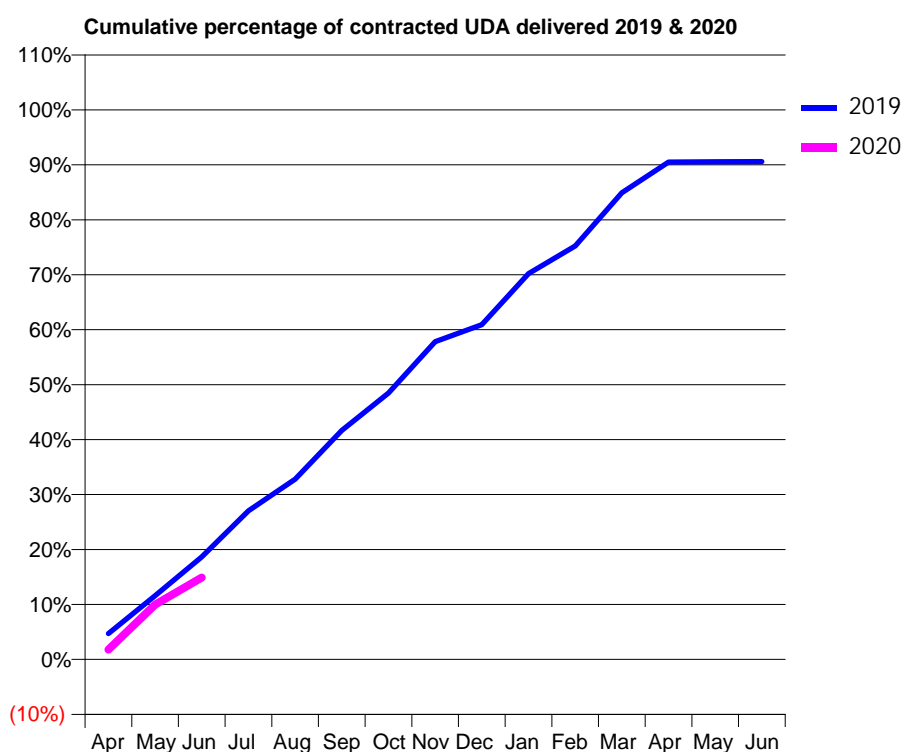
19/20 Contracted general activity (UDA)	17,000
Carry forward general activity (UDA)	0
19/20 Contracted orthodontic activity (UOA)	0
Carry forward orthodontic activity (UOA)	0
Baseline contract value	£442,557.00

ACCESS*

Patients seen in 24 months	Total	Change since previous quarter
Quarter ending June 2018	4,862	
Quarter ending September 2018	4,878	→
Quarter ending December 2018	4,859	→
Quarter ending March 2019	4,876	→
Quarter ending June 2019	4,932	→
Variance since June 2018	1.4%	→



ACTIVITY



Month	2019	2020
April	798	301
May	1,974	1,696
June	3,172	2,531
July	4,600	
August	5,577	
September	7,082	
October	8,239	
November	9,827	
December	10,358	
January	11,933	
February	12,793	
March	14,433	
April	15,385	
May	15,392	
June	15,396	

QUALITY

	Quantity	Base Number	Contract	AT	Region	England
% of FP17s for the same patient ID Re-attending within 3 months - Children	36	479	7.5%	10.2%	11.9%	11.4%
% of FP17s for the same patient ID Re-attending within 3 months - Adults	144	841	17.1%	15.5%	17.2%	15.4%
% of FP17s for the same patient ID Re-attending between 3 & 9 months - Children	219	479	45.7%	50.1%	49.8%	59.8%
% of FP17s for the same patient ID Re-attending between 3 & 9 months - Adults	248	841	29.5%	39.4%	39.5%	52.1%
% of FP17s for Band 1 Urgent Courses	145	937	15.5%	10.5%	11.2%	9.2%
% of FP17s Relating to Free Repair or Replacements	3	937	0.3%	0.6%	0.5%	0.7%
% of FP17s Relating to Continuations	3	937	0.3%	0.8%	0.7%	0.8%
% of Patients satisfied with the dentistry they have received	0	0	N/A	91.0%	90.6%	93.4%
% of Patients satisfied with the time they had to wait for an appointment	0	0	N/A	87.1%	83.8%	87.6%

* This is based on patients treated on this contract for their most recent course of treatment. Figures in italics indicate the base number of FP17s or Patient Questionnaire responses are less than 100. N/A is shown where the base number of responses is less than 10 during the period. % is calculated as Quantity/Base number*100

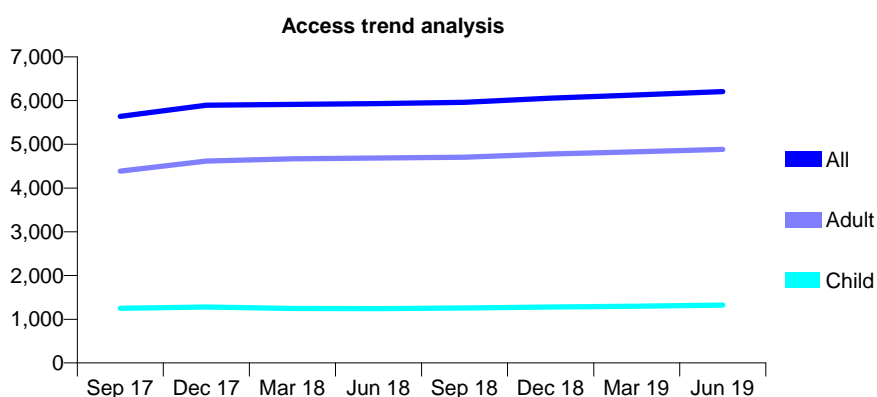
Q63 - Vital Signs At a Glance Contract Report for 775215/0010 - June 2019

Name or company name	MR C PATEL
Contract type name	GDS Contract
Purpose of contract	General and Orthodontic
Contract start date	01/01/2016
Contract end date	

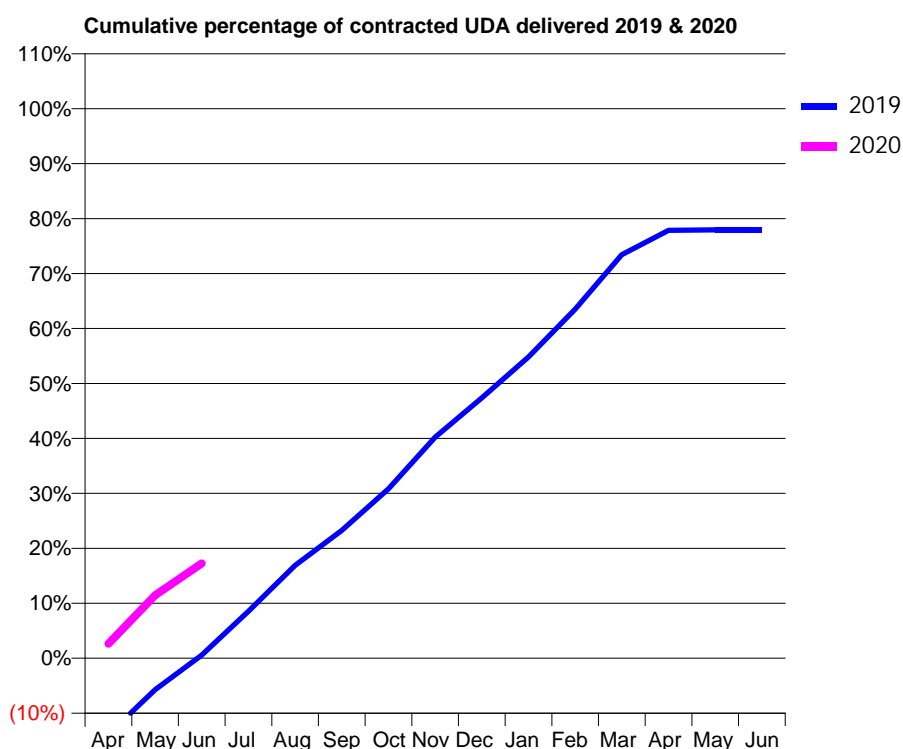
19/20 Contracted general activity (UDA)	23,346
Carry forward general activity (UDA)	0
19/20 Contracted orthodontic activity (UOA)	326
Carry forward orthodontic activity (UOA)	0
Baseline contract value	£783,604.87

ACCESS*

Patients seen in 24 months	Total	Change since previous quarter
Quarter ending June 2018	5,930	
Quarter ending September 2018	5,961	→
Quarter ending December 2018	6,057	→
Quarter ending March 2019	6,128	→
Quarter ending June 2019	6,206	→
Variance since June 2018	4.7%	↑



ACTIVITY



Month	Adjusted Scheduled Activity (UDA)	
	2019	2020
April	-3,236	612
May	-1,340	2,676
June	136	4,033
July	1,995	
August	3,943	
September	5,431	
October	7,197	
November	9,388	
December	11,063	
January	12,800	
February	14,833	
March	17,141	
April	18,179	
May	18,195	
June	18,195	

QUALITY

	Quantity	Base Number	Contract	AT	Region	England
% of FP17s for the same patient ID Re-attending within 3 months - Children	26	409	6.4%	10.2%	11.9%	11.4%
% of FP17s for the same patient ID Re-attending within 3 months - Adults	140	1,264	11.1%	15.5%	17.2%	15.4%
% of FP17s for the same patient ID Re-attending between 3 & 9 months - Children	210	409	51.3%	50.1%	49.8%	59.8%
% of FP17s for the same patient ID Re-attending between 3 & 9 months - Adults	515	1,264	40.7%	39.4%	39.5%	52.1%
% of FP17s for Band 1 Urgent Courses	171	1,436	11.9%	10.5%	11.2%	9.2%
% of FP17s Relating to Free Repair or Replacements	7	1,436	0.5%	0.6%	0.5%	0.7%
% of FP17s Relating to Continuations	6	1,436	0.4%	0.8%	0.7%	0.8%
% of Patients satisfied with the dentistry they have received	3	3	N/A	91.0%	90.6%	93.4%
% of Patients satisfied with the time they had to wait for an appointment	3	3	N/A	87.1%	83.8%	87.6%

* This is based on patients treated on this contract for their most recent course of treatment.

Figures in italics indicate the base number of FP17s or Patient Questionnaire responses are less than 100. N/A is shown where the base number of responses is less than 10 during the period. % is calculated as Quantity/Base number*100

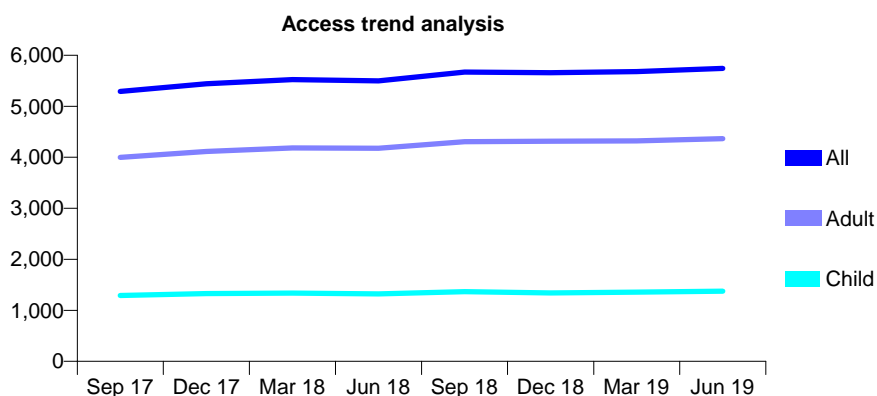
Q63 - Vital Signs At a Glance Contract Report for 775304/0001 - June 2019

Name or company name	Mrs Megha Deval
Contract type name	GDS Contract
Purpose of contract	General
Contract start date	19/04/2008
Contract end date	

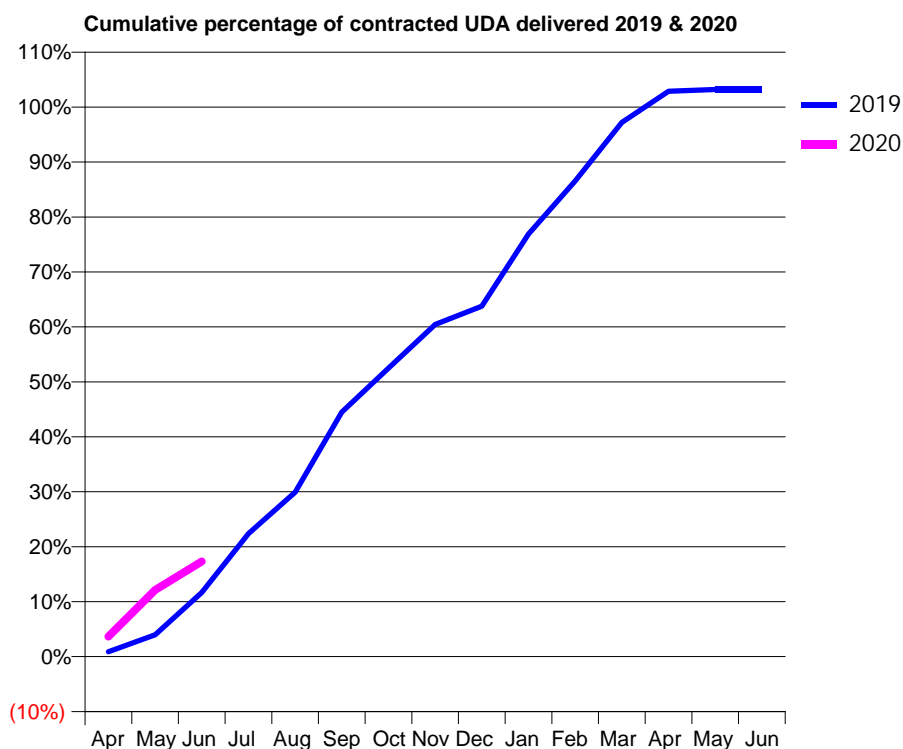
19/20 Contracted general activity (UDA)	15,500
Carry forward general activity (UDA)	0
19/20 Contracted orthodontic activity (UOA)	0
Carry forward orthodontic activity (UOA)	0
Baseline contract value	£363,915.57

ACCESS*

Patients seen in 24 months	Total	Change since previous quarter
Quarter ending June 2018	5,498	
Quarter ending September 2018	5,670	↑
Quarter ending December 2018	5,658	→
Quarter ending March 2019	5,681	→
Quarter ending June 2019	5,742	→
Variance since June 2018	4.4%	↑



ACTIVITY



Month	Adjusted Scheduled Activity (UDA)	
	2019	2020
April	137	565
May	619	1,877
June	1,809	2,685
July	3,469	
August	4,638	
September	6,896	
October	8,139	
November	9,368	
December	9,883	
January	11,916	
February	13,418	
March	15,065	
April	15,945	
May	15,997	
June	15,997	

QUALITY

	Quantity	Base Number	Contract	AT	Region	England
% of FP17s for the same patient ID Re-attending within 3 months - Children	31	329	9.4%	10.2%	11.9%	11.4%
% of FP17s for the same patient ID Re-attending within 3 months - Adults	164	994	16.5%	15.5%	17.2%	15.4%
% of FP17s for the same patient ID Re-attending between 3 & 9 months - Children	99	329	30.1%	50.1%	49.8%	59.8%
% of FP17s for the same patient ID Re-attending between 3 & 9 months - Adults	265	994	26.7%	39.4%	39.5%	52.1%
% of FP17s for Band 1 Urgent Courses	119	973	12.2%	10.5%	11.2%	9.2%
% of FP17s Relating to Free Repair or Replacements	3	973	0.3%	0.6%	0.5%	0.7%
% of FP17s Relating to Continuations	15	973	1.5%	0.8%	0.7%	0.8%
% of Patients satisfied with the dentistry they have received	0	0	N/A	91.0%	90.6%	93.4%
% of Patients satisfied with the time they had to wait for an appointment	0	0	N/A	87.1%	83.8%	87.6%

* This is based on patients treated on this contract for their most recent course of treatment. Figures in italics indicate the base number of FP17s or Patient Questionnaire responses are less than 100. N/A is shown where the base number of responses is less than 10 during the period. % is calculated as Quantity/Base number*100

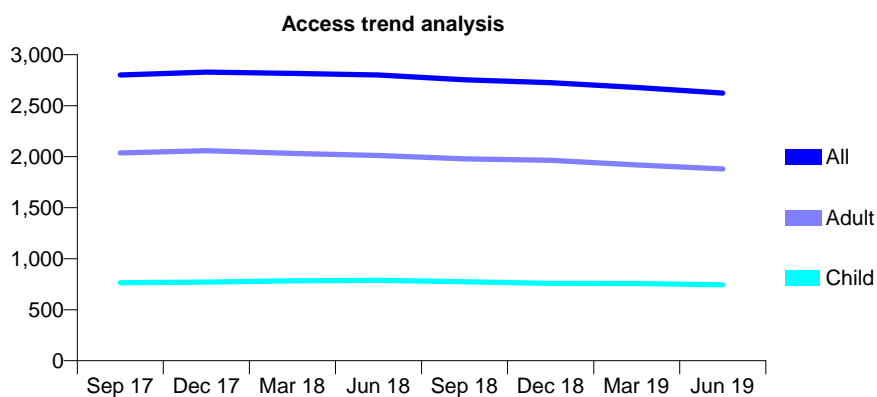
Q63 - Vital Signs At a Glance Contract Report for 776513/0002 - June 2019

Name or company name	MS P GUPTA
Contract type name	GDS Contract
Purpose of contract	General
Contract start date	09/03/2007
Contract end date	

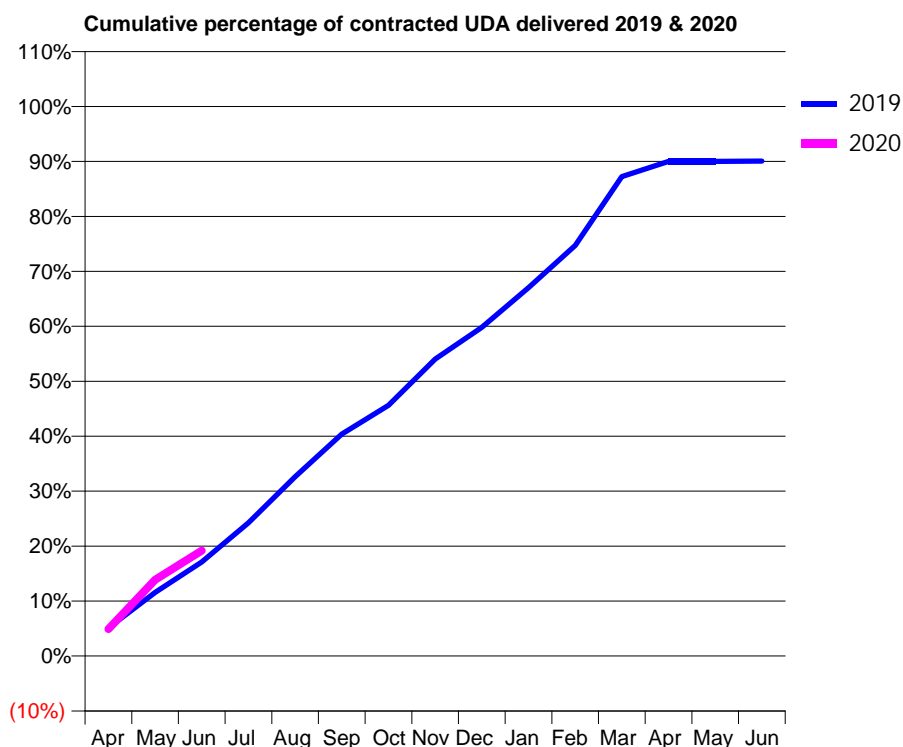
19/20 Contracted general activity (UDA)	7,716
Carry forward general activity (UDA)	0
19/20 Contracted orthodontic activity (UOA)	0
Carry forward orthodontic activity (UOA)	0
Baseline contract value	£205,872.99

ACCESS*

Patients seen in 24 months	Total	Change since previous quarter
Quarter ending June 2018	2,801	
Quarter ending September 2018	2,753	↓
Quarter ending December 2018	2,725	↓
Quarter ending March 2019	2,678	↓
Quarter ending June 2019	2,624	↓
Variance since June 2018	(6.3%)	↓



ACTIVITY



Month	Adjusted Scheduled Activity (UDA)	
	2019	2020
April	394	379
May	894	1,072
June	1,321	1,481
July	1,872	
August	2,517	
September	3,116	
October	3,519	
November	4,169	
December	4,614	
January	5,171	
February	5,765	
March	6,730	
April	6,943	
May	6,944	
June	6,950	

QUALITY

	Quantity	Base Number	Contract	AT	Region	England
% of FP17s for the same patient ID Re-attending within 3 months - Children	34	265	12.8%	10.2%	11.9%	11.4%
% of FP17s for the same patient ID Re-attending within 3 months - Adults	139	619	22.5%	15.5%	17.2%	15.4%
% of FP17s for the same patient ID Re-attending between 3 & 9 months - Children	141	265	53.2%	50.1%	49.8%	59.8%
% of FP17s for the same patient ID Re-attending between 3 & 9 months - Adults	274	619	44.3%	39.4%	39.5%	52.1%
% of FP17s for Band 1 Urgent Courses	68	760	8.9%	10.5%	11.2%	9.2%
% of FP17s Relating to Free Repair or Replacements	8	760	1.1%	0.6%	0.5%	0.7%
% of FP17s Relating to Continuations	21	760	2.8%	0.8%	0.7%	0.8%
% of Patients satisfied with the dentistry they have received	2	2	N/A	91.0%	90.6%	93.4%
% of Patients satisfied with the time they had to wait for an appointment	2	2	N/A	87.1%	83.8%	87.6%

* This is based on patients treated on this contract for their most recent course of treatment. Figures in italics indicate the base number of FP17s or Patient Questionnaire responses are less than 100. N/A is shown where the base number of responses is less than 10 during the period. % is calculated as Quantity/Base number*100

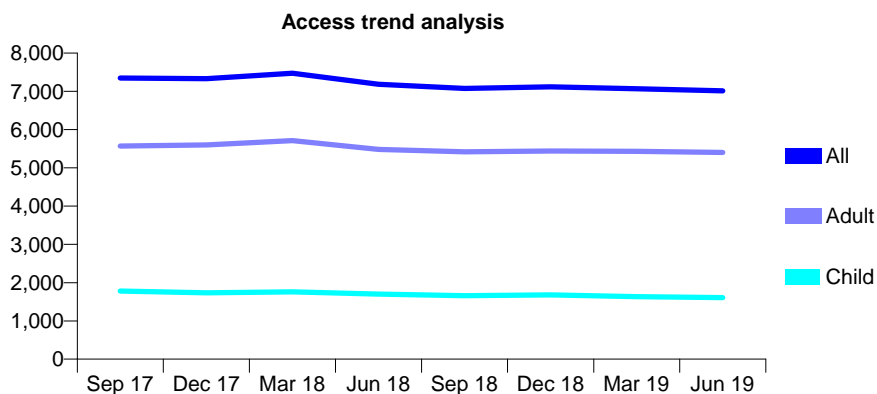
Q63 - Vital Signs At a Glance Contract Report for 781584/0001 - June 2019

Name or company name	MR M KANANI
Contract type name	GDS Contract
Purpose of contract	General
Contract start date	01/04/2007
Contract end date	

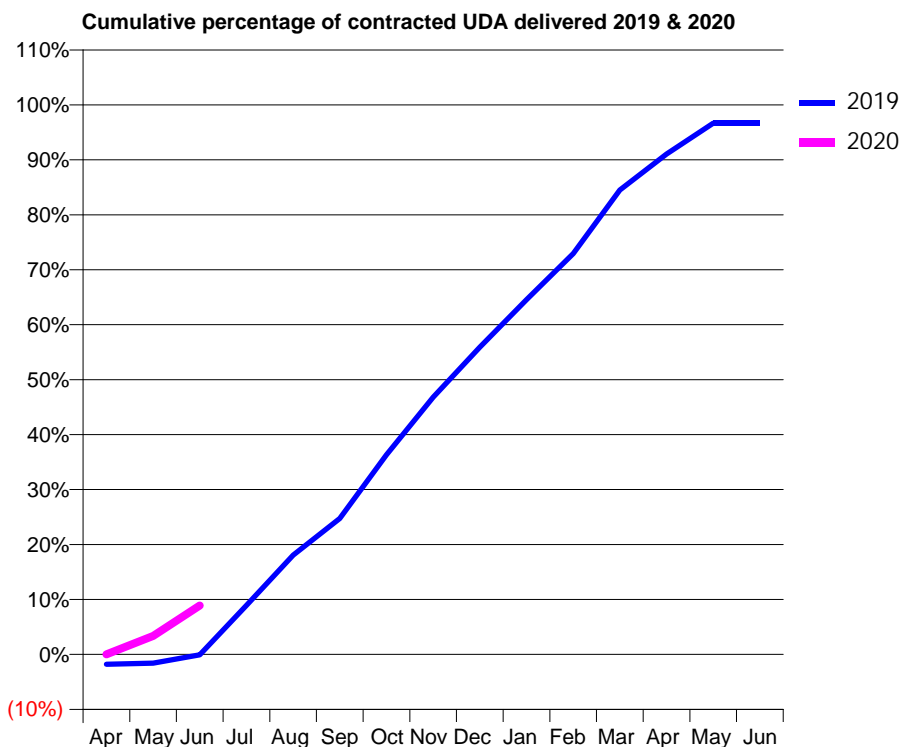
19/20 Contracted general activity (UDA)	26,302
Carry forward general activity (UDA)	0
19/20 Contracted orthodontic activity (UOA)	0
Carry forward orthodontic activity (UOA)	0
Baseline contract value	£721,394.14

ACCESS*

Patients seen in 24 months	Total	Change since previous quarter
Quarter ending June 2018	7,184	
Quarter ending September 2018	7,073	↓
Quarter ending December 2018	7,116	→
Quarter ending March 2019	7,067	→
Quarter ending June 2019	7,011	→
Variance since June 2018	(2.4%)	↓



ACTIVITY



Month	2019	2020
April	-478	0
May	-421	886
June	-19	2,341
July	2,345	
August	4,751	
September	6,505	
October	9,556	
November	12,316	
December	14,703	
January	16,976	
February	19,184	
March	22,221	
April	23,954	
May	25,426	
June	25,423	

QUALITY

	Quantity	Base Number	Contract	AT	Region	England
% of FP17s for the same patient ID Re-attending within 3 months - Children	35	356	9.8%	10.2%	11.9%	11.4%
% of FP17s for the same patient ID Re-attending within 3 months - Adults	173	1,135	15.2%	15.5%	17.2%	15.4%
% of FP17s for the same patient ID Re-attending between 3 & 9 months - Children	134	356	37.6%	50.1%	49.8%	59.8%
% of FP17s for the same patient ID Re-attending between 3 & 9 months - Adults	311	1,135	27.4%	39.4%	39.5%	52.1%
% of FP17s for Band 1 Urgent Courses	130	674	19.3%	10.5%	11.2%	9.2%
% of FP17s Relating to Free Repair or Replacements	2	674	0.3%	0.6%	0.5%	0.7%
% of FP17s Relating to Continuations	8	674	1.2%	0.8%	0.7%	0.8%
% of Patients satisfied with the dentistry they have received	2	2	N/A	91.0%	90.6%	93.4%
% of Patients satisfied with the time they had to wait for an appointment	2	2	N/A	87.1%	83.8%	87.6%

* This is based on patients treated on this contract for their most recent course of treatment. Figures in italics indicate the base number of FP17s or Patient Questionnaire responses are less than 100. N/A is shown where the base number of responses is less than 10 during the period. % is calculated as Quantity/Base number*100

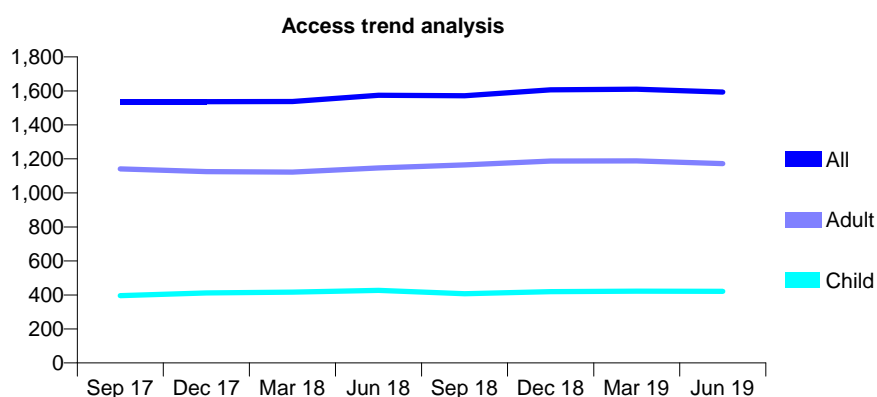
Q63 - Vital Signs At a Glance Contract Report for 781789/0001 - June 2019

Name or company name	L Haghogozar & Mohammed Najafi
Contract type name	GDS Contract
Purpose of contract	General
Contract start date	01/04/2006
Contract end date	

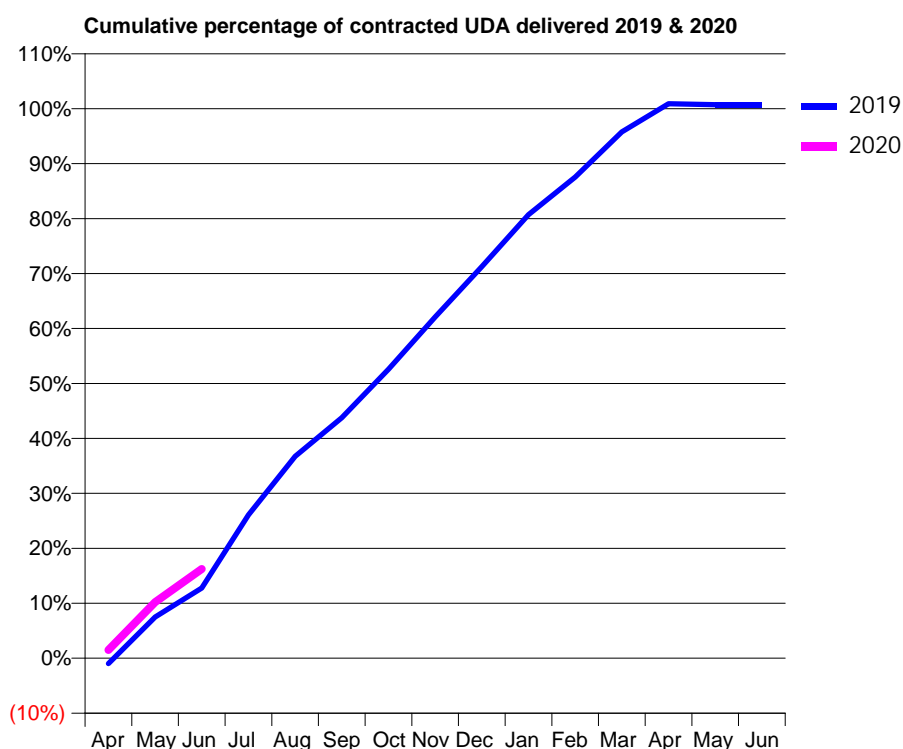
19/20 Contracted general activity (UDA)	5,596
Carry forward general activity (UDA)	0
19/20 Contracted orthodontic activity (UOA)	0
Carry forward orthodontic activity (UOA)	0
Baseline contract value	£162,845.31

ACCESS*

Patients seen in 24 months	Total	Change since previous quarter
Quarter ending June 2018	1,574	
Quarter ending September 2018	1,571	→
Quarter ending December 2018	1,606	↑
Quarter ending March 2019	1,610	→
Quarter ending June 2019	1,593	↓
Variance since June 2018	1.2%	→



ACTIVITY



Month	Adjusted Scheduled Activity (UDA)	
	2019	2020
April	-55	83
May	420	571
June	715	910
July	1,459	
August	2,057	
September	2,449	
October	2,942	
November	3,476	
December	3,986	
January	4,518	
February	4,900	
March	5,360	
April	5,646	
May	5,637	
June	5,637	

QUALITY

	Quantity	Base Number	Contract	AT	Region	England
% of FP17s for the same patient ID Re-attending within 3 months - Children	8	128	6.3%	10.2%	11.9%	11.4%
% of FP17s for the same patient ID Re-attending within 3 months - Adults	67	333	20.1%	15.5%	17.2%	15.4%
% of FP17s for the same patient ID Re-attending between 3 & 9 months - Children	54	128	42.2%	50.1%	49.8%	59.8%
% of FP17s for the same patient ID Re-attending between 3 & 9 months - Adults	132	333	39.6%	39.4%	39.5%	52.1%
% of FP17s for Band 1 Urgent Courses	59	370	15.9%	10.5%	11.2%	9.2%
% of FP17s Relating to Free Repair or Replacements	3	370	0.8%	0.6%	0.5%	0.7%
% of FP17s Relating to Continuations	3	370	0.8%	0.8%	0.7%	0.8%
% of Patients satisfied with the dentistry they have received	0	0	N/A	91.0%	90.6%	93.4%
% of Patients satisfied with the time they had to wait for an appointment	0	0	N/A	87.1%	83.8%	87.6%

* This is based on patients treated on this contract for their most recent course of treatment.

Figures in italics indicate the base number of FP17s or Patient Questionnaire responses are less than 100. N/A is shown where the base number of responses is less than 10 during the period. % is calculated as Quantity/Base number*100

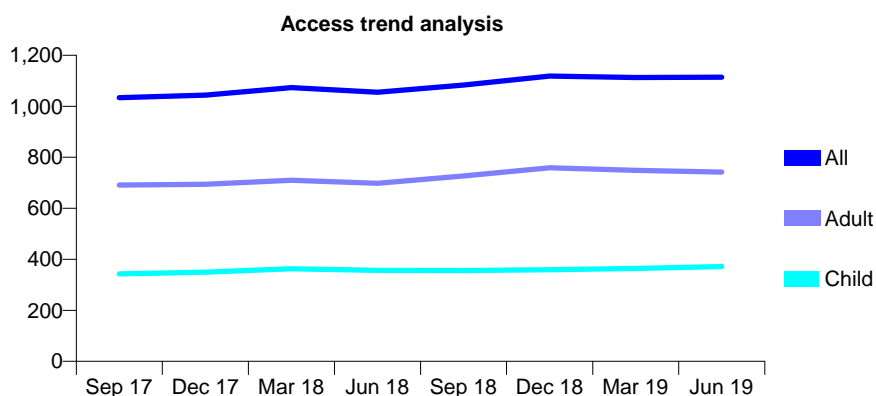
Q63 - Vital Signs At a Glance Contract Report for 781819/0001 - June 2019

Name or company name	MRS I AZENABOR
Contract type name	GDS Contract
Purpose of contract	General
Contract start date	01/04/2011
Contract end date	

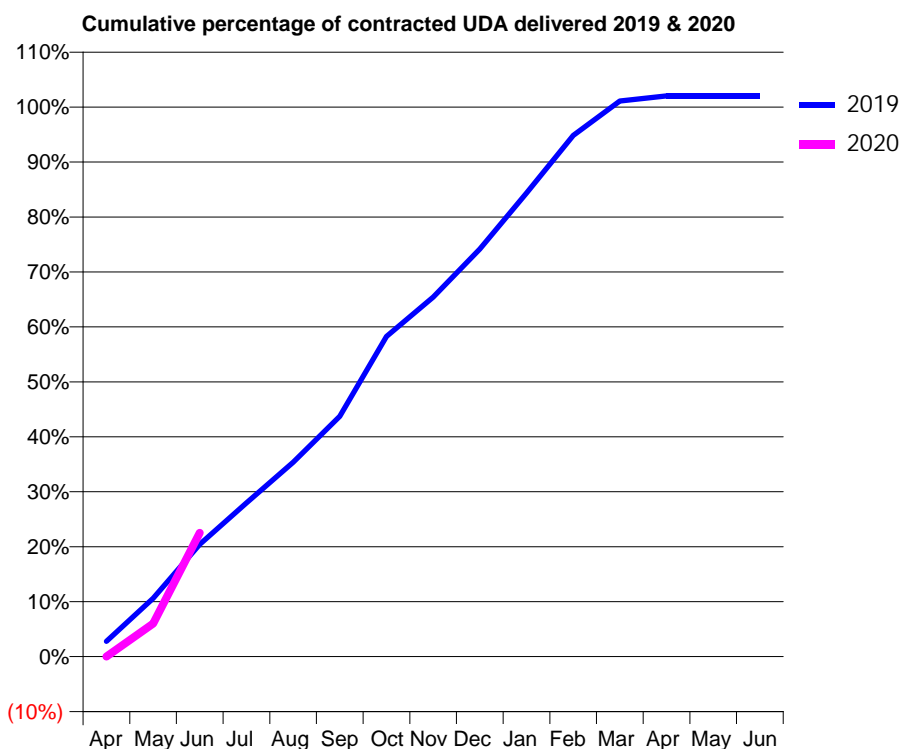
19/20 Contracted general activity (UDA)	2,519
Carry forward general activity (UDA)	0
19/20 Contracted orthodontic activity (UOA)	0
Carry forward orthodontic activity (UOA)	0
Baseline contract value	£66,935.01

ACCESS*

Patients seen in 24 months	Total	Change since previous quarter
Quarter ending June 2018	1,055	
Quarter ending September 2018	1,083	↑
Quarter ending December 2018	1,118	↑
Quarter ending March 2019	1,113	→
Quarter ending June 2019	1,114	→
Variance since June 2018	5.6%	↑



ACTIVITY



Month	Adjusted Scheduled Activity (UDA)	
	2019	2020
April	70	0
May	267	152
June	515	568
July	705	
August	891	
September	1,102	
October	1,467	
November	1,649	
December	1,868	
January	2,125	
February	2,389	
March	2,546	
April	2,570	
May	2,570	
June	2,570	

QUALITY

	Quantity	Base Number	Contract	AT	Region	England
% of FP17s for the same patient ID Re-attending within 3 months - Children	1	126	0.8%	10.2%	11.9%	11.4%
% of FP17s for the same patient ID Re-attending within 3 months - Adults	12	172	7.0%	15.5%	17.2%	15.4%
% of FP17s for the same patient ID Re-attending between 3 & 9 months - Children	56	126	44.4%	50.1%	49.8%	59.8%
% of FP17s for the same patient ID Re-attending between 3 & 9 months - Adults	79	172	45.9%	39.4%	39.5%	52.1%
% of FP17s for Band 1 Urgent Courses	14	296	4.7%	10.5%	11.2%	9.2%
% of FP17s Relating to Free Repair or Replacements	0	296	0.0%	0.6%	0.5%	0.7%
% of FP17s Relating to Continuations	0	296	0.0%	0.8%	0.7%	0.8%
% of Patients satisfied with the dentistry they have received	2	2	N/A	91.0%	90.6%	93.4%
% of Patients satisfied with the time they had to wait for an appointment	2	2	N/A	87.1%	83.8%	87.6%

* This is based on patients treated on this contract for their most recent course of treatment. Figures in italics indicate the base number of FP17s or Patient Questionnaire responses are less than 100. N/A is shown where the base number of responses is less than 10 during the period. % is calculated as Quantity/Base number*100

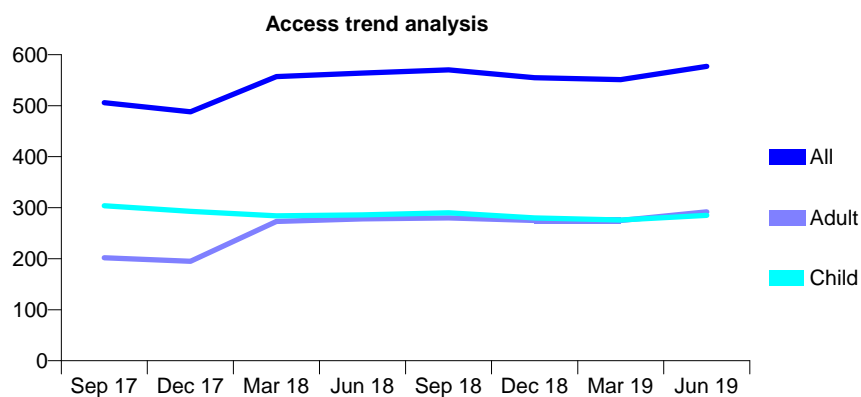
Q63 - Vital Signs At a Glance Contract Report for 794694/0001 - June 2019

Name or company name	Shirley Park Dental Surgery
Contract type name	GDS Contract
Purpose of contract	General
Contract start date	01/04/2006
Contract end date	

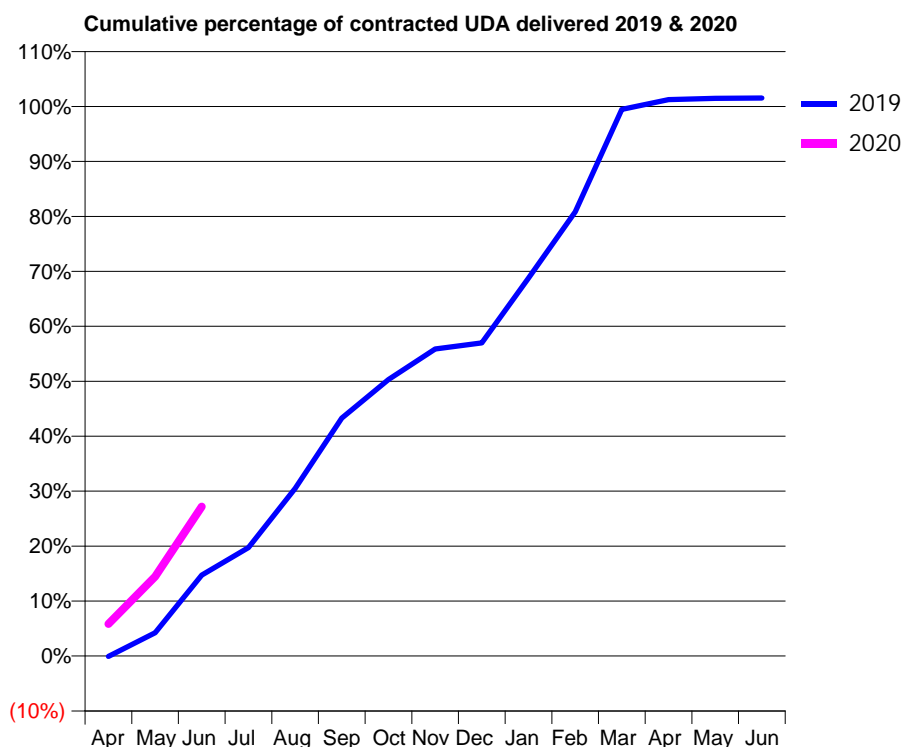
19/20 Contracted general activity (UDA)	1,344
Carry forward general activity (UDA)	0
19/20 Contracted orthodontic activity (UOA)	0
Carry forward orthodontic activity (UOA)	0
Baseline contract value	£31,027.81

ACCESS*

Patients seen in 24 months	Total	Change since previous quarter
Quarter ending June 2018	564	
Quarter ending September 2018	570	→
Quarter ending December 2018	555	↓
Quarter ending March 2019	551	→
Quarter ending June 2019	577	↑
Variance since June 2018	2.3%	↑



ACTIVITY



Month	Adjusted Scheduled Activity (UDA)	
	2019	2020
April	-1	78
May	57	195
June	198	365
July	265	
August	410	
September	582	
October	676	
November	751	
December	766	
January	925	
February	1,086	
March	1,337	
April	1,361	
May	1,364	
June	1,365	

QUALITY

	Quantity	Base Number	Contract	AT	Region	England
% of FP17s for the same patient ID Re-attending within 3 months - Children	12	102	11.8%	10.2%	11.9%	11.4%
% of FP17s for the same patient ID Re-attending within 3 months - Adults	13	55	23.6%	15.5%	17.2%	15.4%
% of FP17s for the same patient ID Re-attending between 3 & 9 months - Children	54	102	52.9%	50.1%	49.8%	59.8%
% of FP17s for the same patient ID Re-attending between 3 & 9 months - Adults	17	55	30.9%	39.4%	39.5%	52.1%
% of FP17s for Band 1 Urgent Courses	7	142	4.9%	10.5%	11.2%	9.2%
% of FP17s Relating to Free Repair or Replacements	0	142	0.0%	0.6%	0.5%	0.7%
% of FP17s Relating to Continuations	0	142	0.0%	0.8%	0.7%	0.8%
% of Patients satisfied with the dentistry they have received	0	0	N/A	91.0%	90.6%	93.4%
% of Patients satisfied with the time they had to wait for an appointment	0	0	N/A	87.1%	83.8%	87.6%

* This is based on patients treated on this contract for their most recent course of treatment. Figures in italics indicate the base number of FP17s or Patient Questionnaire responses are less than 100. N/A is shown where the base number of responses is less than 10 during the period. % is calculated as Quantity/Base number*100

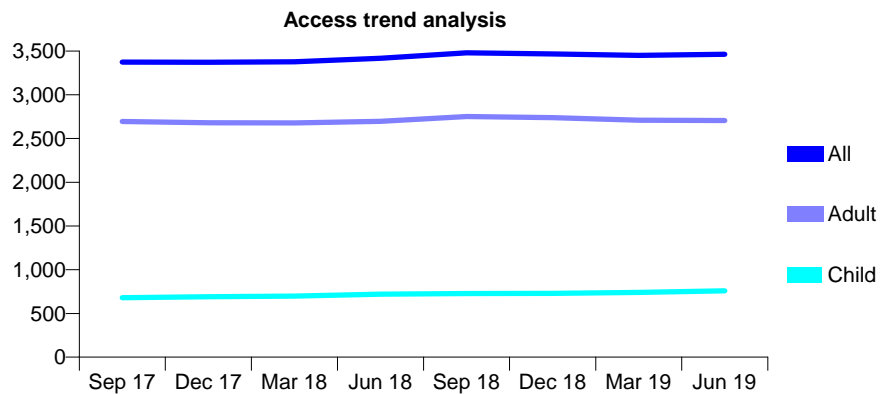
Q63 - Vital Signs At a Glance Contract Report for 801011/0001 - June 2019

Name or company name	MR H KELAY
Contract type name	GDS Contract
Purpose of contract	General
Contract start date	01/04/2006
Contract end date	

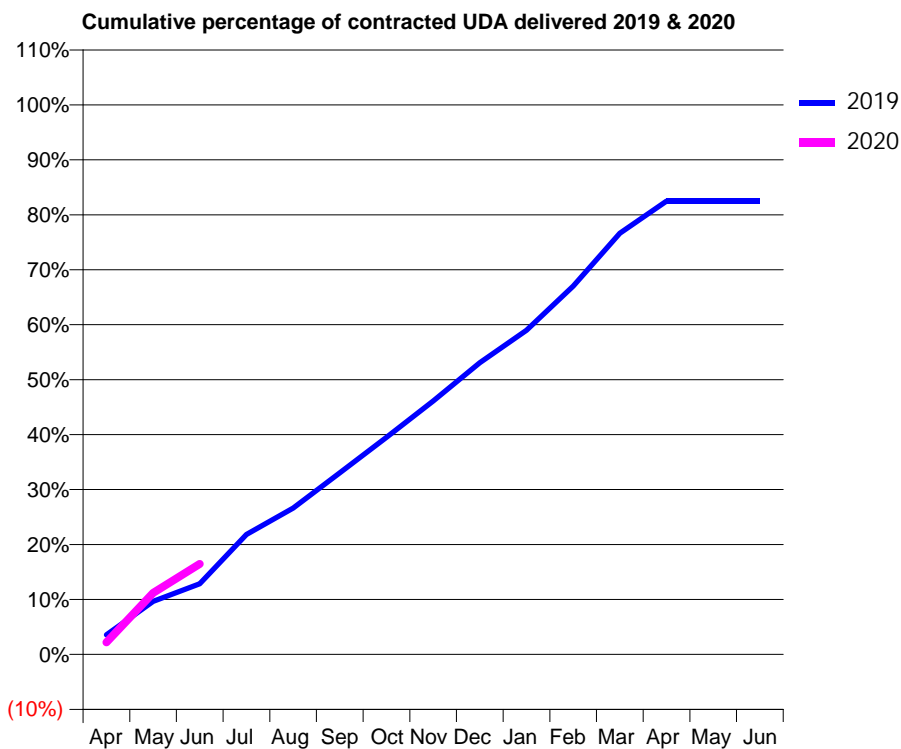
19/20 Contracted general activity (UDA)	11,000
Carry forward general activity (UDA)	0
19/20 Contracted orthodontic activity (UOA)	0
Carry forward orthodontic activity (UOA)	0
Baseline contract value	£259,578.50

ACCESS*

Patients seen in 24 months	Total	Change since previous quarter
Quarter ending June 2018	3,417	
Quarter ending September 2018	3,479	→
Quarter ending December 2018	3,467	→
Quarter ending March 2019	3,450	→
Quarter ending June 2019	3,464	→
Variance since June 2018	1.4%	→



ACTIVITY



Month	Adjusted Scheduled Activity (UDA)	
	2019	2020
April	393	241
May	1,063	1,233
June	1,416	1,810
July	2,401	
August	2,930	
September	3,635	
October	4,347	
November	5,074	
December	5,839	
January	6,487	
February	7,372	
March	8,430	
April	9,076	
May	9,076	
June	9,076	

QUALITY

	Quantity	Base Number	Contract	AT	Region	England
% of FP17s for the same patient ID Re-attending within 3 months - Children	24	221	10.9%	10.2%	11.9%	11.4%
% of FP17s for the same patient ID Re-attending within 3 months - Adults	128	696	18.4%	15.5%	17.2%	15.4%
% of FP17s for the same patient ID Re-attending between 3 & 9 months - Children	65	221	29.4%	50.1%	49.8%	59.8%
% of FP17s for the same patient ID Re-attending between 3 & 9 months - Adults	264	696	37.9%	39.4%	39.5%	52.1%
% of FP17s for Band 1 Urgent Courses	61	722	8.4%	10.5%	11.2%	9.2%
% of FP17s Relating to Free Repair or Replacements	2	722	0.3%	0.6%	0.5%	0.7%
% of FP17s Relating to Continuations	22	722	3.0%	0.8%	0.7%	0.8%
% of Patients satisfied with the dentistry they have received	3	3	N/A	91.0%	90.6%	93.4%
% of Patients satisfied with the time they had to wait for an appointment	2	3	N/A	87.1%	83.8%	87.6%

* This is based on patients treated on this contract for their most recent course of treatment. Figures in italics indicate the base number of FP17s or Patient Questionnaire responses are less than 100. N/A is shown where the base number of responses is less than 10 during the period. % is calculated as Quantity/Base number*100

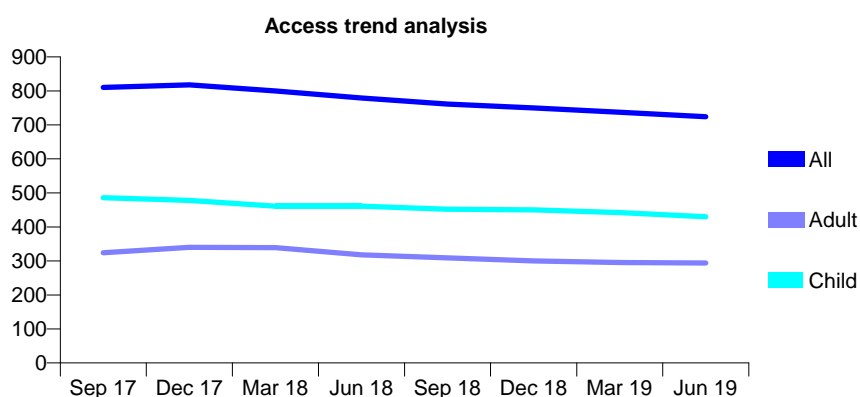
Q63 - Vital Signs At a Glance Contract Report for 801518/0001 - June 2019

Name or company name	David H Keen, Thanusha Raajanathan & R
Contract type name	GDS Contract
Purpose of contract	General
Contract start date	01/04/2006
Contract end date	

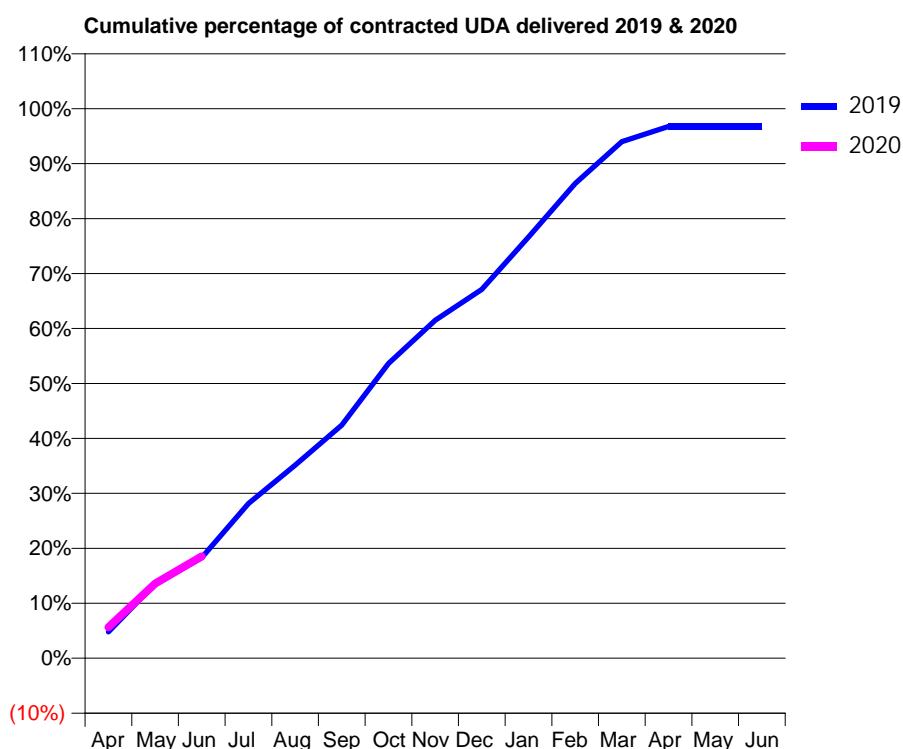
19/20 Contracted general activity (UDA)	2,287
Carry forward general activity (UDA)	0
19/20 Contracted orthodontic activity (UOA)	0
Carry forward orthodontic activity (UOA)	0
Baseline contract value	£60,941.58

ACCESS*

Patients seen in 24 months	Total	Change since previous quarter
Quarter ending June 2018	779	
Quarter ending September 2018	761	↓
Quarter ending December 2018	750	↓
Quarter ending March 2019	737	↓
Quarter ending June 2019	724	↓
Variance since June 2018	(7.1%)	↓



ACTIVITY



Month	2019	2020
April	109	129
May	310	310
June	419	424
July	644	
August	803	
September	970	
October	1,227	
November	1,407	
December	1,535	
January	1,752	
February	1,975	
March	2,150	
April	2,213	
May	2,213	
June	2,213	

QUALITY

	Quantity	Base Number	Contract	AT	Region	England
% of FP17s for the same patient ID Re-attending within 3 months - Children	14	127	11.0%	10.2%	11.9%	11.4%
% of FP17s for the same patient ID Re-attending within 3 months - Adults	10	78	12.8%	15.5%	17.2%	15.4%
% of FP17s for the same patient ID Re-attending between 3 & 9 months - Children	70	127	55.1%	50.1%	49.8%	59.8%
% of FP17s for the same patient ID Re-attending between 3 & 9 months - Adults	39	78	50.0%	39.4%	39.5%	52.1%
% of FP17s for Band 1 Urgent Courses	5	177	2.8%	10.5%	11.2%	9.2%
% of FP17s Relating to Free Repair or Replacements	0	177	0.0%	0.6%	0.5%	0.7%
% of FP17s Relating to Continuations	0	177	0.0%	0.8%	0.7%	0.8%
% of Patients satisfied with the dentistry they have received	0	0	N/A	91.0%	90.6%	93.4%
% of Patients satisfied with the time they had to wait for an appointment	0	0	N/A	87.1%	83.8%	87.6%

* This is based on patients treated on this contract for their most recent course of treatment.

Figures in italics indicate the base number of FP17s or Patient Questionnaire responses are less than 100. N/A is shown where the base number of responses is less than 10 during the period. % is calculated as Quantity/Base number*100

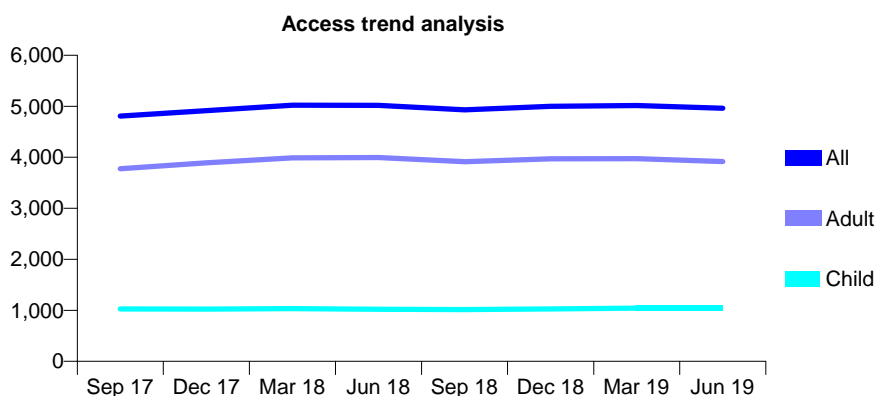
Q63 - Vital Signs At a Glance Contract Report for 803804/0001 - June 2019

Name or company name	Parvin Faramarzi
Contract type name	GDS Contract
Purpose of contract	General
Contract start date	01/04/2006
Contract end date	

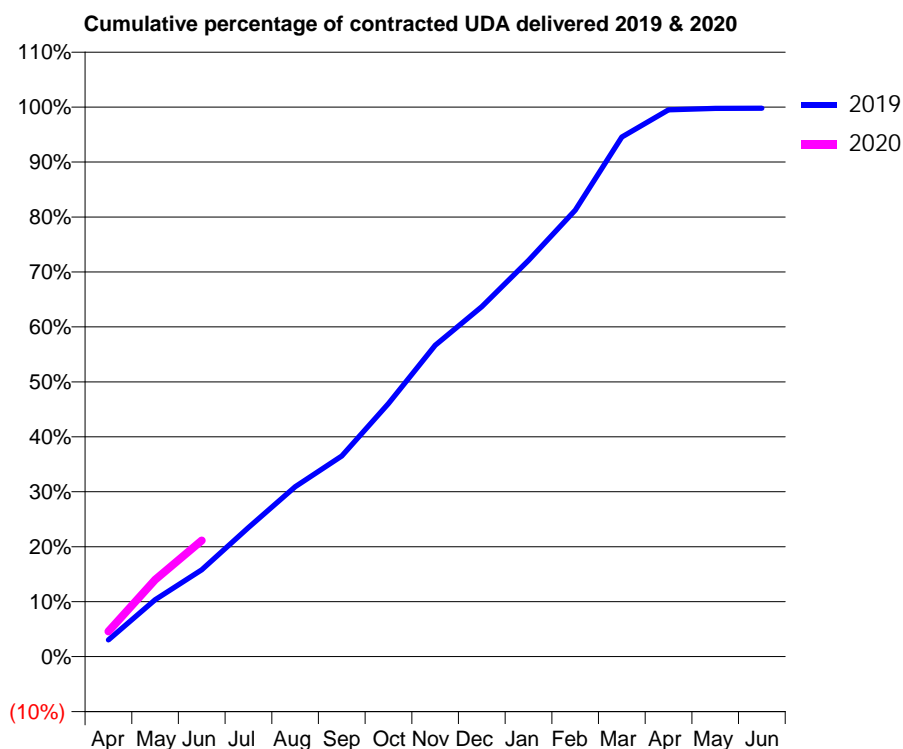
19/20 Contracted general activity (UDA)	13,632
Carry forward general activity (UDA)	0
19/20 Contracted orthodontic activity (UOA)	0
Carry forward orthodontic activity (UOA)	0
Baseline contract value	£364,364.50

ACCESS*

Patients seen in 24 months	Total	Change since previous quarter
Quarter ending June 2018	5,019	
Quarter ending September 2018	4,929	↓
Quarter ending December 2018	5,000	→
Quarter ending March 2019	5,016	→
Quarter ending June 2019	4,960	↓
Variance since June 2018	(1.2%)	↓



ACTIVITY



Month	Adjusted Scheduled Activity (UDA)	
	2019	2020
April	414	626
May	1,410	1,906
June	2,154	2,881
July	3,200	
August	4,212	
September	4,978	
October	6,277	
November	7,721	
December	8,677	
January	9,827	
February	11,075	
March	12,888	
April	13,564	
May	13,598	
June	13,601	

QUALITY

	Quantity	Base Number	Contract	AT	Region	England
% of FP17s for the same patient ID Re-attending within 3 months - Children	12	274	4.4%	10.2%	11.9%	11.4%
% of FP17s for the same patient ID Re-attending within 3 months - Adults	130	961	13.5%	15.5%	17.2%	15.4%
% of FP17s for the same patient ID Re-attending between 3 & 9 months - Children	90	274	32.8%	50.1%	49.8%	59.8%
% of FP17s for the same patient ID Re-attending between 3 & 9 months - Adults	292	961	30.4%	39.4%	39.5%	52.1%
% of FP17s for Band 1 Urgent Courses	83	1,044	8.0%	10.5%	11.2%	9.2%
% of FP17s Relating to Free Repair or Replacements	2	1,044	0.2%	0.6%	0.5%	0.7%
% of FP17s Relating to Continuations	7	1,044	0.7%	0.8%	0.7%	0.8%
% of Patients satisfied with the dentistry they have received	0	0	N/A	91.0%	90.6%	93.4%
% of Patients satisfied with the time they had to wait for an appointment	0	0	N/A	87.1%	83.8%	87.6%

* This is based on patients treated on this contract for their most recent course of treatment. Figures in italics indicate the base number of FP17s or Patient Questionnaire responses are less than 100. N/A is shown where the base number of responses is less than 10 during the period. % is calculated as Quantity/Base number*100

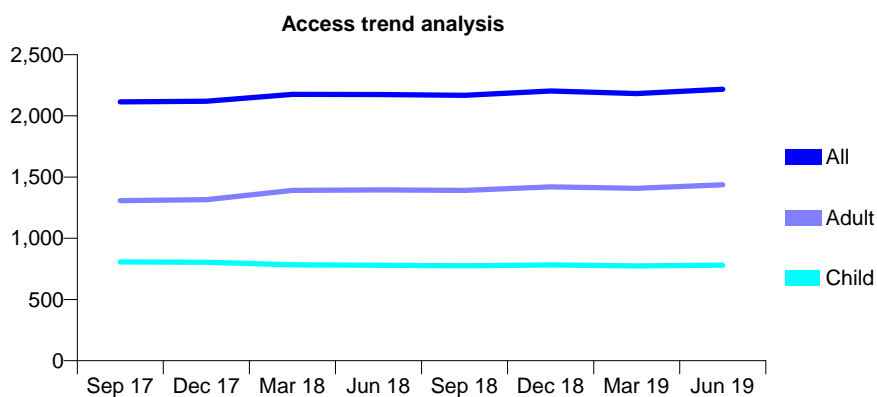
Q63 - Vital Signs At a Glance Contract Report for 808601/0001 - June 2019

Name or company name	MR GM BARR
Contract type name	GDS Contract
Purpose of contract	General
Contract start date	01/04/2006
Contract end date	

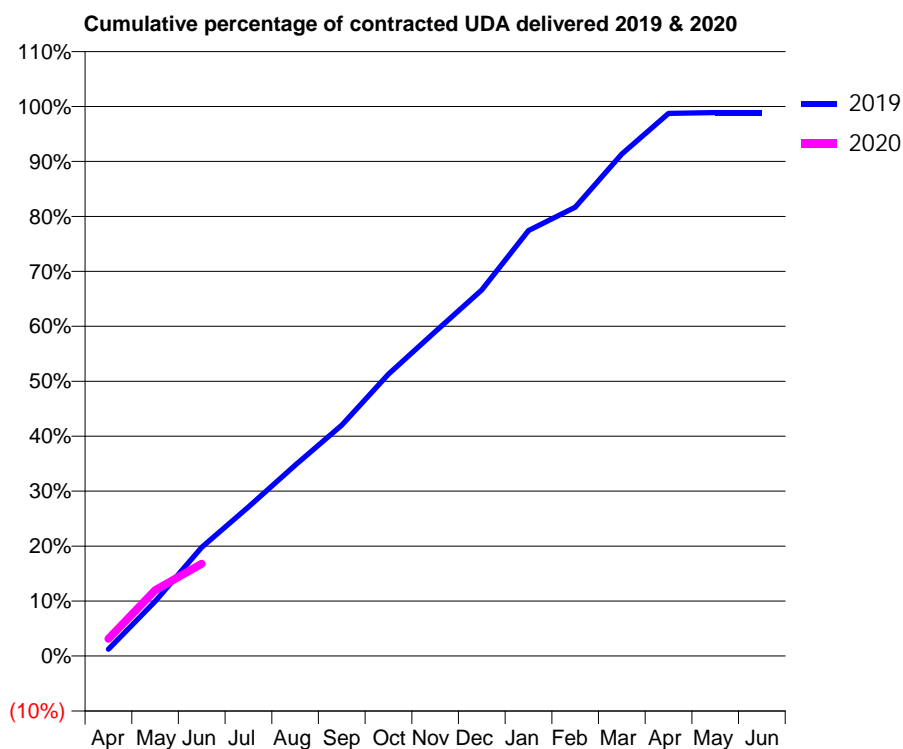
19/20 Contracted general activity (UDA)	4,000
Carry forward general activity (UDA)	0
19/20 Contracted orthodontic activity (UOA)	0
Carry forward orthodontic activity (UOA)	0
Baseline contract value	£106,588.08

ACCESS*

Patients seen in 24 months	Total	Change since previous quarter
Quarter ending June 2018	2,175	
Quarter ending September 2018	2,168	→
Quarter ending December 2018	2,203	→
Quarter ending March 2019	2,183	→
Quarter ending June 2019	2,217	→
Variance since June 2018	1.9%	→



ACTIVITY



Month	Adjusted Scheduled Activity (UDA)	
	2019	2020
April	50	126
May	398	480
June	792	671
July	1,085	
August	1,389	
September	1,681	
October	2,052	
November	2,361	
December	2,665	
January	3,097	
February	3,267	
March	3,654	
April	3,949	
May	3,955	
June	3,955	

QUALITY

	Quantity	Base Number	Contract	AT	Region	England
% of FP17s for the same patient ID Re-attending within 3 months - Children	10	201	5.0%	10.2%	11.9%	11.4%
% of FP17s for the same patient ID Re-attending within 3 months - Adults	32	340	9.4%	15.5%	17.2%	15.4%
% of FP17s for the same patient ID Re-attending between 3 & 9 months - Children	76	201	37.8%	50.1%	49.8%	59.8%
% of FP17s for the same patient ID Re-attending between 3 & 9 months - Adults	104	340	30.6%	39.4%	39.5%	52.1%
% of FP17s for Band 1 Urgent Courses	24	378	6.3%	10.5%	11.2%	9.2%
% of FP17s Relating to Free Repair or Replacements	0	378	0.0%	0.6%	0.5%	0.7%
% of FP17s Relating to Continuations	0	378	0.0%	0.8%	0.7%	0.8%
% of Patients satisfied with the dentistry they have received	1	1	N/A	91.0%	90.6%	93.4%
% of Patients satisfied with the time they had to wait for an appointment	1	1	N/A	87.1%	83.8%	87.6%

* This is based on patients treated on this contract for their most recent course of treatment. Figures in italics indicate the base number of FP17s or Patient Questionnaire responses are less than 100. N/A is shown where the base number of responses is less than 10 during the period. % is calculated as Quantity/Base number*100

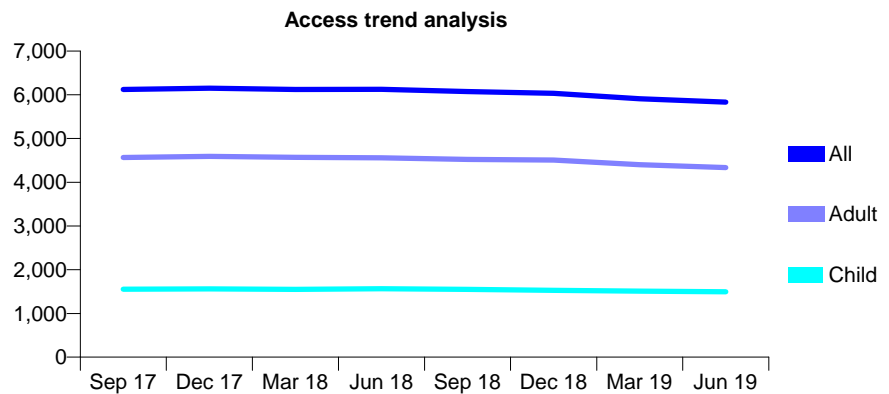
Q63 - Vital Signs At a Glance Contract Report for 809365/0001 - June 2019

Name or company name	MR CJ WETTON
Contract type name	GDS Contract
Purpose of contract	General
Contract start date	01/08/2012
Contract end date	

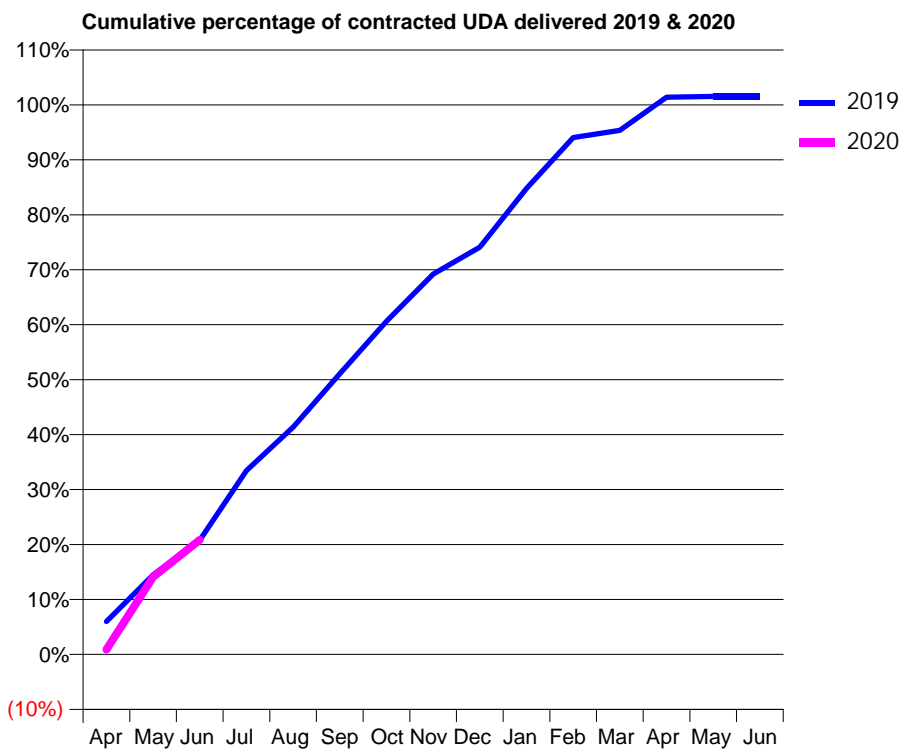
19/20 Contracted general activity (UDA)	14,364
Carry forward general activity (UDA)	0
19/20 Contracted orthodontic activity (UOA)	0
Carry forward orthodontic activity (UOA)	0
Baseline contract value	£382,194.84

ACCESS*

Patients seen in 24 months	Total	Change since previous quarter
Quarter ending June 2018	6,126	
Quarter ending September 2018	6,073	→
Quarter ending December 2018	6,035	→
Quarter ending March 2019	5,911	↓
Quarter ending June 2019	5,833	↓
Variance since June 2018	(4.8%)	↓



ACTIVITY



Month	2019	2020
April	860	127
May	2,082	2,027
June	2,984	2,991
July	4,804	
August	5,943	
September	7,336	
October	8,709	
November	9,942	
December	10,645	
January	12,178	
February	13,508	
March	13,697	
April	14,563	
May	14,585	
June	14,584	

QUALITY

	Quantity	Base Number	Contract	AT	Region	England
% of FP17s for the same patient ID Re-attending within 3 months - Children	26	497	5.2%	10.2%	11.9%	11.4%
% of FP17s for the same patient ID Re-attending within 3 months - Adults	181	1,475	12.3%	15.5%	17.2%	15.4%
% of FP17s for the same patient ID Re-attending between 3 & 9 months - Children	301	497	60.6%	50.1%	49.8%	59.8%
% of FP17s for the same patient ID Re-attending between 3 & 9 months - Adults	772	1,475	52.3%	39.4%	39.5%	52.1%
% of FP17s for Band 1 Urgent Courses	124	1,623	7.6%	10.5%	11.2%	9.2%
% of FP17s Relating to Free Repair or Replacements	18	1,623	1.1%	0.6%	0.5%	0.7%
% of FP17s Relating to Continuations	0	1,623	0.0%	0.8%	0.7%	0.8%
% of Patients satisfied with the dentistry they have received	1	1	N/A	91.0%	90.6%	93.4%
% of Patients satisfied with the time they had to wait for an appointment	1	1	N/A	87.1%	83.8%	87.6%

* This is based on patients treated on this contract for their most recent course of treatment. Figures in italics indicate the base number of FP17s or Patient Questionnaire responses are less than 100. N/A is shown where the base number of responses is less than 10 during the period. % is calculated as Quantity/Base number*100

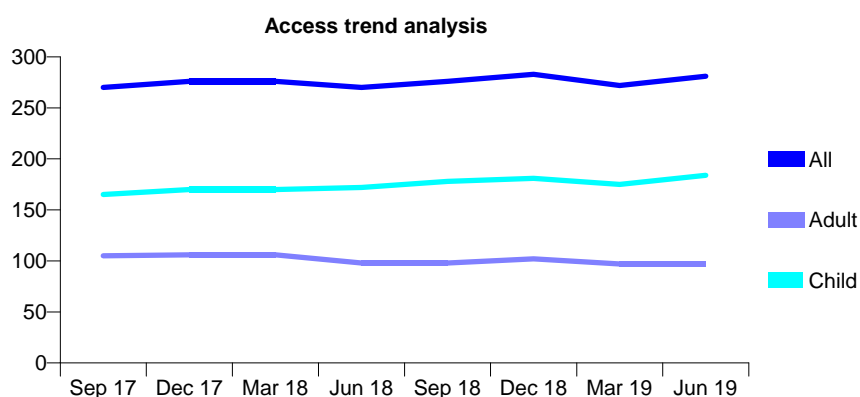
Q63 - Vital Signs At a Glance Contract Report for 810576/0001 - June 2019

Name or company name	MR RA PEREIRA
Contract type name	GDS Contract
Purpose of contract	General
Contract start date	01/04/2006
Contract end date	

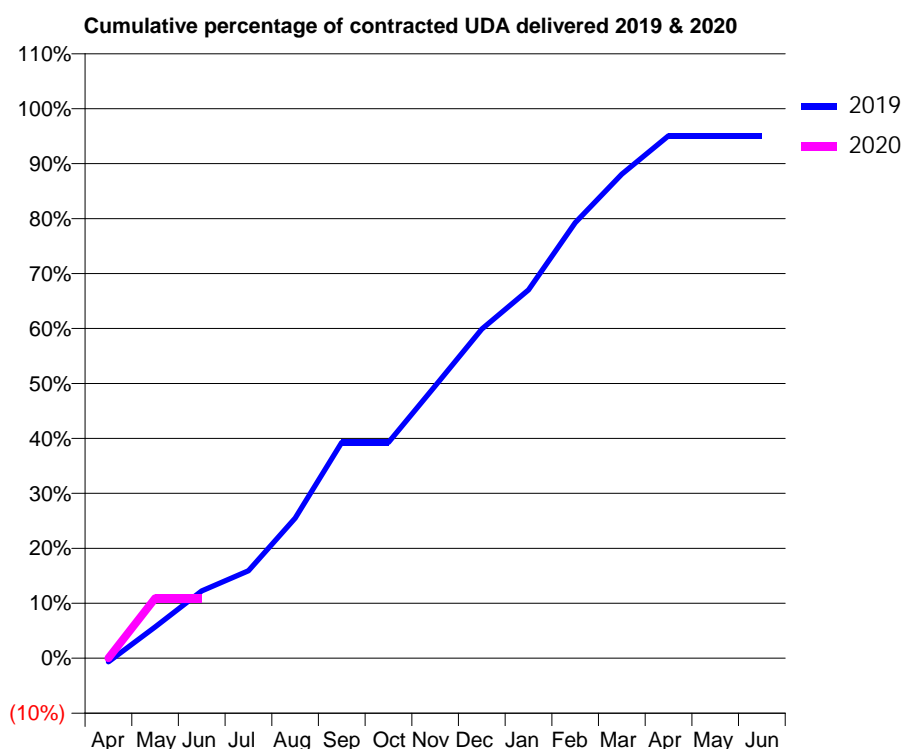
19/20 Contracted general activity (UDA)	600
Carry forward general activity (UDA)	0
19/20 Contracted orthodontic activity (UOA)	0
Carry forward orthodontic activity (UOA)	0
Baseline contract value	£16,769.14

ACCESS*

Patients seen in 24 months	Total	Change since previous quarter
Quarter ending June 2018	270	
Quarter ending September 2018	276	↑
Quarter ending December 2018	283	↑
Quarter ending March 2019	272	↓
Quarter ending June 2019	281	↑
Variance since June 2018	4.1%	↑



ACTIVITY



Month	2019	2020
April	-4	0
May	34	65
June	73	65
July	96	
August	153	
September	236	
October	236	
November	297	
December	359	
January	402	
February	475	
March	528	
April	570	
May	570	
June	570	

QUALITY

	Quantity	Base Number	Contract	AT	Region	England
% of FP17s for the same patient ID Re-attending within 3 months - Children	1	40	2.5%	10.2%	11.9%	11.4%
% of FP17s for the same patient ID Re-attending within 3 months - Adults	1	15	6.7%	15.5%	17.2%	15.4%
% of FP17s for the same patient ID Re-attending between 3 & 9 months - Children	9	40	22.5%	50.1%	49.8%	59.8%
% of FP17s for the same patient ID Re-attending between 3 & 9 months - Adults	3	15	20.0%	39.4%	39.5%	52.1%
% of FP17s for Band 1 Urgent Courses	2	40	5.0%	10.5%	11.2%	9.2%
% of FP17s Relating to Free Repair or Replacements	0	40	0.0%	0.6%	0.5%	0.7%
% of FP17s Relating to Continuations	0	40	0.0%	0.8%	0.7%	0.8%
% of Patients satisfied with the dentistry they have received	0	0	N/A	91.0%	90.6%	93.4%
% of Patients satisfied with the time they had to wait for an appointment	0	0	N/A	87.1%	83.8%	87.6%

* This is based on patients treated on this contract for their most recent course of treatment.

Figures in italics indicate the base number of FP17s or Patient Questionnaire responses are less than 100. N/A is shown where the base number of responses is less than 10 during the period. % is calculated as Quantity/Base number*100

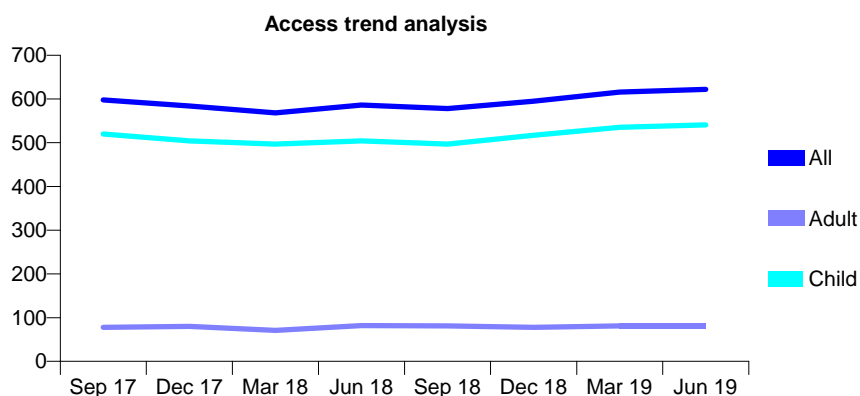
Q63 - Vital Signs At a Glance Contract Report for 813141/0001 - June 2019

Name or company name	Dental Surgery
Contract type name	GDS Contract
Purpose of contract	General
Contract start date	01/04/2006
Contract end date	

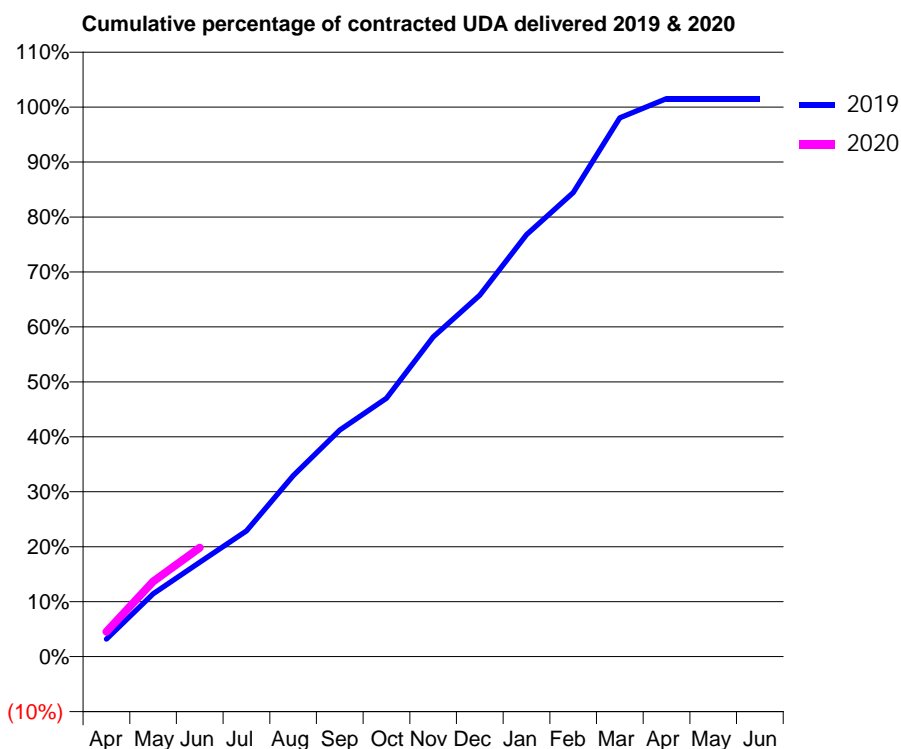
19/20 Contracted general activity (UDA)	1,261
Carry forward general activity (UDA)	0
19/20 Contracted orthodontic activity (UOA)	0
Carry forward orthodontic activity (UOA)	0
Baseline contract value	£44,292.66

ACCESS*

Patients seen in 24 months	Total	Change since previous quarter
Quarter ending June 2018	586	
Quarter ending September 2018	578	↓
Quarter ending December 2018	595	↑
Quarter ending March 2019	616	↑
Quarter ending June 2019	622	→
Variance since June 2018	6.1%	↑



ACTIVITY



Month	Adjusted Scheduled Activity (UDA)	
	2019	2020
April	40	57
May	144	172
June	217	250
July	288	
August	415	
September	520	
October	593	
November	734	
December	829	
January	968	
February	1,065	
March	1,236	
April	1,280	
May	1,280	
June	1,280	

QUALITY

	Quantity	Base Number	Contract	AT	Region	England
% of FP17s for the same patient ID Re-attending within 3 months - Children	14	222	6.3%	10.2%	11.9%	11.4%
% of FP17s for the same patient ID Re-attending within 3 months - Adults	0	7	0.0%	15.5%	17.2%	15.4%
% of FP17s for the same patient ID Re-attending between 3 & 9 months - Children	140	222	63.1%	50.1%	49.8%	59.8%
% of FP17s for the same patient ID Re-attending between 3 & 9 months - Adults	3	7	42.9%	39.4%	39.5%	52.1%
% of FP17s for Band 1 Urgent Courses	4	195	2.1%	10.5%	11.2%	9.2%
% of FP17s Relating to Free Repair or Replacements	0	195	0.0%	0.6%	0.5%	0.7%
% of FP17s Relating to Continuations	0	195	0.0%	0.8%	0.7%	0.8%
% of Patients satisfied with the dentistry they have received	0	0	N/A	91.0%	90.6%	93.4%
% of Patients satisfied with the time they had to wait for an appointment	0	0	N/A	87.1%	83.8%	87.6%

* This is based on patients treated on this contract for their most recent course of treatment. Figures in italics indicate the base number of FP17s or Patient Questionnaire responses are less than 100. N/A is shown where the base number of responses is less than 10 during the period. % is calculated as Quantity/Base number*100

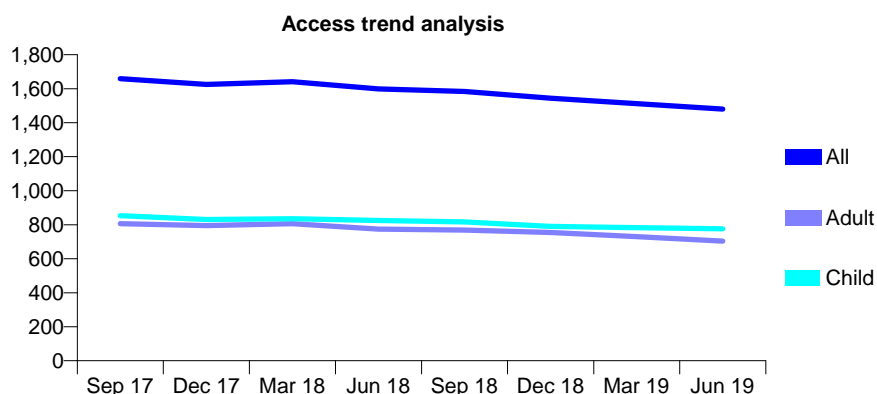
Q63 - Vital Signs At a Glance Contract Report for 813656/0001 - June 2019

Name or company name	MR KJ BROPHY
Contract type name	GDS Contract
Purpose of contract	General
Contract start date	01/04/2006
Contract end date	

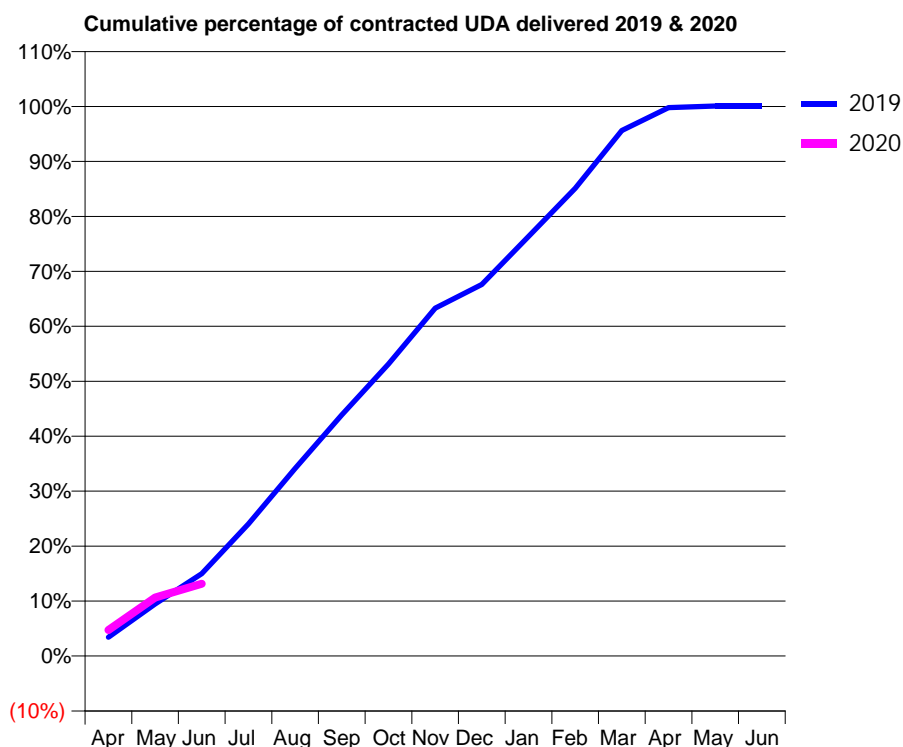
19/20 Contracted general activity (UDA)	6,200
Carry forward general activity (UDA)	0
19/20 Contracted orthodontic activity (UOA)	0
Carry forward orthodontic activity (UOA)	0
Baseline contract value	£206,719.78

ACCESS*

Patients seen in 24 months	Total	Change since previous quarter
Quarter ending June 2018	1,599	
Quarter ending September 2018	1,584	→
Quarter ending December 2018	1,544	↓
Quarter ending March 2019	1,512	↓
Quarter ending June 2019	1,480	↓
Variance since June 2018	(7.4%)	↓



ACTIVITY



Month	Adjusted Scheduled Activity (UDA)	
	2019	2020
April	172	293
May	474	660
June	749	814
July	1,202	
August	1,707	
September	2,194	
October	2,656	
November	3,165	
December	3,381	
January	3,818	
February	4,256	
March	4,781	
April	4,989	
May	5,003	
June	5,003	

QUALITY

	Quantity	Base Number	Contract	AT	Region	England
% of FP17s for the same patient ID Re-attending within 3 months - Children	18	231	7.8%	10.2%	11.9%	11.4%
% of FP17s for the same patient ID Re-attending within 3 months - Adults	48	188	25.5%	15.5%	17.2%	15.4%
% of FP17s for the same patient ID Re-attending between 3 & 9 months - Children	126	231	54.5%	50.1%	49.8%	59.8%
% of FP17s for the same patient ID Re-attending between 3 & 9 months - Adults	80	188	42.6%	39.4%	39.5%	52.1%
% of FP17s for Band 1 Urgent Courses	42	352	11.9%	10.5%	11.2%	9.2%
% of FP17s Relating to Free Repair or Replacements	3	352	0.9%	0.6%	0.5%	0.7%
% of FP17s Relating to Continuations	0	352	0.0%	0.8%	0.7%	0.8%
% of Patients satisfied with the dentistry they have received	1	2	N/A	91.0%	90.6%	93.4%
% of Patients satisfied with the time they had to wait for an appointment	2	2	N/A	87.1%	83.8%	87.6%

* This is based on patients treated on this contract for their most recent course of treatment. Figures in italics indicate the base number of FP17s or Patient Questionnaire responses are less than 100. N/A is shown where the base number of responses is less than 10 during the period. % is calculated as Quantity/Base number*100

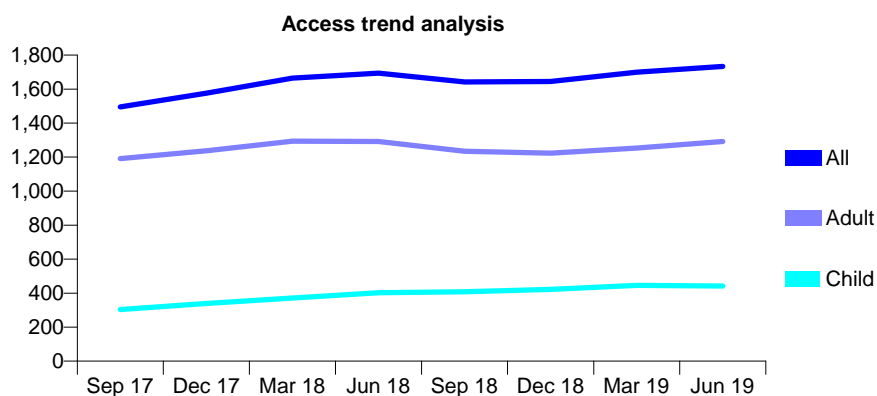
Q63 - Vital Signs At a Glance Contract Report for 819859/0001 - June 2019

Name or company name	MR CF MCCONNELL
Contract type name	GDS Contract
Purpose of contract	General
Contract start date	01/04/2006
Contract end date	

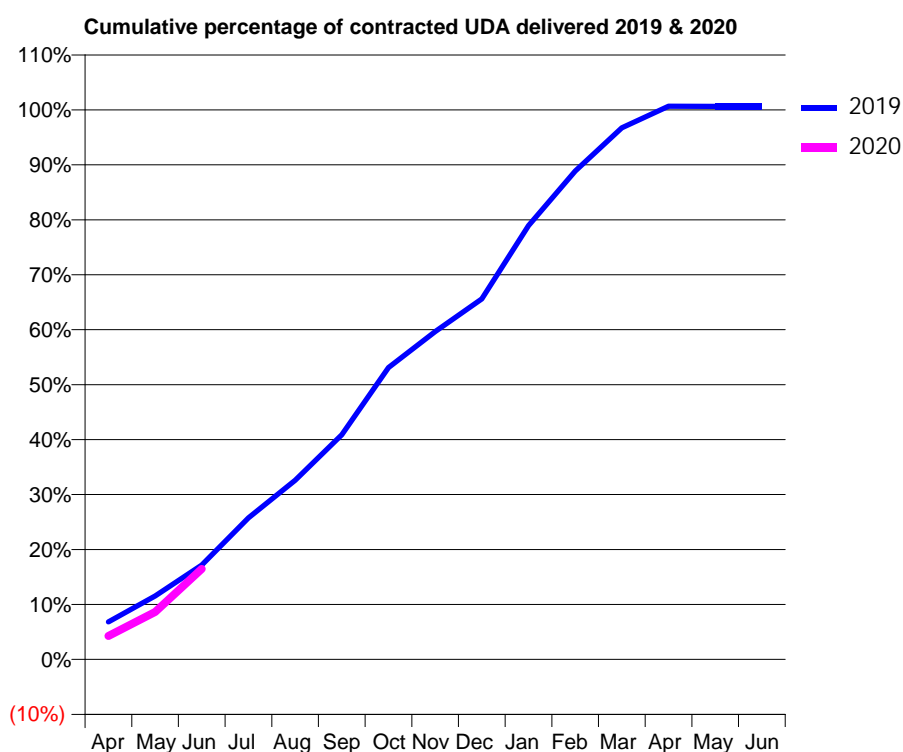
19/20 Contracted general activity (UDA)	5,369
Carry forward general activity (UDA)	0
19/20 Contracted orthodontic activity (UOA)	0
Carry forward orthodontic activity (UOA)	0
Baseline contract value	£145,666.28

ACCESS*

Patients seen in 24 months	Total	Change since previous quarter
Quarter ending June 2018	1,694	
Quarter ending September 2018	1,642	↓
Quarter ending December 2018	1,645	→
Quarter ending March 2019	1,699	↑
Quarter ending June 2019	1,733	↑
Variance since June 2018	2.3%	↑



ACTIVITY



Month	2019	2020
April	367	229
May	619	464
June	922	884
July	1,382	
August	1,751	
September	2,195	
October	2,852	
November	3,203	
December	3,523	
January	4,237	
February	4,772	
March	5,194	
April	5,404	
May	5,403	
June	5,403	

QUALITY

	Quantity	Base Number	Contract	AT	Region	England
% of FP17s for the same patient ID Re-attending within 3 months - Children	0	108	0.0%	10.2%	11.9%	11.4%
% of FP17s for the same patient ID Re-attending within 3 months - Adults	14	391	3.6%	15.5%	17.2%	15.4%
% of FP17s for the same patient ID Re-attending between 3 & 9 months - Children	28	108	25.9%	50.1%	49.8%	59.8%
% of FP17s for the same patient ID Re-attending between 3 & 9 months - Adults	90	391	23.0%	39.4%	39.5%	52.1%
% of FP17s for Band 1 Urgent Courses	32	396	8.1%	10.5%	11.2%	9.2%
% of FP17s Relating to Free Repair or Replacements	3	396	0.8%	0.6%	0.5%	0.7%
% of FP17s Relating to Continuations	3	396	0.8%	0.8%	0.7%	0.8%
% of Patients satisfied with the dentistry they have received	1	1	N/A	91.0%	90.6%	93.4%
% of Patients satisfied with the time they had to wait for an appointment	1	1	N/A	87.1%	83.8%	87.6%

* This is based on patients treated on this contract for their most recent course of treatment. Figures in italics indicate the base number of FP17s or Patient Questionnaire responses are less than 100. N/A is shown where the base number of responses is less than 10 during the period. % is calculated as Quantity/Base number*100

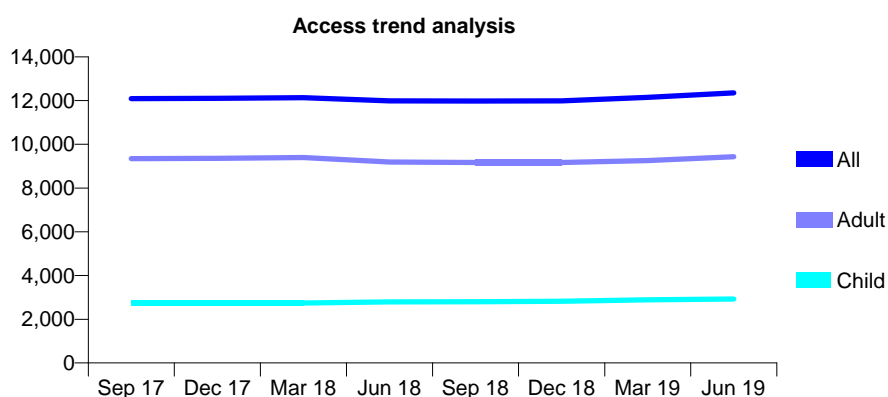
Q63 - Vital Signs At a Glance Contract Report for 825948/0006 - June 2019

Name or company name	MR JK KOTTECHA
Contract type name	GDS Contract
Purpose of contract	General
Contract start date	01/04/2006
Contract end date	

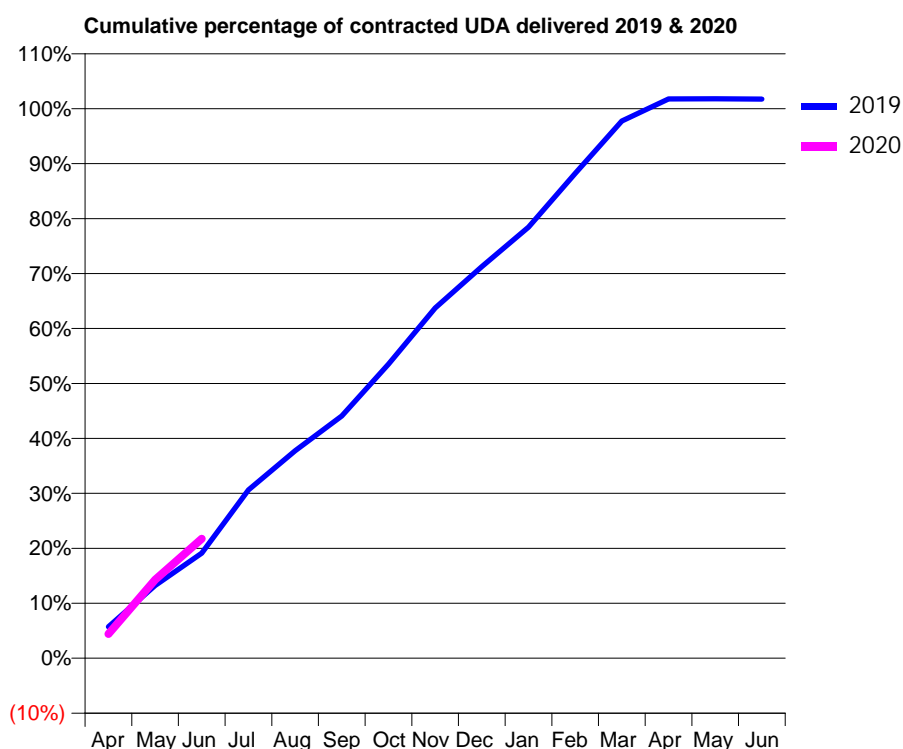
19/20 Contracted general activity (UDA)	36,391
Carry forward general activity (UDA)	0
19/20 Contracted orthodontic activity (UOA)	0
Carry forward orthodontic activity (UOA)	0
Baseline contract value	£1,264,252.47

ACCESS*

Patients seen in 24 months	Total	Change since previous quarter
Quarter ending June 2018	11,981	
Quarter ending September 2018	11,977	→
Quarter ending December 2018	11,985	→
Quarter ending March 2019	12,151	→
Quarter ending June 2019	12,359	→
Variance since June 2018	3.2%	↑



ACTIVITY



Month	2019	2020
April	2,076	1,610
May	4,821	5,200
June	6,955	7,905
July	11,136	
August	13,736	
September	16,038	
October	19,475	
November	23,197	
December	25,936	
January	28,543	
February	32,102	
March	35,568	
April	37,032	
May	37,040	
June	37,022	

QUALITY

	Quantity	Base Number	Contract	AT	Region	England
% of FP17s for the same patient ID Re-attending within 3 months - Children	48	889	5.4%	10.2%	11.9%	11.4%
% of FP17s for the same patient ID Re-attending within 3 months - Adults	176	2,203	8.0%	15.5%	17.2%	15.4%
% of FP17s for the same patient ID Re-attending between 3 & 9 months - Children	469	889	52.8%	50.1%	49.8%	59.8%
% of FP17s for the same patient ID Re-attending between 3 & 9 months - Adults	828	2,203	37.6%	39.4%	39.5%	52.1%
% of FP17s for Band 1 Urgent Courses	121	2,652	4.6%	10.5%	11.2%	9.2%
% of FP17s Relating to Free Repair or Replacements	9	2,652	0.3%	0.6%	0.5%	0.7%
% of FP17s Relating to Continuations	0	2,652	0.0%	0.8%	0.7%	0.8%
% of Patients satisfied with the dentistry they have received	2	3	N/A	91.0%	90.6%	93.4%
% of Patients satisfied with the time they had to wait for an appointment	1	3	N/A	87.1%	83.8%	87.6%

* This is based on patients treated on this contract for their most recent course of treatment.

Figures in italics indicate the base number of FP17s or Patient Questionnaire responses are less than 100. N/A is shown where the base number of responses is less than 10 during the period. % is calculated as Quantity/Base number*100

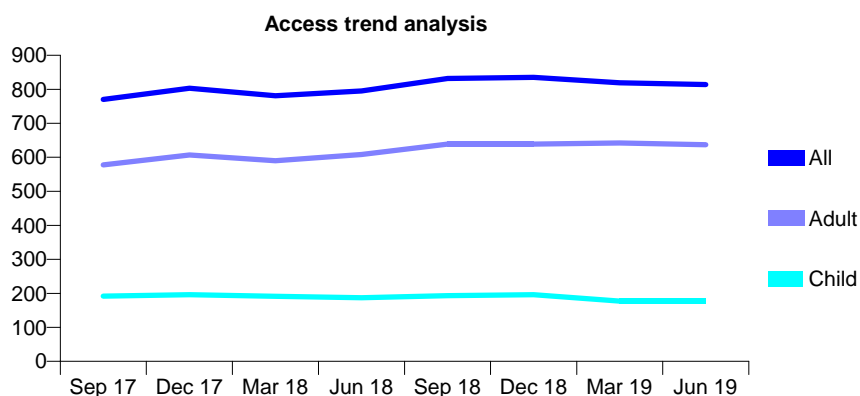
Q63 - Vital Signs At a Glance Contract Report for 825980/0001 - June 2019

Name or company name	MR KF D'SOUZA
Contract type name	GDS Contract
Purpose of contract	General
Contract start date	01/04/2006
Contract end date	

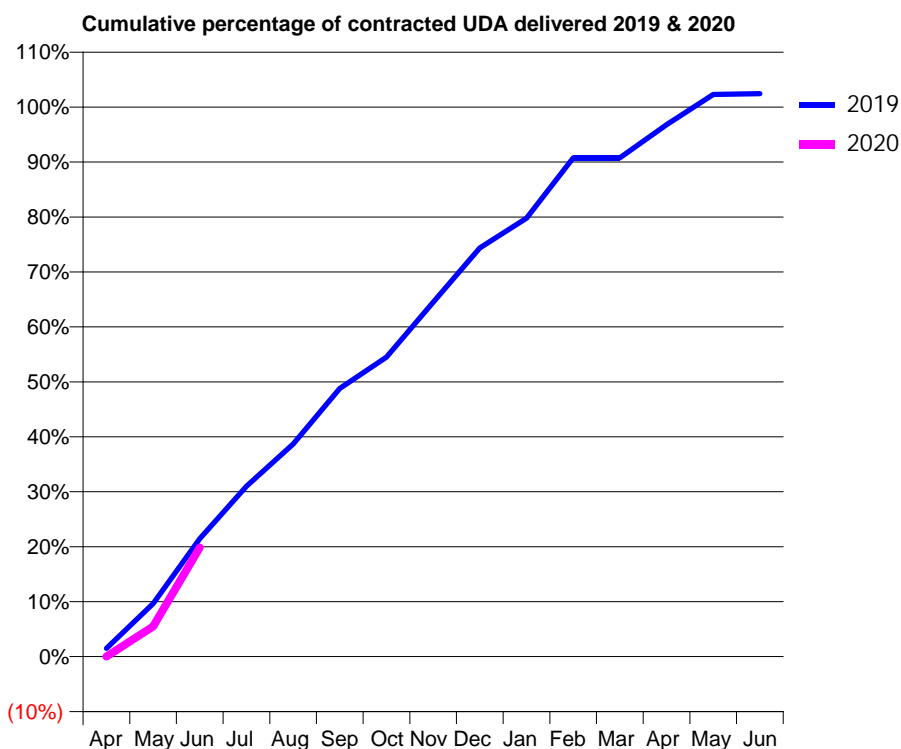
19/20 Contracted general activity (UDA)	2,000
Carry forward general activity (UDA)	0
19/20 Contracted orthodontic activity (UOA)	0
Carry forward orthodontic activity (UOA)	0
Baseline contract value	£83,506.76

ACCESS*

Patients seen in 24 months	Total	Change since previous quarter
Quarter ending June 2018	795	
Quarter ending September 2018	832	↑
Quarter ending December 2018	835	→
Quarter ending March 2019	819	↓
Quarter ending June 2019	814	→
Variance since June 2018	2.4%	↑



ACTIVITY



Month	Adjusted Scheduled Activity (UDA)	
	2019	2020
April	30	0
May	193	110
June	429	397
July	620	
August	774	
September	976	
October	1,090	
November	1,290	
December	1,487	
January	1,595	
February	1,815	
March	1,815	
April	1,936	
May	2,046	
June	2,049	

QUALITY

	Quantity	Base Number	Contract	AT	Region	England
% of FP17s for the same patient ID Re-attending within 3 months - Children	1	40	2.5%	10.2%	11.9%	11.4%
% of FP17s for the same patient ID Re-attending within 3 months - Adults	8	153	5.2%	15.5%	17.2%	15.4%
% of FP17s for the same patient ID Re-attending between 3 & 9 months - Children	7	40	17.5%	50.1%	49.8%	59.8%
% of FP17s for the same patient ID Re-attending between 3 & 9 months - Adults	29	153	19.0%	39.4%	39.5%	52.1%
% of FP17s for Band 1 Urgent Courses	3	122	2.5%	10.5%	11.2%	9.2%
% of FP17s Relating to Free Repair or Replacements	0	122	0.0%	0.6%	0.5%	0.7%
% of FP17s Relating to Continuations	1	122	0.8%	0.8%	0.7%	0.8%
% of Patients satisfied with the dentistry they have received	1	1	N/A	91.0%	90.6%	93.4%
% of Patients satisfied with the time they had to wait for an appointment	1	1	N/A	87.1%	83.8%	87.6%

* This is based on patients treated on this contract for their most recent course of treatment. Figures in italics indicate the base number of FP17s or Patient Questionnaire responses are less than 100. N/A is shown where the base number of responses is less than 10 during the period. % is calculated as Quantity/Base number*100

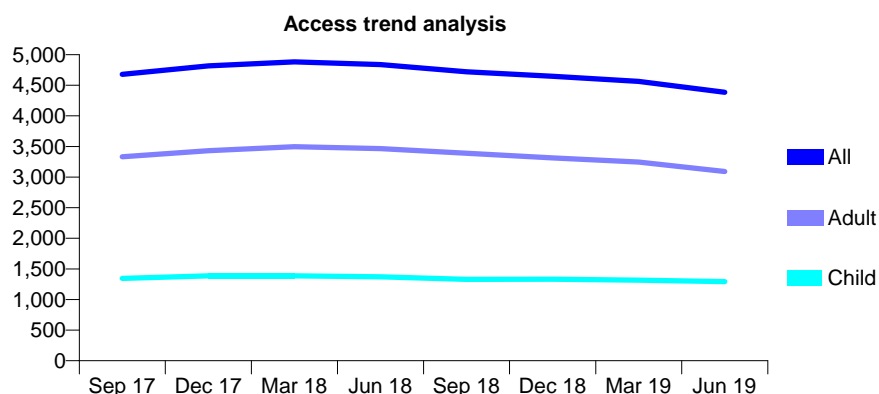
Q63 - Vital Signs At a Glance Contract Report for 829153/0001 - June 2019

Name or company name	MR GN BROWN
Contract type name	Pilot Contract
Purpose of contract	General
Contract start date	01/04/2006
Contract end date	

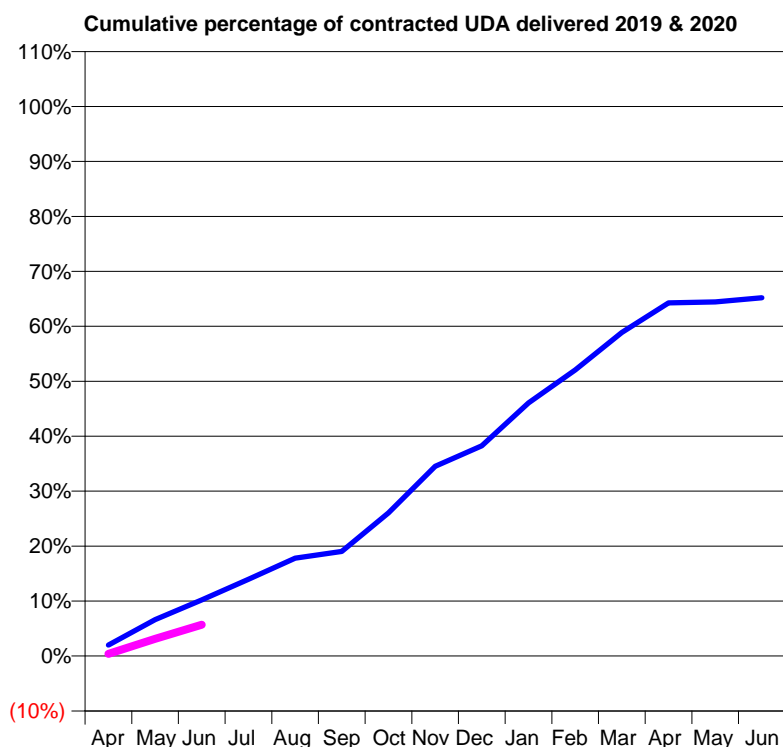
19/20 Contracted general activity (UDA)	14,148
Carry forward general activity (UDA)	0
19/20 Contracted orthodontic activity (UOA)	0
Carry forward orthodontic activity (UOA)	0
Baseline contract value	£455,177.49

ACCESS*

Patients seen in 24 months	Total	Change since previous quarter
Quarter ending June 2018	4,838	
Quarter ending September 2018	4,720	↓
Quarter ending December 2018	4,646	↓
Quarter ending March 2019	4,564	↓
Quarter ending June 2019	4,386	↓
Variance since June 2018	(9.3%)	↓



ACTIVITY



Month	Adjusted Scheduled Activity (UDA)	
	2019	2020
April	284	55
May	938	444
June	1,443	805
July	1,975	
August	2,522	
September	2,694	
October	3,687	
November	4,883	
December	5,412	
January	6,516	
February	7,367	
March	8,328	
April	9,092	
May	9,116	
June	9,224	

QUALITY

	Quantity	Base Number	Contract	AT	Region	England
% of FP17s for the same patient ID Re-attending within 3 months - Children	8	283	2.8%	10.2%	11.9%	11.4%
% of FP17s for the same patient ID Re-attending within 3 months - Adults	50	552	9.1%	15.5%	17.2%	15.4%
% of FP17s for the same patient ID Re-attending between 3 & 9 months - Children	78	283	27.6%	50.1%	49.8%	59.8%
% of FP17s for the same patient ID Re-attending between 3 & 9 months - Adults	99	552	17.9%	39.4%	39.5%	52.1%
% of FP17s for Band 1 Urgent Courses	32	408	7.8%	10.5%	11.2%	9.2%
% of FP17s Relating to Free Repair or Replacements	0	408	0.0%	0.6%	0.5%	0.7%
% of FP17s Relating to Continuations	0	408	0.0%	0.8%	0.7%	0.8%
% of Patients satisfied with the dentistry they have received	0	0	N/A	91.0%	90.6%	93.4%
% of Patients satisfied with the time they had to wait for an appointment	0	0	N/A	87.1%	83.8%	87.6%

* This is based on patients treated on this contract for their most recent course of treatment. Figures in italics indicate the base number of FP17s or Patient Questionnaire responses are less than 100. N/A is shown where the base number of responses is less than 10 during the period. % is calculated as Quantity/Base number*100

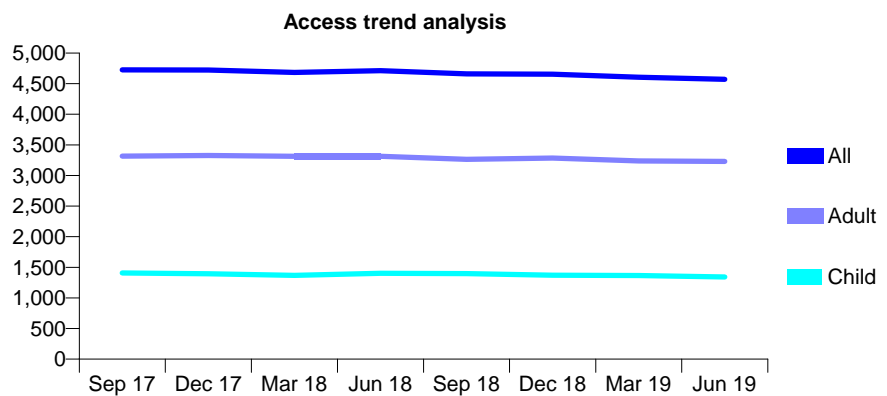
Q63 - Vital Signs At a Glance Contract Report for 829285/0002 - June 2019

Name or company name	MRS CO ADELOYE
Contract type name	Pilot Contract
Purpose of contract	General
Contract start date	01/04/2006
Contract end date	

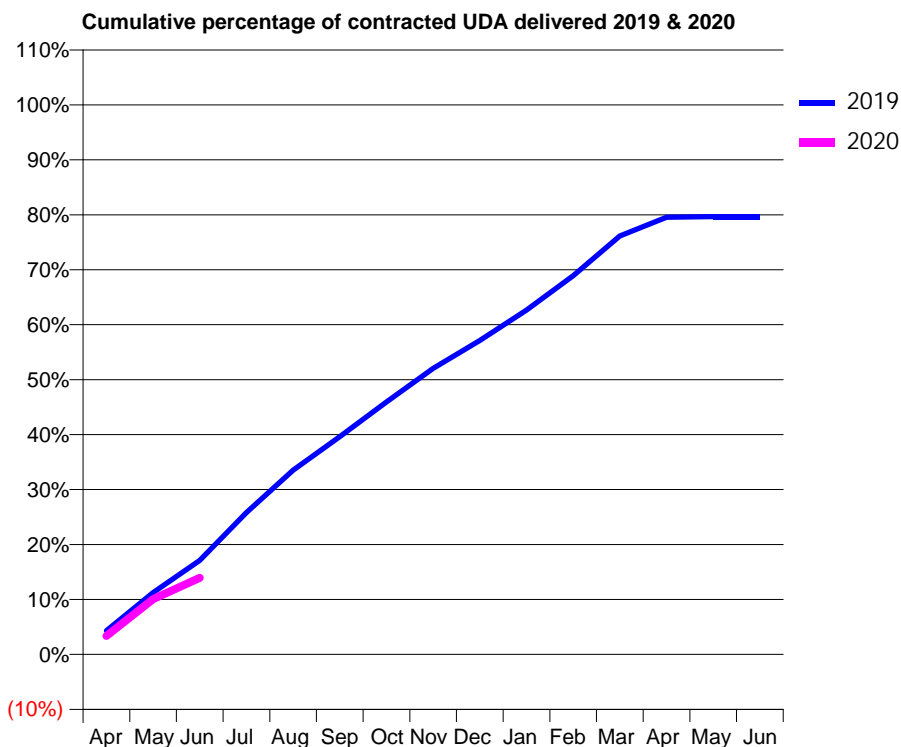
19/20 Contracted general activity (UDA)	15,503
Carry forward general activity (UDA)	0
19/20 Contracted orthodontic activity (UOA)	0
Carry forward orthodontic activity (UOA)	0
Baseline contract value	£386,823.75

ACCESS*

Patients seen in 24 months	Total	Change since previous quarter
Quarter ending June 2018	4,714	
Quarter ending September 2018	4,662	↓
Quarter ending December 2018	4,655	→
Quarter ending March 2019	4,605	↓
Quarter ending June 2019	4,572	→
Variance since June 2018	(3.0%)	↓



ACTIVITY



Month	2019	2020
April	671	520
May	1,743	1,559
June	2,655	2,163
July	4,006	
August	5,196	
September	6,140	
October	7,125	
November	8,072	
December	8,854	
January	9,710	
February	10,685	
March	11,805	
April	12,333	
May	12,348	
June	12,348	

QUALITY

	Quantity	Base Number	Contract	AT	Region	England
% of FP17s for the same patient ID Re-attending within 3 months - Children	25	293	8.5%	10.2%	11.9%	11.4%
% of FP17s for the same patient ID Re-attending within 3 months - Adults	127	707	18.0%	15.5%	17.2%	15.4%
% of FP17s for the same patient ID Re-attending between 3 & 9 months - Children	78	293	26.6%	50.1%	49.8%	59.8%
% of FP17s for the same patient ID Re-attending between 3 & 9 months - Adults	176	707	24.9%	39.4%	39.5%	52.1%
% of FP17s for Band 1 Urgent Courses	78	837	9.3%	10.5%	11.2%	9.2%
% of FP17s Relating to Free Repair or Replacements	6	837	0.7%	0.6%	0.5%	0.7%
% of FP17s Relating to Continuations	8	837	1.0%	0.8%	0.7%	0.8%
% of Patients satisfied with the dentistry they have received	1	1	N/A	91.0%	90.6%	93.4%
% of Patients satisfied with the time they had to wait for an appointment	1	1	N/A	87.1%	83.8%	87.6%

* This is based on patients treated on this contract for their most recent course of treatment. Figures in italics indicate the base number of FP17s or Patient Questionnaire responses are less than 100. N/A is shown where the base number of responses is less than 10 during the period. % is calculated as Quantity/Base number*100

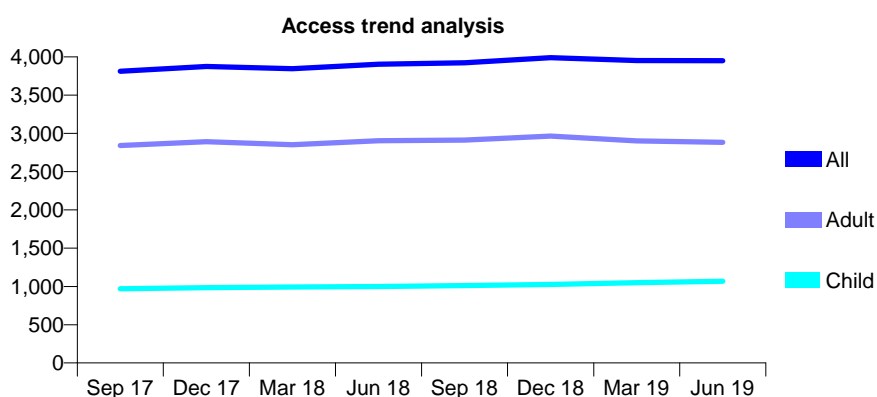
Q63 - Vital Signs At a Glance Contract Report for 829285/0006 - June 2019

Name or company name	MRS CO ADELOYE
Contract type name	Pilot Contract
Purpose of contract	General
Contract start date	15/10/2009
Contract end date	

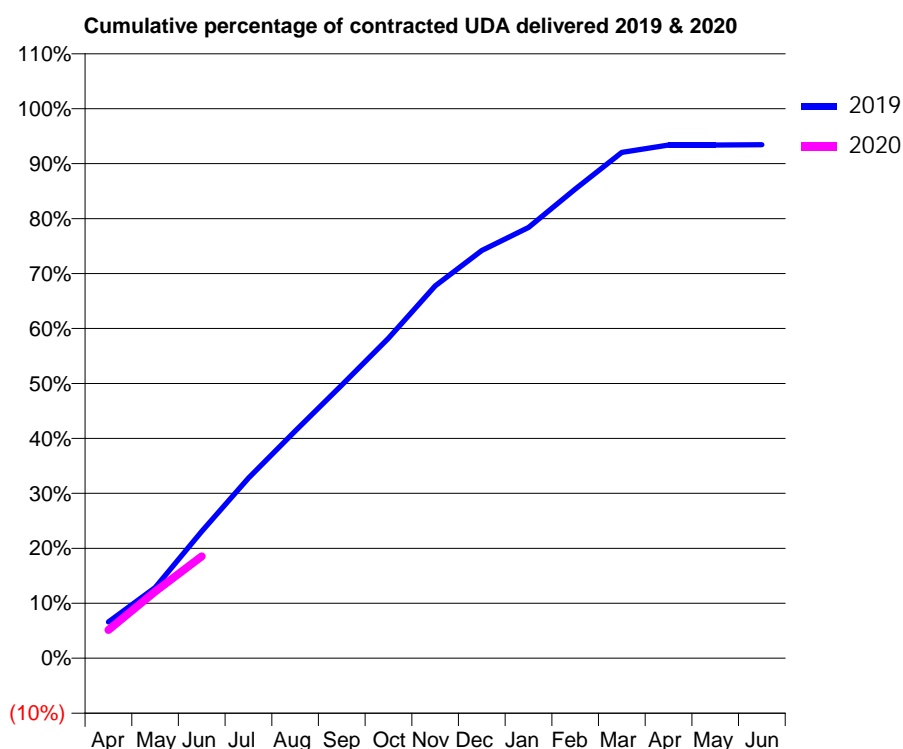
19/20 Contracted general activity (UDA)	10,500
Carry forward general activity (UDA)	0
19/20 Contracted orthodontic activity (UOA)	0
Carry forward orthodontic activity (UOA)	0
Baseline contract value	£306,984.19

ACCESS*

Patients seen in 24 months	Total	Change since previous quarter
Quarter ending June 2018	3,904	
Quarter ending September 2018	3,922	→
Quarter ending December 2018	3,990	→
Quarter ending March 2019	3,952	→
Quarter ending June 2019	3,951	→
Variance since June 2018	1.2%	→



ACTIVITY



Month	2019	2020
April	691	540
May	1,349	1,273
June	2,426	1,948
July	3,441	
August	4,341	
September	5,220	
October	6,113	
November	7,116	
December	7,791	
January	8,228	
February	8,965	
March	9,663	
April	9,806	
May	9,807	
June	9,810	

QUALITY

	Quantity	Base Number	Contract	AT	Region	England
% of FP17s for the same patient ID Re-attending within 3 months - Children	7	222	3.2%	10.2%	11.9%	11.4%
% of FP17s for the same patient ID Re-attending within 3 months - Adults	33	492	6.7%	15.5%	17.2%	15.4%
% of FP17s for the same patient ID Re-attending between 3 & 9 months - Children	51	222	23.0%	50.1%	49.8%	59.8%
% of FP17s for the same patient ID Re-attending between 3 & 9 months - Adults	125	492	25.4%	39.4%	39.5%	52.1%
% of FP17s for Band 1 Urgent Courses	20	645	3.1%	10.5%	11.2%	9.2%
% of FP17s Relating to Free Repair or Replacements	6	645	0.9%	0.6%	0.5%	0.7%
% of FP17s Relating to Continuations	1	645	0.2%	0.8%	0.7%	0.8%
% of Patients satisfied with the dentistry they have received	1	1	N/A	91.0%	90.6%	93.4%
% of Patients satisfied with the time they had to wait for an appointment	1	1	N/A	87.1%	83.8%	87.6%

* This is based on patients treated on this contract for their most recent course of treatment.

Figures in italics indicate the base number of FP17s or Patient Questionnaire responses are less than 100. N/A is shown where the base number of responses is less than 10 during the period. % is calculated as Quantity/Base number*100

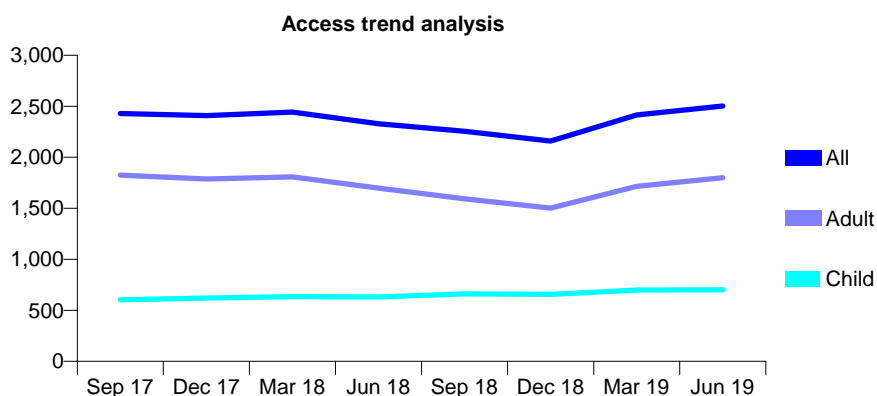
Q63 - Vital Signs At a Glance Contract Report for 839876/0001 - June 2019

Name or company name	MISS RN NATH
Contract type name	GDS Contract
Purpose of contract	General
Contract start date	01/04/2006
Contract end date	

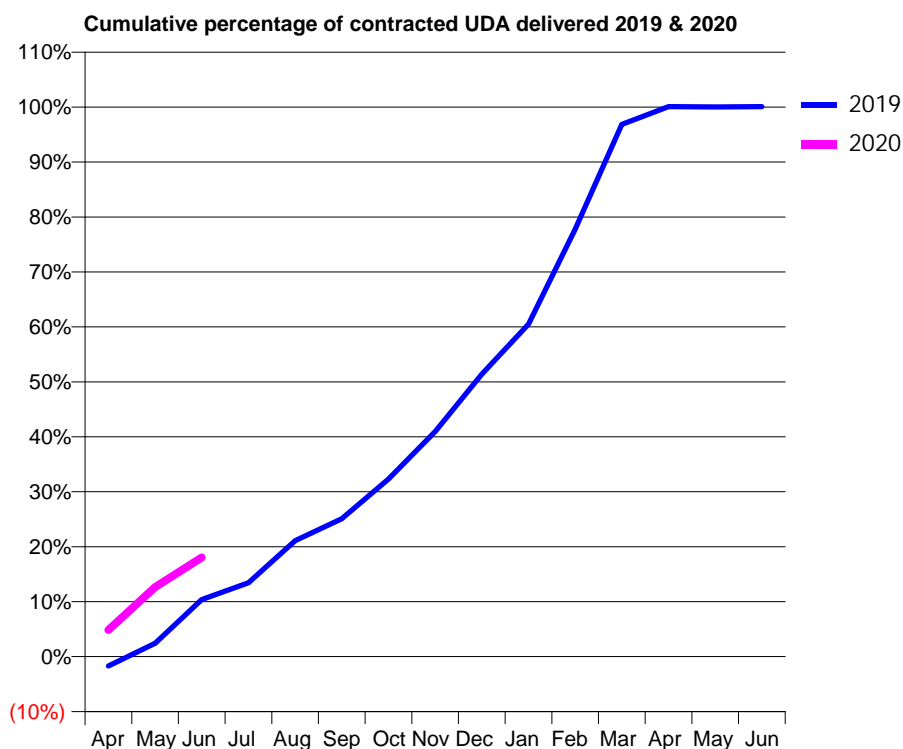
19/20 Contracted general activity (UDA)	5,861
Carry forward general activity (UDA)	0
19/20 Contracted orthodontic activity (UOA)	0
Carry forward orthodontic activity (UOA)	0
Baseline contract value	£149,171.71

ACCESS*

Patients seen in 24 months	Total	Change since previous quarter
Quarter ending June 2018	2,329	
Quarter ending September 2018	2,254	↓
Quarter ending December 2018	2,159	↓
Quarter ending March 2019	2,415	↑
Quarter ending June 2019	2,503	↑
Variance since June 2018	7.5%	↑



ACTIVITY



Month	Adjusted Scheduled Activity (UDA)	
	2019	2020
April	-102	285
May	143	742
June	609	1,058
July	789	
August	1,237	
September	1,471	
October	1,893	
November	2,402	
December	3,012	
January	3,546	
February	4,560	
March	5,676	
April	5,864	
May	5,862	
June	5,866	

QUALITY

	Quantity	Base Number	Contract	AT	Region	England
% of FP17s for the same patient ID Re-attending within 3 months - Children	23	258	8.9%	10.2%	11.9%	11.4%
% of FP17s for the same patient ID Re-attending within 3 months - Adults	116	564	20.6%	15.5%	17.2%	15.4%
% of FP17s for the same patient ID Re-attending between 3 & 9 months - Children	151	258	58.5%	50.1%	49.8%	59.8%
% of FP17s for the same patient ID Re-attending between 3 & 9 months - Adults	216	564	38.3%	39.4%	39.5%	52.1%
% of FP17s for Band 1 Urgent Courses	70	541	12.9%	10.5%	11.2%	9.2%
% of FP17s Relating to Free Repair or Replacements	2	541	0.4%	0.6%	0.5%	0.7%
% of FP17s Relating to Continuations	2	541	0.4%	0.8%	0.7%	0.8%
% of Patients satisfied with the dentistry they have received	0	0	N/A	91.0%	90.6%	93.4%
% of Patients satisfied with the time they had to wait for an appointment	0	0	N/A	87.1%	83.8%	87.6%

* This is based on patients treated on this contract for their most recent course of treatment. Figures in italics indicate the base number of FP17s or Patient Questionnaire responses are less than 100. N/A is shown where the base number of responses is less than 10 during the period. % is calculated as Quantity/Base number*100

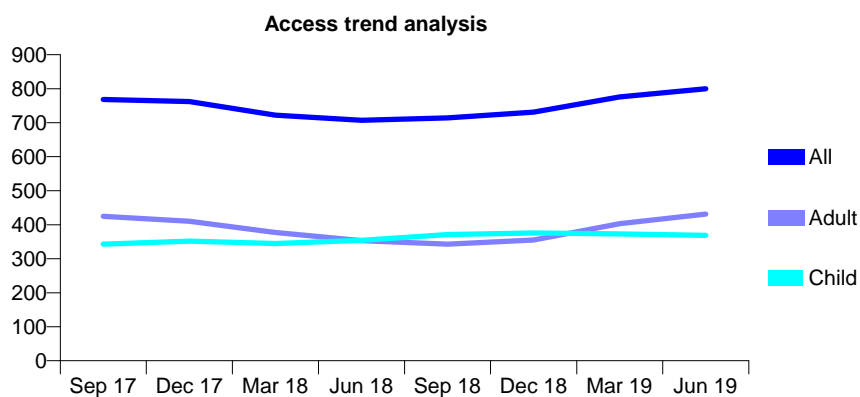
Q63 - Vital Signs At a Glance Contract Report for 842761/0001 - June 2019

Name or company name	MRS H SEBI
Contract type name	GDS Contract
Purpose of contract	General
Contract start date	01/04/2006
Contract end date	

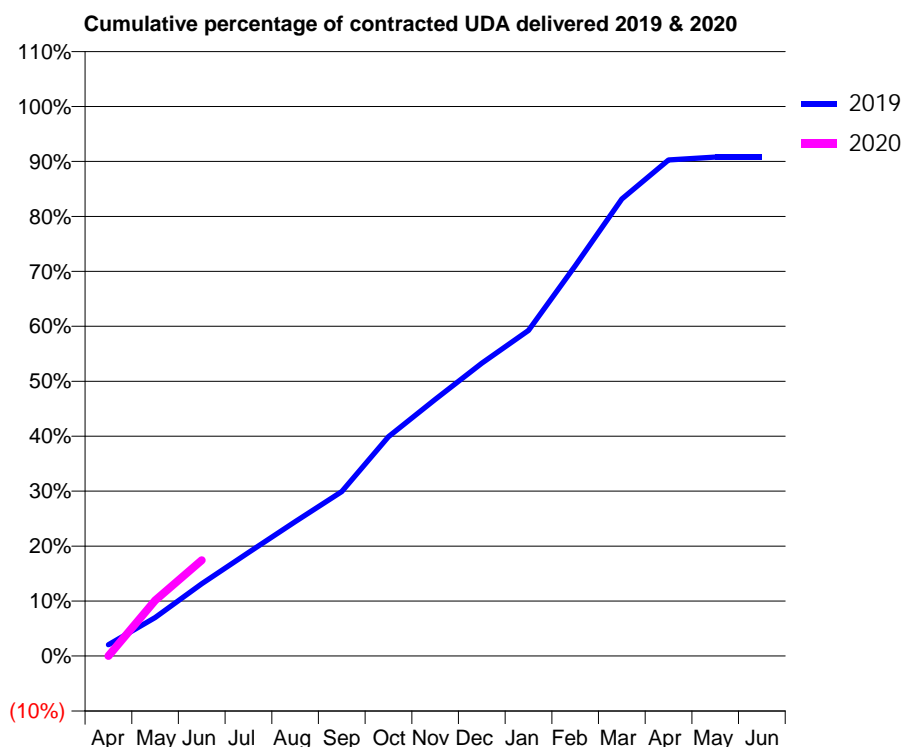
19/20 Contracted general activity (UDA)	1,704
Carry forward general activity (UDA)	0
19/20 Contracted orthodontic activity (UOA)	0
Carry forward orthodontic activity (UOA)	0
Baseline contract value	£44,138.25

ACCESS*

Patients seen in 24 months	Total	Change since previous quarter
Quarter ending June 2018	707	
Quarter ending September 2018	714	→
Quarter ending December 2018	731	↑
Quarter ending March 2019	776	↑
Quarter ending June 2019	800	↑
Variance since June 2018	13.2%	↑



ACTIVITY



Month	Adjusted Scheduled Activity (UDA)	
	2019	2020
April	35	0
May	119	173
June	224	297
July	321	
August	417	
September	510	
October	680	
November	796	
December	908	
January	1,009	
February	1,210	
March	1,417	
April	1,538	
May	1,547	
June	1,547	

QUALITY

	Quantity	Base Number	Contract	AT	Region	England
% of FP17s for the same patient ID Re-attending within 3 months - Children	1	69	1.4%	10.2%	11.9%	11.4%
% of FP17s for the same patient ID Re-attending within 3 months - Adults	10	118	8.5%	15.5%	17.2%	15.4%
% of FP17s for the same patient ID Re-attending between 3 & 9 months - Children	17	69	24.6%	50.1%	49.8%	59.8%
% of FP17s for the same patient ID Re-attending between 3 & 9 months - Adults	27	118	22.9%	39.4%	39.5%	52.1%
% of FP17s for Band 1 Urgent Courses	6	149	4.0%	10.5%	11.2%	9.2%
% of FP17s Relating to Free Repair or Replacements	0	149	0.0%	0.6%	0.5%	0.7%
% of FP17s Relating to Continuations	0	149	0.0%	0.8%	0.7%	0.8%
% of Patients satisfied with the dentistry they have received	0	0	N/A	91.0%	90.6%	93.4%
% of Patients satisfied with the time they had to wait for an appointment	0	0	N/A	87.1%	83.8%	87.6%

* This is based on patients treated on this contract for their most recent course of treatment. Figures in italics indicate the base number of FP17s or Patient Questionnaire responses are less than 100. N/A is shown where the base number of responses is less than 10 during the period. % is calculated as Quantity/Base number*100

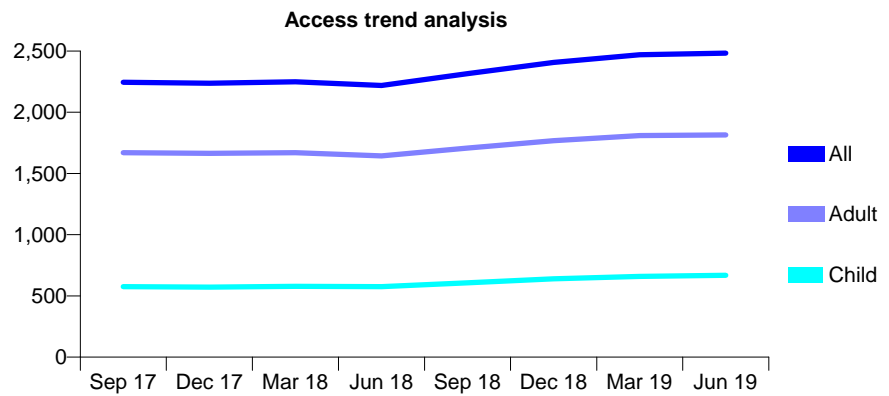
Q63 - Vital Signs At a Glance Contract Report for 843210/0001 - June 2019

Name or company name	MISS S HAMZEHNEJAD
Contract type name	GDS Contract
Purpose of contract	General
Contract start date	01/04/2006
Contract end date	

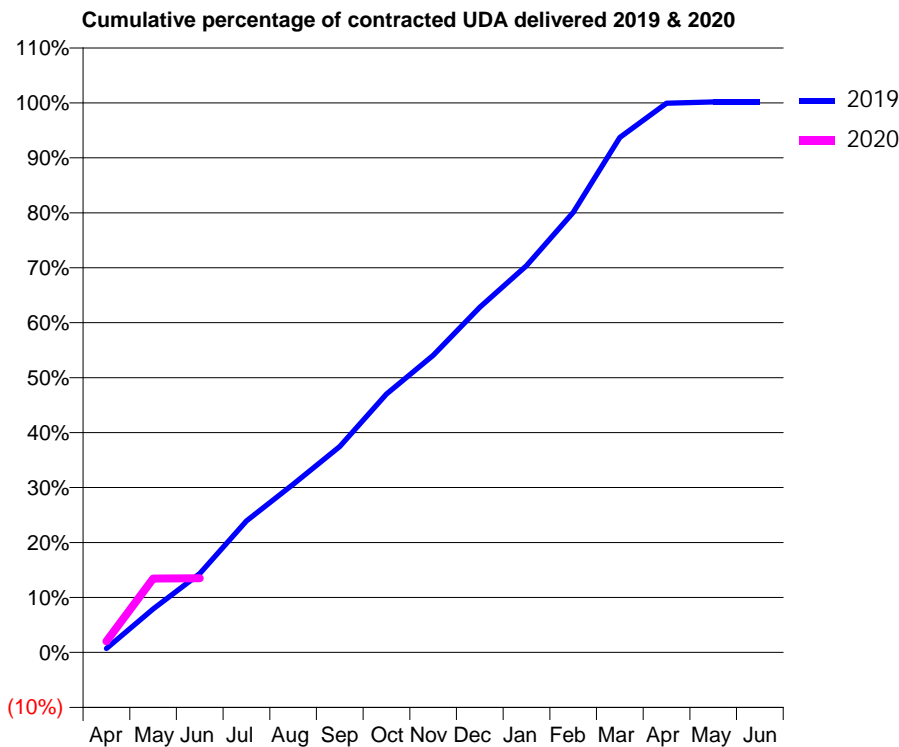
19/20 Contracted general activity (UDA)	8,228
Carry forward general activity (UDA)	0
19/20 Contracted orthodontic activity (UOA)	0
Carry forward orthodontic activity (UOA)	0
Baseline contract value	£227,474.37

ACCESS*

Patients seen in 24 months	Total	Change since previous quarter
Quarter ending June 2018	2,219	
Quarter ending September 2018	2,315	↑
Quarter ending December 2018	2,407	↑
Quarter ending March 2019	2,470	↑
Quarter ending June 2019	2,483	→
Variance since June 2018	11.9%	↑



ACTIVITY



Month	2019	2020
April	58	167
May	651	1,107
June	1,181	1,110
July	1,967	
August	2,517	
September	3,081	
October	3,868	
November	4,451	
December	5,167	
January	5,788	
February	6,589	
March	7,710	
April	8,221	
May	8,240	
June	8,241	

QUALITY

	Quantity	Base Number	Contract	AT	Region	England
% of FP17s for the same patient ID Re-attending within 3 months - Children	20	172	11.6%	10.2%	11.9%	11.4%
% of FP17s for the same patient ID Re-attending within 3 months - Adults	94	404	23.3%	15.5%	17.2%	15.4%
% of FP17s for the same patient ID Re-attending between 3 & 9 months - Children	69	172	40.1%	50.1%	49.8%	59.8%
% of FP17s for the same patient ID Re-attending between 3 & 9 months - Adults	131	404	32.4%	39.4%	39.5%	52.1%
% of FP17s for Band 1 Urgent Courses	31	386	8.0%	10.5%	11.2%	9.2%
% of FP17s Relating to Free Repair or Replacements	5	386	1.3%	0.6%	0.5%	0.7%
% of FP17s Relating to Continuations	19	386	4.9%	0.8%	0.7%	0.8%
% of Patients satisfied with the dentistry they have received	1	1	N/A	91.0%	90.6%	93.4%
% of Patients satisfied with the time they had to wait for an appointment	1	1	N/A	87.1%	83.8%	87.6%

* This is based on patients treated on this contract for their most recent course of treatment. Figures in italics indicate the base number of FP17s or Patient Questionnaire responses are less than 100. N/A is shown where the base number of responses is less than 10 during the period. % is calculated as Quantity/Base number*100

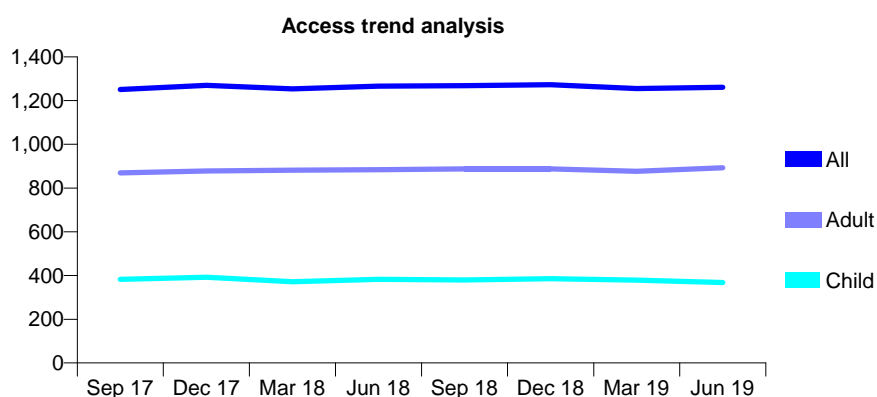
Q63 - Vital Signs At a Glance Contract Report for 843423/0001 - June 2019

Name or company name	MISS S RAHIMI-ATA
Contract type name	GDS Contract
Purpose of contract	General
Contract start date	01/04/2006
Contract end date	

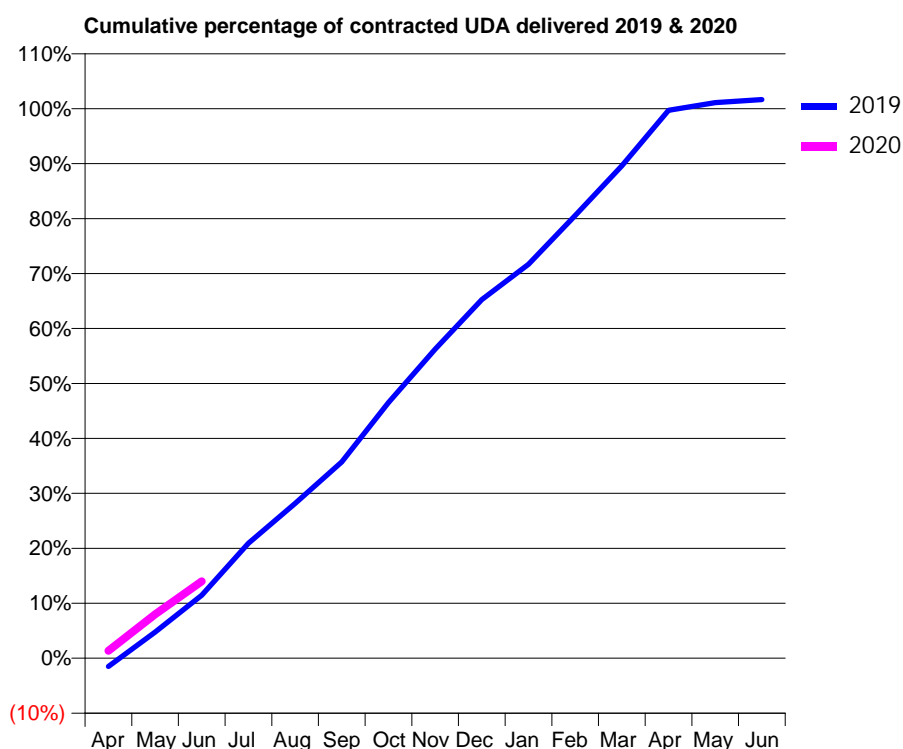
19/20 Contracted general activity (UDA)	4,738
Carry forward general activity (UDA)	0
19/20 Contracted orthodontic activity (UOA)	0
Carry forward orthodontic activity (UOA)	0
Baseline contract value	£152,434.64

ACCESS*

Patients seen in 24 months	Total	Change since previous quarter
Quarter ending June 2018	1,266	
Quarter ending September 2018	1,268	→
Quarter ending December 2018	1,273	→
Quarter ending March 2019	1,255	↓
Quarter ending June 2019	1,261	→
Variance since June 2018	(0.4%)	→



ACTIVITY



Month	2019	2020
April	-72	63
May	226	379
June	543	663
July	992	
August	1,336	
September	1,691	
October	2,205	
November	2,665	
December	3,091	
January	3,396	
February	3,818	
March	4,244	
April	4,723	
May	4,790	
June	4,815	

QUALITY

	Quantity	Base Number	Contract	AT	Region	England
% of FP17s for the same patient ID Re-attending within 3 months - Children	4	131	3.1%	10.2%	11.9%	11.4%
% of FP17s for the same patient ID Re-attending within 3 months - Adults	29	265	10.9%	15.5%	17.2%	15.4%
% of FP17s for the same patient ID Re-attending between 3 & 9 months - Children	93	131	71.0%	50.1%	49.8%	59.8%
% of FP17s for the same patient ID Re-attending between 3 & 9 months - Adults	139	265	52.5%	39.4%	39.5%	52.1%
% of FP17s for Band 1 Urgent Courses	8	267	3.0%	10.5%	11.2%	9.2%
% of FP17s Relating to Free Repair or Replacements	0	267	0.0%	0.6%	0.5%	0.7%
% of FP17s Relating to Continuations	0	267	0.0%	0.8%	0.7%	0.8%
% of Patients satisfied with the dentistry they have received	1	1	N/A	91.0%	90.6%	93.4%
% of Patients satisfied with the time they had to wait for an appointment	1	1	N/A	87.1%	83.8%	87.6%

* This is based on patients treated on this contract for their most recent course of treatment.

Figures in italics indicate the base number of FP17s or Patient Questionnaire responses are less than 100. N/A is shown where the base number of responses is less than 10 during the period. % is calculated as Quantity/Base number*100

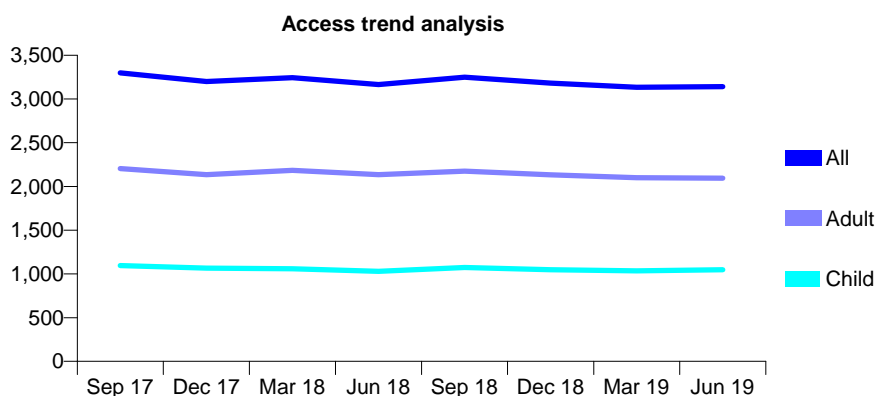
Q63 - Vital Signs At a Glance Contract Report for 844578/0001 - June 2019

Name or company name	MR PS PANESAR
Contract type name	GDS Contract
Purpose of contract	General
Contract start date	01/04/2006
Contract end date	

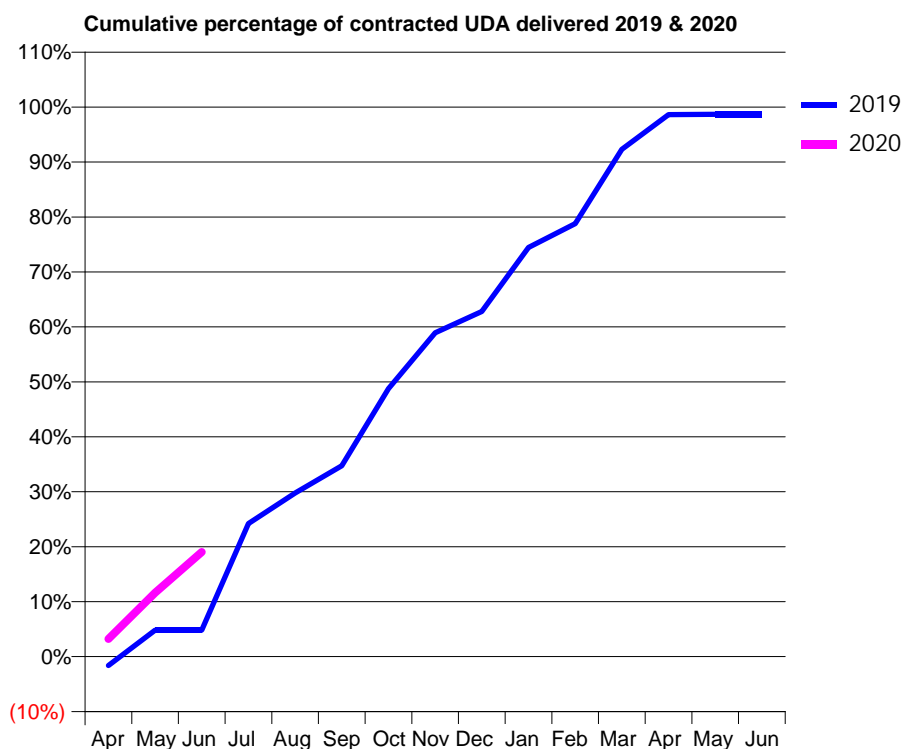
19/20 Contracted general activity (UDA)	5,350
Carry forward general activity (UDA)	0
19/20 Contracted orthodontic activity (UOA)	0
Carry forward orthodontic activity (UOA)	0
Baseline contract value	£152,478.86

ACCESS*

Patients seen in 24 months	Total	Change since previous quarter
Quarter ending June 2018	3,165	
Quarter ending September 2018	3,249	↑
Quarter ending December 2018	3,182	↓
Quarter ending March 2019	3,133	↓
Quarter ending June 2019	3,141	→
Variance since June 2018	(0.8%)	→



ACTIVITY



Month	Adjusted Scheduled Activity (UDA)	
	2019	2020
April	-87	171
May	258	623
June	258	1,018
July	1,295	
August	1,594	
September	1,859	
October	2,609	
November	3,152	
December	3,360	
January	3,984	
February	4,214	
March	4,939	
April	5,277	
May	5,279	
June	5,279	

QUALITY

	Quantity	Base Number	Contract	AT	Region	England
% of FP17s for the same patient ID Re-attending within 3 months - Children	18	339	5.3%	10.2%	11.9%	11.4%
% of FP17s for the same patient ID Re-attending within 3 months - Adults	92	573	16.1%	15.5%	17.2%	15.4%
% of FP17s for the same patient ID Re-attending between 3 & 9 months - Children	175	339	51.6%	50.1%	49.8%	59.8%
% of FP17s for the same patient ID Re-attending between 3 & 9 months - Adults	183	573	31.9%	39.4%	39.5%	52.1%
% of FP17s for Band 1 Urgent Courses	61	602	10.1%	10.5%	11.2%	9.2%
% of FP17s Relating to Free Repair or Replacements	5	602	0.8%	0.6%	0.5%	0.7%
% of FP17s Relating to Continuations	2	602	0.3%	0.8%	0.7%	0.8%
% of Patients satisfied with the dentistry they have received	0	0	N/A	91.0%	90.6%	93.4%
% of Patients satisfied with the time they had to wait for an appointment	0	0	N/A	87.1%	83.8%	87.6%

* This is based on patients treated on this contract for their most recent course of treatment. Figures in italics indicate the base number of FP17s or Patient Questionnaire responses are less than 100. N/A is shown where the base number of responses is less than 10 during the period. % is calculated as Quantity/Base number*100

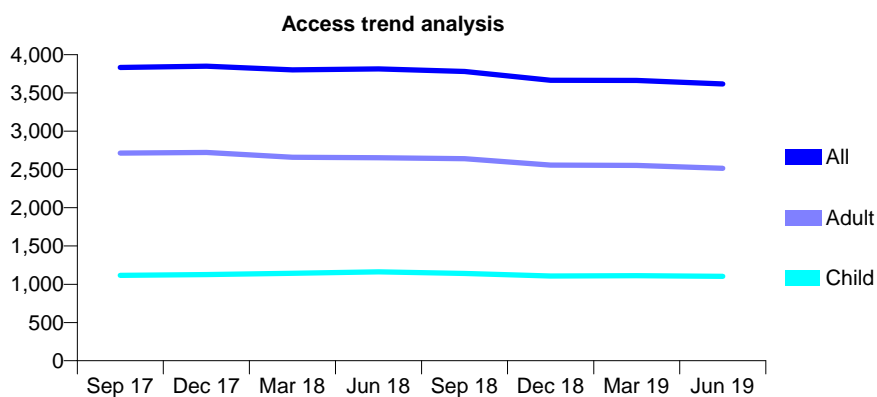
Q63 - Vital Signs At a Glance Contract Report for 844616/0001 - June 2019

Name or company name	MISS RY ISLAM
Contract type name	GDS Contract
Purpose of contract	General
Contract start date	01/04/2006
Contract end date	

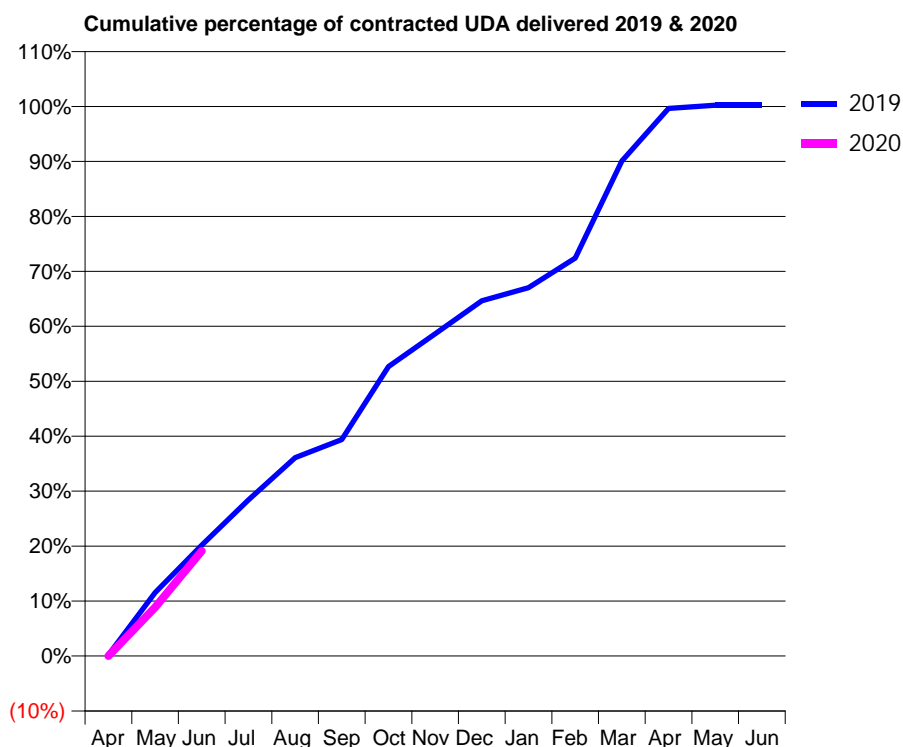
19/20 Contracted general activity (UDA)	10,375
Carry forward general activity (UDA)	0
19/20 Contracted orthodontic activity (UOA)	0
Carry forward orthodontic activity (UOA)	0
Baseline contract value	£292,797.63

ACCESS*

Patients seen in 24 months	Total	Change since previous quarter
Quarter ending June 2018	3,815	
Quarter ending September 2018	3,780	→
Quarter ending December 2018	3,664	↓
Quarter ending March 2019	3,663	→
Quarter ending June 2019	3,618	↓
Variance since June 2018	(5.2%)	↓



ACTIVITY



Month	Adjusted Scheduled Activity (UDA)	
	2019	2020
April	23	0
May	1,199	920
June	2,092	1,986
July	2,948	
August	3,744	
September	4,088	
October	5,466	
November	6,083	
December	6,706	
January	6,952	
February	7,514	
March	9,345	
April	10,340	
May	10,399	
June	10,399	

QUALITY

	Quantity	Base Number	Contract	AT	Region	England
% of FP17s for the same patient ID Re-attending within 3 months - Children	16	325	4.9%	10.2%	11.9%	11.4%
% of FP17s for the same patient ID Re-attending within 3 months - Adults	65	714	9.1%	15.5%	17.2%	15.4%
% of FP17s for the same patient ID Re-attending between 3 & 9 months - Children	131	325	40.3%	50.1%	49.8%	59.8%
% of FP17s for the same patient ID Re-attending between 3 & 9 months - Adults	248	714	34.7%	39.4%	39.5%	52.1%
% of FP17s for Band 1 Urgent Courses	50	576	8.7%	10.5%	11.2%	9.2%
% of FP17s Relating to Free Repair or Replacements	2	576	0.3%	0.6%	0.5%	0.7%
% of FP17s Relating to Continuations	7	576	1.2%	0.8%	0.7%	0.8%
% of Patients satisfied with the dentistry they have received	7	7	N/A	91.0%	90.6%	93.4%
% of Patients satisfied with the time they had to wait for an appointment	7	7	N/A	87.1%	83.8%	87.6%

* This is based on patients treated on this contract for their most recent course of treatment. Figures in italics indicate the base number of FP17s or Patient Questionnaire responses are less than 100. N/A is shown where the base number of responses is less than 10 during the period. % is calculated as Quantity/Base number*100

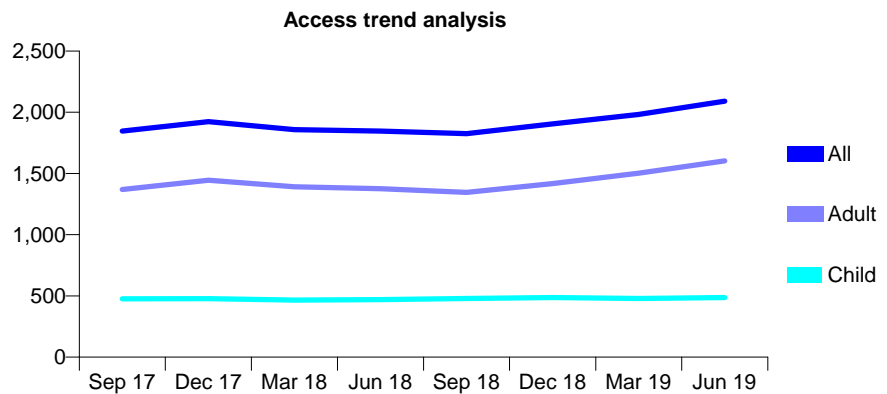
Q63 - Vital Signs At a Glance Contract Report for 846066/0001 - June 2019

Name or company name	MR A SYED
Contract type name	GDS Contract
Purpose of contract	General
Contract start date	01/04/2006
Contract end date	

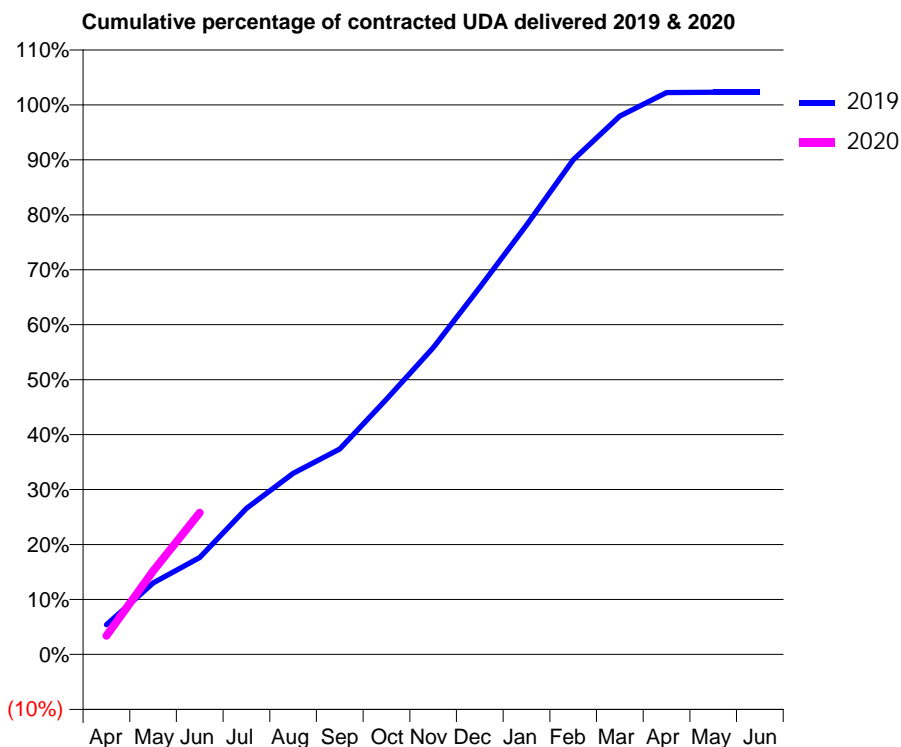
19/20 Contracted general activity (UDA)	5,478
Carry forward general activity (UDA)	0
19/20 Contracted orthodontic activity (UOA)	0
Carry forward orthodontic activity (UOA)	0
Baseline contract value	£227,856.23

ACCESS*

Patients seen in 24 months	Total	Change since previous quarter
Quarter ending June 2018	1,846	
Quarter ending September 2018	1,825	↓
Quarter ending December 2018	1,905	↑
Quarter ending March 2019	1,982	↑
Quarter ending June 2019	2,091	↑
Variance since June 2018	13.3%	↑



ACTIVITY



Month	2019	2020
April	296	186
May	714	831
June	966	1,412
July	1,456	
August	1,805	
September	2,048	
October	2,543	
November	3,057	
December	3,659	
January	4,279	
February	4,930	
March	5,366	
April	5,600	
May	5,604	
June	5,604	

QUALITY

	Quantity	Base Number	Contract	AT	Region	England
% of FP17s for the same patient ID Re-attending within 3 months - Children	25	171	14.6%	10.2%	11.9%	11.4%
% of FP17s for the same patient ID Re-attending within 3 months - Adults	55	434	12.7%	15.5%	17.2%	15.4%
% of FP17s for the same patient ID Re-attending between 3 & 9 months - Children	78	171	45.6%	50.1%	49.8%	59.8%
% of FP17s for the same patient ID Re-attending between 3 & 9 months - Adults	115	434	26.5%	39.4%	39.5%	52.1%
% of FP17s for Band 1 Urgent Courses	51	505	10.1%	10.5%	11.2%	9.2%
% of FP17s Relating to Free Repair or Replacements	0	505	0.0%	0.6%	0.5%	0.7%
% of FP17s Relating to Continuations	4	505	0.8%	0.8%	0.7%	0.8%
% of Patients satisfied with the dentistry they have received	0	0	N/A	91.0%	90.6%	93.4%
% of Patients satisfied with the time they had to wait for an appointment	0	0	N/A	87.1%	83.8%	87.6%

* This is based on patients treated on this contract for their most recent course of treatment. Figures in italics indicate the base number of FP17s or Patient Questionnaire responses are less than 100. N/A is shown where the base number of responses is less than 10 during the period. % is calculated as Quantity/Base number*100

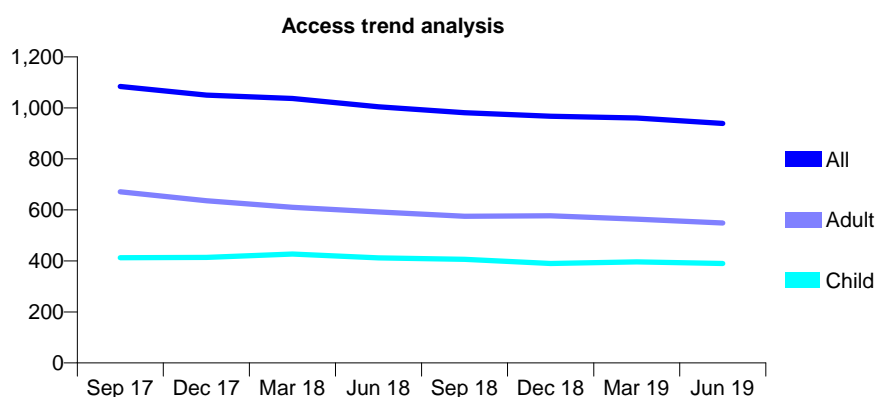
Q63 - Vital Signs At a Glance Contract Report for 847550/0001 - June 2019

Name or company name	MRS R SHERIFF
Contract type name	GDS Contract
Purpose of contract	General
Contract start date	01/06/2006
Contract end date	

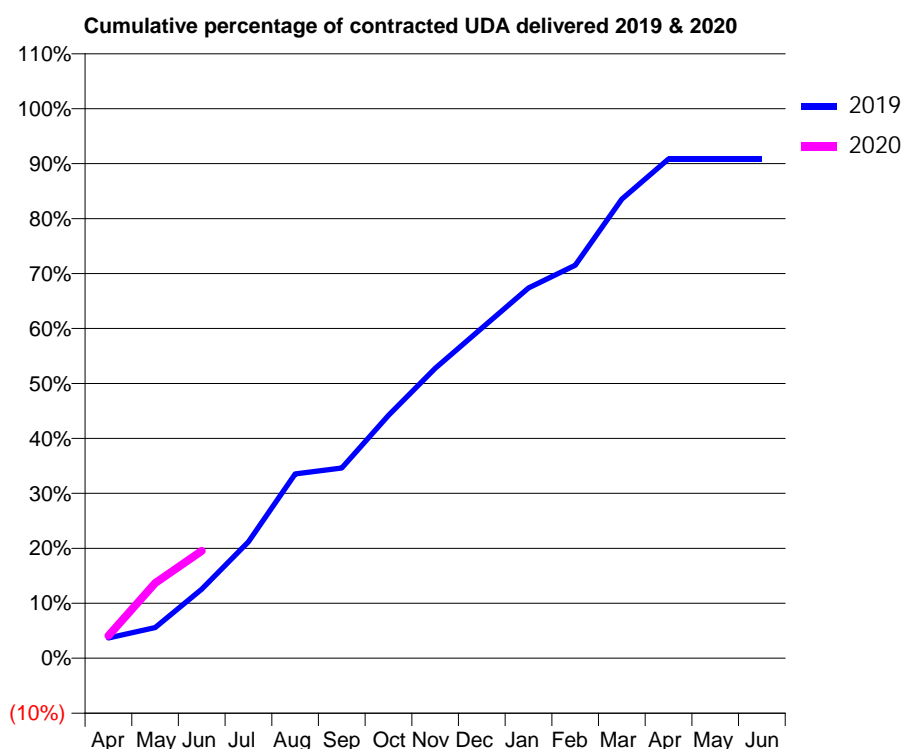
19/20 Contracted general activity (UDA)	4,787
Carry forward general activity (UDA)	0
19/20 Contracted orthodontic activity (UOA)	0
Carry forward orthodontic activity (UOA)	0
Baseline contract value	£148,090.00

ACCESS*

Patients seen in 24 months	Total	Change since previous quarter
Quarter ending June 2018	1,004	
Quarter ending September 2018	981	↓
Quarter ending December 2018	967	↓
Quarter ending March 2019	960	→
Quarter ending June 2019	939	↓
Variance since June 2018	(6.5%)	↓



ACTIVITY



Month	2019	2020
April	176	195
May	266	655
June	601	934
July	1,014	
August	1,605	
September	1,658	
October	2,116	
November	2,527	
December	2,875	
January	3,225	
February	3,422	
March	3,999	
April	4,348	
May	4,349	
June	4,349	

QUALITY

	Quantity	Base Number	Contract	AT	Region	England
% of FP17s for the same patient ID Re-attending within 3 months - Children	41	141	29.1%	10.2%	11.9%	11.4%
% of FP17s for the same patient ID Re-attending within 3 months - Adults	82	199	41.2%	15.5%	17.2%	15.4%
% of FP17s for the same patient ID Re-attending between 3 & 9 months - Children	35	141	24.8%	50.1%	49.8%	59.8%
% of FP17s for the same patient ID Re-attending between 3 & 9 months - Adults	55	199	27.6%	39.4%	39.5%	52.1%
% of FP17s for Band 1 Urgent Courses	10	261	3.8%	10.5%	11.2%	9.2%
% of FP17s Relating to Free Repair or Replacements	0	261	0.0%	0.6%	0.5%	0.7%
% of FP17s Relating to Continuations	53	261	20.3%	0.8%	0.7%	0.8%
% of Patients satisfied with the dentistry they have received	0	0	N/A	91.0%	90.6%	93.4%
% of Patients satisfied with the time they had to wait for an appointment	0	0	N/A	87.1%	83.8%	87.6%

* This is based on patients treated on this contract for their most recent course of treatment.

Figures in italics indicate the base number of FP17s or Patient Questionnaire responses are less than 100. N/A is shown where the base number of responses is less than 10 during the period. % is calculated as Quantity/Base number*100

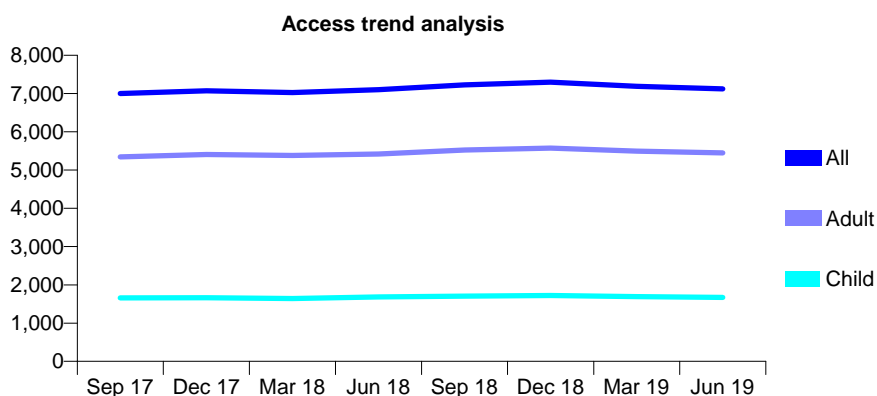
Q63 - Vital Signs At a Glance Contract Report for 848018/0001 - June 2019

Name or company name	MS F POURGHOBAD
Contract type name	GDS Contract
Purpose of contract	General
Contract start date	01/04/2006
Contract end date	

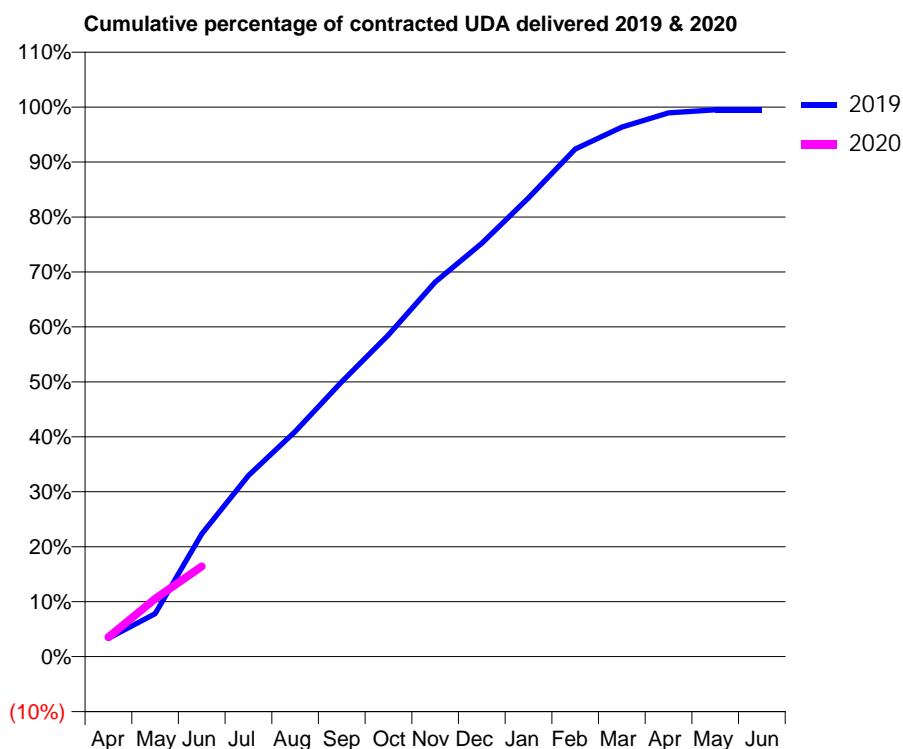
19/20 Contracted general activity (UDA)	16,817
Carry forward general activity (UDA)	0
19/20 Contracted orthodontic activity (UOA)	0
Carry forward orthodontic activity (UOA)	0
Baseline contract value	£507,034.34

ACCESS*

Patients seen in 24 months	Total	Change since previous quarter
Quarter ending June 2018	7,102	
Quarter ending September 2018	7,229	→
Quarter ending December 2018	7,296	→
Quarter ending March 2019	7,189	↓
Quarter ending June 2019	7,122	→
Variance since June 2018	0.3%	→



ACTIVITY



Month	Adjusted Scheduled Activity (UDA)	
	2019	2020
April	560	599
May	1,315	1,774
June	3,756	2,762
July	5,539	
August	6,891	
September	8,412	
October	9,845	
November	11,462	
December	12,647	
January	14,042	
February	15,534	
March	16,203	
April	16,642	
May	16,731	
June	16,728	

QUALITY

	Quantity	Base Number	Contract	AT	Region	England
% of FP17s for the same patient ID Re-attending within 3 months - Children	23	482	4.8%	10.2%	11.9%	11.4%
% of FP17s for the same patient ID Re-attending within 3 months - Adults	103	1,326	7.8%	15.5%	17.2%	15.4%
% of FP17s for the same patient ID Re-attending between 3 & 9 months - Children	160	482	33.2%	50.1%	49.8%	59.8%
% of FP17s for the same patient ID Re-attending between 3 & 9 months - Adults	567	1,326	42.8%	39.4%	39.5%	52.1%
% of FP17s for Band 1 Urgent Courses	83	1,616	5.1%	10.5%	11.2%	9.2%
% of FP17s Relating to Free Repair or Replacements	5	1,616	0.3%	0.6%	0.5%	0.7%
% of FP17s Relating to Continuations	4	1,616	0.2%	0.8%	0.7%	0.8%
% of Patients satisfied with the dentistry they have received	4	4	N/A	91.0%	90.6%	93.4%
% of Patients satisfied with the time they had to wait for an appointment	4	4	N/A	87.1%	83.8%	87.6%

* This is based on patients treated on this contract for their most recent course of treatment. Figures in italics indicate the base number of FP17s or Patient Questionnaire responses are less than 100. N/A is shown where the base number of responses is less than 10 during the period. % is calculated as Quantity/Base number*100

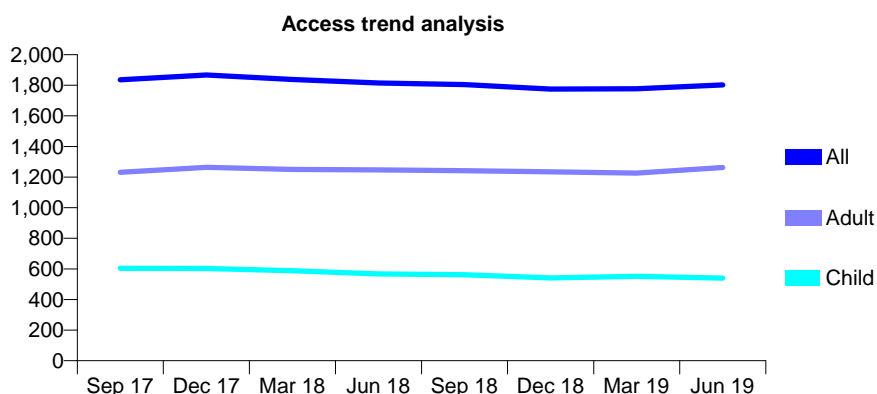
Q63 - Vital Signs At a Glance Contract Report for 849138/0002 - June 2019

Name or company name	Mr F K Banjo and Mrs D O Banjo
Contract type name	GDS Contract
Purpose of contract	General
Contract start date	01/04/2006
Contract end date	

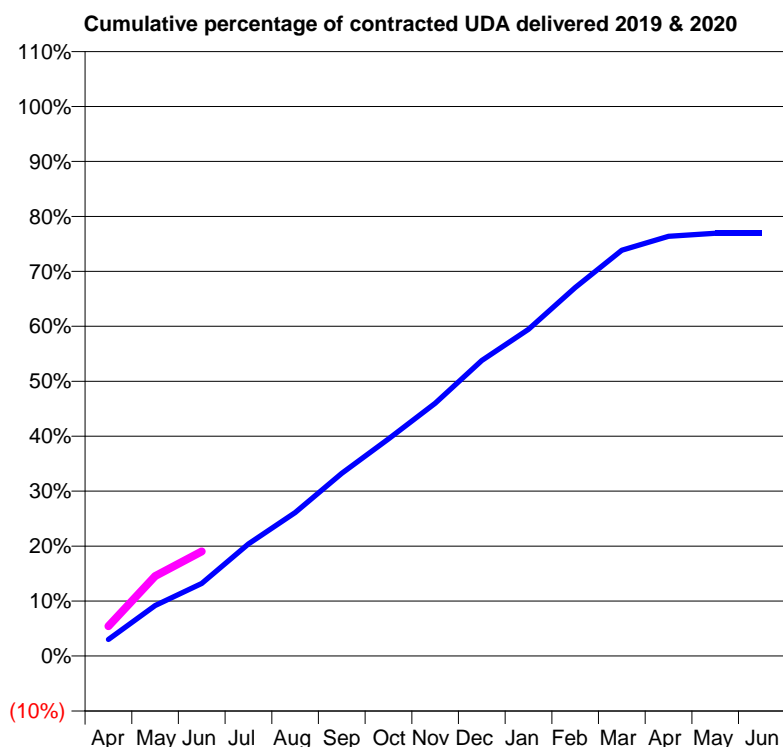
19/20 Contracted general activity (UDA)	6,000
Carry forward general activity (UDA)	0
19/20 Contracted orthodontic activity (UOA)	0
Carry forward orthodontic activity (UOA)	0
Baseline contract value	£211,692.44

ACCESS*

Patients seen in 24 months	Total	Change since previous quarter
Quarter ending June 2018	1,815	
Quarter ending September 2018	1,804	→
Quarter ending December 2018	1,776	↓
Quarter ending March 2019	1,777	→
Quarter ending June 2019	1,803	→
Variance since June 2018	(0.7%)	→



ACTIVITY



Month	Adjusted Scheduled Activity (UDA)	
	2019	2020
April	182	328
May	551	873
June	793	1,142
July	1,223	
August	1,567	
September	1,994	
October	2,371	
November	2,760	
December	3,227	
January	3,568	
February	4,023	
March	4,430	
April	4,582	
May	4,616	
June	4,616	

QUALITY

	Quantity	Base Number	Contract	AT	Region	England
% of FP17s for the same patient ID Re-attending within 3 months - Children	11	135	8.1%	10.2%	11.9%	11.4%
% of FP17s for the same patient ID Re-attending within 3 months - Adults	48	344	14.0%	15.5%	17.2%	15.4%
% of FP17s for the same patient ID Re-attending between 3 & 9 months - Children	57	135	42.2%	50.1%	49.8%	59.8%
% of FP17s for the same patient ID Re-attending between 3 & 9 months - Adults	122	344	35.5%	39.4%	39.5%	52.1%
% of FP17s for Band 1 Urgent Courses	22	412	5.3%	10.5%	11.2%	9.2%
% of FP17s Relating to Free Repair or Replacements	2	412	0.5%	0.6%	0.5%	0.7%
% of FP17s Relating to Continuations	0	412	0.0%	0.8%	0.7%	0.8%
% of Patients satisfied with the dentistry they have received	0	0	N/A	91.0%	90.6%	93.4%
% of Patients satisfied with the time they had to wait for an appointment	0	0	N/A	87.1%	83.8%	87.6%

* This is based on patients treated on this contract for their most recent course of treatment. Figures in italics indicate the base number of FP17s or Patient Questionnaire responses are less than 100. N/A is shown where the base number of responses is less than 10 during the period. % is calculated as Quantity/Base number*100

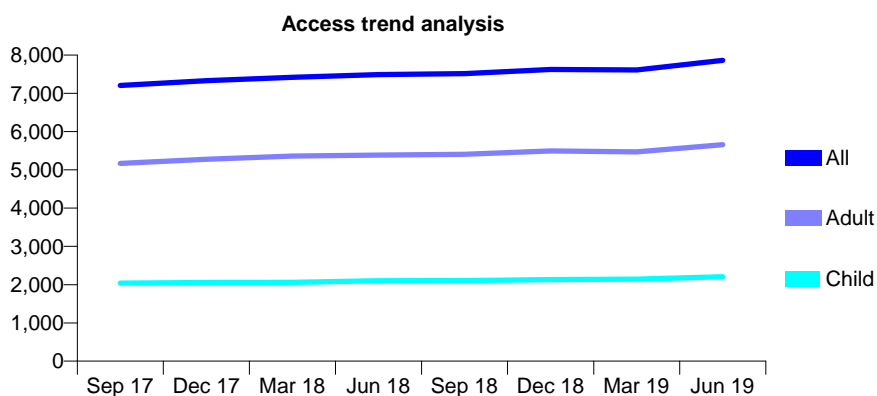
Q63 - Vital Signs At a Glance Contract Report for 853372/0001 - June 2019

Name or company name	Hook Lane Practice Limited
Contract type name	GDS Contract
Purpose of contract	General
Contract start date	19/04/2008
Contract end date	

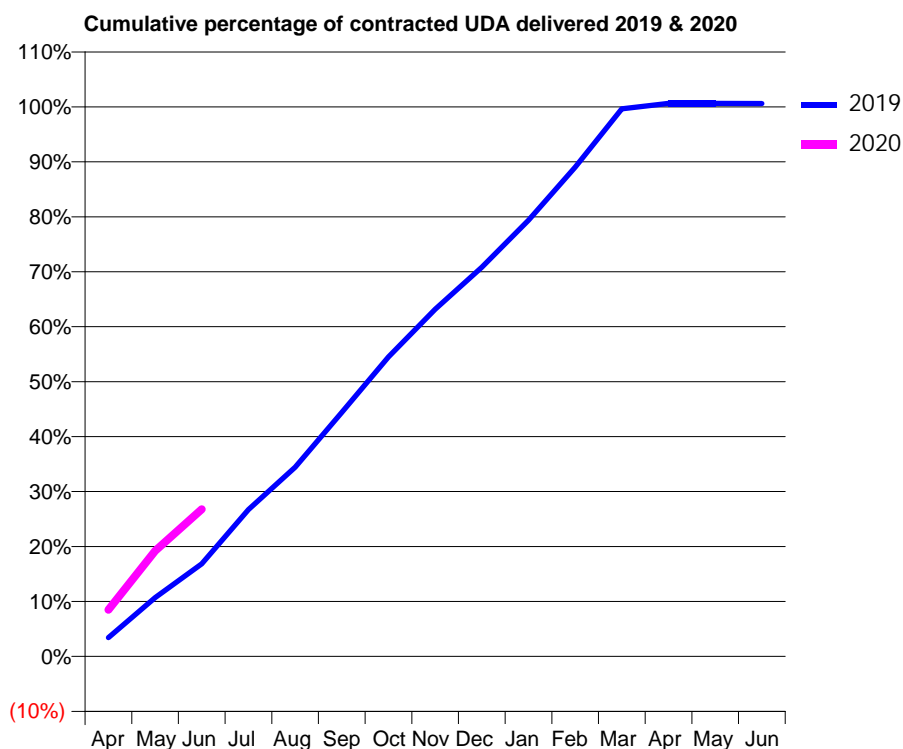
19/20 Contracted general activity (UDA)	20,021
Carry forward general activity (UDA)	0
19/20 Contracted orthodontic activity (UOA)	0
Carry forward orthodontic activity (UOA)	0
Baseline contract value	£584,905.70

ACCESS*

Patients seen in 24 months	Total	Change since previous quarter
Quarter ending June 2018	7,489	
Quarter ending September 2018	7,514	→
Quarter ending December 2018	7,627	→
Quarter ending March 2019	7,613	→
Quarter ending June 2019	7,861	↑
Variance since June 2018	5.0%	↑



ACTIVITY



Month	2019	2020
April	687	1,705
May	2,145	3,843
June	3,373	5,361
July	5,351	
August	6,895	
September	8,889	
October	10,911	
November	12,650	
December	14,177	
January	15,890	
February	17,829	
March	19,944	
April	20,144	
May	20,144	
June	20,141	

QUALITY

	Quantity	Base Number	Contract	AT	Region	England
% of FP17s for the same patient ID Re-attending within 3 months - Children	66	740	8.9%	10.2%	11.9%	11.4%
% of FP17s for the same patient ID Re-attending within 3 months - Adults	235	1,460	16.1%	15.5%	17.2%	15.4%
% of FP17s for the same patient ID Re-attending between 3 & 9 months - Children	302	740	40.8%	50.1%	49.8%	59.8%
% of FP17s for the same patient ID Re-attending between 3 & 9 months - Adults	494	1,460	33.8%	39.4%	39.5%	52.1%
% of FP17s for Band 1 Urgent Courses	95	1,942	4.9%	10.5%	11.2%	9.2%
% of FP17s Relating to Free Repair or Replacements	11	1,942	0.6%	0.6%	0.5%	0.7%
% of FP17s Relating to Continuations	87	1,942	4.5%	0.8%	0.7%	0.8%
% of Patients satisfied with the dentistry they have received	4	4	N/A	91.0%	90.6%	93.4%
% of Patients satisfied with the time they had to wait for an appointment	3	4	N/A	87.1%	83.8%	87.6%

* This is based on patients treated on this contract for their most recent course of treatment. Figures in italics indicate the base number of FP17s or Patient Questionnaire responses are less than 100. N/A is shown where the base number of responses is less than 10 during the period. % is calculated as Quantity/Base number*100

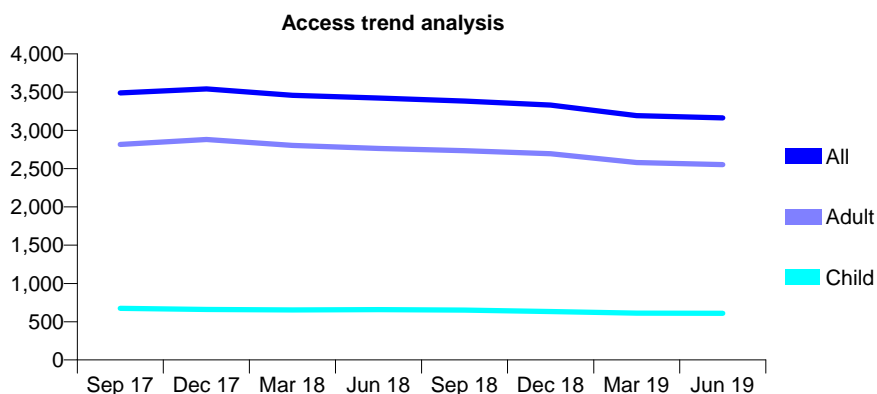
Q63 - Vital Signs At a Glance Contract Report for 854956/0003 - June 2019

Name or company name	MISS N AL-JUMAILY
Contract type name	GDS Contract
Purpose of contract	General
Contract start date	01/04/2015
Contract end date	

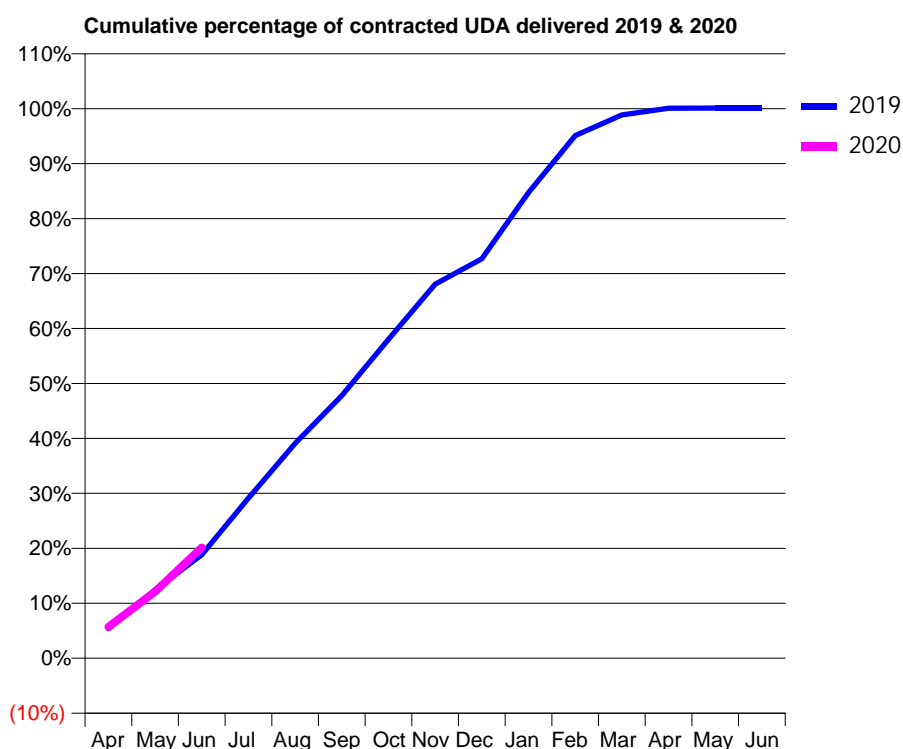
19/20 Contracted general activity (UDA)	6,973
Carry forward general activity (UDA)	0
19/20 Contracted orthodontic activity (UOA)	0
Carry forward orthodontic activity (UOA)	0
Baseline contract value	£286,467.53

ACCESS*

Patients seen in 24 months	Total	Change since previous quarter
Quarter ending June 2018	3,422	
Quarter ending September 2018	3,384	↓
Quarter ending December 2018	3,329	↓
Quarter ending March 2019	3,193	↓
Quarter ending June 2019	3,162	→
Variance since June 2018	(7.6%)	↓



ACTIVITY



Month	2019	2020
April	374	397
May	868	846
June	1,312	1,403
July	2,032	
August	2,727	
September	3,331	
October	4,046	
November	4,748	
December	5,067	
January	5,908	
February	6,630	
March	6,892	
April	6,979	
May	6,981	
June	6,981	

QUALITY

	Quantity	Base Number	Contract	AT	Region	England
% of FP17s for the same patient ID Re-attending within 3 months - Children	9	175	5.1%	10.2%	11.9%	11.4%
% of FP17s for the same patient ID Re-attending within 3 months - Adults	63	506	12.5%	15.5%	17.2%	15.4%
% of FP17s for the same patient ID Re-attending between 3 & 9 months - Children	74	175	42.3%	50.1%	49.8%	59.8%
% of FP17s for the same patient ID Re-attending between 3 & 9 months - Adults	122	506	24.1%	39.4%	39.5%	52.1%
% of FP17s for Band 1 Urgent Courses	42	631	6.7%	10.5%	11.2%	9.2%
% of FP17s Relating to Free Repair or Replacements	3	631	0.5%	0.6%	0.5%	0.7%
% of FP17s Relating to Continuations	2	631	0.3%	0.8%	0.7%	0.8%
% of Patients satisfied with the dentistry they have received	0	0	N/A	91.0%	90.6%	93.4%
% of Patients satisfied with the time they had to wait for an appointment	0	0	N/A	87.1%	83.8%	87.6%

* This is based on patients treated on this contract for their most recent course of treatment.

Figures in italics indicate the base number of FP17s or Patient Questionnaire responses are less than 100. N/A is shown where the base number of responses is less than 10 during the period. % is calculated as Quantity/Base number*100

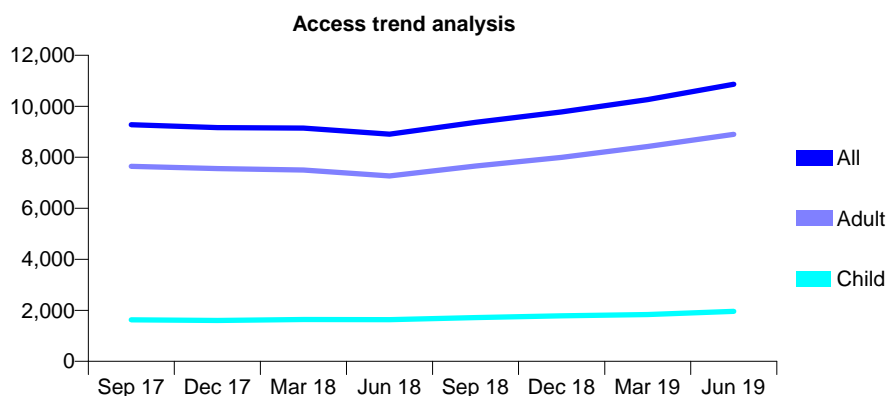
Q63 - Vital Signs At a Glance Contract Report for 855855/0001 - June 2019

Name or company name	MR F MIRZAI
Contract type name	GDS Contract
Purpose of contract	General
Contract start date	01/03/2008
Contract end date	

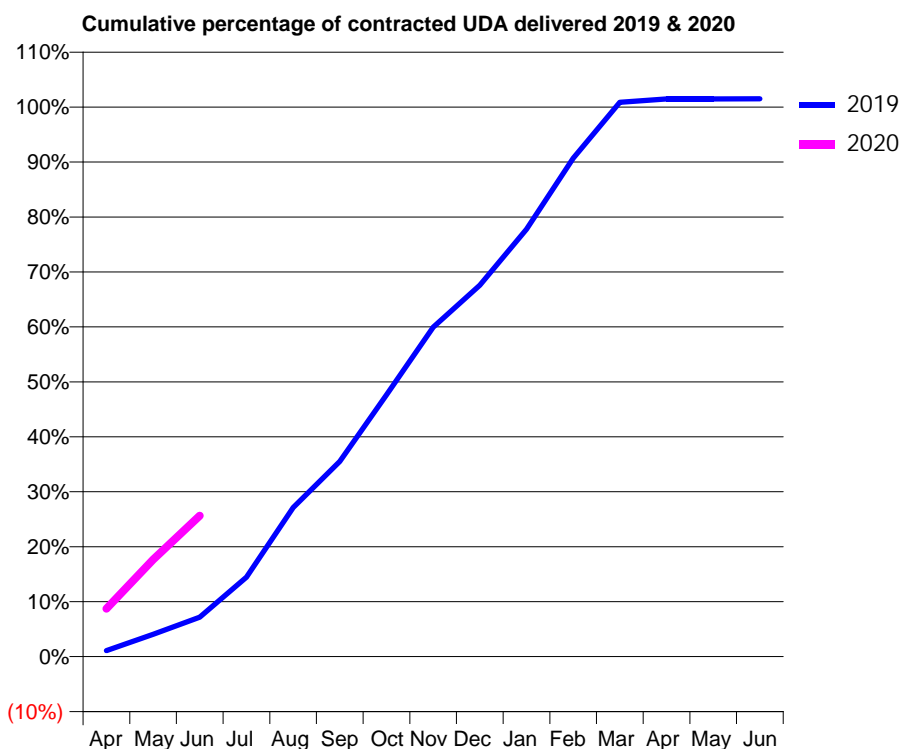
19/20 Contracted general activity (UDA)	31,000
Carry forward general activity (UDA)	0
19/20 Contracted orthodontic activity (UOA)	0
Carry forward orthodontic activity (UOA)	0
Baseline contract value	£957,176.53

ACCESS*

Patients seen in 24 months	Total	Change since previous quarter
Quarter ending June 2018	8,905	
Quarter ending September 2018	9,375	↑
Quarter ending December 2018	9,783	↑
Quarter ending March 2019	10,259	↑
Quarter ending June 2019	10,865	↑
Variance since June 2018	22.0%	↑



ACTIVITY



Month	Adjusted Scheduled Activity (UDA)	
	2019	2020
April	343	2,705
May	1,260	5,478
June	2,228	7,945
July	4,487	
August	8,407	
September	11,013	
October	14,765	
November	18,587	
December	20,944	
January	24,104	
February	28,116	
March	31,271	
April	31,460	
May	31,460	
June	31,463	

QUALITY

	Quantity	Base Number	Contract	AT	Region	England
% of FP17s for the same patient ID Re-attending within 3 months - Children	44	658	6.7%	10.2%	11.9%	11.4%
% of FP17s for the same patient ID Re-attending within 3 months - Adults	321	2,255	14.2%	15.5%	17.2%	15.4%
% of FP17s for the same patient ID Re-attending between 3 & 9 months - Children	317	658	48.2%	50.1%	49.8%	59.8%
% of FP17s for the same patient ID Re-attending between 3 & 9 months - Adults	737	2,255	32.7%	39.4%	39.5%	52.1%
% of FP17s for Band 1 Urgent Courses	306	2,835	10.8%	10.5%	11.2%	9.2%
% of FP17s Relating to Free Repair or Replacements	20	2,835	0.7%	0.6%	0.5%	0.7%
% of FP17s Relating to Continuations	11	2,835	0.4%	0.8%	0.7%	0.8%
% of Patients satisfied with the dentistry they have received	2	2	N/A	91.0%	90.6%	93.4%
% of Patients satisfied with the time they had to wait for an appointment	2	2	N/A	87.1%	83.8%	87.6%

* This is based on patients treated on this contract for their most recent course of treatment. Figures in italics indicate the base number of FP17s or Patient Questionnaire responses are less than 100. N/A is shown where the base number of responses is less than 10 during the period. % is calculated as Quantity/Base number*100

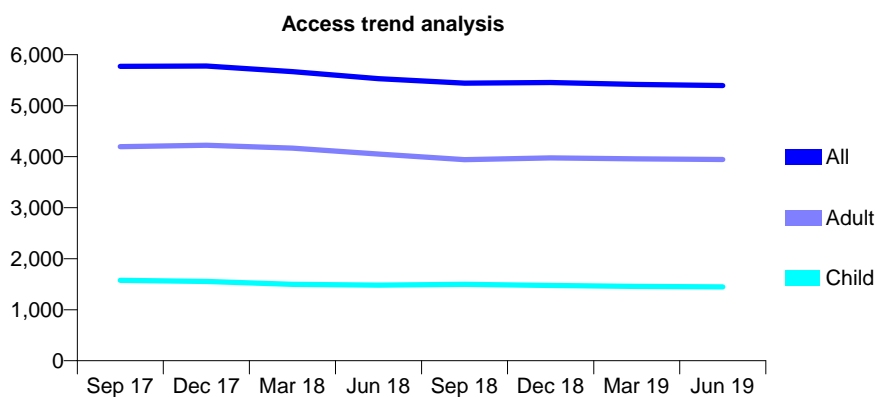
Q63 - Vital Signs At a Glance Contract Report for 858749/0001 - June 2019

Name or company name	MISS MR HARVEY
Contract type name	GDS Contract
Purpose of contract	General
Contract start date	11/09/2006
Contract end date	

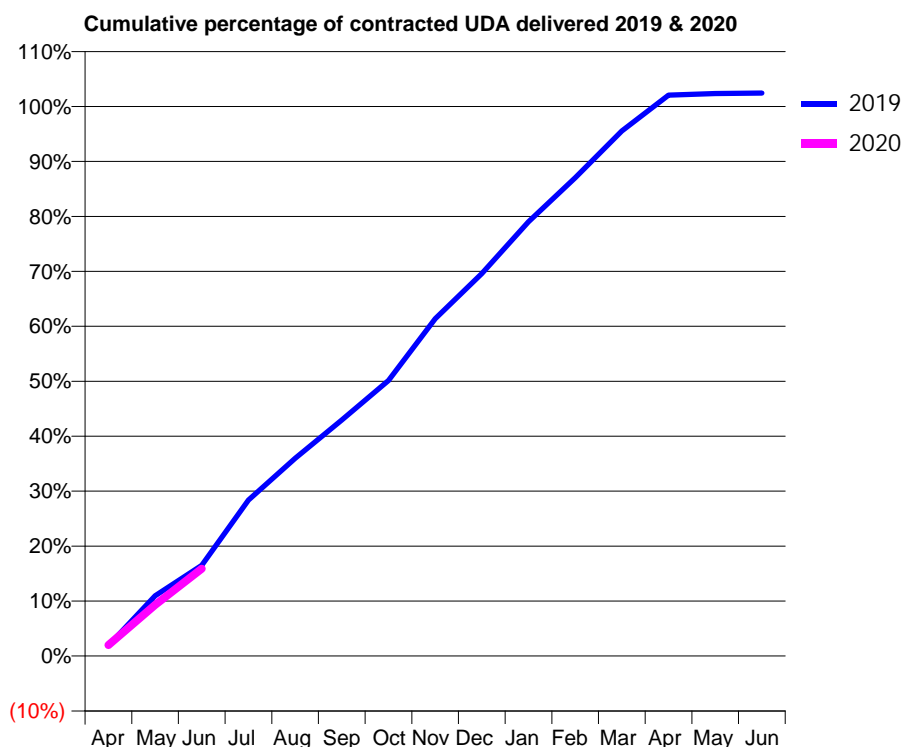
19/20 Contracted general activity (UDA)	12,750
Carry forward general activity (UDA)	0
19/20 Contracted orthodontic activity (UOA)	0
Carry forward orthodontic activity (UOA)	0
Baseline contract value	£330,245.71

ACCESS*

Patients seen in 24 months	Total	Change since previous quarter
Quarter ending June 2018	5,532	
Quarter ending September 2018	5,441	↓
Quarter ending December 2018	5,455	→
Quarter ending March 2019	5,415	→
Quarter ending June 2019	5,395	→
Variance since June 2018	(2.5%)	↓



ACTIVITY



Month	Adjusted Scheduled Activity (UDA)	
	2019	2020
April	244	257
May	1,401	1,185
June	2,107	2,026
July	3,620	
August	4,586	
September	5,476	
October	6,394	
November	7,826	
December	8,874	
January	10,076	
February	11,098	
March	12,179	
April	13,013	
May	13,050	
June	13,060	

QUALITY

	Quantity	Base Number	Contract	AT	Region	England
% of FP17s for the same patient ID Re-attending within 3 months - Children	19	308	6.2%	10.2%	11.9%	11.4%
% of FP17s for the same patient ID Re-attending within 3 months - Adults	128	865	14.8%	15.5%	17.2%	15.4%
% of FP17s for the same patient ID Re-attending between 3 & 9 months - Children	100	308	32.5%	50.1%	49.8%	59.8%
% of FP17s for the same patient ID Re-attending between 3 & 9 months - Adults	259	865	29.9%	39.4%	39.5%	52.1%
% of FP17s for Band 1 Urgent Courses	86	851	10.1%	10.5%	11.2%	9.2%
% of FP17s Relating to Free Repair or Replacements	12	851	1.4%	0.6%	0.5%	0.7%
% of FP17s Relating to Continuations	8	851	0.9%	0.8%	0.7%	0.8%
% of Patients satisfied with the dentistry they have received	0	0	N/A	91.0%	90.6%	93.4%
% of Patients satisfied with the time they had to wait for an appointment	0	0	N/A	87.1%	83.8%	87.6%

* This is based on patients treated on this contract for their most recent course of treatment. Figures in italics indicate the base number of FP17s or Patient Questionnaire responses are less than 100. N/A is shown where the base number of responses is less than 10 during the period. % is calculated as Quantity/Base number*100

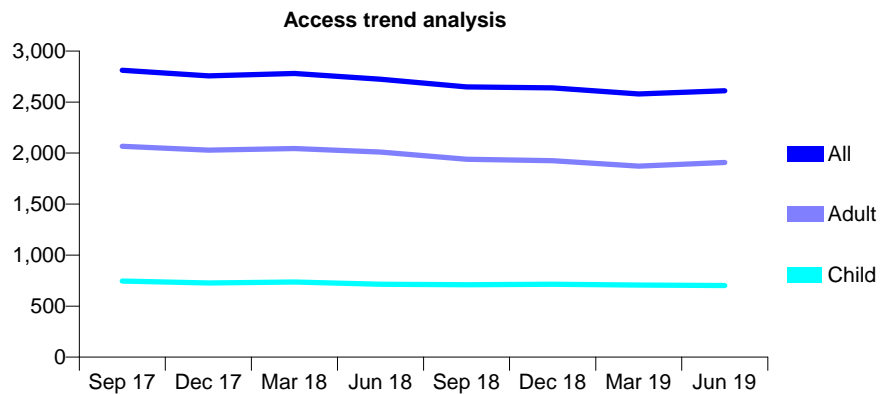
Q63 - Vital Signs At a Glance Contract Report for 859575/0001 - June 2019

Name or company name	Eltham Family Dental Practice
Contract type name	GDS Contract
Purpose of contract	General
Contract start date	17/07/2008
Contract end date	

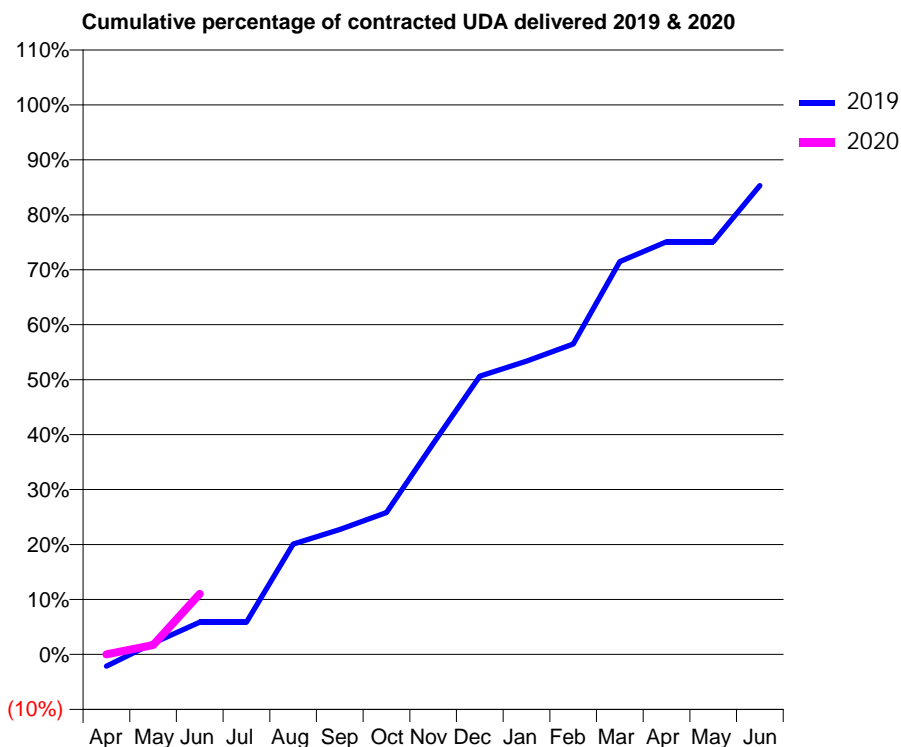
19/20 Contracted general activity (UDA)	8,000
Carry forward general activity (UDA)	0
19/20 Contracted orthodontic activity (UOA)	0
Carry forward orthodontic activity (UOA)	0
Baseline contract value	£219,859.35

ACCESS*

Patients seen in 24 months	Total	Change since previous quarter
Quarter ending June 2018	2,724	
Quarter ending September 2018	2,649	↓
Quarter ending December 2018	2,639	→
Quarter ending March 2019	2,580	↓
Quarter ending June 2019	2,611	→
Variance since June 2018	(4.1%)	↓



ACTIVITY



Month	2019	2020
April	-173	0
May	164	137
June	470	881
July	470	
August	1,607	
September	1,818	
October	2,064	
November	3,070	
December	4,051	
January	4,269	
February	4,518	
March	5,719	
April	6,008	
May	6,008	
June	6,825	

QUALITY

	Quantity	Base Number	Contract	AT	Region	England
% of FP17s for the same patient ID Re-attending within 3 months - Children	15	234	6.4%	10.2%	11.9%	11.4%
% of FP17s for the same patient ID Re-attending within 3 months - Adults	72	607	11.9%	15.5%	17.2%	15.4%
% of FP17s for the same patient ID Re-attending between 3 & 9 months - Children	75	234	32.1%	50.1%	49.8%	59.8%
% of FP17s for the same patient ID Re-attending between 3 & 9 months - Adults	181	607	29.8%	39.4%	39.5%	52.1%
% of FP17s for Band 1 Urgent Courses	52	474	11.0%	10.5%	11.2%	9.2%
% of FP17s Relating to Free Repair or Replacements	0	474	0.0%	0.6%	0.5%	0.7%
% of FP17s Relating to Continuations	3	474	0.6%	0.8%	0.7%	0.8%
% of Patients satisfied with the dentistry they have received	0	0	N/A	91.0%	90.6%	93.4%
% of Patients satisfied with the time they had to wait for an appointment	0	0	N/A	87.1%	83.8%	87.6%

* This is based on patients treated on this contract for their most recent course of treatment. Figures in italics indicate the base number of FP17s or Patient Questionnaire responses are less than 100. N/A is shown where the base number of responses is less than 10 during the period. % is calculated as Quantity/Base number*100

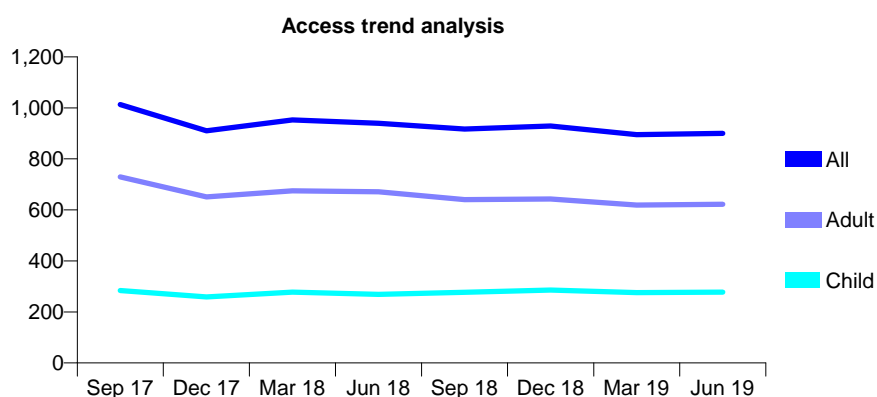
Q63 - Vital Signs At a Glance Contract Report for 863475/0001 - June 2019

Name or company name	MRS R SIVAKUMARAN
Contract type name	GDS Contract
Purpose of contract	General
Contract start date	01/04/2013
Contract end date	

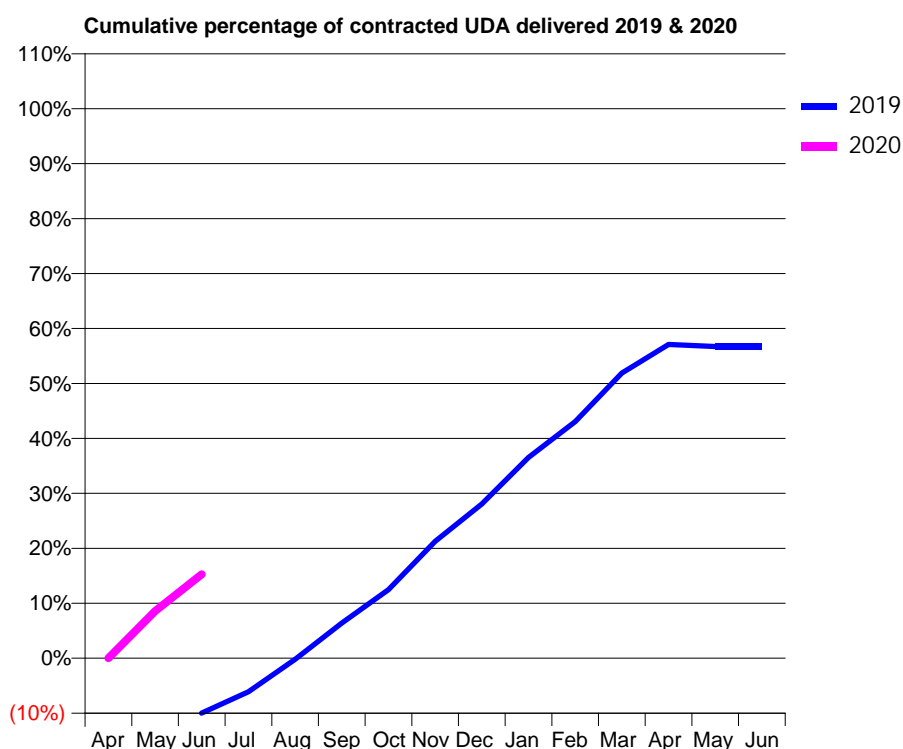
19/20 Contracted general activity (UDA)	4,200
Carry forward general activity (UDA)	0
19/20 Contracted orthodontic activity (UOA)	0
Carry forward orthodontic activity (UOA)	0
Baseline contract value	£117,589.24

ACCESS*

Patients seen in 24 months	Total	Change since previous quarter
Quarter ending June 2018	940	
Quarter ending September 2018	917	↓
Quarter ending December 2018	929	→
Quarter ending March 2019	895	↓
Quarter ending June 2019	900	→
Variance since June 2018	(4.3%)	↓



ACTIVITY



Month	2019	2020
April	-833	0
May	-609	360
June	-419	642
July	-257	
August	-8	
September	268	
October	524	
November	894	
December	1,179	
January	1,535	
February	1,809	
March	2,178	
April	2,398	
May	2,383	
June	2,383	

QUALITY

	Quantity	Base Number	Contract	AT	Region	England
% of FP17s for the same patient ID Re-attending within 3 months - Children	2	76	2.6%	10.2%	11.9%	11.4%
% of FP17s for the same patient ID Re-attending within 3 months - Adults	16	116	13.8%	15.5%	17.2%	15.4%
% of FP17s for the same patient ID Re-attending between 3 & 9 months - Children	36	76	47.4%	50.1%	49.8%	59.8%
% of FP17s for the same patient ID Re-attending between 3 & 9 months - Adults	20	116	17.2%	39.4%	39.5%	52.1%
% of FP17s for Band 1 Urgent Courses	29	167	17.4%	10.5%	11.2%	9.2%
% of FP17s Relating to Free Repair or Replacements	2	167	1.2%	0.6%	0.5%	0.7%
% of FP17s Relating to Continuations	1	167	0.6%	0.8%	0.7%	0.8%
% of Patients satisfied with the dentistry they have received	0	0	N/A	91.0%	90.6%	93.4%
% of Patients satisfied with the time they had to wait for an appointment	0	0	N/A	87.1%	83.8%	87.6%

* This is based on patients treated on this contract for their most recent course of treatment.

Figures in italics indicate the base number of FP17s or Patient Questionnaire responses are less than 100. N/A is shown where the base number of responses is less than 10 during the period. % is calculated as Quantity/Base number*100

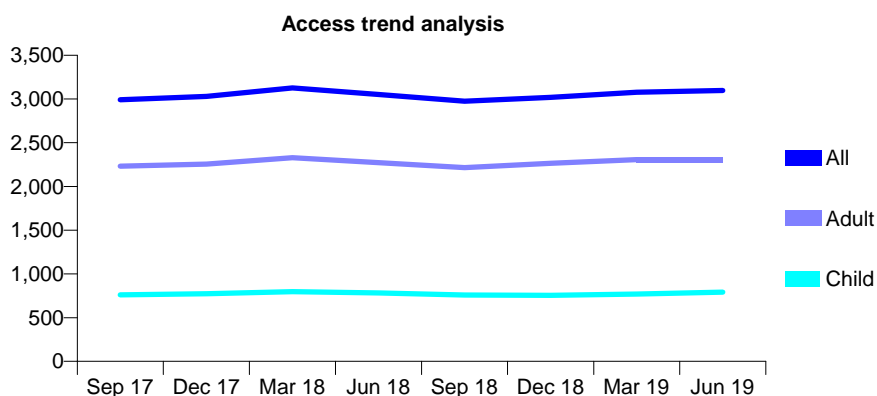
Q63 - Vital Signs At a Glance Contract Report for 875864/0001 - June 2019

Name or company name	MS MA KICZKA
Contract type name	GDS Contract
Purpose of contract	General
Contract start date	01/04/2013
Contract end date	

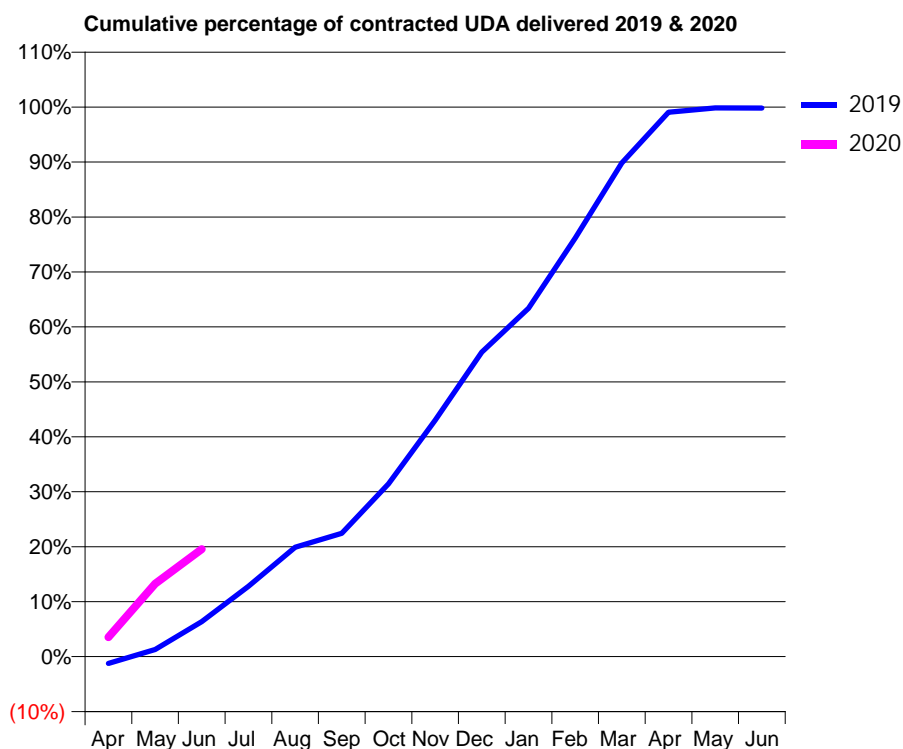
19/20 Contracted general activity (UDA)	9,300
Carry forward general activity (UDA)	0
19/20 Contracted orthodontic activity (UOA)	0
Carry forward orthodontic activity (UOA)	0
Baseline contract value	£229,635.20

ACCESS*

Patients seen in 24 months	Total	Change since previous quarter
Quarter ending June 2018	3,053	
Quarter ending September 2018	2,974	↓
Quarter ending December 2018	3,019	→
Quarter ending March 2019	3,077	→
Quarter ending June 2019	3,098	→
Variance since June 2018	1.5%	→



ACTIVITY



Month	Adjusted Scheduled Activity (UDA)	
	2019	2020
April	-115	329
May	121	1,233
June	593	1,820
July	1,191	
August	1,851	
September	2,087	
October	2,925	
November	4,002	
December	5,154	
January	5,894	
February	7,083	
March	8,353	
April	9,212	
May	9,286	
June	9,284	

QUALITY

	Quantity	Base Number	Contract	AT	Region	England
% of FP17s for the same patient ID Re-attending within 3 months - Children	21	175	12.0%	10.2%	11.9%	11.4%
% of FP17s for the same patient ID Re-attending within 3 months - Adults	107	563	19.0%	15.5%	17.2%	15.4%
% of FP17s for the same patient ID Re-attending between 3 & 9 months - Children	37	175	21.1%	50.1%	49.8%	59.8%
% of FP17s for the same patient ID Re-attending between 3 & 9 months - Adults	125	563	22.2%	39.4%	39.5%	52.1%
% of FP17s for Band 1 Urgent Courses	136	569	23.9%	10.5%	11.2%	9.2%
% of FP17s Relating to Free Repair or Replacements	14	569	2.5%	0.6%	0.5%	0.7%
% of FP17s Relating to Continuations	5	569	0.9%	0.8%	0.7%	0.8%
% of Patients satisfied with the dentistry they have received	0	0	N/A	91.0%	90.6%	93.4%
% of Patients satisfied with the time they had to wait for an appointment	0	0	N/A	87.1%	83.8%	87.6%

* This is based on patients treated on this contract for their most recent course of treatment. Figures in italics indicate the base number of FP17s or Patient Questionnaire responses are less than 100. N/A is shown where the base number of responses is less than 10 during the period. % is calculated as Quantity/Base number*100

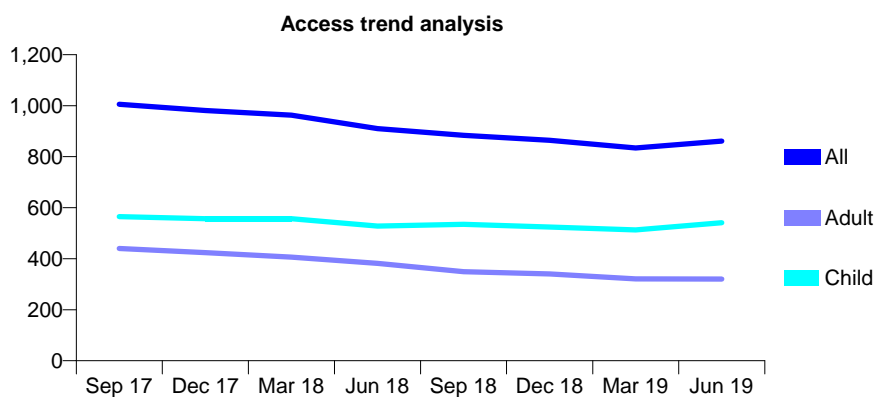
Q63 - Vital Signs At a Glance Contract Report for 905836/0001 - June 2019

Name or company name	MRS JB JONES
Contract type name	GDS Contract
Purpose of contract	General
Contract start date	01/04/2006
Contract end date	

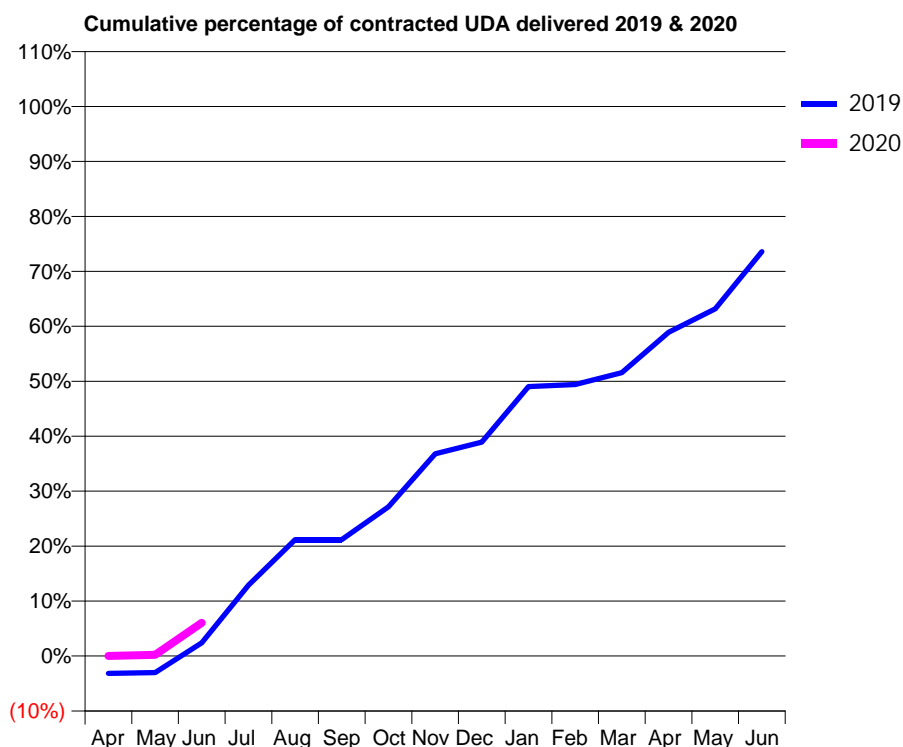
19/20 Contracted general activity (UDA)	2,250
Carry forward general activity (UDA)	0
19/20 Contracted orthodontic activity (UOA)	0
Carry forward orthodontic activity (UOA)	0
Baseline contract value	£61,032.02

ACCESS*

Patients seen in 24 months	Total	Change since previous quarter
Quarter ending June 2018	910	
Quarter ending September 2018	884	↓
Quarter ending December 2018	864	↓
Quarter ending March 2019	834	↓
Quarter ending June 2019	861	↑
Variance since June 2018	(5.4%)	↓



ACTIVITY



Month	Adjusted Scheduled Activity (UDA)	
	2019	2020
April	-72	0
May	-68	5
June	55	136
July	290	
August	477	
September	477	
October	611	
November	828	
December	876	
January	1,103	
February	1,112	
March	1,160	
April	1,325	
May	1,422	
June	1,656	

QUALITY

	Quantity	Base Number	Contract	AT	Region	England
% of FP17s for the same patient ID Re-attending within 3 months - Children	28	282	9.9%	10.2%	11.9%	11.4%
% of FP17s for the same patient ID Re-attending within 3 months - Adults	11	101	10.9%	15.5%	17.2%	15.4%
% of FP17s for the same patient ID Re-attending between 3 & 9 months - Children	151	282	53.5%	50.1%	49.8%	59.8%
% of FP17s for the same patient ID Re-attending between 3 & 9 months - Adults	42	101	41.6%	39.4%	39.5%	52.1%
% of FP17s for Band 1 Urgent Courses	6	83	7.2%	10.5%	11.2%	9.2%
% of FP17s Relating to Free Repair or Replacements	1	83	1.2%	0.6%	0.5%	0.7%
% of FP17s Relating to Continuations	1	83	1.2%	0.8%	0.7%	0.8%
% of Patients satisfied with the dentistry they have received	0	0	N/A	91.0%	90.6%	93.4%
% of Patients satisfied with the time they had to wait for an appointment	0	0	N/A	87.1%	83.8%	87.6%

* This is based on patients treated on this contract for their most recent course of treatment. Figures in italics indicate the base number of FP17s or Patient Questionnaire responses are less than 100. N/A is shown where the base number of responses is less than 10 during the period. % is calculated as Quantity/Base number*100

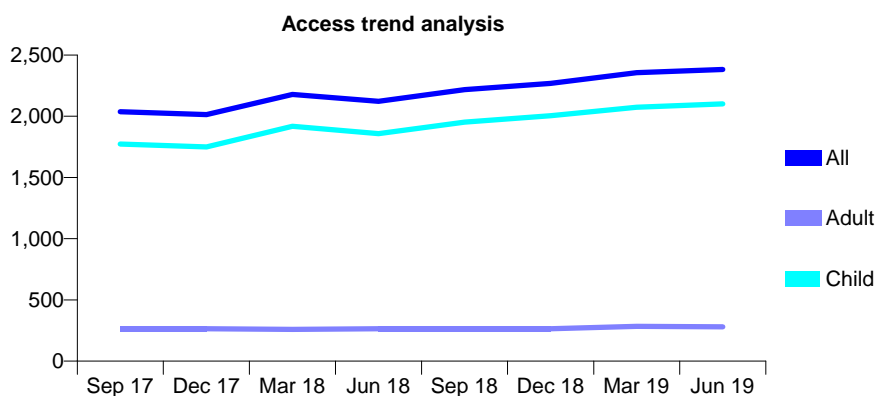
Q63 - Vital Signs At a Glance Contract Report for 908495/0001 - June 2019

Name or company name	Mr Sanjay Patel
Contract type name	GDS Contract
Purpose of contract	General
Contract start date	01/04/2006
Contract end date	

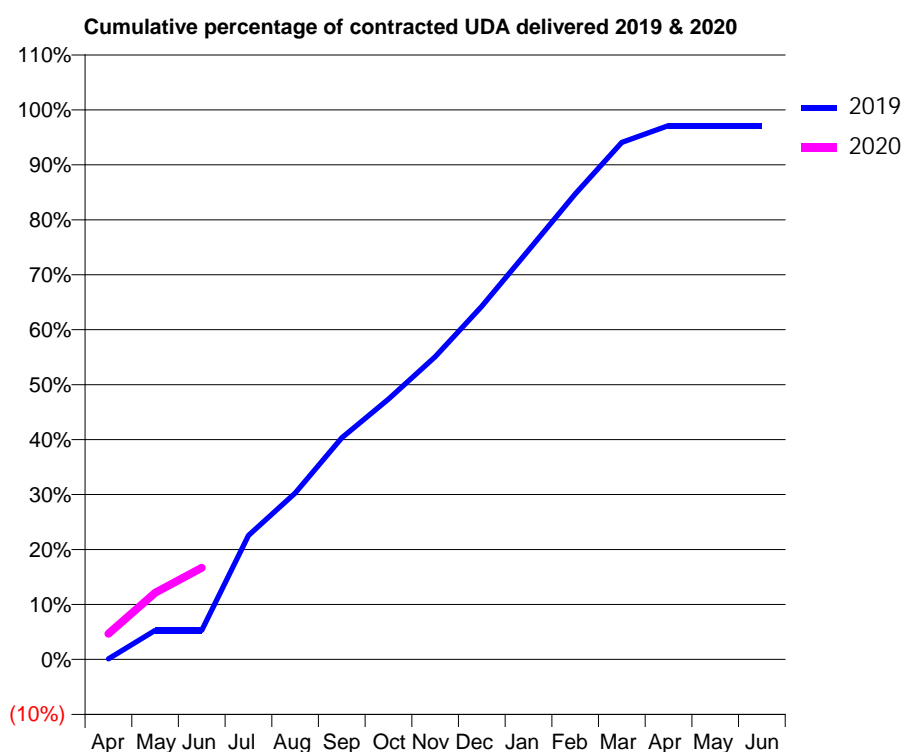
19/20 Contracted general activity (UDA)	4,427
Carry forward general activity (UDA)	0
19/20 Contracted orthodontic activity (UOA)	0
Carry forward orthodontic activity (UOA)	0
Baseline contract value	£108,433.93

ACCESS*

Patients seen in 24 months	Total	Change since previous quarter
Quarter ending June 2018	2,123	
Quarter ending September 2018	2,217	↑
Quarter ending December 2018	2,269	↑
Quarter ending March 2019	2,357	↑
Quarter ending June 2019	2,382	→
Variance since June 2018	12.2%	↑



ACTIVITY



Month	2019	2020
April	4	206
May	234	537
June	234	738
July	999	
August	1,340	
September	1,785	
October	2,096	
November	2,439	
December	2,844	
January	3,297	
February	3,750	
March	4,165	
April	4,300	
May	4,300	
June	4,300	

QUALITY

	Quantity	Base Number	Contract	AT	Region	England
% of FP17s for the same patient ID Re-attending within 3 months - Children	56	691	8.1%	10.2%	11.9%	11.4%
% of FP17s for the same patient ID Re-attending within 3 months - Adults	4	30	13.3%	15.5%	17.2%	15.4%
% of FP17s for the same patient ID Re-attending between 3 & 9 months - Children	463	691	67.0%	50.1%	49.8%	59.8%
% of FP17s for the same patient ID Re-attending between 3 & 9 months - Adults	19	30	63.3%	39.4%	39.5%	52.1%
% of FP17s for Band 1 Urgent Courses	32	611	5.2%	10.5%	11.2%	9.2%
% of FP17s Relating to Free Repair or Replacements	0	611	0.0%	0.6%	0.5%	0.7%
% of FP17s Relating to Continuations	0	611	0.0%	0.8%	0.7%	0.8%
% of Patients satisfied with the dentistry they have received	0	0	N/A	91.0%	90.6%	93.4%
% of Patients satisfied with the time they had to wait for an appointment	0	0	N/A	87.1%	83.8%	87.6%

* This is based on patients treated on this contract for their most recent course of treatment. Figures in italics indicate the base number of FP17s or Patient Questionnaire responses are less than 100. N/A is shown where the base number of responses is less than 10 during the period. % is calculated as Quantity/Base number*100

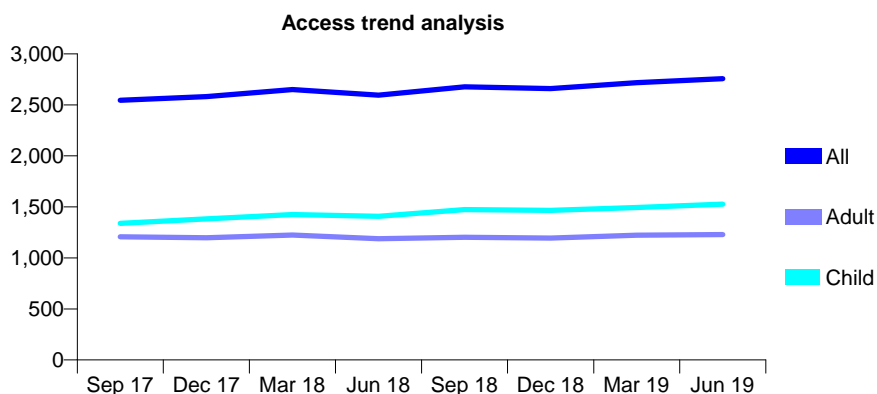
Q63 - Vital Signs At a Glance Contract Report for 909548/0001 - June 2019

Name or company name	MR HS KALSI
Contract type name	GDS Contract
Purpose of contract	General and Orthodontic
Contract start date	01/04/2006
Contract end date	

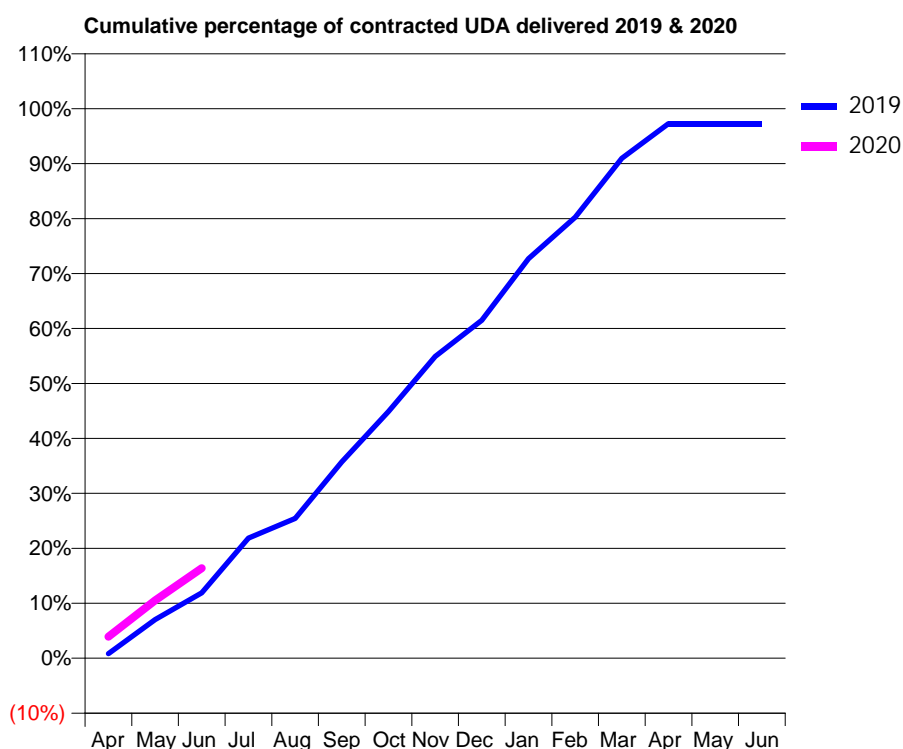
19/20 Contracted general activity (UDA)	7,537
Carry forward general activity (UDA)	0
19/20 Contracted orthodontic activity (UOA)	134
Carry forward orthodontic activity (UOA)	0
Baseline contract value	£215,697.05

ACCESS*

Patients seen in 24 months	Total	Change since previous quarter
Quarter ending June 2018	2,596	
Quarter ending September 2018	2,676	↑
Quarter ending December 2018	2,660	→
Quarter ending March 2019	2,718	↑
Quarter ending June 2019	2,756	→
Variance since June 2018	6.2%	↑



ACTIVITY



Month	2019	2020
April	63	295
May	531	792
June	898	1,236
July	1,648	
August	1,918	
September	2,693	
October	3,382	
November	4,137	
December	4,636	
January	5,481	
February	6,047	
March	6,856	
April	7,331	
May	7,331	
June	7,331	

QUALITY

	Quantity	Base Number	Contract	AT	Region	England
% of FP17s for the same patient ID Re-attending within 3 months - Children	51	580	8.8%	10.2%	11.9%	11.4%
% of FP17s for the same patient ID Re-attending within 3 months - Adults	47	358	13.1%	15.5%	17.2%	15.4%
% of FP17s for the same patient ID Re-attending between 3 & 9 months - Children	354	580	61.0%	50.1%	49.8%	59.8%
% of FP17s for the same patient ID Re-attending between 3 & 9 months - Adults	162	358	45.3%	39.4%	39.5%	52.1%
% of FP17s for Band 1 Urgent Courses	61	704	8.7%	10.5%	11.2%	9.2%
% of FP17s Relating to Free Repair or Replacements	1	704	0.1%	0.6%	0.5%	0.7%
% of FP17s Relating to Continuations	4	704	0.6%	0.8%	0.7%	0.8%
% of Patients satisfied with the dentistry they have received	0	0	N/A	91.0%	90.6%	93.4%
% of Patients satisfied with the time they had to wait for an appointment	0	0	N/A	87.1%	83.8%	87.6%

* This is based on patients treated on this contract for their most recent course of treatment. Figures in italics indicate the base number of FP17s or Patient Questionnaire responses are less than 100. N/A is shown where the base number of responses is less than 10 during the period. % is calculated as Quantity/Base number*100

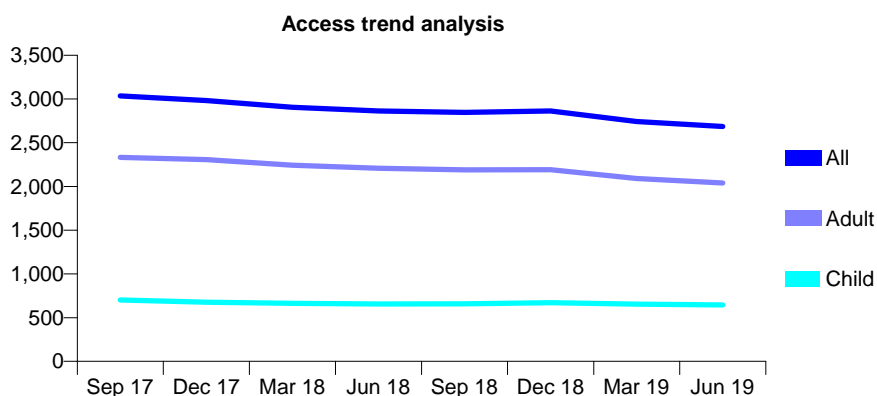
Q63 - Vital Signs At a Glance Contract Report for 910139/0001 - June 2019

Name or company name	Richard Milner, Nadeem Jawaid
Contract type name	GDS Contract
Purpose of contract	General
Contract start date	01/04/2006
Contract end date	

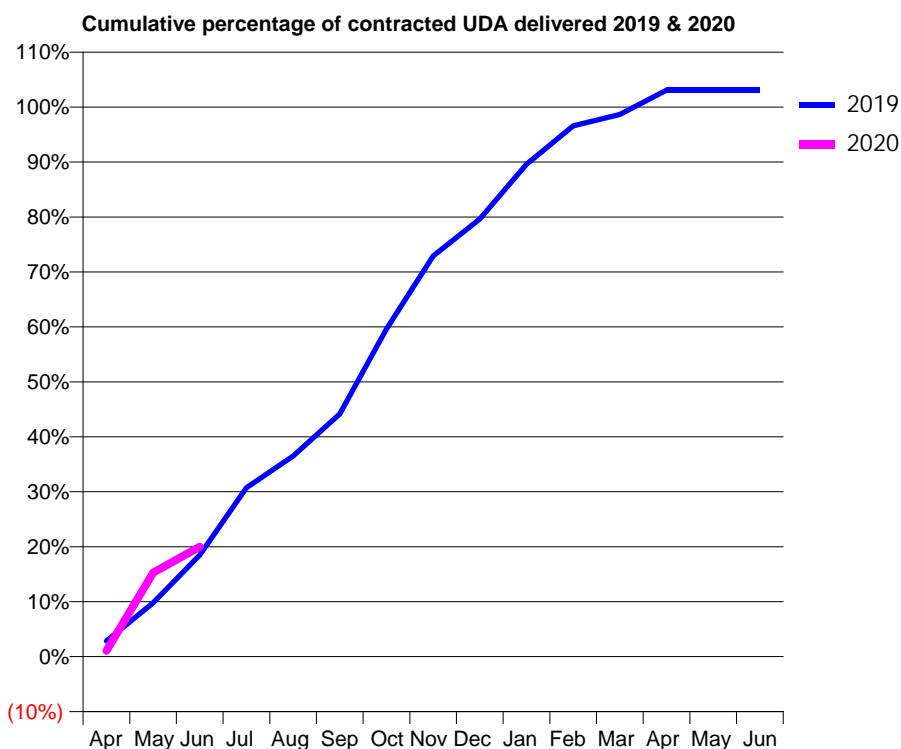
19/20 Contracted general activity (UDA)	7,000
Carry forward general activity (UDA)	0
19/20 Contracted orthodontic activity (UOA)	0
Carry forward orthodontic activity (UOA)	0
Baseline contract value	£173,893.05

ACCESS*

Patients seen in 24 months	Total	Change since previous quarter
Quarter ending June 2018	2,864	
Quarter ending September 2018	2,847	→
Quarter ending December 2018	2,863	→
Quarter ending March 2019	2,743	↓
Quarter ending June 2019	2,686	↓
Variance since June 2018	(6.2%)	↓



ACTIVITY



Month	Adjusted Scheduled Activity (UDA)	
	2019	2020
April	200	75
May	687	1,069
June	1,294	1,401
July	2,152	
August	2,556	
September	3,091	
October	4,174	
November	5,104	
December	5,575	
January	6,273	
February	6,760	
March	6,905	
April	7,215	
May	7,215	
June	7,215	

QUALITY

	Quantity	Base Number	Contract	AT	Region	England
% of FP17s for the same patient ID Re-attending within 3 months - Children	11	232	4.7%	10.2%	11.9%	11.4%
% of FP17s for the same patient ID Re-attending within 3 months - Adults	42	528	8.0%	15.5%	17.2%	15.4%
% of FP17s for the same patient ID Re-attending between 3 & 9 months - Children	154	232	66.4%	50.1%	49.8%	59.8%
% of FP17s for the same patient ID Re-attending between 3 & 9 months - Adults	305	528	57.8%	39.4%	39.5%	52.1%
% of FP17s for Band 1 Urgent Courses	50	650	7.7%	10.5%	11.2%	9.2%
% of FP17s Relating to Free Repair or Replacements	2	650	0.3%	0.6%	0.5%	0.7%
% of FP17s Relating to Continuations	4	650	0.6%	0.8%	0.7%	0.8%
% of Patients satisfied with the dentistry they have received	0	0	N/A	91.0%	90.6%	93.4%
% of Patients satisfied with the time they had to wait for an appointment	0	0	N/A	87.1%	83.8%	87.6%

* This is based on patients treated on this contract for their most recent course of treatment. Figures in italics indicate the base number of FP17s or Patient Questionnaire responses are less than 100. N/A is shown where the base number of responses is less than 10 during the period. % is calculated as Quantity/Base number*100

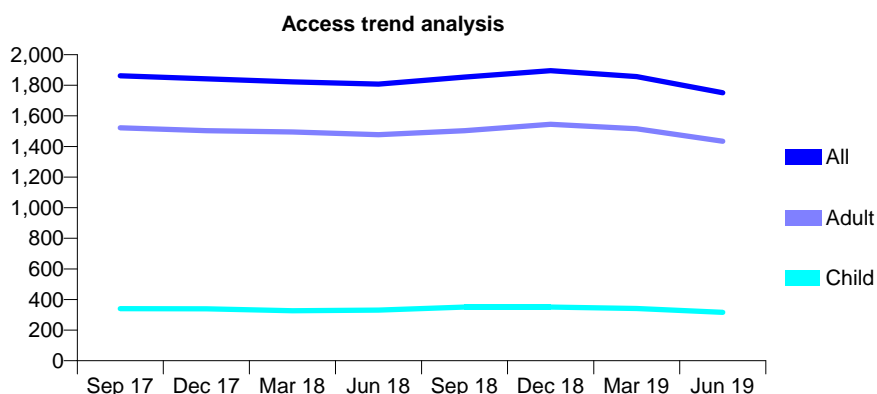
Q63 - Vital Signs At a Glance Contract Report for 913944/0001 - June 2019

Name or company name	MR MT WONG
Contract type name	GDS Contract
Purpose of contract	General
Contract start date	01/04/2006
Contract end date	31/03/2020

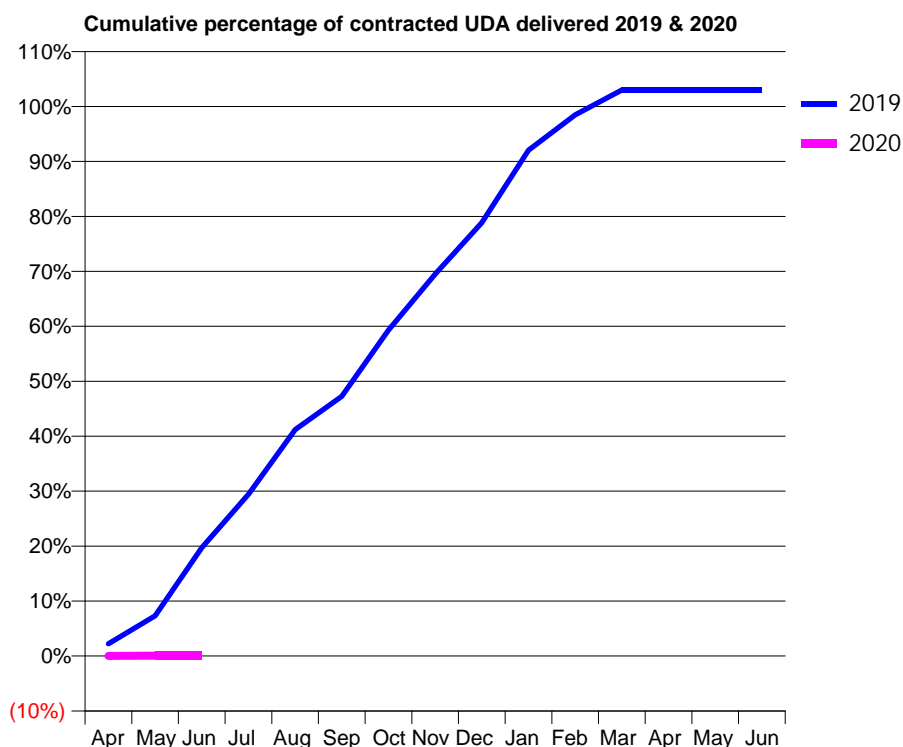
19/20 Contracted general activity (UDA)	3,686
Carry forward general activity (UDA)	0
19/20 Contracted orthodontic activity (UOA)	0
Carry forward orthodontic activity (UOA)	0
Baseline contract value	£106,811.17

ACCESS*

Patients seen in 24 months	Total	Change since previous quarter
Quarter ending June 2018	1,808	
Quarter ending September 2018	1,854	↑
Quarter ending December 2018	1,896	↑
Quarter ending March 2019	1,857	↓
Quarter ending June 2019	1,751	↓
Variance since June 2018	(3.2%)	↓



ACTIVITY



Month	Adjusted Scheduled Activity (UDA)	
	2019	2020
April	86	0
May	280	3
June	754	3
July	1,125	
August	1,575	
September	1,807	
October	2,269	
November	2,658	
December	3,017	
January	3,521	
February	3,767	
March	3,938	
April	3,939	
May	3,939	
June	3,939	

QUALITY

	Quantity	Base Number	Contract	AT	Region	England
% of FP17s for the same patient ID Re-attending within 3 months - Children	0	3	0.0%	10.2%	11.9%	11.4%
% of FP17s for the same patient ID Re-attending within 3 months - Adults	1	9	11.1%	15.5%	17.2%	15.4%
% of FP17s for the same patient ID Re-attending between 3 & 9 months - Children	1	3	33.3%	50.1%	49.8%	59.8%
% of FP17s for the same patient ID Re-attending between 3 & 9 months - Adults	1	9	11.1%	39.4%	39.5%	52.1%
% of FP17s for Band 1 Urgent Courses	0	1	0.0%	10.5%	11.2%	9.2%
% of FP17s Relating to Free Repair or Replacements	0	1	0.0%	0.6%	0.5%	0.7%
% of FP17s Relating to Continuations	0	1	0.0%	0.8%	0.7%	0.8%
% of Patients satisfied with the dentistry they have received	2	3	N/A	91.0%	90.6%	93.4%
% of Patients satisfied with the time they had to wait for an appointment	2	3	N/A	87.1%	83.8%	87.6%

* This is based on patients treated on this contract for their most recent course of treatment. Figures in italics indicate the base number of FP17s or Patient Questionnaire responses are less than 100. N/A is shown where the base number of responses is less than 10 during the period. % is calculated as Quantity/Base number*100

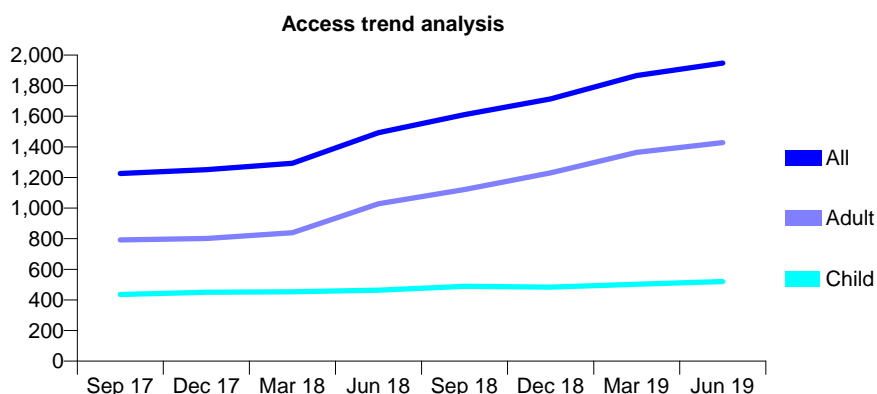
Q63 - Vital Signs At a Glance Contract Report for 914967/0001 - June 2019

Name or company name	Blue Dental
Contract type name	GDS Contract
Purpose of contract	General
Contract start date	01/04/2006
Contract end date	

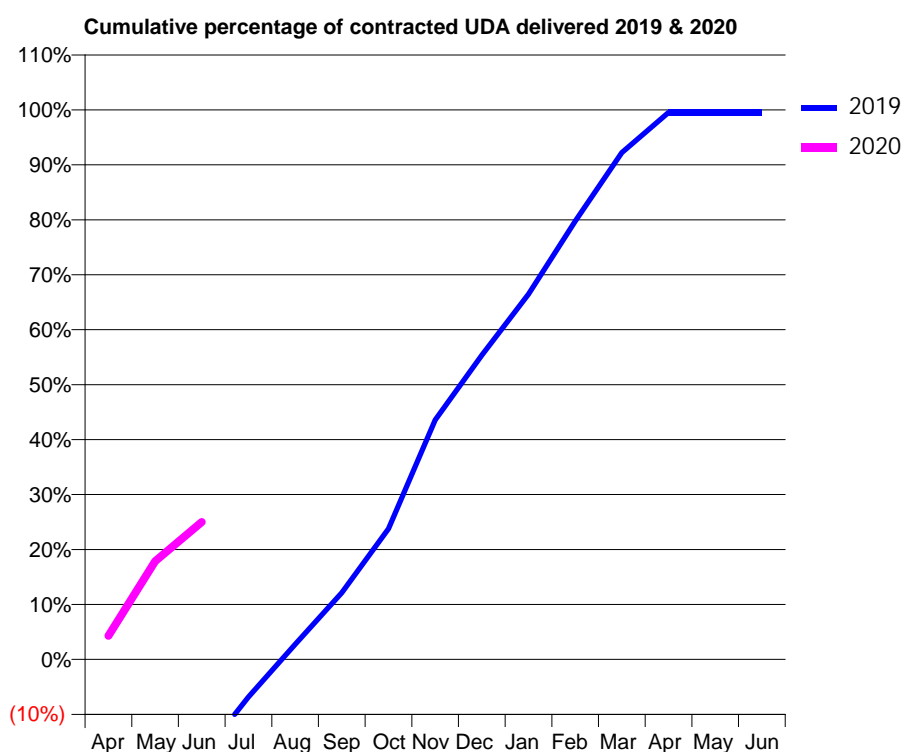
19/20 Contracted general activity (UDA)	6,166
Carry forward general activity (UDA)	0
19/20 Contracted orthodontic activity (UOA)	0
Carry forward orthodontic activity (UOA)	0
Baseline contract value	£183,772.19

ACCESS*

Patients seen in 24 months	Total	Change since previous quarter
Quarter ending June 2018	1,493	
Quarter ending September 2018	1,611	↑
Quarter ending December 2018	1,714	↑
Quarter ending March 2019	1,866	↑
Quarter ending June 2019	1,948	↑
Variance since June 2018	30.5%	↑



ACTIVITY



Month	2019	2020
April	-2,258	265
May	-1,673	1,101
June	-1,089	1,543
July	-423	
August	169	
September	748	
October	1,465	
November	2,687	
December	3,412	
January	4,099	
February	4,918	
March	5,686	
April	6,137	
May	6,137	
June	6,137	

QUALITY

	Quantity	Base Number	Contract	AT	Region	England
% of FP17s for the same patient ID Re-attending within 3 months - Children	44	265	16.6%	10.2%	11.9%	11.4%
% of FP17s for the same patient ID Re-attending within 3 months - Adults	91	473	19.2%	15.5%	17.2%	15.4%
% of FP17s for the same patient ID Re-attending between 3 & 9 months - Children	154	265	58.1%	50.1%	49.8%	59.8%
% of FP17s for the same patient ID Re-attending between 3 & 9 months - Adults	212	473	44.8%	39.4%	39.5%	52.1%
% of FP17s for Band 1 Urgent Courses	58	567	10.2%	10.5%	11.2%	9.2%
% of FP17s Relating to Free Repair or Replacements	4	567	0.7%	0.6%	0.5%	0.7%
% of FP17s Relating to Continuations	2	567	0.4%	0.8%	0.7%	0.8%
% of Patients satisfied with the dentistry they have received	0	0	N/A	91.0%	90.6%	93.4%
% of Patients satisfied with the time they had to wait for an appointment	0	0	N/A	87.1%	83.8%	87.6%

* This is based on patients treated on this contract for their most recent course of treatment. Figures in italics indicate the base number of FP17s or Patient Questionnaire responses are less than 100. N/A is shown where the base number of responses is less than 10 during the period. % is calculated as Quantity/Base number*100

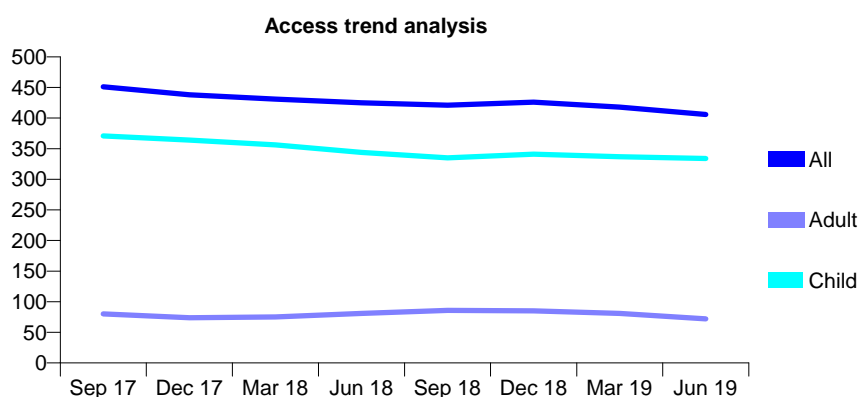
Q63 - Vital Signs At a Glance Contract Report for 917583/0001 - June 2019

Name or company name	MR A KERSCHBAUMER
Contract type name	GDS Contract
Purpose of contract	General
Contract start date	01/04/2006
Contract end date	

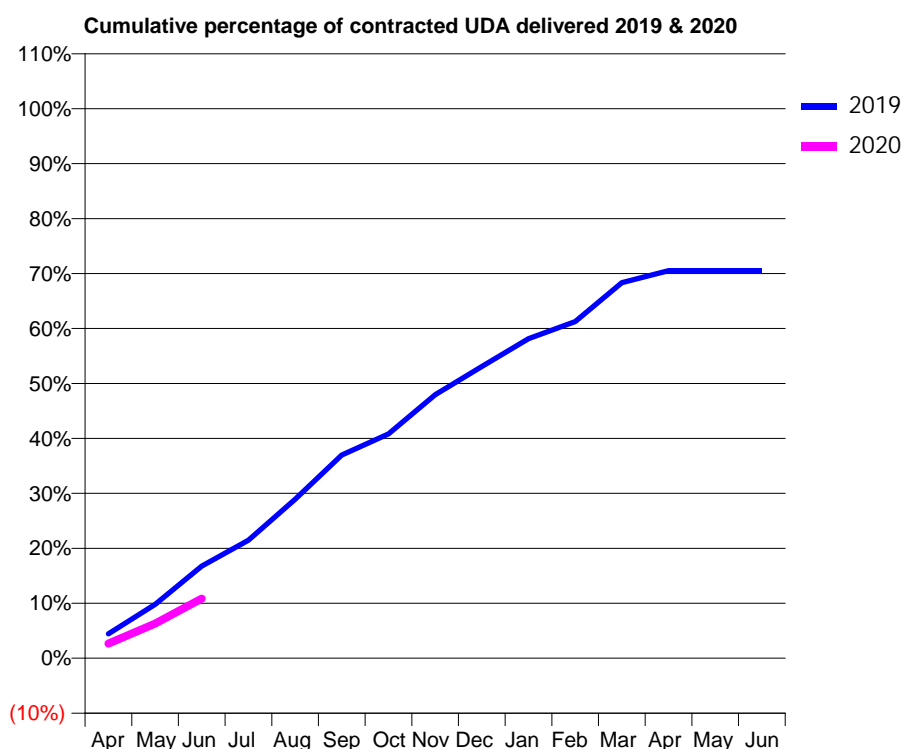
19/20 Contracted general activity (UDA)	1,279
Carry forward general activity (UDA)	0
19/20 Contracted orthodontic activity (UOA)	0
Carry forward orthodontic activity (UOA)	0
Baseline contract value	£28,058.86

ACCESS*

Patients seen in 24 months	Total	Change since previous quarter
Quarter ending June 2018	425	
Quarter ending September 2018	421	→
Quarter ending December 2018	426	→
Quarter ending March 2019	418	↓
Quarter ending June 2019	406	↓
Variance since June 2018	(4.5%)	↓



ACTIVITY



Month	2019	2020
April	57	34
May	125	81
June	214	139
July	275	
August	370	
September	473	
October	522	
November	613	
December	679	
January	744	
February	784	
March	874	
April	902	
May	902	
June	902	

QUALITY

	Quantity	Base Number	Contract	AT	Region	England
% of FP17s for the same patient ID Re-attending within 3 months - Children	5	110	4.5%	10.2%	11.9%	11.4%
% of FP17s for the same patient ID Re-attending within 3 months - Adults	0	4	0.0%	15.5%	17.2%	15.4%
% of FP17s for the same patient ID Re-attending between 3 & 9 months - Children	52	110	47.3%	50.1%	49.8%	59.8%
% of FP17s for the same patient ID Re-attending between 3 & 9 months - Adults	4	4	100.0%	39.4%	39.5%	52.1%
% of FP17s for Band 1 Urgent Courses	0	99	0.0%	10.5%	11.2%	9.2%
% of FP17s Relating to Free Repair or Replacements	0	99	0.0%	0.6%	0.5%	0.7%
% of FP17s Relating to Continuations	0	99	0.0%	0.8%	0.7%	0.8%
% of Patients satisfied with the dentistry they have received	0	0	N/A	91.0%	90.6%	93.4%
% of Patients satisfied with the time they had to wait for an appointment	0	0	N/A	87.1%	83.8%	87.6%

* This is based on patients treated on this contract for their most recent course of treatment.

Figures in italics indicate the base number of FP17s or Patient Questionnaire responses are less than 100. N/A is shown where the base number of responses is less than 10 during the period. % is calculated as Quantity/Base number*100

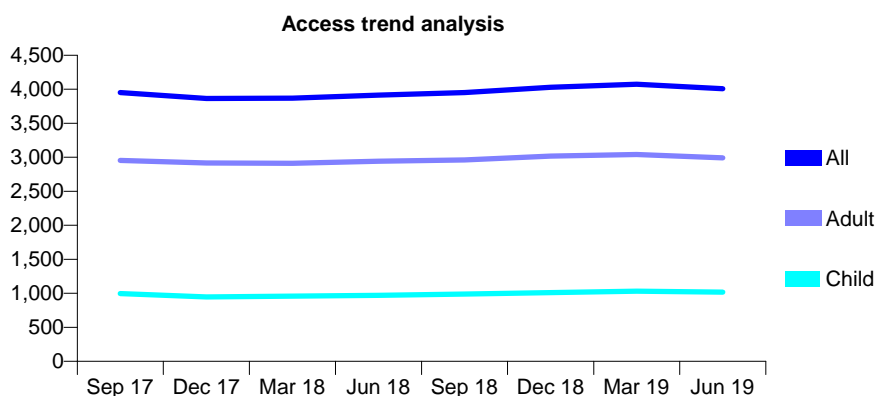
Q63 - Vital Signs At a Glance Contract Report for 917737/0001 - June 2019

Name or company name	MR JC HEALY
Contract type name	GDS Contract
Purpose of contract	General
Contract start date	01/04/2006
Contract end date	

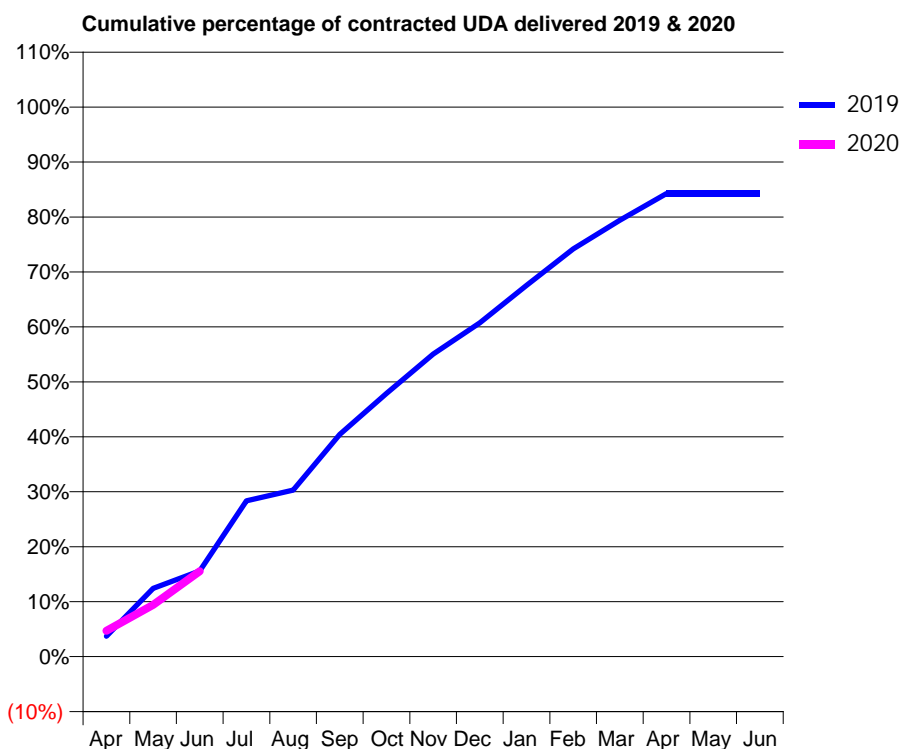
19/20 Contracted general activity (UDA)	11,000
Carry forward general activity (UDA)	0
19/20 Contracted orthodontic activity (UOA)	0
Carry forward orthodontic activity (UOA)	0
Baseline contract value	£263,829.71

ACCESS*

Patients seen in 24 months	Total	Change since previous quarter
Quarter ending June 2018	3,914	
Quarter ending September 2018	3,951	→
Quarter ending December 2018	4,030	→
Quarter ending March 2019	4,073	→
Quarter ending June 2019	4,008	↓
Variance since June 2018	2.4%	↑



ACTIVITY



Month	Adjusted Scheduled Activity (UDA)	
	2019	2020
April	411	515
May	1,367	1,037
June	1,716	1,709
July	3,118	
August	3,334	
September	4,448	
October	5,268	
November	6,054	
December	6,681	
January	7,430	
February	8,162	
March	8,735	
April	9,270	
May	9,270	
June	9,270	

QUALITY

	Quantity	Base Number	Contract	AT	Region	England
% of FP17s for the same patient ID Re-attending within 3 months - Children	16	311	5.1%	10.2%	11.9%	11.4%
% of FP17s for the same patient ID Re-attending within 3 months - Adults	112	912	12.3%	15.5%	17.2%	15.4%
% of FP17s for the same patient ID Re-attending between 3 & 9 months - Children	125	311	40.2%	50.1%	49.8%	59.8%
% of FP17s for the same patient ID Re-attending between 3 & 9 months - Adults	410	912	45.0%	39.4%	39.5%	52.1%
% of FP17s for Band 1 Urgent Courses	15	951	1.6%	10.5%	11.2%	9.2%
% of FP17s Relating to Free Repair or Replacements	18	951	1.9%	0.6%	0.5%	0.7%
% of FP17s Relating to Continuations	39	951	4.1%	0.8%	0.7%	0.8%
% of Patients satisfied with the dentistry they have received	2	2	N/A	91.0%	90.6%	93.4%
% of Patients satisfied with the time they had to wait for an appointment	2	2	N/A	87.1%	83.8%	87.6%

* This is based on patients treated on this contract for their most recent course of treatment. Figures in italics indicate the base number of FP17s or Patient Questionnaire responses are less than 100. N/A is shown where the base number of responses is less than 10 during the period. % is calculated as Quantity/Base number*100

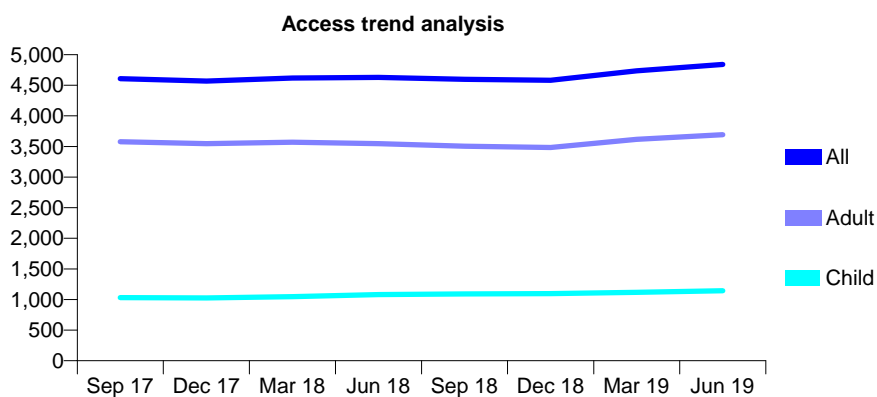
Q63 - Vital Signs At a Glance Contract Report for 919101/0003 - June 2019

Name or company name	MR S MIRFENDERESKI
Contract type name	GDS Contract
Purpose of contract	General
Contract start date	08/04/2009
Contract end date	

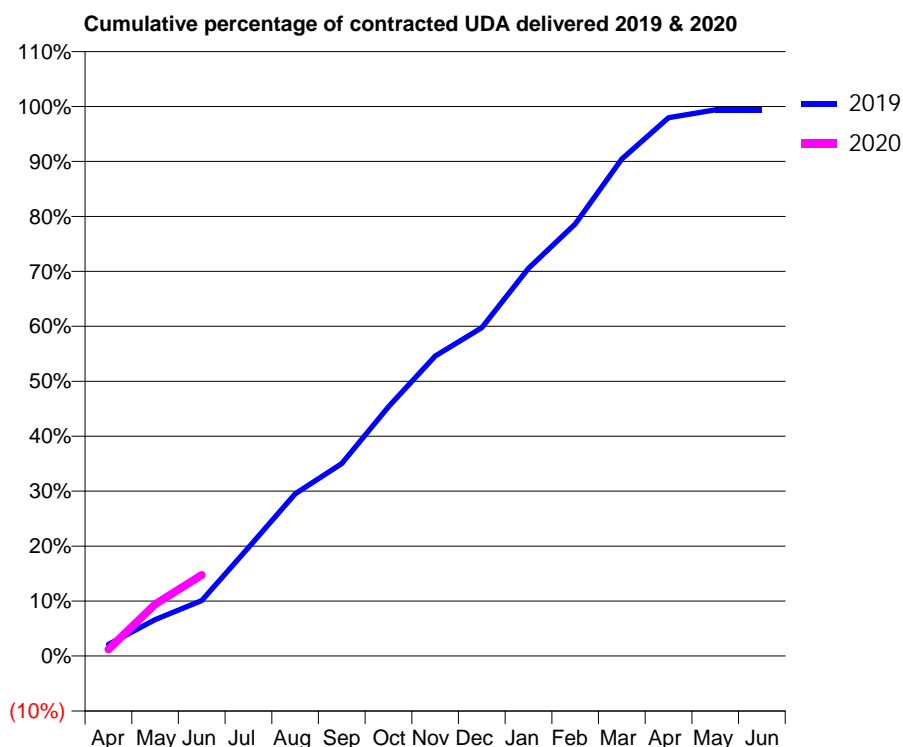
19/20 Contracted general activity (UDA)	13,200
Carry forward general activity (UDA)	0
19/20 Contracted orthodontic activity (UOA)	0
Carry forward orthodontic activity (UOA)	0
Baseline contract value	£336,447.68

ACCESS*

Patients seen in 24 months	Total	Change since previous quarter
Quarter ending June 2018	4,628	
Quarter ending September 2018	4,598	→
Quarter ending December 2018	4,581	→
Quarter ending March 2019	4,735	↑
Quarter ending June 2019	4,839	↑
Variance since June 2018	4.6%	↑



ACTIVITY



Month	Adjusted Scheduled Activity (UDA)	
	2019	2020
April	281	163
May	877	1,246
June	1,335	1,950
July	2,605	
August	3,897	
September	4,625	
October	5,987	
November	7,207	
December	7,885	
January	9,313	
February	10,376	
March	11,938	
April	12,930	
May	13,120	
June	13,119	

QUALITY

	Quantity	Base Number	Contract	AT	Region	England
% of FP17s for the same patient ID Re-attending within 3 months - Children	25	329	7.6%	10.2%	11.9%	11.4%
% of FP17s for the same patient ID Re-attending within 3 months - Adults	28	733	3.8%	15.5%	17.2%	15.4%
% of FP17s for the same patient ID Re-attending between 3 & 9 months - Children	135	329	41.0%	50.1%	49.8%	59.8%
% of FP17s for the same patient ID Re-attending between 3 & 9 months - Adults	195	733	26.6%	39.4%	39.5%	52.1%
% of FP17s for Band 1 Urgent Courses	33	817	4.0%	10.5%	11.2%	9.2%
% of FP17s Relating to Free Repair or Replacements	0	817	0.0%	0.6%	0.5%	0.7%
% of FP17s Relating to Continuations	0	817	0.0%	0.8%	0.7%	0.8%
% of Patients satisfied with the dentistry they have received	1	1	N/A	91.0%	90.6%	93.4%
% of Patients satisfied with the time they had to wait for an appointment	1	1	N/A	87.1%	83.8%	87.6%

* This is based on patients treated on this contract for their most recent course of treatment. Figures in italics indicate the base number of FP17s or Patient Questionnaire responses are less than 100. N/A is shown where the base number of responses is less than 10 during the period. % is calculated as Quantity/Base number*100

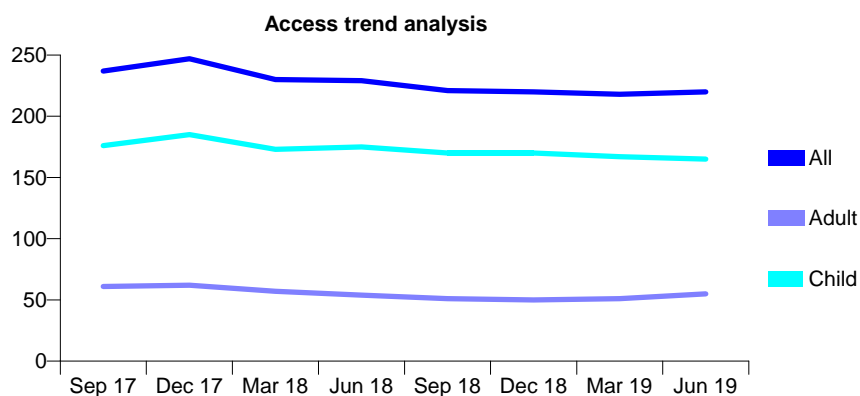
Q63 - Vital Signs At a Glance Contract Report for 920126/0001 - June 2019

Name or company name	MR MA SULIEMAN
Contract type name	GDS Contract
Purpose of contract	General
Contract start date	01/04/2006
Contract end date	

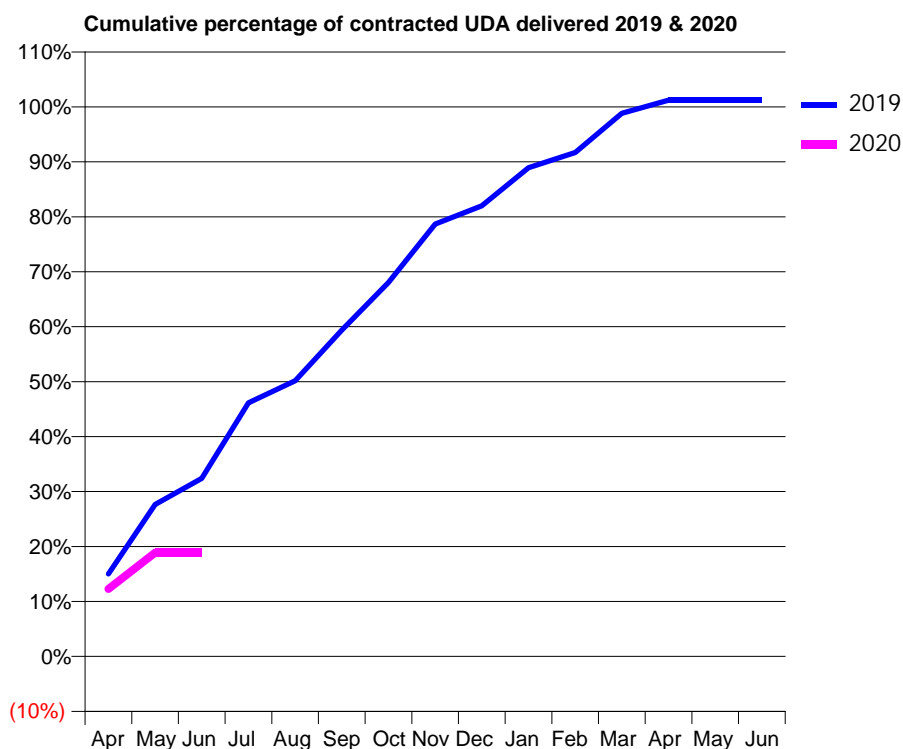
19/20 Contracted general activity (UDA)	546
Carry forward general activity (UDA)	0
19/20 Contracted orthodontic activity (UOA)	0
Carry forward orthodontic activity (UOA)	0
Baseline contract value	£12,762.11

ACCESS*

Patients seen in 24 months	Total	Change since previous quarter
Quarter ending June 2018	229	
Quarter ending September 2018	221	↓
Quarter ending December 2018	220	→
Quarter ending March 2019	218	→
Quarter ending June 2019	220	→
Variance since June 2018	(3.9%)	↓



ACTIVITY



Month	2019	2020
April	82	67
May	151	103
June	177	103
July	252	
August	274	
September	324	
October	371	
November	430	
December	448	
January	486	
February	501	
March	540	
April	553	
May	553	
June	553	

QUALITY

	Quantity	Base Number	Contract	AT	Region	England
% of FP17s for the same patient ID Re-attending within 3 months - Children	2	51	3.9%	10.2%	11.9%	11.4%
% of FP17s for the same patient ID Re-attending within 3 months - Adults	0	13	0.0%	15.5%	17.2%	15.4%
% of FP17s for the same patient ID Re-attending between 3 & 9 months - Children	40	51	78.4%	50.1%	49.8%	59.8%
% of FP17s for the same patient ID Re-attending between 3 & 9 months - Adults	8	13	61.5%	39.4%	39.5%	52.1%
% of FP17s for Band 1 Urgent Courses	1	55	1.8%	10.5%	11.2%	9.2%
% of FP17s Relating to Free Repair or Replacements	0	55	0.0%	0.6%	0.5%	0.7%
% of FP17s Relating to Continuations	0	55	0.0%	0.8%	0.7%	0.8%
% of Patients satisfied with the dentistry they have received	0	0	N/A	91.0%	90.6%	93.4%
% of Patients satisfied with the time they had to wait for an appointment	0	0	N/A	87.1%	83.8%	87.6%

* This is based on patients treated on this contract for their most recent course of treatment. Figures in italics indicate the base number of FP17s or Patient Questionnaire responses are less than 100. N/A is shown where the base number of responses is less than 10 during the period. % is calculated as Quantity/Base number*100

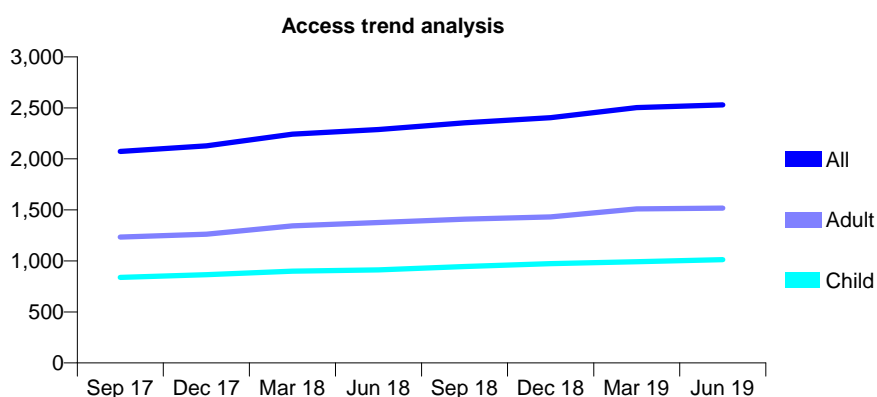
Q63 - Vital Signs At a Glance Contract Report for 921742/0001 - June 2019

Name or company name	MR AA OJETUNDE
Contract type name	GDS Contract
Purpose of contract	General
Contract start date	01/04/2006
Contract end date	

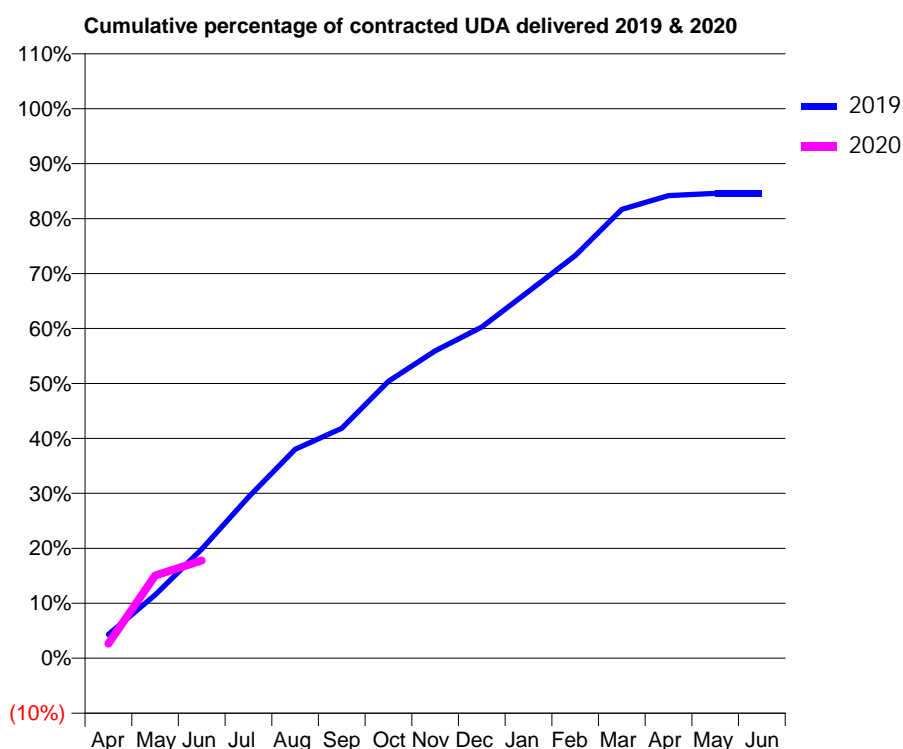
19/20 Contracted general activity (UDA)	11,195
Carry forward general activity (UDA)	0
19/20 Contracted orthodontic activity (UOA)	0
Carry forward orthodontic activity (UOA)	0
Baseline contract value	£306,115.07

ACCESS*

Patients seen in 24 months	Total	Change since previous quarter
Quarter ending June 2018	2,288	
Quarter ending September 2018	2,354	↑
Quarter ending December 2018	2,405	↑
Quarter ending March 2019	2,502	↑
Quarter ending June 2019	2,529	→
Variance since June 2018	10.5%	↑



ACTIVITY



Adjusted Scheduled Activity (UDA)		
Month	2019	2020
April	486	299
May	1,290	1,686
June	2,221	1,991
July	3,279	
August	4,256	
September	4,682	
October	5,640	
November	6,260	
December	6,747	
January	7,469	
February	8,199	
March	9,144	
April	9,422	
May	9,470	
June	9,470	

QUALITY

	Quantity	Base Number	Contract	AT	Region	England
% of FP17s for the same patient ID Re-attending within 3 months - Children	10	269	3.7%	10.2%	11.9%	11.4%
% of FP17s for the same patient ID Re-attending within 3 months - Adults	44	364	12.1%	15.5%	17.2%	15.4%
% of FP17s for the same patient ID Re-attending between 3 & 9 months - Children	129	269	48.0%	50.1%	49.8%	59.8%
% of FP17s for the same patient ID Re-attending between 3 & 9 months - Adults	104	364	28.6%	39.4%	39.5%	52.1%
% of FP17s for Band 1 Urgent Courses	50	549	9.1%	10.5%	11.2%	9.2%
% of FP17s Relating to Free Repair or Replacements	3	549	0.5%	0.6%	0.5%	0.7%
% of FP17s Relating to Continuations	5	549	0.9%	0.8%	0.7%	0.8%
% of Patients satisfied with the dentistry they have received	0	0	N/A	91.0%	90.6%	93.4%
% of Patients satisfied with the time they had to wait for an appointment	0	0	N/A	87.1%	83.8%	87.6%

* This is based on patients treated on this contract for their most recent course of treatment.

Figures in italics indicate the base number of FP17s or Patient Questionnaire responses are less than 100. N/A is shown where the base number of responses is less than 10 during the period. % is calculated as Quantity/Base number*100

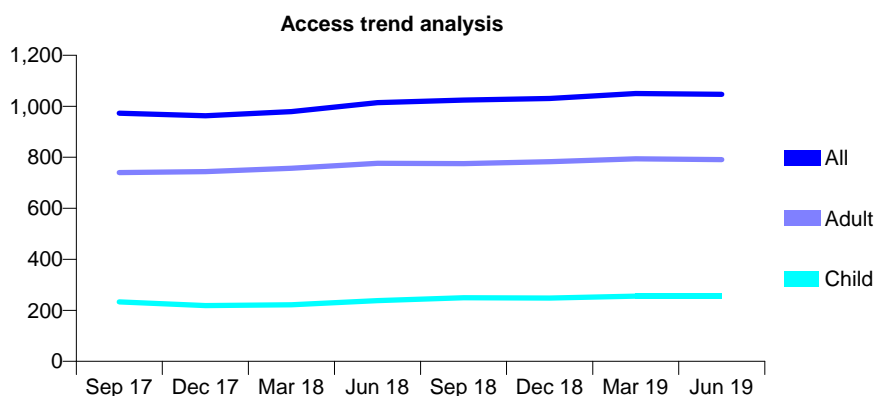
Q63 - Vital Signs At a Glance Contract Report for 921742/0003 - June 2019

Name or company name	MR AA OJETUNDE
Contract type name	GDS Contract
Purpose of contract	General
Contract start date	01/04/2006
Contract end date	

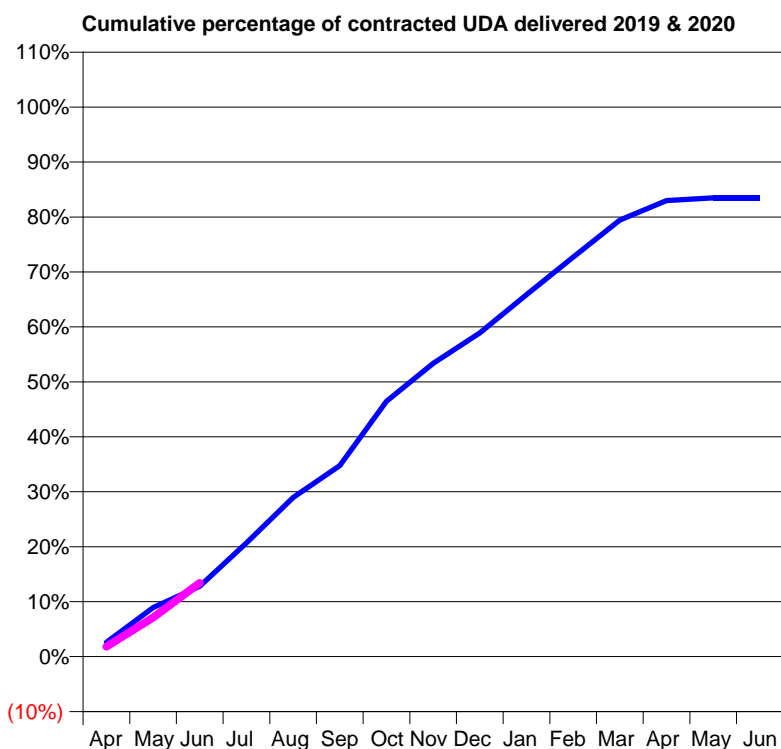
19/20 Contracted general activity (UDA)	4,795
Carry forward general activity (UDA)	0
19/20 Contracted orthodontic activity (UOA)	0
Carry forward orthodontic activity (UOA)	0
Baseline contract value	£141,195.35

ACCESS*

Patients seen in 24 months	Total	Change since previous quarter
Quarter ending June 2018	1,014	
Quarter ending September 2018	1,024	→
Quarter ending December 2018	1,031	→
Quarter ending March 2019	1,050	→
Quarter ending June 2019	1,047	→
Variance since June 2018	3.3%	↑



ACTIVITY



Month	Adjusted Scheduled Activity (UDA)	
	2019	2020
April	125	88
May	429	342
June	614	643
July	992	
August	1,388	
September	1,667	
October	2,227	
November	2,559	
December	2,824	
January	3,157	
February	3,486	
March	3,809	
April	3,979	
May	4,003	
June	4,003	

QUALITY

	Quantity	Base Number	Contract	AT	Region	England
% of FP17s for the same patient ID Re-attending within 3 months - Children	11	67	16.4%	10.2%	11.9%	11.4%
% of FP17s for the same patient ID Re-attending within 3 months - Adults	28	163	17.2%	15.5%	17.2%	15.4%
% of FP17s for the same patient ID Re-attending between 3 & 9 months - Children	31	67	46.3%	50.1%	49.8%	59.8%
% of FP17s for the same patient ID Re-attending between 3 & 9 months - Adults	57	163	35.0%	39.4%	39.5%	52.1%
% of FP17s for Band 1 Urgent Courses	20	182	11.0%	10.5%	11.2%	9.2%
% of FP17s Relating to Free Repair or Replacements	0	182	0.0%	0.6%	0.5%	0.7%
% of FP17s Relating to Continuations	3	182	1.6%	0.8%	0.7%	0.8%
% of Patients satisfied with the dentistry they have received	0	0	N/A	91.0%	90.6%	93.4%
% of Patients satisfied with the time they had to wait for an appointment	0	0	N/A	87.1%	83.8%	87.6%

* This is based on patients treated on this contract for their most recent course of treatment. Figures in italics indicate the base number of FP17s or Patient Questionnaire responses are less than 100. N/A is shown where the base number of responses is less than 10 during the period. % is calculated as Quantity/Base number*100

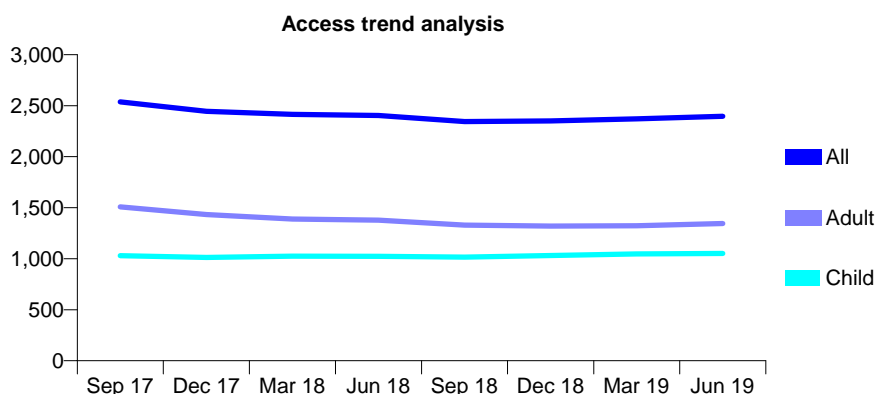
Q63 - Vital Signs At a Glance Contract Report for 929654/0001 - June 2019

Name or company name	MR MR CHOUDHURY
Contract type name	GDS Contract
Purpose of contract	General
Contract start date	01/04/2006
Contract end date	

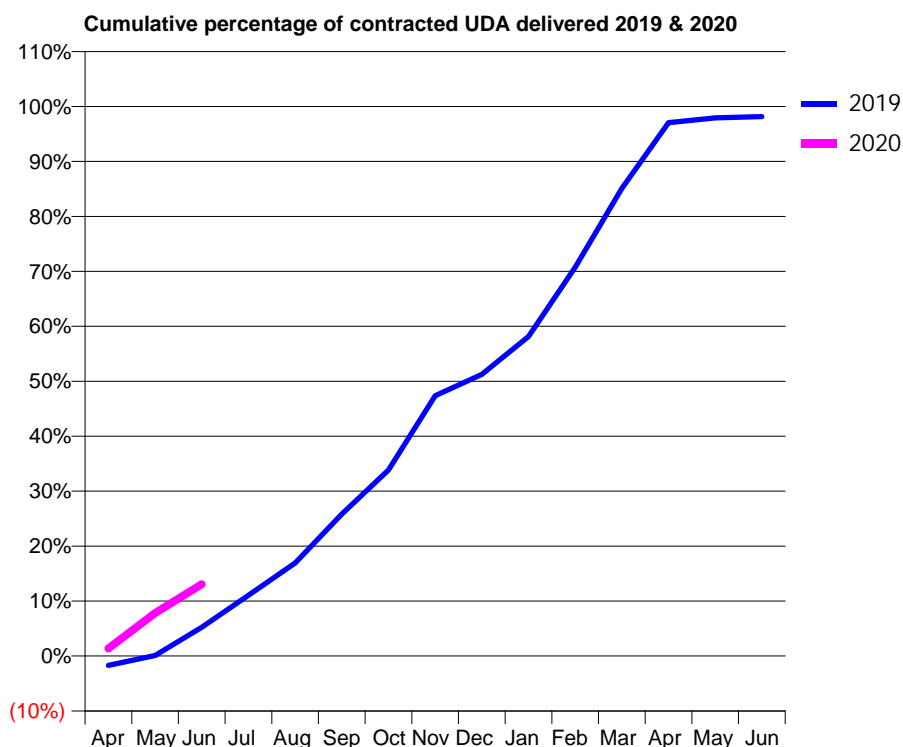
19/20 Contracted general activity (UDA)	6,740
Carry forward general activity (UDA)	0
19/20 Contracted orthodontic activity (UOA)	0
Carry forward orthodontic activity (UOA)	0
Baseline contract value	£203,029.65

ACCESS*

Patients seen in 24 months	Total	Change since previous quarter
Quarter ending June 2018	2,403	
Quarter ending September 2018	2,345	↓
Quarter ending December 2018	2,351	→
Quarter ending March 2019	2,371	→
Quarter ending June 2019	2,396	→
Variance since June 2018	(0.3%)	→



ACTIVITY



Month	Adjusted Scheduled Activity (UDA)	
	2019	2020
April	-116	94
May	8	528
June	353	881
July	746	
August	1,141	
September	1,739	
October	2,283	
November	3,193	
December	3,453	
January	3,919	
February	4,769	
March	5,735	
April	6,542	
May	6,601	
June	6,615	

QUALITY

	Quantity	Base Number	Contract	AT	Region	England
% of FP17s for the same patient ID Re-attending within 3 months - Children	25	312	8.0%	10.2%	11.9%	11.4%
% of FP17s for the same patient ID Re-attending within 3 months - Adults	66	382	17.3%	15.5%	17.2%	15.4%
% of FP17s for the same patient ID Re-attending between 3 & 9 months - Children	148	312	47.4%	50.1%	49.8%	59.8%
% of FP17s for the same patient ID Re-attending between 3 & 9 months - Adults	127	382	33.2%	39.4%	39.5%	52.1%
% of FP17s for Band 1 Urgent Courses	39	395	9.9%	10.5%	11.2%	9.2%
% of FP17s Relating to Free Repair or Replacements	6	395	1.5%	0.6%	0.5%	0.7%
% of FP17s Relating to Continuations	0	395	0.0%	0.8%	0.7%	0.8%
% of Patients satisfied with the dentistry they have received	9	9	N/A	91.0%	90.6%	93.4%
% of Patients satisfied with the time they had to wait for an appointment	9	9	N/A	87.1%	83.8%	87.6%

* This is based on patients treated on this contract for their most recent course of treatment. Figures in italics indicate the base number of FP17s or Patient Questionnaire responses are less than 100. N/A is shown where the base number of responses is less than 10 during the period. % is calculated as Quantity/Base number*100

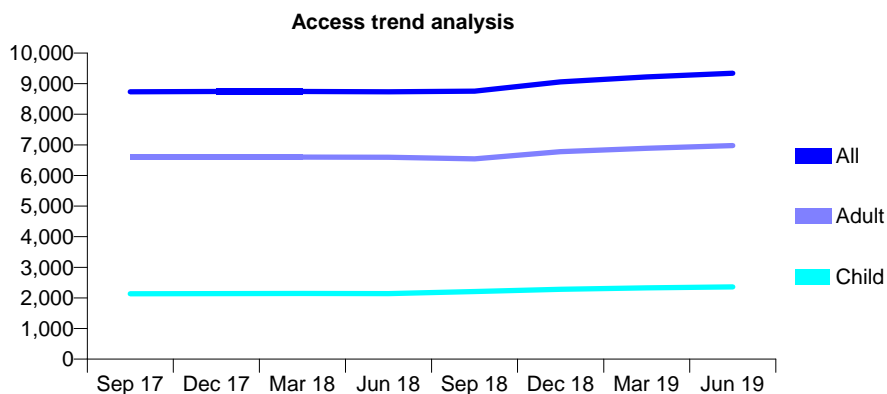
Q63 - Vital Signs At a Glance Contract Report for 931403/0001 - June 2019

Name or company name	MR AK PATEL
Contract type name	GDS Contract
Purpose of contract	General
Contract start date	01/04/2006
Contract end date	

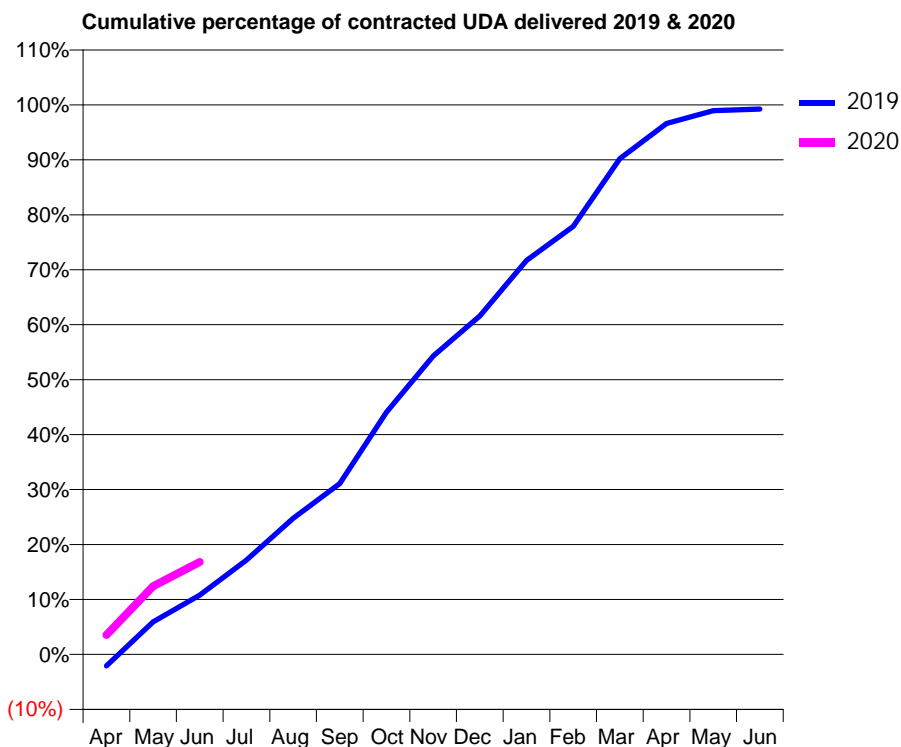
19/20 Contracted general activity (UDA)	21,449
Carry forward general activity (UDA)	0
19/20 Contracted orthodontic activity (UOA)	0
Carry forward orthodontic activity (UOA)	0
Baseline contract value	£709,819.60

ACCESS*

Patients seen in 24 months	Total	Change since previous quarter
Quarter ending June 2018	8,736	
Quarter ending September 2018	8,756	→
Quarter ending December 2018	9,058	↑
Quarter ending March 2019	9,221	→
Quarter ending June 2019	9,338	→
Variance since June 2018	6.9%	↑



ACTIVITY



Month	2019	2020
April	-452	760
May	1,274	2,670
June	2,315	3,608
July	3,681	
August	5,312	
September	6,669	
October	9,454	
November	11,645	
December	13,208	
January	15,380	
February	16,706	
March	19,352	
April	20,723	
May	21,224	
June	21,288	

QUALITY

	Quantity	Base Number	Contract	AT	Region	England
% of FP17s for the same patient ID Re-attending within 3 months - Children	56	703	8.0%	10.2%	11.9%	11.4%
% of FP17s for the same patient ID Re-attending within 3 months - Adults	264	1,732	15.2%	15.5%	17.2%	15.4%
% of FP17s for the same patient ID Re-attending between 3 & 9 months - Children	340	703	48.4%	50.1%	49.8%	59.8%
% of FP17s for the same patient ID Re-attending between 3 & 9 months - Adults	588	1,732	33.9%	39.4%	39.5%	52.1%
% of FP17s for Band 1 Urgent Courses	182	1,713	10.6%	10.5%	11.2%	9.2%
% of FP17s Relating to Free Repair or Replacements	18	1,713	1.1%	0.6%	0.5%	0.7%
% of FP17s Relating to Continuations	40	1,713	2.3%	0.8%	0.7%	0.8%
% of Patients satisfied with the dentistry they have received	0	0	N/A	91.0%	90.6%	93.4%
% of Patients satisfied with the time they had to wait for an appointment	0	0	N/A	87.1%	83.8%	87.6%

* This is based on patients treated on this contract for their most recent course of treatment. Figures in italics indicate the base number of FP17s or Patient Questionnaire responses are less than 100. N/A is shown where the base number of responses is less than 10 during the period. % is calculated as Quantity/Base number*100

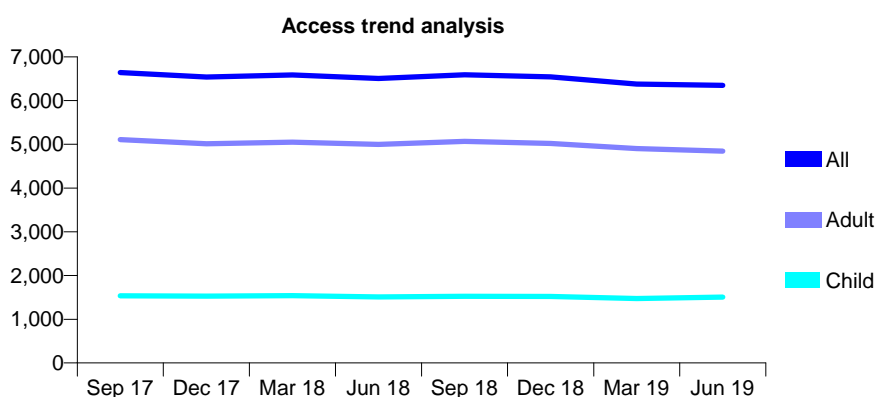
Q63 - Vital Signs At a Glance Contract Report for 932884/0001 - June 2019

Name or company name	MR HS BASSI
Contract type name	GDS Contract
Purpose of contract	General
Contract start date	01/04/2006
Contract end date	

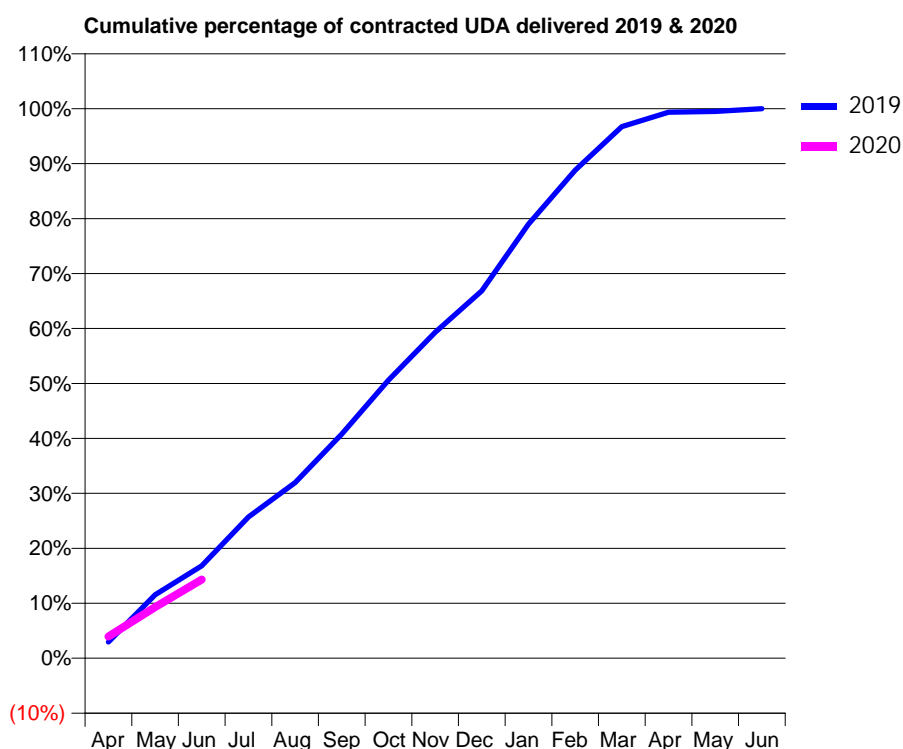
19/20 Contracted general activity (UDA)	16,913
Carry forward general activity (UDA)	0
19/20 Contracted orthodontic activity (UOA)	0
Carry forward orthodontic activity (UOA)	0
Baseline contract value	£452,588.93

ACCESS*

Patients seen in 24 months	Total	Change since previous quarter
Quarter ending June 2018	6,505	
Quarter ending September 2018	6,591	→
Quarter ending December 2018	6,542	→
Quarter ending March 2019	6,379	↓
Quarter ending June 2019	6,348	→
Variance since June 2018	(2.4%)	↓



ACTIVITY



Month	Adjusted Scheduled Activity (UDA)	
	2019	2020
April	500	666
May	1,952	1,574
June	2,848	2,425
July	4,350	
August	5,406	
September	6,899	
October	8,559	
November	10,033	
December	11,307	
January	13,363	
February	15,018	
March	16,356	
April	16,802	
May	16,831	
June	16,914	

QUALITY

	Quantity	Base Number	Contract	AT	Region	England
% of FP17s for the same patient ID Re-attending within 3 months - Children	13	450	2.9%	10.2%	11.9%	11.4%
% of FP17s for the same patient ID Re-attending within 3 months - Adults	105	1,269	8.3%	15.5%	17.2%	15.4%
% of FP17s for the same patient ID Re-attending between 3 & 9 months - Children	166	450	36.9%	50.1%	49.8%	59.8%
% of FP17s for the same patient ID Re-attending between 3 & 9 months - Adults	565	1,269	44.5%	39.4%	39.5%	52.1%
% of FP17s for Band 1 Urgent Courses	69	1,248	5.5%	10.5%	11.2%	9.2%
% of FP17s Relating to Free Repair or Replacements	6	1,248	0.5%	0.6%	0.5%	0.7%
% of FP17s Relating to Continuations	2	1,248	0.2%	0.8%	0.7%	0.8%
% of Patients satisfied with the dentistry they have received	1	2	N/A	91.0%	90.6%	93.4%
% of Patients satisfied with the time they had to wait for an appointment	2	2	N/A	87.1%	83.8%	87.6%

* This is based on patients treated on this contract for their most recent course of treatment.

Figures in italics indicate the base number of FP17s or Patient Questionnaire responses are less than 100. N/A is shown where the base number of responses is less than 10 during the period. % is calculated as Quantity/Base number*100

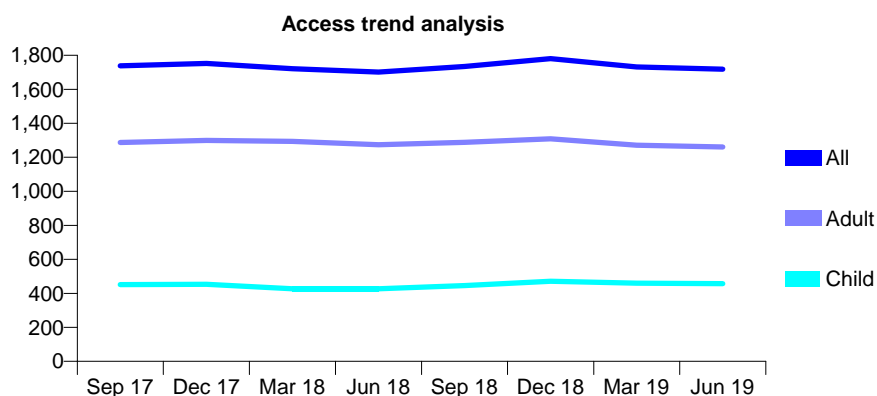
Q63 - Vital Signs At a Glance Contract Report for 933074/0001 - June 2019

Name or company name	MR M MAZAHERI
Contract type name	GDS Contract
Purpose of contract	General
Contract start date	01/04/2006
Contract end date	

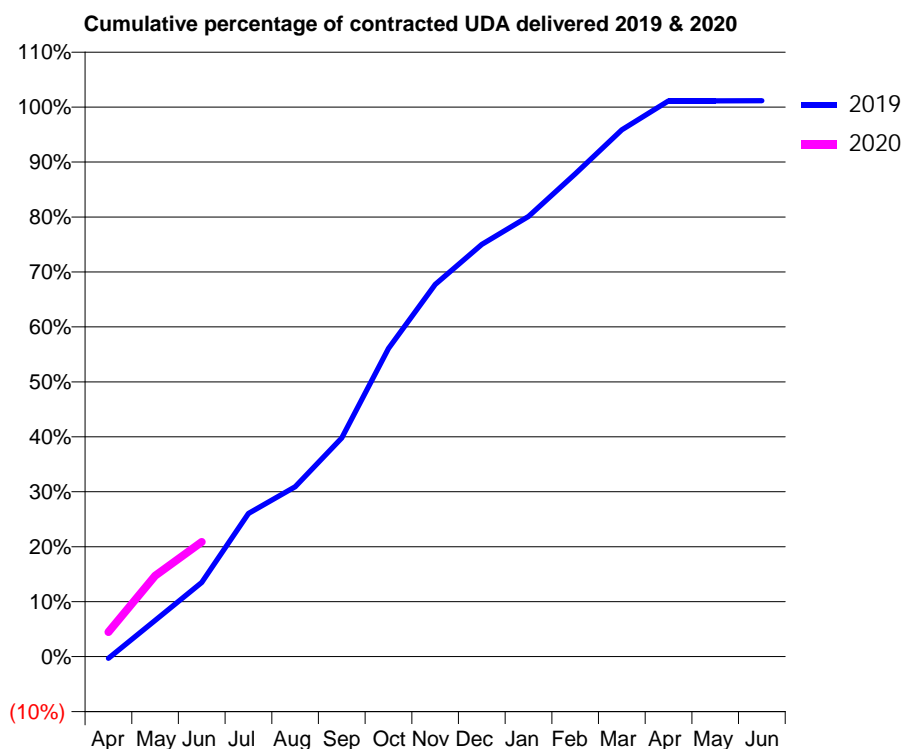
19/20 Contracted general activity (UDA)	10,543
Carry forward general activity (UDA)	0
19/20 Contracted orthodontic activity (UOA)	0
Carry forward orthodontic activity (UOA)	0
Baseline contract value	£344,999.72

ACCESS*

Patients seen in 24 months	Total	Change since previous quarter
Quarter ending June 2018	1,701	
Quarter ending September 2018	1,734	→
Quarter ending December 2018	1,780	↑
Quarter ending March 2019	1,731	↓
Quarter ending June 2019	1,718	→
Variance since June 2018	1.0%	→



ACTIVITY



Month	Adjusted Scheduled Activity (UDA)	
	2019	2020
April	-35	472
May	694	1,553
June	1,423	2,199
July	2,746	
August	3,261	
September	4,195	
October	5,911	
November	7,140	
December	7,907	
January	8,443	
February	9,263	
March	10,105	
April	10,663	
May	10,663	
June	10,664	

QUALITY

	Quantity	Base Number	Contract	AT	Region	England
% of FP17s for the same patient ID Re-attending within 3 months - Children	9	143	6.3%	10.2%	11.9%	11.4%
% of FP17s for the same patient ID Re-attending within 3 months - Adults	40	326	12.3%	15.5%	17.2%	15.4%
% of FP17s for the same patient ID Re-attending between 3 & 9 months - Children	75	143	52.4%	50.1%	49.8%	59.8%
% of FP17s for the same patient ID Re-attending between 3 & 9 months - Adults	139	326	42.6%	39.4%	39.5%	52.1%
% of FP17s for Band 1 Urgent Courses	22	373	5.9%	10.5%	11.2%	9.2%
% of FP17s Relating to Free Repair or Replacements	0	373	0.0%	0.6%	0.5%	0.7%
% of FP17s Relating to Continuations	4	373	1.1%	0.8%	0.7%	0.8%
% of Patients satisfied with the dentistry they have received	1	1	N/A	91.0%	90.6%	93.4%
% of Patients satisfied with the time they had to wait for an appointment	1	1	N/A	87.1%	83.8%	87.6%

* This is based on patients treated on this contract for their most recent course of treatment. Figures in italics indicate the base number of FP17s or Patient Questionnaire responses are less than 100. N/A is shown where the base number of responses is less than 10 during the period. % is calculated as Quantity/Base number*100

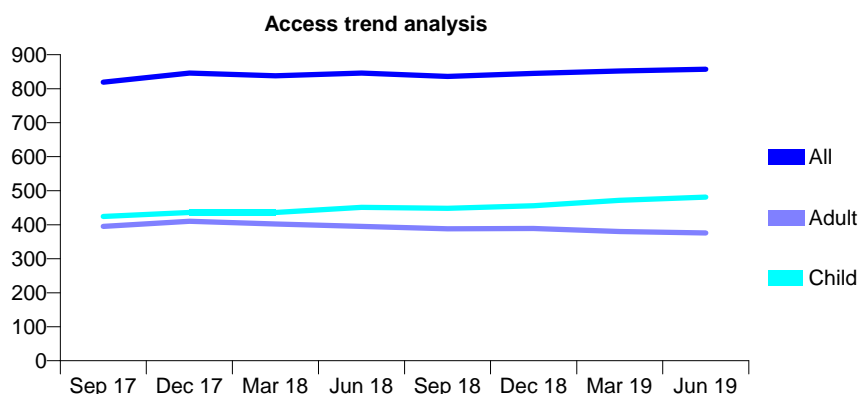
Q63 - Vital Signs At a Glance Contract Report for 933422/0001 - June 2019

Name or company name	MR A SOMASUNDARARAJAH
Contract type name	GDS Contract
Purpose of contract	General
Contract start date	01/04/2006
Contract end date	

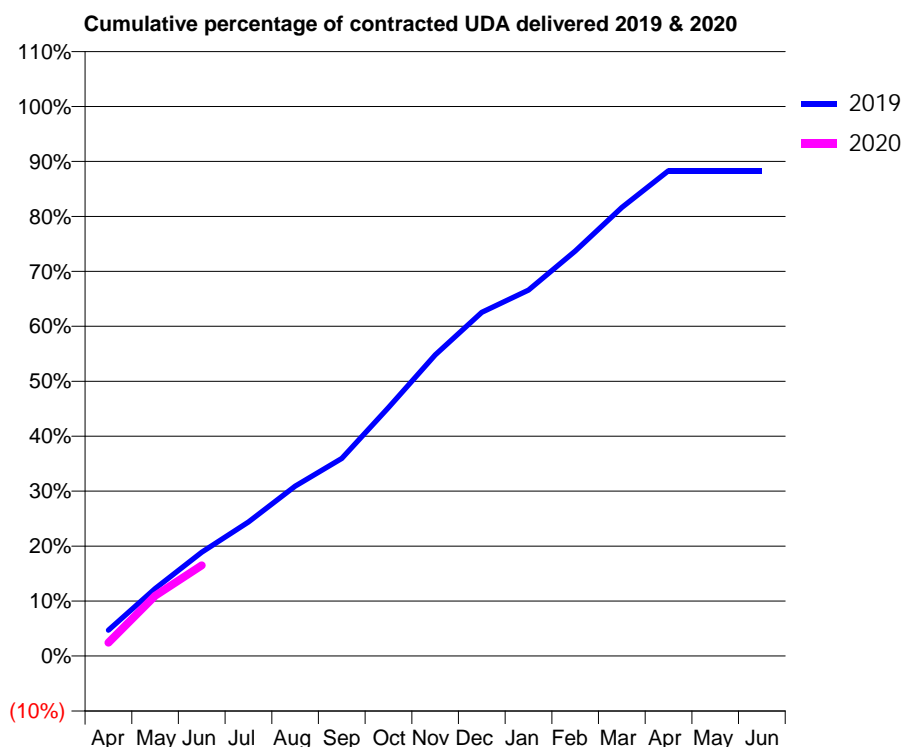
19/20 Contracted general activity (UDA)	3,377
Carry forward general activity (UDA)	0
19/20 Contracted orthodontic activity (UOA)	0
Carry forward orthodontic activity (UOA)	0
Baseline contract value	£100,401.10

ACCESS*

Patients seen in 24 months	Total	Change since previous quarter
Quarter ending June 2018	846	
Quarter ending September 2018	836	↓
Quarter ending December 2018	845	→
Quarter ending March 2019	852	→
Quarter ending June 2019	857	→
Variance since June 2018	1.3%	→



ACTIVITY



Month	Adjusted Scheduled Activity (UDA)	
	2019	2020
April	159	82
May	414	371
June	638	557
July	824	
August	1,044	
September	1,214	
October	1,527	
November	1,850	
December	2,113	
January	2,248	
February	2,489	
March	2,756	
April	2,982	
May	2,982	
June	2,982	

QUALITY

	Quantity	Base Number	Contract	AT	Region	England
% of FP17s for the same patient ID Re-attending within 3 months - Children	14	156	9.0%	10.2%	11.9%	11.4%
% of FP17s for the same patient ID Re-attending within 3 months - Adults	16	108	14.8%	15.5%	17.2%	15.4%
% of FP17s for the same patient ID Re-attending between 3 & 9 months - Children	86	156	55.1%	50.1%	49.8%	59.8%
% of FP17s for the same patient ID Re-attending between 3 & 9 months - Adults	52	108	48.1%	39.4%	39.5%	52.1%
% of FP17s for Band 1 Urgent Courses	3	220	1.4%	10.5%	11.2%	9.2%
% of FP17s Relating to Free Repair or Replacements	0	220	0.0%	0.6%	0.5%	0.7%
% of FP17s Relating to Continuations	5	220	2.3%	0.8%	0.7%	0.8%
% of Patients satisfied with the dentistry they have received	1	1	N/A	91.0%	90.6%	93.4%
% of Patients satisfied with the time they had to wait for an appointment	1	1	N/A	87.1%	83.8%	87.6%

* This is based on patients treated on this contract for their most recent course of treatment. Figures in italics indicate the base number of FP17s or Patient Questionnaire responses are less than 100. N/A is shown where the base number of responses is less than 10 during the period. % is calculated as Quantity/Base number*100

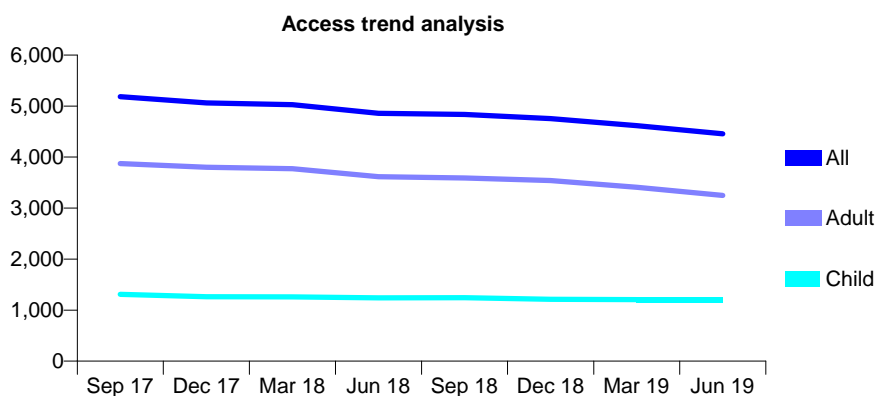
Q63 - Vital Signs At a Glance Contract Report for 936812/0001 - June 2019

Name or company name	MS M AZARI
Contract type name	GDS Contract
Purpose of contract	General
Contract start date	01/11/2014
Contract end date	

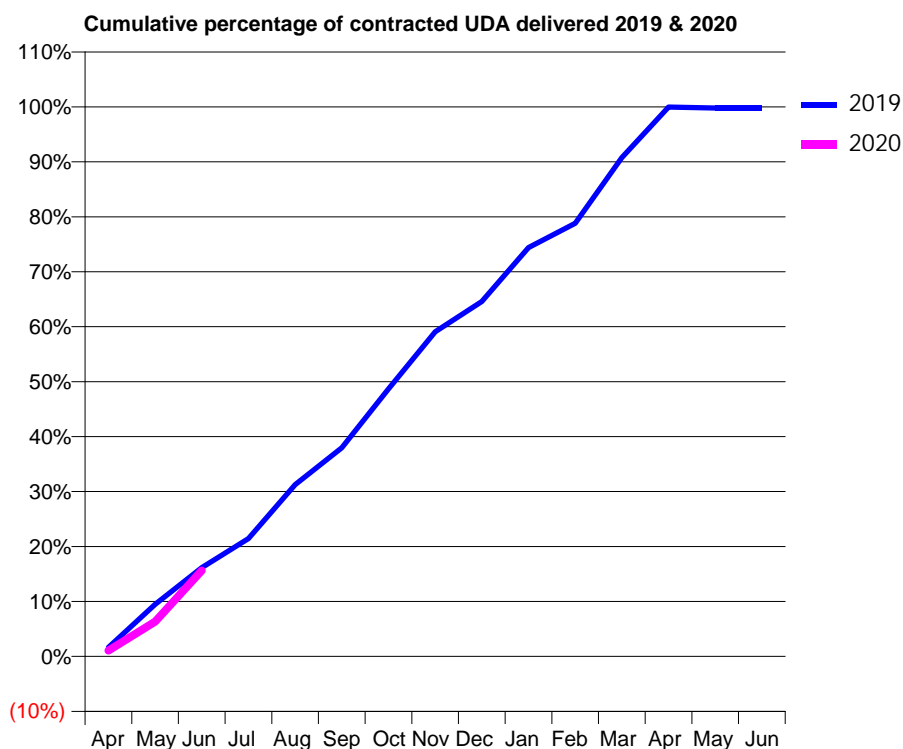
19/20 Contracted general activity (UDA)	17,648
Carry forward general activity (UDA)	0
19/20 Contracted orthodontic activity (UOA)	0
Carry forward orthodontic activity (UOA)	0
Baseline contract value	£676,473.87

ACCESS*

Patients seen in 24 months	Total	Change since previous quarter
Quarter ending June 2018	4,859	
Quarter ending September 2018	4,834	→
Quarter ending December 2018	4,755	↓
Quarter ending March 2019	4,616	↓
Quarter ending June 2019	4,455	↓
Variance since June 2018	(8.3%)	↓



ACTIVITY



Month	2019	2020
April	290	187
May	1,673	1,118
June	2,852	2,754
July	3,785	
August	5,517	
September	6,699	
October	8,593	
November	10,424	
December	11,397	
January	13,127	
February	13,914	
March	16,017	
April	17,642	
May	17,614	
June	17,607	

QUALITY

	Quantity	Base Number	Contract	AT	Region	England
% of FP17s for the same patient ID Re-attending within 3 months - Children	38	376	10.1%	10.2%	11.9%	11.4%
% of FP17s for the same patient ID Re-attending within 3 months - Adults	134	916	14.6%	15.5%	17.2%	15.4%
% of FP17s for the same patient ID Re-attending between 3 & 9 months - Children	161	376	42.8%	50.1%	49.8%	59.8%
% of FP17s for the same patient ID Re-attending between 3 & 9 months - Adults	367	916	40.1%	39.4%	39.5%	52.1%
% of FP17s for Band 1 Urgent Courses	141	928	15.2%	10.5%	11.2%	9.2%
% of FP17s Relating to Free Repair or Replacements	6	928	0.6%	0.6%	0.5%	0.7%
% of FP17s Relating to Continuations	0	928	0.0%	0.8%	0.7%	0.8%
% of Patients satisfied with the dentistry they have received	0	0	N/A	91.0%	90.6%	93.4%
% of Patients satisfied with the time they had to wait for an appointment	0	0	N/A	87.1%	83.8%	87.6%

* This is based on patients treated on this contract for their most recent course of treatment. Figures in italics indicate the base number of FP17s or Patient Questionnaire responses are less than 100. N/A is shown where the base number of responses is less than 10 during the period. % is calculated as Quantity/Base number*100

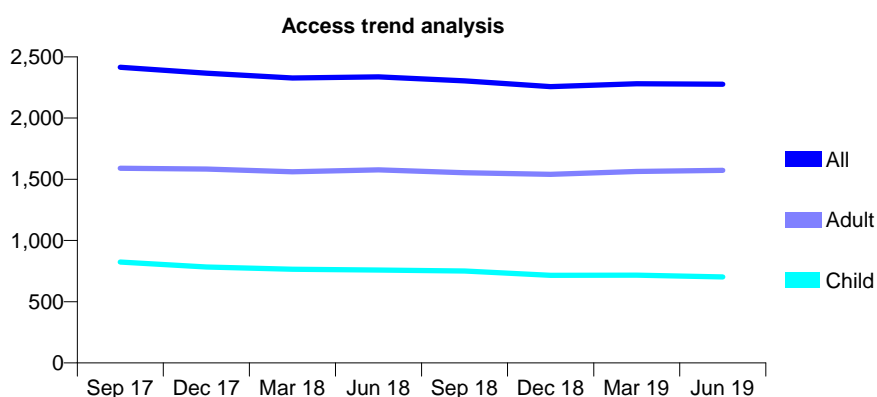
Q63 - Vital Signs At a Glance Contract Report for 941409/0002 - June 2019

Name or company name	MISS R ILATY
Contract type name	GDS Contract
Purpose of contract	General
Contract start date	30/06/2008
Contract end date	

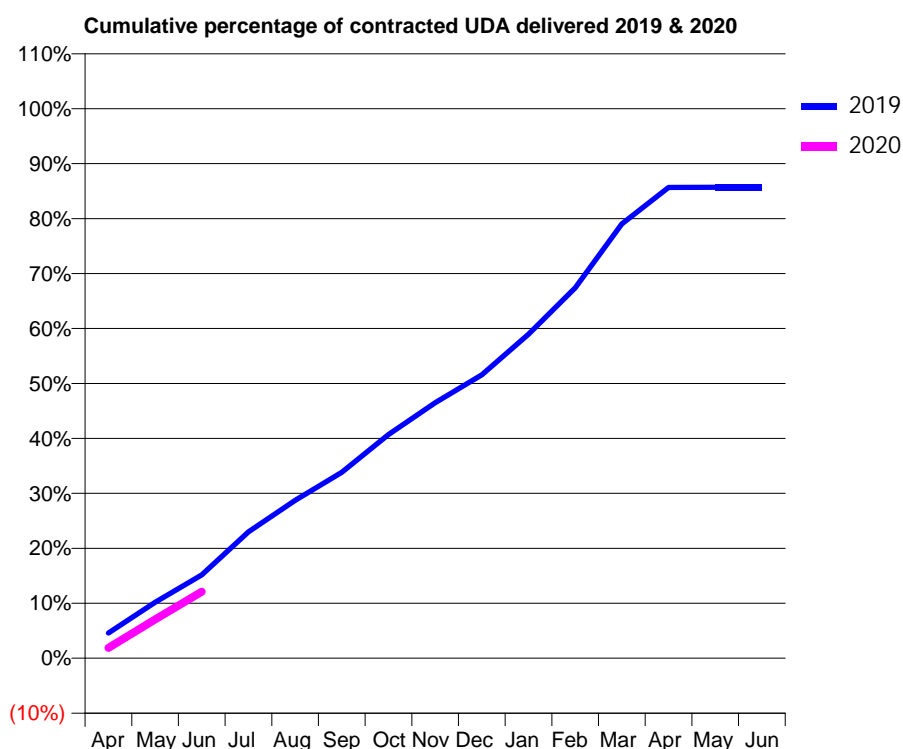
19/20 Contracted general activity (UDA)	8,400
Carry forward general activity (UDA)	0
19/20 Contracted orthodontic activity (UOA)	0
Carry forward orthodontic activity (UOA)	0
Baseline contract value	£197,869.01

ACCESS*

Patients seen in 24 months	Total	Change since previous quarter
Quarter ending June 2018	2,336	
Quarter ending September 2018	2,305	↓
Quarter ending December 2018	2,257	↓
Quarter ending March 2019	2,281	→
Quarter ending June 2019	2,276	→
Variance since June 2018	(2.6%)	↓



ACTIVITY



Month	2019	2020
April	387	157
May	854	594
June	1,272	1,016
July	1,931	
August	2,415	
September	2,843	
October	3,419	
November	3,904	
December	4,330	
January	4,953	
February	5,661	
March	6,639	
April	7,197	
May	7,198	
June	7,198	

QUALITY

	Quantity	Base Number	Contract	AT	Region	England
% of FP17s for the same patient ID Re-attending within 3 months - Children	30	226	13.3%	10.2%	11.9%	11.4%
% of FP17s for the same patient ID Re-attending within 3 months - Adults	61	437	14.0%	15.5%	17.2%	15.4%
% of FP17s for the same patient ID Re-attending between 3 & 9 months - Children	131	226	58.0%	50.1%	49.8%	59.8%
% of FP17s for the same patient ID Re-attending between 3 & 9 months - Adults	215	437	49.2%	39.4%	39.5%	52.1%
% of FP17s for Band 1 Urgent Courses	37	532	7.0%	10.5%	11.2%	9.2%
% of FP17s Relating to Free Repair or Replacements	4	532	0.8%	0.6%	0.5%	0.7%
% of FP17s Relating to Continuations	0	532	0.0%	0.8%	0.7%	0.8%
% of Patients satisfied with the dentistry they have received	1	1	N/A	91.0%	90.6%	93.4%
% of Patients satisfied with the time they had to wait for an appointment	1	1	N/A	87.1%	83.8%	87.6%

* This is based on patients treated on this contract for their most recent course of treatment. Figures in italics indicate the base number of FP17s or Patient Questionnaire responses are less than 100. N/A is shown where the base number of responses is less than 10 during the period. % is calculated as Quantity/Base number*100

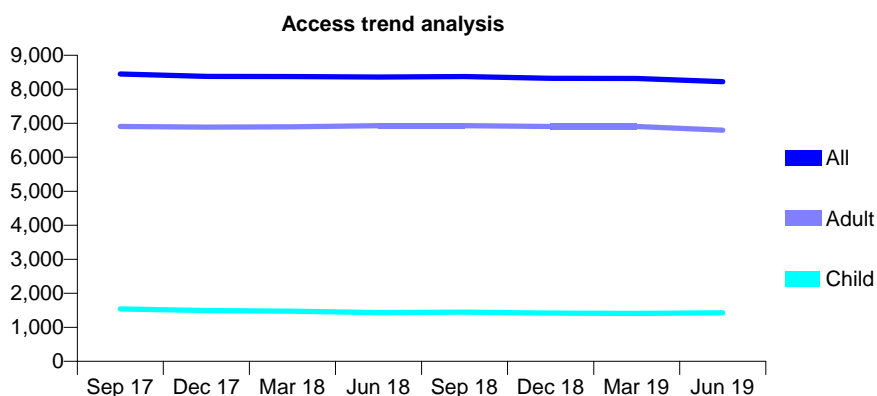
Q63 - Vital Signs At a Glance Contract Report for 943622/0001 - June 2019

Name or company name	MR H TORKZABAN
Contract type name	GDS Contract
Purpose of contract	General
Contract start date	01/04/2006
Contract end date	

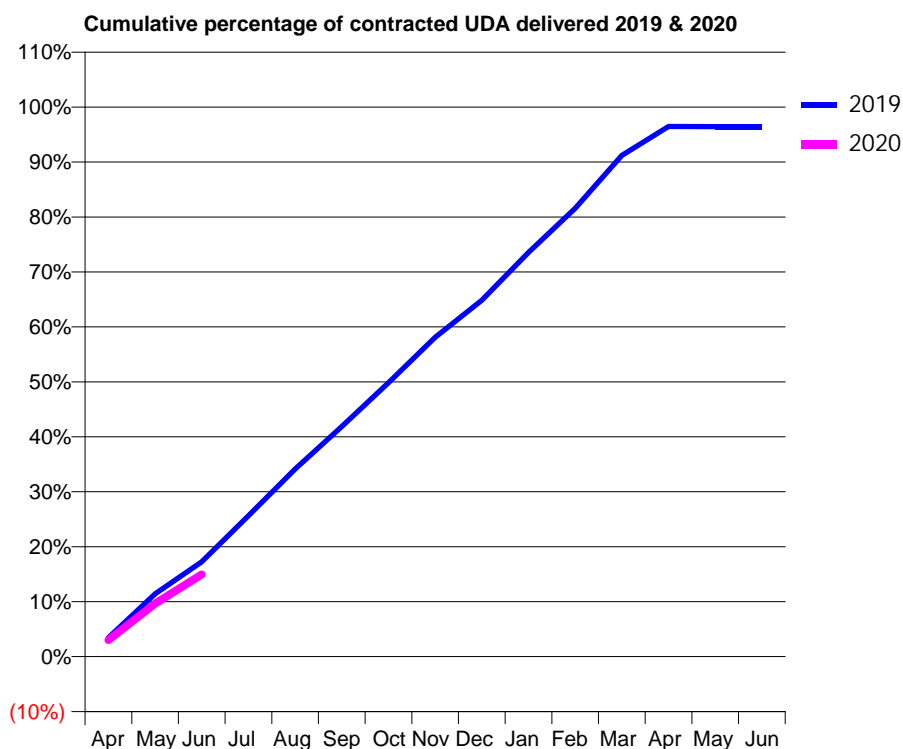
19/20 Contracted general activity (UDA)	29,538
Carry forward general activity (UDA)	0
19/20 Contracted orthodontic activity (UOA)	0
Carry forward orthodontic activity (UOA)	0
Baseline contract value	£926,792.70

ACCESS*

Patients seen in 24 months	Total	Change since previous quarter
Quarter ending June 2018	8,360	
Quarter ending September 2018	8,374	→
Quarter ending December 2018	8,324	→
Quarter ending March 2019	8,318	→
Quarter ending June 2019	8,225	↓
Variance since June 2018	(1.6%)	↓



ACTIVITY



Month	Adjusted Scheduled Activity (UDA)	
	2019	2020
April	1,021	889
May	3,377	2,847
June	5,098	4,416
July	7,571	
August	10,090	
September	12,365	
October	14,720	
November	17,161	
December	19,154	
January	21,722	
February	24,096	
March	26,935	
April	28,497	
May	28,490	
June	28,490	

QUALITY

	Quantity	Base Number	Contract	AT	Region	England
% of FP17s for the same patient ID Re-attending within 3 months - Children	27	340	7.9%	10.2%	11.9%	11.4%
% of FP17s for the same patient ID Re-attending within 3 months - Adults	137	1,342	10.2%	15.5%	17.2%	15.4%
% of FP17s for the same patient ID Re-attending between 3 & 9 months - Children	132	340	38.8%	50.1%	49.8%	59.8%
% of FP17s for the same patient ID Re-attending between 3 & 9 months - Adults	407	1,342	30.3%	39.4%	39.5%	52.1%
% of FP17s for Band 1 Urgent Courses	165	1,364	12.1%	10.5%	11.2%	9.2%
% of FP17s Relating to Free Repair or Replacements	1	1,364	0.1%	0.6%	0.5%	0.7%
% of FP17s Relating to Continuations	1	1,364	0.1%	0.8%	0.7%	0.8%
% of Patients satisfied with the dentistry they have received	1	1	N/A	91.0%	90.6%	93.4%
% of Patients satisfied with the time they had to wait for an appointment	1	1	N/A	87.1%	83.8%	87.6%

* This is based on patients treated on this contract for their most recent course of treatment. Figures in italics indicate the base number of FP17s or Patient Questionnaire responses are less than 100. N/A is shown where the base number of responses is less than 10 during the period. % is calculated as Quantity/Base number*100

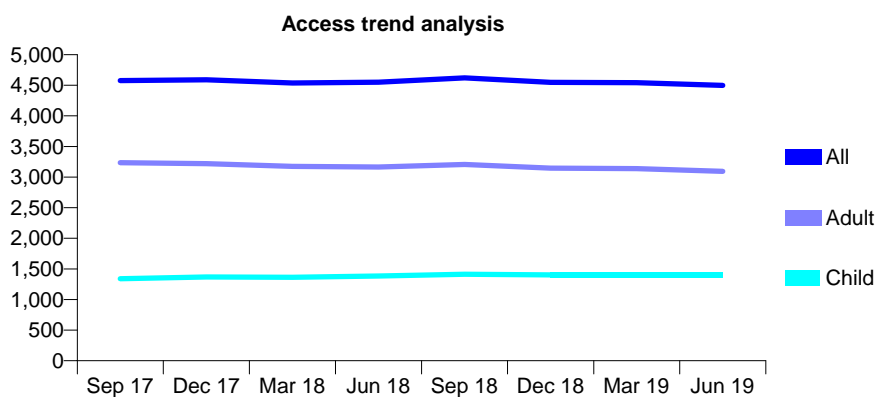
Q63 - Vital Signs At a Glance Contract Report for 943746/0001 - June 2019

Name or company name	Perfect Smile Earlsfield Partnershp
Contract type name	GDS Contract
Purpose of contract	General
Contract start date	01/04/2006
Contract end date	

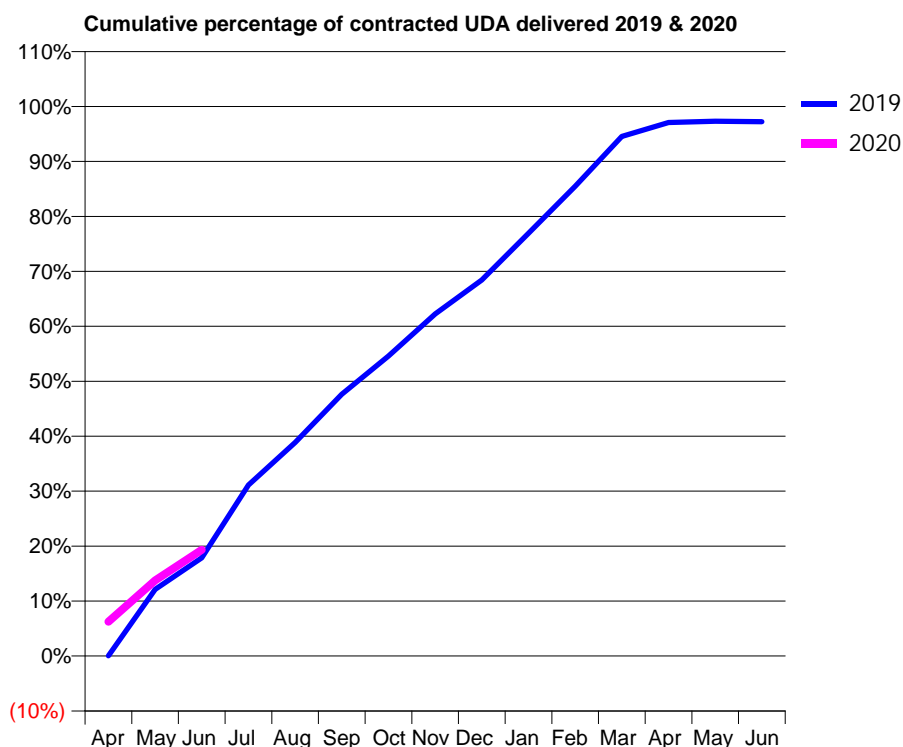
19/20 Contracted general activity (UDA)	8,866
Carry forward general activity (UDA)	0
19/20 Contracted orthodontic activity (UOA)	0
Carry forward orthodontic activity (UOA)	0
Baseline contract value	£265,507.85

ACCESS*

Patients seen in 24 months	Total	Change since previous quarter
Quarter ending June 2018	4,550	
Quarter ending September 2018	4,619	→
Quarter ending December 2018	4,548	↓
Quarter ending March 2019	4,541	→
Quarter ending June 2019	4,497	→
Variance since June 2018	(1.2%)	↓



ACTIVITY



Month	Adjusted Scheduled Activity (UDA)	
	2019	2020
April	3	553
May	1,074	1,221
June	1,585	1,714
July	2,760	
August	3,445	
September	4,223	
October	4,839	
November	5,519	
December	6,065	
January	6,821	
February	7,579	
March	8,381	
April	8,606	
May	8,629	
June	8,619	

QUALITY

	Quantity	Base Number	Contract	AT	Region	England
% of FP17s for the same patient ID Re-attending within 3 months - Children	24	463	5.2%	10.2%	11.9%	11.4%
% of FP17s for the same patient ID Re-attending within 3 months - Adults	89	757	11.8%	15.5%	17.2%	15.4%
% of FP17s for the same patient ID Re-attending between 3 & 9 months - Children	222	463	47.9%	50.1%	49.8%	59.8%
% of FP17s for the same patient ID Re-attending between 3 & 9 months - Adults	207	757	27.3%	39.4%	39.5%	52.1%
% of FP17s for Band 1 Urgent Courses	63	917	6.9%	10.5%	11.2%	9.2%
% of FP17s Relating to Free Repair or Replacements	2	917	0.2%	0.6%	0.5%	0.7%
% of FP17s Relating to Continuations	13	917	1.4%	0.8%	0.7%	0.8%
% of Patients satisfied with the dentistry they have received	0	0	N/A	91.0%	90.6%	93.4%
% of Patients satisfied with the time they had to wait for an appointment	0	0	N/A	87.1%	83.8%	87.6%

* This is based on patients treated on this contract for their most recent course of treatment. Figures in italics indicate the base number of FP17s or Patient Questionnaire responses are less than 100. N/A is shown where the base number of responses is less than 10 during the period. % is calculated as Quantity/Base number*100

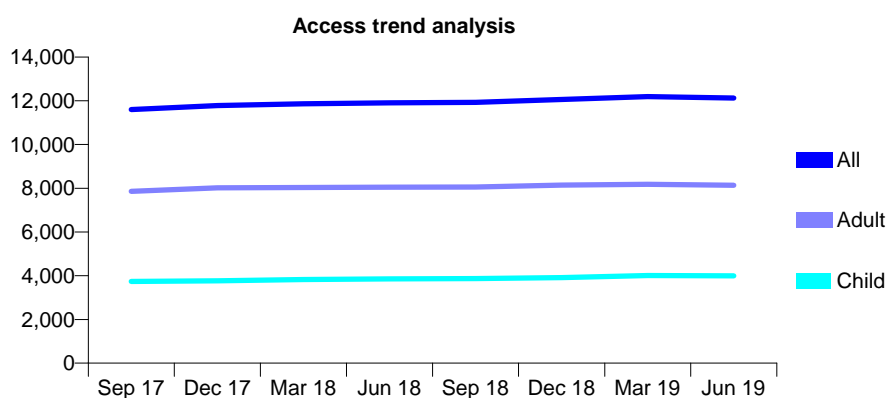
Q63 - Vital Signs At a Glance Contract Report for 943967/0001 - June 2019

Name or company name	MR JL UBEROI
Contract type name	GDS Contract
Purpose of contract	General
Contract start date	18/12/2009
Contract end date	

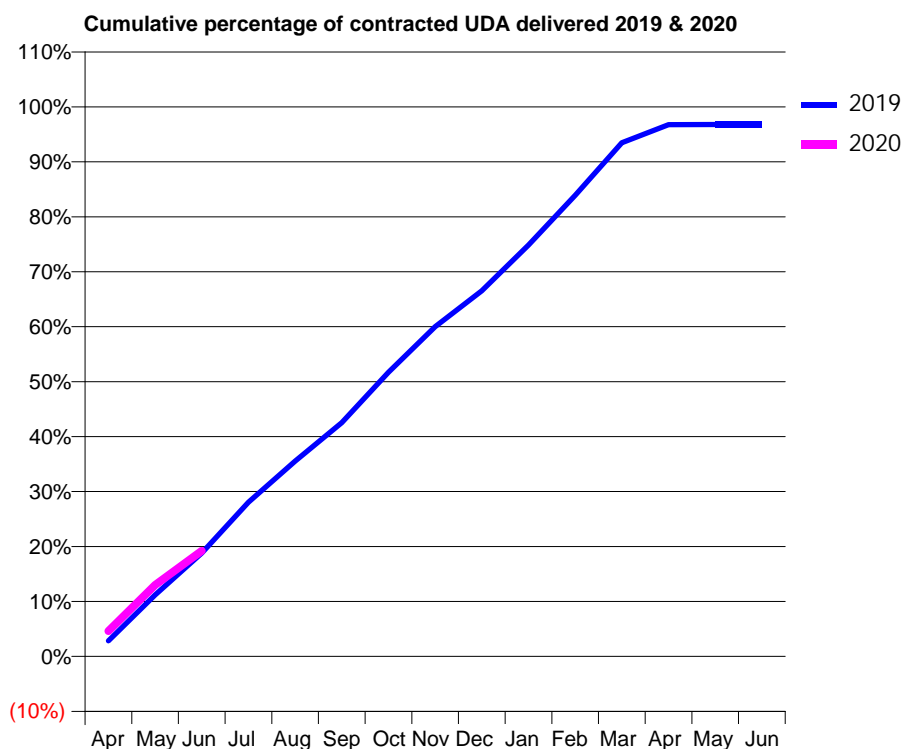
19/20 Contracted general activity (UDA)	32,120
Carry forward general activity (UDA)	0
19/20 Contracted orthodontic activity (UOA)	0
Carry forward orthodontic activity (UOA)	0
Baseline contract value	£784,872.36

ACCESS*

Patients seen in 24 months	Total	Change since previous quarter
Quarter ending June 2018	11,902	
Quarter ending September 2018	11,926	→
Quarter ending December 2018	12,061	→
Quarter ending March 2019	12,192	→
Quarter ending June 2019	12,122	→
Variance since June 2018	1.8%	→



ACTIVITY



Month	2019	2020
April	914	1,486
May	3,594	4,185
June	6,037	6,166
July	9,018	
August	11,417	
September	13,661	
October	16,604	
November	19,271	
December	21,370	
January	24,043	
February	26,957	
March	30,017	
April	31,084	
May	31,085	
June	31,086	

QUALITY

	Quantity	Base Number	Contract	AT	Region	England
% of FP17s for the same patient ID Re-attending within 3 months - Children	307	1,399	21.9%	10.2%	11.9%	11.4%
% of FP17s for the same patient ID Re-attending within 3 months - Adults	364	1,950	18.7%	15.5%	17.2%	15.4%
% of FP17s for the same patient ID Re-attending between 3 & 9 months - Children	589	1,399	42.1%	50.1%	49.8%	59.8%
% of FP17s for the same patient ID Re-attending between 3 & 9 months - Adults	733	1,950	37.6%	39.4%	39.5%	52.1%
% of FP17s for Band 1 Urgent Courses	420	2,843	14.8%	10.5%	11.2%	9.2%
% of FP17s Relating to Free Repair or Replacements	44	2,843	1.5%	0.6%	0.5%	0.7%
% of FP17s Relating to Continuations	70	2,843	2.5%	0.8%	0.7%	0.8%
% of Patients satisfied with the dentistry they have received	6	6	N/A	91.0%	90.6%	93.4%
% of Patients satisfied with the time they had to wait for an appointment	6	6	N/A	87.1%	83.8%	87.6%

* This is based on patients treated on this contract for their most recent course of treatment. Figures in italics indicate the base number of FP17s or Patient Questionnaire responses are less than 100. N/A is shown where the base number of responses is less than 10 during the period. % is calculated as Quantity/Base number*100

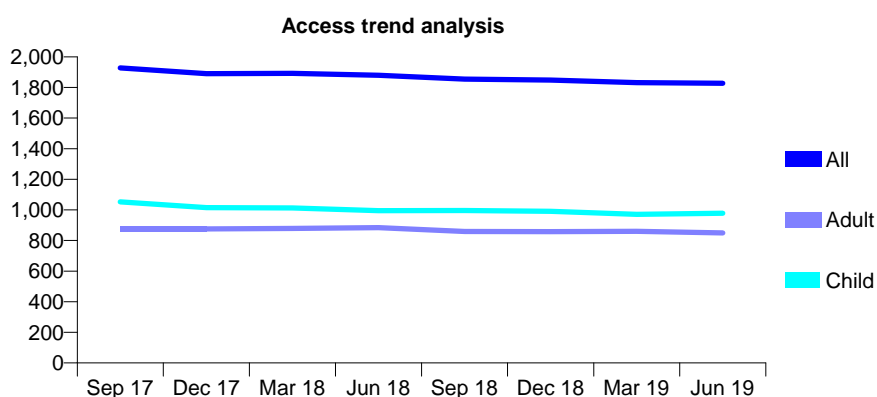
Q63 - Vital Signs At a Glance Contract Report for 952982/0005 - June 2019

Name or company name	MR PC COLEY
Contract type name	GDS Contract
Purpose of contract	General
Contract start date	02/04/2013
Contract end date	

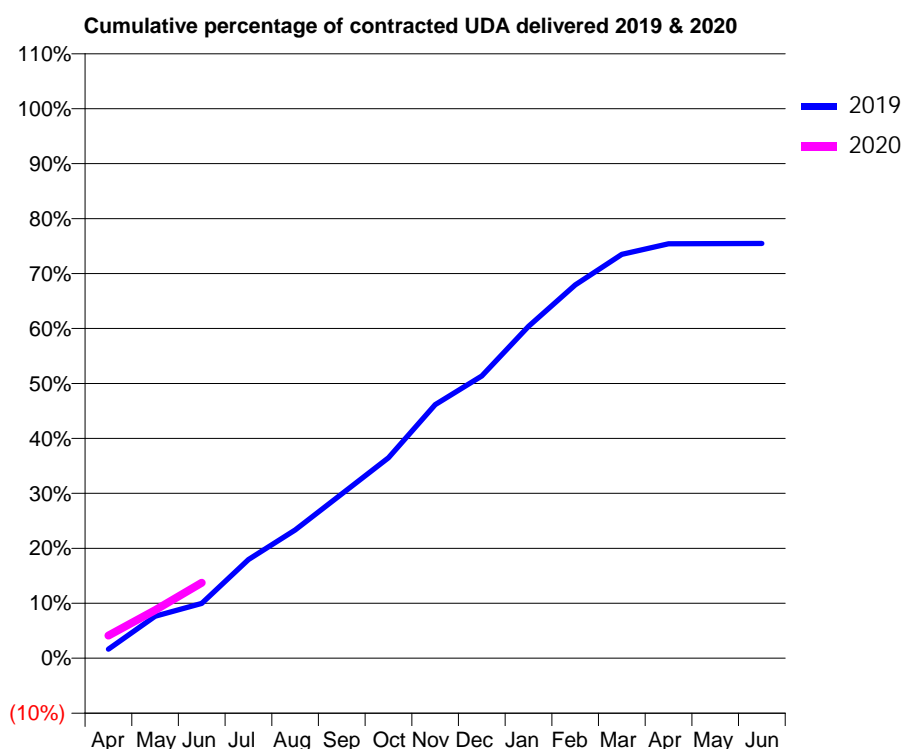
19/20 Contracted general activity (UDA)	4,762
Carry forward general activity (UDA)	0
19/20 Contracted orthodontic activity (UOA)	0
Carry forward orthodontic activity (UOA)	0
Baseline contract value	£112,118.83

ACCESS*

Patients seen in 24 months	Total	Change since previous quarter
Quarter ending June 2018	1,879	
Quarter ending September 2018	1,855	↓
Quarter ending December 2018	1,848	→
Quarter ending March 2019	1,831	→
Quarter ending June 2019	1,827	→
Variance since June 2018	(2.8%)	↓



ACTIVITY



Month	2019	2020
April	79	196
May	364	417
June	475	655
July	856	
August	1,111	
September	1,423	
October	1,737	
November	2,198	
December	2,445	
January	2,876	
February	3,235	
March	3,499	
April	3,591	
May	3,592	
June	3,594	

QUALITY

	Quantity	Base Number	Contract	AT	Region	England
% of FP17s for the same patient ID Re-attending within 3 months - Children	37	375	9.9%	10.2%	11.9%	11.4%
% of FP17s for the same patient ID Re-attending within 3 months - Adults	19	191	9.9%	15.5%	17.2%	15.4%
% of FP17s for the same patient ID Re-attending between 3 & 9 months - Children	245	375	65.3%	50.1%	49.8%	59.8%
% of FP17s for the same patient ID Re-attending between 3 & 9 months - Adults	135	191	70.7%	39.4%	39.5%	52.1%
% of FP17s for Band 1 Urgent Courses	14	492	2.8%	10.5%	11.2%	9.2%
% of FP17s Relating to Free Repair or Replacements	0	492	0.0%	0.6%	0.5%	0.7%
% of FP17s Relating to Continuations	0	492	0.0%	0.8%	0.7%	0.8%
% of Patients satisfied with the dentistry they have received	0	0	N/A	91.0%	90.6%	93.4%
% of Patients satisfied with the time they had to wait for an appointment	0	0	N/A	87.1%	83.8%	87.6%

* This is based on patients treated on this contract for their most recent course of treatment.

Figures in italics indicate the base number of FP17s or Patient Questionnaire responses are less than 100. N/A is shown where the base number of responses is less than 10 during the period. % is calculated as Quantity/Base number*100

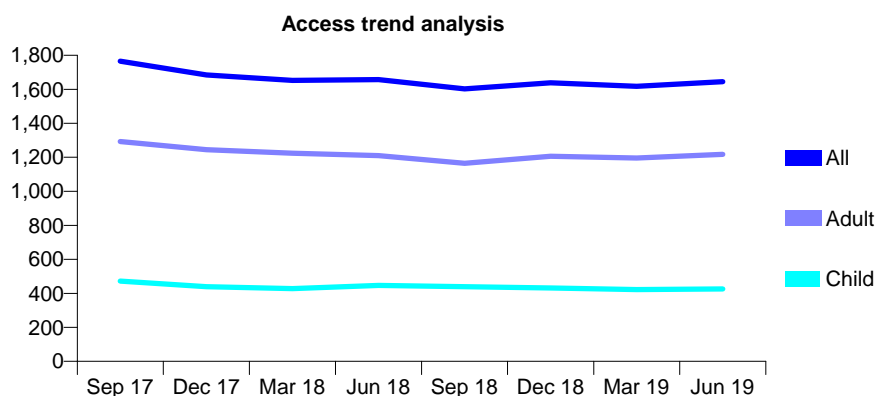
Q63 - Vital Signs At a Glance Contract Report for 990418/0001 - June 2019

Name or company name	MR D SHAH
Contract type name	GDS Contract
Purpose of contract	General
Contract start date	01/04/2006
Contract end date	

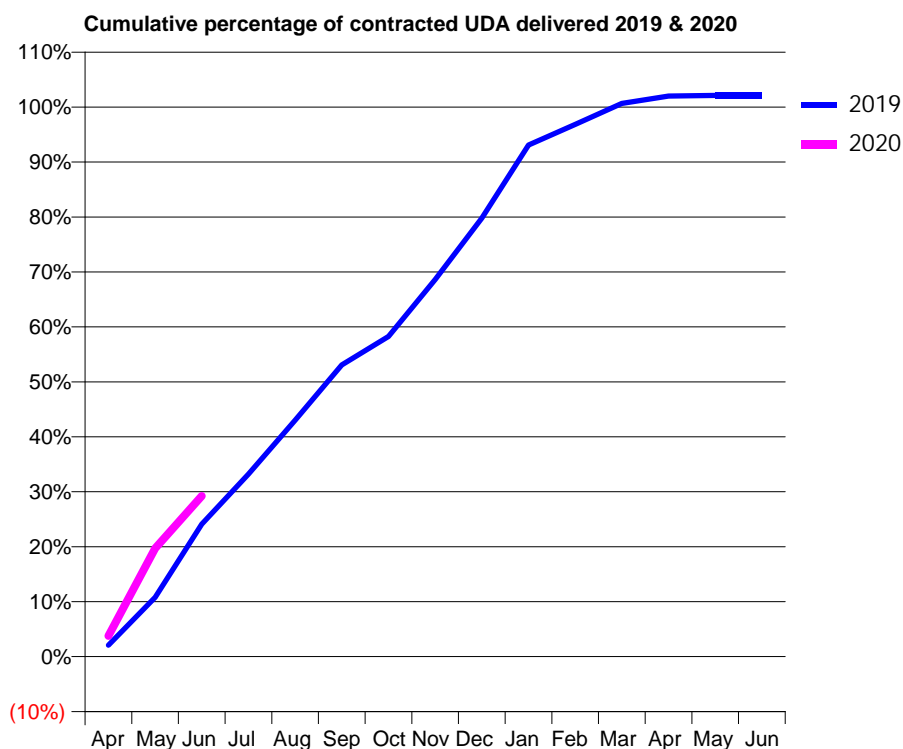
19/20 Contracted general activity (UDA)	9,011
Carry forward general activity (UDA)	0
19/20 Contracted orthodontic activity (UOA)	0
Carry forward orthodontic activity (UOA)	0
Baseline contract value	£305,427.72

ACCESS*

Patients seen in 24 months	Total	Change since previous quarter
Quarter ending June 2018	1,657	
Quarter ending September 2018	1,603	↓
Quarter ending December 2018	1,638	↑
Quarter ending March 2019	1,618	↓
Quarter ending June 2019	1,644	→
Variance since June 2018	(0.8%)	→



ACTIVITY



Month	Adjusted Scheduled Activity (UDA)	
	2019	2020
April	186	339
May	973	1,775
June	2,172	2,634
July	2,993	
August	3,879	
September	4,784	
October	5,249	
November	6,184	
December	7,190	
January	8,389	
February	8,726	
March	9,069	
April	9,192	
May	9,201	
June	9,201	

QUALITY

	Quantity	Base Number	Contract	AT	Region	England
% of FP17s for the same patient ID Re-attending within 3 months - Children	4	153	2.6%	10.2%	11.9%	11.4%
% of FP17s for the same patient ID Re-attending within 3 months - Adults	30	352	8.5%	15.5%	17.2%	15.4%
% of FP17s for the same patient ID Re-attending between 3 & 9 months - Children	60	153	39.2%	50.1%	49.8%	59.8%
% of FP17s for the same patient ID Re-attending between 3 & 9 months - Adults	123	352	34.9%	39.4%	39.5%	52.1%
% of FP17s for Band 1 Urgent Courses	5	474	1.1%	10.5%	11.2%	9.2%
% of FP17s Relating to Free Repair or Replacements	0	474	0.0%	0.6%	0.5%	0.7%
% of FP17s Relating to Continuations	0	474	0.0%	0.8%	0.7%	0.8%
% of Patients satisfied with the dentistry they have received	1	1	N/A	91.0%	90.6%	93.4%
% of Patients satisfied with the time they had to wait for an appointment	1	1	N/A	87.1%	83.8%	87.6%

* This is based on patients treated on this contract for their most recent course of treatment. Figures in italics indicate the base number of FP17s or Patient Questionnaire responses are less than 100. N/A is shown where the base number of responses is less than 10 during the period. % is calculated as Quantity/Base number*100

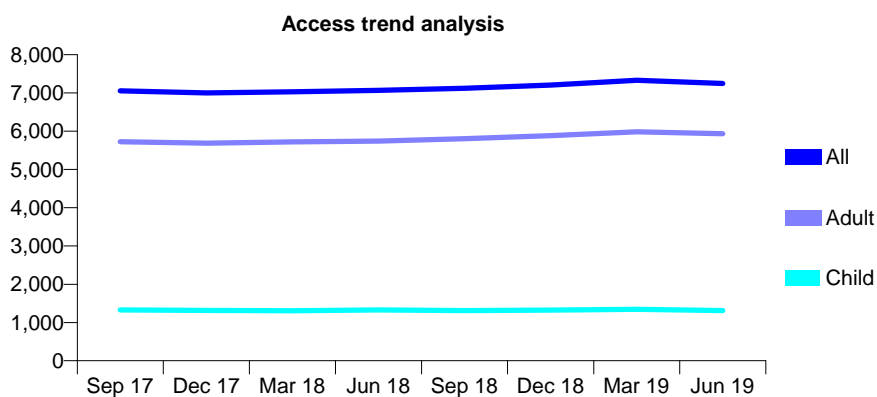
Q63 - Vital Signs At a Glance Contract Report for 990914/0001 - June 2019

Name or company name	MISS AM MANJI
Contract type name	GDS Contract
Purpose of contract	General
Contract start date	27/11/2013
Contract end date	

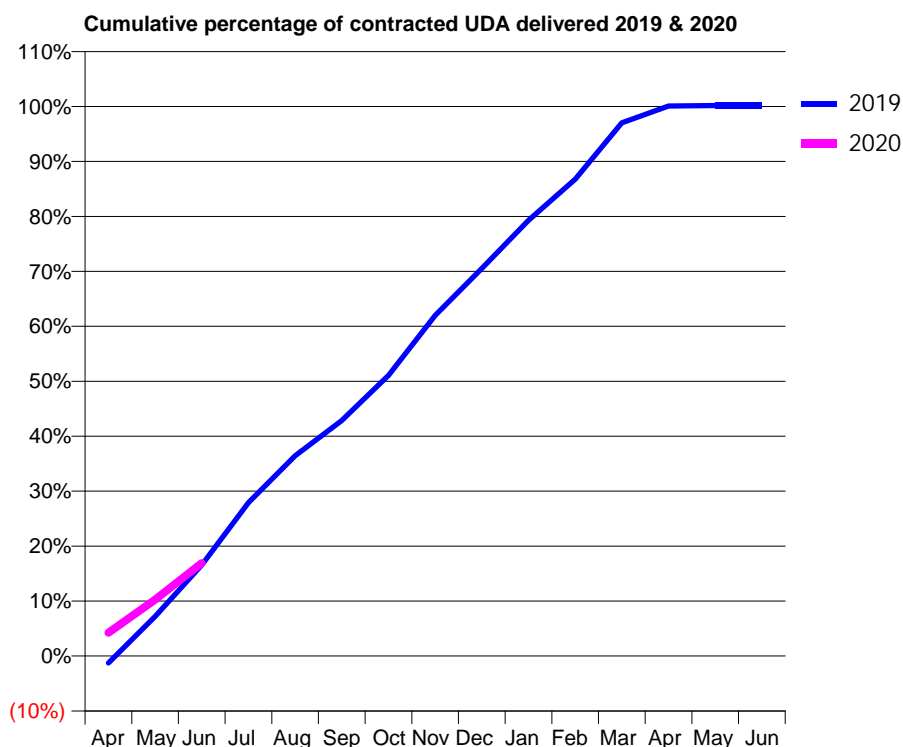
19/20 Contracted general activity (UDA)	20,500
Carry forward general activity (UDA)	0
19/20 Contracted orthodontic activity (UOA)	0
Carry forward orthodontic activity (UOA)	0
Baseline contract value	£442,429.59

ACCESS*

Patients seen in 24 months	Total	Change since previous quarter
Quarter ending June 2018	7,067	
Quarter ending September 2018	7,119	→
Quarter ending December 2018	7,203	→
Quarter ending March 2019	7,328	→
Quarter ending June 2019	7,247	↓
Variance since June 2018	2.5%	↑



ACTIVITY



Month	Adjusted Scheduled Activity (UDA)	
	2019	2020
April	-260	866
May	1,480	2,104
June	3,394	3,464
July	5,722	
August	7,474	
September	8,786	
October	10,467	
November	12,707	
December	14,455	
January	16,257	
February	17,789	
March	19,888	
April	20,520	
May	20,533	
June	20,533	

QUALITY

	Quantity	Base Number	Contract	AT	Region	England
% of FP17s for the same patient ID Re-attending within 3 months - Children	17	455	3.7%	10.2%	11.9%	11.4%
% of FP17s for the same patient ID Re-attending within 3 months - Adults	332	1,993	16.7%	15.5%	17.2%	15.4%
% of FP17s for the same patient ID Re-attending between 3 & 9 months - Children	317	455	69.7%	50.1%	49.8%	59.8%
% of FP17s for the same patient ID Re-attending between 3 & 9 months - Adults	1,129	1,993	56.6%	39.4%	39.5%	52.1%
% of FP17s for Band 1 Urgent Courses	169	2,113	8.0%	10.5%	11.2%	9.2%
% of FP17s Relating to Free Repair or Replacements	29	2,113	1.4%	0.6%	0.5%	0.7%
% of FP17s Relating to Continuations	31	2,113	1.5%	0.8%	0.7%	0.8%
% of Patients satisfied with the dentistry they have received	4	4	N/A	91.0%	90.6%	93.4%
% of Patients satisfied with the time they had to wait for an appointment	3	4	N/A	87.1%	83.8%	87.6%

* This is based on patients treated on this contract for their most recent course of treatment.

Figures in italics indicate the base number of FP17s or Patient Questionnaire responses are less than 100. N/A is shown where the base number of responses is less than 10 during the period. % is calculated as Quantity/Base number*100

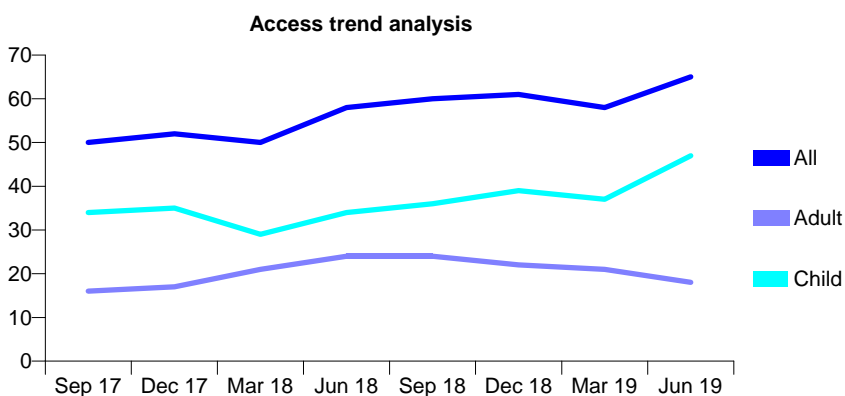
Q63 - Vital Signs At a Glance Contract Report for 998419/0001 - June 2019

Name or company name	MR AJ RUPAREL
Contract type name	GDS Contract
Purpose of contract	General
Contract start date	01/04/2006
Contract end date	

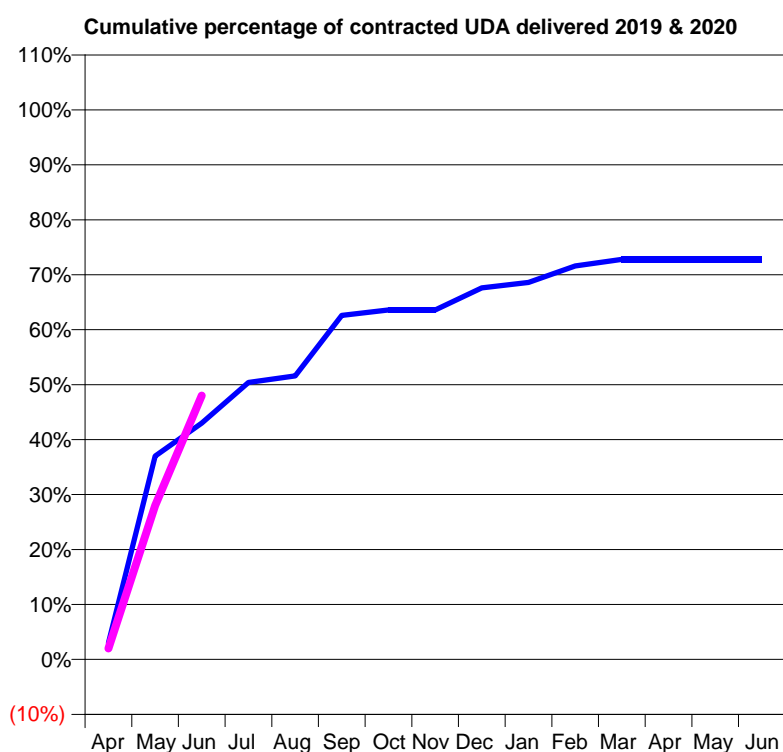
19/20 Contracted general activity (UDA)	100
Carry forward general activity (UDA)	0
19/20 Contracted orthodontic activity (UOA)	0
Carry forward orthodontic activity (UOA)	0
Baseline contract value	£2,609.33

ACCESS*

Patients seen in 24 months	Total	Change since previous quarter
Quarter ending June 2018	58	
Quarter ending September 2018	60	↑
Quarter ending December 2018	61	→
Quarter ending March 2019	58	↓
Quarter ending June 2019	65	↑
Variance since June 2018	12.1%	↑



ACTIVITY



Month	2019	2020
April	3	2
May	37	28
June	43	48
July	50	
August	52	
September	63	
October	64	
November	64	
December	68	
January	69	
February	72	
March	73	
April	73	
May	73	
June	73	

QUALITY

	Quantity	Base Number	Contract	AT	Region	England
% of FP17s for the same patient ID Re-attending within 3 months - Children	1	28	3.6%	10.2%	11.9%	11.4%
% of FP17s for the same patient ID Re-attending within 3 months - Adults	1	2	50.0%	15.5%	17.2%	15.4%
% of FP17s for the same patient ID Re-attending between 3 & 9 months - Children	4	28	14.3%	50.1%	49.8%	59.8%
% of FP17s for the same patient ID Re-attending between 3 & 9 months - Adults	0	2	0.0%	39.4%	39.5%	52.1%
% of FP17s for Band 1 Urgent Courses	0	30	0.0%	10.5%	11.2%	9.2%
% of FP17s Relating to Free Repair or Replacements	0	30	0.0%	0.6%	0.5%	0.7%
% of FP17s Relating to Continuations	0	30	0.0%	0.8%	0.7%	0.8%
% of Patients satisfied with the dentistry they have received	0	0	N/A	91.0%	90.6%	93.4%
% of Patients satisfied with the time they had to wait for an appointment	0	0	N/A	87.1%	83.8%	87.6%

* This is based on patients treated on this contract for their most recent course of treatment. Figures in italics indicate the base number of FP17s or Patient Questionnaire responses are less than 100. N/A is shown where the base number of responses is less than 10 during the period. % is calculated as Quantity/Base number*100

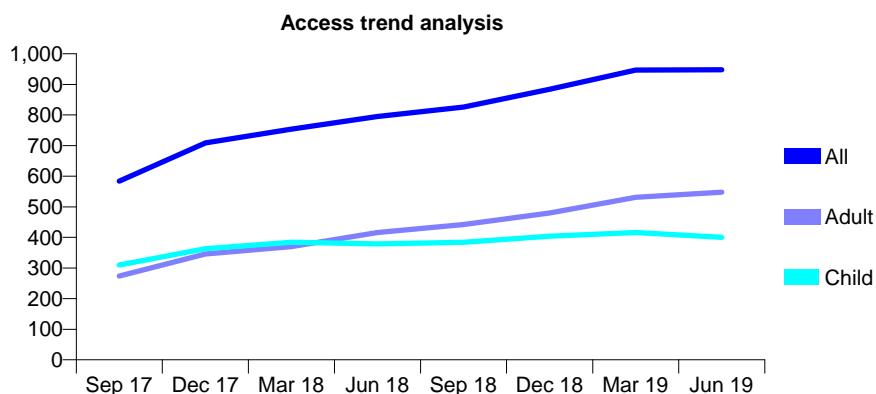
Q64 - Vital Signs At a Glance Contract Report for 100268/0000 - June 2019

Name or company name	Xeon Smiles UK Ltd
Contract type name	GDS Contract
Purpose of contract	General
Contract start date	01/04/2017
Contract end date	

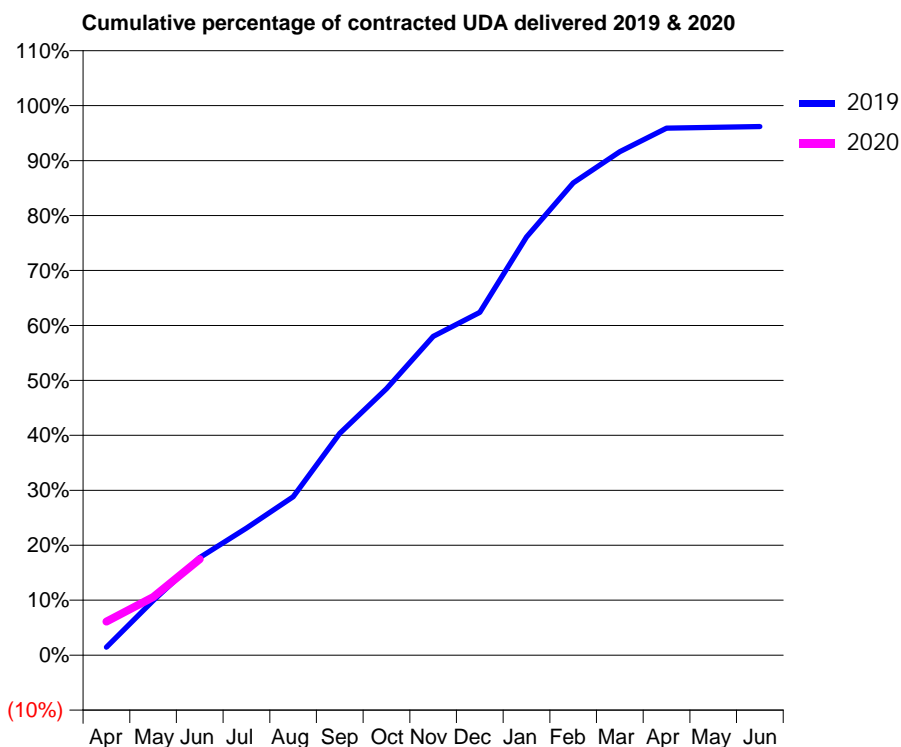
19/20 Contracted general activity (UDA)	2,000
Carry forward general activity (UDA)	0
19/20 Contracted orthodontic activity (UOA)	0
Carry forward orthodontic activity (UOA)	0
Baseline contract value	£44,558.42

ACCESS*

Patients seen in 24 months	Total	Change since previous quarter
Quarter ending June 2018	795	
Quarter ending September 2018	826	↑
Quarter ending December 2018	884	↑
Quarter ending March 2019	947	↑
Quarter ending June 2019	948	→
Variance since June 2018	19.2%	↑



ACTIVITY



Month	Adjusted Scheduled Activity (UDA)	
	2019	2020
April	29	122
May	199	212
June	356	349
July	462	
August	576	
September	808	
October	970	
November	1,160	
December	1,248	
January	1,522	
February	1,719	
March	1,833	
April	1,918	
May	1,921	
June	1,924	

QUALITY

	Quantity	Base Number	Contract	AT	Region	England
% of FP17s for the same patient ID Re-attending within 3 months - Children	3	143	2.1%	8.4%	10.6%	11.4%
% of FP17s for the same patient ID Re-attending within 3 months - Adults	4	147	2.7%	12.9%	15.2%	15.4%
% of FP17s for the same patient ID Re-attending between 3 & 9 months - Children	97	143	67.8%	63.6%	62.3%	59.8%
% of FP17s for the same patient ID Re-attending between 3 & 9 months - Adults	82	147	55.8%	53.6%	53.3%	52.1%
% of FP17s for Band 1 Urgent Courses	6	248	2.4%	8.4%	9.7%	9.2%
% of FP17s Relating to Free Repair or Replacements	0	248	0.0%	0.6%	0.6%	0.7%
% of FP17s Relating to Continuations	0	248	0.0%	0.7%	0.8%	0.8%
% of Patients satisfied with the dentistry they have received	3	3	N/A	94.5%	93.4%	93.4%
% of Patients satisfied with the time they had to wait for an appointment	3	3	N/A	86.6%	86.8%	87.6%

* This is based on patients treated on this contract for their most recent course of treatment. Figures in italics indicate the base number of FP17s or Patient Questionnaire responses are less than 100. N/A is shown where the base number of responses is less than 10 during the period. % is calculated as Quantity/Base number*100

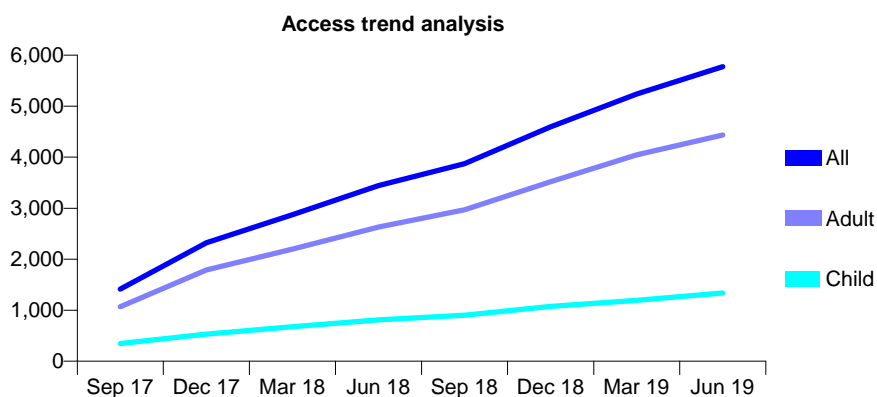
Q64 - Vital Signs At a Glance Contract Report for 100426/0000 - June 2019

Name or company name	OASIS DENTAL CARE LTD
Contract type name	PDS Contract
Purpose of contract	General
Contract start date	01/04/2017
Contract end date	31/03/2022

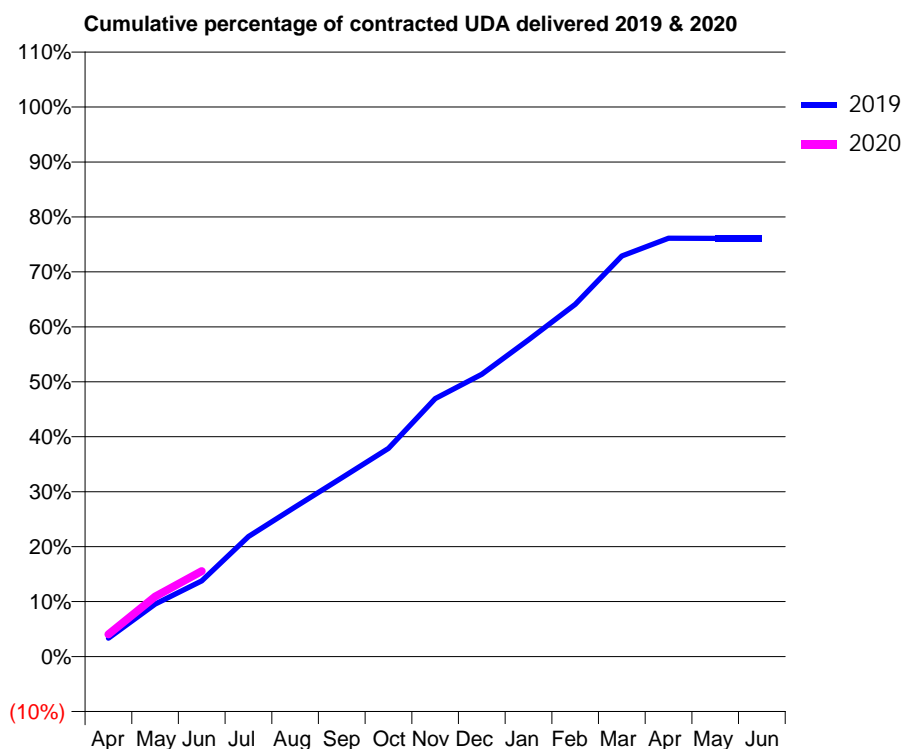
19/20 Contracted general activity (UDA)	22,359
Carry forward general activity (UDA)	0
19/20 Contracted orthodontic activity (UOA)	0
Carry forward orthodontic activity (UOA)	0
Baseline contract value	£543,414.94

ACCESS*

Patients seen in 24 months	Total	Change since previous quarter
Quarter ending June 2018	3,444	
Quarter ending September 2018	3,872	↑
Quarter ending December 2018	4,595	↑
Quarter ending March 2019	5,239	↑
Quarter ending June 2019	5,777	↑
Variance since June 2018	67.7%	↑



ACTIVITY



Month	Adjusted Scheduled Activity (UDA)	
	2019	2020
April	744	904
May	2,133	2,442
June	3,077	3,474
July	4,884	
August	6,085	
September	7,271	
October	8,471	
November	10,498	
December	11,482	
January	12,881	
February	14,331	
March	16,297	
April	17,016	
May	17,014	
June	17,013	

QUALITY

	Quantity	Base Number	Contract	AT	Region	England
% of FP17s for the same patient ID Re-attending within 3 months - Children	31	503	6.2%	8.4%	10.6%	11.4%
% of FP17s for the same patient ID Re-attending within 3 months - Adults	229	1,507	15.2%	12.9%	15.2%	15.4%
% of FP17s for the same patient ID Re-attending between 3 & 9 months - Children	254	503	50.5%	63.6%	62.3%	59.8%
% of FP17s for the same patient ID Re-attending between 3 & 9 months - Adults	680	1,507	45.1%	53.6%	53.3%	52.1%
% of FP17s for Band 1 Urgent Courses	131	1,722	7.6%	8.4%	9.7%	9.2%
% of FP17s Relating to Free Repair or Replacements	16	1,722	0.9%	0.6%	0.6%	0.7%
% of FP17s Relating to Continuations	43	1,722	2.5%	0.7%	0.8%	0.8%
% of Patients satisfied with the dentistry they have received	4	4	N/A	94.5%	93.4%	93.4%
% of Patients satisfied with the time they had to wait for an appointment	3	4	N/A	86.6%	86.8%	87.6%

* This is based on patients treated on this contract for their most recent course of treatment. Figures in italics indicate the base number of FP17s or Patient Questionnaire responses are less than 100. N/A is shown where the base number of responses is less than 10 during the period. % is calculated as Quantity/Base number*100

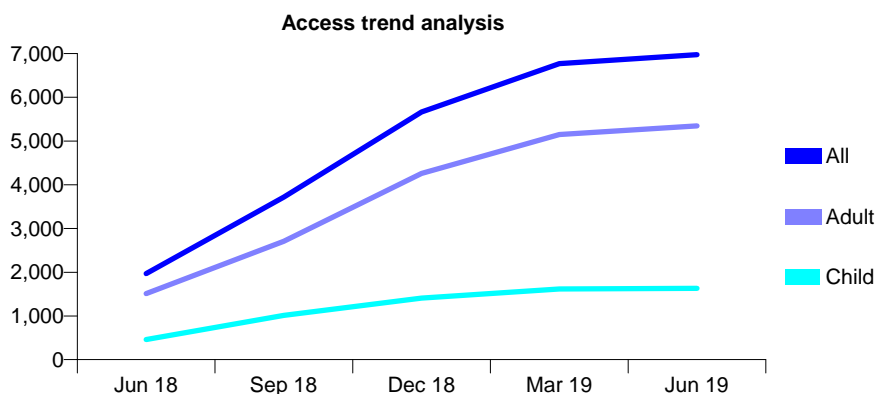
Q64 - Vital Signs At a Glance Contract Report for 100616/0000 - June 2019

Name or company name	Rodericks Dental Limited
Contract type name	GDS Contract
Purpose of contract	General
Contract start date	01/04/2018
Contract end date	

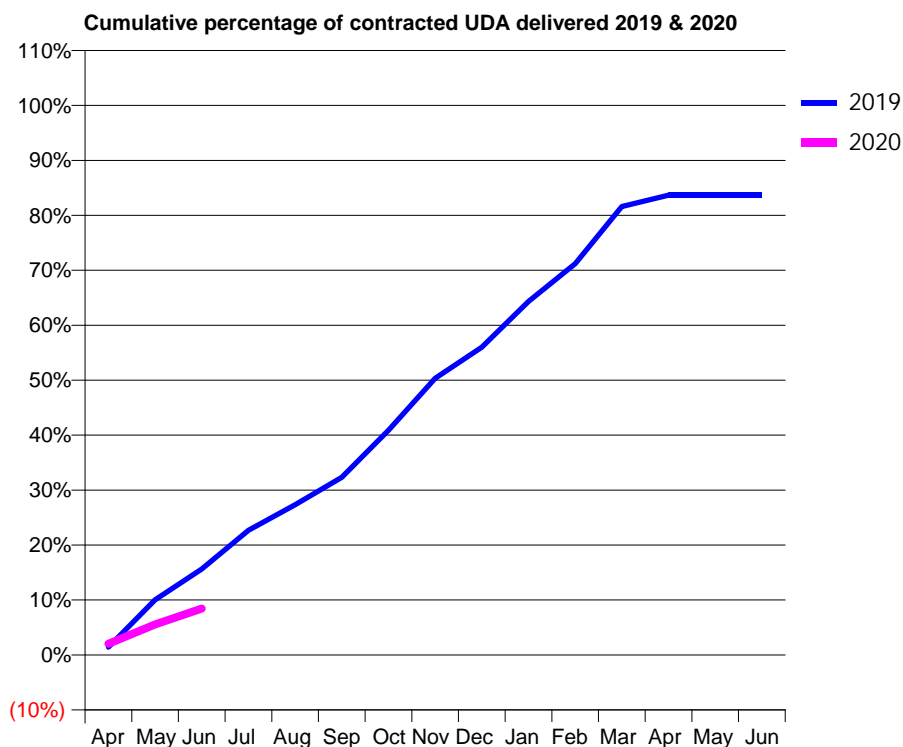
19/20 Contracted general activity (UDA)	24,000
Carry forward general activity (UDA)	0
19/20 Contracted orthodontic activity (UOA)	0
Carry forward orthodontic activity (UOA)	0
Baseline contract value	£614,045.52

ACCESS*

Patients seen in 24 months	Total	Change since previous quarter
Quarter ending June 2018	1,970	
Quarter ending September 2018	3,721	↑
Quarter ending December 2018	5,667	↑
Quarter ending March 2019	6,769	↑
Quarter ending June 2019	6,978	↑
Variance since June 2018	254.2%	↑



ACTIVITY



Month	2019	2020
April	340	493
May	2,406	1,335
June	3,756	2,032
July	5,442	
August	6,564	
September	7,763	
October	9,809	
November	12,082	
December	13,436	
January	15,437	
February	17,089	
March	19,581	
April	20,078	
May	20,077	
June	20,080	

QUALITY

	Quantity	Base Number	Contract	AT	Region	England
% of FP17s for the same patient ID Re-attending within 3 months - Children	18	359	5.0%	8.4%	10.6%	11.4%
% of FP17s for the same patient ID Re-attending within 3 months - Adults	130	1,126	11.5%	12.9%	15.2%	15.4%
% of FP17s for the same patient ID Re-attending between 3 & 9 months - Children	230	359	64.1%	63.6%	62.3%	59.8%
% of FP17s for the same patient ID Re-attending between 3 & 9 months - Adults	390	1,126	34.6%	53.6%	53.3%	52.1%
% of FP17s for Band 1 Urgent Courses	176	1,206	14.6%	8.4%	9.7%	9.2%
% of FP17s Relating to Free Repair or Replacements	8	1,206	0.7%	0.6%	0.6%	0.7%
% of FP17s Relating to Continuations	3	1,206	0.2%	0.7%	0.8%	0.8%
% of Patients satisfied with the dentistry they have received	2	2	N/A	94.5%	93.4%	93.4%
% of Patients satisfied with the time they had to wait for an appointment	2	2	N/A	86.6%	86.8%	87.6%

* This is based on patients treated on this contract for their most recent course of treatment.

Figures in italics indicate the base number of FP17s or Patient Questionnaire responses are less than 100. N/A is shown where the base number of responses is less than 10 during the period. % is calculated as Quantity/Base number*100

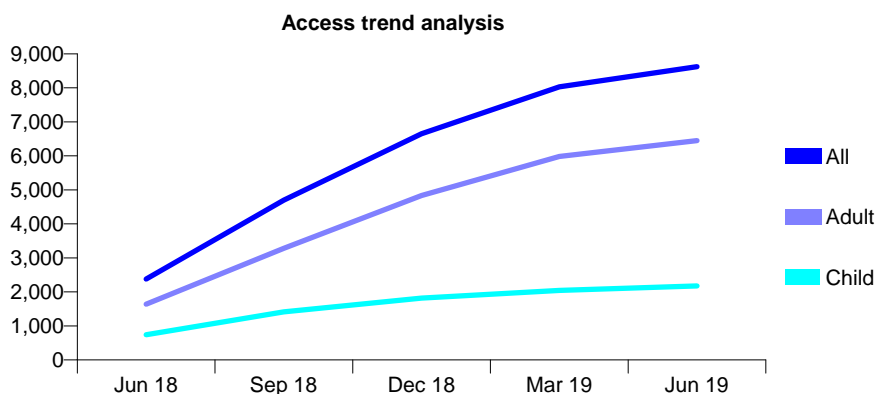
Q64 - Vital Signs At a Glance Contract Report for 100618/0000 - June 2019

Name or company name	Rodericks Dental Limited
Contract type name	GDS Contract
Purpose of contract	General
Contract start date	01/04/2018
Contract end date	

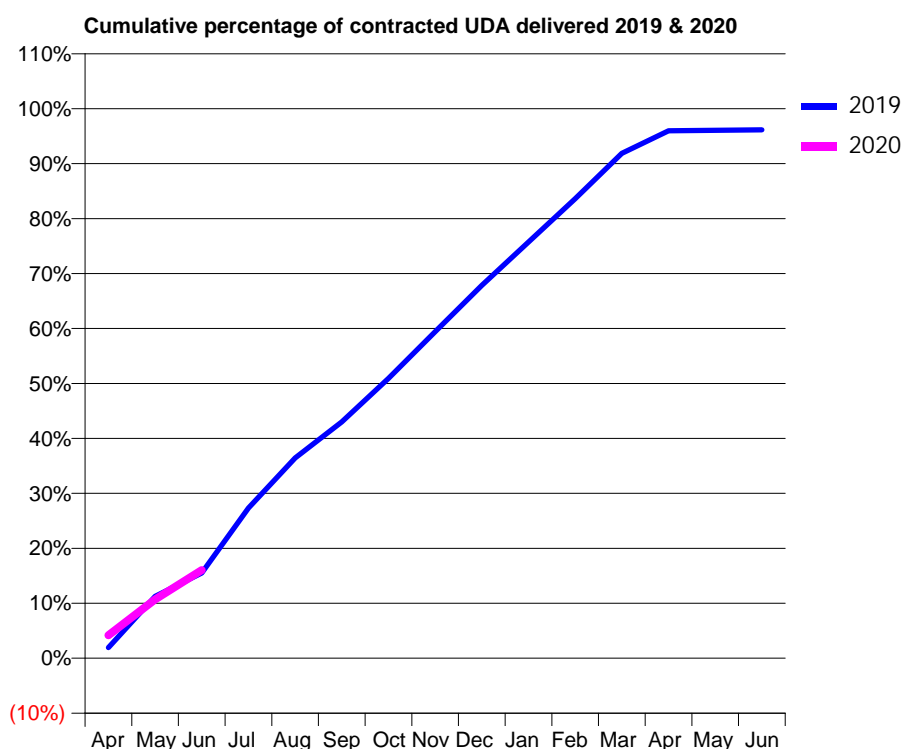
19/20 Contracted general activity (UDA)	24,000
Carry forward general activity (UDA)	0
19/20 Contracted orthodontic activity (UOA)	0
Carry forward orthodontic activity (UOA)	0
Baseline contract value	£614,045.52

ACCESS*

Patients seen in 24 months	Total	Change since previous quarter
Quarter ending June 2018	2,380	
Quarter ending September 2018	4,701	↑
Quarter ending December 2018	6,653	↑
Quarter ending March 2019	8,028	↑
Quarter ending June 2019	8,622	↑
Variance since June 2018	262.3%	↑



ACTIVITY



Month	2019	2020
April	468	1,005
May	2,706	2,574
June	3,724	3,848
July	6,558	
August	8,752	
September	10,315	
October	12,220	
November	14,259	
December	16,281	
January	18,173	
February	20,068	
March	22,048	
April	23,032	
May	23,057	
June	23,072	

QUALITY

	Quantity	Base Number	Contract	AT	Region	England
% of FP17s for the same patient ID Re-attending within 3 months - Children	63	878	7.2%	8.4%	10.6%	11.4%
% of FP17s for the same patient ID Re-attending within 3 months - Adults	294	1,944	15.1%	12.9%	15.2%	15.4%
% of FP17s for the same patient ID Re-attending between 3 & 9 months - Children	562	878	64.0%	63.6%	62.3%	59.8%
% of FP17s for the same patient ID Re-attending between 3 & 9 months - Adults	648	1,944	33.3%	53.6%	53.3%	52.1%
% of FP17s for Band 1 Urgent Courses	376	2,134	17.6%	8.4%	9.7%	9.2%
% of FP17s Relating to Free Repair or Replacements	15	2,134	0.7%	0.6%	0.6%	0.7%
% of FP17s Relating to Continuations	10	2,134	0.5%	0.7%	0.8%	0.8%
% of Patients satisfied with the dentistry they have received	5	5	N/A	94.5%	93.4%	93.4%
% of Patients satisfied with the time they had to wait for an appointment	4	5	N/A	86.6%	86.8%	87.6%

* This is based on patients treated on this contract for their most recent course of treatment. Figures in italics indicate the base number of FP17s or Patient Questionnaire responses are less than 100. N/A is shown where the base number of responses is less than 10 during the period. % is calculated as Quantity/Base number*100

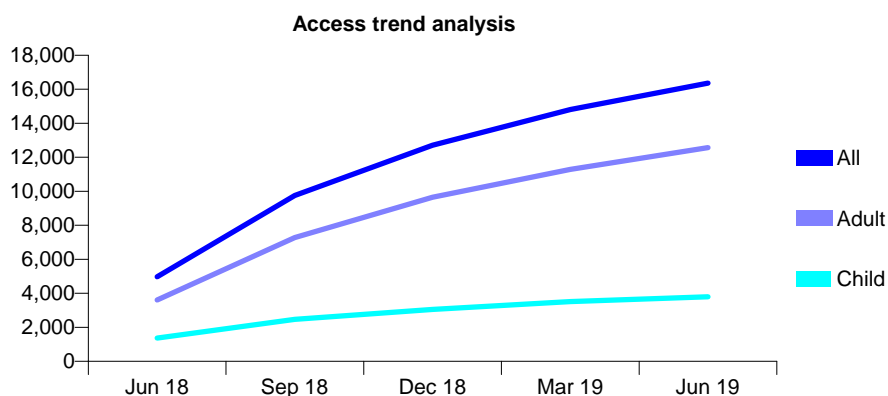
Q64 - Vital Signs At a Glance Contract Report for 100655/0000 - June 2019

Name or company name	Genix Healthcare Ltd
Contract type name	GDS Contract
Purpose of contract	General
Contract start date	01/04/2018
Contract end date	

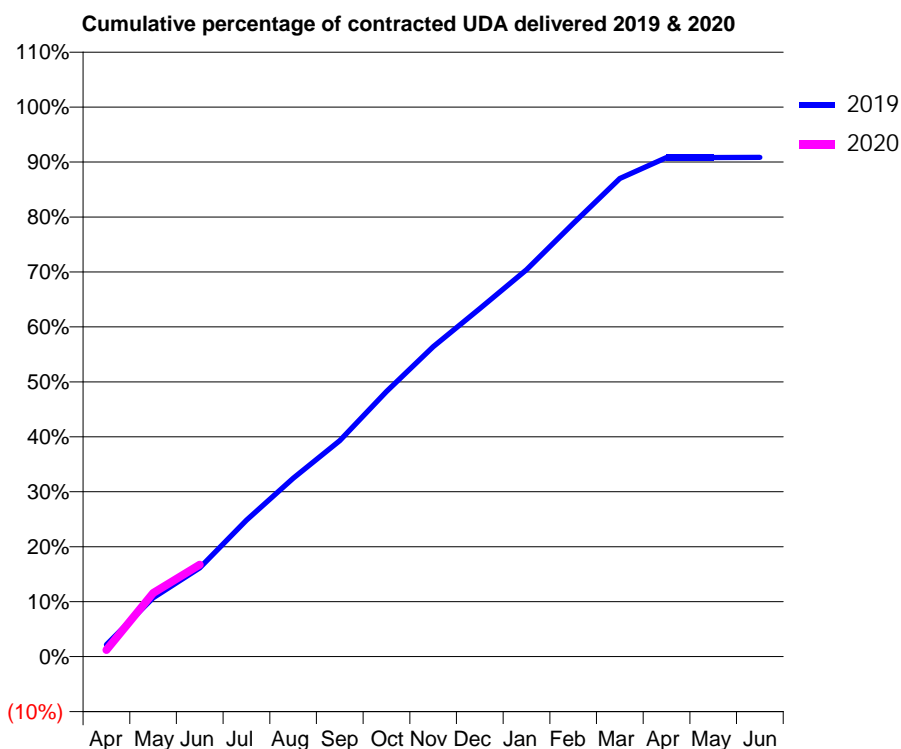
19/20 Contracted general activity (UDA)	58,000
Carry forward general activity (UDA)	0
19/20 Contracted orthodontic activity (UOA)	0
Carry forward orthodontic activity (UOA)	0
Baseline contract value	£1,483,943.34

ACCESS*

Patients seen in 24 months	Total	Change since previous quarter
Quarter ending June 2018	4,978	
Quarter ending September 2018	9,751	↑
Quarter ending December 2018	12,706	↑
Quarter ending March 2019	14,809	↑
Quarter ending June 2019	16,368	↑
Variance since June 2018	228.8%	↑



ACTIVITY



Month	Adjusted Scheduled Activity (UDA)	
	2019	2020
April	1,261	693
May	6,215	6,722
June	9,371	9,701
July	14,406	
August	18,830	
September	22,792	
October	27,987	
November	32,719	
December	36,727	
January	40,836	
February	45,722	
March	50,460	
April	52,668	
May	52,680	
June	52,685	

QUALITY

	Quantity	Base Number	Contract	AT	Region	England
% of FP17s for the same patient ID Re-attending within 3 months - Children	120	1,293	9.3%	8.4%	10.6%	11.4%
% of FP17s for the same patient ID Re-attending within 3 months - Adults	650	4,055	16.0%	12.9%	15.2%	15.4%
% of FP17s for the same patient ID Re-attending between 3 & 9 months - Children	680	1,293	52.6%	63.6%	62.3%	59.8%
% of FP17s for the same patient ID Re-attending between 3 & 9 months - Adults	1,819	4,055	44.9%	53.6%	53.3%	52.1%
% of FP17s for Band 1 Urgent Courses	656	4,459	14.7%	8.4%	9.7%	9.2%
% of FP17s Relating to Free Repair or Replacements	37	4,459	0.8%	0.6%	0.6%	0.7%
% of FP17s Relating to Continuations	16	4,459	0.4%	0.7%	0.8%	0.8%
% of Patients satisfied with the dentistry they have received	12	14	85.7%	94.5%	93.4%	93.4%
% of Patients satisfied with the time they had to wait for an appointment	14	14	100.0%	86.6%	86.8%	87.6%

* This is based on patients treated on this contract for their most recent course of treatment. Figures in italics indicate the base number of FP17s or Patient Questionnaire responses are less than 100. N/A is shown where the base number of responses is less than 10 during the period. % is calculated as Quantity/Base number*100

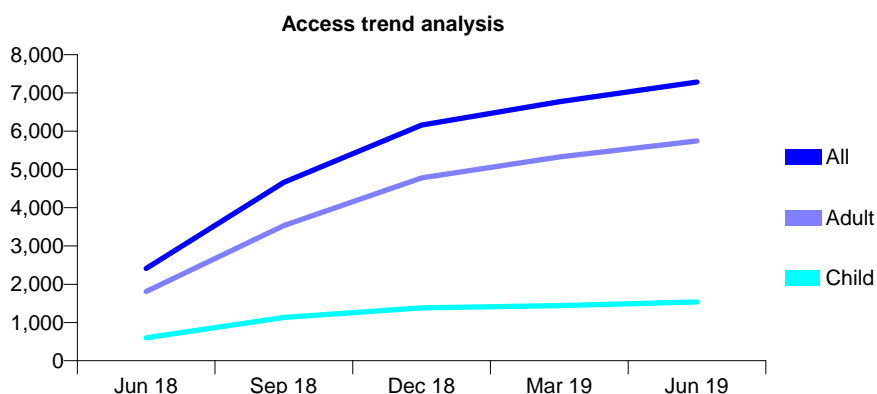
Q64 - Vital Signs At a Glance Contract Report for 100656/0000 - June 2019

Name or company name	Genix Healthcare Ltd
Contract type name	GDS Contract
Purpose of contract	General
Contract start date	01/04/2018
Contract end date	

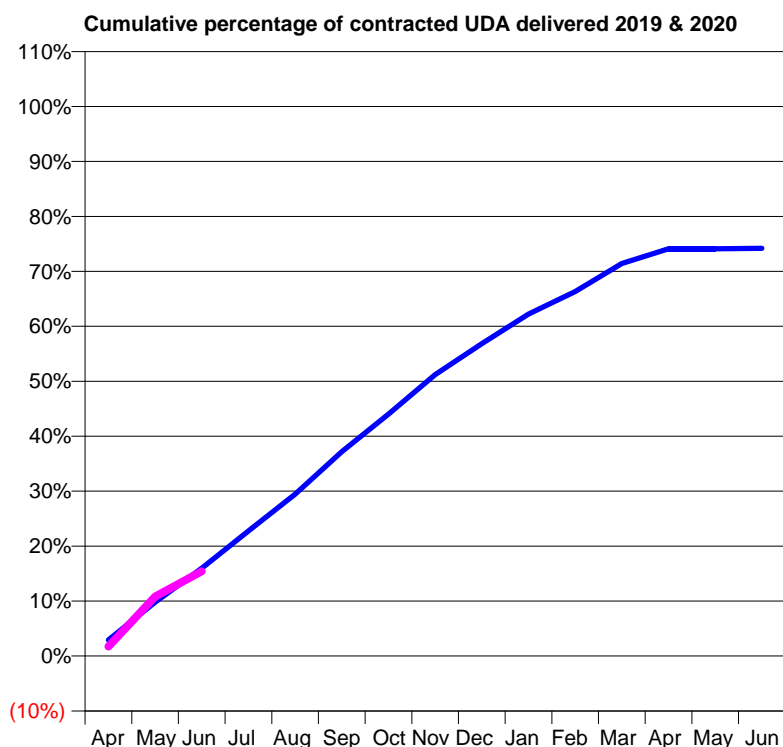
19/20 Contracted general activity (UDA)	26,000
Carry forward general activity (UDA)	0
19/20 Contracted orthodontic activity (UOA)	0
Carry forward orthodontic activity (UOA)	0
Baseline contract value	£665,215.98

ACCESS*

Patients seen in 24 months	Total	Change since previous quarter
Quarter ending June 2018	2,412	
Quarter ending September 2018	4,664	↑
Quarter ending December 2018	6,159	↑
Quarter ending March 2019	6,772	↑
Quarter ending June 2019	7,284	↑
Variance since June 2018	202.0%	↑



ACTIVITY



Month	Adjusted Scheduled Activity (UDA)	
	2019	2020
April	763	448
May	2,551	2,815
June	4,156	4,011
July	5,920	
August	7,663	
September	9,663	
October	11,439	
November	13,316	
December	14,777	
January	16,180	
February	17,250	
March	18,571	
April	19,265	
May	19,269	
June	19,289	

QUALITY

	Quantity	Base Number	Contract	AT	Region	England
% of FP17s for the same patient ID Re-attending within 3 months - Children	23	671	3.4%	8.4%	10.6%	11.4%
% of FP17s for the same patient ID Re-attending within 3 months - Adults	235	2,089	11.2%	12.9%	15.2%	15.4%
% of FP17s for the same patient ID Re-attending between 3 & 9 months - Children	452	671	67.4%	63.6%	62.3%	59.8%
% of FP17s for the same patient ID Re-attending between 3 & 9 months - Adults	992	2,089	47.5%	53.6%	53.3%	52.1%
% of FP17s for Band 1 Urgent Courses	134	2,322	5.8%	8.4%	9.7%	9.2%
% of FP17s Relating to Free Repair or Replacements	14	2,322	0.6%	0.6%	0.6%	0.7%
% of FP17s Relating to Continuations	15	2,322	0.6%	0.7%	0.8%	0.8%
% of Patients satisfied with the dentistry they have received	6	6	N/A	94.5%	93.4%	93.4%
% of Patients satisfied with the time they had to wait for an appointment	5	6	N/A	86.6%	86.8%	87.6%

* This is based on patients treated on this contract for their most recent course of treatment. Figures in italics indicate the base number of FP17s or Patient Questionnaire responses are less than 100. N/A is shown where the base number of responses is less than 10 during the period. % is calculated as Quantity/Base number*100

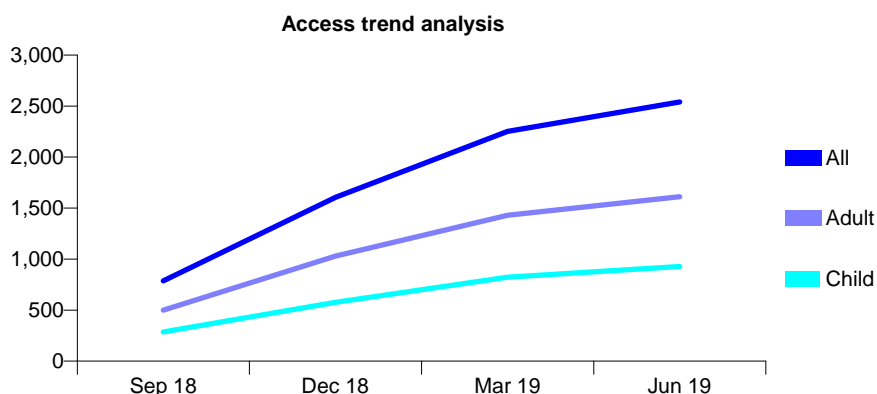
Q64 - Vital Signs At a Glance Contract Report for 100727/0000 - June 2019

Name or company name	Smilecare Swindon Limited
Contract type name	GDS Contract
Purpose of contract	General
Contract start date	01/07/2018
Contract end date	

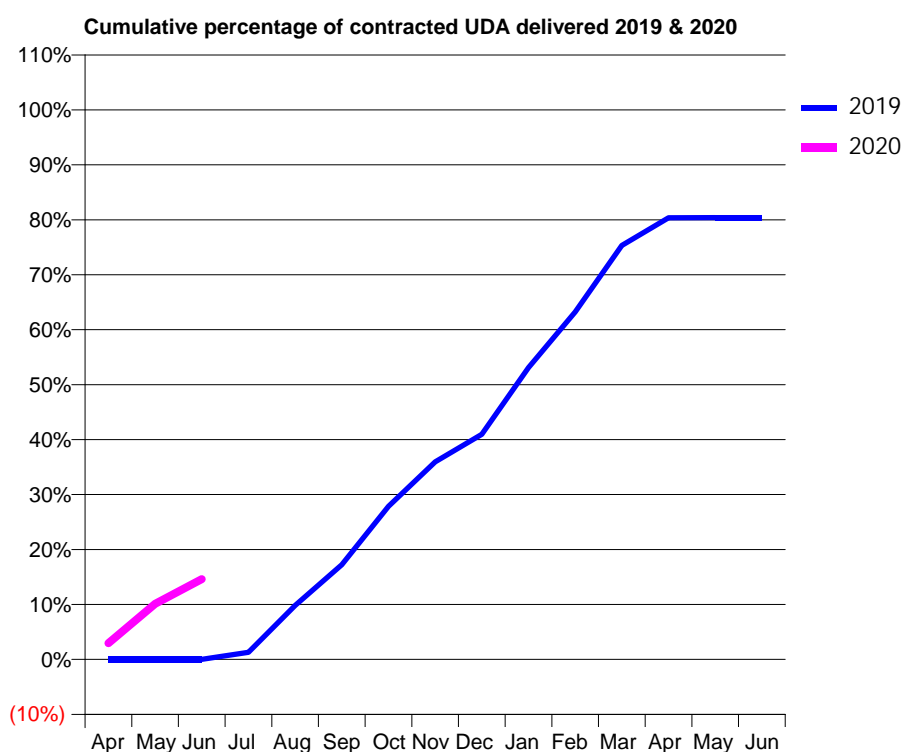
19/20 Contracted general activity (UDA)	12,500
Carry forward general activity (UDA)	0
19/20 Contracted orthodontic activity (UOA)	0
Carry forward orthodontic activity (UOA)	0
Baseline contract value	£294,230.14

ACCESS*

Patients seen in 24 months	Total	Change since previous quarter
Quarter ending June 2018	0	
Quarter ending September 2018	786	↑
Quarter ending December 2018	1,606	↑
Quarter ending March 2019	2,252	↑
Quarter ending June 2019	2,540	↑
Variance since June 2018	N/A	



ACTIVITY



Month	2019	2020
April	0	372
May	0	1,268
June	0	1,828
July	122	
August	922	
September	1,616	
October	2,612	
November	3,370	
December	3,839	
January	4,978	
February	5,929	
March	7,060	
April	7,535	
May	7,536	
June	7,536	

QUALITY

	Quantity	Base Number	Contract	AT	Region	England
% of FP17s for the same patient ID Re-attending within 3 months - Children	34	334	10.2%	8.4%	10.6%	11.4%
% of FP17s for the same patient ID Re-attending within 3 months - Adults	181	636	28.5%	12.9%	15.2%	15.4%
% of FP17s for the same patient ID Re-attending between 3 & 9 months - Children	177	334	53.0%	63.6%	62.3%	59.8%
% of FP17s for the same patient ID Re-attending between 3 & 9 months - Adults	238	636	37.4%	53.6%	53.3%	52.1%
% of FP17s for Band 1 Urgent Courses	144	797	18.1%	8.4%	9.7%	9.2%
% of FP17s Relating to Free Repair or Replacements	8	797	1.0%	0.6%	0.6%	0.7%
% of FP17s Relating to Continuations	7	797	0.9%	0.7%	0.8%	0.8%
% of Patients satisfied with the dentistry they have received	3	3	N/A	94.5%	93.4%	93.4%
% of Patients satisfied with the time they had to wait for an appointment	2	3	N/A	86.6%	86.8%	87.6%

* This is based on patients treated on this contract for their most recent course of treatment. Figures in italics indicate the base number of FP17s or Patient Questionnaire responses are less than 100. N/A is shown where the base number of responses is less than 10 during the period. % is calculated as Quantity/Base number*100

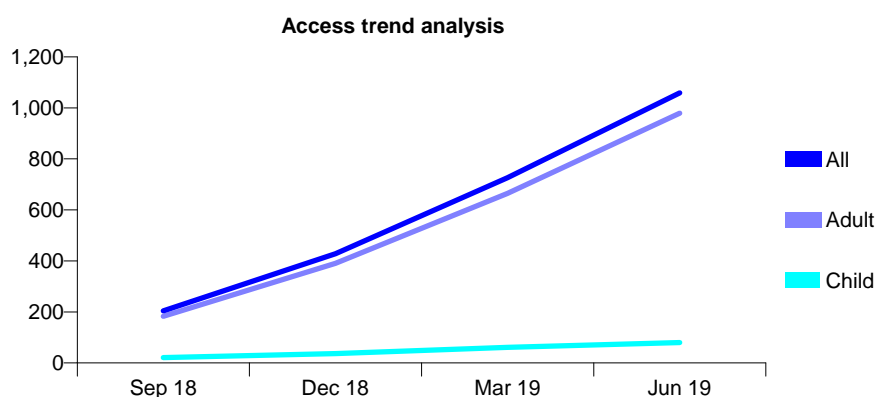
Q64 - Vital Signs At a Glance Contract Report for 100845/0000 - June 2019

Name or company name	Wiltshire & Swindon OOH Dental Service
Contract type name	PDS Contract
Purpose of contract	General
Contract start date	01/05/2018
Contract end date	30/04/2023

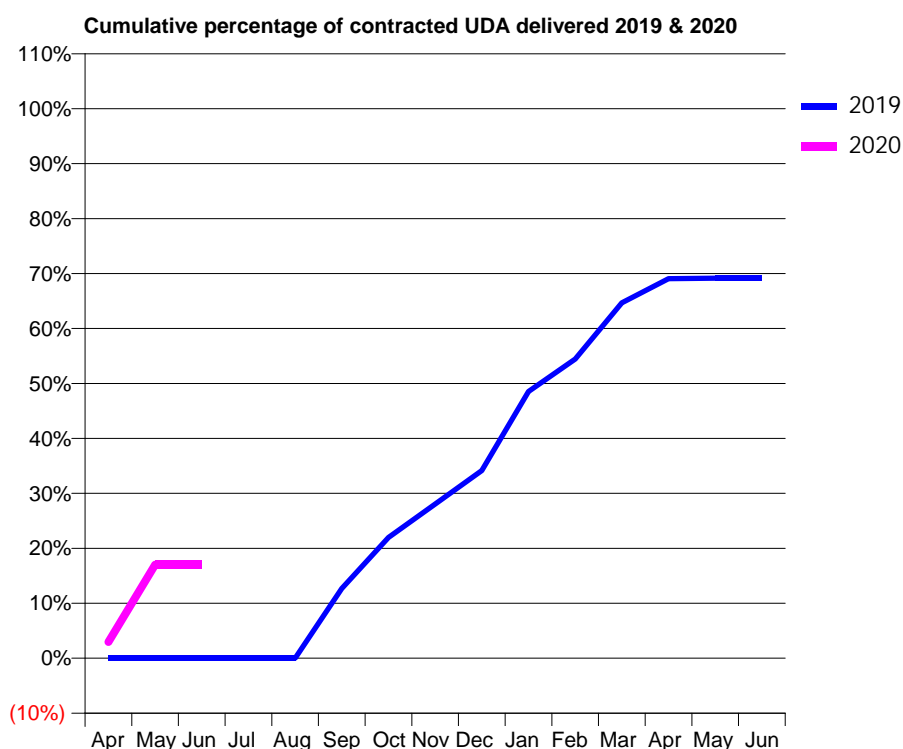
19/20 Contracted general activity (UDA)	3,138
Carry forward general activity (UDA)	0
19/20 Contracted orthodontic activity (UOA)	0
Carry forward orthodontic activity (UOA)	0
Baseline contract value	£255,695.72

ACCESS*

Patients seen in 24 months	Total	Change since previous quarter
Quarter ending June 2018	0	
Quarter ending September 2018	204	↑
Quarter ending December 2018	428	↑
Quarter ending March 2019	726	↑
Quarter ending June 2019	1,059	↑
Variance since June 2018	N/A	



ACTIVITY



Month	2019	2020
April	0	94
May	0	534
June	0	534
July	0	
August	0	
September	365	
October	632	
November	808	
December	983	
January	1,397	
February	1,566	
March	1,860	
April	1,987	
May	1,989	
June	1,989	

QUALITY

	Quantity	Base Number	Contract	AT	Region	England
% of FP17s for the same patient ID Re-attending within 3 months - Children	1	50	2.0%	8.4%	10.6%	11.4%
% of FP17s for the same patient ID Re-attending within 3 months - Adults	7	501	1.4%	12.9%	15.2%	15.4%
% of FP17s for the same patient ID Re-attending between 3 & 9 months - Children	0	50	0.0%	63.6%	62.3%	59.8%
% of FP17s for the same patient ID Re-attending between 3 & 9 months - Adults	8	501	1.6%	53.6%	53.3%	52.1%
% of FP17s for Band 1 Urgent Courses	445	445	100.0%	8.4%	9.7%	9.2%
% of FP17s Relating to Free Repair or Replacements	0	445	0.0%	0.6%	0.6%	0.7%
% of FP17s Relating to Continuations	0	445	0.0%	0.7%	0.8%	0.8%
% of Patients satisfied with the dentistry they have received	1	1	N/A	94.5%	93.4%	93.4%
% of Patients satisfied with the time they had to wait for an appointment	1	1	N/A	86.6%	86.8%	87.6%

* This is based on patients treated on this contract for their most recent course of treatment.

Figures in italics indicate the base number of FP17s or Patient Questionnaire responses are less than 100. N/A is shown where the base number of responses is less than 10 during the period. % is calculated as Quantity/Base number*100

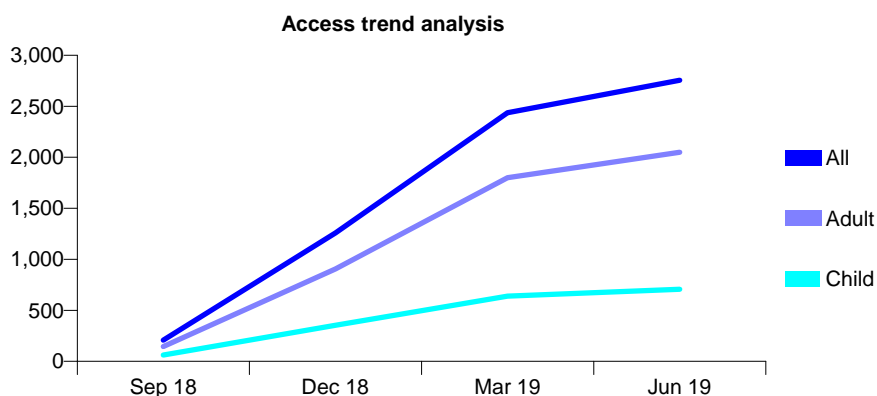
Q64 - Vital Signs At a Glance Contract Report for 100856/0000 - June 2019

Name or company name	Melksham Bank Street Dental Practice
Contract type name	GDS Contract
Purpose of contract	General
Contract start date	01/08/2018
Contract end date	

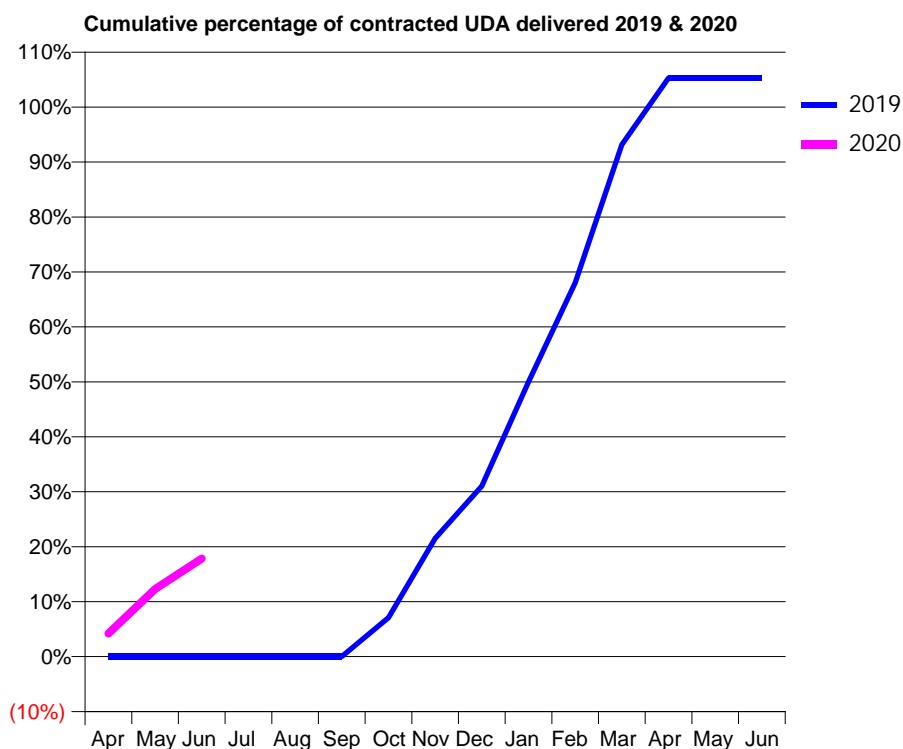
19/20 Contracted general activity (UDA)	8,000
Carry forward general activity (UDA)	0
19/20 Contracted orthodontic activity (UOA)	0
Carry forward orthodontic activity (UOA)	0
Baseline contract value	£215,805.21

ACCESS*

Patients seen in 24 months	Total	Change since previous quarter
Quarter ending June 2018	0	
Quarter ending September 2018	208	↑
Quarter ending December 2018	1,259	↑
Quarter ending March 2019	2,437	↑
Quarter ending June 2019	2,755	↑
Variance since June 2018	N/A	



ACTIVITY



Month	Adjusted Scheduled Activity (UDA)	
	2019	2020
April	0	338
May	0	985
June	0	1,427
July	0	
August	0	
September	0	
October	378	
November	1,149	
December	1,655	
January	2,667	
February	3,628	
March	4,967	
April	5,614	
May	5,614	
June	5,614	

QUALITY

	Quantity	Base Number	Contract	AT	Region	England
% of FP17s for the same patient ID Re-attending within 3 months - Children	12	250	4.8%	8.4%	10.6%	11.4%
% of FP17s for the same patient ID Re-attending within 3 months - Adults	127	792	16.0%	12.9%	15.2%	15.4%
% of FP17s for the same patient ID Re-attending between 3 & 9 months - Children	131	250	52.4%	63.6%	62.3%	59.8%
% of FP17s for the same patient ID Re-attending between 3 & 9 months - Adults	365	792	46.1%	53.6%	53.3%	52.1%
% of FP17s for Band 1 Urgent Courses	111	842	13.2%	8.4%	9.7%	9.2%
% of FP17s Relating to Free Repair or Replacements	1	842	0.1%	0.6%	0.6%	0.7%
% of FP17s Relating to Continuations	2	842	0.2%	0.7%	0.8%	0.8%
% of Patients satisfied with the dentistry they have received	9	9	N/A	94.5%	93.4%	93.4%
% of Patients satisfied with the time they had to wait for an appointment	8	9	N/A	86.6%	86.8%	87.6%

* This is based on patients treated on this contract for their most recent course of treatment. Figures in italics indicate the base number of FP17s or Patient Questionnaire responses are less than 100. N/A is shown where the base number of responses is less than 10 during the period. % is calculated as Quantity/Base number*100


Q64 - Vital Signs At a Glance Contract Report for 101181/0000 - June 2019

Name or company name	OASIS DENTAL CARE LTD
Contract type name	GDS Contract
Purpose of contract	General
Contract start date	01/04/2019
Contract end date	

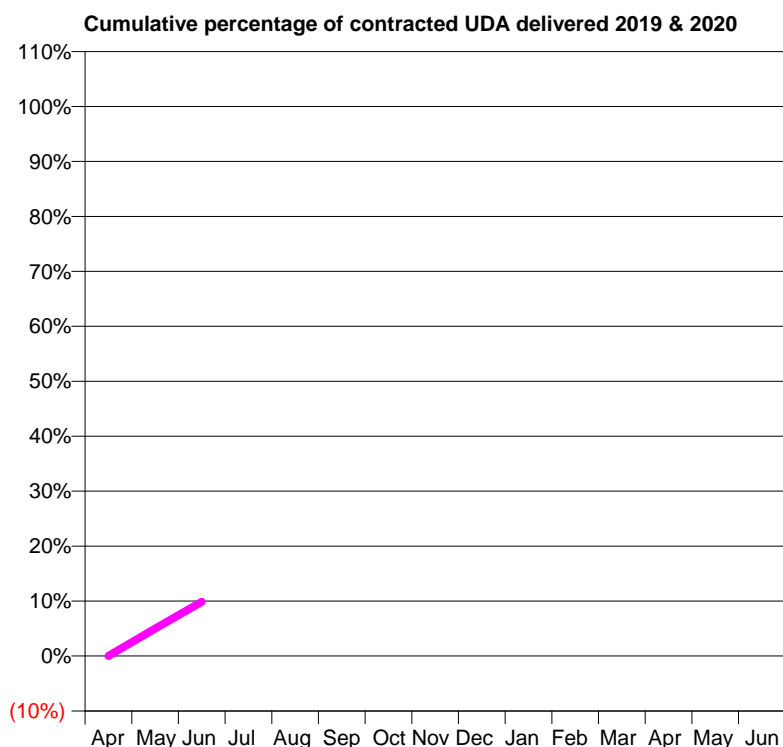
19/20 Contracted general activity (UDA)	3,915
Carry forward general activity (UDA)	0
19/20 Contracted orthodontic activity (UOA)	0
Carry forward orthodontic activity (UOA)	0
Baseline contract value	£93,080.14

ACCESS*

Patients seen in 24 months	Total	Change since previous quarter
Quarter ending June 2018	0	
Quarter ending September 2018	0	
Quarter ending December 2018	0	
Quarter ending March 2019	0	
Quarter ending June 2019	338	↑
Variance since June 2018	N/A	



ACTIVITY



Month	Adjusted Scheduled Activity (UDA)	
	2019	2020
April	0	0
May	0	196
June	0	386
July	0	
August	0	
September	0	
October	0	
November	0	
December	0	
January	0	
February	0	
March	0	
April	0	
May	0	
June	0	

QUALITY

	Quantity	Base Number	Contract	AT	Region	England
% of FP17s for the same patient ID Re-attending within 3 months - Children	2	192	1.0%	8.4%	10.6%	11.4%
% of FP17s for the same patient ID Re-attending within 3 months - Adults	2	76	2.6%	12.9%	15.2%	15.4%
% of FP17s for the same patient ID Re-attending between 3 & 9 months - Children	0	192	0.0%	63.6%	62.3%	59.8%
% of FP17s for the same patient ID Re-attending between 3 & 9 months - Adults	0	76	0.0%	53.6%	53.3%	52.1%
% of FP17s for Band 1 Urgent Courses	26	268	9.7%	8.4%	9.7%	9.2%
% of FP17s Relating to Free Repair or Replacements	3	268	1.1%	0.6%	0.6%	0.7%
% of FP17s Relating to Continuations	1	268	0.4%	0.7%	0.8%	0.8%
% of Patients satisfied with the dentistry they have received	0	0	N/A	94.5%	93.4%	93.4%
% of Patients satisfied with the time they had to wait for an appointment	0	0	N/A	86.6%	86.8%	87.6%

* This is based on patients treated on this contract for their most recent course of treatment. Figures in italics indicate the base number of FP17s or Patient Questionnaire responses are less than 100. N/A is shown where the base number of responses is less than 10 during the period. % is calculated as Quantity/Base number*100

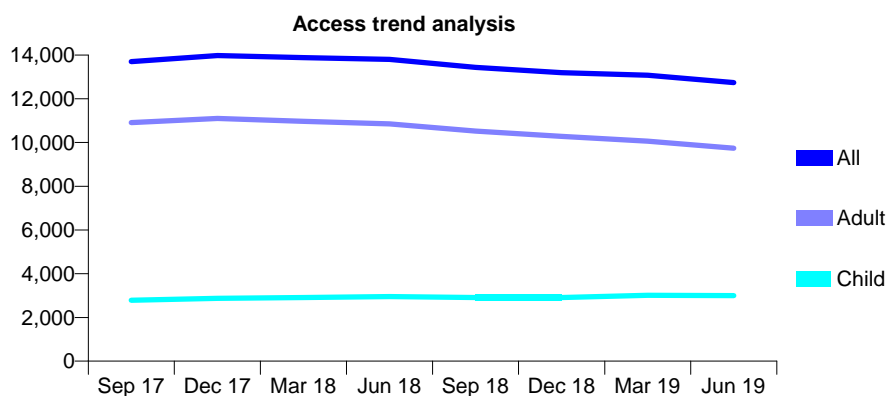
Q64 - Vital Signs At a Glance Contract Report for 101192/0008 - June 2019

Name or company name	Community Dental Centres Ltd
Contract type name	GDS Contract
Purpose of contract	General
Contract start date	01/04/2006
Contract end date	

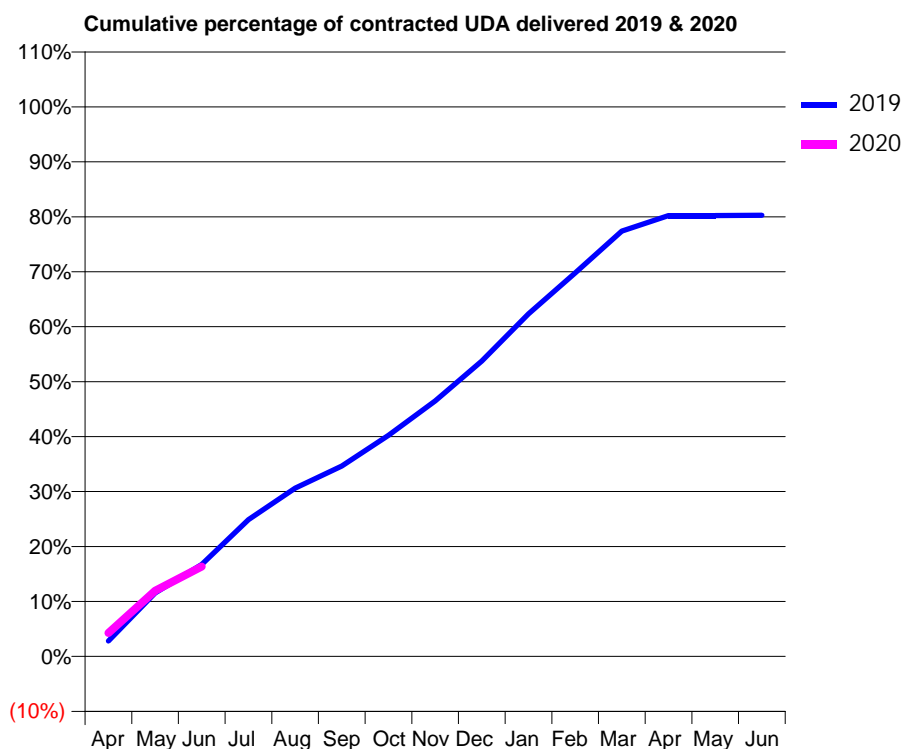
19/20 Contracted general activity (UDA)	35,500
Carry forward general activity (UDA)	0
19/20 Contracted orthodontic activity (UOA)	0
Carry forward orthodontic activity (UOA)	0
Baseline contract value	£869,556.79

ACCESS*

Patients seen in 24 months	Total	Change since previous quarter
Quarter ending June 2018	13,804	
Quarter ending September 2018	13,433	↓
Quarter ending December 2018	13,191	↓
Quarter ending March 2019	13,077	→
Quarter ending June 2019	12,739	↓
Variance since June 2018	(7.7%)	↓



ACTIVITY



Month	Adjusted Scheduled Activity (UDA)	
	2019	2020
April	992	1,520
May	4,104	4,243
June	5,936	5,814
July	8,838	
August	10,874	
September	12,298	
October	14,286	
November	16,506	
December	19,074	
January	22,123	
February	24,772	
March	27,479	
April	28,476	
May	28,479	
June	28,498	

QUALITY

	Quantity	Base Number	Contract	AT	Region	England
% of FP17s for the same patient ID Re-attending within 3 months - Children	45	969	4.6%	8.4%	10.6%	11.4%
% of FP17s for the same patient ID Re-attending within 3 months - Adults	231	2,462	9.4%	12.9%	15.2%	15.4%
% of FP17s for the same patient ID Re-attending between 3 & 9 months - Children	544	969	56.1%	63.6%	62.3%	59.8%
% of FP17s for the same patient ID Re-attending between 3 & 9 months - Adults	1,314	2,462	53.4%	53.6%	53.3%	52.1%
% of FP17s for Band 1 Urgent Courses	237	2,961	8.0%	8.4%	9.7%	9.2%
% of FP17s Relating to Free Repair or Replacements	20	2,961	0.7%	0.6%	0.6%	0.7%
% of FP17s Relating to Continuations	8	2,961	0.3%	0.7%	0.8%	0.8%
% of Patients satisfied with the dentistry they have received	9	10	90.0%	94.5%	93.4%	93.4%
% of Patients satisfied with the time they had to wait for an appointment	9	10	90.0%	86.6%	86.8%	87.6%

* This is based on patients treated on this contract for their most recent course of treatment. Figures in italics indicate the base number of FP17s or Patient Questionnaire responses are less than 100. N/A is shown where the base number of responses is less than 10 during the period. % is calculated as Quantity/Base number*100

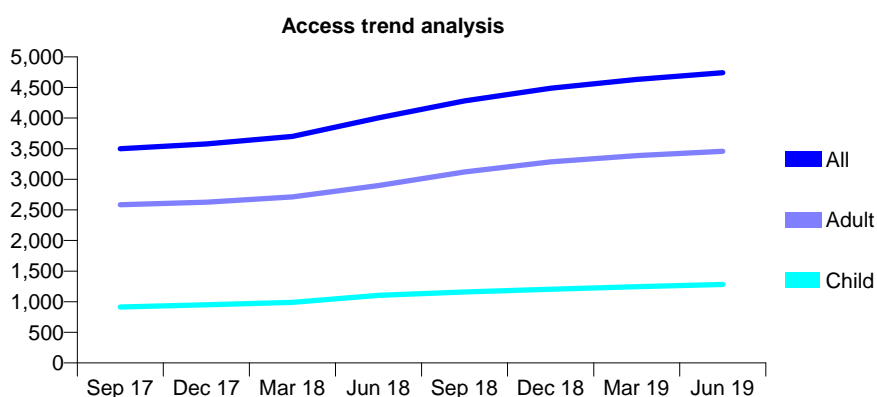
Q64 - Vital Signs At a Glance Contract Report for 101192/0010 - June 2019

Name or company name	Community Dental Centres Ltd
Contract type name	GDS Contract
Purpose of contract	General
Contract start date	01/11/2008
Contract end date	

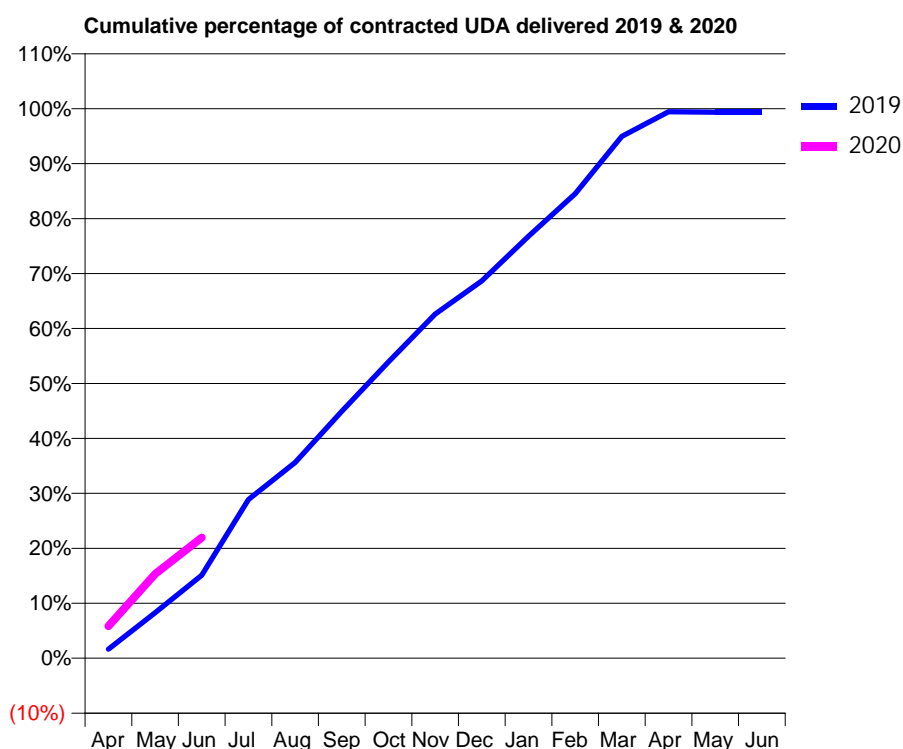
19/20 Contracted general activity (UDA)	14,570
Carry forward general activity (UDA)	0
19/20 Contracted orthodontic activity (UOA)	0
Carry forward orthodontic activity (UOA)	0
Baseline contract value	£354,436.58

ACCESS*

Patients seen in 24 months	Total	Change since previous quarter
Quarter ending June 2018	4,004	
Quarter ending September 2018	4,281	↑
Quarter ending December 2018	4,488	↑
Quarter ending March 2019	4,631	↑
Quarter ending June 2019	4,742	↑
Variance since June 2018	18.4%	↑



ACTIVITY



Month	2019	2020
April	247	849
May	1,242	2,232
June	2,264	3,197
July	4,324	
August	5,340	
September	6,732	
October	8,077	
November	9,383	
December	10,289	
January	11,501	
February	12,666	
March	14,226	
April	14,899	
May	14,887	
June	14,888	

QUALITY

	Quantity	Base Number	Contract	AT	Region	England
% of FP17s for the same patient ID Re-attending within 3 months - Children	14	446	3.1%	8.4%	10.6%	11.4%
% of FP17s for the same patient ID Re-attending within 3 months - Adults	117	1,133	10.3%	12.9%	15.2%	15.4%
% of FP17s for the same patient ID Re-attending between 3 & 9 months - Children	259	446	58.1%	63.6%	62.3%	59.8%
% of FP17s for the same patient ID Re-attending between 3 & 9 months - Adults	555	1,133	49.0%	53.6%	53.3%	52.1%
% of FP17s for Band 1 Urgent Courses	99	1,336	7.4%	8.4%	9.7%	9.2%
% of FP17s Relating to Free Repair or Replacements	5	1,336	0.4%	0.6%	0.6%	0.7%
% of FP17s Relating to Continuations	7	1,336	0.5%	0.7%	0.8%	0.8%
% of Patients satisfied with the dentistry they have received	3	3	N/A	94.5%	93.4%	93.4%
% of Patients satisfied with the time they had to wait for an appointment	2	3	N/A	86.6%	86.8%	87.6%

* This is based on patients treated on this contract for their most recent course of treatment.

Figures in italics indicate the base number of FP17s or Patient Questionnaire responses are less than 100. N/A is shown where the base number of responses is less than 10 during the period. % is calculated as Quantity/Base number*100

Q64 - Vital Signs At a Glance Contract Report for 101200/0000 - June 2019


Name or company name	Dumbledore Dental Care Ltd
Contract type name	PDS Contract
Purpose of contract	General
Contract start date	13/05/2019
Contract end date	12/05/2023

19/20 Contracted general activity (UDA)	8,900
Carry forward general activity (UDA)	0
19/20 Contracted orthodontic activity (UOA)	0
Carry forward orthodontic activity (UOA)	0
Baseline contract value	£210,040.00

ACCESS*

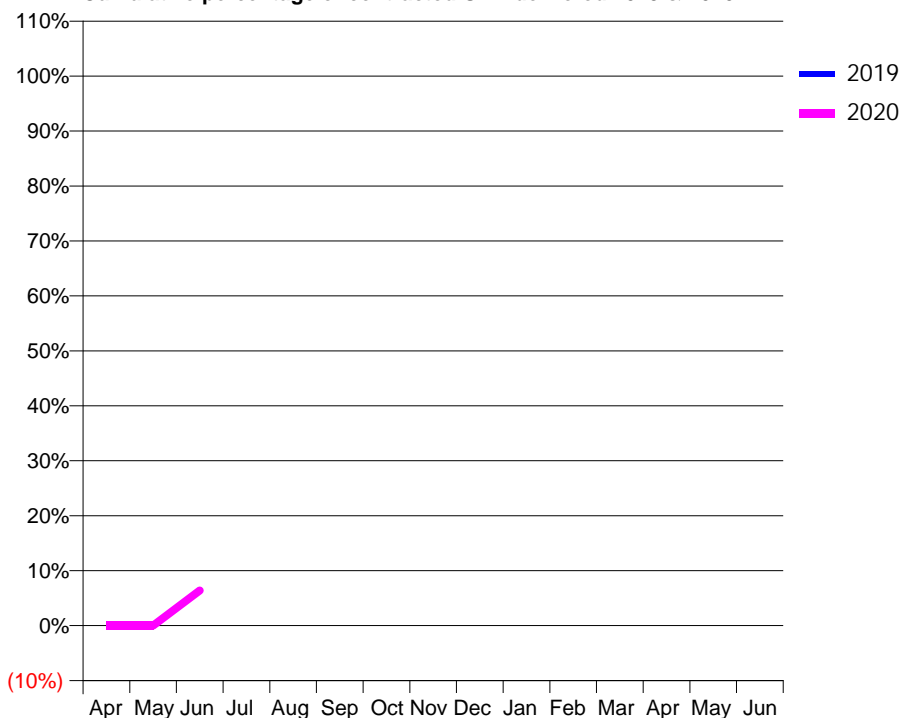
Patients seen in 24 months	Total	Change since previous quarter
Quarter ending June 2018	0	
Quarter ending September 2018	0	
Quarter ending December 2018	0	
Quarter ending March 2019	0	
Quarter ending June 2019	798	↑
Variance since June 2018	N/A	

Access trend analysis



ACTIVITY

Cumulative percentage of contracted UDA delivered 2019 & 2020



Month	Adjusted Scheduled Activity (UDA)	
	2019	2020
April	0	0
May	0	0
June	0	569
July	0	
August	0	
September	0	
October	0	
November	0	
December	0	
January	0	
February	0	
March	0	
April	0	
May	0	
June	0	

QUALITY

	Quantity	Base Number	Contract	AT	Region	England
% of FP17s for the same patient ID Re-attending within 3 months - Children	0	71	0.0%	8.4%	10.6%	11.4%
% of FP17s for the same patient ID Re-attending within 3 months - Adults	2	260	0.8%	12.9%	15.2%	15.4%
% of FP17s for the same patient ID Re-attending between 3 & 9 months - Children	0	71	0.0%	63.6%	62.3%	59.8%
% of FP17s for the same patient ID Re-attending between 3 & 9 months - Adults	0	260	0.0%	53.6%	53.3%	52.1%
% of FP17s for Band 1 Urgent Courses	14	331	4.2%	8.4%	9.7%	9.2%
% of FP17s Relating to Free Repair or Replacements	0	331	0.0%	0.6%	0.6%	0.7%
% of FP17s Relating to Continuations	0	331	0.0%	0.7%	0.8%	0.8%
% of Patients satisfied with the dentistry they have received	1	1	N/A	94.5%	93.4%	93.4%
% of Patients satisfied with the time they had to wait for an appointment	1	1	N/A	86.6%	86.8%	87.6%

* This is based on patients treated on this contract for their most recent course of treatment. Figures in italics indicate the base number of FP17s or Patient Questionnaire responses are less than 100. N/A is shown where the base number of responses is less than 10 during the period. % is calculated as Quantity/Base number*100

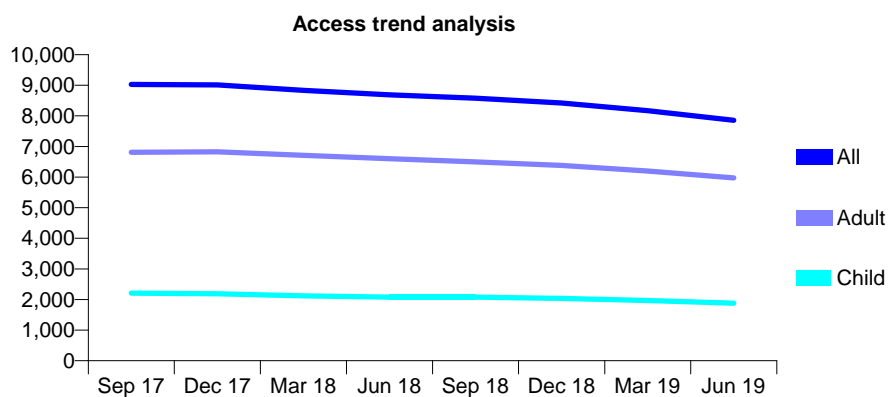
Q64 - Vital Signs At a Glance Contract Report for 101281/0022 - June 2019

Name or company name	OASIS DENTAL CARE LTD
Contract type name	PDS Contract
Purpose of contract	General
Contract start date	01/04/2006
Contract end date	17/05/2020

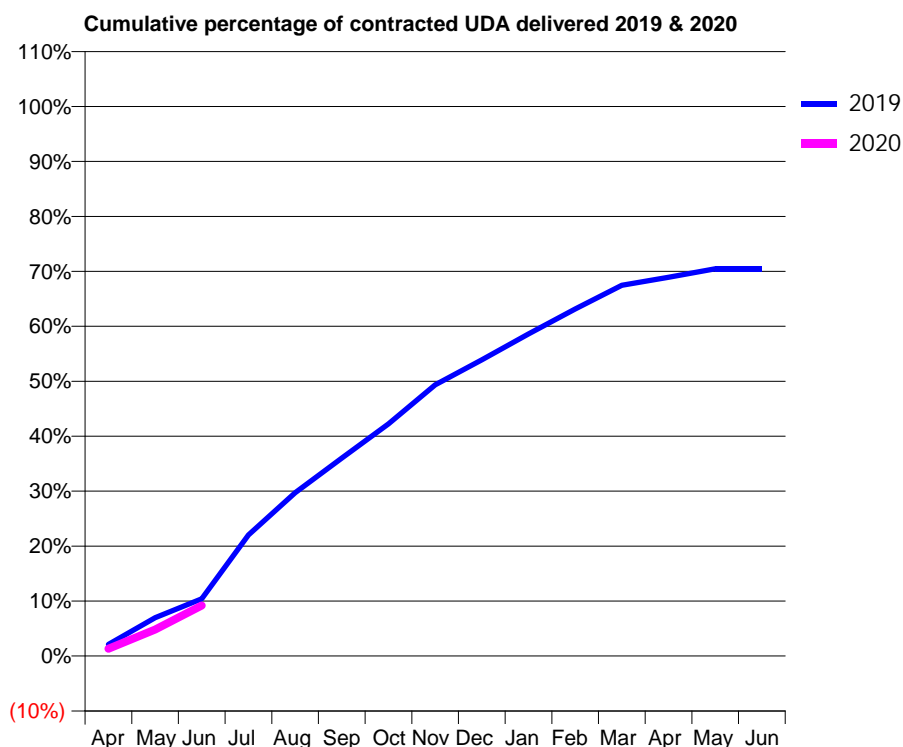
19/20 Contracted general activity (UDA)	26,000
Carry forward general activity (UDA)	0
19/20 Contracted orthodontic activity (UOA)	0
Carry forward orthodontic activity (UOA)	0
Baseline contract value	£621,821.60

ACCESS*

Patients seen in 24 months	Total	Change since previous quarter
Quarter ending June 2018	8,686	
Quarter ending September 2018	8,576	↓
Quarter ending December 2018	8,420	↓
Quarter ending March 2019	8,166	↓
Quarter ending June 2019	7,859	↓
Variance since June 2018	(9.5%)	↓



ACTIVITY



Month	Adjusted Scheduled Activity (UDA)	
	2019	2020
April	553	346
May	1,816	1,253
June	2,713	2,387
July	5,734	
August	7,724	
September	9,364	
October	10,983	
November	12,829	
December	14,013	
January	15,243	
February	16,419	
March	17,545	
April	17,921	
May	18,320	
June	18,320	

QUALITY

	Quantity	Base Number	Contract	AT	Region	England
% of FP17s for the same patient ID Re-attending within 3 months - Children	26	394	6.6%	8.4%	10.6%	11.4%
% of FP17s for the same patient ID Re-attending within 3 months - Adults	147	1,149	12.8%	12.9%	15.2%	15.4%
% of FP17s for the same patient ID Re-attending between 3 & 9 months - Children	221	394	56.1%	63.6%	62.3%	59.8%
% of FP17s for the same patient ID Re-attending between 3 & 9 months - Adults	591	1,149	51.4%	53.6%	53.3%	52.1%
% of FP17s for Band 1 Urgent Courses	248	1,366	18.2%	8.4%	9.7%	9.2%
% of FP17s Relating to Free Repair or Replacements	2	1,366	0.1%	0.6%	0.6%	0.7%
% of FP17s Relating to Continuations	8	1,366	0.6%	0.7%	0.8%	0.8%
% of Patients satisfied with the dentistry they have received	5	6	N/A	94.5%	93.4%	93.4%
% of Patients satisfied with the time they had to wait for an appointment	6	6	N/A	86.6%	86.8%	87.6%

* This is based on patients treated on this contract for their most recent course of treatment. Figures in italics indicate the base number of FP17s or Patient Questionnaire responses are less than 100. N/A is shown where the base number of responses is less than 10 during the period. % is calculated as Quantity/Base number*100

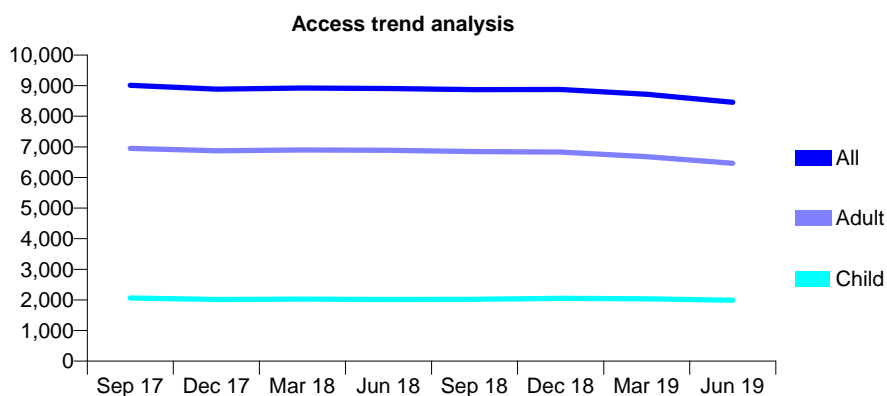
Q64 - Vital Signs At a Glance Contract Report for 101281/0188 - June 2019

Name or company name	OASIS DENTAL CARE LTD
Contract type name	GDS Contract
Purpose of contract	General
Contract start date	23/10/2008
Contract end date	

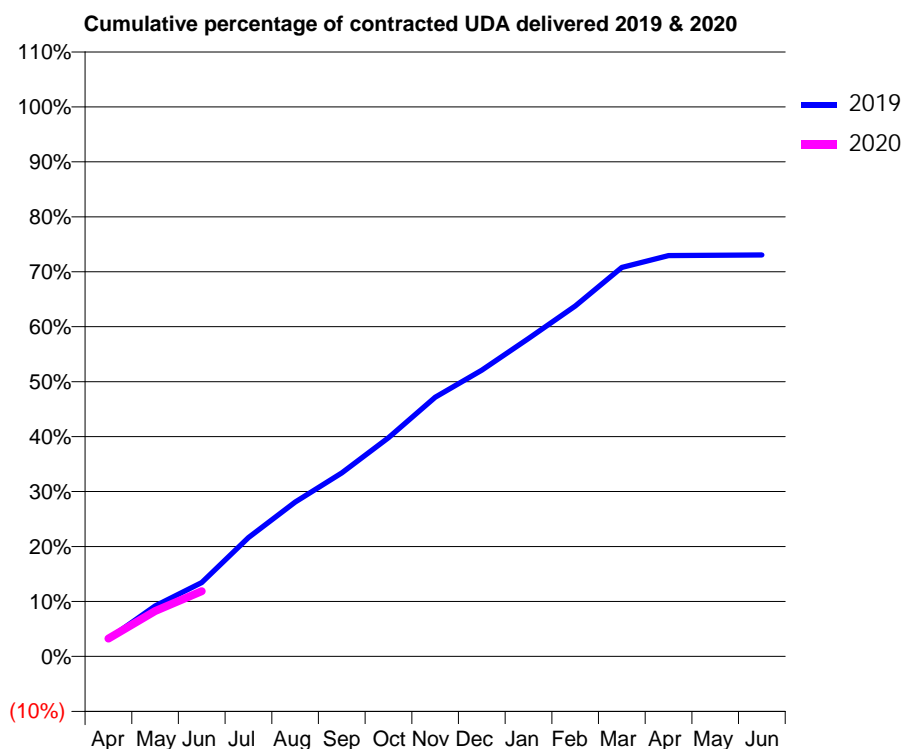
19/20 Contracted general activity (UDA)	32,000
Carry forward general activity (UDA)	0
19/20 Contracted orthodontic activity (UOA)	0
Carry forward orthodontic activity (UOA)	0
Baseline contract value	£772,976.94

ACCESS*

Patients seen in 24 months	Total	Change since previous quarter
Quarter ending June 2018	8,908	
Quarter ending September 2018	8,870	→
Quarter ending December 2018	8,878	→
Quarter ending March 2019	8,715	↓
Quarter ending June 2019	8,454	↓
Variance since June 2018	(5.1%)	↓



ACTIVITY



Month	2019	2020
April	1,023	1,033
May	2,938	2,644
June	4,297	3,803
July	6,923	
August	8,985	
September	10,684	
October	12,742	
November	15,095	
December	16,668	
January	18,520	
February	20,405	
March	22,651	
April	23,337	
May	23,365	
June	23,375	

QUALITY

	Quantity	Base Number	Contract	AT	Region	England
% of FP17s for the same patient ID Re-attending within 3 months - Children	44	639	6.9%	8.4%	10.6%	11.4%
% of FP17s for the same patient ID Re-attending within 3 months - Adults	289	2,119	13.6%	12.9%	15.2%	15.4%
% of FP17s for the same patient ID Re-attending between 3 & 9 months - Children	432	639	67.6%	63.6%	62.3%	59.8%
% of FP17s for the same patient ID Re-attending between 3 & 9 months - Adults	1,402	2,119	66.2%	53.6%	53.3%	52.1%
% of FP17s for Band 1 Urgent Courses	238	2,384	10.0%	8.4%	9.7%	9.2%
% of FP17s Relating to Free Repair or Replacements	23	2,384	1.0%	0.6%	0.6%	0.7%
% of FP17s Relating to Continuations	8	2,384	0.3%	0.7%	0.8%	0.8%
% of Patients satisfied with the dentistry they have received	5	6	N/A	94.5%	93.4%	93.4%
% of Patients satisfied with the time they had to wait for an appointment	3	6	N/A	86.6%	86.8%	87.6%

* This is based on patients treated on this contract for their most recent course of treatment. Figures in italics indicate the base number of FP17s or Patient Questionnaire responses are less than 100. N/A is shown where the base number of responses is less than 10 during the period. % is calculated as Quantity/Base number*100

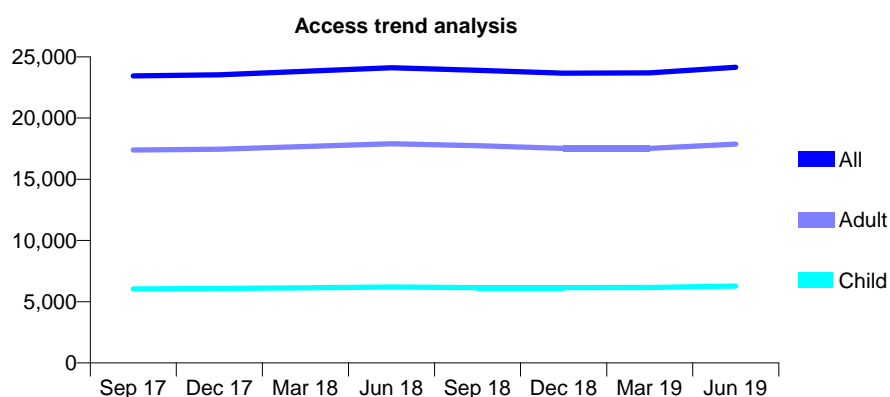
Q64 - Vital Signs At a Glance Contract Report for 101338/0028 - June 2019

Name or company name	Whitecross Dental Care Limited
Contract type name	GDS Contract
Purpose of contract	General
Contract start date	01/04/2006
Contract end date	

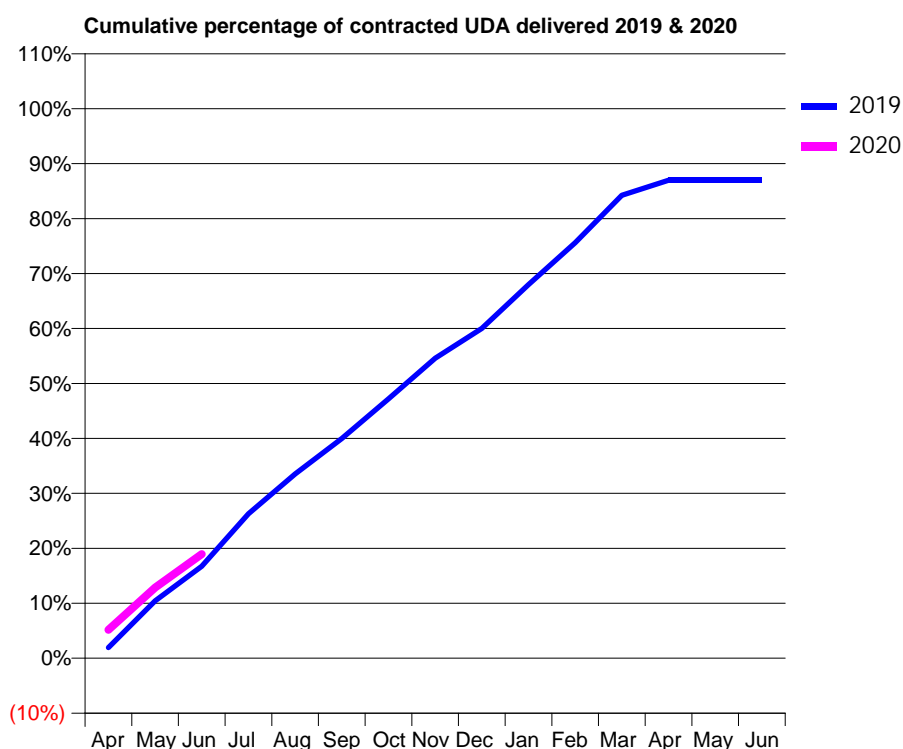
19/20 Contracted general activity (UDA)	64,500
Carry forward general activity (UDA)	0
19/20 Contracted orthodontic activity (UOA)	0
Carry forward orthodontic activity (UOA)	0
Baseline contract value	£1,531,905.73

ACCESS*

Patients seen in 24 months	Total	Change since previous quarter
Quarter ending June 2018	24,110	
Quarter ending September 2018	23,902	→
Quarter ending December 2018	23,670	→
Quarter ending March 2019	23,684	→
Quarter ending June 2019	24,155	→
Variance since June 2018	0.2%	→



ACTIVITY



Month	2019	2020
April	1,265	3,345
May	6,737	8,311
June	10,795	12,216
July	16,957	
August	21,626	
September	25,783	
October	30,435	
November	35,202	
December	38,695	
January	43,849	
February	48,771	
March	54,340	
April	56,083	
May	56,102	
June	56,102	

QUALITY

	Quantity	Base Number	Contract	AT	Region	England
% of FP17s for the same patient ID Re-attending within 3 months - Children	76	1,984	3.8%	8.4%	10.6%	11.4%
% of FP17s for the same patient ID Re-attending within 3 months - Adults	420	4,526	9.3%	12.9%	15.2%	15.4%
% of FP17s for the same patient ID Re-attending between 3 & 9 months - Children	1,167	1,984	58.8%	63.6%	62.3%	59.8%
% of FP17s for the same patient ID Re-attending between 3 & 9 months - Adults	1,872	4,526	41.4%	53.6%	53.3%	52.1%
% of FP17s for Band 1 Urgent Courses	290	5,741	5.1%	8.4%	9.7%	9.2%
% of FP17s Relating to Free Repair or Replacements	24	5,741	0.4%	0.6%	0.6%	0.7%
% of FP17s Relating to Continuations	42	5,741	0.7%	0.7%	0.8%	0.8%
% of Patients satisfied with the dentistry they have received	14	16	87.5%	94.5%	93.4%	93.4%
% of Patients satisfied with the time they had to wait for an appointment	15	16	93.8%	86.6%	86.8%	87.6%

* This is based on patients treated on this contract for their most recent course of treatment.

Figures in italics indicate the base number of FP17s or Patient Questionnaire responses are less than 100. N/A is shown where the base number of responses is less than 10 during the period. % is calculated as Quantity/Base number*100

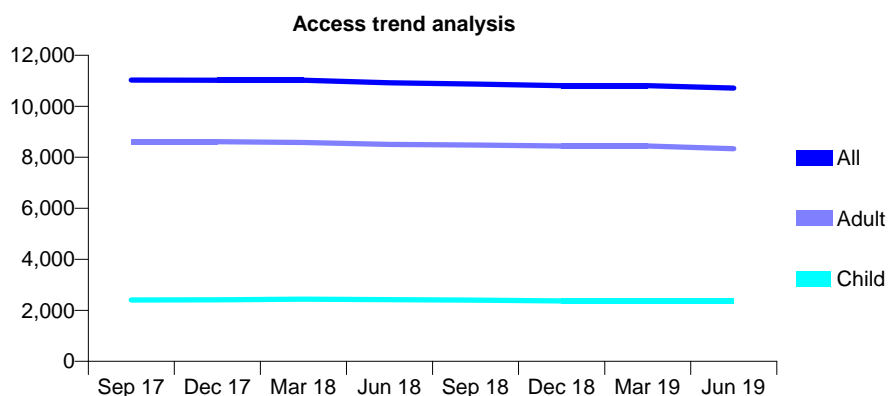
Q64 - Vital Signs At a Glance Contract Report for 101338/0031 - June 2019

Name or company name	Whitecross Dental Care Limited
Contract type name	GDS Contract
Purpose of contract	General
Contract start date	01/04/2006
Contract end date	

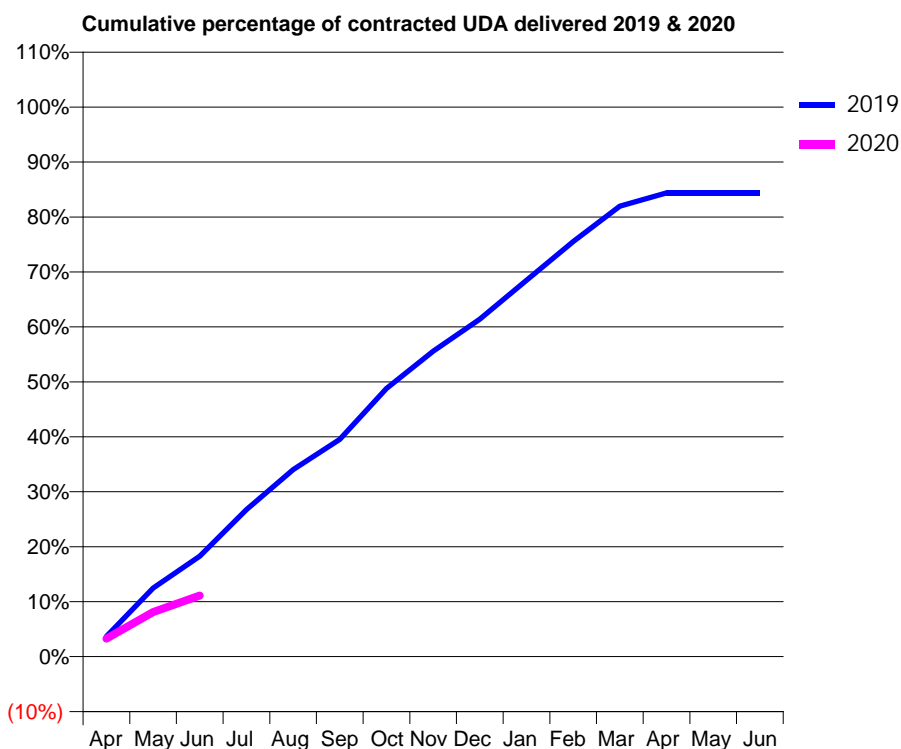
19/20 Contracted general activity (UDA)	33,300
Carry forward general activity (UDA)	0
19/20 Contracted orthodontic activity (UOA)	0
Carry forward orthodontic activity (UOA)	0
Baseline contract value	£817,574.41

ACCESS*

Patients seen in 24 months	Total	Change since previous quarter
Quarter ending June 2018	10,922	
Quarter ending September 2018	10,872	→
Quarter ending December 2018	10,808	→
Quarter ending March 2019	10,807	→
Quarter ending June 2019	10,711	→
Variance since June 2018	(1.9%)	↓



ACTIVITY



Month	Adjusted Scheduled Activity (UDA)	
	2019	2020
April	1,233	1,091
May	4,158	2,706
June	6,090	3,700
July	8,911	
August	11,334	
September	13,167	
October	16,251	
November	18,511	
December	20,446	
January	22,808	
February	25,151	
March	27,296	
April	28,100	
May	28,101	
June	28,101	

QUALITY

	Quantity	Base Number	Contract	AT	Region	England
% of FP17s for the same patient ID Re-attending within 3 months - Children	42	548	7.7%	8.4%	10.6%	11.4%
% of FP17s for the same patient ID Re-attending within 3 months - Adults	188	1,661	11.3%	12.9%	15.2%	15.4%
% of FP17s for the same patient ID Re-attending between 3 & 9 months - Children	181	548	33.0%	63.6%	62.3%	59.8%
% of FP17s for the same patient ID Re-attending between 3 & 9 months - Adults	542	1,661	32.6%	53.6%	53.3%	52.1%
% of FP17s for Band 1 Urgent Courses	126	1,865	6.8%	8.4%	9.7%	9.2%
% of FP17s Relating to Free Repair or Replacements	11	1,865	0.6%	0.6%	0.6%	0.7%
% of FP17s Relating to Continuations	29	1,865	1.6%	0.7%	0.8%	0.8%
% of Patients satisfied with the dentistry they have received	10	10	100.0%	94.5%	93.4%	93.4%
% of Patients satisfied with the time they had to wait for an appointment	10	10	100.0%	86.6%	86.8%	87.6%

* This is based on patients treated on this contract for their most recent course of treatment. Figures in italics indicate the base number of FP17s or Patient Questionnaire responses are less than 100. N/A is shown where the base number of responses is less than 10 during the period. % is calculated as Quantity/Base number*100

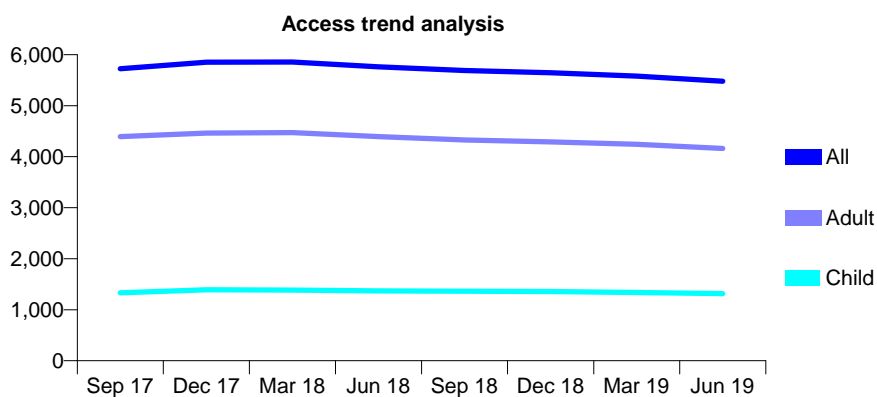
Q64 - Vital Signs At a Glance Contract Report for 101338/0109 - June 2019

Name or company name	Whitecross Dental Care Limited
Contract type name	GDS Contract
Purpose of contract	General
Contract start date	18/01/2010
Contract end date	

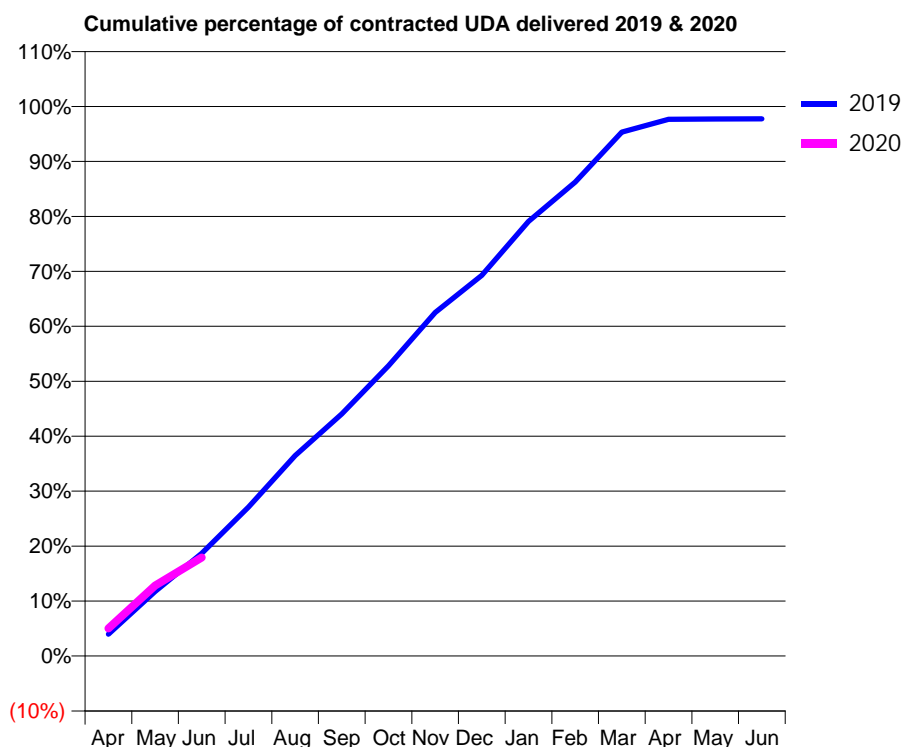
19/20 Contracted general activity (UDA)	13,023
Carry forward general activity (UDA)	0
19/20 Contracted orthodontic activity (UOA)	0
Carry forward orthodontic activity (UOA)	0
Baseline contract value	£351,255.90

ACCESS*

Patients seen in 24 months	Total	Change since previous quarter
Quarter ending June 2018	5,762	
Quarter ending September 2018	5,691	↓
Quarter ending December 2018	5,647	→
Quarter ending March 2019	5,580	↓
Quarter ending June 2019	5,478	↓
Variance since June 2018	(4.9%)	↓



ACTIVITY



Month	Adjusted Scheduled Activity (UDA)	
	2019	2020
April	519	657
May	1,530	1,670
June	2,432	2,333
July	3,529	
August	4,753	
September	5,739	
October	6,878	
November	8,142	
December	9,021	
January	10,299	
February	11,233	
March	12,414	
April	12,720	
May	12,724	
June	12,731	

QUALITY

	Quantity	Base Number	Contract	AT	Region	England
% of FP17s for the same patient ID Re-attending within 3 months - Children	30	454	6.6%	8.4%	10.6%	11.4%
% of FP17s for the same patient ID Re-attending within 3 months - Adults	110	1,087	10.1%	12.9%	15.2%	15.4%
% of FP17s for the same patient ID Re-attending between 3 & 9 months - Children	363	454	80.0%	63.6%	62.3%	59.8%
% of FP17s for the same patient ID Re-attending between 3 & 9 months - Adults	400	1,087	36.8%	53.6%	53.3%	52.1%
% of FP17s for Band 1 Urgent Courses	77	1,380	5.6%	8.4%	9.7%	9.2%
% of FP17s Relating to Free Repair or Replacements	9	1,380	0.7%	0.6%	0.6%	0.7%
% of FP17s Relating to Continuations	17	1,380	1.2%	0.7%	0.8%	0.8%
% of Patients satisfied with the dentistry they have received	8	8	N/A	94.5%	93.4%	93.4%
% of Patients satisfied with the time they had to wait for an appointment	8	8	N/A	86.6%	86.8%	87.6%

* This is based on patients treated on this contract for their most recent course of treatment. Figures in italics indicate the base number of FP17s or Patient Questionnaire responses are less than 100. N/A is shown where the base number of responses is less than 10 during the period. % is calculated as Quantity/Base number*100

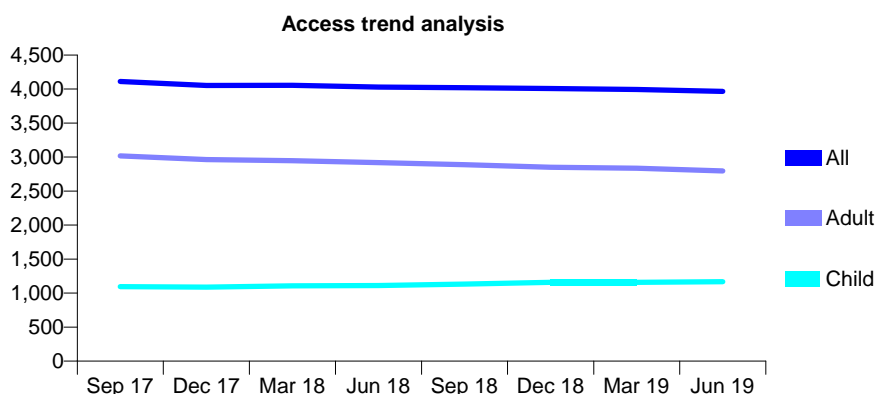
Q64 - Vital Signs At a Glance Contract Report for 101338/0110 - June 2019

Name or company name	Whitecross Dental Care Limited
Contract type name	GDS Contract
Purpose of contract	General
Contract start date	18/01/2010
Contract end date	

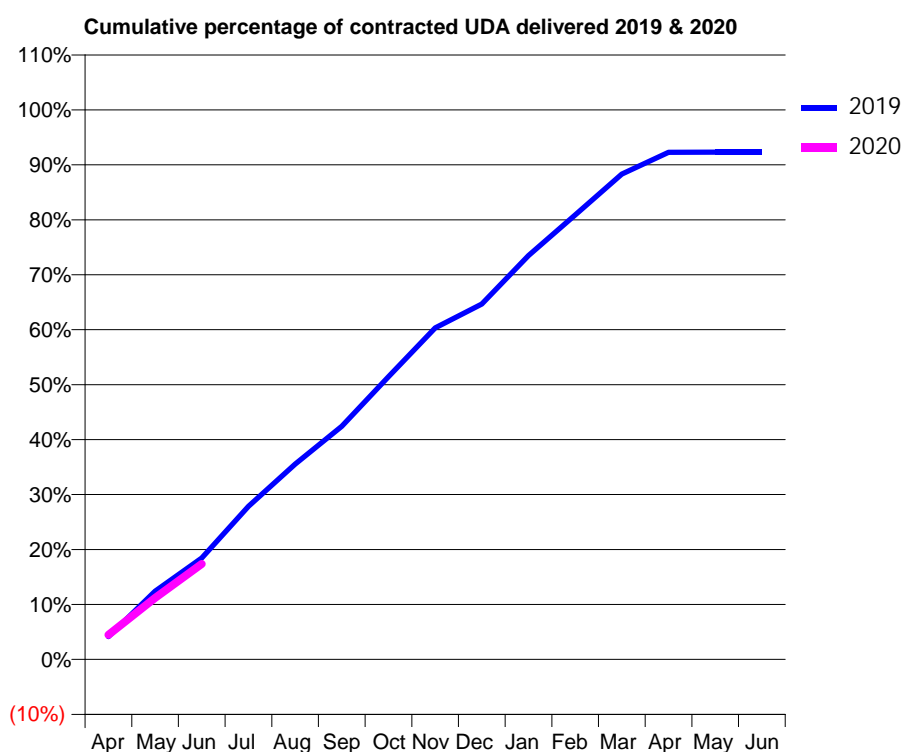
19/20 Contracted general activity (UDA)	11,079
Carry forward general activity (UDA)	0
19/20 Contracted orthodontic activity (UOA)	0
Carry forward orthodontic activity (UOA)	0
Baseline contract value	£298,813.80

ACCESS*

Patients seen in 24 months	Total	Change since previous quarter
Quarter ending June 2018	4,030	
Quarter ending September 2018	4,021	→
Quarter ending December 2018	4,009	→
Quarter ending March 2019	3,996	→
Quarter ending June 2019	3,965	→
Variance since June 2018	(1.6%)	↓



ACTIVITY



Month	2019	2020
April	461	496
May	1,376	1,240
June	2,045	1,924
July	3,088	
August	3,938	
September	4,700	
October	5,700	
November	6,684	
December	7,164	
January	8,141	
February	8,963	
March	9,784	
April	10,223	
May	10,226	
June	10,226	

QUALITY

	Quantity	Base Number	Contract	AT	Region	England
% of FP17s for the same patient ID Re-attending within 3 months - Children	23	441	5.2%	8.4%	10.6%	11.4%
% of FP17s for the same patient ID Re-attending within 3 months - Adults	53	933	5.7%	12.9%	15.2%	15.4%
% of FP17s for the same patient ID Re-attending between 3 & 9 months - Children	291	441	66.0%	63.6%	62.3%	59.8%
% of FP17s for the same patient ID Re-attending between 3 & 9 months - Adults	690	933	74.0%	53.6%	53.3%	52.1%
% of FP17s for Band 1 Urgent Courses	12	1,149	1.0%	8.4%	9.7%	9.2%
% of FP17s Relating to Free Repair or Replacements	2	1,149	0.2%	0.6%	0.6%	0.7%
% of FP17s Relating to Continuations	17	1,149	1.5%	0.7%	0.8%	0.8%
% of Patients satisfied with the dentistry they have received	8	10	80.0%	94.5%	93.4%	93.4%
% of Patients satisfied with the time they had to wait for an appointment	8	10	80.0%	86.6%	86.8%	87.6%

* This is based on patients treated on this contract for their most recent course of treatment. Figures in italics indicate the base number of FP17s or Patient Questionnaire responses are less than 100. N/A is shown where the base number of responses is less than 10 during the period. % is calculated as Quantity/Base number*100

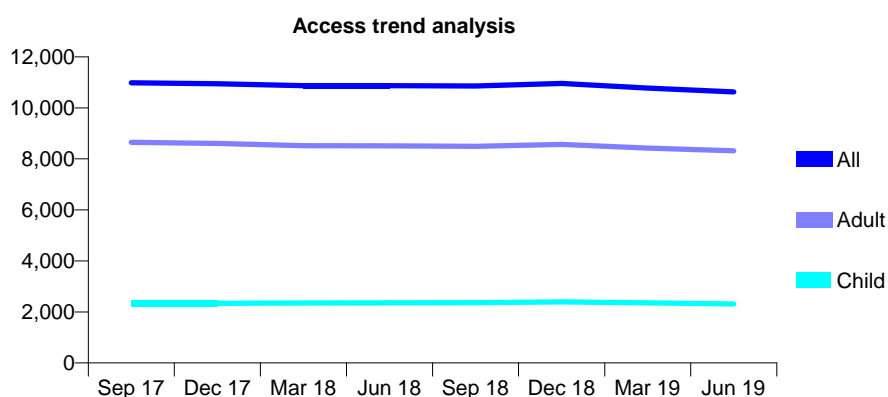
Q64 - Vital Signs At a Glance Contract Report for 101370/0075 - June 2019

Name or company name	Petrie Tucker & Partners Ltd
Contract type name	GDS Contract
Purpose of contract	General
Contract start date	01/04/2007
Contract end date	

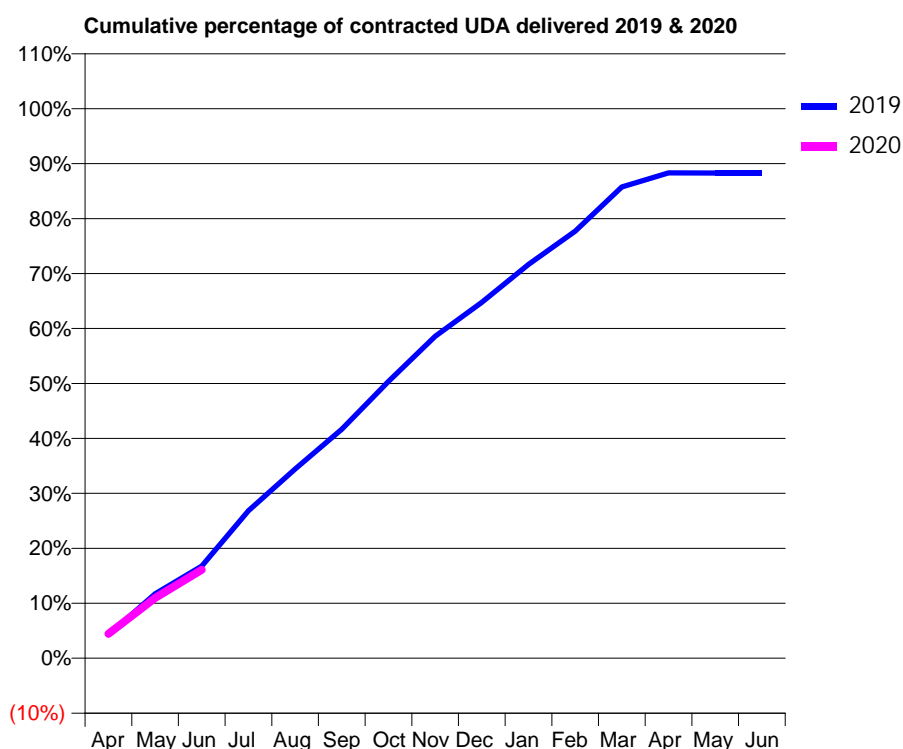
19/20 Contracted general activity (UDA)	32,500
Carry forward general activity (UDA)	0
19/20 Contracted orthodontic activity (UOA)	0
Carry forward orthodontic activity (UOA)	0
Baseline contract value	£708,993.53

ACCESS*

Patients seen in 24 months	Total	Change since previous quarter
Quarter ending June 2018	10,866	
Quarter ending September 2018	10,856	→
Quarter ending December 2018	10,959	→
Quarter ending March 2019	10,779	↓
Quarter ending June 2019	10,630	↓
Variance since June 2018	(2.2%)	↓



ACTIVITY



Month	2019	2020
April	1,393	1,447
May	3,810	3,568
June	5,446	5,231
July	8,718	
August	11,195	
September	13,537	
October	16,370	
November	19,031	
December	21,048	
January	23,287	
February	25,260	
March	27,865	
April	28,707	
May	28,694	
June	28,690	

QUALITY

	Quantity	Base Number	Contract	AT	Region	England
% of FP17s for the same patient ID Re-attending within 3 months - Children	28	855	3.3%	8.4%	10.6%	11.4%
% of FP17s for the same patient ID Re-attending within 3 months - Adults	167	2,565	6.5%	12.9%	15.2%	15.4%
% of FP17s for the same patient ID Re-attending between 3 & 9 months - Children	591	855	69.1%	63.6%	62.3%	59.8%
% of FP17s for the same patient ID Re-attending between 3 & 9 months - Adults	1,452	2,565	56.6%	53.6%	53.3%	52.1%
% of FP17s for Band 1 Urgent Courses	83	2,951	2.8%	8.4%	9.7%	9.2%
% of FP17s Relating to Free Repair or Replacements	6	2,951	0.2%	0.6%	0.6%	0.7%
% of FP17s Relating to Continuations	24	2,951	0.8%	0.7%	0.8%	0.8%
% of Patients satisfied with the dentistry they have received	10	11	90.9%	94.5%	93.4%	93.4%
% of Patients satisfied with the time they had to wait for an appointment	11	11	100.0%	86.6%	86.8%	87.6%

* This is based on patients treated on this contract for their most recent course of treatment.

Figures in italics indicate the base number of FP17s or Patient Questionnaire responses are less than 100. N/A is shown where the base number of responses is less than 10 during the period. % is calculated as Quantity/Base number*100

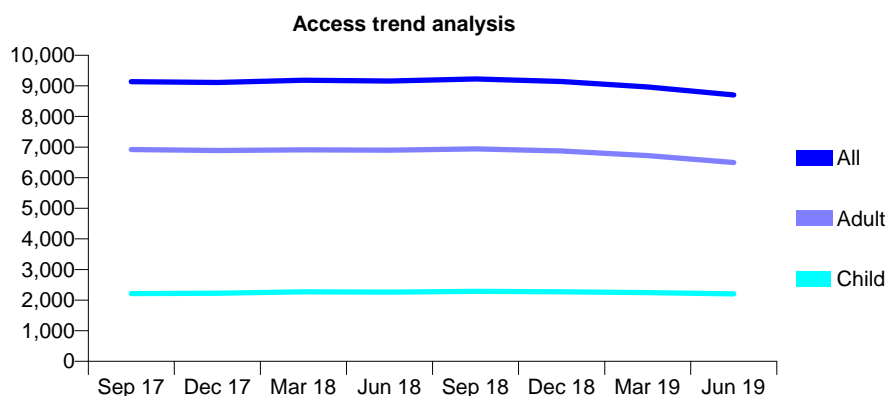
Q64 - Vital Signs At a Glance Contract Report for 101435/0034 - June 2019

Name or company name	IDH Limited
Contract type name	GDS Contract
Purpose of contract	General
Contract start date	01/04/2006
Contract end date	

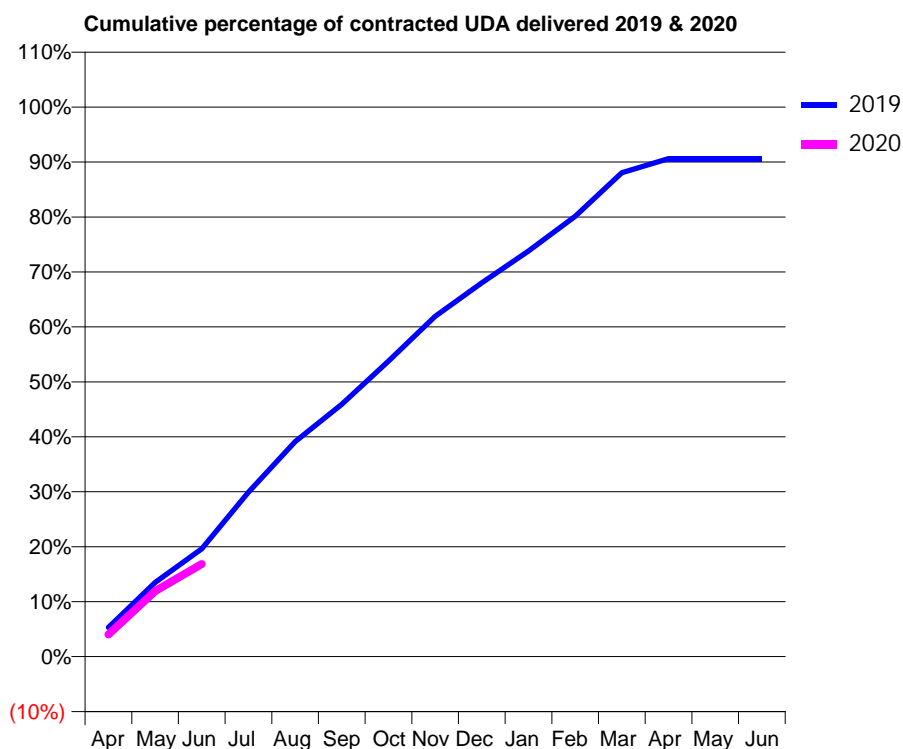
19/20 Contracted general activity (UDA)	25,000
Carry forward general activity (UDA)	0
19/20 Contracted orthodontic activity (UOA)	0
Carry forward orthodontic activity (UOA)	0
Baseline contract value	£590,713.02

ACCESS*

Patients seen in 24 months	Total	Change since previous quarter
Quarter ending June 2018	9,158	
Quarter ending September 2018	9,228	→
Quarter ending December 2018	9,144	→
Quarter ending March 2019	8,967	↓
Quarter ending June 2019	8,703	↓
Variance since June 2018	(5.0%)	↓



ACTIVITY



Month	Adjusted Scheduled Activity (UDA)	
	2019	2020
April	1,330	1,009
May	3,376	2,979
June	4,904	4,216
July	7,485	
August	9,781	
September	11,476	
October	13,447	
November	15,477	
December	17,001	
January	18,450	
February	20,038	
March	22,011	
April	22,652	
May	22,651	
June	22,651	

QUALITY

	Quantity	Base Number	Contract	AT	Region	England
% of FP17s for the same patient ID Re-attending within 3 months - Children	22	641	3.4%	8.4%	10.6%	11.4%
% of FP17s for the same patient ID Re-attending within 3 months - Adults	140	1,745	8.0%	12.9%	15.2%	15.4%
% of FP17s for the same patient ID Re-attending between 3 & 9 months - Children	354	641	55.2%	63.6%	62.3%	59.8%
% of FP17s for the same patient ID Re-attending between 3 & 9 months - Adults	857	1,745	49.1%	53.6%	53.3%	52.1%
% of FP17s for Band 1 Urgent Courses	66	2,068	3.2%	8.4%	9.7%	9.2%
% of FP17s Relating to Free Repair or Replacements	10	2,068	0.5%	0.6%	0.6%	0.7%
% of FP17s Relating to Continuations	30	2,068	1.5%	0.7%	0.8%	0.8%
% of Patients satisfied with the dentistry they have received	3	3	N/A	94.5%	93.4%	93.4%
% of Patients satisfied with the time they had to wait for an appointment	3	3	N/A	86.6%	86.8%	87.6%

* This is based on patients treated on this contract for their most recent course of treatment. Figures in italics indicate the base number of FP17s or Patient Questionnaire responses are less than 100. N/A is shown where the base number of responses is less than 10 during the period. % is calculated as Quantity/Base number*100

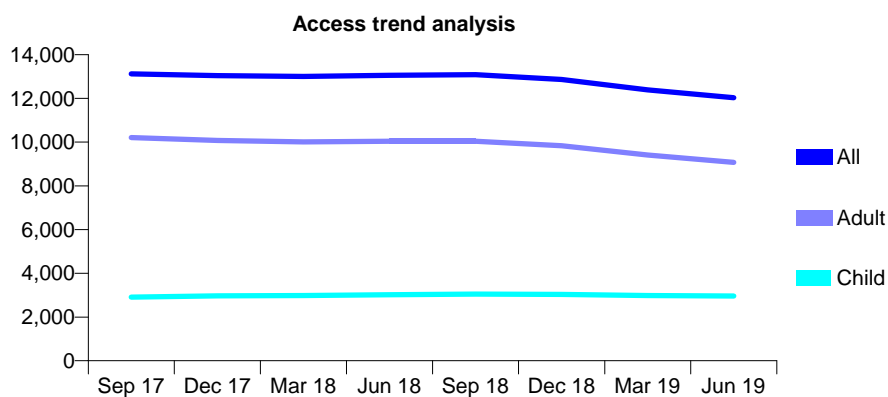
Q64 - Vital Signs At a Glance Contract Report for 101435/0068 - June 2019

Name or company name	IDH Limited
Contract type name	GDS Contract
Purpose of contract	General
Contract start date	20/08/2007
Contract end date	

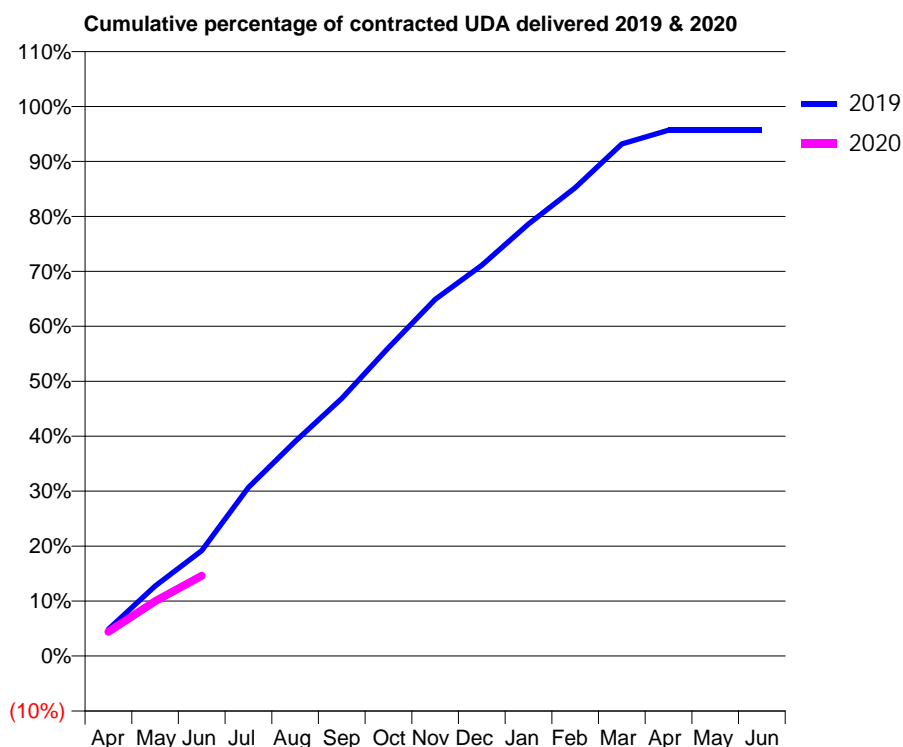
19/20 Contracted general activity (UDA)	32,000
Carry forward general activity (UDA)	0
19/20 Contracted orthodontic activity (UOA)	0
Carry forward orthodontic activity (UOA)	0
Baseline contract value	£656,690.39

ACCESS*

Patients seen in 24 months	Total	Change since previous quarter
Quarter ending June 2018	13,059	
Quarter ending September 2018	13,084	→
Quarter ending December 2018	12,866	↓
Quarter ending March 2019	12,389	↓
Quarter ending June 2019	12,035	↓
Variance since June 2018	(7.8%)	↓



ACTIVITY



Month	Adjusted Scheduled Activity (UDA)	
	2019	2020
April	1,592	1,416
May	4,143	3,199
June	6,234	4,671
July	9,970	
August	12,682	
September	15,230	
October	18,227	
November	21,084	
December	23,096	
January	25,538	
February	27,690	
March	30,271	
April	31,082	
May	31,083	
June	31,083	

QUALITY

	Quantity	Base Number	Contract	AT	Region	England
% of FP17s for the same patient ID Re-attending within 3 months - Children	40	816	4.9%	8.4%	10.6%	11.4%
% of FP17s for the same patient ID Re-attending within 3 months - Adults	195	1,972	9.9%	12.9%	15.2%	15.4%
% of FP17s for the same patient ID Re-attending between 3 & 9 months - Children	471	816	57.7%	63.6%	62.3%	59.8%
% of FP17s for the same patient ID Re-attending between 3 & 9 months - Adults	1,005	1,972	51.0%	53.6%	53.3%	52.1%
% of FP17s for Band 1 Urgent Courses	254	2,387	10.6%	8.4%	9.7%	9.2%
% of FP17s Relating to Free Repair or Replacements	8	2,387	0.3%	0.6%	0.6%	0.7%
% of FP17s Relating to Continuations	32	2,387	1.3%	0.7%	0.8%	0.8%
% of Patients satisfied with the dentistry they have received	7	7	N/A	94.5%	93.4%	93.4%
% of Patients satisfied with the time they had to wait for an appointment	7	7	N/A	86.6%	86.8%	87.6%

* This is based on patients treated on this contract for their most recent course of treatment. Figures in italics indicate the base number of FP17s or Patient Questionnaire responses are less than 100. N/A is shown where the base number of responses is less than 10 during the period. % is calculated as Quantity/Base number*100

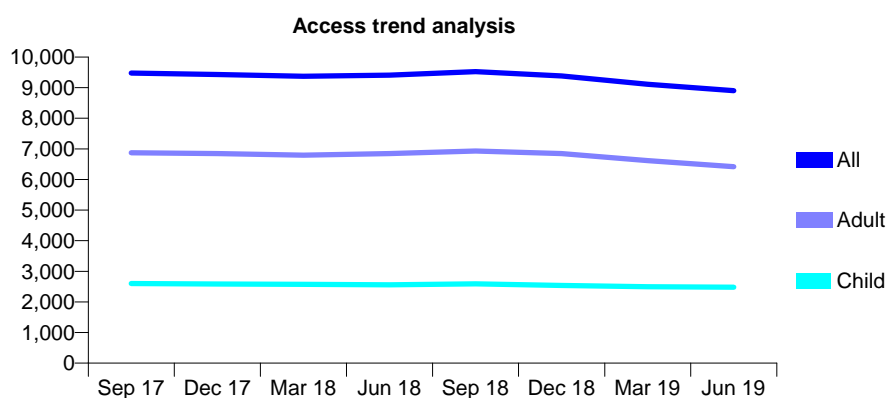
Q64 - Vital Signs At a Glance Contract Report for 101435/0145 - June 2019

Name or company name	IDH Limited
Contract type name	GDS Contract
Purpose of contract	General
Contract start date	01/08/2014
Contract end date	

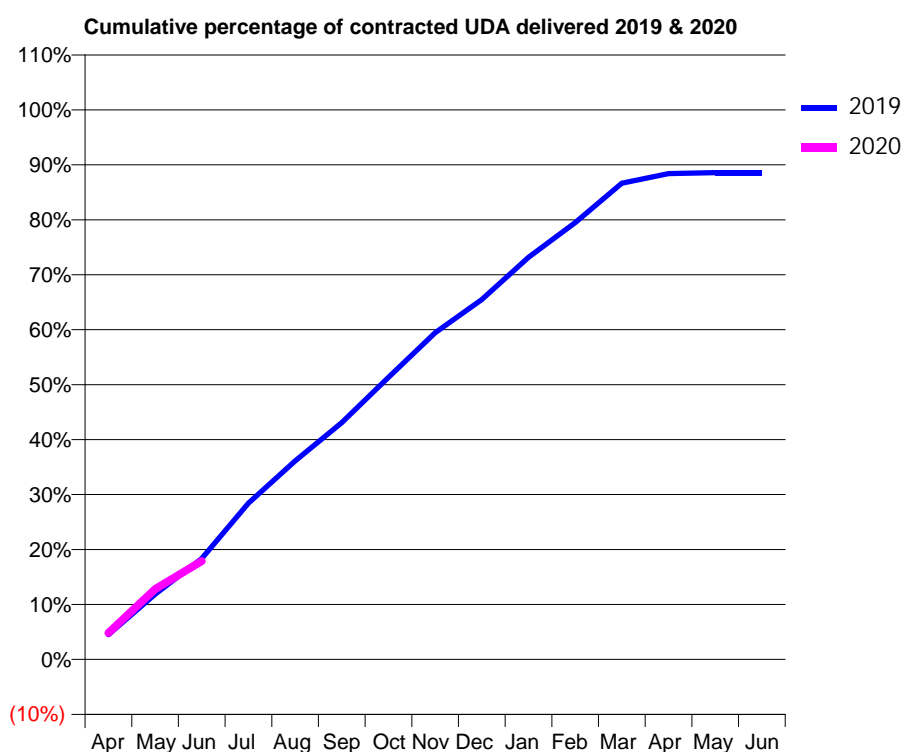
19/20 Contracted general activity (UDA)	27,780
Carry forward general activity (UDA)	0
19/20 Contracted orthodontic activity (UOA)	0
Carry forward orthodontic activity (UOA)	0
Baseline contract value	£791,252.44

ACCESS*

Patients seen in 24 months	Total	Change since previous quarter
Quarter ending June 2018	9,409	
Quarter ending September 2018	9,521	→
Quarter ending December 2018	9,384	↓
Quarter ending March 2019	9,111	↓
Quarter ending June 2019	8,902	↓
Variance since June 2018	(5.4%)	↓



ACTIVITY



Month	2019	2020
April	1,252	1,337
May	3,300	3,553
June	5,101	4,972
July	7,898	
August	10,038	
September	11,968	
October	14,264	
November	16,518	
December	18,189	
January	20,331	
February	22,082	
March	24,068	
April	24,558	
May	24,602	
June	24,603	

QUALITY

	Quantity	Base Number	Contract	AT	Region	England
% of FP17s for the same patient ID Re-attending within 3 months - Children	53	987	5.4%	8.4%	10.6%	11.4%
% of FP17s for the same patient ID Re-attending within 3 months - Adults	151	1,973	7.7%	12.9%	15.2%	15.4%
% of FP17s for the same patient ID Re-attending between 3 & 9 months - Children	663	987	67.2%	63.6%	62.3%	59.8%
% of FP17s for the same patient ID Re-attending between 3 & 9 months - Adults	1,285	1,973	65.1%	53.6%	53.3%	52.1%
% of FP17s for Band 1 Urgent Courses	102	2,666	3.8%	8.4%	9.7%	9.2%
% of FP17s Relating to Free Repair or Replacements	15	2,666	0.6%	0.6%	0.6%	0.7%
% of FP17s Relating to Continuations	42	2,666	1.6%	0.7%	0.8%	0.8%
% of Patients satisfied with the dentistry they have received	5	5	N/A	94.5%	93.4%	93.4%
% of Patients satisfied with the time they had to wait for an appointment	5	5	N/A	86.6%	86.8%	87.6%

* This is based on patients treated on this contract for their most recent course of treatment. Figures in italics indicate the base number of FP17s or Patient Questionnaire responses are less than 100. N/A is shown where the base number of responses is less than 10 during the period. % is calculated as Quantity/Base number*100

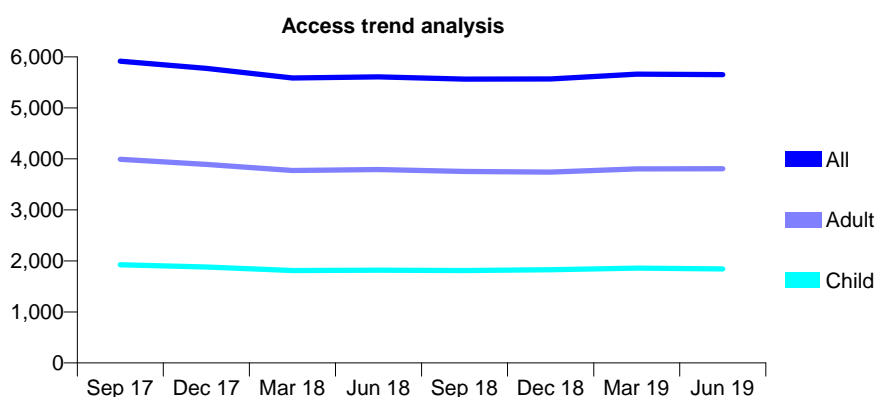
Q64 - Vital Signs At a Glance Contract Report for 101958/0001 - June 2019

Name or company name	Priory Road Dental Practice
Contract type name	GDS Contract
Purpose of contract	General
Contract start date	01/08/2010
Contract end date	

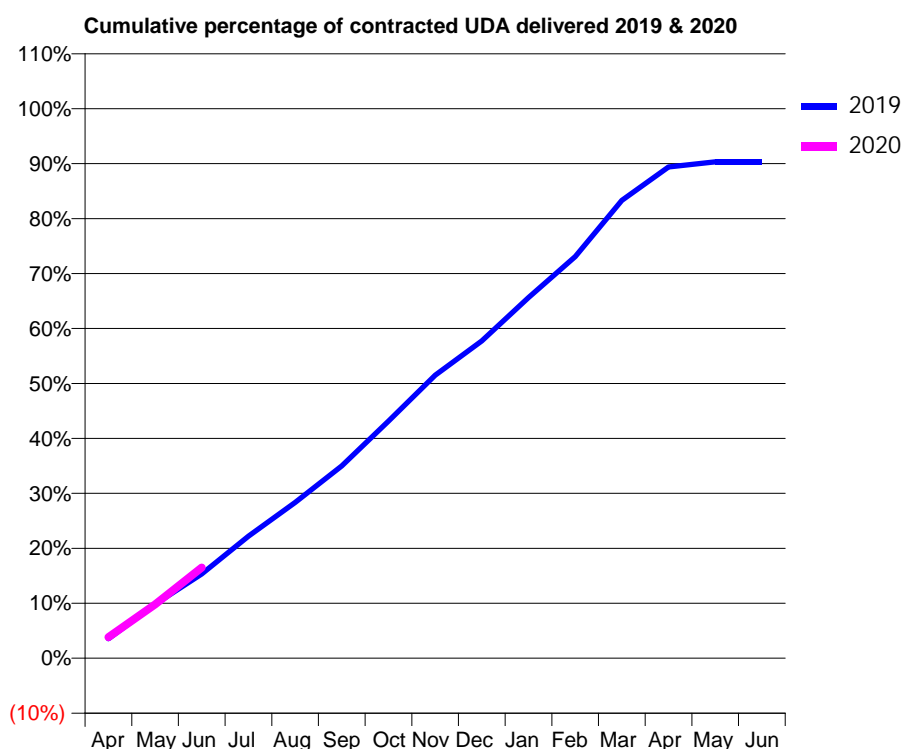
19/20 Contracted general activity (UDA)	22,667
Carry forward general activity (UDA)	0
19/20 Contracted orthodontic activity (UOA)	0
Carry forward orthodontic activity (UOA)	0
Baseline contract value	£642,567.29

ACCESS*

Patients seen in 24 months	Total	Change since previous quarter
Quarter ending June 2018	5,610	
Quarter ending September 2018	5,566	→
Quarter ending December 2018	5,568	→
Quarter ending March 2019	5,661	→
Quarter ending June 2019	5,651	→
Variance since June 2018	0.7%	→



ACTIVITY



Month	2019	2020
April	803	864
May	2,228	2,219
June	3,481	3,742
July	5,034	
August	6,426	
September	7,930	
October	9,782	
November	11,675	
December	13,091	
January	14,877	
February	16,568	
March	18,878	
April	20,261	
May	20,475	
June	20,478	

QUALITY

	Quantity	Base Number	Contract	AT	Region	England
% of FP17s for the same patient ID Re-attending within 3 months - Children	111	876	12.7%	8.4%	10.6%	11.4%
% of FP17s for the same patient ID Re-attending within 3 months - Adults	213	1,686	12.6%	12.9%	15.2%	15.4%
% of FP17s for the same patient ID Re-attending between 3 & 9 months - Children	623	876	71.1%	63.6%	62.3%	59.8%
% of FP17s for the same patient ID Re-attending between 3 & 9 months - Adults	1,120	1,686	66.4%	53.6%	53.3%	52.1%
% of FP17s for Band 1 Urgent Courses	63	1,992	3.2%	8.4%	9.7%	9.2%
% of FP17s Relating to Free Repair or Replacements	10	1,992	0.5%	0.6%	0.6%	0.7%
% of FP17s Relating to Continuations	7	1,992	0.4%	0.7%	0.8%	0.8%
% of Patients satisfied with the dentistry they have received	2	3	N/A	94.5%	93.4%	93.4%
% of Patients satisfied with the time they had to wait for an appointment	2	3	N/A	86.6%	86.8%	87.6%

* This is based on patients treated on this contract for their most recent course of treatment.

Figures in italics indicate the base number of FP17s or Patient Questionnaire responses are less than 100. N/A is shown where the base number of responses is less than 10 during the period. % is calculated as Quantity/Base number*100

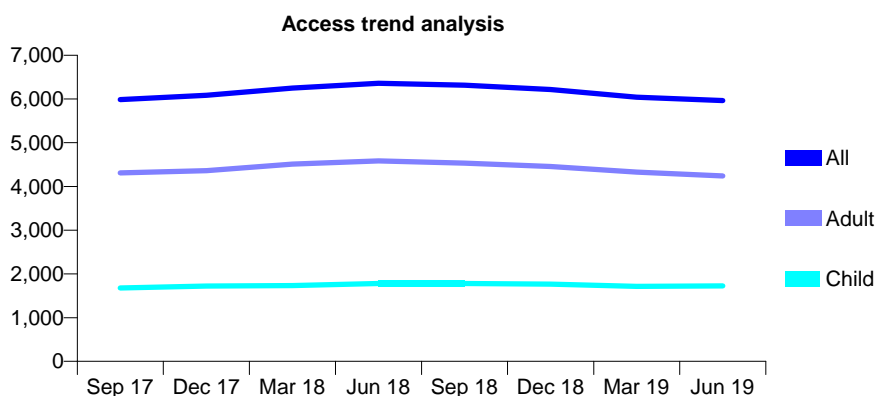
Q64 - Vital Signs At a Glance Contract Report for 105783/0001 - June 2019

Name or company name	Fisherton House Partnership
Contract type name	GDS Contract
Purpose of contract	General
Contract start date	01/04/2015
Contract end date	

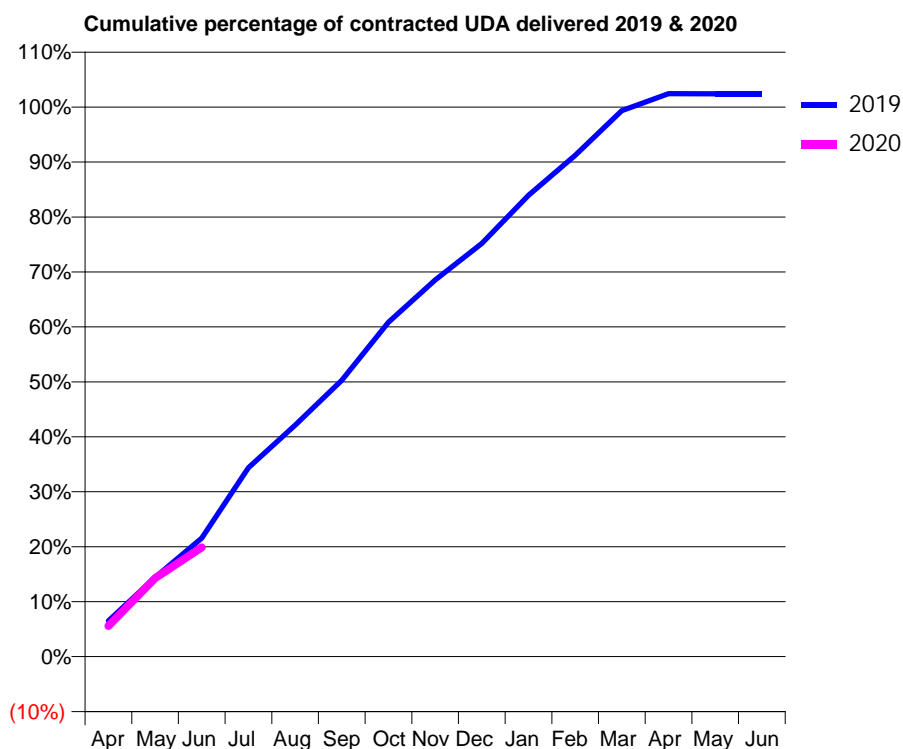
19/20 Contracted general activity (UDA)	15,102
Carry forward general activity (UDA)	0
19/20 Contracted orthodontic activity (UOA)	0
Carry forward orthodontic activity (UOA)	0
Baseline contract value	£391,190.21

ACCESS*

Patients seen in 24 months	Total	Change since previous quarter
Quarter ending June 2018	6,362	
Quarter ending September 2018	6,315	→
Quarter ending December 2018	6,217	↓
Quarter ending March 2019	6,041	↓
Quarter ending June 2019	5,965	↓
Variance since June 2018	(6.2%)	↓



ACTIVITY



Month	Adjusted Scheduled Activity (UDA)	
	2019	2020
April	1,009	844
May	2,236	2,157
June	3,340	3,005
July	5,326	
August	6,526	
September	7,791	
October	9,427	
November	10,619	
December	11,646	
January	13,004	
February	14,132	
March	15,391	
April	15,868	
May	15,865	
June	15,865	

QUALITY

	Quantity	Base Number	Contract	AT	Region	England
% of FP17s for the same patient ID Re-attending within 3 months - Children	37	622	5.9%	8.4%	10.6%	11.4%
% of FP17s for the same patient ID Re-attending within 3 months - Adults	134	1,362	9.8%	12.9%	15.2%	15.4%
% of FP17s for the same patient ID Re-attending between 3 & 9 months - Children	424	622	68.2%	63.6%	62.3%	59.8%
% of FP17s for the same patient ID Re-attending between 3 & 9 months - Adults	890	1,362	65.3%	53.6%	53.3%	52.1%
% of FP17s for Band 1 Urgent Courses	55	1,750	3.1%	8.4%	9.7%	9.2%
% of FP17s Relating to Free Repair or Replacements	18	1,750	1.0%	0.6%	0.6%	0.7%
% of FP17s Relating to Continuations	4	1,750	0.2%	0.7%	0.8%	0.8%
% of Patients satisfied with the dentistry they have received	6	6	N/A	94.5%	93.4%	93.4%
% of Patients satisfied with the time they had to wait for an appointment	6	6	N/A	86.6%	86.8%	87.6%

* This is based on patients treated on this contract for their most recent course of treatment. Figures in italics indicate the base number of FP17s or Patient Questionnaire responses are less than 100. N/A is shown where the base number of responses is less than 10 during the period. % is calculated as Quantity/Base number*100

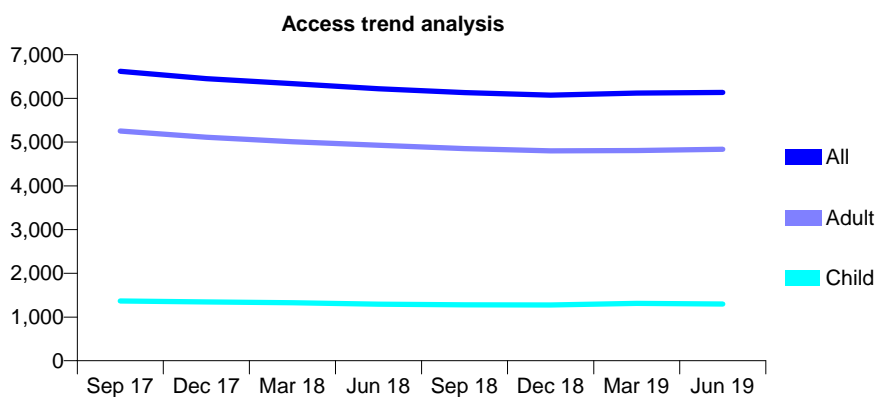
Q64 - Vital Signs At a Glance Contract Report for 107115/0001 - June 2019

Name or company name	IDH 324 & 325 Ltd
Contract type name	GDS Contract
Purpose of contract	General
Contract start date	01/10/2008
Contract end date	

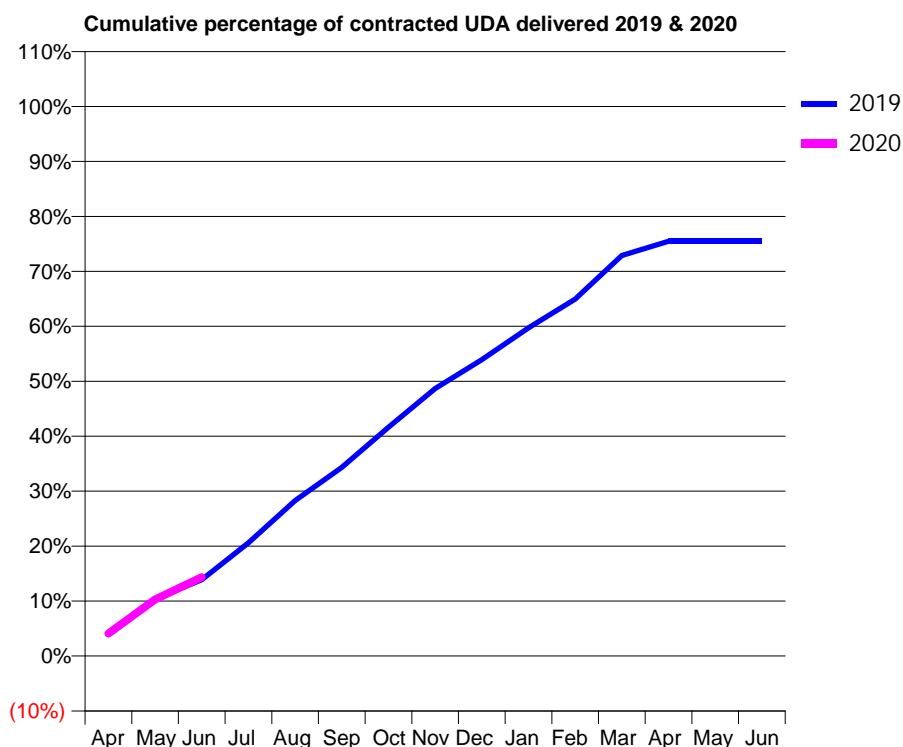
19/20 Contracted general activity (UDA)	21,000
Carry forward general activity (UDA)	0
19/20 Contracted orthodontic activity (UOA)	0
Carry forward orthodontic activity (UOA)	0
Baseline contract value	£609,820.68

ACCESS*

Patients seen in 24 months	Total	Change since previous quarter
Quarter ending June 2018	6,220	
Quarter ending September 2018	6,132	↓
Quarter ending December 2018	6,074	→
Quarter ending March 2019	6,124	→
Quarter ending June 2019	6,135	→
Variance since June 2018	(1.4%)	↓



ACTIVITY



Month	Adjusted Scheduled Activity (UDA)	
	2019	2020
April	881	858
May	2,190	2,163
June	2,911	3,017
July	4,332	
August	5,944	
September	7,211	
October	8,740	
November	10,224	
December	11,321	
January	12,539	
February	13,640	
March	15,306	
April	15,851	
May	15,847	
June	15,847	

QUALITY

	Quantity	Base Number	Contract	AT	Region	England
% of FP17s for the same patient ID Re-attending within 3 months - Children	26	502	5.2%	8.4%	10.6%	11.4%
% of FP17s for the same patient ID Re-attending within 3 months - Adults	214	1,724	12.4%	12.9%	15.2%	15.4%
% of FP17s for the same patient ID Re-attending between 3 & 9 months - Children	349	502	69.5%	63.6%	62.3%	59.8%
% of FP17s for the same patient ID Re-attending between 3 & 9 months - Adults	1,074	1,724	62.3%	53.6%	53.3%	52.1%
% of FP17s for Band 1 Urgent Courses	179	1,931	9.3%	8.4%	9.7%	9.2%
% of FP17s Relating to Free Repair or Replacements	6	1,931	0.3%	0.6%	0.6%	0.7%
% of FP17s Relating to Continuations	10	1,931	0.5%	0.7%	0.8%	0.8%
% of Patients satisfied with the dentistry they have received	10	11	90.9%	94.5%	93.4%	93.4%
% of Patients satisfied with the time they had to wait for an appointment	9	11	81.8%	86.6%	86.8%	87.6%

* This is based on patients treated on this contract for their most recent course of treatment. Figures in italics indicate the base number of FP17s or Patient Questionnaire responses are less than 100. N/A is shown where the base number of responses is less than 10 during the period. % is calculated as Quantity/Base number*100

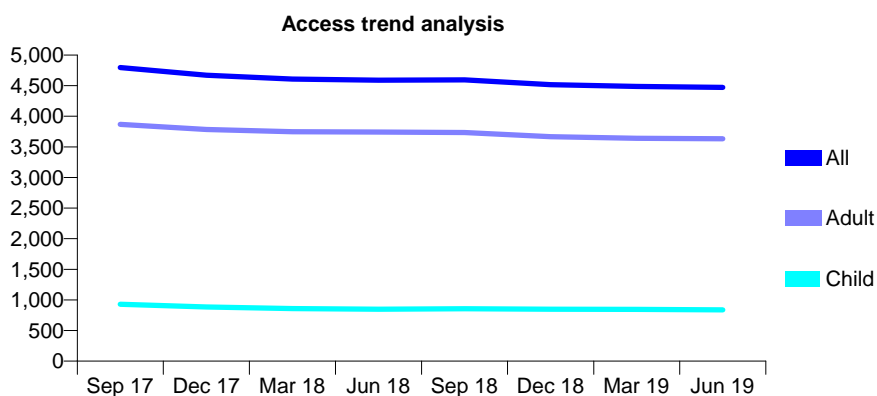
Q64 - Vital Signs At a Glance Contract Report for 107115/0002 - June 2019

Name or company name	IDH 324 & 325 Ltd
Contract type name	GDS Contract
Purpose of contract	General
Contract start date	01/10/2008
Contract end date	

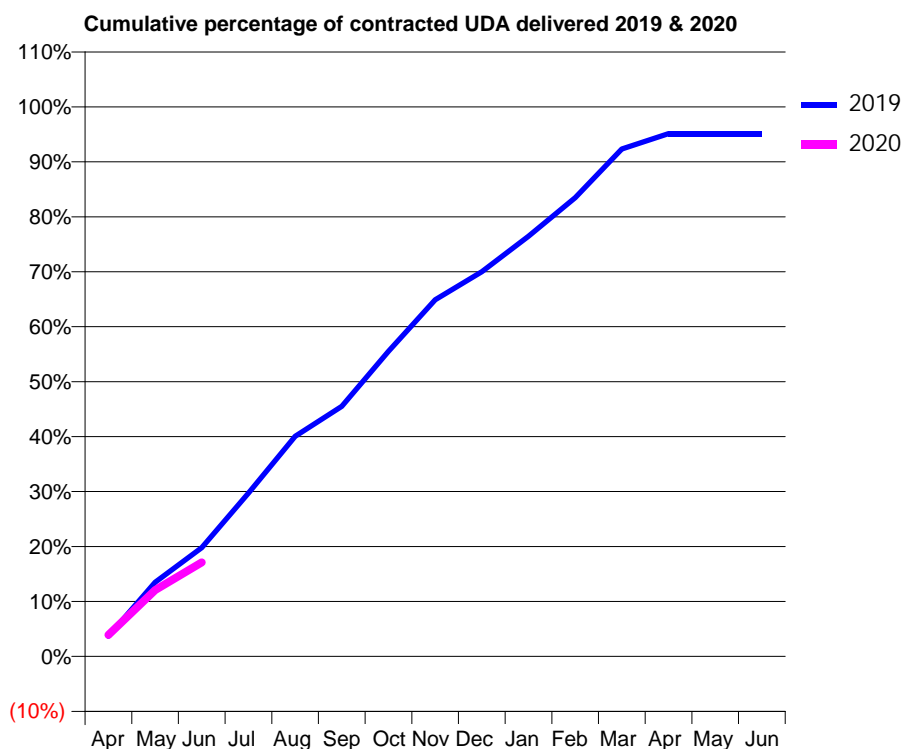
19/20 Contracted general activity (UDA)	13,700
Carry forward general activity (UDA)	0
19/20 Contracted orthodontic activity (UOA)	0
Carry forward orthodontic activity (UOA)	0
Baseline contract value	£364,305.23

ACCESS*

Patients seen in 24 months	Total	Change since previous quarter
Quarter ending June 2018	4,590	
Quarter ending September 2018	4,594	→
Quarter ending December 2018	4,516	↓
Quarter ending March 2019	4,488	→
Quarter ending June 2019	4,471	→
Variance since June 2018	(2.6%)	↓



ACTIVITY



Month	2019	2020
April	517	536
May	1,900	1,654
June	2,786	2,345
July	4,182	
August	5,639	
September	6,408	
October	7,818	
November	9,137	
December	9,855	
January	10,764	
February	11,752	
March	12,998	
April	13,393	
May	13,396	
June	13,396	

QUALITY

	Quantity	Base Number	Contract	AT	Region	England
% of FP17s for the same patient ID Re-attending within 3 months - Children	14	288	4.9%	8.4%	10.6%	11.4%
% of FP17s for the same patient ID Re-attending within 3 months - Adults	169	1,278	13.2%	12.9%	15.2%	15.4%
% of FP17s for the same patient ID Re-attending between 3 & 9 months - Children	186	288	64.6%	63.6%	62.3%	59.8%
% of FP17s for the same patient ID Re-attending between 3 & 9 months - Adults	778	1,278	60.9%	53.6%	53.3%	52.1%
% of FP17s for Band 1 Urgent Courses	98	1,340	7.3%	8.4%	9.7%	9.2%
% of FP17s Relating to Free Repair or Replacements	14	1,340	1.0%	0.6%	0.6%	0.7%
% of FP17s Relating to Continuations	19	1,340	1.4%	0.7%	0.8%	0.8%
% of Patients satisfied with the dentistry they have received	4	5	N/A	94.5%	93.4%	93.4%
% of Patients satisfied with the time they had to wait for an appointment	4	5	N/A	86.6%	86.8%	87.6%

* This is based on patients treated on this contract for their most recent course of treatment. Figures in italics indicate the base number of FP17s or Patient Questionnaire responses are less than 100. N/A is shown where the base number of responses is less than 10 during the period. % is calculated as Quantity/Base number*100

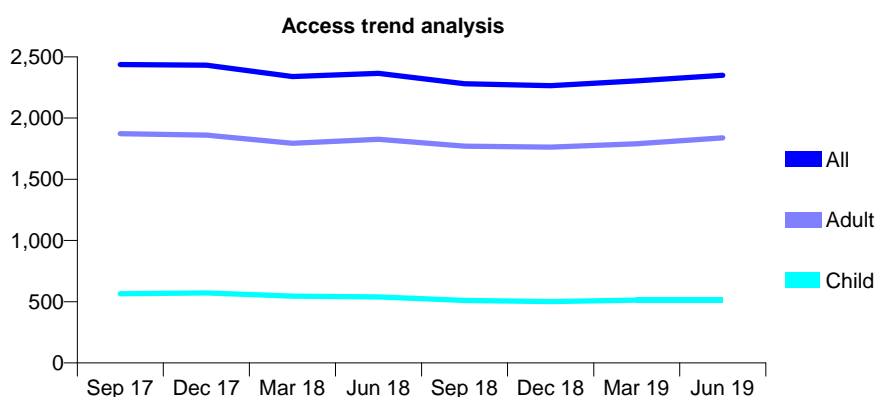
Q64 - Vital Signs At a Glance Contract Report for 108898/0001 - June 2019

Name or company name	MA Surgeries Limited
Contract type name	GDS Contract
Purpose of contract	General
Contract start date	01/04/2013
Contract end date	

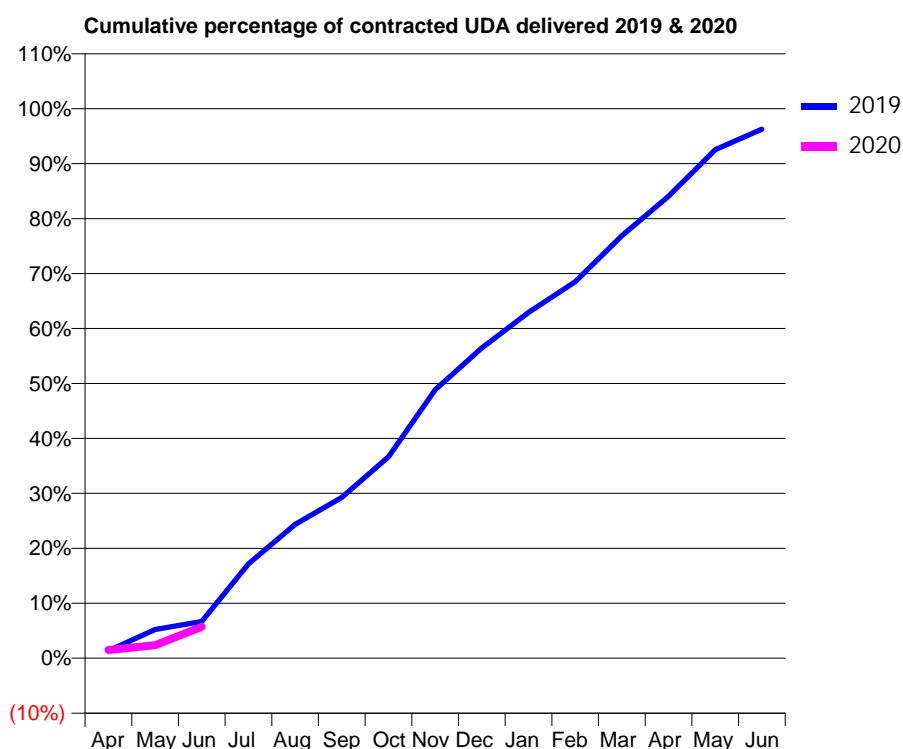
19/20 Contracted general activity (UDA)	9,900
Carry forward general activity (UDA)	0
19/20 Contracted orthodontic activity (UOA)	0
Carry forward orthodontic activity (UOA)	0
Baseline contract value	£239,254.06

ACCESS*

Patients seen in 24 months	Total	Change since previous quarter
Quarter ending June 2018	2,366	
Quarter ending September 2018	2,281	↓
Quarter ending December 2018	2,265	→
Quarter ending March 2019	2,303	→
Quarter ending June 2019	2,350	↑
Variance since June 2018	(0.7%)	→



ACTIVITY



Month	2019	2020
April	136	148
May	517	238
June	663	565
July	1,701	
August	2,412	
September	2,897	
October	3,630	
November	4,836	
December	5,590	
January	6,228	
February	6,784	
March	7,610	
April	8,324	
May	9,161	
June	9,530	

QUALITY

	Quantity	Base Number	Contract	AT	Region	England
% of FP17s for the same patient ID Re-attending within 3 months - Children	23	221	10.4%	8.4%	10.6%	11.4%
% of FP17s for the same patient ID Re-attending within 3 months - Adults	118	840	14.0%	12.9%	15.2%	15.4%
% of FP17s for the same patient ID Re-attending between 3 & 9 months - Children	148	221	67.0%	63.6%	62.3%	59.8%
% of FP17s for the same patient ID Re-attending between 3 & 9 months - Adults	528	840	62.9%	53.6%	53.3%	52.1%
% of FP17s for Band 1 Urgent Courses	18	247	7.3%	8.4%	9.7%	9.2%
% of FP17s Relating to Free Repair or Replacements	0	247	0.0%	0.6%	0.6%	0.7%
% of FP17s Relating to Continuations	20	247	8.1%	0.7%	0.8%	0.8%
% of Patients satisfied with the dentistry they have received	6	6	N/A	94.5%	93.4%	93.4%
% of Patients satisfied with the time they had to wait for an appointment	6	6	N/A	86.6%	86.8%	87.6%

* This is based on patients treated on this contract for their most recent course of treatment.

Figures in italics indicate the base number of FP17s or Patient Questionnaire responses are less than 100. N/A is shown where the base number of responses is less than 10 during the period. % is calculated as Quantity/Base number*100

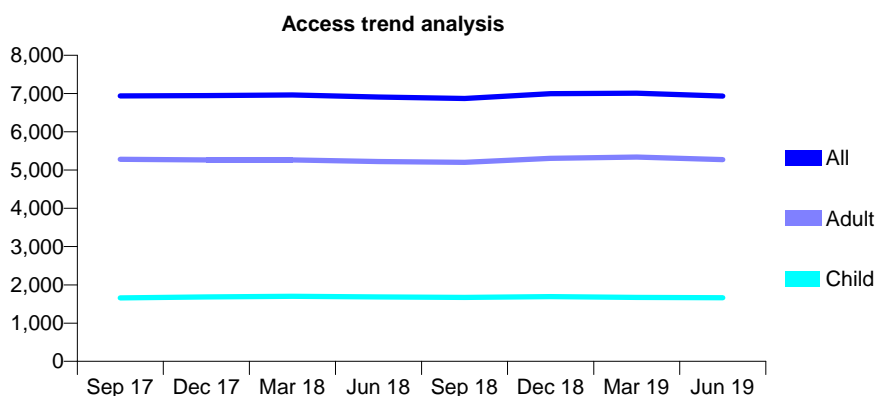
Q64 - Vital Signs At a Glance Contract Report for 108936/0001 - June 2019

Name or company name	The Health Centre Dental Practice
Contract type name	GDS Contract
Purpose of contract	General
Contract start date	01/08/2012
Contract end date	

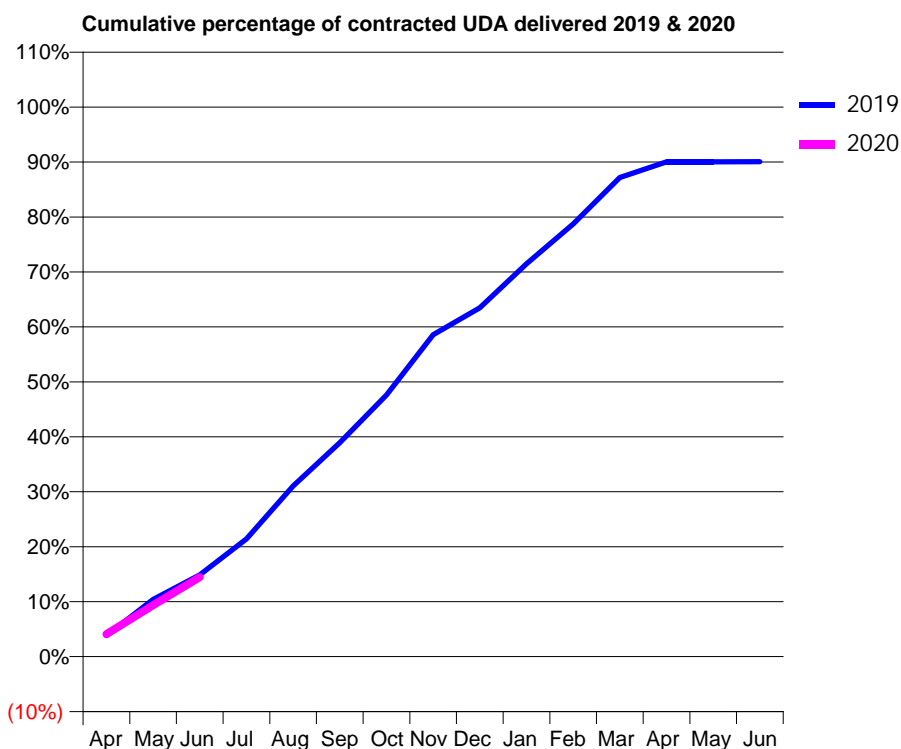
19/20 Contracted general activity (UDA)	20,000
Carry forward general activity (UDA)	0
19/20 Contracted orthodontic activity (UOA)	0
Carry forward orthodontic activity (UOA)	0
Baseline contract value	£539,973.81

ACCESS*

Patients seen in 24 months	Total	Change since previous quarter
Quarter ending June 2018	6,908	
Quarter ending September 2018	6,873	→
Quarter ending December 2018	6,998	→
Quarter ending March 2019	7,008	→
Quarter ending June 2019	6,932	↓
Variance since June 2018	0.3%	→



ACTIVITY



Month	Adjusted Scheduled Activity (UDA)	
	2019	2020
April	769	819
May	2,083	1,876
June	2,971	2,895
July	4,281	
August	6,212	
September	7,782	
October	9,521	
November	11,717	
December	12,694	
January	14,295	
February	15,747	
March	17,435	
April	18,005	
May	18,008	
June	18,016	

QUALITY

	Quantity	Base Number	Contract	AT	Region	England
% of FP17s for the same patient ID Re-attending within 3 months - Children	32	526	6.1%	8.4%	10.6%	11.4%
% of FP17s for the same patient ID Re-attending within 3 months - Adults	169	1,554	10.9%	12.9%	15.2%	15.4%
% of FP17s for the same patient ID Re-attending between 3 & 9 months - Children	348	526	66.2%	63.6%	62.3%	59.8%
% of FP17s for the same patient ID Re-attending between 3 & 9 months - Adults	1,021	1,554	65.7%	53.6%	53.3%	52.1%
% of FP17s for Band 1 Urgent Courses	118	1,762	6.7%	8.4%	9.7%	9.2%
% of FP17s Relating to Free Repair or Replacements	17	1,762	1.0%	0.6%	0.6%	0.7%
% of FP17s Relating to Continuations	10	1,762	0.6%	0.7%	0.8%	0.8%
% of Patients satisfied with the dentistry they have received	9	9	N/A	94.5%	93.4%	93.4%
% of Patients satisfied with the time they had to wait for an appointment	8	9	N/A	86.6%	86.8%	87.6%

* This is based on patients treated on this contract for their most recent course of treatment. Figures in italics indicate the base number of FP17s or Patient Questionnaire responses are less than 100. N/A is shown where the base number of responses is less than 10 during the period. % is calculated as Quantity/Base number*100

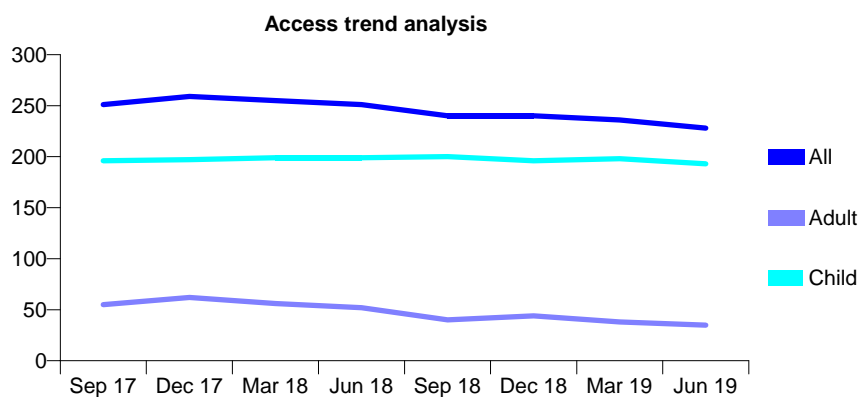
Q64 - Vital Signs At a Glance Contract Report for 109002/0001 - June 2019

Name or company name	Dr Dominic Killian Ltd
Contract type name	GDS Contract
Purpose of contract	General
Contract start date	01/10/2008
Contract end date	

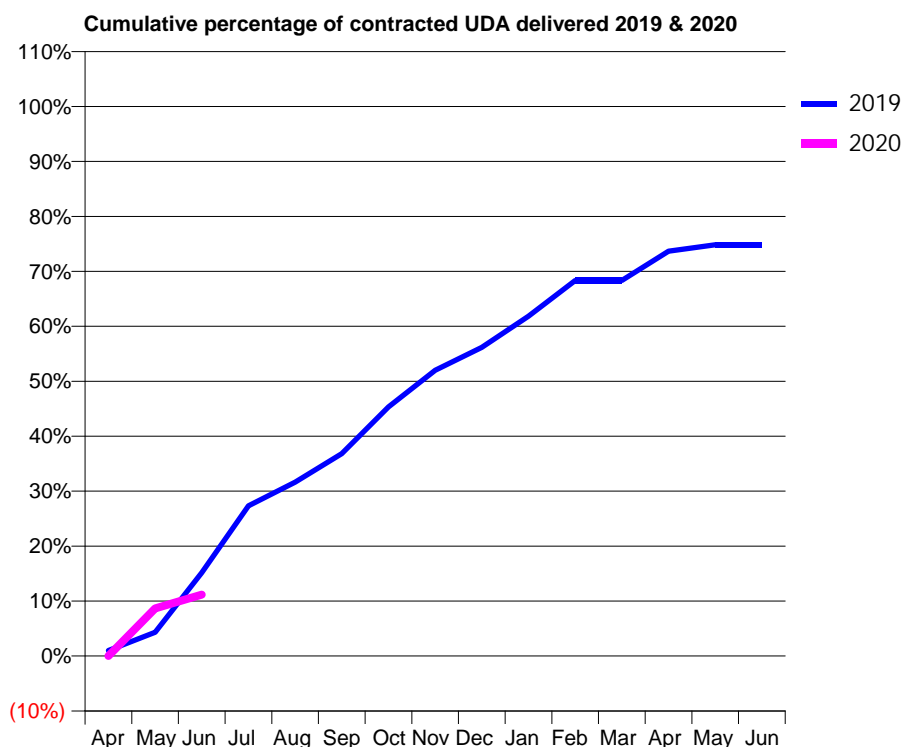
19/20 Contracted general activity (UDA)	600
Carry forward general activity (UDA)	0
19/20 Contracted orthodontic activity (UOA)	0
Carry forward orthodontic activity (UOA)	0
Baseline contract value	£16,902.73

ACCESS*

Patients seen in 24 months	Total	Change since previous quarter
Quarter ending June 2018	251	
Quarter ending September 2018	240	↓
Quarter ending December 2018	240	→
Quarter ending March 2019	236	↓
Quarter ending June 2019	228	↓
Variance since June 2018	(9.2%)	↓



ACTIVITY



Month	Adjusted Scheduled Activity (UDA)	
	2019	2020
April	6	0
May	26	52
June	91	67
July	164	
August	190	
September	221	
October	272	
November	312	
December	337	
January	371	
February	410	
March	410	
April	442	
May	449	
June	449	

QUALITY

	Quantity	Base Number	Contract	AT	Region	England
% of FP17s for the same patient ID Re-attending within 3 months - Children	2	87	2.3%	8.4%	10.6%	11.4%
% of FP17s for the same patient ID Re-attending within 3 months - Adults	0	2	0.0%	12.9%	15.2%	15.4%
% of FP17s for the same patient ID Re-attending between 3 & 9 months - Children	65	87	74.7%	63.6%	62.3%	59.8%
% of FP17s for the same patient ID Re-attending between 3 & 9 months - Adults	2	2	100.0%	53.6%	53.3%	52.1%
% of FP17s for Band 1 Urgent Courses	0	61	0.0%	8.4%	9.7%	9.2%
% of FP17s Relating to Free Repair or Replacements	0	61	0.0%	0.6%	0.6%	0.7%
% of FP17s Relating to Continuations	0	61	0.0%	0.7%	0.8%	0.8%
% of Patients satisfied with the dentistry they have received	0	0	N/A	94.5%	93.4%	93.4%
% of Patients satisfied with the time they had to wait for an appointment	0	0	N/A	86.6%	86.8%	87.6%

* This is based on patients treated on this contract for their most recent course of treatment. Figures in italics indicate the base number of FP17s or Patient Questionnaire responses are less than 100. N/A is shown where the base number of responses is less than 10 during the period. % is calculated as Quantity/Base number*100

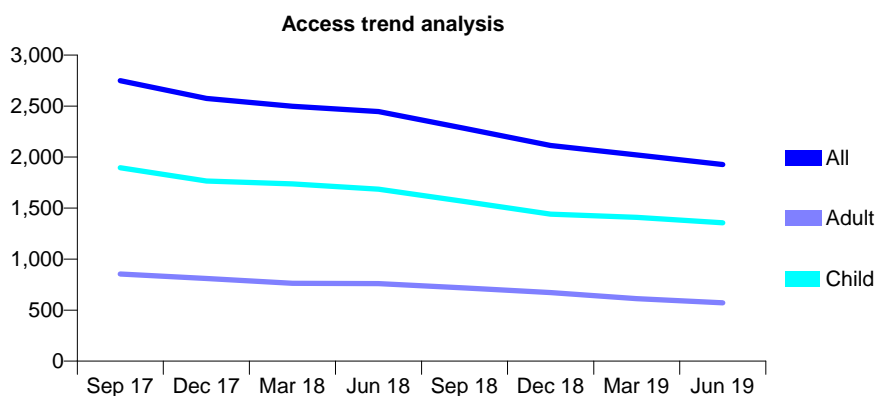
Q64 - Vital Signs At a Glance Contract Report for 113387/0001 - June 2019

Name or company name	Hanlon, Gardner Dental Surgeons
Contract type name	GDS Contract
Purpose of contract	General and Orthodontic
Contract start date	01/04/2006
Contract end date	

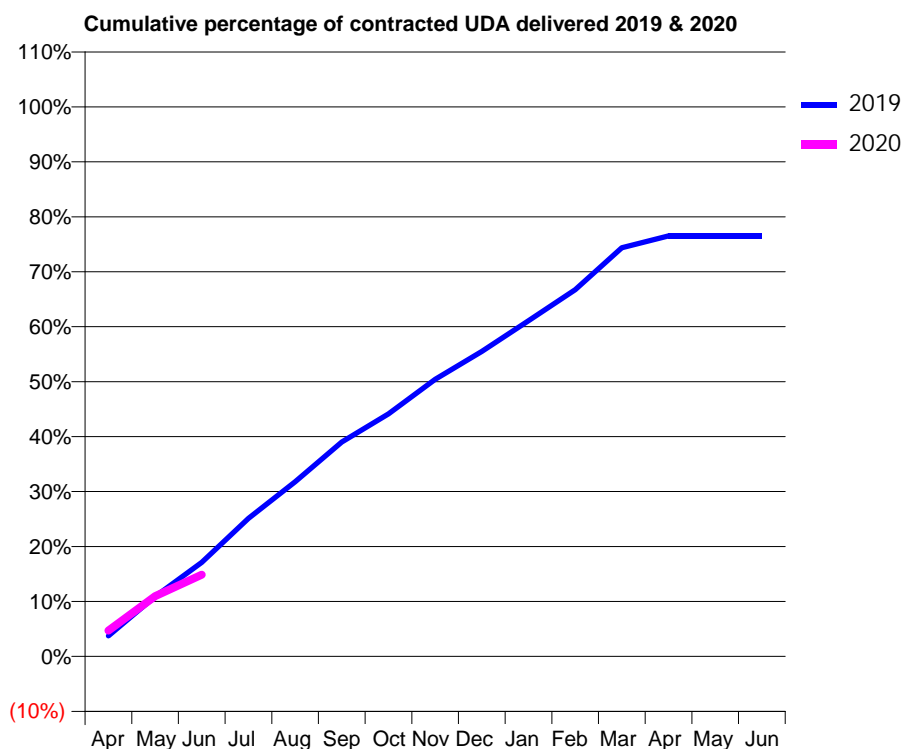
19/20 Contracted general activity (UDA)	4,000
Carry forward general activity (UDA)	0
19/20 Contracted orthodontic activity (UOA)	896
Carry forward orthodontic activity (UOA)	0
Baseline contract value	£150,111.08

ACCESS*

Patients seen in 24 months	Total	Change since previous quarter
Quarter ending June 2018	2,446	
Quarter ending September 2018	2,282	↓
Quarter ending December 2018	2,114	↓
Quarter ending March 2019	2,022	↓
Quarter ending June 2019	1,928	↓
Variance since June 2018	(21.2%)	↓



ACTIVITY



Month	2019	2020
April	165	189
May	481	438
June	756	595
July	1,109	
August	1,403	
September	1,721	
October	1,948	
November	2,225	
December	2,449	
January	2,697	
February	2,945	
March	3,282	
April	3,378	
May	3,378	
June	3,378	

QUALITY

	Quantity	Base Number	Contract	AT	Region	England
% of FP17s for the same patient ID Re-attending within 3 months - Children	69	489	14.1%	8.4%	10.6%	11.4%
% of FP17s for the same patient ID Re-attending within 3 months - Adults	7	50	14.0%	12.9%	15.2%	15.4%
% of FP17s for the same patient ID Re-attending between 3 & 9 months - Children	336	489	68.7%	63.6%	62.3%	59.8%
% of FP17s for the same patient ID Re-attending between 3 & 9 months - Adults	28	50	56.0%	53.6%	53.3%	52.1%
% of FP17s for Band 1 Urgent Courses	20	458	4.4%	8.4%	9.7%	9.2%
% of FP17s Relating to Free Repair or Replacements	0	458	0.0%	0.6%	0.6%	0.7%
% of FP17s Relating to Continuations	17	458	3.7%	0.7%	0.8%	0.8%
% of Patients satisfied with the dentistry they have received	3	3	N/A	94.5%	93.4%	93.4%
% of Patients satisfied with the time they had to wait for an appointment	3	3	N/A	86.6%	86.8%	87.6%

* This is based on patients treated on this contract for their most recent course of treatment. Figures in italics indicate the base number of FP17s or Patient Questionnaire responses are less than 100. N/A is shown where the base number of responses is less than 10 during the period. % is calculated as Quantity/Base number*100

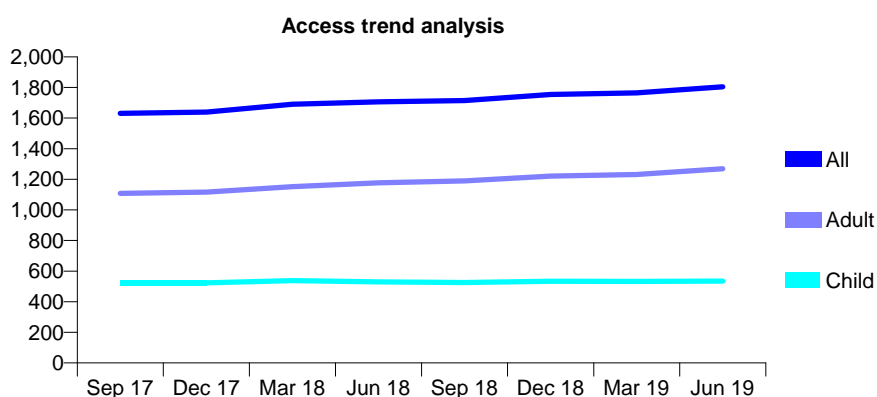
Q64 - Vital Signs At a Glance Contract Report for 114588/0001 - June 2019

Name or company name	Ferndale Dental Clinic Limited
Contract type name	GDS Contract
Purpose of contract	General
Contract start date	01/04/2008
Contract end date	

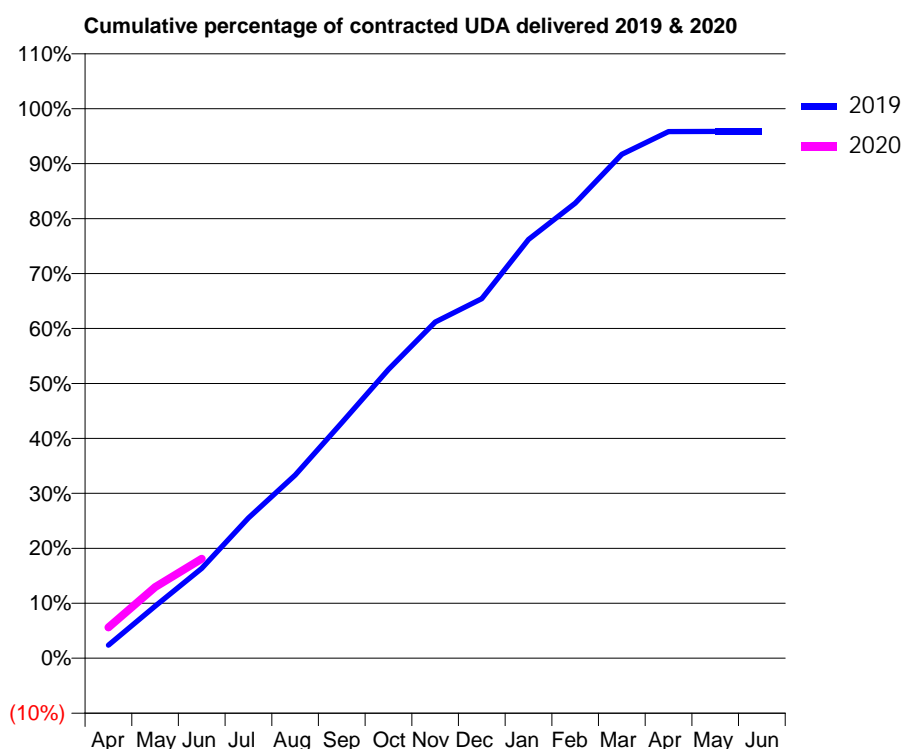
19/20 Contracted general activity (UDA)	6,764
Carry forward general activity (UDA)	0
19/20 Contracted orthodontic activity (UOA)	0
Carry forward orthodontic activity (UOA)	0
Baseline contract value	£169,197.70

ACCESS*

Patients seen in 24 months	Total	Change since previous quarter
Quarter ending June 2018	1,706	
Quarter ending September 2018	1,715	→
Quarter ending December 2018	1,755	↑
Quarter ending March 2019	1,765	→
Quarter ending June 2019	1,804	↑
Variance since June 2018	5.7%	↑



ACTIVITY



Month	2019	2020
April	161	379
May	640	876
June	1,107	1,225
July	1,727	
August	2,255	
September	2,898	
October	3,555	
November	4,138	
December	4,425	
January	5,153	
February	5,601	
March	6,203	
April	6,482	
May	6,483	
June	6,484	

QUALITY

	Quantity	Base Number	Contract	AT	Region	England
% of FP17s for the same patient ID Re-attending within 3 months - Children	18	239	7.5%	8.4%	10.6%	11.4%
% of FP17s for the same patient ID Re-attending within 3 months - Adults	55	505	10.9%	12.9%	15.2%	15.4%
% of FP17s for the same patient ID Re-attending between 3 & 9 months - Children	181	239	75.7%	63.6%	62.3%	59.8%
% of FP17s for the same patient ID Re-attending between 3 & 9 months - Adults	332	505	65.7%	53.6%	53.3%	52.1%
% of FP17s for Band 1 Urgent Courses	29	633	4.6%	8.4%	9.7%	9.2%
% of FP17s Relating to Free Repair or Replacements	2	633	0.3%	0.6%	0.6%	0.7%
% of FP17s Relating to Continuations	2	633	0.3%	0.7%	0.8%	0.8%
% of Patients satisfied with the dentistry they have received	2	2	N/A	94.5%	93.4%	93.4%
% of Patients satisfied with the time they had to wait for an appointment	2	2	N/A	86.6%	86.8%	87.6%

* This is based on patients treated on this contract for their most recent course of treatment.

Figures in italics indicate the base number of FP17s or Patient Questionnaire responses are less than 100. N/A is shown where the base number of responses is less than 10 during the period. % is calculated as Quantity/Base number*100

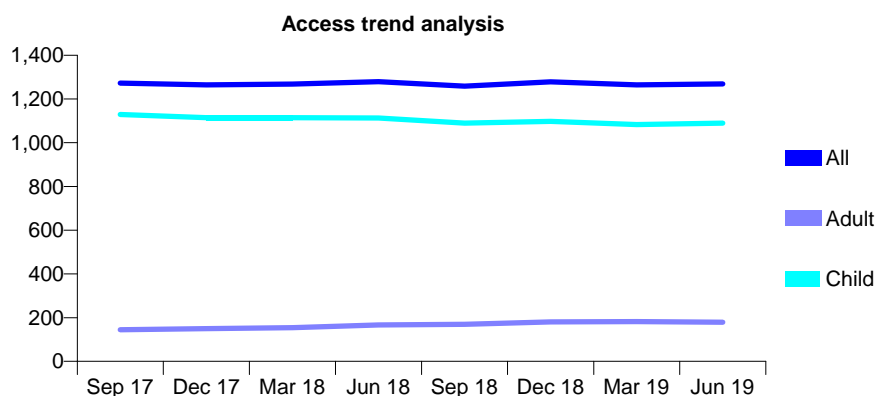
Q64 - Vital Signs At a Glance Contract Report for 117617/0001 - June 2019

Name or company name	Barley Mow Dental Care
Contract type name	GDS Contract
Purpose of contract	General
Contract start date	01/04/2006
Contract end date	

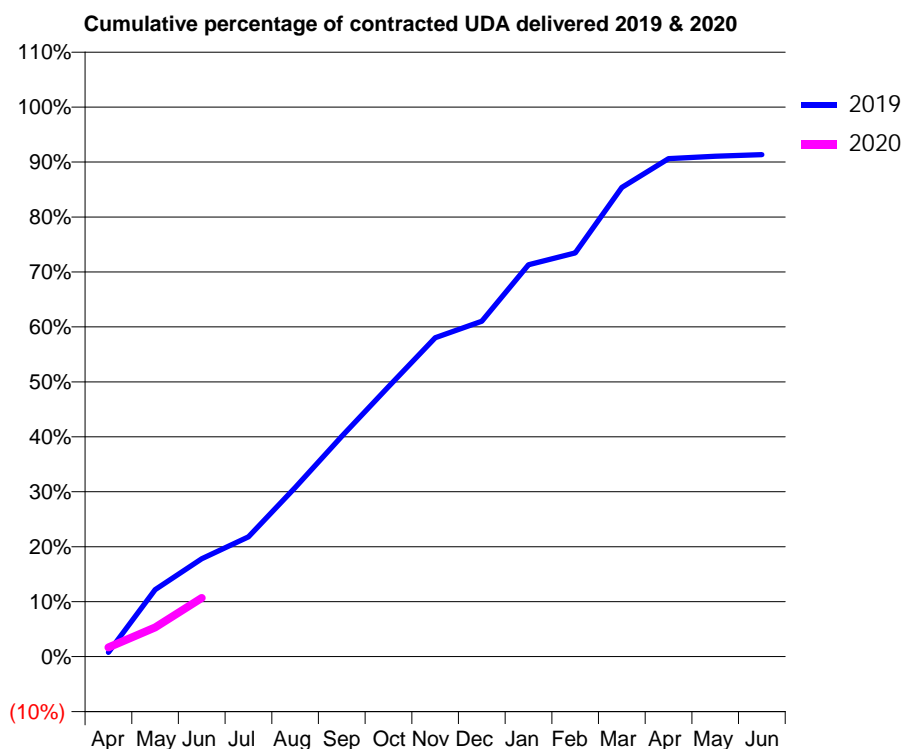
19/20 Contracted general activity (UDA)	3,100
Carry forward general activity (UDA)	0
19/20 Contracted orthodontic activity (UOA)	0
Carry forward orthodontic activity (UOA)	0
Baseline contract value	£76,418.59

ACCESS*

Patients seen in 24 months	Total	Change since previous quarter
Quarter ending June 2018	1,279	
Quarter ending September 2018	1,259	↓
Quarter ending December 2018	1,278	→
Quarter ending March 2019	1,265	↓
Quarter ending June 2019	1,269	→
Variance since June 2018	(0.8%)	→



ACTIVITY



Month	Adjusted Scheduled Activity (UDA)	
	2019	2020
April	24	52
May	378	165
June	552	330
July	676	
August	954	
September	1,243	
October	1,523	
November	1,799	
December	1,892	
January	2,210	
February	2,277	
March	2,646	
April	2,809	
May	2,822	
June	2,832	

QUALITY

	Quantity	Base Number	Contract	AT	Region	England
% of FP17s for the same patient ID Re-attending within 3 months - Children	41	383	10.7%	8.4%	10.6%	11.4%
% of FP17s for the same patient ID Re-attending within 3 months - Adults	0	22	0.0%	12.9%	15.2%	15.4%
% of FP17s for the same patient ID Re-attending between 3 & 9 months - Children	236	383	61.6%	63.6%	62.3%	59.8%
% of FP17s for the same patient ID Re-attending between 3 & 9 months - Adults	17	22	77.3%	53.6%	53.3%	52.1%
% of FP17s for Band 1 Urgent Courses	7	262	2.7%	8.4%	9.7%	9.2%
% of FP17s Relating to Free Repair or Replacements	0	262	0.0%	0.6%	0.6%	0.7%
% of FP17s Relating to Continuations	0	262	0.0%	0.7%	0.8%	0.8%
% of Patients satisfied with the dentistry they have received	1	1	N/A	94.5%	93.4%	93.4%
% of Patients satisfied with the time they had to wait for an appointment	1	1	N/A	86.6%	86.8%	87.6%

* This is based on patients treated on this contract for their most recent course of treatment. Figures in italics indicate the base number of FP17s or Patient Questionnaire responses are less than 100. N/A is shown where the base number of responses is less than 10 during the period. % is calculated as Quantity/Base number*100

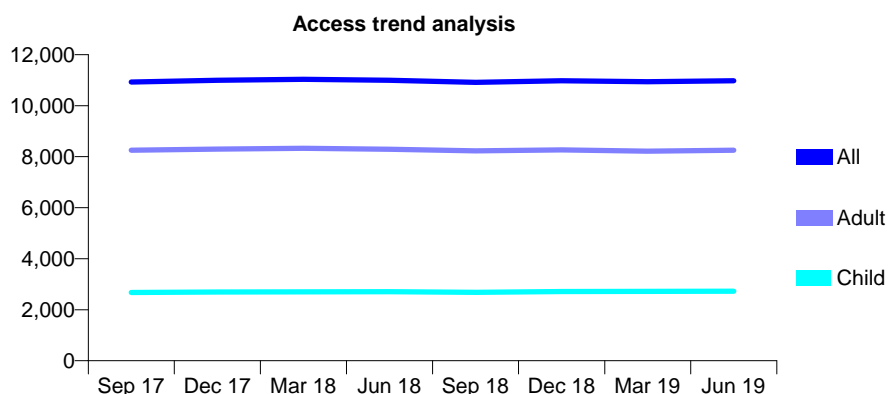
Q64 - Vital Signs At a Glance Contract Report for 117811/0001 - June 2019

Name or company name	Chipping Manor Dental Practice Ltd.
Contract type name	GDS Contract
Purpose of contract	General
Contract start date	01/04/2008
Contract end date	

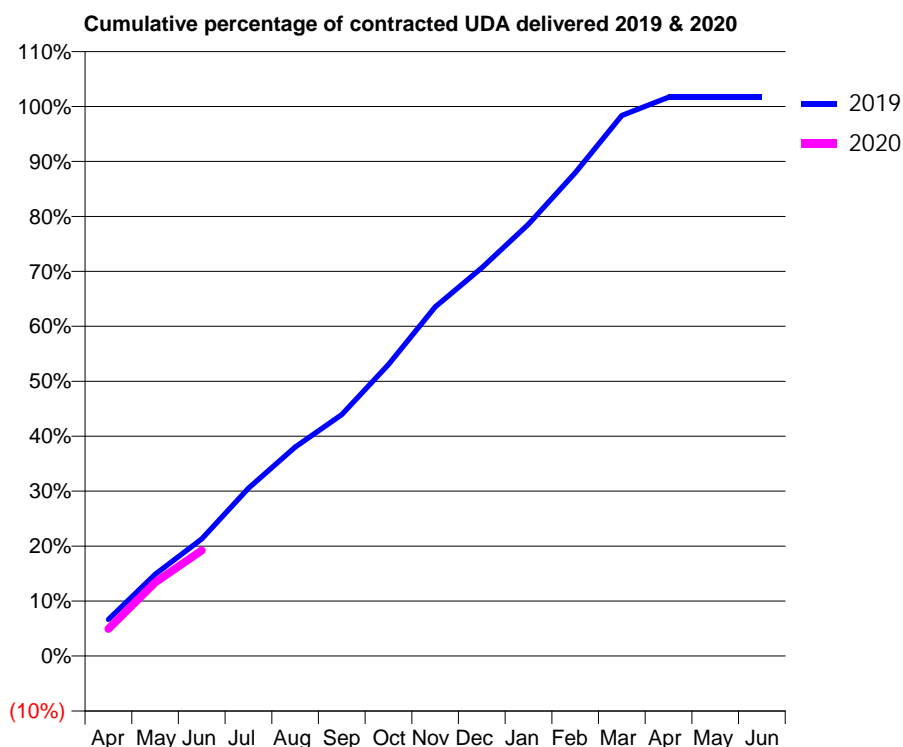
19/20 Contracted general activity (UDA)	33,004
Carry forward general activity (UDA)	0
19/20 Contracted orthodontic activity (UOA)	0
Carry forward orthodontic activity (UOA)	0
Baseline contract value	£925,936.63

ACCESS*

Patients seen in 24 months	Total	Change since previous quarter
Quarter ending June 2018	10,998	
Quarter ending September 2018	10,915	→
Quarter ending December 2018	10,979	→
Quarter ending March 2019	10,940	→
Quarter ending June 2019	10,979	→
Variance since June 2018	(0.2%)	→



ACTIVITY



Month	Adjusted Scheduled Activity (UDA)	
	2019	2020
April	2,196	1,626
May	4,902	4,418
June	7,026	6,340
July	10,079	
August	12,550	
September	14,500	
October	17,508	
November	20,975	
December	23,309	
January	25,936	
February	29,022	
March	32,462	
April	33,558	
May	33,558	
June	33,551	

QUALITY

	Quantity	Base Number	Contract	AT	Region	England
% of FP17s for the same patient ID Re-attending within 3 months - Children	86	1,056	8.1%	8.4%	10.6%	11.4%
% of FP17s for the same patient ID Re-attending within 3 months - Adults	492	2,815	17.5%	12.9%	15.2%	15.4%
% of FP17s for the same patient ID Re-attending between 3 & 9 months - Children	751	1,056	71.1%	63.6%	62.3%	59.8%
% of FP17s for the same patient ID Re-attending between 3 & 9 months - Adults	1,424	2,815	50.6%	53.6%	53.3%	52.1%
% of FP17s for Band 1 Urgent Courses	362	3,186	11.4%	8.4%	9.7%	9.2%
% of FP17s Relating to Free Repair or Replacements	37	3,186	1.2%	0.6%	0.6%	0.7%
% of FP17s Relating to Continuations	30	3,186	0.9%	0.7%	0.8%	0.8%
% of Patients satisfied with the dentistry they have received	11	11	100.0%	94.5%	93.4%	93.4%
% of Patients satisfied with the time they had to wait for an appointment	8	11	72.7%	86.6%	86.8%	87.6%

* This is based on patients treated on this contract for their most recent course of treatment. Figures in italics indicate the base number of FP17s or Patient Questionnaire responses are less than 100. N/A is shown where the base number of responses is less than 10 during the period. % is calculated as Quantity/Base number*100

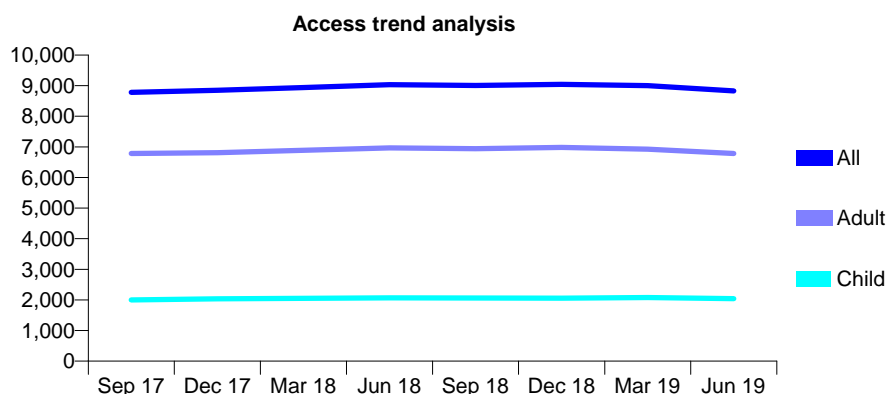
Q64 - Vital Signs At a Glance Contract Report for 117811/0002 - June 2019

Name or company name	Chipping Manor Dental Practice Ltd.
Contract type name	GDS Contract
Purpose of contract	General
Contract start date	17/09/2008
Contract end date	

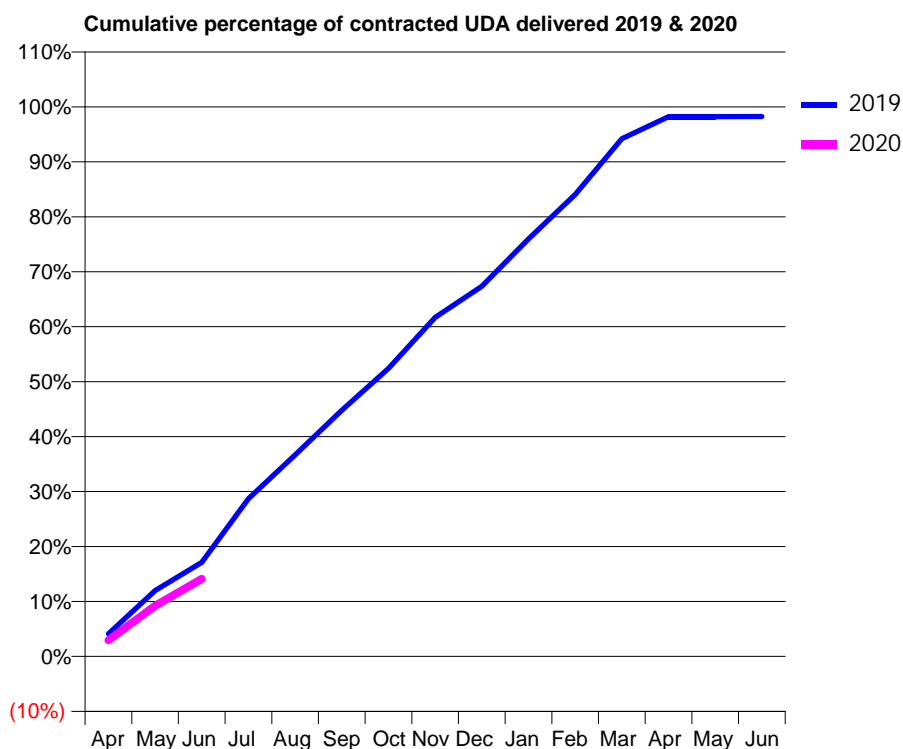
19/20 Contracted general activity (UDA)	26,100
Carry forward general activity (UDA)	0
19/20 Contracted orthodontic activity (UOA)	0
Carry forward orthodontic activity (UOA)	0
Baseline contract value	£699,919.93

ACCESS*

Patients seen in 24 months	Total	Change since previous quarter
Quarter ending June 2018	9,035	
Quarter ending September 2018	9,006	→
Quarter ending December 2018	9,044	→
Quarter ending March 2019	9,002	→
Quarter ending June 2019	8,828	↓
Variance since June 2018	(2.3%)	↓



ACTIVITY



Month	Adjusted Scheduled Activity (UDA)	
	2019	2020
April	1,072	768
May	3,133	2,412
June	4,466	3,683
July	7,488	
August	9,575	
September	11,691	
October	13,675	
November	16,103	
December	17,579	
January	19,826	
February	21,938	
March	24,581	
April	25,633	
May	25,638	
June	25,640	

QUALITY

	Quantity	Base Number	Contract	AT	Region	England
% of FP17s for the same patient ID Re-attending within 3 months - Children	38	689	5.5%	8.4%	10.6%	11.4%
% of FP17s for the same patient ID Re-attending within 3 months - Adults	204	1,942	10.5%	12.9%	15.2%	15.4%
% of FP17s for the same patient ID Re-attending between 3 & 9 months - Children	516	689	74.9%	63.6%	62.3%	59.8%
% of FP17s for the same patient ID Re-attending between 3 & 9 months - Adults	1,007	1,942	51.9%	53.6%	53.3%	52.1%
% of FP17s for Band 1 Urgent Courses	131	2,099	6.2%	8.4%	9.7%	9.2%
% of FP17s Relating to Free Repair or Replacements	25	2,099	1.2%	0.6%	0.6%	0.7%
% of FP17s Relating to Continuations	17	2,099	0.8%	0.7%	0.8%	0.8%
% of Patients satisfied with the dentistry they have received	10	10	100.0%	94.5%	93.4%	93.4%
% of Patients satisfied with the time they had to wait for an appointment	10	10	100.0%	86.6%	86.8%	87.6%

* This is based on patients treated on this contract for their most recent course of treatment. Figures in italics indicate the base number of FP17s or Patient Questionnaire responses are less than 100. N/A is shown where the base number of responses is less than 10 during the period. % is calculated as Quantity/Base number*100

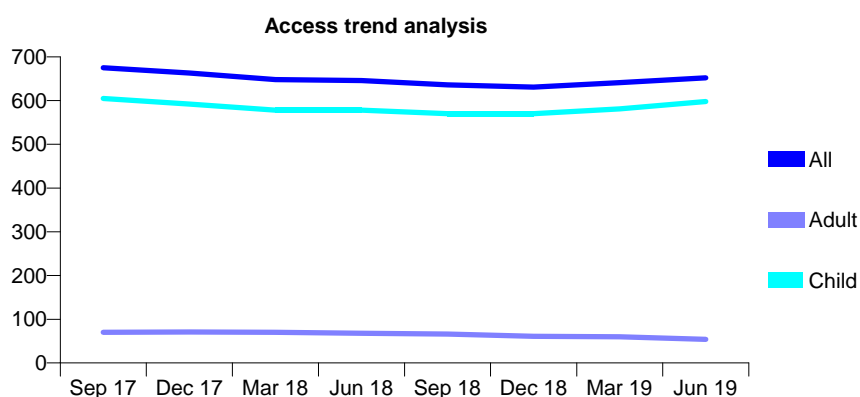
Q64 - Vital Signs At a Glance Contract Report for 118222/0002 - June 2019

Name or company name	Long Street Dental
Contract type name	GDS Contract
Purpose of contract	General
Contract start date	01/05/2006
Contract end date	

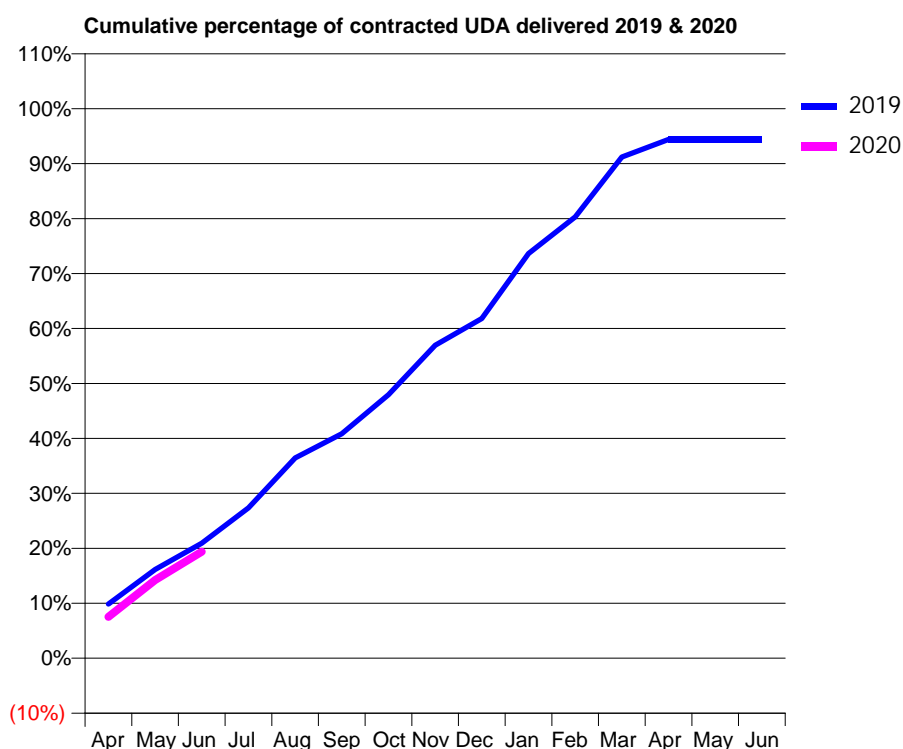
19/20 Contracted general activity (UDA)	1,300
Carry forward general activity (UDA)	0
19/20 Contracted orthodontic activity (UOA)	0
Carry forward orthodontic activity (UOA)	0
Baseline contract value	£35,284.75

ACCESS*

Patients seen in 24 months	Total	Change since previous quarter
Quarter ending June 2018	646	
Quarter ending September 2018	636	↓
Quarter ending December 2018	631	→
Quarter ending March 2019	641	→
Quarter ending June 2019	652	→
Variance since June 2018	0.9%	→



ACTIVITY



Month	2019	2020
April	128	98
May	210	185
June	272	252
July	356	
August	474	
September	531	
October	624	
November	740	
December	804	
January	957	
February	1,044	
March	1,185	
April	1,227	
May	1,227	
June	1,227	

QUALITY

	Quantity	Base Number	Contract	AT	Region	England
% of FP17s for the same patient ID Re-attending within 3 months - Children	18	242	7.4%	8.4%	10.6%	11.4%
% of FP17s for the same patient ID Re-attending within 3 months - Adults	0	0	N/A	12.9%	15.2%	15.4%
% of FP17s for the same patient ID Re-attending between 3 & 9 months - Children	172	242	71.1%	63.6%	62.3%	59.8%
% of FP17s for the same patient ID Re-attending between 3 & 9 months - Adults	0	0	N/A	53.6%	53.3%	52.1%
% of FP17s for Band 1 Urgent Courses	0	208	0.0%	8.4%	9.7%	9.2%
% of FP17s Relating to Free Repair or Replacements	0	208	0.0%	0.6%	0.6%	0.7%
% of FP17s Relating to Continuations	7	208	3.4%	0.7%	0.8%	0.8%
% of Patients satisfied with the dentistry they have received	0	0	N/A	94.5%	93.4%	93.4%
% of Patients satisfied with the time they had to wait for an appointment	0	0	N/A	86.6%	86.8%	87.6%

* This is based on patients treated on this contract for their most recent course of treatment.

Figures in italics indicate the base number of FP17s or Patient Questionnaire responses are less than 100. N/A is shown where the base number of responses is less than 10 during the period. % is calculated as Quantity/Base number*100

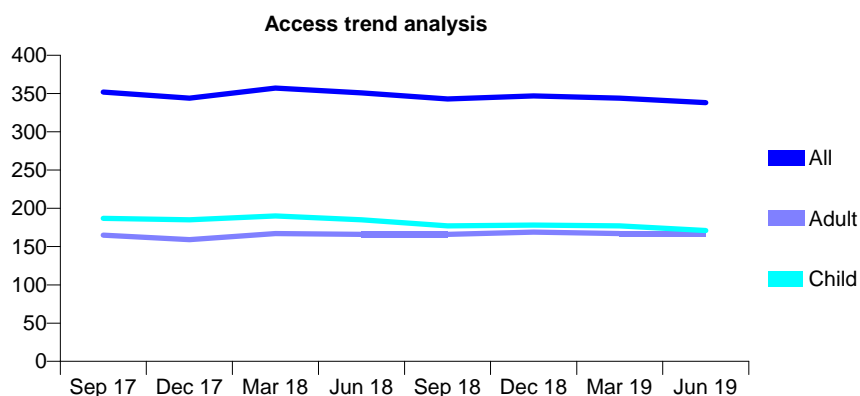
Q64 - Vital Signs At a Glance Contract Report for 119504/0001 - June 2019

Name or company name	Mr CS Lambert-Rose
Contract type name	GDS Contract
Purpose of contract	General
Contract start date	18/05/2012
Contract end date	

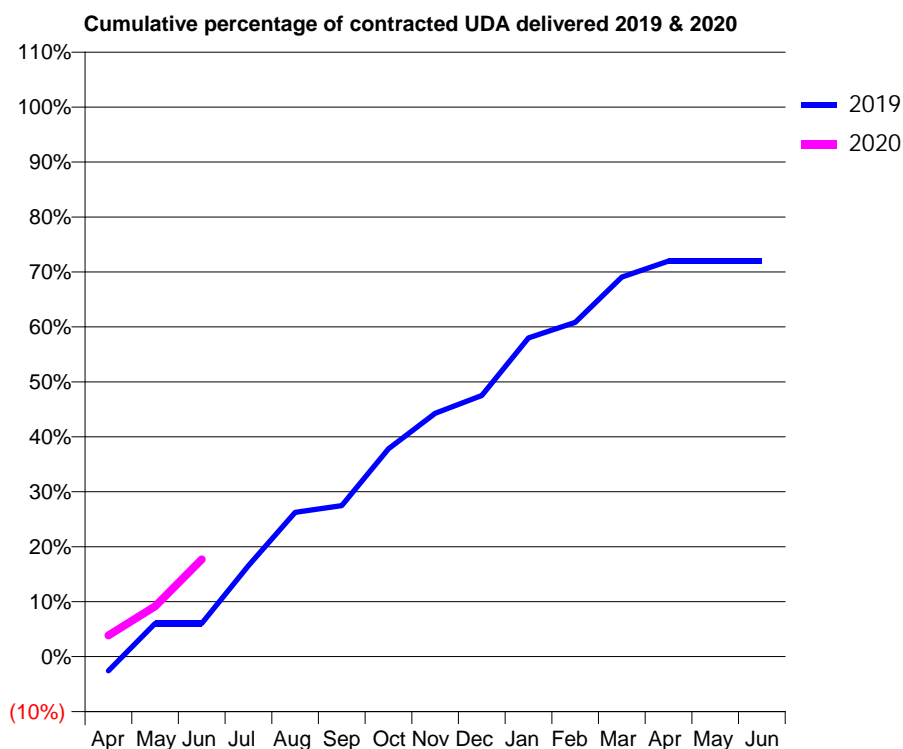
19/20 Contracted general activity (UDA)	650
Carry forward general activity (UDA)	0
19/20 Contracted orthodontic activity (UOA)	0
Carry forward orthodontic activity (UOA)	0
Baseline contract value	£14,790.02

ACCESS*

Patients seen in 24 months	Total	Change since previous quarter
Quarter ending June 2018	351	
Quarter ending September 2018	343	↓
Quarter ending December 2018	347	→
Quarter ending March 2019	344	→
Quarter ending June 2019	338	↓
Variance since June 2018	(3.7%)	↓



ACTIVITY



Month	Adjusted Scheduled Activity (UDA)	
	2019	2020
April	-17	25
May	39	60
June	39	115
July	108	
August	171	
September	179	
October	246	
November	288	
December	309	
January	377	
February	395	
March	449	
April	468	
May	468	
June	468	

QUALITY

	Quantity	Base Number	Contract	AT	Region	England
% of FP17s for the same patient ID Re-attending within 3 months - Children	1	47	2.1%	8.4%	10.6%	11.4%
% of FP17s for the same patient ID Re-attending within 3 months - Adults	5	33	15.2%	12.9%	15.2%	15.4%
% of FP17s for the same patient ID Re-attending between 3 & 9 months - Children	11	47	23.4%	63.6%	62.3%	59.8%
% of FP17s for the same patient ID Re-attending between 3 & 9 months - Adults	8	33	24.2%	53.6%	53.3%	52.1%
% of FP17s for Band 1 Urgent Courses	5	63	7.9%	8.4%	9.7%	9.2%
% of FP17s Relating to Free Repair or Replacements	0	63	0.0%	0.6%	0.6%	0.7%
% of FP17s Relating to Continuations	0	63	0.0%	0.7%	0.8%	0.8%
% of Patients satisfied with the dentistry they have received	0	0	N/A	94.5%	93.4%	93.4%
% of Patients satisfied with the time they had to wait for an appointment	0	0	N/A	86.6%	86.8%	87.6%

* This is based on patients treated on this contract for their most recent course of treatment. Figures in italics indicate the base number of FP17s or Patient Questionnaire responses are less than 100. N/A is shown where the base number of responses is less than 10 during the period. % is calculated as Quantity/Base number*100

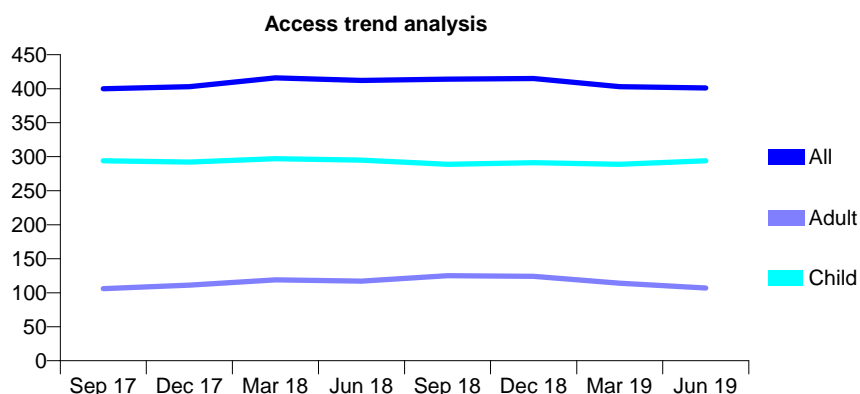
Q64 - Vital Signs At a Glance Contract Report for 119733/0001 - June 2019

Name or company name	CD Rosser Dental Practice Ltd
Contract type name	GDS Contract
Purpose of contract	General
Contract start date	01/07/2012
Contract end date	

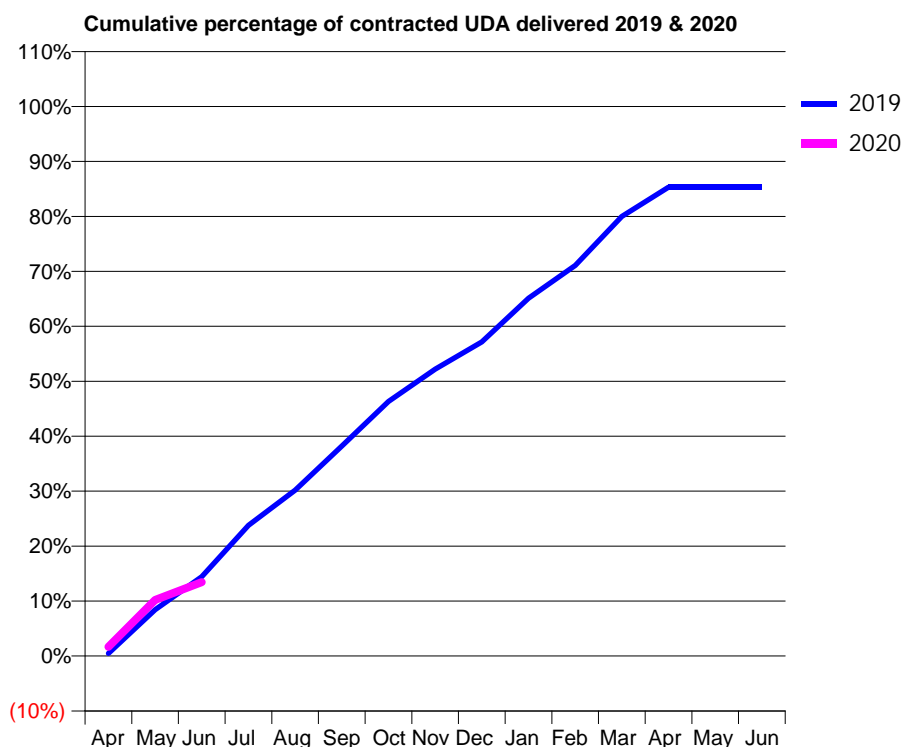
19/20 Contracted general activity (UDA)	1,187
Carry forward general activity (UDA)	0
19/20 Contracted orthodontic activity (UOA)	0
Carry forward orthodontic activity (UOA)	0
Baseline contract value	£27,462.29

ACCESS*

Patients seen in 24 months	Total	Change since previous quarter
Quarter ending June 2018	412	
Quarter ending September 2018	414	→
Quarter ending December 2018	415	→
Quarter ending March 2019	403	↓
Quarter ending June 2019	401	→
Variance since June 2018	(2.7%)	↓



ACTIVITY



Month	Adjusted Scheduled Activity (UDA)	
	2019	2020
April	6	20
May	100	121
June	171	159
July	282	
August	358	
September	453	
October	550	
November	620	
December	679	
January	773	
February	844	
March	950	
April	1,013	
May	1,013	
June	1,013	

QUALITY

	Quantity	Base Number	Contract	AT	Region	England
% of FP17s for the same patient ID Re-attending within 3 months - Children	6	108	5.6%	8.4%	10.6%	11.4%
% of FP17s for the same patient ID Re-attending within 3 months - Adults	5	26	19.2%	12.9%	15.2%	15.4%
% of FP17s for the same patient ID Re-attending between 3 & 9 months - Children	71	108	65.7%	63.6%	62.3%	59.8%
% of FP17s for the same patient ID Re-attending between 3 & 9 months - Adults	19	26	73.1%	53.6%	53.3%	52.1%
% of FP17s for Band 1 Urgent Courses	2	107	1.9%	8.4%	9.7%	9.2%
% of FP17s Relating to Free Repair or Replacements	0	107	0.0%	0.6%	0.6%	0.7%
% of FP17s Relating to Continuations	0	107	0.0%	0.7%	0.8%	0.8%
% of Patients satisfied with the dentistry they have received	0	0	N/A	94.5%	93.4%	93.4%
% of Patients satisfied with the time they had to wait for an appointment	0	0	N/A	86.6%	86.8%	87.6%

* This is based on patients treated on this contract for their most recent course of treatment. Figures in italics indicate the base number of FP17s or Patient Questionnaire responses are less than 100. N/A is shown where the base number of responses is less than 10 during the period. % is calculated as Quantity/Base number*100

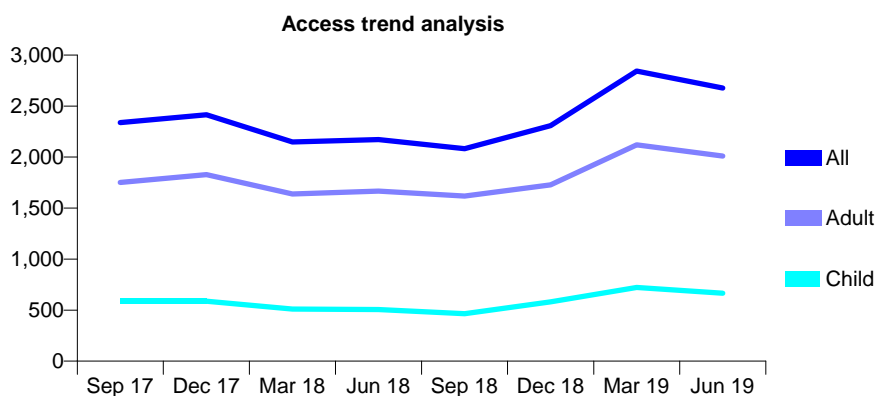
Q64 - Vital Signs At a Glance Contract Report for 121851/0001 - June 2019

Name or company name	Dharwar Moller Partnership
Contract type name	GDS Contract
Purpose of contract	General
Contract start date	01/02/2016
Contract end date	

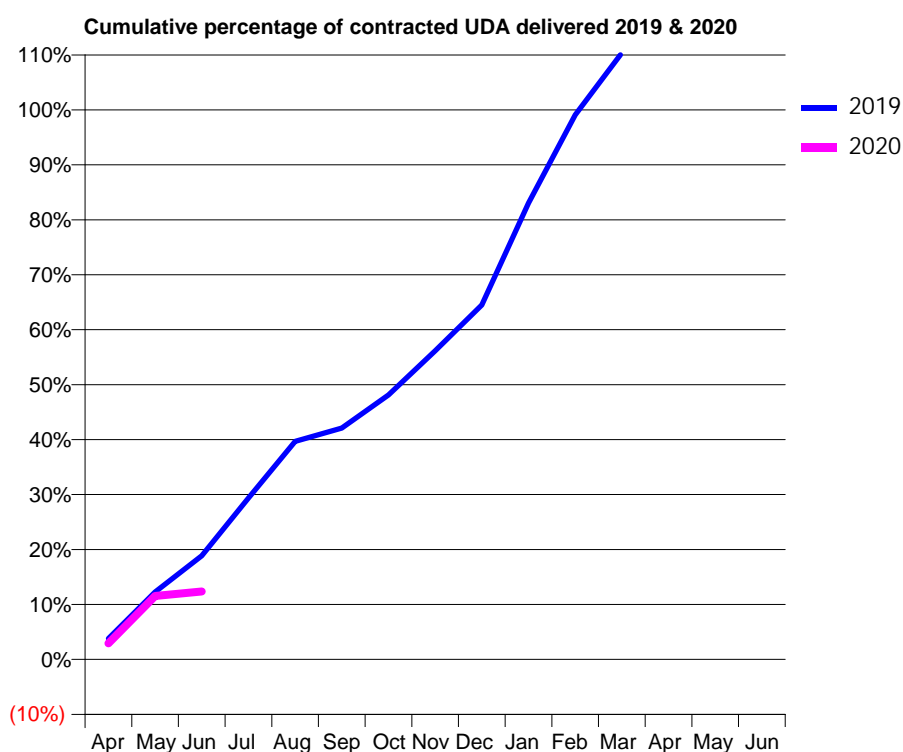
19/20 Contracted general activity (UDA)	6,500
Carry forward general activity (UDA)	0
19/20 Contracted orthodontic activity (UOA)	0
Carry forward orthodontic activity (UOA)	0
Baseline contract value	£140,338.51

ACCESS*

Patients seen in 24 months	Total	Change since previous quarter
Quarter ending June 2018	2,172	
Quarter ending September 2018	2,082	↓
Quarter ending December 2018	2,308	↑
Quarter ending March 2019	2,842	↑
Quarter ending June 2019	2,676	↓
Variance since June 2018	23.2%	↑



ACTIVITY



Month	2019	2020
April	246	191
May	797	752
June	1,227	804
July	1,909	
August	2,580	
September	2,735	
October	3,129	
November	3,650	
December	4,192	
January	5,397	
February	6,441	
March	7,173	
April	7,511	
May	7,516	
June	7,514	

QUALITY

	Quantity	Base Number	Contract	AT	Region	England
% of FP17s for the same patient ID Re-attending within 3 months - Children	4	123	3.3%	8.4%	10.6%	11.4%
% of FP17s for the same patient ID Re-attending within 3 months - Adults	37	396	9.3%	12.9%	15.2%	15.4%
% of FP17s for the same patient ID Re-attending between 3 & 9 months - Children	24	123	19.5%	63.6%	62.3%	59.8%
% of FP17s for the same patient ID Re-attending between 3 & 9 months - Adults	61	396	15.4%	53.6%	53.3%	52.1%
% of FP17s for Band 1 Urgent Courses	25	364	6.9%	8.4%	9.7%	9.2%
% of FP17s Relating to Free Repair or Replacements	4	364	1.1%	0.6%	0.6%	0.7%
% of FP17s Relating to Continuations	9	364	2.5%	0.7%	0.8%	0.8%
% of Patients satisfied with the dentistry they have received	5	5	N/A	94.5%	93.4%	93.4%
% of Patients satisfied with the time they had to wait for an appointment	4	5	N/A	86.6%	86.8%	87.6%

* This is based on patients treated on this contract for their most recent course of treatment. Figures in italics indicate the base number of FP17s or Patient Questionnaire responses are less than 100. N/A is shown where the base number of responses is less than 10 during the period. % is calculated as Quantity/Base number*100

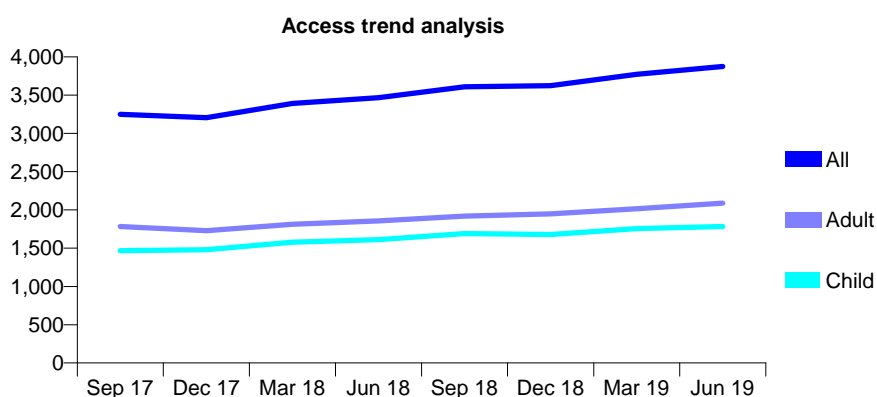
Q64 - Vital Signs At a Glance Contract Report for 122157/0001 - June 2019

Name or company name	Care Dental
Contract type name	GDS Contract
Purpose of contract	General
Contract start date	01/04/2013
Contract end date	

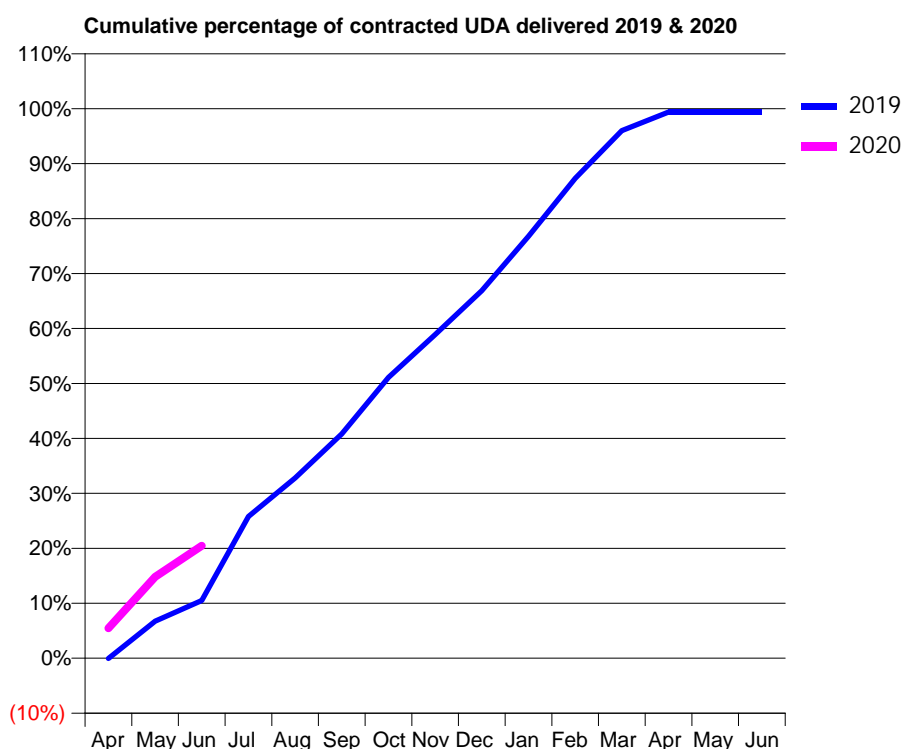
19/20 Contracted general activity (UDA)	9,000
Carry forward general activity (UDA)	0
19/20 Contracted orthodontic activity (UOA)	0
Carry forward orthodontic activity (UOA)	0
Baseline contract value	£245,278.62

ACCESS*

Patients seen in 24 months	Total	Change since previous quarter
Quarter ending June 2018	3,468	
Quarter ending September 2018	3,609	↑
Quarter ending December 2018	3,625	→
Quarter ending March 2019	3,772	↑
Quarter ending June 2019	3,873	↑
Variance since June 2018	11.7%	↑



ACTIVITY



Adjusted Scheduled Activity (UDA)		
Month	2019	2020
April	-5	492
May	607	1,334
June	944	1,843
July	2,320	
August	2,953	
September	3,675	
October	4,598	
November	5,301	
December	6,018	
January	6,912	
February	7,860	
March	8,638	
April	8,944	
May	8,944	
June	8,944	

QUALITY

	Quantity	Base Number	Contract	AT	Region	England
% of FP17s for the same patient ID Re-attending within 3 months - Children	27	642	4.2%	8.4%	10.6%	11.4%
% of FP17s for the same patient ID Re-attending within 3 months - Adults	50	594	8.4%	12.9%	15.2%	15.4%
% of FP17s for the same patient ID Re-attending between 3 & 9 months - Children	407	642	63.4%	63.6%	62.3%	59.8%
% of FP17s for the same patient ID Re-attending between 3 & 9 months - Adults	303	594	51.0%	53.6%	53.3%	52.1%
% of FP17s for Band 1 Urgent Courses	46	1,075	4.3%	8.4%	9.7%	9.2%
% of FP17s Relating to Free Repair or Replacements	2	1,075	0.2%	0.6%	0.6%	0.7%
% of FP17s Relating to Continuations	9	1,075	0.8%	0.7%	0.8%	0.8%
% of Patients satisfied with the dentistry they have received	1	1	N/A	94.5%	93.4%	93.4%
% of Patients satisfied with the time they had to wait for an appointment	1	1	N/A	86.6%	86.8%	87.6%

* This is based on patients treated on this contract for their most recent course of treatment.

Figures in italics indicate the base number of FP17s or Patient Questionnaire responses are less than 100. N/A is shown where the base number of responses is less than 10 during the period. % is calculated as Quantity/Base number*100

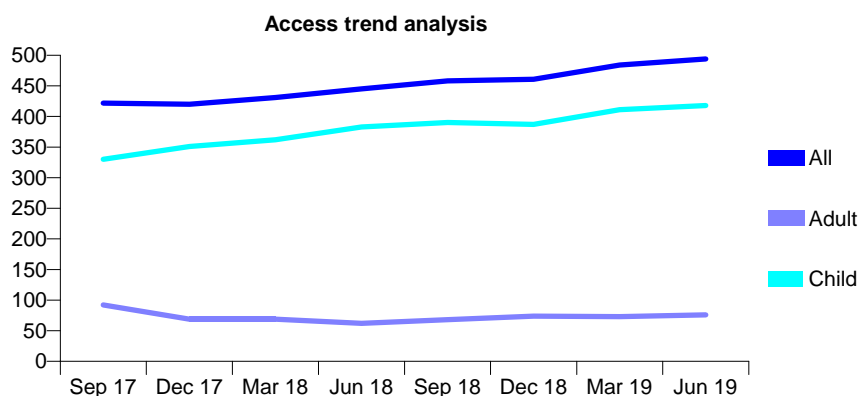
Q64 - Vital Signs At a Glance Contract Report for 123455/0001 - June 2019

Name or company name	The Corsham Dental Partnership
Contract type name	GDS Contract
Purpose of contract	General
Contract start date	29/08/2014
Contract end date	

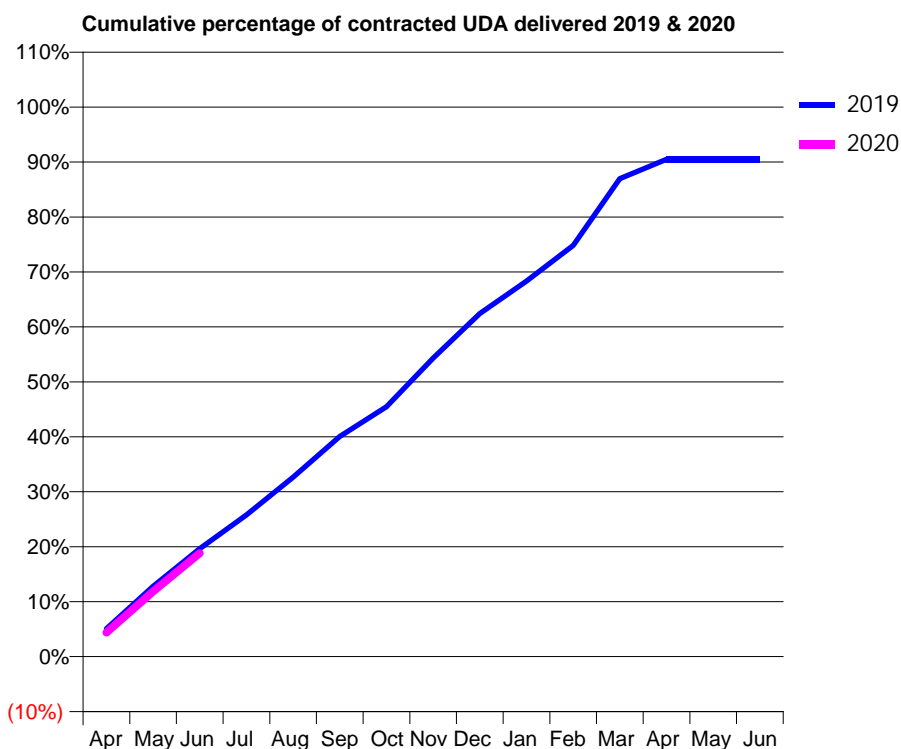
19/20 Contracted general activity (UDA)	1,085
Carry forward general activity (UDA)	0
19/20 Contracted orthodontic activity (UOA)	0
Carry forward orthodontic activity (UOA)	0
Baseline contract value	£23,823.85

ACCESS*

Patients seen in 24 months	Total	Change since previous quarter
Quarter ending June 2018	445	
Quarter ending September 2018	458	↑
Quarter ending December 2018	461	→
Quarter ending March 2019	484	↑
Quarter ending June 2019	494	↑
Variance since June 2018	11.0%	↑



ACTIVITY



Month	Adjusted Scheduled Activity (UDA)	
	2019	2020
April	55	47
May	139	129
June	213	204
July	280	
August	354	
September	435	
October	493	
November	589	
December	677	
January	741	
February	812	
March	944	
April	982	
May	982	
June	982	

QUALITY

	Quantity	Base Number	Contract	AT	Region	England
% of FP17s for the same patient ID Re-attending within 3 months - Children	12	188	6.4%	8.4%	10.6%	11.4%
% of FP17s for the same patient ID Re-attending within 3 months - Adults	1	6	16.7%	12.9%	15.2%	15.4%
% of FP17s for the same patient ID Re-attending between 3 & 9 months - Children	133	188	70.7%	63.6%	62.3%	59.8%
% of FP17s for the same patient ID Re-attending between 3 & 9 months - Adults	5	6	83.3%	53.6%	53.3%	52.1%
% of FP17s for Band 1 Urgent Courses	6	168	3.6%	8.4%	9.7%	9.2%
% of FP17s Relating to Free Repair or Replacements	0	168	0.0%	0.6%	0.6%	0.7%
% of FP17s Relating to Continuations	1	168	0.6%	0.7%	0.8%	0.8%
% of Patients satisfied with the dentistry they have received	1	1	N/A	94.5%	93.4%	93.4%
% of Patients satisfied with the time they had to wait for an appointment	1	1	N/A	86.6%	86.8%	87.6%

* This is based on patients treated on this contract for their most recent course of treatment. Figures in italics indicate the base number of FP17s or Patient Questionnaire responses are less than 100. N/A is shown where the base number of responses is less than 10 during the period. % is calculated as Quantity/Base number*100

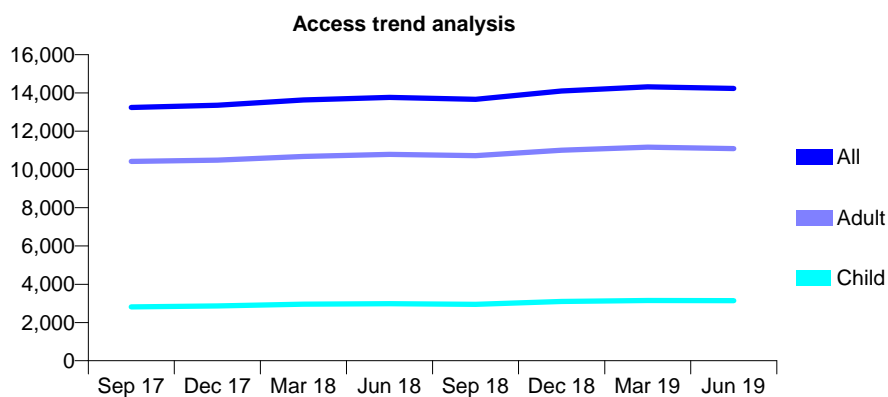
Q64 - Vital Signs At a Glance Contract Report for 125385/0001 - June 2019

Name or company name	Dr Michael Frain Ltd
Contract type name	GDS Contract
Purpose of contract	General
Contract start date	01/04/2008
Contract end date	

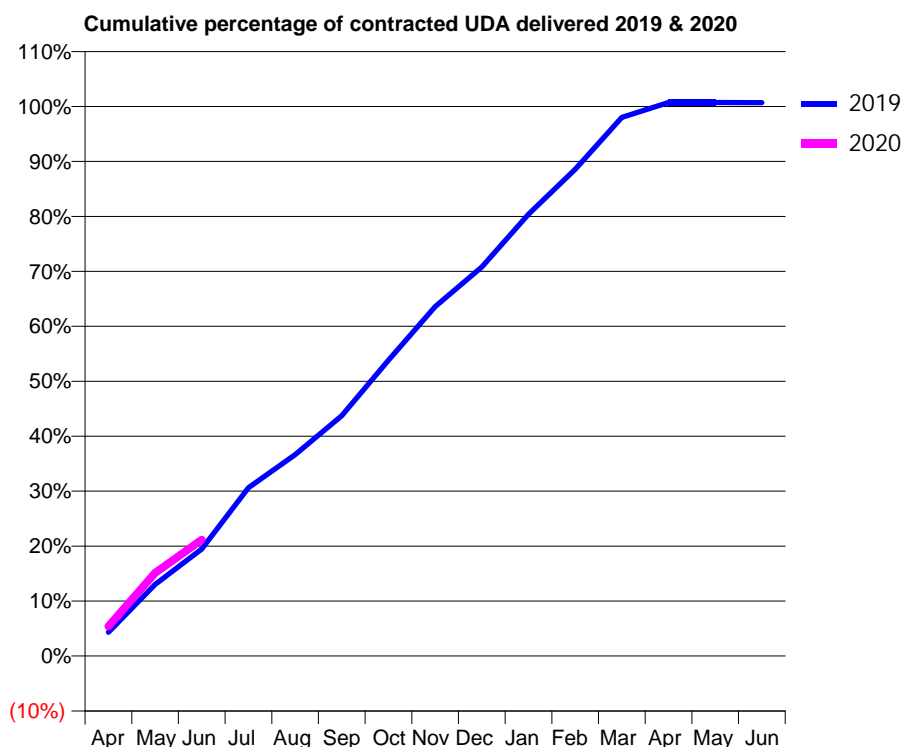
19/20 Contracted general activity (UDA)	35,732
Carry forward general activity (UDA)	0
19/20 Contracted orthodontic activity (UOA)	0
Carry forward orthodontic activity (UOA)	0
Baseline contract value	£827,480.34

ACCESS*

Patients seen in 24 months	Total	Change since previous quarter
Quarter ending June 2018	13,768	
Quarter ending September 2018	13,666	→
Quarter ending December 2018	14,103	↑
Quarter ending March 2019	14,316	→
Quarter ending June 2019	14,233	→
Variance since June 2018	3.4%	↑



ACTIVITY



Month	Adjusted Scheduled Activity (UDA)	
	2019	2020
April	1,563	1,930
May	4,714	5,404
June	7,047	7,556
July	11,079	
August	13,254	
September	15,814	
October	19,472	
November	22,998	
December	25,598	
January	29,071	
February	32,035	
March	35,449	
April	36,427	
May	36,426	
June	36,423	

QUALITY

	Quantity	Base Number	Contract	AT	Region	England
% of FP17s for the same patient ID Re-attending within 3 months - Children	57	1,187	4.8%	8.4%	10.6%	11.4%
% of FP17s for the same patient ID Re-attending within 3 months - Adults	384	3,777	10.2%	12.9%	15.2%	15.4%
% of FP17s for the same patient ID Re-attending between 3 & 9 months - Children	854	1,187	71.9%	63.6%	62.3%	59.8%
% of FP17s for the same patient ID Re-attending between 3 & 9 months - Adults	2,506	3,777	66.3%	53.6%	53.3%	52.1%
% of FP17s for Band 1 Urgent Courses	189	4,369	4.3%	8.4%	9.7%	9.2%
% of FP17s Relating to Free Repair or Replacements	46	4,369	1.1%	0.6%	0.6%	0.7%
% of FP17s Relating to Continuations	26	4,369	0.6%	0.7%	0.8%	0.8%
% of Patients satisfied with the dentistry they have received	7	7	N/A	94.5%	93.4%	93.4%
% of Patients satisfied with the time they had to wait for an appointment	7	7	N/A	86.6%	86.8%	87.6%

* This is based on patients treated on this contract for their most recent course of treatment. Figures in italics indicate the base number of FP17s or Patient Questionnaire responses are less than 100. N/A is shown where the base number of responses is less than 10 during the period. % is calculated as Quantity/Base number*100

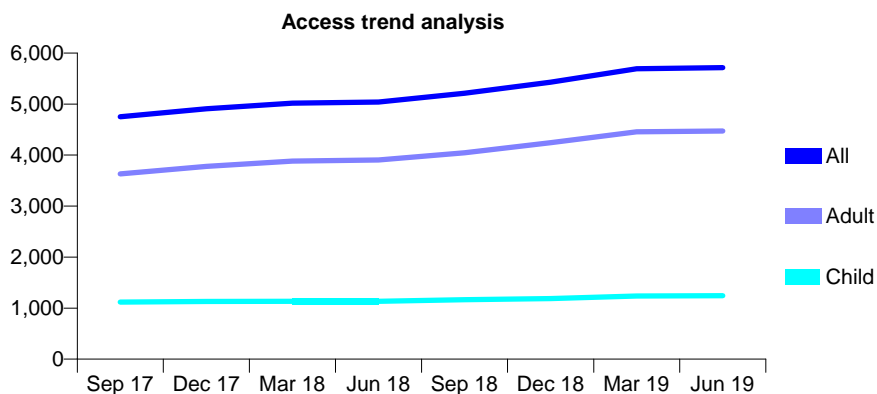
Q64 - Vital Signs At a Glance Contract Report for 125385/0002 - June 2019

Name or company name	Dr Michael Frain Ltd
Contract type name	GDS Contract
Purpose of contract	General and Orthodontic
Contract start date	01/04/2008
Contract end date	

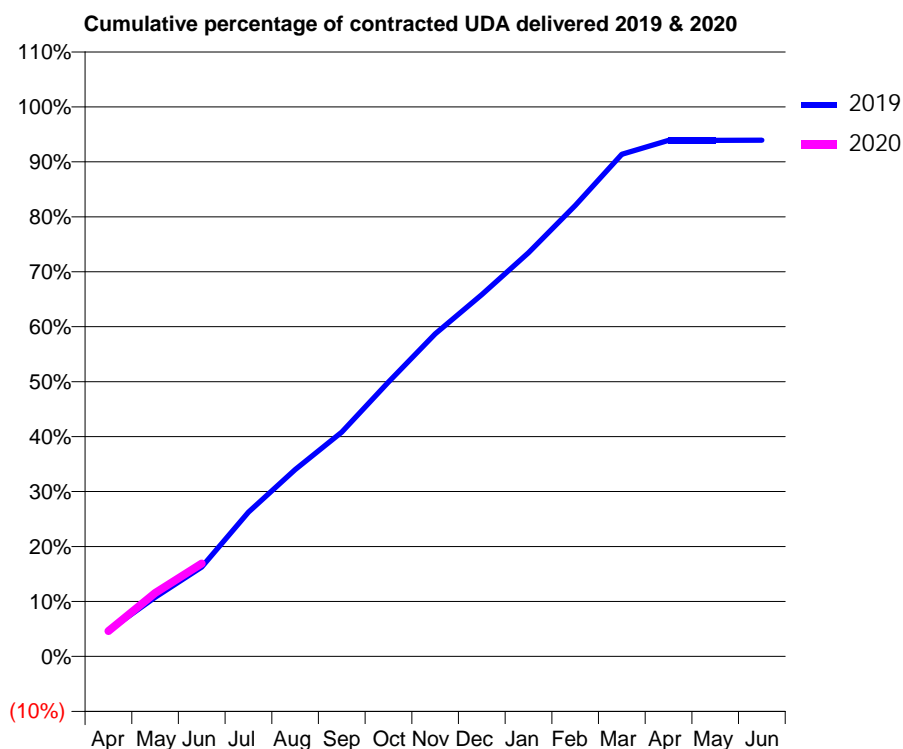
19/20 Contracted general activity (UDA)	14,500
Carry forward general activity (UDA)	0
19/20 Contracted orthodontic activity (UOA)	5,228
Carry forward orthodontic activity (UOA)	0
Baseline contract value	£693,315.05

ACCESS*

Patients seen in 24 months	Total	Change since previous quarter
Quarter ending June 2018	5,039	
Quarter ending September 2018	5,211	↑
Quarter ending December 2018	5,430	↑
Quarter ending March 2019	5,694	↑
Quarter ending June 2019	5,713	→
Variance since June 2018	13.4%	↑



ACTIVITY



Month	2019	2020
April	678	670
May	1,560	1,677
June	2,359	2,451
July	3,806	
August	4,933	
September	5,918	
October	7,238	
November	8,509	
December	9,546	
January	10,654	
February	11,899	
March	13,250	
April	13,615	
May	13,616	
June	13,617	

QUALITY

	Quantity	Base Number	Contract	AT	Region	England
% of FP17s for the same patient ID Re-attending within 3 months - Children	87	517	16.8%	8.4%	10.6%	11.4%
% of FP17s for the same patient ID Re-attending within 3 months - Adults	181	1,415	12.8%	12.9%	15.2%	15.4%
% of FP17s for the same patient ID Re-attending between 3 & 9 months - Children	251	517	48.5%	63.6%	62.3%	59.8%
% of FP17s for the same patient ID Re-attending between 3 & 9 months - Adults	805	1,415	56.9%	53.6%	53.3%	52.1%
% of FP17s for Band 1 Urgent Courses	115	1,596	7.2%	8.4%	9.7%	9.2%
% of FP17s Relating to Free Repair or Replacements	20	1,596	1.3%	0.6%	0.6%	0.7%
% of FP17s Relating to Continuations	4	1,596	0.3%	0.7%	0.8%	0.8%
% of Patients satisfied with the dentistry they have received	4	4	N/A	94.5%	93.4%	93.4%
% of Patients satisfied with the time they had to wait for an appointment	4	4	N/A	86.6%	86.8%	87.6%

* This is based on patients treated on this contract for their most recent course of treatment. Figures in italics indicate the base number of FP17s or Patient Questionnaire responses are less than 100. N/A is shown where the base number of responses is less than 10 during the period. % is calculated as Quantity/Base number*100

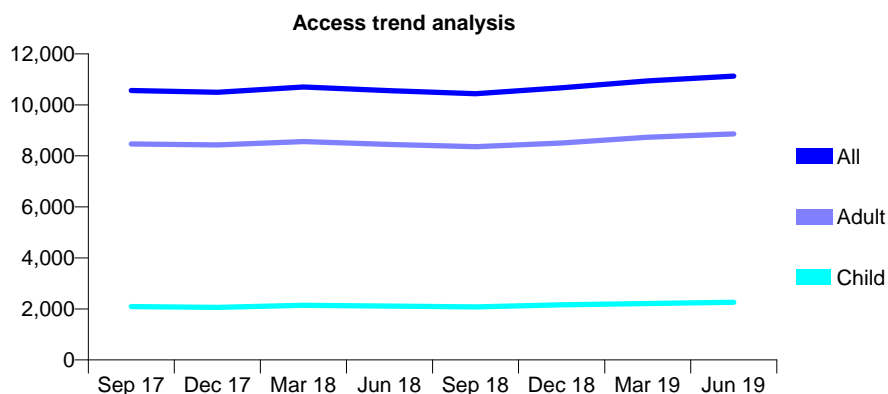
Q64 - Vital Signs At a Glance Contract Report for 125385/0003 - June 2019

Name or company name	Dr Michael Frain Ltd
Contract type name	GDS Contract
Purpose of contract	General
Contract start date	01/04/2008
Contract end date	

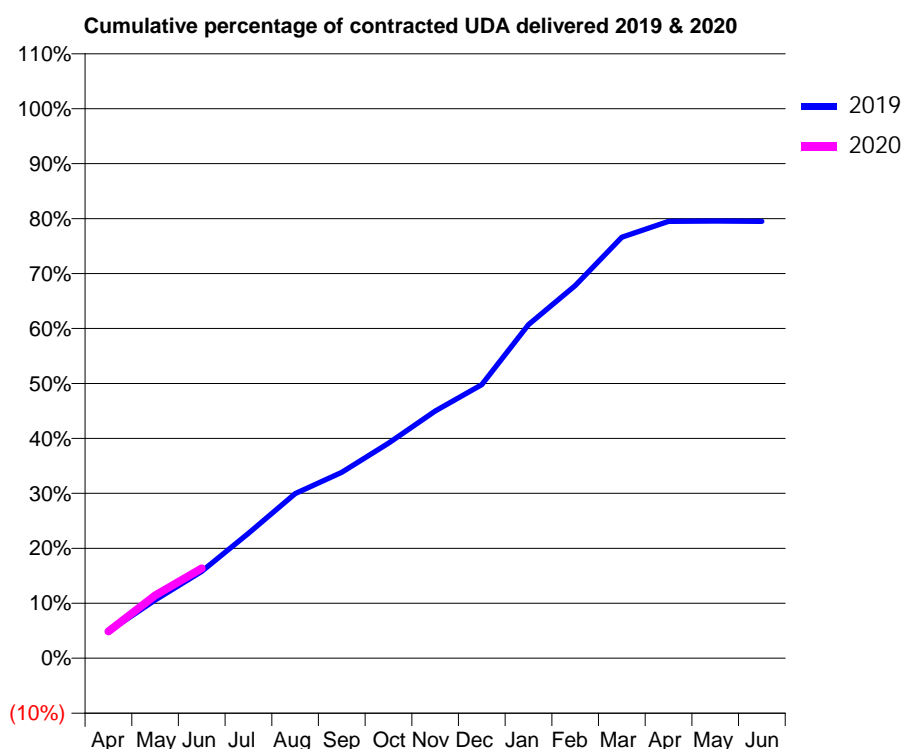
19/20 Contracted general activity (UDA)	32,680
Carry forward general activity (UDA)	0
19/20 Contracted orthodontic activity (UOA)	0
Carry forward orthodontic activity (UOA)	0
Baseline contract value	£929,105.30

ACCESS*

Patients seen in 24 months	Total	Change since previous quarter
Quarter ending June 2018	10,558	
Quarter ending September 2018	10,437	↓
Quarter ending December 2018	10,668	↑
Quarter ending March 2019	10,939	↑
Quarter ending June 2019	11,129	→
Variance since June 2018	5.4%	↑



ACTIVITY



Month	2019	2020
April	1,582	1,597
May	3,462	3,739
June	5,169	5,346
July	7,427	
August	9,794	
September	11,052	
October	12,785	
November	14,698	
December	16,272	
January	19,840	
February	22,162	
March	25,030	
April	25,973	
May	25,992	
June	25,979	

QUALITY

	Quantity	Base Number	Contract	AT	Region	England
% of FP17s for the same patient ID Re-attending within 3 months - Children	39	730	5.3%	8.4%	10.6%	11.4%
% of FP17s for the same patient ID Re-attending within 3 months - Adults	380	2,743	13.9%	12.9%	15.2%	15.4%
% of FP17s for the same patient ID Re-attending between 3 & 9 months - Children	413	730	56.6%	63.6%	62.3%	59.8%
% of FP17s for the same patient ID Re-attending between 3 & 9 months - Adults	1,040	2,743	37.9%	53.6%	53.3%	52.1%
% of FP17s for Band 1 Urgent Courses	298	2,988	10.0%	8.4%	9.7%	9.2%
% of FP17s Relating to Free Repair or Replacements	22	2,988	0.7%	0.6%	0.6%	0.7%
% of FP17s Relating to Continuations	26	2,988	0.9%	0.7%	0.8%	0.8%
% of Patients satisfied with the dentistry they have received	9	9	N/A	94.5%	93.4%	93.4%
% of Patients satisfied with the time they had to wait for an appointment	8	9	N/A	86.6%	86.8%	87.6%

* This is based on patients treated on this contract for their most recent course of treatment.

Figures in italics indicate the base number of FP17s or Patient Questionnaire responses are less than 100. N/A is shown where the base number of responses is less than 10 during the period. % is calculated as Quantity/Base number*100

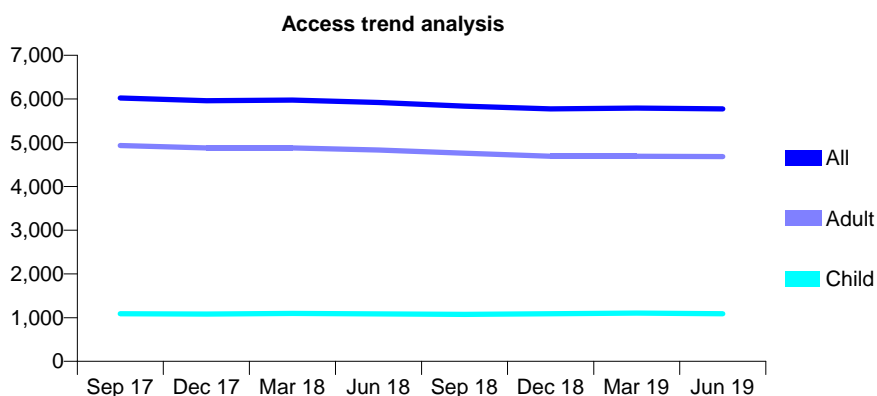
Q64 - Vital Signs At a Glance Contract Report for 125385/0004 - June 2019

Name or company name	Dr Michael Frain Ltd
Contract type name	GDS Contract
Purpose of contract	General
Contract start date	01/04/2008
Contract end date	

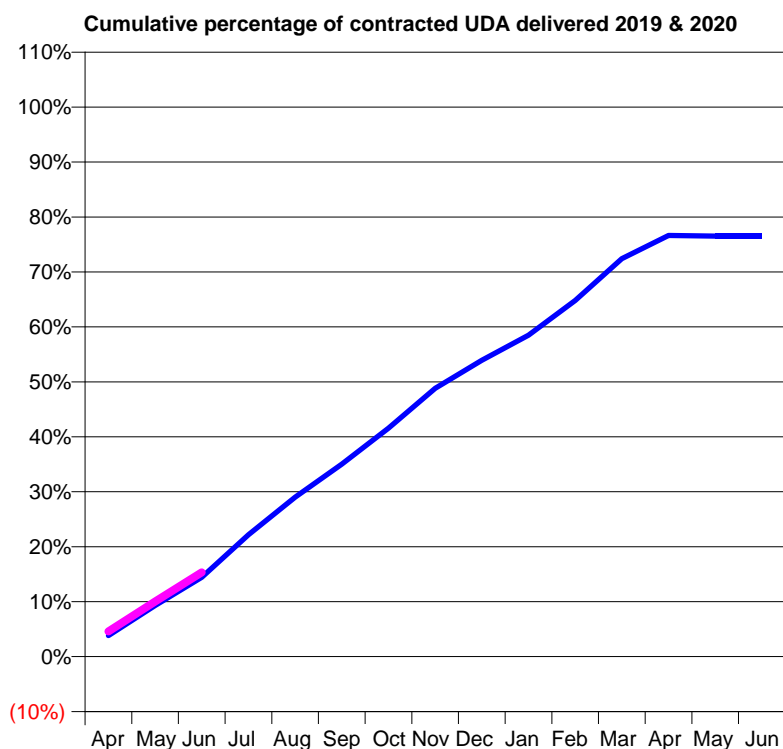
19/20 Contracted general activity (UDA)	19,937
Carry forward general activity (UDA)	0
19/20 Contracted orthodontic activity (UOA)	0
Carry forward orthodontic activity (UOA)	0
Baseline contract value	£543,766.81

ACCESS*

Patients seen in 24 months	Total	Change since previous quarter
Quarter ending June 2018	5,918	
Quarter ending September 2018	5,835	↓
Quarter ending December 2018	5,776	↓
Quarter ending March 2019	5,792	→
Quarter ending June 2019	5,772	→
Variance since June 2018	(2.5%)	↓



ACTIVITY



Month	Adjusted Scheduled Activity (UDA)	
	2019	2020
April	767	916
May	1,855	1,998
June	2,875	3,061
July	4,419	
August	5,789	
September	6,982	
October	8,290	
November	9,737	
December	10,754	
January	11,662	
February	12,921	
March	14,439	
April	15,275	
May	15,256	
June	15,256	

QUALITY

	Quantity	Base Number	Contract	AT	Region	England
% of FP17s for the same patient ID Re-attending within 3 months - Children	30	448	6.7%	8.4%	10.6%	11.4%
% of FP17s for the same patient ID Re-attending within 3 months - Adults	218	1,620	13.5%	12.9%	15.2%	15.4%
% of FP17s for the same patient ID Re-attending between 3 & 9 months - Children	306	448	68.3%	63.6%	62.3%	59.8%
% of FP17s for the same patient ID Re-attending between 3 & 9 months - Adults	924	1,620	57.0%	53.6%	53.3%	52.1%
% of FP17s for Band 1 Urgent Courses	148	1,676	8.8%	8.4%	9.7%	9.2%
% of FP17s Relating to Free Repair or Replacements	17	1,676	1.0%	0.6%	0.6%	0.7%
% of FP17s Relating to Continuations	7	1,676	0.4%	0.7%	0.8%	0.8%
% of Patients satisfied with the dentistry they have received	12	13	92.3%	94.5%	93.4%	93.4%
% of Patients satisfied with the time they had to wait for an appointment	12	13	92.3%	86.6%	86.8%	87.6%

* This is based on patients treated on this contract for their most recent course of treatment. Figures in italics indicate the base number of FP17s or Patient Questionnaire responses are less than 100. N/A is shown where the base number of responses is less than 10 during the period. % is calculated as Quantity/Base number*100

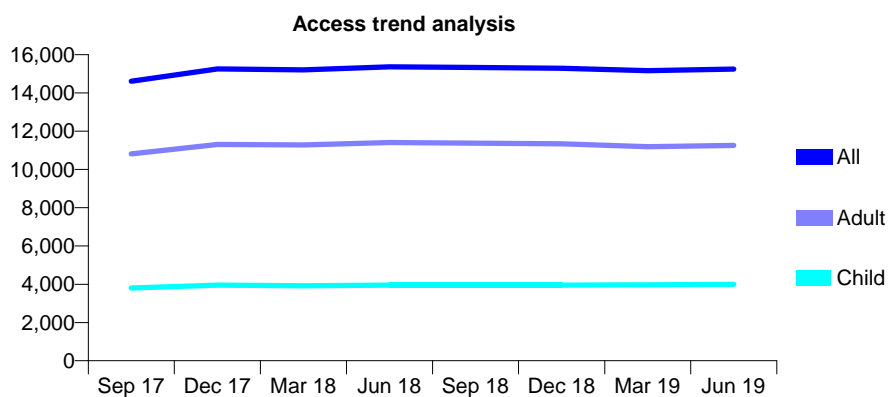
Q64 - Vital Signs At a Glance Contract Report for 125385/0007 - June 2019

Name or company name	Dr Michael Frain Ltd
Contract type name	GDS Contract
Purpose of contract	General
Contract start date	01/01/2010
Contract end date	

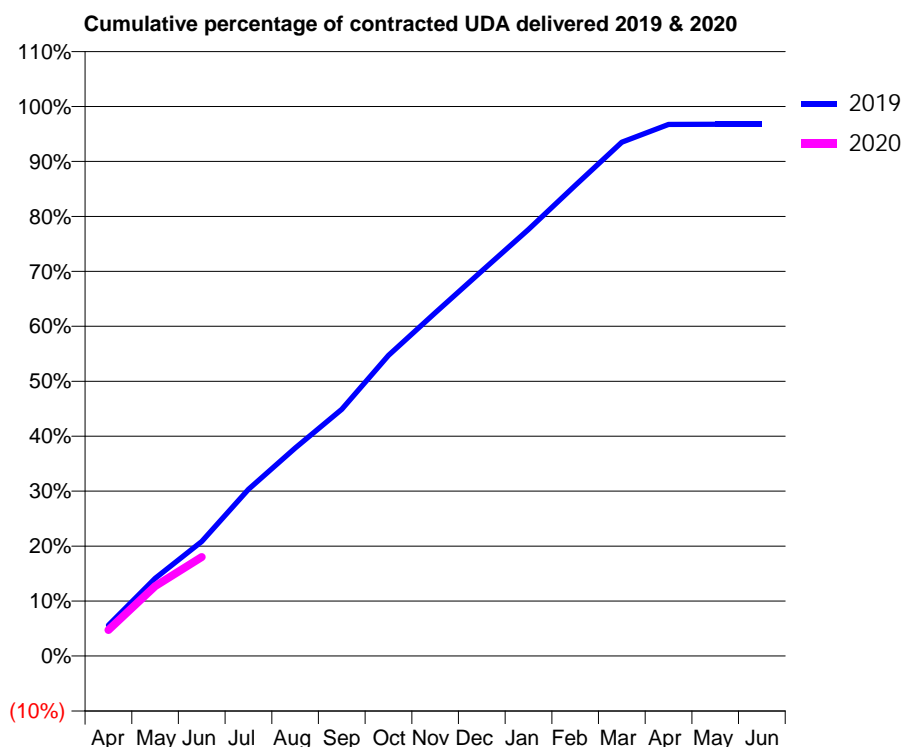
19/20 Contracted general activity (UDA)	40,927
Carry forward general activity (UDA)	0
19/20 Contracted orthodontic activity (UOA)	0
Carry forward orthodontic activity (UOA)	0
Baseline contract value	£1,231,041.84

ACCESS*

Patients seen in 24 months	Total	Change since previous quarter
Quarter ending June 2018	15,361	
Quarter ending September 2018	15,328	→
Quarter ending December 2018	15,286	→
Quarter ending March 2019	15,162	→
Quarter ending June 2019	15,242	→
Variance since June 2018	(0.8%)	→



ACTIVITY



Month	Adjusted Scheduled Activity (UDA)	
	2019	2020
April	2,299	1,945
May	5,786	5,208
June	8,524	7,376
July	12,424	
August	15,487	
September	18,371	
October	22,387	
November	25,564	
December	28,667	
January	31,769	
February	35,041	
March	38,264	
April	39,582	
May	39,601	
June	39,602	

QUALITY

	Quantity	Base Number	Contract	AT	Region	England
% of FP17s for the same patient ID Re-attending within 3 months - Children	71	1,372	5.2%	8.4%	10.6%	11.4%
% of FP17s for the same patient ID Re-attending within 3 months - Adults	304	3,342	9.1%	12.9%	15.2%	15.4%
% of FP17s for the same patient ID Re-attending between 3 & 9 months - Children	928	1,372	67.6%	63.6%	62.3%	59.8%
% of FP17s for the same patient ID Re-attending between 3 & 9 months - Adults	1,627	3,342	48.7%	53.6%	53.3%	52.1%
% of FP17s for Band 1 Urgent Courses	270	4,085	6.6%	8.4%	9.7%	9.2%
% of FP17s Relating to Free Repair or Replacements	36	4,085	0.9%	0.6%	0.6%	0.7%
% of FP17s Relating to Continuations	10	4,085	0.2%	0.7%	0.8%	0.8%
% of Patients satisfied with the dentistry they have received	14	14	100.0%	94.5%	93.4%	93.4%
% of Patients satisfied with the time they had to wait for an appointment	13	14	92.9%	86.6%	86.8%	87.6%

* This is based on patients treated on this contract for their most recent course of treatment. Figures in italics indicate the base number of FP17s or Patient Questionnaire responses are less than 100. N/A is shown where the base number of responses is less than 10 during the period. % is calculated as Quantity/Base number*100

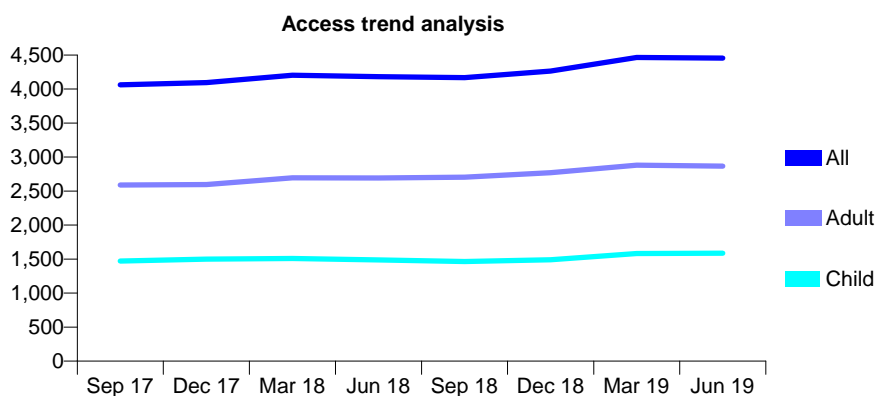
Q64 - Vital Signs At a Glance Contract Report for 125601/0001 - June 2019

Name or company name	Amesbury Dental Care
Contract type name	GDS Contract
Purpose of contract	General
Contract start date	01/04/2013
Contract end date	

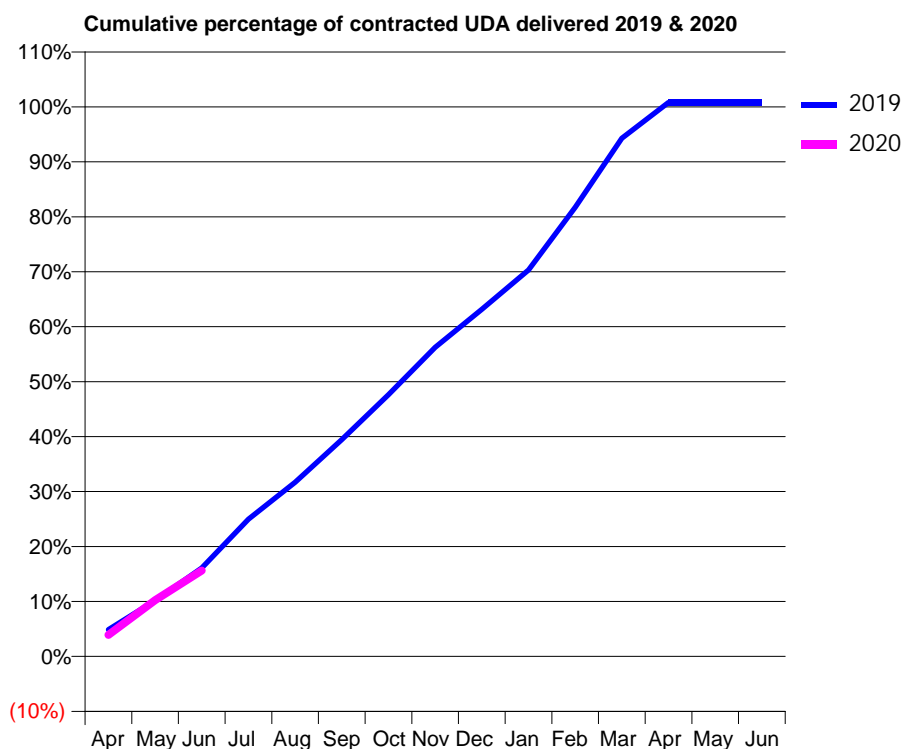
19/20 Contracted general activity (UDA)	10,000
Carry forward general activity (UDA)	0
19/20 Contracted orthodontic activity (UOA)	0
Carry forward orthodontic activity (UOA)	0
Baseline contract value	£269,756.51

ACCESS*

Patients seen in 24 months	Total	Change since previous quarter
Quarter ending June 2018	4,182	
Quarter ending September 2018	4,168	→
Quarter ending December 2018	4,263	↑
Quarter ending March 2019	4,463	↑
Quarter ending June 2019	4,455	→
Variance since June 2018	6.5%	↑



ACTIVITY



Month	2019	2020
April	488	393
May	1,018	1,024
June	1,610	1,564
July	2,498	
August	3,170	
September	3,945	
October	4,762	
November	5,624	
December	6,315	
January	7,030	
February	8,173	
March	9,428	
April	10,082	
May	10,082	
June	10,082	

QUALITY

	Quantity	Base Number	Contract	AT	Region	England
% of FP17s for the same patient ID Re-attending within 3 months - Children	26	461	5.6%	8.4%	10.6%	11.4%
% of FP17s for the same patient ID Re-attending within 3 months - Adults	46	626	7.3%	12.9%	15.2%	15.4%
% of FP17s for the same patient ID Re-attending between 3 & 9 months - Children	283	461	61.4%	63.6%	62.3%	59.8%
% of FP17s for the same patient ID Re-attending between 3 & 9 months - Adults	202	626	32.3%	53.6%	53.3%	52.1%
% of FP17s for Band 1 Urgent Courses	20	862	2.3%	8.4%	9.7%	9.2%
% of FP17s Relating to Free Repair or Replacements	1	862	0.1%	0.6%	0.6%	0.7%
% of FP17s Relating to Continuations	15	862	1.7%	0.7%	0.8%	0.8%
% of Patients satisfied with the dentistry they have received	3	3	N/A	94.5%	93.4%	93.4%
% of Patients satisfied with the time they had to wait for an appointment	3	3	N/A	86.6%	86.8%	87.6%

* This is based on patients treated on this contract for their most recent course of treatment. Figures in italics indicate the base number of FP17s or Patient Questionnaire responses are less than 100. N/A is shown where the base number of responses is less than 10 during the period. % is calculated as Quantity/Base number*100

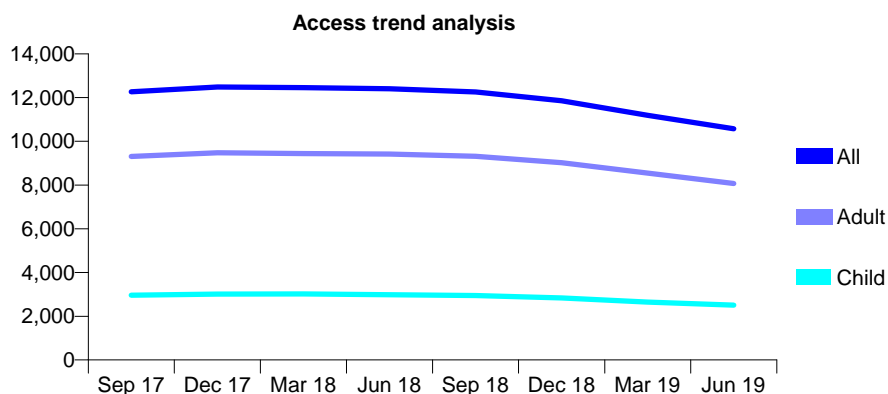
Q64 - Vital Signs At a Glance Contract Report for 126004/0001 - June 2019

Name or company name	Rodericks Dental Ltd
Contract type name	GDS Contract
Purpose of contract	General
Contract start date	23/10/2008
Contract end date	

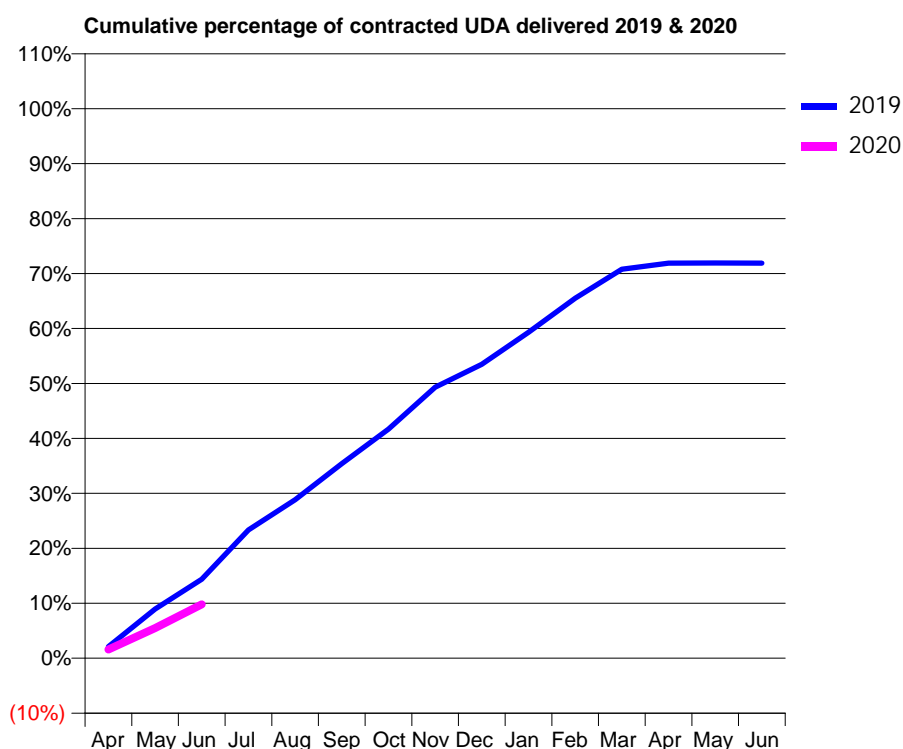
19/20 Contracted general activity (UDA)	32,000
Carry forward general activity (UDA)	0
19/20 Contracted orthodontic activity (UOA)	0
Carry forward orthodontic activity (UOA)	0
Baseline contract value	£754,572.76

ACCESS*

Patients seen in 24 months	Total	Change since previous quarter
Quarter ending June 2018	12,403	
Quarter ending September 2018	12,258	↓
Quarter ending December 2018	11,855	↓
Quarter ending March 2019	11,189	↓
Quarter ending June 2019	10,573	↓
Variance since June 2018	(14.8%)	↓



ACTIVITY



Month	2019	2020
April	680	509
May	2,872	1,761
June	4,602	3,138
July	7,468	
August	9,229	
September	11,325	
October	13,345	
November	15,787	
December	17,116	
January	18,978	
February	20,967	
March	22,647	
April	23,005	
May	23,011	
June	23,002	

QUALITY

	Quantity	Base Number	Contract	AT	Region	England
% of FP17s for the same patient ID Re-attending within 3 months - Children	28	548	5.1%	8.4%	10.6%	11.4%
% of FP17s for the same patient ID Re-attending within 3 months - Adults	197	1,688	11.7%	12.9%	15.2%	15.4%
% of FP17s for the same patient ID Re-attending between 3 & 9 months - Children	256	548	46.7%	63.6%	62.3%	59.8%
% of FP17s for the same patient ID Re-attending between 3 & 9 months - Adults	748	1,688	44.3%	53.6%	53.3%	52.1%
% of FP17s for Band 1 Urgent Courses	214	1,979	10.8%	8.4%	9.7%	9.2%
% of FP17s Relating to Free Repair or Replacements	13	1,979	0.7%	0.6%	0.6%	0.7%
% of FP17s Relating to Continuations	0	1,979	0.0%	0.7%	0.8%	0.8%
% of Patients satisfied with the dentistry they have received	2	3	N/A	94.5%	93.4%	93.4%
% of Patients satisfied with the time they had to wait for an appointment	3	3	N/A	86.6%	86.8%	87.6%

* This is based on patients treated on this contract for their most recent course of treatment.

Figures in italics indicate the base number of FP17s or Patient Questionnaire responses are less than 100. N/A is shown where the base number of responses is less than 10 during the period. % is calculated as Quantity/Base number*100

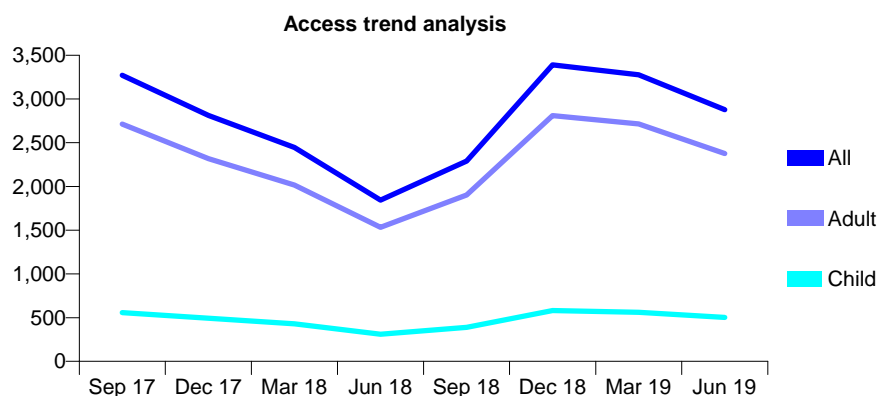
Q64 - Vital Signs At a Glance Contract Report for 126888/0001 - June 2019

Name or company name	Mr Jiten Doshi
Contract type name	GDS Contract
Purpose of contract	General
Contract start date	01/05/2013
Contract end date	

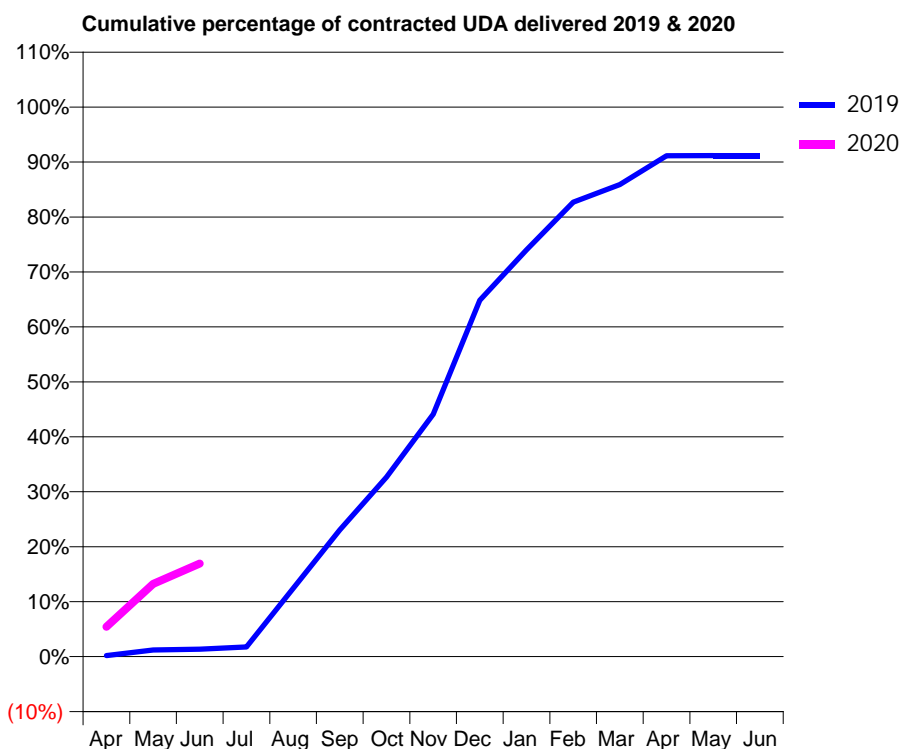
19/20 Contracted general activity (UDA)	8,294
Carry forward general activity (UDA)	0
19/20 Contracted orthodontic activity (UOA)	0
Carry forward orthodontic activity (UOA)	0
Baseline contract value	£181,791.17

ACCESS*

Patients seen in 24 months	Total	Change since previous quarter
Quarter ending June 2018	1,845	
Quarter ending September 2018	2,290	↑
Quarter ending December 2018	3,390	↑
Quarter ending March 2019	3,276	↓
Quarter ending June 2019	2,879	↓
Variance since June 2018	56.0%	↑



ACTIVITY



Month	Adjusted Scheduled Activity (UDA)	
	2019	2020
April	15	453
May	99	1,098
June	114	1,406
July	146	
August	1,030	
September	1,911	
October	2,707	
November	3,658	
December	5,377	
January	6,140	
February	6,859	
March	7,123	
April	7,559	
May	7,561	
June	7,561	

QUALITY

	Quantity	Base Number	Contract	AT	Region	England
% of FP17s for the same patient ID Re-attending within 3 months - Children	4	221	1.8%	8.4%	10.6%	11.4%
% of FP17s for the same patient ID Re-attending within 3 months - Adults	73	907	8.0%	12.9%	15.2%	15.4%
% of FP17s for the same patient ID Re-attending between 3 & 9 months - Children	93	221	42.1%	63.6%	62.3%	59.8%
% of FP17s for the same patient ID Re-attending between 3 & 9 months - Adults	394	907	43.4%	53.6%	53.3%	52.1%
% of FP17s for Band 1 Urgent Courses	97	874	11.1%	8.4%	9.7%	9.2%
% of FP17s Relating to Free Repair or Replacements	4	874	0.5%	0.6%	0.6%	0.7%
% of FP17s Relating to Continuations	0	874	0.0%	0.7%	0.8%	0.8%
% of Patients satisfied with the dentistry they have received	3	4	N/A	94.5%	93.4%	93.4%
% of Patients satisfied with the time they had to wait for an appointment	3	4	N/A	86.6%	86.8%	87.6%

* This is based on patients treated on this contract for their most recent course of treatment. Figures in italics indicate the base number of FP17s or Patient Questionnaire responses are less than 100. N/A is shown where the base number of responses is less than 10 during the period. % is calculated as Quantity/Base number*100

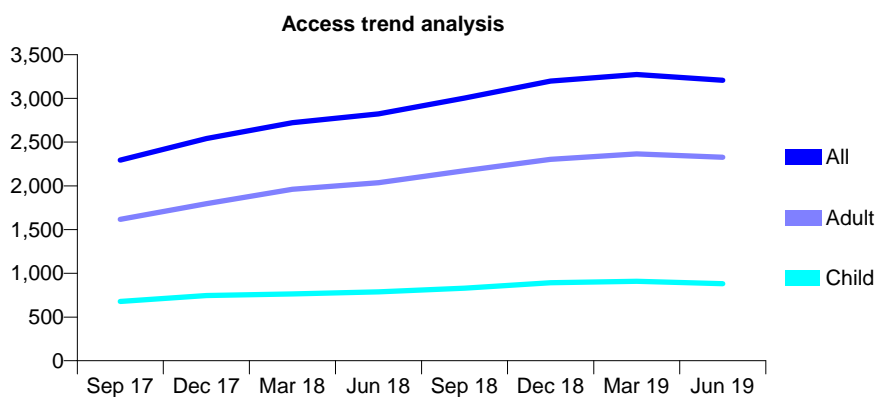
Q64 - Vital Signs At a Glance Contract Report for 132578/0001 - June 2019

Name or company name	The White Horse Dental Practice
Contract type name	PDS Contract
Purpose of contract	General
Contract start date	01/07/2009
Contract end date	26/06/2019

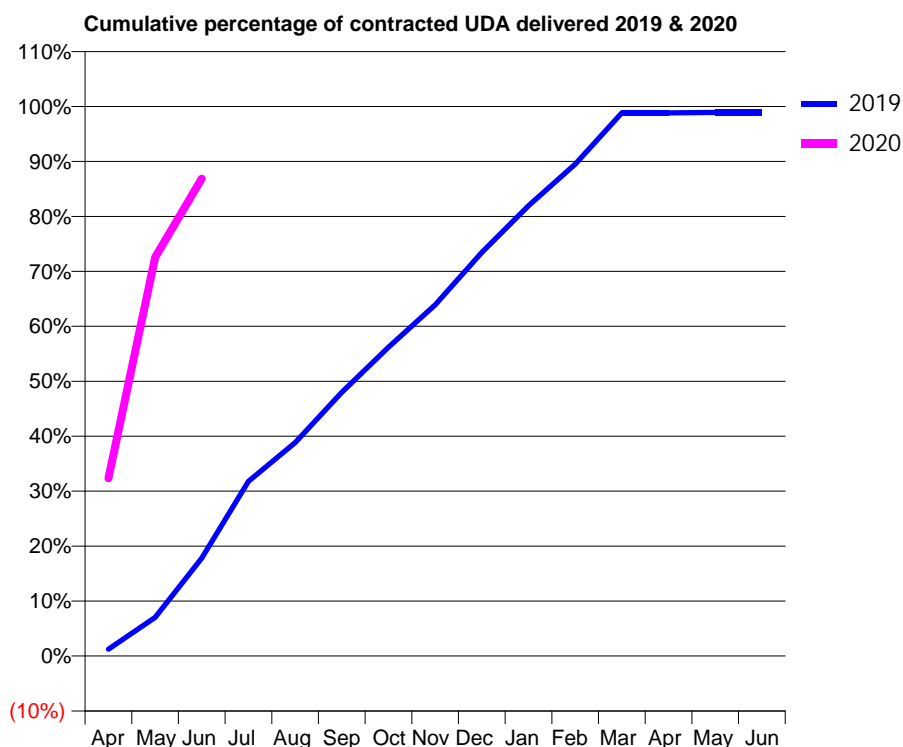
19/20 Contracted general activity (UDA)	2,323
Carry forward general activity (UDA)	0
19/20 Contracted orthodontic activity (UOA)	0
Carry forward orthodontic activity (UOA)	0
Baseline contract value	£58,475.68

ACCESS*

Patients seen in 24 months	Total	Change since previous quarter
Quarter ending June 2018	2,822	
Quarter ending September 2018	3,003	↑
Quarter ending December 2018	3,197	↑
Quarter ending March 2019	3,274	↑
Quarter ending June 2019	3,208	↓
Variance since June 2018	13.7%	↑



ACTIVITY



Month	Adjusted Scheduled Activity (UDA)	
	2019	2020
April	127	751
May	711	1,685
June	1,804	2,018
July	3,216	
August	3,933	
September	4,859	
October	5,689	
November	6,471	
December	7,434	
January	8,294	
February	9,061	
March	10,005	
April	10,005	
May	10,013	
June	10,013	

QUALITY

	Quantity	Base Number	Contract	AT	Region	England
% of FP17s for the same patient ID Re-attending within 3 months - Children	15	257	5.8%	8.4%	10.6%	11.4%
% of FP17s for the same patient ID Re-attending within 3 months - Adults	127	637	19.9%	12.9%	15.2%	15.4%
% of FP17s for the same patient ID Re-attending between 3 & 9 months - Children	178	257	69.3%	63.6%	62.3%	59.8%
% of FP17s for the same patient ID Re-attending between 3 & 9 months - Adults	368	637	57.8%	53.6%	53.3%	52.1%
% of FP17s for Band 1 Urgent Courses	65	880	7.4%	8.4%	9.7%	9.2%
% of FP17s Relating to Free Repair or Replacements	4	880	0.5%	0.6%	0.6%	0.7%
% of FP17s Relating to Continuations	8	880	0.9%	0.7%	0.8%	0.8%
% of Patients satisfied with the dentistry they have received	0	0	N/A	94.5%	93.4%	93.4%
% of Patients satisfied with the time they had to wait for an appointment	0	0	N/A	86.6%	86.8%	87.6%

* This is based on patients treated on this contract for their most recent course of treatment. Figures in italics indicate the base number of FP17s or Patient Questionnaire responses are less than 100. N/A is shown where the base number of responses is less than 10 during the period. % is calculated as Quantity/Base number*100

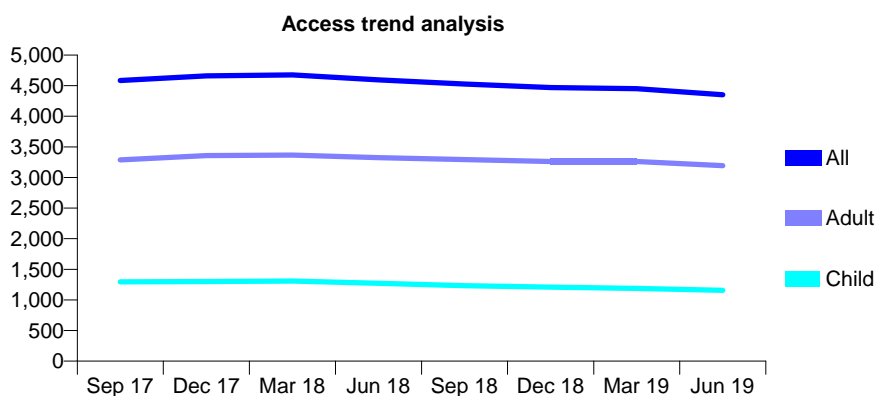
Q64 - Vital Signs At a Glance Contract Report for 134333/0001 - June 2019

Name or company name	Chantry Dental Practice
Contract type name	GDS Contract
Purpose of contract	General
Contract start date	01/04/2006
Contract end date	

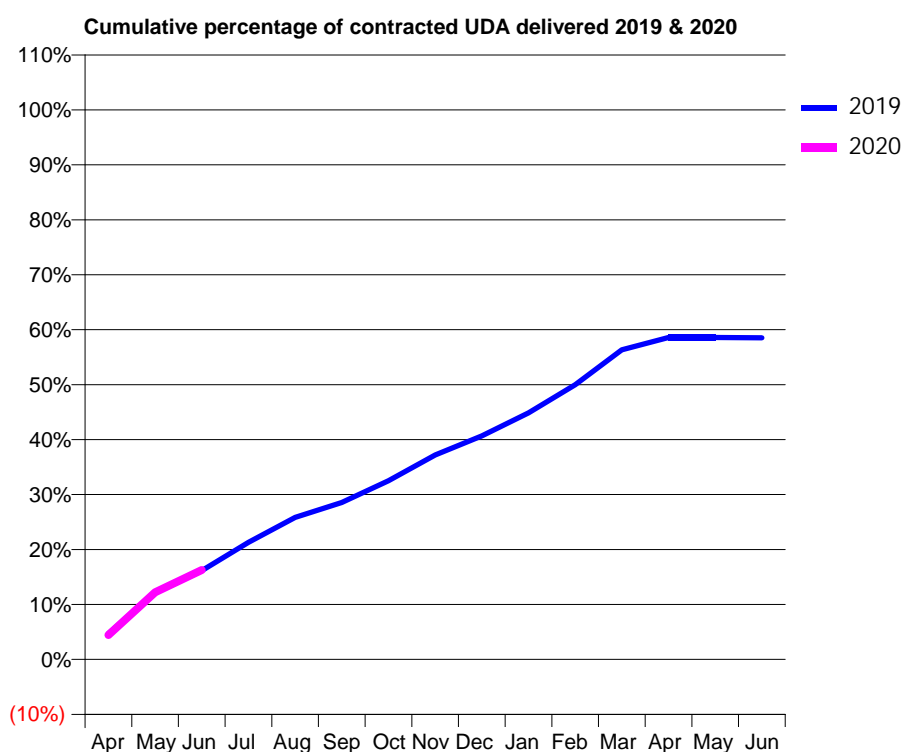
19/20 Contracted general activity (UDA)	13,445
Carry forward general activity (UDA)	0
19/20 Contracted orthodontic activity (UOA)	0
Carry forward orthodontic activity (UOA)	0
Baseline contract value	£370,383.83

ACCESS*

Patients seen in 24 months	Total	Change since previous quarter
Quarter ending June 2018	4,595	
Quarter ending September 2018	4,526	↓
Quarter ending December 2018	4,469	↓
Quarter ending March 2019	4,450	→
Quarter ending June 2019	4,351	↓
Variance since June 2018	(5.3%)	↓



ACTIVITY



Month	2019	2020
April	635	599
May	1,629	1,641
June	2,171	2,188
July	2,864	
August	3,476	
September	3,838	
October	4,369	
November	5,005	
December	5,470	
January	6,031	
February	6,718	
March	7,574	
April	7,876	
May	7,875	
June	7,870	

QUALITY

	Quantity	Base Number	Contract	AT	Region	England
% of FP17s for the same patient ID Re-attending within 3 months - Children	24	375	6.4%	8.4%	10.6%	11.4%
% of FP17s for the same patient ID Re-attending within 3 months - Adults	98	902	10.9%	12.9%	15.2%	15.4%
% of FP17s for the same patient ID Re-attending between 3 & 9 months - Children	101	375	26.9%	63.6%	62.3%	59.8%
% of FP17s for the same patient ID Re-attending between 3 & 9 months - Adults	263	902	29.2%	53.6%	53.3%	52.1%
% of FP17s for Band 1 Urgent Courses	66	1,129	5.8%	8.4%	9.7%	9.2%
% of FP17s Relating to Free Repair or Replacements	2	1,129	0.2%	0.6%	0.6%	0.7%
% of FP17s Relating to Continuations	22	1,129	1.9%	0.7%	0.8%	0.8%
% of Patients satisfied with the dentistry they have received	6	6	N/A	94.5%	93.4%	93.4%
% of Patients satisfied with the time they had to wait for an appointment	5	6	N/A	86.6%	86.8%	87.6%

* This is based on patients treated on this contract for their most recent course of treatment. Figures in italics indicate the base number of FP17s or Patient Questionnaire responses are less than 100. N/A is shown where the base number of responses is less than 10 during the period. % is calculated as Quantity/Base number*100

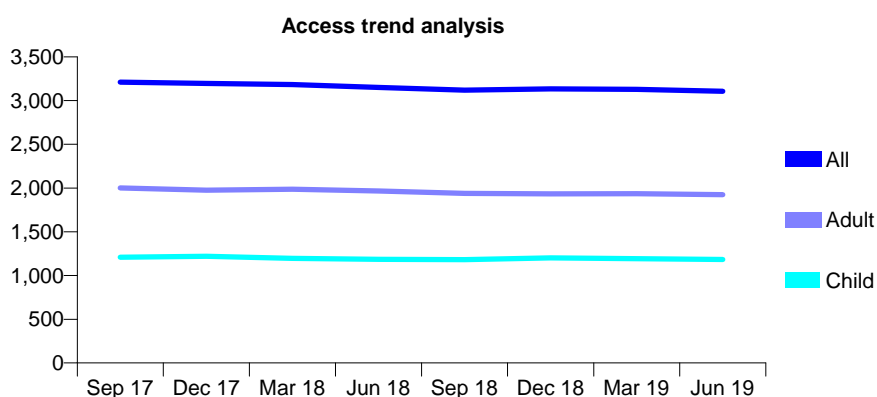
Q64 - Vital Signs At a Glance Contract Report for 135011/0001 - June 2019

Name or company name	Wyllye Valley Dentistry Limited
Contract type name	GDS Contract
Purpose of contract	General
Contract start date	01/04/2008
Contract end date	

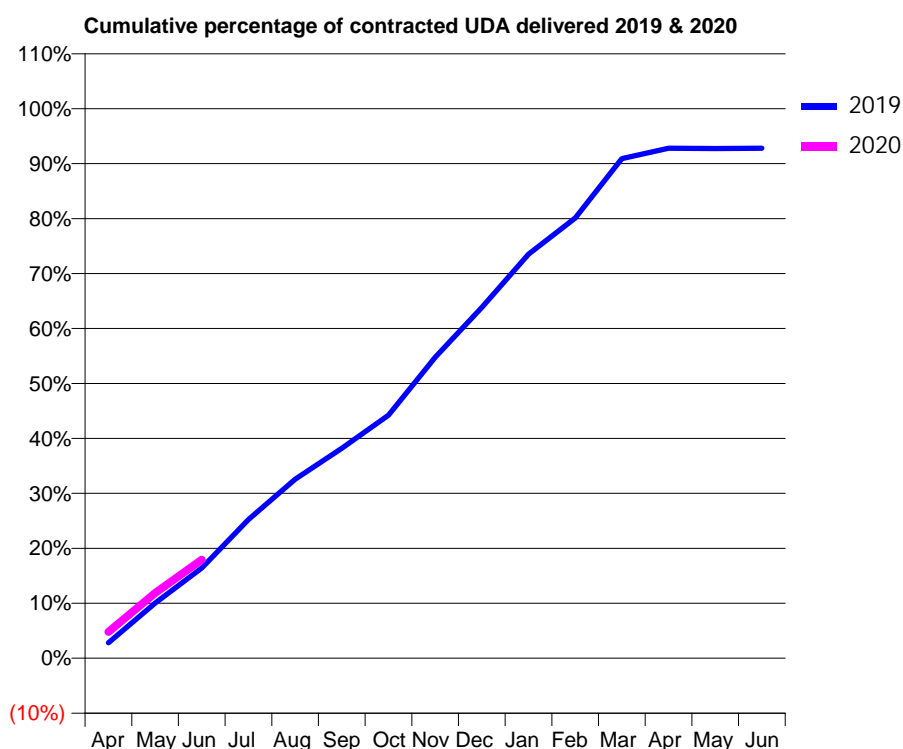
19/20 Contracted general activity (UDA)	7,374
Carry forward general activity (UDA)	0
19/20 Contracted orthodontic activity (UOA)	0
Carry forward orthodontic activity (UOA)	0
Baseline contract value	£175,054.56

ACCESS*

Patients seen in 24 months	Total	Change since previous quarter
Quarter ending June 2018	3,150	
Quarter ending September 2018	3,120	→
Quarter ending December 2018	3,134	→
Quarter ending March 2019	3,128	→
Quarter ending June 2019	3,107	→
Variance since June 2018	(1.4%)	↓



ACTIVITY



Month	2019	2020
April	208	353
May	741	876
June	1,210	1,321
July	1,861	
August	2,402	
September	2,815	
October	3,262	
November	4,037	
December	4,707	
January	5,421	
February	5,905	
March	6,704	
April	6,842	
May	6,839	
June	6,843	

QUALITY

	Quantity	Base Number	Contract	AT	Region	England
% of FP17s for the same patient ID Re-attending within 3 months - Children	49	482	10.2%	8.4%	10.6%	11.4%
% of FP17s for the same patient ID Re-attending within 3 months - Adults	94	712	13.2%	12.9%	15.2%	15.4%
% of FP17s for the same patient ID Re-attending between 3 & 9 months - Children	359	482	74.5%	63.6%	62.3%	59.8%
% of FP17s for the same patient ID Re-attending between 3 & 9 months - Adults	512	712	71.9%	53.6%	53.3%	52.1%
% of FP17s for Band 1 Urgent Courses	50	841	5.9%	8.4%	9.7%	9.2%
% of FP17s Relating to Free Repair or Replacements	6	841	0.7%	0.6%	0.6%	0.7%
% of FP17s Relating to Continuations	4	841	0.5%	0.7%	0.8%	0.8%
% of Patients satisfied with the dentistry they have received	2	2	N/A	94.5%	93.4%	93.4%
% of Patients satisfied with the time they had to wait for an appointment	2	2	N/A	86.6%	86.8%	87.6%

* This is based on patients treated on this contract for their most recent course of treatment.

Figures in italics indicate the base number of FP17s or Patient Questionnaire responses are less than 100. N/A is shown where the base number of responses is less than 10 during the period. % is calculated as Quantity/Base number*100

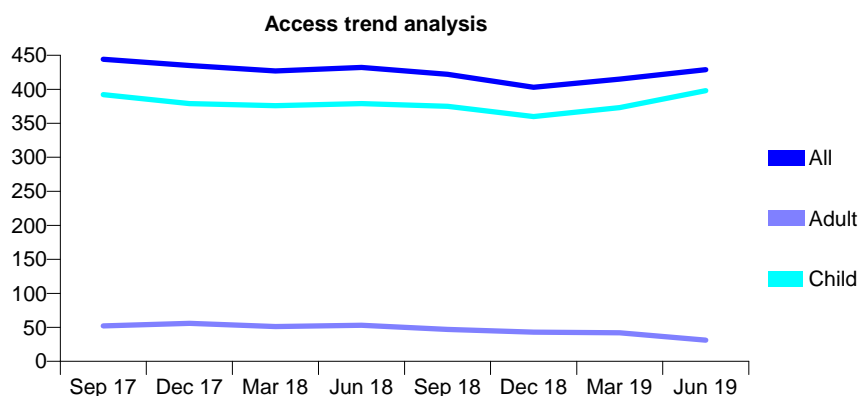
Q64 - Vital Signs At a Glance Contract Report for 135240/0001 - June 2019

Name or company name	Old College Dental Surgery
Contract type name	GDS Contract
Purpose of contract	General
Contract start date	01/04/2006
Contract end date	

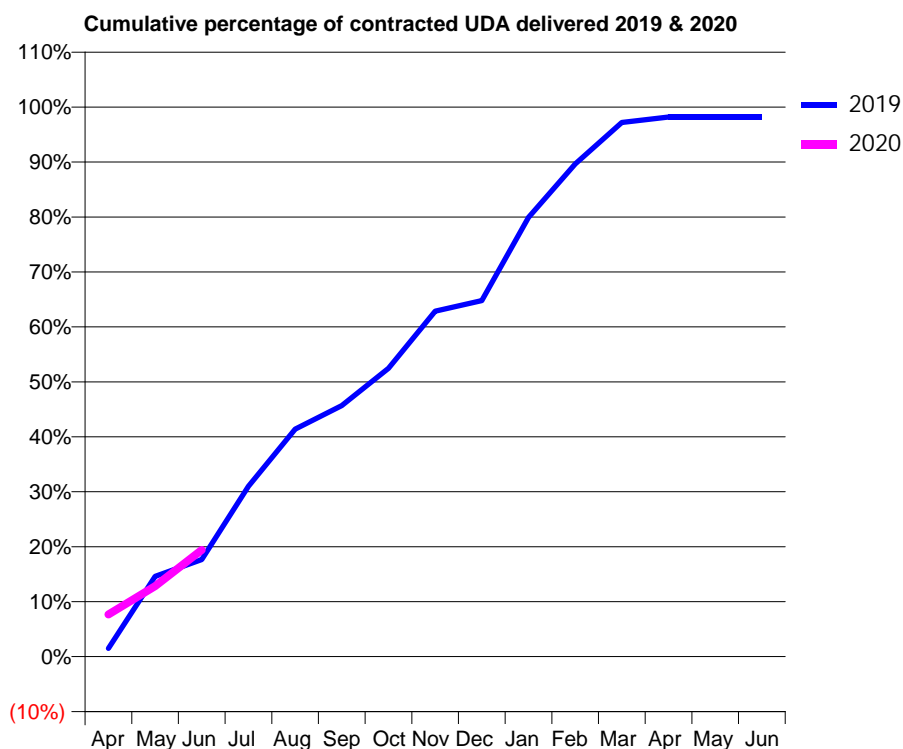
19/20 Contracted general activity (UDA)	991
Carry forward general activity (UDA)	0
19/20 Contracted orthodontic activity (UOA)	0
Carry forward orthodontic activity (UOA)	0
Baseline contract value	£22,908.45

ACCESS*

Patients seen in 24 months	Total	Change since previous quarter
Quarter ending June 2018	432	
Quarter ending September 2018	422	↓
Quarter ending December 2018	403	↓
Quarter ending March 2019	415	↑
Quarter ending June 2019	429	↑
Variance since June 2018	(0.7%)	→



ACTIVITY



Month	Adjusted Scheduled Activity (UDA)	
	2019	2020
April	15	76
May	145	127
June	175	192
July	307	
August	410	
September	453	
October	520	
November	623	
December	642	
January	792	
February	888	
March	963	
April	973	
May	973	
June	973	

QUALITY

	Quantity	Base Number	Contract	AT	Region	England
% of FP17s for the same patient ID Re-attending within 3 months - Children	7	156	4.5%	8.4%	10.6%	11.4%
% of FP17s for the same patient ID Re-attending within 3 months - Adults	0	0	N/A	12.9%	15.2%	15.4%
% of FP17s for the same patient ID Re-attending between 3 & 9 months - Children	112	156	71.8%	63.6%	62.3%	59.8%
% of FP17s for the same patient ID Re-attending between 3 & 9 months - Adults	0	0	N/A	53.6%	53.3%	52.1%
% of FP17s for Band 1 Urgent Courses	1	145	0.7%	8.4%	9.7%	9.2%
% of FP17s Relating to Free Repair or Replacements	0	145	0.0%	0.6%	0.6%	0.7%
% of FP17s Relating to Continuations	0	145	0.0%	0.7%	0.8%	0.8%
% of Patients satisfied with the dentistry they have received	0	0	N/A	94.5%	93.4%	93.4%
% of Patients satisfied with the time they had to wait for an appointment	0	0	N/A	86.6%	86.8%	87.6%

* This is based on patients treated on this contract for their most recent course of treatment. Figures in italics indicate the base number of FP17s or Patient Questionnaire responses are less than 100. N/A is shown where the base number of responses is less than 10 during the period. % is calculated as Quantity/Base number*100

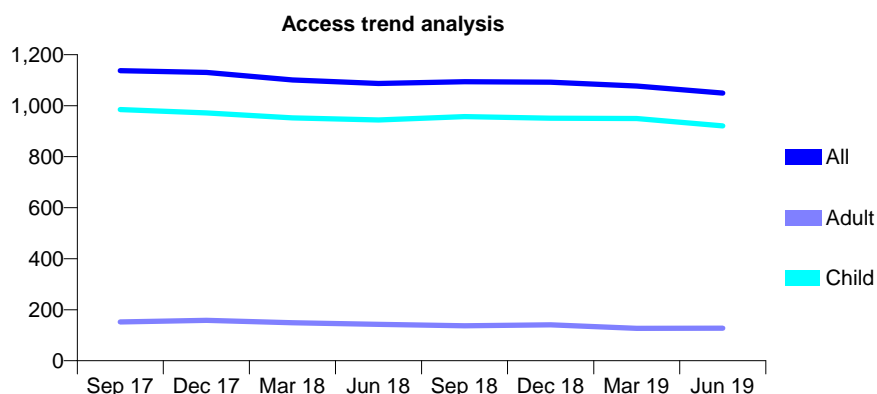
Q64 - Vital Signs At a Glance Contract Report for 135801/0001 - June 2019

Name or company name	Williams & Sanghera Dental Practice
Contract type name	GDS Contract
Purpose of contract	General
Contract start date	01/04/2006
Contract end date	

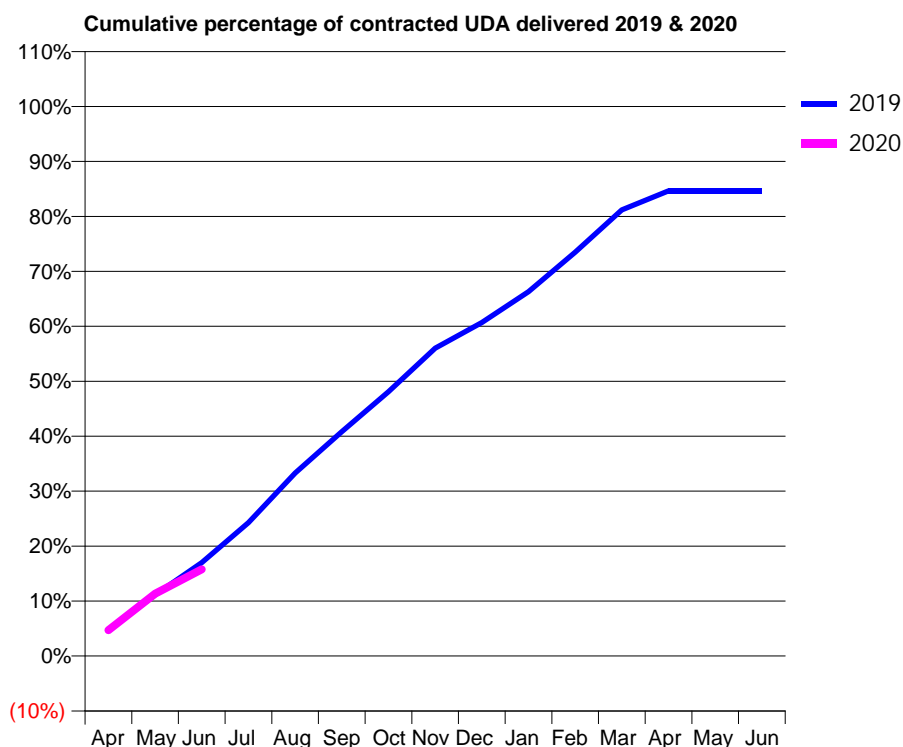
19/20 Contracted general activity (UDA)	2,375
Carry forward general activity (UDA)	0
19/20 Contracted orthodontic activity (UOA)	0
Carry forward orthodontic activity (UOA)	0
Baseline contract value	£58,768.69

ACCESS*

Patients seen in 24 months	Total	Change since previous quarter
Quarter ending June 2018	1,087	
Quarter ending September 2018	1,094	→
Quarter ending December 2018	1,092	→
Quarter ending March 2019	1,077	↓
Quarter ending June 2019	1,049	↓
Variance since June 2018	(3.5%)	↓



ACTIVITY



Month	Adjusted Scheduled Activity (UDA)	
	2019	2020
April	112	112
May	265	269
June	404	375
July	577	
August	791	
September	969	
October	1,142	
November	1,330	
December	1,441	
January	1,575	
February	1,745	
March	1,928	
April	2,010	
May	2,010	
June	2,010	

QUALITY

	Quantity	Base Number	Contract	AT	Region	England
% of FP17s for the same patient ID Re-attending within 3 months - Children	17	359	4.7%	8.4%	10.6%	11.4%
% of FP17s for the same patient ID Re-attending within 3 months - Adults	0	0	N/A	12.9%	15.2%	15.4%
% of FP17s for the same patient ID Re-attending between 3 & 9 months - Children	254	359	70.8%	63.6%	62.3%	59.8%
% of FP17s for the same patient ID Re-attending between 3 & 9 months - Adults	0	0	N/A	53.6%	53.3%	52.1%
% of FP17s for Band 1 Urgent Courses	13	300	4.3%	8.4%	9.7%	9.2%
% of FP17s Relating to Free Repair or Replacements	0	300	0.0%	0.6%	0.6%	0.7%
% of FP17s Relating to Continuations	0	300	0.0%	0.7%	0.8%	0.8%
% of Patients satisfied with the dentistry they have received	0	0	N/A	94.5%	93.4%	93.4%
% of Patients satisfied with the time they had to wait for an appointment	0	0	N/A	86.6%	86.8%	87.6%

* This is based on patients treated on this contract for their most recent course of treatment. Figures in italics indicate the base number of FP17s or Patient Questionnaire responses are less than 100. N/A is shown where the base number of responses is less than 10 during the period. % is calculated as Quantity/Base number*100

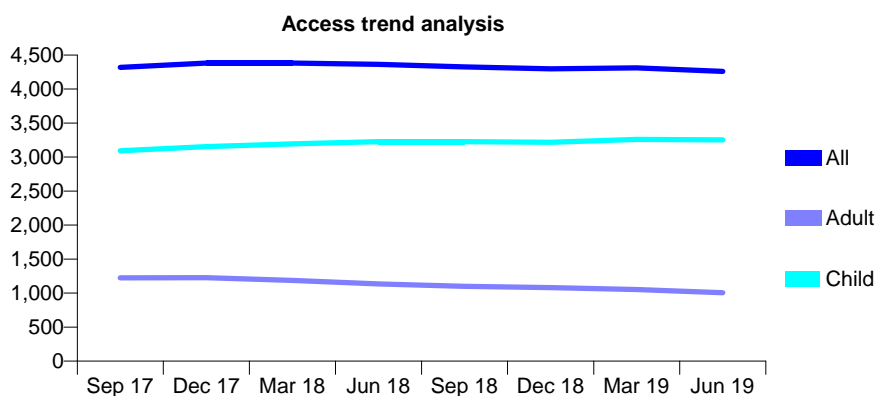
Q64 - Vital Signs At a Glance Contract Report for 136441/0001 - June 2019

Name or company name	Priory Vale Partnership
Contract type name	GDS Contract
Purpose of contract	General
Contract start date	01/03/2013
Contract end date	

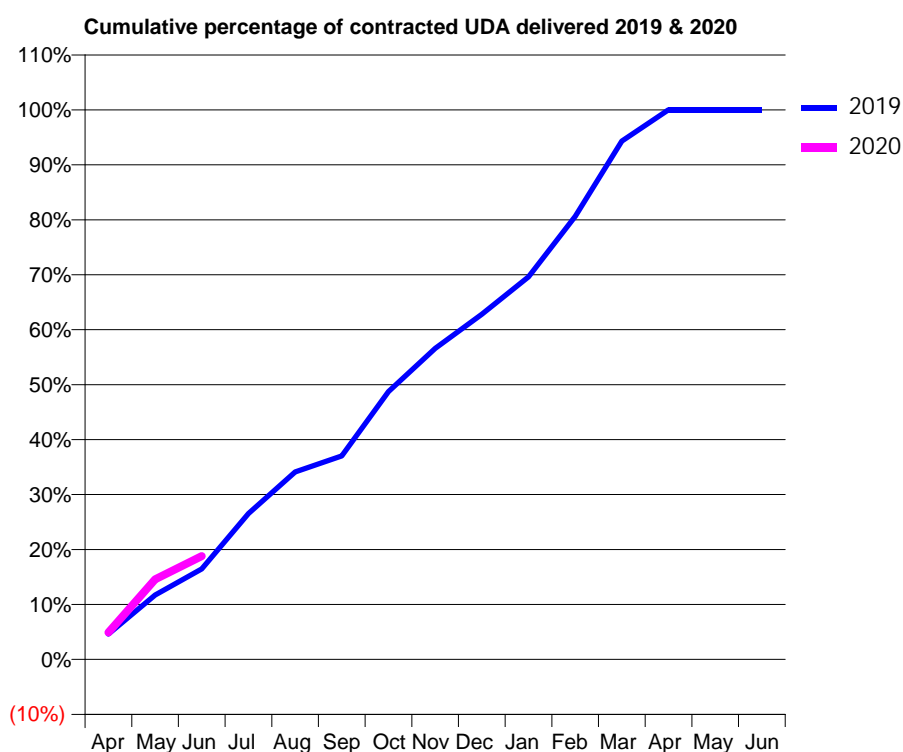
19/20 Contracted general activity (UDA)	10,467
Carry forward general activity (UDA)	0
19/20 Contracted orthodontic activity (UOA)	0
Carry forward orthodontic activity (UOA)	0
Baseline contract value	£265,555.63

ACCESS*

Patients seen in 24 months	Total	Change since previous quarter
Quarter ending June 2018	4,363	
Quarter ending September 2018	4,326	→
Quarter ending December 2018	4,298	→
Quarter ending March 2019	4,312	→
Quarter ending June 2019	4,260	↓
Variance since June 2018	(2.4%)	↓



ACTIVITY



Month	Adjusted Scheduled Activity (UDA)	
	2019	2020
April	503	514
May	1,274	1,525
June	1,790	1,968
July	2,882	
August	3,706	
September	4,024	
October	5,294	
November	6,148	
December	6,823	
January	7,562	
February	8,759	
March	10,246	
April	10,867	
May	10,867	
June	10,867	

QUALITY

	Quantity	Base Number	Contract	AT	Region	England
% of FP17s for the same patient ID Re-attending within 3 months - Children	44	991	4.4%	8.4%	10.6%	11.4%
% of FP17s for the same patient ID Re-attending within 3 months - Adults	23	210	11.0%	12.9%	15.2%	15.4%
% of FP17s for the same patient ID Re-attending between 3 & 9 months - Children	557	991	56.2%	63.6%	62.3%	59.8%
% of FP17s for the same patient ID Re-attending between 3 & 9 months - Adults	93	210	44.3%	53.6%	53.3%	52.1%
% of FP17s for Band 1 Urgent Courses	52	1,024	5.1%	8.4%	9.7%	9.2%
% of FP17s Relating to Free Repair or Replacements	0	1,024	0.0%	0.6%	0.6%	0.7%
% of FP17s Relating to Continuations	1	1,024	0.1%	0.7%	0.8%	0.8%
% of Patients satisfied with the dentistry they have received	2	2	N/A	94.5%	93.4%	93.4%
% of Patients satisfied with the time they had to wait for an appointment	2	2	N/A	86.6%	86.8%	87.6%

* This is based on patients treated on this contract for their most recent course of treatment. Figures in italics indicate the base number of FP17s or Patient Questionnaire responses are less than 100. N/A is shown where the base number of responses is less than 10 during the period. % is calculated as Quantity/Base number*100

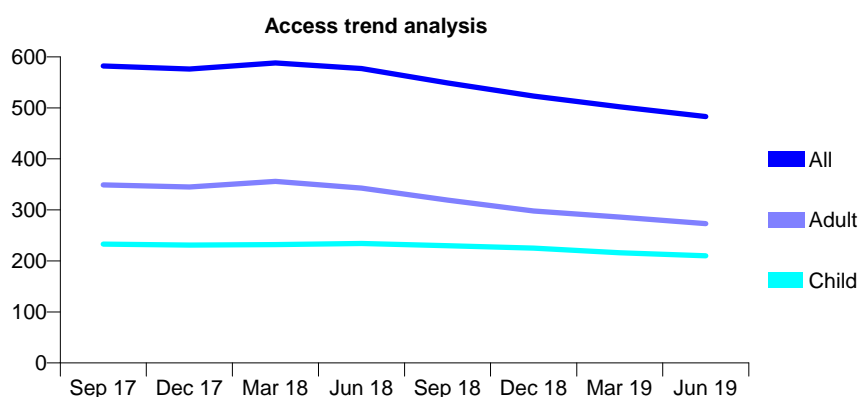
Q64 - Vital Signs At a Glance Contract Report for 136522/0001 - June 2019

Name or company name	Mr MJ Brown, Salford Dental Practice
Contract type name	GDS Contract
Purpose of contract	General
Contract start date	30/05/2014
Contract end date	

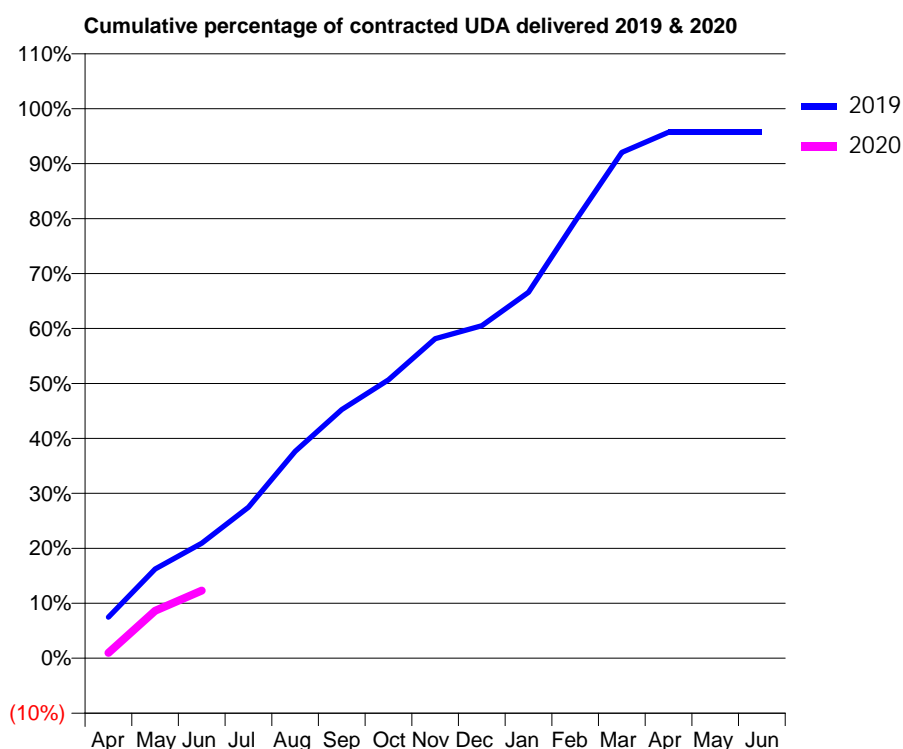
19/20 Contracted general activity (UDA)	1,014
Carry forward general activity (UDA)	0
19/20 Contracted orthodontic activity (UOA)	0
Carry forward orthodontic activity (UOA)	0
Baseline contract value	£26,868.28

ACCESS*

Patients seen in 24 months	Total	Change since previous quarter
Quarter ending June 2018	577	
Quarter ending September 2018	549	↓
Quarter ending December 2018	523	↓
Quarter ending March 2019	502	↓
Quarter ending June 2019	483	↓
Variance since June 2018	(16.3%)	↓



ACTIVITY



Month	2019	2020
April	83	10
May	181	88
June	233	125
July	306	
August	420	
September	504	
October	565	
November	648	
December	675	
January	742	
February	887	
March	1,026	
April	1,067	
May	1,067	
June	1,067	

QUALITY

	Quantity	Base Number	Contract	AT	Region	England
% of FP17s for the same patient ID Re-attending within 3 months - Children	3	70	4.3%	8.4%	10.6%	11.4%
% of FP17s for the same patient ID Re-attending within 3 months - Adults	2	19	10.5%	12.9%	15.2%	15.4%
% of FP17s for the same patient ID Re-attending between 3 & 9 months - Children	40	70	57.1%	63.6%	62.3%	59.8%
% of FP17s for the same patient ID Re-attending between 3 & 9 months - Adults	12	19	63.2%	53.6%	53.3%	52.1%
% of FP17s for Band 1 Urgent Courses	4	68	5.9%	8.4%	9.7%	9.2%
% of FP17s Relating to Free Repair or Replacements	0	68	0.0%	0.6%	0.6%	0.7%
% of FP17s Relating to Continuations	0	68	0.0%	0.7%	0.8%	0.8%
% of Patients satisfied with the dentistry they have received	6	6	N/A	94.5%	93.4%	93.4%
% of Patients satisfied with the time they had to wait for an appointment	5	6	N/A	86.6%	86.8%	87.6%

* This is based on patients treated on this contract for their most recent course of treatment.

Figures in italics indicate the base number of FP17s or Patient Questionnaire responses are less than 100. N/A is shown where the base number of responses is less than 10 during the period. % is calculated as Quantity/Base number*100

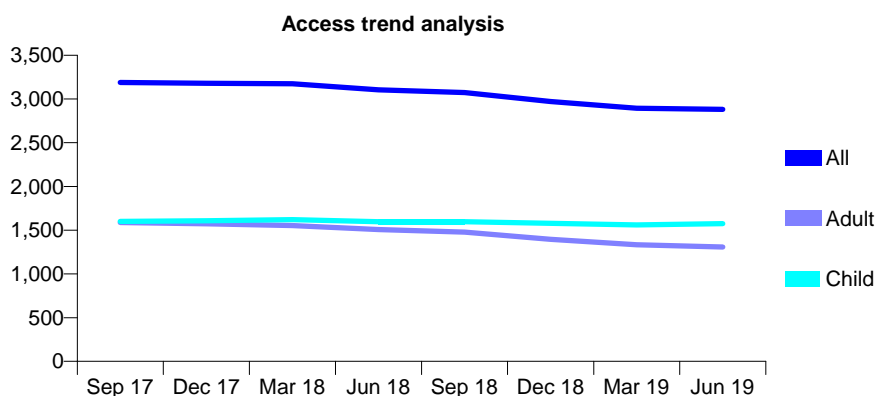
Q64 - Vital Signs At a Glance Contract Report for 137995/0001 - June 2019

Name or company name	Nelson Street Dental Practice Partnership
Contract type name	GDS Contract
Purpose of contract	General
Contract start date	01/04/2014
Contract end date	

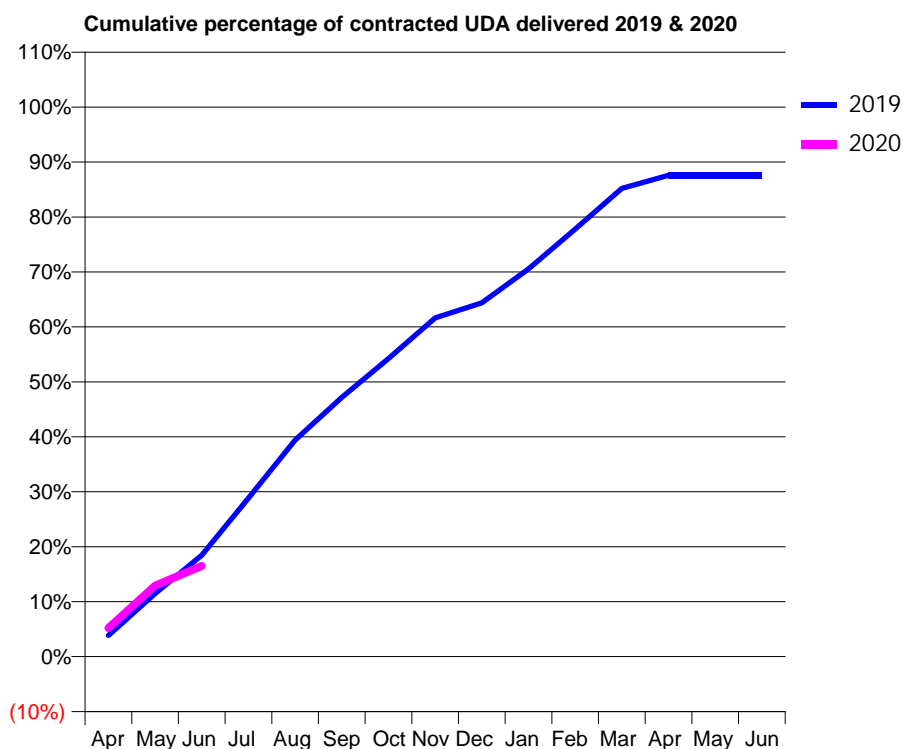
19/20 Contracted general activity (UDA)	8,023
Carry forward general activity (UDA)	0
19/20 Contracted orthodontic activity (UOA)	0
Carry forward orthodontic activity (UOA)	0
Baseline contract value	£191,741.36

ACCESS*

Patients seen in 24 months	Total	Change since previous quarter
Quarter ending June 2018	3,105	
Quarter ending September 2018	3,073	↓
Quarter ending December 2018	2,972	↓
Quarter ending March 2019	2,894	↓
Quarter ending June 2019	2,882	→
Variance since June 2018	(7.2%)	↓



ACTIVITY



Month	Adjusted Scheduled Activity (UDA)	
	2019	2020
April	310	417
May	922	1,036
June	1,481	1,325
July	2,314	
August	3,163	
September	3,783	
October	4,352	
November	4,945	
December	5,164	
January	5,662	
February	6,244	
March	6,834	
April	7,028	
May	7,028	
June	7,028	

QUALITY

	Quantity	Base Number	Contract	AT	Region	England
% of FP17s for the same patient ID Re-attending within 3 months - Children	28	545	5.1%	8.4%	10.6%	11.4%
% of FP17s for the same patient ID Re-attending within 3 months - Adults	58	372	15.6%	12.9%	15.2%	15.4%
% of FP17s for the same patient ID Re-attending between 3 & 9 months - Children	366	545	67.2%	63.6%	62.3%	59.8%
% of FP17s for the same patient ID Re-attending between 3 & 9 months - Adults	208	372	55.9%	53.6%	53.3%	52.1%
% of FP17s for Band 1 Urgent Courses	28	639	4.4%	8.4%	9.7%	9.2%
% of FP17s Relating to Free Repair or Replacements	0	639	0.0%	0.6%	0.6%	0.7%
% of FP17s Relating to Continuations	7	639	1.1%	0.7%	0.8%	0.8%
% of Patients satisfied with the dentistry they have received	2	3	N/A	94.5%	93.4%	93.4%
% of Patients satisfied with the time they had to wait for an appointment	2	3	N/A	86.6%	86.8%	87.6%

* This is based on patients treated on this contract for their most recent course of treatment. Figures in italics indicate the base number of FP17s or Patient Questionnaire responses are less than 100. N/A is shown where the base number of responses is less than 10 during the period. % is calculated as Quantity/Base number*100

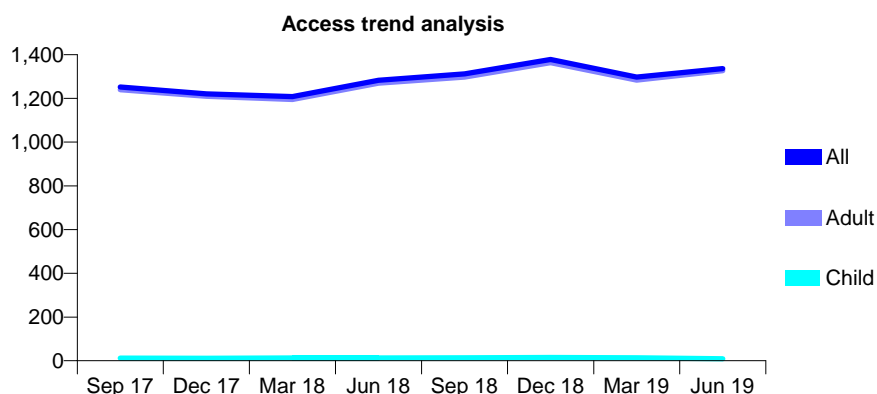
Q64 - Vital Signs At a Glance Contract Report for 138843/0001 - June 2019

Name or company name	BASDAC LLP
Contract type name	GDS Contract
Purpose of contract	General
Contract start date	01/04/2013
Contract end date	

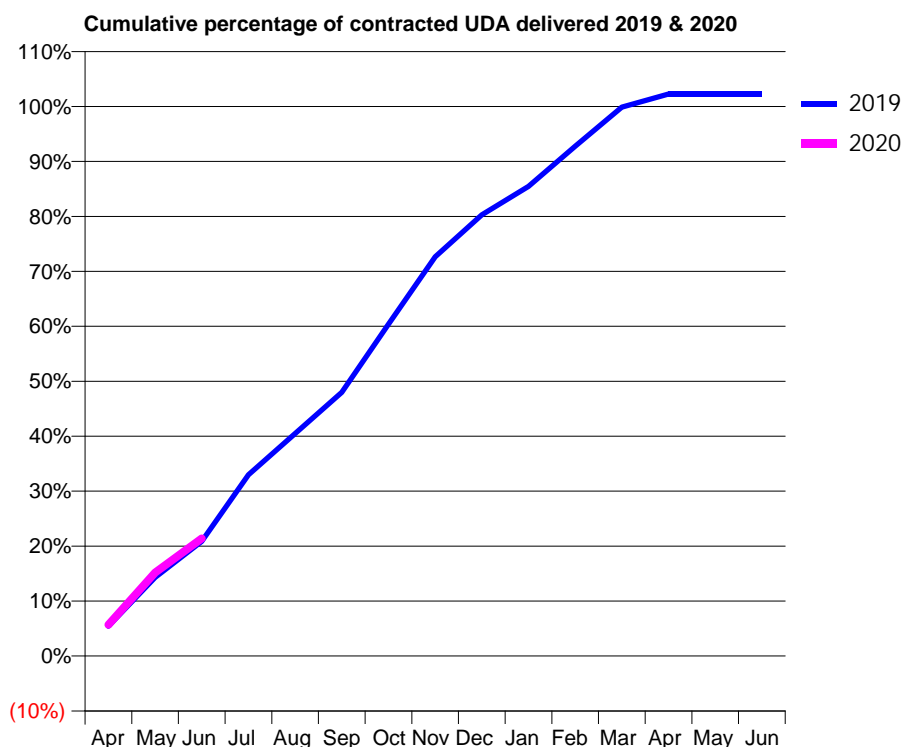
19/20 Contracted general activity (UDA)	3,339
Carry forward general activity (UDA)	0
19/20 Contracted orthodontic activity (UOA)	0
Carry forward orthodontic activity (UOA)	0
Baseline contract value	£206,702.39

ACCESS*

Patients seen in 24 months	Total	Change since previous quarter
Quarter ending June 2018	1,283	
Quarter ending September 2018	1,312	↑
Quarter ending December 2018	1,378	↑
Quarter ending March 2019	1,298	↓
Quarter ending June 2019	1,336	↑
Variance since June 2018	4.1%	↑



ACTIVITY



Month	Adjusted Scheduled Activity (UDA)	
	2019	2020
April	199	190
May	525	507
June	767	714
July	1,212	
August	1,487	
September	1,763	
October	2,218	
November	2,668	
December	2,948	
January	3,139	
February	3,407	
March	3,668	
April	3,756	
May	3,756	
June	3,756	

QUALITY

	Quantity	Base Number	Contract	AT	Region	England
% of FP17s for the same patient ID Re-attending within 3 months - Children	0	1	0.0%	8.4%	10.6%	11.4%
% of FP17s for the same patient ID Re-attending within 3 months - Adults	0	273	0.0%	12.9%	15.2%	15.4%
% of FP17s for the same patient ID Re-attending between 3 & 9 months - Children	0	1	0.0%	63.6%	62.3%	59.8%
% of FP17s for the same patient ID Re-attending between 3 & 9 months - Adults	2	273	0.7%	53.6%	53.3%	52.1%
% of FP17s for Band 1 Urgent Courses	2	244	0.8%	8.4%	9.7%	9.2%
% of FP17s Relating to Free Repair or Replacements	0	244	0.0%	0.6%	0.6%	0.7%
% of FP17s Relating to Continuations	0	244	0.0%	0.7%	0.8%	0.8%
% of Patients satisfied with the dentistry they have received	0	0	N/A	94.5%	93.4%	93.4%
% of Patients satisfied with the time they had to wait for an appointment	0	0	N/A	86.6%	86.8%	87.6%

* This is based on patients treated on this contract for their most recent course of treatment. Figures in italics indicate the base number of FP17s or Patient Questionnaire responses are less than 100. N/A is shown where the base number of responses is less than 10 during the period. % is calculated as Quantity/Base number*100

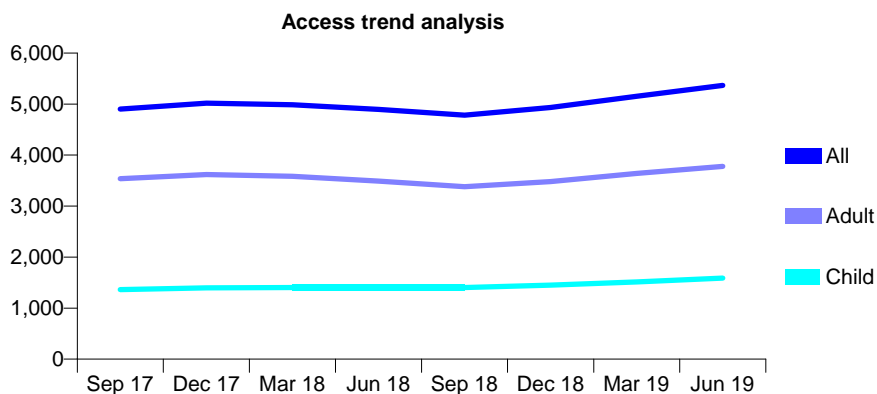
Q64 - Vital Signs At a Glance Contract Report for 141909/0001 - June 2019

Name or company name	Halton House Dental Centre
Contract type name	GDS Contract
Purpose of contract	General
Contract start date	01/04/2013
Contract end date	

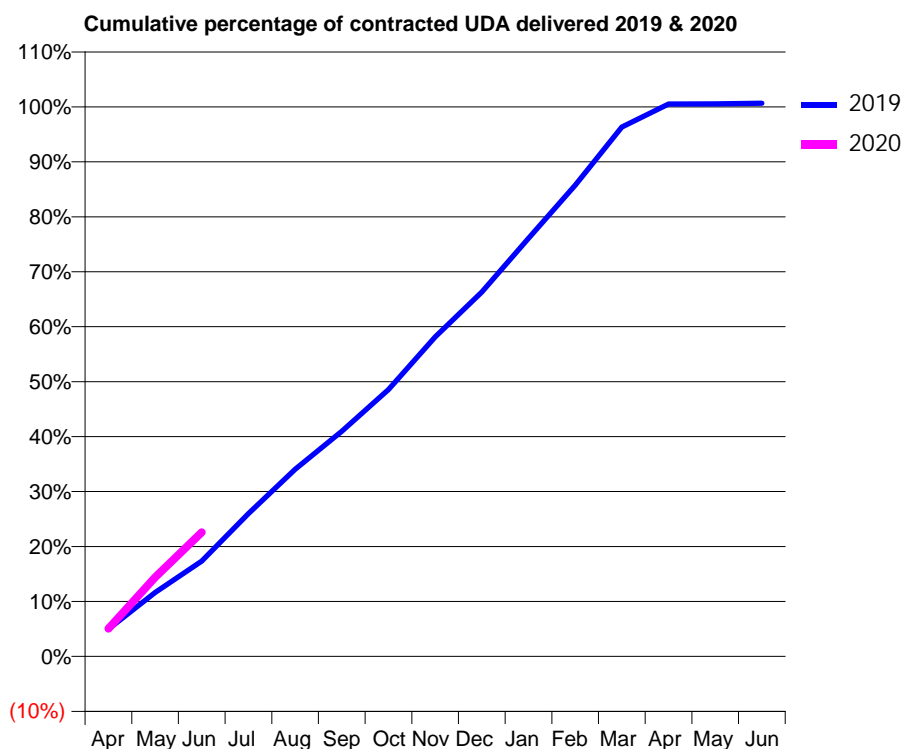
19/20 Contracted general activity (UDA)	14,628
Carry forward general activity (UDA)	0
19/20 Contracted orthodontic activity (UOA)	0
Carry forward orthodontic activity (UOA)	0
Baseline contract value	£393,005.13

ACCESS*

Patients seen in 24 months	Total	Change since previous quarter
Quarter ending June 2018	4,896	
Quarter ending September 2018	4,782	↓
Quarter ending December 2018	4,933	↑
Quarter ending March 2019	5,154	↑
Quarter ending June 2019	5,367	↑
Variance since June 2018	9.6%	↑



ACTIVITY



Month	2019	2020
April	726	742
May	1,703	2,105
June	2,535	3,302
July	3,803	
August	4,984	
September	5,992	
October	7,106	
November	8,504	
December	9,695	
January	11,132	
February	12,542	
March	14,090	
April	14,704	
May	14,710	
June	14,722	

QUALITY

	Quantity	Base Number	Contract	AT	Region	England
% of FP17s for the same patient ID Re-attending within 3 months - Children	33	618	5.3%	8.4%	10.6%	11.4%
% of FP17s for the same patient ID Re-attending within 3 months - Adults	128	1,268	10.1%	12.9%	15.2%	15.4%
% of FP17s for the same patient ID Re-attending between 3 & 9 months - Children	359	618	58.1%	63.6%	62.3%	59.8%
% of FP17s for the same patient ID Re-attending between 3 & 9 months - Adults	637	1,268	50.2%	53.6%	53.3%	52.1%
% of FP17s for Band 1 Urgent Courses	82	1,630	5.0%	8.4%	9.7%	9.2%
% of FP17s Relating to Free Repair or Replacements	7	1,630	0.4%	0.6%	0.6%	0.7%
% of FP17s Relating to Continuations	8	1,630	0.5%	0.7%	0.8%	0.8%
% of Patients satisfied with the dentistry they have received	5	5	N/A	94.5%	93.4%	93.4%
% of Patients satisfied with the time they had to wait for an appointment	3	5	N/A	86.6%	86.8%	87.6%

* This is based on patients treated on this contract for their most recent course of treatment. Figures in italics indicate the base number of FP17s or Patient Questionnaire responses are less than 100. N/A is shown where the base number of responses is less than 10 during the period. % is calculated as Quantity/Base number*100

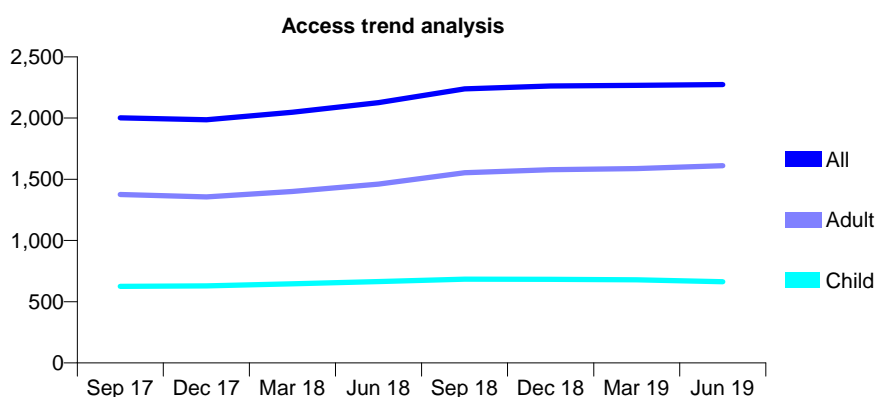
Q64 - Vital Signs At a Glance Contract Report for 146420/0001 - June 2019

Name or company name	North Way Dental Practice Ltd
Contract type name	GDS Contract
Purpose of contract	General
Contract start date	01/07/2012
Contract end date	

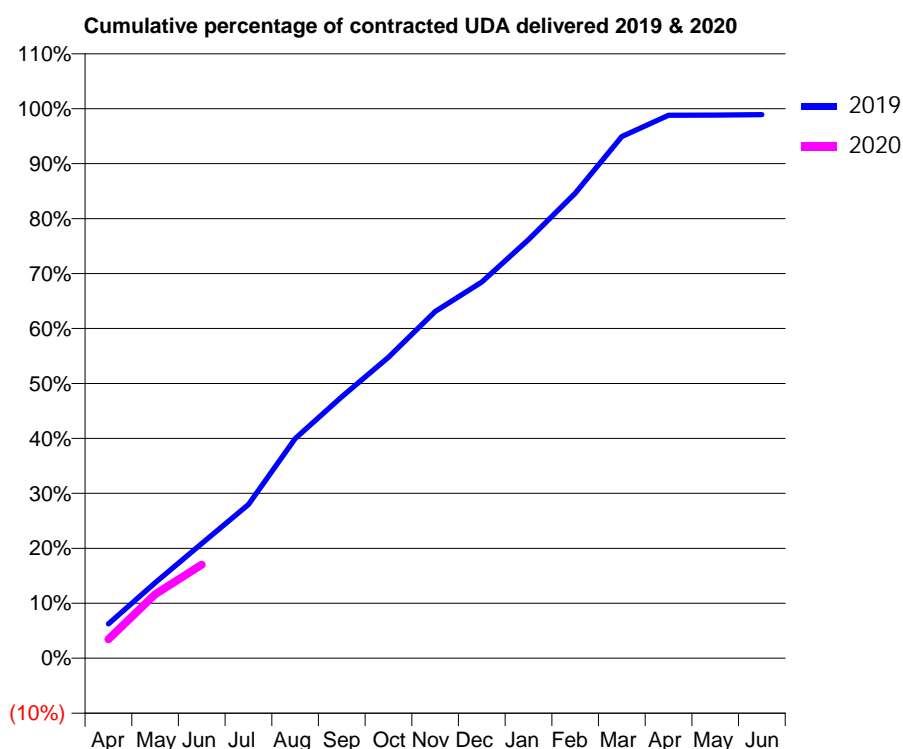
19/20 Contracted general activity (UDA)	6,184
Carry forward general activity (UDA)	0
19/20 Contracted orthodontic activity (UOA)	0
Carry forward orthodontic activity (UOA)	0
Baseline contract value	£228,838.72

ACCESS*

Patients seen in 24 months	Total	Change since previous quarter
Quarter ending June 2018	2,126	
Quarter ending September 2018	2,239	↑
Quarter ending December 2018	2,262	→
Quarter ending March 2019	2,267	→
Quarter ending June 2019	2,274	→
Variance since June 2018	7.0%	↑



ACTIVITY



Adjusted Scheduled Activity (UDA)		
Month	2019	2020
April	386	214
May	850	720
June	1,292	1,052
July	1,729	
August	2,472	
September	2,943	
October	3,386	
November	3,903	
December	4,232	
January	4,710	
February	5,232	
March	5,869	
April	6,110	
May	6,111	
June	6,116	

QUALITY

	Quantity	Base Number	Contract	AT	Region	England
% of FP17s for the same patient ID Re-attending within 3 months - Children	16	249	6.4%	8.4%	10.6%	11.4%
% of FP17s for the same patient ID Re-attending within 3 months - Adults	64	565	11.3%	12.9%	15.2%	15.4%
% of FP17s for the same patient ID Re-attending between 3 & 9 months - Children	198	249	79.5%	63.6%	62.3%	59.8%
% of FP17s for the same patient ID Re-attending between 3 & 9 months - Adults	395	565	69.9%	53.6%	53.3%	52.1%
% of FP17s for Band 1 Urgent Courses	20	674	3.0%	8.4%	9.7%	9.2%
% of FP17s Relating to Free Repair or Replacements	3	674	0.4%	0.6%	0.6%	0.7%
% of FP17s Relating to Continuations	1	674	0.1%	0.7%	0.8%	0.8%
% of Patients satisfied with the dentistry they have received	3	3	N/A	94.5%	93.4%	93.4%
% of Patients satisfied with the time they had to wait for an appointment	3	3	N/A	86.6%	86.8%	87.6%

* This is based on patients treated on this contract for their most recent course of treatment.

Figures in italics indicate the base number of FP17s or Patient Questionnaire responses are less than 100. N/A is shown where the base number of responses is less than 10 during the period. % is calculated as Quantity/Base number*100

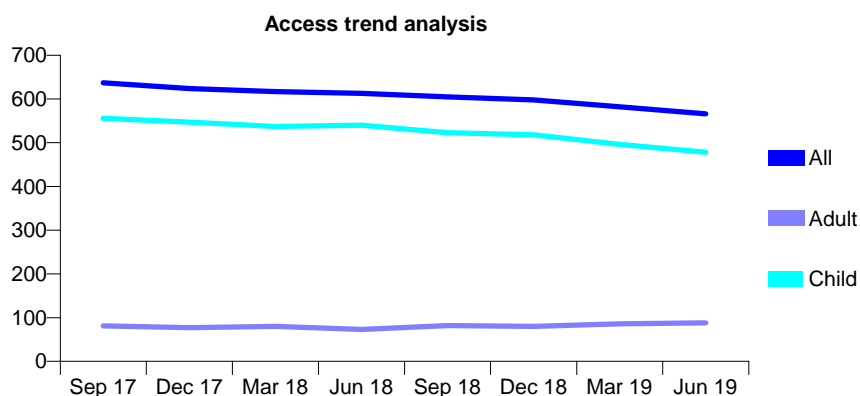
Q64 - Vital Signs At a Glance Contract Report for 147567/0001 - June 2019

Name or company name	Stonehouse Dental Practice
Contract type name	GDS Contract
Purpose of contract	General
Contract start date	01/11/2012
Contract end date	

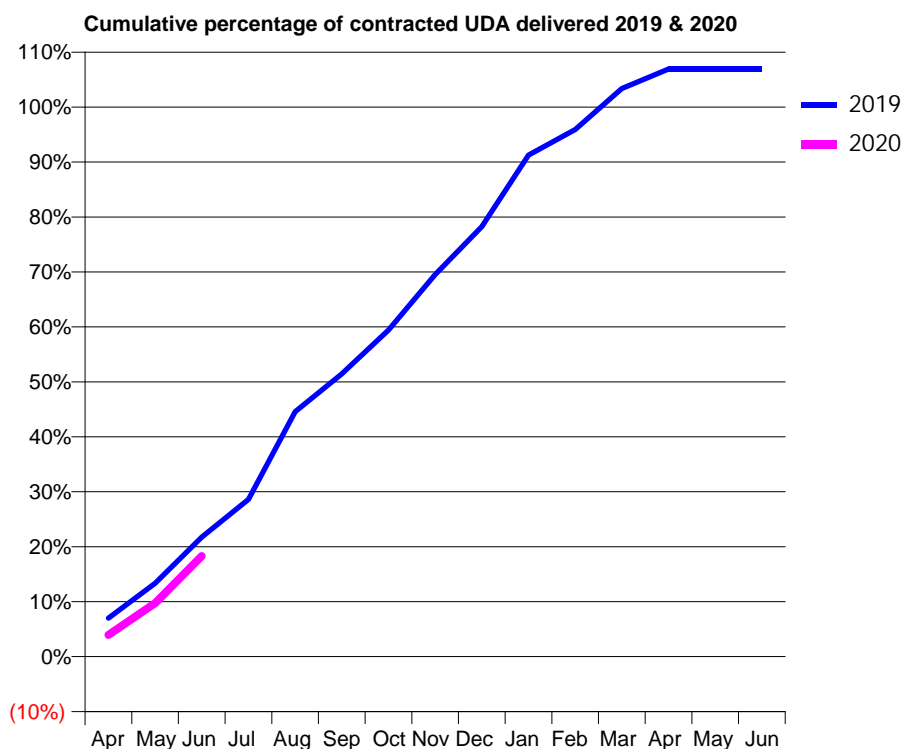
19/20 Contracted general activity (UDA)	970
Carry forward general activity (UDA)	0
19/20 Contracted orthodontic activity (UOA)	0
Carry forward orthodontic activity (UOA)	0
Baseline contract value	£22,688.01

ACCESS*

Patients seen in 24 months	Total	Change since previous quarter
Quarter ending June 2018	613	
Quarter ending September 2018	605	↓
Quarter ending December 2018	598	↓
Quarter ending March 2019	582	↓
Quarter ending June 2019	566	↓
Variance since June 2018	(7.7%)	↓



ACTIVITY



Month	Adjusted Scheduled Activity (UDA)	
	2019	2020
April	68	38
May	130	94
June	211	178
July	278	
August	432	
September	499	
October	576	
November	675	
December	759	
January	885	
February	930	
March	1,003	
April	1,037	
May	1,037	
June	1,037	

QUALITY

	Quantity	Base Number	Contract	AT	Region	England
% of FP17s for the same patient ID Re-attending within 3 months - Children	5	140	3.6%	8.4%	10.6%	11.4%
% of FP17s for the same patient ID Re-attending within 3 months - Adults	1	6	16.7%	12.9%	15.2%	15.4%
% of FP17s for the same patient ID Re-attending between 3 & 9 months - Children	95	140	67.9%	63.6%	62.3%	59.8%
% of FP17s for the same patient ID Re-attending between 3 & 9 months - Adults	2	6	33.3%	53.6%	53.3%	52.1%
% of FP17s for Band 1 Urgent Courses	3	118	2.5%	8.4%	9.7%	9.2%
% of FP17s Relating to Free Repair or Replacements	0	118	0.0%	0.6%	0.6%	0.7%
% of FP17s Relating to Continuations	0	118	0.0%	0.7%	0.8%	0.8%
% of Patients satisfied with the dentistry they have received	0	0	N/A	94.5%	93.4%	93.4%
% of Patients satisfied with the time they had to wait for an appointment	0	0	N/A	86.6%	86.8%	87.6%

* This is based on patients treated on this contract for their most recent course of treatment. Figures in italics indicate the base number of FP17s or Patient Questionnaire responses are less than 100. N/A is shown where the base number of responses is less than 10 during the period. % is calculated as Quantity/Base number*100

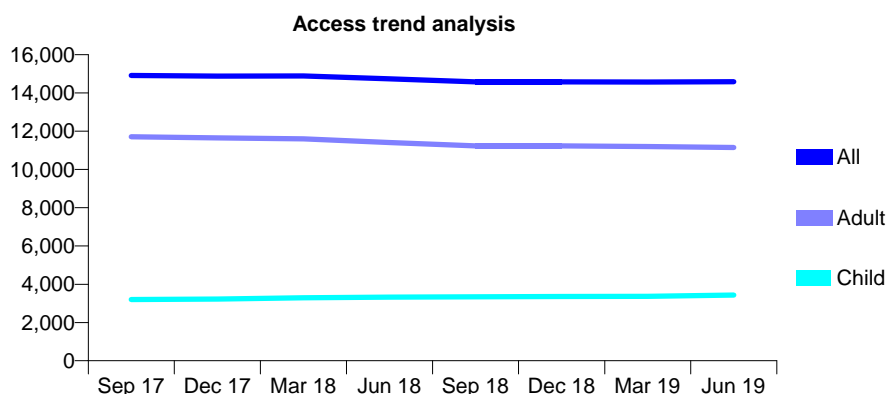
Q64 - Vital Signs At a Glance Contract Report for 147575/0001 - June 2019

Name or company name	Oriel Villas Dental Surgery
Contract type name	GDS Contract
Purpose of contract	General
Contract start date	01/09/2010
Contract end date	

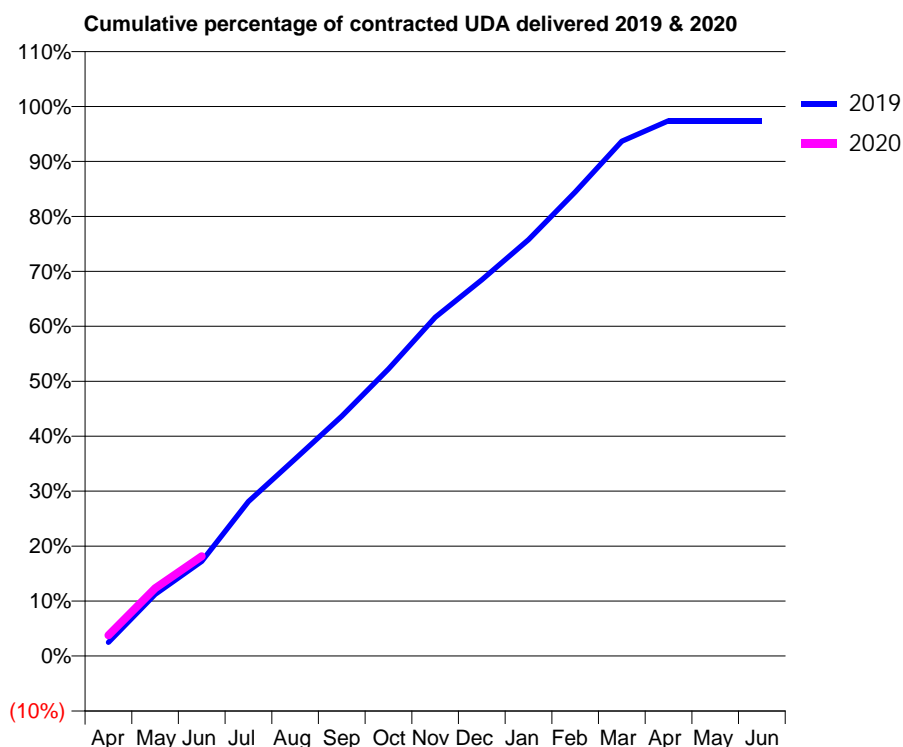
19/20 Contracted general activity (UDA)	35,818
Carry forward general activity (UDA)	0
19/20 Contracted orthodontic activity (UOA)	0
Carry forward orthodontic activity (UOA)	0
Baseline contract value	£879,898.61

ACCESS*

Patients seen in 24 months	Total	Change since previous quarter
Quarter ending June 2018	14,736	
Quarter ending September 2018	14,578	↓
Quarter ending December 2018	14,584	→
Quarter ending March 2019	14,568	→
Quarter ending June 2019	14,585	→
Variance since June 2018	(1.0%)	↓



ACTIVITY



Month	Adjusted Scheduled Activity (UDA)	
	2019	2020
April	894	1,354
May	4,019	4,416
June	6,163	6,504
July	10,069	
August	12,855	
September	15,632	
October	18,711	
November	22,072	
December	24,512	
January	27,135	
February	30,239	
March	33,546	
April	34,888	
May	34,886	
June	34,888	

QUALITY

	Quantity	Base Number	Contract	AT	Region	England
% of FP17s for the same patient ID Re-attending within 3 months - Children	43	1,077	4.0%	8.4%	10.6%	11.4%
% of FP17s for the same patient ID Re-attending within 3 months - Adults	321	3,118	10.3%	12.9%	15.2%	15.4%
% of FP17s for the same patient ID Re-attending between 3 & 9 months - Children	571	1,077	53.0%	63.6%	62.3%	59.8%
% of FP17s for the same patient ID Re-attending between 3 & 9 months - Adults	1,375	3,118	44.1%	53.6%	53.3%	52.1%
% of FP17s for Band 1 Urgent Courses	223	3,479	6.4%	8.4%	9.7%	9.2%
% of FP17s Relating to Free Repair or Replacements	25	3,479	0.7%	0.6%	0.6%	0.7%
% of FP17s Relating to Continuations	10	3,479	0.3%	0.7%	0.8%	0.8%
% of Patients satisfied with the dentistry they have received	14	14	100.0%	94.5%	93.4%	93.4%
% of Patients satisfied with the time they had to wait for an appointment	14	14	100.0%	86.6%	86.8%	87.6%

* This is based on patients treated on this contract for their most recent course of treatment. Figures in italics indicate the base number of FP17s or Patient Questionnaire responses are less than 100. N/A is shown where the base number of responses is less than 10 during the period. % is calculated as Quantity/Base number*100

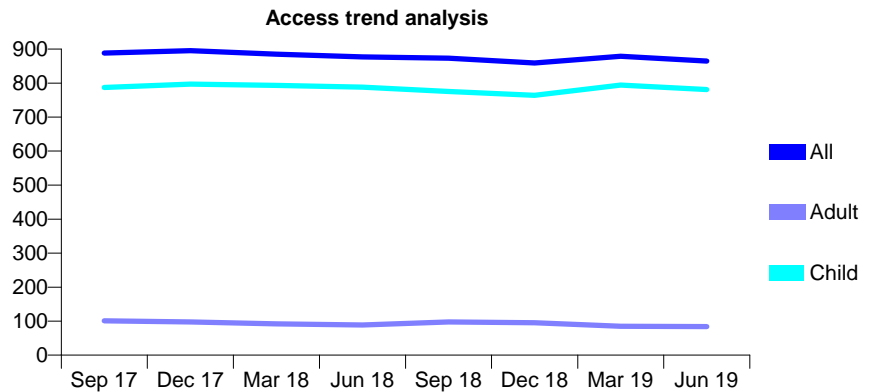
Q64 - Vital Signs At a Glance Contract Report for 148210/0001 - June 2019

Name or company name	Clarence House Partnership
Contract type name	GDS Contract
Purpose of contract	General
Contract start date	07/04/2015
Contract end date	

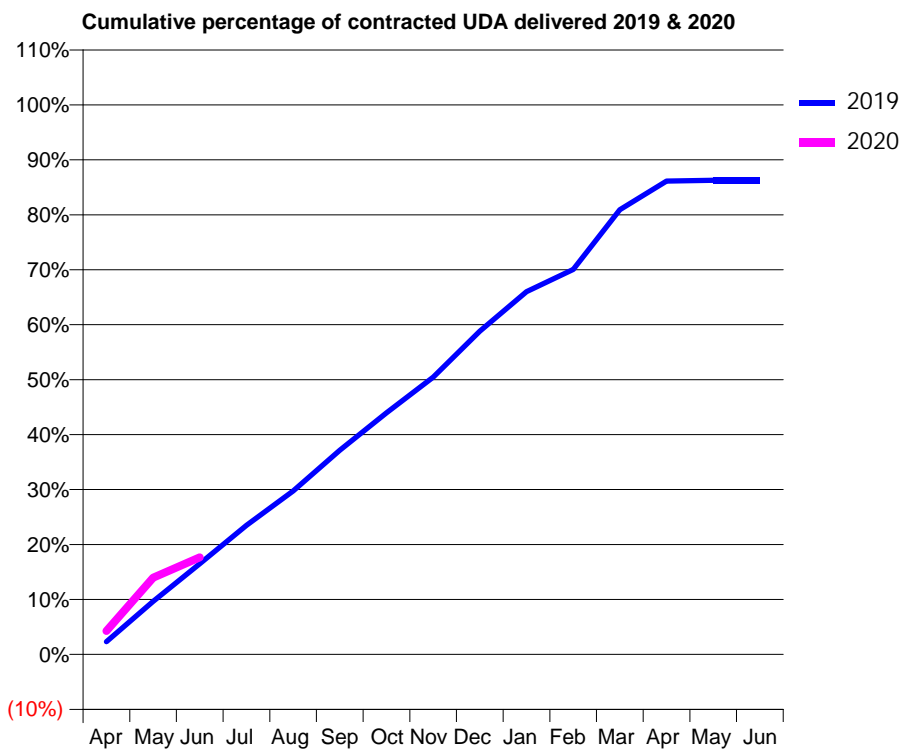
19/20 Contracted general activity (UDA)	2,200
Carry forward general activity (UDA)	0
19/20 Contracted orthodontic activity (UOA)	0
Carry forward orthodontic activity (UOA)	0
Baseline contract value	£59,163.67

ACCESS*

Patients seen in 24 months	Total	Change since previous quarter
Quarter ending June 2018	877	
Quarter ending September 2018	873	→
Quarter ending December 2018	859	↓
Quarter ending March 2019	879	↑
Quarter ending June 2019	865	↓
Variance since June 2018	(1.4%)	↓



ACTIVITY



Month	2019	2020
April	51	94
May	213	307
June	363	389
July	517	
August	655	
September	817	
October	967	
November	1,110	
December	1,294	
January	1,452	
February	1,541	
March	1,780	
April	1,895	
May	1,898	
June	1,898	

QUALITY

	Quantity	Base Number	Contract	AT	Region	England
% of FP17s for the same patient ID Re-attending within 3 months - Children	15	293	5.1%	8.4%	10.6%	11.4%
% of FP17s for the same patient ID Re-attending within 3 months - Adults	0	1	0.0%	12.9%	15.2%	15.4%
% of FP17s for the same patient ID Re-attending between 3 & 9 months - Children	174	293	59.4%	63.6%	62.3%	59.8%
% of FP17s for the same patient ID Re-attending between 3 & 9 months - Adults	1	1	100.0%	53.6%	53.3%	52.1%
% of FP17s for Band 1 Urgent Courses	0	231	0.0%	8.4%	9.7%	9.2%
% of FP17s Relating to Free Repair or Replacements	0	231	0.0%	0.6%	0.6%	0.7%
% of FP17s Relating to Continuations	0	231	0.0%	0.7%	0.8%	0.8%
% of Patients satisfied with the dentistry they have received	0	0	N/A	94.5%	93.4%	93.4%
% of Patients satisfied with the time they had to wait for an appointment	0	0	N/A	86.6%	86.8%	87.6%

* This is based on patients treated on this contract for their most recent course of treatment. Figures in italics indicate the base number of FP17s or Patient Questionnaire responses are less than 100. N/A is shown where the base number of responses is less than 10 during the period. % is calculated as Quantity/Base number*100

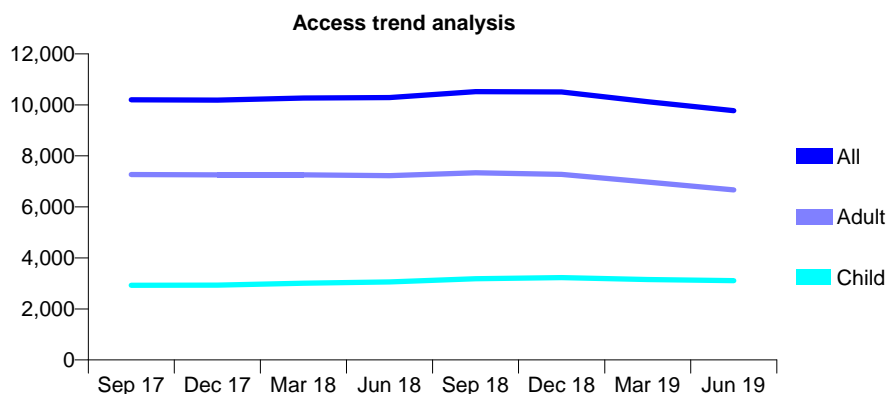
Q64 - Vital Signs At a Glance Contract Report for 150401/0001 - June 2019

Name or company name	Whitecross Dental care Ltd
Contract type name	GDS Contract
Purpose of contract	General
Contract start date	13/10/2010
Contract end date	

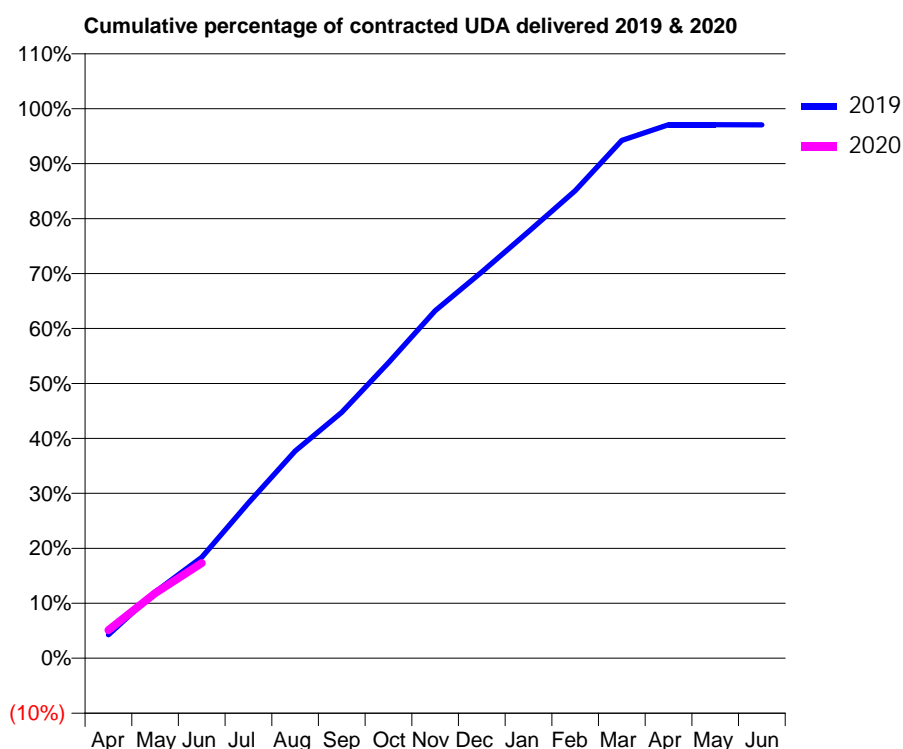
19/20 Contracted general activity (UDA)	25,000
Carry forward general activity (UDA)	0
19/20 Contracted orthodontic activity (UOA)	0
Carry forward orthodontic activity (UOA)	0
Baseline contract value	£636,744.96

ACCESS*

Patients seen in 24 months	Total	Change since previous quarter
Quarter ending June 2018	10,290	
Quarter ending September 2018	10,518	↑
Quarter ending December 2018	10,505	→
Quarter ending March 2019	10,125	↓
Quarter ending June 2019	9,770	↓
Variance since June 2018	(5.1%)	↓



ACTIVITY



Month	2019	2020
April	1,071	1,276
May	3,010	2,956
June	4,589	4,331
July	7,063	
August	9,427	
September	11,181	
October	13,449	
November	15,812	
December	17,573	
January	19,405	
February	21,270	
March	23,554	
April	24,269	
May	24,268	
June	24,266	

QUALITY

	Quantity	Base Number	Contract	AT	Region	England
% of FP17s for the same patient ID Re-attending within 3 months - Children	48	1,009	4.8%	8.4%	10.6%	11.4%
% of FP17s for the same patient ID Re-attending within 3 months - Adults	131	1,511	8.7%	12.9%	15.2%	15.4%
% of FP17s for the same patient ID Re-attending between 3 & 9 months - Children	584	1,009	57.9%	63.6%	62.3%	59.8%
% of FP17s for the same patient ID Re-attending between 3 & 9 months - Adults	610	1,511	40.4%	53.6%	53.3%	52.1%
% of FP17s for Band 1 Urgent Courses	105	2,218	4.7%	8.4%	9.7%	9.2%
% of FP17s Relating to Free Repair or Replacements	3	2,218	0.1%	0.6%	0.6%	0.7%
% of FP17s Relating to Continuations	26	2,218	1.2%	0.7%	0.8%	0.8%
% of Patients satisfied with the dentistry they have received	8	9	N/A	94.5%	93.4%	93.4%
% of Patients satisfied with the time they had to wait for an appointment	8	9	N/A	86.6%	86.8%	87.6%

* This is based on patients treated on this contract for their most recent course of treatment.

Figures in italics indicate the base number of FP17s or Patient Questionnaire responses are less than 100. N/A is shown where the base number of responses is less than 10 during the period. % is calculated as Quantity/Base number*100

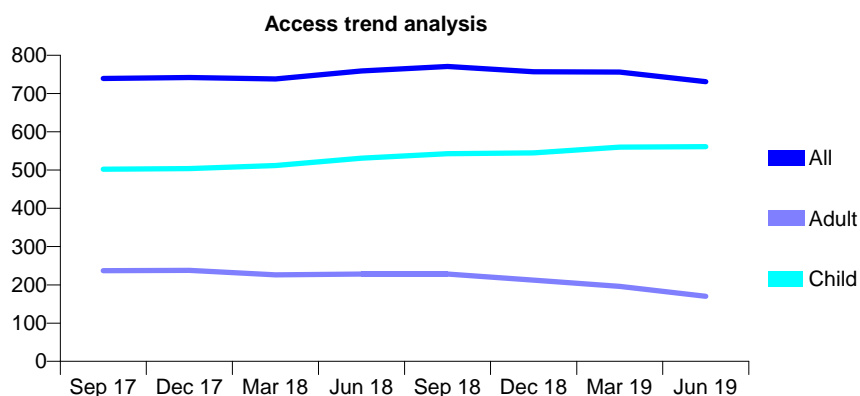
Q64 - Vital Signs At a Glance Contract Report for 152021/0001 - June 2019

Name or company name	Hartree Dental Surgery
Contract type name	GDS Contract
Purpose of contract	General
Contract start date	01/04/2006
Contract end date	

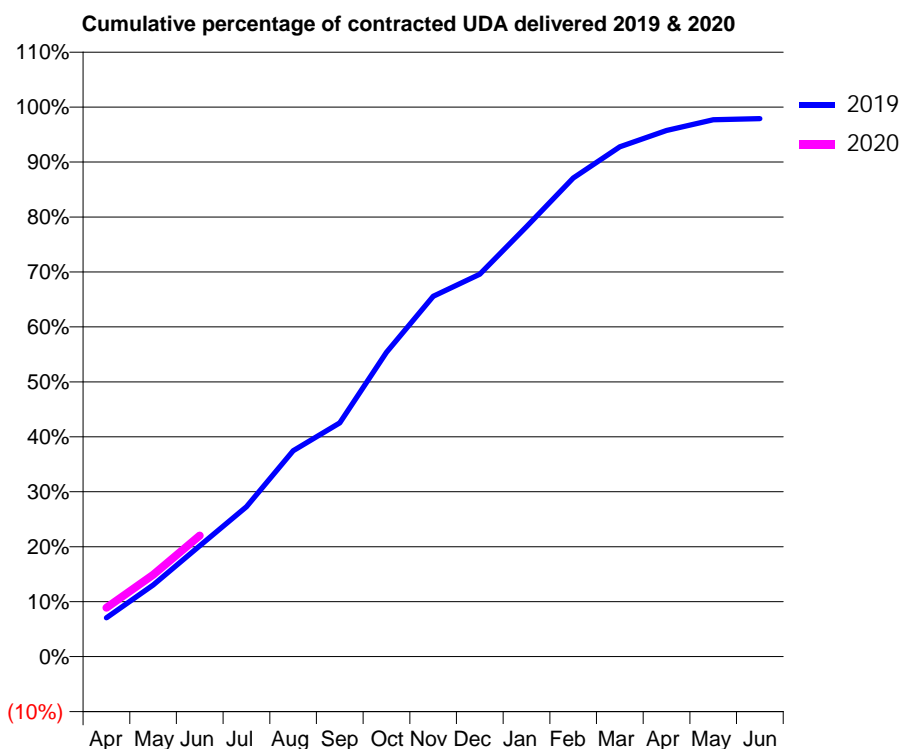
19/20 Contracted general activity (UDA)	1,646
Carry forward general activity (UDA)	0
19/20 Contracted orthodontic activity (UOA)	0
Carry forward orthodontic activity (UOA)	0
Baseline contract value	£40,585.90

ACCESS*

Patients seen in 24 months	Total	Change since previous quarter
Quarter ending June 2018	759	
Quarter ending September 2018	771	→
Quarter ending December 2018	757	↓
Quarter ending March 2019	756	→
Quarter ending June 2019	731	↓
Variance since June 2018	(3.7%)	↓



ACTIVITY



Month	Adjusted Scheduled Activity (UDA)	
	2019	2020
April	116	146
May	215	245
June	332	363
July	449	
August	617	
September	700	
October	912	
November	1,079	
December	1,145	
January	1,288	
February	1,433	
March	1,527	
April	1,576	
May	1,608	
June	1,611	

QUALITY

	Quantity	Base Number	Contract	AT	Region	England
% of FP17s for the same patient ID Re-attending within 3 months - Children	19	280	6.8%	8.4%	10.6%	11.4%
% of FP17s for the same patient ID Re-attending within 3 months - Adults	7	39	17.9%	12.9%	15.2%	15.4%
% of FP17s for the same patient ID Re-attending between 3 & 9 months - Children	197	280	70.4%	63.6%	62.3%	59.8%
% of FP17s for the same patient ID Re-attending between 3 & 9 months - Adults	22	39	56.4%	53.6%	53.3%	52.1%
% of FP17s for Band 1 Urgent Courses	3	261	1.1%	8.4%	9.7%	9.2%
% of FP17s Relating to Free Repair or Replacements	0	261	0.0%	0.6%	0.6%	0.7%
% of FP17s Relating to Continuations	7	261	2.7%	0.7%	0.8%	0.8%
% of Patients satisfied with the dentistry they have received	0	0	N/A	94.5%	93.4%	93.4%
% of Patients satisfied with the time they had to wait for an appointment	0	0	N/A	86.6%	86.8%	87.6%

* This is based on patients treated on this contract for their most recent course of treatment. Figures in italics indicate the base number of FP17s or Patient Questionnaire responses are less than 100. N/A is shown where the base number of responses is less than 10 during the period. % is calculated as Quantity/Base number*100

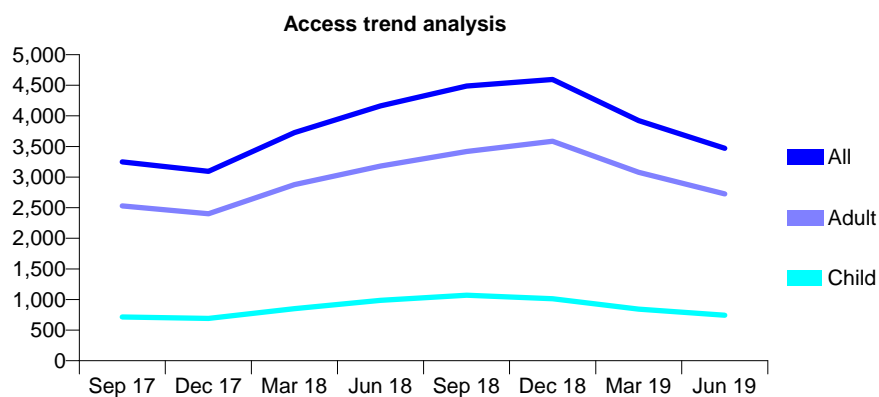
Q64 - Vital Signs At a Glance Contract Report for 153052/0001 - June 2019

Name or company name	Dentalcare (Southern) Limited
Contract type name	GDS Contract
Purpose of contract	General
Contract start date	01/08/2012
Contract end date	

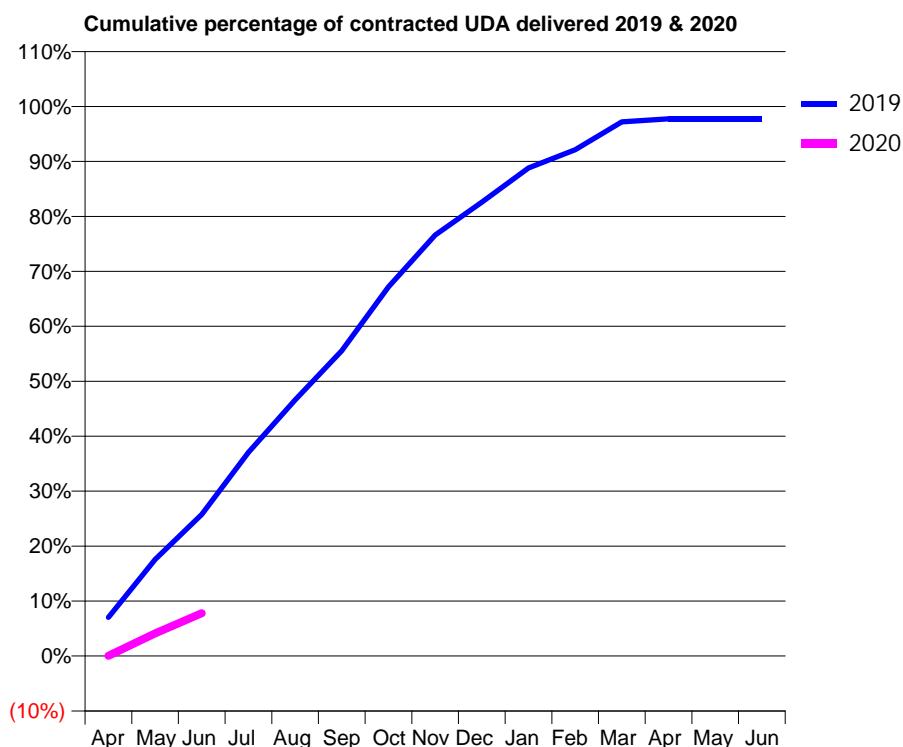
19/20 Contracted general activity (UDA)	12,257
Carry forward general activity (UDA)	0
19/20 Contracted orthodontic activity (UOA)	0
Carry forward orthodontic activity (UOA)	0
Baseline contract value	£313,757.73

ACCESS*

Patients seen in 24 months	Total	Change since previous quarter
Quarter ending June 2018	4,164	
Quarter ending September 2018	4,488	↑
Quarter ending December 2018	4,596	↑
Quarter ending March 2019	3,922	↓
Quarter ending June 2019	3,470	↓
Variance since June 2018	(16.7%)	↓



ACTIVITY



Month	Adjusted Scheduled Activity (UDA)	
	2019	2020
April	865	3
May	2,155	507
June	3,156	956
July	4,543	
August	5,713	
September	6,810	
October	8,232	
November	9,390	
December	10,120	
January	10,885	
February	11,294	
March	11,914	
April	11,979	
May	11,981	
June	11,979	

QUALITY

	Quantity	Base Number	Contract	AT	Region	England
% of FP17s for the same patient ID Re-attending within 3 months - Children	2	156	1.3%	8.4%	10.6%	11.4%
% of FP17s for the same patient ID Re-attending within 3 months - Adults	30	531	5.6%	12.9%	15.2%	15.4%
% of FP17s for the same patient ID Re-attending between 3 & 9 months - Children	88	156	56.4%	63.6%	62.3%	59.8%
% of FP17s for the same patient ID Re-attending between 3 & 9 months - Adults	318	531	59.9%	53.6%	53.3%	52.1%
% of FP17s for Band 1 Urgent Courses	43	632	6.8%	8.4%	9.7%	9.2%
% of FP17s Relating to Free Repair or Replacements	3	632	0.5%	0.6%	0.6%	0.7%
% of FP17s Relating to Continuations	0	632	0.0%	0.7%	0.8%	0.8%
% of Patients satisfied with the dentistry they have received	3	3	N/A	94.5%	93.4%	93.4%
% of Patients satisfied with the time they had to wait for an appointment	3	3	N/A	86.6%	86.8%	87.6%

* This is based on patients treated on this contract for their most recent course of treatment. Figures in italics indicate the base number of FP17s or Patient Questionnaire responses are less than 100. N/A is shown where the base number of responses is less than 10 during the period. % is calculated as Quantity/Base number*100

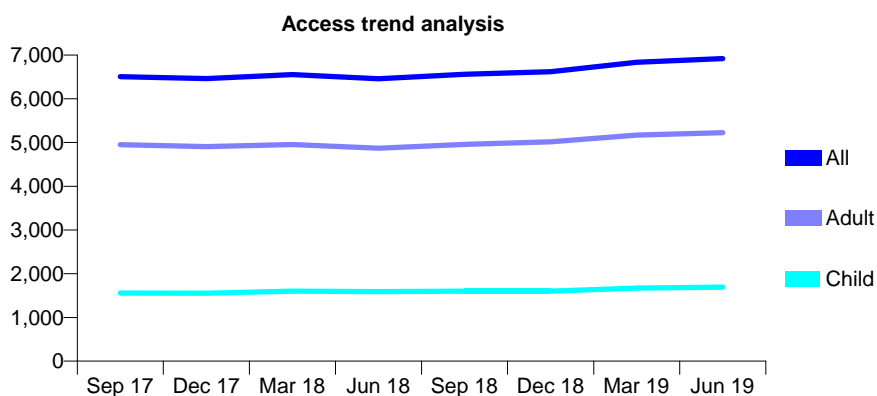
Q64 - Vital Signs At a Glance Contract Report for 155594/0001 - June 2019

Name or company name	The Parks Dental Practice
Contract type name	GDS Contract
Purpose of contract	General
Contract start date	21/03/2013
Contract end date	

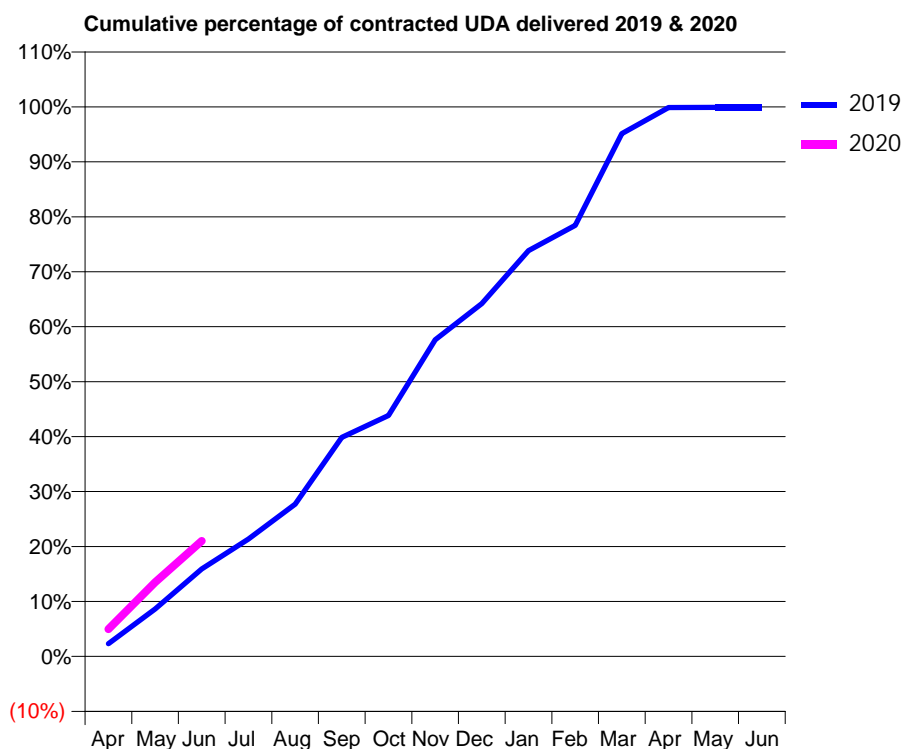
19/20 Contracted general activity (UDA)	17,000
Carry forward general activity (UDA)	0
19/20 Contracted orthodontic activity (UOA)	0
Carry forward orthodontic activity (UOA)	0
Baseline contract value	£429,991.81

ACCESS*

Patients seen in 24 months	Total	Change since previous quarter
Quarter ending June 2018	6,460	
Quarter ending September 2018	6,559	→
Quarter ending December 2018	6,621	→
Quarter ending March 2019	6,837	↑
Quarter ending June 2019	6,920	→
Variance since June 2018	7.1%	↑



ACTIVITY



Month	2019	2020
April	398	842
May	1,489	2,294
June	2,741	3,569
July	3,676	
August	4,767	
September	6,857	
October	7,539	
November	9,913	
December	11,040	
January	12,701	
February	13,493	
March	16,363	
April	17,177	
May	17,181	
June	17,183	

QUALITY

	Quantity	Base Number	Contract	AT	Region	England
% of FP17s for the same patient ID Re-attending within 3 months - Children	43	665	6.5%	8.4%	10.6%	11.4%
% of FP17s for the same patient ID Re-attending within 3 months - Adults	236	1,652	14.3%	12.9%	15.2%	15.4%
% of FP17s for the same patient ID Re-attending between 3 & 9 months - Children	443	665	66.6%	63.6%	62.3%	59.8%
% of FP17s for the same patient ID Re-attending between 3 & 9 months - Adults	867	1,652	52.5%	53.6%	53.3%	52.1%
% of FP17s for Band 1 Urgent Courses	275	1,942	14.2%	8.4%	9.7%	9.2%
% of FP17s Relating to Free Repair or Replacements	16	1,942	0.8%	0.6%	0.6%	0.7%
% of FP17s Relating to Continuations	13	1,942	0.7%	0.7%	0.8%	0.8%
% of Patients satisfied with the dentistry they have received	5	5	N/A	94.5%	93.4%	93.4%
% of Patients satisfied with the time they had to wait for an appointment	5	5	N/A	86.6%	86.8%	87.6%

* This is based on patients treated on this contract for their most recent course of treatment. Figures in italics indicate the base number of FP17s or Patient Questionnaire responses are less than 100. N/A is shown where the base number of responses is less than 10 during the period. % is calculated as Quantity/Base number*100

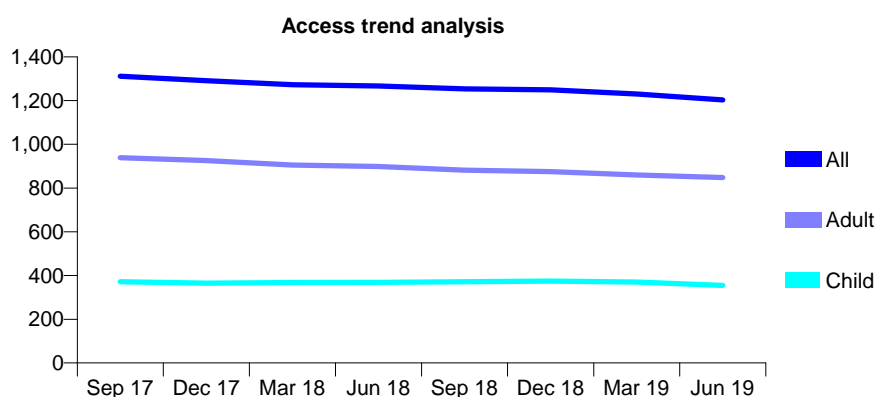
Q64 - Vital Signs At a Glance Contract Report for 155918/0001 - June 2019

Name or company name	Laser-Dent Ltd
Contract type name	GDS Contract
Purpose of contract	General
Contract start date	01/05/2011
Contract end date	

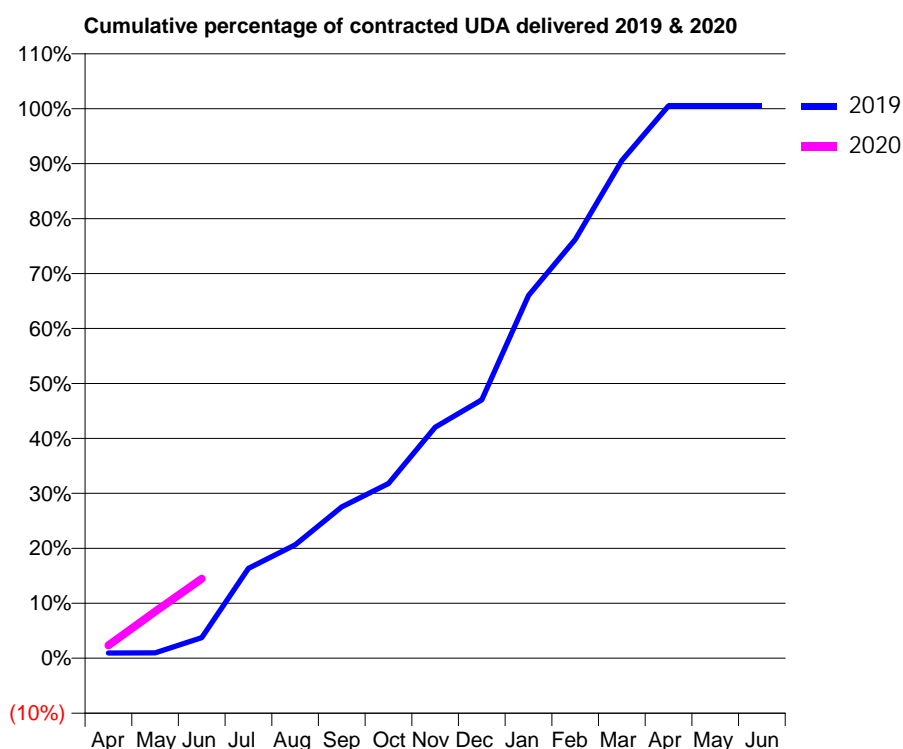
19/20 Contracted general activity (UDA)	5,100
Carry forward general activity (UDA)	0
19/20 Contracted orthodontic activity (UOA)	0
Carry forward orthodontic activity (UOA)	0
Baseline contract value	£125,325.10

ACCESS*

Patients seen in 24 months	Total	Change since previous quarter
Quarter ending June 2018	1,267	
Quarter ending September 2018	1,253	↓
Quarter ending December 2018	1,249	→
Quarter ending March 2019	1,230	↓
Quarter ending June 2019	1,203	↓
Variance since June 2018	(5.1%)	↓



ACTIVITY



Month	2019	2020
April	49	120
May	50	432
June	191	739
July	833	
August	1,053	
September	1,404	
October	1,621	
November	2,144	
December	2,398	
January	3,367	
February	3,885	
March	4,618	
April	5,127	
May	5,127	
June	5,127	

QUALITY

	Quantity	Base Number	Contract	AT	Region	England
% of FP17s for the same patient ID Re-attending within 3 months - Children	25	124	20.2%	8.4%	10.6%	11.4%
% of FP17s for the same patient ID Re-attending within 3 months - Adults	67	341	19.6%	12.9%	15.2%	15.4%
% of FP17s for the same patient ID Re-attending between 3 & 9 months - Children	66	124	53.2%	63.6%	62.3%	59.8%
% of FP17s for the same patient ID Re-attending between 3 & 9 months - Adults	220	341	64.5%	53.6%	53.3%	52.1%
% of FP17s for Band 1 Urgent Courses	33	366	9.0%	8.4%	9.7%	9.2%
% of FP17s Relating to Free Repair or Replacements	0	366	0.0%	0.6%	0.6%	0.7%
% of FP17s Relating to Continuations	3	366	0.8%	0.7%	0.8%	0.8%
% of Patients satisfied with the dentistry they have received	7	7	N/A	94.5%	93.4%	93.4%
% of Patients satisfied with the time they had to wait for an appointment	4	7	N/A	86.6%	86.8%	87.6%

* This is based on patients treated on this contract for their most recent course of treatment.

Figures in italics indicate the base number of FP17s or Patient Questionnaire responses are less than 100. N/A is shown where the base number of responses is less than 10 during the period. % is calculated as Quantity/Base number*100

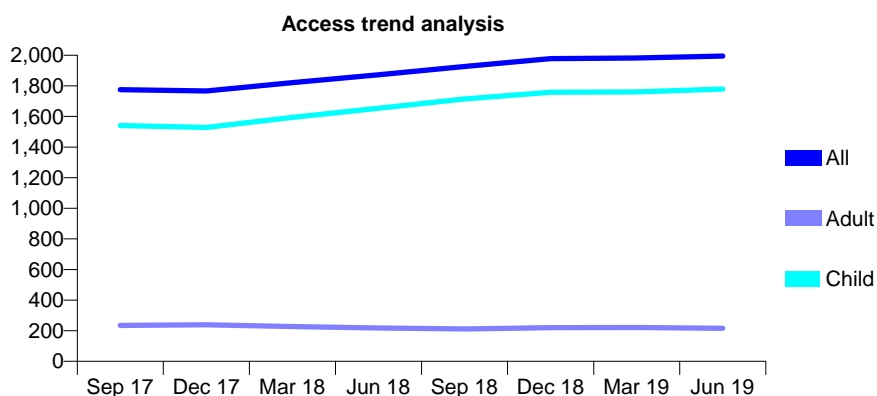
Q64 - Vital Signs At a Glance Contract Report for 157724/0001 - June 2019

Name or company name	MR AF WOOD
Contract type name	GDS Contract
Purpose of contract	General
Contract start date	23/12/2011
Contract end date	

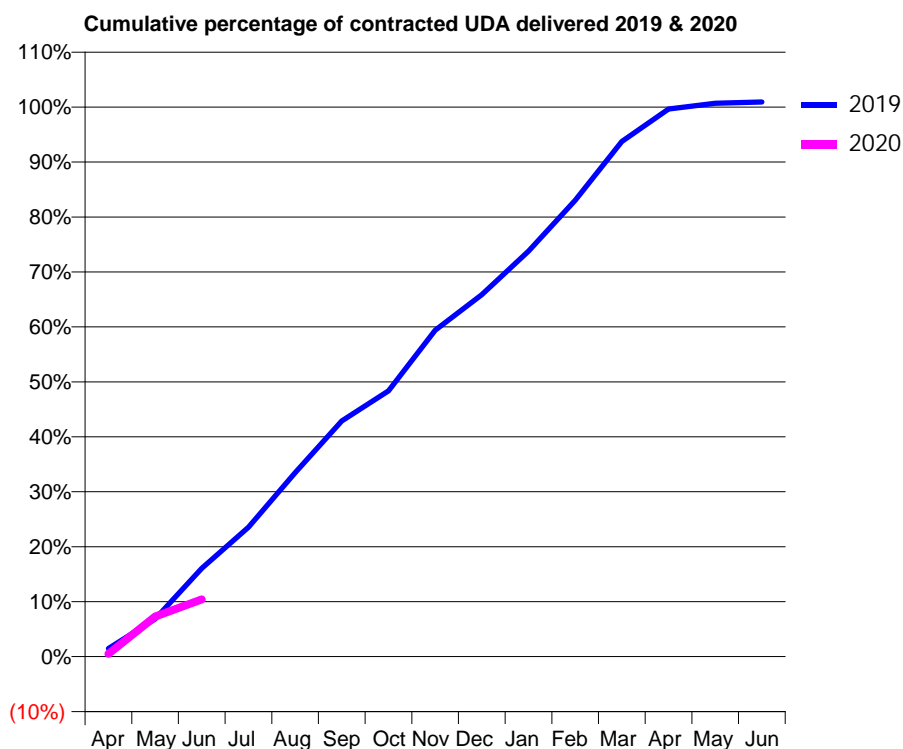
19/20 Contracted general activity (UDA)	3,680
Carry forward general activity (UDA)	0
19/20 Contracted orthodontic activity (UOA)	0
Carry forward orthodontic activity (UOA)	0
Baseline contract value	£87,938.43

ACCESS*

Patients seen in 24 months	Total	Change since previous quarter
Quarter ending June 2018	1,872	
Quarter ending September 2018	1,927	↑
Quarter ending December 2018	1,978	↑
Quarter ending March 2019	1,982	→
Quarter ending June 2019	1,995	→
Variance since June 2018	6.6%	↑



ACTIVITY



Month	Adjusted Scheduled Activity (UDA)	
	2019	2020
April	54	19
May	252	268
June	591	383
July	867	
August	1,232	
September	1,579	
October	1,780	
November	2,186	
December	2,423	
January	2,715	
February	3,057	
March	3,449	
April	3,667	
May	3,706	
June	3,714	

QUALITY

	Quantity	Base Number	Contract	AT	Region	England
% of FP17s for the same patient ID Re-attending within 3 months - Children	30	446	6.7%	8.4%	10.6%	11.4%
% of FP17s for the same patient ID Re-attending within 3 months - Adults	0	7	0.0%	12.9%	15.2%	15.4%
% of FP17s for the same patient ID Re-attending between 3 & 9 months - Children	234	446	52.5%	63.6%	62.3%	59.8%
% of FP17s for the same patient ID Re-attending between 3 & 9 months - Adults	6	7	85.7%	53.6%	53.3%	52.1%
% of FP17s for Band 1 Urgent Courses	12	278	4.3%	8.4%	9.7%	9.2%
% of FP17s Relating to Free Repair or Replacements	0	278	0.0%	0.6%	0.6%	0.7%
% of FP17s Relating to Continuations	0	278	0.0%	0.7%	0.8%	0.8%
% of Patients satisfied with the dentistry they have received	1	1	N/A	94.5%	93.4%	93.4%
% of Patients satisfied with the time they had to wait for an appointment	1	1	N/A	86.6%	86.8%	87.6%

* This is based on patients treated on this contract for their most recent course of treatment. Figures in italics indicate the base number of FP17s or Patient Questionnaire responses are less than 100. N/A is shown where the base number of responses is less than 10 during the period. % is calculated as Quantity/Base number*100

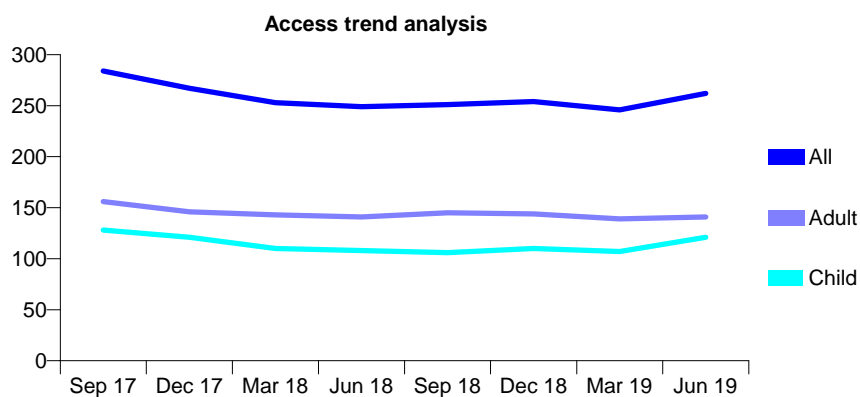
Q64 - Vital Signs At a Glance Contract Report for 158542/0001 - June 2019

Name or company name	Mr CS Lambert-Rose
Contract type name	GDS Contract
Purpose of contract	General and Orthodontic
Contract start date	18/05/2012
Contract end date	

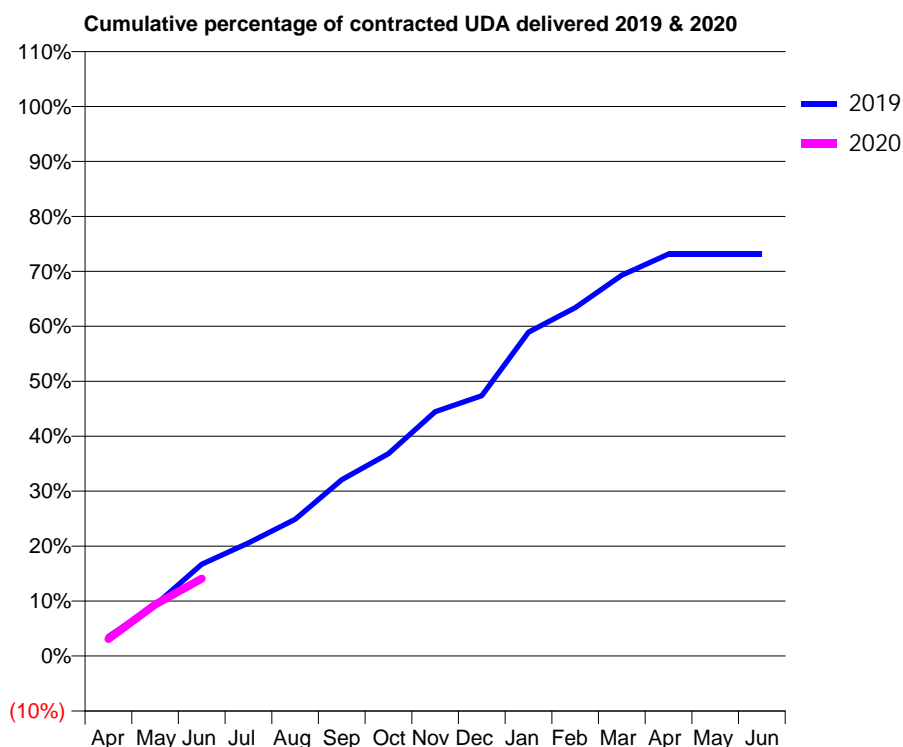
19/20 Contracted general activity (UDA)	680
Carry forward general activity (UDA)	0
19/20 Contracted orthodontic activity (UOA)	697
Carry forward orthodontic activity (UOA)	0
Baseline contract value	£66,539.33

ACCESS*

Patients seen in 24 months	Total	Change since previous quarter
Quarter ending June 2018	249	
Quarter ending September 2018	251	→
Quarter ending December 2018	254	→
Quarter ending March 2019	246	↓
Quarter ending June 2019	262	↑
Variance since June 2018	5.2%	↑



ACTIVITY



Month	Adjusted Scheduled Activity (UDA)	
	2019	2020
April	24	21
May	63	64
June	114	96
July	140	
August	169	
September	218	
October	250	
November	302	
December	322	
January	401	
February	431	
March	471	
April	497	
May	497	
June	497	

QUALITY

	Quantity	Base Number	Contract	AT	Region	England
% of FP17s for the same patient ID Re-attending within 3 months - Children	2	55	3.6%	8.4%	10.6%	11.4%
% of FP17s for the same patient ID Re-attending within 3 months - Adults	3	30	10.0%	12.9%	15.2%	15.4%
% of FP17s for the same patient ID Re-attending between 3 & 9 months - Children	18	55	32.7%	63.6%	62.3%	59.8%
% of FP17s for the same patient ID Re-attending between 3 & 9 months - Adults	17	30	56.7%	53.6%	53.3%	52.1%
% of FP17s for Band 1 Urgent Courses	4	60	6.7%	8.4%	9.7%	9.2%
% of FP17s Relating to Free Repair or Replacements	0	60	0.0%	0.6%	0.6%	0.7%
% of FP17s Relating to Continuations	0	60	0.0%	0.7%	0.8%	0.8%
% of Patients satisfied with the dentistry they have received	0	0	N/A	94.5%	93.4%	93.4%
% of Patients satisfied with the time they had to wait for an appointment	0	0	N/A	86.6%	86.8%	87.6%

* This is based on patients treated on this contract for their most recent course of treatment. Figures in italics indicate the base number of FP17s or Patient Questionnaire responses are less than 100. N/A is shown where the base number of responses is less than 10 during the period. % is calculated as Quantity/Base number*100

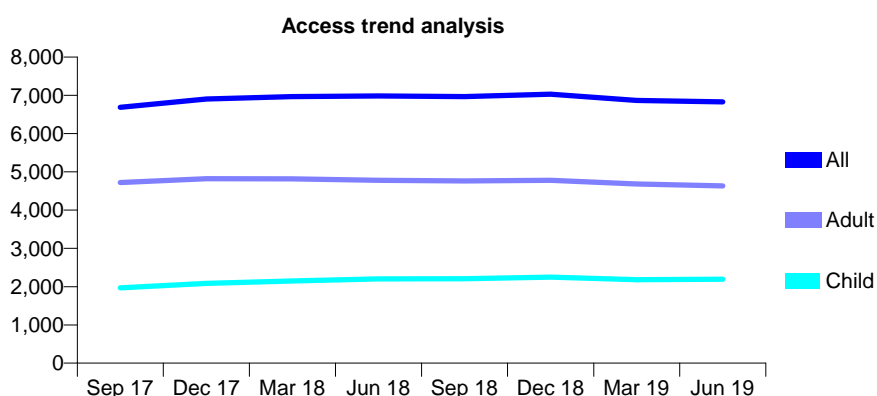
Q64 - Vital Signs At a Glance Contract Report for 160385/0001 - June 2019

Name or company name	S Cowley, R Ingham and J Angelo
Contract type name	GDS Contract
Purpose of contract	General
Contract start date	03/11/2014
Contract end date	

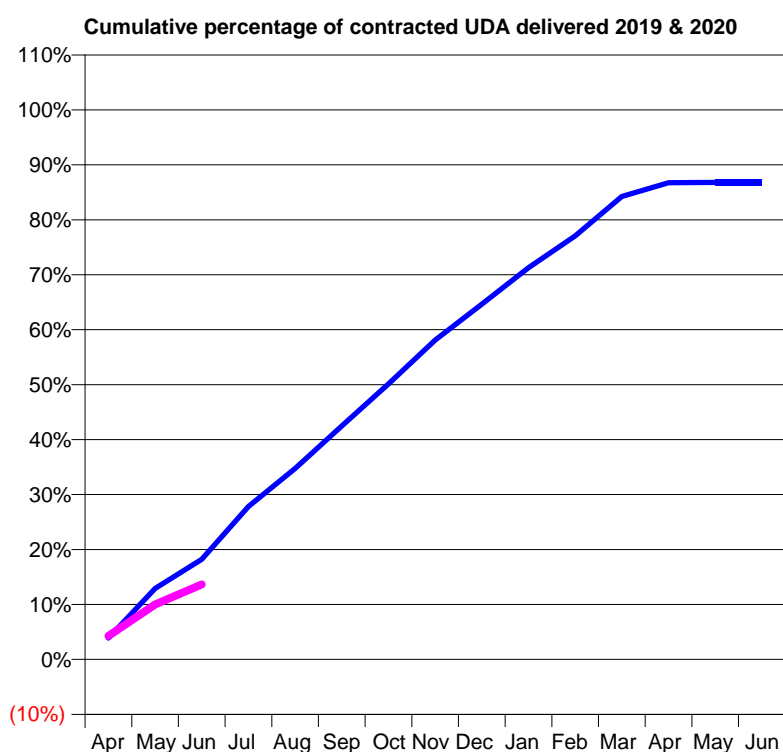
19/20 Contracted general activity (UDA)	19,081
Carry forward general activity (UDA)	0
19/20 Contracted orthodontic activity (UOA)	0
Carry forward orthodontic activity (UOA)	0
Baseline contract value	£460,818.74

ACCESS*

Patients seen in 24 months	Total	Change since previous quarter
Quarter ending June 2018	6,984	
Quarter ending September 2018	6,968	→
Quarter ending December 2018	7,030	→
Quarter ending March 2019	6,864	↓
Quarter ending June 2019	6,830	→
Variance since June 2018	(2.2%)	↓



ACTIVITY



Month	2019	2020
April	743	817
May	2,464	1,908
June	3,474	2,606
July	5,310	
August	6,634	
September	8,104	
October	9,564	
November	11,089	
December	12,332	
January	13,601	
February	14,707	
March	16,074	
April	16,550	
May	16,559	
June	16,559	

QUALITY

	Quantity	Base Number	Contract	AT	Region	England
% of FP17s for the same patient ID Re-attending within 3 months - Children	46	687	6.7%	8.4%	10.6%	11.4%
% of FP17s for the same patient ID Re-attending within 3 months - Adults	173	1,216	14.2%	12.9%	15.2%	15.4%
% of FP17s for the same patient ID Re-attending between 3 & 9 months - Children	432	687	62.9%	63.6%	62.3%	59.8%
% of FP17s for the same patient ID Re-attending between 3 & 9 months - Adults	629	1,216	51.7%	53.6%	53.3%	52.1%
% of FP17s for Band 1 Urgent Courses	168	1,613	10.4%	8.4%	9.7%	9.2%
% of FP17s Relating to Free Repair or Replacements	15	1,613	0.9%	0.6%	0.6%	0.7%
% of FP17s Relating to Continuations	5	1,613	0.3%	0.7%	0.8%	0.8%
% of Patients satisfied with the dentistry they have received	6	7	N/A	94.5%	93.4%	93.4%
% of Patients satisfied with the time they had to wait for an appointment	4	7	N/A	86.6%	86.8%	87.6%

* This is based on patients treated on this contract for their most recent course of treatment. Figures in italics indicate the base number of FP17s or Patient Questionnaire responses are less than 100. N/A is shown where the base number of responses is less than 10 during the period. % is calculated as Quantity/Base number*100

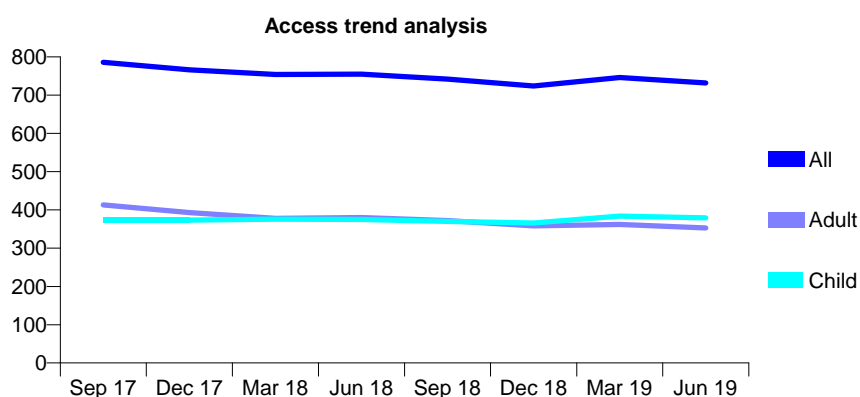
Q64 - Vital Signs At a Glance Contract Report for 160431/0001 - June 2019

Name or company name	Urchfont Dental Care
Contract type name	GDS Contract
Purpose of contract	General
Contract start date	17/02/2014
Contract end date	

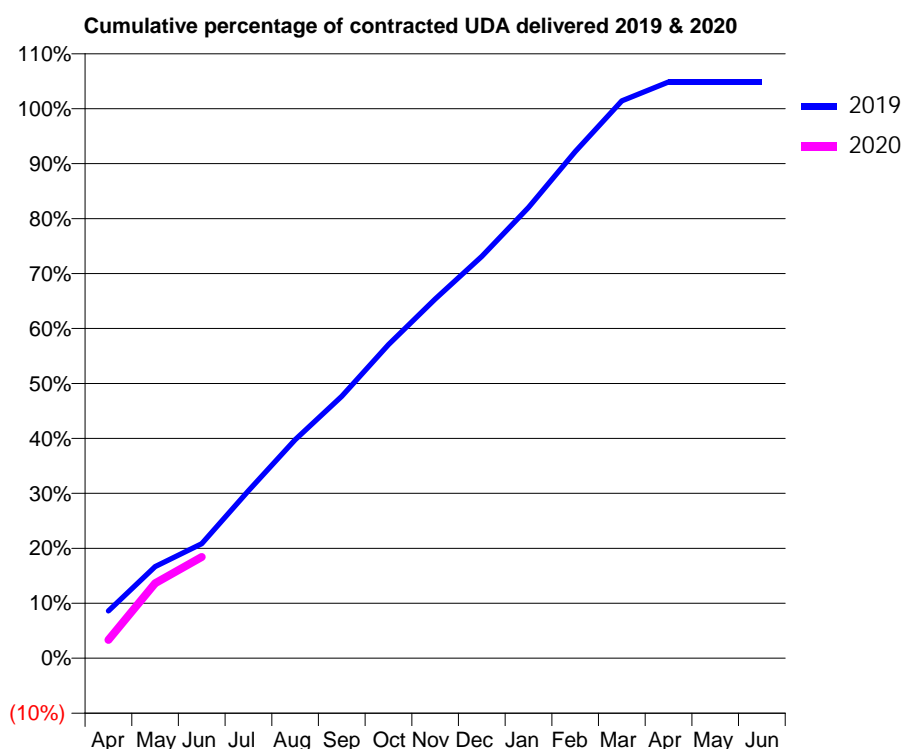
19/20 Contracted general activity (UDA)	2,000
Carry forward general activity (UDA)	0
19/20 Contracted orthodontic activity (UOA)	0
Carry forward orthodontic activity (UOA)	0
Baseline contract value	£47,306.15

ACCESS*

Patients seen in 24 months	Total	Change since previous quarter
Quarter ending June 2018	755	
Quarter ending September 2018	742	↓
Quarter ending December 2018	724	↓
Quarter ending March 2019	746	↑
Quarter ending June 2019	732	↓
Variance since June 2018	(3.0%)	↓



ACTIVITY



Month	2019	2020
April	172	67
May	334	273
June	417	369
July	610	
August	795	
September	953	
October	1,141	
November	1,307	
December	1,462	
January	1,641	
February	1,844	
March	2,029	
April	2,097	
May	2,097	
June	2,097	

QUALITY

	Quantity	Base Number	Contract	AT	Region	England
% of FP17s for the same patient ID Re-attending within 3 months - Children	7	121	5.8%	8.4%	10.6%	11.4%
% of FP17s for the same patient ID Re-attending within 3 months - Adults	26	104	25.0%	12.9%	15.2%	15.4%
% of FP17s for the same patient ID Re-attending between 3 & 9 months - Children	91	121	75.2%	63.6%	62.3%	59.8%
% of FP17s for the same patient ID Re-attending between 3 & 9 months - Adults	59	104	56.7%	53.6%	53.3%	52.1%
% of FP17s for Band 1 Urgent Courses	14	195	7.2%	8.4%	9.7%	9.2%
% of FP17s Relating to Free Repair or Replacements	1	195	0.5%	0.6%	0.6%	0.7%
% of FP17s Relating to Continuations	1	195	0.5%	0.7%	0.8%	0.8%
% of Patients satisfied with the dentistry they have received	0	0	N/A	94.5%	93.4%	93.4%
% of Patients satisfied with the time they had to wait for an appointment	0	0	N/A	86.6%	86.8%	87.6%

* This is based on patients treated on this contract for their most recent course of treatment.

Figures in italics indicate the base number of FP17s or Patient Questionnaire responses are less than 100. N/A is shown where the base number of responses is less than 10 during the period. % is calculated as Quantity/Base number*100

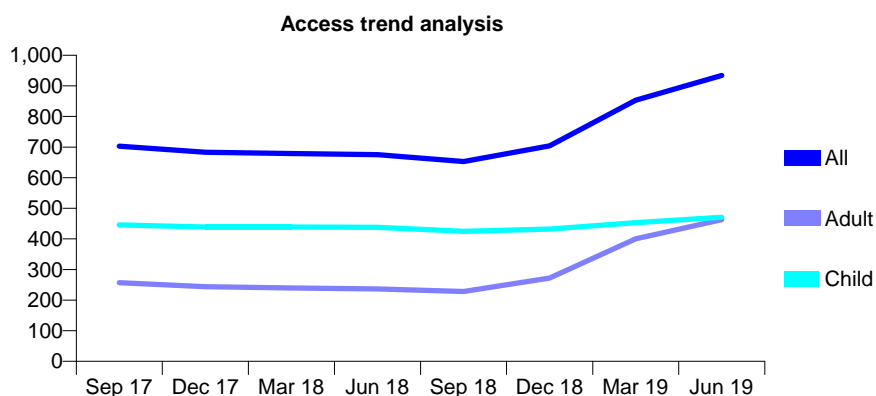
Q64 - Vital Signs At a Glance Contract Report for 162264/0001 - June 2019

Name or company name	Sarum Dental Centre
Contract type name	GDS Contract
Purpose of contract	General
Contract start date	01/07/2015
Contract end date	

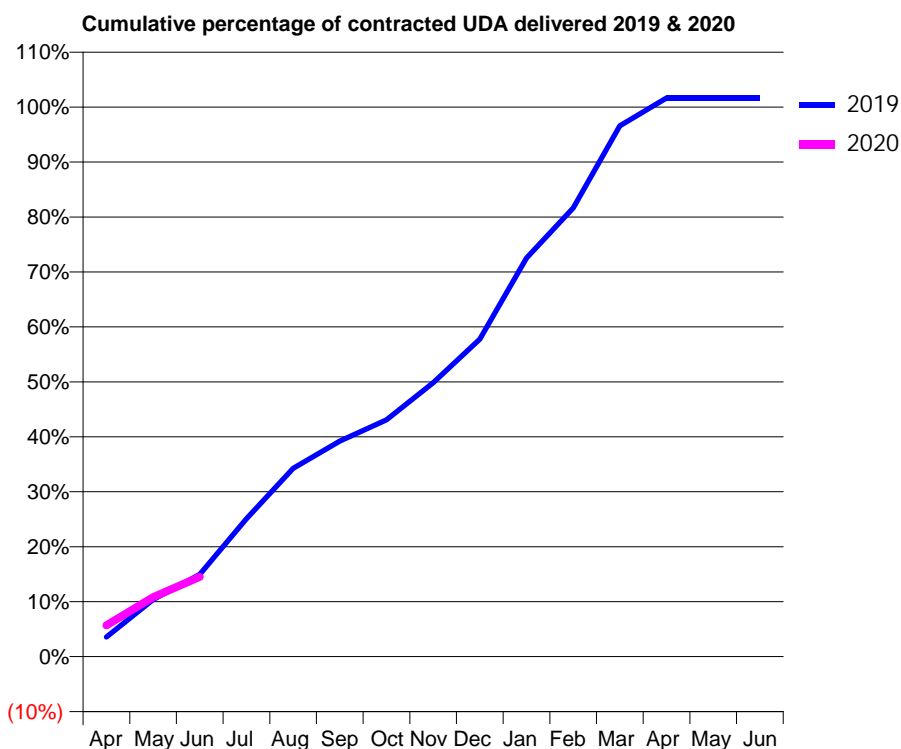
19/20 Contracted general activity (UDA)	1,699
Carry forward general activity (UDA)	0
19/20 Contracted orthodontic activity (UOA)	0
Carry forward orthodontic activity (UOA)	0
Baseline contract value	£47,093.31

ACCESS*

Patients seen in 24 months	Total	Change since previous quarter
Quarter ending June 2018	675	
Quarter ending September 2018	653	↓
Quarter ending December 2018	704	↑
Quarter ending March 2019	853	↑
Quarter ending June 2019	934	↑
Variance since June 2018	38.4%	↑



ACTIVITY



Month	Adjusted Scheduled Activity (UDA)	
	2019	2020
April	61	97
May	177	184
June	254	247
July	427	
August	582	
September	666	
October	732	
November	847	
December	982	
January	1,232	
February	1,387	
March	1,641	
April	1,727	
May	1,727	
June	1,727	

QUALITY

	Quantity	Base Number	Contract	AT	Region	England
% of FP17s for the same patient ID Re-attending within 3 months - Children	18	170	10.6%	8.4%	10.6%	11.4%
% of FP17s for the same patient ID Re-attending within 3 months - Adults	21	172	12.2%	12.9%	15.2%	15.4%
% of FP17s for the same patient ID Re-attending between 3 & 9 months - Children	96	170	56.5%	63.6%	62.3%	59.8%
% of FP17s for the same patient ID Re-attending between 3 & 9 months - Adults	52	172	30.2%	53.6%	53.3%	52.1%
% of FP17s for Band 1 Urgent Courses	13	127	10.2%	8.4%	9.7%	9.2%
% of FP17s Relating to Free Repair or Replacements	0	127	0.0%	0.6%	0.6%	0.7%
% of FP17s Relating to Continuations	0	127	0.0%	0.7%	0.8%	0.8%
% of Patients satisfied with the dentistry they have received	0	0	N/A	94.5%	93.4%	93.4%
% of Patients satisfied with the time they had to wait for an appointment	0	0	N/A	86.6%	86.8%	87.6%

* This is based on patients treated on this contract for their most recent course of treatment. Figures in italics indicate the base number of FP17s or Patient Questionnaire responses are less than 100. N/A is shown where the base number of responses is less than 10 during the period. % is calculated as Quantity/Base number*100

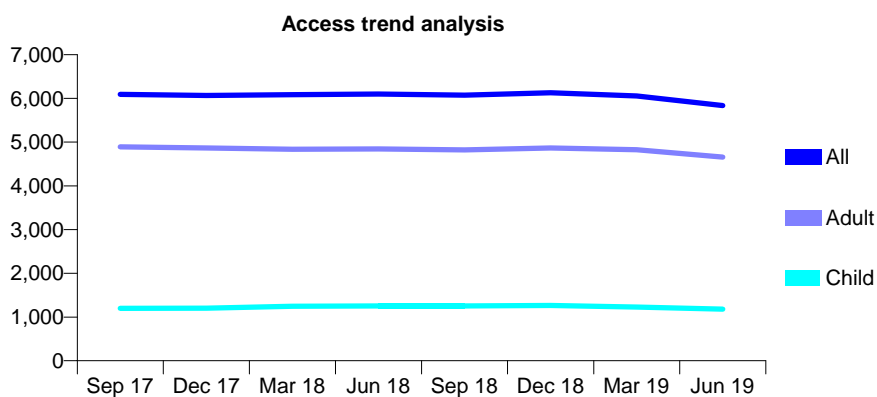
Q64 - Vital Signs At a Glance Contract Report for 165425/0001 - June 2019

Name or company name	Messenger Dental Practice
Contract type name	GDS Contract
Purpose of contract	General
Contract start date	01/12/2010
Contract end date	

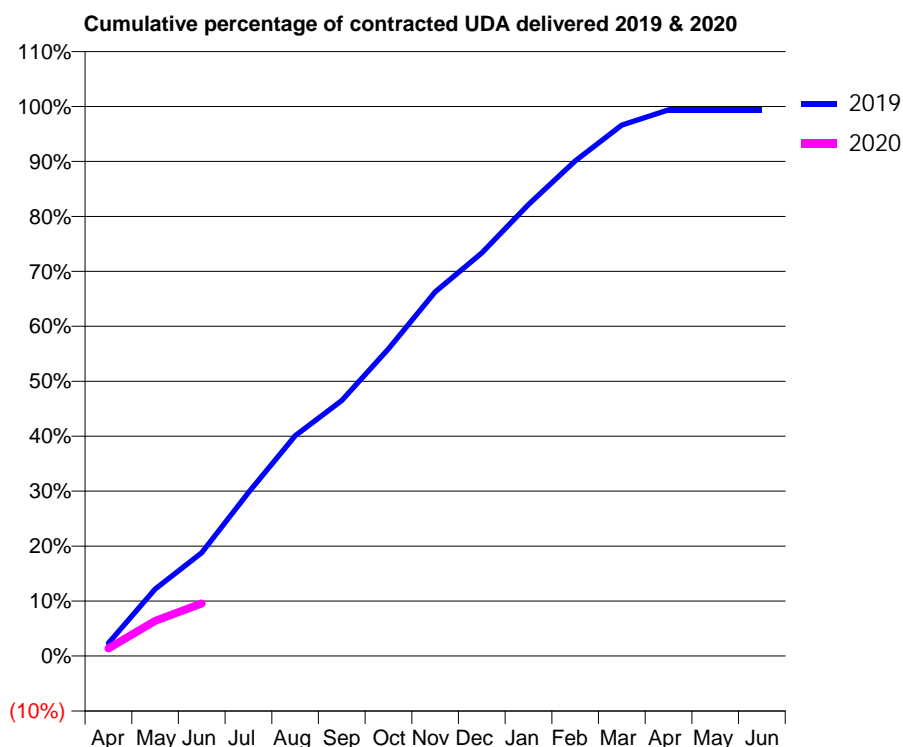
19/20 Contracted general activity (UDA)	16,034
Carry forward general activity (UDA)	0
19/20 Contracted orthodontic activity (UOA)	0
Carry forward orthodontic activity (UOA)	0
Baseline contract value	£457,357.25

ACCESS*

Patients seen in 24 months	Total	Change since previous quarter
Quarter ending June 2018	6,098	
Quarter ending September 2018	6,075	→
Quarter ending December 2018	6,129	→
Quarter ending March 2019	6,056	↓
Quarter ending June 2019	5,835	↓
Variance since June 2018	(4.3%)	↓



ACTIVITY



Month	Adjusted Scheduled Activity (UDA)	
	2019	2020
April	375	224
May	1,957	1,025
June	3,013	1,533
July	4,773	
August	6,431	
September	7,458	
October	8,963	
November	10,626	
December	11,761	
January	13,174	
February	14,447	
March	15,493	
April	15,936	
May	15,936	
June	15,937	

QUALITY

	Quantity	Base Number	Contract	AT	Region	England
% of FP17s for the same patient ID Re-attending within 3 months - Children	18	238	7.6%	8.4%	10.6%	11.4%
% of FP17s for the same patient ID Re-attending within 3 months - Adults	119	815	14.6%	12.9%	15.2%	15.4%
% of FP17s for the same patient ID Re-attending between 3 & 9 months - Children	175	238	73.5%	63.6%	62.3%	59.8%
% of FP17s for the same patient ID Re-attending between 3 & 9 months - Adults	375	815	46.0%	53.6%	53.3%	52.1%
% of FP17s for Band 1 Urgent Courses	131	876	15.0%	8.4%	9.7%	9.2%
% of FP17s Relating to Free Repair or Replacements	11	876	1.3%	0.6%	0.6%	0.7%
% of FP17s Relating to Continuations	1	876	0.1%	0.7%	0.8%	0.8%
% of Patients satisfied with the dentistry they have received	10	10	100.0%	94.5%	93.4%	93.4%
% of Patients satisfied with the time they had to wait for an appointment	9	10	90.0%	86.6%	86.8%	87.6%

* This is based on patients treated on this contract for their most recent course of treatment. Figures in italics indicate the base number of FP17s or Patient Questionnaire responses are less than 100. N/A is shown where the base number of responses is less than 10 during the period. % is calculated as Quantity/Base number*100

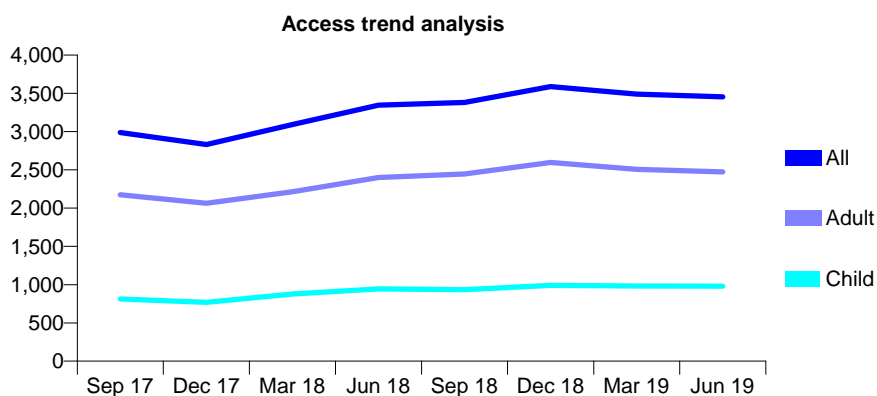
Q64 - Vital Signs At a Glance Contract Report for 167061/0001 - June 2019

Name or company name	Dentalcare Limited
Contract type name	GDS Contract
Purpose of contract	General
Contract start date	01/08/2009
Contract end date	

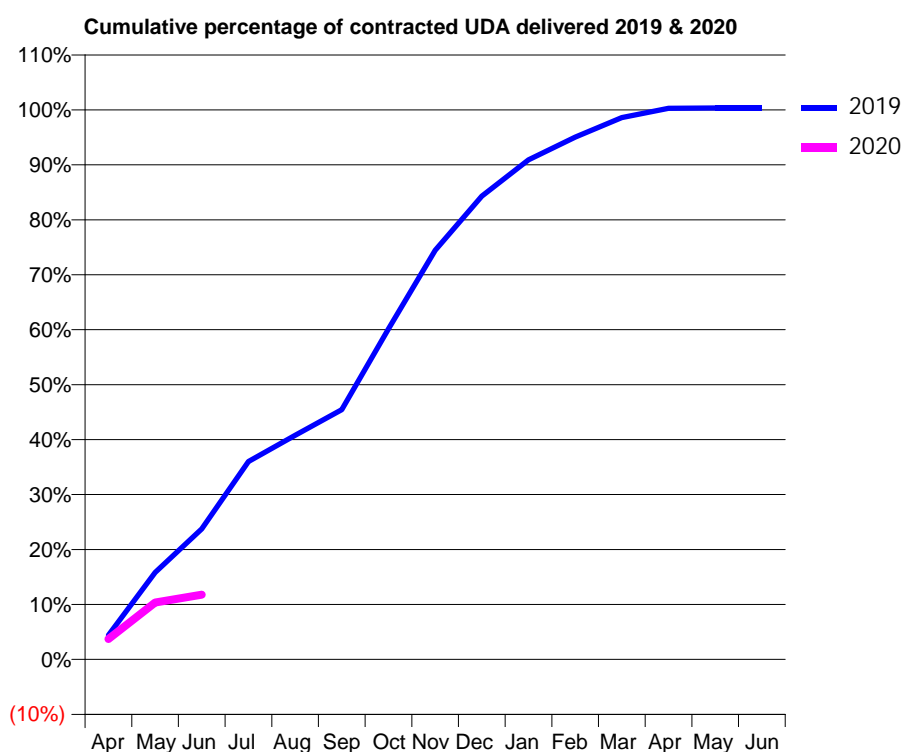
19/20 Contracted general activity (UDA)	9,000
Carry forward general activity (UDA)	0
19/20 Contracted orthodontic activity (UOA)	0
Carry forward orthodontic activity (UOA)	0
Baseline contract value	£240,183.22

ACCESS*

Patients seen in 24 months	Total	Change since previous quarter
Quarter ending June 2018	3,345	
Quarter ending September 2018	3,380	→
Quarter ending December 2018	3,587	↑
Quarter ending March 2019	3,490	↓
Quarter ending June 2019	3,454	↓
Variance since June 2018	3.3%	↑



ACTIVITY



Month	2019	2020
April	399	335
May	1,425	932
June	2,137	1,059
July	3,242	
August	3,671	
September	4,091	
October	5,413	
November	6,699	
December	7,585	
January	8,181	
February	8,555	
March	8,872	
April	9,025	
May	9,029	
June	9,029	

QUALITY

	Quantity	Base Number	Contract	AT	Region	England
% of FP17s for the same patient ID Re-attending within 3 months - Children	6	228	2.6%	8.4%	10.6%	11.4%
% of FP17s for the same patient ID Re-attending within 3 months - Adults	37	467	7.9%	12.9%	15.2%	15.4%
% of FP17s for the same patient ID Re-attending between 3 & 9 months - Children	160	228	70.2%	63.6%	62.3%	59.8%
% of FP17s for the same patient ID Re-attending between 3 & 9 months - Adults	314	467	67.2%	53.6%	53.3%	52.1%
% of FP17s for Band 1 Urgent Courses	47	612	7.7%	8.4%	9.7%	9.2%
% of FP17s Relating to Free Repair or Replacements	9	612	1.5%	0.6%	0.6%	0.7%
% of FP17s Relating to Continuations	0	612	0.0%	0.7%	0.8%	0.8%
% of Patients satisfied with the dentistry they have received	2	2	N/A	94.5%	93.4%	93.4%
% of Patients satisfied with the time they had to wait for an appointment	2	2	N/A	86.6%	86.8%	87.6%

* This is based on patients treated on this contract for their most recent course of treatment. Figures in italics indicate the base number of FP17s or Patient Questionnaire responses are less than 100. N/A is shown where the base number of responses is less than 10 during the period. % is calculated as Quantity/Base number*100

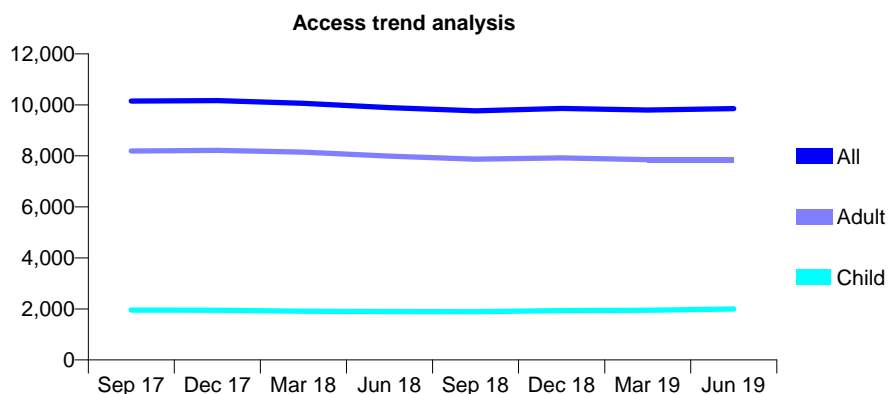
Q64 - Vital Signs At a Glance Contract Report for 168092/0001 - June 2019

Name or company name	Archway Dental Limited
Contract type name	GDS Contract
Purpose of contract	General
Contract start date	02/08/2010
Contract end date	

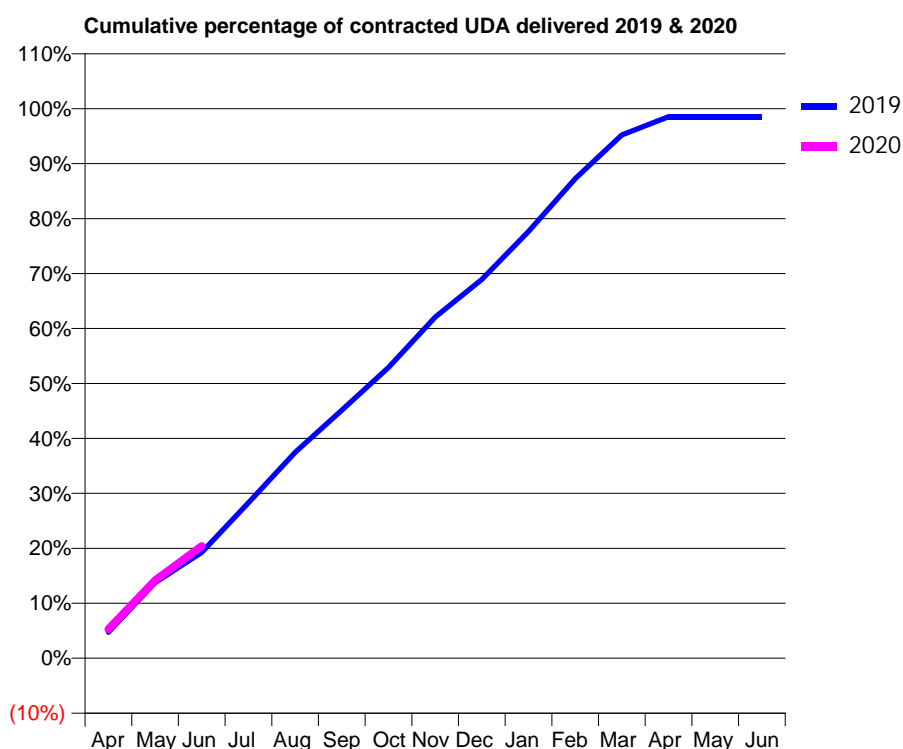
19/20 Contracted general activity (UDA)	24,200
Carry forward general activity (UDA)	0
19/20 Contracted orthodontic activity (UOA)	0
Carry forward orthodontic activity (UOA)	0
Baseline contract value	£559,125.34

ACCESS*

Patients seen in 24 months	Total	Change since previous quarter
Quarter ending June 2018	9,889	
Quarter ending September 2018	9,766	↓
Quarter ending December 2018	9,859	→
Quarter ending March 2019	9,798	→
Quarter ending June 2019	9,852	→
Variance since June 2018	(0.4%)	→



ACTIVITY



Month	2019	2020
April	1,171	1,282
May	3,395	3,425
June	4,743	4,936
July	6,970	
August	9,233	
September	11,116	
October	13,031	
November	15,295	
December	16,982	
January	19,133	
February	21,496	
March	23,456	
April	24,276	
May	24,275	
June	24,275	

QUALITY

	Quantity	Base Number	Contract	AT	Region	England
% of FP17s for the same patient ID Re-attending within 3 months - Children	46	842	5.5%	8.4%	10.6%	11.4%
% of FP17s for the same patient ID Re-attending within 3 months - Adults	369	2,952	12.5%	12.9%	15.2%	15.4%
% of FP17s for the same patient ID Re-attending between 3 & 9 months - Children	639	842	75.9%	63.6%	62.3%	59.8%
% of FP17s for the same patient ID Re-attending between 3 & 9 months - Adults	1,887	2,952	63.9%	53.6%	53.3%	52.1%
% of FP17s for Band 1 Urgent Courses	241	3,239	7.4%	8.4%	9.7%	9.2%
% of FP17s Relating to Free Repair or Replacements	39	3,239	1.2%	0.6%	0.6%	0.7%
% of FP17s Relating to Continuations	27	3,239	0.8%	0.7%	0.8%	0.8%
% of Patients satisfied with the dentistry they have received	10	12	83.3%	94.5%	93.4%	93.4%
% of Patients satisfied with the time they had to wait for an appointment	10	12	83.3%	86.6%	86.8%	87.6%

* This is based on patients treated on this contract for their most recent course of treatment.

Figures in italics indicate the base number of FP17s or Patient Questionnaire responses are less than 100. N/A is shown where the base number of responses is less than 10 during the period. % is calculated as Quantity/Base number*100

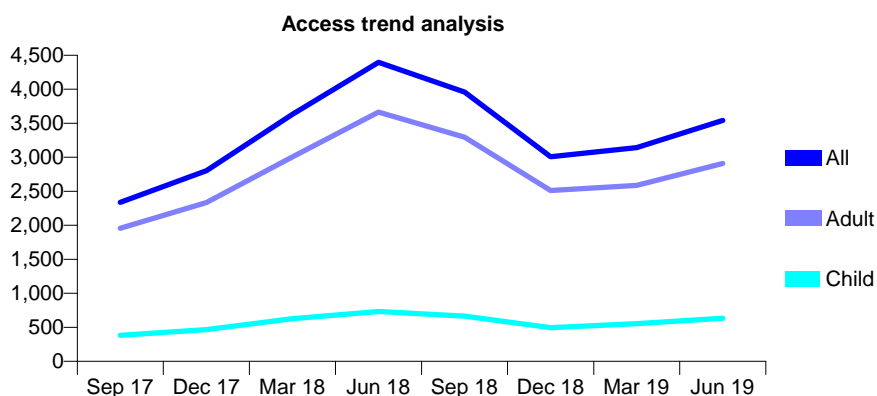
Q64 - Vital Signs At a Glance Contract Report for 168874/0001 - June 2019

Name or company name	Mr Jiten Doshi
Contract type name	GDS Contract
Purpose of contract	General
Contract start date	01/05/2013
Contract end date	

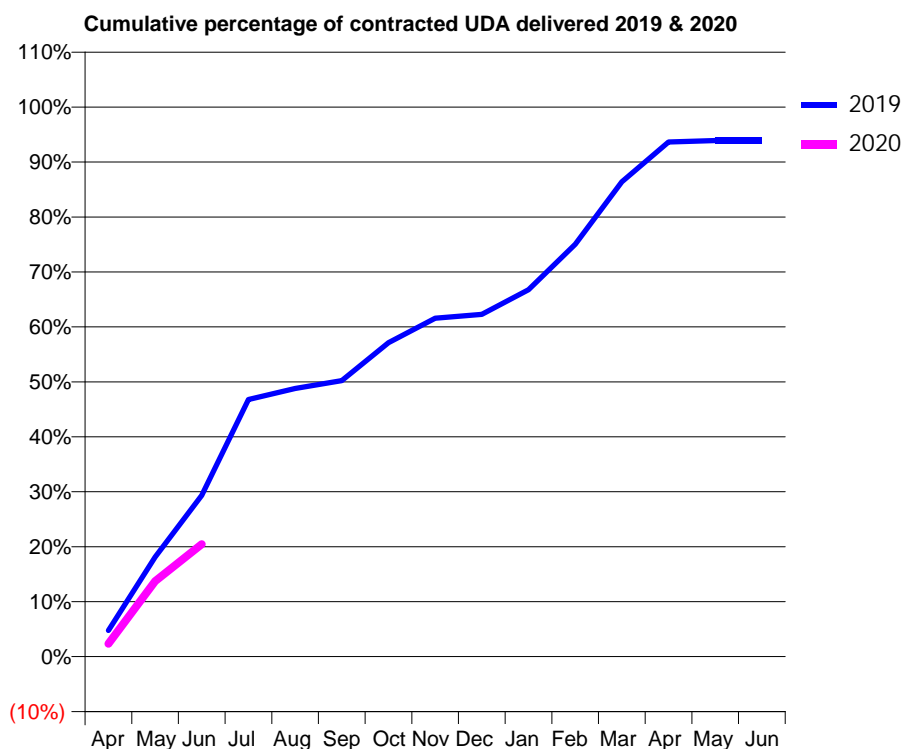
19/20 Contracted general activity (UDA)	8,940
Carry forward general activity (UDA)	0
19/20 Contracted orthodontic activity (UOA)	0
Carry forward orthodontic activity (UOA)	0
Baseline contract value	£193,054.11

ACCESS*

Patients seen in 24 months	Total	Change since previous quarter
Quarter ending June 2018	4,397	
Quarter ending September 2018	3,959	↓
Quarter ending December 2018	3,009	↓
Quarter ending March 2019	3,142	↑
Quarter ending June 2019	3,543	↑
Variance since June 2018	(19.4%)	↓



ACTIVITY



Month	Adjusted Scheduled Activity (UDA)	
	2019	2020
April	427	210
May	1,623	1,229
June	2,623	1,831
July	4,182	
August	4,361	
September	4,490	
October	5,109	
November	5,504	
December	5,568	
January	5,969	
February	6,709	
March	7,722	
April	8,371	
May	8,395	
June	8,395	

QUALITY

	Quantity	Base Number	Contract	AT	Region	England
% of FP17s for the same patient ID Re-attending within 3 months - Children	11	253	4.3%	8.4%	10.6%	11.4%
% of FP17s for the same patient ID Re-attending within 3 months - Adults	100	1,148	8.7%	12.9%	15.2%	15.4%
% of FP17s for the same patient ID Re-attending between 3 & 9 months - Children	53	253	20.9%	63.6%	62.3%	59.8%
% of FP17s for the same patient ID Re-attending between 3 & 9 months - Adults	189	1,148	16.5%	53.6%	53.3%	52.1%
% of FP17s for Band 1 Urgent Courses	129	1,025	12.6%	8.4%	9.7%	9.2%
% of FP17s Relating to Free Repair or Replacements	3	1,025	0.3%	0.6%	0.6%	0.7%
% of FP17s Relating to Continuations	0	1,025	0.0%	0.7%	0.8%	0.8%
% of Patients satisfied with the dentistry they have received	3	3	N/A	94.5%	93.4%	93.4%
% of Patients satisfied with the time they had to wait for an appointment	1	3	N/A	86.6%	86.8%	87.6%

* This is based on patients treated on this contract for their most recent course of treatment. Figures in italics indicate the base number of FP17s or Patient Questionnaire responses are less than 100. N/A is shown where the base number of responses is less than 10 during the period. % is calculated as Quantity/Base number*100

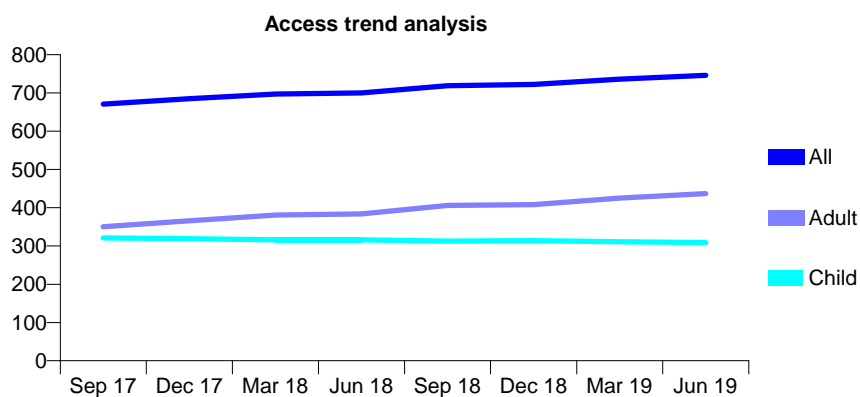
Q64 - Vital Signs At a Glance Contract Report for 16882/0001 - June 2019

Name or company name	Mr N Parson & Mr A Godara
Contract type name	GDS Contract
Purpose of contract	General
Contract start date	01/08/2012
Contract end date	

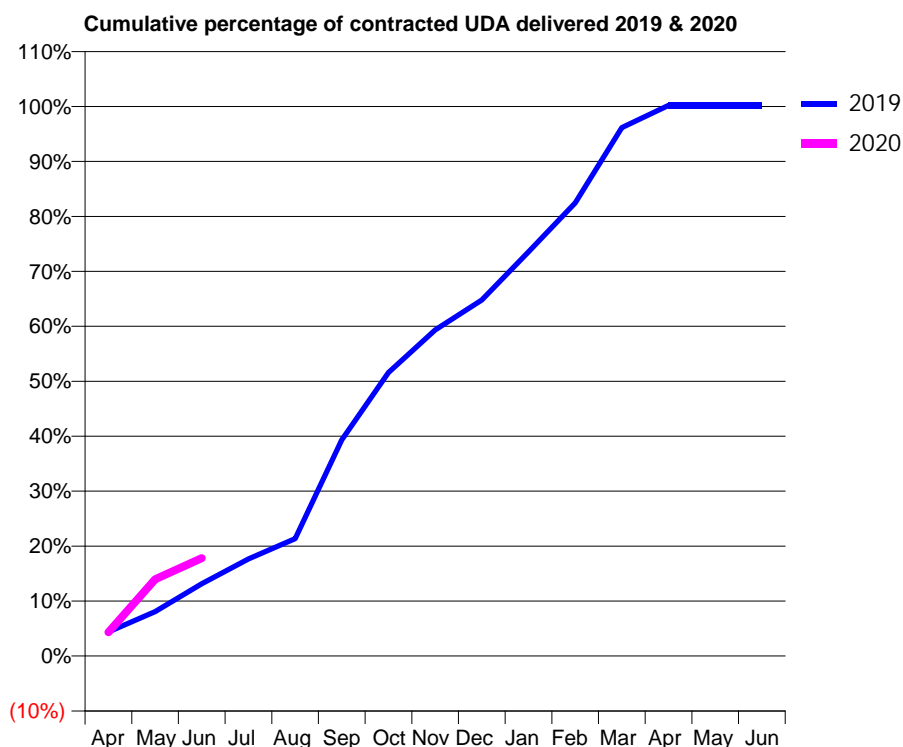
19/20 Contracted general activity (UDA)	2,100
Carry forward general activity (UDA)	0
19/20 Contracted orthodontic activity (UOA)	0
Carry forward orthodontic activity (UOA)	0
Baseline contract value	£54,011.21

ACCESS*

Patients seen in 24 months	Total	Change since previous quarter
Quarter ending June 2018	700	
Quarter ending September 2018	719	↑
Quarter ending December 2018	722	→
Quarter ending March 2019	736	→
Quarter ending June 2019	746	→
Variance since June 2018	6.6%	↑



ACTIVITY



Month	Adjusted Scheduled Activity (UDA)	
	2019	2020
April	92	91
May	170	293
June	277	374
July	371	
August	449	
September	826	
October	1,084	
November	1,246	
December	1,360	
January	1,544	
February	1,732	
March	2,019	
April	2,104	
May	2,104	
June	2,104	

QUALITY

	Quantity	Base Number	Contract	AT	Region	England
% of FP17s for the same patient ID Re-attending within 3 months - Children	6	102	5.9%	8.4%	10.6%	11.4%
% of FP17s for the same patient ID Re-attending within 3 months - Adults	19	119	16.0%	12.9%	15.2%	15.4%
% of FP17s for the same patient ID Re-attending between 3 & 9 months - Children	77	102	75.5%	63.6%	62.3%	59.8%
% of FP17s for the same patient ID Re-attending between 3 & 9 months - Adults	62	119	52.1%	53.6%	53.3%	52.1%
% of FP17s for Band 1 Urgent Courses	7	178	3.9%	8.4%	9.7%	9.2%
% of FP17s Relating to Free Repair or Replacements	2	178	1.1%	0.6%	0.6%	0.7%
% of FP17s Relating to Continuations	0	178	0.0%	0.7%	0.8%	0.8%
% of Patients satisfied with the dentistry they have received	0	0	N/A	94.5%	93.4%	93.4%
% of Patients satisfied with the time they had to wait for an appointment	0	0	N/A	86.6%	86.8%	87.6%

* This is based on patients treated on this contract for their most recent course of treatment. Figures in italics indicate the base number of FP17s or Patient Questionnaire responses are less than 100. N/A is shown where the base number of responses is less than 10 during the period. % is calculated as Quantity/Base number*100

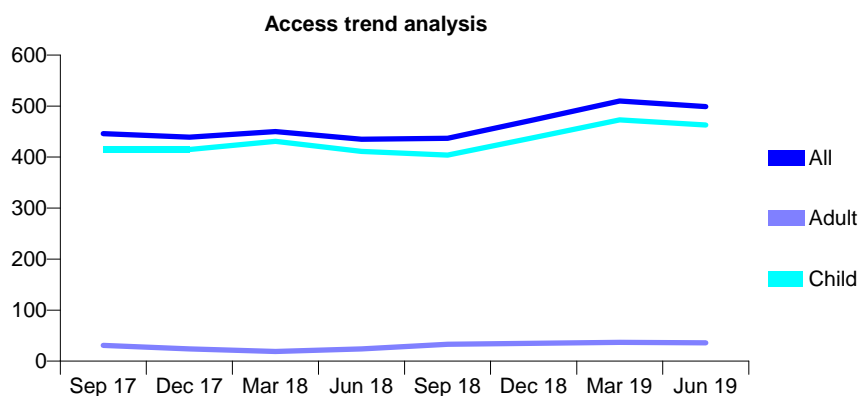
Q64 - Vital Signs At a Glance Contract Report for 168920/0001 - June 2019

Name or company name	Katherine Price
Contract type name	GDS Contract
Purpose of contract	General
Contract start date	01/03/2013
Contract end date	

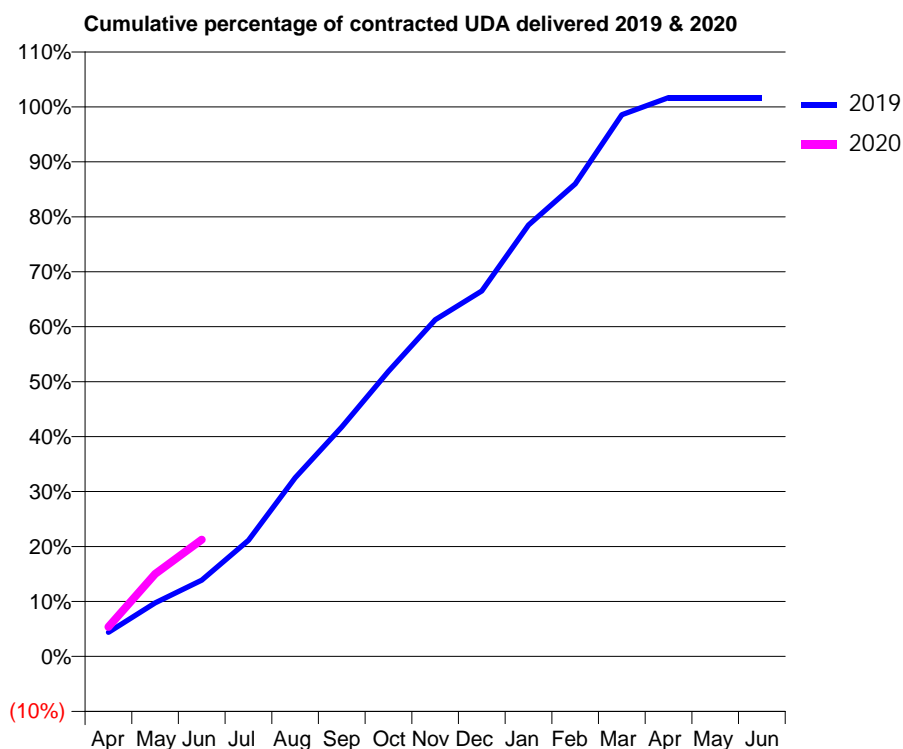
19/20 Contracted general activity (UDA)	800
Carry forward general activity (UDA)	0
19/20 Contracted orthodontic activity (UOA)	0
Carry forward orthodontic activity (UOA)	0
Baseline contract value	£17,428.59

ACCESS*

Patients seen in 24 months	Total	Change since previous quarter
Quarter ending June 2018	435	
Quarter ending September 2018	437	→
Quarter ending December 2018	473	↑
Quarter ending March 2019	510	↑
Quarter ending June 2019	499	↓
Variance since June 2018	14.7%	↑



ACTIVITY



Month	Adjusted Scheduled Activity (UDA)	
	2019	2020
April	35	43
May	78	120
June	111	170
July	169	
August	260	
September	334	
October	415	
November	490	
December	532	
January	628	
February	688	
March	788	
April	813	
May	813	
June	813	

QUALITY

	Quantity	Base Number	Contract	AT	Region	England
% of FP17s for the same patient ID Re-attending within 3 months - Children	12	160	7.5%	8.4%	10.6%	11.4%
% of FP17s for the same patient ID Re-attending within 3 months - Adults	0	1	0.0%	12.9%	15.2%	15.4%
% of FP17s for the same patient ID Re-attending between 3 & 9 months - Children	93	160	58.1%	63.6%	62.3%	59.8%
% of FP17s for the same patient ID Re-attending between 3 & 9 months - Adults	1	1	100.0%	53.6%	53.3%	52.1%
% of FP17s for Band 1 Urgent Courses	0	140	0.0%	8.4%	9.7%	9.2%
% of FP17s Relating to Free Repair or Replacements	0	140	0.0%	0.6%	0.6%	0.7%
% of FP17s Relating to Continuations	0	140	0.0%	0.7%	0.8%	0.8%
% of Patients satisfied with the dentistry they have received	0	0	N/A	94.5%	93.4%	93.4%
% of Patients satisfied with the time they had to wait for an appointment	0	0	N/A	86.6%	86.8%	87.6%

* This is based on patients treated on this contract for their most recent course of treatment. Figures in italics indicate the base number of FP17s or Patient Questionnaire responses are less than 100. N/A is shown where the base number of responses is less than 10 during the period. % is calculated as Quantity/Base number*100

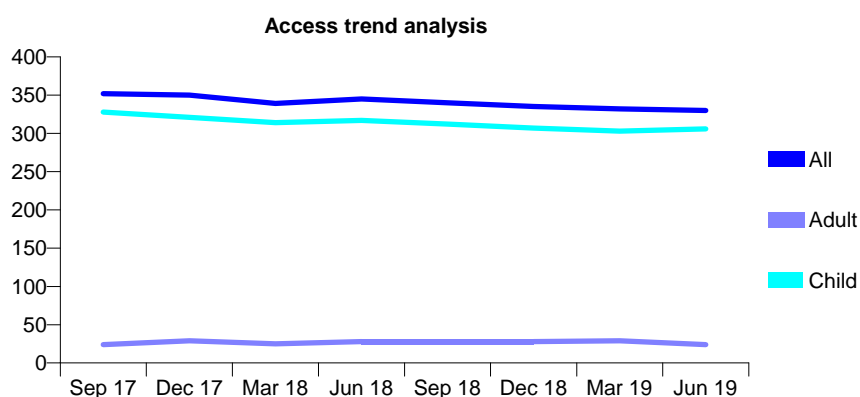
Q64 - Vital Signs At a Glance Contract Report for 171522/0001 - June 2019

Name or company name	Lechlade Dental Practice
Contract type name	GDS Contract
Purpose of contract	General
Contract start date	01/04/2014
Contract end date	

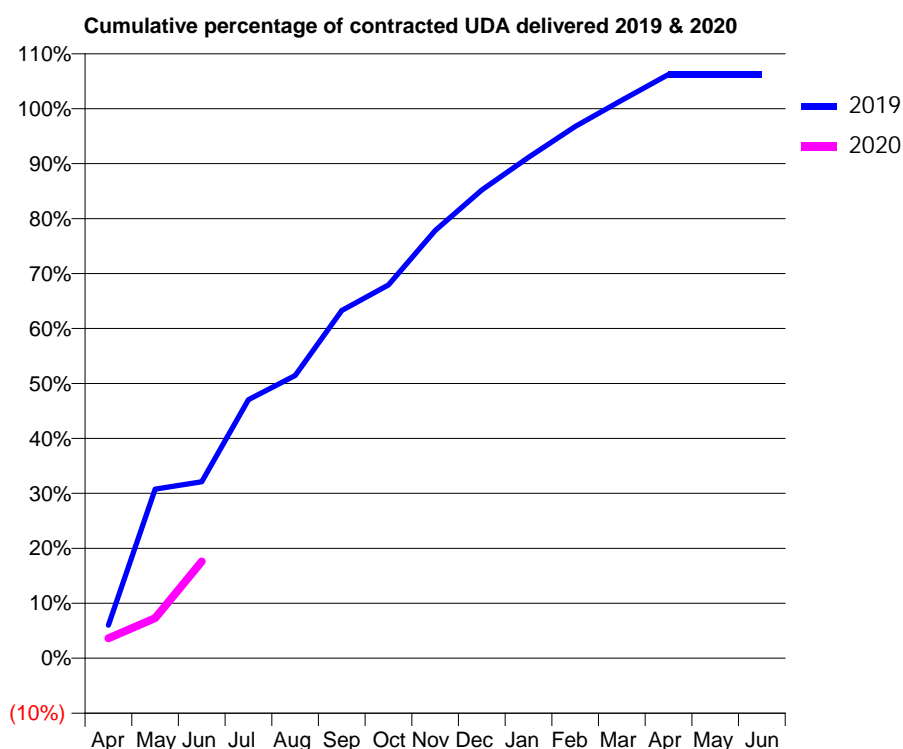
19/20 Contracted general activity (UDA)	800
Carry forward general activity (UDA)	0
19/20 Contracted orthodontic activity (UOA)	0
Carry forward orthodontic activity (UOA)	0
Baseline contract value	£18,724.61

ACCESS*

Patients seen in 24 months	Total	Change since previous quarter
Quarter ending June 2018	345	
Quarter ending September 2018	340	↓
Quarter ending December 2018	335	↓
Quarter ending March 2019	332	→
Quarter ending June 2019	330	→
Variance since June 2018	(4.3%)	↓



ACTIVITY



Adjusted Scheduled Activity (UDA)		
Month	2019	2020
April	48	29
May	246	58
June	257	141
July	376	
August	412	
September	506	
October	543	
November	623	
December	682	
January	729	
February	774	
March	812	
April	850	
May	850	
June	850	

QUALITY

	Quantity	Base Number	Contract	AT	Region	England
% of FP17s for the same patient ID Re-attending within 3 months - Children	9	100	9.0%	8.4%	10.6%	11.4%
% of FP17s for the same patient ID Re-attending within 3 months - Adults	0	5	0.0%	12.9%	15.2%	15.4%
% of FP17s for the same patient ID Re-attending between 3 & 9 months - Children	61	100	61.0%	63.6%	62.3%	59.8%
% of FP17s for the same patient ID Re-attending between 3 & 9 months - Adults	2	5	40.0%	53.6%	53.3%	52.1%
% of FP17s for Band 1 Urgent Courses	4	74	5.4%	8.4%	9.7%	9.2%
% of FP17s Relating to Free Repair or Replacements	0	74	0.0%	0.6%	0.6%	0.7%
% of FP17s Relating to Continuations	0	74	0.0%	0.7%	0.8%	0.8%
% of Patients satisfied with the dentistry they have received	2	2	N/A	94.5%	93.4%	93.4%
% of Patients satisfied with the time they had to wait for an appointment	2	2	N/A	86.6%	86.8%	87.6%

* This is based on patients treated on this contract for their most recent course of treatment.

Figures in italics indicate the base number of FP17s or Patient Questionnaire responses are less than 100. N/A is shown where the base number of responses is less than 10 during the period. % is calculated as Quantity/Base number*100

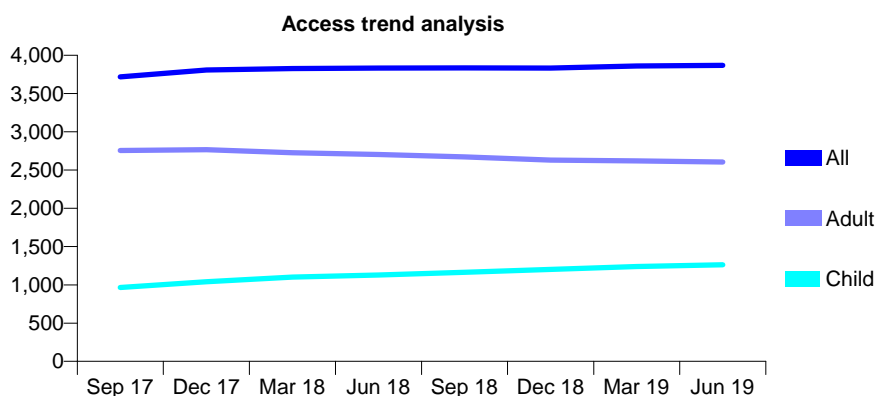
Q64 - Vital Signs At a Glance Contract Report for 172138/0001 - June 2019

Name or company name	Mr Georgios Mexias
Contract type name	GDS Contract
Purpose of contract	General
Contract start date	01/12/2013
Contract end date	

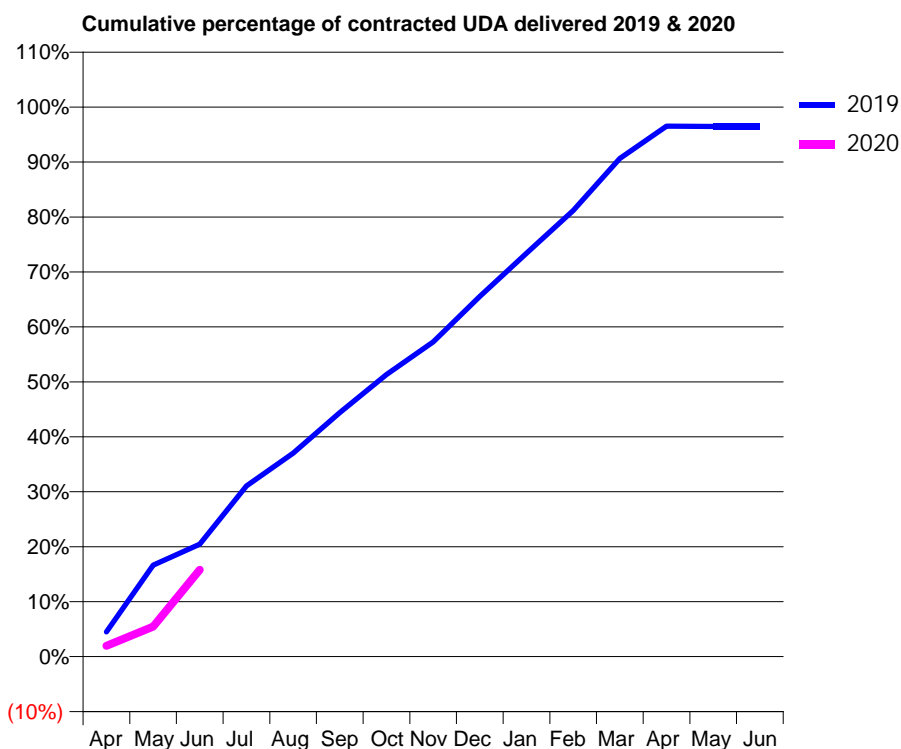
19/20 Contracted general activity (UDA)	10,143
Carry forward general activity (UDA)	0
19/20 Contracted orthodontic activity (UOA)	0
Carry forward orthodontic activity (UOA)	0
Baseline contract value	£219,842.11

ACCESS*

Patients seen in 24 months	Total	Change since previous quarter
Quarter ending June 2018	3,831	
Quarter ending September 2018	3,836	→
Quarter ending December 2018	3,833	→
Quarter ending March 2019	3,860	→
Quarter ending June 2019	3,868	→
Variance since June 2018	1.0%	→



ACTIVITY



Month	Adjusted Scheduled Activity (UDA)	
	2019	2020
April	478	199
May	1,764	556
June	2,170	1,603
July	3,295	
August	3,927	
September	4,709	
October	5,446	
November	6,073	
December	6,951	
January	7,785	
February	8,612	
March	9,616	
April	10,239	
May	10,233	
June	10,232	

QUALITY

	Quantity	Base Number	Contract	AT	Region	England
% of FP17s for the same patient ID Re-attending within 3 months - Children	41	463	8.9%	8.4%	10.6%	11.4%
% of FP17s for the same patient ID Re-attending within 3 months - Adults	119	928	12.8%	12.9%	15.2%	15.4%
% of FP17s for the same patient ID Re-attending between 3 & 9 months - Children	293	463	63.3%	63.6%	62.3%	59.8%
% of FP17s for the same patient ID Re-attending between 3 & 9 months - Adults	588	928	63.4%	53.6%	53.3%	52.1%
% of FP17s for Band 1 Urgent Courses	83	1,084	7.7%	8.4%	9.7%	9.2%
% of FP17s Relating to Free Repair or Replacements	3	1,084	0.3%	0.6%	0.6%	0.7%
% of FP17s Relating to Continuations	14	1,084	1.3%	0.7%	0.8%	0.8%
% of Patients satisfied with the dentistry they have received	6	6	N/A	94.5%	93.4%	93.4%
% of Patients satisfied with the time they had to wait for an appointment	6	6	N/A	86.6%	86.8%	87.6%

* This is based on patients treated on this contract for their most recent course of treatment. Figures in italics indicate the base number of FP17s or Patient Questionnaire responses are less than 100. N/A is shown where the base number of responses is less than 10 during the period. % is calculated as Quantity/Base number*100

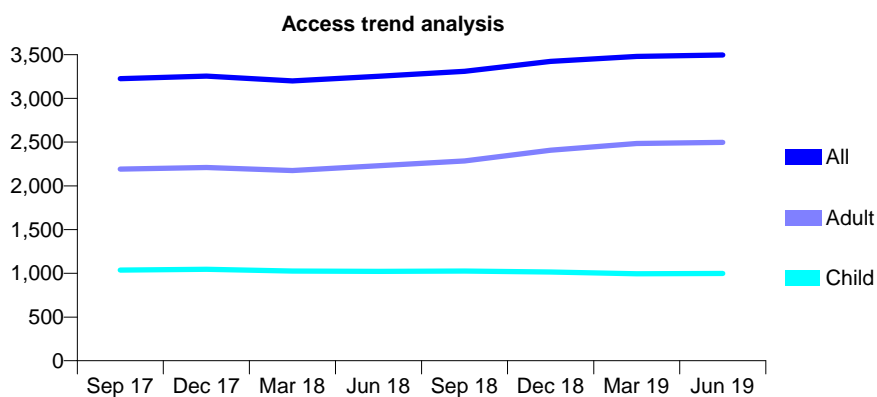
Q64 - Vital Signs At a Glance Contract Report for 173371/0001 - June 2019

Name or company name	The Parks Dental Practice
Contract type name	GDS Contract
Purpose of contract	General
Contract start date	21/03/2013
Contract end date	

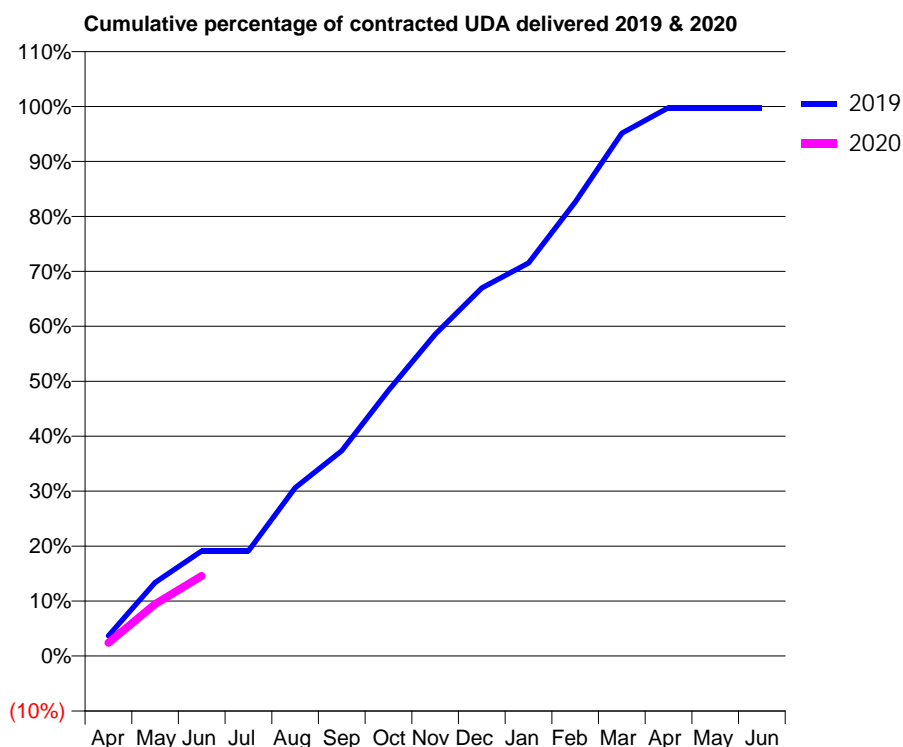
19/20 Contracted general activity (UDA)	7,000
Carry forward general activity (UDA)	0
19/20 Contracted orthodontic activity (UOA)	0
Carry forward orthodontic activity (UOA)	0
Baseline contract value	£174,842.19

ACCESS*

Patients seen in 24 months	Total	Change since previous quarter
Quarter ending June 2018	3,253	
Quarter ending September 2018	3,310	→
Quarter ending December 2018	3,423	↑
Quarter ending March 2019	3,479	→
Quarter ending June 2019	3,496	→
Variance since June 2018	7.5%	↑



ACTIVITY



Month	Adjusted Scheduled Activity (UDA)	
	2019	2020
April	274	169
May	990	662
June	1,417	1,021
July	1,417	
August	2,265	
September	2,765	
October	3,576	
November	4,333	
December	4,956	
January	5,291	
February	6,112	
March	7,040	
April	7,386	
May	7,384	
June	7,385	

QUALITY

	Quantity	Base Number	Contract	AT	Region	England
% of FP17s for the same patient ID Re-attending within 3 months - Children	11	285	3.9%	8.4%	10.6%	11.4%
% of FP17s for the same patient ID Re-attending within 3 months - Adults	59	556	10.6%	12.9%	15.2%	15.4%
% of FP17s for the same patient ID Re-attending between 3 & 9 months - Children	185	285	64.9%	63.6%	62.3%	59.8%
% of FP17s for the same patient ID Re-attending between 3 & 9 months - Adults	215	556	38.7%	53.6%	53.3%	52.1%
% of FP17s for Band 1 Urgent Courses	73	637	11.5%	8.4%	9.7%	9.2%
% of FP17s Relating to Free Repair or Replacements	4	637	0.6%	0.6%	0.6%	0.7%
% of FP17s Relating to Continuations	2	637	0.3%	0.7%	0.8%	0.8%
% of Patients satisfied with the dentistry they have received	1	1	N/A	94.5%	93.4%	93.4%
% of Patients satisfied with the time they had to wait for an appointment	1	1	N/A	86.6%	86.8%	87.6%

* This is based on patients treated on this contract for their most recent course of treatment. Figures in italics indicate the base number of FP17s or Patient Questionnaire responses are less than 100. N/A is shown where the base number of responses is less than 10 during the period. % is calculated as Quantity/Base number*100

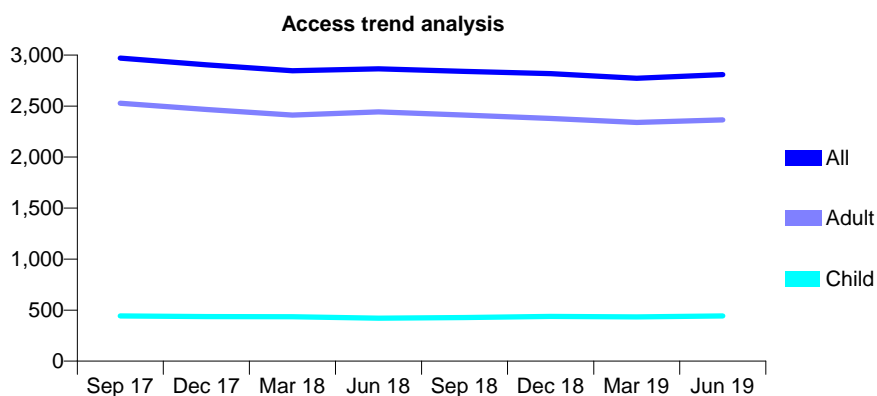
Q64 - Vital Signs At a Glance Contract Report for 178152/0001 - June 2019

Name or company name	PW & SM Phillips
Contract type name	GDS Contract
Purpose of contract	General
Contract start date	01/07/2015
Contract end date	

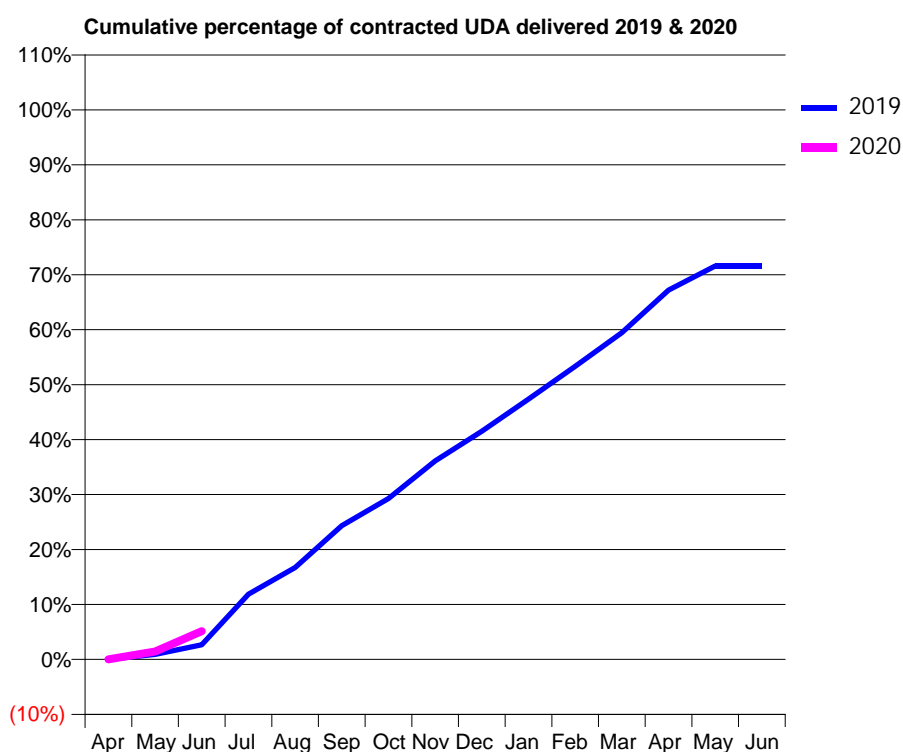
19/20 Contracted general activity (UDA)	9,000
Carry forward general activity (UDA)	0
19/20 Contracted orthodontic activity (UOA)	0
Carry forward orthodontic activity (UOA)	0
Baseline contract value	£218,668.65

ACCESS*

Patients seen in 24 months	Total	Change since previous quarter
Quarter ending June 2018	2,865	
Quarter ending September 2018	2,840	→
Quarter ending December 2018	2,817	→
Quarter ending March 2019	2,772	↓
Quarter ending June 2019	2,809	→
Variance since June 2018	(2.0%)	↓



ACTIVITY



Month	Adjusted Scheduled Activity (UDA)	
	2019	2020
April	0	1
May	81	130
June	240	463
July	1,068	
August	1,507	
September	2,190	
October	2,635	
November	3,252	
December	3,735	
January	4,262	
February	4,801	
March	5,353	
April	6,049	
May	6,444	
June	6,444	

QUALITY

	Quantity	Base Number	Contract	AT	Region	England
% of FP17s for the same patient ID Re-attending within 3 months - Children	10	127	7.9%	8.4%	10.6%	11.4%
% of FP17s for the same patient ID Re-attending within 3 months - Adults	100	678	14.7%	12.9%	15.2%	15.4%
% of FP17s for the same patient ID Re-attending between 3 & 9 months - Children	59	127	46.5%	63.6%	62.3%	59.8%
% of FP17s for the same patient ID Re-attending between 3 & 9 months - Adults	294	678	43.4%	53.6%	53.3%	52.1%
% of FP17s for Band 1 Urgent Courses	44	265	16.6%	8.4%	9.7%	9.2%
% of FP17s Relating to Free Repair or Replacements	0	265	0.0%	0.6%	0.6%	0.7%
% of FP17s Relating to Continuations	0	265	0.0%	0.7%	0.8%	0.8%
% of Patients satisfied with the dentistry they have received	9	9	N/A	94.5%	93.4%	93.4%
% of Patients satisfied with the time they had to wait for an appointment	8	9	N/A	86.6%	86.8%	87.6%

* This is based on patients treated on this contract for their most recent course of treatment. Figures in italics indicate the base number of FP17s or Patient Questionnaire responses are less than 100. N/A is shown where the base number of responses is less than 10 during the period. % is calculated as Quantity/Base number*100

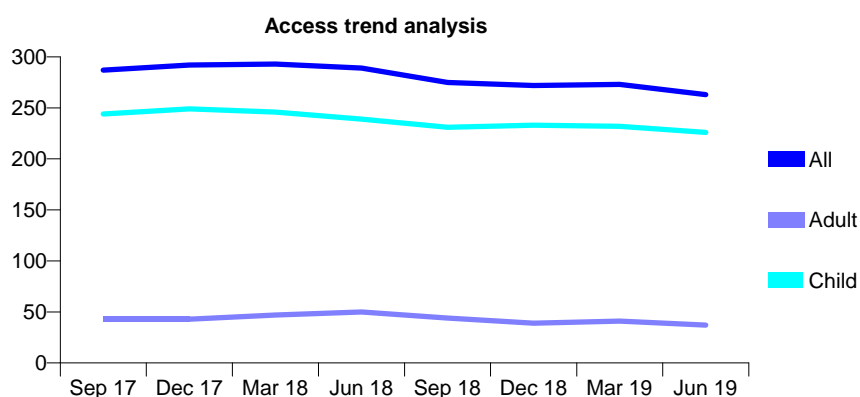
Q64 - Vital Signs At a Glance Contract Report for 179442/0001 - June 2019

Name or company name	Mr Carl Stuart Sainsbury Roberts
Contract type name	GDS Contract
Purpose of contract	General and Orthodontic
Contract start date	01/04/2014
Contract end date	

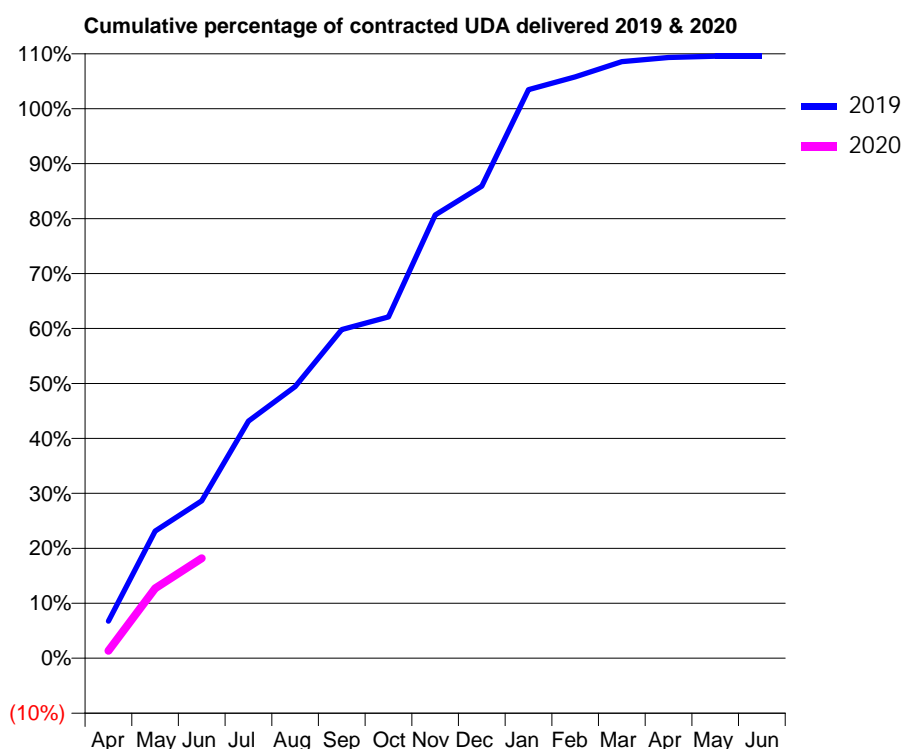
19/20 Contracted general activity (UDA)	400
Carry forward general activity (UDA)	0
19/20 Contracted orthodontic activity (UOA)	0
Carry forward orthodontic activity (UOA)	0
Baseline contract value	£10,159.94

ACCESS*

Patients seen in 24 months	Total	Change since previous quarter
Quarter ending June 2018	289	
Quarter ending September 2018	275	↓
Quarter ending December 2018	272	↓
Quarter ending March 2019	273	→
Quarter ending June 2019	263	↓
Variance since June 2018	(9.0%)	↓



ACTIVITY



Month	Adjusted Scheduled Activity (UDA)	
	2019	2020
April	27	5
May	93	51
June	115	73
July	173	
August	198	
September	239	
October	248	
November	323	
December	344	
January	414	
February	423	
March	434	
April	437	
May	438	
June	438	

QUALITY

	Quantity	Base Number	Contract	AT	Region	England
% of FP17s for the same patient ID Re-attending within 3 months - Children	2	60	3.3%	8.4%	10.6%	11.4%
% of FP17s for the same patient ID Re-attending within 3 months - Adults	0	4	0.0%	12.9%	15.2%	15.4%
% of FP17s for the same patient ID Re-attending between 3 & 9 months - Children	43	60	71.7%	63.6%	62.3%	59.8%
% of FP17s for the same patient ID Re-attending between 3 & 9 months - Adults	1	4	25.0%	53.6%	53.3%	52.1%
% of FP17s for Band 1 Urgent Courses	4	62	6.5%	8.4%	9.7%	9.2%
% of FP17s Relating to Free Repair or Replacements	0	62	0.0%	0.6%	0.6%	0.7%
% of FP17s Relating to Continuations	0	62	0.0%	0.7%	0.8%	0.8%
% of Patients satisfied with the dentistry they have received	2	2	N/A	94.5%	93.4%	93.4%
% of Patients satisfied with the time they had to wait for an appointment	2	2	N/A	86.6%	86.8%	87.6%

* This is based on patients treated on this contract for their most recent course of treatment.

Figures in italics indicate the base number of FP17s or Patient Questionnaire responses are less than 100. N/A is shown where the base number of responses is less than 10 during the period. % is calculated as Quantity/Base number*100

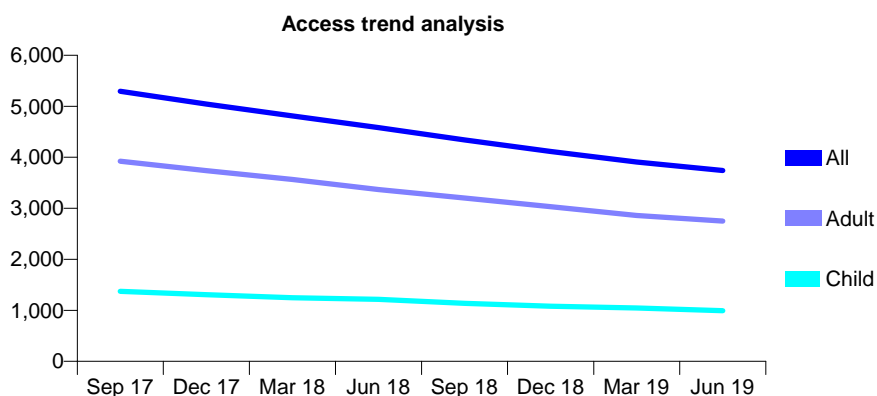
Q64 - Vital Signs At a Glance Contract Report for 181110/0001 - June 2019

Name or company name	IDH Limited
Contract type name	GDS Contract
Purpose of contract	General
Contract start date	01/03/2008
Contract end date	

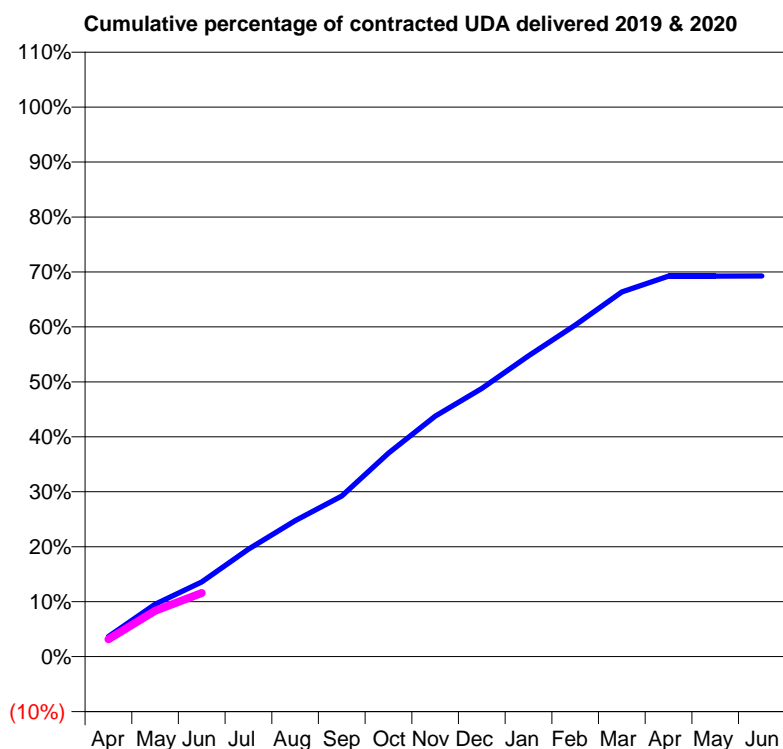
19/20 Contracted general activity (UDA)	13,000
Carry forward general activity (UDA)	0
19/20 Contracted orthodontic activity (UOA)	0
Carry forward orthodontic activity (UOA)	0
Baseline contract value	£358,892.59

ACCESS*

Patients seen in 24 months	Total	Change since previous quarter
Quarter ending June 2018	4,583	
Quarter ending September 2018	4,341	↓
Quarter ending December 2018	4,113	↓
Quarter ending March 2019	3,906	↓
Quarter ending June 2019	3,740	↓
Variance since June 2018	(18.4%)	↓



ACTIVITY



Month	Adjusted Scheduled Activity (UDA)	
	2019	2020
April	475	412
May	1,241	1,087
June	1,767	1,505
July	2,540	
August	3,215	
September	3,799	
October	4,815	
November	5,689	
December	6,342	
January	7,116	
February	7,840	
March	8,626	
April	9,002	
May	9,002	
June	9,006	

QUALITY

	Quantity	Base Number	Contract	AT	Region	England
% of FP17s for the same patient ID Re-attending within 3 months - Children	18	302	6.0%	8.4%	10.6%	11.4%
% of FP17s for the same patient ID Re-attending within 3 months - Adults	71	668	10.6%	12.9%	15.2%	15.4%
% of FP17s for the same patient ID Re-attending between 3 & 9 months - Children	185	302	61.3%	63.6%	62.3%	59.8%
% of FP17s for the same patient ID Re-attending between 3 & 9 months - Adults	265	668	39.7%	53.6%	53.3%	52.1%
% of FP17s for Band 1 Urgent Courses	65	852	7.6%	8.4%	9.7%	9.2%
% of FP17s Relating to Free Repair or Replacements	4	852	0.5%	0.6%	0.6%	0.7%
% of FP17s Relating to Continuations	12	852	1.4%	0.7%	0.8%	0.8%
% of Patients satisfied with the dentistry they have received	5	5	N/A	94.5%	93.4%	93.4%
% of Patients satisfied with the time they had to wait for an appointment	4	5	N/A	86.6%	86.8%	87.6%

* This is based on patients treated on this contract for their most recent course of treatment. Figures in italics indicate the base number of FP17s or Patient Questionnaire responses are less than 100. N/A is shown where the base number of responses is less than 10 during the period. % is calculated as Quantity/Base number*100

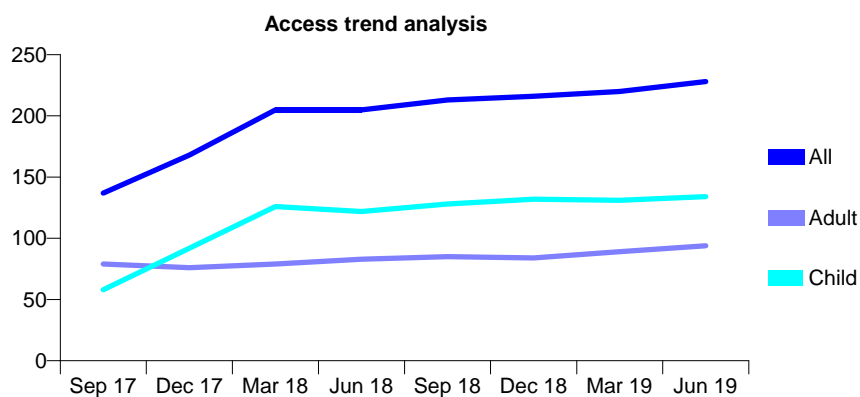
Q64 - Vital Signs At a Glance Contract Report for 181420/0001 - June 2019

Name or company name	The Cottage Dental & Implant Clinic Limited
Contract type name	GDS Contract
Purpose of contract	General
Contract start date	01/12/2008
Contract end date	

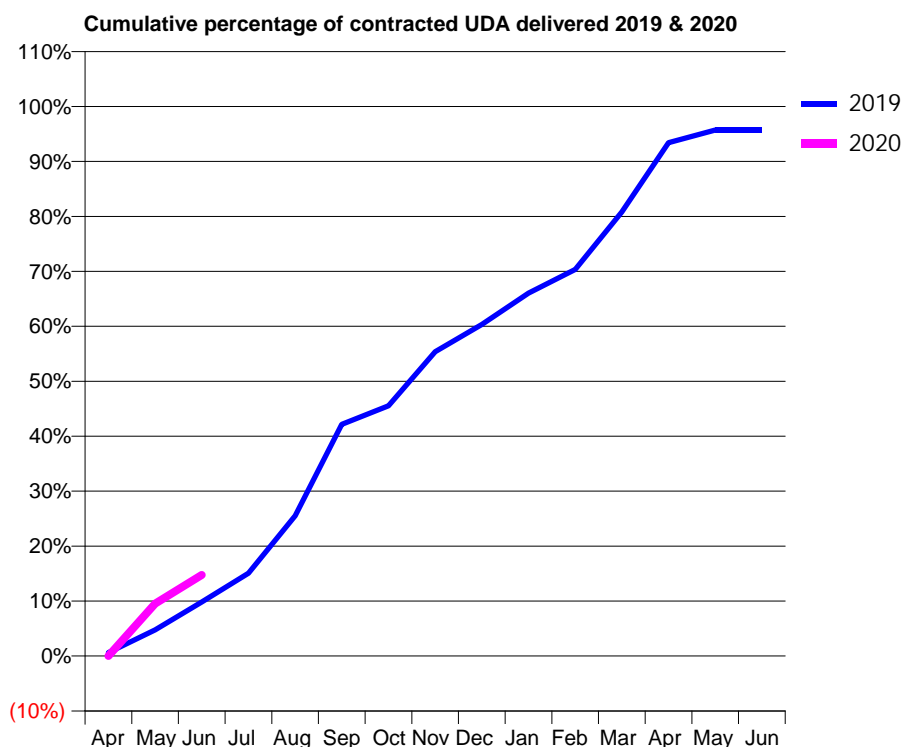
19/20 Contracted general activity (UDA)	650
Carry forward general activity (UDA)	0
19/20 Contracted orthodontic activity (UOA)	0
Carry forward orthodontic activity (UOA)	0
Baseline contract value	£15,997.49

ACCESS*

Patients seen in 24 months	Total	Change since previous quarter
Quarter ending June 2018	205	
Quarter ending September 2018	213	↑
Quarter ending December 2018	216	→
Quarter ending March 2019	220	→
Quarter ending June 2019	228	↑
Variance since June 2018	11.2%	↑



ACTIVITY



Month	Adjusted Scheduled Activity (UDA)	
	2019	2020
April	4	0
May	31	62
June	64	96
July	98	
August	166	
September	274	
October	296	
November	360	
December	392	
January	429	
February	457	
March	525	
April	607	
May	622	
June	622	

QUALITY

	Quantity	Base Number	Contract	AT	Region	England
% of FP17s for the same patient ID Re-attending within 3 months - Children	3	53	5.7%	8.4%	10.6%	11.4%
% of FP17s for the same patient ID Re-attending within 3 months - Adults	2	31	6.5%	12.9%	15.2%	15.4%
% of FP17s for the same patient ID Re-attending between 3 & 9 months - Children	35	53	66.0%	63.6%	62.3%	59.8%
% of FP17s for the same patient ID Re-attending between 3 & 9 months - Adults	22	31	71.0%	53.6%	53.3%	52.1%
% of FP17s for Band 1 Urgent Courses	0	65	0.0%	8.4%	9.7%	9.2%
% of FP17s Relating to Free Repair or Replacements	0	65	0.0%	0.6%	0.6%	0.7%
% of FP17s Relating to Continuations	1	65	1.5%	0.7%	0.8%	0.8%
% of Patients satisfied with the dentistry they have received	0	0	N/A	94.5%	93.4%	93.4%
% of Patients satisfied with the time they had to wait for an appointment	0	0	N/A	86.6%	86.8%	87.6%

* This is based on patients treated on this contract for their most recent course of treatment. Figures in italics indicate the base number of FP17s or Patient Questionnaire responses are less than 100. N/A is shown where the base number of responses is less than 10 during the period. % is calculated as Quantity/Base number*100

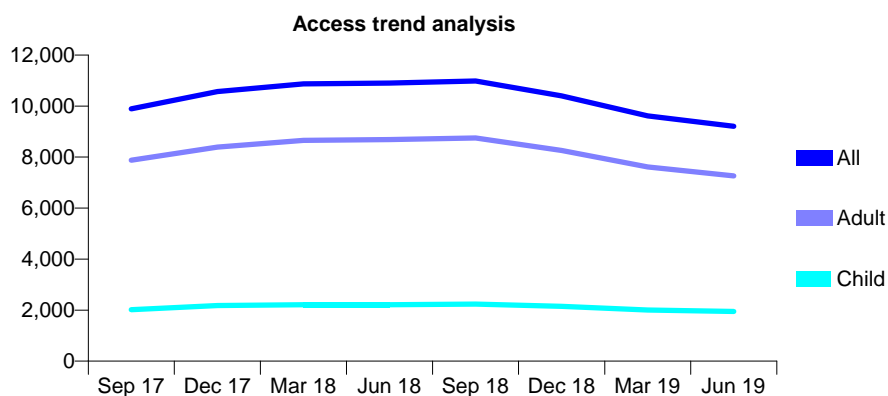
Q64 - Vital Signs At a Glance Contract Report for 182869/0001 - June 2019

Name or company name	Market Place Dental Practice Ltd
Contract type name	GDS Contract
Purpose of contract	General
Contract start date	01/04/2007
Contract end date	

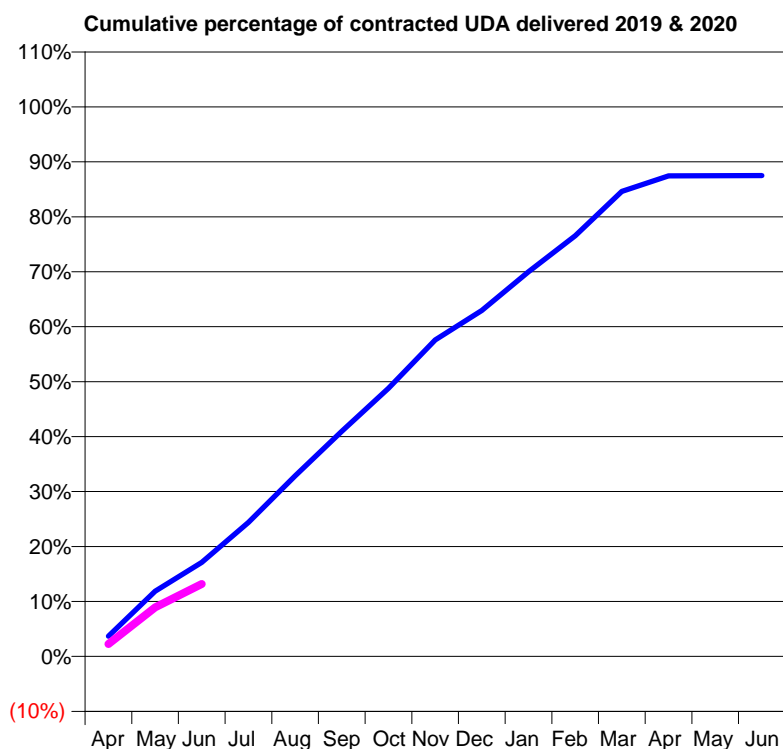
19/20 Contracted general activity (UDA)	25,000
Carry forward general activity (UDA)	0
19/20 Contracted orthodontic activity (UOA)	0
Carry forward orthodontic activity (UOA)	0
Baseline contract value	£656,934.89

ACCESS*

Patients seen in 24 months	Total	Change since previous quarter
Quarter ending June 2018	10,900	
Quarter ending September 2018	10,981	→
Quarter ending December 2018	10,404	↓
Quarter ending March 2019	9,620	↓
Quarter ending June 2019	9,210	↓
Variance since June 2018	(15.5%)	↓



ACTIVITY



Month	2019	2020
April	917	566
May	2,968	2,236
June	4,278	3,296
July	6,101	
August	8,215	
September	10,235	
October	12,200	
November	14,397	
December	15,740	
January	17,498	
February	19,139	
March	21,153	
April	21,862	
May	21,870	
June	21,872	

QUALITY

	Quantity	Base Number	Contract	AT	Region	England
% of FP17s for the same patient ID Re-attending within 3 months - Children	16	433	3.7%	8.4%	10.6%	11.4%
% of FP17s for the same patient ID Re-attending within 3 months - Adults	165	1,603	10.3%	12.9%	15.2%	15.4%
% of FP17s for the same patient ID Re-attending between 3 & 9 months - Children	216	433	49.9%	63.6%	62.3%	59.8%
% of FP17s for the same patient ID Re-attending between 3 & 9 months - Adults	859	1,603	53.6%	53.6%	53.3%	52.1%
% of FP17s for Band 1 Urgent Courses	117	1,690	6.9%	8.4%	9.7%	9.2%
% of FP17s Relating to Free Repair or Replacements	18	1,690	1.1%	0.6%	0.6%	0.7%
% of FP17s Relating to Continuations	19	1,690	1.1%	0.7%	0.8%	0.8%
% of Patients satisfied with the dentistry they have received	3	4	N/A	94.5%	93.4%	93.4%
% of Patients satisfied with the time they had to wait for an appointment	1	4	N/A	86.6%	86.8%	87.6%

* This is based on patients treated on this contract for their most recent course of treatment. Figures in italics indicate the base number of FP17s or Patient Questionnaire responses are less than 100. N/A is shown where the base number of responses is less than 10 during the period. % is calculated as Quantity/Base number*100

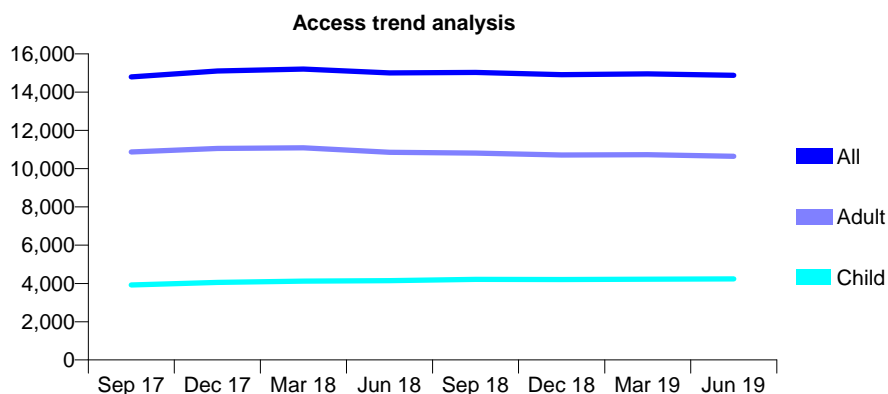
Q64 - Vital Signs At a Glance Contract Report for 182877/0002 - June 2019

Name or company name	Smileright Limited
Contract type name	GDS Contract
Purpose of contract	General
Contract start date	01/04/2011
Contract end date	

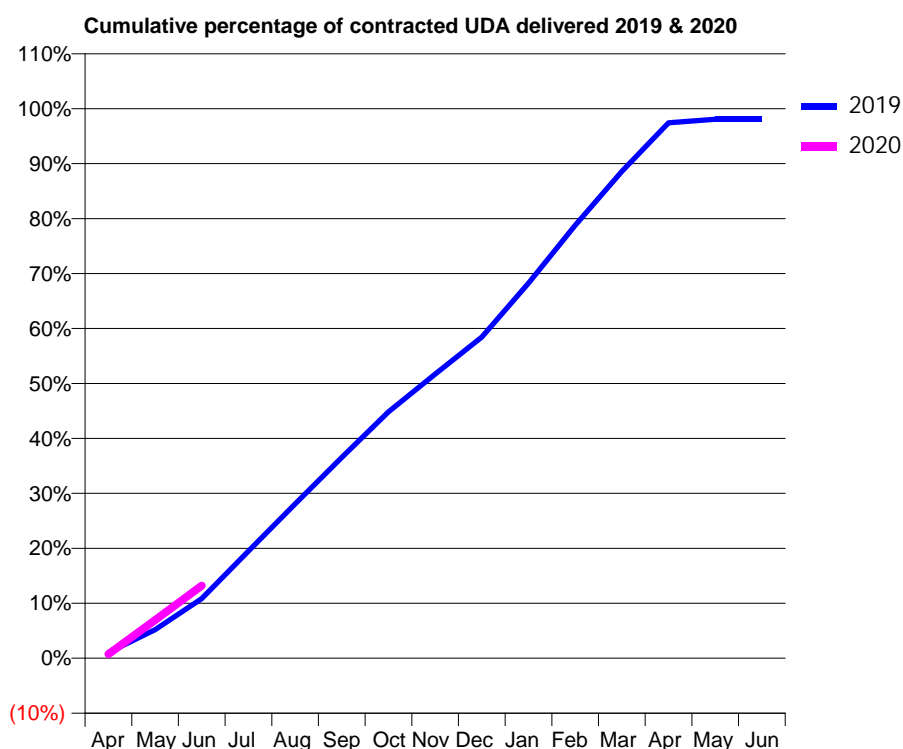
19/20 Contracted general activity (UDA)	50,008
Carry forward general activity (UDA)	0
19/20 Contracted orthodontic activity (UOA)	0
Carry forward orthodontic activity (UOA)	0
Baseline contract value	£1,220,526.26

ACCESS*

Patients seen in 24 months	Total	Change since previous quarter
Quarter ending June 2018	15,004	
Quarter ending September 2018	15,030	→
Quarter ending December 2018	14,916	→
Quarter ending March 2019	14,948	→
Quarter ending June 2019	14,880	→
Variance since June 2018	(0.8%)	→



ACTIVITY



Month	2019	2020
April	513	375
May	2,607	3,481
June	5,436	6,603
July	9,750	
August	14,052	
September	18,268	
October	22,415	
November	25,859	
December	29,219	
January	34,131	
February	39,395	
March	44,306	
April	48,717	
May	49,042	
June	49,047	

QUALITY

	Quantity	Base Number	Contract	AT	Region	England
% of FP17s for the same patient ID Re-attending within 3 months - Children	125	1,356	9.2%	8.4%	10.6%	11.4%
% of FP17s for the same patient ID Re-attending within 3 months - Adults	314	2,915	10.8%	12.9%	15.2%	15.4%
% of FP17s for the same patient ID Re-attending between 3 & 9 months - Children	695	1,356	51.3%	63.6%	62.3%	59.8%
% of FP17s for the same patient ID Re-attending between 3 & 9 months - Adults	1,296	2,915	44.5%	53.6%	53.3%	52.1%
% of FP17s for Band 1 Urgent Courses	152	2,648	5.7%	8.4%	9.7%	9.2%
% of FP17s Relating to Free Repair or Replacements	29	2,648	1.1%	0.6%	0.6%	0.7%
% of FP17s Relating to Continuations	16	2,648	0.6%	0.7%	0.8%	0.8%
% of Patients satisfied with the dentistry they have received	10	11	90.9%	94.5%	93.4%	93.4%
% of Patients satisfied with the time they had to wait for an appointment	9	11	81.8%	86.6%	86.8%	87.6%

* This is based on patients treated on this contract for their most recent course of treatment.

Figures in italics indicate the base number of FP17s or Patient Questionnaire responses are less than 100. N/A is shown where the base number of responses is less than 10 during the period. % is calculated as Quantity/Base number*100

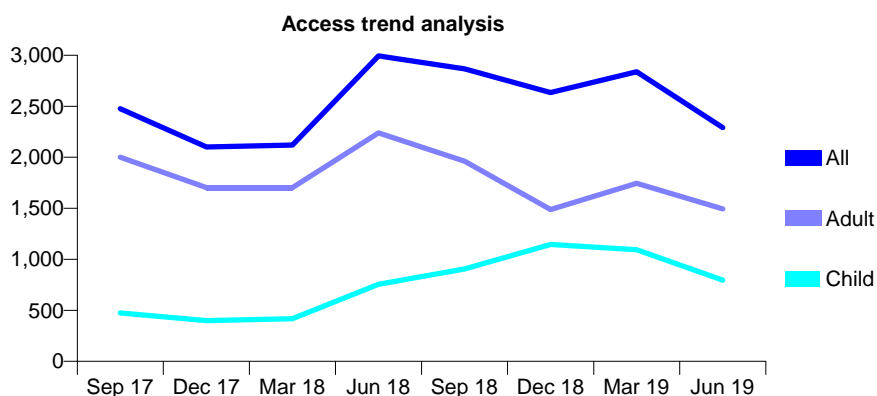
Q64 - Vital Signs At a Glance Contract Report for 184381/0002 - June 2019

Name or company name	Tetbury Dental Practice
Contract type name	GDS Contract
Purpose of contract	General
Contract start date	01/04/2012
Contract end date	

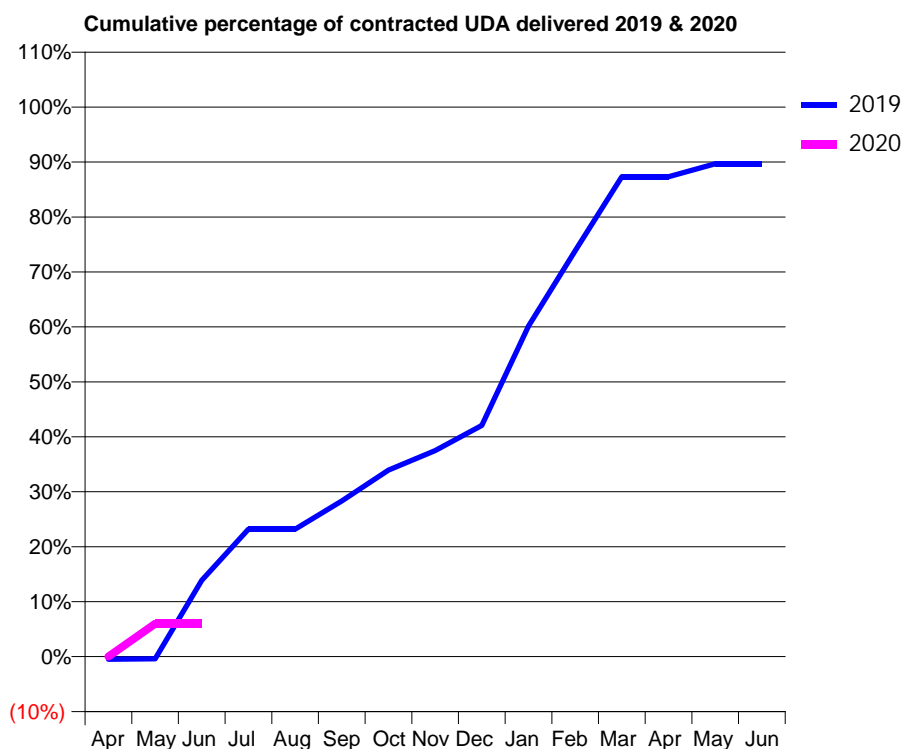
19/20 Contracted general activity (UDA)	6,131
Carry forward general activity (UDA)	0
19/20 Contracted orthodontic activity (UOA)	0
Carry forward orthodontic activity (UOA)	0
Baseline contract value	£130,169.73

ACCESS*

Patients seen in 24 months	Total	Change since previous quarter
Quarter ending June 2018	2,994	
Quarter ending September 2018	2,866	↓
Quarter ending December 2018	2,634	↓
Quarter ending March 2019	2,838	↑
Quarter ending June 2019	2,291	↓
Variance since June 2018	(23.5%)	↓



ACTIVITY



Month	Adjusted Scheduled Activity (UDA)	
	2019	2020
April	-31	0
May	-26	367
June	851	367
July	1,424	
August	1,424	
September	1,737	
October	2,080	
November	2,300	
December	2,579	
January	3,687	
February	4,530	
March	5,354	
April	5,354	
May	5,498	
June	5,498	

QUALITY

	Quantity	Base Number	Contract	AT	Region	England
% of FP17s for the same patient ID Re-attending within 3 months - Children	2	93	2.2%	8.4%	10.6%	11.4%
% of FP17s for the same patient ID Re-attending within 3 months - Adults	15	198	7.6%	12.9%	15.2%	15.4%
% of FP17s for the same patient ID Re-attending between 3 & 9 months - Children	44	93	47.3%	63.6%	62.3%	59.8%
% of FP17s for the same patient ID Re-attending between 3 & 9 months - Adults	24	198	12.1%	53.6%	53.3%	52.1%
% of FP17s for Band 1 Urgent Courses	10	209	4.8%	8.4%	9.7%	9.2%
% of FP17s Relating to Free Repair or Replacements	1	209	0.5%	0.6%	0.6%	0.7%
% of FP17s Relating to Continuations	1	209	0.5%	0.7%	0.8%	0.8%
% of Patients satisfied with the dentistry they have received	3	3	N/A	94.5%	93.4%	93.4%
% of Patients satisfied with the time they had to wait for an appointment	3	3	N/A	86.6%	86.8%	87.6%

* This is based on patients treated on this contract for their most recent course of treatment. Figures in italics indicate the base number of FP17s or Patient Questionnaire responses are less than 100. N/A is shown where the base number of responses is less than 10 during the period. % is calculated as Quantity/Base number*100

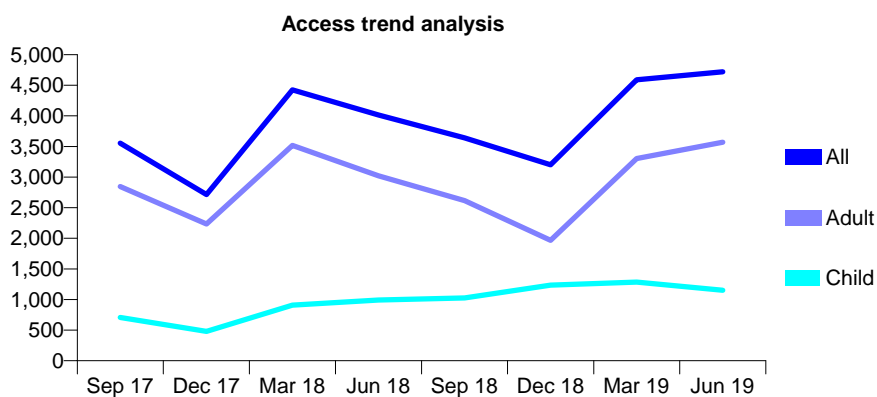
Q64 - Vital Signs At a Glance Contract Report for 184381/0003 - June 2019

Name or company name	Tetbury Dental Practice
Contract type name	GDS Contract
Purpose of contract	General
Contract start date	01/04/2012
Contract end date	

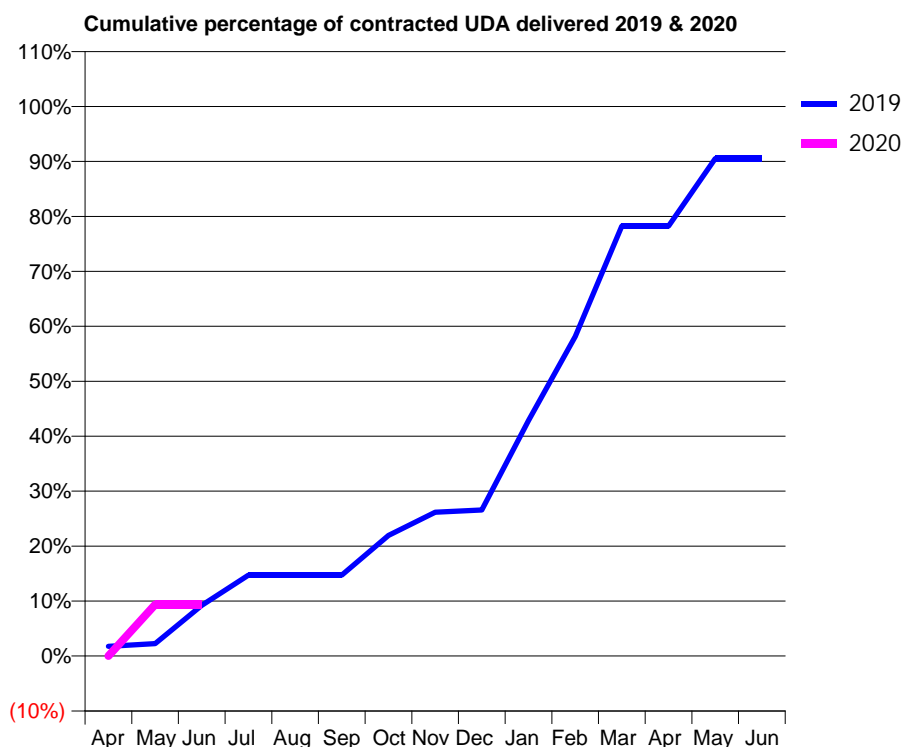
19/20 Contracted general activity (UDA)	11,640
Carry forward general activity (UDA)	0
19/20 Contracted orthodontic activity (UOA)	0
Carry forward orthodontic activity (UOA)	0
Baseline contract value	£246,887.63

ACCESS*

Patients seen in 24 months	Total	Change since previous quarter
Quarter ending June 2018	4,014	
Quarter ending September 2018	3,641	↓
Quarter ending December 2018	3,202	↓
Quarter ending March 2019	4,589	↑
Quarter ending June 2019	4,720	↑
Variance since June 2018	17.6%	↑



ACTIVITY



Month	Adjusted Scheduled Activity (UDA)	
	2019	2020
April	206	0
May	264	1,093
June	1,075	1,093
July	1,714	
August	1,714	
September	1,714	
October	2,556	
November	3,046	
December	3,095	
January	4,988	
February	6,767	
March	9,106	
April	9,106	
May	10,537	
June	10,537	

QUALITY

	Quantity	Base Number	Contract	AT	Region	England
% of FP17s for the same patient ID Re-attending within 3 months - Children	15	318	4.7%	8.4%	10.6%	11.4%
% of FP17s for the same patient ID Re-attending within 3 months - Adults	81	991	8.2%	12.9%	15.2%	15.4%
% of FP17s for the same patient ID Re-attending between 3 & 9 months - Children	166	318	52.2%	63.6%	62.3%	59.8%
% of FP17s for the same patient ID Re-attending between 3 & 9 months - Adults	75	991	7.6%	53.6%	53.3%	52.1%
% of FP17s for Band 1 Urgent Courses	33	534	6.2%	8.4%	9.7%	9.2%
% of FP17s Relating to Free Repair or Replacements	0	534	0.0%	0.6%	0.6%	0.7%
% of FP17s Relating to Continuations	1	534	0.2%	0.7%	0.8%	0.8%
% of Patients satisfied with the dentistry they have received	3	4	N/A	94.5%	93.4%	93.4%
% of Patients satisfied with the time they had to wait for an appointment	2	4	N/A	86.6%	86.8%	87.6%

* This is based on patients treated on this contract for their most recent course of treatment. Figures in italics indicate the base number of FP17s or Patient Questionnaire responses are less than 100. N/A is shown where the base number of responses is less than 10 during the period. % is calculated as Quantity/Base number*100

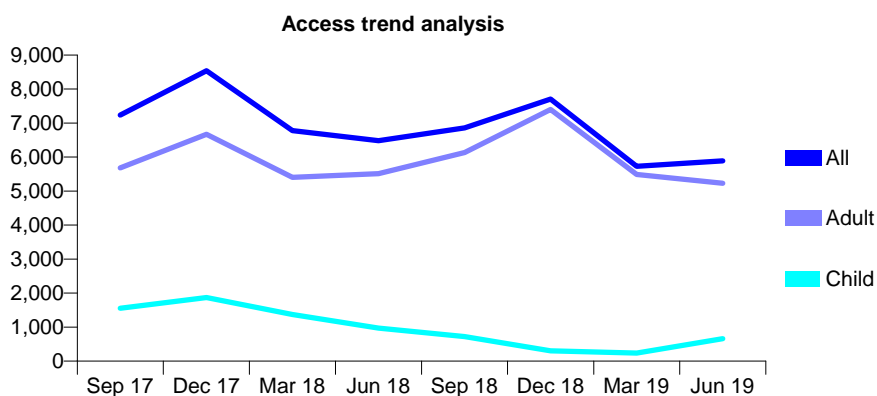
Q64 - Vital Signs At a Glance Contract Report for 184381/0004 - June 2019

Name or company name	Tetbury Dental Practice
Contract type name	GDS Contract
Purpose of contract	General
Contract start date	01/04/2012
Contract end date	

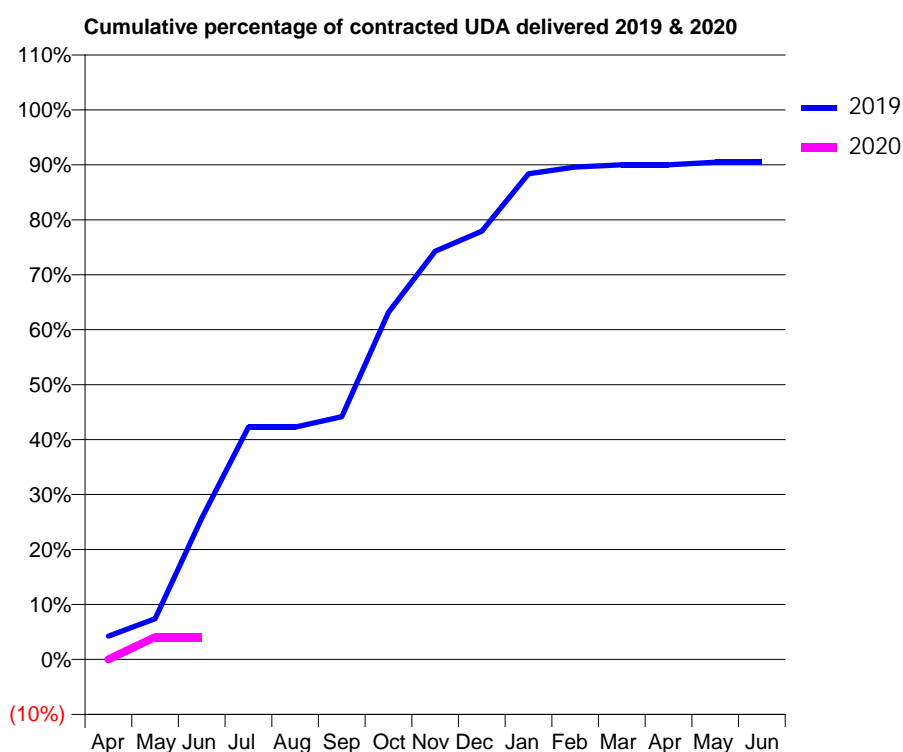
19/20 Contracted general activity (UDA)	18,740
Carry forward general activity (UDA)	0
19/20 Contracted orthodontic activity (UOA)	0
Carry forward orthodontic activity (UOA)	0
Baseline contract value	£406,567.94

ACCESS*

Patients seen in 24 months	Total	Change since previous quarter
Quarter ending June 2018	6,481	
Quarter ending September 2018	6,857	↑
Quarter ending December 2018	7,704	↑
Quarter ending March 2019	5,729	↓
Quarter ending June 2019	5,888	↑
Variance since June 2018	(9.1%)	↓



ACTIVITY



Month	Adjusted Scheduled Activity (UDA)	
	2019	2020
April	792	0
May	1,388	761
June	4,816	761
July	7,925	
August	7,925	
September	8,276	
October	11,834	
November	13,917	
December	14,598	
January	16,558	
February	16,793	
March	16,865	
April	16,865	
May	16,952	
June	16,952	

QUALITY

	Quantity	Base Number	Contract	AT	Region	England
% of FP17s for the same patient ID Re-attending within 3 months - Children	1	168	0.6%	8.4%	10.6%	11.4%
% of FP17s for the same patient ID Re-attending within 3 months - Adults	9	445	2.0%	12.9%	15.2%	15.4%
% of FP17s for the same patient ID Re-attending between 3 & 9 months - Children	11	168	6.5%	63.6%	62.3%	59.8%
% of FP17s for the same patient ID Re-attending between 3 & 9 months - Adults	243	445	54.6%	53.6%	53.3%	52.1%
% of FP17s for Band 1 Urgent Courses	39	582	6.7%	8.4%	9.7%	9.2%
% of FP17s Relating to Free Repair or Replacements	7	582	1.2%	0.6%	0.6%	0.7%
% of FP17s Relating to Continuations	1	582	0.2%	0.7%	0.8%	0.8%
% of Patients satisfied with the dentistry they have received	1	1	N/A	94.5%	93.4%	93.4%
% of Patients satisfied with the time they had to wait for an appointment	0	1	N/A	86.6%	86.8%	87.6%

* This is based on patients treated on this contract for their most recent course of treatment. Figures in italics indicate the base number of FP17s or Patient Questionnaire responses are less than 100. N/A is shown where the base number of responses is less than 10 during the period. % is calculated as Quantity/Base number*100

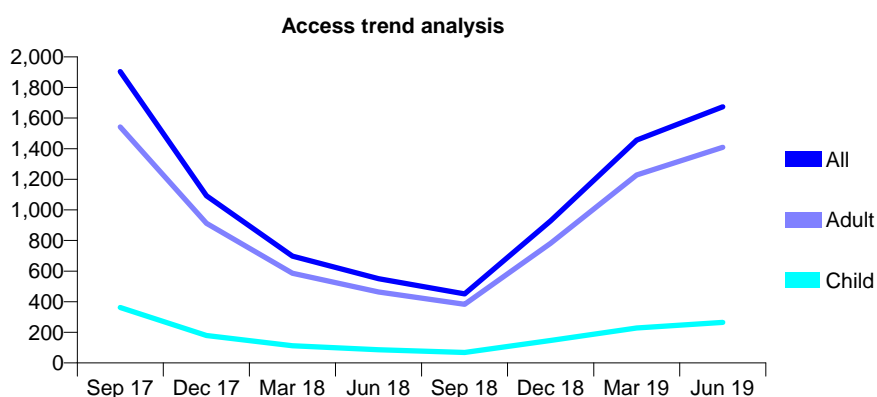
Q64 - Vital Signs At a Glance Contract Report for 186503/0001 - June 2019

Name or company name	The Market Place Dental Practice Partners
Contract type name	GDS Contract
Purpose of contract	General
Contract start date	01/10/2012
Contract end date	

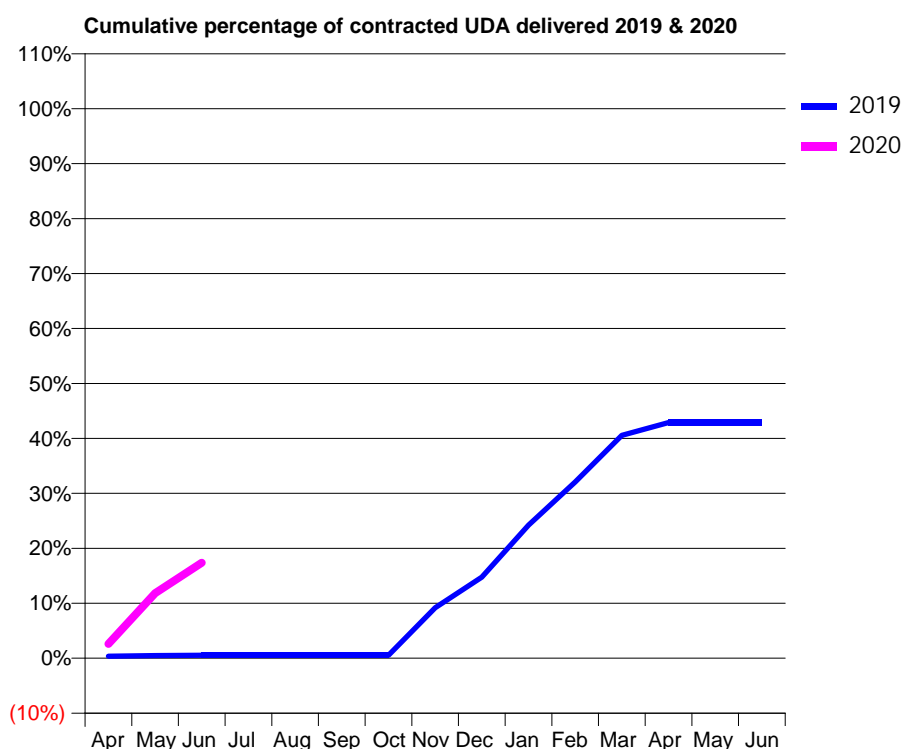
19/20 Contracted general activity (UDA)	7,022
Carry forward general activity (UDA)	0
19/20 Contracted orthodontic activity (UOA)	0
Carry forward orthodontic activity (UOA)	0
Baseline contract value	£161,718.03

ACCESS*

Patients seen in 24 months	Total	Change since previous quarter
Quarter ending June 2018	550	
Quarter ending September 2018	451	↓
Quarter ending December 2018	928	↑
Quarter ending March 2019	1,457	↑
Quarter ending June 2019	1,674	↑
Variance since June 2018	204.4%	↑



ACTIVITY



Month	2019	2020
April	26	183
May	35	830
June	39	1,220
July	39	
August	39	
September	39	
October	39	
November	646	
December	1,035	
January	1,699	
February	2,254	
March	2,849	
April	3,012	
May	3,012	
June	3,012	

QUALITY

	Quantity	Base Number	Contract	AT	Region	England
% of FP17s for the same patient ID Re-attending within 3 months - Children	6	101	5.9%	8.4%	10.6%	11.4%
% of FP17s for the same patient ID Re-attending within 3 months - Adults	64	572	11.2%	12.9%	15.2%	15.4%
% of FP17s for the same patient ID Re-attending between 3 & 9 months - Children	39	101	38.6%	63.6%	62.3%	59.8%
% of FP17s for the same patient ID Re-attending between 3 & 9 months - Adults	216	572	37.8%	53.6%	53.3%	52.1%
% of FP17s for Band 1 Urgent Courses	67	609	11.0%	8.4%	9.7%	9.2%
% of FP17s Relating to Free Repair or Replacements	1	609	0.2%	0.6%	0.6%	0.7%
% of FP17s Relating to Continuations	3	609	0.5%	0.7%	0.8%	0.8%
% of Patients satisfied with the dentistry they have received	3	4	N/A	94.5%	93.4%	93.4%
% of Patients satisfied with the time they had to wait for an appointment	3	4	N/A	86.6%	86.8%	87.6%

* This is based on patients treated on this contract for their most recent course of treatment.

Figures in italics indicate the base number of FP17s or Patient Questionnaire responses are less than 100. N/A is shown where the base number of responses is less than 10 during the period. % is calculated as Quantity/Base number*100

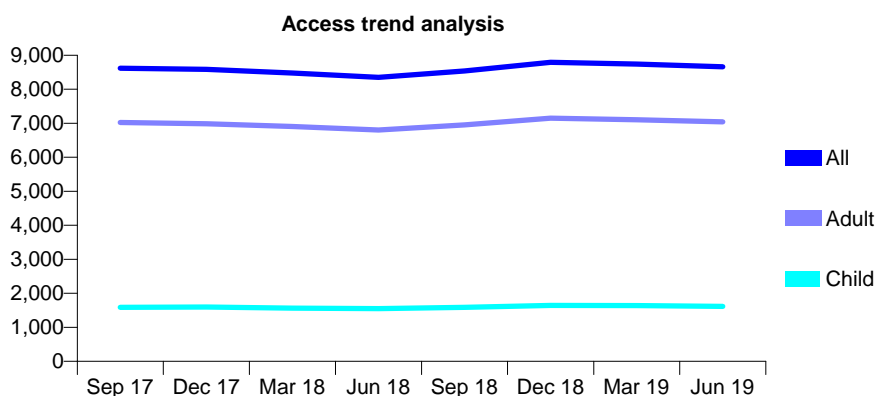
Q64 - Vital Signs At a Glance Contract Report for 187089/0001 - June 2019

Name or company name	Execudent Limited
Contract type name	GDS Contract
Purpose of contract	General
Contract start date	01/04/2012
Contract end date	

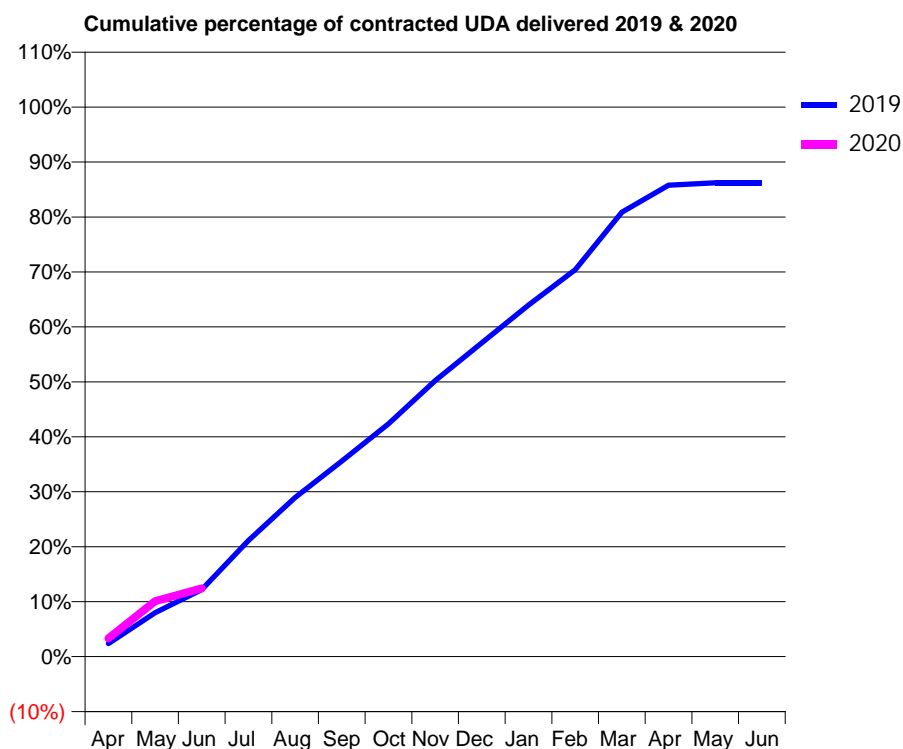
19/20 Contracted general activity (UDA)	29,491
Carry forward general activity (UDA)	0
19/20 Contracted orthodontic activity (UOA)	0
Carry forward orthodontic activity (UOA)	0
Baseline contract value	£619,936.16

ACCESS*

Patients seen in 24 months	Total	Change since previous quarter
Quarter ending June 2018	8,352	
Quarter ending September 2018	8,538	↑
Quarter ending December 2018	8,796	↑
Quarter ending March 2019	8,745	→
Quarter ending June 2019	8,659	→
Variance since June 2018	3.7%	↑



ACTIVITY



Month	Adjusted Scheduled Activity (UDA)	
	2019	2020
April	694	981
May	2,361	2,980
June	3,593	3,668
July	6,227	
August	8,544	
September	10,487	
October	12,493	
November	14,814	
December	16,833	
January	18,859	
February	20,765	
March	23,848	
April	25,292	
May	25,427	
June	25,427	

QUALITY

	Quantity	Base Number	Contract	AT	Region	England
% of FP17s for the same patient ID Re-attending within 3 months - Children	22	398	5.5%	8.4%	10.6%	11.4%
% of FP17s for the same patient ID Re-attending within 3 months - Adults	227	1,845	12.3%	12.9%	15.2%	15.4%
% of FP17s for the same patient ID Re-attending between 3 & 9 months - Children	246	398	61.8%	63.6%	62.3%	59.8%
% of FP17s for the same patient ID Re-attending between 3 & 9 months - Adults	1,076	1,845	58.3%	53.6%	53.3%	52.1%
% of FP17s for Band 1 Urgent Courses	123	1,799	6.8%	8.4%	9.7%	9.2%
% of FP17s Relating to Free Repair or Replacements	21	1,799	1.2%	0.6%	0.6%	0.7%
% of FP17s Relating to Continuations	27	1,799	1.5%	0.7%	0.8%	0.8%
% of Patients satisfied with the dentistry they have received	18	19	94.7%	94.5%	93.4%	93.4%
% of Patients satisfied with the time they had to wait for an appointment	14	19	73.7%	86.6%	86.8%	87.6%

* This is based on patients treated on this contract for their most recent course of treatment. Figures in italics indicate the base number of FP17s or Patient Questionnaire responses are less than 100. N/A is shown where the base number of responses is less than 10 during the period. % is calculated as Quantity/Base number*100

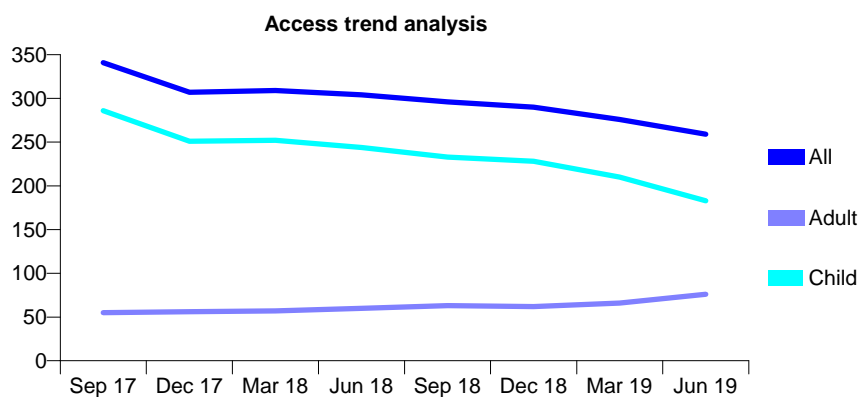
Q64 - Vital Signs At a Glance Contract Report for 191221/0001 - June 2019

Name or company name	Mid Wessex Orthodontic Clinic
Contract type name	GDS Contract
Purpose of contract	General and Orthodontic
Contract start date	01/03/2013
Contract end date	

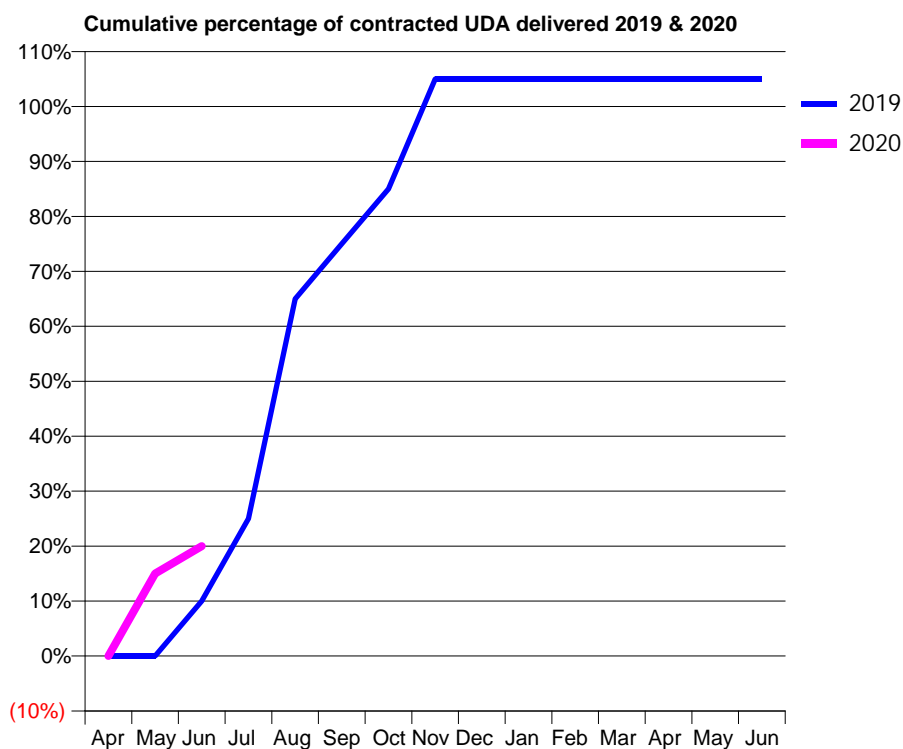
19/20 Contracted general activity (UDA)	20
Carry forward general activity (UDA)	0
19/20 Contracted orthodontic activity (UOA)	4,126
Carry forward orthodontic activity (UOA)	0
Baseline contract value	£280,590.64

ACCESS*

Patients seen in 24 months	Total	Change since previous quarter
Quarter ending June 2018	304	
Quarter ending September 2018	296	↓
Quarter ending December 2018	290	↓
Quarter ending March 2019	276	↓
Quarter ending June 2019	259	↓
Variance since June 2018	(14.8%)	↓



ACTIVITY



Month	Adjusted Scheduled Activity (UDA)	
	2019	2020
April	0	0
May	0	3
June	2	4
July	5	
August	13	
September	15	
October	17	
November	21	
December	21	
January	21	
February	21	
March	21	
April	21	
May	21	
June	21	

QUALITY

	Quantity	Base Number	Contract	AT	Region	England
% of FP17s for the same patient ID Re-attending within 3 months - Children	0	36	0.0%	8.4%	10.6%	11.4%
% of FP17s for the same patient ID Re-attending within 3 months - Adults	0	6	0.0%	12.9%	15.2%	15.4%
% of FP17s for the same patient ID Re-attending between 3 & 9 months - Children	0	36	0.0%	63.6%	62.3%	59.8%
% of FP17s for the same patient ID Re-attending between 3 & 9 months - Adults	0	6	0.0%	53.6%	53.3%	52.1%
% of FP17s for Band 1 Urgent Courses	0	4	0.0%	8.4%	9.7%	9.2%
% of FP17s Relating to Free Repair or Replacements	0	4	0.0%	0.6%	0.6%	0.7%
% of FP17s Relating to Continuations	0	4	0.0%	0.7%	0.8%	0.8%
% of Patients satisfied with the dentistry they have received	0	0	N/A	94.5%	93.4%	93.4%
% of Patients satisfied with the time they had to wait for an appointment	0	0	N/A	86.6%	86.8%	87.6%

* This is based on patients treated on this contract for their most recent course of treatment. Figures in italics indicate the base number of FP17s or Patient Questionnaire responses are less than 100. N/A is shown where the base number of responses is less than 10 during the period. % is calculated as Quantity/Base number*100

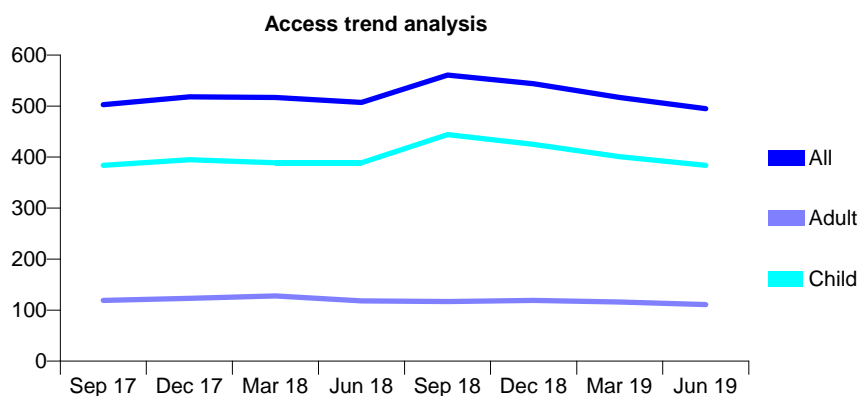
Q64 - Vital Signs At a Glance Contract Report for 193046/0001 - June 2019

Name or company name	Mr Ahmed Giaziri
Contract type name	GDS Contract
Purpose of contract	General
Contract start date	20/11/2013
Contract end date	

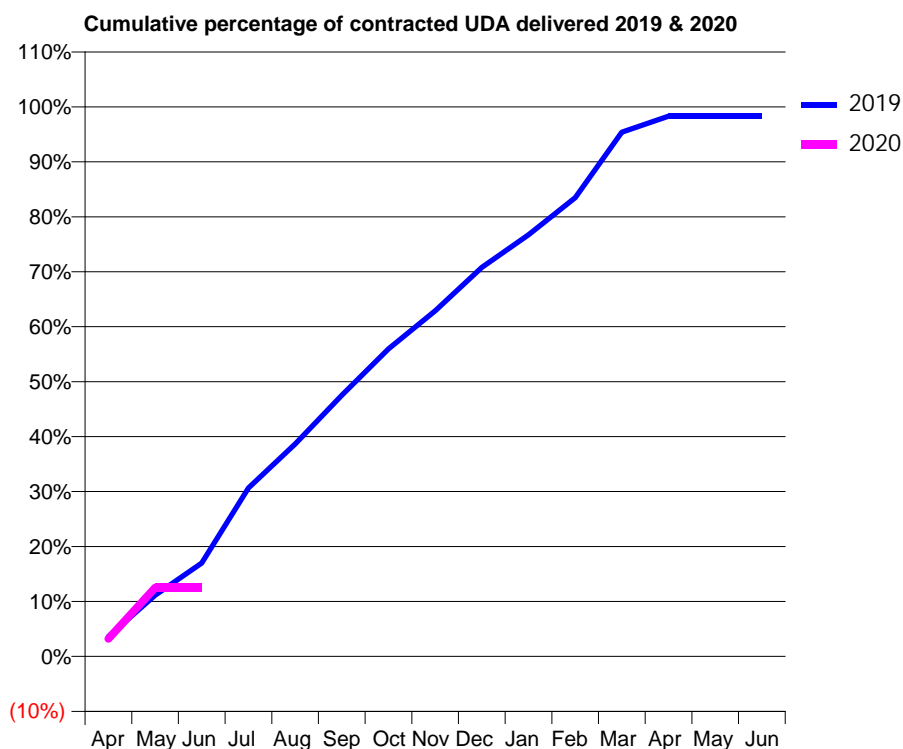
19/20 Contracted general activity (UDA)	1,000
Carry forward general activity (UDA)	0
19/20 Contracted orthodontic activity (UOA)	0
Carry forward orthodontic activity (UOA)	0
Baseline contract value	£24,615.64

ACCESS*

Patients seen in 24 months	Total	Change since previous quarter
Quarter ending June 2018	507	
Quarter ending September 2018	561	↑
Quarter ending December 2018	544	↓
Quarter ending March 2019	517	↓
Quarter ending June 2019	495	↓
Variance since June 2018	(2.4%)	↓



ACTIVITY



Month	2019	2020
April	36	32
May	112	125
June	170	125
July	307	
August	387	
September	475	
October	559	
November	629	
December	708	
January	767	
February	835	
March	954	
April	983	
May	983	
June	983	

QUALITY

	Quantity	Base Number	Contract	AT	Region	England
% of FP17s for the same patient ID Re-attending within 3 months - Children	4	106	3.8%	8.4%	10.6%	11.4%
% of FP17s for the same patient ID Re-attending within 3 months - Adults	7	17	41.2%	12.9%	15.2%	15.4%
% of FP17s for the same patient ID Re-attending between 3 & 9 months - Children	69	106	65.1%	63.6%	62.3%	59.8%
% of FP17s for the same patient ID Re-attending between 3 & 9 months - Adults	8	17	47.1%	53.6%	53.3%	52.1%
% of FP17s for Band 1 Urgent Courses	6	98	6.1%	8.4%	9.7%	9.2%
% of FP17s Relating to Free Repair or Replacements	0	98	0.0%	0.6%	0.6%	0.7%
% of FP17s Relating to Continuations	0	98	0.0%	0.7%	0.8%	0.8%
% of Patients satisfied with the dentistry they have received	0	0	N/A	94.5%	93.4%	93.4%
% of Patients satisfied with the time they had to wait for an appointment	0	0	N/A	86.6%	86.8%	87.6%

* This is based on patients treated on this contract for their most recent course of treatment. Figures in italics indicate the base number of FP17s or Patient Questionnaire responses are less than 100. N/A is shown where the base number of responses is less than 10 during the period. % is calculated as Quantity/Base number*100

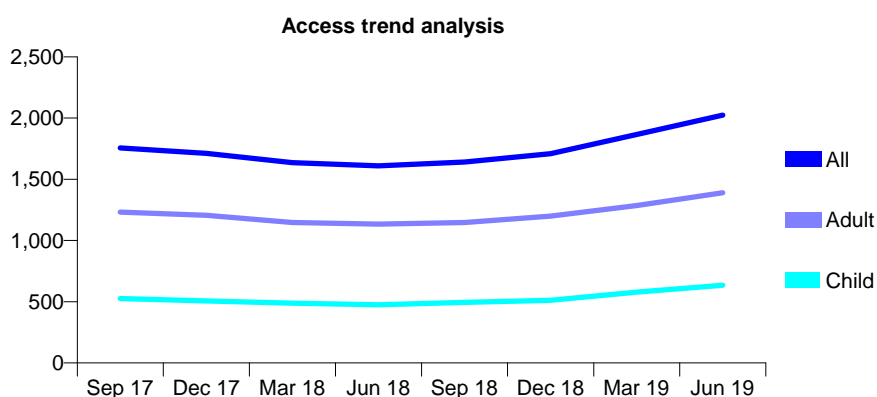
Q64 - Vital Signs At a Glance Contract Report for 194360/0001 - June 2019

Name or company name	Bishopdown Dental Practice
Contract type name	GDS Contract
Purpose of contract	General
Contract start date	01/11/2010
Contract end date	

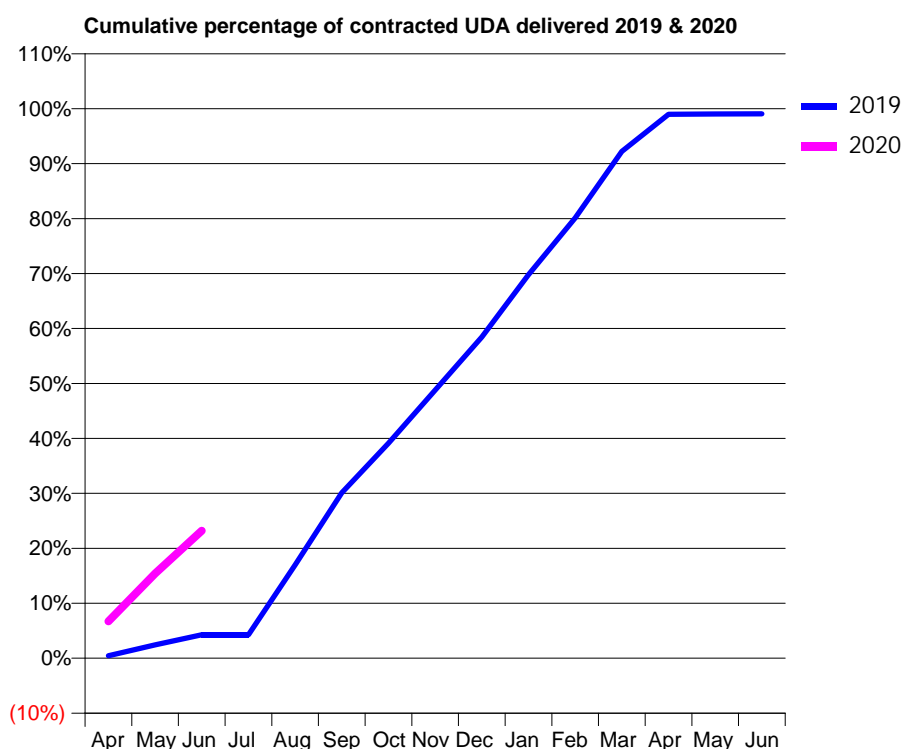
19/20 Contracted general activity (UDA)	7,052
Carry forward general activity (UDA)	0
19/20 Contracted orthodontic activity (UOA)	0
Carry forward orthodontic activity (UOA)	0
Baseline contract value	£170,269.65

ACCESS*

Patients seen in 24 months	Total	Change since previous quarter
Quarter ending June 2018	1,610	
Quarter ending September 2018	1,641	→
Quarter ending December 2018	1,710	↑
Quarter ending March 2019	1,865	↑
Quarter ending June 2019	2,024	↑
Variance since June 2018	25.7%	↑



ACTIVITY



Month	2019	2020
April	32	472
May	172	1,087
June	301	1,637
July	301	
August	1,199	
September	2,122	
October	2,760	
November	3,441	
December	4,120	
January	4,921	
February	5,650	
March	6,503	
April	6,979	
May	6,982	
June	6,984	

QUALITY

	Quantity	Base Number	Contract	AT	Region	England
% of FP17s for the same patient ID Re-attending within 3 months - Children	9	250	3.6%	8.4%	10.6%	11.4%
% of FP17s for the same patient ID Re-attending within 3 months - Adults	70	525	13.3%	12.9%	15.2%	15.4%
% of FP17s for the same patient ID Re-attending between 3 & 9 months - Children	138	250	55.2%	63.6%	62.3%	59.8%
% of FP17s for the same patient ID Re-attending between 3 & 9 months - Adults	260	525	49.5%	53.6%	53.3%	52.1%
% of FP17s for Band 1 Urgent Courses	43	638	6.7%	8.4%	9.7%	9.2%
% of FP17s Relating to Free Repair or Replacements	8	638	1.3%	0.6%	0.6%	0.7%
% of FP17s Relating to Continuations	6	638	0.9%	0.7%	0.8%	0.8%
% of Patients satisfied with the dentistry they have received	4	4	N/A	94.5%	93.4%	93.4%
% of Patients satisfied with the time they had to wait for an appointment	3	4	N/A	86.6%	86.8%	87.6%

* This is based on patients treated on this contract for their most recent course of treatment.

Figures in italics indicate the base number of FP17s or Patient Questionnaire responses are less than 100. N/A is shown where the base number of responses is less than 10 during the period. % is calculated as Quantity/Base number*100

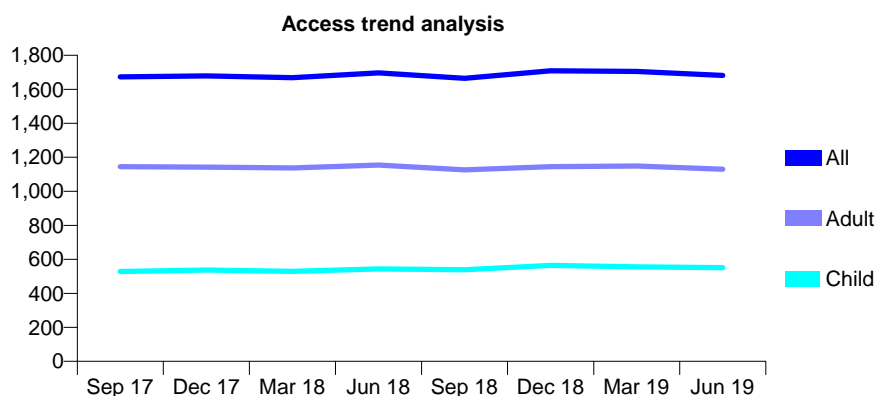
Q64 - Vital Signs At a Glance Contract Report for 198013/0001 - June 2019

Name or company name	Mr M Monsef
Contract type name	GDS Contract
Purpose of contract	General
Contract start date	01/01/2012
Contract end date	

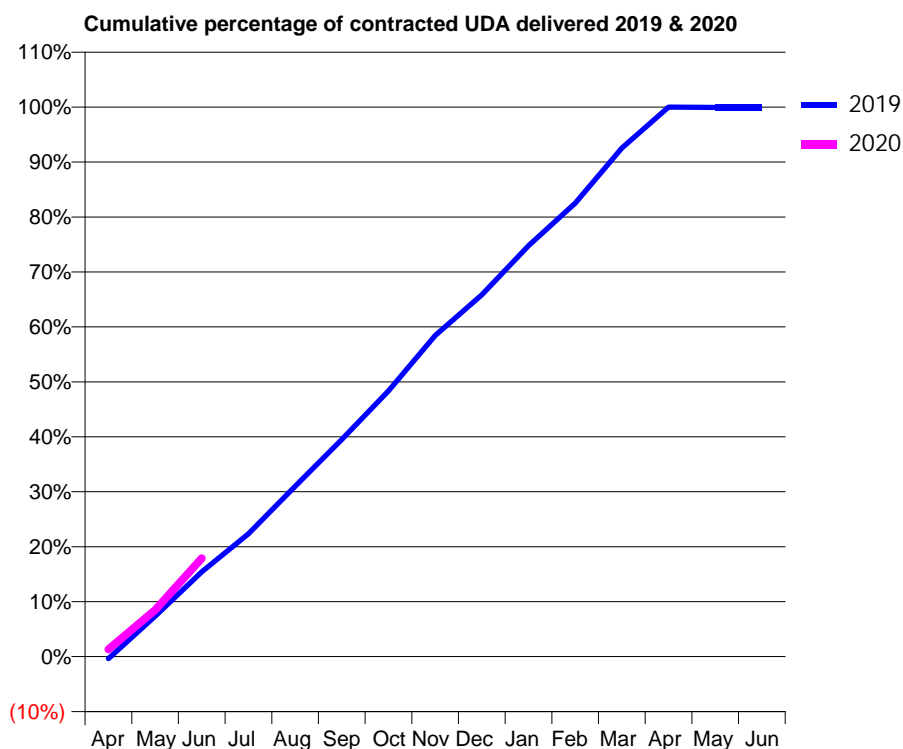
19/20 Contracted general activity (UDA)	6,000
Carry forward general activity (UDA)	0
19/20 Contracted orthodontic activity (UOA)	0
Carry forward orthodontic activity (UOA)	0
Baseline contract value	£144,924.29

ACCESS*

Patients seen in 24 months	Total	Change since previous quarter
Quarter ending June 2018	1,697	
Quarter ending September 2018	1,665	↓
Quarter ending December 2018	1,709	↑
Quarter ending March 2019	1,705	→
Quarter ending June 2019	1,681	↓
Variance since June 2018	(0.9%)	→



ACTIVITY



Month	Adjusted Scheduled Activity (UDA)	
	2019	2020
April	-23	79
May	441	508
June	925	1,073
July	1,341	
August	1,859	
September	2,370	
October	2,900	
November	3,505	
December	3,949	
January	4,486	
February	4,951	
March	5,553	
April	6,000	
May	5,997	
June	5,996	

QUALITY

	Quantity	Base Number	Contract	AT	Region	England
% of FP17s for the same patient ID Re-attending within 3 months - Children	10	216	4.6%	8.4%	10.6%	11.4%
% of FP17s for the same patient ID Re-attending within 3 months - Adults	35	447	7.8%	12.9%	15.2%	15.4%
% of FP17s for the same patient ID Re-attending between 3 & 9 months - Children	170	216	78.7%	63.6%	62.3%	59.8%
% of FP17s for the same patient ID Re-attending between 3 & 9 months - Adults	336	447	75.2%	53.6%	53.3%	52.1%
% of FP17s for Band 1 Urgent Courses	11	455	2.4%	8.4%	9.7%	9.2%
% of FP17s Relating to Free Repair or Replacements	0	455	0.0%	0.6%	0.6%	0.7%
% of FP17s Relating to Continuations	0	455	0.0%	0.7%	0.8%	0.8%
% of Patients satisfied with the dentistry they have received	1	1	N/A	94.5%	93.4%	93.4%
% of Patients satisfied with the time they had to wait for an appointment	1	1	N/A	86.6%	86.8%	87.6%

* This is based on patients treated on this contract for their most recent course of treatment. Figures in italics indicate the base number of FP17s or Patient Questionnaire responses are less than 100. N/A is shown where the base number of responses is less than 10 during the period. % is calculated as Quantity/Base number*100

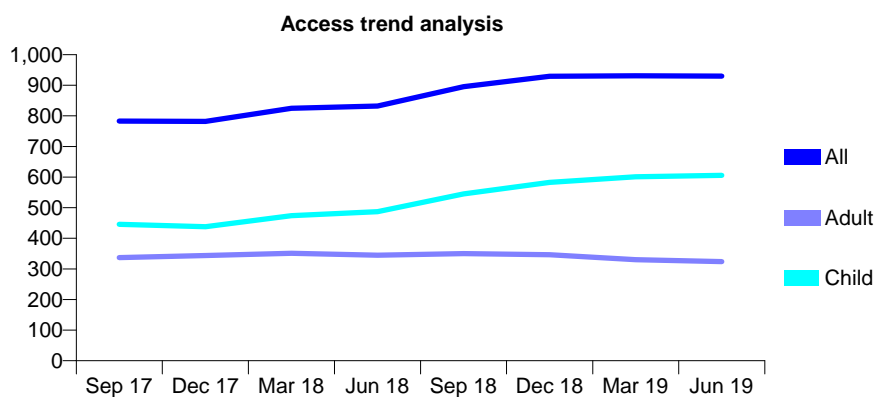
Q64 - Vital Signs At a Glance Contract Report for 198137/0001 - June 2019

Name or company name	London Road Dental Practice
Contract type name	GDS Contract
Purpose of contract	General
Contract start date	01/10/2012
Contract end date	

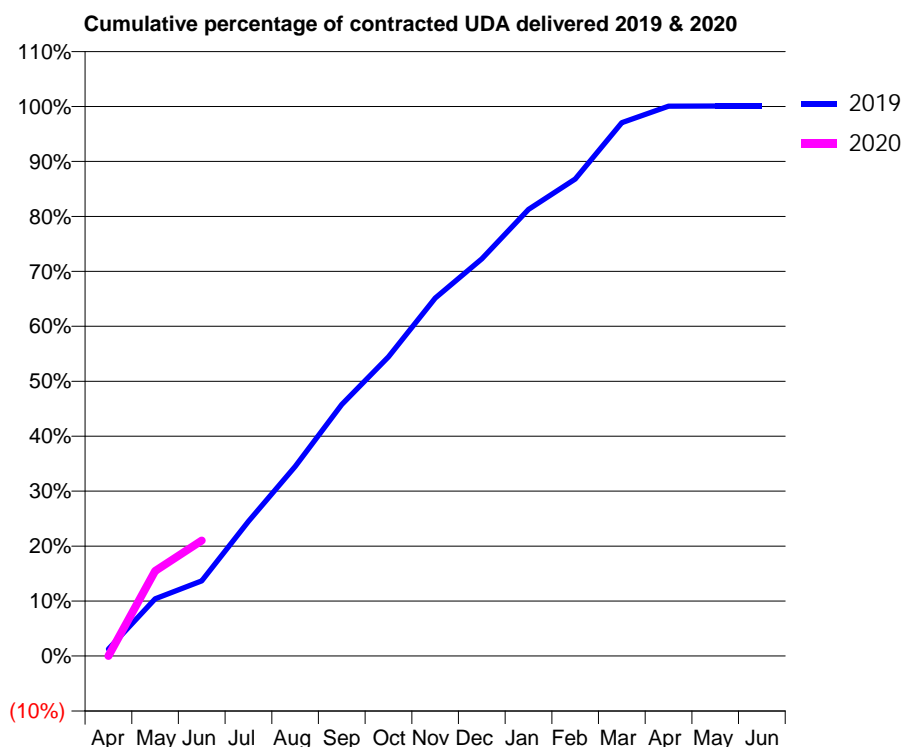
19/20 Contracted general activity (UDA)	1,673
Carry forward general activity (UDA)	0
19/20 Contracted orthodontic activity (UOA)	0
Carry forward orthodontic activity (UOA)	0
Baseline contract value	£36,629.78

ACCESS*

Patients seen in 24 months	Total	Change since previous quarter
Quarter ending June 2018	832	
Quarter ending September 2018	895	↑
Quarter ending December 2018	929	↑
Quarter ending March 2019	931	→
Quarter ending June 2019	930	→
Variance since June 2018	11.8%	↑



ACTIVITY



Month	Adjusted Scheduled Activity (UDA)	
	2019	2020
April	21	0
May	174	259
June	229	351
July	410	
August	577	
September	766	
October	911	
November	1,090	
December	1,209	
January	1,359	
February	1,452	
March	1,624	
April	1,674	
May	1,675	
June	1,675	

QUALITY

	Quantity	Base Number	Contract	AT	Region	England
% of FP17s for the same patient ID Re-attending within 3 months - Children	10	231	4.3%	8.4%	10.6%	11.4%
% of FP17s for the same patient ID Re-attending within 3 months - Adults	6	77	7.8%	12.9%	15.2%	15.4%
% of FP17s for the same patient ID Re-attending between 3 & 9 months - Children	179	231	77.5%	63.6%	62.3%	59.8%
% of FP17s for the same patient ID Re-attending between 3 & 9 months - Adults	50	77	64.9%	53.6%	53.3%	52.1%
% of FP17s for Band 1 Urgent Courses	7	260	2.7%	8.4%	9.7%	9.2%
% of FP17s Relating to Free Repair or Replacements	0	260	0.0%	0.6%	0.6%	0.7%
% of FP17s Relating to Continuations	0	260	0.0%	0.7%	0.8%	0.8%
% of Patients satisfied with the dentistry they have received	0	0	N/A	94.5%	93.4%	93.4%
% of Patients satisfied with the time they had to wait for an appointment	0	0	N/A	86.6%	86.8%	87.6%

* This is based on patients treated on this contract for their most recent course of treatment. Figures in italics indicate the base number of FP17s or Patient Questionnaire responses are less than 100. N/A is shown where the base number of responses is less than 10 during the period. % is calculated as Quantity/Base number*100

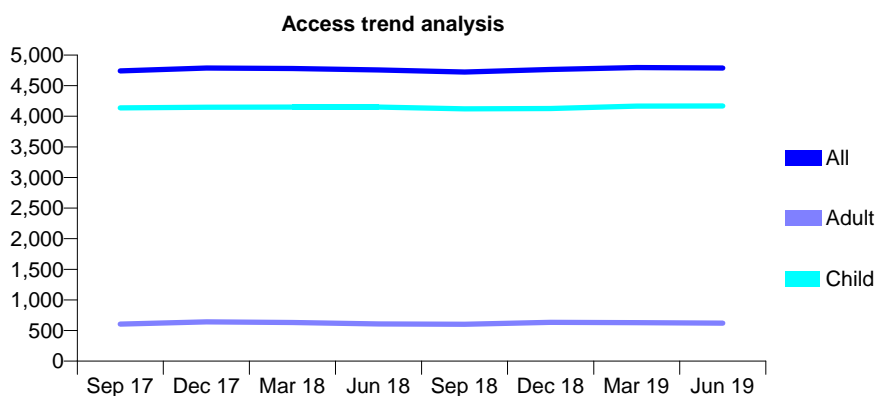
Q64 - Vital Signs At a Glance Contract Report for 198846/0001 - June 2019

Name or company name	St James Dental - Quedgeley
Contract type name	GDS Contract
Purpose of contract	General
Contract start date	01/04/2014
Contract end date	

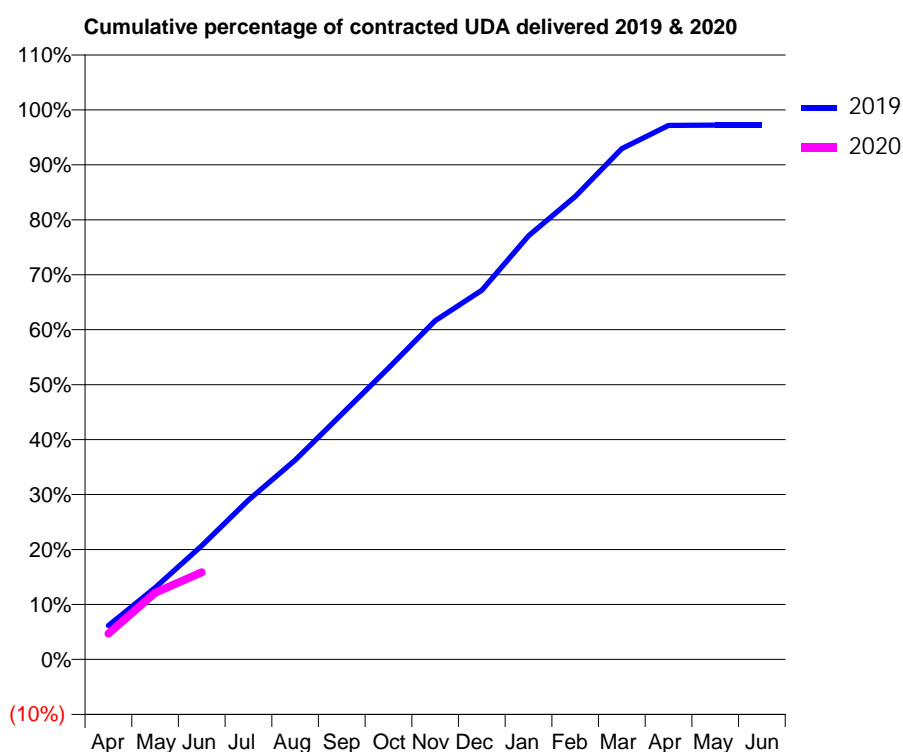
19/20 Contracted general activity (UDA)	10,500
Carry forward general activity (UDA)	0
19/20 Contracted orthodontic activity (UOA)	0
Carry forward orthodontic activity (UOA)	0
Baseline contract value	£251,611.22

ACCESS*

Patients seen in 24 months	Total	Change since previous quarter
Quarter ending June 2018	4,758	
Quarter ending September 2018	4,722	→
Quarter ending December 2018	4,763	→
Quarter ending March 2019	4,796	→
Quarter ending June 2019	4,788	→
Variance since June 2018	0.6%	→



ACTIVITY



Month	2019	2020
April	650	492
May	1,371	1,274
June	2,172	1,666
July	3,044	
August	3,808	
September	4,687	
October	5,566	
November	6,470	
December	7,051	
January	8,095	
February	8,846	
March	9,760	
April	10,203	
May	10,210	
June	10,210	

QUALITY

	Quantity	Base Number	Contract	AT	Region	England
% of FP17s for the same patient ID Re-attending within 3 months - Children	157	1,626	9.7%	8.4%	10.6%	11.4%
% of FP17s for the same patient ID Re-attending within 3 months - Adults	6	65	9.2%	12.9%	15.2%	15.4%
% of FP17s for the same patient ID Re-attending between 3 & 9 months - Children	1,178	1,626	72.4%	63.6%	62.3%	59.8%
% of FP17s for the same patient ID Re-attending between 3 & 9 months - Adults	52	65	80.0%	53.6%	53.3%	52.1%
% of FP17s for Band 1 Urgent Courses	64	1,317	4.9%	8.4%	9.7%	9.2%
% of FP17s Relating to Free Repair or Replacements	0	1,317	0.0%	0.6%	0.6%	0.7%
% of FP17s Relating to Continuations	0	1,317	0.0%	0.7%	0.8%	0.8%
% of Patients satisfied with the dentistry they have received	3	3	N/A	94.5%	93.4%	93.4%
% of Patients satisfied with the time they had to wait for an appointment	2	3	N/A	86.6%	86.8%	87.6%

* This is based on patients treated on this contract for their most recent course of treatment.

Figures in italics indicate the base number of FP17s or Patient Questionnaire responses are less than 100. N/A is shown where the base number of responses is less than 10 during the period. % is calculated as Quantity/Base number*100

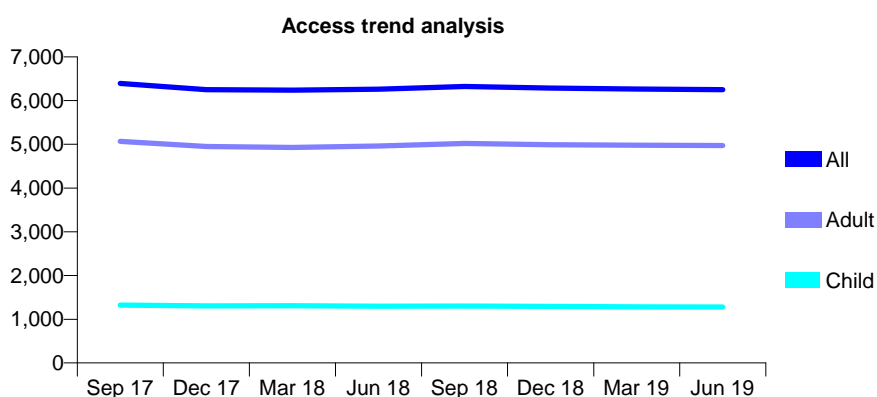
Q64 - Vital Signs At a Glance Contract Report for 198854/0001 - June 2019

Name or company name	Thomas, Huws & Associates
Contract type name	GDS Contract
Purpose of contract	General
Contract start date	01/04/2014
Contract end date	

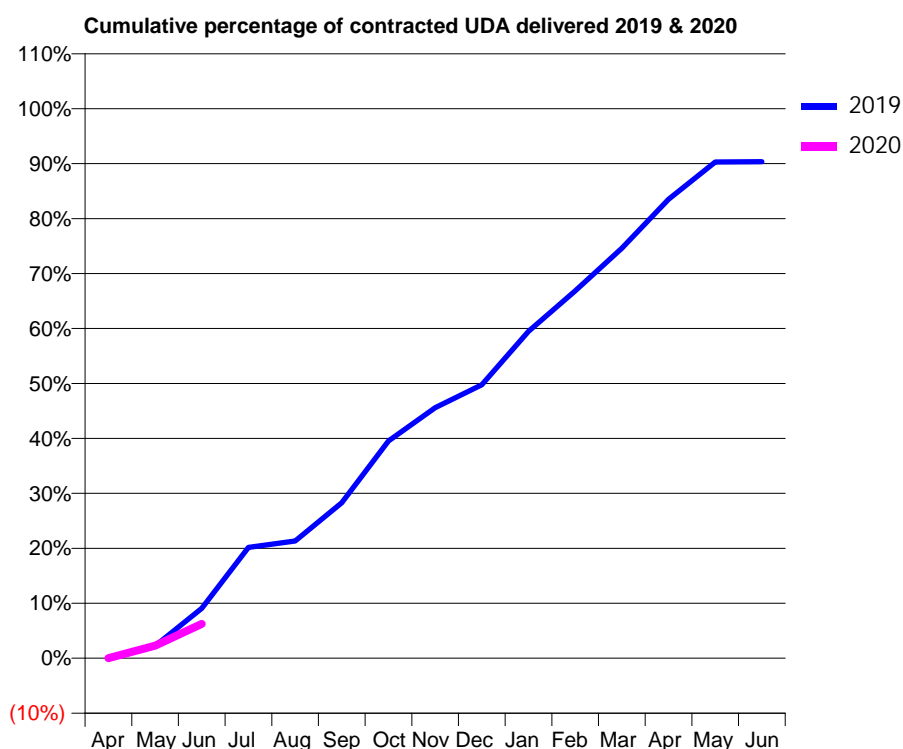
19/20 Contracted general activity (UDA)	17,471
Carry forward general activity (UDA)	0
19/20 Contracted orthodontic activity (UOA)	0
Carry forward orthodontic activity (UOA)	0
Baseline contract value	£385,143.74

ACCESS*

Patients seen in 24 months	Total	Change since previous quarter
Quarter ending June 2018	6,259	
Quarter ending September 2018	6,321	→
Quarter ending December 2018	6,287	→
Quarter ending March 2019	6,262	→
Quarter ending June 2019	6,251	→
Variance since June 2018	(0.1%)	→



ACTIVITY



Adjusted Scheduled Activity (UDA)		
Month	2019	2020
April	0	0
May	396	402
June	1,583	1,090
July	3,525	
August	3,731	
September	4,944	
October	6,910	
November	7,963	
December	8,693	
January	10,395	
February	11,679	
March	13,036	
April	14,591	
May	15,775	
June	15,785	

QUALITY

	Quantity	Base Number	Contract	AT	Region	England
% of FP17s for the same patient ID Re-attending within 3 months - Children	30	470	6.4%	8.4%	10.6%	11.4%
% of FP17s for the same patient ID Re-attending within 3 months - Adults	208	1,619	12.8%	12.9%	15.2%	15.4%
% of FP17s for the same patient ID Re-attending between 3 & 9 months - Children	253	470	53.8%	63.6%	62.3%	59.8%
% of FP17s for the same patient ID Re-attending between 3 & 9 months - Adults	869	1,619	53.7%	53.6%	53.3%	52.1%
% of FP17s for Band 1 Urgent Courses	37	710	5.2%	8.4%	9.7%	9.2%
% of FP17s Relating to Free Repair or Replacements	3	710	0.4%	0.6%	0.6%	0.7%
% of FP17s Relating to Continuations	4	710	0.6%	0.7%	0.8%	0.8%
% of Patients satisfied with the dentistry they have received	11	12	91.7%	94.5%	93.4%	93.4%
% of Patients satisfied with the time they had to wait for an appointment	10	12	83.3%	86.6%	86.8%	87.6%

* This is based on patients treated on this contract for their most recent course of treatment.

Figures in italics indicate the base number of FP17s or Patient Questionnaire responses are less than 100. N/A is shown where the base number of responses is less than 10 during the period. % is calculated as Quantity/Base number*100

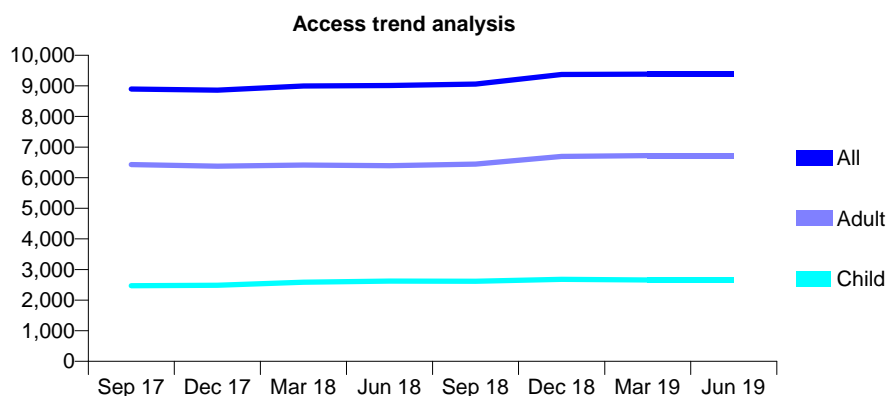
Q64 - Vital Signs At a Glance Contract Report for 199648/0001 - June 2019

Name or company name	opaleye & middlefell ltd
Contract type name	GDS Contract
Purpose of contract	General
Contract start date	06/09/2010
Contract end date	

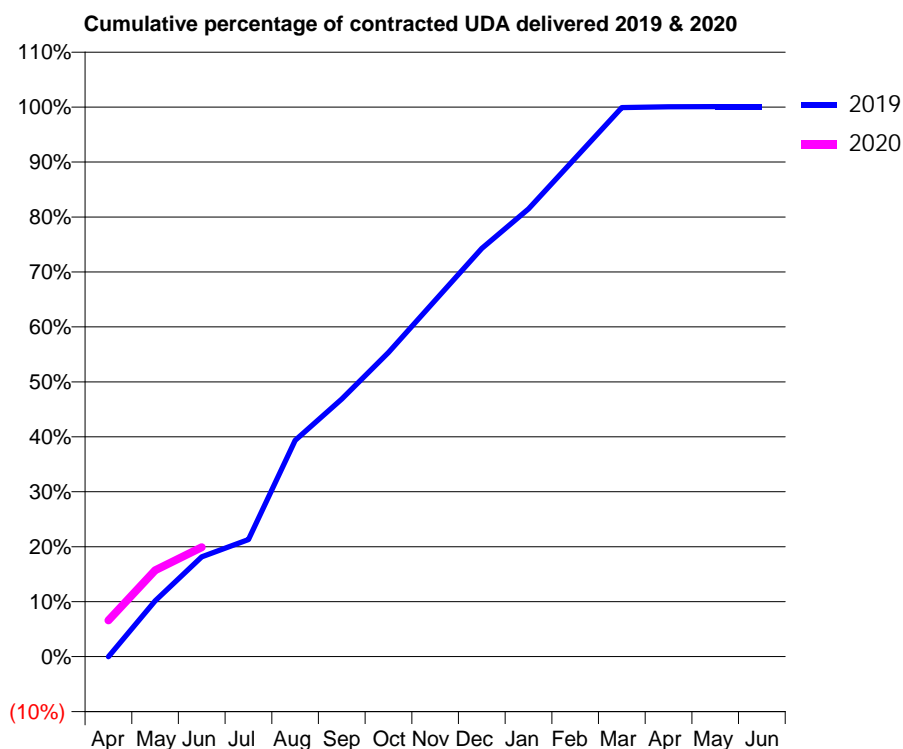
19/20 Contracted general activity (UDA)	24,000
Carry forward general activity (UDA)	0
19/20 Contracted orthodontic activity (UOA)	0
Carry forward orthodontic activity (UOA)	0
Baseline contract value	£618,316.49

ACCESS*

Patients seen in 24 months	Total	Change since previous quarter
Quarter ending June 2018	9,015	
Quarter ending September 2018	9,059	→
Quarter ending December 2018	9,376	↑
Quarter ending March 2019	9,382	→
Quarter ending June 2019	9,383	→
Variance since June 2018	4.1%	↑



ACTIVITY



Month	Adjusted Scheduled Activity (UDA)	
	2019	2020
April	-10	1,583
May	2,439	3,773
June	4,358	4,780
July	5,109	
August	9,446	
September	11,248	
October	13,279	
November	15,560	
December	17,825	
January	19,552	
February	21,767	
March	23,974	
April	24,012	
May	24,015	
June	24,015	

QUALITY

	Quantity	Base Number	Contract	AT	Region	England
% of FP17s for the same patient ID Re-attending within 3 months - Children	66	1,034	6.4%	8.4%	10.6%	11.4%
% of FP17s for the same patient ID Re-attending within 3 months - Adults	144	1,612	8.9%	12.9%	15.2%	15.4%
% of FP17s for the same patient ID Re-attending between 3 & 9 months - Children	662	1,034	64.0%	63.6%	62.3%	59.8%
% of FP17s for the same patient ID Re-attending between 3 & 9 months - Adults	888	1,612	55.1%	53.6%	53.3%	52.1%
% of FP17s for Band 1 Urgent Courses	191	2,627	7.3%	8.4%	9.7%	9.2%
% of FP17s Relating to Free Repair or Replacements	15	2,627	0.6%	0.6%	0.6%	0.7%
% of FP17s Relating to Continuations	15	2,627	0.6%	0.7%	0.8%	0.8%
% of Patients satisfied with the dentistry they have received	9	9	N/A	94.5%	93.4%	93.4%
% of Patients satisfied with the time they had to wait for an appointment	9	9	N/A	86.6%	86.8%	87.6%

* This is based on patients treated on this contract for their most recent course of treatment. Figures in italics indicate the base number of FP17s or Patient Questionnaire responses are less than 100. N/A is shown where the base number of responses is less than 10 during the period. % is calculated as Quantity/Base number*100

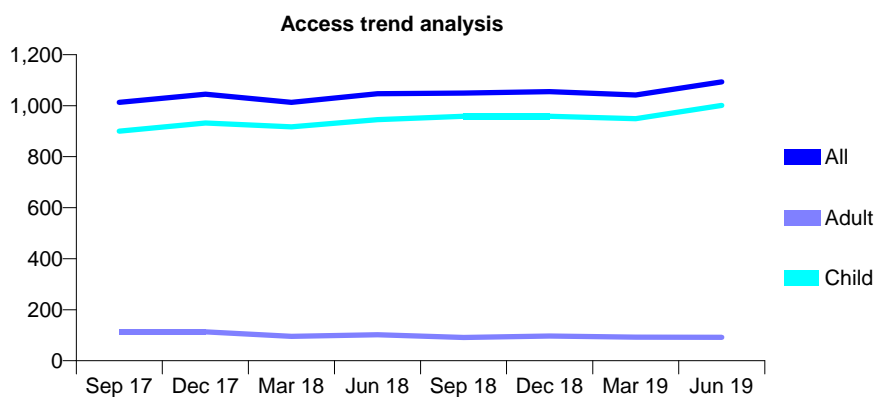
Q64 - Vital Signs At a Glance Contract Report for 233544/0001 - June 2019

Name or company name	MR D LYONS
Contract type name	GDS Contract
Purpose of contract	General and Orthodontic
Contract start date	01/03/2008
Contract end date	

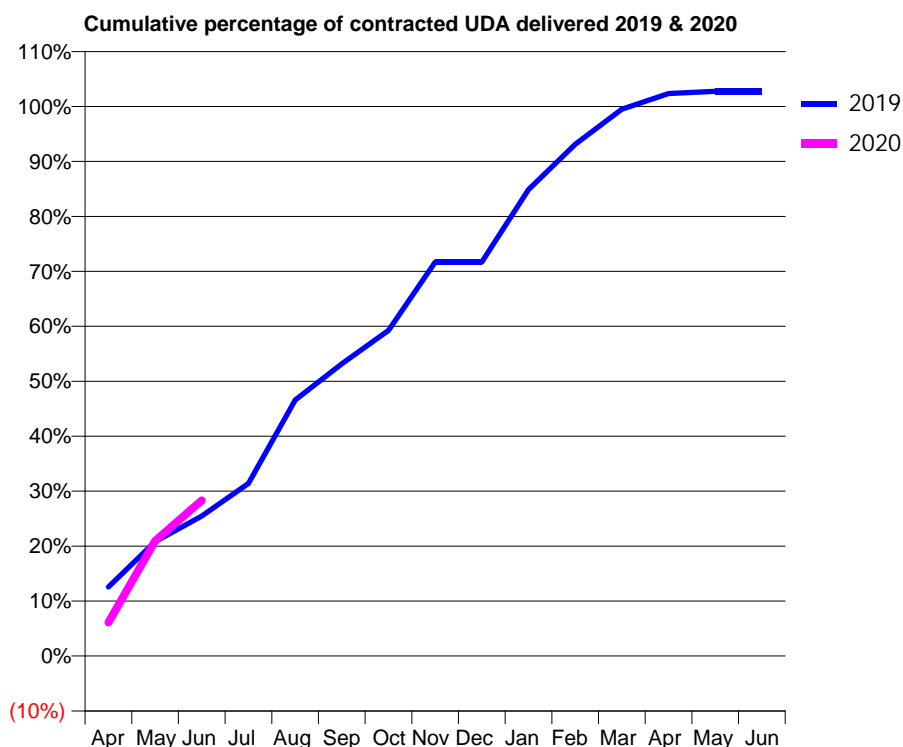
19/20 Contracted general activity (UDA)	1,909
Carry forward general activity (UDA)	0
19/20 Contracted orthodontic activity (UOA)	1,002
Carry forward orthodontic activity (UOA)	0
Baseline contract value	£116,618.87

ACCESS*

Patients seen in 24 months	Total	Change since previous quarter
Quarter ending June 2018	1,047	
Quarter ending September 2018	1,049	→
Quarter ending December 2018	1,055	→
Quarter ending March 2019	1,042	↓
Quarter ending June 2019	1,093	↑
Variance since June 2018	4.4%	↑



ACTIVITY



Month	Adjusted Scheduled Activity (UDA)	
	2019	2020
April	263	116
May	437	400
June	534	541
July	659	
August	978	
September	1,116	
October	1,244	
November	1,504	
December	1,504	
January	1,782	
February	1,955	
March	2,089	
April	2,148	
May	2,157	
June	2,157	

QUALITY

	Quantity	Base Number	Contract	AT	Region	England
% of FP17s for the same patient ID Re-attending within 3 months - Children	38	480	7.9%	8.4%	10.6%	11.4%
% of FP17s for the same patient ID Re-attending within 3 months - Adults	0	10	0.0%	12.9%	15.2%	15.4%
% of FP17s for the same patient ID Re-attending between 3 & 9 months - Children	241	480	50.2%	63.6%	62.3%	59.8%
% of FP17s for the same patient ID Re-attending between 3 & 9 months - Adults	6	10	60.0%	53.6%	53.3%	52.1%
% of FP17s for Band 1 Urgent Courses	15	399	3.8%	8.4%	9.7%	9.2%
% of FP17s Relating to Free Repair or Replacements	1	399	0.3%	0.6%	0.6%	0.7%
% of FP17s Relating to Continuations	2	399	0.5%	0.7%	0.8%	0.8%
% of Patients satisfied with the dentistry they have received	0	0	N/A	94.5%	93.4%	93.4%
% of Patients satisfied with the time they had to wait for an appointment	0	0	N/A	86.6%	86.8%	87.6%

* This is based on patients treated on this contract for their most recent course of treatment. Figures in italics indicate the base number of FP17s or Patient Questionnaire responses are less than 100. N/A is shown where the base number of responses is less than 10 during the period. % is calculated as Quantity/Base number*100

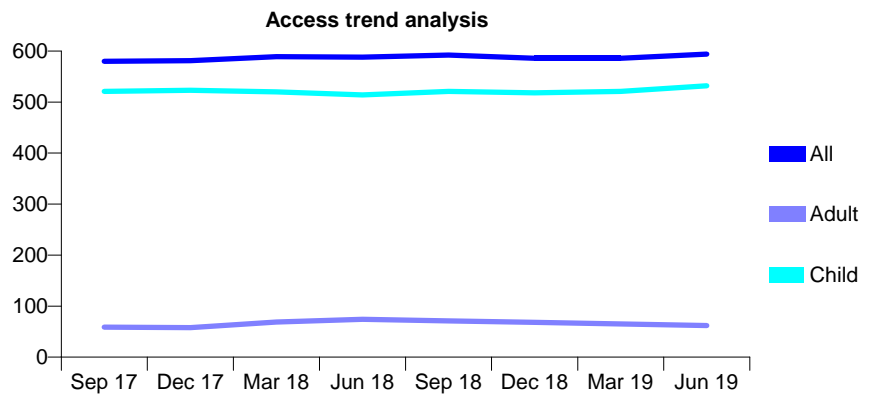
Q64 - Vital Signs At a Glance Contract Report for 235997/0001 - June 2019

Name or company name	MR MJ BASSETT-CROSS
Contract type name	GDS Contract
Purpose of contract	General and Orthodontic
Contract start date	01/04/2006
Contract end date	

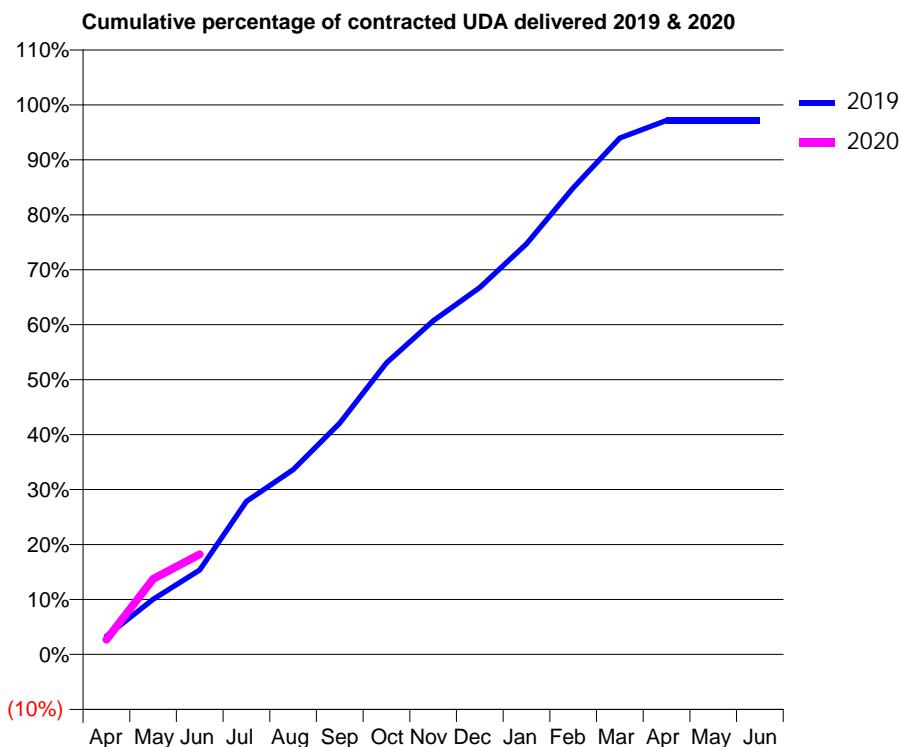
19/20 Contracted general activity (UDA)	1,350
Carry forward general activity (UDA)	0
19/20 Contracted orthodontic activity (UOA)	837
Carry forward orthodontic activity (UOA)	0
Baseline contract value	£90,441.59

ACCESS*

Patients seen in 24 months	Total	Change since previous quarter
Quarter ending June 2018	588	
Quarter ending September 2018	592	→
Quarter ending December 2018	586	↓
Quarter ending March 2019	586	→
Quarter ending June 2019	594	→
Variance since June 2018	1.0%	→



ACTIVITY



Month	2019	2020
April	45	37
May	135	186
June	208	246
July	376	
August	454	
September	568	
October	716	
November	820	
December	901	
January	1,009	
February	1,146	
March	1,268	
April	1,312	
May	1,312	
June	1,312	

QUALITY

	Quantity	Base Number	Contract	AT	Region	England
% of FP17s for the same patient ID Re-attending within 3 months - Children	13	223	5.8%	8.4%	10.6%	11.4%
% of FP17s for the same patient ID Re-attending within 3 months - Adults	0	1	0.0%	12.9%	15.2%	15.4%
% of FP17s for the same patient ID Re-attending between 3 & 9 months - Children	105	223	47.1%	63.6%	62.3%	59.8%
% of FP17s for the same patient ID Re-attending between 3 & 9 months - Adults	1	1	100.0%	53.6%	53.3%	52.1%
% of FP17s for Band 1 Urgent Courses	9	188	4.8%	8.4%	9.7%	9.2%
% of FP17s Relating to Free Repair or Replacements	0	188	0.0%	0.6%	0.6%	0.7%
% of FP17s Relating to Continuations	1	188	0.5%	0.7%	0.8%	0.8%
% of Patients satisfied with the dentistry they have received	0	0	N/A	94.5%	93.4%	93.4%
% of Patients satisfied with the time they had to wait for an appointment	0	0	N/A	86.6%	86.8%	87.6%

* This is based on patients treated on this contract for their most recent course of treatment. Figures in italics indicate the base number of FP17s or Patient Questionnaire responses are less than 100. N/A is shown where the base number of responses is less than 10 during the period. % is calculated as Quantity/Base number*100

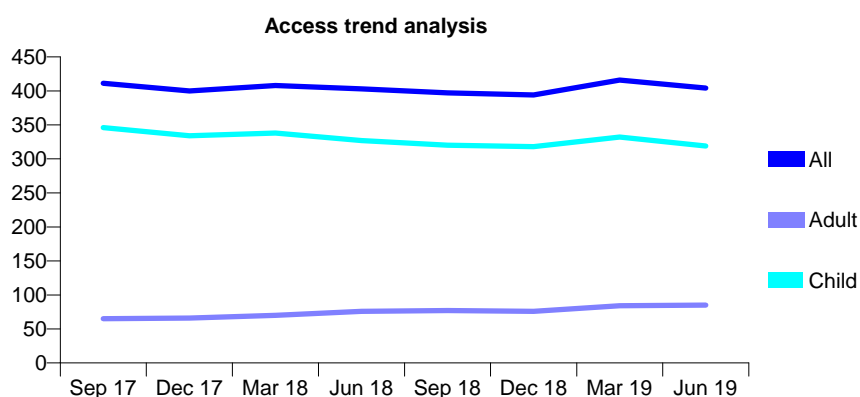
Q64 - Vital Signs At a Glance Contract Report for 237876/0001 - June 2019

Name or company name	MRS L JAMES
Contract type name	GDS Contract
Purpose of contract	General
Contract start date	01/04/2006
Contract end date	

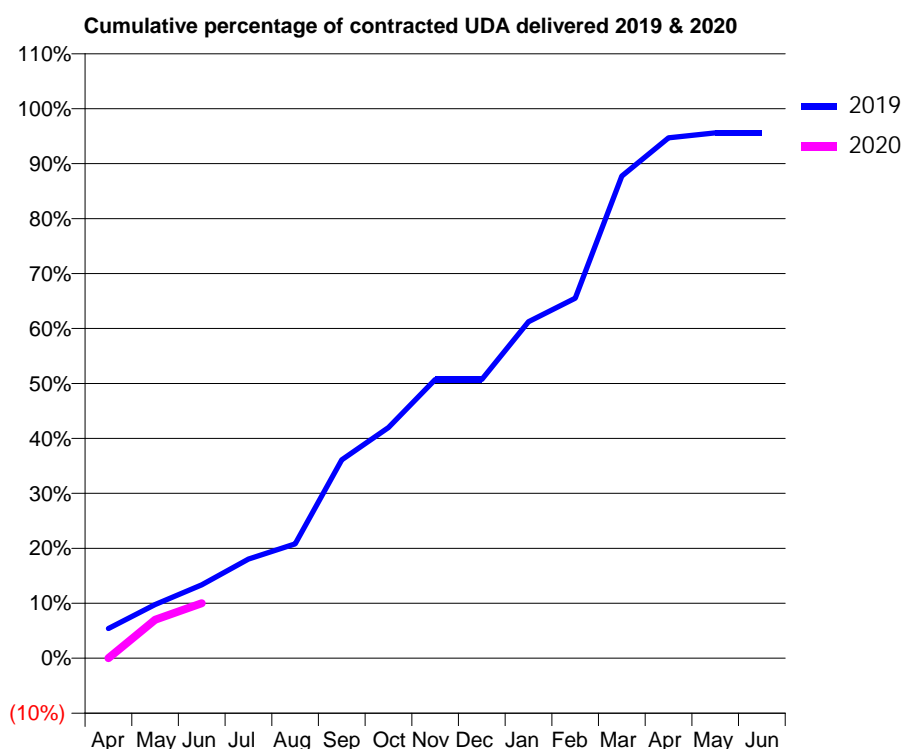
19/20 Contracted general activity (UDA)	870
Carry forward general activity (UDA)	0
19/20 Contracted orthodontic activity (UOA)	0
Carry forward orthodontic activity (UOA)	0
Baseline contract value	£21,871.86

ACCESS*

Patients seen in 24 months	Total	Change since previous quarter
Quarter ending June 2018	403	
Quarter ending September 2018	397	↓
Quarter ending December 2018	394	→
Quarter ending March 2019	416	↑
Quarter ending June 2019	404	↓
Variance since June 2018	0.2%	→



ACTIVITY



Month	2019	2020
April	47	0
May	85	61
June	116	87
July	157	
August	181	
September	314	
October	365	
November	441	
December	441	
January	533	
February	570	
March	763	
April	824	
May	832	
June	832	

QUALITY

	Quantity	Base Number	Contract	AT	Region	England
% of FP17s for the same patient ID Re-attending within 3 months - Children	5	98	5.1%	8.4%	10.6%	11.4%
% of FP17s for the same patient ID Re-attending within 3 months - Adults	0	12	0.0%	12.9%	15.2%	15.4%
% of FP17s for the same patient ID Re-attending between 3 & 9 months - Children	63	98	64.3%	63.6%	62.3%	59.8%
% of FP17s for the same patient ID Re-attending between 3 & 9 months - Adults	5	12	41.7%	53.6%	53.3%	52.1%
% of FP17s for Band 1 Urgent Courses	0	83	0.0%	8.4%	9.7%	9.2%
% of FP17s Relating to Free Repair or Replacements	0	83	0.0%	0.6%	0.6%	0.7%
% of FP17s Relating to Continuations	0	83	0.0%	0.7%	0.8%	0.8%
% of Patients satisfied with the dentistry they have received	0	0	N/A	94.5%	93.4%	93.4%
% of Patients satisfied with the time they had to wait for an appointment	0	0	N/A	86.6%	86.8%	87.6%

* This is based on patients treated on this contract for their most recent course of treatment.

Figures in italics indicate the base number of FP17s or Patient Questionnaire responses are less than 100. N/A is shown where the base number of responses is less than 10 during the period. % is calculated as Quantity/Base number*100

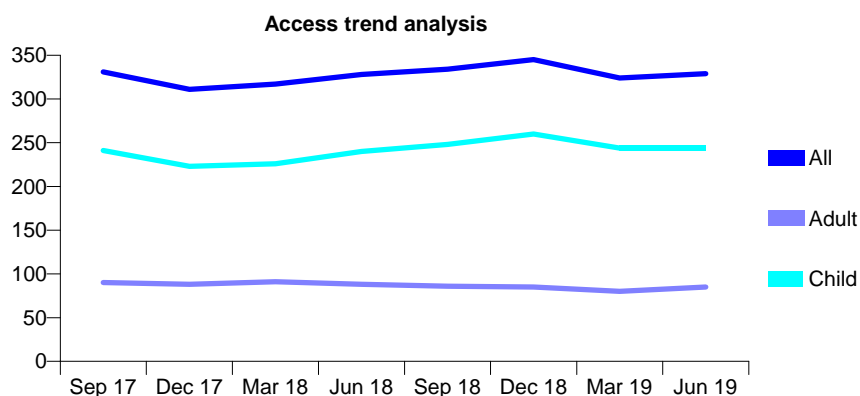
Q64 - Vital Signs At a Glance Contract Report for 246247/0001 - June 2019

Name or company name	MR JA ANDERSON
Contract type name	GDS Contract
Purpose of contract	General
Contract start date	01/04/2006
Contract end date	

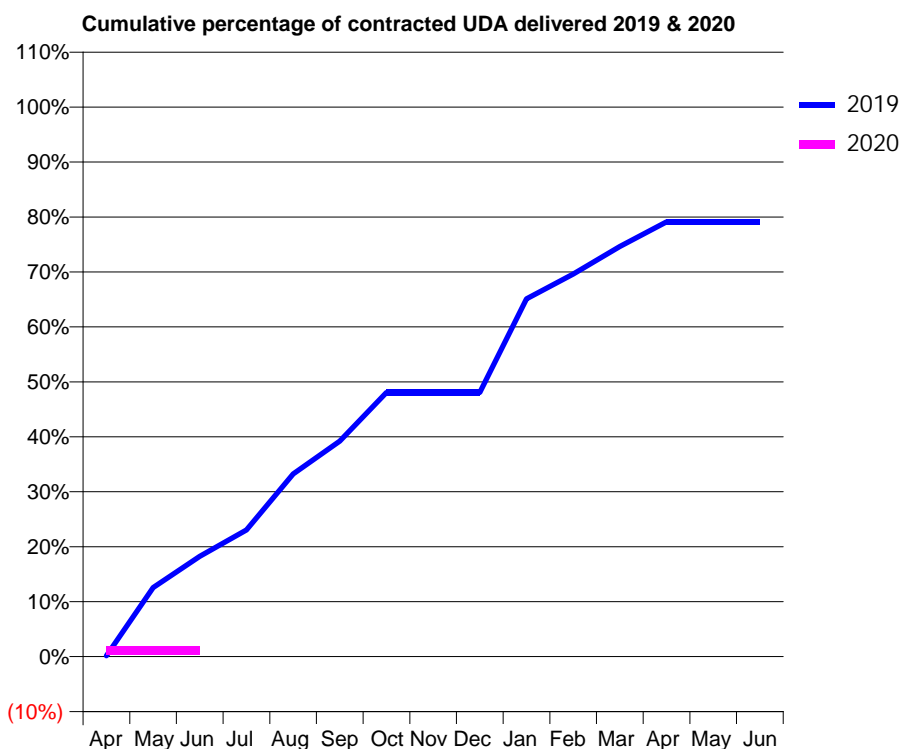
19/20 Contracted general activity (UDA)	600
Carry forward general activity (UDA)	0
19/20 Contracted orthodontic activity (UOA)	0
Carry forward orthodontic activity (UOA)	0
Baseline contract value	£14,083.85

ACCESS*

Patients seen in 24 months	Total	Change since previous quarter
Quarter ending June 2018	328	
Quarter ending September 2018	334	→
Quarter ending December 2018	345	↑
Quarter ending March 2019	324	↓
Quarter ending June 2019	329	→
Variance since June 2018	0.3%	→



ACTIVITY



Month	Adjusted Scheduled Activity (UDA)	
	2019	2020
April	1	7
May	75	7
June	109	7
July	138	
August	199	
September	235	
October	288	
November	288	
December	288	
January	391	
February	418	
March	448	
April	475	
May	475	
June	475	

QUALITY

	Quantity	Base Number	Contract	AT	Region	England
% of FP17s for the same patient ID Re-attending within 3 months - Children	0	12	0.0%	8.4%	10.6%	11.4%
% of FP17s for the same patient ID Re-attending within 3 months - Adults	0	3	0.0%	12.9%	15.2%	15.4%
% of FP17s for the same patient ID Re-attending between 3 & 9 months - Children	8	12	66.7%	63.6%	62.3%	59.8%
% of FP17s for the same patient ID Re-attending between 3 & 9 months - Adults	1	3	33.3%	53.6%	53.3%	52.1%
% of FP17s for Band 1 Urgent Courses	0	5	0.0%	8.4%	9.7%	9.2%
% of FP17s Relating to Free Repair or Replacements	0	5	0.0%	0.6%	0.6%	0.7%
% of FP17s Relating to Continuations	0	5	0.0%	0.7%	0.8%	0.8%
% of Patients satisfied with the dentistry they have received	0	0	N/A	94.5%	93.4%	93.4%
% of Patients satisfied with the time they had to wait for an appointment	0	0	N/A	86.6%	86.8%	87.6%

* This is based on patients treated on this contract for their most recent course of treatment. Figures in italics indicate the base number of FP17s or Patient Questionnaire responses are less than 100. N/A is shown where the base number of responses is less than 10 during the period. % is calculated as Quantity/Base number*100

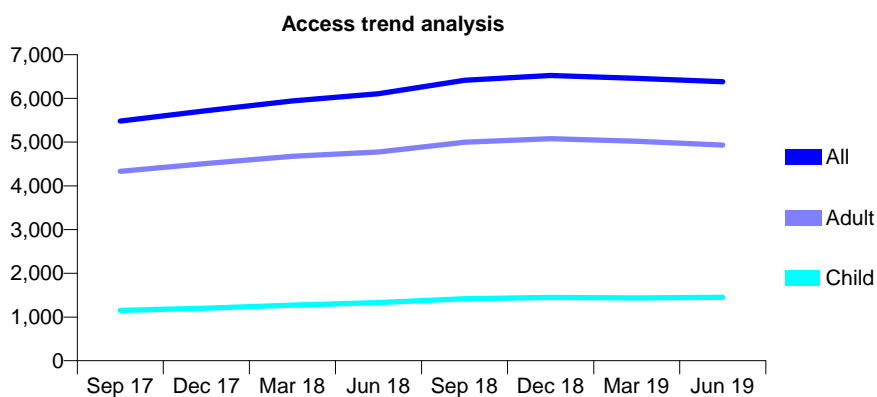
Q64 - Vital Signs At a Glance Contract Report for 258784/0001 - June 2019

Name or company name	MR SS SANGHERA
Contract type name	GDS Contract
Purpose of contract	General
Contract start date	01/12/2007
Contract end date	

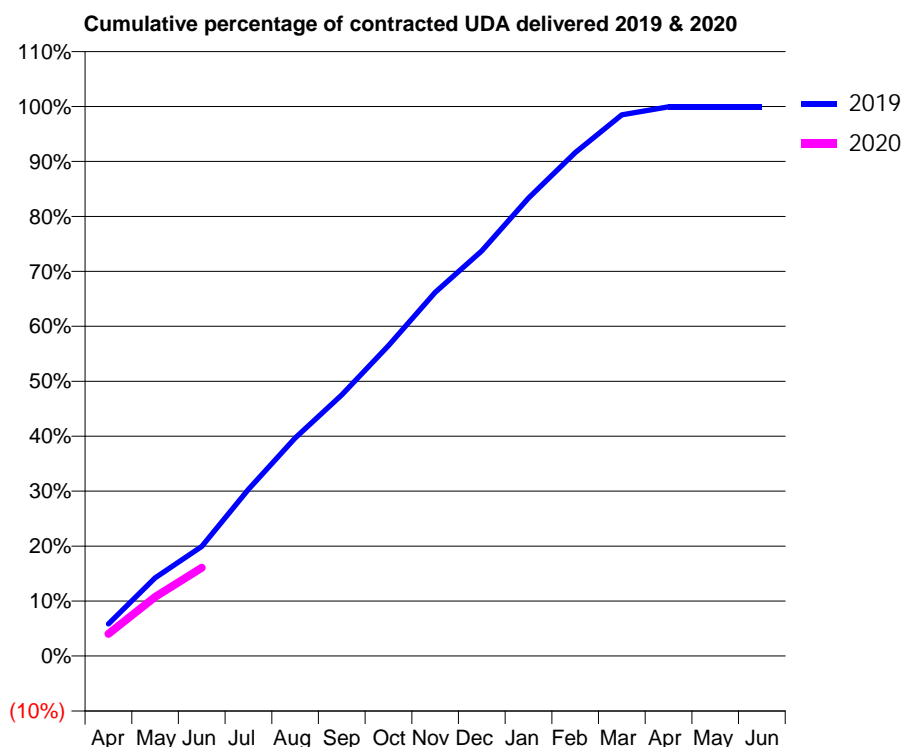
19/20 Contracted general activity (UDA)	17,500
Carry forward general activity (UDA)	0
19/20 Contracted orthodontic activity (UOA)	0
Carry forward orthodontic activity (UOA)	0
Baseline contract value	£433,201.62

ACCESS*

Patients seen in 24 months	Total	Change since previous quarter
Quarter ending June 2018	6,108	
Quarter ending September 2018	6,413	↑
Quarter ending December 2018	6,526	→
Quarter ending March 2019	6,458	↓
Quarter ending June 2019	6,382	↓
Variance since June 2018	4.5%	↑



ACTIVITY



Month	Adjusted Scheduled Activity (UDA)	
	2019	2020
April	1,022	706
May	2,489	1,883
June	3,488	2,811
July	5,312	
August	6,945	
September	8,315	
October	9,884	
November	11,585	
December	12,898	
January	14,587	
February	16,028	
March	17,237	
April	17,486	
May	17,485	
June	17,485	

QUALITY

	Quantity	Base Number	Contract	AT	Region	England
% of FP17s for the same patient ID Re-attending within 3 months - Children	22	514	4.3%	8.4%	10.6%	11.4%
% of FP17s for the same patient ID Re-attending within 3 months - Adults	132	1,364	9.7%	12.9%	15.2%	15.4%
% of FP17s for the same patient ID Re-attending between 3 & 9 months - Children	352	514	68.5%	63.6%	62.3%	59.8%
% of FP17s for the same patient ID Re-attending between 3 & 9 months - Adults	924	1,364	67.7%	53.6%	53.3%	52.1%
% of FP17s for Band 1 Urgent Courses	101	1,720	5.9%	8.4%	9.7%	9.2%
% of FP17s Relating to Free Repair or Replacements	2	1,720	0.1%	0.6%	0.6%	0.7%
% of FP17s Relating to Continuations	13	1,720	0.8%	0.7%	0.8%	0.8%
% of Patients satisfied with the dentistry they have received	6	6	N/A	94.5%	93.4%	93.4%
% of Patients satisfied with the time they had to wait for an appointment	5	6	N/A	86.6%	86.8%	87.6%

* This is based on patients treated on this contract for their most recent course of treatment. Figures in italics indicate the base number of FP17s or Patient Questionnaire responses are less than 100. N/A is shown where the base number of responses is less than 10 during the period. % is calculated as Quantity/Base number*100

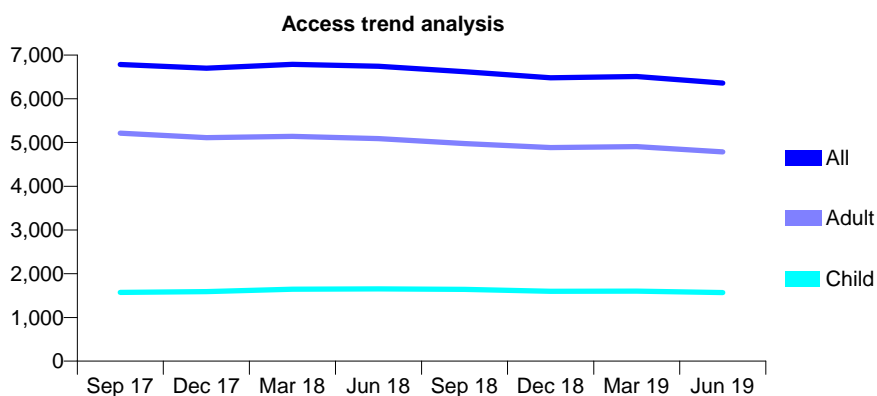
Q64 - Vital Signs At a Glance Contract Report for 270563/0003 - June 2019

Name or company name	MR RS DHARWAR
Contract type name	GDS Contract
Purpose of contract	General and Orthodontic
Contract start date	01/02/2014
Contract end date	

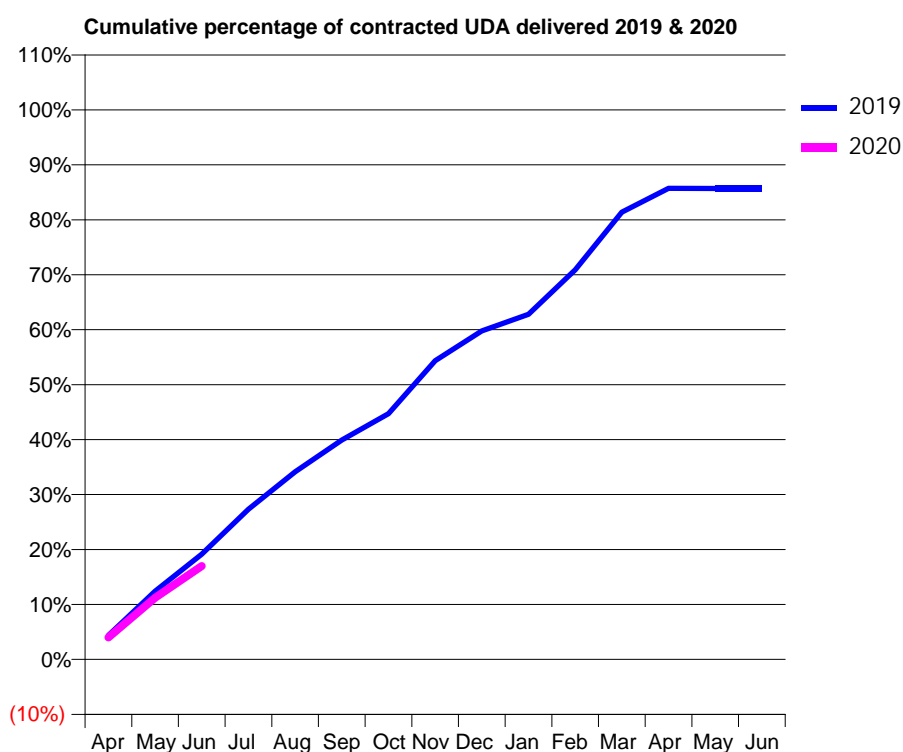
19/20 Contracted general activity (UDA)	19,451
Carry forward general activity (UDA)	0
19/20 Contracted orthodontic activity (UOA)	1,502
Carry forward orthodontic activity (UOA)	0
Baseline contract value	£583,840.78

ACCESS*

Patients seen in 24 months	Total	Change since previous quarter
Quarter ending June 2018	6,742	
Quarter ending September 2018	6,621	↓
Quarter ending December 2018	6,481	↓
Quarter ending March 2019	6,509	→
Quarter ending June 2019	6,357	↓
Variance since June 2018	(5.7%)	↓



ACTIVITY



Month	Adjusted Scheduled Activity (UDA)	
	2019	2020
April	851	779
May	2,418	2,185
June	3,729	3,307
July	5,319	
August	6,644	
September	7,761	
October	8,698	
November	10,576	
December	11,629	
January	12,219	
February	13,792	
March	15,829	
April	16,672	
May	16,669	
June	16,671	

QUALITY

	Quantity	Base Number	Contract	AT	Region	England
% of FP17s for the same patient ID Re-attending within 3 months - Children	38	460	8.3%	8.4%	10.6%	11.4%
% of FP17s for the same patient ID Re-attending within 3 months - Adults	129	1,391	9.3%	12.9%	15.2%	15.4%
% of FP17s for the same patient ID Re-attending between 3 & 9 months - Children	265	460	57.6%	63.6%	62.3%	59.8%
% of FP17s for the same patient ID Re-attending between 3 & 9 months - Adults	885	1,391	63.6%	53.6%	53.3%	52.1%
% of FP17s for Band 1 Urgent Courses	100	1,463	6.8%	8.4%	9.7%	9.2%
% of FP17s Relating to Free Repair or Replacements	2	1,463	0.1%	0.6%	0.6%	0.7%
% of FP17s Relating to Continuations	3	1,463	0.2%	0.7%	0.8%	0.8%
% of Patients satisfied with the dentistry they have received	3	3	N/A	94.5%	93.4%	93.4%
% of Patients satisfied with the time they had to wait for an appointment	3	3	N/A	86.6%	86.8%	87.6%

* This is based on patients treated on this contract for their most recent course of treatment. Figures in italics indicate the base number of FP17s or Patient Questionnaire responses are less than 100. N/A is shown where the base number of responses is less than 10 during the period. % is calculated as Quantity/Base number*100

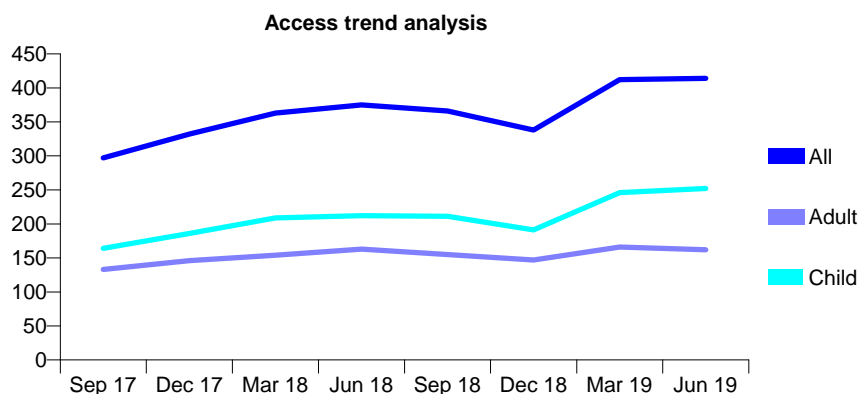
Q64 - Vital Signs At a Glance Contract Report for 272760/0001 - June 2019

Name or company name	MR BY CHAN
Contract type name	GDS Contract
Purpose of contract	General
Contract start date	16/12/2010
Contract end date	

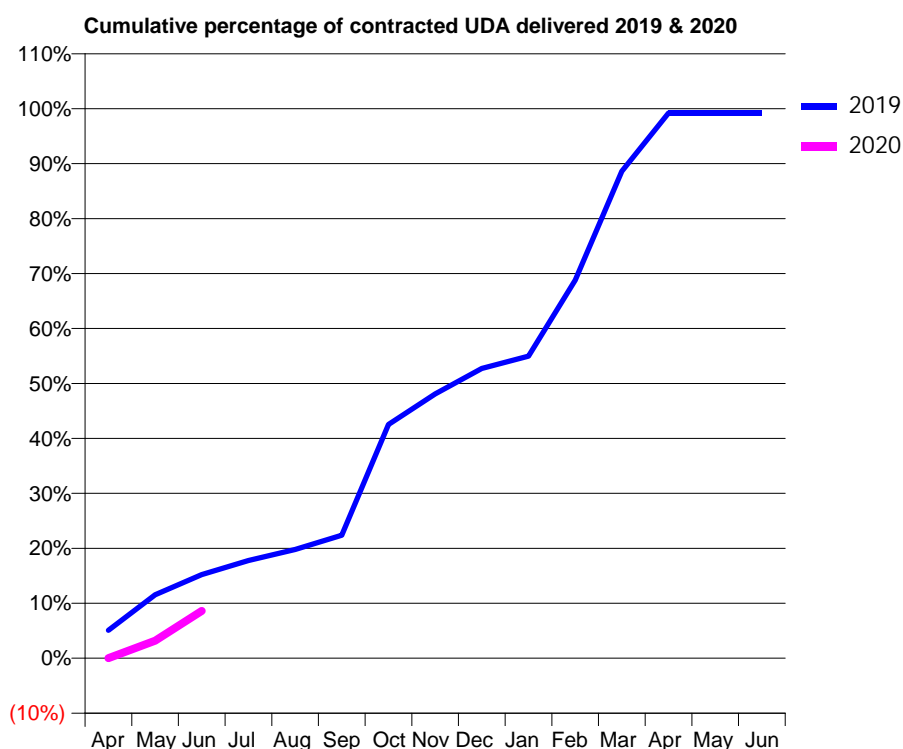
19/20 Contracted general activity (UDA)	850
Carry forward general activity (UDA)	0
19/20 Contracted orthodontic activity (UOA)	0
Carry forward orthodontic activity (UOA)	0
Baseline contract value	£18,201.91

ACCESS*

Patients seen in 24 months	Total	Change since previous quarter
Quarter ending June 2018	375	
Quarter ending September 2018	366	↓
Quarter ending December 2018	338	↓
Quarter ending March 2019	412	↑
Quarter ending June 2019	414	→
Variance since June 2018	10.4%	↑



ACTIVITY



Month	2019	2020
April	43	0
May	98	27
June	129	73
July	151	
August	168	
September	190	
October	361	
November	409	
December	448	
January	467	
February	585	
March	753	
April	843	
May	843	
June	843	

QUALITY

	Quantity	Base Number	Contract	AT	Region	England
% of FP17s for the same patient ID Re-attending within 3 months - Children	0	74	0.0%	8.4%	10.6%	11.4%
% of FP17s for the same patient ID Re-attending within 3 months - Adults	3	34	8.8%	12.9%	15.2%	15.4%
% of FP17s for the same patient ID Re-attending between 3 & 9 months - Children	19	74	25.7%	63.6%	62.3%	59.8%
% of FP17s for the same patient ID Re-attending between 3 & 9 months - Adults	7	34	20.6%	53.6%	53.3%	52.1%
% of FP17s for Band 1 Urgent Courses	1	44	2.3%	8.4%	9.7%	9.2%
% of FP17s Relating to Free Repair or Replacements	0	44	0.0%	0.6%	0.6%	0.7%
% of FP17s Relating to Continuations	0	44	0.0%	0.7%	0.8%	0.8%
% of Patients satisfied with the dentistry they have received	6	6	N/A	94.5%	93.4%	93.4%
% of Patients satisfied with the time they had to wait for an appointment	6	6	N/A	86.6%	86.8%	87.6%

* This is based on patients treated on this contract for their most recent course of treatment. Figures in italics indicate the base number of FP17s or Patient Questionnaire responses are less than 100. N/A is shown where the base number of responses is less than 10 during the period. % is calculated as Quantity/Base number*100

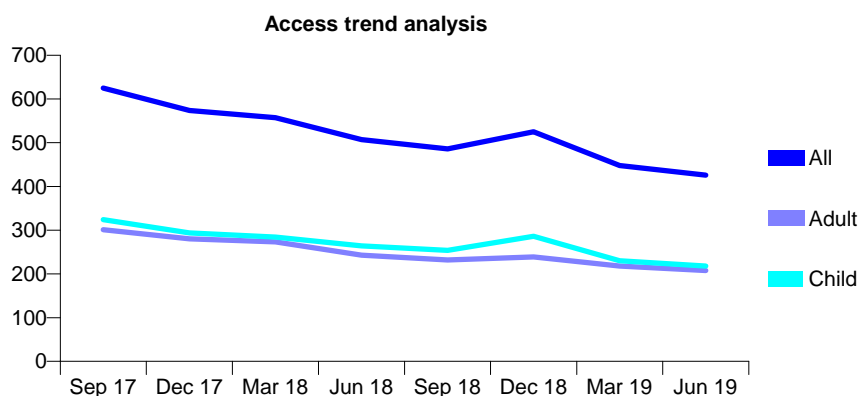
Q64 - Vital Signs At a Glance Contract Report for 272760/0002 - June 2019

Name or company name	MR BY CHAN
Contract type name	GDS Contract
Purpose of contract	General
Contract start date	16/12/2010
Contract end date	

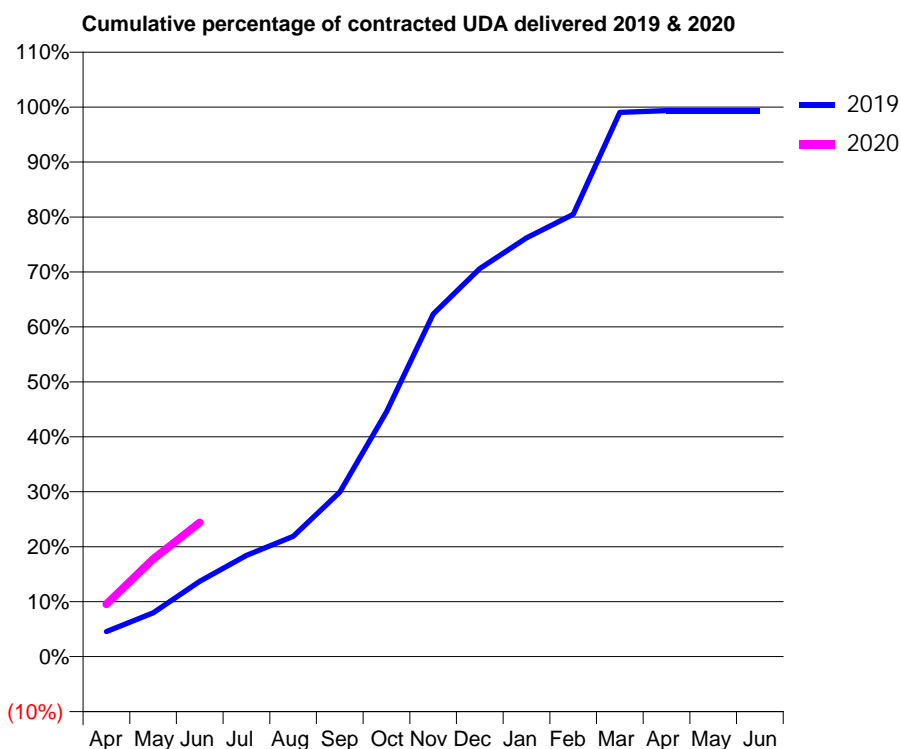
19/20 Contracted general activity (UDA)	1,300
Carry forward general activity (UDA)	0
19/20 Contracted orthodontic activity (UOA)	0
Carry forward orthodontic activity (UOA)	0
Baseline contract value	£32,108.80

ACCESS*

Patients seen in 24 months	Total	Change since previous quarter
Quarter ending June 2018	507	
Quarter ending September 2018	486	↓
Quarter ending December 2018	525	↑
Quarter ending March 2019	448	↓
Quarter ending June 2019	426	↓
Variance since June 2018	(16.0%)	↓



ACTIVITY



Month	Adjusted Scheduled Activity (UDA)	
	2019	2020
April	59	124
May	104	231
June	178	317
July	240	
August	285	
September	389	
October	579	
November	810	
December	918	
January	990	
February	1,046	
March	1,287	
April	1,291	
May	1,291	
June	1,291	

QUALITY

	Quantity	Base Number	Contract	AT	Region	England
% of FP17s for the same patient ID Re-attending within 3 months - Children	6	66	9.1%	8.4%	10.6%	11.4%
% of FP17s for the same patient ID Re-attending within 3 months - Adults	6	43	14.0%	12.9%	15.2%	15.4%
% of FP17s for the same patient ID Re-attending between 3 & 9 months - Children	33	66	50.0%	63.6%	62.3%	59.8%
% of FP17s for the same patient ID Re-attending between 3 & 9 months - Adults	17	43	39.5%	53.6%	53.3%	52.1%
% of FP17s for Band 1 Urgent Courses	11	105	10.5%	8.4%	9.7%	9.2%
% of FP17s Relating to Free Repair or Replacements	0	105	0.0%	0.6%	0.6%	0.7%
% of FP17s Relating to Continuations	0	105	0.0%	0.7%	0.8%	0.8%
% of Patients satisfied with the dentistry they have received	2	2	N/A	94.5%	93.4%	93.4%
% of Patients satisfied with the time they had to wait for an appointment	1	2	N/A	86.6%	86.8%	87.6%

* This is based on patients treated on this contract for their most recent course of treatment. Figures in italics indicate the base number of FP17s or Patient Questionnaire responses are less than 100. N/A is shown where the base number of responses is less than 10 during the period. % is calculated as Quantity/Base number*100

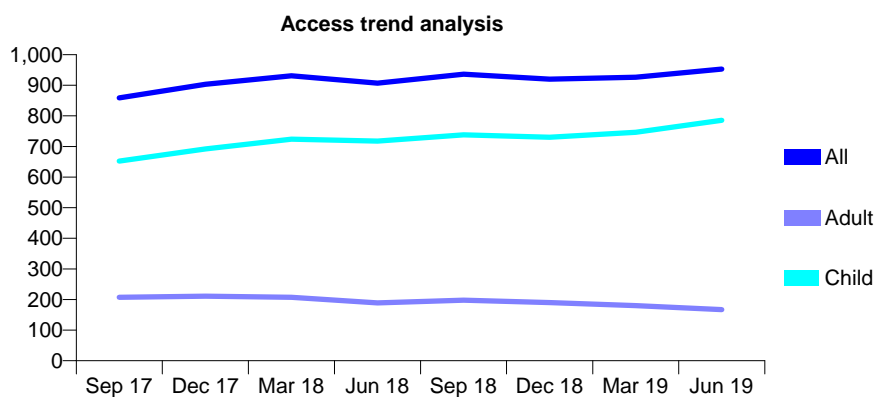
Q64 - Vital Signs At a Glance Contract Report for 272795/0001 - June 2019

Name or company name	MR MF ISAACS
Contract type name	GDS Contract
Purpose of contract	General
Contract start date	07/02/2007
Contract end date	

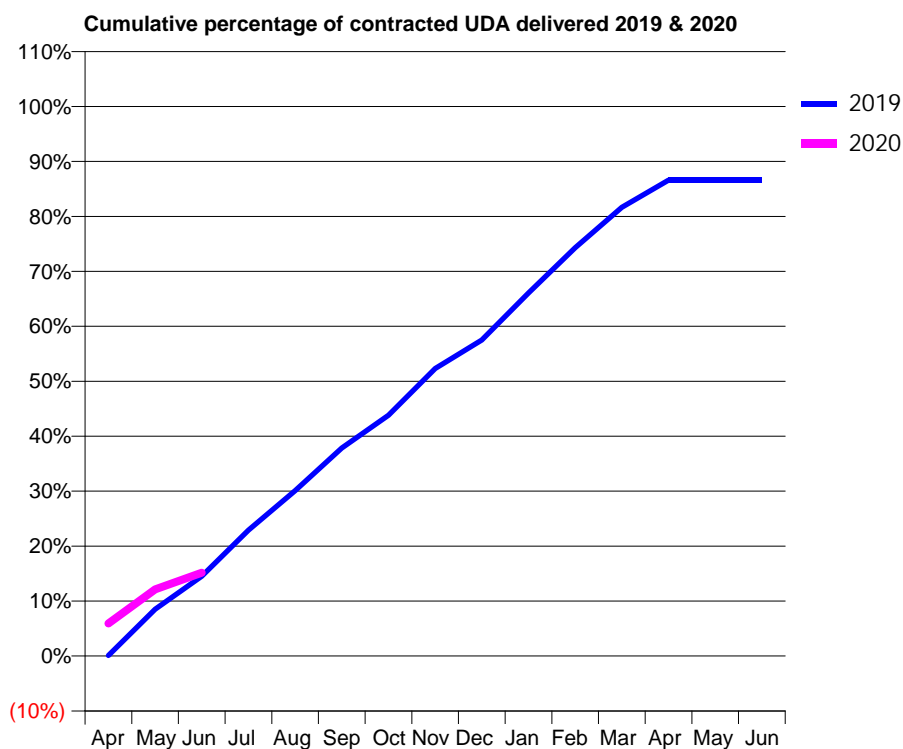
19/20 Contracted general activity (UDA)	2,000
Carry forward general activity (UDA)	0
19/20 Contracted orthodontic activity (UOA)	0
Carry forward orthodontic activity (UOA)	0
Baseline contract value	£40,751.62

ACCESS*

Patients seen in 24 months	Total	Change since previous quarter
Quarter ending June 2018	907	
Quarter ending September 2018	936	↑
Quarter ending December 2018	920	↓
Quarter ending March 2019	926	→
Quarter ending June 2019	953	↑
Variance since June 2018	5.1%	↑



ACTIVITY



Month	Adjusted Scheduled Activity (UDA)	
	2019	2020
April	2	119
May	171	243
June	291	303
July	458	
August	602	
September	757	
October	876	
November	1,047	
December	1,150	
January	1,321	
February	1,486	
March	1,633	
April	1,732	
May	1,732	
June	1,732	

QUALITY

	Quantity	Base Number	Contract	AT	Region	England
% of FP17s for the same patient ID Re-attending within 3 months - Children	17	243	7.0%	8.4%	10.6%	11.4%
% of FP17s for the same patient ID Re-attending within 3 months - Adults	6	38	15.8%	12.9%	15.2%	15.4%
% of FP17s for the same patient ID Re-attending between 3 & 9 months - Children	111	243	45.7%	63.6%	62.3%	59.8%
% of FP17s for the same patient ID Re-attending between 3 & 9 months - Adults	19	38	50.0%	53.6%	53.3%	52.1%
% of FP17s for Band 1 Urgent Courses	16	226	7.1%	8.4%	9.7%	9.2%
% of FP17s Relating to Free Repair or Replacements	0	226	0.0%	0.6%	0.6%	0.7%
% of FP17s Relating to Continuations	6	226	2.7%	0.7%	0.8%	0.8%
% of Patients satisfied with the dentistry they have received	1	1	N/A	94.5%	93.4%	93.4%
% of Patients satisfied with the time they had to wait for an appointment	1	1	N/A	86.6%	86.8%	87.6%

* This is based on patients treated on this contract for their most recent course of treatment. Figures in italics indicate the base number of FP17s or Patient Questionnaire responses are less than 100. N/A is shown where the base number of responses is less than 10 during the period. % is calculated as Quantity/Base number*100

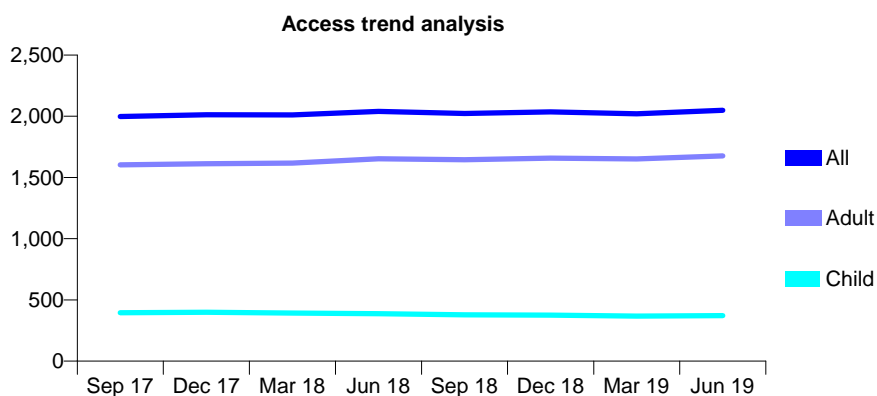
Q64 - Vital Signs At a Glance Contract Report for 303828/0001 - June 2019

Name or company name	MR J ROBSON
Contract type name	GDS Contract
Purpose of contract	General
Contract start date	01/04/2006
Contract end date	

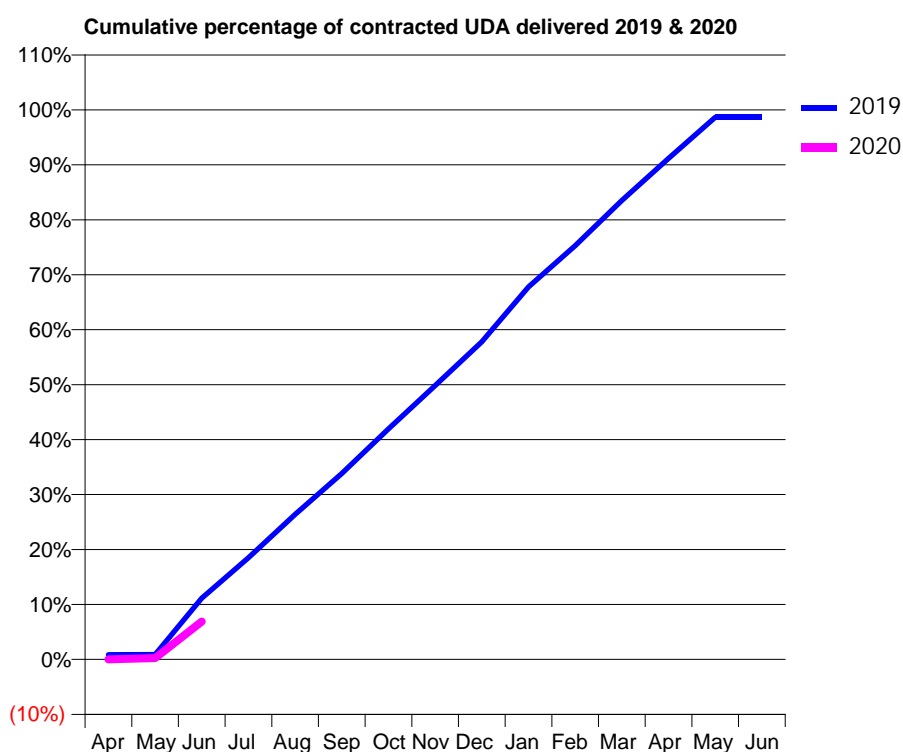
19/20 Contracted general activity (UDA)	6,039
Carry forward general activity (UDA)	0
19/20 Contracted orthodontic activity (UOA)	0
Carry forward orthodontic activity (UOA)	0
Baseline contract value	£171,820.81

ACCESS*

Patients seen in 24 months	Total	Change since previous quarter
Quarter ending June 2018	2,040	
Quarter ending September 2018	2,023	→
Quarter ending December 2018	2,035	→
Quarter ending March 2019	2,020	→
Quarter ending June 2019	2,048	→
Variance since June 2018	0.4%	→



ACTIVITY



Month	Adjusted Scheduled Activity (UDA)	
	2019	2020
April	52	0
May	54	15
June	674	418
July	1,117	
August	1,595	
September	2,044	
October	2,534	
November	3,011	
December	3,490	
January	4,094	
February	4,546	
March	5,043	
April	5,505	
May	5,958	
June	5,958	

QUALITY

	Quantity	Base Number	Contract	AT	Region	England
% of FP17s for the same patient ID Re-attending within 3 months - Children	8	175	4.6%	8.4%	10.6%	11.4%
% of FP17s for the same patient ID Re-attending within 3 months - Adults	78	633	12.3%	12.9%	15.2%	15.4%
% of FP17s for the same patient ID Re-attending between 3 & 9 months - Children	120	175	68.6%	63.6%	62.3%	59.8%
% of FP17s for the same patient ID Re-attending between 3 & 9 months - Adults	405	633	64.0%	53.6%	53.3%	52.1%
% of FP17s for Band 1 Urgent Courses	13	281	4.6%	8.4%	9.7%	9.2%
% of FP17s Relating to Free Repair or Replacements	6	281	2.1%	0.6%	0.6%	0.7%
% of FP17s Relating to Continuations	5	281	1.8%	0.7%	0.8%	0.8%
% of Patients satisfied with the dentistry they have received	3	3	N/A	94.5%	93.4%	93.4%
% of Patients satisfied with the time they had to wait for an appointment	3	3	N/A	86.6%	86.8%	87.6%

* This is based on patients treated on this contract for their most recent course of treatment. Figures in italics indicate the base number of FP17s or Patient Questionnaire responses are less than 100. N/A is shown where the base number of responses is less than 10 during the period. % is calculated as Quantity/Base number*100

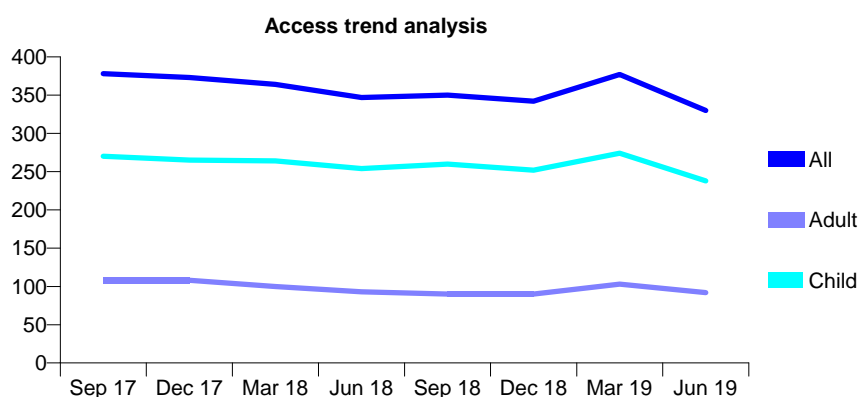
Q64 - Vital Signs At a Glance Contract Report for 308951/0001 - June 2019

Name or company name	Lovat House Dental Surgery
Contract type name	GDS Contract
Purpose of contract	General
Contract start date	01/04/2006
Contract end date	

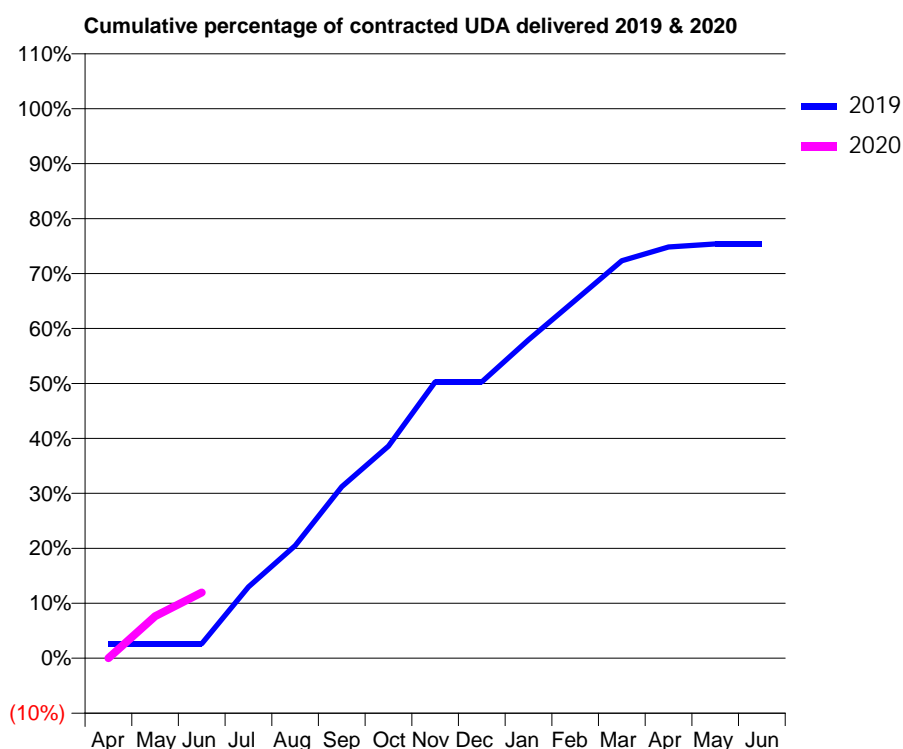
19/20 Contracted general activity (UDA)	723
Carry forward general activity (UDA)	0
19/20 Contracted orthodontic activity (UOA)	0
Carry forward orthodontic activity (UOA)	0
Baseline contract value	£15,802.97

ACCESS*

Patients seen in 24 months	Total	Change since previous quarter
Quarter ending June 2018	347	
Quarter ending September 2018	350	→
Quarter ending December 2018	342	↓
Quarter ending March 2019	377	↑
Quarter ending June 2019	330	↓
Variance since June 2018	(4.9%)	↓



ACTIVITY



Month	2019	2020
April	19	0
May	19	55
June	19	86
July	94	
August	148	
September	226	
October	279	
November	364	
December	364	
January	419	
February	471	
March	523	
April	541	
May	545	
June	545	

QUALITY

	Quantity	Base Number	Contract	AT	Region	England
% of FP17s for the same patient ID Re-attending within 3 months - Children	2	50	4.0%	8.4%	10.6%	11.4%
% of FP17s for the same patient ID Re-attending within 3 months - Adults	0	9	0.0%	12.9%	15.2%	15.4%
% of FP17s for the same patient ID Re-attending between 3 & 9 months - Children	25	50	50.0%	63.6%	62.3%	59.8%
% of FP17s for the same patient ID Re-attending between 3 & 9 months - Adults	5	9	55.6%	53.6%	53.3%	52.1%
% of FP17s for Band 1 Urgent Courses	2	41	4.9%	8.4%	9.7%	9.2%
% of FP17s Relating to Free Repair or Replacements	0	41	0.0%	0.6%	0.6%	0.7%
% of FP17s Relating to Continuations	0	41	0.0%	0.7%	0.8%	0.8%
% of Patients satisfied with the dentistry they have received	2	2	N/A	94.5%	93.4%	93.4%
% of Patients satisfied with the time they had to wait for an appointment	2	2	N/A	86.6%	86.8%	87.6%

* This is based on patients treated on this contract for their most recent course of treatment.

Figures in italics indicate the base number of FP17s or Patient Questionnaire responses are less than 100. N/A is shown where the base number of responses is less than 10 during the period. % is calculated as Quantity/Base number*100

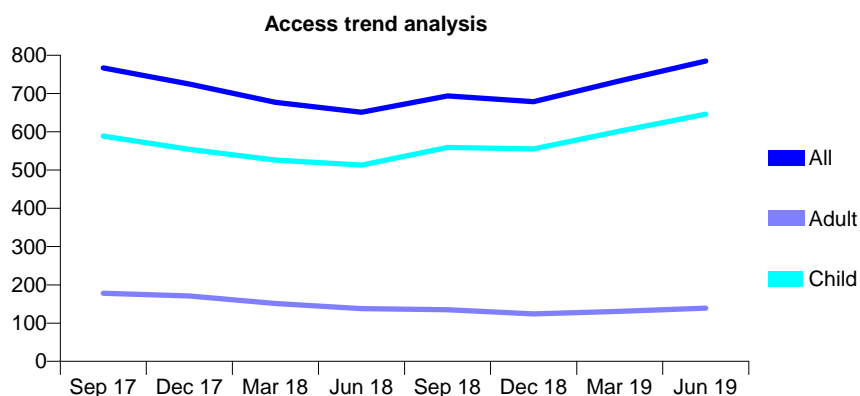
Q64 - Vital Signs At a Glance Contract Report for 320072/0001 - June 2019

Name or company name	Larkhall Dental Rooms
Contract type name	GDS Contract
Purpose of contract	General
Contract start date	01/04/2006
Contract end date	

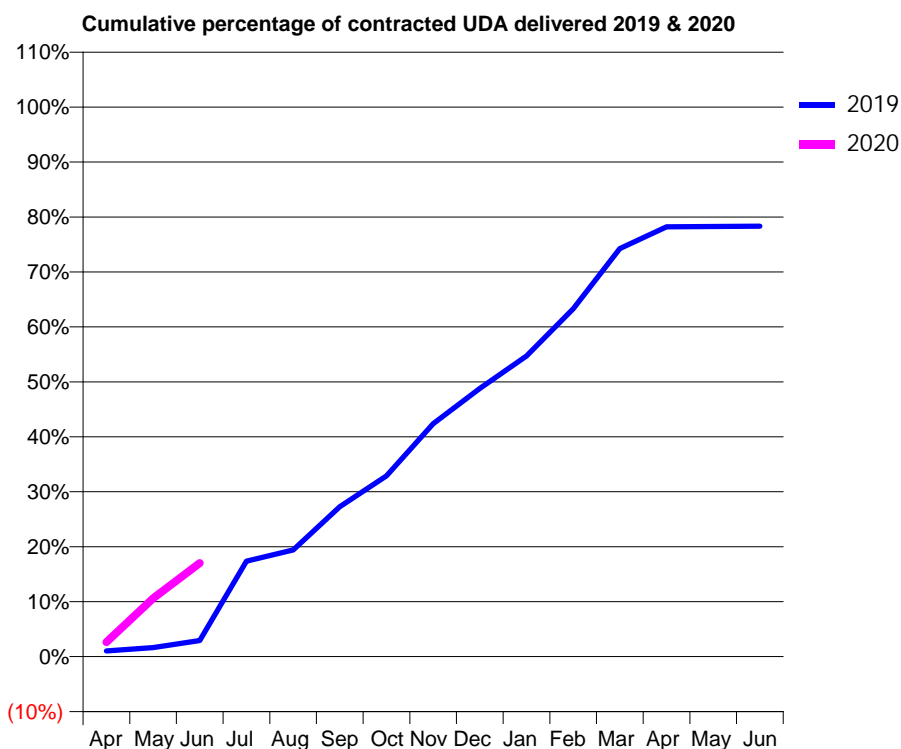
19/20 Contracted general activity (UDA)	2,630
Carry forward general activity (UDA)	0
19/20 Contracted orthodontic activity (UOA)	0
Carry forward orthodontic activity (UOA)	0
Baseline contract value	£86,323.72

ACCESS*

Patients seen in 24 months	Total	Change since previous quarter
Quarter ending June 2018	651	
Quarter ending September 2018	694	↑
Quarter ending December 2018	679	↓
Quarter ending March 2019	733	↑
Quarter ending June 2019	785	↑
Variance since June 2018	20.6%	↑



ACTIVITY



Month	Adjusted Scheduled Activity (UDA)	
	2019	2020
April	27	69
May	43	279
June	77	448
July	456	
August	510	
September	718	
October	865	
November	1,115	
December	1,283	
January	1,439	
February	1,665	
March	1,953	
April	2,057	
May	2,059	
June	2,060	

QUALITY

	Quantity	Base Number	Contract	AT	Region	England
% of FP17s for the same patient ID Re-attending within 3 months - Children	15	256	5.9%	8.4%	10.6%	11.4%
% of FP17s for the same patient ID Re-attending within 3 months - Adults	9	50	18.0%	12.9%	15.2%	15.4%
% of FP17s for the same patient ID Re-attending between 3 & 9 months - Children	139	256	54.3%	63.6%	62.3%	59.8%
% of FP17s for the same patient ID Re-attending between 3 & 9 months - Adults	21	50	42.0%	53.6%	53.3%	52.1%
% of FP17s for Band 1 Urgent Courses	14	263	5.3%	8.4%	9.7%	9.2%
% of FP17s Relating to Free Repair or Replacements	1	263	0.4%	0.6%	0.6%	0.7%
% of FP17s Relating to Continuations	0	263	0.0%	0.7%	0.8%	0.8%
% of Patients satisfied with the dentistry they have received	0	0	N/A	94.5%	93.4%	93.4%
% of Patients satisfied with the time they had to wait for an appointment	0	0	N/A	86.6%	86.8%	87.6%

* This is based on patients treated on this contract for their most recent course of treatment. Figures in italics indicate the base number of FP17s or Patient Questionnaire responses are less than 100. N/A is shown where the base number of responses is less than 10 during the period. % is calculated as Quantity/Base number*100

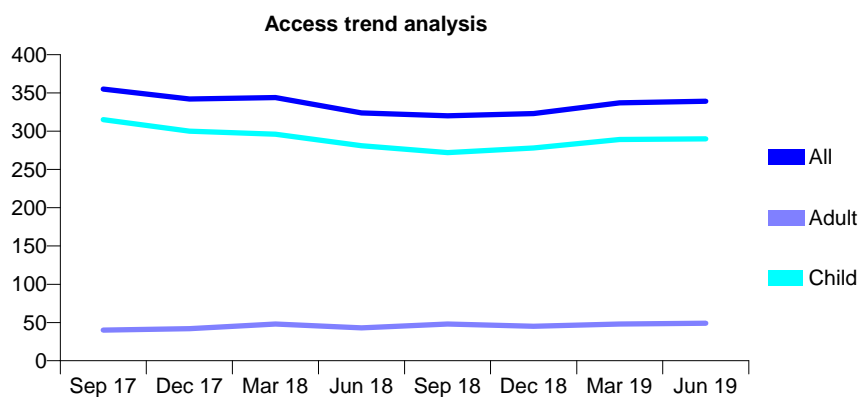
Q64 - Vital Signs At a Glance Contract Report for 325058/0001 - June 2019

Name or company name	Batheaston Dental Rooms Partnership
Contract type name	GDS Contract
Purpose of contract	General
Contract start date	01/04/2006
Contract end date	

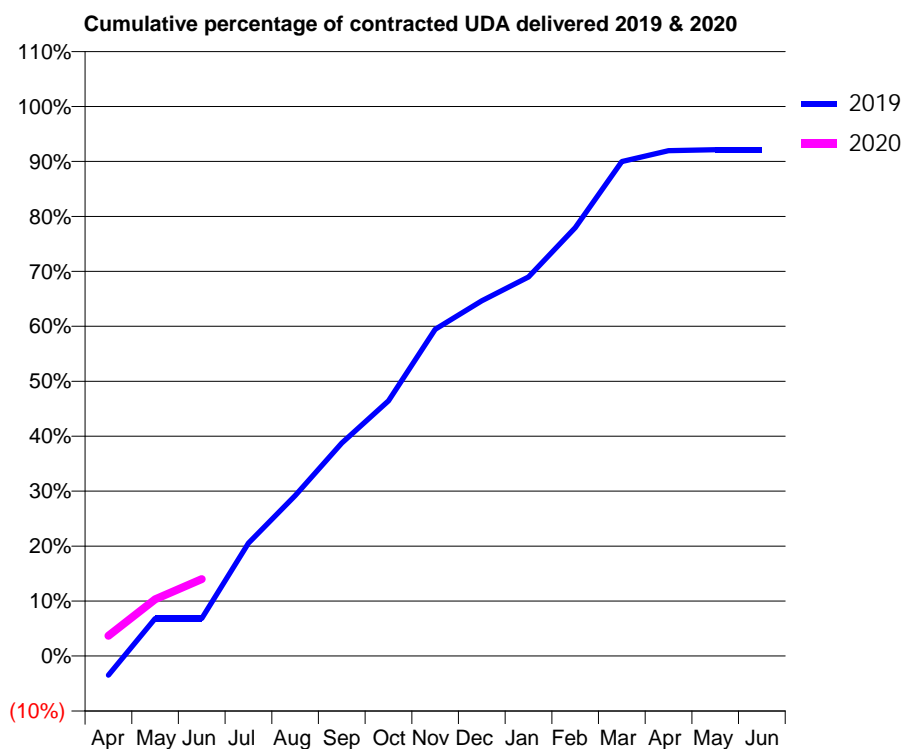
19/20 Contracted general activity (UDA)	600
Carry forward general activity (UDA)	0
19/20 Contracted orthodontic activity (UOA)	0
Carry forward orthodontic activity (UOA)	0
Baseline contract value	£16,402.05

ACCESS*

Patients seen in 24 months	Total	Change since previous quarter
Quarter ending June 2018	324	
Quarter ending September 2018	320	↓
Quarter ending December 2018	323	→
Quarter ending March 2019	337	↑
Quarter ending June 2019	339	→
Variance since June 2018	4.6%	↑



ACTIVITY



Month	Adjusted Scheduled Activity (UDA)	
	2019	2020
April	-21	22
May	41	62
June	41	84
July	123	
August	175	
September	232	
October	279	
November	357	
December	388	
January	414	
February	468	
March	540	
April	552	
May	553	
June	553	

QUALITY

	Quantity	Base Number	Contract	AT	Region	England
% of FP17s for the same patient ID Re-attending within 3 months - Children	4	100	4.0%	8.4%	10.6%	11.4%
% of FP17s for the same patient ID Re-attending within 3 months - Adults	0	11	0.0%	12.9%	15.2%	15.4%
% of FP17s for the same patient ID Re-attending between 3 & 9 months - Children	55	100	55.0%	63.6%	62.3%	59.8%
% of FP17s for the same patient ID Re-attending between 3 & 9 months - Adults	6	11	54.5%	53.6%	53.3%	52.1%
% of FP17s for Band 1 Urgent Courses	0	60	0.0%	8.4%	9.7%	9.2%
% of FP17s Relating to Free Repair or Replacements	0	60	0.0%	0.6%	0.6%	0.7%
% of FP17s Relating to Continuations	0	60	0.0%	0.7%	0.8%	0.8%
% of Patients satisfied with the dentistry they have received	0	0	N/A	94.5%	93.4%	93.4%
% of Patients satisfied with the time they had to wait for an appointment	0	0	N/A	86.6%	86.8%	87.6%

* This is based on patients treated on this contract for their most recent course of treatment. Figures in italics indicate the base number of FP17s or Patient Questionnaire responses are less than 100. N/A is shown where the base number of responses is less than 10 during the period. % is calculated as Quantity/Base number*100

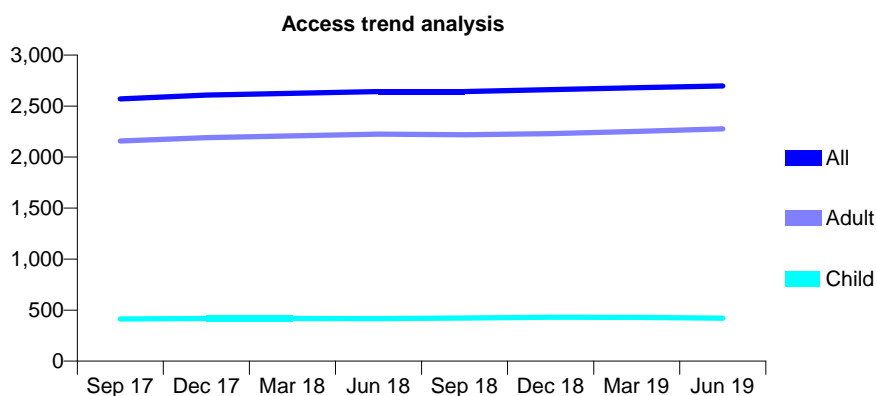
Q64 - Vital Signs At a Glance Contract Report for 325899/0001 - June 2019

Name or company name	MR ID STORRAR
Contract type name	GDS Contract
Purpose of contract	General
Contract start date	01/04/2006
Contract end date	

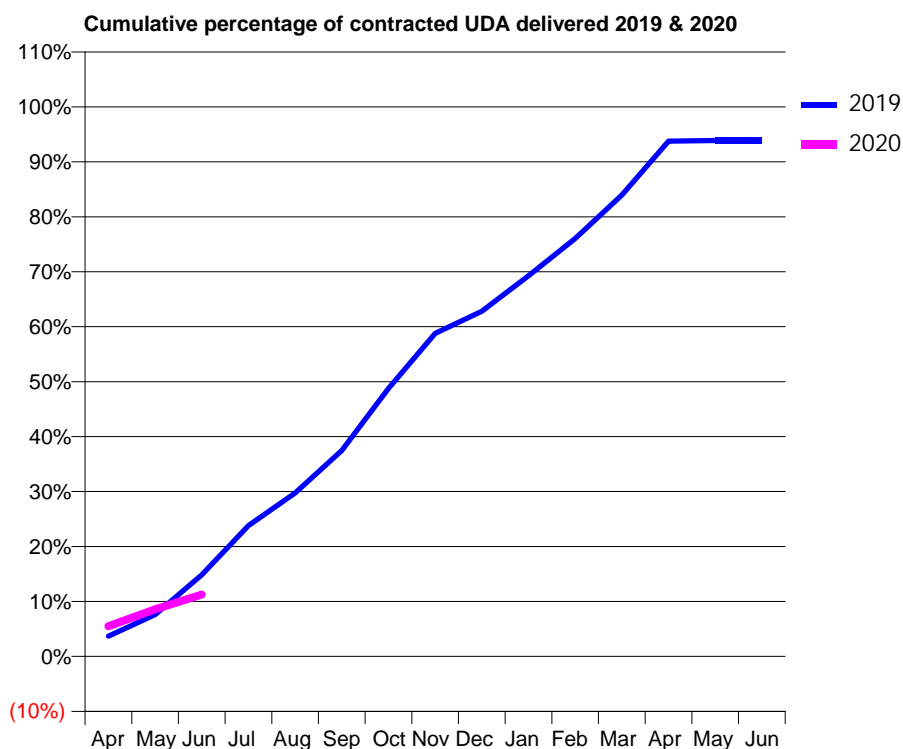
19/20 Contracted general activity (UDA)	7,900
Carry forward general activity (UDA)	0
19/20 Contracted orthodontic activity (UOA)	0
Carry forward orthodontic activity (UOA)	0
Baseline contract value	£169,567.55

ACCESS*

Patients seen in 24 months	Total	Change since previous quarter
Quarter ending June 2018	2,642	
Quarter ending September 2018	2,642	→
Quarter ending December 2018	2,661	→
Quarter ending March 2019	2,681	→
Quarter ending June 2019	2,697	→
Variance since June 2018	2.1%	↑



ACTIVITY



Month	2019	2020
April	292	434
May	603	677
June	1,173	890
July	1,882	
August	2,350	
September	2,960	
October	3,853	
November	4,645	
December	4,961	
January	5,472	
February	6,008	
March	6,633	
April	7,406	
May	7,417	
June	7,416	

QUALITY

	Quantity	Base Number	Contract	AT	Region	England
% of FP17s for the same patient ID Re-attending within 3 months - Children	18	165	10.9%	8.4%	10.6%	11.4%
% of FP17s for the same patient ID Re-attending within 3 months - Adults	116	742	15.6%	12.9%	15.2%	15.4%
% of FP17s for the same patient ID Re-attending between 3 & 9 months - Children	113	165	68.5%	63.6%	62.3%	59.8%
% of FP17s for the same patient ID Re-attending between 3 & 9 months - Adults	381	742	51.3%	53.6%	53.3%	52.1%
% of FP17s for Band 1 Urgent Courses	32	503	6.4%	8.4%	9.7%	9.2%
% of FP17s Relating to Free Repair or Replacements	6	503	1.2%	0.6%	0.6%	0.7%
% of FP17s Relating to Continuations	14	503	2.8%	0.7%	0.8%	0.8%
% of Patients satisfied with the dentistry they have received	6	6	N/A	94.5%	93.4%	93.4%
% of Patients satisfied with the time they had to wait for an appointment	6	6	N/A	86.6%	86.8%	87.6%

* This is based on patients treated on this contract for their most recent course of treatment. Figures in italics indicate the base number of FP17s or Patient Questionnaire responses are less than 100. N/A is shown where the base number of responses is less than 10 during the period. % is calculated as Quantity/Base number*100

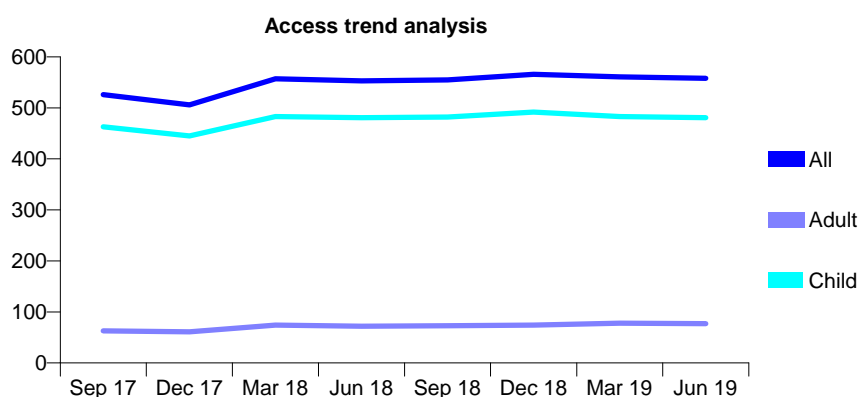
Q64 - Vital Signs At a Glance Contract Report for 334219/0001 - June 2019

Name or company name	MR NM HARRIS
Contract type name	GDS Contract
Purpose of contract	General
Contract start date	01/04/2006
Contract end date	

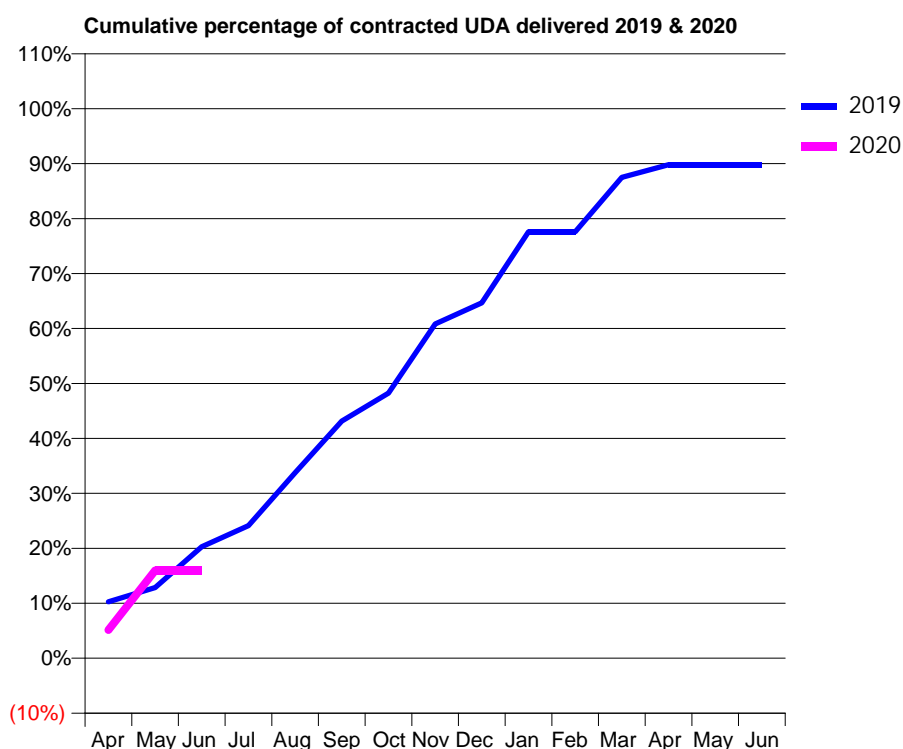
19/20 Contracted general activity (UDA)	1,850
Carry forward general activity (UDA)	0
19/20 Contracted orthodontic activity (UOA)	0
Carry forward orthodontic activity (UOA)	0
Baseline contract value	£63,633.73

ACCESS*

Patients seen in 24 months	Total	Change since previous quarter
Quarter ending June 2018	553	
Quarter ending September 2018	555	→
Quarter ending December 2018	566	→
Quarter ending March 2019	561	→
Quarter ending June 2019	558	→
Variance since June 2018	0.9%	→



ACTIVITY



Month	2019	2020
April	190	95
May	238	296
June	375	296
July	446	
August	625	
September	798	
October	892	
November	1,125	
December	1,196	
January	1,435	
February	1,435	
March	1,619	
April	1,661	
May	1,661	
June	1,661	

QUALITY

	Quantity	Base Number	Contract	AT	Region	England
% of FP17s for the same patient ID Re-attending within 3 months - Children	14	171	8.2%	8.4%	10.6%	11.4%
% of FP17s for the same patient ID Re-attending within 3 months - Adults	0	6	0.0%	12.9%	15.2%	15.4%
% of FP17s for the same patient ID Re-attending between 3 & 9 months - Children	139	171	81.3%	63.6%	62.3%	59.8%
% of FP17s for the same patient ID Re-attending between 3 & 9 months - Adults	6	6	100.0%	53.6%	53.3%	52.1%
% of FP17s for Band 1 Urgent Courses	4	152	2.6%	8.4%	9.7%	9.2%
% of FP17s Relating to Free Repair or Replacements	0	152	0.0%	0.6%	0.6%	0.7%
% of FP17s Relating to Continuations	0	152	0.0%	0.7%	0.8%	0.8%
% of Patients satisfied with the dentistry they have received	1	1	N/A	94.5%	93.4%	93.4%
% of Patients satisfied with the time they had to wait for an appointment	1	1	N/A	86.6%	86.8%	87.6%

* This is based on patients treated on this contract for their most recent course of treatment. Figures in italics indicate the base number of FP17s or Patient Questionnaire responses are less than 100. N/A is shown where the base number of responses is less than 10 during the period. % is calculated as Quantity/Base number*100

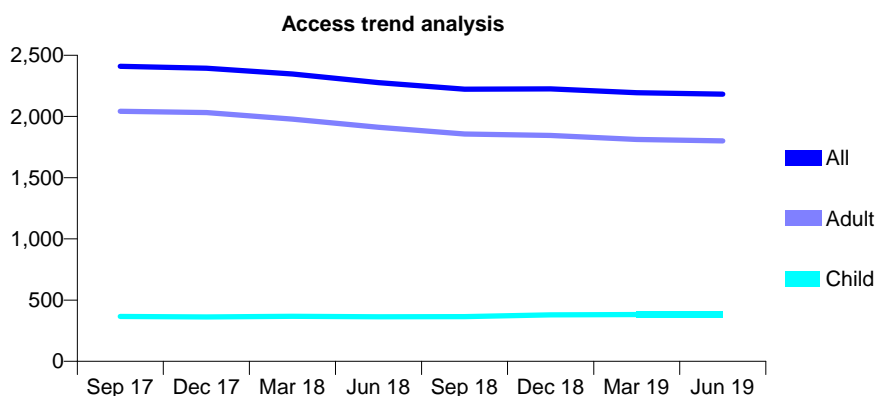
Q64 - Vital Signs At a Glance Contract Report for 335193/0001 - June 2019

Name or company name	MISS KJ TIMOTHY
Contract type name	GDS Contract
Purpose of contract	General
Contract start date	01/04/2006
Contract end date	

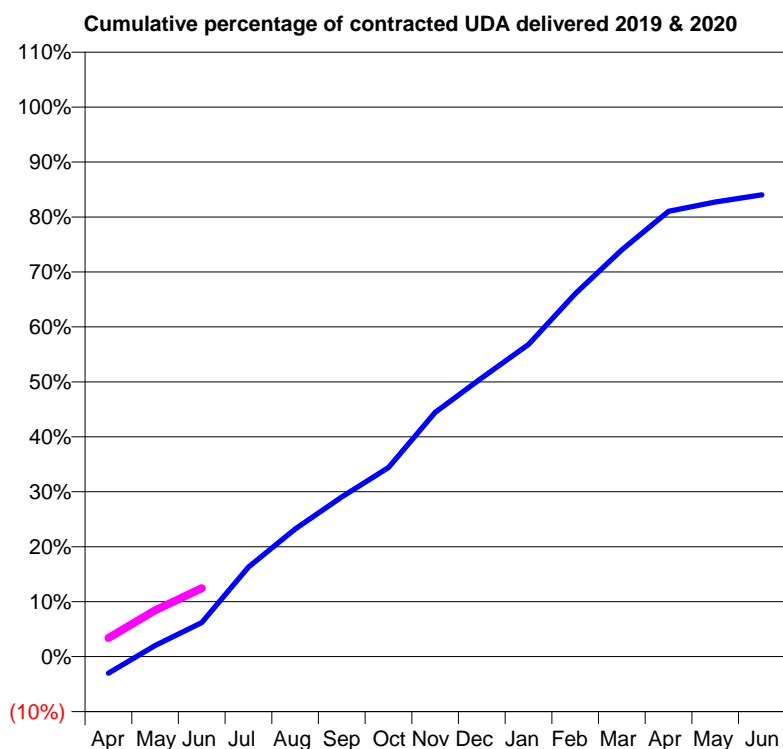
19/20 Contracted general activity (UDA)	6,535
Carry forward general activity (UDA)	0
19/20 Contracted orthodontic activity (UOA)	0
Carry forward orthodontic activity (UOA)	0
Baseline contract value	£193,943.34

ACCESS*

Patients seen in 24 months	Total	Change since previous quarter
Quarter ending June 2018	2,276	
Quarter ending September 2018	2,223	↓
Quarter ending December 2018	2,225	→
Quarter ending March 2019	2,194	↓
Quarter ending June 2019	2,183	→
Variance since June 2018	(4.1%)	↓



ACTIVITY



Month	Adjusted Scheduled Activity (UDA)	
	2019	2020
April	-199	224
May	132	551
June	406	815
July	1,065	
August	1,519	
September	1,898	
October	2,248	
November	2,907	
December	3,316	
January	3,712	
February	4,316	
March	4,837	
April	5,296	
May	5,405	
June	5,490	

QUALITY

	Quantity	Base Number	Contract	AT	Region	England
% of FP17s for the same patient ID Re-attending within 3 months - Children	10	137	7.3%	8.4%	10.6%	11.4%
% of FP17s for the same patient ID Re-attending within 3 months - Adults	106	640	16.6%	12.9%	15.2%	15.4%
% of FP17s for the same patient ID Re-attending between 3 & 9 months - Children	98	137	71.5%	63.6%	62.3%	59.8%
% of FP17s for the same patient ID Re-attending between 3 & 9 months - Adults	347	640	54.2%	53.6%	53.3%	52.1%
% of FP17s for Band 1 Urgent Courses	44	532	8.3%	8.4%	9.7%	9.2%
% of FP17s Relating to Free Repair or Replacements	7	532	1.3%	0.6%	0.6%	0.7%
% of FP17s Relating to Continuations	21	532	3.9%	0.7%	0.8%	0.8%
% of Patients satisfied with the dentistry they have received	0	0	N/A	94.5%	93.4%	93.4%
% of Patients satisfied with the time they had to wait for an appointment	0	0	N/A	86.6%	86.8%	87.6%

* This is based on patients treated on this contract for their most recent course of treatment. Figures in italics indicate the base number of FP17s or Patient Questionnaire responses are less than 100. N/A is shown where the base number of responses is less than 10 during the period. % is calculated as Quantity/Base number*100

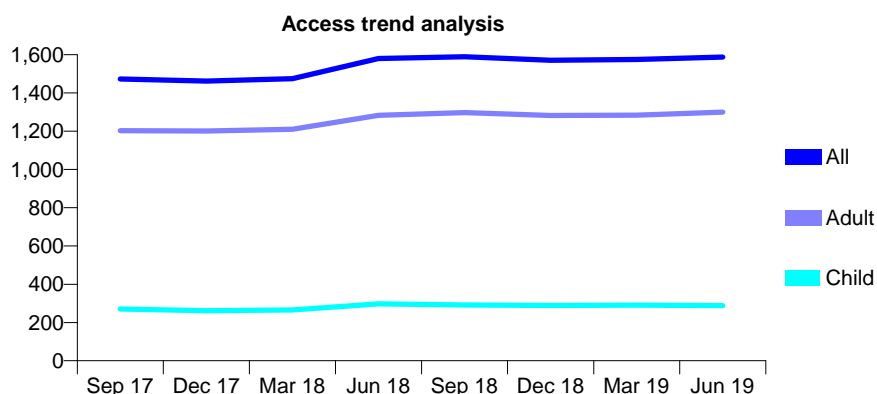
Q64 - Vital Signs At a Glance Contract Report for 335649/0001 - June 2019

Name or company name	MR GS SOLKER
Contract type name	GDS Contract
Purpose of contract	General
Contract start date	12/06/2006
Contract end date	

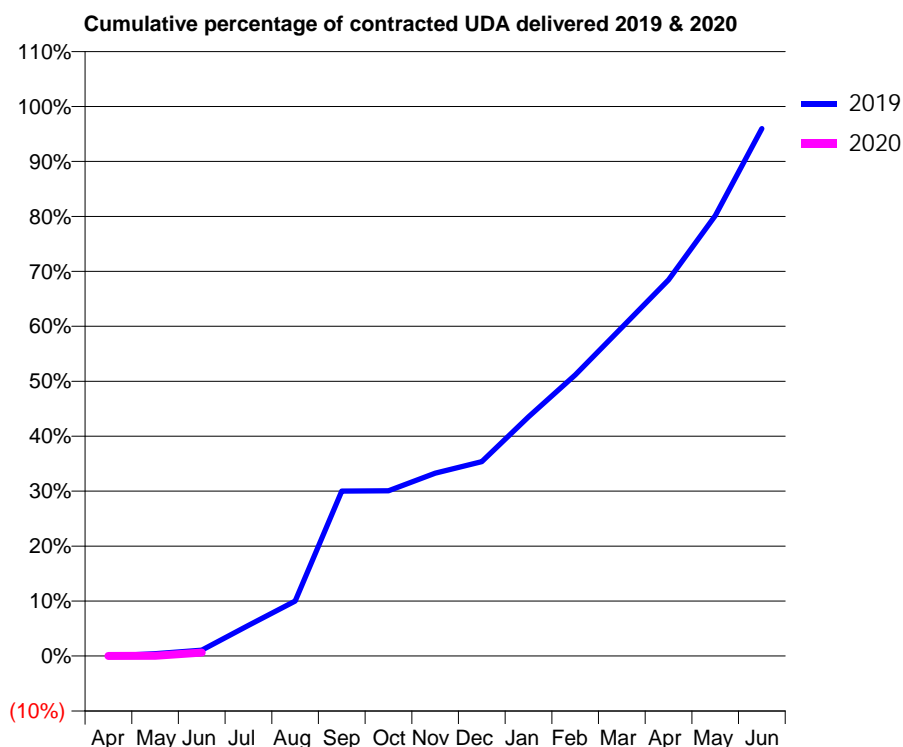
19/20 Contracted general activity (UDA)	3,861
Carry forward general activity (UDA)	0
19/20 Contracted orthodontic activity (UOA)	0
Carry forward orthodontic activity (UOA)	0
Baseline contract value	£91,476.96

ACCESS*

Patients seen in 24 months	Total	Change since previous quarter
Quarter ending June 2018	1,580	
Quarter ending September 2018	1,589	→
Quarter ending December 2018	1,571	↓
Quarter ending March 2019	1,575	→
Quarter ending June 2019	1,588	→
Variance since June 2018	0.5%	→



ACTIVITY



Month	Adjusted Scheduled Activity (UDA)	
	2019	2020
April	0	0
May	16	2
June	41	24
July	216	
August	386	
September	1,159	
October	1,162	
November	1,285	
December	1,366	
January	1,681	
February	1,976	
March	2,309	
April	2,643	
May	3,094	
June	3,705	

QUALITY

	Quantity	Base Number	Contract	AT	Region	England
% of FP17s for the same patient ID Re-attending within 3 months - Children	3	120	2.5%	8.4%	10.6%	11.4%
% of FP17s for the same patient ID Re-attending within 3 months - Adults	42	447	9.4%	12.9%	15.2%	15.4%
% of FP17s for the same patient ID Re-attending between 3 & 9 months - Children	81	120	67.5%	63.6%	62.3%	59.8%
% of FP17s for the same patient ID Re-attending between 3 & 9 months - Adults	234	447	52.3%	53.6%	53.3%	52.1%
% of FP17s for Band 1 Urgent Courses	0	24	0.0%	8.4%	9.7%	9.2%
% of FP17s Relating to Free Repair or Replacements	0	24	0.0%	0.6%	0.6%	0.7%
% of FP17s Relating to Continuations	0	24	0.0%	0.7%	0.8%	0.8%
% of Patients satisfied with the dentistry they have received	8	8	N/A	94.5%	93.4%	93.4%
% of Patients satisfied with the time they had to wait for an appointment	8	8	N/A	86.6%	86.8%	87.6%

* This is based on patients treated on this contract for their most recent course of treatment. Figures in italics indicate the base number of FP17s or Patient Questionnaire responses are less than 100. N/A is shown where the base number of responses is less than 10 during the period. % is calculated as Quantity/Base number*100

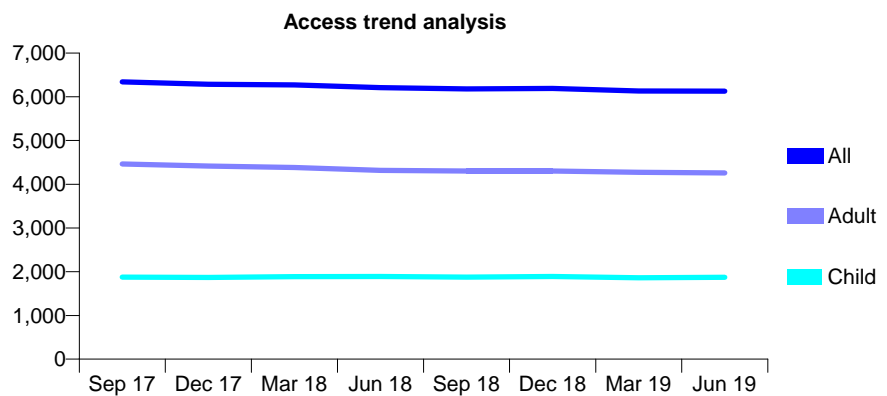
Q64 - Vital Signs At a Glance Contract Report for 344354/0001 - June 2019

Name or company name	MR CS FULLAWAY
Contract type name	GDS Contract
Purpose of contract	General
Contract start date	01/04/2006
Contract end date	

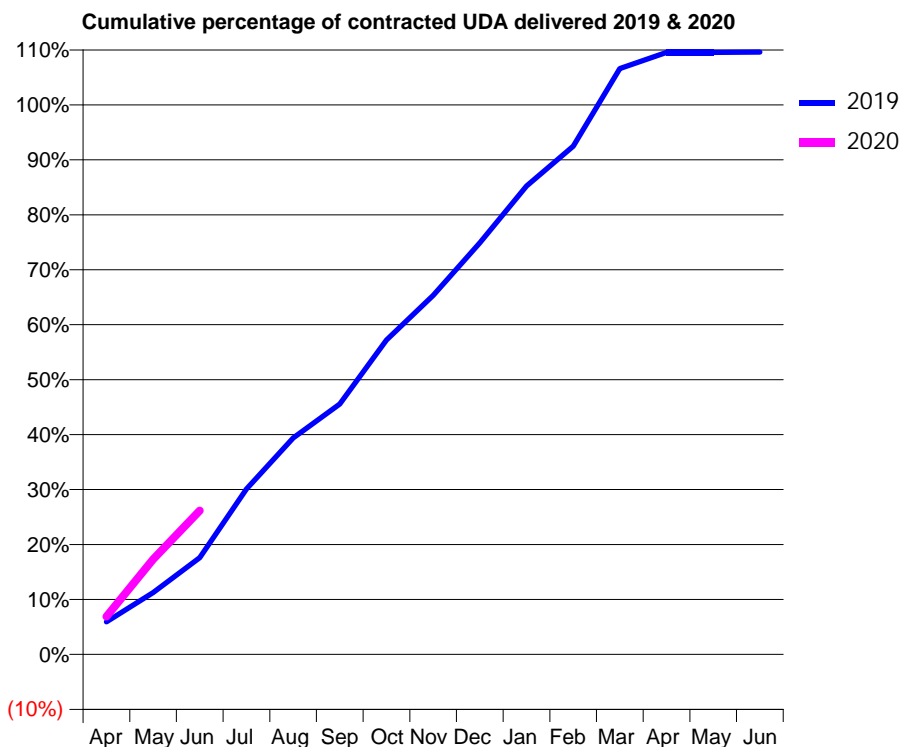
19/20 Contracted general activity (UDA)	12,742
Carry forward general activity (UDA)	0
19/20 Contracted orthodontic activity (UOA)	0
Carry forward orthodontic activity (UOA)	0
Baseline contract value	£352,518.76

ACCESS*

Patients seen in 24 months	Total	Change since previous quarter
Quarter ending June 2018	6,208	
Quarter ending September 2018	6,181	→
Quarter ending December 2018	6,190	→
Quarter ending March 2019	6,132	→
Quarter ending June 2019	6,129	→
Variance since June 2018	(1.3%)	↓



ACTIVITY



Month	2019	2020
April	779	879
May	1,475	2,206
June	2,306	3,336
July	3,947	
August	5,165	
September	5,971	
October	7,498	
November	8,564	
December	9,814	
January	11,170	
February	12,120	
March	13,969	
April	14,355	
May	14,358	
June	14,365	

QUALITY

	Quantity	Base Number	Contract	AT	Region	England
% of FP17s for the same patient ID Re-attending within 3 months - Children	34	611	5.6%	8.4%	10.6%	11.4%
% of FP17s for the same patient ID Re-attending within 3 months - Adults	190	1,231	15.4%	12.9%	15.2%	15.4%
% of FP17s for the same patient ID Re-attending between 3 & 9 months - Children	354	611	57.9%	63.6%	62.3%	59.8%
% of FP17s for the same patient ID Re-attending between 3 & 9 months - Adults	580	1,231	47.1%	53.6%	53.3%	52.1%
% of FP17s for Band 1 Urgent Courses	173	1,659	10.4%	8.4%	9.7%	9.2%
% of FP17s Relating to Free Repair or Replacements	25	1,659	1.5%	0.6%	0.6%	0.7%
% of FP17s Relating to Continuations	12	1,659	0.7%	0.7%	0.8%	0.8%
% of Patients satisfied with the dentistry they have received	10	11	90.9%	94.5%	93.4%	93.4%
% of Patients satisfied with the time they had to wait for an appointment	8	11	72.7%	86.6%	86.8%	87.6%

* This is based on patients treated on this contract for their most recent course of treatment. Figures in italics indicate the base number of FP17s or Patient Questionnaire responses are less than 100. N/A is shown where the base number of responses is less than 10 during the period. % is calculated as Quantity/Base number*100

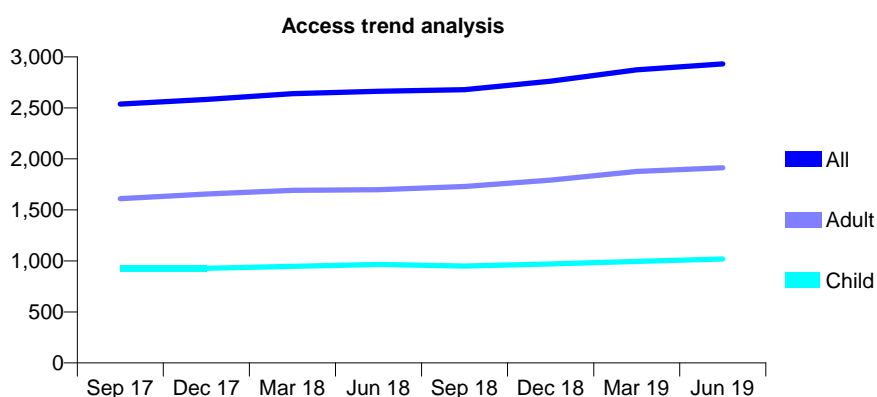
Q64 - Vital Signs At a Glance Contract Report for 354198/0001 - June 2019

Name or company name	MR F ABBASSIAN
Contract type name	GDS Contract
Purpose of contract	General
Contract start date	01/04/2006
Contract end date	

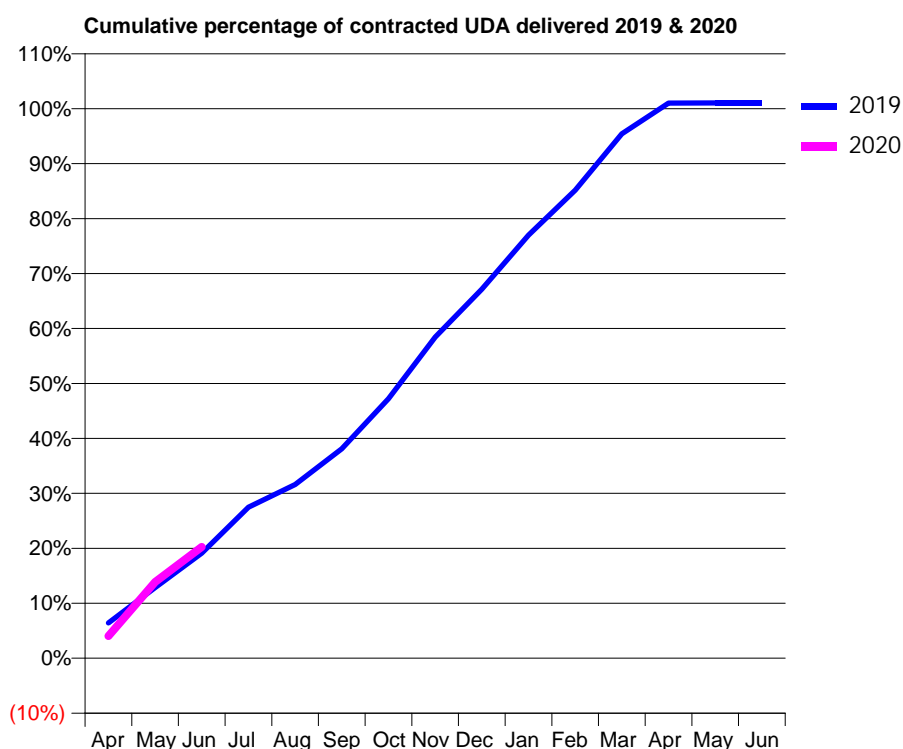
19/20 Contracted general activity (UDA)	8,643
Carry forward general activity (UDA)	0
19/20 Contracted orthodontic activity (UOA)	0
Carry forward orthodontic activity (UOA)	0
Baseline contract value	£219,980.04

ACCESS*

Patients seen in 24 months	Total	Change since previous quarter
Quarter ending June 2018	2,663	
Quarter ending September 2018	2,679	→
Quarter ending December 2018	2,762	↑
Quarter ending March 2019	2,873	↑
Quarter ending June 2019	2,932	↑
Variance since June 2018	10.1%	↑



ACTIVITY



Month	Adjusted Scheduled Activity (UDA)	
	2019	2020
April	555	350
May	1,113	1,199
June	1,651	1,749
July	2,375	
August	2,731	
September	3,293	
October	4,081	
November	5,050	
December	5,801	
January	6,655	
February	7,362	
March	8,246	
April	8,730	
May	8,733	
June	8,733	

QUALITY

	Quantity	Base Number	Contract	AT	Region	England
% of FP17s for the same patient ID Re-attending within 3 months - Children	24	401	6.0%	8.4%	10.6%	11.4%
% of FP17s for the same patient ID Re-attending within 3 months - Adults	80	599	13.4%	12.9%	15.2%	15.4%
% of FP17s for the same patient ID Re-attending between 3 & 9 months - Children	261	401	65.1%	63.6%	62.3%	59.8%
% of FP17s for the same patient ID Re-attending between 3 & 9 months - Adults	325	599	54.3%	53.6%	53.3%	52.1%
% of FP17s for Band 1 Urgent Courses	67	834	8.0%	8.4%	9.7%	9.2%
% of FP17s Relating to Free Repair or Replacements	0	834	0.0%	0.6%	0.6%	0.7%
% of FP17s Relating to Continuations	1	834	0.1%	0.7%	0.8%	0.8%
% of Patients satisfied with the dentistry they have received	1	1	N/A	94.5%	93.4%	93.4%
% of Patients satisfied with the time they had to wait for an appointment	1	1	N/A	86.6%	86.8%	87.6%

* This is based on patients treated on this contract for their most recent course of treatment.

Figures in italics indicate the base number of FP17s or Patient Questionnaire responses are less than 100. N/A is shown where the base number of responses is less than 10 during the period. % is calculated as Quantity/Base number*100

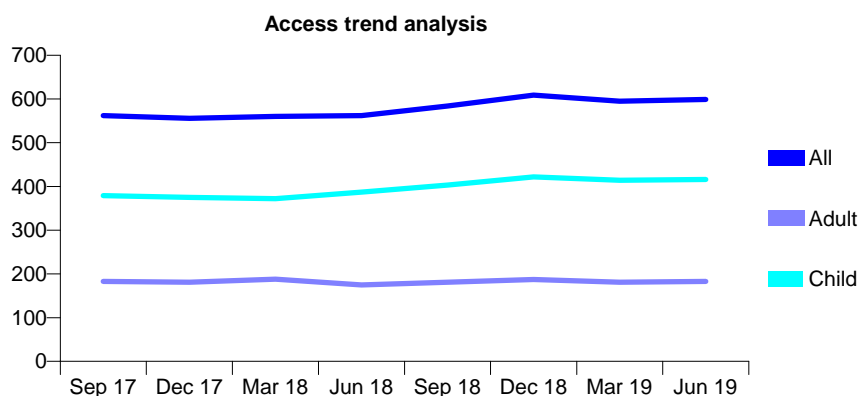
Q64 - Vital Signs At a Glance Contract Report for 354821/0001 - June 2019

Name or company name	MRS EM MARCHANT
Contract type name	GDS Contract
Purpose of contract	General
Contract start date	08/03/2010
Contract end date	

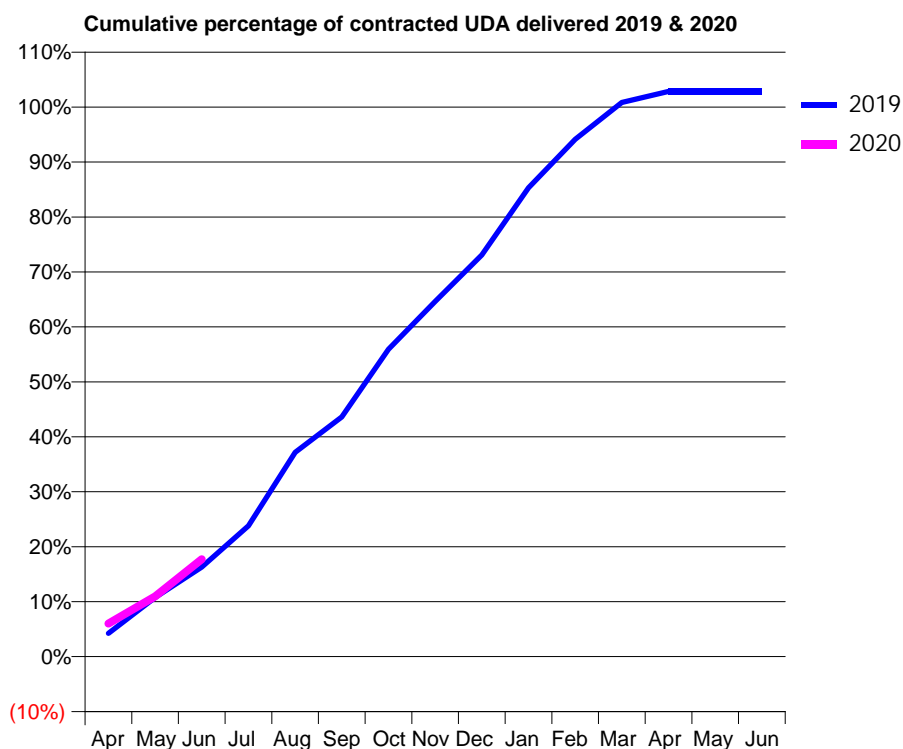
19/20 Contracted general activity (UDA)	1,319
Carry forward general activity (UDA)	0
19/20 Contracted orthodontic activity (UOA)	0
Carry forward orthodontic activity (UOA)	0
Baseline contract value	£28,644.54

ACCESS*

Patients seen in 24 months	Total	Change since previous quarter
Quarter ending June 2018	562	
Quarter ending September 2018	584	↑
Quarter ending December 2018	609	↑
Quarter ending March 2019	595	↓
Quarter ending June 2019	599	→
Variance since June 2018	6.6%	↑



ACTIVITY



Month	Adjusted Scheduled Activity (UDA)	
	2019	2020
April	56	79
May	142	144
June	215	234
July	314	
August	490	
September	575	
October	738	
November	852	
December	964	
January	1,125	
February	1,242	
March	1,330	
April	1,356	
May	1,356	
June	1,356	

QUALITY

	Quantity	Base Number	Contract	AT	Region	England
% of FP17s for the same patient ID Re-attending within 3 months - Children	6	128	4.7%	8.4%	10.6%	11.4%
% of FP17s for the same patient ID Re-attending within 3 months - Adults	11	48	22.9%	12.9%	15.2%	15.4%
% of FP17s for the same patient ID Re-attending between 3 & 9 months - Children	82	128	64.1%	63.6%	62.3%	59.8%
% of FP17s for the same patient ID Re-attending between 3 & 9 months - Adults	23	48	47.9%	53.6%	53.3%	52.1%
% of FP17s for Band 1 Urgent Courses	4	156	2.6%	8.4%	9.7%	9.2%
% of FP17s Relating to Free Repair or Replacements	0	156	0.0%	0.6%	0.6%	0.7%
% of FP17s Relating to Continuations	0	156	0.0%	0.7%	0.8%	0.8%
% of Patients satisfied with the dentistry they have received	2	2	N/A	94.5%	93.4%	93.4%
% of Patients satisfied with the time they had to wait for an appointment	2	2	N/A	86.6%	86.8%	87.6%

* This is based on patients treated on this contract for their most recent course of treatment. Figures in italics indicate the base number of FP17s or Patient Questionnaire responses are less than 100. N/A is shown where the base number of responses is less than 10 during the period. % is calculated as Quantity/Base number*100

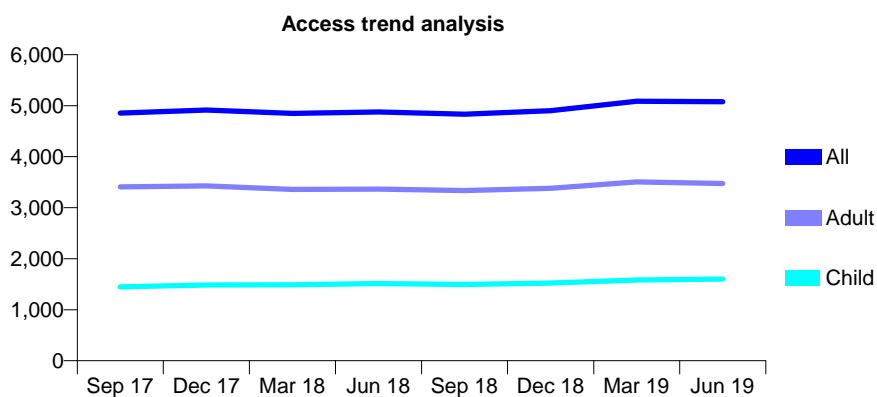
Q64 - Vital Signs At a Glance Contract Report for 363782/0001 - June 2019

Name or company name	MR UH OGUIKE
Contract type name	GDS Contract
Purpose of contract	General
Contract start date	01/10/2008
Contract end date	

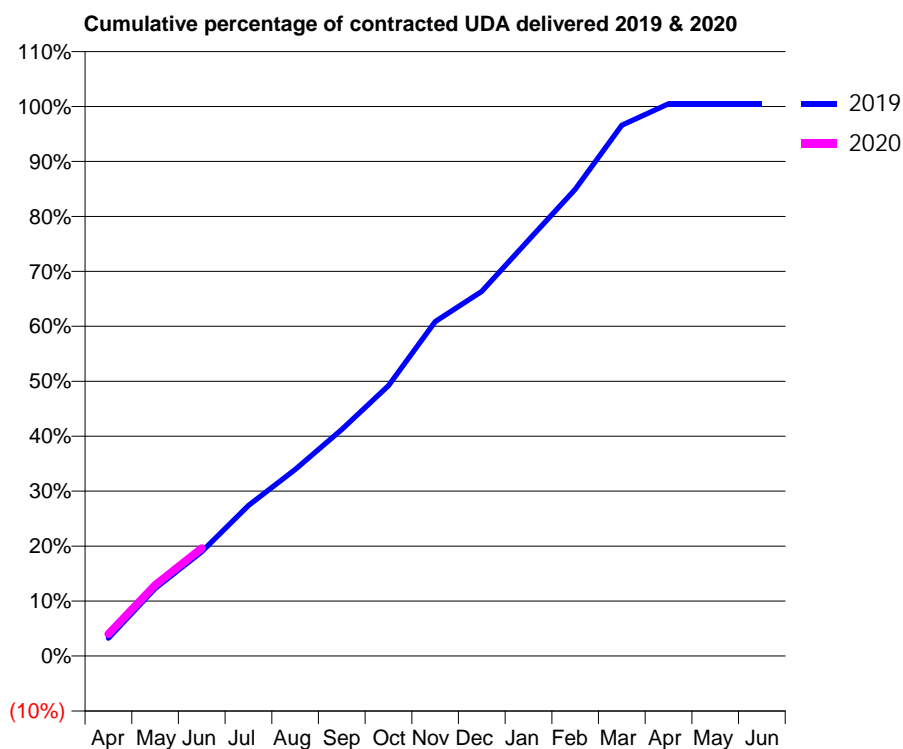
19/20 Contracted general activity (UDA)	13,465
Carry forward general activity (UDA)	0
19/20 Contracted orthodontic activity (UOA)	0
Carry forward orthodontic activity (UOA)	0
Baseline contract value	£328,241.55

ACCESS*

Patients seen in 24 months	Total	Change since previous quarter
Quarter ending June 2018	4,878	
Quarter ending September 2018	4,833	→
Quarter ending December 2018	4,904	→
Quarter ending March 2019	5,087	↑
Quarter ending June 2019	5,078	→
Variance since June 2018	4.1%	↑



ACTIVITY



Month	Adjusted Scheduled Activity (UDA)	
	2019	2020
April	446	540
May	1,684	1,741
June	2,591	2,642
July	3,743	
August	4,637	
September	5,632	
October	6,724	
November	8,314	
December	9,069	
January	10,341	
February	11,605	
March	13,199	
April	13,729	
May	13,729	
June	13,729	

QUALITY

	Quantity	Base Number	Contract	AT	Region	England
% of FP17s for the same patient ID Re-attending within 3 months - Children	36	570	6.3%	8.4%	10.6%	11.4%
% of FP17s for the same patient ID Re-attending within 3 months - Adults	121	1,095	11.1%	12.9%	15.2%	15.4%
% of FP17s for the same patient ID Re-attending between 3 & 9 months - Children	348	570	61.1%	63.6%	62.3%	59.8%
% of FP17s for the same patient ID Re-attending between 3 & 9 months - Adults	633	1,095	57.8%	53.6%	53.3%	52.1%
% of FP17s for Band 1 Urgent Courses	76	1,371	5.5%	8.4%	9.7%	9.2%
% of FP17s Relating to Free Repair or Replacements	1	1,371	0.1%	0.6%	0.6%	0.7%
% of FP17s Relating to Continuations	11	1,371	0.8%	0.7%	0.8%	0.8%
% of Patients satisfied with the dentistry they have received	3	3	N/A	94.5%	93.4%	93.4%
% of Patients satisfied with the time they had to wait for an appointment	2	3	N/A	86.6%	86.8%	87.6%

* This is based on patients treated on this contract for their most recent course of treatment. Figures in italics indicate the base number of FP17s or Patient Questionnaire responses are less than 100. N/A is shown where the base number of responses is less than 10 during the period. % is calculated as Quantity/Base number*100

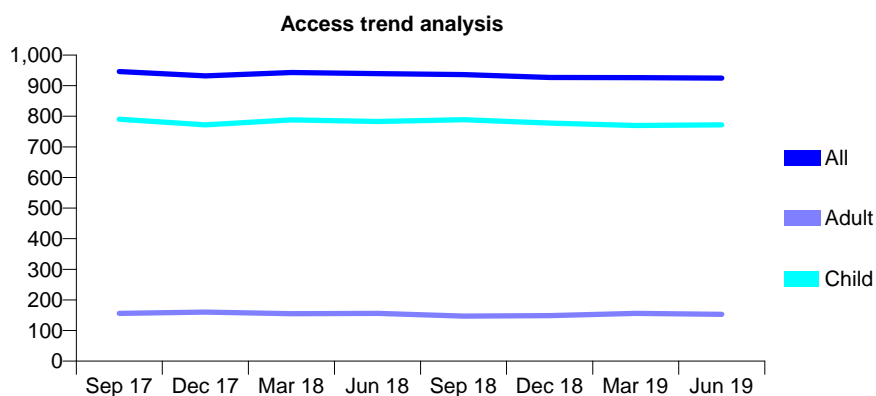
Q64 - Vital Signs At a Glance Contract Report for 386782/0001 - June 2019

Name or company name	MR AA REED
Contract type name	GDS Contract
Purpose of contract	General
Contract start date	01/04/2006
Contract end date	

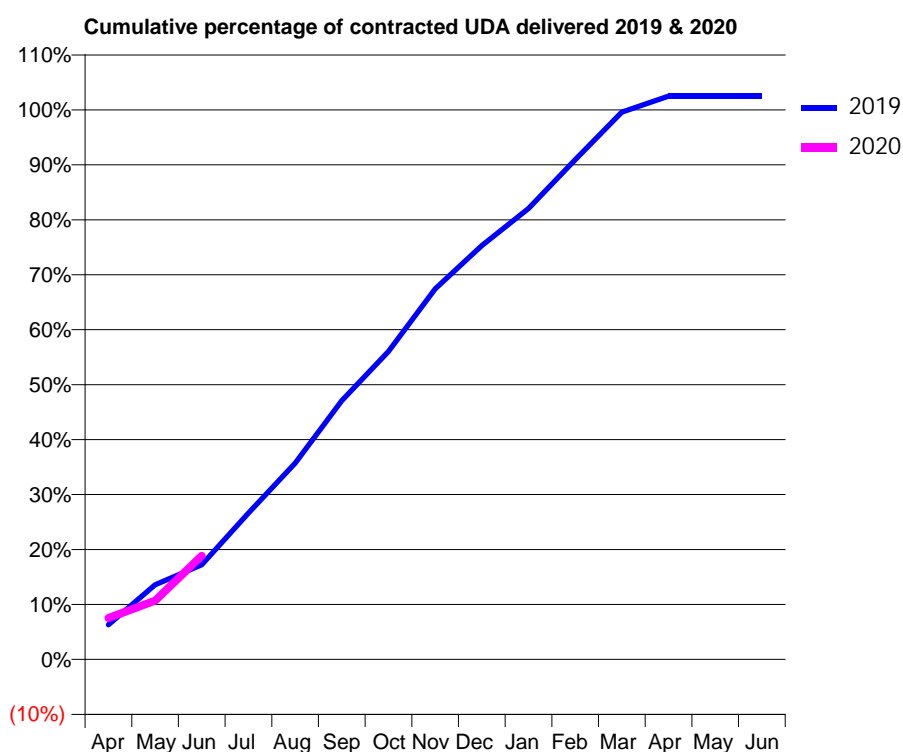
19/20 Contracted general activity (UDA)	1,800
Carry forward general activity (UDA)	0
19/20 Contracted orthodontic activity (UOA)	0
Carry forward orthodontic activity (UOA)	0
Baseline contract value	£39,490.41

ACCESS*

Patients seen in 24 months	Total	Change since previous quarter
Quarter ending June 2018	939	
Quarter ending September 2018	936	→
Quarter ending December 2018	927	→
Quarter ending March 2019	926	→
Quarter ending June 2019	925	→
Variance since June 2018	(1.5%)	↓



ACTIVITY



Month	2019	2020
April	114	136
May	245	193
June	310	339
July	479	
August	643	
September	847	
October	1,009	
November	1,214	
December	1,355	
January	1,477	
February	1,637	
March	1,792	
April	1,845	
May	1,845	
June	1,845	

QUALITY

	Quantity	Base Number	Contract	AT	Region	England
% of FP17s for the same patient ID Re-attending within 3 months - Children	6	193	3.1%	8.4%	10.6%	11.4%
% of FP17s for the same patient ID Re-attending within 3 months - Adults	2	20	10.0%	12.9%	15.2%	15.4%
% of FP17s for the same patient ID Re-attending between 3 & 9 months - Children	61	193	31.6%	63.6%	62.3%	59.8%
% of FP17s for the same patient ID Re-attending between 3 & 9 months - Adults	9	20	45.0%	53.6%	53.3%	52.1%
% of FP17s for Band 1 Urgent Courses	12	185	6.5%	8.4%	9.7%	9.2%
% of FP17s Relating to Free Repair or Replacements	0	185	0.0%	0.6%	0.6%	0.7%
% of FP17s Relating to Continuations	0	185	0.0%	0.7%	0.8%	0.8%
% of Patients satisfied with the dentistry they have received	0	0	N/A	94.5%	93.4%	93.4%
% of Patients satisfied with the time they had to wait for an appointment	0	0	N/A	86.6%	86.8%	87.6%

* This is based on patients treated on this contract for their most recent course of treatment. Figures in italics indicate the base number of FP17s or Patient Questionnaire responses are less than 100. N/A is shown where the base number of responses is less than 10 during the period. % is calculated as Quantity/Base number*100

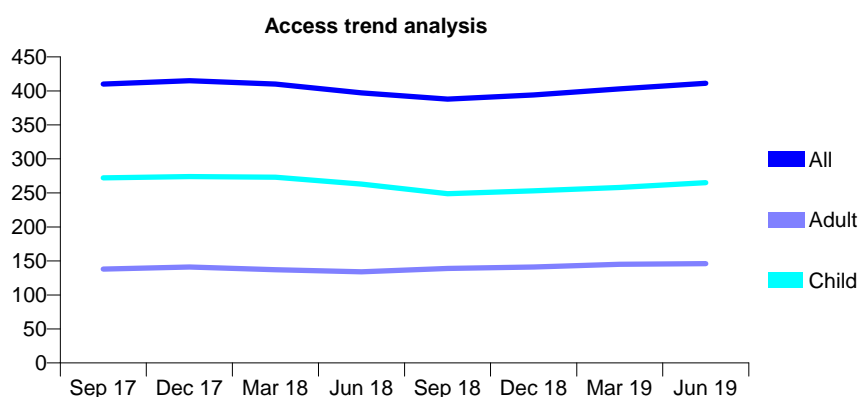
Q64 - Vital Signs At a Glance Contract Report for 559598/0001 - June 2019

Name or company name	MISS RA EVANS
Contract type name	GDS Contract
Purpose of contract	General
Contract start date	01/04/2006
Contract end date	

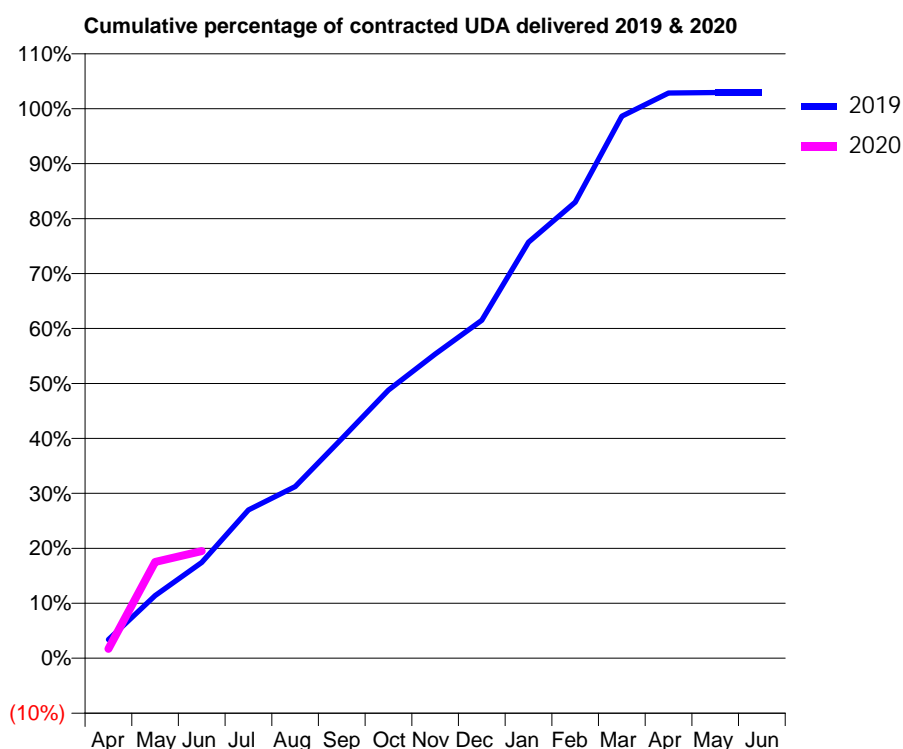
19/20 Contracted general activity (UDA)	900
Carry forward general activity (UDA)	0
19/20 Contracted orthodontic activity (UOA)	0
Carry forward orthodontic activity (UOA)	0
Baseline contract value	£24,606.99

ACCESS*

Patients seen in 24 months	Total	Change since previous quarter
Quarter ending June 2018	397	
Quarter ending September 2018	388	↓
Quarter ending December 2018	394	→
Quarter ending March 2019	403	↑
Quarter ending June 2019	411	→
Variance since June 2018	3.5%	↑



ACTIVITY



Month	2019	2020
April	30	15
May	103	158
June	157	175
July	243	
August	281	
September	360	
October	439	
November	498	
December	553	
January	681	
February	747	
March	887	
April	925	
May	926	
June	926	

QUALITY

	Quantity	Base Number	Contract	AT	Region	England
% of FP17s for the same patient ID Re-attending within 3 months - Children	5	79	6.3%	8.4%	10.6%	11.4%
% of FP17s for the same patient ID Re-attending within 3 months - Adults	12	40	30.0%	12.9%	15.2%	15.4%
% of FP17s for the same patient ID Re-attending between 3 & 9 months - Children	38	79	48.1%	63.6%	62.3%	59.8%
% of FP17s for the same patient ID Re-attending between 3 & 9 months - Adults	18	40	45.0%	53.6%	53.3%	52.1%
% of FP17s for Band 1 Urgent Courses	17	107	15.9%	8.4%	9.7%	9.2%
% of FP17s Relating to Free Repair or Replacements	0	107	0.0%	0.6%	0.6%	0.7%
% of FP17s Relating to Continuations	1	107	0.9%	0.7%	0.8%	0.8%
% of Patients satisfied with the dentistry they have received	0	0	N/A	94.5%	93.4%	93.4%
% of Patients satisfied with the time they had to wait for an appointment	0	0	N/A	86.6%	86.8%	87.6%

* This is based on patients treated on this contract for their most recent course of treatment.

Figures in italics indicate the base number of FP17s or Patient Questionnaire responses are less than 100. N/A is shown where the base number of responses is less than 10 during the period. % is calculated as Quantity/Base number*100

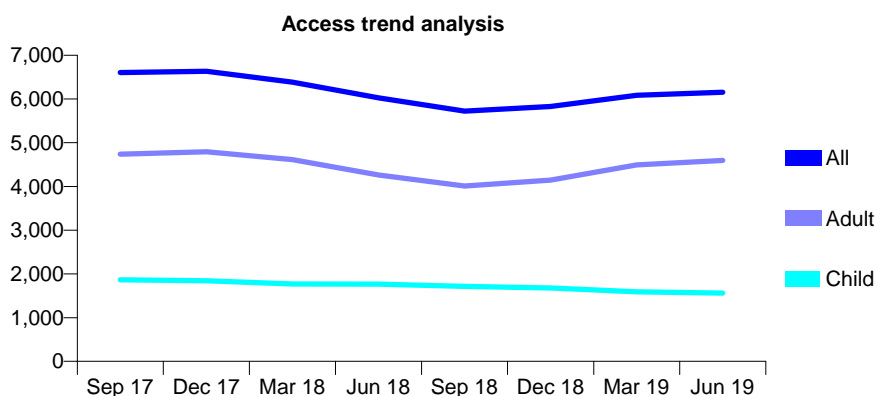
Q64 - Vital Signs At a Glance Contract Report for 564028/0001 - June 2019

Name or company name	Westbury Dental Surgery Partnership
Contract type name	GDS Contract
Purpose of contract	General
Contract start date	01/04/2006
Contract end date	

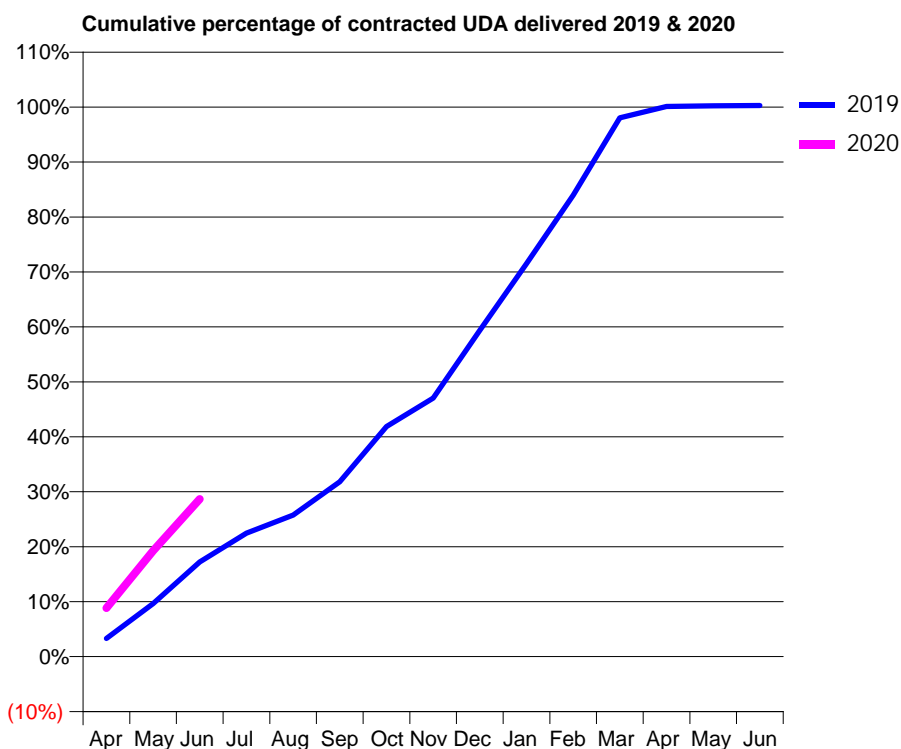
19/20 Contracted general activity (UDA)	16,372
Carry forward general activity (UDA)	0
19/20 Contracted orthodontic activity (UOA)	0
Carry forward orthodontic activity (UOA)	0
Baseline contract value	£436,445.09

ACCESS*

Patients seen in 24 months	Total	Change since previous quarter
Quarter ending June 2018	6,026	
Quarter ending September 2018	5,724	↓
Quarter ending December 2018	5,827	→
Quarter ending March 2019	6,084	↑
Quarter ending June 2019	6,154	→
Variance since June 2018	2.1%	↑



ACTIVITY



Month	Adjusted Scheduled Activity (UDA)	
	2019	2020
April	542	1,449
May	1,584	3,152
June	2,823	4,696
July	3,681	
August	4,218	
September	5,210	
October	6,855	
November	7,701	
December	9,722	
January	11,706	
February	13,748	
March	16,054	
April	16,392	
May	16,412	
June	16,417	

QUALITY

	Quantity	Base Number	Contract	AT	Region	England
% of FP17s for the same patient ID Re-attending within 3 months - Children	64	629	10.2%	8.4%	10.6%	11.4%
% of FP17s for the same patient ID Re-attending within 3 months - Adults	246	1,534	16.0%	12.9%	15.2%	15.4%
% of FP17s for the same patient ID Re-attending between 3 & 9 months - Children	414	629	65.8%	63.6%	62.3%	59.8%
% of FP17s for the same patient ID Re-attending between 3 & 9 months - Adults	552	1,534	36.0%	53.6%	53.3%	52.1%
% of FP17s for Band 1 Urgent Courses	159	2,038	7.8%	8.4%	9.7%	9.2%
% of FP17s Relating to Free Repair or Replacements	5	2,038	0.2%	0.6%	0.6%	0.7%
% of FP17s Relating to Continuations	6	2,038	0.3%	0.7%	0.8%	0.8%
% of Patients satisfied with the dentistry they have received	8	8	N/A	94.5%	93.4%	93.4%
% of Patients satisfied with the time they had to wait for an appointment	8	8	N/A	86.6%	86.8%	87.6%

* This is based on patients treated on this contract for their most recent course of treatment. Figures in italics indicate the base number of FP17s or Patient Questionnaire responses are less than 100. N/A is shown where the base number of responses is less than 10 during the period. % is calculated as Quantity/Base number*100

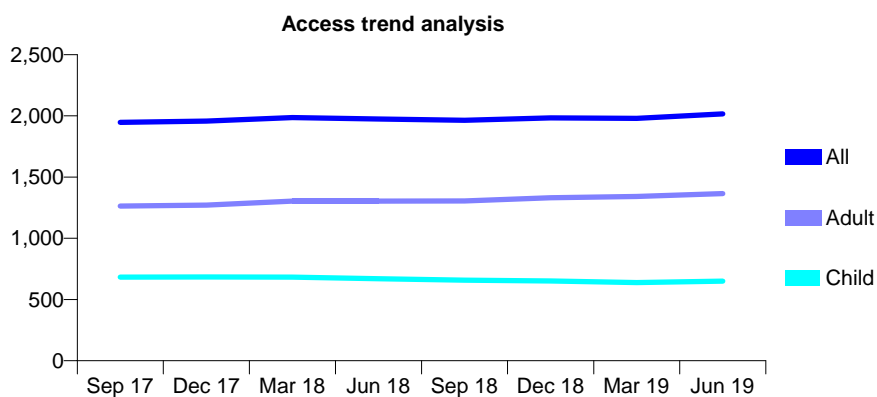
Q64 - Vital Signs At a Glance Contract Report for 573396/0001 - June 2019

Name or company name	MR JR THORNTON
Contract type name	GDS Contract
Purpose of contract	General
Contract start date	01/04/2006
Contract end date	

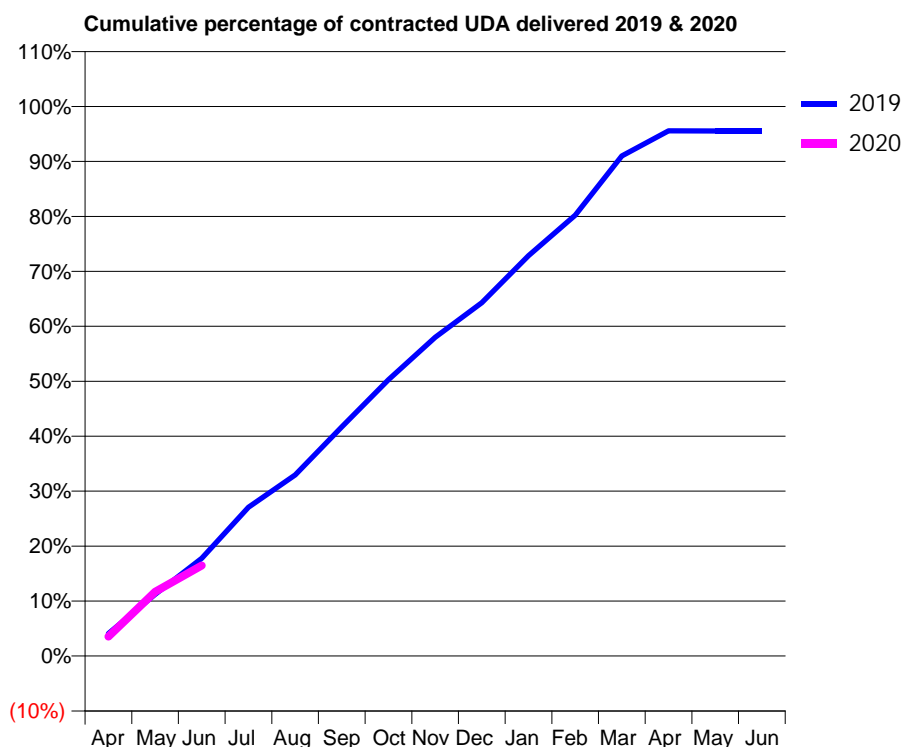
19/20 Contracted general activity (UDA)	5,500
Carry forward general activity (UDA)	0
19/20 Contracted orthodontic activity (UOA)	0
Carry forward orthodontic activity (UOA)	0
Baseline contract value	£124,436.30

ACCESS*

Patients seen in 24 months	Total	Change since previous quarter
Quarter ending June 2018	1,974	
Quarter ending September 2018	1,965	→
Quarter ending December 2018	1,984	→
Quarter ending March 2019	1,980	→
Quarter ending June 2019	2,017	→
Variance since June 2018	2.2%	↑



ACTIVITY



Month	Adjusted Scheduled Activity (UDA)	
	2019	2020
April	225	196
May	617	644
June	978	906
July	1,488	
August	1,814	
September	2,294	
October	2,765	
November	3,190	
December	3,536	
January	4,006	
February	4,412	
March	5,005	
April	5,255	
May	5,254	
June	5,254	

QUALITY

	Quantity	Base Number	Contract	AT	Region	England
% of FP17s for the same patient ID Re-attending within 3 months - Children	11	235	4.7%	8.4%	10.6%	11.4%
% of FP17s for the same patient ID Re-attending within 3 months - Adults	44	364	12.1%	12.9%	15.2%	15.4%
% of FP17s for the same patient ID Re-attending between 3 & 9 months - Children	130	235	55.3%	63.6%	62.3%	59.8%
% of FP17s for the same patient ID Re-attending between 3 & 9 months - Adults	188	364	51.6%	53.6%	53.3%	52.1%
% of FP17s for Band 1 Urgent Courses	16	492	3.3%	8.4%	9.7%	9.2%
% of FP17s Relating to Free Repair or Replacements	3	492	0.6%	0.6%	0.6%	0.7%
% of FP17s Relating to Continuations	0	492	0.0%	0.7%	0.8%	0.8%
% of Patients satisfied with the dentistry they have received	2	2	N/A	94.5%	93.4%	93.4%
% of Patients satisfied with the time they had to wait for an appointment	2	2	N/A	86.6%	86.8%	87.6%

* This is based on patients treated on this contract for their most recent course of treatment. Figures in italics indicate the base number of FP17s or Patient Questionnaire responses are less than 100. N/A is shown where the base number of responses is less than 10 during the period. % is calculated as Quantity/Base number*100

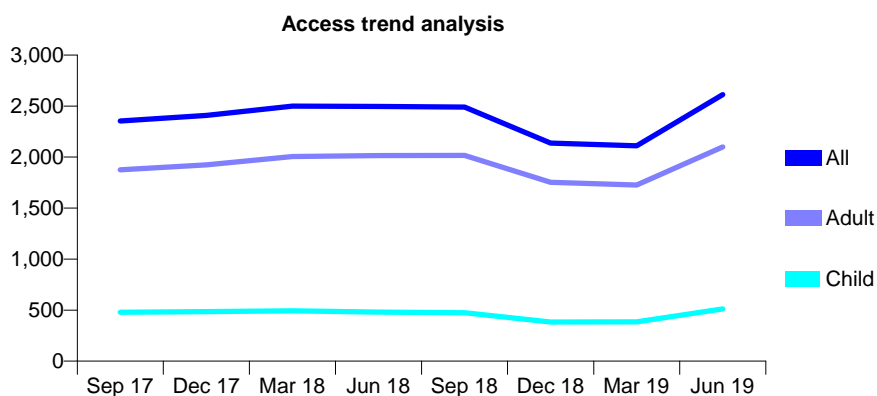
Q64 - Vital Signs At a Glance Contract Report for 573892/0001 - June 2019

Name or company name	MR JA SETON
Contract type name	GDS Contract
Purpose of contract	General
Contract start date	01/04/2006
Contract end date	

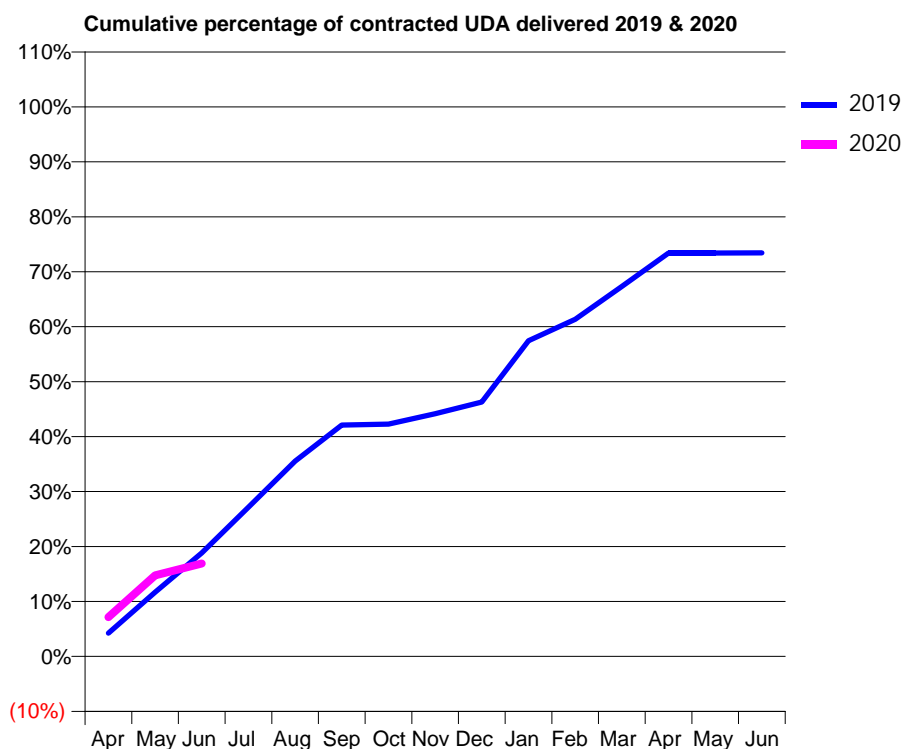
19/20 Contracted general activity (UDA)	7,618
Carry forward general activity (UDA)	0
19/20 Contracted orthodontic activity (UOA)	0
Carry forward orthodontic activity (UOA)	0
Baseline contract value	£162,043.64

ACCESS*

Patients seen in 24 months	Total	Change since previous quarter
Quarter ending June 2018	2,496	
Quarter ending September 2018	2,491	→
Quarter ending December 2018	2,136	↓
Quarter ending March 2019	2,111	↓
Quarter ending June 2019	2,612	↑
Variance since June 2018	4.6%	↑



ACTIVITY



Month	2019	2020
April	323	545
May	891	1,123
June	1,433	1,287
July	2,070	
August	2,708	
September	3,206	
October	3,220	
November	3,364	
December	3,526	
January	4,376	
February	4,672	
March	5,127	
April	5,591	
May	5,592	
June	5,593	

QUALITY

	Quantity	Base Number	Contract	AT	Region	England
% of FP17s for the same patient ID Re-attending within 3 months - Children	1	221	0.5%	8.4%	10.6%	11.4%
% of FP17s for the same patient ID Re-attending within 3 months - Adults	31	790	3.9%	12.9%	15.2%	15.4%
% of FP17s for the same patient ID Re-attending between 3 & 9 months - Children	43	221	19.5%	63.6%	62.3%	59.8%
% of FP17s for the same patient ID Re-attending between 3 & 9 months - Adults	189	790	23.9%	53.6%	53.3%	52.1%
% of FP17s for Band 1 Urgent Courses	64	777	8.2%	8.4%	9.7%	9.2%
% of FP17s Relating to Free Repair or Replacements	4	777	0.5%	0.6%	0.6%	0.7%
% of FP17s Relating to Continuations	1	777	0.1%	0.7%	0.8%	0.8%
% of Patients satisfied with the dentistry they have received	5	5	N/A	94.5%	93.4%	93.4%
% of Patients satisfied with the time they had to wait for an appointment	5	5	N/A	86.6%	86.8%	87.6%

* This is based on patients treated on this contract for their most recent course of treatment. Figures in italics indicate the base number of FP17s or Patient Questionnaire responses are less than 100. N/A is shown where the base number of responses is less than 10 during the period. % is calculated as Quantity/Base number*100

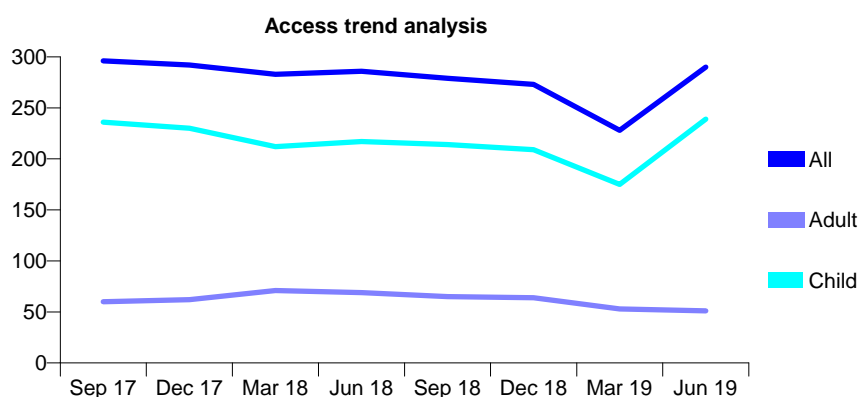
Q64 - Vital Signs At a Glance Contract Report for 620173/0001 - June 2019

Name or company name	Lovat House Dental Surgery
Contract type name	GDS Contract
Purpose of contract	General
Contract start date	01/04/2008
Contract end date	

19/20 Contracted general activity (UDA)	502
Carry forward general activity (UDA)	0
19/20 Contracted orthodontic activity (UOA)	0
Carry forward orthodontic activity (UOA)	0
Baseline contract value	£10,972.46

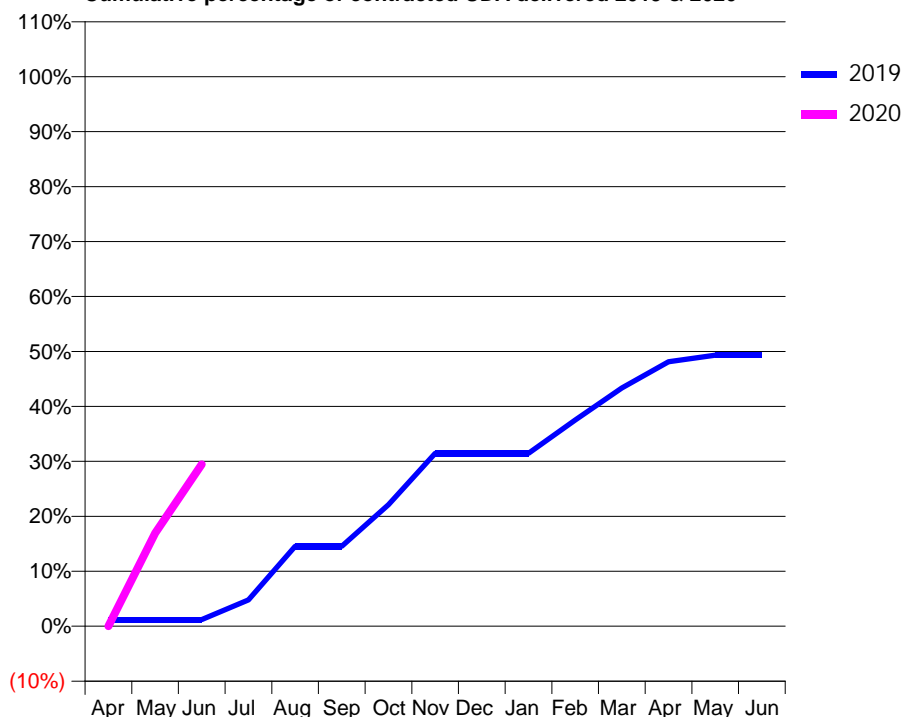
ACCESS*

Patients seen in 24 months	Total	Change since previous quarter
Quarter ending June 2018	286	
Quarter ending September 2018	279	↓
Quarter ending December 2018	273	↓
Quarter ending March 2019	228	↓
Quarter ending June 2019	290	↑
Variance since June 2018	1.4%	→



ACTIVITY

Cumulative percentage of contracted UDA delivered 2019 & 2020



Adjusted Scheduled Activity (UDA)

Month	2019	2020
April	6	0
May	6	85
June	6	148
July	24	
August	73	
September	73	
October	111	
November	158	
December	158	
January	158	
February	188	
March	218	
April	242	
May	248	
June	248	

QUALITY

	Quantity	Base Number	Contract	AT	Region	England
% of FP17s for the same patient ID Re-attending within 3 months - Children	2	130	1.5%	8.4%	10.6%	11.4%
% of FP17s for the same patient ID Re-attending within 3 months - Adults	0	10	0.0%	12.9%	15.2%	15.4%
% of FP17s for the same patient ID Re-attending between 3 & 9 months - Children	32	130	24.6%	63.6%	62.3%	59.8%
% of FP17s for the same patient ID Re-attending between 3 & 9 months - Adults	4	10	40.0%	53.6%	53.3%	52.1%
% of FP17s for Band 1 Urgent Courses	0	110	0.0%	8.4%	9.7%	9.2%
% of FP17s Relating to Free Repair or Replacements	0	110	0.0%	0.6%	0.6%	0.7%
% of FP17s Relating to Continuations	1	110	0.9%	0.7%	0.8%	0.8%
% of Patients satisfied with the dentistry they have received	1	1	N/A	94.5%	93.4%	93.4%
% of Patients satisfied with the time they had to wait for an appointment	1	1	N/A	86.6%	86.8%	87.6%

* This is based on patients treated on this contract for their most recent course of treatment.

Figures in italics indicate the base number of FP17s or Patient Questionnaire responses are less than 100. N/A is shown where the base number of responses is less than 10 during the period. % is calculated as Quantity/Base number*100

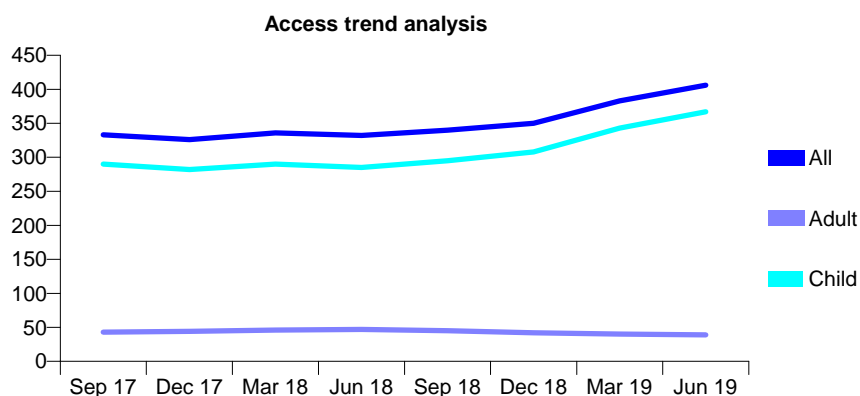
Q64 - Vital Signs At a Glance Contract Report for 623229/0001 - June 2019

Name or company name	The Cross House Dental Practice
Contract type name	GDS Contract
Purpose of contract	General
Contract start date	01/04/2006
Contract end date	

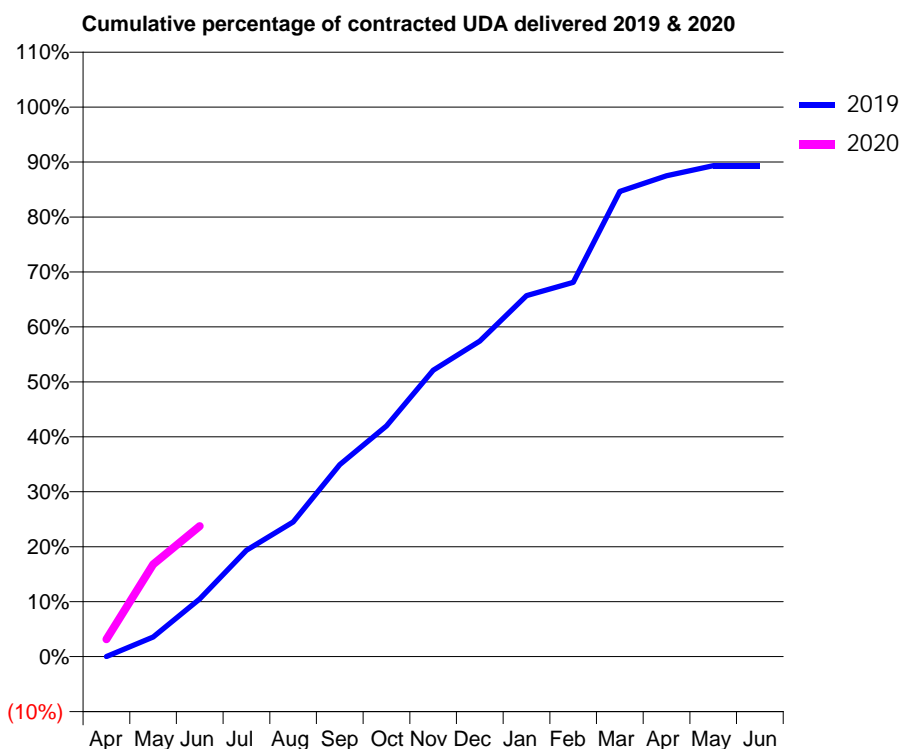
19/20 Contracted general activity (UDA)	700
Carry forward general activity (UDA)	0
19/20 Contracted orthodontic activity (UOA)	0
Carry forward orthodontic activity (UOA)	0
Baseline contract value	£17,992.55

ACCESS*

Patients seen in 24 months	Total	Change since previous quarter
Quarter ending June 2018	332	
Quarter ending September 2018	340	↑
Quarter ending December 2018	350	↑
Quarter ending March 2019	383	↑
Quarter ending June 2019	406	↑
Variance since June 2018	22.3%	↑



ACTIVITY



Month	Adjusted Scheduled Activity (UDA)	
	2019	2020
April	0	22
May	25	118
June	73	166
July	135	
August	171	
September	245	
October	294	
November	365	
December	402	
January	460	
February	477	
March	592	
April	612	
May	625	
June	625	

QUALITY

	Quantity	Base Number	Contract	AT	Region	England
% of FP17s for the same patient ID Re-attending within 3 months - Children	12	132	9.1%	8.4%	10.6%	11.4%
% of FP17s for the same patient ID Re-attending within 3 months - Adults	0	0	N/A	12.9%	15.2%	15.4%
% of FP17s for the same patient ID Re-attending between 3 & 9 months - Children	75	132	56.8%	63.6%	62.3%	59.8%
% of FP17s for the same patient ID Re-attending between 3 & 9 months - Adults	1	0	N/A	53.6%	53.3%	52.1%
% of FP17s for Band 1 Urgent Courses	11	118	9.3%	8.4%	9.7%	9.2%
% of FP17s Relating to Free Repair or Replacements	0	118	0.0%	0.6%	0.6%	0.7%
% of FP17s Relating to Continuations	1	118	0.8%	0.7%	0.8%	0.8%
% of Patients satisfied with the dentistry they have received	1	1	N/A	94.5%	93.4%	93.4%
% of Patients satisfied with the time they had to wait for an appointment	1	1	N/A	86.6%	86.8%	87.6%

* This is based on patients treated on this contract for their most recent course of treatment. Figures in italics indicate the base number of FP17s or Patient Questionnaire responses are less than 100. N/A is shown where the base number of responses is less than 10 during the period. % is calculated as Quantity/Base number*100

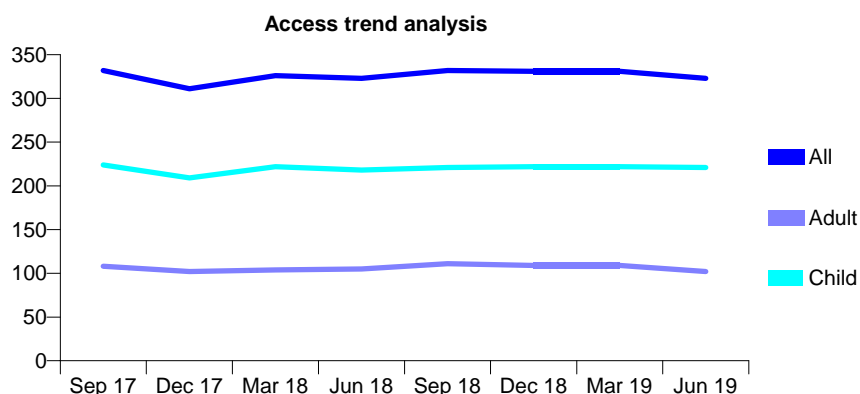
Q64 - Vital Signs At a Glance Contract Report for 632171/0001 - June 2019

Name or company name	MR CJ RUSHFORTH
Contract type name	GDS Contract
Purpose of contract	General
Contract start date	01/04/2006
Contract end date	

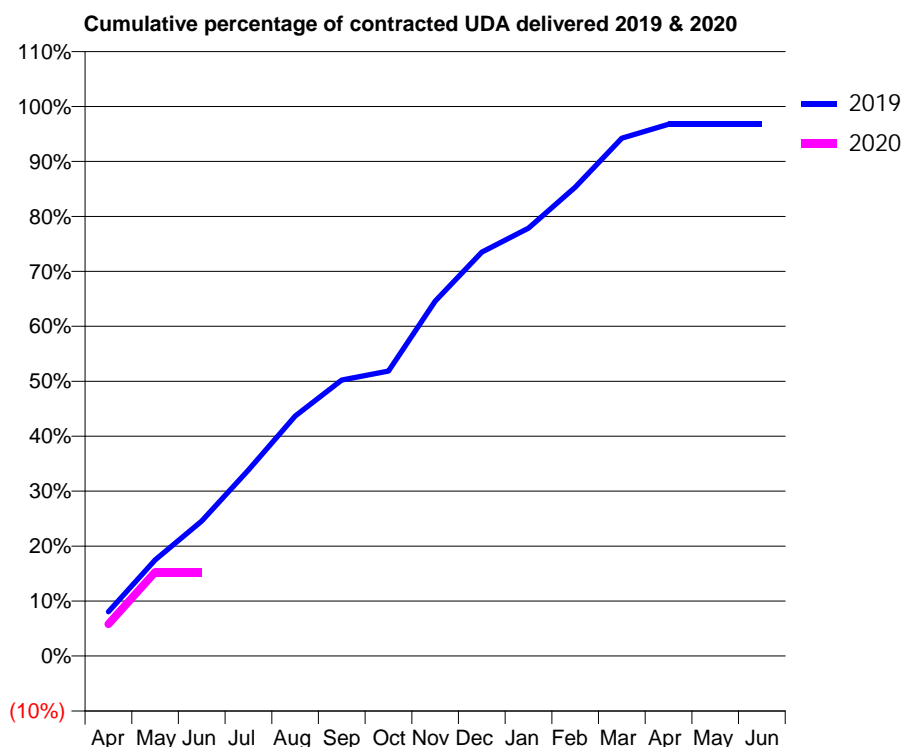
19/20 Contracted general activity (UDA)	550
Carry forward general activity (UDA)	0
19/20 Contracted orthodontic activity (UOA)	0
Carry forward orthodontic activity (UOA)	0
Baseline contract value	£16,228.09

ACCESS*

Patients seen in 24 months	Total	Change since previous quarter
Quarter ending June 2018	323	
Quarter ending September 2018	332	↑
Quarter ending December 2018	331	→
Quarter ending March 2019	331	→
Quarter ending June 2019	323	↓
Variance since June 2018	0.0%	→



ACTIVITY



Month	Adjusted Scheduled Activity (UDA)	
	2019	2020
April	44	32
May	96	84
June	135	84
July	186	
August	240	
September	276	
October	285	
November	355	
December	404	
January	428	
February	469	
March	518	
April	532	
May	532	
June	532	

QUALITY

	Quantity	Base Number	Contract	AT	Region	England
% of FP17s for the same patient ID Re-attending within 3 months - Children	0	57	0.0%	8.4%	10.6%	11.4%
% of FP17s for the same patient ID Re-attending within 3 months - Adults	0	19	0.0%	12.9%	15.2%	15.4%
% of FP17s for the same patient ID Re-attending between 3 & 9 months - Children	37	57	64.9%	63.6%	62.3%	59.8%
% of FP17s for the same patient ID Re-attending between 3 & 9 months - Adults	12	19	63.2%	53.6%	53.3%	52.1%
% of FP17s for Band 1 Urgent Courses	0	66	0.0%	8.4%	9.7%	9.2%
% of FP17s Relating to Free Repair or Replacements	0	66	0.0%	0.6%	0.6%	0.7%
% of FP17s Relating to Continuations	0	66	0.0%	0.7%	0.8%	0.8%
% of Patients satisfied with the dentistry they have received	0	0	N/A	94.5%	93.4%	93.4%
% of Patients satisfied with the time they had to wait for an appointment	0	0	N/A	86.6%	86.8%	87.6%

* This is based on patients treated on this contract for their most recent course of treatment. Figures in italics indicate the base number of FP17s or Patient Questionnaire responses are less than 100. N/A is shown where the base number of responses is less than 10 during the period. % is calculated as Quantity/Base number*100

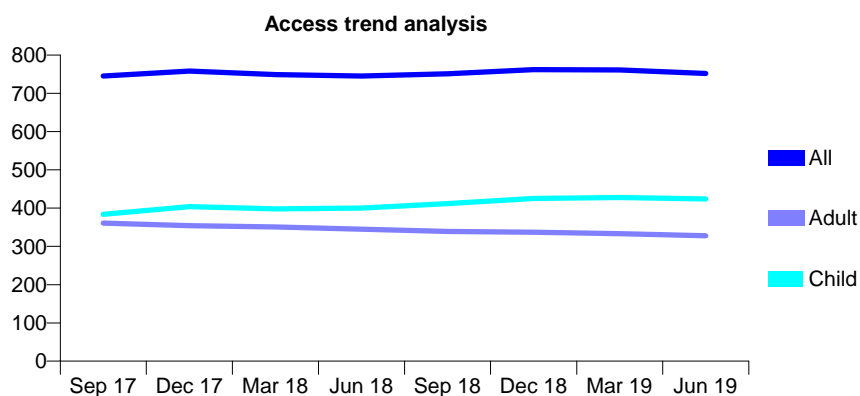
Q64 - Vital Signs At a Glance Contract Report for 636479/0001 - June 2019

Name or company name	Mark Saliba Limited
Contract type name	GDS Contract
Purpose of contract	General
Contract start date	01/04/2006
Contract end date	

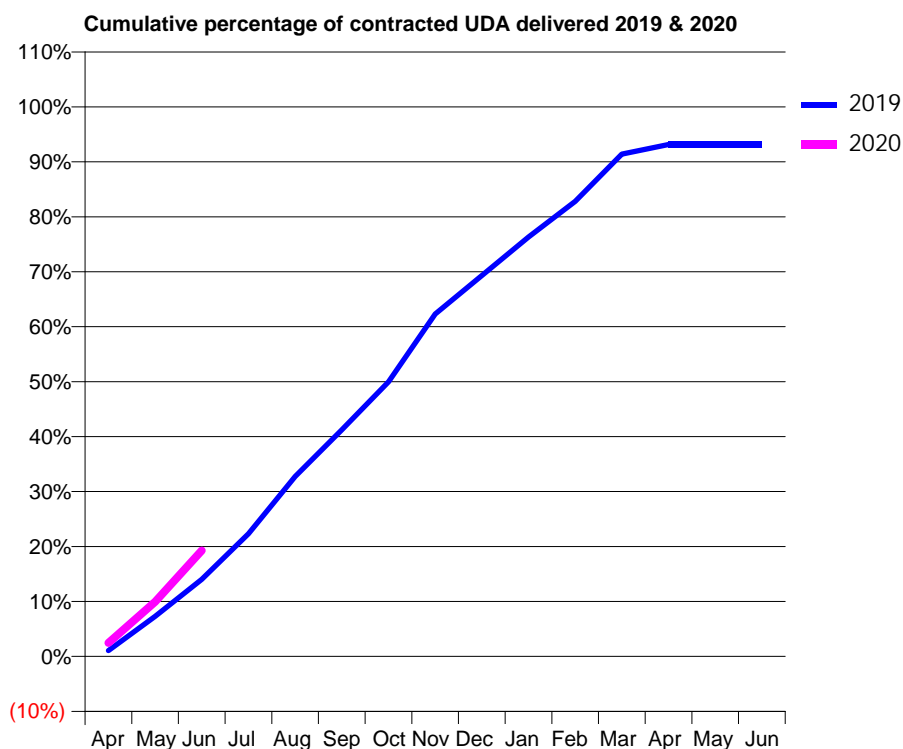
19/20 Contracted general activity (UDA)	2,500
Carry forward general activity (UDA)	0
19/20 Contracted orthodontic activity (UOA)	0
Carry forward orthodontic activity (UOA)	0
Baseline contract value	£70,963.73

ACCESS*

Patients seen in 24 months	Total	Change since previous quarter
Quarter ending June 2018	745	
Quarter ending September 2018	751	→
Quarter ending December 2018	762	→
Quarter ending March 2019	761	→
Quarter ending June 2019	752	↓
Variance since June 2018	0.9%	→



ACTIVITY



Month	2019	2020
April	26	62
May	182	249
June	351	481
July	558	
August	819	
September	1,030	
October	1,249	
November	1,558	
December	1,732	
January	1,908	
February	2,070	
March	2,285	
April	2,329	
May	2,329	
June	2,329	

QUALITY

	Quantity	Base Number	Contract	AT	Region	England
% of FP17s for the same patient ID Re-attending within 3 months - Children	15	146	10.3%	8.4%	10.6%	11.4%
% of FP17s for the same patient ID Re-attending within 3 months - Adults	22	98	22.4%	12.9%	15.2%	15.4%
% of FP17s for the same patient ID Re-attending between 3 & 9 months - Children	94	146	64.4%	63.6%	62.3%	59.8%
% of FP17s for the same patient ID Re-attending between 3 & 9 months - Adults	57	98	58.2%	53.6%	53.3%	52.1%
% of FP17s for Band 1 Urgent Courses	11	223	4.9%	8.4%	9.7%	9.2%
% of FP17s Relating to Free Repair or Replacements	1	223	0.4%	0.6%	0.6%	0.7%
% of FP17s Relating to Continuations	1	223	0.4%	0.7%	0.8%	0.8%
% of Patients satisfied with the dentistry they have received	1	1	N/A	94.5%	93.4%	93.4%
% of Patients satisfied with the time they had to wait for an appointment	1	1	N/A	86.6%	86.8%	87.6%

* This is based on patients treated on this contract for their most recent course of treatment. Figures in italics indicate the base number of FP17s or Patient Questionnaire responses are less than 100. N/A is shown where the base number of responses is less than 10 during the period. % is calculated as Quantity/Base number*100

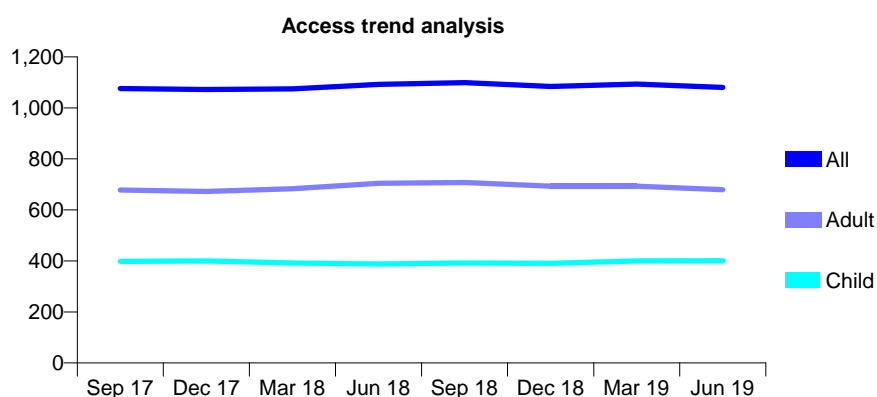
Q64 - Vital Signs At a Glance Contract Report for 636975/0001 - June 2019

Name or company name	MR PS SMITHSON
Contract type name	GDS Contract
Purpose of contract	General
Contract start date	01/04/2006
Contract end date	

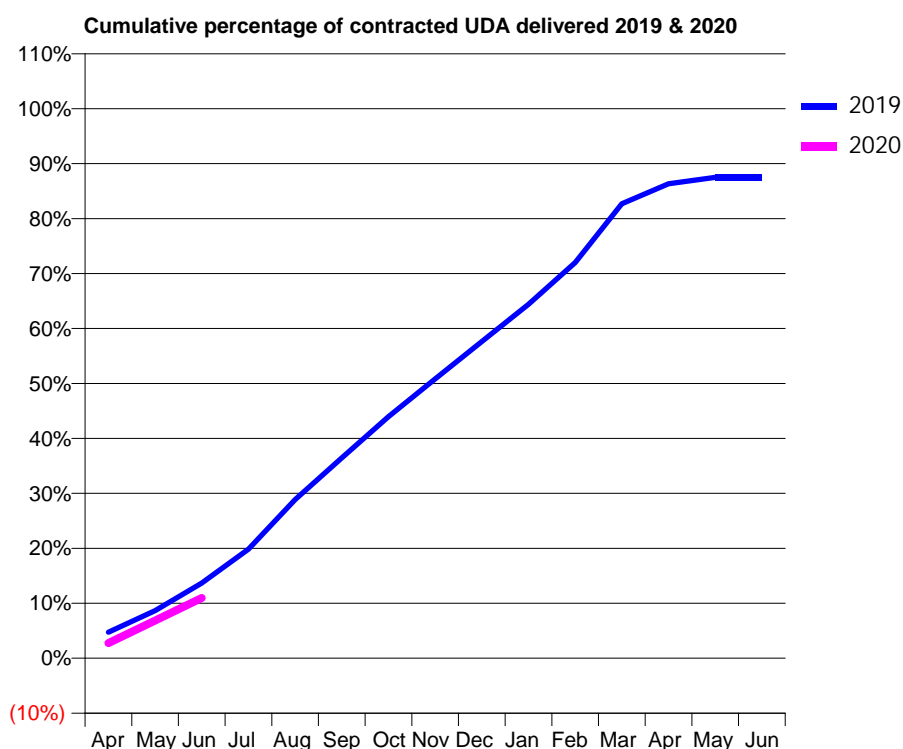
19/20 Contracted general activity (UDA)	3,666
Carry forward general activity (UDA)	0
19/20 Contracted orthodontic activity (UOA)	0
Carry forward orthodontic activity (UOA)	0
Baseline contract value	£86,524.24

ACCESS*

Patients seen in 24 months	Total	Change since previous quarter
Quarter ending June 2018	1,092	
Quarter ending September 2018	1,099	→
Quarter ending December 2018	1,084	↓
Quarter ending March 2019	1,093	→
Quarter ending June 2019	1,080	↓
Variance since June 2018	(1.1%)	↓



ACTIVITY



Month	2019	2020
April	174	101
May	318	251
June	501	402
July	727	
August	1,058	
September	1,337	
October	1,612	
November	1,863	
December	2,112	
January	2,361	
February	2,640	
March	3,031	
April	3,164	
May	3,207	
June	3,207	

QUALITY

	Quantity	Base Number	Contract	AT	Region	England
% of FP17s for the same patient ID Re-attending within 3 months - Children	8	142	5.6%	8.4%	10.6%	11.4%
% of FP17s for the same patient ID Re-attending within 3 months - Adults	18	153	11.8%	12.9%	15.2%	15.4%
% of FP17s for the same patient ID Re-attending between 3 & 9 months - Children	67	142	47.2%	63.6%	62.3%	59.8%
% of FP17s for the same patient ID Re-attending between 3 & 9 months - Adults	90	153	58.8%	53.6%	53.3%	52.1%
% of FP17s for Band 1 Urgent Courses	6	239	2.5%	8.4%	9.7%	9.2%
% of FP17s Relating to Free Repair or Replacements	1	239	0.4%	0.6%	0.6%	0.7%
% of FP17s Relating to Continuations	0	239	0.0%	0.7%	0.8%	0.8%
% of Patients satisfied with the dentistry they have received	2	2	N/A	94.5%	93.4%	93.4%
% of Patients satisfied with the time they had to wait for an appointment	2	2	N/A	86.6%	86.8%	87.6%

* This is based on patients treated on this contract for their most recent course of treatment. Figures in italics indicate the base number of FP17s or Patient Questionnaire responses are less than 100. N/A is shown where the base number of responses is less than 10 during the period. % is calculated as Quantity/Base number*100

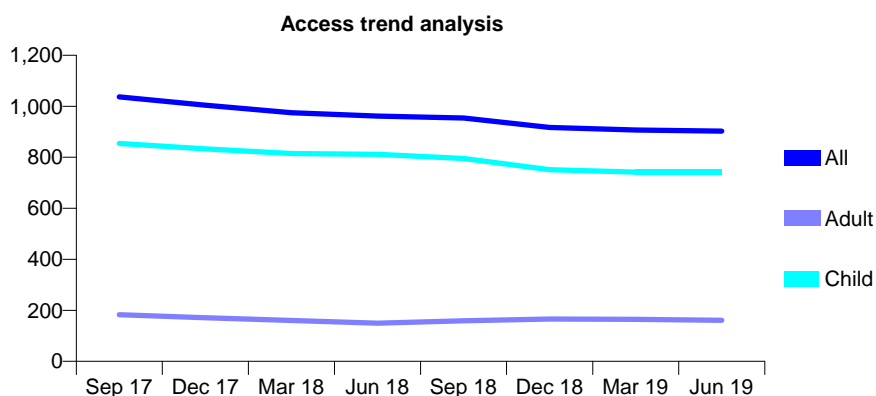
Q64 - Vital Signs At a Glance Contract Report for 642231/0001 - June 2019

Name or company name	MR RO COLEMAN
Contract type name	GDS Contract
Purpose of contract	General
Contract start date	01/04/2006
Contract end date	

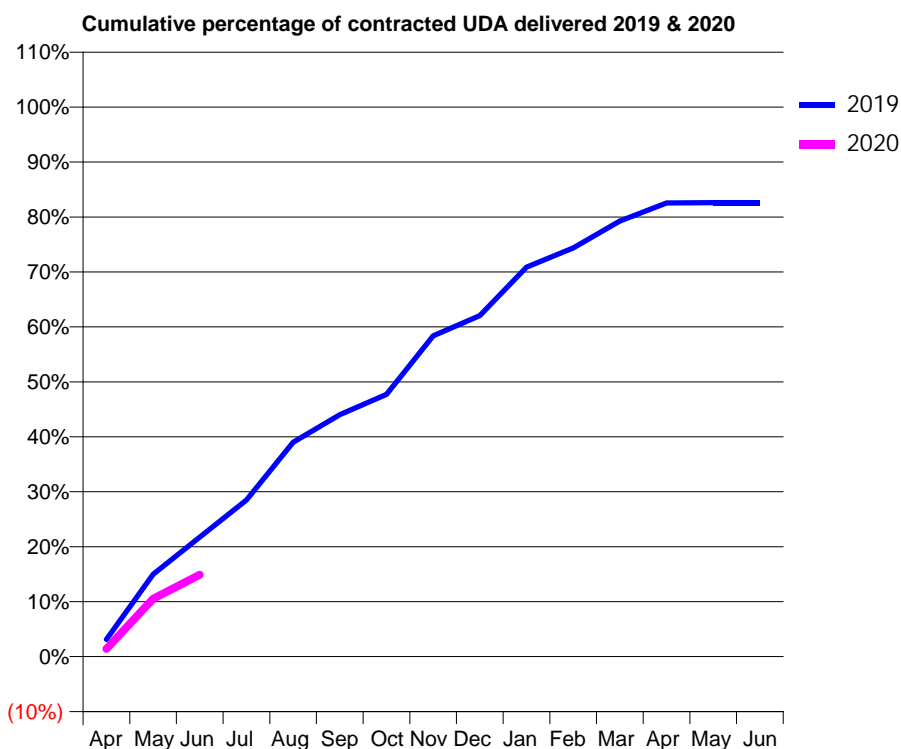
19/20 Contracted general activity (UDA)	2,200
Carry forward general activity (UDA)	0
19/20 Contracted orthodontic activity (UOA)	0
Carry forward orthodontic activity (UOA)	0
Baseline contract value	£47,857.16

ACCESS*

Patients seen in 24 months	Total	Change since previous quarter
Quarter ending June 2018	962	
Quarter ending September 2018	954	→
Quarter ending December 2018	917	↓
Quarter ending March 2019	907	↓
Quarter ending June 2019	903	→
Variance since June 2018	(6.1%)	↓



ACTIVITY



Month	Adjusted Scheduled Activity (UDA)	
	2019	2020
April	69	31
May	329	232
June	479	328
July	627	
August	858	
September	968	
October	1,050	
November	1,284	
December	1,365	
January	1,559	
February	1,636	
March	1,743	
April	1,816	
May	1,817	
June	1,817	

QUALITY

	Quantity	Base Number	Contract	AT	Region	England
% of FP17s for the same patient ID Re-attending within 3 months - Children	15	248	6.0%	8.4%	10.6%	11.4%
% of FP17s for the same patient ID Re-attending within 3 months - Adults	2	19	10.5%	12.9%	15.2%	15.4%
% of FP17s for the same patient ID Re-attending between 3 & 9 months - Children	129	248	52.0%	63.6%	62.3%	59.8%
% of FP17s for the same patient ID Re-attending between 3 & 9 months - Adults	9	19	47.4%	53.6%	53.3%	52.1%
% of FP17s for Band 1 Urgent Courses	6	221	2.7%	8.4%	9.7%	9.2%
% of FP17s Relating to Free Repair or Replacements	0	221	0.0%	0.6%	0.6%	0.7%
% of FP17s Relating to Continuations	0	221	0.0%	0.7%	0.8%	0.8%
% of Patients satisfied with the dentistry they have received	1	1	N/A	94.5%	93.4%	93.4%
% of Patients satisfied with the time they had to wait for an appointment	1	1	N/A	86.6%	86.8%	87.6%

* This is based on patients treated on this contract for their most recent course of treatment. Figures in italics indicate the base number of FP17s or Patient Questionnaire responses are less than 100. N/A is shown where the base number of responses is less than 10 during the period. % is calculated as Quantity/Base number*100

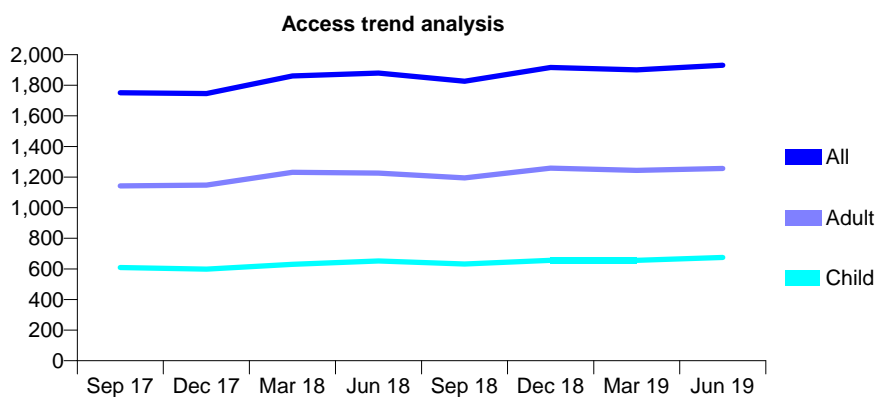
Q64 - Vital Signs At a Glance Contract Report for 643297/0001 - June 2019

Name or company name	Savernake Dental Partners
Contract type name	GDS Contract
Purpose of contract	General
Contract start date	01/04/2006
Contract end date	

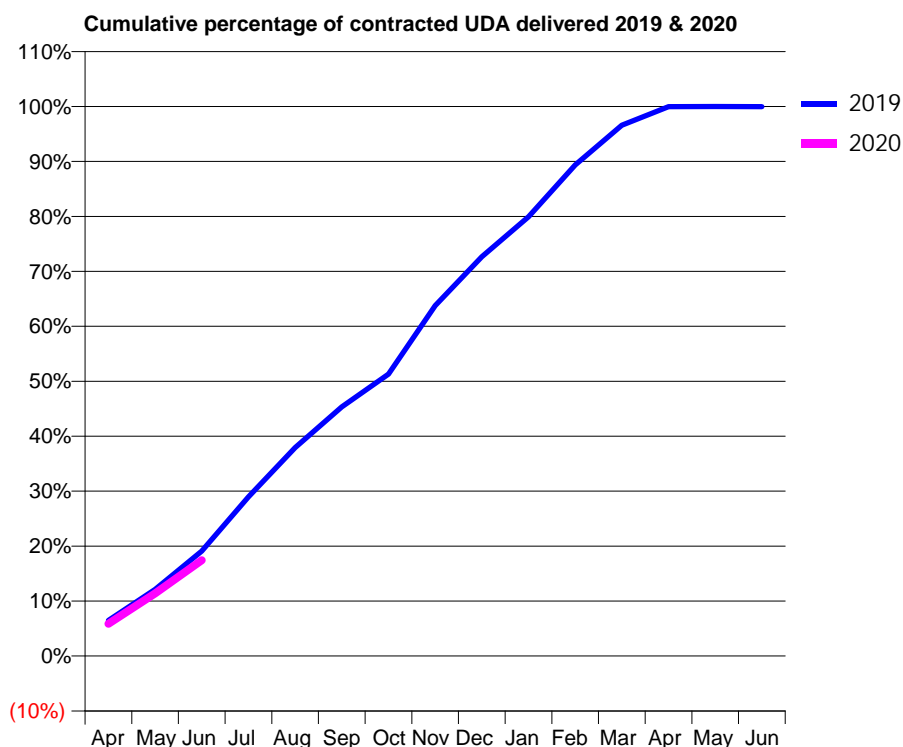
19/20 Contracted general activity (UDA)	3,738
Carry forward general activity (UDA)	0
19/20 Contracted orthodontic activity (UOA)	0
Carry forward orthodontic activity (UOA)	0
Baseline contract value	£81,367.57

ACCESS*

Patients seen in 24 months	Total	Change since previous quarter
Quarter ending June 2018	1,879	
Quarter ending September 2018	1,826	↓
Quarter ending December 2018	1,916	↑
Quarter ending March 2019	1,900	→
Quarter ending June 2019	1,931	→
Variance since June 2018	2.8%	↑



ACTIVITY



Month	Adjusted Scheduled Activity (UDA)	
	2019	2020
April	243	219
May	454	427
June	714	651
July	1,083	
August	1,418	
September	1,695	
October	1,918	
November	2,383	
December	2,715	
January	2,987	
February	3,340	
March	3,610	
April	3,737	
May	3,738	
June	3,737	

QUALITY

	Quantity	Base Number	Contract	AT	Region	England
% of FP17s for the same patient ID Re-attending within 3 months - Children	9	267	3.4%	8.4%	10.6%	11.4%
% of FP17s for the same patient ID Re-attending within 3 months - Adults	44	425	10.4%	12.9%	15.2%	15.4%
% of FP17s for the same patient ID Re-attending between 3 & 9 months - Children	144	267	53.9%	63.6%	62.3%	59.8%
% of FP17s for the same patient ID Re-attending between 3 & 9 months - Adults	158	425	37.2%	53.6%	53.3%	52.1%
% of FP17s for Band 1 Urgent Courses	22	418	5.3%	8.4%	9.7%	9.2%
% of FP17s Relating to Free Repair or Replacements	1	418	0.2%	0.6%	0.6%	0.7%
% of FP17s Relating to Continuations	3	418	0.7%	0.7%	0.8%	0.8%
% of Patients satisfied with the dentistry they have received	4	4	N/A	94.5%	93.4%	93.4%
% of Patients satisfied with the time they had to wait for an appointment	4	4	N/A	86.6%	86.8%	87.6%

* This is based on patients treated on this contract for their most recent course of treatment. Figures in italics indicate the base number of FP17s or Patient Questionnaire responses are less than 100. N/A is shown where the base number of responses is less than 10 during the period. % is calculated as Quantity/Base number*100

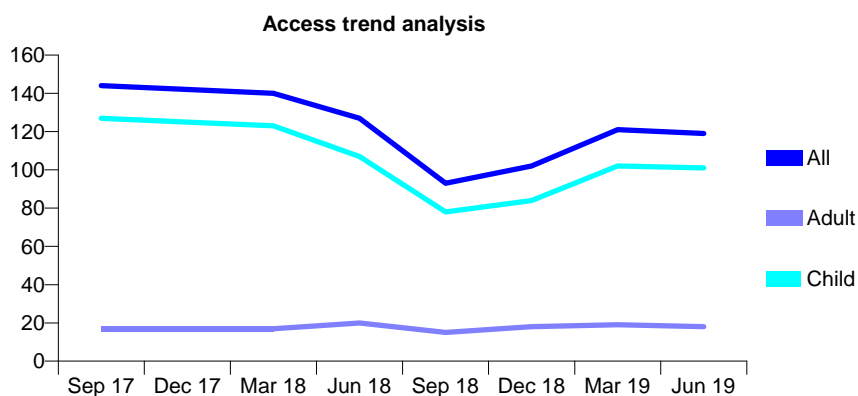
Q64 - Vital Signs At a Glance Contract Report for 650455/0001 - June 2019

Name or company name	MR JC KILLICK
Contract type name	GDS Contract
Purpose of contract	General
Contract start date	01/04/2006
Contract end date	

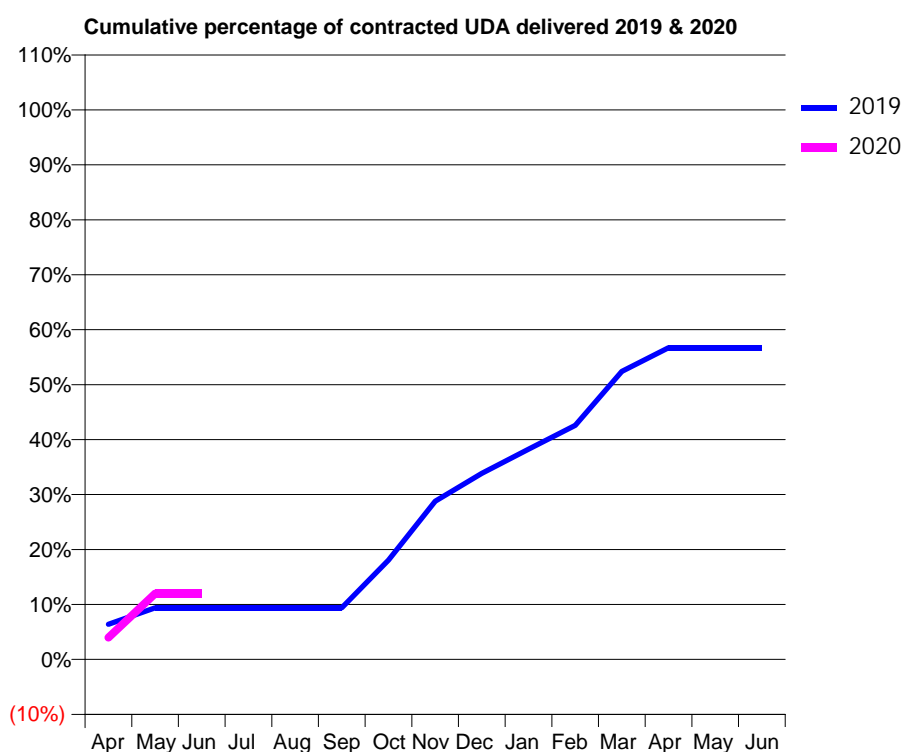
19/20 Contracted general activity (UDA)	300
Carry forward general activity (UDA)	0
19/20 Contracted orthodontic activity (UOA)	0
Carry forward orthodontic activity (UOA)	0
Baseline contract value	£7,298.33

ACCESS*

Patients seen in 24 months	Total	Change since previous quarter
Quarter ending June 2018	127	
Quarter ending September 2018	93	↓
Quarter ending December 2018	102	↑
Quarter ending March 2019	121	↑
Quarter ending June 2019	119	↓
Variance since June 2018	(6.3%)	↓



ACTIVITY



Month	Adjusted Scheduled Activity (UDA)	
	2019	2020
April	19	12
May	28	36
June	28	36
July	28	
August	28	
September	28	
October	54	
November	86	
December	102	
January	115	
February	128	
March	157	
April	170	
May	170	
June	170	

QUALITY

	Quantity	Base Number	Contract	AT	Region	England
% of FP17s for the same patient ID Re-attending within 3 months - Children	2	35	5.7%	8.4%	10.6%	11.4%
% of FP17s for the same patient ID Re-attending within 3 months - Adults	0	2	0.0%	12.9%	15.2%	15.4%
% of FP17s for the same patient ID Re-attending between 3 & 9 months - Children	26	35	74.3%	63.6%	62.3%	59.8%
% of FP17s for the same patient ID Re-attending between 3 & 9 months - Adults	0	2	0.0%	53.6%	53.3%	52.1%
% of FP17s for Band 1 Urgent Courses	0	30	0.0%	8.4%	9.7%	9.2%
% of FP17s Relating to Free Repair or Replacements	0	30	0.0%	0.6%	0.6%	0.7%
% of FP17s Relating to Continuations	0	30	0.0%	0.7%	0.8%	0.8%
% of Patients satisfied with the dentistry they have received	0	0	N/A	94.5%	93.4%	93.4%
% of Patients satisfied with the time they had to wait for an appointment	0	0	N/A	86.6%	86.8%	87.6%

* This is based on patients treated on this contract for their most recent course of treatment. Figures in italics indicate the base number of FP17s or Patient Questionnaire responses are less than 100. N/A is shown where the base number of responses is less than 10 during the period. % is calculated as Quantity/Base number*100

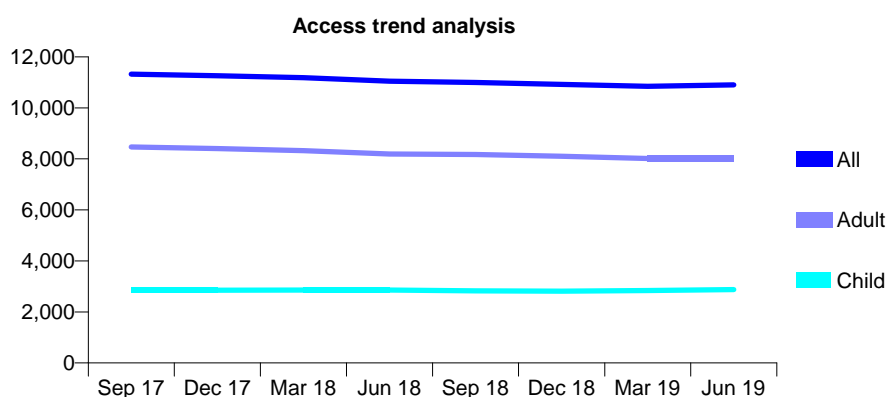
Q64 - Vital Signs At a Glance Contract Report for 651796/0001 - June 2019

Name or company name	MISS PA RISELEY-PRICHARD
Contract type name	Pilot Contract
Purpose of contract	General
Contract start date	01/04/2006
Contract end date	

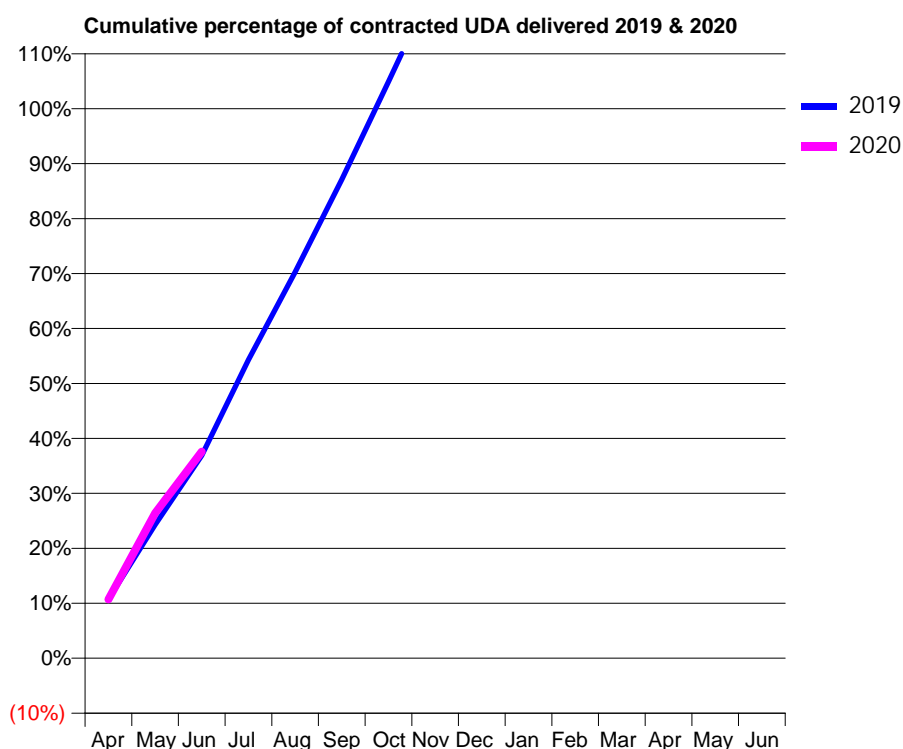
19/20 Contracted general activity (UDA)	10,292
Carry forward general activity (UDA)	0
19/20 Contracted orthodontic activity (UOA)	0
Carry forward orthodontic activity (UOA)	0
Baseline contract value	£830,600.24

ACCESS*

Patients seen in 24 months	Total	Change since previous quarter
Quarter ending June 2018	11,045	
Quarter ending September 2018	10,992	→
Quarter ending December 2018	10,918	→
Quarter ending March 2019	10,847	→
Quarter ending June 2019	10,899	→
Variance since June 2018	(1.3%)	↓



ACTIVITY



Month	2019	2020
April	1,105	1,102
May	2,502	2,715
June	3,795	3,868
July	5,588	
August	7,233	
September	8,962	
October	10,798	
November	12,660	
December	13,957	
January	15,617	
February	17,045	
March	18,347	
April	18,890	
May	18,949	
June	18,959	

QUALITY

	Quantity	Base Number	Contract	AT	Region	England
% of FP17s for the same patient ID Re-attending within 3 months - Children	22	1,053	2.1%	8.4%	10.6%	11.4%
% of FP17s for the same patient ID Re-attending within 3 months - Adults	120	1,706	7.0%	12.9%	15.2%	15.4%
% of FP17s for the same patient ID Re-attending between 3 & 9 months - Children	724	1,053	68.8%	63.6%	62.3%	59.8%
% of FP17s for the same patient ID Re-attending between 3 & 9 months - Adults	590	1,706	34.6%	53.6%	53.3%	52.1%
% of FP17s for Band 1 Urgent Courses	140	2,318	6.0%	8.4%	9.7%	9.2%
% of FP17s Relating to Free Repair or Replacements	8	2,318	0.3%	0.6%	0.6%	0.7%
% of FP17s Relating to Continuations	7	2,318	0.3%	0.7%	0.8%	0.8%
% of Patients satisfied with the dentistry they have received	5	7	N/A	94.5%	93.4%	93.4%
% of Patients satisfied with the time they had to wait for an appointment	2	7	N/A	86.6%	86.8%	87.6%

* This is based on patients treated on this contract for their most recent course of treatment. Figures in italics indicate the base number of FP17s or Patient Questionnaire responses are less than 100. N/A is shown where the base number of responses is less than 10 during the period. % is calculated as Quantity/Base number*100

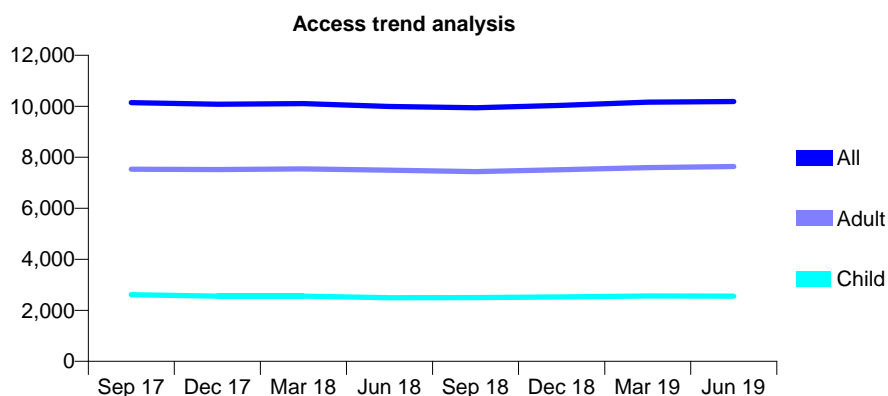
Q64 - Vital Signs At a Glance Contract Report for 652296/0001 - June 2019

Name or company name	MR MS INMAN
Contract type name	GDS Contract
Purpose of contract	General
Contract start date	01/04/2006
Contract end date	

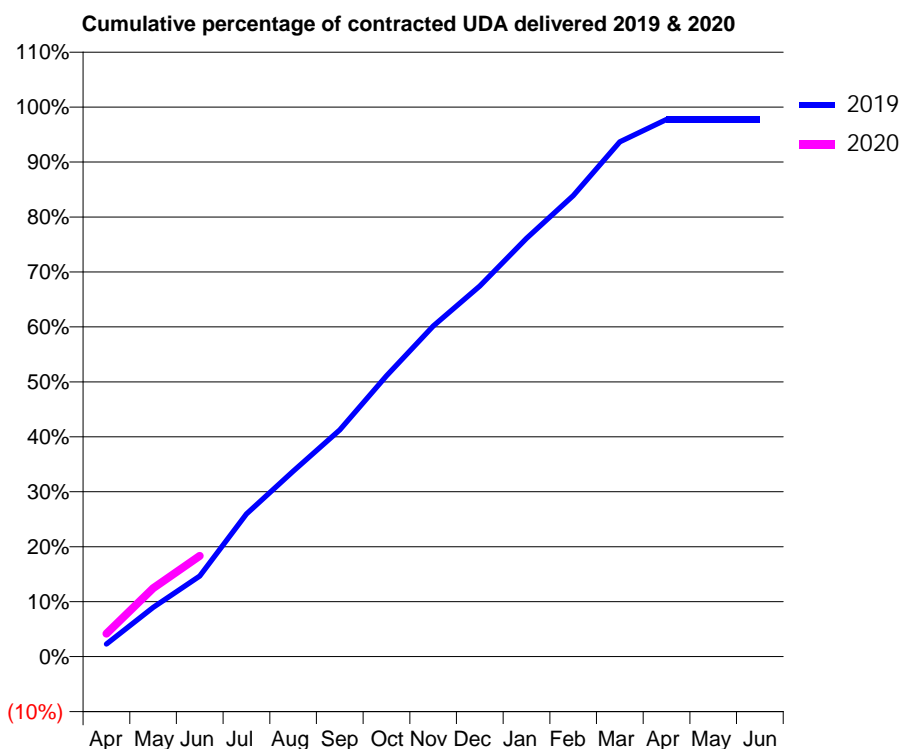
19/20 Contracted general activity (UDA)	25,241
Carry forward general activity (UDA)	0
19/20 Contracted orthodontic activity (UOA)	0
Carry forward orthodontic activity (UOA)	0
Baseline contract value	£663,673.51

ACCESS*

Patients seen in 24 months	Total	Change since previous quarter
Quarter ending June 2018	9,991	
Quarter ending September 2018	9,941	→
Quarter ending December 2018	10,038	→
Quarter ending March 2019	10,160	→
Quarter ending June 2019	10,187	→
Variance since June 2018	2.0%	→



ACTIVITY



Month	Adjusted Scheduled Activity (UDA)	
	2019	2020
April	586	1,056
May	2,297	3,147
June	3,759	4,629
July	6,652	
August	8,643	
September	10,574	
October	13,088	
November	15,411	
December	17,275	
January	19,502	
February	21,488	
March	23,997	
April	25,048	
May	25,039	
June	25,042	

QUALITY

	Quantity	Base Number	Contract	AT	Region	England
% of FP17s for the same patient ID Re-attending within 3 months - Children	104	992	10.5%	8.4%	10.6%	11.4%
% of FP17s for the same patient ID Re-attending within 3 months - Adults	277	2,406	11.5%	12.9%	15.2%	15.4%
% of FP17s for the same patient ID Re-attending between 3 & 9 months - Children	649	992	65.4%	63.6%	62.3%	59.8%
% of FP17s for the same patient ID Re-attending between 3 & 9 months - Adults	1,353	2,406	56.2%	53.6%	53.3%	52.1%
% of FP17s for Band 1 Urgent Courses	169	2,666	6.3%	8.4%	9.7%	9.2%
% of FP17s Relating to Free Repair or Replacements	32	2,666	1.2%	0.6%	0.6%	0.7%
% of FP17s Relating to Continuations	11	2,666	0.4%	0.7%	0.8%	0.8%
% of Patients satisfied with the dentistry they have received	4	5	N/A	94.5%	93.4%	93.4%
% of Patients satisfied with the time they had to wait for an appointment	4	5	N/A	86.6%	86.8%	87.6%

* This is based on patients treated on this contract for their most recent course of treatment. Figures in italics indicate the base number of FP17s or Patient Questionnaire responses are less than 100. N/A is shown where the base number of responses is less than 10 during the period. % is calculated as Quantity/Base number*100

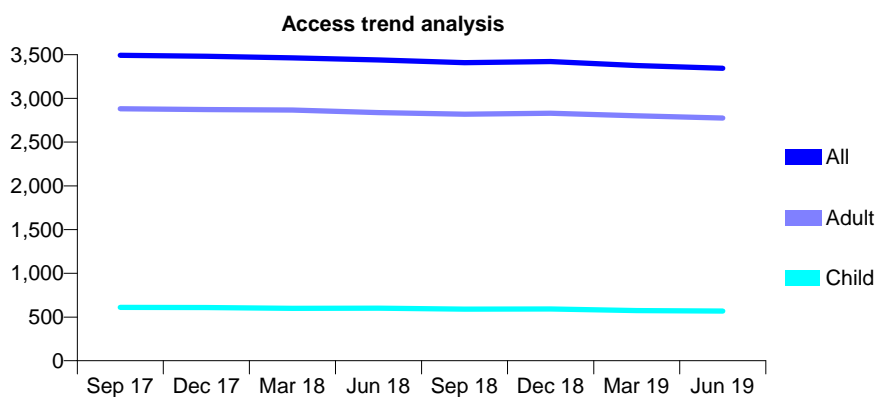
Q64 - Vital Signs At a Glance Contract Report for 672904/0002 - June 2019

Name or company name	MR DV BOWLES
Contract type name	GDS Contract
Purpose of contract	General
Contract start date	05/09/2012
Contract end date	

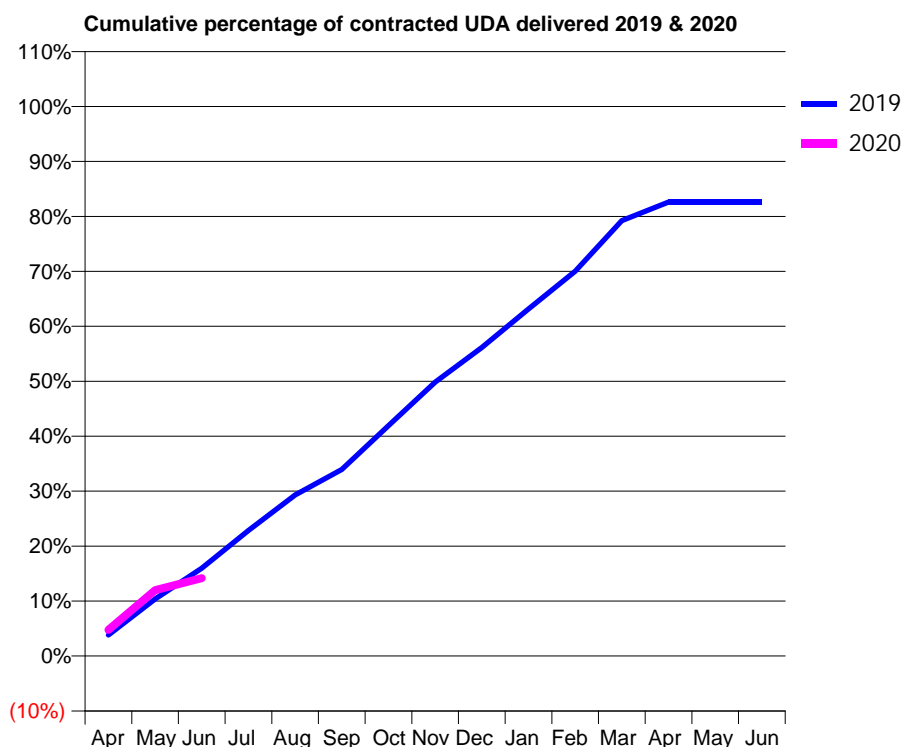
19/20 Contracted general activity (UDA)	8,803
Carry forward general activity (UDA)	0
19/20 Contracted orthodontic activity (UOA)	0
Carry forward orthodontic activity (UOA)	0
Baseline contract value	£197,035.43

ACCESS*

Patients seen in 24 months	Total	Change since previous quarter
Quarter ending June 2018	3,439	
Quarter ending September 2018	3,410	→
Quarter ending December 2018	3,422	→
Quarter ending March 2019	3,375	↓
Quarter ending June 2019	3,343	→
Variance since June 2018	(2.8%)	↓



ACTIVITY



Month	Adjusted Scheduled Activity (UDA)	
	2019	2020
April	338	420
May	916	1,055
June	1,406	1,247
July	2,011	
August	2,582	
September	2,988	
October	3,691	
November	4,389	
December	4,943	
January	5,559	
February	6,164	
March	6,974	
April	7,272	
May	7,273	
June	7,273	

QUALITY

	Quantity	Base Number	Contract	AT	Region	England
% of FP17s for the same patient ID Re-attending within 3 months - Children	9	119	7.6%	8.4%	10.6%	11.4%
% of FP17s for the same patient ID Re-attending within 3 months - Adults	62	633	9.8%	12.9%	15.2%	15.4%
% of FP17s for the same patient ID Re-attending between 3 & 9 months - Children	8	119	6.7%	63.6%	62.3%	59.8%
% of FP17s for the same patient ID Re-attending between 3 & 9 months - Adults	202	633	31.9%	53.6%	53.3%	52.1%
% of FP17s for Band 1 Urgent Courses	13	622	2.1%	8.4%	9.7%	9.2%
% of FP17s Relating to Free Repair or Replacements	0	622	0.0%	0.6%	0.6%	0.7%
% of FP17s Relating to Continuations	21	622	3.4%	0.7%	0.8%	0.8%
% of Patients satisfied with the dentistry they have received	0	0	N/A	94.5%	93.4%	93.4%
% of Patients satisfied with the time they had to wait for an appointment	0	0	N/A	86.6%	86.8%	87.6%

* This is based on patients treated on this contract for their most recent course of treatment. Figures in italics indicate the base number of FP17s or Patient Questionnaire responses are less than 100. N/A is shown where the base number of responses is less than 10 during the period. % is calculated as Quantity/Base number*100

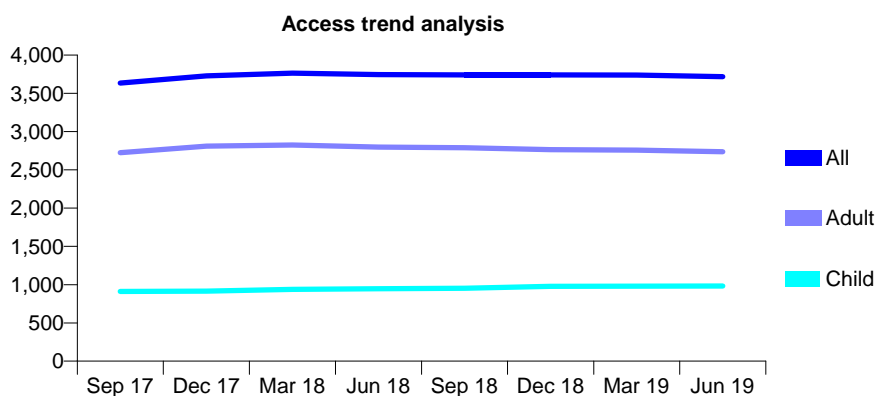
Q64 - Vital Signs At a Glance Contract Report for 674133/0001 - June 2019

Name or company name	Avon House Dental Practice
Contract type name	GDS Contract
Purpose of contract	General
Contract start date	04/12/2008
Contract end date	

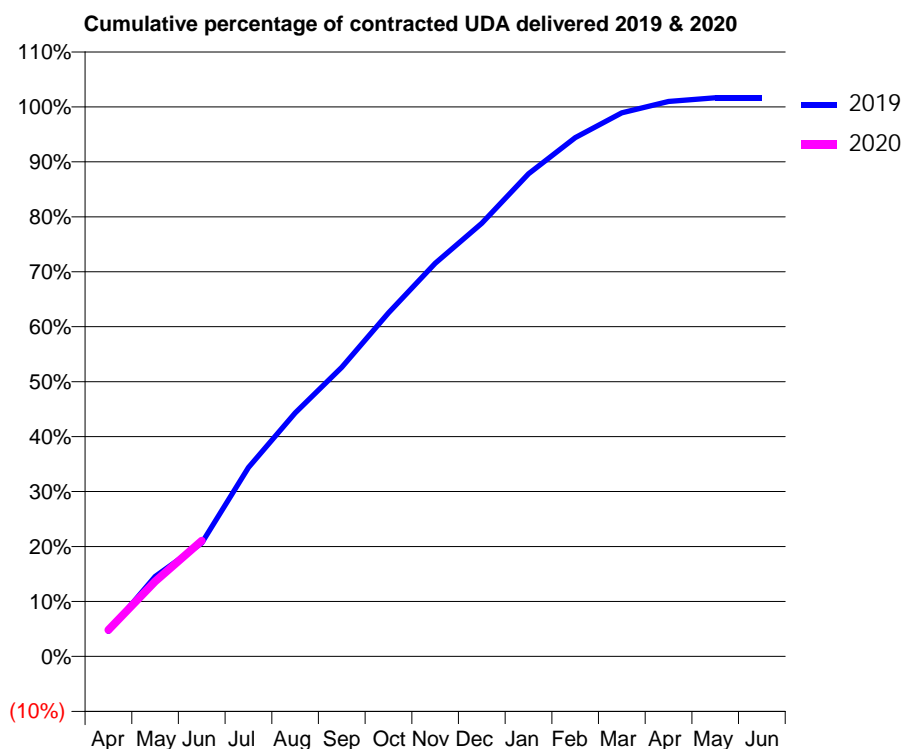
19/20 Contracted general activity (UDA)	7,153
Carry forward general activity (UDA)	0
19/20 Contracted orthodontic activity (UOA)	0
Carry forward orthodontic activity (UOA)	0
Baseline contract value	£171,465.50

ACCESS*

Patients seen in 24 months	Total	Change since previous quarter
Quarter ending June 2018	3,744	
Quarter ending September 2018	3,742	→
Quarter ending December 2018	3,742	→
Quarter ending March 2019	3,740	→
Quarter ending June 2019	3,719	→
Variance since June 2018	(0.7%)	→



ACTIVITY



Month	2019	2020
April	325	344
May	1,041	976
June	1,476	1,505
July	2,458	
August	3,169	
September	3,762	
October	4,470	
November	5,118	
December	5,636	
January	6,282	
February	6,754	
March	7,074	
April	7,223	
May	7,271	
June	7,270	

QUALITY

	Quantity	Base Number	Contract	AT	Region	England
% of FP17s for the same patient ID Re-attending within 3 months - Children	21	403	5.2%	8.4%	10.6%	11.4%
% of FP17s for the same patient ID Re-attending within 3 months - Adults	105	1,023	10.3%	12.9%	15.2%	15.4%
% of FP17s for the same patient ID Re-attending between 3 & 9 months - Children	283	403	70.2%	63.6%	62.3%	59.8%
% of FP17s for the same patient ID Re-attending between 3 & 9 months - Adults	668	1,023	65.3%	53.6%	53.3%	52.1%
% of FP17s for Band 1 Urgent Courses	70	1,049	6.7%	8.4%	9.7%	9.2%
% of FP17s Relating to Free Repair or Replacements	5	1,049	0.5%	0.6%	0.6%	0.7%
% of FP17s Relating to Continuations	2	1,049	0.2%	0.7%	0.8%	0.8%
% of Patients satisfied with the dentistry they have received	1	1	N/A	94.5%	93.4%	93.4%
% of Patients satisfied with the time they had to wait for an appointment	1	1	N/A	86.6%	86.8%	87.6%

* This is based on patients treated on this contract for their most recent course of treatment. Figures in italics indicate the base number of FP17s or Patient Questionnaire responses are less than 100. N/A is shown where the base number of responses is less than 10 during the period. % is calculated as Quantity/Base number*100

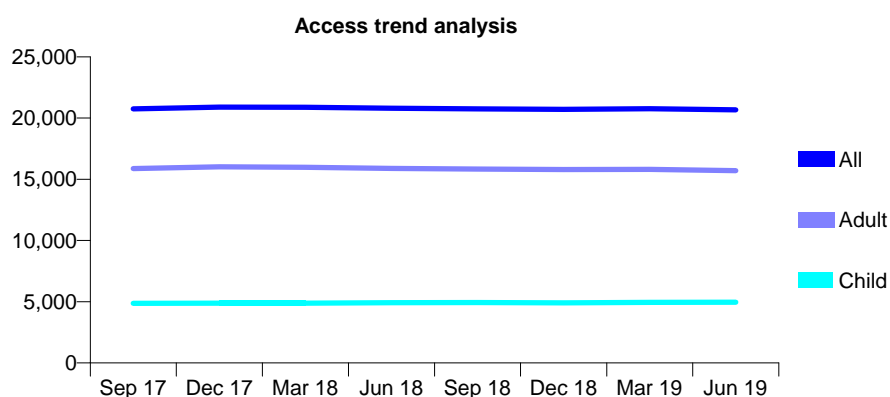
Q64 - Vital Signs At a Glance Contract Report for 674893/0001 - June 2019

Name or company name	Euro Dental Surgery
Contract type name	GDS Contract
Purpose of contract	General
Contract start date	01/04/2006
Contract end date	

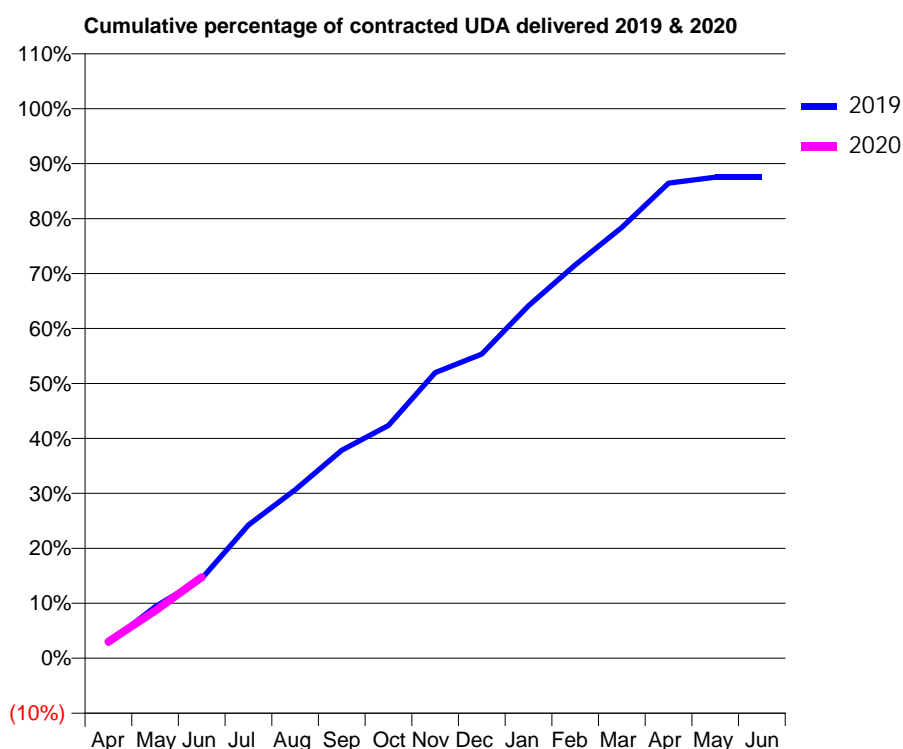
19/20 Contracted general activity (UDA)	58,705
Carry forward general activity (UDA)	0
19/20 Contracted orthodontic activity (UOA)	0
Carry forward orthodontic activity (UOA)	0
Baseline contract value	£1,392,309.12

ACCESS*

Patients seen in 24 months	Total	Change since previous quarter
Quarter ending June 2018	20,804	
Quarter ending September 2018	20,760	→
Quarter ending December 2018	20,716	→
Quarter ending March 2019	20,768	→
Quarter ending June 2019	20,670	→
Variance since June 2018	(0.6%)	→



ACTIVITY



Month	2019	2020
April	1,615	1,771
May	5,487	5,060
June	8,519	8,647
July	14,235	
August	18,004	
September	22,222	
October	24,864	
November	30,504	
December	32,484	
January	37,654	
February	42,020	
March	46,016	
April	50,745	
May	51,383	
June	51,383	

QUALITY

	Quantity	Base Number	Contract	AT	Region	England
% of FP17s for the same patient ID Re-attending within 3 months - Children	98	1,776	5.5%	8.4%	10.6%	11.4%
% of FP17s for the same patient ID Re-attending within 3 months - Adults	639	5,383	11.9%	12.9%	15.2%	15.4%
% of FP17s for the same patient ID Re-attending between 3 & 9 months - Children	1,028	1,776	57.9%	63.6%	62.3%	59.8%
% of FP17s for the same patient ID Re-attending between 3 & 9 months - Adults	3,014	5,383	56.0%	53.6%	53.3%	52.1%
% of FP17s for Band 1 Urgent Courses	422	5,031	8.4%	8.4%	9.7%	9.2%
% of FP17s Relating to Free Repair or Replacements	16	5,031	0.3%	0.6%	0.6%	0.7%
% of FP17s Relating to Continuations	37	5,031	0.7%	0.7%	0.8%	0.8%
% of Patients satisfied with the dentistry they have received	16	18	88.9%	94.5%	93.4%	93.4%
% of Patients satisfied with the time they had to wait for an appointment	15	18	83.3%	86.6%	86.8%	87.6%

* This is based on patients treated on this contract for their most recent course of treatment.

Figures in italics indicate the base number of FP17s or Patient Questionnaire responses are less than 100. N/A is shown where the base number of responses is less than 10 during the period. % is calculated as Quantity/Base number*100

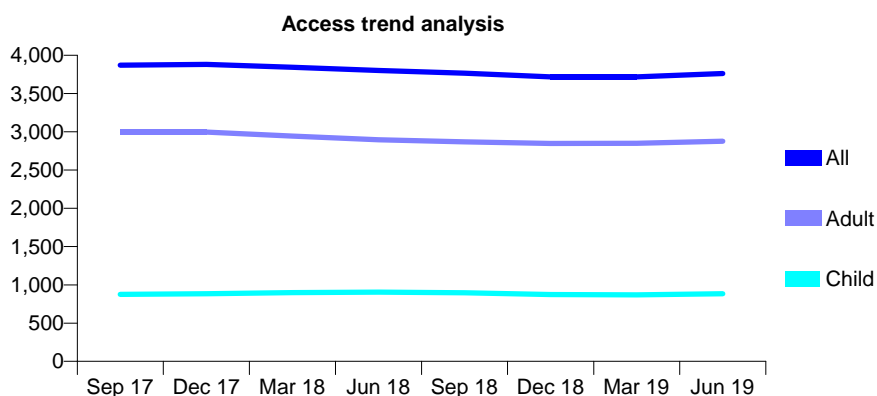
Q64 - Vital Signs At a Glance Contract Report for 676381/0001 - June 2019

Name or company name	Syed & Mekala
Contract type name	GDS Contract
Purpose of contract	General
Contract start date	01/04/2006
Contract end date	

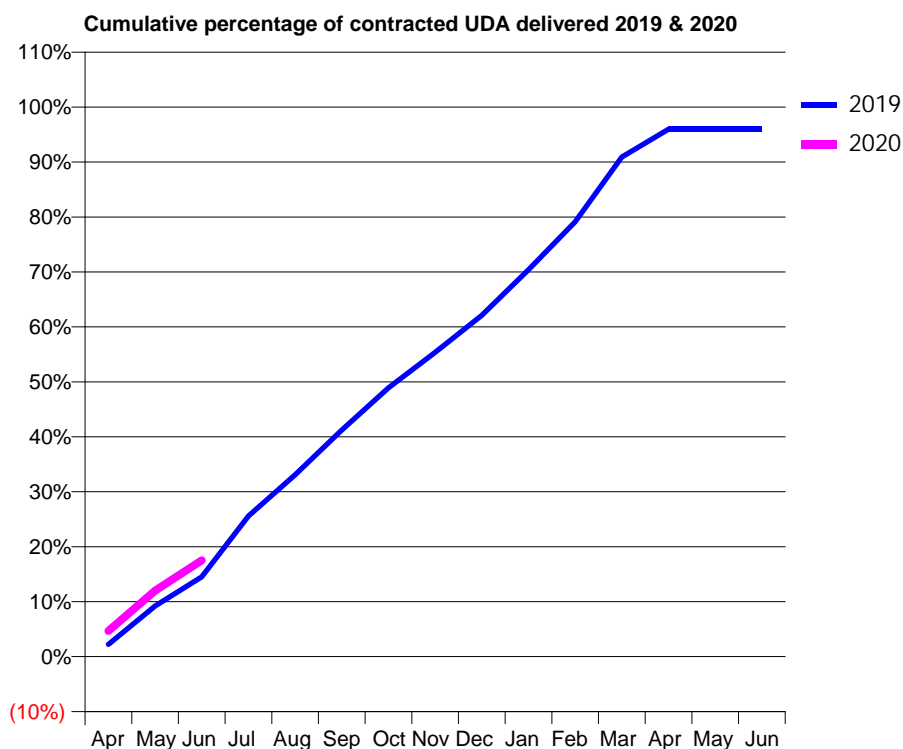
19/20 Contracted general activity (UDA)	13,000
Carry forward general activity (UDA)	0
19/20 Contracted orthodontic activity (UOA)	0
Carry forward orthodontic activity (UOA)	0
Baseline contract value	£306,080.79

ACCESS*

Patients seen in 24 months	Total	Change since previous quarter
Quarter ending June 2018	3,800	
Quarter ending September 2018	3,765	→
Quarter ending December 2018	3,719	↓
Quarter ending March 2019	3,716	→
Quarter ending June 2019	3,762	→
Variance since June 2018	(1.0%)	



ACTIVITY



Month	Adjusted Scheduled Activity (UDA)	
	2019	2020
April	293	607
May	1,199	1,563
June	1,889	2,280
July	3,327	
August	4,304	
September	5,360	
October	6,358	
November	7,197	
December	8,075	
January	9,152	
February	10,290	
March	11,819	
April	12,475	
May	12,476	
June	12,476	

QUALITY

	Quantity	Base Number	Contract	AT	Region	England
% of FP17s for the same patient ID Re-attending within 3 months - Children	39	331	11.8%	8.4%	10.6%	11.4%
% of FP17s for the same patient ID Re-attending within 3 months - Adults	185	1,077	17.2%	12.9%	15.2%	15.4%
% of FP17s for the same patient ID Re-attending between 3 & 9 months - Children	186	331	56.2%	63.6%	62.3%	59.8%
% of FP17s for the same patient ID Re-attending between 3 & 9 months - Adults	635	1,077	59.0%	53.6%	53.3%	52.1%
% of FP17s for Band 1 Urgent Courses	107	1,182	9.1%	8.4%	9.7%	9.2%
% of FP17s Relating to Free Repair or Replacements	7	1,182	0.6%	0.6%	0.6%	0.7%
% of FP17s Relating to Continuations	5	1,182	0.4%	0.7%	0.8%	0.8%
% of Patients satisfied with the dentistry they have received	3	3	N/A	94.5%	93.4%	93.4%
% of Patients satisfied with the time they had to wait for an appointment	2	3	N/A	86.6%	86.8%	87.6%

* This is based on patients treated on this contract for their most recent course of treatment. Figures in italics indicate the base number of FP17s or Patient Questionnaire responses are less than 100. N/A is shown where the base number of responses is less than 10 during the period. % is calculated as Quantity/Base number*100

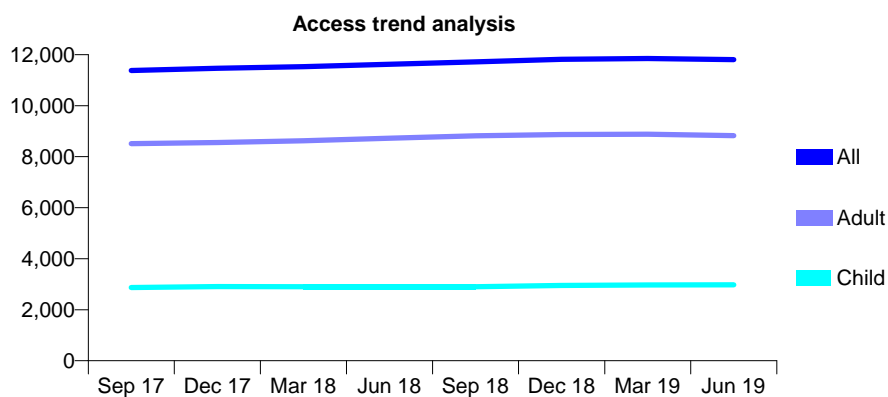
Q64 - Vital Signs At a Glance Contract Report for 678570/0001 - June 2019

Name or company name	MISS EL FOX
Contract type name	GDS Contract
Purpose of contract	General
Contract start date	01/06/2008
Contract end date	

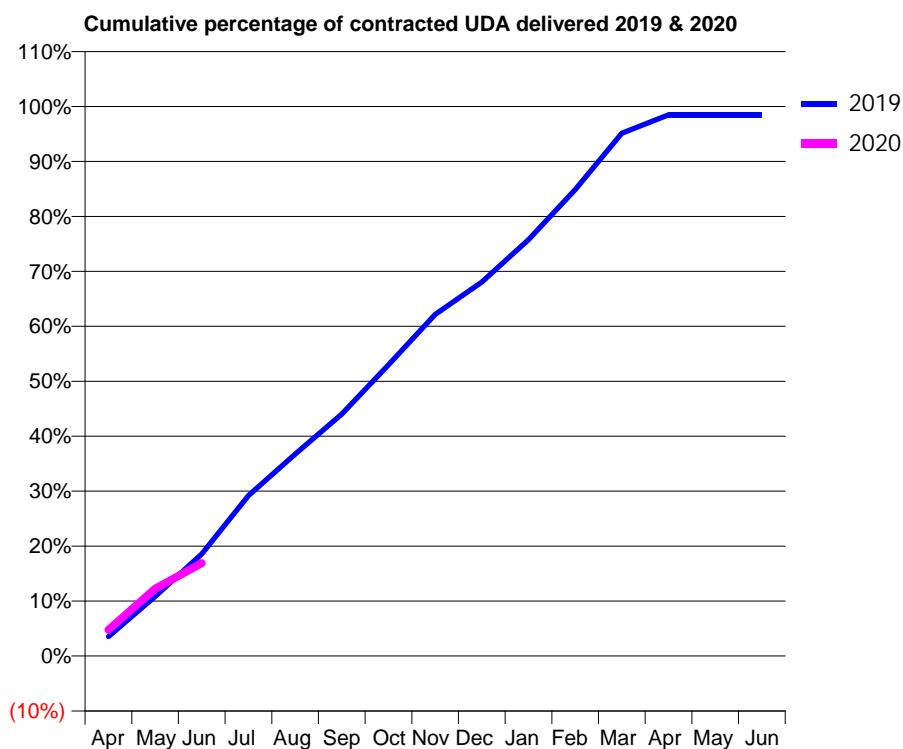
19/20 Contracted general activity (UDA)	29,547
Carry forward general activity (UDA)	0
19/20 Contracted orthodontic activity (UOA)	0
Carry forward orthodontic activity (UOA)	0
Baseline contract value	£755,201.44

ACCESS*

Patients seen in 24 months	Total	Change since previous quarter
Quarter ending June 2018	11,628	
Quarter ending September 2018	11,718	→
Quarter ending December 2018	11,820	→
Quarter ending March 2019	11,853	→
Quarter ending June 2019	11,802	→
Variance since June 2018	1.5%	→



ACTIVITY



Month	Adjusted Scheduled Activity (UDA)	
	2019	2020
April	1,044	1,412
May	3,205	3,618
June	5,491	4,995
July	8,628	
August	10,861	
September	13,008	
October	15,657	
November	18,369	
December	20,104	
January	22,384	
February	25,076	
March	28,114	
April	29,091	
May	29,103	
June	29,103	

QUALITY

	Quantity	Base Number	Contract	AT	Region	England
% of FP17s for the same patient ID Re-attending within 3 months - Children	52	1,029	5.1%	8.4%	10.6%	11.4%
% of FP17s for the same patient ID Re-attending within 3 months - Adults	289	2,430	11.9%	12.9%	15.2%	15.4%
% of FP17s for the same patient ID Re-attending between 3 & 9 months - Children	731	1,029	71.0%	63.6%	62.3%	59.8%
% of FP17s for the same patient ID Re-attending between 3 & 9 months - Adults	1,440	2,430	59.3%	53.6%	53.3%	52.1%
% of FP17s for Band 1 Urgent Courses	282	2,953	9.5%	8.4%	9.7%	9.2%
% of FP17s Relating to Free Repair or Replacements	12	2,953	0.4%	0.6%	0.6%	0.7%
% of FP17s Relating to Continuations	7	2,953	0.2%	0.7%	0.8%	0.8%
% of Patients satisfied with the dentistry they have received	8	8	N/A	94.5%	93.4%	93.4%
% of Patients satisfied with the time they had to wait for an appointment	6	8	N/A	86.6%	86.8%	87.6%

* This is based on patients treated on this contract for their most recent course of treatment. Figures in italics indicate the base number of FP17s or Patient Questionnaire responses are less than 100. N/A is shown where the base number of responses is less than 10 during the period. % is calculated as Quantity/Base number*100

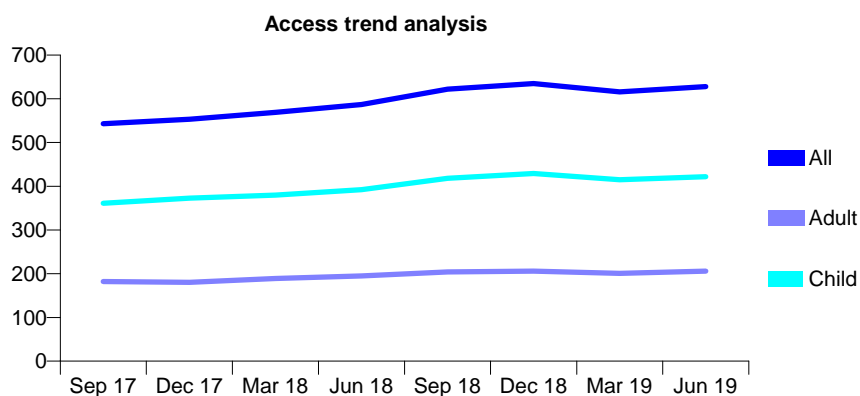
Q64 - Vital Signs At a Glance Contract Report for 682586/0003 - June 2019

Name or company name	MR EJ LOCKE
Contract type name	GDS Contract
Purpose of contract	General
Contract start date	01/02/2014
Contract end date	

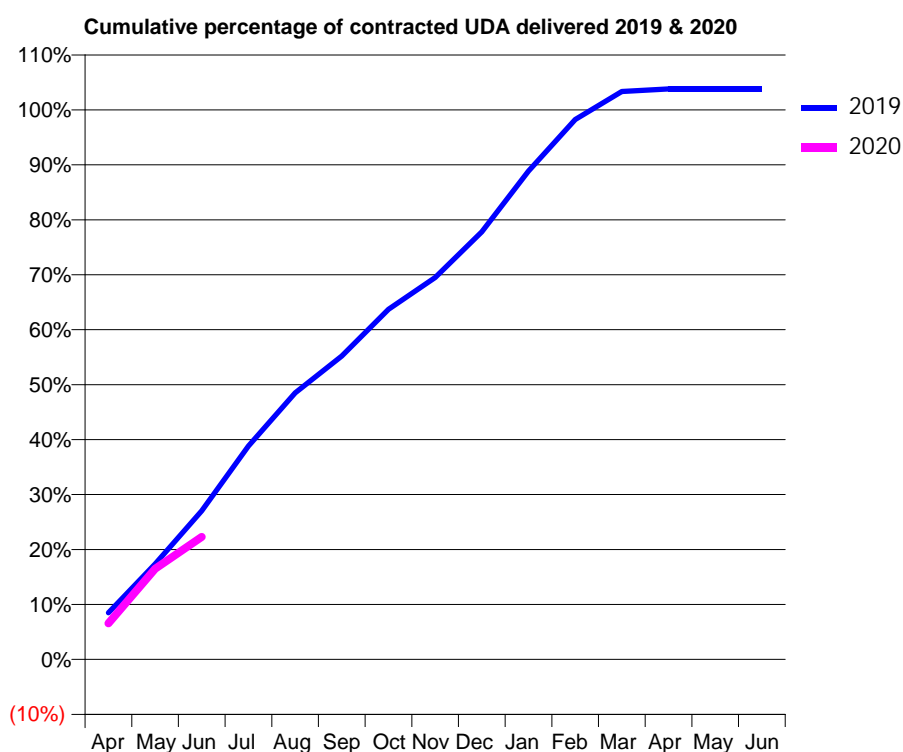
19/20 Contracted general activity (UDA)	1,350
Carry forward general activity (UDA)	0
19/20 Contracted orthodontic activity (UOA)	0
Carry forward orthodontic activity (UOA)	0
Baseline contract value	£42,453.64

ACCESS*

Patients seen in 24 months	Total	Change since previous quarter
Quarter ending June 2018	587	
Quarter ending September 2018	622	↑
Quarter ending December 2018	635	↑
Quarter ending March 2019	616	↓
Quarter ending June 2019	628	→
Variance since June 2018	7.0%	↑



ACTIVITY



Month	Adjusted Scheduled Activity (UDA)	
	2019	2020
April	115	89
May	235	223
June	365	301
July	524	
August	655	
September	745	
October	860	
November	938	
December	1,050	
January	1,200	
February	1,326	
March	1,395	
April	1,401	
May	1,401	
June	1,401	

QUALITY

	Quantity	Base Number	Contract	AT	Region	England
% of FP17s for the same patient ID Re-attending within 3 months - Children	6	162	3.7%	8.4%	10.6%	11.4%
% of FP17s for the same patient ID Re-attending within 3 months - Adults	5	45	11.1%	12.9%	15.2%	15.4%
% of FP17s for the same patient ID Re-attending between 3 & 9 months - Children	103	162	63.6%	63.6%	62.3%	59.8%
% of FP17s for the same patient ID Re-attending between 3 & 9 months - Adults	23	45	51.1%	53.6%	53.3%	52.1%
% of FP17s for Band 1 Urgent Courses	9	199	4.5%	8.4%	9.7%	9.2%
% of FP17s Relating to Free Repair or Replacements	0	199	0.0%	0.6%	0.6%	0.7%
% of FP17s Relating to Continuations	0	199	0.0%	0.7%	0.8%	0.8%
% of Patients satisfied with the dentistry they have received	0	0	N/A	94.5%	93.4%	93.4%
% of Patients satisfied with the time they had to wait for an appointment	0	0	N/A	86.6%	86.8%	87.6%

* This is based on patients treated on this contract for their most recent course of treatment. Figures in italics indicate the base number of FP17s or Patient Questionnaire responses are less than 100. N/A is shown where the base number of responses is less than 10 during the period. % is calculated as Quantity/Base number*100

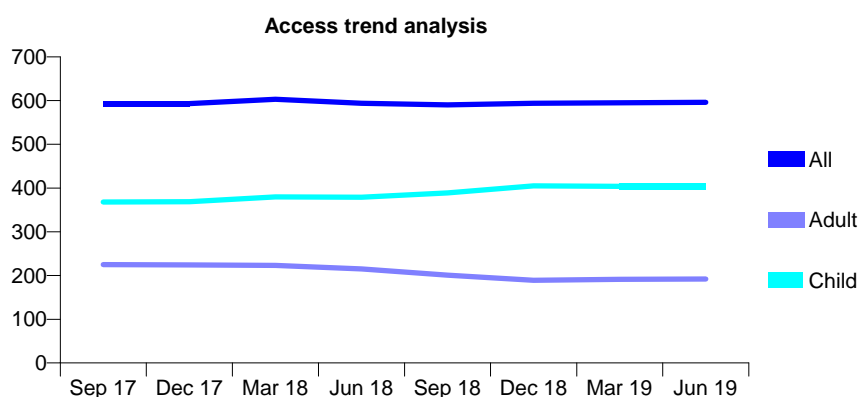
Q64 - Vital Signs At a Glance Contract Report for 685046/0001 - June 2019

Name or company name	MR DJ MORLEY
Contract type name	GDS Contract
Purpose of contract	General
Contract start date	01/04/2006
Contract end date	

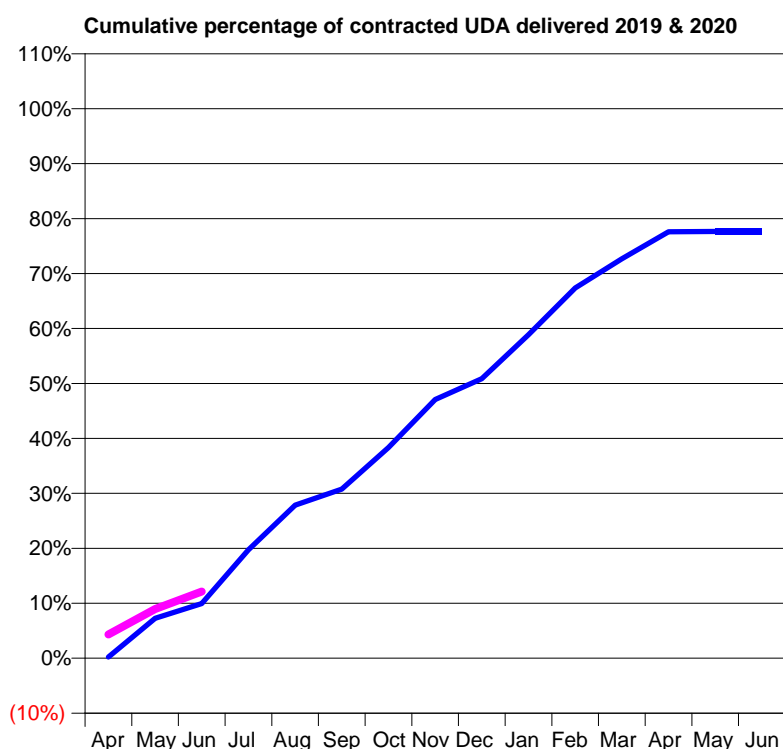
19/20 Contracted general activity (UDA)	1,750
Carry forward general activity (UDA)	0
19/20 Contracted orthodontic activity (UOA)	0
Carry forward orthodontic activity (UOA)	0
Baseline contract value	£40,315.90

ACCESS*

Patients seen in 24 months	Total	Change since previous quarter
Quarter ending June 2018	594	
Quarter ending September 2018	590	→
Quarter ending December 2018	594	→
Quarter ending March 2019	595	→
Quarter ending June 2019	596	→
Variance since June 2018	0.3%	→



ACTIVITY



Month	Adjusted Scheduled Activity (UDA)	
	2019	2020
April	4	76
May	127	157
June	174	212
July	345	
August	487	
September	539	
October	671	
November	824	
December	890	
January	1,030	
February	1,179	
March	1,272	
April	1,358	
May	1,359	
June	1,359	

QUALITY

	Quantity	Base Number	Contract	AT	Region	England
% of FP17s for the same patient ID Re-attending within 3 months - Children	4	151	2.6%	8.4%	10.6%	11.4%
% of FP17s for the same patient ID Re-attending within 3 months - Adults	3	37	8.1%	12.9%	15.2%	15.4%
% of FP17s for the same patient ID Re-attending between 3 & 9 months - Children	110	151	72.8%	63.6%	62.3%	59.8%
% of FP17s for the same patient ID Re-attending between 3 & 9 months - Adults	20	37	54.1%	53.6%	53.3%	52.1%
% of FP17s for Band 1 Urgent Courses	6	145	4.1%	8.4%	9.7%	9.2%
% of FP17s Relating to Free Repair or Replacements	0	145	0.0%	0.6%	0.6%	0.7%
% of FP17s Relating to Continuations	0	145	0.0%	0.7%	0.8%	0.8%
% of Patients satisfied with the dentistry they have received	0	0	N/A	94.5%	93.4%	93.4%
% of Patients satisfied with the time they had to wait for an appointment	0	0	N/A	86.6%	86.8%	87.6%

* This is based on patients treated on this contract for their most recent course of treatment.

Figures in italics indicate the base number of FP17s or Patient Questionnaire responses are less than 100. N/A is shown where the base number of responses is less than 10 during the period. % is calculated as Quantity/Base number*100

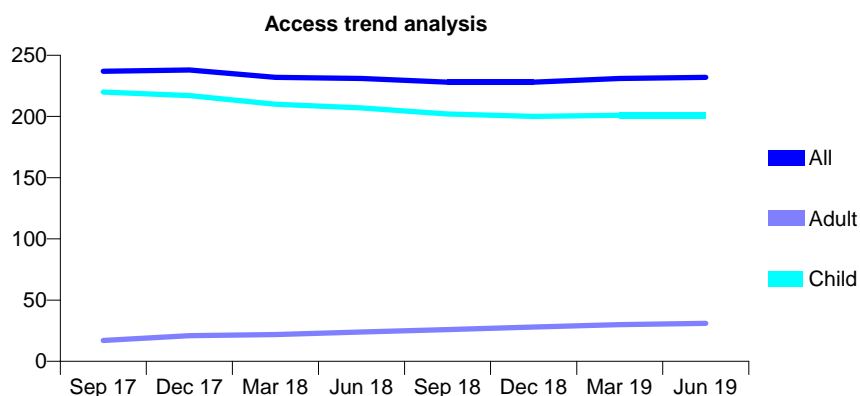
Q64 - Vital Signs At a Glance Contract Report for 685240/0001 - June 2019

Name or company name	MR OC GUY
Contract type name	GDS Contract
Purpose of contract	General
Contract start date	01/04/2006
Contract end date	

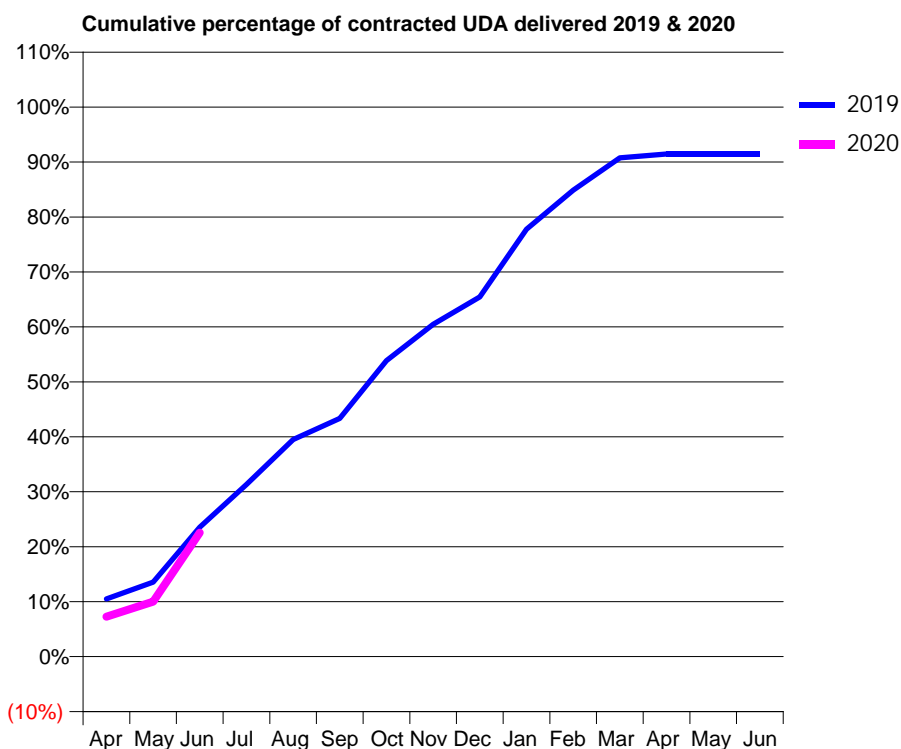
19/20 Contracted general activity (UDA)	440
Carry forward general activity (UDA)	0
19/20 Contracted orthodontic activity (UOA)	0
Carry forward orthodontic activity (UOA)	0
Baseline contract value	£10,683.73

ACCESS*

Patients seen in 24 months	Total	Change since previous quarter
Quarter ending June 2018	231	
Quarter ending September 2018	228	↓
Quarter ending December 2018	228	→
Quarter ending March 2019	231	→
Quarter ending June 2019	232	→
Variance since June 2018	0.4%	→



ACTIVITY



Month	Adjusted Scheduled Activity (UDA)	
	2019	2020
April	46	32
May	60	44
June	104	99
July	138	
August	174	
September	191	
October	237	
November	266	
December	288	
January	342	
February	373	
March	399	
April	402	
May	402	
June	402	

QUALITY

	Quantity	Base Number	Contract	AT	Region	England
% of FP17s for the same patient ID Re-attending within 3 months - Children	2	74	2.7%	8.4%	10.6%	11.4%
% of FP17s for the same patient ID Re-attending within 3 months - Adults	0	1	0.0%	12.9%	15.2%	15.4%
% of FP17s for the same patient ID Re-attending between 3 & 9 months - Children	47	74	63.5%	63.6%	62.3%	59.8%
% of FP17s for the same patient ID Re-attending between 3 & 9 months - Adults	1	1	100.0%	53.6%	53.3%	52.1%
% of FP17s for Band 1 Urgent Courses	1	72	1.4%	8.4%	9.7%	9.2%
% of FP17s Relating to Free Repair or Replacements	0	72	0.0%	0.6%	0.6%	0.7%
% of FP17s Relating to Continuations	0	72	0.0%	0.7%	0.8%	0.8%
% of Patients satisfied with the dentistry they have received	0	0	N/A	94.5%	93.4%	93.4%
% of Patients satisfied with the time they had to wait for an appointment	0	0	N/A	86.6%	86.8%	87.6%

* This is based on patients treated on this contract for their most recent course of treatment. Figures in italics indicate the base number of FP17s or Patient Questionnaire responses are less than 100. N/A is shown where the base number of responses is less than 10 during the period. % is calculated as Quantity/Base number*100

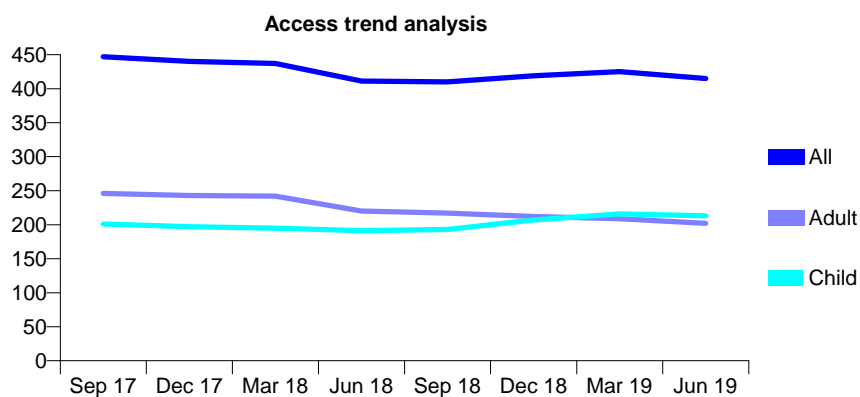
Q64 - Vital Signs At a Glance Contract Report for 725676/0003 - June 2019

Name or company name	MRS MN PICKARD
Contract type name	GDS Contract
Purpose of contract	General
Contract start date	02/04/2010
Contract end date	

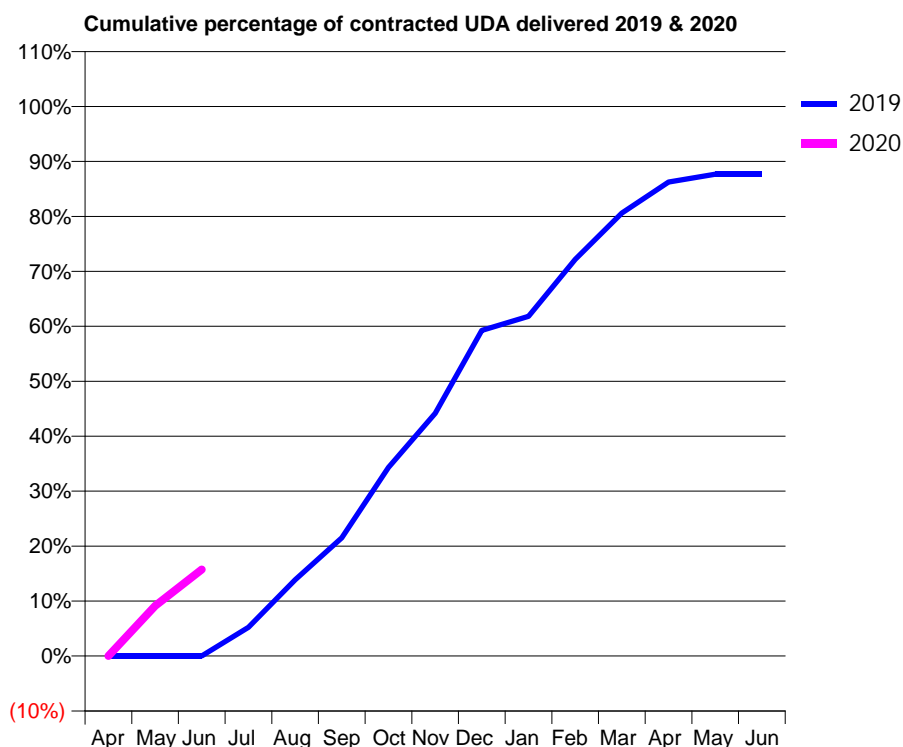
19/20 Contracted general activity (UDA)	1,400
Carry forward general activity (UDA)	0
19/20 Contracted orthodontic activity (UOA)	0
Carry forward orthodontic activity (UOA)	0
Baseline contract value	£29,964.71

ACCESS*

Patients seen in 24 months	Total	Change since previous quarter
Quarter ending June 2018	411	
Quarter ending September 2018	410	→
Quarter ending December 2018	419	↑
Quarter ending March 2019	425	→
Quarter ending June 2019	415	↓
Variance since June 2018	1.0%	→



ACTIVITY



Month	Adjusted Scheduled Activity (UDA)	
	2019	2020
April	0	0
May	0	128
June	0	220
July	73	
August	194	
September	301	
October	481	
November	619	
December	829	
January	865	
February	1,011	
March	1,129	
April	1,207	
May	1,227	
June	1,227	

QUALITY

	Quantity	Base Number	Contract	AT	Region	England
% of FP17s for the same patient ID Re-attending within 3 months - Children	9	81	11.1%	8.4%	10.6%	11.4%
% of FP17s for the same patient ID Re-attending within 3 months - Adults	34	91	37.4%	12.9%	15.2%	15.4%
% of FP17s for the same patient ID Re-attending between 3 & 9 months - Children	51	81	63.0%	63.6%	62.3%	59.8%
% of FP17s for the same patient ID Re-attending between 3 & 9 months - Adults	42	91	46.2%	53.6%	53.3%	52.1%
% of FP17s for Band 1 Urgent Courses	6	106	5.7%	8.4%	9.7%	9.2%
% of FP17s Relating to Free Repair or Replacements	0	106	0.0%	0.6%	0.6%	0.7%
% of FP17s Relating to Continuations	0	106	0.0%	0.7%	0.8%	0.8%
% of Patients satisfied with the dentistry they have received	0	0	N/A	94.5%	93.4%	93.4%
% of Patients satisfied with the time they had to wait for an appointment	0	0	N/A	86.6%	86.8%	87.6%

* This is based on patients treated on this contract for their most recent course of treatment. Figures in italics indicate the base number of FP17s or Patient Questionnaire responses are less than 100. N/A is shown where the base number of responses is less than 10 during the period. % is calculated as Quantity/Base number*100

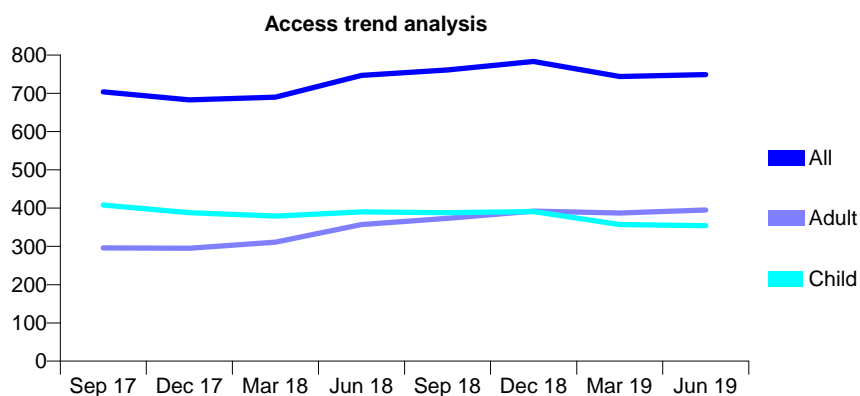
Q64 - Vital Signs At a Glance Contract Report for 731633/0001 - June 2019

Name or company name	MR PJ COOKE
Contract type name	GDS Contract
Purpose of contract	General and Orthodontic
Contract start date	01/04/2006
Contract end date	

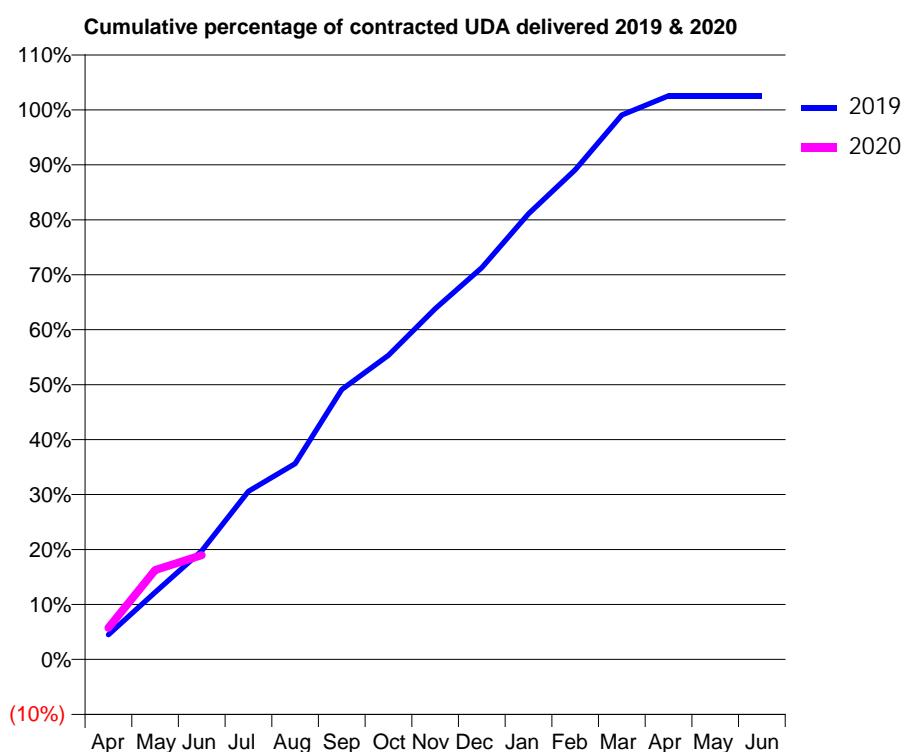
19/20 Contracted general activity (UDA)	1,285
Carry forward general activity (UDA)	0
19/20 Contracted orthodontic activity (UOA)	0
Carry forward orthodontic activity (UOA)	0
Baseline contract value	£97,041.45

ACCESS*

Patients seen in 24 months	Total	Change since previous quarter
Quarter ending June 2018	747	
Quarter ending September 2018	761	→
Quarter ending December 2018	783	↑
Quarter ending March 2019	744	↓
Quarter ending June 2019	749	→
Variance since June 2018	0.3%	→



ACTIVITY



Month	Adjusted Scheduled Activity (UDA)	
	2019	2020
April	58	74
May	157	209
June	254	244
July	393	
August	458	
September	631	
October	711	
November	820	
December	916	
January	1,042	
February	1,145	
March	1,273	
April	1,318	
May	1,318	
June	1,318	

QUALITY

	Quantity	Base Number	Contract	AT	Region	England
% of FP17s for the same patient ID Re-attending within 3 months - Children	6	130	4.6%	8.4%	10.6%	11.4%
% of FP17s for the same patient ID Re-attending within 3 months - Adults	4	54	7.4%	12.9%	15.2%	15.4%
% of FP17s for the same patient ID Re-attending between 3 & 9 months - Children	75	130	57.7%	63.6%	62.3%	59.8%
% of FP17s for the same patient ID Re-attending between 3 & 9 months - Adults	16	54	29.6%	53.6%	53.3%	52.1%
% of FP17s for Band 1 Urgent Courses	0	157	0.0%	8.4%	9.7%	9.2%
% of FP17s Relating to Free Repair or Replacements	0	157	0.0%	0.6%	0.6%	0.7%
% of FP17s Relating to Continuations	2	157	1.3%	0.7%	0.8%	0.8%
% of Patients satisfied with the dentistry they have received	1	1	N/A	94.5%	93.4%	93.4%
% of Patients satisfied with the time they had to wait for an appointment	1	1	N/A	86.6%	86.8%	87.6%

* This is based on patients treated on this contract for their most recent course of treatment. Figures in italics indicate the base number of FP17s or Patient Questionnaire responses are less than 100. N/A is shown where the base number of responses is less than 10 during the period. % is calculated as Quantity/Base number*100

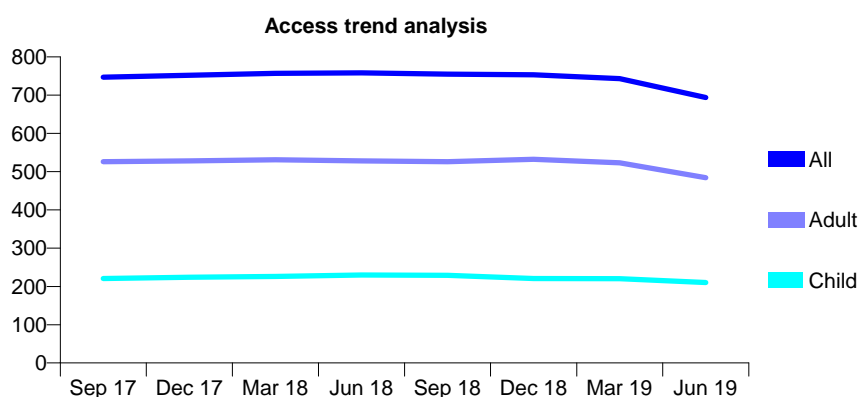
Q64 - Vital Signs At a Glance Contract Report for 736716/0001 - June 2019

Name or company name	MRS J ROBSON
Contract type name	GDS Contract
Purpose of contract	General
Contract start date	01/04/2006
Contract end date	

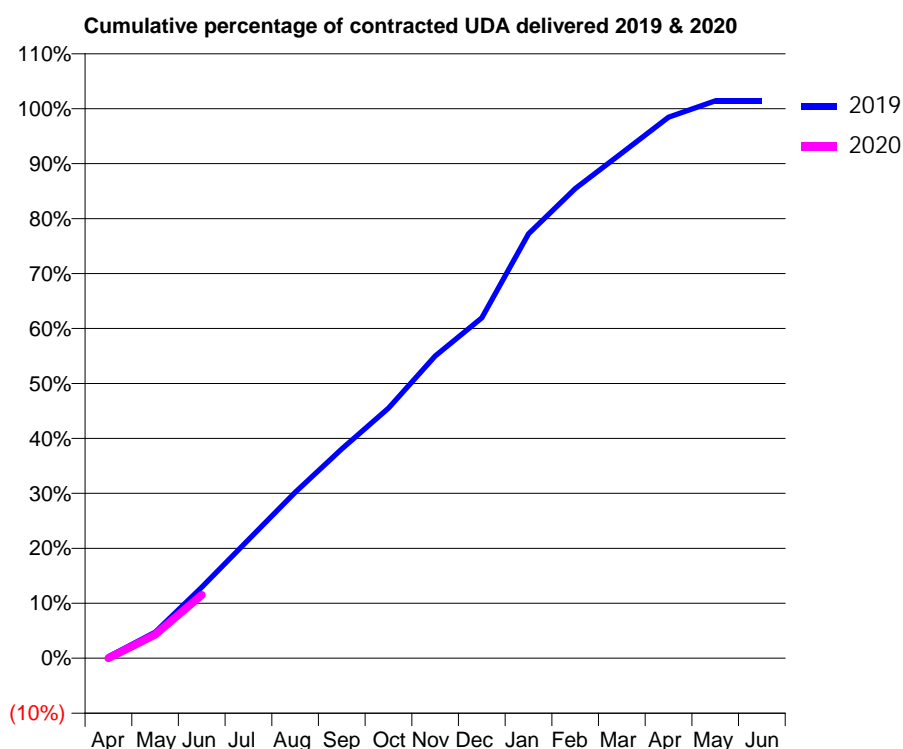
19/20 Contracted general activity (UDA)	1,800
Carry forward general activity (UDA)	0
19/20 Contracted orthodontic activity (UOA)	0
Carry forward orthodontic activity (UOA)	0
Baseline contract value	£49,939.83

ACCESS*

Patients seen in 24 months	Total	Change since previous quarter
Quarter ending June 2018	758	
Quarter ending September 2018	755	→
Quarter ending December 2018	753	→
Quarter ending March 2019	743	↓
Quarter ending June 2019	694	↓
Variance since June 2018	(8.4%)	↓



ACTIVITY



Month	2019	2020
April	5	0
May	85	78
June	233	207
July	388	
August	543	
September	686	
October	819	
November	990	
December	1,115	
January	1,390	
February	1,538	
March	1,655	
April	1,772	
May	1,826	
June	1,826	

QUALITY

	Quantity	Base Number	Contract	AT	Region	England
% of FP17s for the same patient ID Re-attending within 3 months - Children	6	91	6.6%	8.4%	10.6%	11.4%
% of FP17s for the same patient ID Re-attending within 3 months - Adults	22	176	12.5%	12.9%	15.2%	15.4%
% of FP17s for the same patient ID Re-attending between 3 & 9 months - Children	73	91	80.2%	63.6%	62.3%	59.8%
% of FP17s for the same patient ID Re-attending between 3 & 9 months - Adults	123	176	69.9%	53.6%	53.3%	52.1%
% of FP17s for Band 1 Urgent Courses	7	139	5.0%	8.4%	9.7%	9.2%
% of FP17s Relating to Free Repair or Replacements	0	139	0.0%	0.6%	0.6%	0.7%
% of FP17s Relating to Continuations	0	139	0.0%	0.7%	0.8%	0.8%
% of Patients satisfied with the dentistry they have received	0	0	N/A	94.5%	93.4%	93.4%
% of Patients satisfied with the time they had to wait for an appointment	0	0	N/A	86.6%	86.8%	87.6%

* This is based on patients treated on this contract for their most recent course of treatment. Figures in italics indicate the base number of FP17s or Patient Questionnaire responses are less than 100. N/A is shown where the base number of responses is less than 10 during the period. % is calculated as Quantity/Base number*100

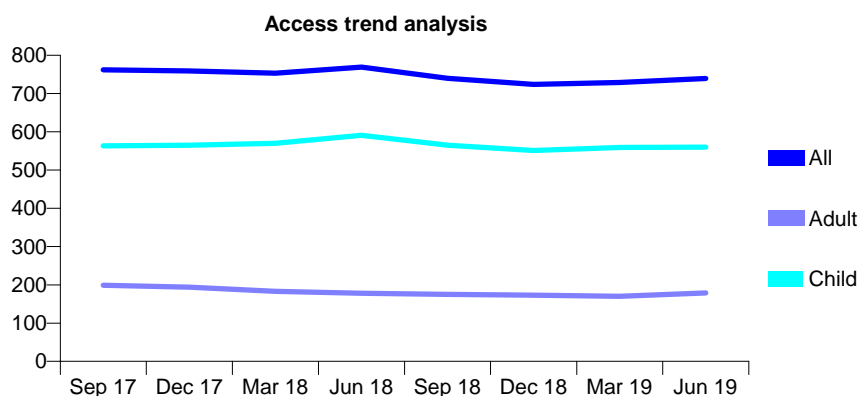
Q64 - Vital Signs At a Glance Contract Report for 737704/0002 - June 2019

Name or company name	MR AC MILLER
Contract type name	GDS Contract
Purpose of contract	General
Contract start date	01/04/2006
Contract end date	

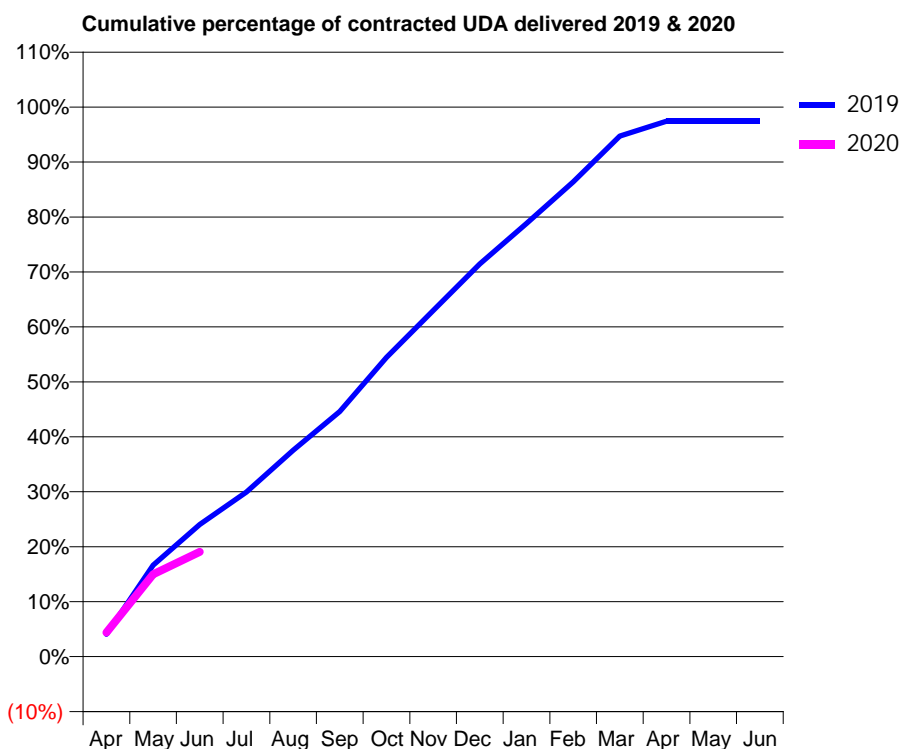
19/20 Contracted general activity (UDA)	1,355
Carry forward general activity (UDA)	0
19/20 Contracted orthodontic activity (UOA)	0
Carry forward orthodontic activity (UOA)	0
Baseline contract value	£30,633.78

ACCESS*

Patients seen in 24 months	Total	Change since previous quarter
Quarter ending June 2018	769	
Quarter ending September 2018	740	↓
Quarter ending December 2018	724	↓
Quarter ending March 2019	729	→
Quarter ending June 2019	739	→
Variance since June 2018	(3.9%)	↓



ACTIVITY



Month	Adjusted Scheduled Activity (UDA)	
	2019	2020
April	55	59
May	225	203
June	326	258
July	406	
August	509	
September	605	
October	738	
November	853	
December	968	
January	1,068	
February	1,171	
March	1,283	
April	1,320	
May	1,320	
June	1,320	

QUALITY

	Quantity	Base Number	Contract	AT	Region	England
% of FP17s for the same patient ID Re-attending within 3 months - Children	13	217	6.0%	8.4%	10.6%	11.4%
% of FP17s for the same patient ID Re-attending within 3 months - Adults	5	34	14.7%	12.9%	15.2%	15.4%
% of FP17s for the same patient ID Re-attending between 3 & 9 months - Children	115	217	53.0%	63.6%	62.3%	59.8%
% of FP17s for the same patient ID Re-attending between 3 & 9 months - Adults	17	34	50.0%	53.6%	53.3%	52.1%
% of FP17s for Band 1 Urgent Courses	11	221	5.0%	8.4%	9.7%	9.2%
% of FP17s Relating to Free Repair or Replacements	0	221	0.0%	0.6%	0.6%	0.7%
% of FP17s Relating to Continuations	2	221	0.9%	0.7%	0.8%	0.8%
% of Patients satisfied with the dentistry they have received	0	0	N/A	94.5%	93.4%	93.4%
% of Patients satisfied with the time they had to wait for an appointment	0	0	N/A	86.6%	86.8%	87.6%

* This is based on patients treated on this contract for their most recent course of treatment. Figures in italics indicate the base number of FP17s or Patient Questionnaire responses are less than 100. N/A is shown where the base number of responses is less than 10 during the period. % is calculated as Quantity/Base number*100

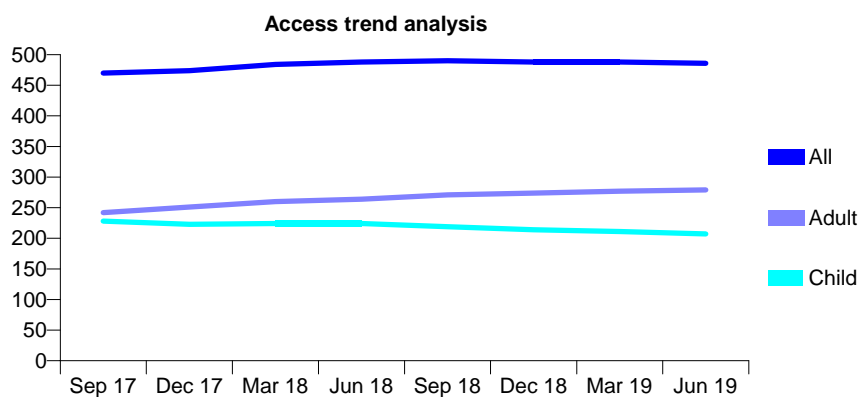
Q64 - Vital Signs At a Glance Contract Report for 740594/0001 - June 2019

Name or company name	MISS JM HAYES
Contract type name	GDS Contract
Purpose of contract	General
Contract start date	01/04/2006
Contract end date	

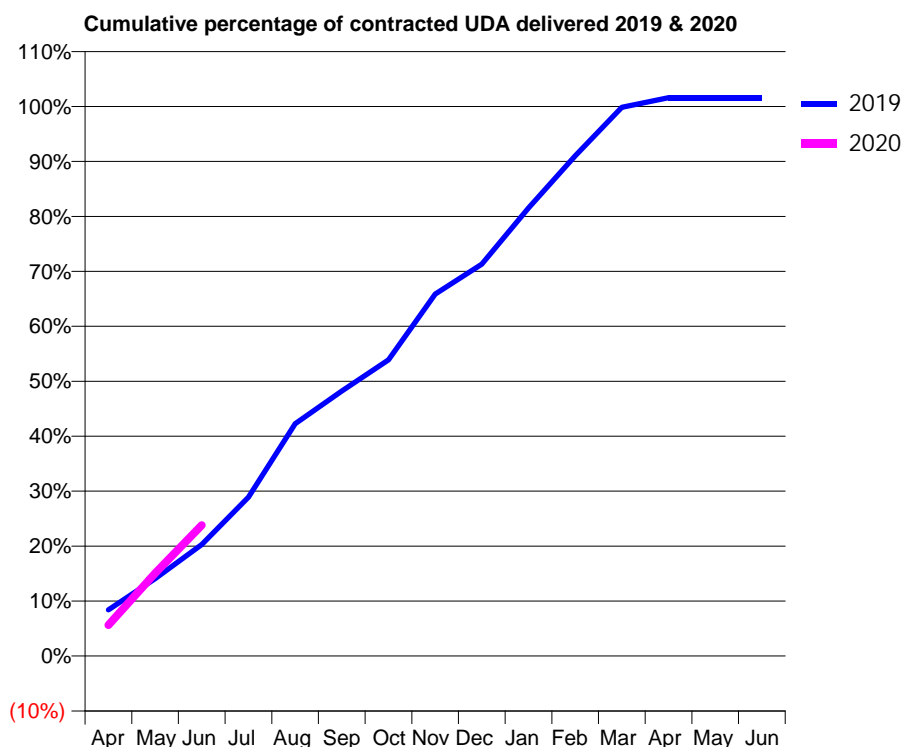
19/20 Contracted general activity (UDA)	998
Carry forward general activity (UDA)	0
19/20 Contracted orthodontic activity (UOA)	0
Carry forward orthodontic activity (UOA)	0
Baseline contract value	£21,495.92

ACCESS*

Patients seen in 24 months	Total	Change since previous quarter
Quarter ending June 2018	488	
Quarter ending September 2018	490	→
Quarter ending December 2018	488	→
Quarter ending March 2019	488	→
Quarter ending June 2019	486	→
Variance since June 2018	(0.4%)	→



ACTIVITY



Month	Adjusted Scheduled Activity (UDA)	
	2019	2020
April	92	56
May	155	151
June	223	238
July	318	
August	464	
September	529	
October	592	
November	723	
December	783	
January	895	
February	999	
March	1,096	
April	1,115	
May	1,115	
June	1,115	

QUALITY

	Quantity	Base Number	Contract	AT	Region	England
% of FP17s for the same patient ID Re-attending within 3 months - Children	2	67	3.0%	8.4%	10.6%	11.4%
% of FP17s for the same patient ID Re-attending within 3 months - Adults	14	105	13.3%	12.9%	15.2%	15.4%
% of FP17s for the same patient ID Re-attending between 3 & 9 months - Children	44	67	65.7%	63.6%	62.3%	59.8%
% of FP17s for the same patient ID Re-attending between 3 & 9 months - Adults	68	105	64.8%	53.6%	53.3%	52.1%
% of FP17s for Band 1 Urgent Courses	9	155	5.8%	8.4%	9.7%	9.2%
% of FP17s Relating to Free Repair or Replacements	0	155	0.0%	0.6%	0.6%	0.7%
% of FP17s Relating to Continuations	0	155	0.0%	0.7%	0.8%	0.8%
% of Patients satisfied with the dentistry they have received	0	0	N/A	94.5%	93.4%	93.4%
% of Patients satisfied with the time they had to wait for an appointment	0	0	N/A	86.6%	86.8%	87.6%

* This is based on patients treated on this contract for their most recent course of treatment. Figures in italics indicate the base number of FP17s or Patient Questionnaire responses are less than 100. N/A is shown where the base number of responses is less than 10 during the period. % is calculated as Quantity/Base number*100

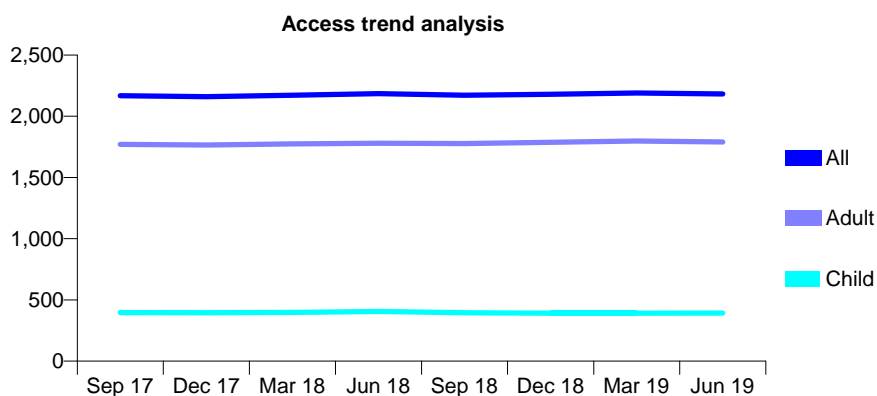
Q64 - Vital Signs At a Glance Contract Report for 746363/0001 - June 2019

Name or company name	MR DM REID
Contract type name	GDS Contract
Purpose of contract	General
Contract start date	01/04/2006
Contract end date	

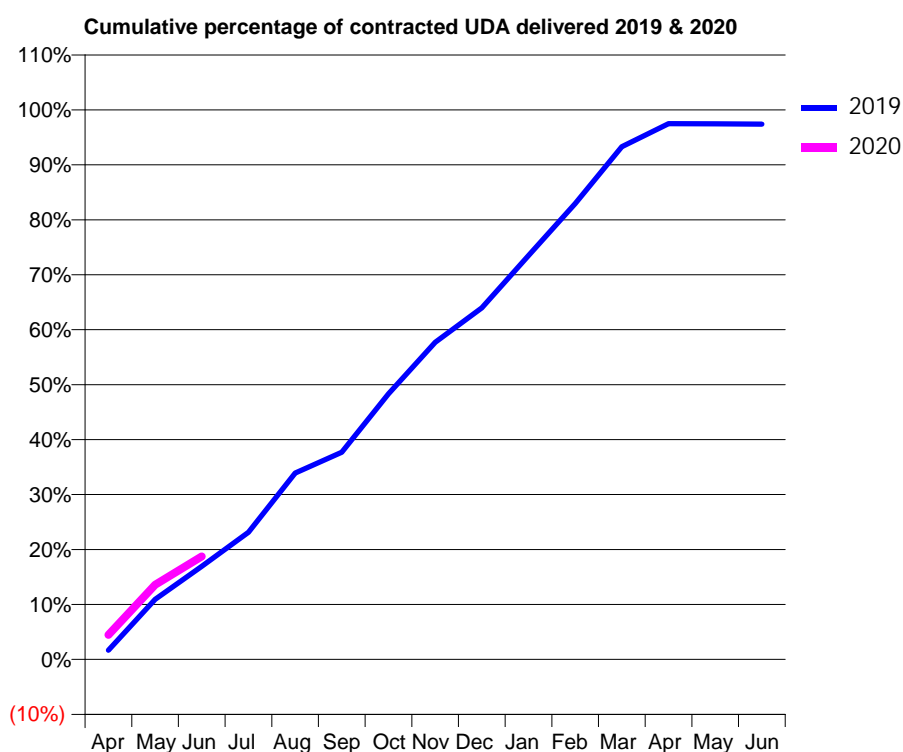
19/20 Contracted general activity (UDA)	6,136
Carry forward general activity (UDA)	0
19/20 Contracted orthodontic activity (UOA)	0
Carry forward orthodontic activity (UOA)	0
Baseline contract value	£211,001.57

ACCESS*

Patients seen in 24 months	Total	Change since previous quarter
Quarter ending June 2018	2,185	
Quarter ending September 2018	2,172	→
Quarter ending December 2018	2,179	→
Quarter ending March 2019	2,190	→
Quarter ending June 2019	2,183	→
Variance since June 2018	(0.1%)	→



ACTIVITY



Month	Adjusted Scheduled Activity (UDA)	
	2019	2020
April	104	275
May	671	832
June	1,039	1,151
July	1,419	
August	2,081	
September	2,313	
October	2,966	
November	3,540	
December	3,925	
January	4,509	
February	5,090	
March	5,725	
April	5,982	
May	5,979	
June	5,976	

QUALITY

	Quantity	Base Number	Contract	AT	Region	England
% of FP17s for the same patient ID Re-attending within 3 months - Children	23	171	13.5%	8.4%	10.6%	11.4%
% of FP17s for the same patient ID Re-attending within 3 months - Adults	93	607	15.3%	12.9%	15.2%	15.4%
% of FP17s for the same patient ID Re-attending between 3 & 9 months - Children	111	171	64.9%	63.6%	62.3%	59.8%
% of FP17s for the same patient ID Re-attending between 3 & 9 months - Adults	335	607	55.2%	53.6%	53.3%	52.1%
% of FP17s for Band 1 Urgent Courses	80	660	12.1%	8.4%	9.7%	9.2%
% of FP17s Relating to Free Repair or Replacements	4	660	0.6%	0.6%	0.6%	0.7%
% of FP17s Relating to Continuations	11	660	1.7%	0.7%	0.8%	0.8%
% of Patients satisfied with the dentistry they have received	1	1	N/A	94.5%	93.4%	93.4%
% of Patients satisfied with the time they had to wait for an appointment	1	1	N/A	86.6%	86.8%	87.6%

* This is based on patients treated on this contract for their most recent course of treatment. Figures in italics indicate the base number of FP17s or Patient Questionnaire responses are less than 100. N/A is shown where the base number of responses is less than 10 during the period. % is calculated as Quantity/Base number*100

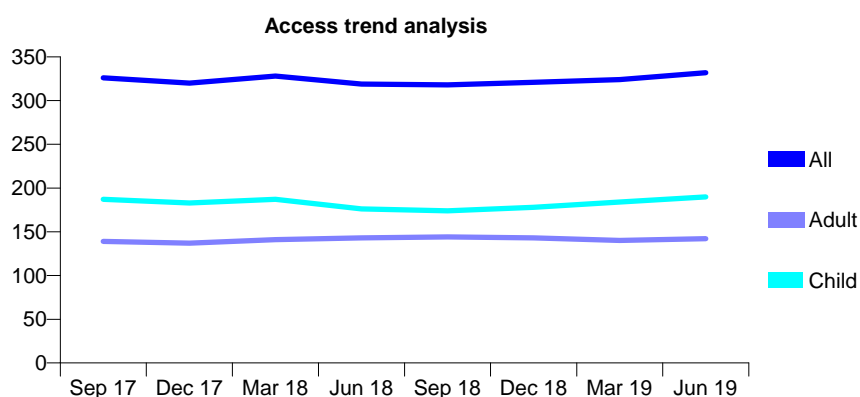
Q64 - Vital Signs At a Glance Contract Report for 750050/0001 - June 2019

Name or company name	MR SJ GOODE
Contract type name	GDS Contract
Purpose of contract	General
Contract start date	01/04/2006
Contract end date	

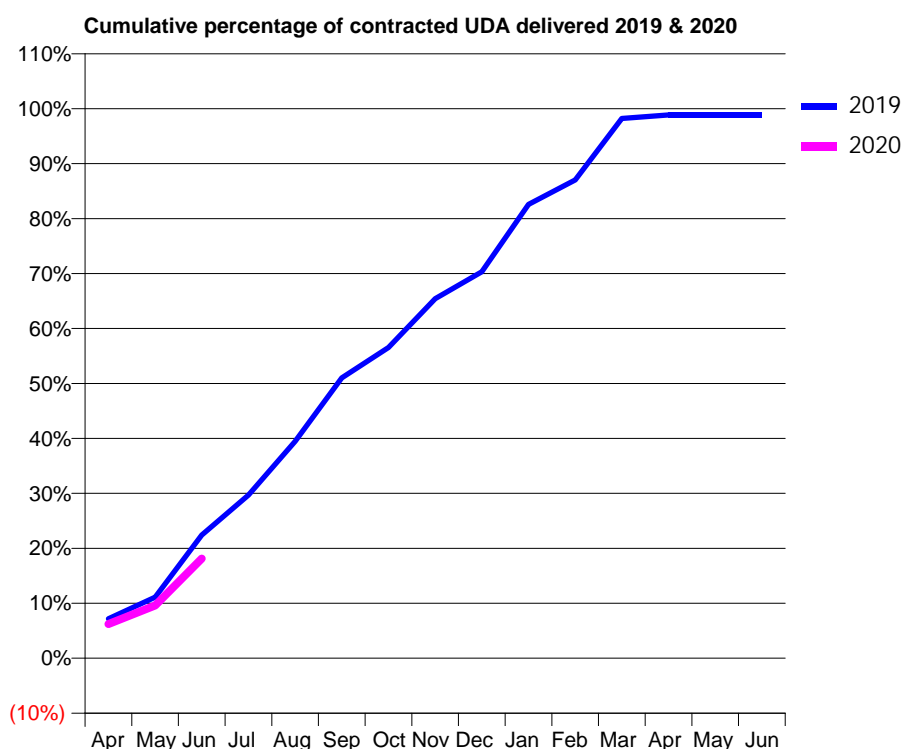
19/20 Contracted general activity (UDA)	1,125
Carry forward general activity (UDA)	0
19/20 Contracted orthodontic activity (UOA)	0
Carry forward orthodontic activity (UOA)	0
Baseline contract value	£31,121.83

ACCESS*

Patients seen in 24 months	Total	Change since previous quarter
Quarter ending June 2018	319	
Quarter ending September 2018	318	→
Quarter ending December 2018	321	→
Quarter ending March 2019	324	→
Quarter ending June 2019	332	↑
Variance since June 2018	4.1%	↑



ACTIVITY



Month	2019	2020
April	81	70
May	125	108
June	252	204
July	334	
August	444	
September	574	
October	636	
November	736	
December	791	
January	929	
February	979	
March	1,105	
April	1,112	
May	1,112	
June	1,112	

QUALITY

	Quantity	Base Number	Contract	AT	Region	England
% of FP17s for the same patient ID Re-attending within 3 months - Children	4	50	8.0%	8.4%	10.6%	11.4%
% of FP17s for the same patient ID Re-attending within 3 months - Adults	1	31	3.2%	12.9%	15.2%	15.4%
% of FP17s for the same patient ID Re-attending between 3 & 9 months - Children	25	50	50.0%	63.6%	62.3%	59.8%
% of FP17s for the same patient ID Re-attending between 3 & 9 months - Adults	19	31	61.3%	53.6%	53.3%	52.1%
% of FP17s for Band 1 Urgent Courses	0	76	0.0%	8.4%	9.7%	9.2%
% of FP17s Relating to Free Repair or Replacements	0	76	0.0%	0.6%	0.6%	0.7%
% of FP17s Relating to Continuations	1	76	1.3%	0.7%	0.8%	0.8%
% of Patients satisfied with the dentistry they have received	0	0	N/A	94.5%	93.4%	93.4%
% of Patients satisfied with the time they had to wait for an appointment	0	0	N/A	86.6%	86.8%	87.6%

* This is based on patients treated on this contract for their most recent course of treatment. Figures in italics indicate the base number of FP17s or Patient Questionnaire responses are less than 100. N/A is shown where the base number of responses is less than 10 during the period. % is calculated as Quantity/Base number*100

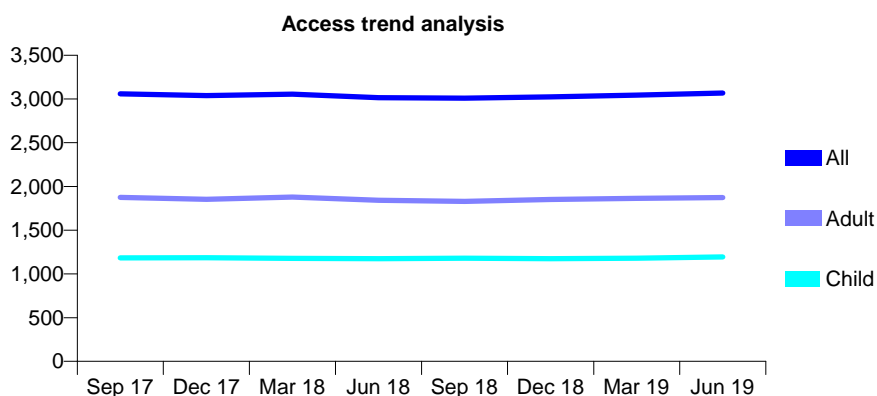
Q64 - Vital Signs At a Glance Contract Report for 75567/0001 - June 2019

Name or company name	Painswick Road Partnership
Contract type name	GDS Contract
Purpose of contract	General
Contract start date	20/10/2011
Contract end date	

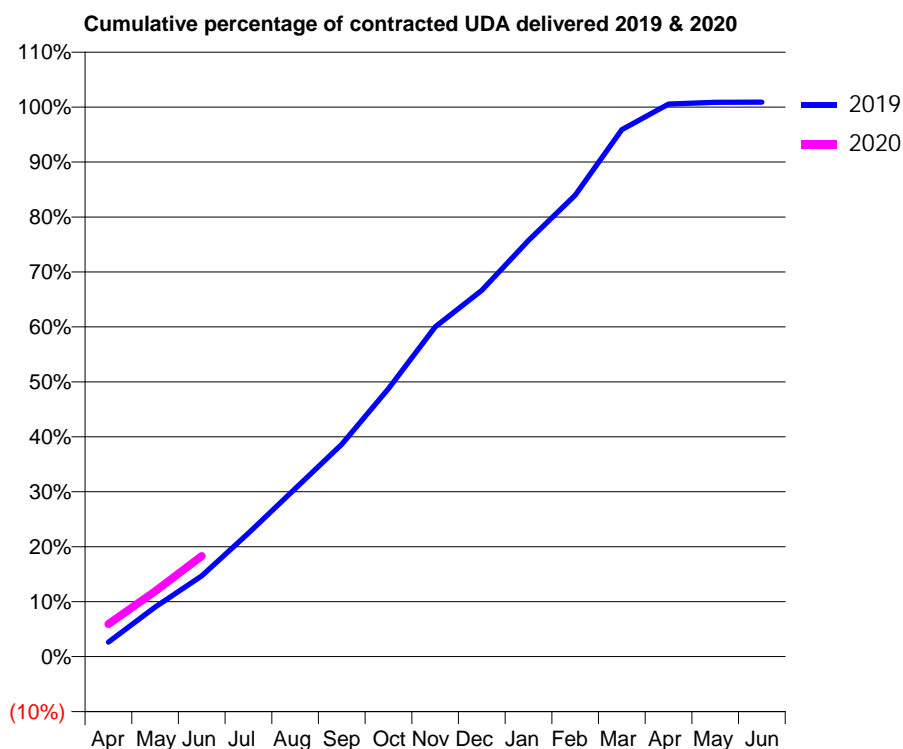
19/20 Contracted general activity (UDA)	8,000
Carry forward general activity (UDA)	0
19/20 Contracted orthodontic activity (UOA)	0
Carry forward orthodontic activity (UOA)	0
Baseline contract value	£220,646.17

ACCESS*

Patients seen in 24 months	Total	Change since previous quarter
Quarter ending June 2018	3,014	
Quarter ending September 2018	3,009	→
Quarter ending December 2018	3,023	→
Quarter ending March 2019	3,045	→
Quarter ending June 2019	3,068	→
Variance since June 2018	1.8%	→



ACTIVITY



Month	Adjusted Scheduled Activity (UDA)	
	2019	2020
April	211	474
May	720	953
June	1,176	1,465
July	1,797	
August	2,445	
September	3,090	
October	3,901	
November	4,800	
December	5,332	
January	6,057	
February	6,718	
March	7,671	
April	8,043	
May	8,068	
June	8,070	

QUALITY

	Quantity	Base Number	Contract	AT	Region	England
% of FP17s for the same patient ID Re-attending within 3 months - Children	56	493	11.4%	8.4%	10.6%	11.4%
% of FP17s for the same patient ID Re-attending within 3 months - Adults	81	571	14.2%	12.9%	15.2%	15.4%
% of FP17s for the same patient ID Re-attending between 3 & 9 months - Children	304	493	61.7%	63.6%	62.3%	59.8%
% of FP17s for the same patient ID Re-attending between 3 & 9 months - Adults	325	571	56.9%	53.6%	53.3%	52.1%
% of FP17s for Band 1 Urgent Courses	39	798	4.9%	8.4%	9.7%	9.2%
% of FP17s Relating to Free Repair or Replacements	1	798	0.1%	0.6%	0.6%	0.7%
% of FP17s Relating to Continuations	4	798	0.5%	0.7%	0.8%	0.8%
% of Patients satisfied with the dentistry they have received	3	3	N/A	94.5%	93.4%	93.4%
% of Patients satisfied with the time they had to wait for an appointment	3	3	N/A	86.6%	86.8%	87.6%

* This is based on patients treated on this contract for their most recent course of treatment. Figures in italics indicate the base number of FP17s or Patient Questionnaire responses are less than 100. N/A is shown where the base number of responses is less than 10 during the period. % is calculated as Quantity/Base number*100

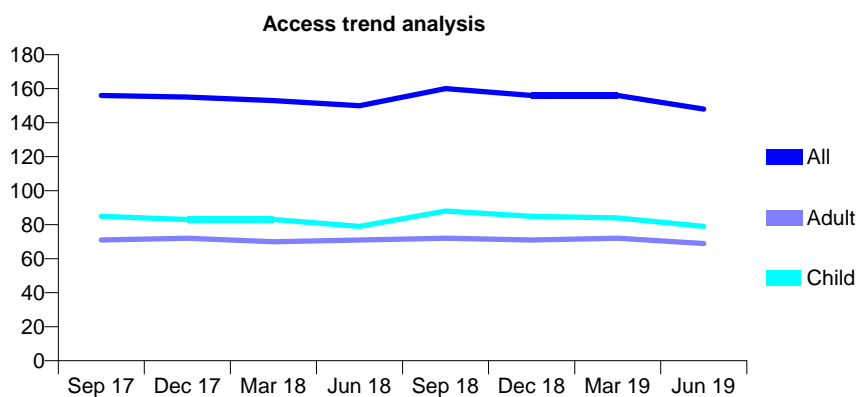
Q64 - Vital Signs At a Glance Contract Report for 760811/0001 - June 2019

Name or company name	MR GC MULLER
Contract type name	GDS Contract
Purpose of contract	General
Contract start date	01/02/2011
Contract end date	

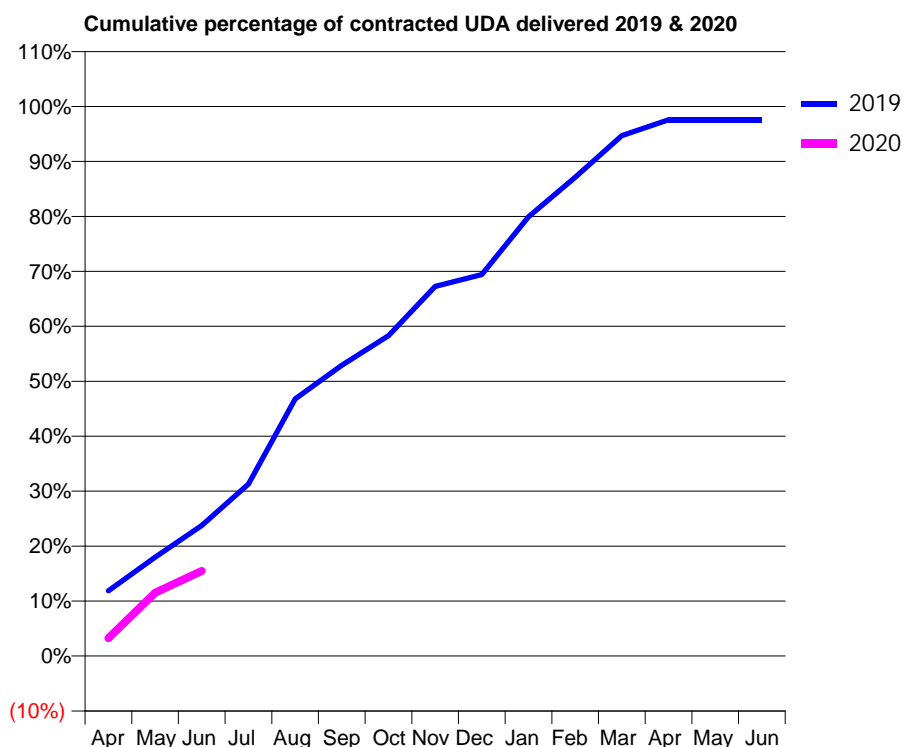
19/20 Contracted general activity (UDA)	278
Carry forward general activity (UDA)	0
19/20 Contracted orthodontic activity (UOA)	0
Carry forward orthodontic activity (UOA)	0
Baseline contract value	£6,942.96

ACCESS*

Patients seen in 24 months	Total	Change since previous quarter
Quarter ending June 2018	150	
Quarter ending September 2018	160	↑
Quarter ending December 2018	156	↓
Quarter ending March 2019	156	→
Quarter ending June 2019	148	↓
Variance since June 2018	(1.3%)	↓



ACTIVITY



Month	Adjusted Scheduled Activity (UDA)	
	2019	2020
April	33	9
May	50	32
June	66	43
July	87	
August	130	
September	147	
October	162	
November	187	
December	193	
January	222	
February	242	
March	263	
April	271	
May	271	
June	271	

QUALITY

	Quantity	Base Number	Contract	AT	Region	England
% of FP17s for the same patient ID Re-attending within 3 months - Children	1	21	4.8%	8.4%	10.6%	11.4%
% of FP17s for the same patient ID Re-attending within 3 months - Adults	0	13	0.0%	12.9%	15.2%	15.4%
% of FP17s for the same patient ID Re-attending between 3 & 9 months - Children	17	21	81.0%	63.6%	62.3%	59.8%
% of FP17s for the same patient ID Re-attending between 3 & 9 months - Adults	9	13	69.2%	53.6%	53.3%	52.1%
% of FP17s for Band 1 Urgent Courses	0	26	0.0%	8.4%	9.7%	9.2%
% of FP17s Relating to Free Repair or Replacements	0	26	0.0%	0.6%	0.6%	0.7%
% of FP17s Relating to Continuations	0	26	0.0%	0.7%	0.8%	0.8%
% of Patients satisfied with the dentistry they have received	0	0	N/A	94.5%	93.4%	93.4%
% of Patients satisfied with the time they had to wait for an appointment	0	0	N/A	86.6%	86.8%	87.6%

* This is based on patients treated on this contract for their most recent course of treatment. Figures in italics indicate the base number of FP17s or Patient Questionnaire responses are less than 100. N/A is shown where the base number of responses is less than 10 during the period. % is calculated as Quantity/Base number*100

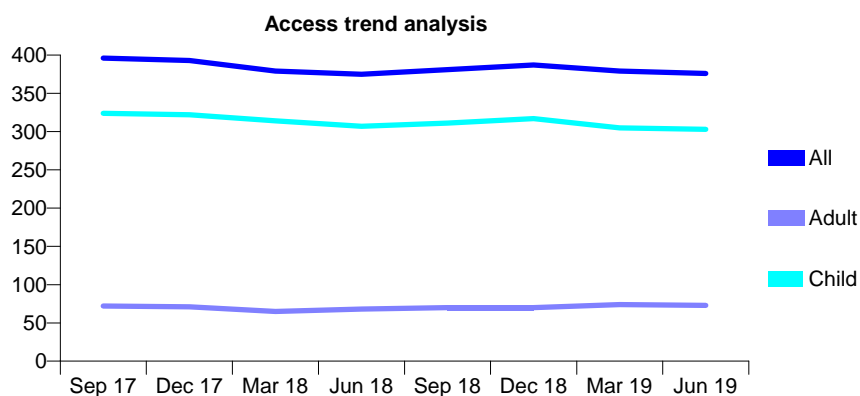
Q64 - Vital Signs At a Glance Contract Report for 761095/0001 - June 2019

Name or company name	MR PJ TOWNES
Contract type name	GDS Contract
Purpose of contract	General
Contract start date	01/04/2006
Contract end date	

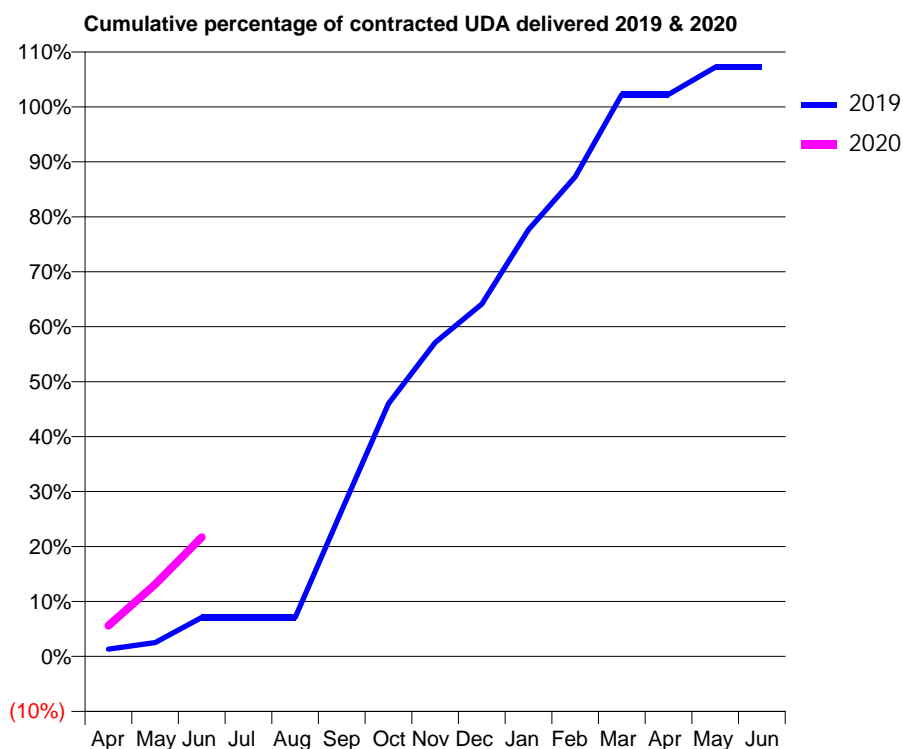
19/20 Contracted general activity (UDA)	750
Carry forward general activity (UDA)	0
19/20 Contracted orthodontic activity (UOA)	0
Carry forward orthodontic activity (UOA)	0
Baseline contract value	£16,864.37

ACCESS*

Patients seen in 24 months	Total	Change since previous quarter
Quarter ending June 2018	375	
Quarter ending September 2018	381	→
Quarter ending December 2018	387	→
Quarter ending March 2019	379	↓
Quarter ending June 2019	376	→
Variance since June 2018	0.3%	→



ACTIVITY



Month	Adjusted Scheduled Activity (UDA)	
	2019	2020
April	10	42
May	19	98
June	53	163
July	53	
August	53	
September	199	
October	345	
November	429	
December	481	
January	582	
February	655	
March	767	
April	767	
May	804	
June	804	

QUALITY

	Quantity	Base Number	Contract	AT	Region	England
% of FP17s for the same patient ID Re-attending within 3 months - Children	9	111	8.1%	8.4%	10.6%	11.4%
% of FP17s for the same patient ID Re-attending within 3 months - Adults	0	11	0.0%	12.9%	15.2%	15.4%
% of FP17s for the same patient ID Re-attending between 3 & 9 months - Children	81	111	73.0%	63.6%	62.3%	59.8%
% of FP17s for the same patient ID Re-attending between 3 & 9 months - Adults	9	11	81.8%	53.6%	53.3%	52.1%
% of FP17s for Band 1 Urgent Courses	3	122	2.5%	8.4%	9.7%	9.2%
% of FP17s Relating to Free Repair or Replacements	0	122	0.0%	0.6%	0.6%	0.7%
% of FP17s Relating to Continuations	0	122	0.0%	0.7%	0.8%	0.8%
% of Patients satisfied with the dentistry they have received	0	0	N/A	94.5%	93.4%	93.4%
% of Patients satisfied with the time they had to wait for an appointment	0	0	N/A	86.6%	86.8%	87.6%

* This is based on patients treated on this contract for their most recent course of treatment. Figures in italics indicate the base number of FP17s or Patient Questionnaire responses are less than 100. N/A is shown where the base number of responses is less than 10 during the period. % is calculated as Quantity/Base number*100

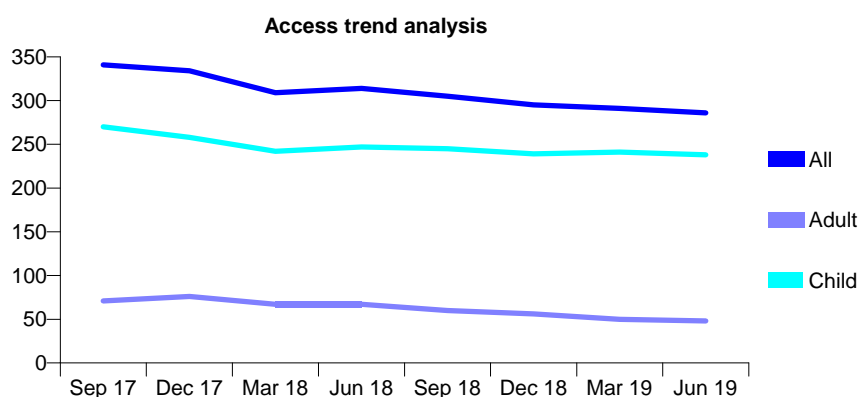
Q64 - Vital Signs At a Glance Contract Report for 787639/0001 - June 2019

Name or company name	MR CF DA ROCHA O'NEILL
Contract type name	GDS Contract
Purpose of contract	General
Contract start date	01/04/2008
Contract end date	

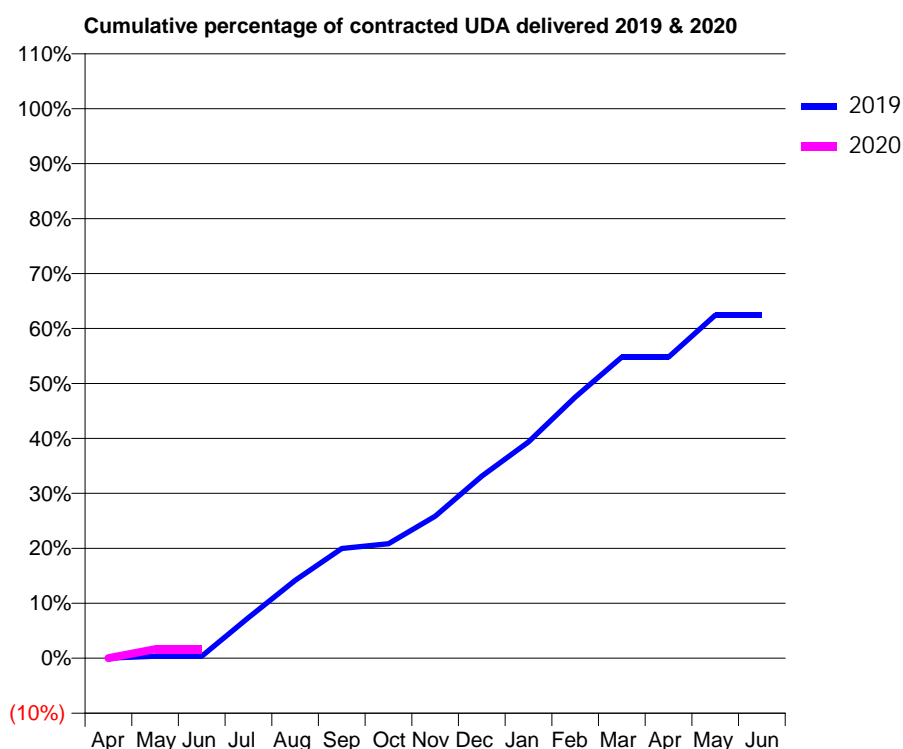
19/20 Contracted general activity (UDA)	800
Carry forward general activity (UDA)	0
19/20 Contracted orthodontic activity (UOA)	0
Carry forward orthodontic activity (UOA)	0
Baseline contract value	£17,485.97

ACCESS*

Patients seen in 24 months	Total	Change since previous quarter
Quarter ending June 2018	314	
Quarter ending September 2018	305	↓
Quarter ending December 2018	295	↓
Quarter ending March 2019	291	↓
Quarter ending June 2019	286	↓
Variance since June 2018	(8.9%)	↓



ACTIVITY



Month	2019	2020
April	0	0
May	3	13
June	3	13
July	59	
August	113	
September	160	
October	167	
November	207	
December	265	
January	315	
February	380	
March	438	
April	438	
May	499	
June	499	

QUALITY

	Quantity	Base Number	Contract	AT	Region	England
% of FP17s for the same patient ID Re-attending within 3 months - Children	1	35	2.9%	8.4%	10.6%	11.4%
% of FP17s for the same patient ID Re-attending within 3 months - Adults	0	3	0.0%	12.9%	15.2%	15.4%
% of FP17s for the same patient ID Re-attending between 3 & 9 months - Children	18	35	51.4%	63.6%	62.3%	59.8%
% of FP17s for the same patient ID Re-attending between 3 & 9 months - Adults	2	3	66.7%	53.6%	53.3%	52.1%
% of FP17s for Band 1 Urgent Courses	1	9	11.1%	8.4%	9.7%	9.2%
% of FP17s Relating to Free Repair or Replacements	0	9	0.0%	0.6%	0.6%	0.7%
% of FP17s Relating to Continuations	0	9	0.0%	0.7%	0.8%	0.8%
% of Patients satisfied with the dentistry they have received	1	1	N/A	94.5%	93.4%	93.4%
% of Patients satisfied with the time they had to wait for an appointment	1	1	N/A	86.6%	86.8%	87.6%

* This is based on patients treated on this contract for their most recent course of treatment.

Figures in italics indicate the base number of FP17s or Patient Questionnaire responses are less than 100. N/A is shown where the base number of responses is less than 10 during the period. % is calculated as Quantity/Base number*100

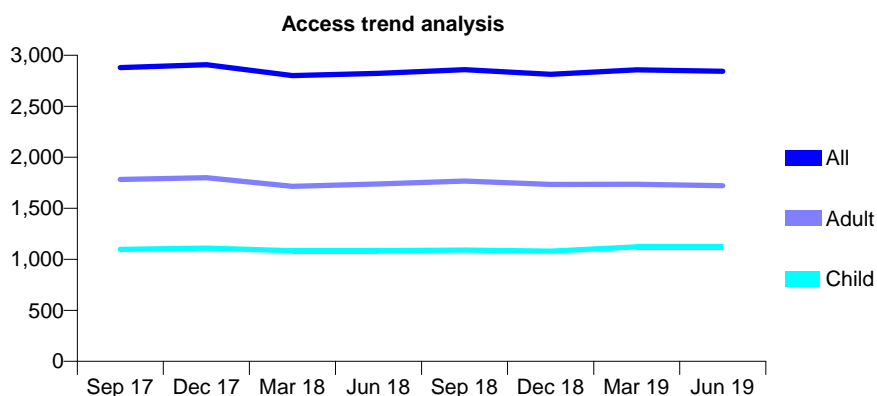
Q64 - Vital Signs At a Glance Contract Report for 802085/0001 - June 2019

Name or company name	Savernake Dental Partners
Contract type name	GDS Contract
Purpose of contract	General
Contract start date	01/04/2006
Contract end date	

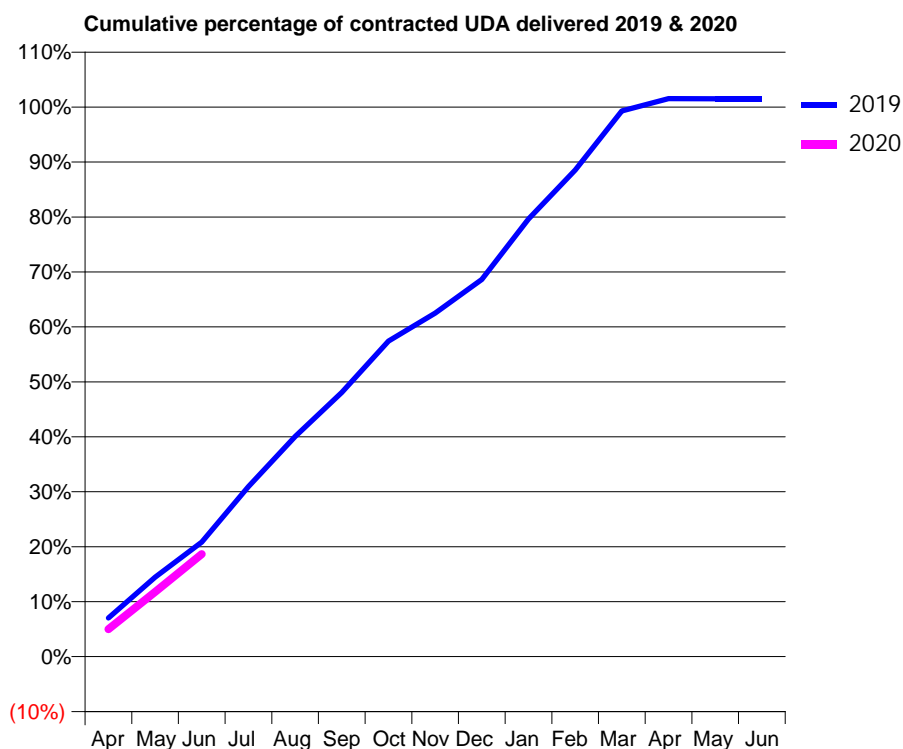
19/20 Contracted general activity (UDA)	6,362
Carry forward general activity (UDA)	0
19/20 Contracted orthodontic activity (UOA)	0
Carry forward orthodontic activity (UOA)	0
Baseline contract value	£144,986.56

ACCESS*

Patients seen in 24 months	Total	Change since previous quarter
Quarter ending June 2018	2,823	
Quarter ending September 2018	2,858	→
Quarter ending December 2018	2,814	↓
Quarter ending March 2019	2,857	→
Quarter ending June 2019	2,843	→
Variance since June 2018	0.7%	→



ACTIVITY



Month	Adjusted Scheduled Activity (UDA)	
	2019	2020
April	447	318
May	921	749
June	1,325	1,187
July	1,969	
August	2,548	
September	3,058	
October	3,652	
November	3,977	
December	4,366	
January	5,066	
February	5,632	
March	6,317	
April	6,458	
May	6,457	
June	6,457	

QUALITY

	Quantity	Base Number	Contract	AT	Region	England
% of FP17s for the same patient ID Re-attending within 3 months - Children	16	389	4.1%	8.4%	10.6%	11.4%
% of FP17s for the same patient ID Re-attending within 3 months - Adults	67	616	10.9%	12.9%	15.2%	15.4%
% of FP17s for the same patient ID Re-attending between 3 & 9 months - Children	199	389	51.2%	63.6%	62.3%	59.8%
% of FP17s for the same patient ID Re-attending between 3 & 9 months - Adults	274	616	44.5%	53.6%	53.3%	52.1%
% of FP17s for Band 1 Urgent Courses	35	715	4.9%	8.4%	9.7%	9.2%
% of FP17s Relating to Free Repair or Replacements	2	715	0.3%	0.6%	0.6%	0.7%
% of FP17s Relating to Continuations	4	715	0.6%	0.7%	0.8%	0.8%
% of Patients satisfied with the dentistry they have received	0	0	N/A	94.5%	93.4%	93.4%
% of Patients satisfied with the time they had to wait for an appointment	0	0	N/A	86.6%	86.8%	87.6%

* This is based on patients treated on this contract for their most recent course of treatment. Figures in italics indicate the base number of FP17s or Patient Questionnaire responses are less than 100. N/A is shown where the base number of responses is less than 10 during the period. % is calculated as Quantity/Base number*100

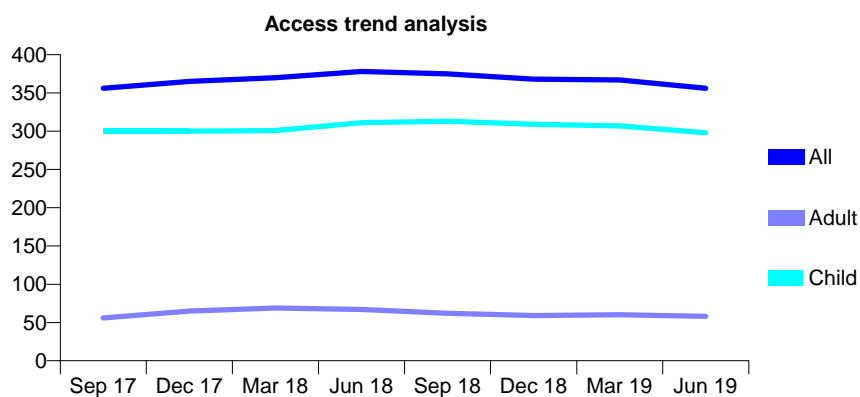
Q64 - Vital Signs At a Glance Contract Report for 811939/0001 - June 2019

Name or company name	MR JN PATON
Contract type name	GDS Contract
Purpose of contract	General
Contract start date	01/04/2006
Contract end date	

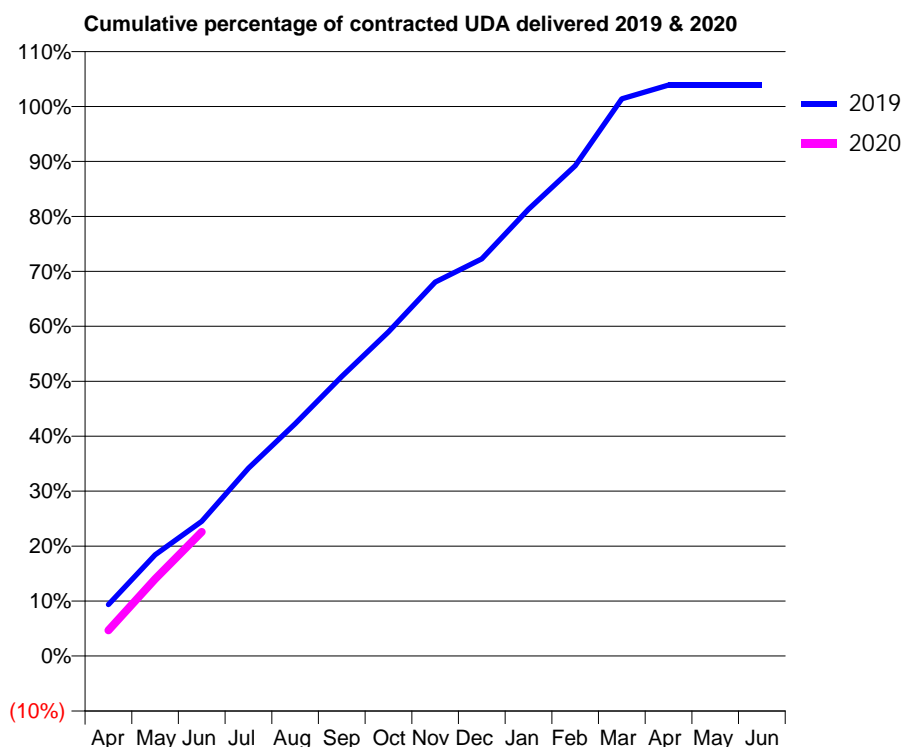
19/20 Contracted general activity (UDA)	642
Carry forward general activity (UDA)	0
19/20 Contracted orthodontic activity (UOA)	0
Carry forward orthodontic activity (UOA)	0
Baseline contract value	£13,457.02

ACCESS*

Patients seen in 24 months	Total	Change since previous quarter
Quarter ending June 2018	378	
Quarter ending September 2018	375	→
Quarter ending December 2018	368	↓
Quarter ending March 2019	367	→
Quarter ending June 2019	356	↓
Variance since June 2018	(5.8%)	↓



ACTIVITY



Month	Adjusted Scheduled Activity (UDA)	
	2019	2020
April	60	30
May	118	90
June	157	145
July	219	
August	271	
September	326	
October	379	
November	437	
December	464	
January	522	
February	573	
March	651	
April	667	
May	667	
June	667	

QUALITY

	Quantity	Base Number	Contract	AT	Region	England
% of FP17s for the same patient ID Re-attending within 3 months - Children	6	117	5.1%	8.4%	10.6%	11.4%
% of FP17s for the same patient ID Re-attending within 3 months - Adults	0	3	0.0%	12.9%	15.2%	15.4%
% of FP17s for the same patient ID Re-attending between 3 & 9 months - Children	68	117	58.1%	63.6%	62.3%	59.8%
% of FP17s for the same patient ID Re-attending between 3 & 9 months - Adults	2	3	66.7%	53.6%	53.3%	52.1%
% of FP17s for Band 1 Urgent Courses	0	107	0.0%	8.4%	9.7%	9.2%
% of FP17s Relating to Free Repair or Replacements	0	107	0.0%	0.6%	0.6%	0.7%
% of FP17s Relating to Continuations	0	107	0.0%	0.7%	0.8%	0.8%
% of Patients satisfied with the dentistry they have received	0	0	N/A	94.5%	93.4%	93.4%
% of Patients satisfied with the time they had to wait for an appointment	0	0	N/A	86.6%	86.8%	87.6%

* This is based on patients treated on this contract for their most recent course of treatment. Figures in italics indicate the base number of FP17s or Patient Questionnaire responses are less than 100. N/A is shown where the base number of responses is less than 10 during the period. % is calculated as Quantity/Base number*100

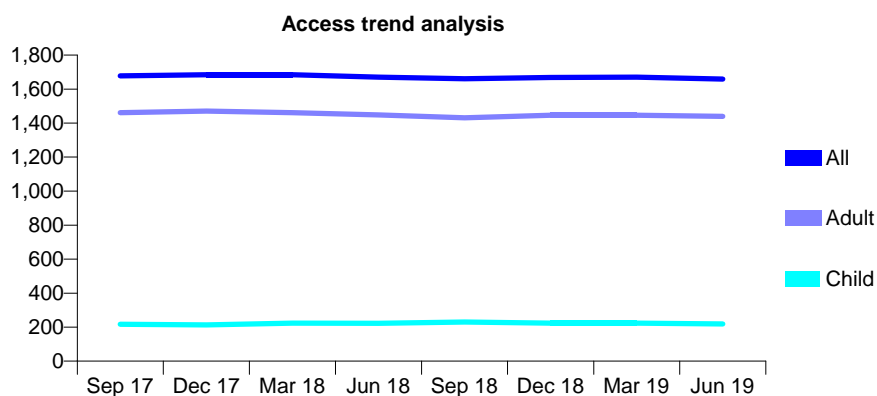
Q64 - Vital Signs At a Glance Contract Report for 814008/0001 - June 2019

Name or company name	MR IM MIDGLEY
Contract type name	GDS Contract
Purpose of contract	General
Contract start date	01/04/2006
Contract end date	

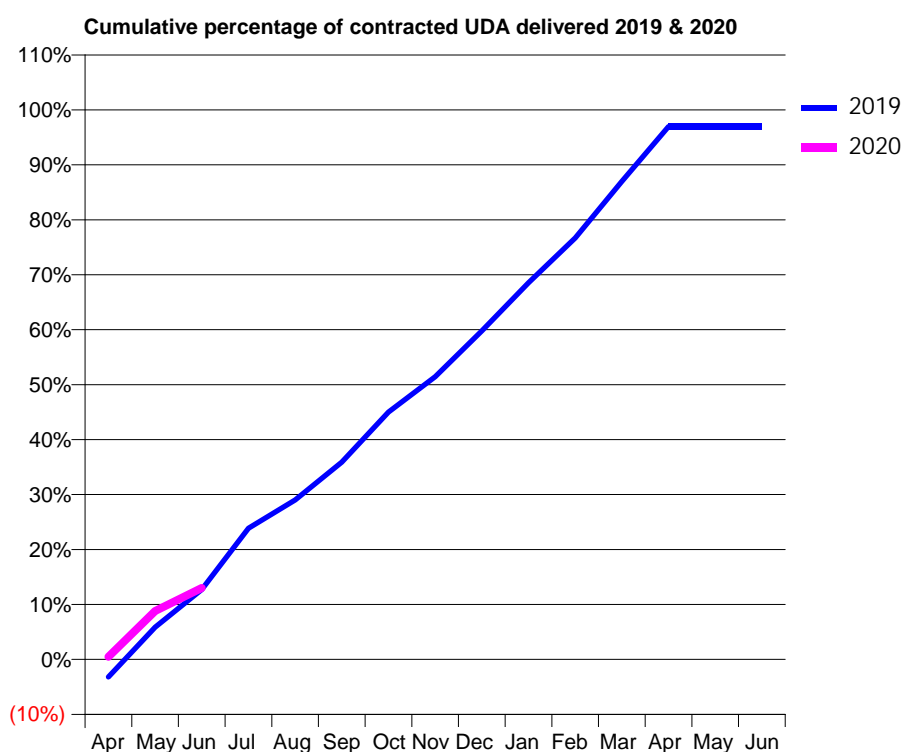
19/20 Contracted general activity (UDA)	7,460
Carry forward general activity (UDA)	0
19/20 Contracted orthodontic activity (UOA)	0
Carry forward orthodontic activity (UOA)	0
Baseline contract value	£193,056.80

ACCESS*

Patients seen in 24 months	Total	Change since previous quarter
Quarter ending June 2018	1,670	
Quarter ending September 2018	1,661	→
Quarter ending December 2018	1,669	→
Quarter ending March 2019	1,670	→
Quarter ending June 2019	1,659	→
Variance since June 2018	(0.7%)	→



ACTIVITY



Month	2019	2020
April	-241	35
May	440	659
June	947	969
July	1,780	
August	2,165	
September	2,678	
October	3,357	
November	3,837	
December	4,460	
January	5,113	
February	5,722	
March	6,487	
April	7,233	
May	7,233	
June	7,233	

QUALITY

	Quantity	Base Number	Contract	AT	Region	England
% of FP17s for the same patient ID Re-attending within 3 months - Children	4	63	6.3%	8.4%	10.6%	11.4%
% of FP17s for the same patient ID Re-attending within 3 months - Adults	142	620	22.9%	12.9%	15.2%	15.4%
% of FP17s for the same patient ID Re-attending between 3 & 9 months - Children	40	63	63.5%	63.6%	62.3%	59.8%
% of FP17s for the same patient ID Re-attending between 3 & 9 months - Adults	397	620	64.0%	53.6%	53.3%	52.1%
% of FP17s for Band 1 Urgent Courses	122	420	29.0%	8.4%	9.7%	9.2%
% of FP17s Relating to Free Repair or Replacements	14	420	3.3%	0.6%	0.6%	0.7%
% of FP17s Relating to Continuations	21	420	5.0%	0.7%	0.8%	0.8%
% of Patients satisfied with the dentistry they have received	1	1	N/A	94.5%	93.4%	93.4%
% of Patients satisfied with the time they had to wait for an appointment	1	1	N/A	86.6%	86.8%	87.6%

* This is based on patients treated on this contract for their most recent course of treatment. Figures in italics indicate the base number of FP17s or Patient Questionnaire responses are less than 100. N/A is shown where the base number of responses is less than 10 during the period. % is calculated as Quantity/Base number*100

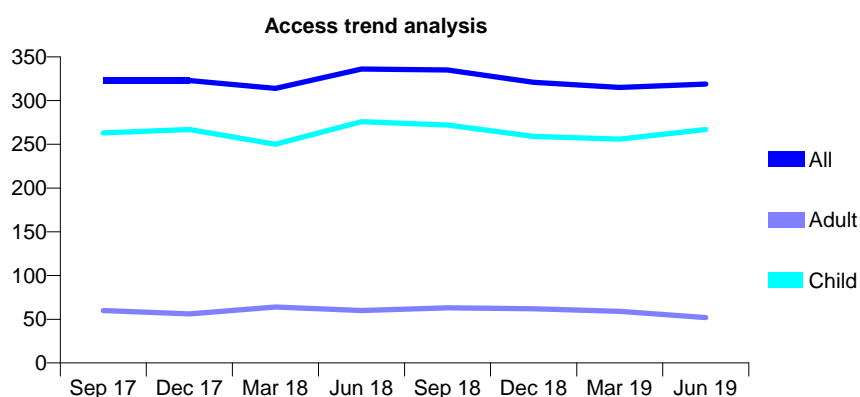
Q64 - Vital Signs At a Glance Contract Report for 820059/0001 - June 2019

Name or company name	MR AJ SMITH
Contract type name	PDS Contract
Purpose of contract	General and Orthodontic
Contract start date	01/04/2006
Contract end date	30/06/2019

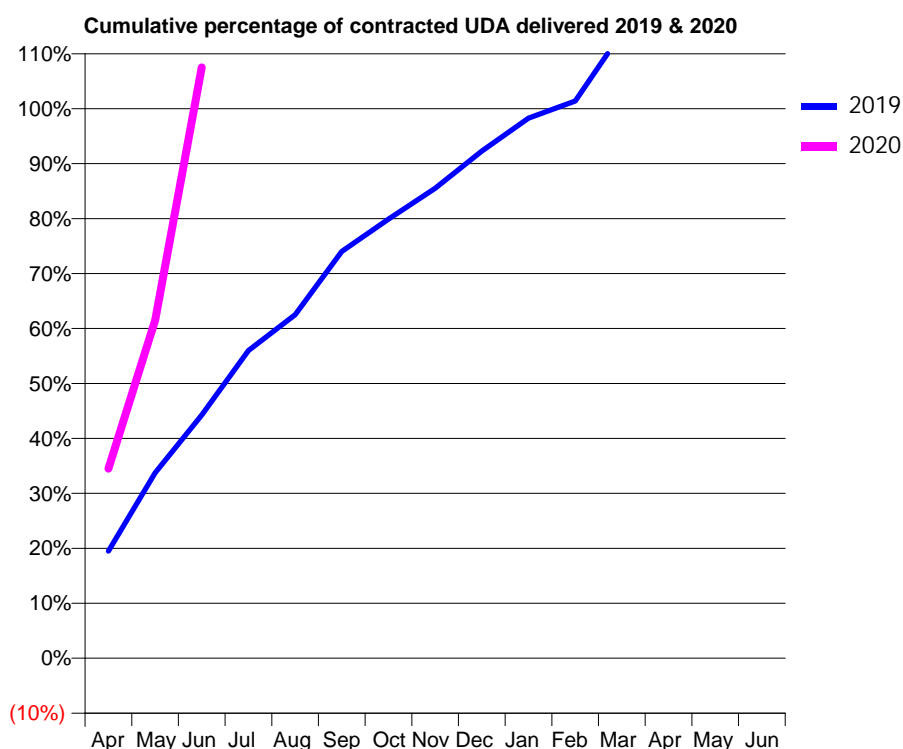
19/20 Contracted general activity (UDA)	200
Carry forward general activity (UDA)	0
19/20 Contracted orthodontic activity (UOA)	125
Carry forward orthodontic activity (UOA)	0
Baseline contract value	£15,316.02

ACCESS*

Patients seen in 24 months	Total	Change since previous quarter
Quarter ending June 2018	336	
Quarter ending September 2018	335	→
Quarter ending December 2018	321	↓
Quarter ending March 2019	315	↓
Quarter ending June 2019	319	→
Variance since June 2018	(5.1%)	↓



ACTIVITY



Month	Adjusted Scheduled Activity (UDA)	
	2019	2020
April	156	69
May	270	123
June	354	215
July	448	
August	500	
September	592	
October	639	
November	684	
December	738	
January	786	
February	811	
March	910	
April	910	
May	910	
June	910	

QUALITY

	Quantity	Base Number	Contract	AT	Region	England
% of FP17s for the same patient ID Re-attending within 3 months - Children	5	99	5.1%	8.4%	10.6%	11.4%
% of FP17s for the same patient ID Re-attending within 3 months - Adults	0	8	0.0%	12.9%	15.2%	15.4%
% of FP17s for the same patient ID Re-attending between 3 & 9 months - Children	34	99	34.3%	63.6%	62.3%	59.8%
% of FP17s for the same patient ID Re-attending between 3 & 9 months - Adults	5	8	62.5%	53.6%	53.3%	52.1%
% of FP17s for Band 1 Urgent Courses	0	102	0.0%	8.4%	9.7%	9.2%
% of FP17s Relating to Free Repair or Replacements	0	102	0.0%	0.6%	0.6%	0.7%
% of FP17s Relating to Continuations	0	102	0.0%	0.7%	0.8%	0.8%
% of Patients satisfied with the dentistry they have received	0	0	N/A	94.5%	93.4%	93.4%
% of Patients satisfied with the time they had to wait for an appointment	0	0	N/A	86.6%	86.8%	87.6%

* This is based on patients treated on this contract for their most recent course of treatment.

Figures in italics indicate the base number of FP17s or Patient Questionnaire responses are less than 100. N/A is shown where the base number of responses is less than 10 during the period. % is calculated as Quantity/Base number*100

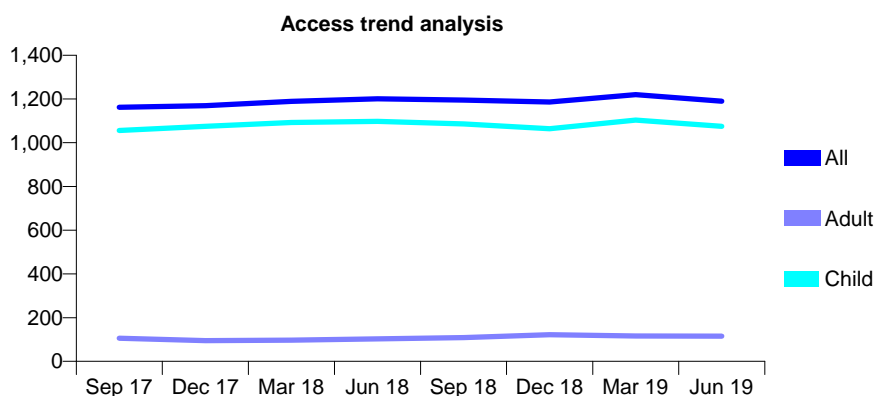
Q64 - Vital Signs At a Glance Contract Report for 820423/0001 - June 2019

Name or company name	MRS SA MCDOWALL
Contract type name	GDS Contract
Purpose of contract	General
Contract start date	01/04/2006
Contract end date	

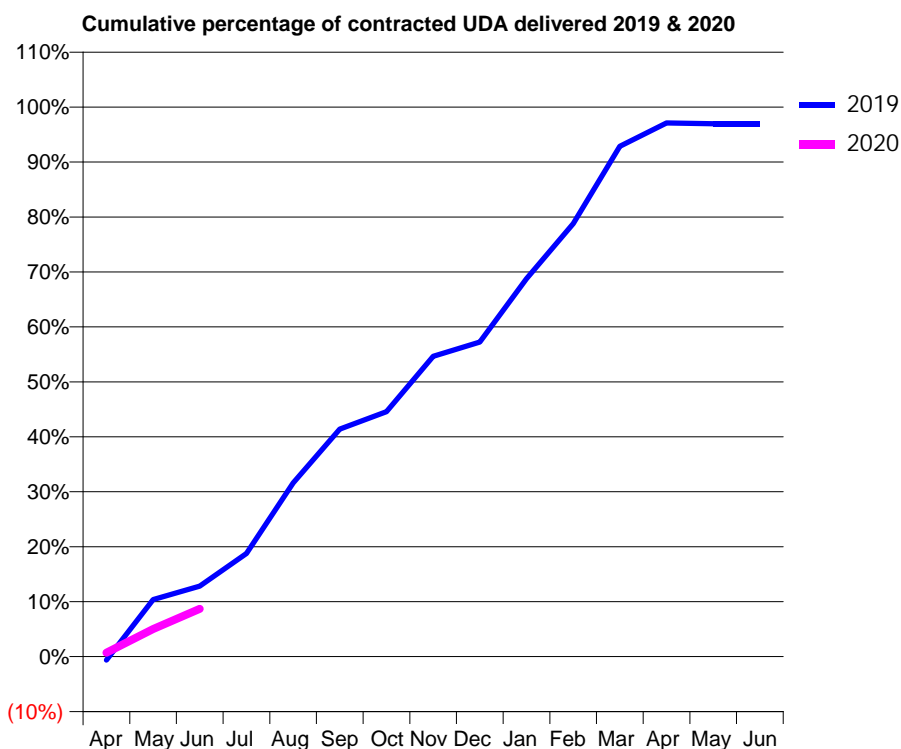
19/20 Contracted general activity (UDA)	2,630
Carry forward general activity (UDA)	0
19/20 Contracted orthodontic activity (UOA)	0
Carry forward orthodontic activity (UOA)	0
Baseline contract value	£65,953.21

ACCESS*

Patients seen in 24 months	Total	Change since previous quarter
Quarter ending June 2018	1,201	
Quarter ending September 2018	1,195	→
Quarter ending December 2018	1,186	→
Quarter ending March 2019	1,220	↑
Quarter ending June 2019	1,190	↓
Variance since June 2018	(0.9%)	→



ACTIVITY



Month	Adjusted Scheduled Activity (UDA)	
	2019	2020
April	-17	19
May	274	132
June	337	229
July	494	
August	832	
September	1,089	
October	1,172	
November	1,437	
December	1,505	
January	1,809	
February	2,072	
March	2,442	
April	2,554	
May	2,550	
June	2,550	

QUALITY

	Quantity	Base Number	Contract	AT	Region	England
% of FP17s for the same patient ID Re-attending within 3 months - Children	22	251	8.8%	8.4%	10.6%	11.4%
% of FP17s for the same patient ID Re-attending within 3 months - Adults	0	0	N/A	12.9%	15.2%	15.4%
% of FP17s for the same patient ID Re-attending between 3 & 9 months - Children	179	251	71.3%	63.6%	62.3%	59.8%
% of FP17s for the same patient ID Re-attending between 3 & 9 months - Adults	0	0	N/A	53.6%	53.3%	52.1%
% of FP17s for Band 1 Urgent Courses	13	168	7.7%	8.4%	9.7%	9.2%
% of FP17s Relating to Free Repair or Replacements	0	168	0.0%	0.6%	0.6%	0.7%
% of FP17s Relating to Continuations	0	168	0.0%	0.7%	0.8%	0.8%
% of Patients satisfied with the dentistry they have received	0	0	N/A	94.5%	93.4%	93.4%
% of Patients satisfied with the time they had to wait for an appointment	0	0	N/A	86.6%	86.8%	87.6%

* This is based on patients treated on this contract for their most recent course of treatment. Figures in italics indicate the base number of FP17s or Patient Questionnaire responses are less than 100. N/A is shown where the base number of responses is less than 10 during the period. % is calculated as Quantity/Base number*100

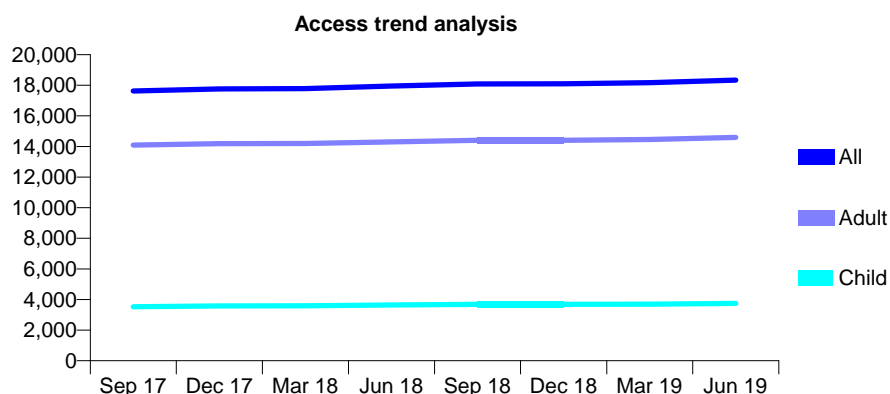
Q64 - Vital Signs At a Glance Contract Report for 826901/0001 - June 2019

Name or company name	MR SJ CLARKE
Contract type name	GDS Contract
Purpose of contract	General
Contract start date	01/04/2006
Contract end date	

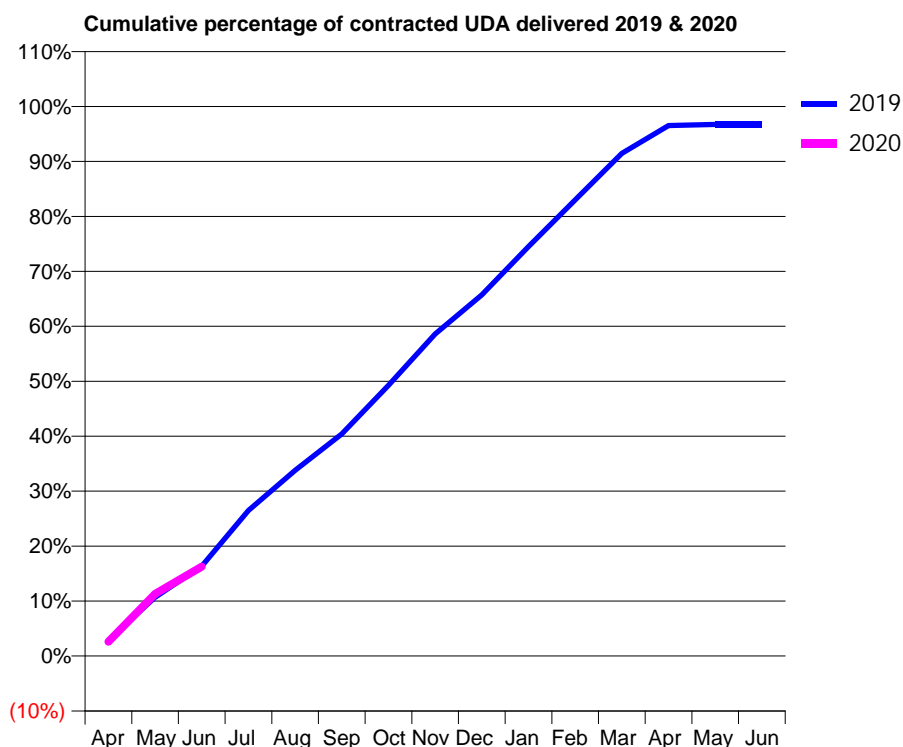
19/20 Contracted general activity (UDA)	52,698
Carry forward general activity (UDA)	0
19/20 Contracted orthodontic activity (UOA)	0
Carry forward orthodontic activity (UOA)	0
Baseline contract value	£1,405,182.09

ACCESS*

Patients seen in 24 months	Total	Change since previous quarter
Quarter ending June 2018	17,949	
Quarter ending September 2018	18,085	→
Quarter ending December 2018	18,096	→
Quarter ending March 2019	18,164	→
Quarter ending June 2019	18,340	→
Variance since June 2018	2.2%	↑



ACTIVITY



Month	Adjusted Scheduled Activity (UDA)	
	2019	2020
April	1,511	1,372
May	5,652	5,966
June	8,625	8,581
July	13,956	
August	17,807	
September	21,296	
October	25,965	
November	30,887	
December	34,629	
January	39,263	
February	43,741	
March	48,192	
April	50,861	
May	50,968	
June	50,980	

QUALITY

	Quantity	Base Number	Contract	AT	Region	England
% of FP17s for the same patient ID Re-attending within 3 months - Children	92	1,391	6.6%	8.4%	10.6%	11.4%
% of FP17s for the same patient ID Re-attending within 3 months - Adults	802	5,534	14.5%	12.9%	15.2%	15.4%
% of FP17s for the same patient ID Re-attending between 3 & 9 months - Children	957	1,391	68.8%	63.6%	62.3%	59.8%
% of FP17s for the same patient ID Re-attending between 3 & 9 months - Adults	3,595	5,534	65.0%	53.6%	53.3%	52.1%
% of FP17s for Band 1 Urgent Courses	338	5,259	6.4%	8.4%	9.7%	9.2%
% of FP17s Relating to Free Repair or Replacements	73	5,259	1.4%	0.6%	0.6%	0.7%
% of FP17s Relating to Continuations	53	5,259	1.0%	0.7%	0.8%	0.8%
% of Patients satisfied with the dentistry they have received	15	16	93.8%	94.5%	93.4%	93.4%
% of Patients satisfied with the time they had to wait for an appointment	14	16	87.5%	86.6%	86.8%	87.6%

* This is based on patients treated on this contract for their most recent course of treatment. Figures in italics indicate the base number of FP17s or Patient Questionnaire responses are less than 100. N/A is shown where the base number of responses is less than 10 during the period. % is calculated as Quantity/Base number*100

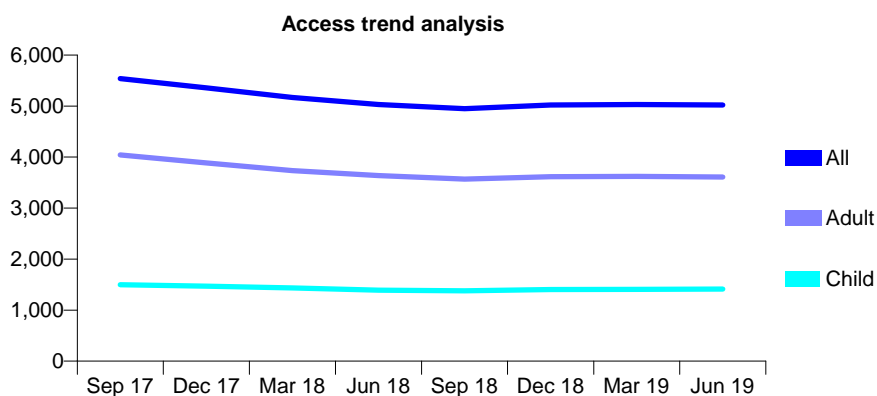
Q64 - Vital Signs At a Glance Contract Report for 829471/0007 - June 2019

Name or company name	MR JS DHARIWAL
Contract type name	GDS Contract
Purpose of contract	General
Contract start date	15/07/2010
Contract end date	

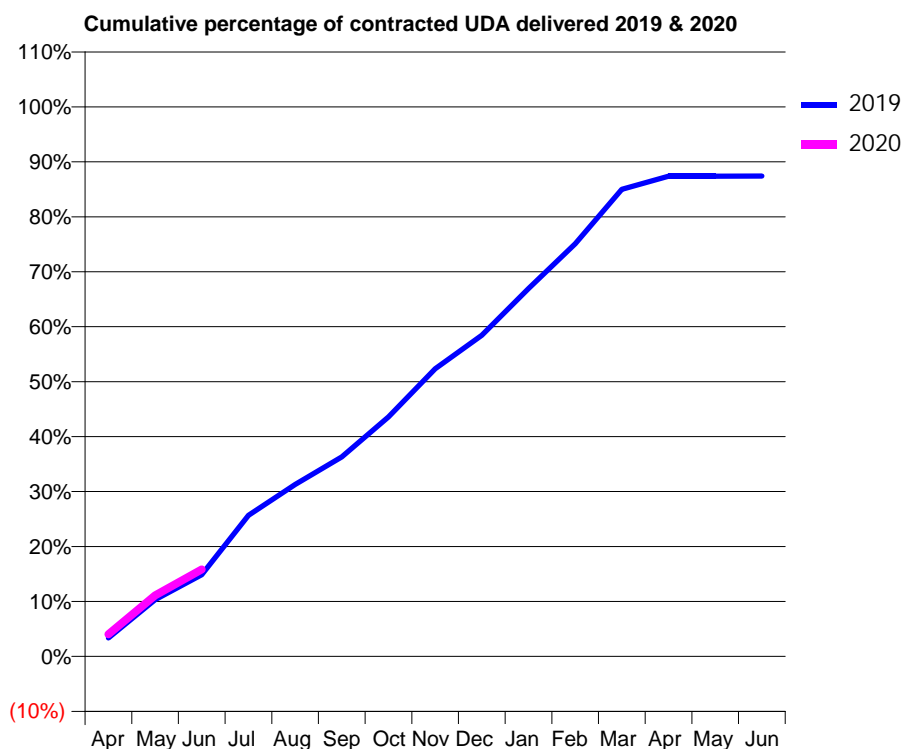
19/20 Contracted general activity (UDA)	15,000
Carry forward general activity (UDA)	0
19/20 Contracted orthodontic activity (UOA)	0
Carry forward orthodontic activity (UOA)	0
Baseline contract value	£363,068.40

ACCESS*

Patients seen in 24 months	Total	Change since previous quarter
Quarter ending June 2018	5,032	
Quarter ending September 2018	4,950	↓
Quarter ending December 2018	5,020	→
Quarter ending March 2019	5,031	→
Quarter ending June 2019	5,022	→
Variance since June 2018	(0.2%)	→



ACTIVITY



Month	Adjusted Scheduled Activity (UDA)	
	2019	2020
April	504	606
May	1,548	1,668
June	2,231	2,376
July	3,848	
August	4,694	
September	5,447	
October	6,539	
November	7,855	
December	8,764	
January	10,040	
February	11,263	
March	12,748	
April	13,107	
May	13,106	
June	13,109	

QUALITY

	Quantity	Base Number	Contract	AT	Region	England
% of FP17s for the same patient ID Re-attending within 3 months - Children	16	374	4.3%	8.4%	10.6%	11.4%
% of FP17s for the same patient ID Re-attending within 3 months - Adults	76	901	8.4%	12.9%	15.2%	15.4%
% of FP17s for the same patient ID Re-attending between 3 & 9 months - Children	181	374	48.4%	63.6%	62.3%	59.8%
% of FP17s for the same patient ID Re-attending between 3 & 9 months - Adults	417	901	46.3%	53.6%	53.3%	52.1%
% of FP17s for Band 1 Urgent Courses	64	1,128	5.7%	8.4%	9.7%	9.2%
% of FP17s Relating to Free Repair or Replacements	9	1,128	0.8%	0.6%	0.6%	0.7%
% of FP17s Relating to Continuations	3	1,128	0.3%	0.7%	0.8%	0.8%
% of Patients satisfied with the dentistry they have received	1	1	N/A	94.5%	93.4%	93.4%
% of Patients satisfied with the time they had to wait for an appointment	0	1	N/A	86.6%	86.8%	87.6%

* This is based on patients treated on this contract for their most recent course of treatment. Figures in italics indicate the base number of FP17s or Patient Questionnaire responses are less than 100. N/A is shown where the base number of responses is less than 10 during the period. % is calculated as Quantity/Base number*100

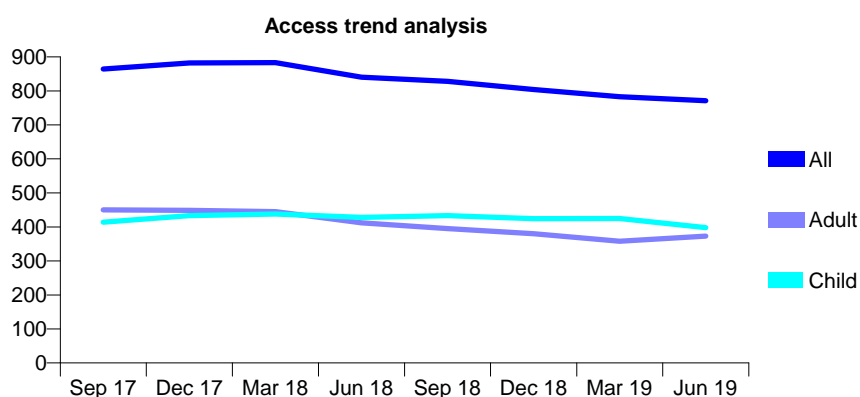
Q64 - Vital Signs At a Glance Contract Report for 831921/0002 - June 2019

Name or company name	MR TS ESAU
Contract type name	GDS Contract
Purpose of contract	General
Contract start date	01/05/2006
Contract end date	

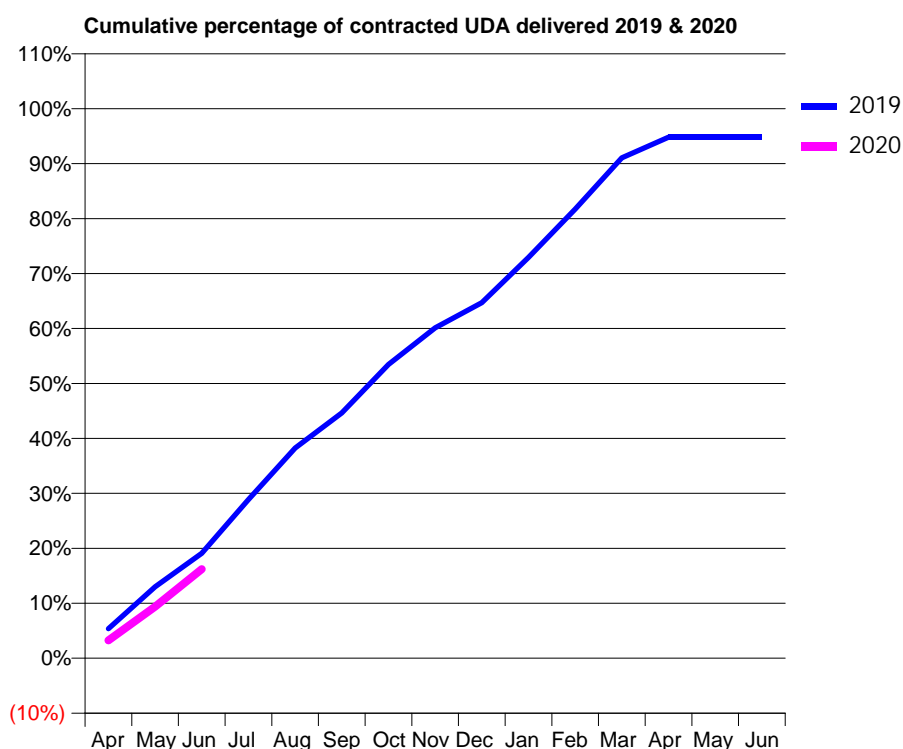
19/20 Contracted general activity (UDA)	3,600
Carry forward general activity (UDA)	0
19/20 Contracted orthodontic activity (UOA)	0
Carry forward orthodontic activity (UOA)	0
Baseline contract value	£91,118.95

ACCESS*

Patients seen in 24 months	Total	Change since previous quarter
Quarter ending June 2018	840	
Quarter ending September 2018	828	↓
Quarter ending December 2018	804	↓
Quarter ending March 2019	783	↓
Quarter ending June 2019	771	↓
Variance since June 2018	(8.2%)	↓



ACTIVITY



Month	2019	2020
April	193	117
May	469	338
June	687	583
July	1,039	
August	1,377	
September	1,607	
October	1,924	
November	2,165	
December	2,328	
January	2,626	
February	2,942	
March	3,278	
April	3,413	
May	3,413	
June	3,413	

QUALITY

	Quantity	Base Number	Contract	AT	Region	England
% of FP17s for the same patient ID Re-attending within 3 months - Children	13	201	6.5%	8.4%	10.6%	11.4%
% of FP17s for the same patient ID Re-attending within 3 months - Adults	20	128	15.6%	12.9%	15.2%	15.4%
% of FP17s for the same patient ID Re-attending between 3 & 9 months - Children	165	201	82.1%	63.6%	62.3%	59.8%
% of FP17s for the same patient ID Re-attending between 3 & 9 months - Adults	69	128	53.9%	53.6%	53.3%	52.1%
% of FP17s for Band 1 Urgent Courses	21	274	7.7%	8.4%	9.7%	9.2%
% of FP17s Relating to Free Repair or Replacements	0	274	0.0%	0.6%	0.6%	0.7%
% of FP17s Relating to Continuations	2	274	0.7%	0.7%	0.8%	0.8%
% of Patients satisfied with the dentistry they have received	1	1	N/A	94.5%	93.4%	93.4%
% of Patients satisfied with the time they had to wait for an appointment	1	1	N/A	86.6%	86.8%	87.6%

* This is based on patients treated on this contract for their most recent course of treatment. Figures in italics indicate the base number of FP17s or Patient Questionnaire responses are less than 100. N/A is shown where the base number of responses is less than 10 during the period. % is calculated as Quantity/Base number*100

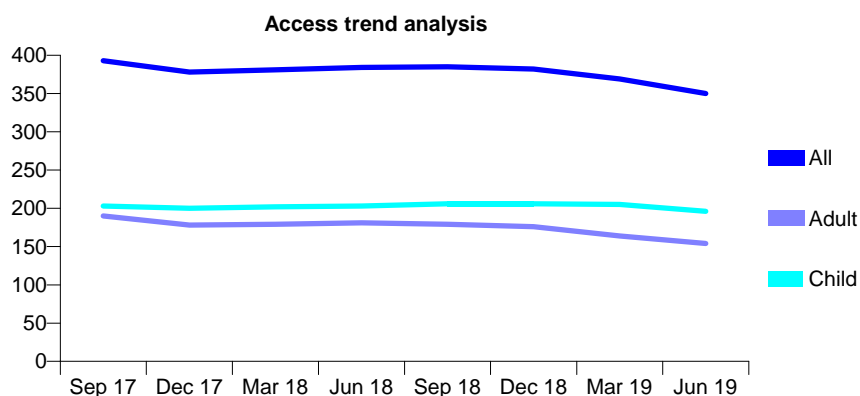
Q64 - Vital Signs At a Glance Contract Report for 833282/0001 - June 2019

Name or company name	MR GP HOOD
Contract type name	GDS Contract
Purpose of contract	General
Contract start date	01/04/2006
Contract end date	

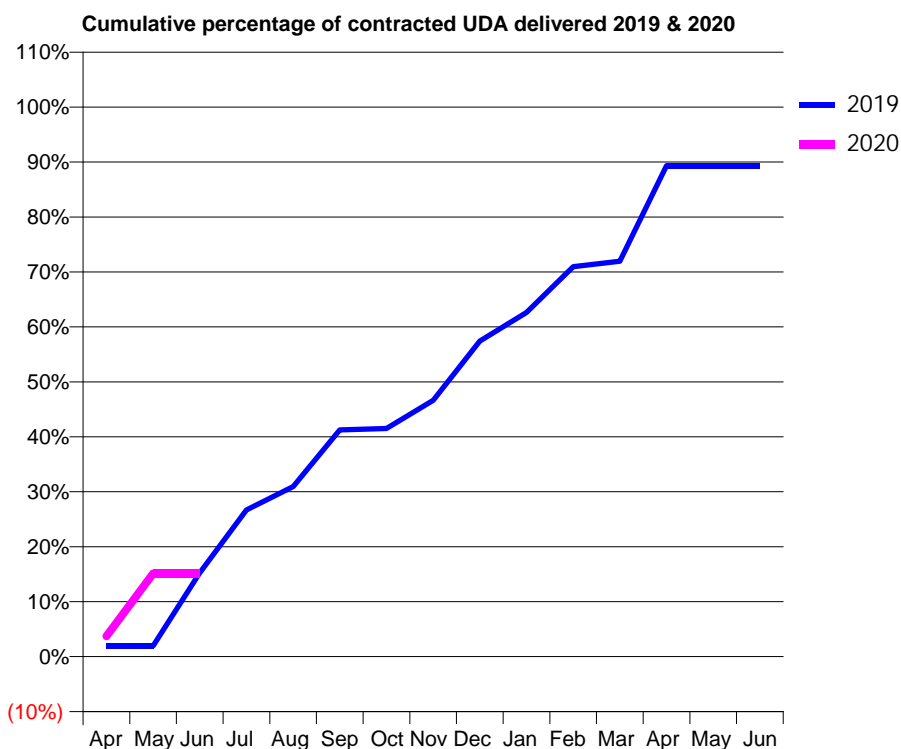
19/20 Contracted general activity (UDA)	806
Carry forward general activity (UDA)	0
19/20 Contracted orthodontic activity (UOA)	0
Carry forward orthodontic activity (UOA)	0
Baseline contract value	£18,457.24

ACCESS*

Patients seen in 24 months	Total	Change since previous quarter
Quarter ending June 2018	384	
Quarter ending September 2018	385	→
Quarter ending December 2018	382	→
Quarter ending March 2019	369	↓
Quarter ending June 2019	350	↓
Variance since June 2018	(8.9%)	↓



ACTIVITY



Month	Adjusted Scheduled Activity (UDA)	
	2019	2020
April	16	30
May	16	122
June	123	122
July	215	
August	249	
September	333	
October	335	
November	376	
December	463	
January	505	
February	572	
March	580	
April	720	
May	720	
June	720	

QUALITY

	Quantity	Base Number	Contract	AT	Region	England
% of FP17s for the same patient ID Re-attending within 3 months - Children	4	64	6.3%	8.4%	10.6%	11.4%
% of FP17s for the same patient ID Re-attending within 3 months - Adults	2	36	5.6%	12.9%	15.2%	15.4%
% of FP17s for the same patient ID Re-attending between 3 & 9 months - Children	21	64	32.8%	63.6%	62.3%	59.8%
% of FP17s for the same patient ID Re-attending between 3 & 9 months - Adults	14	36	38.9%	53.6%	53.3%	52.1%
% of FP17s for Band 1 Urgent Courses	0	45	0.0%	8.4%	9.7%	9.2%
% of FP17s Relating to Free Repair or Replacements	0	45	0.0%	0.6%	0.6%	0.7%
% of FP17s Relating to Continuations	0	45	0.0%	0.7%	0.8%	0.8%
% of Patients satisfied with the dentistry they have received	1	1	N/A	94.5%	93.4%	93.4%
% of Patients satisfied with the time they had to wait for an appointment	1	1	N/A	86.6%	86.8%	87.6%

* This is based on patients treated on this contract for their most recent course of treatment. Figures in italics indicate the base number of FP17s or Patient Questionnaire responses are less than 100. N/A is shown where the base number of responses is less than 10 during the period. % is calculated as Quantity/Base number*100

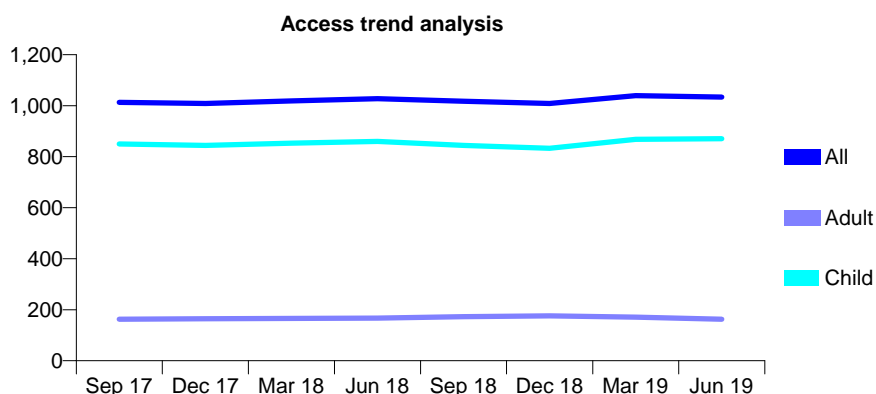
Q64 - Vital Signs At a Glance Contract Report for 839329/0004 - June 2019

Name or company name	MR SJ MCELROY
Contract type name	GDS Contract
Purpose of contract	General
Contract start date	01/04/2006
Contract end date	

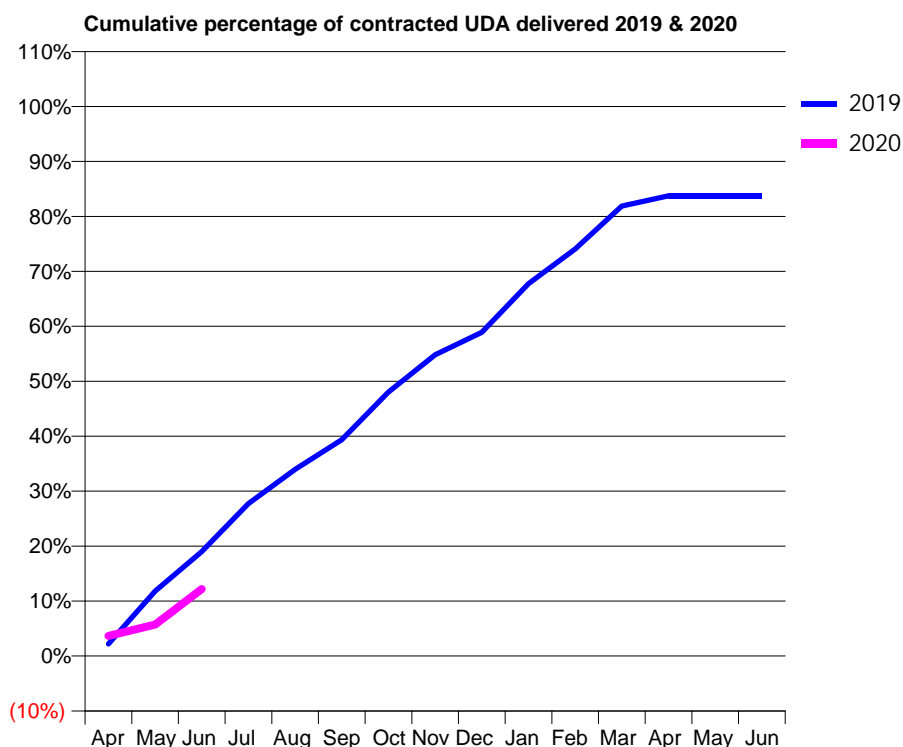
19/20 Contracted general activity (UDA)	2,800
Carry forward general activity (UDA)	0
19/20 Contracted orthodontic activity (UOA)	0
Carry forward orthodontic activity (UOA)	0
Baseline contract value	£72,495.22

ACCESS*

Patients seen in 24 months	Total	Change since previous quarter
Quarter ending June 2018	1,027	
Quarter ending September 2018	1,017	→
Quarter ending December 2018	1,009	→
Quarter ending March 2019	1,039	↑
Quarter ending June 2019	1,034	→
Variance since June 2018	0.7%	→



ACTIVITY



Month	Adjusted Scheduled Activity (UDA)	
	2019	2020
April	61	102
May	331	161
June	532	341
July	777	
August	952	
September	1,103	
October	1,345	
November	1,535	
December	1,650	
January	1,897	
February	2,074	
March	2,292	
April	2,344	
May	2,344	
June	2,344	

QUALITY

	Quantity	Base Number	Contract	AT	Region	England
% of FP17s for the same patient ID Re-attending within 3 months - Children	26	316	8.2%	8.4%	10.6%	11.4%
% of FP17s for the same patient ID Re-attending within 3 months - Adults	2	22	9.1%	12.9%	15.2%	15.4%
% of FP17s for the same patient ID Re-attending between 3 & 9 months - Children	207	316	65.5%	63.6%	62.3%	59.8%
% of FP17s for the same patient ID Re-attending between 3 & 9 months - Adults	14	22	63.6%	53.6%	53.3%	52.1%
% of FP17s for Band 1 Urgent Courses	16	290	5.5%	8.4%	9.7%	9.2%
% of FP17s Relating to Free Repair or Replacements	0	290	0.0%	0.6%	0.6%	0.7%
% of FP17s Relating to Continuations	0	290	0.0%	0.7%	0.8%	0.8%
% of Patients satisfied with the dentistry they have received	0	0	N/A	94.5%	93.4%	93.4%
% of Patients satisfied with the time they had to wait for an appointment	0	0	N/A	86.6%	86.8%	87.6%

* This is based on patients treated on this contract for their most recent course of treatment. Figures in italics indicate the base number of FP17s or Patient Questionnaire responses are less than 100. N/A is shown where the base number of responses is less than 10 during the period. % is calculated as Quantity/Base number*100

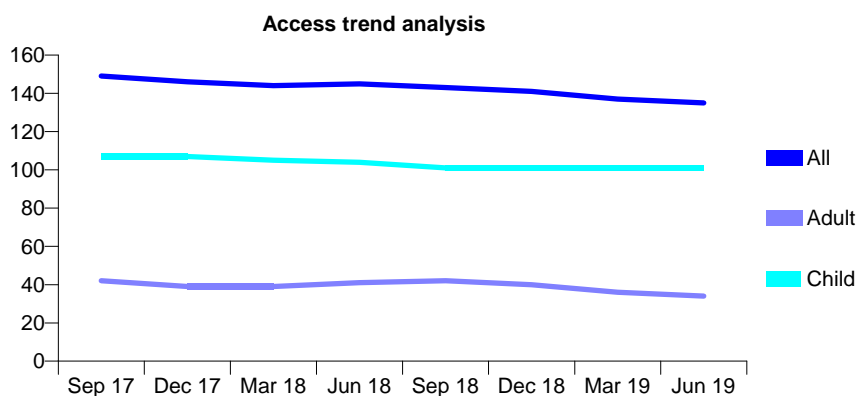
Q64 - Vital Signs At a Glance Contract Report for 841048/0003 - June 2019

Name or company name	MR CG HARDMAN
Contract type name	GDS Contract
Purpose of contract	General
Contract start date	01/04/2009
Contract end date	

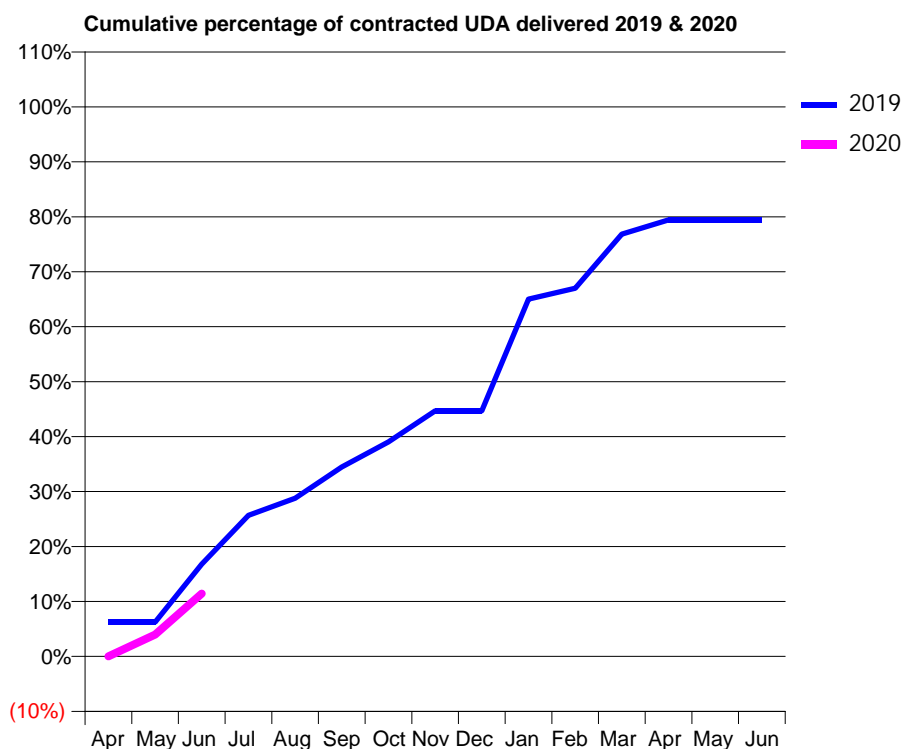
19/20 Contracted general activity (UDA)	355
Carry forward general activity (UDA)	0
19/20 Contracted orthodontic activity (UOA)	0
Carry forward orthodontic activity (UOA)	0
Baseline contract value	£8,632.66

ACCESS*

Patients seen in 24 months	Total	Change since previous quarter
Quarter ending June 2018	145	
Quarter ending September 2018	143	↓
Quarter ending December 2018	141	↓
Quarter ending March 2019	137	↓
Quarter ending June 2019	135	↓
Variance since June 2018	(6.9%)	↓



ACTIVITY



Month	Adjusted Scheduled Activity (UDA)	
	2019	2020
April	22	0
May	22	14
June	60	41
July	91	
August	102	
September	122	
October	139	
November	159	
December	159	
January	231	
February	238	
March	273	
April	282	
May	282	
June	282	

QUALITY

	Quantity	Base Number	Contract	AT	Region	England
% of FP17s for the same patient ID Re-attending within 3 months - Children	1	30	3.3%	8.4%	10.6%	11.4%
% of FP17s for the same patient ID Re-attending within 3 months - Adults	0	3	0.0%	12.9%	15.2%	15.4%
% of FP17s for the same patient ID Re-attending between 3 & 9 months - Children	14	30	46.7%	63.6%	62.3%	59.8%
% of FP17s for the same patient ID Re-attending between 3 & 9 months - Adults	2	3	66.7%	53.6%	53.3%	52.1%
% of FP17s for Band 1 Urgent Courses	3	28	10.7%	8.4%	9.7%	9.2%
% of FP17s Relating to Free Repair or Replacements	0	28	0.0%	0.6%	0.6%	0.7%
% of FP17s Relating to Continuations	0	28	0.0%	0.7%	0.8%	0.8%
% of Patients satisfied with the dentistry they have received	0	0	N/A	94.5%	93.4%	93.4%
% of Patients satisfied with the time they had to wait for an appointment	0	0	N/A	86.6%	86.8%	87.6%

* This is based on patients treated on this contract for their most recent course of treatment. Figures in italics indicate the base number of FP17s or Patient Questionnaire responses are less than 100. N/A is shown where the base number of responses is less than 10 during the period. % is calculated as Quantity/Base number*100

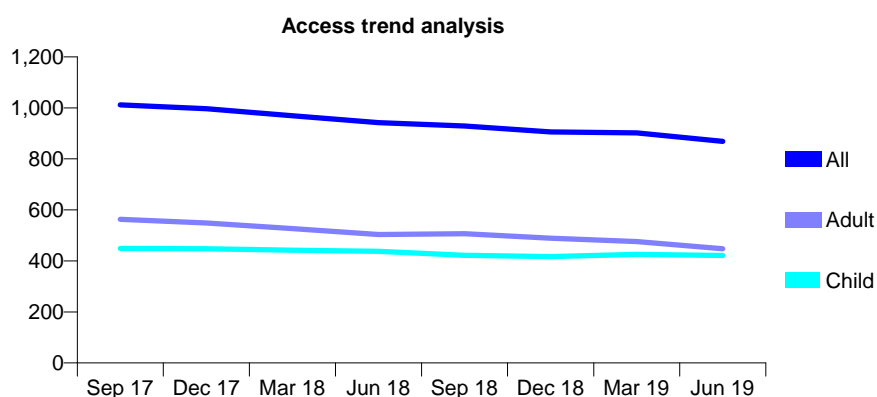
Q64 - Vital Signs At a Glance Contract Report for 842915/0001 - June 2019

Name or company name	MR P DIBA
Contract type name	GDS Contract
Purpose of contract	General
Contract start date	01/04/2006
Contract end date	

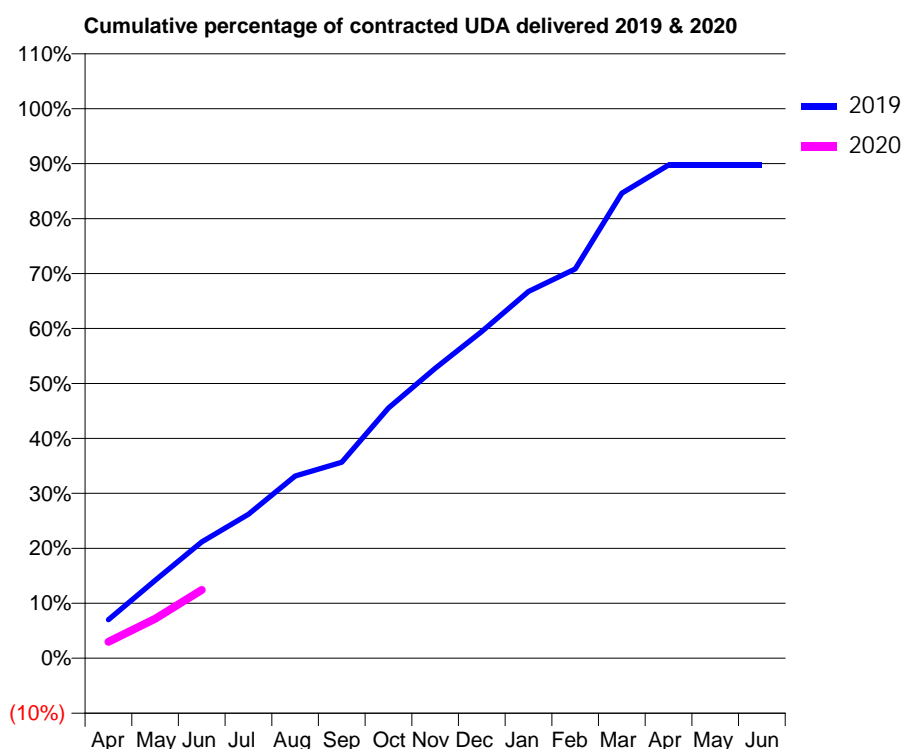
19/20 Contracted general activity (UDA)	3,994
Carry forward general activity (UDA)	0
19/20 Contracted orthodontic activity (UOA)	0
Carry forward orthodontic activity (UOA)	0
Baseline contract value	£101,060.25

ACCESS*

Patients seen in 24 months	Total	Change since previous quarter
Quarter ending June 2018	942	
Quarter ending September 2018	929	↓
Quarter ending December 2018	906	↓
Quarter ending March 2019	902	→
Quarter ending June 2019	869	↓
Variance since June 2018	(7.7%)	↓



ACTIVITY



Month	2019	2020
April	280	120
May	567	287
June	846	497
July	1,046	
August	1,324	
September	1,424	
October	1,819	
November	2,106	
December	2,374	
January	2,665	
February	2,829	
March	3,379	
April	3,585	
May	3,585	
June	3,585	

QUALITY

	Quantity	Base Number	Contract	AT	Region	England
% of FP17s for the same patient ID Re-attending within 3 months - Children	35	181	19.3%	8.4%	10.6%	11.4%
% of FP17s for the same patient ID Re-attending within 3 months - Adults	44	152	28.9%	12.9%	15.2%	15.4%
% of FP17s for the same patient ID Re-attending between 3 & 9 months - Children	129	181	71.3%	63.6%	62.3%	59.8%
% of FP17s for the same patient ID Re-attending between 3 & 9 months - Adults	80	152	52.6%	53.6%	53.3%	52.1%
% of FP17s for Band 1 Urgent Courses	15	269	5.6%	8.4%	9.7%	9.2%
% of FP17s Relating to Free Repair or Replacements	0	269	0.0%	0.6%	0.6%	0.7%
% of FP17s Relating to Continuations	0	269	0.0%	0.7%	0.8%	0.8%
% of Patients satisfied with the dentistry they have received	0	0	N/A	94.5%	93.4%	93.4%
% of Patients satisfied with the time they had to wait for an appointment	0	0	N/A	86.6%	86.8%	87.6%

* This is based on patients treated on this contract for their most recent course of treatment.

Figures in italics indicate the base number of FP17s or Patient Questionnaire responses are less than 100. N/A is shown where the base number of responses is less than 10 during the period. % is calculated as Quantity/Base number*100

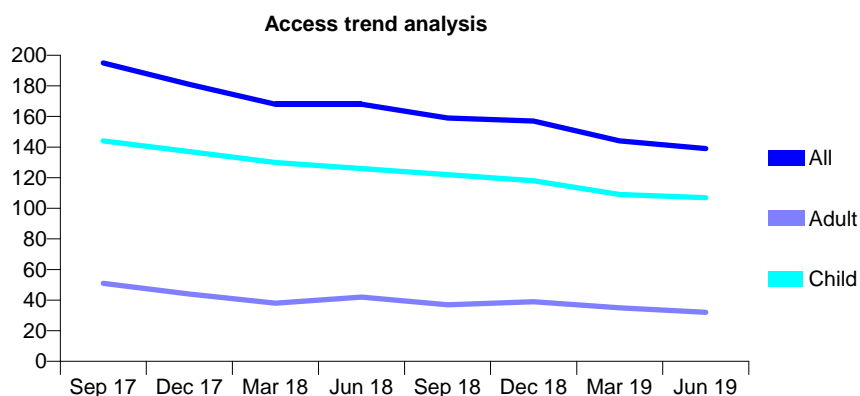
Q64 - Vital Signs At a Glance Contract Report for 855162/0001 - June 2019

Name or company name	MR M ABRISHAMI
Contract type name	GDS Contract
Purpose of contract	General
Contract start date	01/04/2006
Contract end date	

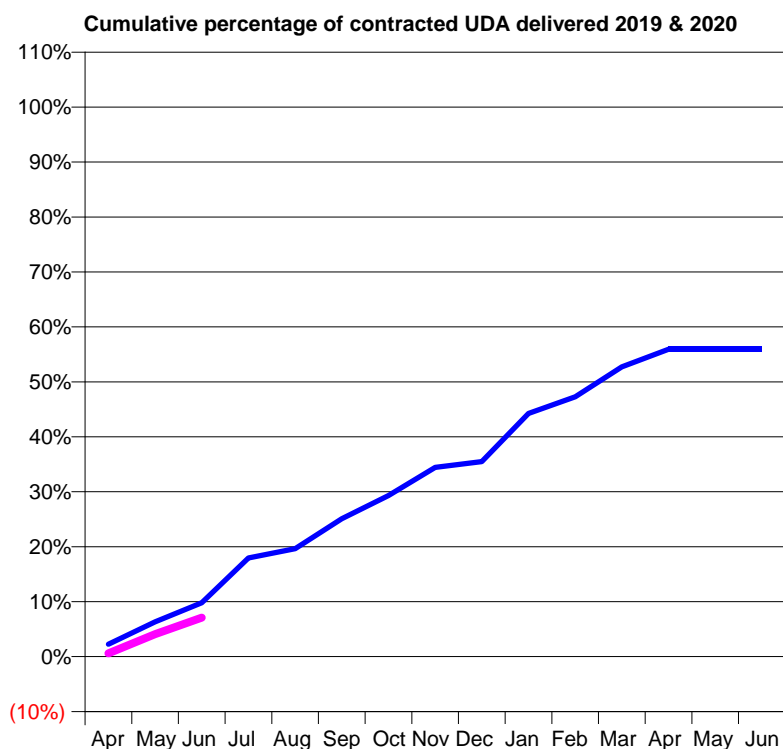
19/20 Contracted general activity (UDA)	662
Carry forward general activity (UDA)	0
19/20 Contracted orthodontic activity (UOA)	0
Carry forward orthodontic activity (UOA)	0
Baseline contract value	£14,509.72

ACCESS*

Patients seen in 24 months	Total	Change since previous quarter
Quarter ending June 2018	168	
Quarter ending September 2018	159	↓
Quarter ending December 2018	157	↓
Quarter ending March 2019	144	↓
Quarter ending June 2019	139	↓
Variance since June 2018	(17.3%)	↓



ACTIVITY



Month	Adjusted Scheduled Activity (UDA)	
	2019	2020
April	15	4
May	42	27
June	65	47
July	119	
August	130	
September	166	
October	194	
November	228	
December	235	
January	293	
February	313	
March	349	
April	370	
May	370	
June	370	

QUALITY

	Quantity	Base Number	Contract	AT	Region	England
% of FP17s for the same patient ID Re-attending within 3 months - Children	2	57	3.5%	8.4%	10.6%	11.4%
% of FP17s for the same patient ID Re-attending within 3 months - Adults	0	3	0.0%	12.9%	15.2%	15.4%
% of FP17s for the same patient ID Re-attending between 3 & 9 months - Children	49	57	86.0%	63.6%	62.3%	59.8%
% of FP17s for the same patient ID Re-attending between 3 & 9 months - Adults	3	3	100.0%	53.6%	53.3%	52.1%
% of FP17s for Band 1 Urgent Courses	0	43	0.0%	8.4%	9.7%	9.2%
% of FP17s Relating to Free Repair or Replacements	0	43	0.0%	0.6%	0.6%	0.7%
% of FP17s Relating to Continuations	0	43	0.0%	0.7%	0.8%	0.8%
% of Patients satisfied with the dentistry they have received	0	0	N/A	94.5%	93.4%	93.4%
% of Patients satisfied with the time they had to wait for an appointment	0	0	N/A	86.6%	86.8%	87.6%

* This is based on patients treated on this contract for their most recent course of treatment. Figures in italics indicate the base number of FP17s or Patient Questionnaire responses are less than 100. N/A is shown where the base number of responses is less than 10 during the period. % is calculated as Quantity/Base number*100

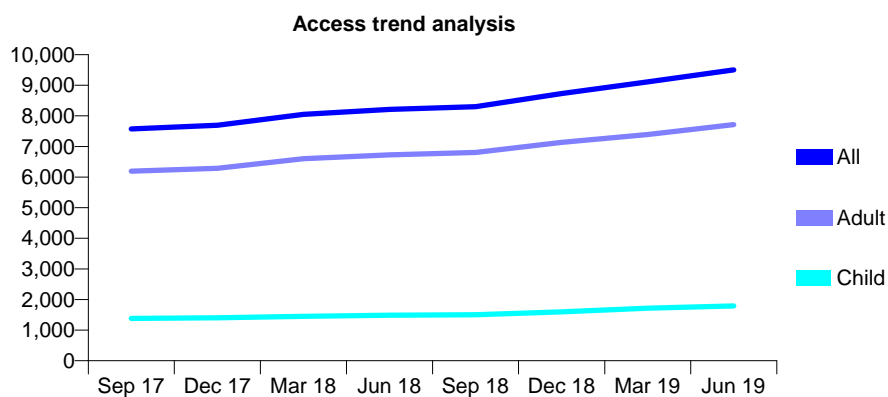
Q64 - Vital Signs At a Glance Contract Report for 894362/0001 - June 2019

Name or company name	MR T SUNNAR
Contract type name	GDS Contract
Purpose of contract	General
Contract start date	28/07/2010
Contract end date	

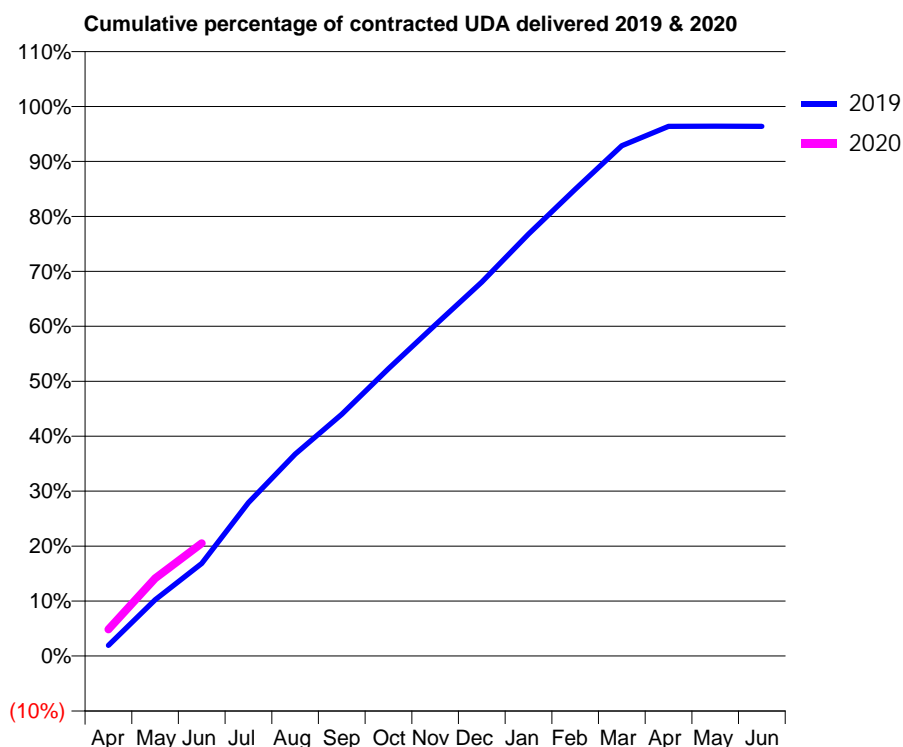
19/20 Contracted general activity (UDA)	23,164
Carry forward general activity (UDA)	0
19/20 Contracted orthodontic activity (UOA)	0
Carry forward orthodontic activity (UOA)	0
Baseline contract value	£500,777.24

ACCESS*

Patients seen in 24 months	Total	Change since previous quarter
Quarter ending June 2018	8,212	
Quarter ending September 2018	8,304	→
Quarter ending December 2018	8,732	↑
Quarter ending March 2019	9,109	↑
Quarter ending June 2019	9,507	↑
Variance since June 2018	15.8%	↑



ACTIVITY



Month	Adjusted Scheduled Activity (UDA)	
	2019	2020
April	461	1,128
May	2,417	3,272
June	3,984	4,750
July	6,599	
August	8,685	
September	10,392	
October	12,356	
November	14,237	
December	16,084	
January	18,141	
February	20,067	
March	21,940	
April	22,773	
May	22,777	
June	22,775	

QUALITY

	Quantity	Base Number	Contract	AT	Region	England
% of FP17s for the same patient ID Re-attending within 3 months - Children	17	591	2.9%	8.4%	10.6%	11.4%
% of FP17s for the same patient ID Re-attending within 3 months - Adults	115	2,641	4.4%	12.9%	15.2%	15.4%
% of FP17s for the same patient ID Re-attending between 3 & 9 months - Children	371	591	62.8%	63.6%	62.3%	59.8%
% of FP17s for the same patient ID Re-attending between 3 & 9 months - Adults	1,632	2,641	61.8%	53.6%	53.3%	52.1%
% of FP17s for Band 1 Urgent Courses	66	2,818	2.3%	8.4%	9.7%	9.2%
% of FP17s Relating to Free Repair or Replacements	17	2,818	0.6%	0.6%	0.6%	0.7%
% of FP17s Relating to Continuations	4	2,818	0.1%	0.7%	0.8%	0.8%
% of Patients satisfied with the dentistry they have received	17	18	94.4%	94.5%	93.4%	93.4%
% of Patients satisfied with the time they had to wait for an appointment	16	18	88.9%	86.6%	86.8%	87.6%

* This is based on patients treated on this contract for their most recent course of treatment. Figures in italics indicate the base number of FP17s or Patient Questionnaire responses are less than 100. N/A is shown where the base number of responses is less than 10 during the period. % is calculated as Quantity/Base number*100

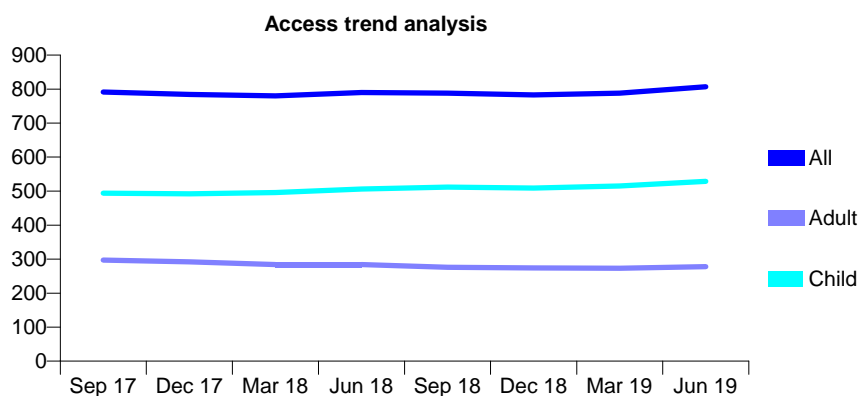
Q64 - Vital Signs At a Glance Contract Report for 909335/0001 - June 2019

Name or company name	MR MD MILNTHORPE
Contract type name	GDS Contract
Purpose of contract	General
Contract start date	01/04/2006
Contract end date	

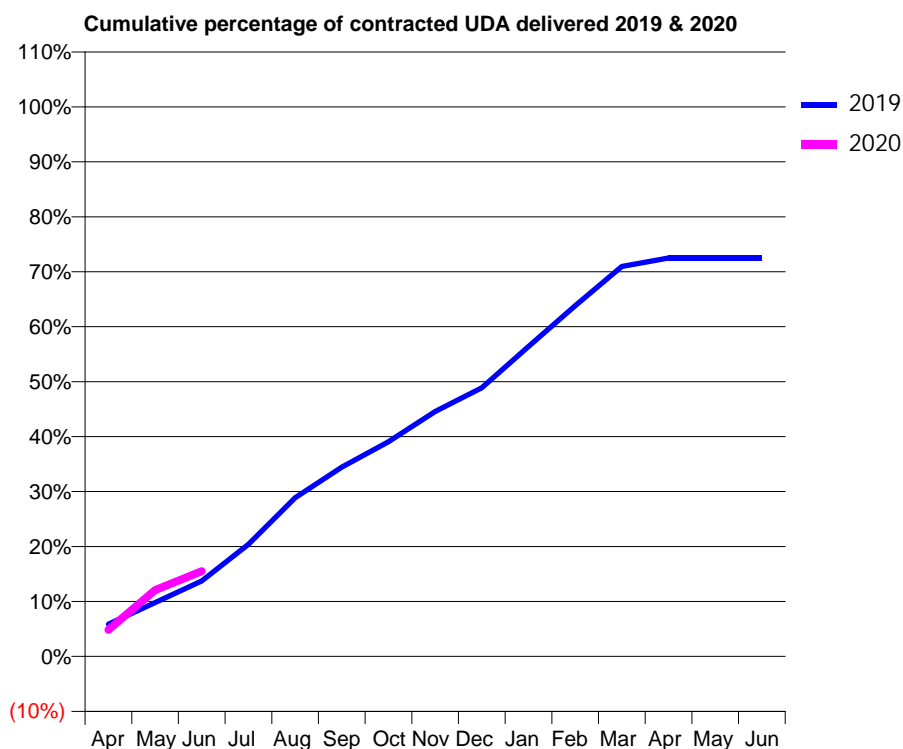
19/20 Contracted general activity (UDA)	2,100
Carry forward general activity (UDA)	0
19/20 Contracted orthodontic activity (UOA)	0
Carry forward orthodontic activity (UOA)	0
Baseline contract value	£46,876.91

ACCESS*

Patients seen in 24 months	Total	Change since previous quarter
Quarter ending June 2018	790	
Quarter ending September 2018	788	→
Quarter ending December 2018	783	→
Quarter ending March 2019	788	→
Quarter ending June 2019	807	↑
Variance since June 2018	2.2%	↑



ACTIVITY



Month	2019	2020
April	123	102
May	206	254
June	288	326
July	428	
August	606	
September	724	
October	820	
November	936	
December	1,026	
January	1,184	
February	1,340	
March	1,490	
April	1,522	
May	1,522	
June	1,522	

QUALITY

	Quantity	Base Number	Contract	AT	Region	England
% of FP17s for the same patient ID Re-attending within 3 months - Children	10	205	4.9%	8.4%	10.6%	11.4%
% of FP17s for the same patient ID Re-attending within 3 months - Adults	5	60	8.3%	12.9%	15.2%	15.4%
% of FP17s for the same patient ID Re-attending between 3 & 9 months - Children	143	205	69.8%	63.6%	62.3%	59.8%
% of FP17s for the same patient ID Re-attending between 3 & 9 months - Adults	26	60	43.3%	53.6%	53.3%	52.1%
% of FP17s for Band 1 Urgent Courses	5	237	2.1%	8.4%	9.7%	9.2%
% of FP17s Relating to Free Repair or Replacements	0	237	0.0%	0.6%	0.6%	0.7%
% of FP17s Relating to Continuations	0	237	0.0%	0.7%	0.8%	0.8%
% of Patients satisfied with the dentistry they have received	0	0	N/A	94.5%	93.4%	93.4%
% of Patients satisfied with the time they had to wait for an appointment	0	0	N/A	86.6%	86.8%	87.6%

* This is based on patients treated on this contract for their most recent course of treatment. Figures in italics indicate the base number of FP17s or Patient Questionnaire responses are less than 100. N/A is shown where the base number of responses is less than 10 during the period. % is calculated as Quantity/Base number*100

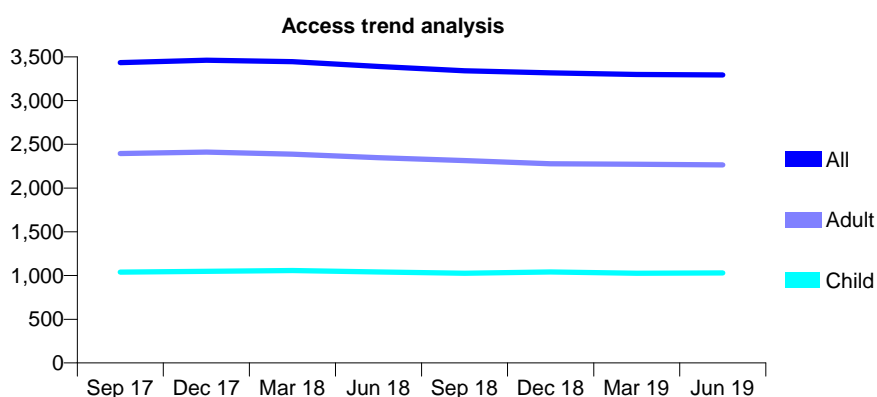
Q64 - Vital Signs At a Glance Contract Report for 911402/0001 - June 2019

Name or company name	MR CP MACPHERSON
Contract type name	GDS Contract
Purpose of contract	General
Contract start date	01/04/2006
Contract end date	

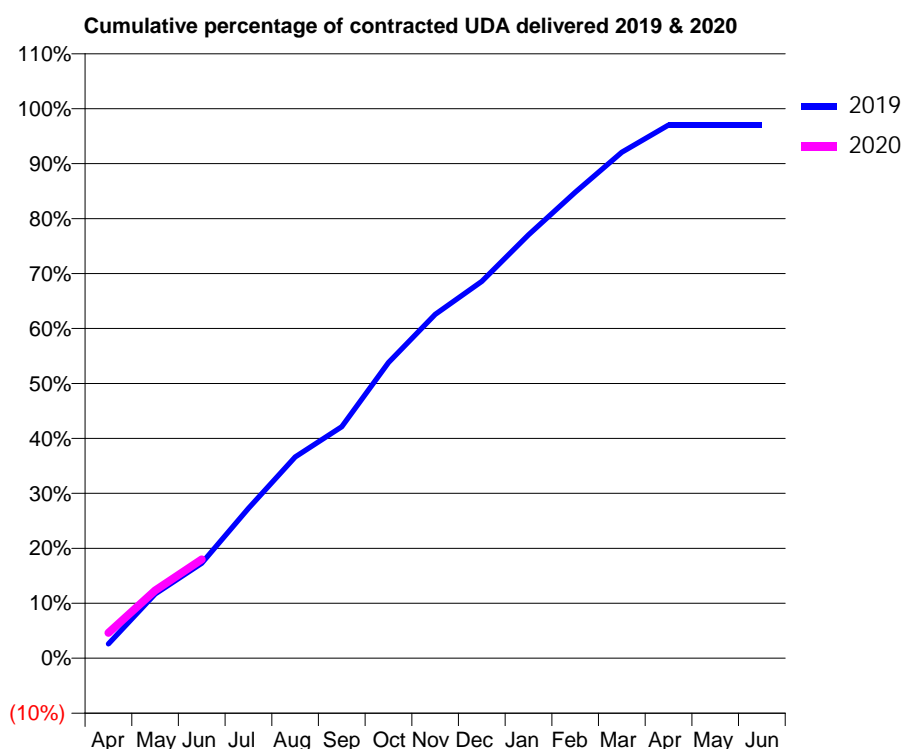
19/20 Contracted general activity (UDA)	10,642
Carry forward general activity (UDA)	0
19/20 Contracted orthodontic activity (UOA)	0
Carry forward orthodontic activity (UOA)	0
Baseline contract value	£298,224.38

ACCESS*

Patients seen in 24 months	Total	Change since previous quarter
Quarter ending June 2018	3,389	
Quarter ending September 2018	3,340	↓
Quarter ending December 2018	3,318	→
Quarter ending March 2019	3,298	→
Quarter ending June 2019	3,294	→
Variance since June 2018	(2.8%)	↓



ACTIVITY



Month	2019	2020
April	288	491
May	1,286	1,314
June	1,903	1,916
July	3,003	
August	4,029	
September	4,637	
October	5,921	
November	6,884	
December	7,543	
January	8,475	
February	9,327	
March	10,129	
April	10,671	
May	10,674	
June	10,674	

QUALITY

	Quantity	Base Number	Contract	AT	Region	England
% of FP17s for the same patient ID Re-attending within 3 months - Children	31	411	7.5%	8.4%	10.6%	11.4%
% of FP17s for the same patient ID Re-attending within 3 months - Adults	130	837	15.5%	12.9%	15.2%	15.4%
% of FP17s for the same patient ID Re-attending between 3 & 9 months - Children	292	411	71.0%	63.6%	62.3%	59.8%
% of FP17s for the same patient ID Re-attending between 3 & 9 months - Adults	571	837	68.2%	53.6%	53.3%	52.1%
% of FP17s for Band 1 Urgent Courses	58	993	5.8%	8.4%	9.7%	9.2%
% of FP17s Relating to Free Repair or Replacements	10	993	1.0%	0.6%	0.6%	0.7%
% of FP17s Relating to Continuations	7	993	0.7%	0.7%	0.8%	0.8%
% of Patients satisfied with the dentistry they have received	2	2	N/A	94.5%	93.4%	93.4%
% of Patients satisfied with the time they had to wait for an appointment	2	2	N/A	86.6%	86.8%	87.6%

* This is based on patients treated on this contract for their most recent course of treatment.

Figures in italics indicate the base number of FP17s or Patient Questionnaire responses are less than 100. N/A is shown where the base number of responses is less than 10 during the period. % is calculated as Quantity/Base number*100

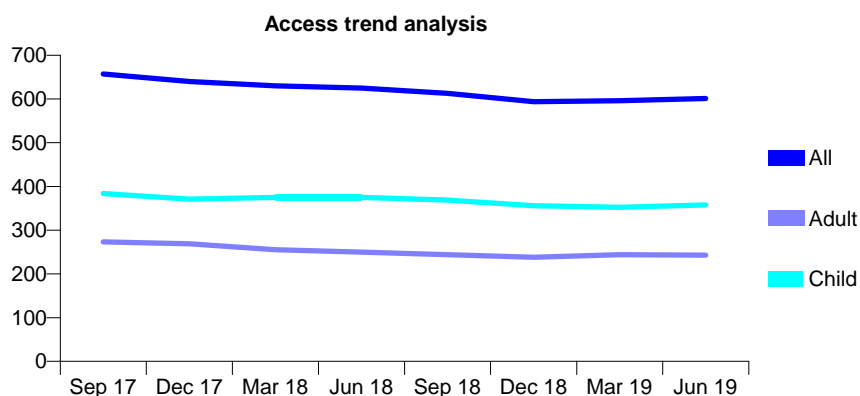
Q64 - Vital Signs At a Glance Contract Report for 912018/0002 - June 2019

Name or company name	MR JC MOORE
Contract type name	GDS Contract
Purpose of contract	General
Contract start date	01/04/2006
Contract end date	

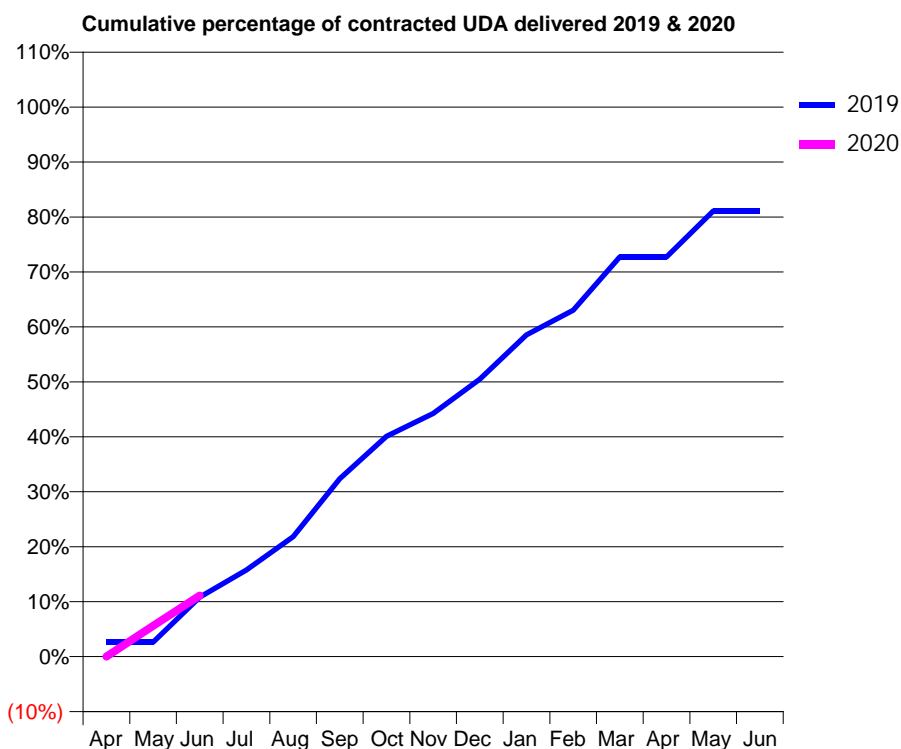
19/20 Contracted general activity (UDA)	1,882
Carry forward general activity (UDA)	0
19/20 Contracted orthodontic activity (UOA)	0
Carry forward orthodontic activity (UOA)	0
Baseline contract value	£40,971.99

ACCESS*

Patients seen in 24 months	Total	Change since previous quarter
Quarter ending June 2018	625	
Quarter ending September 2018	613	↓
Quarter ending December 2018	594	↓
Quarter ending March 2019	596	→
Quarter ending June 2019	601	→
Variance since June 2018	(3.8%)	↓



ACTIVITY



Month	Adjusted Scheduled Activity (UDA)	
	2019	2020
April	49	0
May	49	106
June	204	209
July	297	
August	411	
September	609	
October	755	
November	833	
December	950	
January	1,102	
February	1,186	
March	1,369	
April	1,369	
May	1,526	
June	1,526	

QUALITY

	Quantity	Base Number	Contract	AT	Region	England
% of FP17s for the same patient ID Re-attending within 3 months - Children	17	145	11.7%	8.4%	10.6%	11.4%
% of FP17s for the same patient ID Re-attending within 3 months - Adults	22	86	25.6%	12.9%	15.2%	15.4%
% of FP17s for the same patient ID Re-attending between 3 & 9 months - Children	82	145	56.6%	63.6%	62.3%	59.8%
% of FP17s for the same patient ID Re-attending between 3 & 9 months - Adults	44	86	51.2%	53.6%	53.3%	52.1%
% of FP17s for Band 1 Urgent Courses	10	142	7.0%	8.4%	9.7%	9.2%
% of FP17s Relating to Free Repair or Replacements	0	142	0.0%	0.6%	0.6%	0.7%
% of FP17s Relating to Continuations	0	142	0.0%	0.7%	0.8%	0.8%
% of Patients satisfied with the dentistry they have received	1	1	N/A	94.5%	93.4%	93.4%
% of Patients satisfied with the time they had to wait for an appointment	0	1	N/A	86.6%	86.8%	87.6%

* This is based on patients treated on this contract for their most recent course of treatment. Figures in italics indicate the base number of FP17s or Patient Questionnaire responses are less than 100. N/A is shown where the base number of responses is less than 10 during the period. % is calculated as Quantity/Base number*100

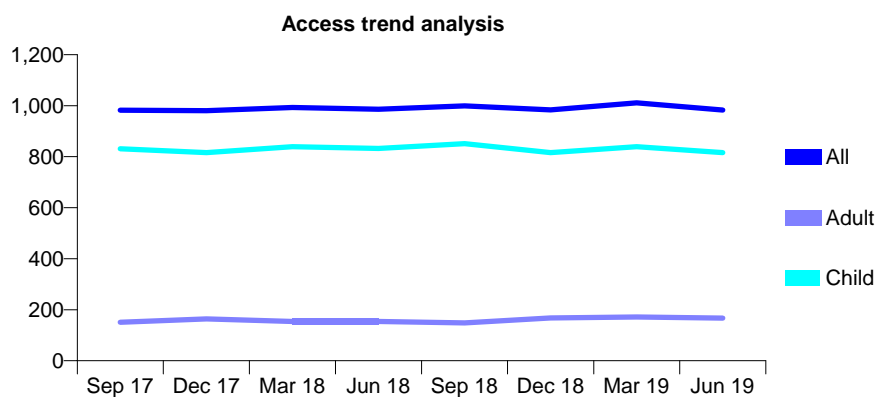
Q64 - Vital Signs At a Glance Contract Report for 914312/0001 - June 2019

Name or company name	MR IP SPEECHLEY
Contract type name	GDS Contract
Purpose of contract	General
Contract start date	01/04/2006
Contract end date	

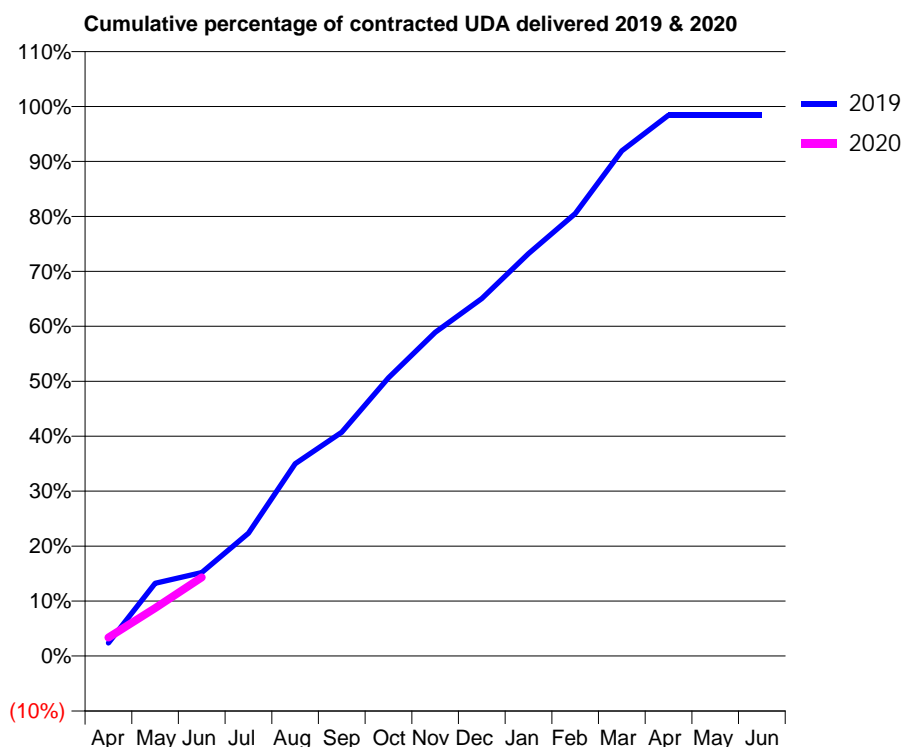
19/20 Contracted general activity (UDA)	2,200
Carry forward general activity (UDA)	0
19/20 Contracted orthodontic activity (UOA)	0
Carry forward orthodontic activity (UOA)	0
Baseline contract value	£50,915.23

ACCESS*

Patients seen in 24 months	Total	Change since previous quarter
Quarter ending June 2018	986	
Quarter ending September 2018	999	→
Quarter ending December 2018	984	↓
Quarter ending March 2019	1,011	↑
Quarter ending June 2019	983	↓
Variance since June 2018	(0.3%)	→



ACTIVITY



Month	Adjusted Scheduled Activity (UDA)	
	2019	2020
April	52	74
May	291	192
June	334	315
July	492	
August	770	
September	896	
October	1,114	
November	1,296	
December	1,431	
January	1,611	
February	1,771	
March	2,022	
April	2,165	
May	2,165	
June	2,165	

QUALITY

	Quantity	Base Number	Contract	AT	Region	England
% of FP17s for the same patient ID Re-attending within 3 months - Children	10	282	3.5%	8.4%	10.6%	11.4%
% of FP17s for the same patient ID Re-attending within 3 months - Adults	0	21	0.0%	12.9%	15.2%	15.4%
% of FP17s for the same patient ID Re-attending between 3 & 9 months - Children	200	282	70.9%	63.6%	62.3%	59.8%
% of FP17s for the same patient ID Re-attending between 3 & 9 months - Adults	15	21	71.4%	53.6%	53.3%	52.1%
% of FP17s for Band 1 Urgent Courses	0	234	0.0%	8.4%	9.7%	9.2%
% of FP17s Relating to Free Repair or Replacements	0	234	0.0%	0.6%	0.6%	0.7%
% of FP17s Relating to Continuations	0	234	0.0%	0.7%	0.8%	0.8%
% of Patients satisfied with the dentistry they have received	0	0	N/A	94.5%	93.4%	93.4%
% of Patients satisfied with the time they had to wait for an appointment	0	0	N/A	86.6%	86.8%	87.6%

* This is based on patients treated on this contract for their most recent course of treatment. Figures in italics indicate the base number of FP17s or Patient Questionnaire responses are less than 100. N/A is shown where the base number of responses is less than 10 during the period. % is calculated as Quantity/Base number*100

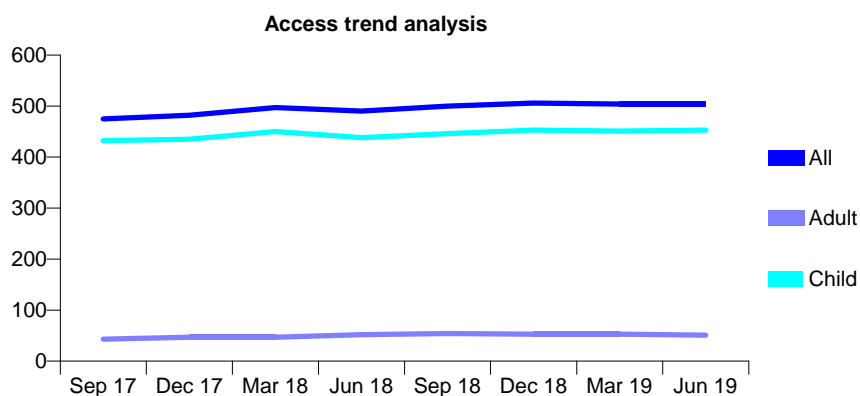
Q64 - Vital Signs At a Glance Contract Report for 914843/0001 - June 2019

Name or company name	MR RM BAKER
Contract type name	GDS Contract
Purpose of contract	General
Contract start date	01/04/2006
Contract end date	

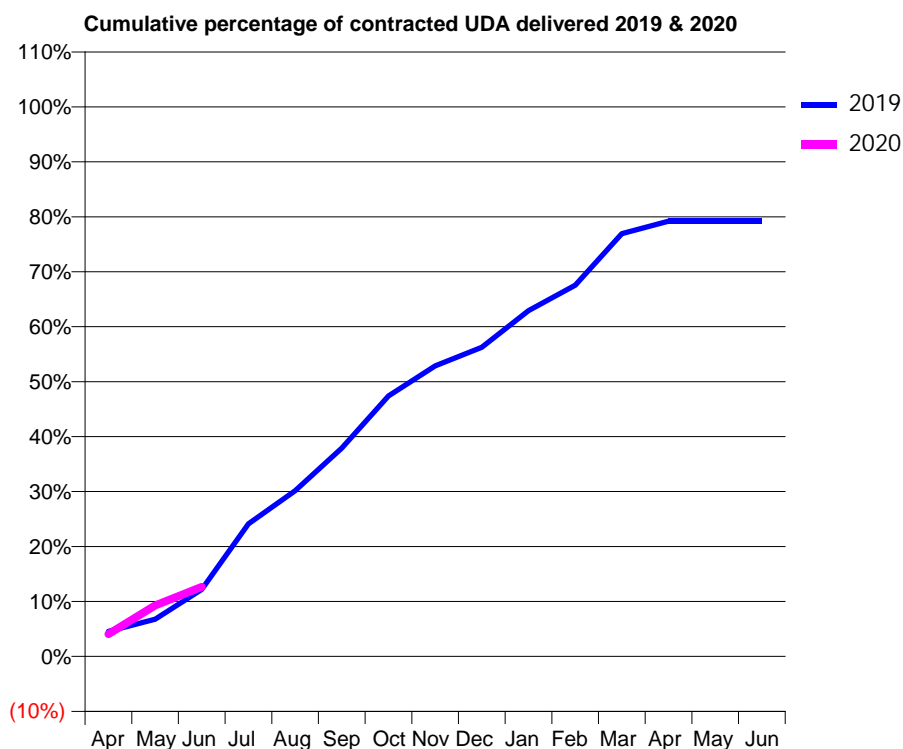
19/20 Contracted general activity (UDA)	1,036
Carry forward general activity (UDA)	0
19/20 Contracted orthodontic activity (UOA)	0
Carry forward orthodontic activity (UOA)	0
Baseline contract value	£28,211.44

ACCESS*

Patients seen in 24 months	Total	Change since previous quarter
Quarter ending June 2018	490	
Quarter ending September 2018	500	↑
Quarter ending December 2018	506	→
Quarter ending March 2019	504	→
Quarter ending June 2019	504	→
Variance since June 2018	2.9%	↑



ACTIVITY



Adjusted Scheduled Activity (UDA)		
Month	2019	2020
April	47	42
May	70	96
June	126	131
July	250	
August	312	
September	393	
October	491	
November	548	
December	583	
January	652	
February	700	
March	797	
April	820	
May	820	
June	820	

QUALITY

	Quantity	Base Number	Contract	AT	Region	England
% of FP17s for the same patient ID Re-attending within 3 months - Children	5	126	4.0%	8.4%	10.6%	11.4%
% of FP17s for the same patient ID Re-attending within 3 months - Adults	0	0	N/A	12.9%	15.2%	15.4%
% of FP17s for the same patient ID Re-attending between 3 & 9 months - Children	75	126	59.5%	63.6%	62.3%	59.8%
% of FP17s for the same patient ID Re-attending between 3 & 9 months - Adults	0	0	N/A	53.6%	53.3%	52.1%
% of FP17s for Band 1 Urgent Courses	1	107	0.9%	8.4%	9.7%	9.2%
% of FP17s Relating to Free Repair or Replacements	0	107	0.0%	0.6%	0.6%	0.7%
% of FP17s Relating to Continuations	1	107	0.9%	0.7%	0.8%	0.8%
% of Patients satisfied with the dentistry they have received	0	0	N/A	94.5%	93.4%	93.4%
% of Patients satisfied with the time they had to wait for an appointment	0	0	N/A	86.6%	86.8%	87.6%

* This is based on patients treated on this contract for their most recent course of treatment. Figures in italics indicate the base number of FP17s or Patient Questionnaire responses are less than 100. N/A is shown where the base number of responses is less than 10 during the period. % is calculated as Quantity/Base number*100

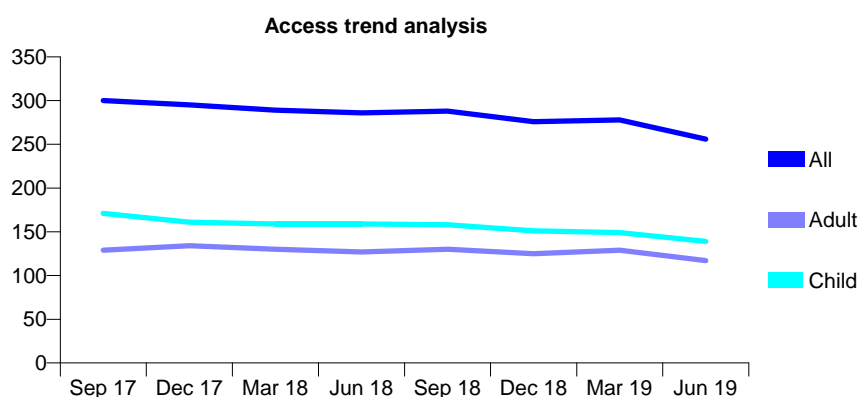
Q64 - Vital Signs At a Glance Contract Report for 915203/0001 - June 2019

Name or company name	Mr CS Lambert-Rose
Contract type name	GDS Contract
Purpose of contract	General
Contract start date	01/04/2006
Contract end date	

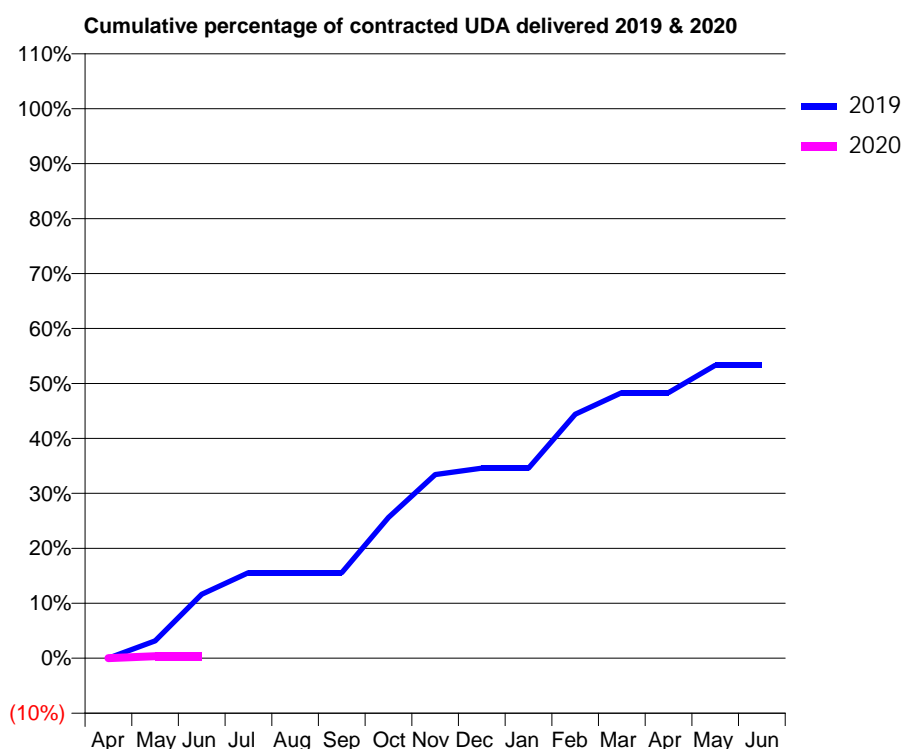
19/20 Contracted general activity (UDA)	790
Carry forward general activity (UDA)	0
19/20 Contracted orthodontic activity (UOA)	0
Carry forward orthodontic activity (UOA)	0
Baseline contract value	£17,281.84

ACCESS*

Patients seen in 24 months	Total	Change since previous quarter
Quarter ending June 2018	286	
Quarter ending September 2018	288	→
Quarter ending December 2018	276	↓
Quarter ending March 2019	278	→
Quarter ending June 2019	256	↓
Variance since June 2018	(10.5%)	↓



ACTIVITY



Month	2019	2020
April	0	0
May	25	3
June	92	3
July	123	
August	123	
September	123	
October	202	
November	264	
December	273	
January	273	
February	351	
March	382	
April	382	
May	421	
June	421	

QUALITY

	Quantity	Base Number	Contract	AT	Region	England
% of FP17s for the same patient ID Re-attending within 3 months - Children	0	22	0.0%	8.4%	10.6%	11.4%
% of FP17s for the same patient ID Re-attending within 3 months - Adults	0	8	0.0%	12.9%	15.2%	15.4%
% of FP17s for the same patient ID Re-attending between 3 & 9 months - Children	9	22	40.9%	63.6%	62.3%	59.8%
% of FP17s for the same patient ID Re-attending between 3 & 9 months - Adults	5	8	62.5%	53.6%	53.3%	52.1%
% of FP17s for Band 1 Urgent Courses	0	1	0.0%	8.4%	9.7%	9.2%
% of FP17s Relating to Free Repair or Replacements	0	1	0.0%	0.6%	0.6%	0.7%
% of FP17s Relating to Continuations	0	1	0.0%	0.7%	0.8%	0.8%
% of Patients satisfied with the dentistry they have received	2	2	N/A	94.5%	93.4%	93.4%
% of Patients satisfied with the time they had to wait for an appointment	2	2	N/A	86.6%	86.8%	87.6%

* This is based on patients treated on this contract for their most recent course of treatment.

Figures in italics indicate the base number of FP17s or Patient Questionnaire responses are less than 100. N/A is shown where the base number of responses is less than 10 during the period. % is calculated as Quantity/Base number*100

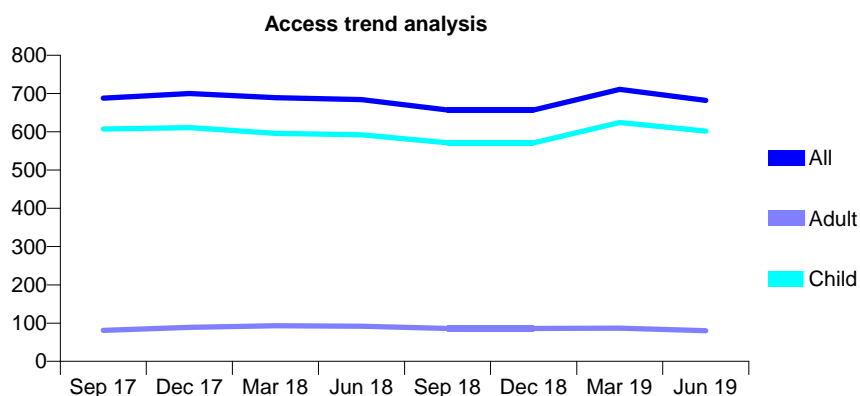
Q64 - Vital Signs At a Glance Contract Report for 917532/0001 - June 2019

Name or company name	MR RD SWINSON
Contract type name	GDS Contract
Purpose of contract	General
Contract start date	01/04/2006
Contract end date	

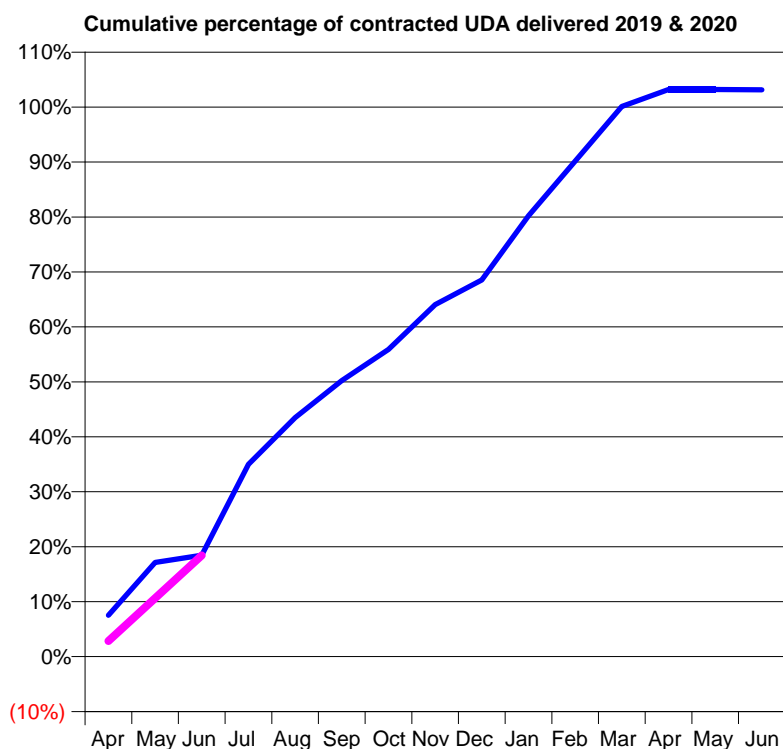
19/20 Contracted general activity (UDA)	1,450
Carry forward general activity (UDA)	0
19/20 Contracted orthodontic activity (UOA)	0
Carry forward orthodontic activity (UOA)	0
Baseline contract value	£34,519.02

ACCESS*

Patients seen in 24 months	Total	Change since previous quarter
Quarter ending June 2018	684	
Quarter ending September 2018	657	↓
Quarter ending December 2018	657	→
Quarter ending March 2019	711	↑
Quarter ending June 2019	682	↓
Variance since June 2018	(0.3%)	→



ACTIVITY



Month	Adjusted Scheduled Activity (UDA)	
	2019	2020
April	109	41
May	249	154
June	268	267
July	508	
August	631	
September	728	
October	810	
November	929	
December	994	
January	1,163	
February	1,307	
March	1,452	
April	1,496	
May	1,496	
June	1,495	

QUALITY

	Quantity	Base Number	Contract	AT	Region	England
% of FP17s for the same patient ID Re-attending within 3 months - Children	16	204	7.8%	8.4%	10.6%	11.4%
% of FP17s for the same patient ID Re-attending within 3 months - Adults	0	5	0.0%	12.9%	15.2%	15.4%
% of FP17s for the same patient ID Re-attending between 3 & 9 months - Children	146	204	71.6%	63.6%	62.3%	59.8%
% of FP17s for the same patient ID Re-attending between 3 & 9 months - Adults	4	5	80.0%	53.6%	53.3%	52.1%
% of FP17s for Band 1 Urgent Courses	2	176	1.1%	8.4%	9.7%	9.2%
% of FP17s Relating to Free Repair or Replacements	0	176	0.0%	0.6%	0.6%	0.7%
% of FP17s Relating to Continuations	0	176	0.0%	0.7%	0.8%	0.8%
% of Patients satisfied with the dentistry they have received	1	1	N/A	94.5%	93.4%	93.4%
% of Patients satisfied with the time they had to wait for an appointment	0	1	N/A	86.6%	86.8%	87.6%

* This is based on patients treated on this contract for their most recent course of treatment. Figures in italics indicate the base number of FP17s or Patient Questionnaire responses are less than 100. N/A is shown where the base number of responses is less than 10 during the period. % is calculated as Quantity/Base number*100

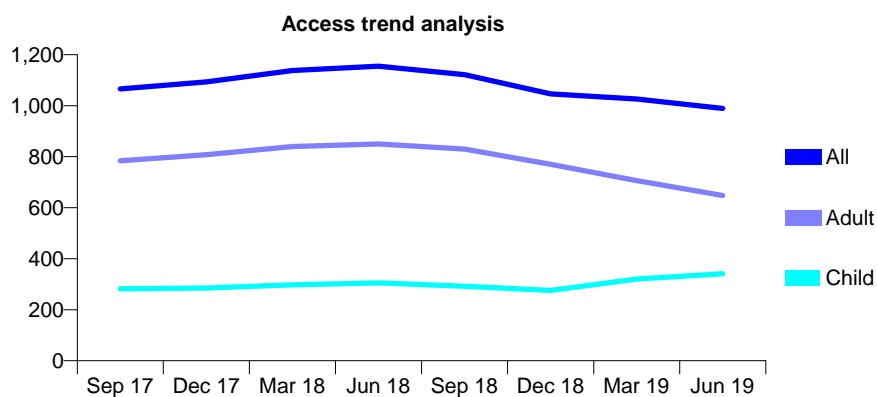
Q64 - Vital Signs At a Glance Contract Report for 917591/0001 - June 2019

Name or company name	Wichelstowe Dental care
Contract type name	GDS Contract
Purpose of contract	General
Contract start date	01/04/2006
Contract end date	

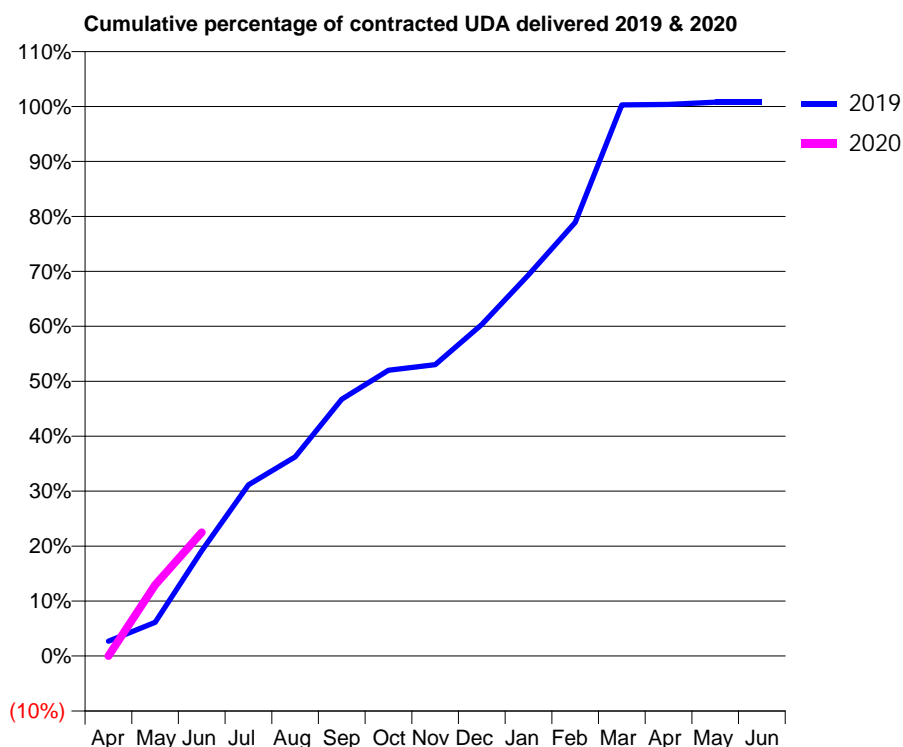
19/20 Contracted general activity (UDA)	1,190
Carry forward general activity (UDA)	0
19/20 Contracted orthodontic activity (UOA)	0
Carry forward orthodontic activity (UOA)	0
Baseline contract value	£29,104.01

ACCESS*

Patients seen in 24 months	Total	Change since previous quarter
Quarter ending June 2018	1,155	
Quarter ending September 2018	1,122	↓
Quarter ending December 2018	1,046	↓
Quarter ending March 2019	1,026	↓
Quarter ending June 2019	989	↓
Variance since June 2018	(14.4%)	↓



ACTIVITY



Month	Adjusted Scheduled Activity (UDA)	
	2019	2020
April	35	0
May	79	154
June	247	268
July	402	
August	468	
September	603	
October	671	
November	684	
December	778	
January	894	
February	1,018	
March	1,294	
April	1,295	
May	1,300	
June	1,300	

QUALITY

	Quantity	Base Number	Contract	AT	Region	England
% of FP17s for the same patient ID Re-attending within 3 months - Children	3	66	4.5%	8.4%	10.6%	11.4%
% of FP17s for the same patient ID Re-attending within 3 months - Adults	7	97	7.2%	12.9%	15.2%	15.4%
% of FP17s for the same patient ID Re-attending between 3 & 9 months - Children	19	66	28.8%	63.6%	62.3%	59.8%
% of FP17s for the same patient ID Re-attending between 3 & 9 months - Adults	42	97	43.3%	53.6%	53.3%	52.1%
% of FP17s for Band 1 Urgent Courses	9	157	5.7%	8.4%	9.7%	9.2%
% of FP17s Relating to Free Repair or Replacements	0	157	0.0%	0.6%	0.6%	0.7%
% of FP17s Relating to Continuations	0	157	0.0%	0.7%	0.8%	0.8%
% of Patients satisfied with the dentistry they have received	0	0	N/A	94.5%	93.4%	93.4%
% of Patients satisfied with the time they had to wait for an appointment	0	0	N/A	86.6%	86.8%	87.6%

* This is based on patients treated on this contract for their most recent course of treatment. Figures in italics indicate the base number of FP17s or Patient Questionnaire responses are less than 100. N/A is shown where the base number of responses is less than 10 during the period. % is calculated as Quantity/Base number*100

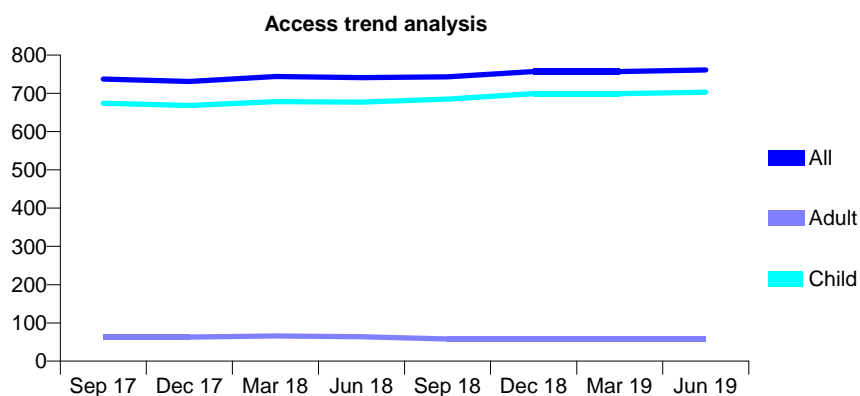
Q64 - Vital Signs At a Glance Contract Report for 917869/0001 - June 2019

Name or company name	MR PM MCVEIGH
Contract type name	GDS Contract
Purpose of contract	General
Contract start date	01/04/2006
Contract end date	

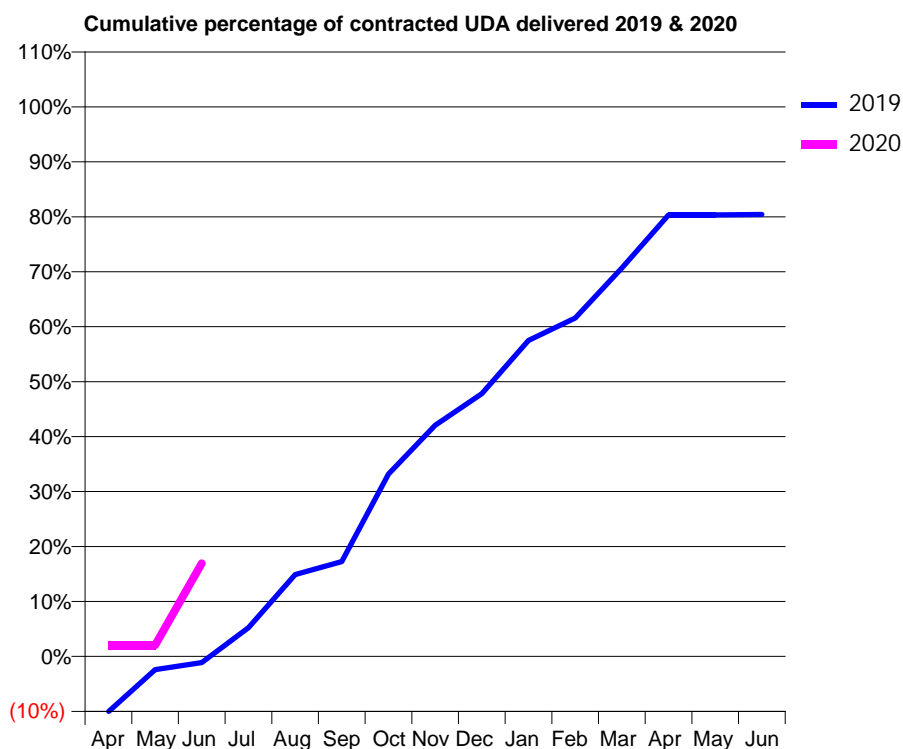
19/20 Contracted general activity (UDA)	2,100
Carry forward general activity (UDA)	0
19/20 Contracted orthodontic activity (UOA)	0
Carry forward orthodontic activity (UOA)	0
Baseline contract value	£44,828.73

ACCESS*

Patients seen in 24 months	Total	Change since previous quarter
Quarter ending June 2018	741	
Quarter ending September 2018	743	→
Quarter ending December 2018	757	→
Quarter ending March 2019	757	→
Quarter ending June 2019	761	→
Variance since June 2018	2.7%	↑



ACTIVITY



Month	2019	2020
April	-211	43
May	-51	43
June	-24	356
July	110	
August	313	
September	363	
October	697	
November	883	
December	1,004	
January	1,208	
February	1,293	
March	1,484	
April	1,687	
May	1,687	
June	1,689	

QUALITY

	Quantity	Base Number	Contract	AT	Region	England
% of FP17s for the same patient ID Re-attending within 3 months - Children	19	322	5.9%	8.4%	10.6%	11.4%
% of FP17s for the same patient ID Re-attending within 3 months - Adults	0	0	N/A	12.9%	15.2%	15.4%
% of FP17s for the same patient ID Re-attending between 3 & 9 months - Children	246	322	76.4%	63.6%	62.3%	59.8%
% of FP17s for the same patient ID Re-attending between 3 & 9 months - Adults	0	0	N/A	53.6%	53.3%	52.1%
% of FP17s for Band 1 Urgent Courses	6	219	2.7%	8.4%	9.7%	9.2%
% of FP17s Relating to Free Repair or Replacements	0	219	0.0%	0.6%	0.6%	0.7%
% of FP17s Relating to Continuations	0	219	0.0%	0.7%	0.8%	0.8%
% of Patients satisfied with the dentistry they have received	0	0	N/A	94.5%	93.4%	93.4%
% of Patients satisfied with the time they had to wait for an appointment	0	0	N/A	86.6%	86.8%	87.6%

* This is based on patients treated on this contract for their most recent course of treatment. Figures in italics indicate the base number of FP17s or Patient Questionnaire responses are less than 100. N/A is shown where the base number of responses is less than 10 during the period. % is calculated as Quantity/Base number*100

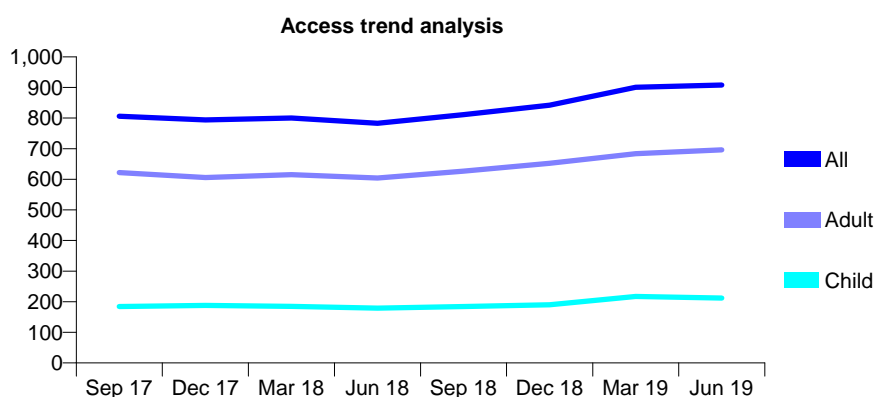
Q64 - Vital Signs At a Glance Contract Report for 918636/0001 - June 2019

Name or company name	Wichelstowe Dental care
Contract type name	GDS Contract
Purpose of contract	General
Contract start date	01/04/2006
Contract end date	

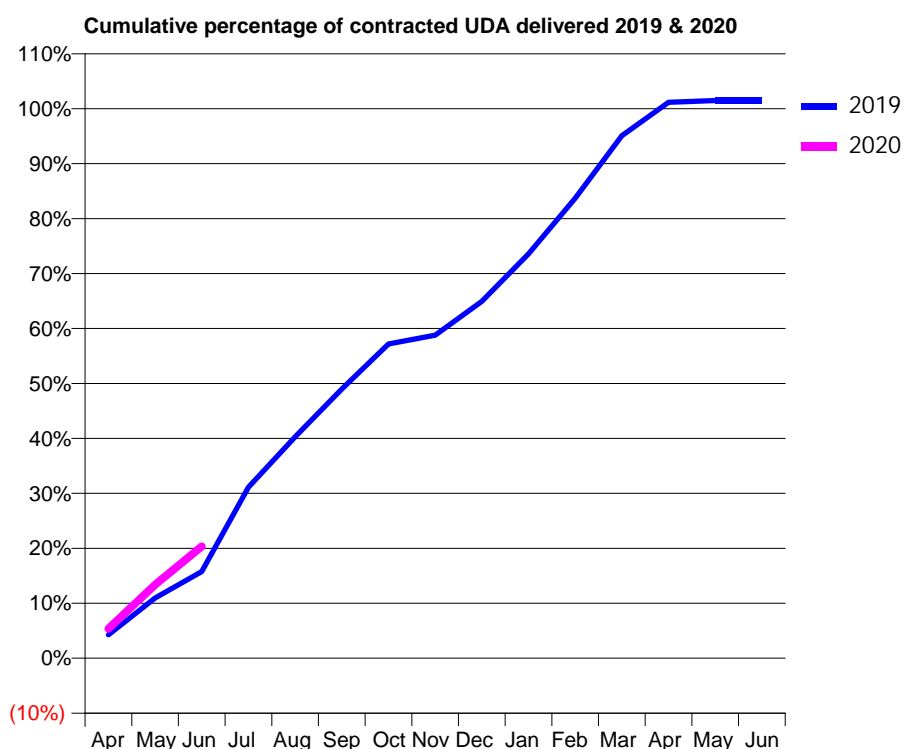
19/20 Contracted general activity (UDA)	2,646
Carry forward general activity (UDA)	0
19/20 Contracted orthodontic activity (UOA)	0
Carry forward orthodontic activity (UOA)	0
Baseline contract value	£63,572.48

ACCESS*

Patients seen in 24 months	Total	Change since previous quarter
Quarter ending June 2018	783	
Quarter ending September 2018	811	↑
Quarter ending December 2018	842	↑
Quarter ending March 2019	901	↑
Quarter ending June 2019	908	→
Variance since June 2018	16.0%	↑



ACTIVITY



Month	2019	2020
April	113	142
May	290	354
June	417	538
July	824	
August	1,066	
September	1,296	
October	1,513	
November	1,555	
December	1,718	
January	1,947	
February	2,215	
March	2,515	
April	2,677	
May	2,685	
June	2,685	

QUALITY

	Quantity	Base Number	Contract	AT	Region	England
% of FP17s for the same patient ID Re-attending within 3 months - Children	2	52	3.8%	8.4%	10.6%	11.4%
% of FP17s for the same patient ID Re-attending within 3 months - Adults	51	240	21.3%	12.9%	15.2%	15.4%
% of FP17s for the same patient ID Re-attending between 3 & 9 months - Children	17	52	32.7%	63.6%	62.3%	59.8%
% of FP17s for the same patient ID Re-attending between 3 & 9 months - Adults	76	240	31.7%	53.6%	53.3%	52.1%
% of FP17s for Band 1 Urgent Courses	26	215	12.1%	8.4%	9.7%	9.2%
% of FP17s Relating to Free Repair or Replacements	2	215	0.9%	0.6%	0.6%	0.7%
% of FP17s Relating to Continuations	5	215	2.3%	0.7%	0.8%	0.8%
% of Patients satisfied with the dentistry they have received	0	0	N/A	94.5%	93.4%	93.4%
% of Patients satisfied with the time they had to wait for an appointment	0	0	N/A	86.6%	86.8%	87.6%

* This is based on patients treated on this contract for their most recent course of treatment.

Figures in italics indicate the base number of FP17s or Patient Questionnaire responses are less than 100. N/A is shown where the base number of responses is less than 10 during the period. % is calculated as Quantity/Base number*100

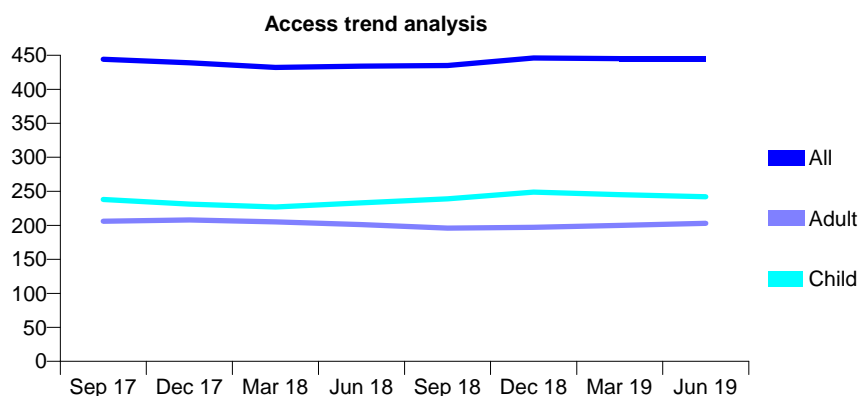
Q64 - Vital Signs At a Glance Contract Report for 919748/0001 - June 2019

Name or company name	MR RJ SMILLIE
Contract type name	GDS Contract
Purpose of contract	General
Contract start date	01/04/2006
Contract end date	

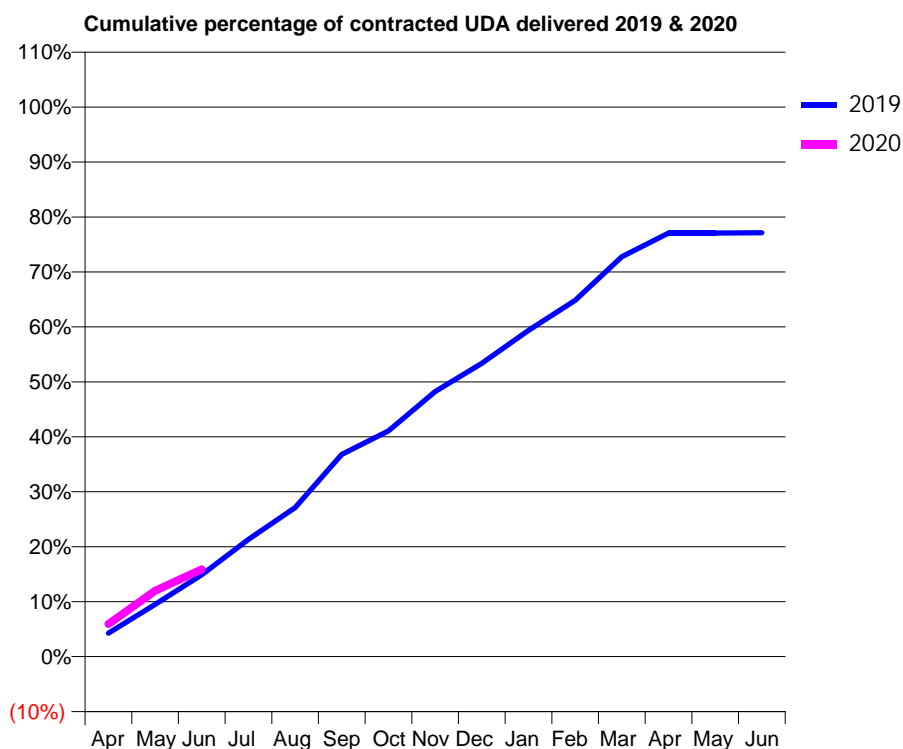
19/20 Contracted general activity (UDA)	2,240
Carry forward general activity (UDA)	0
19/20 Contracted orthodontic activity (UOA)	0
Carry forward orthodontic activity (UOA)	0
Baseline contract value	£54,096.10

ACCESS*

Patients seen in 24 months	Total	Change since previous quarter
Quarter ending June 2018	434	
Quarter ending September 2018	435	→
Quarter ending December 2018	446	↑
Quarter ending March 2019	445	→
Quarter ending June 2019	445	→
Variance since June 2018	2.5%	↑



ACTIVITY



Month	Adjusted Scheduled Activity (UDA)	
	2019	2020
April	95	133
May	213	269
June	334	356
July	478	
August	607	
September	824	
October	920	
November	1,080	
December	1,195	
January	1,330	
February	1,453	
March	1,630	
April	1,727	
May	1,727	
June	1,728	

QUALITY

	Quantity	Base Number	Contract	AT	Region	England
% of FP17s for the same patient ID Re-attending within 3 months - Children	12	106	11.3%	8.4%	10.6%	11.4%
% of FP17s for the same patient ID Re-attending within 3 months - Adults	10	68	14.7%	12.9%	15.2%	15.4%
% of FP17s for the same patient ID Re-attending between 3 & 9 months - Children	65	106	61.3%	63.6%	62.3%	59.8%
% of FP17s for the same patient ID Re-attending between 3 & 9 months - Adults	43	68	63.2%	53.6%	53.3%	52.1%
% of FP17s for Band 1 Urgent Courses	0	140	0.0%	8.4%	9.7%	9.2%
% of FP17s Relating to Free Repair or Replacements	0	140	0.0%	0.6%	0.6%	0.7%
% of FP17s Relating to Continuations	0	140	0.0%	0.7%	0.8%	0.8%
% of Patients satisfied with the dentistry they have received	0	0	N/A	94.5%	93.4%	93.4%
% of Patients satisfied with the time they had to wait for an appointment	0	0	N/A	86.6%	86.8%	87.6%

* This is based on patients treated on this contract for their most recent course of treatment. Figures in italics indicate the base number of FP17s or Patient Questionnaire responses are less than 100. N/A is shown where the base number of responses is less than 10 during the period. % is calculated as Quantity/Base number*100

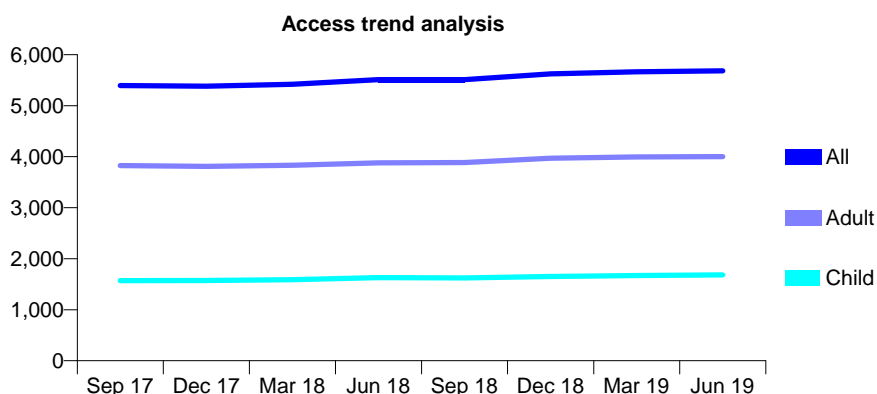
Q64 - Vital Signs At a Glance Contract Report for 921092/0001 - June 2019

Name or company name	MR AM WILSON
Contract type name	GDS Contract
Purpose of contract	General
Contract start date	01/04/2006
Contract end date	

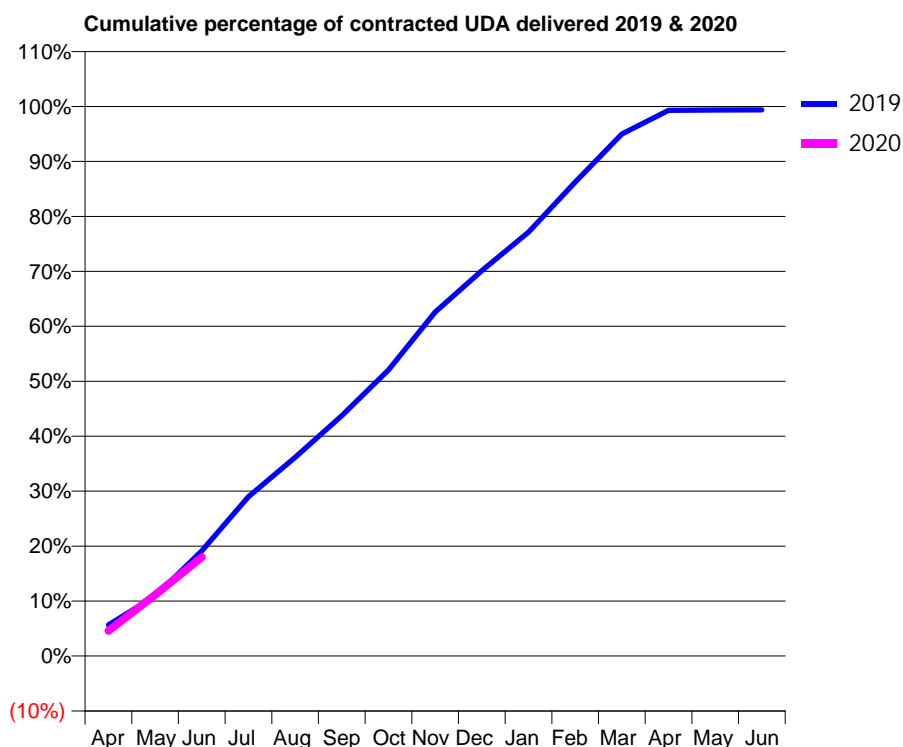
19/20 Contracted general activity (UDA)	12,500
Carry forward general activity (UDA)	0
19/20 Contracted orthodontic activity (UOA)	0
Carry forward orthodontic activity (UOA)	0
Baseline contract value	£306,006.94

ACCESS*

Patients seen in 24 months	Total	Change since previous quarter
Quarter ending June 2018	5,509	
Quarter ending September 2018	5,510	→
Quarter ending December 2018	5,622	↑
Quarter ending March 2019	5,664	→
Quarter ending June 2019	5,682	→
Variance since June 2018	3.1%	↑



ACTIVITY



Month	Adjusted Scheduled Activity (UDA)	
	2019	2020
April	708	573
May	1,363	1,395
June	2,390	2,248
July	3,624	
August	4,522	
September	5,466	
October	6,508	
November	7,824	
December	8,765	
January	9,643	
February	10,781	
March	11,871	
April	12,410	
May	12,417	
June	12,422	

QUALITY

	Quantity	Base Number	Contract	AT	Region	England
% of FP17s for the same patient ID Re-attending within 3 months - Children	47	625	7.5%	8.4%	10.6%	11.4%
% of FP17s for the same patient ID Re-attending within 3 months - Adults	169	1,371	12.3%	12.9%	15.2%	15.4%
% of FP17s for the same patient ID Re-attending between 3 & 9 months - Children	412	625	65.9%	63.6%	62.3%	59.8%
% of FP17s for the same patient ID Re-attending between 3 & 9 months - Adults	885	1,371	64.6%	53.6%	53.3%	52.1%
% of FP17s for Band 1 Urgent Courses	121	1,482	8.2%	8.4%	9.7%	9.2%
% of FP17s Relating to Free Repair or Replacements	6	1,482	0.4%	0.6%	0.6%	0.7%
% of FP17s Relating to Continuations	8	1,482	0.5%	0.7%	0.8%	0.8%
% of Patients satisfied with the dentistry they have received	6	6	N/A	94.5%	93.4%	93.4%
% of Patients satisfied with the time they had to wait for an appointment	5	6	N/A	86.6%	86.8%	87.6%

* This is based on patients treated on this contract for their most recent course of treatment. Figures in italics indicate the base number of FP17s or Patient Questionnaire responses are less than 100. N/A is shown where the base number of responses is less than 10 during the period. % is calculated as Quantity/Base number*100

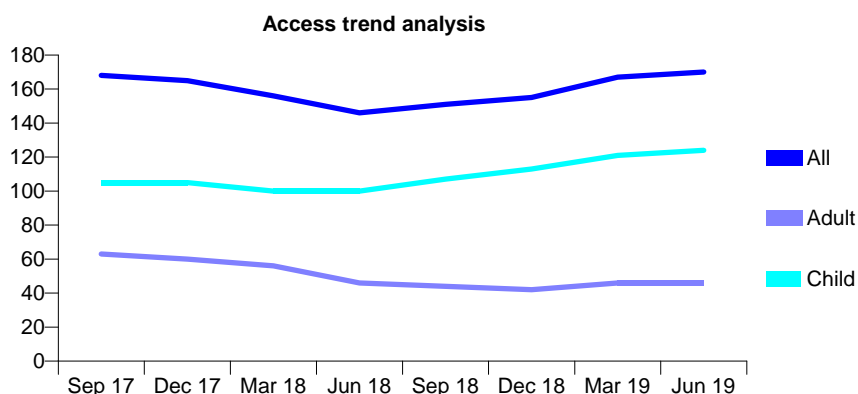
Q64 - Vital Signs At a Glance Contract Report for 923257/0002 - June 2019

Name or company name	MISS LD BREEZE
Contract type name	GDS Contract
Purpose of contract	General
Contract start date	08/05/2007
Contract end date	

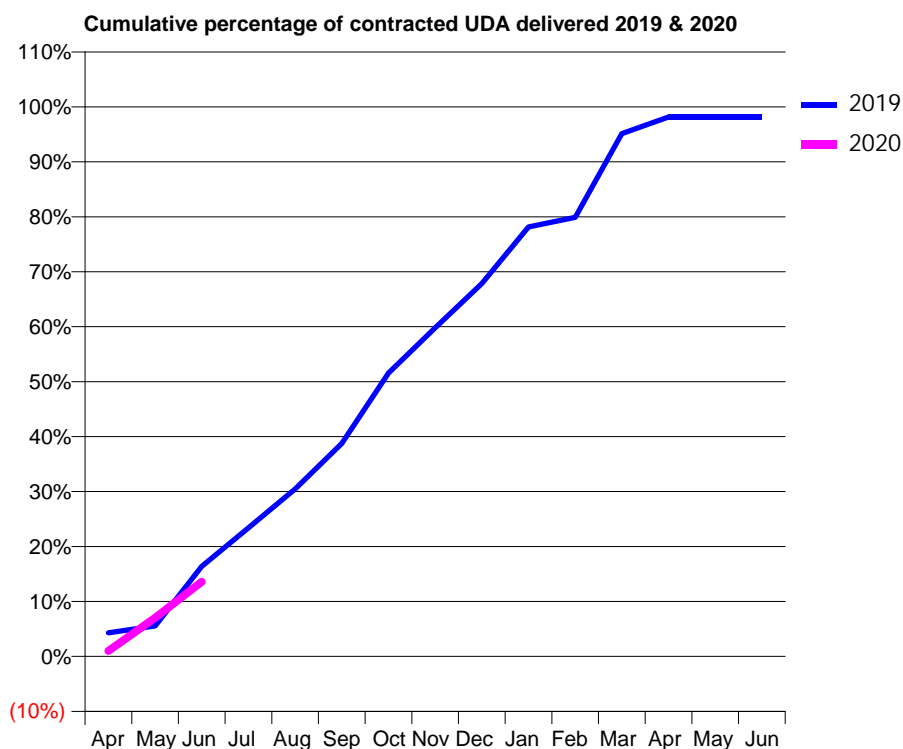
19/20 Contracted general activity (UDA)	400
Carry forward general activity (UDA)	0
19/20 Contracted orthodontic activity (UOA)	0
Carry forward orthodontic activity (UOA)	0
Baseline contract value	£11,643.59

ACCESS*

Patients seen in 24 months	Total	Change since previous quarter
Quarter ending June 2018	146	
Quarter ending September 2018	151	↑
Quarter ending December 2018	155	↑
Quarter ending March 2019	167	↑
Quarter ending June 2019	170	→
Variance since June 2018	16.4%	↑



ACTIVITY



Month	2019	2020
April	17	4
May	22	28
June	66	54
July	94	
August	122	
September	155	
October	206	
November	239	
December	271	
January	313	
February	320	
March	381	
April	393	
May	393	
June	393	

QUALITY

	Quantity	Base Number	Contract	AT	Region	England
% of FP17s for the same patient ID Re-attending within 3 months - Children	3	45	6.7%	8.4%	10.6%	11.4%
% of FP17s for the same patient ID Re-attending within 3 months - Adults	0	5	0.0%	12.9%	15.2%	15.4%
% of FP17s for the same patient ID Re-attending between 3 & 9 months - Children	25	45	55.6%	63.6%	62.3%	59.8%
% of FP17s for the same patient ID Re-attending between 3 & 9 months - Adults	5	5	100.0%	53.6%	53.3%	52.1%
% of FP17s for Band 1 Urgent Courses	2	40	5.0%	8.4%	9.7%	9.2%
% of FP17s Relating to Free Repair or Replacements	0	40	0.0%	0.6%	0.6%	0.7%
% of FP17s Relating to Continuations	0	40	0.0%	0.7%	0.8%	0.8%
% of Patients satisfied with the dentistry they have received	0	0	N/A	94.5%	93.4%	93.4%
% of Patients satisfied with the time they had to wait for an appointment	0	0	N/A	86.6%	86.8%	87.6%

* This is based on patients treated on this contract for their most recent course of treatment. Figures in italics indicate the base number of FP17s or Patient Questionnaire responses are less than 100. N/A is shown where the base number of responses is less than 10 during the period. % is calculated as Quantity/Base number*100

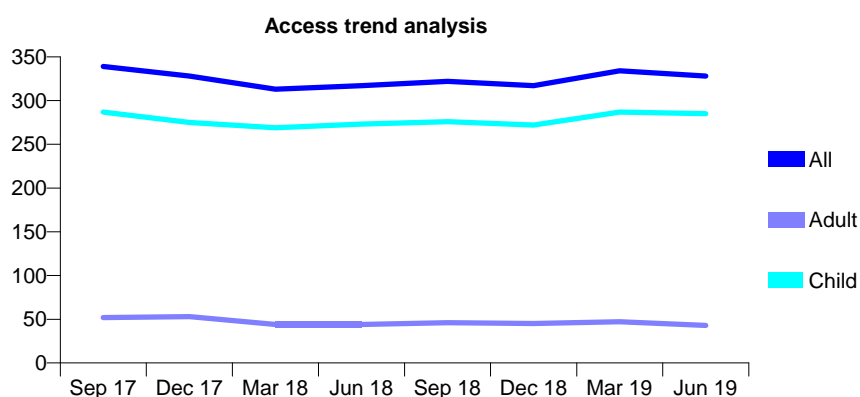
Q64 - Vital Signs At a Glance Contract Report for 933082/0001 - June 2019

Name or company name	MR RJ ELSEY
Contract type name	GDS Contract
Purpose of contract	General
Contract start date	01/04/2006
Contract end date	

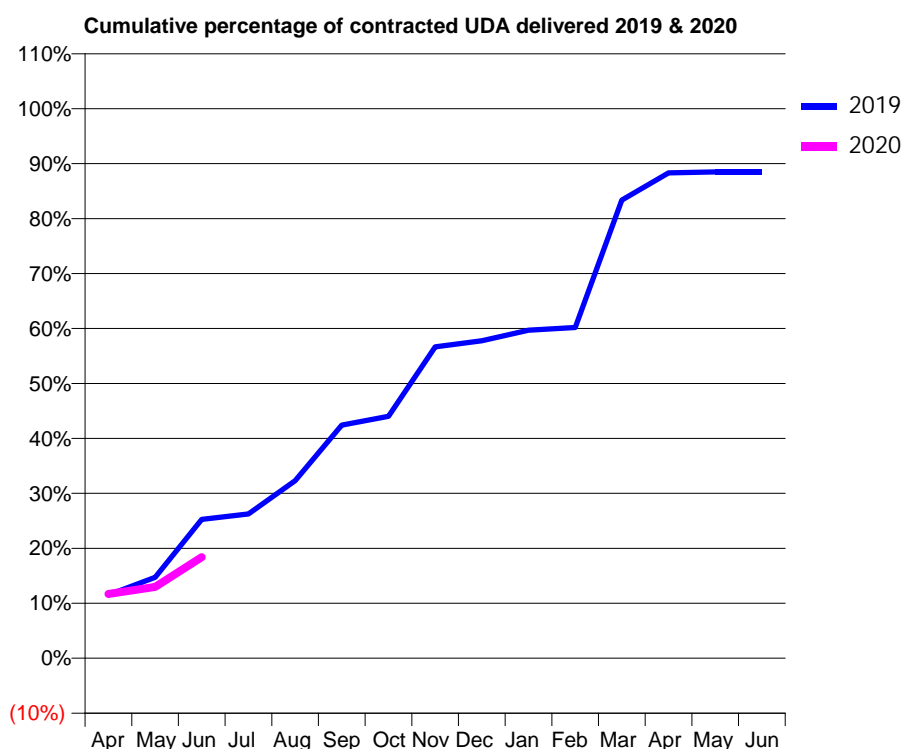
19/20 Contracted general activity (UDA)	625
Carry forward general activity (UDA)	0
19/20 Contracted orthodontic activity (UOA)	0
Carry forward orthodontic activity (UOA)	0
Baseline contract value	£14,449.80

ACCESS*

Patients seen in 24 months	Total	Change since previous quarter
Quarter ending June 2018	317	
Quarter ending September 2018	322	→
Quarter ending December 2018	317	↓
Quarter ending March 2019	334	↑
Quarter ending June 2019	328	↓
Variance since June 2018	3.5%	↑



ACTIVITY



Month	2019	2020
April	72	73
May	92	81
June	158	115
July	164	
August	202	
September	265	
October	275	
November	354	
December	361	
January	373	
February	376	
March	521	
April	552	
May	553	
June	553	

QUALITY

	Quantity	Base Number	Contract	AT	Region	England
% of FP17s for the same patient ID Re-attending within 3 months - Children	9	105	8.6%	8.4%	10.6%	11.4%
% of FP17s for the same patient ID Re-attending within 3 months - Adults	1	8	12.5%	12.9%	15.2%	15.4%
% of FP17s for the same patient ID Re-attending between 3 & 9 months - Children	59	105	56.2%	63.6%	62.3%	59.8%
% of FP17s for the same patient ID Re-attending between 3 & 9 months - Adults	3	8	37.5%	53.6%	53.3%	52.1%
% of FP17s for Band 1 Urgent Courses	0	95	0.0%	8.4%	9.7%	9.2%
% of FP17s Relating to Free Repair or Replacements	0	95	0.0%	0.6%	0.6%	0.7%
% of FP17s Relating to Continuations	0	95	0.0%	0.7%	0.8%	0.8%
% of Patients satisfied with the dentistry they have received	1	1	N/A	94.5%	93.4%	93.4%
% of Patients satisfied with the time they had to wait for an appointment	1	1	N/A	86.6%	86.8%	87.6%

* This is based on patients treated on this contract for their most recent course of treatment.

Figures in italics indicate the base number of FP17s or Patient Questionnaire responses are less than 100. N/A is shown where the base number of responses is less than 10 during the period. % is calculated as Quantity/Base number*100

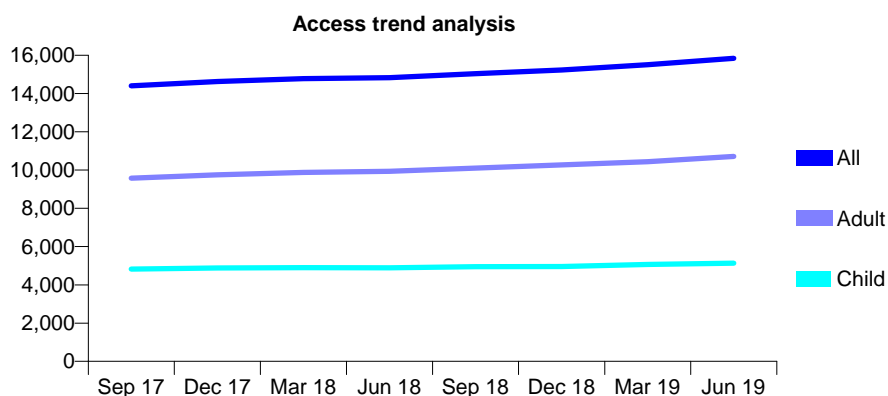
Q64 - Vital Signs At a Glance Contract Report for 936944/0001 - June 2019

Name or company name	MRS S IRAVANI
Contract type name	GDS Contract
Purpose of contract	General
Contract start date	01/04/2006
Contract end date	

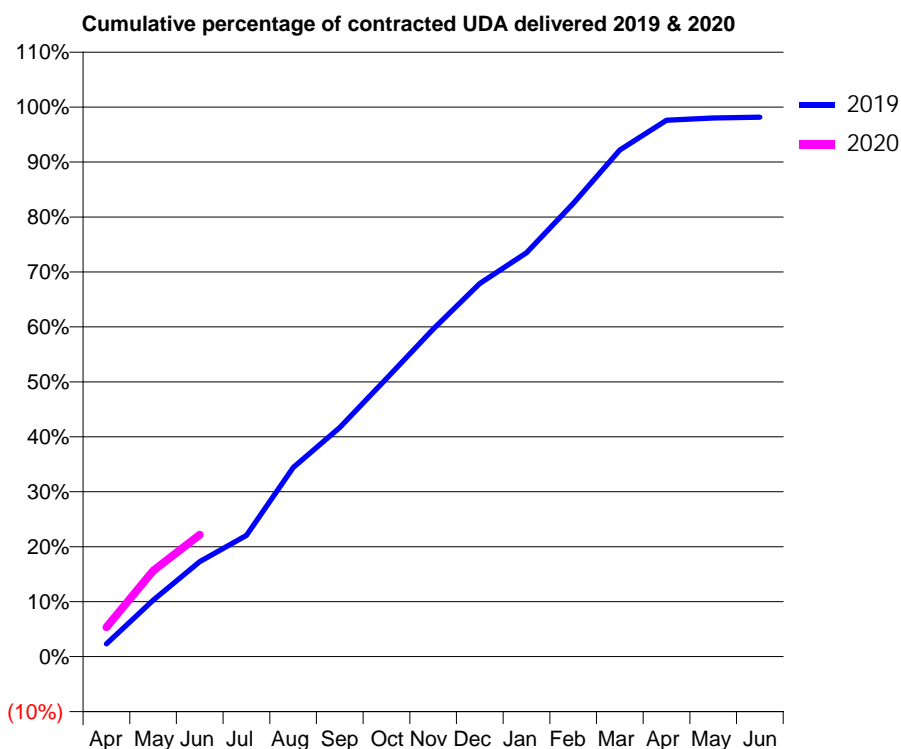
19/20 Contracted general activity (UDA)	37,752
Carry forward general activity (UDA)	0
19/20 Contracted orthodontic activity (UOA)	0
Carry forward orthodontic activity (UOA)	0
Baseline contract value	£1,075,147.64

ACCESS*

Patients seen in 24 months	Total	Change since previous quarter
Quarter ending June 2018	14,822	
Quarter ending September 2018	15,044	→
Quarter ending December 2018	15,230	→
Quarter ending March 2019	15,507	→
Quarter ending June 2019	15,845	↑
Variance since June 2018	6.9%	↑



ACTIVITY



Month	Adjusted Scheduled Activity (UDA)	
	2019	2020
April	887	2,022
May	3,912	5,901
June	6,590	8,380
July	8,410	
August	13,114	
September	15,892	
October	19,289	
November	22,703	
December	25,872	
January	28,007	
February	31,425	
March	35,125	
April	37,190	
May	37,344	
June	37,400	

QUALITY

	Quantity	Base Number	Contract	AT	Region	England
% of FP17s for the same patient ID Re-attending within 3 months - Children	121	1,951	6.2%	8.4%	10.6%	11.4%
% of FP17s for the same patient ID Re-attending within 3 months - Adults	455	3,988	11.4%	12.9%	15.2%	15.4%
% of FP17s for the same patient ID Re-attending between 3 & 9 months - Children	1,270	1,951	65.1%	63.6%	62.3%	59.8%
% of FP17s for the same patient ID Re-attending between 3 & 9 months - Adults	2,456	3,988	61.6%	53.6%	53.3%	52.1%
% of FP17s for Band 1 Urgent Courses	354	4,819	7.3%	8.4%	9.7%	9.2%
% of FP17s Relating to Free Repair or Replacements	24	4,819	0.5%	0.6%	0.6%	0.7%
% of FP17s Relating to Continuations	35	4,819	0.7%	0.7%	0.8%	0.8%
% of Patients satisfied with the dentistry they have received	8	9	N/A	94.5%	93.4%	93.4%
% of Patients satisfied with the time they had to wait for an appointment	8	9	N/A	86.6%	86.8%	87.6%

* This is based on patients treated on this contract for their most recent course of treatment. Figures in italics indicate the base number of FP17s or Patient Questionnaire responses are less than 100. N/A is shown where the base number of responses is less than 10 during the period. % is calculated as Quantity/Base number*100

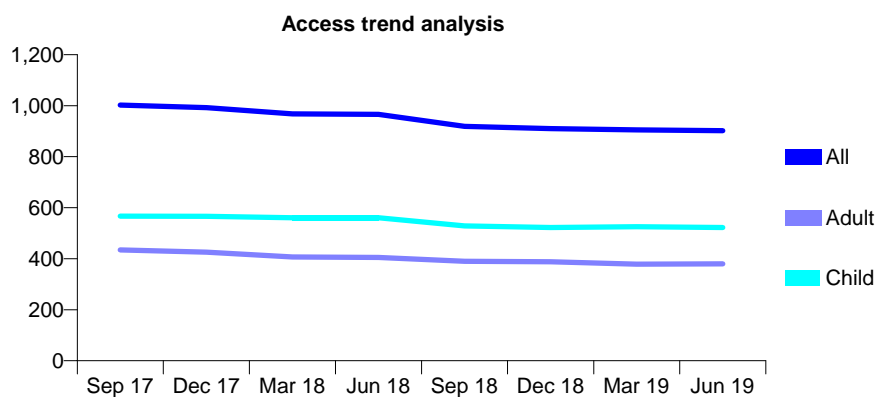
Q64 - Vital Signs At a Glance Contract Report for 944947/0001 - June 2019

Name or company name	Wellsway Dental Practice
Contract type name	GDS Contract
Purpose of contract	General
Contract start date	01/04/2006
Contract end date	

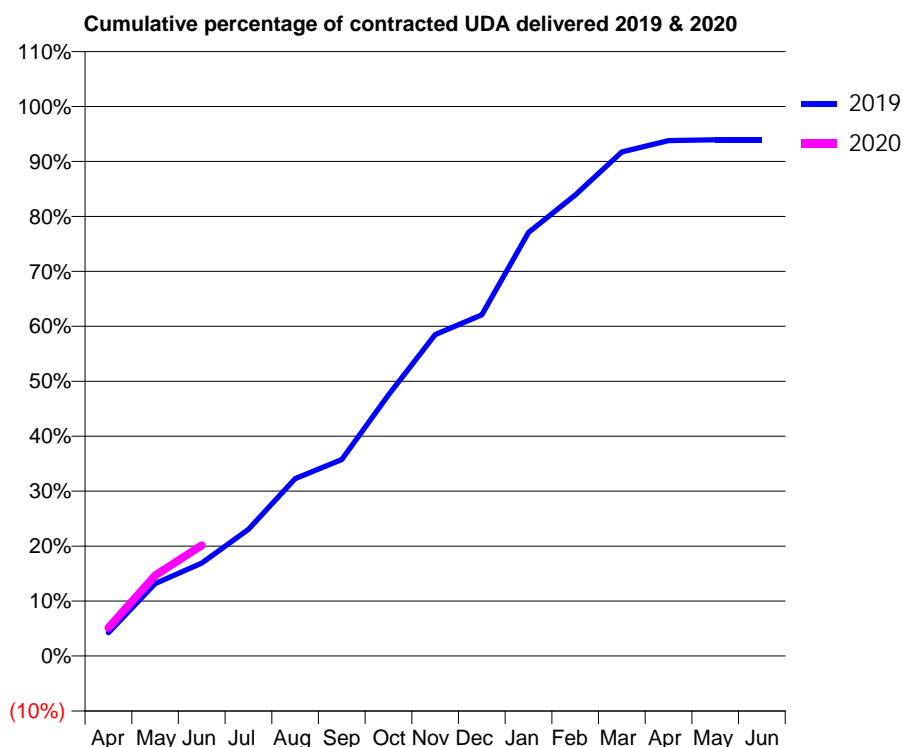
19/20 Contracted general activity (UDA)	2,703
Carry forward general activity (UDA)	0
19/20 Contracted orthodontic activity (UOA)	0
Carry forward orthodontic activity (UOA)	0
Baseline contract value	£61,728.31

ACCESS*

Patients seen in 24 months	Total	Change since previous quarter
Quarter ending June 2018	966	
Quarter ending September 2018	919	↓
Quarter ending December 2018	910	→
Quarter ending March 2019	905	→
Quarter ending June 2019	902	→
Variance since June 2018	(6.6%)	↓



ACTIVITY



Month	Adjusted Scheduled Activity (UDA)	
	2019	2020
April	114	139
May	356	396
June	457	544
July	623	
August	873	
September	966	
October	1,284	
November	1,581	
December	1,678	
January	2,084	
February	2,267	
March	2,479	
April	2,535	
May	2,539	
June	2,539	

QUALITY

	Quantity	Base Number	Contract	AT	Region	England
% of FP17s for the same patient ID Re-attending within 3 months - Children	15	197	7.6%	8.4%	10.6%	11.4%
% of FP17s for the same patient ID Re-attending within 3 months - Adults	18	101	17.8%	12.9%	15.2%	15.4%
% of FP17s for the same patient ID Re-attending between 3 & 9 months - Children	133	197	67.5%	63.6%	62.3%	59.8%
% of FP17s for the same patient ID Re-attending between 3 & 9 months - Adults	49	101	48.5%	53.6%	53.3%	52.1%
% of FP17s for Band 1 Urgent Courses	17	276	6.2%	8.4%	9.7%	9.2%
% of FP17s Relating to Free Repair or Replacements	0	276	0.0%	0.6%	0.6%	0.7%
% of FP17s Relating to Continuations	0	276	0.0%	0.7%	0.8%	0.8%
% of Patients satisfied with the dentistry they have received	0	0	N/A	94.5%	93.4%	93.4%
% of Patients satisfied with the time they had to wait for an appointment	0	0	N/A	86.6%	86.8%	87.6%

* This is based on patients treated on this contract for their most recent course of treatment. Figures in italics indicate the base number of FP17s or Patient Questionnaire responses are less than 100. N/A is shown where the base number of responses is less than 10 during the period. % is calculated as Quantity/Base number*100

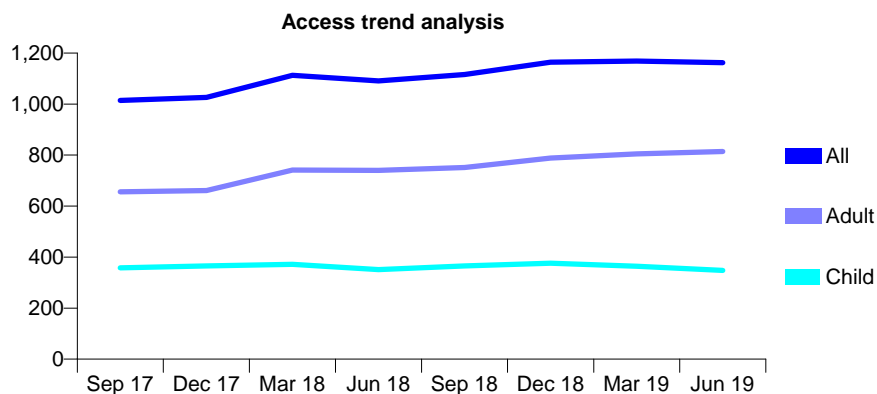
Q64 - Vital Signs At a Glance Contract Report for 963194/0001 - June 2019

Name or company name	Mr TO Ballack
Contract type name	GDS Contract
Purpose of contract	General
Contract start date	22/12/2011
Contract end date	

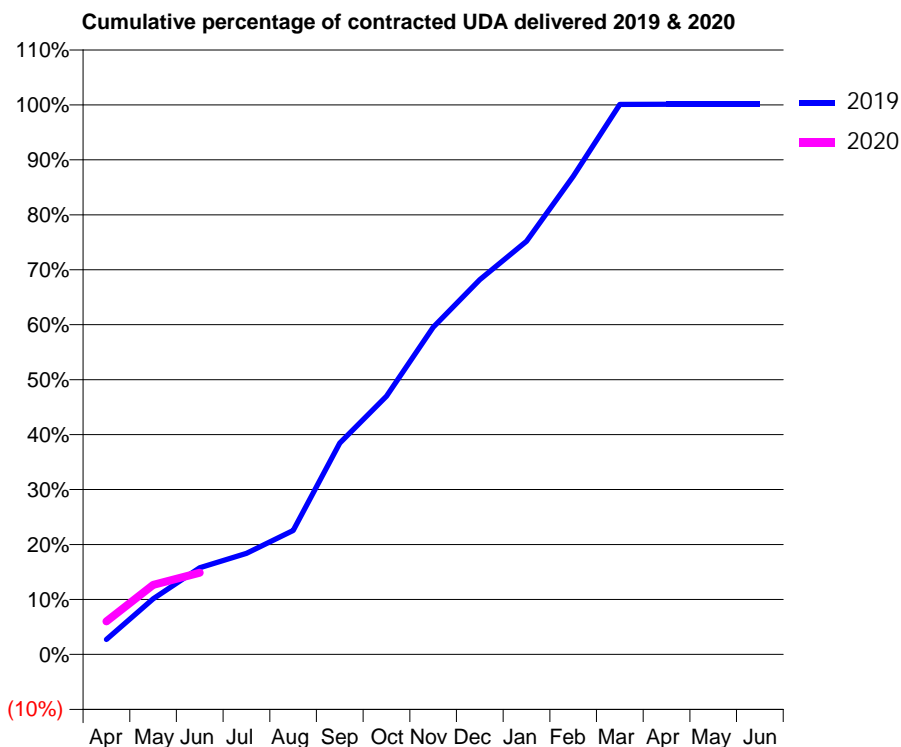
19/20 Contracted general activity (UDA)	3,906
Carry forward general activity (UDA)	0
19/20 Contracted orthodontic activity (UOA)	0
Carry forward orthodontic activity (UOA)	0
Baseline contract value	£103,686.25

ACCESS*

Patients seen in 24 months	Total	Change since previous quarter
Quarter ending June 2018	1,091	
Quarter ending September 2018	1,116	↑
Quarter ending December 2018	1,164	↑
Quarter ending March 2019	1,169	→
Quarter ending June 2019	1,162	→
Variance since June 2018	6.5%	↑



ACTIVITY



Month	2019	2020
April	107	235
May	396	495
June	616	581
July	718	
August	881	
September	1,502	
October	1,835	
November	2,326	
December	2,663	
January	2,937	
February	3,398	
March	3,909	
April	3,910	
May	3,910	
June	3,910	

QUALITY

	Quantity	Base Number	Contract	AT	Region	England
% of FP17s for the same patient ID Re-attending within 3 months - Children	8	78	10.3%	8.4%	10.6%	11.4%
% of FP17s for the same patient ID Re-attending within 3 months - Adults	12	153	7.8%	12.9%	15.2%	15.4%
% of FP17s for the same patient ID Re-attending between 3 & 9 months - Children	52	78	66.7%	63.6%	62.3%	59.8%
% of FP17s for the same patient ID Re-attending between 3 & 9 months - Adults	92	153	60.1%	53.6%	53.3%	52.1%
% of FP17s for Band 1 Urgent Courses	9	230	3.9%	8.4%	9.7%	9.2%
% of FP17s Relating to Free Repair or Replacements	1	230	0.4%	0.6%	0.6%	0.7%
% of FP17s Relating to Continuations	0	230	0.0%	0.7%	0.8%	0.8%
% of Patients satisfied with the dentistry they have received	2	2	N/A	94.5%	93.4%	93.4%
% of Patients satisfied with the time they had to wait for an appointment	2	2	N/A	86.6%	86.8%	87.6%

* This is based on patients treated on this contract for their most recent course of treatment. Figures in italics indicate the base number of FP17s or Patient Questionnaire responses are less than 100. N/A is shown where the base number of responses is less than 10 during the period. % is calculated as Quantity/Base number*100

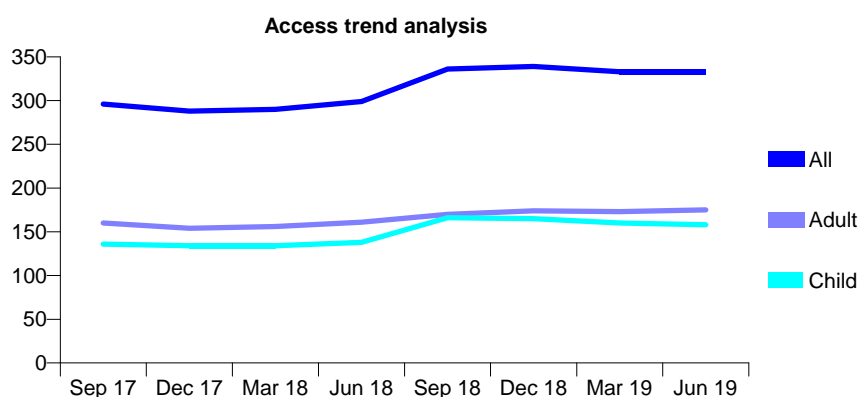
Q64 - Vital Signs At a Glance Contract Report for 982733/0001 - June 2019

Name or company name	Pimm Shoebridge Morley
Contract type name	GDS Contract
Purpose of contract	General
Contract start date	01/04/2006
Contract end date	

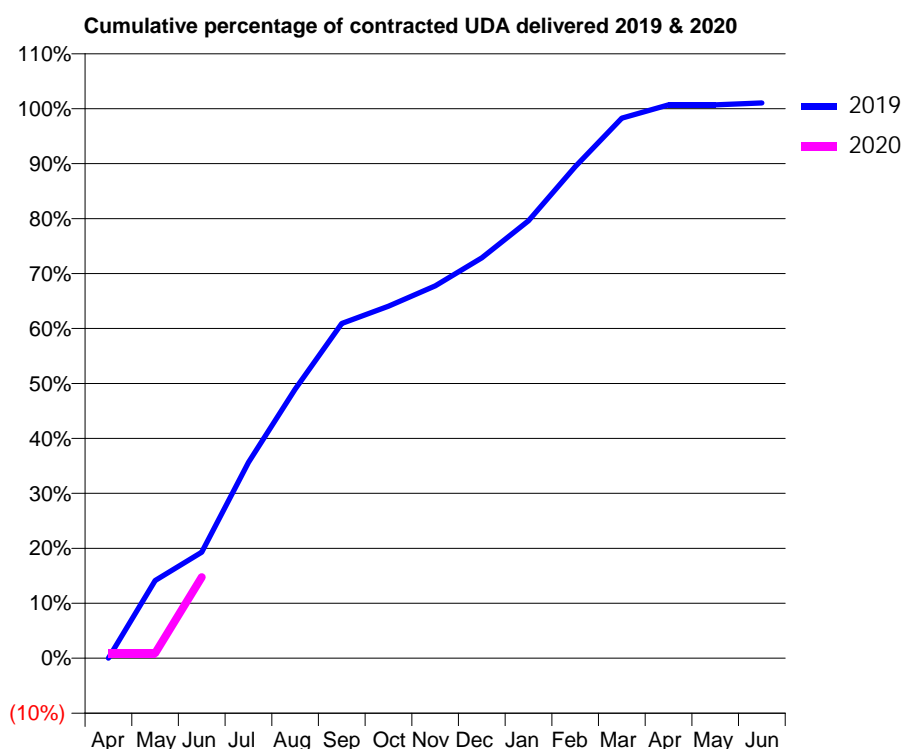
19/20 Contracted general activity (UDA)	870
Carry forward general activity (UDA)	0
19/20 Contracted orthodontic activity (UOA)	0
Carry forward orthodontic activity (UOA)	0
Baseline contract value	£20,640.08

ACCESS*

Patients seen in 24 months	Total	Change since previous quarter
Quarter ending June 2018	299	
Quarter ending September 2018	336	↑
Quarter ending December 2018	339	→
Quarter ending March 2019	333	↓
Quarter ending June 2019	333	→
Variance since June 2018	11.4%	↑



ACTIVITY



Month	2019	2020
April	0	8
May	123	8
June	168	128
July	310	
August	426	
September	530	
October	557	
November	589	
December	634	
January	693	
February	778	
March	855	
April	876	
May	876	
June	879	

QUALITY

	Quantity	Base Number	Contract	AT	Region	England
% of FP17s for the same patient ID Re-attending within 3 months - Children	4	51	7.8%	8.4%	10.6%	11.4%
% of FP17s for the same patient ID Re-attending within 3 months - Adults	2	42	4.8%	12.9%	15.2%	15.4%
% of FP17s for the same patient ID Re-attending between 3 & 9 months - Children	30	51	58.8%	63.6%	62.3%	59.8%
% of FP17s for the same patient ID Re-attending between 3 & 9 months - Adults	18	42	42.9%	53.6%	53.3%	52.1%
% of FP17s for Band 1 Urgent Courses	1	80	1.3%	8.4%	9.7%	9.2%
% of FP17s Relating to Free Repair or Replacements	0	80	0.0%	0.6%	0.6%	0.7%
% of FP17s Relating to Continuations	0	80	0.0%	0.7%	0.8%	0.8%
% of Patients satisfied with the dentistry they have received	0	0	N/A	94.5%	93.4%	93.4%
% of Patients satisfied with the time they had to wait for an appointment	0	0	N/A	86.6%	86.8%	87.6%

* This is based on patients treated on this contract for their most recent course of treatment.

Figures in italics indicate the base number of FP17s or Patient Questionnaire responses are less than 100. N/A is shown where the base number of responses is less than 10 during the period. % is calculated as Quantity/Base number*100

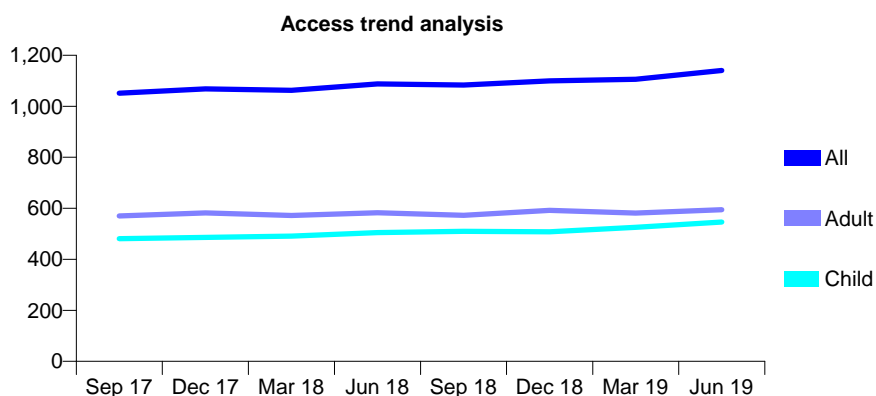
Q64 - Vital Signs At a Glance Contract Report for 989746/0002 - June 2019

Name or company name	MR JJ WATKINS
Contract type name	GDS Contract
Purpose of contract	General
Contract start date	16/12/2007
Contract end date	

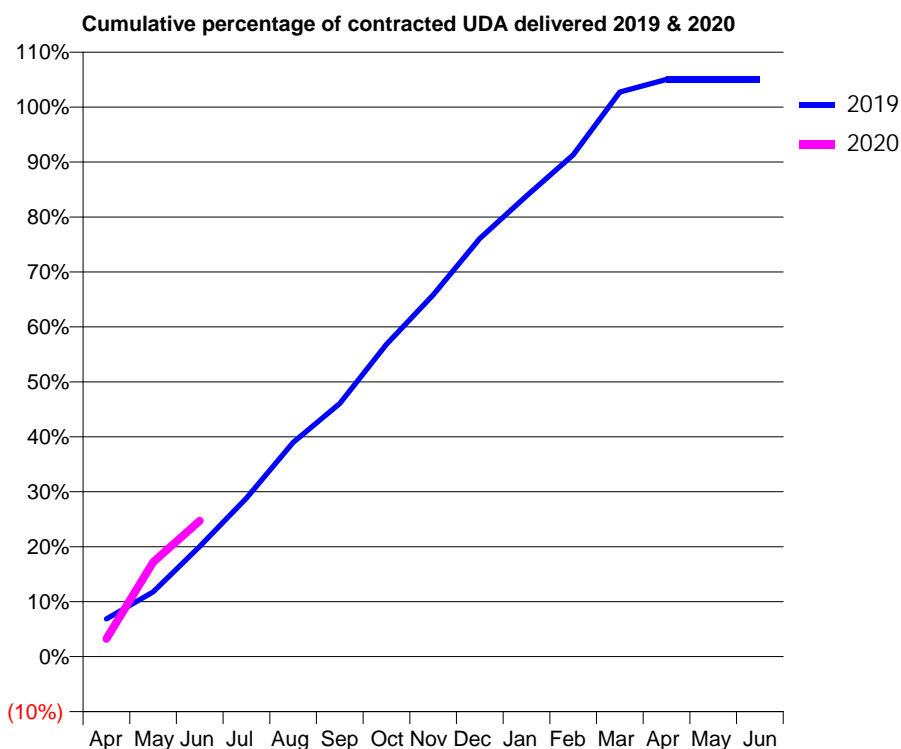
19/20 Contracted general activity (UDA)	3,000
Carry forward general activity (UDA)	0
19/20 Contracted orthodontic activity (UOA)	0
Carry forward orthodontic activity (UOA)	0
Baseline contract value	£65,743.58

ACCESS*

Patients seen in 24 months	Total	Change since previous quarter
Quarter ending June 2018	1,088	
Quarter ending September 2018	1,083	→
Quarter ending December 2018	1,100	→
Quarter ending March 2019	1,106	→
Quarter ending June 2019	1,140	↑
Variance since June 2018	4.8%	↑



ACTIVITY



Month	Adjusted Scheduled Activity (UDA)	
	2019	2020
April	205	98
May	353	516
June	601	742
July	865	
August	1,170	
September	1,382	
October	1,705	
November	1,975	
December	2,283	
January	2,515	
February	2,739	
March	3,082	
April	3,151	
May	3,151	
June	3,151	

QUALITY

	Quantity	Base Number	Contract	AT	Region	England
% of FP17s for the same patient ID Re-attending within 3 months - Children	10	196	5.1%	8.4%	10.6%	11.4%
% of FP17s for the same patient ID Re-attending within 3 months - Adults	63	243	25.9%	12.9%	15.2%	15.4%
% of FP17s for the same patient ID Re-attending between 3 & 9 months - Children	119	196	60.7%	63.6%	62.3%	59.8%
% of FP17s for the same patient ID Re-attending between 3 & 9 months - Adults	125	243	51.4%	53.6%	53.3%	52.1%
% of FP17s for Band 1 Urgent Courses	22	410	5.4%	8.4%	9.7%	9.2%
% of FP17s Relating to Free Repair or Replacements	0	410	0.0%	0.6%	0.6%	0.7%
% of FP17s Relating to Continuations	0	410	0.0%	0.7%	0.8%	0.8%
% of Patients satisfied with the dentistry they have received	0	0	N/A	94.5%	93.4%	93.4%
% of Patients satisfied with the time they had to wait for an appointment	0	0	N/A	86.6%	86.8%	87.6%

* This is based on patients treated on this contract for their most recent course of treatment. Figures in italics indicate the base number of FP17s or Patient Questionnaire responses are less than 100. N/A is shown where the base number of responses is less than 10 during the period. % is calculated as Quantity/Base number*100

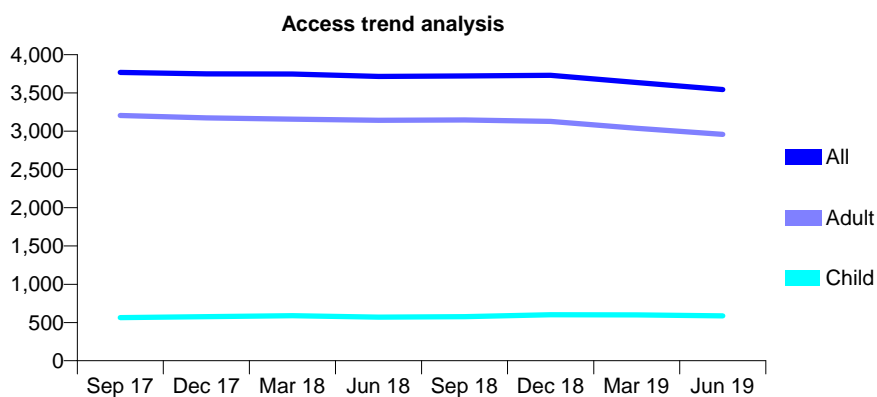
Q64 - Vital Signs At a Glance Contract Report for 995290/0001 - June 2019

Name or company name	MRS O SIVOVA PENEVA
Contract type name	GDS Contract
Purpose of contract	General
Contract start date	01/08/2014
Contract end date	

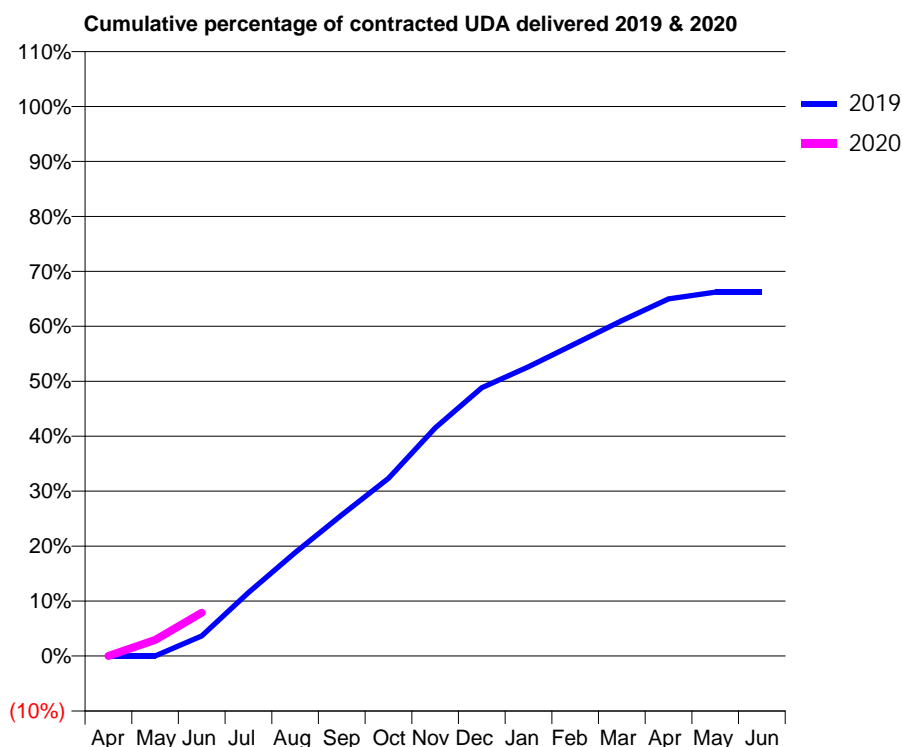
19/20 Contracted general activity (UDA)	13,403
Carry forward general activity (UDA)	0
19/20 Contracted orthodontic activity (UOA)	0
Carry forward orthodontic activity (UOA)	0
Baseline contract value	£351,287.44

ACCESS*

Patients seen in 24 months	Total	Change since previous quarter
Quarter ending June 2018	3,715	
Quarter ending September 2018	3,722	→
Quarter ending December 2018	3,731	→
Quarter ending March 2019	3,636	↓
Quarter ending June 2019	3,544	↓
Variance since June 2018	(4.6%)	↓



ACTIVITY



Month	Adjusted Scheduled Activity (UDA)	
	2019	2020
April	0	0
May	0	391
June	488	1,055
July	1,551	
August	2,526	
September	3,442	
October	4,334	
November	5,562	
December	6,546	
January	7,058	
February	7,619	
March	8,178	
April	8,712	
May	8,875	
June	8,875	

QUALITY

	Quantity	Base Number	Contract	AT	Region	England
% of FP17s for the same patient ID Re-attending within 3 months - Children	2	133	1.5%	8.4%	10.6%	11.4%
% of FP17s for the same patient ID Re-attending within 3 months - Adults	48	738	6.5%	12.9%	15.2%	15.4%
% of FP17s for the same patient ID Re-attending between 3 & 9 months - Children	78	133	58.6%	63.6%	62.3%	59.8%
% of FP17s for the same patient ID Re-attending between 3 & 9 months - Adults	462	738	62.6%	53.6%	53.3%	52.1%
% of FP17s for Band 1 Urgent Courses	19	578	3.3%	8.4%	9.7%	9.2%
% of FP17s Relating to Free Repair or Replacements	4	578	0.7%	0.6%	0.6%	0.7%
% of FP17s Relating to Continuations	12	578	2.1%	0.7%	0.8%	0.8%
% of Patients satisfied with the dentistry they have received	5	5	N/A	94.5%	93.4%	93.4%
% of Patients satisfied with the time they had to wait for an appointment	5	5	N/A	86.6%	86.8%	87.6%

* This is based on patients treated on this contract for their most recent course of treatment. Figures in italics indicate the base number of FP17s or Patient Questionnaire responses are less than 100. N/A is shown where the base number of responses is less than 10 during the period. % is calculated as Quantity/Base number*100

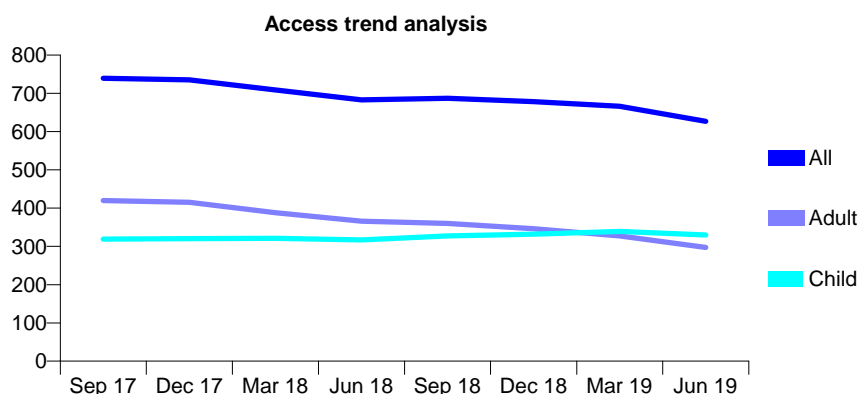
Q64 - Vital Signs At a Glance Contract Report for 997439/0001 - June 2019

Name or company name	Charlton Road Dental Surgery
Contract type name	GDS Contract
Purpose of contract	General
Contract start date	01/04/2006
Contract end date	

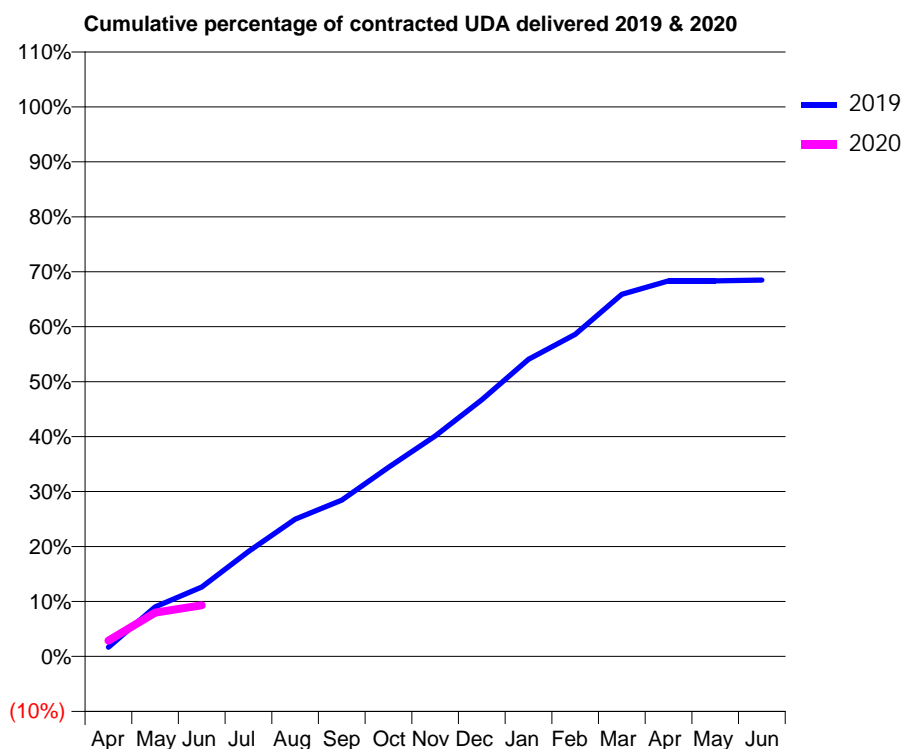
19/20 Contracted general activity (UDA)	2,200
Carry forward general activity (UDA)	0
19/20 Contracted orthodontic activity (UOA)	0
Carry forward orthodontic activity (UOA)	0
Baseline contract value	£48,211.94

ACCESS*

Patients seen in 24 months	Total	Change since previous quarter
Quarter ending June 2018	683	
Quarter ending September 2018	687	→
Quarter ending December 2018	678	↓
Quarter ending March 2019	666	↓
Quarter ending June 2019	627	↓
Variance since June 2018	(8.2%)	↓



ACTIVITY



Month	Adjusted Scheduled Activity (UDA)	
	2019	2020
April	37	63
May	199	175
June	278	205
July	420	
August	549	
September	626	
October	757	
November	883	
December	1,027	
January	1,189	
February	1,289	
March	1,450	
April	1,503	
May	1,503	
June	1,506	

QUALITY

	Quantity	Base Number	Contract	AT	Region	England
% of FP17s for the same patient ID Re-attending within 3 months - Children	3	79	3.8%	8.4%	10.6%	11.4%
% of FP17s for the same patient ID Re-attending within 3 months - Adults	7	61	11.5%	12.9%	15.2%	15.4%
% of FP17s for the same patient ID Re-attending between 3 & 9 months - Children	54	79	68.4%	63.6%	62.3%	59.8%
% of FP17s for the same patient ID Re-attending between 3 & 9 months - Adults	34	61	55.7%	53.6%	53.3%	52.1%
% of FP17s for Band 1 Urgent Courses	3	113	2.7%	8.4%	9.7%	9.2%
% of FP17s Relating to Free Repair or Replacements	0	113	0.0%	0.6%	0.6%	0.7%
% of FP17s Relating to Continuations	0	113	0.0%	0.7%	0.8%	0.8%
% of Patients satisfied with the dentistry they have received	1	1	N/A	94.5%	93.4%	93.4%
% of Patients satisfied with the time they had to wait for an appointment	1	1	N/A	86.6%	86.8%	87.6%

* This is based on patients treated on this contract for their most recent course of treatment. Figures in italics indicate the base number of FP17s or Patient Questionnaire responses are less than 100. N/A is shown where the base number of responses is less than 10 during the period. % is calculated as Quantity/Base number*100

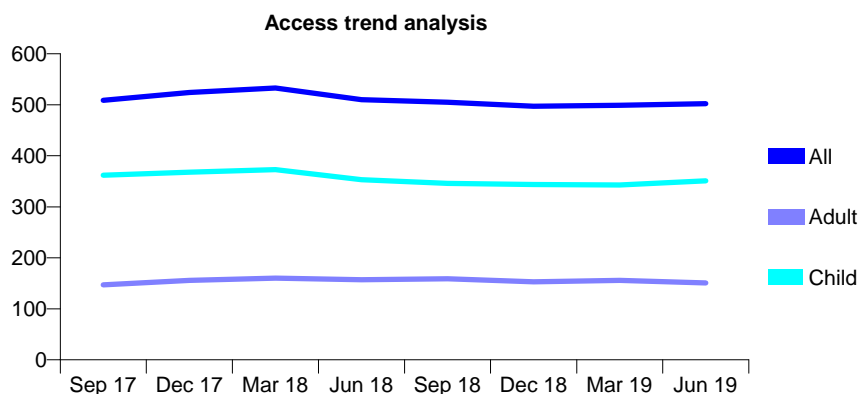
Q65 - Vital Signs At a Glance Contract Report for 100026/0000 - June 2019

Name or company name	Family Dental Practice
Contract type name	GDS Contract
Purpose of contract	General
Contract start date	01/02/2016
Contract end date	

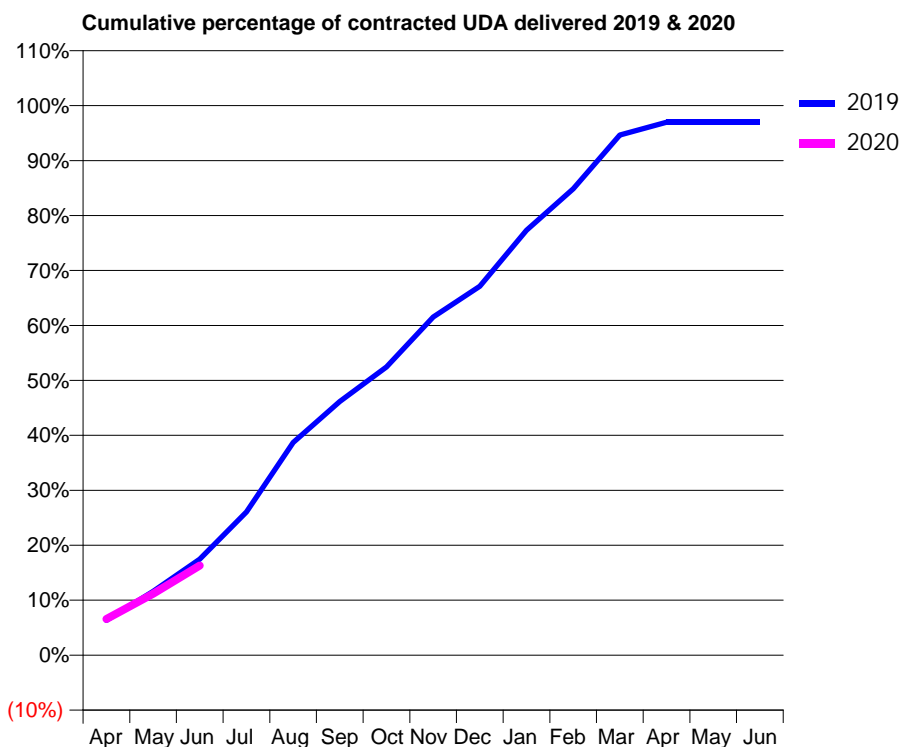
19/20 Contracted general activity (UDA)	1,359
Carry forward general activity (UDA)	0
19/20 Contracted orthodontic activity (UOA)	0
Carry forward orthodontic activity (UOA)	0
Baseline contract value	£36,396.00

ACCESS*

Patients seen in 24 months	Total	Change since previous quarter
Quarter ending June 2018	510	
Quarter ending September 2018	505	→
Quarter ending December 2018	497	↓
Quarter ending March 2019	499	→
Quarter ending June 2019	502	→
Variance since June 2018	(1.6%)	↓



ACTIVITY



Month	Adjusted Scheduled Activity (UDA)	
	2019	2020
April	86	90
May	158	152
June	238	222
July	354	
August	526	
September	627	
October	713	
November	836	
December	912	
January	1,050	
February	1,153	
March	1,286	
April	1,318	
May	1,318	
June	1,318	

QUALITY

	Quantity	Base Number	Contract	AT	Region	England
% of FP17s for the same patient ID Re-attending within 3 months - Children	25	134	18.7%	9.0%	10.6%	11.4%
% of FP17s for the same patient ID Re-attending within 3 months - Adults	4	30	13.3%	13.8%	15.2%	15.4%
% of FP17s for the same patient ID Re-attending between 3 & 9 months - Children	84	134	62.7%	63.0%	62.3%	59.8%
% of FP17s for the same patient ID Re-attending between 3 & 9 months - Adults	18	30	60.0%	53.8%	53.3%	52.1%
% of FP17s for Band 1 Urgent Courses	13	147	8.8%	9.3%	9.7%	9.2%
% of FP17s Relating to Free Repair or Replacements	0	147	0.0%	0.7%	0.6%	0.7%
% of FP17s Relating to Continuations	0	147	0.0%	0.9%	0.8%	0.8%
% of Patients satisfied with the dentistry they have received	1	1	N/A	93.5%	93.4%	93.4%
% of Patients satisfied with the time they had to wait for an appointment	1	1	N/A	89.0%	86.8%	87.6%

* This is based on patients treated on this contract for their most recent course of treatment. Figures in italics indicate the base number of FP17s or Patient Questionnaire responses are less than 100. N/A is shown where the base number of responses is less than 10 during the period. % is calculated as Quantity/Base number*100

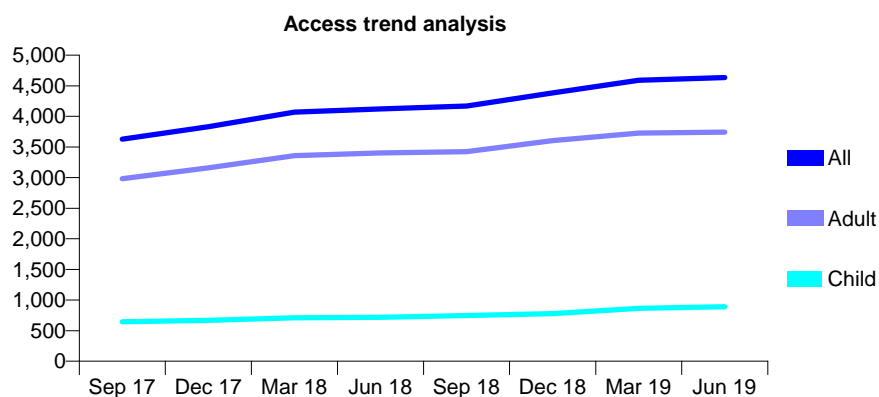
Q65 - Vital Signs At a Glance Contract Report for 100027/0000 - June 2019

Name or company name	Lympsham Dental Partnership
Contract type name	GDS Contract
Purpose of contract	General
Contract start date	01/02/2016
Contract end date	

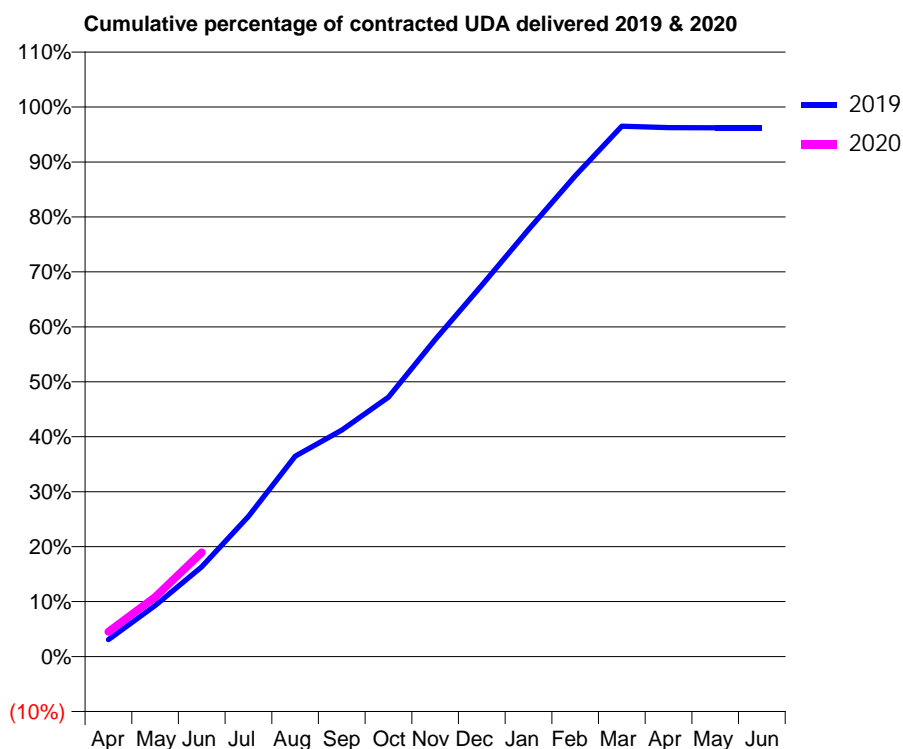
19/20 Contracted general activity (UDA)	13,238
Carry forward general activity (UDA)	0
19/20 Contracted orthodontic activity (UOA)	0
Carry forward orthodontic activity (UOA)	0
Baseline contract value	£315,026.37

ACCESS*

Patients seen in 24 months	Total	Change since previous quarter
Quarter ending June 2018	4,123	
Quarter ending September 2018	4,169	→
Quarter ending December 2018	4,384	↑
Quarter ending March 2019	4,591	↑
Quarter ending June 2019	4,634	→
Variance since June 2018	12.4%	↑



ACTIVITY



Adjusted Scheduled Activity (UDA)		
Month	2019	2020
April	410	598
May	1,230	1,434
June	2,164	2,512
July	3,377	
August	4,828	
September	5,457	
October	6,251	
November	7,639	
December	8,943	
January	10,285	
February	11,579	
March	12,775	
April	12,741	
May	12,736	
June	12,736	

QUALITY

	Quantity	Base Number	Contract	AT	Region	England
% of FP17s for the same patient ID Re-attending within 3 months - Children	9	220	4.1%	9.0%	10.6%	11.4%
% of FP17s for the same patient ID Re-attending within 3 months - Adults	65	830	7.8%	13.8%	15.2%	15.4%
% of FP17s for the same patient ID Re-attending between 3 & 9 months - Children	66	220	30.0%	63.0%	62.3%	59.8%
% of FP17s for the same patient ID Re-attending between 3 & 9 months - Adults	281	830	33.9%	53.8%	53.3%	52.1%
% of FP17s for Band 1 Urgent Courses	63	1,047	6.0%	9.3%	9.7%	9.2%
% of FP17s Relating to Free Repair or Replacements	0	1,047	0.0%	0.7%	0.6%	0.7%
% of FP17s Relating to Continuations	2	1,047	0.2%	0.9%	0.8%	0.8%
% of Patients satisfied with the dentistry they have received	4	5	N/A	93.5%	93.4%	93.4%
% of Patients satisfied with the time they had to wait for an appointment	4	5	N/A	89.0%	86.8%	87.6%

* This is based on patients treated on this contract for their most recent course of treatment. Figures in italics indicate the base number of FP17s or Patient Questionnaire responses are less than 100. N/A is shown where the base number of responses is less than 10 during the period. % is calculated as Quantity/Base number*100

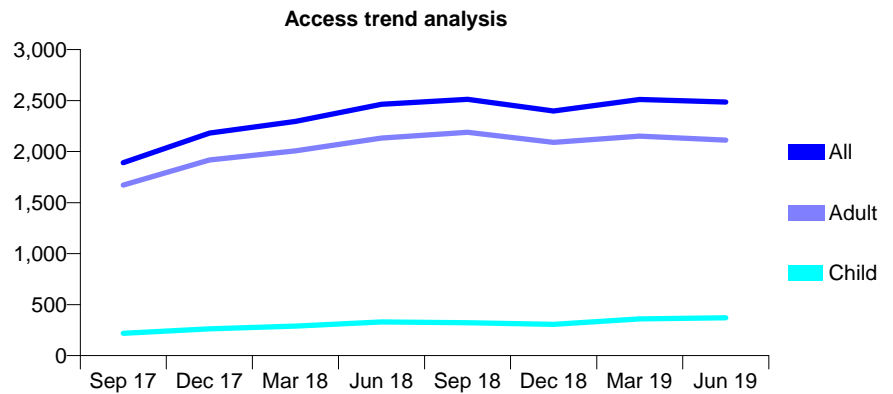
Q65 - Vital Signs At a Glance Contract Report for 100030/0000 - June 2019

Name or company name	Burnham House Dental Partnership
Contract type name	GDS Contract
Purpose of contract	General
Contract start date	01/02/2016
Contract end date	

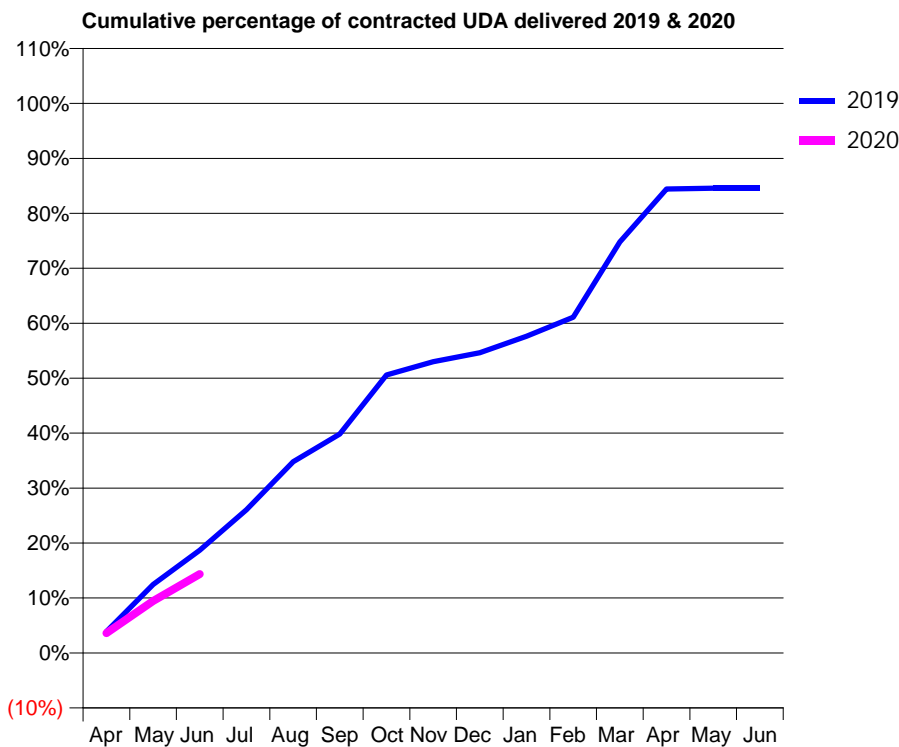
19/20 Contracted general activity (UDA)	8,740
Carry forward general activity (UDA)	0
19/20 Contracted orthodontic activity (UOA)	0
Carry forward orthodontic activity (UOA)	0
Baseline contract value	£169,748.19

ACCESS*

Patients seen in 24 months	Total	Change since previous quarter
Quarter ending June 2018	2,464	
Quarter ending September 2018	2,513	→
Quarter ending December 2018	2,398	↓
Quarter ending March 2019	2,512	↑
Quarter ending June 2019	2,485	↓
Variance since June 2018	0.9%	→



ACTIVITY



Adjusted Scheduled Activity (UDA)		
Month	2019	2020
April	341	316
May	1,089	828
June	1,634	1,254
July	2,278	
August	3,040	
September	3,481	
October	4,421	
November	4,634	
December	4,776	
January	5,036	
February	5,340	
March	6,536	
April	7,378	
May	7,390	
June	7,391	

QUALITY

	Quantity	Base Number	Contract	AT	Region	England
% of FP17s for the same patient ID Re-attending within 3 months - Children	3	137	2.2%	9.0%	10.6%	11.4%
% of FP17s for the same patient ID Re-attending within 3 months - Adults	52	706	7.4%	13.8%	15.2%	15.4%
% of FP17s for the same patient ID Re-attending between 3 & 9 months - Children	34	137	24.8%	63.0%	62.3%	59.8%
% of FP17s for the same patient ID Re-attending between 3 & 9 months - Adults	170	706	24.1%	53.8%	53.3%	52.1%
% of FP17s for Band 1 Urgent Courses	32	517	6.2%	9.3%	9.7%	9.2%
% of FP17s Relating to Free Repair or Replacements	1	517	0.2%	0.7%	0.6%	0.7%
% of FP17s Relating to Continuations	2	517	0.4%	0.9%	0.8%	0.8%
% of Patients satisfied with the dentistry they have received	1	1	N/A	93.5%	93.4%	93.4%
% of Patients satisfied with the time they had to wait for an appointment	1	1	N/A	89.0%	86.8%	87.6%

* This is based on patients treated on this contract for their most recent course of treatment. Figures in italics indicate the base number of FP17s or Patient Questionnaire responses are less than 100. N/A is shown where the base number of responses is less than 10 during the period. % is calculated as Quantity/Base number*100

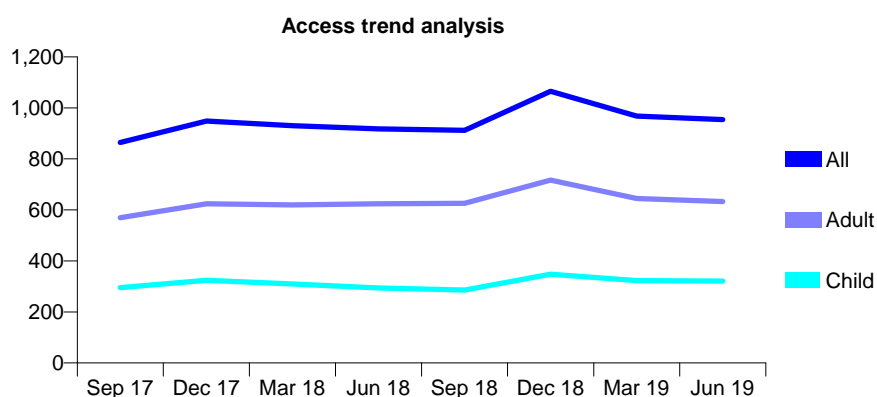
Q65 - Vital Signs At a Glance Contract Report for 100031/0000 - June 2019

Name or company name	Mr RK Hughes
Contract type name	GDS Contract
Purpose of contract	General
Contract start date	10/03/2016
Contract end date	

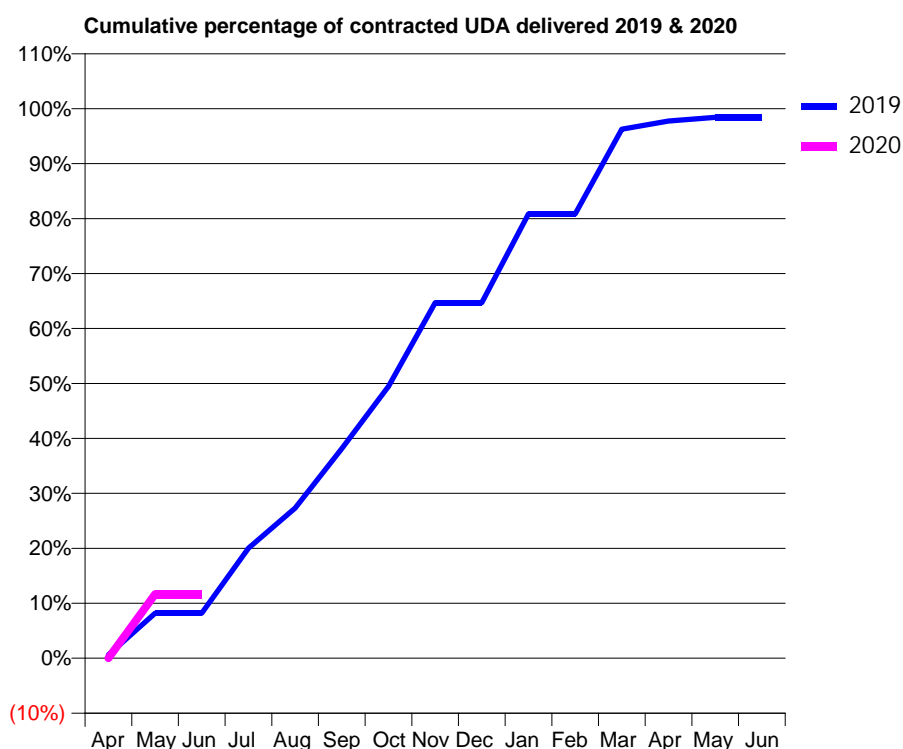
19/20 Contracted general activity (UDA)	2,268
Carry forward general activity (UDA)	0
19/20 Contracted orthodontic activity (UOA)	0
Carry forward orthodontic activity (UOA)	0
Baseline contract value	£54,618.15

ACCESS*

Patients seen in 24 months	Total	Change since previous quarter
Quarter ending June 2018	918	
Quarter ending September 2018	912	→
Quarter ending December 2018	1,065	↑
Quarter ending March 2019	968	↓
Quarter ending June 2019	954	↓
Variance since June 2018	3.9%	↑



ACTIVITY



Month	Adjusted Scheduled Activity (UDA)	
	2019	2020
April	14	0
May	186	264
June	186	264
July	454	
August	620	
September	865	
October	1,122	
November	1,468	
December	1,468	
January	1,833	
February	1,833	
March	2,183	
April	2,217	
May	2,232	
June	2,232	

QUALITY

	Quantity	Base Number	Contract	AT	Region	England
% of FP17s for the same patient ID Re-attending within 3 months - Children	8	72	11.1%	9.0%	10.6%	11.4%
% of FP17s for the same patient ID Re-attending within 3 months - Adults	10	132	7.6%	13.8%	15.2%	15.4%
% of FP17s for the same patient ID Re-attending between 3 & 9 months - Children	51	72	70.8%	63.0%	62.3%	59.8%
% of FP17s for the same patient ID Re-attending between 3 & 9 months - Adults	90	132	68.2%	53.8%	53.3%	52.1%
% of FP17s for Band 1 Urgent Courses	12	182	6.6%	9.3%	9.7%	9.2%
% of FP17s Relating to Free Repair or Replacements	1	182	0.5%	0.7%	0.6%	0.7%
% of FP17s Relating to Continuations	1	182	0.5%	0.9%	0.8%	0.8%
% of Patients satisfied with the dentistry they have received	2	2	N/A	93.5%	93.4%	93.4%
% of Patients satisfied with the time they had to wait for an appointment	2	2	N/A	89.0%	86.8%	87.6%

* This is based on patients treated on this contract for their most recent course of treatment.

Figures in italics indicate the base number of FP17s or Patient Questionnaire responses are less than 100. N/A is shown where the base number of responses is less than 10 during the period. % is calculated as Quantity/Base number*100

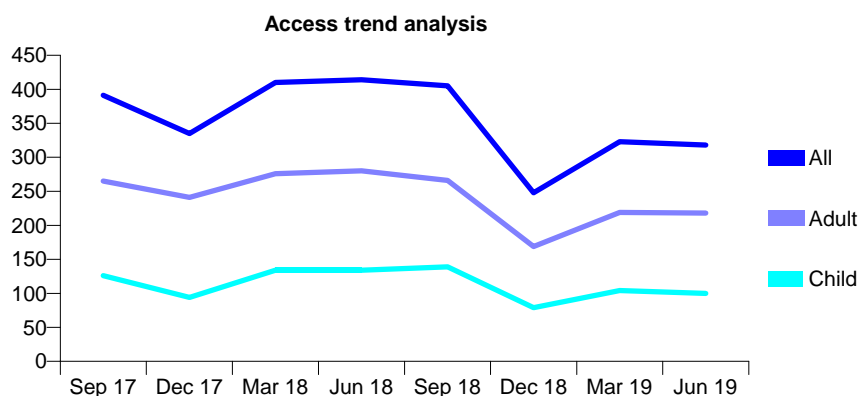
Q65 - Vital Signs At a Glance Contract Report for 100032/0000 - June 2019

Name or company name	Mr RK Hughes
Contract type name	GDS Contract
Purpose of contract	General
Contract start date	10/03/2016
Contract end date	

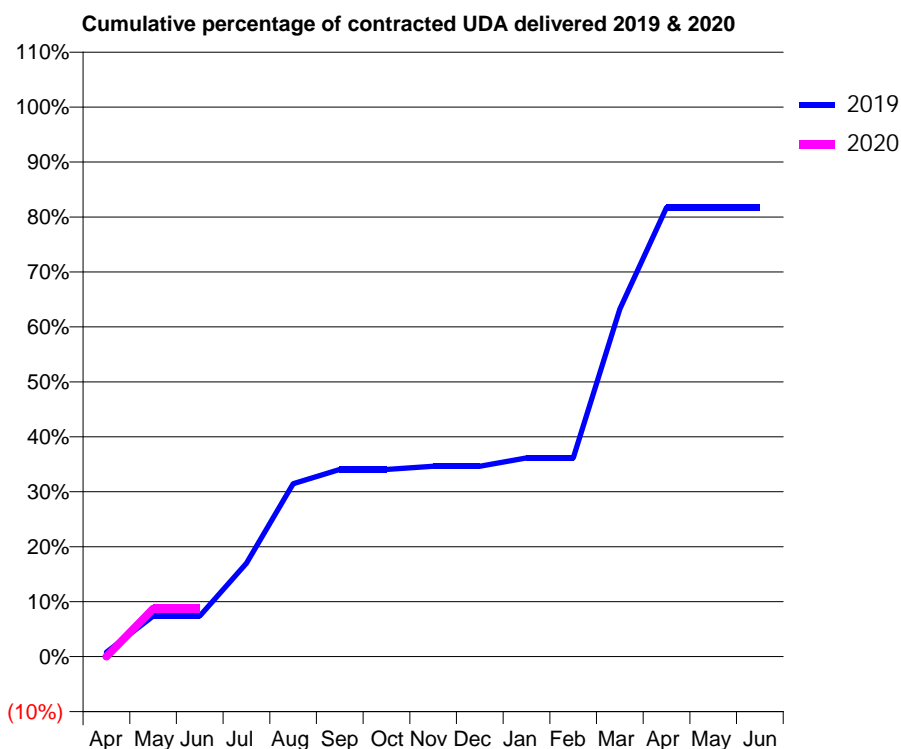
19/20 Contracted general activity (UDA)	850
Carry forward general activity (UDA)	0
19/20 Contracted orthodontic activity (UOA)	0
Carry forward orthodontic activity (UOA)	0
Baseline contract value	£17,993.46

ACCESS*

Patients seen in 24 months	Total	Change since previous quarter
Quarter ending June 2018	414	
Quarter ending September 2018	405	↓
Quarter ending December 2018	248	↓
Quarter ending March 2019	323	↑
Quarter ending June 2019	318	↓
Variance since June 2018	(23.2%)	↓



ACTIVITY



Month	Adjusted Scheduled Activity (UDA)	
	2019	2020
April	7	0
May	63	74
June	63	74
July	144	
August	267	
September	289	
October	289	
November	294	
December	294	
January	307	
February	307	
March	537	
April	695	
May	695	
June	695	

QUALITY

	Quantity	Base Number	Contract	AT	Region	England
% of FP17s for the same patient ID Re-attending within 3 months - Children	1	51	2.0%	9.0%	10.6%	11.4%
% of FP17s for the same patient ID Re-attending within 3 months - Adults	2	99	2.0%	13.8%	15.2%	15.4%
% of FP17s for the same patient ID Re-attending between 3 & 9 months - Children	6	51	11.8%	63.0%	62.3%	59.8%
% of FP17s for the same patient ID Re-attending between 3 & 9 months - Adults	8	99	8.1%	53.8%	53.3%	52.1%
% of FP17s for Band 1 Urgent Courses	1	58	1.7%	9.3%	9.7%	9.2%
% of FP17s Relating to Free Repair or Replacements	0	58	0.0%	0.7%	0.6%	0.7%
% of FP17s Relating to Continuations	0	58	0.0%	0.9%	0.8%	0.8%
% of Patients satisfied with the dentistry they have received	0	0	N/A	93.5%	93.4%	93.4%
% of Patients satisfied with the time they had to wait for an appointment	0	0	N/A	89.0%	86.8%	87.6%

* This is based on patients treated on this contract for their most recent course of treatment. Figures in italics indicate the base number of FP17s or Patient Questionnaire responses are less than 100. N/A is shown where the base number of responses is less than 10 during the period. % is calculated as Quantity/Base number*100

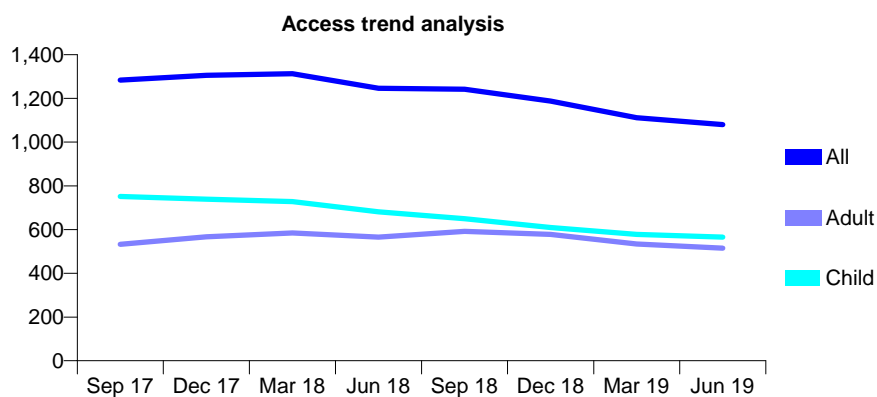
Q65 - Vital Signs At a Glance Contract Report for 100071/0000 - June 2019

Name or company name	Yarde House Partnership
Contract type name	GDS Contract
Purpose of contract	General
Contract start date	24/03/2016
Contract end date	

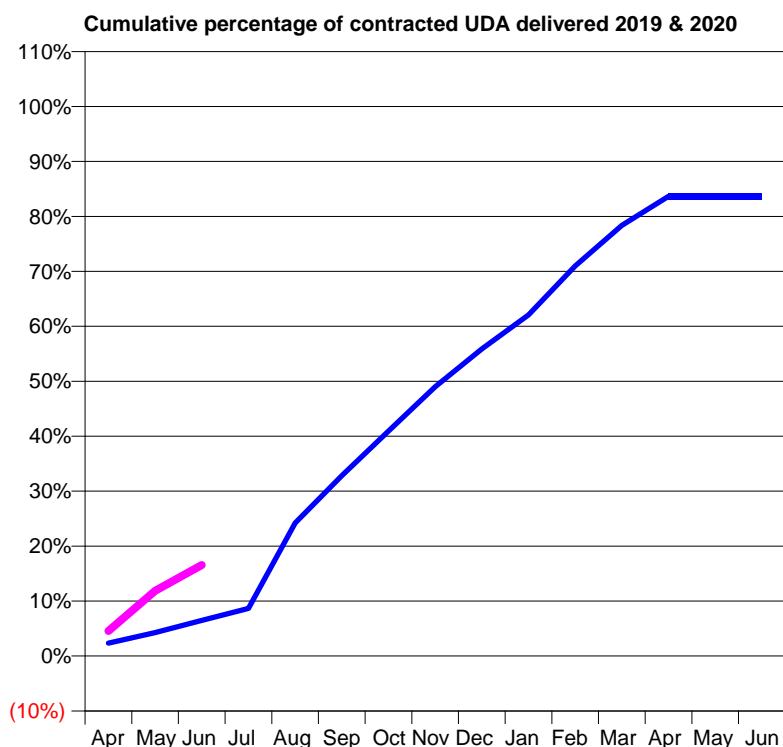
19/20 Contracted general activity (UDA)	2,600
Carry forward general activity (UDA)	0
19/20 Contracted orthodontic activity (UOA)	0
Carry forward orthodontic activity (UOA)	0
Baseline contract value	£65,907.39

ACCESS*

Patients seen in 24 months	Total	Change since previous quarter
Quarter ending June 2018	1,246	
Quarter ending September 2018	1,242	→
Quarter ending December 2018	1,188	↓
Quarter ending March 2019	1,112	↓
Quarter ending June 2019	1,080	↓
Variance since June 2018	(13.3%)	↓



ACTIVITY



Month	Adjusted Scheduled Activity (UDA)	
	2019	2020
April	61	119
May	111	309
June	169	431
July	226	
August	629	
September	853	
October	1,064	
November	1,274	
December	1,453	
January	1,614	
February	1,846	
March	2,037	
April	2,175	
May	2,175	
June	2,175	

QUALITY

	Quantity	Base Number	Contract	AT	Region	England
% of FP17s for the same patient ID Re-attending within 3 months - Children	10	192	5.2%	9.0%	10.6%	11.4%
% of FP17s for the same patient ID Re-attending within 3 months - Adults	19	157	12.1%	13.8%	15.2%	15.4%
% of FP17s for the same patient ID Re-attending between 3 & 9 months - Children	121	192	63.0%	63.0%	62.3%	59.8%
% of FP17s for the same patient ID Re-attending between 3 & 9 months - Adults	91	157	58.0%	53.8%	53.3%	52.1%
% of FP17s for Band 1 Urgent Courses	23	290	7.9%	9.3%	9.7%	9.2%
% of FP17s Relating to Free Repair or Replacements	1	290	0.3%	0.7%	0.6%	0.7%
% of FP17s Relating to Continuations	3	290	1.0%	0.9%	0.8%	0.8%
% of Patients satisfied with the dentistry they have received	2	2	N/A	93.5%	93.4%	93.4%
% of Patients satisfied with the time they had to wait for an appointment	1	2	N/A	89.0%	86.8%	87.6%

* This is based on patients treated on this contract for their most recent course of treatment. Figures in italics indicate the base number of FP17s or Patient Questionnaire responses are less than 100. N/A is shown where the base number of responses is less than 10 during the period. % is calculated as Quantity/Base number*100

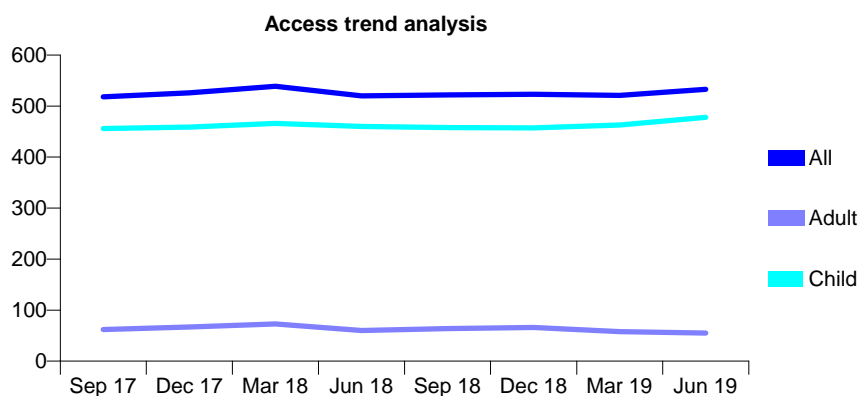
Q65 - Vital Signs At a Glance Contract Report for 100080/0000 - June 2019

Name or company name	Monika Molnar
Contract type name	GDS Contract
Purpose of contract	General
Contract start date	01/04/2016
Contract end date	

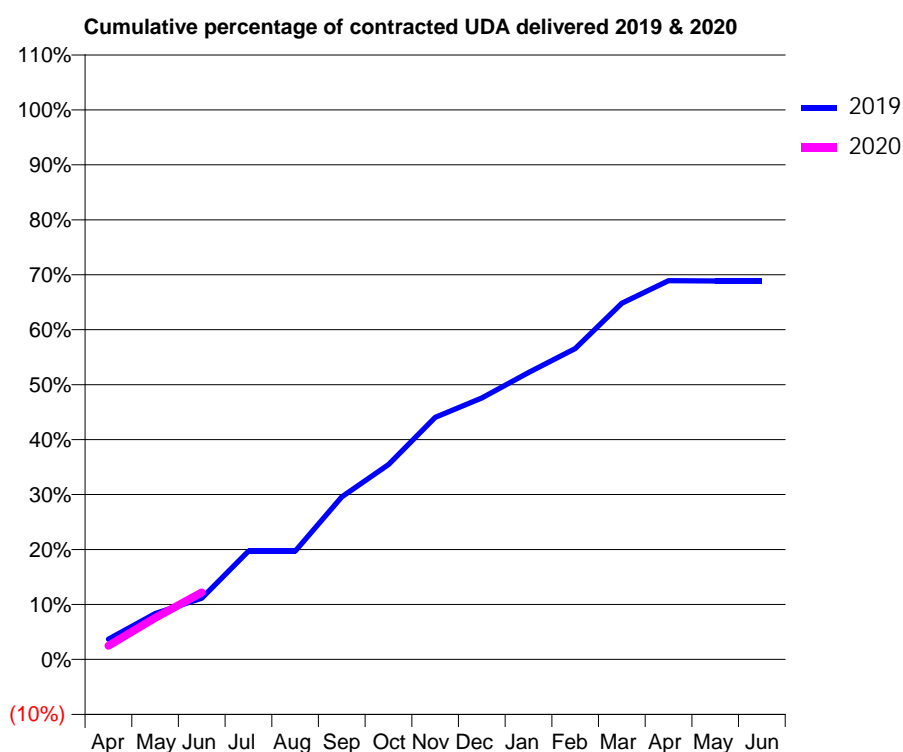
19/20 Contracted general activity (UDA)	1,611
Carry forward general activity (UDA)	0
19/20 Contracted orthodontic activity (UOA)	0
Carry forward orthodontic activity (UOA)	0
Baseline contract value	£38,015.60

ACCESS*

Patients seen in 24 months	Total	Change since previous quarter
Quarter ending June 2018	520	
Quarter ending September 2018	522	→
Quarter ending December 2018	523	→
Quarter ending March 2019	521	→
Quarter ending June 2019	533	↑
Variance since June 2018	2.5%	↑



ACTIVITY



Month	Adjusted Scheduled Activity (UDA)	
	2019	2020
April	60	40
May	134	122
June	180	197
July	318	
August	318	
September	476	
October	571	
November	710	
December	767	
January	841	
February	912	
March	1,044	
April	1,110	
May	1,109	
June	1,109	

QUALITY

	Quantity	Base Number	Contract	AT	Region	England
% of FP17s for the same patient ID Re-attending within 3 months - Children	8	198	4.0%	9.0%	10.6%	11.4%
% of FP17s for the same patient ID Re-attending within 3 months - Adults	1	7	14.3%	13.8%	15.2%	15.4%
% of FP17s for the same patient ID Re-attending between 3 & 9 months - Children	131	198	66.2%	63.0%	62.3%	59.8%
% of FP17s for the same patient ID Re-attending between 3 & 9 months - Adults	3	7	42.9%	53.8%	53.3%	52.1%
% of FP17s for Band 1 Urgent Courses	3	166	1.8%	9.3%	9.7%	9.2%
% of FP17s Relating to Free Repair or Replacements	0	166	0.0%	0.7%	0.6%	0.7%
% of FP17s Relating to Continuations	0	166	0.0%	0.9%	0.8%	0.8%
% of Patients satisfied with the dentistry they have received	0	0	N/A	93.5%	93.4%	93.4%
% of Patients satisfied with the time they had to wait for an appointment	0	0	N/A	89.0%	86.8%	87.6%

* This is based on patients treated on this contract for their most recent course of treatment. Figures in italics indicate the base number of FP17s or Patient Questionnaire responses are less than 100. N/A is shown where the base number of responses is less than 10 during the period. % is calculated as Quantity/Base number*100

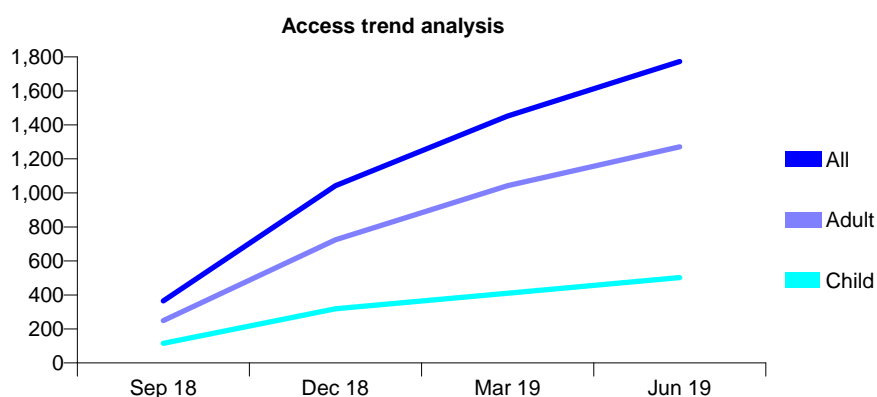
Q65 - Vital Signs At a Glance Contract Report for 100792/0000 - June 2019

Name or company name	Mr MJ Brown
Contract type name	PDS Contract
Purpose of contract	General
Contract start date	01/07/2018
Contract end date	30/06/2020

19/20 Contracted general activity (UDA)	8,800
Carry forward general activity (UDA)	0
19/20 Contracted orthodontic activity (UOA)	0
Carry forward orthodontic activity (UOA)	0
Baseline contract value	£225,150.02

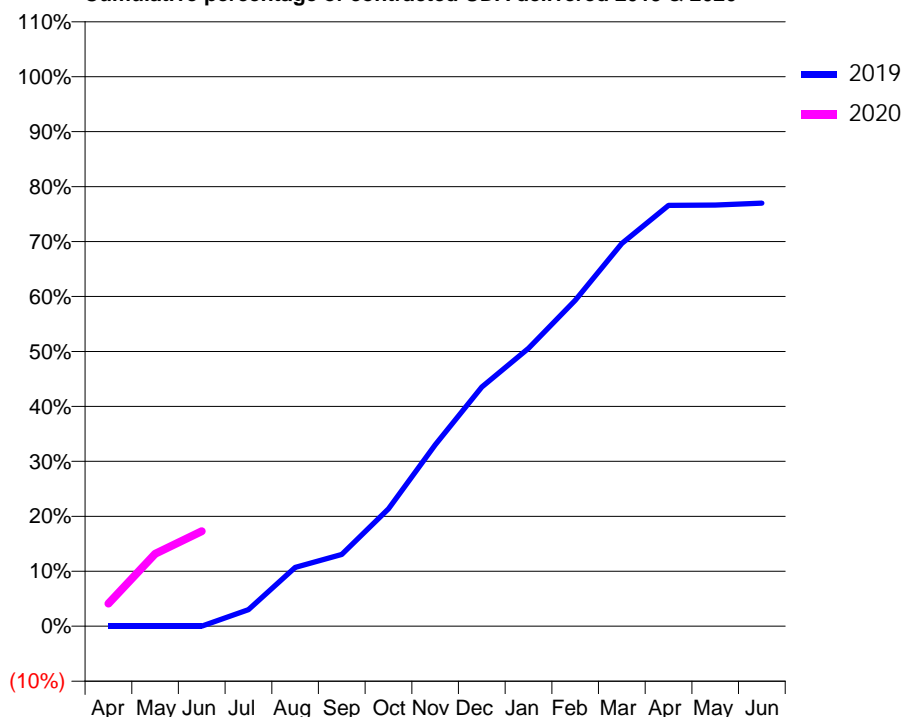
ACCESS*

Patients seen in 24 months	Total	Change since previous quarter
Quarter ending June 2018	0	
Quarter ending September 2018	365	↑
Quarter ending December 2018	1,043	↑
Quarter ending March 2019	1,452	↑
Quarter ending June 2019	1,773	↑
Variance since June 2018	N/A	



ACTIVITY

Cumulative percentage of contracted UDA delivered 2019 & 2020



Adjusted Scheduled Activity (UDA)

Month	2019	2020
April	0	361
May	0	1,161
June	0	1,522
July	199	
August	707	
September	862	
October	1,410	
November	2,180	
December	2,872	
January	3,337	
February	3,914	
March	4,596	
April	5,055	
May	5,057	
June	5,082	

QUALITY

	Quantity	Base Number	Contract	AT	Region	England
% of FP17s for the same patient ID Re-attending within 3 months - Children	13	202	6.4%	9.0%	10.6%	11.4%
% of FP17s for the same patient ID Re-attending within 3 months - Adults	58	612	9.5%	13.8%	15.2%	15.4%
% of FP17s for the same patient ID Re-attending between 3 & 9 months - Children	55	202	27.2%	63.0%	62.3%	59.8%
% of FP17s for the same patient ID Re-attending between 3 & 9 months - Adults	125	612	20.4%	53.8%	53.3%	52.1%
% of FP17s for Band 1 Urgent Courses	58	611	9.5%	9.3%	9.7%	9.2%
% of FP17s Relating to Free Repair or Replacements	4	611	0.7%	0.7%	0.6%	0.7%
% of FP17s Relating to Continuations	0	611	0.0%	0.9%	0.8%	0.8%
% of Patients satisfied with the dentistry they have received	9	11	81.8%	93.5%	93.4%	93.4%
% of Patients satisfied with the time they had to wait for an appointment	11	11	100.0%	89.0%	86.8%	87.6%

* This is based on patients treated on this contract for their most recent course of treatment.

Figures in italics indicate the base number of FP17s or Patient Questionnaire responses are less than 100. N/A is shown where the base number of responses is less than 10 during the period. % is calculated as Quantity/Base number*100

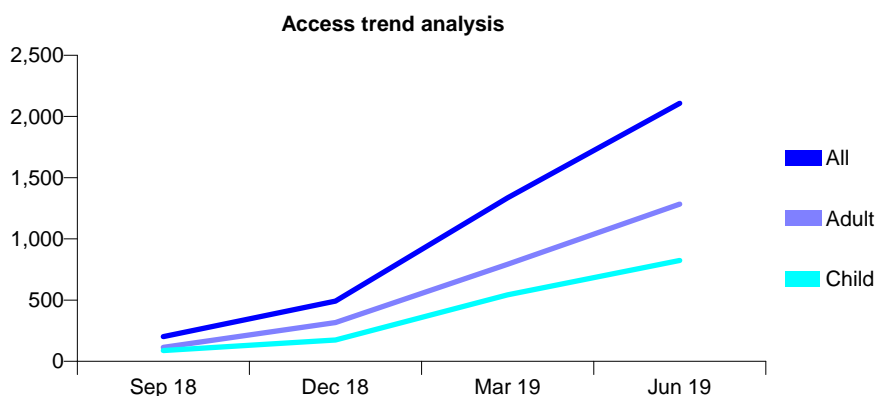
Q65 - Vital Signs At a Glance Contract Report for 100810/0000 - June 2019

Name or company name	Hartcliffe Dental Practice Partnership
Contract type name	GDS Contract
Purpose of contract	General
Contract start date	04/07/2018
Contract end date	

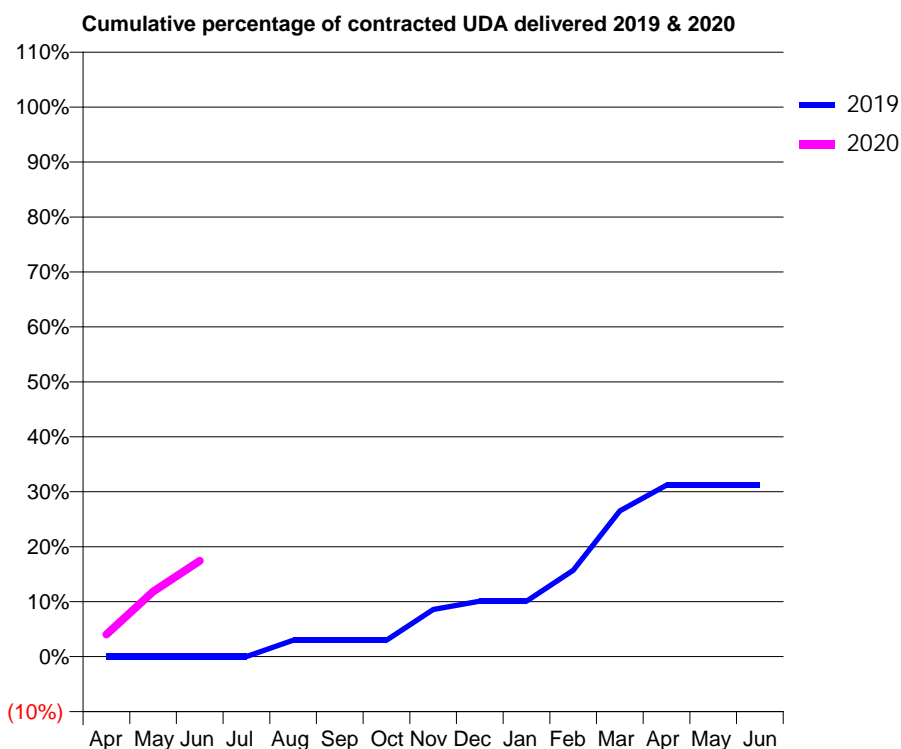
19/20 Contracted general activity (UDA)	15,000
Carry forward general activity (UDA)	0
19/20 Contracted orthodontic activity (UOA)	0
Carry forward orthodontic activity (UOA)	0
Baseline contract value	£318,895.91

ACCESS*

Patients seen in 24 months	Total	Change since previous quarter
Quarter ending June 2018	0	
Quarter ending September 2018	202	↑
Quarter ending December 2018	492	↑
Quarter ending March 2019	1,335	↑
Quarter ending June 2019	2,108	↑
Variance since June 2018	N/A	



ACTIVITY



Month	Adjusted Scheduled Activity (UDA)	
	2019	2020
April	0	607
May	0	1,778
June	0	2,616
July	0	
August	350	
September	350	
October	350	
November	1,002	
December	1,176	
January	1,176	
February	1,833	
March	3,093	
April	3,641	
May	3,645	
June	3,645	

QUALITY

	Quantity	Base Number	Contract	AT	Region	England
% of FP17s for the same patient ID Re-attending within 3 months - Children	34	404	8.4%	9.0%	10.6%	11.4%
% of FP17s for the same patient ID Re-attending within 3 months - Adults	132	734	18.0%	13.8%	15.2%	15.4%
% of FP17s for the same patient ID Re-attending between 3 & 9 months - Children	46	404	11.4%	63.0%	62.3%	59.8%
% of FP17s for the same patient ID Re-attending between 3 & 9 months - Adults	74	734	10.1%	53.8%	53.3%	52.1%
% of FP17s for Band 1 Urgent Courses	141	931	15.1%	9.3%	9.7%	9.2%
% of FP17s Relating to Free Repair or Replacements	8	931	0.9%	0.7%	0.6%	0.7%
% of FP17s Relating to Continuations	3	931	0.3%	0.9%	0.8%	0.8%
% of Patients satisfied with the dentistry they have received	0	0	N/A	93.5%	93.4%	93.4%
% of Patients satisfied with the time they had to wait for an appointment	0	0	N/A	89.0%	86.8%	87.6%

* This is based on patients treated on this contract for their most recent course of treatment. Figures in italics indicate the base number of FP17s or Patient Questionnaire responses are less than 100. N/A is shown where the base number of responses is less than 10 during the period. % is calculated as Quantity/Base number*100

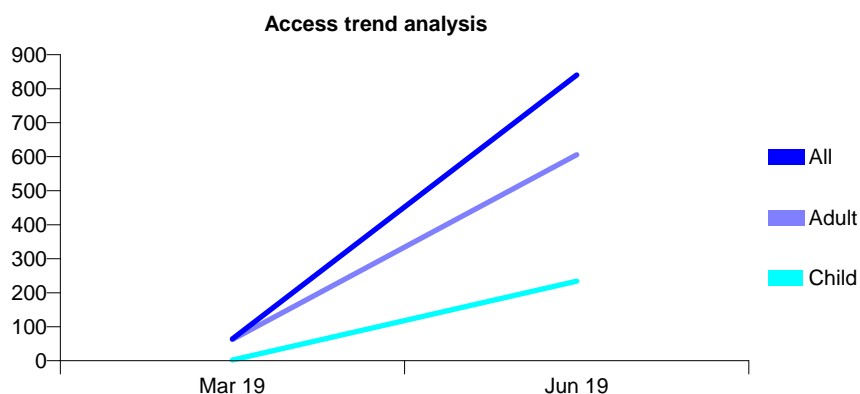
Q65 - Vital Signs At a Glance Contract Report for 100888/0000 - June 2019

Name or company name	IDH Limited
Contract type name	PDS Contract
Purpose of contract	General
Contract start date	01/11/2018
Contract end date	31/10/2023

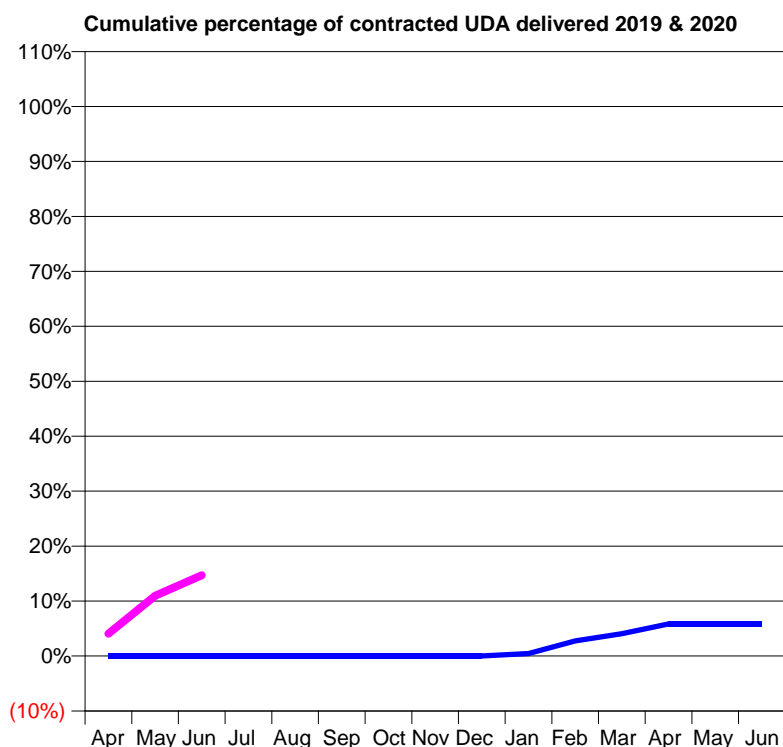
19/20 Contracted general activity (UDA)	8,000
Carry forward general activity (UDA)	0
19/20 Contracted orthodontic activity (UOA)	0
Carry forward orthodontic activity (UOA)	0
Baseline contract value	£204,681.84

ACCESS*

Patients seen in 24 months	Total	Change since previous quarter
Quarter ending June 2018	0	
Quarter ending September 2018	0	
Quarter ending December 2018	0	
Quarter ending March 2019	64	
Quarter ending June 2019	840	↑
Variance since June 2018	N/A	



ACTIVITY



Month	Adjusted Scheduled Activity (UDA)	
	2019	2020
April	0	325
May	0	877
June	0	1,175
July	0	
August	0	
September	0	
October	0	
November	0	
December	0	
January	15	
February	92	
March	135	
April	195	
May	195	
June	195	

QUALITY

	Quantity	Base Number	Contract	AT	Region	England
% of FP17s for the same patient ID Re-attending within 3 months - Children	1	192	0.5%	9.0%	10.6%	11.4%
% of FP17s for the same patient ID Re-attending within 3 months - Adults	6	438	1.4%	13.8%	15.2%	15.4%
% of FP17s for the same patient ID Re-attending between 3 & 9 months - Children	0	192	0.0%	63.0%	62.3%	59.8%
% of FP17s for the same patient ID Re-attending between 3 & 9 months - Adults	0	438	0.0%	53.8%	53.3%	52.1%
% of FP17s for Band 1 Urgent Courses	12	602	2.0%	9.3%	9.7%	9.2%
% of FP17s Relating to Free Repair or Replacements	0	602	0.0%	0.7%	0.6%	0.7%
% of FP17s Relating to Continuations	10	602	1.7%	0.9%	0.8%	0.8%
% of Patients satisfied with the dentistry they have received	0	0	N/A	93.5%	93.4%	93.4%
% of Patients satisfied with the time they had to wait for an appointment	0	0	N/A	89.0%	86.8%	87.6%

* This is based on patients treated on this contract for their most recent course of treatment. Figures in italics indicate the base number of FP17s or Patient Questionnaire responses are less than 100. N/A is shown where the base number of responses is less than 10 during the period. % is calculated as Quantity/Base number*100

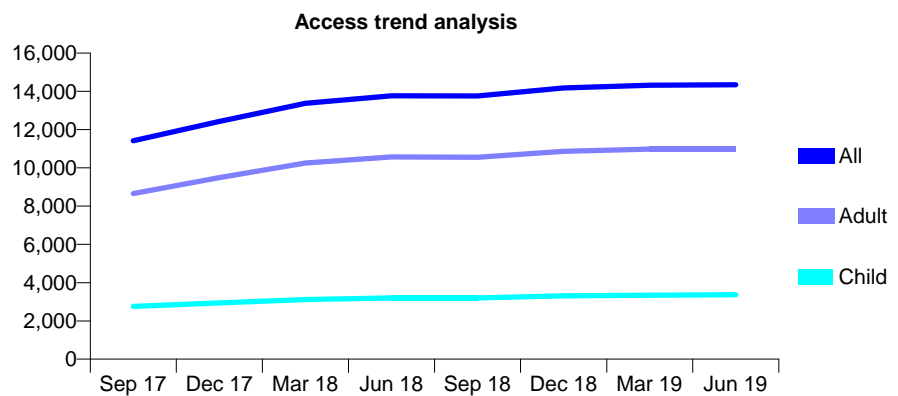
Q65 - Vital Signs At a Glance Contract Report for 101192/0002 - June 2019

Name or company name	Community Dental Centres Ltd
Contract type name	GDS Contract
Purpose of contract	General
Contract start date	01/04/2006
Contract end date	

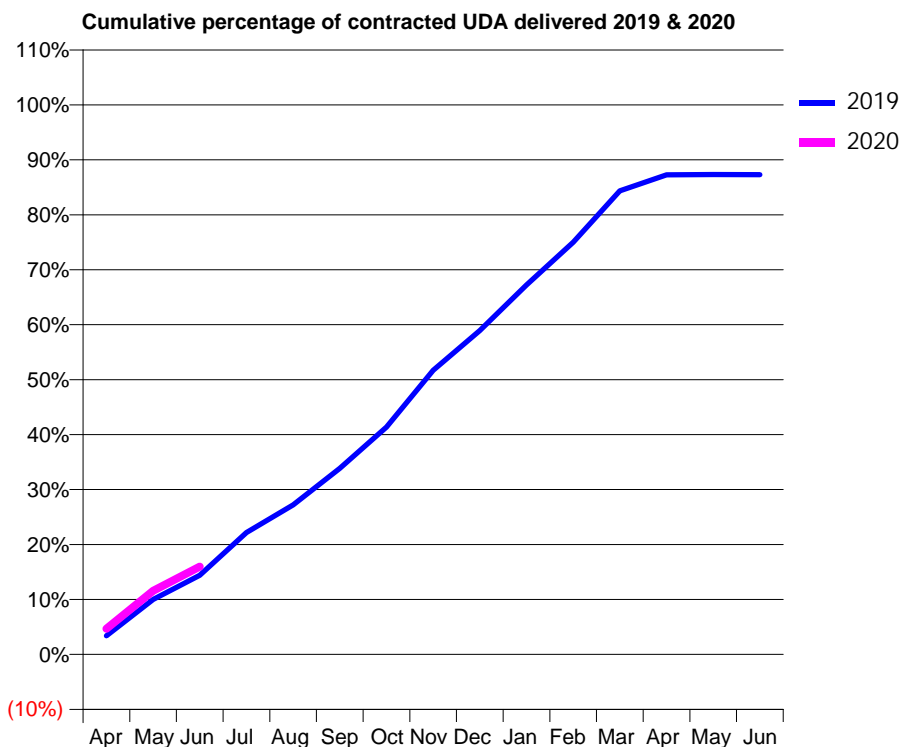
19/20 Contracted general activity (UDA)	45,767
Carry forward general activity (UDA)	0
19/20 Contracted orthodontic activity (UOA)	0
Carry forward orthodontic activity (UOA)	0
Baseline contract value	£1,108,455.47

ACCESS*

Patients seen in 24 months	Total	Change since previous quarter
Quarter ending June 2018	13,766	
Quarter ending September 2018	13,758	→
Quarter ending December 2018	14,178	↑
Quarter ending March 2019	14,318	→
Quarter ending June 2019	14,344	→
Variance since June 2018	4.2%	↑



ACTIVITY



Month	2019	2020
April	1,359	2,140
May	4,029	5,298
June	5,803	7,314
July	8,936	
August	10,959	
September	13,638	
October	16,657	
November	20,816	
December	23,727	
January	27,073	
February	30,200	
March	33,975	
April	35,145	
May	35,160	
June	35,150	

QUALITY

	Quantity	Base Number	Contract	AT	Region	England
% of FP17s for the same patient ID Re-attending within 3 months - Children	56	995	5.6%	9.0%	10.6%	11.4%
% of FP17s for the same patient ID Re-attending within 3 months - Adults	340	3,216	10.6%	13.8%	15.2%	15.4%
% of FP17s for the same patient ID Re-attending between 3 & 9 months - Children	572	995	57.5%	63.0%	62.3%	59.8%
% of FP17s for the same patient ID Re-attending between 3 & 9 months - Adults	1,699	3,216	52.8%	53.8%	53.3%	52.1%
% of FP17s for Band 1 Urgent Courses	297	3,669	8.1%	9.3%	9.7%	9.2%
% of FP17s Relating to Free Repair or Replacements	19	3,669	0.5%	0.7%	0.6%	0.7%
% of FP17s Relating to Continuations	23	3,669	0.6%	0.9%	0.8%	0.8%
% of Patients satisfied with the dentistry they have received	3	4	N/A	93.5%	93.4%	93.4%
% of Patients satisfied with the time they had to wait for an appointment	4	4	N/A	89.0%	86.8%	87.6%

* This is based on patients treated on this contract for their most recent course of treatment. Figures in italics indicate the base number of FP17s or Patient Questionnaire responses are less than 100. N/A is shown where the base number of responses is less than 10 during the period. % is calculated as Quantity/Base number*100

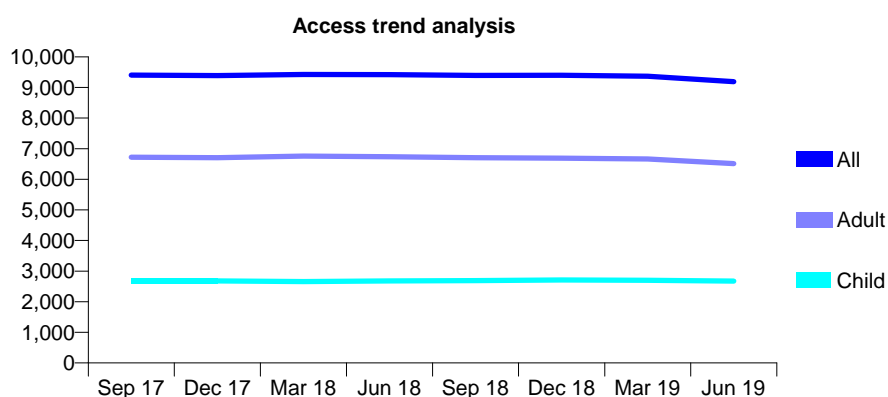
Q65 - Vital Signs At a Glance Contract Report for 101192/0006 - June 2019

Name or company name	Community Dental Centres Ltd
Contract type name	GDS Contract
Purpose of contract	General
Contract start date	01/04/2006
Contract end date	

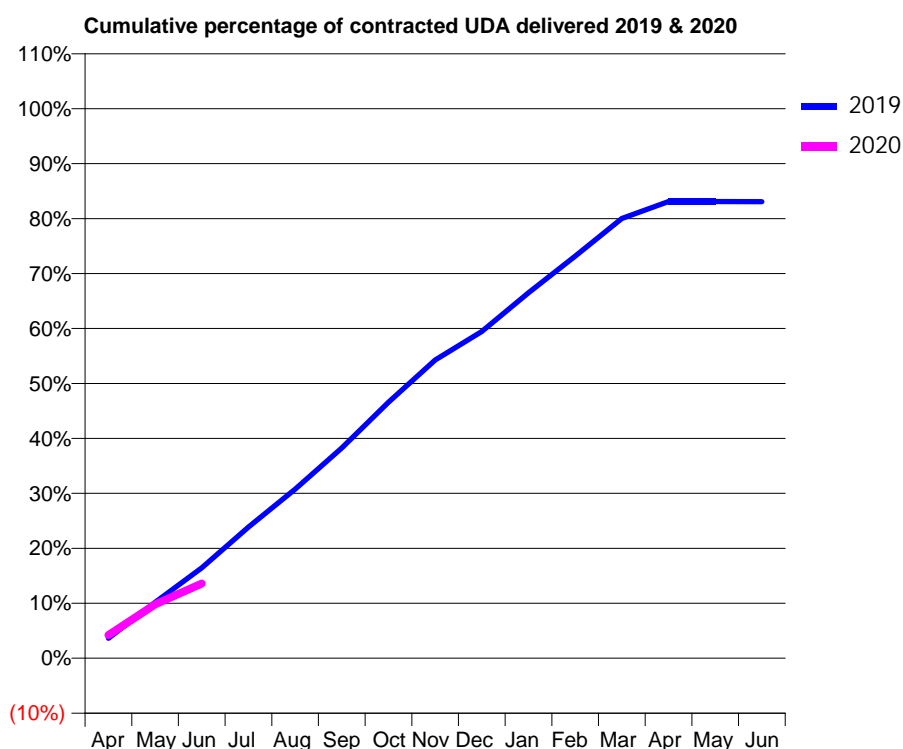
19/20 Contracted general activity (UDA)	28,047
Carry forward general activity (UDA)	0
19/20 Contracted orthodontic activity (UOA)	0
Carry forward orthodontic activity (UOA)	0
Baseline contract value	£757,038.16

ACCESS*

Patients seen in 24 months	Total	Change since previous quarter
Quarter ending June 2018	9,419	
Quarter ending September 2018	9,393	→
Quarter ending December 2018	9,401	→
Quarter ending March 2019	9,365	→
Quarter ending June 2019	9,187	↓
Variance since June 2018	(2.5%)	↓



ACTIVITY



Month	2019	2020
April	982	1,179
May	2,754	2,752
June	4,444	3,814
July	6,455	
August	8,325	
September	10,345	
October	12,598	
November	14,679	
December	16,083	
January	17,990	
February	19,791	
March	21,645	
April	22,476	
May	22,473	
June	22,472	

QUALITY

	Quantity	Base Number	Contract	AT	Region	England
% of FP17s for the same patient ID Re-attending within 3 months - Children	43	832	5.2%	9.0%	10.6%	11.4%
% of FP17s for the same patient ID Re-attending within 3 months - Adults	194	1,709	11.4%	13.8%	15.2%	15.4%
% of FP17s for the same patient ID Re-attending between 3 & 9 months - Children	572	832	68.8%	63.0%	62.3%	59.8%
% of FP17s for the same patient ID Re-attending between 3 & 9 months - Adults	873	1,709	51.1%	53.8%	53.3%	52.1%
% of FP17s for Band 1 Urgent Courses	142	2,113	6.7%	9.3%	9.7%	9.2%
% of FP17s Relating to Free Repair or Replacements	8	2,113	0.4%	0.7%	0.6%	0.7%
% of FP17s Relating to Continuations	33	2,113	1.6%	0.9%	0.8%	0.8%
% of Patients satisfied with the dentistry they have received	5	5	N/A	93.5%	93.4%	93.4%
% of Patients satisfied with the time they had to wait for an appointment	5	5	N/A	89.0%	86.8%	87.6%

* This is based on patients treated on this contract for their most recent course of treatment.

Figures in italics indicate the base number of FP17s or Patient Questionnaire responses are less than 100. N/A is shown where the base number of responses is less than 10 during the period. % is calculated as Quantity/Base number*100

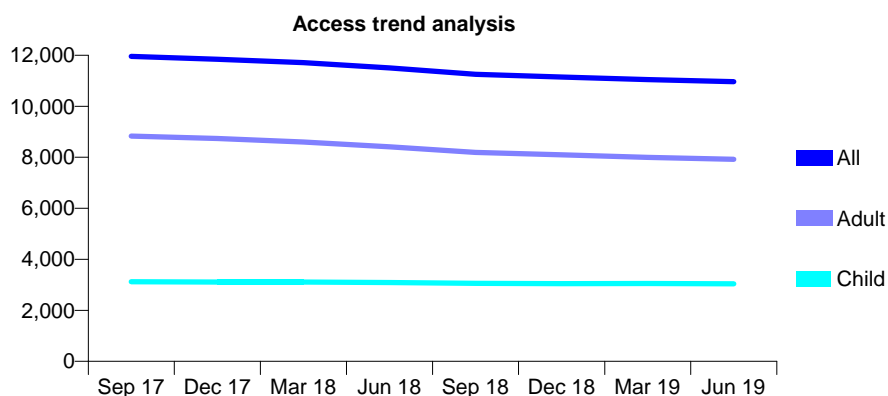
Q65 - Vital Signs At a Glance Contract Report for 101192/0009 - June 2019

Name or company name	Community Dental Centres Ltd
Contract type name	GDS Contract
Purpose of contract	General
Contract start date	01/04/2006
Contract end date	

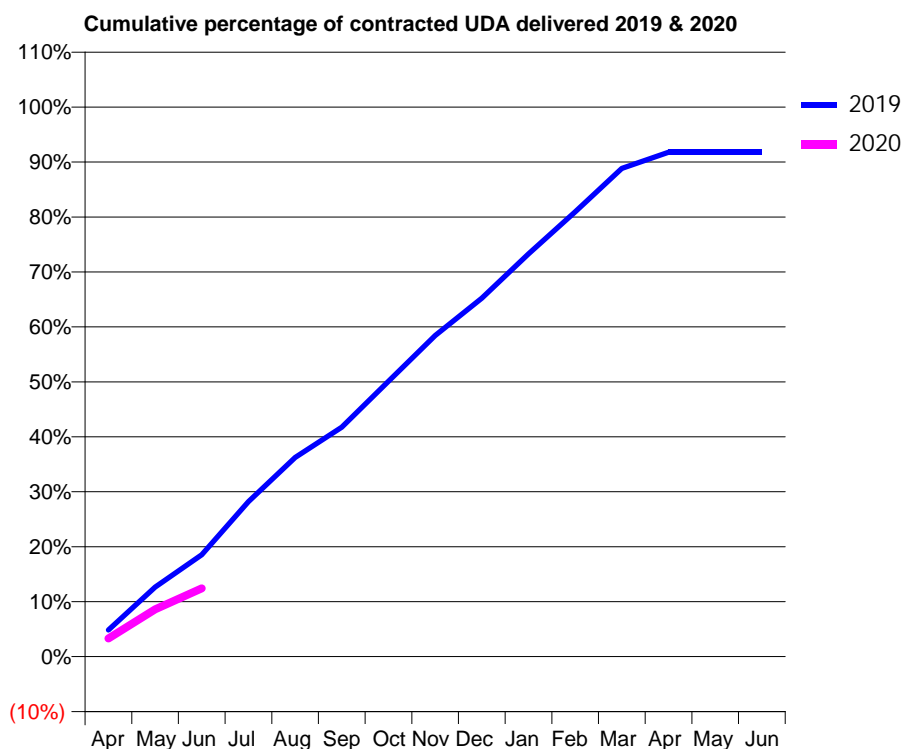
19/20 Contracted general activity (UDA)	41,308
Carry forward general activity (UDA)	0
19/20 Contracted orthodontic activity (UOA)	0
Carry forward orthodontic activity (UOA)	0
Baseline contract value	£1,080,747.36

ACCESS*

Patients seen in 24 months	Total	Change since previous quarter
Quarter ending June 2018	11,505	
Quarter ending September 2018	11,254	↓
Quarter ending December 2018	11,144	→
Quarter ending March 2019	11,047	→
Quarter ending June 2019	10,962	→
Variance since June 2018	(4.7%)	↓



ACTIVITY



Month	Adjusted Scheduled Activity (UDA)	
	2019	2020
April	1,594	1,364
May	4,167	3,554
June	6,103	5,134
July	9,288	
August	11,931	
September	13,746	
October	16,499	
November	19,235	
December	21,475	
January	24,133	
February	26,653	
March	29,252	
April	30,216	
May	30,214	
June	30,214	

QUALITY

	Quantity	Base Number	Contract	AT	Region	England
% of FP17s for the same patient ID Re-attending within 3 months - Children	51	985	5.2%	9.0%	10.6%	11.4%
% of FP17s for the same patient ID Re-attending within 3 months - Adults	214	2,379	9.0%	13.8%	15.2%	15.4%
% of FP17s for the same patient ID Re-attending between 3 & 9 months - Children	650	985	66.0%	63.0%	62.3%	59.8%
% of FP17s for the same patient ID Re-attending between 3 & 9 months - Adults	1,240	2,379	52.1%	53.8%	53.3%	52.1%
% of FP17s for Band 1 Urgent Courses	254	2,862	8.9%	9.3%	9.7%	9.2%
% of FP17s Relating to Free Repair or Replacements	17	2,862	0.6%	0.7%	0.6%	0.7%
% of FP17s Relating to Continuations	5	2,862	0.2%	0.9%	0.8%	0.8%
% of Patients satisfied with the dentistry they have received	8	8	N/A	93.5%	93.4%	93.4%
% of Patients satisfied with the time they had to wait for an appointment	8	8	N/A	89.0%	86.8%	87.6%

* This is based on patients treated on this contract for their most recent course of treatment. Figures in italics indicate the base number of FP17s or Patient Questionnaire responses are less than 100. N/A is shown where the base number of responses is less than 10 during the period. % is calculated as Quantity/Base number*100

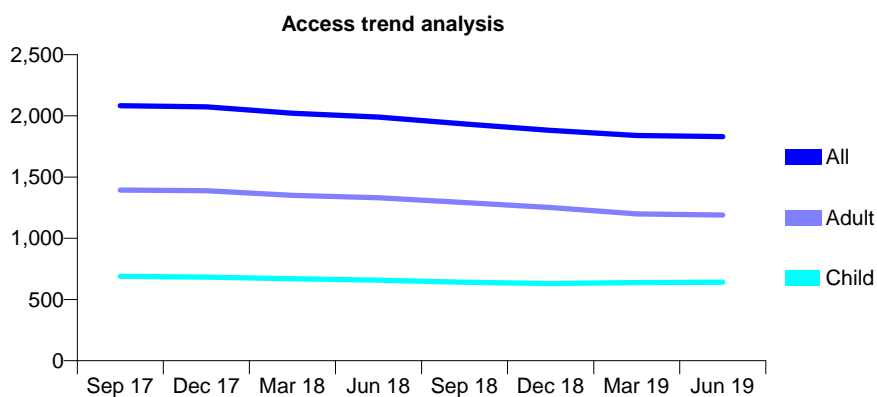
Q65 - Vital Signs At a Glance Contract Report for 101281/0080 - June 2019

Name or company name	OASIS DENTAL CARE LTD
Contract type name	GDS Contract
Purpose of contract	General
Contract start date	01/04/2006
Contract end date	

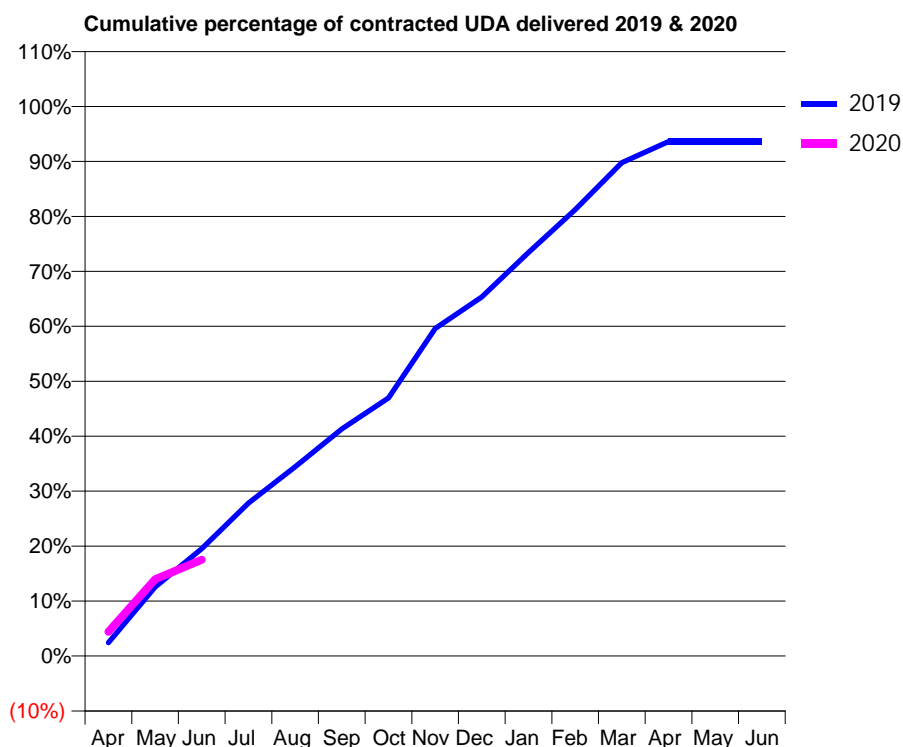
19/20 Contracted general activity (UDA)	4,535
Carry forward general activity (UDA)	0
19/20 Contracted orthodontic activity (UOA)	0
Carry forward orthodontic activity (UOA)	0
Baseline contract value	£99,183.80

ACCESS*

Patients seen in 24 months	Total	Change since previous quarter
Quarter ending June 2018	1,991	
Quarter ending September 2018	1,934	↓
Quarter ending December 2018	1,882	↓
Quarter ending March 2019	1,839	↓
Quarter ending June 2019	1,831	→
Variance since June 2018	(8.0%)	↓



ACTIVITY



Month	Adjusted Scheduled Activity (UDA)	
	2019	2020
April	111	200
May	570	634
June	886	794
July	1,262	
August	1,562	
September	1,874	
October	2,130	
November	2,703	
December	2,964	
January	3,330	
February	3,684	
March	4,072	
April	4,246	
May	4,246	
June	4,246	

QUALITY

	Quantity	Base Number	Contract	AT	Region	England
% of FP17s for the same patient ID Re-attending within 3 months - Children	10	218	4.6%	9.0%	10.6%	11.4%
% of FP17s for the same patient ID Re-attending within 3 months - Adults	51	351	14.5%	13.8%	15.2%	15.4%
% of FP17s for the same patient ID Re-attending between 3 & 9 months - Children	140	218	64.2%	63.0%	62.3%	59.8%
% of FP17s for the same patient ID Re-attending between 3 & 9 months - Adults	170	351	48.4%	53.8%	53.3%	52.1%
% of FP17s for Band 1 Urgent Courses	44	481	9.1%	9.3%	9.7%	9.2%
% of FP17s Relating to Free Repair or Replacements	1	481	0.2%	0.7%	0.6%	0.7%
% of FP17s Relating to Continuations	1	481	0.2%	0.9%	0.8%	0.8%
% of Patients satisfied with the dentistry they have received	0	0	N/A	93.5%	93.4%	93.4%
% of Patients satisfied with the time they had to wait for an appointment	0	0	N/A	89.0%	86.8%	87.6%

* This is based on patients treated on this contract for their most recent course of treatment. Figures in italics indicate the base number of FP17s or Patient Questionnaire responses are less than 100. N/A is shown where the base number of responses is less than 10 during the period. % is calculated as Quantity/Base number*100

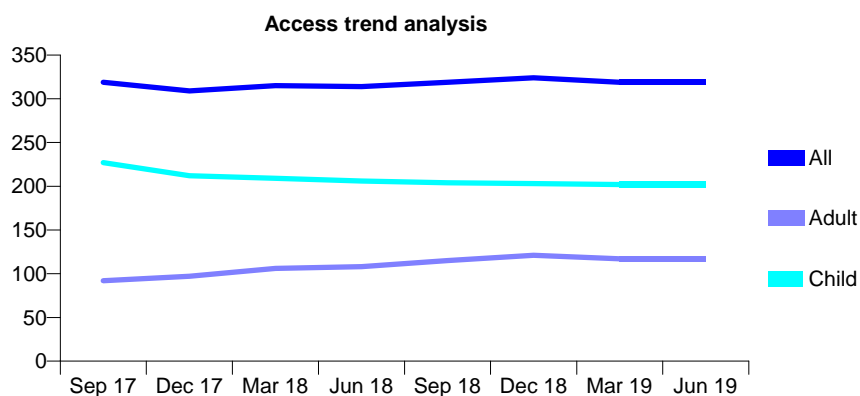
Q65 - Vital Signs At a Glance Contract Report for 101281/0085 - June 2019

Name or company name	OASIS DENTAL CARE LTD
Contract type name	GDS Contract
Purpose of contract	General
Contract start date	01/04/2006
Contract end date	

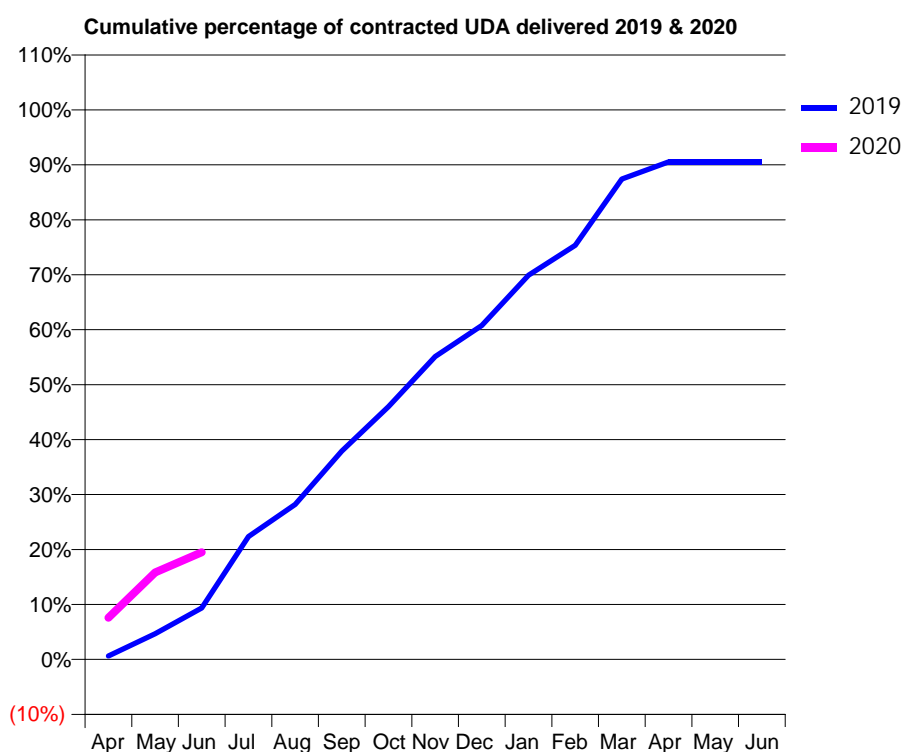
19/20 Contracted general activity (UDA)	517
Carry forward general activity (UDA)	0
19/20 Contracted orthodontic activity (UOA)	0
Carry forward orthodontic activity (UOA)	0
Baseline contract value	£11,272.10

ACCESS*

Patients seen in 24 months	Total	Change since previous quarter
Quarter ending June 2018	314	
Quarter ending September 2018	319	→
Quarter ending December 2018	324	→
Quarter ending March 2019	319	↓
Quarter ending June 2019	319	→
Variance since June 2018	1.6%	→



ACTIVITY



Month	Adjusted Scheduled Activity (UDA)	
	2019	2020
April	3	39
May	24	82
June	48	101
July	116	
August	146	
September	196	
October	238	
November	285	
December	314	
January	361	
February	390	
March	452	
April	468	
May	468	
June	468	

QUALITY

	Quantity	Base Number	Contract	AT	Region	England
% of FP17s for the same patient ID Re-attending within 3 months - Children	3	63	4.8%	9.0%	10.6%	11.4%
% of FP17s for the same patient ID Re-attending within 3 months - Adults	0	20	0.0%	13.8%	15.2%	15.4%
% of FP17s for the same patient ID Re-attending between 3 & 9 months - Children	43	63	68.3%	63.0%	62.3%	59.8%
% of FP17s for the same patient ID Re-attending between 3 & 9 months - Adults	11	20	55.0%	53.8%	53.3%	52.1%
% of FP17s for Band 1 Urgent Courses	4	78	5.1%	9.3%	9.7%	9.2%
% of FP17s Relating to Free Repair or Replacements	0	78	0.0%	0.7%	0.6%	0.7%
% of FP17s Relating to Continuations	0	78	0.0%	0.9%	0.8%	0.8%
% of Patients satisfied with the dentistry they have received	4	4	N/A	93.5%	93.4%	93.4%
% of Patients satisfied with the time they had to wait for an appointment	1	4	N/A	89.0%	86.8%	87.6%

* This is based on patients treated on this contract for their most recent course of treatment. Figures in italics indicate the base number of FP17s or Patient Questionnaire responses are less than 100. N/A is shown where the base number of responses is less than 10 during the period. % is calculated as Quantity/Base number*100

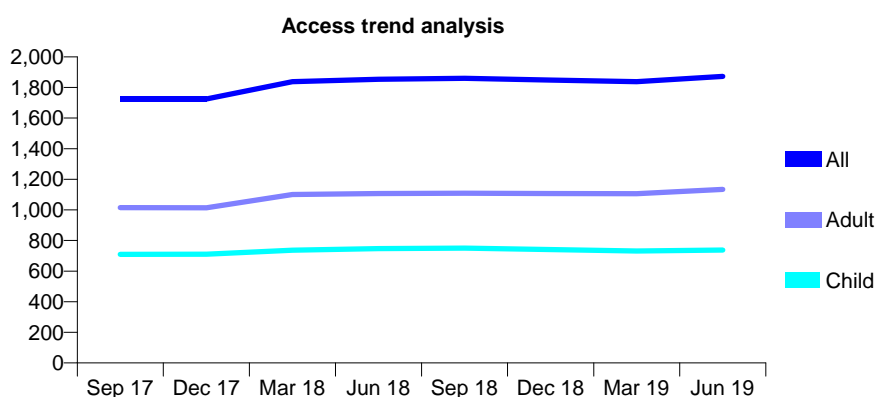
Q65 - Vital Signs At a Glance Contract Report for 101281/0094 - June 2019

Name or company name	OASIS DENTAL CARE LTD
Contract type name	GDS Contract
Purpose of contract	General
Contract start date	01/04/2006
Contract end date	

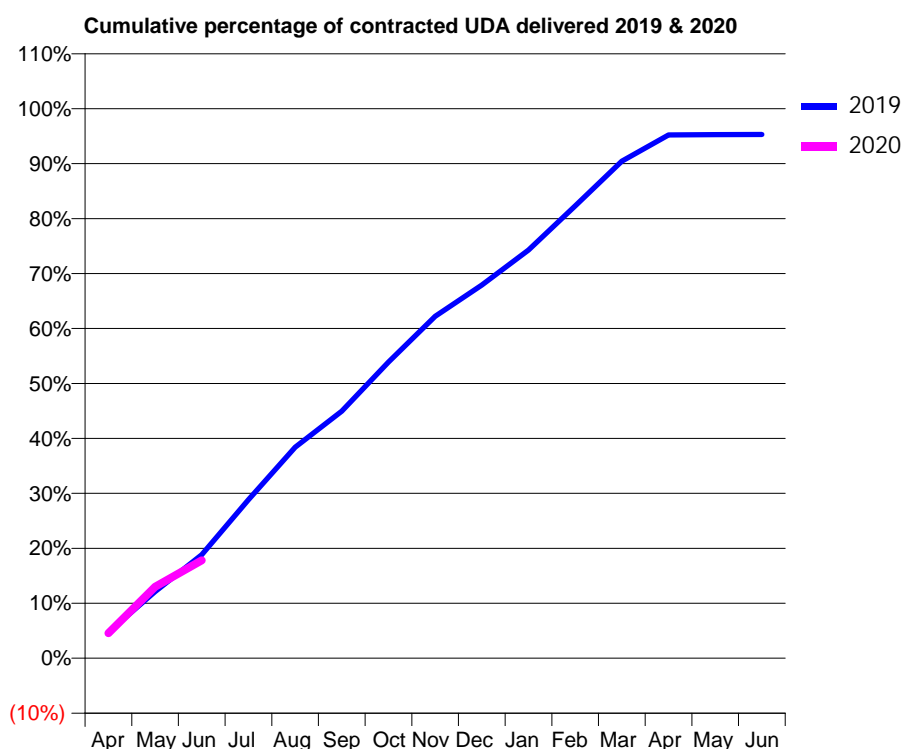
19/20 Contracted general activity (UDA)	5,393
Carry forward general activity (UDA)	0
19/20 Contracted orthodontic activity (UOA)	0
Carry forward orthodontic activity (UOA)	0
Baseline contract value	£124,779.77

ACCESS*

Patients seen in 24 months	Total	Change since previous quarter
Quarter ending June 2018	1,854	
Quarter ending September 2018	1,860	→
Quarter ending December 2018	1,848	→
Quarter ending March 2019	1,838	→
Quarter ending June 2019	1,872	→
Variance since June 2018	1.0%	→



ACTIVITY



Month	2019	2020
April	256	245
May	653	702
June	1,015	960
July	1,556	
August	2,072	
September	2,425	
October	2,906	
November	3,354	
December	3,661	
January	4,005	
February	4,440	
March	4,877	
April	5,134	
May	5,138	
June	5,140	

QUALITY

	Quantity	Base Number	Contract	AT	Region	England
% of FP17s for the same patient ID Re-attending within 3 months - Children	16	239	6.7%	9.0%	10.6%	11.4%
% of FP17s for the same patient ID Re-attending within 3 months - Adults	54	426	12.7%	13.8%	15.2%	15.4%
% of FP17s for the same patient ID Re-attending between 3 & 9 months - Children	143	239	59.8%	63.0%	62.3%	59.8%
% of FP17s for the same patient ID Re-attending between 3 & 9 months - Adults	222	426	52.1%	53.8%	53.3%	52.1%
% of FP17s for Band 1 Urgent Courses	27	562	4.8%	9.3%	9.7%	9.2%
% of FP17s Relating to Free Repair or Replacements	4	562	0.7%	0.7%	0.6%	0.7%
% of FP17s Relating to Continuations	14	562	2.5%	0.9%	0.8%	0.8%
% of Patients satisfied with the dentistry they have received	2	2	N/A	93.5%	93.4%	93.4%
% of Patients satisfied with the time they had to wait for an appointment	2	2	N/A	89.0%	86.8%	87.6%

* This is based on patients treated on this contract for their most recent course of treatment.

Figures in italics indicate the base number of FP17s or Patient Questionnaire responses are less than 100. N/A is shown where the base number of responses is less than 10 during the period. % is calculated as Quantity/Base number*100

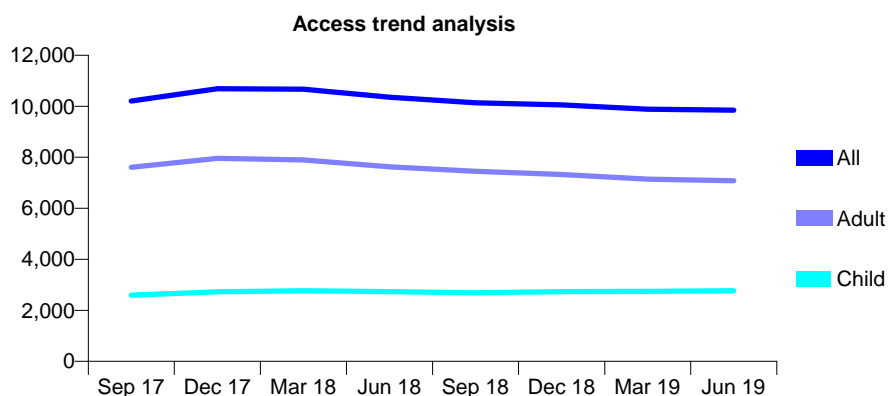
Q65 - Vital Signs At a Glance Contract Report for 101281/0226 - June 2019

Name or company name	OASIS DENTAL CARE LTD
Contract type name	GDS Contract
Purpose of contract	General
Contract start date	24/11/2010
Contract end date	

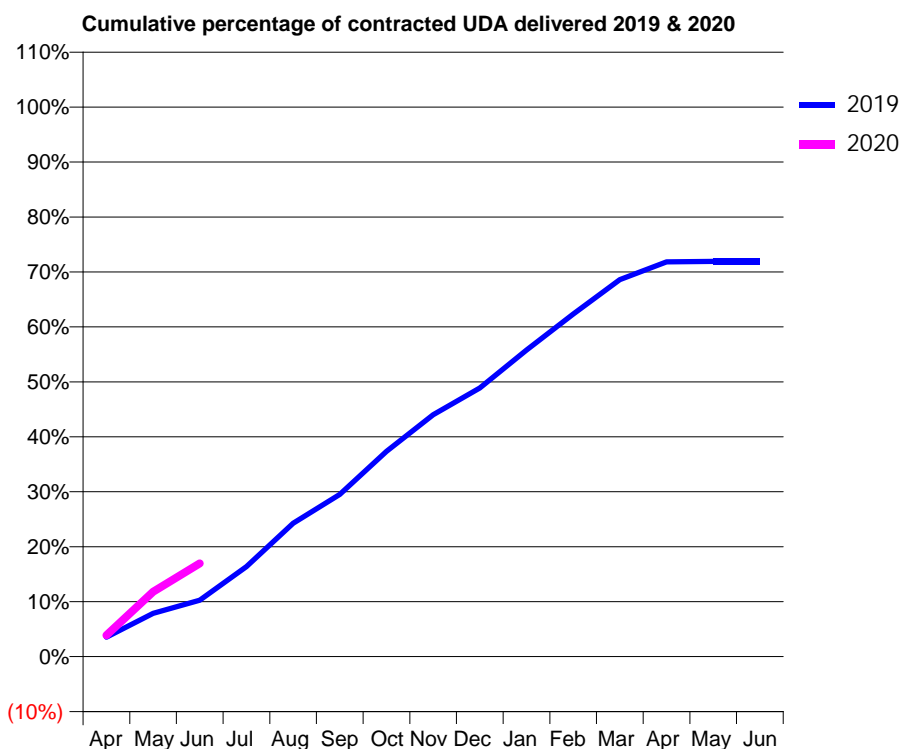
19/20 Contracted general activity (UDA)	31,290
Carry forward general activity (UDA)	0
19/20 Contracted orthodontic activity (UOA)	0
Carry forward orthodontic activity (UOA)	0
Baseline contract value	£860,637.15

ACCESS*

Patients seen in 24 months	Total	Change since previous quarter
Quarter ending June 2018	10,357	
Quarter ending September 2018	10,136	↓
Quarter ending December 2018	10,059	→
Quarter ending March 2019	9,883	↓
Quarter ending June 2019	9,850	→
Variance since June 2018	(4.9%)	↓



ACTIVITY



Month	Adjusted Scheduled Activity (UDA)	
	2019	2020
April	1,115	1,219
May	2,465	3,695
June	3,214	5,310
July	5,131	
August	7,600	
September	9,234	
October	11,692	
November	13,769	
December	15,300	
January	17,455	
February	19,500	
March	21,462	
April	22,476	
May	22,505	
June	22,506	

QUALITY

	Quantity	Base Number	Contract	AT	Region	England
% of FP17s for the same patient ID Re-attending within 3 months - Children	67	922	7.3%	9.0%	10.6%	11.4%
% of FP17s for the same patient ID Re-attending within 3 months - Adults	306	2,206	13.9%	13.8%	15.2%	15.4%
% of FP17s for the same patient ID Re-attending between 3 & 9 months - Children	439	922	47.6%	63.0%	62.3%	59.8%
% of FP17s for the same patient ID Re-attending between 3 & 9 months - Adults	975	2,206	44.2%	53.8%	53.3%	52.1%
% of FP17s for Band 1 Urgent Courses	291	2,593	11.2%	9.3%	9.7%	9.2%
% of FP17s Relating to Free Repair or Replacements	27	2,593	1.0%	0.7%	0.6%	0.7%
% of FP17s Relating to Continuations	46	2,593	1.8%	0.9%	0.8%	0.8%
% of Patients satisfied with the dentistry they have received	0	0	N/A	93.5%	93.4%	93.4%
% of Patients satisfied with the time they had to wait for an appointment	0	0	N/A	89.0%	86.8%	87.6%

* This is based on patients treated on this contract for their most recent course of treatment. Figures in italics indicate the base number of FP17s or Patient Questionnaire responses are less than 100. N/A is shown where the base number of responses is less than 10 during the period. % is calculated as Quantity/Base number*100

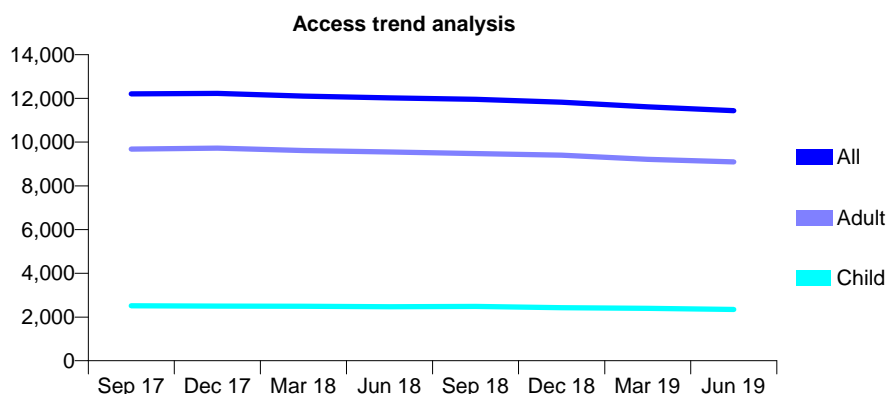
Q65 - Vital Signs At a Glance Contract Report for 101281/0253 - June 2019

Name or company name	OASIS DENTAL CARE LTD
Contract type name	GDS Contract
Purpose of contract	General
Contract start date	05/04/2013
Contract end date	

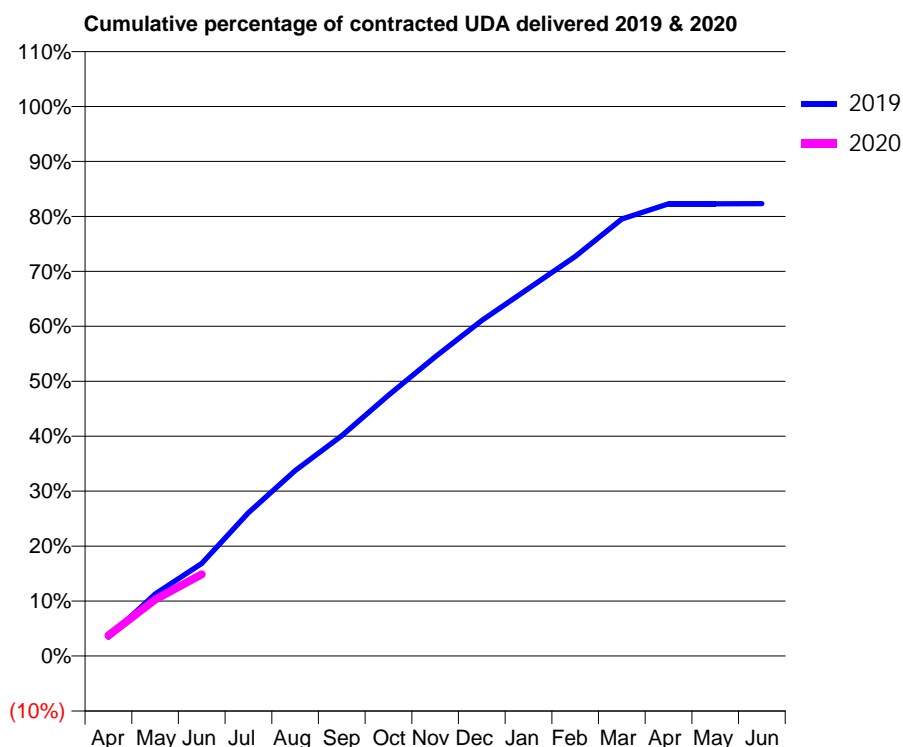
19/20 Contracted general activity (UDA)	41,045
Carry forward general activity (UDA)	0
19/20 Contracted orthodontic activity (UOA)	0
Carry forward orthodontic activity (UOA)	0
Baseline contract value	£1,239,607.16

ACCESS*

Patients seen in 24 months	Total	Change since previous quarter
Quarter ending June 2018	12,022	
Quarter ending September 2018	11,957	→
Quarter ending December 2018	11,826	↓
Quarter ending March 2019	11,609	↓
Quarter ending June 2019	11,444	↓
Variance since June 2018	(4.8%)	↓



ACTIVITY



Month	Adjusted Scheduled Activity (UDA)	
	2019	2020
April	1,411	1,542
May	4,634	4,217
June	6,919	6,096
July	10,705	
August	13,845	
September	16,448	
October	19,481	
November	22,343	
December	25,061	
January	27,452	
February	29,845	
March	32,638	
April	33,774	
May	33,769	
June	33,779	

QUALITY

	Quantity	Base Number	Contract	AT	Region	England
% of FP17s for the same patient ID Re-attending within 3 months - Children	51	828	6.2%	9.0%	10.6%	11.4%
% of FP17s for the same patient ID Re-attending within 3 months - Adults	486	2,991	16.2%	13.8%	15.2%	15.4%
% of FP17s for the same patient ID Re-attending between 3 & 9 months - Children	599	828	72.3%	63.0%	62.3%	59.8%
% of FP17s for the same patient ID Re-attending between 3 & 9 months - Adults	1,843	2,991	61.6%	53.8%	53.3%	52.1%
% of FP17s for Band 1 Urgent Courses	341	3,250	10.5%	9.3%	9.7%	9.2%
% of FP17s Relating to Free Repair or Replacements	45	3,250	1.4%	0.7%	0.6%	0.7%
% of FP17s Relating to Continuations	20	3,250	0.6%	0.9%	0.8%	0.8%
% of Patients satisfied with the dentistry they have received	10	11	90.9%	93.5%	93.4%	93.4%
% of Patients satisfied with the time they had to wait for an appointment	11	11	100.0%	89.0%	86.8%	87.6%

* This is based on patients treated on this contract for their most recent course of treatment. Figures in italics indicate the base number of FP17s or Patient Questionnaire responses are less than 100. N/A is shown where the base number of responses is less than 10 during the period. % is calculated as Quantity/Base number*100

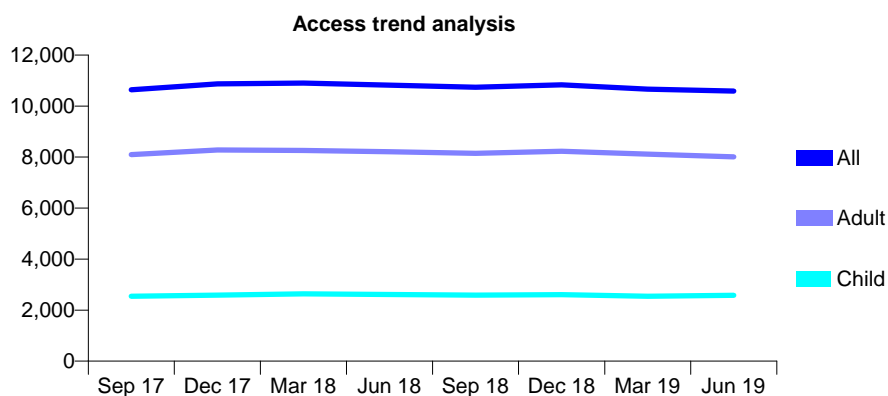
Q65 - Vital Signs At a Glance Contract Report for 101338/0029 - June 2019

Name or company name	Whitecross Dental Care Limited
Contract type name	GDS Contract
Purpose of contract	General
Contract start date	01/04/2006
Contract end date	

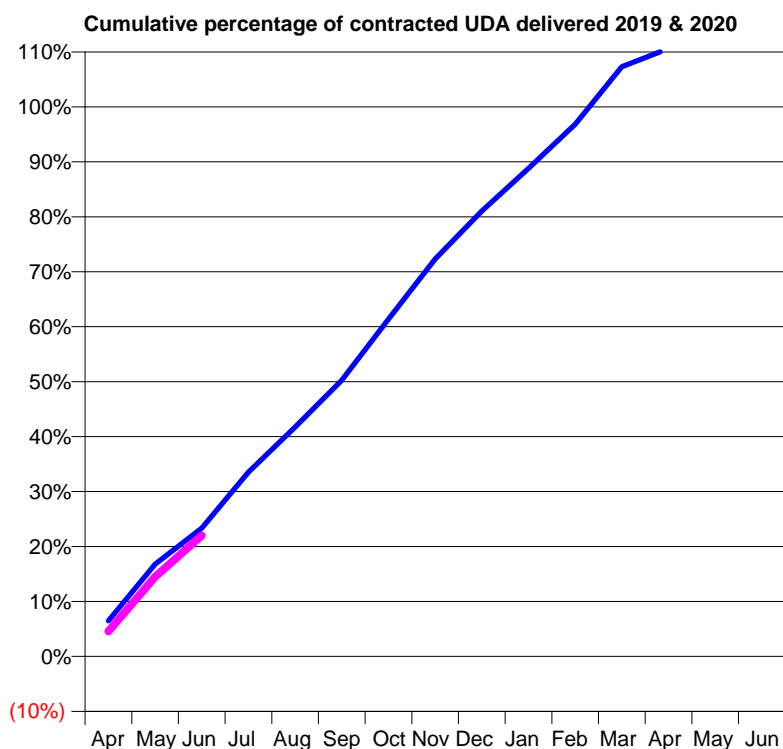
19/20 Contracted general activity (UDA)	22,095
Carry forward general activity (UDA)	0
19/20 Contracted orthodontic activity (UOA)	0
Carry forward orthodontic activity (UOA)	0
Baseline contract value	£475,973.47

ACCESS*

Patients seen in 24 months	Total	Change since previous quarter
Quarter ending June 2018	10,822	
Quarter ending September 2018	10,736	→
Quarter ending December 2018	10,830	→
Quarter ending March 2019	10,663	↓
Quarter ending June 2019	10,588	→
Variance since June 2018	(2.2%)	↓



ACTIVITY



Month	2019	2020
April	1,435	1,007
May	3,706	3,205
June	5,162	4,859
July	7,412	
August	9,227	
September	11,103	
October	13,561	
November	15,980	
December	17,908	
January	19,621	
February	21,394	
March	23,708	
April	24,441	
May	24,537	
June	24,550	

QUALITY

	Quantity	Base Number	Contract	AT	Region	England
% of FP17s for the same patient ID Re-attending within 3 months - Children	22	954	2.3%	9.0%	10.6%	11.4%
% of FP17s for the same patient ID Re-attending within 3 months - Adults	92	2,413	3.8%	13.8%	15.2%	15.4%
% of FP17s for the same patient ID Re-attending between 3 & 9 months - Children	592	954	62.1%	63.0%	62.3%	59.8%
% of FP17s for the same patient ID Re-attending between 3 & 9 months - Adults	1,262	2,413	52.3%	53.8%	53.3%	52.1%
% of FP17s for Band 1 Urgent Courses	69	2,910	2.4%	9.3%	9.7%	9.2%
% of FP17s Relating to Free Repair or Replacements	6	2,910	0.2%	0.7%	0.6%	0.7%
% of FP17s Relating to Continuations	13	2,910	0.4%	0.9%	0.8%	0.8%
% of Patients satisfied with the dentistry they have received	5	5	N/A	93.5%	93.4%	93.4%
% of Patients satisfied with the time they had to wait for an appointment	4	5	N/A	89.0%	86.8%	87.6%

* This is based on patients treated on this contract for their most recent course of treatment. Figures in italics indicate the base number of FP17s or Patient Questionnaire responses are less than 100. N/A is shown where the base number of responses is less than 10 during the period. % is calculated as Quantity/Base number*100

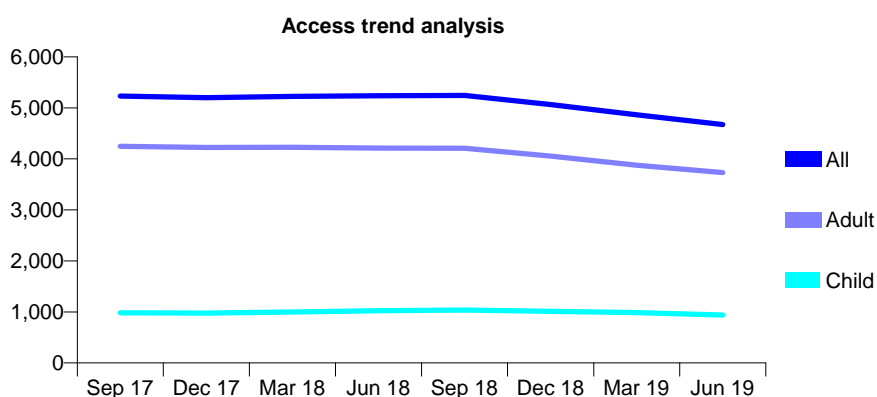
Q65 - Vital Signs At a Glance Contract Report for 101338/0060 - June 2019

Name or company name	Whitecross Dental Care Limited
Contract type name	GDS Contract
Purpose of contract	General
Contract start date	01/01/2008
Contract end date	

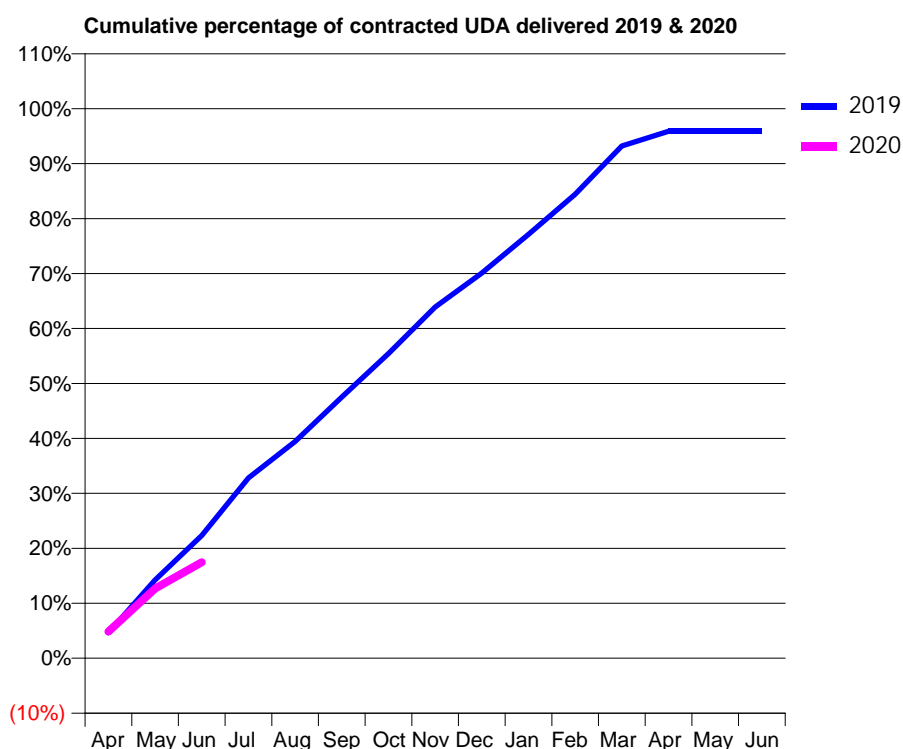
19/20 Contracted general activity (UDA)	15,000
Carry forward general activity (UDA)	0
19/20 Contracted orthodontic activity (UOA)	0
Carry forward orthodontic activity (UOA)	0
Baseline contract value	£403,060.94

ACCESS*

Patients seen in 24 months	Total	Change since previous quarter
Quarter ending June 2018	5,238	
Quarter ending September 2018	5,243	→
Quarter ending December 2018	5,066	↓
Quarter ending March 2019	4,863	↓
Quarter ending June 2019	4,673	↓
Variance since June 2018	(10.8%)	↓



ACTIVITY



Month	2019	2020
April	698	729
May	2,139	1,903
June	3,351	2,619
July	4,922	
August	5,916	
September	7,129	
October	8,316	
November	9,586	
December	10,511	
January	11,572	
February	12,666	
March	13,981	
April	14,384	
May	14,385	
June	14,384	

QUALITY

	Quantity	Base Number	Contract	AT	Region	England
% of FP17s for the same patient ID Re-attending within 3 months - Children	10	268	3.7%	9.0%	10.6%	11.4%
% of FP17s for the same patient ID Re-attending within 3 months - Adults	76	1,061	7.2%	13.8%	15.2%	15.4%
% of FP17s for the same patient ID Re-attending between 3 & 9 months - Children	194	268	72.4%	63.0%	62.3%	59.8%
% of FP17s for the same patient ID Re-attending between 3 & 9 months - Adults	570	1,061	53.7%	53.8%	53.3%	52.1%
% of FP17s for Band 1 Urgent Courses	30	1,154	2.6%	9.3%	9.7%	9.2%
% of FP17s Relating to Free Repair or Replacements	0	1,154	0.0%	0.7%	0.6%	0.7%
% of FP17s Relating to Continuations	8	1,154	0.7%	0.9%	0.8%	0.8%
% of Patients satisfied with the dentistry they have received	5	5	N/A	93.5%	93.4%	93.4%
% of Patients satisfied with the time they had to wait for an appointment	5	5	N/A	89.0%	86.8%	87.6%

* This is based on patients treated on this contract for their most recent course of treatment. Figures in italics indicate the base number of FP17s or Patient Questionnaire responses are less than 100. N/A is shown where the base number of responses is less than 10 during the period. % is calculated as Quantity/Base number*100

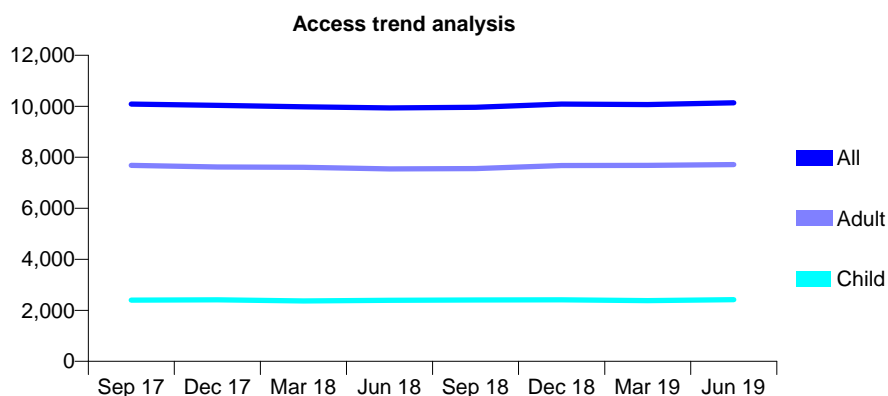
Q65 - Vital Signs At a Glance Contract Report for 101338/0066 - June 2019

Name or company name	Whitecross Dental Care Limited
Contract type name	GDS Contract
Purpose of contract	General
Contract start date	01/06/2008
Contract end date	

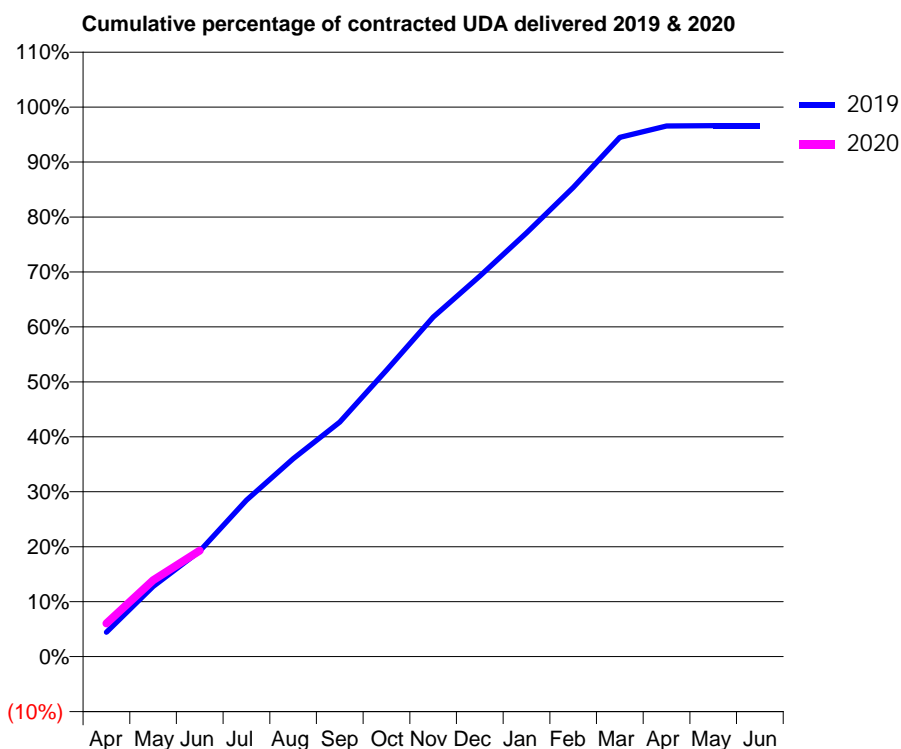
19/20 Contracted general activity (UDA)	29,451
Carry forward general activity (UDA)	0
19/20 Contracted orthodontic activity (UOA)	0
Carry forward orthodontic activity (UOA)	0
Baseline contract value	£732,849.68

ACCESS*

Patients seen in 24 months	Total	Change since previous quarter
Quarter ending June 2018	9,939	
Quarter ending September 2018	9,963	→
Quarter ending December 2018	10,091	→
Quarter ending March 2019	10,066	→
Quarter ending June 2019	10,136	→
Variance since June 2018	2.0%	→



ACTIVITY



Month	Adjusted Scheduled Activity (UDA)	
	2019	2020
April	1,312	1,786
May	3,761	4,098
June	5,653	5,689
July	8,389	
August	10,601	
September	12,568	
October	15,346	
November	18,190	
December	20,392	
January	22,708	
February	25,139	
March	27,823	
April	28,437	
May	28,459	
June	28,459	

QUALITY

	Quantity	Base Number	Contract	AT	Region	England
% of FP17s for the same patient ID Re-attending within 3 months - Children	58	804	7.2%	9.0%	10.6%	11.4%
% of FP17s for the same patient ID Re-attending within 3 months - Adults	226	2,176	10.4%	13.8%	15.2%	15.4%
% of FP17s for the same patient ID Re-attending between 3 & 9 months - Children	459	804	57.1%	63.0%	62.3%	59.8%
% of FP17s for the same patient ID Re-attending between 3 & 9 months - Adults	1,056	2,176	48.5%	53.8%	53.3%	52.1%
% of FP17s for Band 1 Urgent Courses	304	2,646	11.5%	9.3%	9.7%	9.2%
% of FP17s Relating to Free Repair or Replacements	1	2,646	0.0%	0.7%	0.6%	0.7%
% of FP17s Relating to Continuations	14	2,646	0.5%	0.9%	0.8%	0.8%
% of Patients satisfied with the dentistry they have received	5	5	N/A	93.5%	93.4%	93.4%
% of Patients satisfied with the time they had to wait for an appointment	5	5	N/A	89.0%	86.8%	87.6%

* This is based on patients treated on this contract for their most recent course of treatment. Figures in italics indicate the base number of FP17s or Patient Questionnaire responses are less than 100. N/A is shown where the base number of responses is less than 10 during the period. % is calculated as Quantity/Base number*100

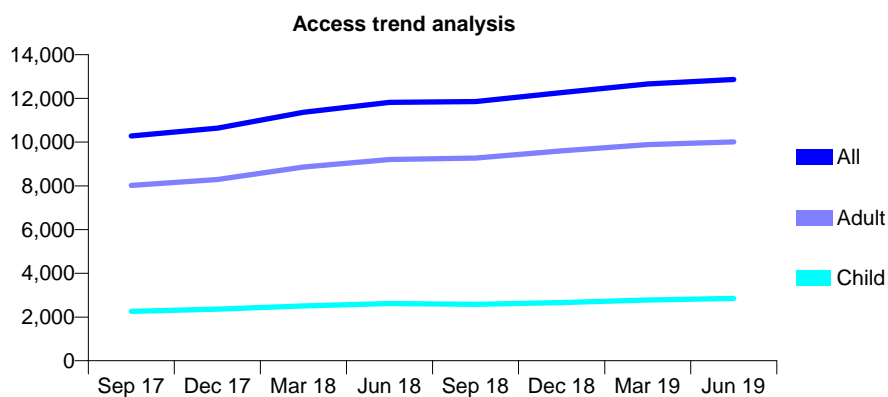
Q65 - Vital Signs At a Glance Contract Report for 101338/0097 - June 2019

Name or company name	Whitecross Dental Care Limited
Contract type name	GDS Contract
Purpose of contract	General
Contract start date	01/09/2009
Contract end date	

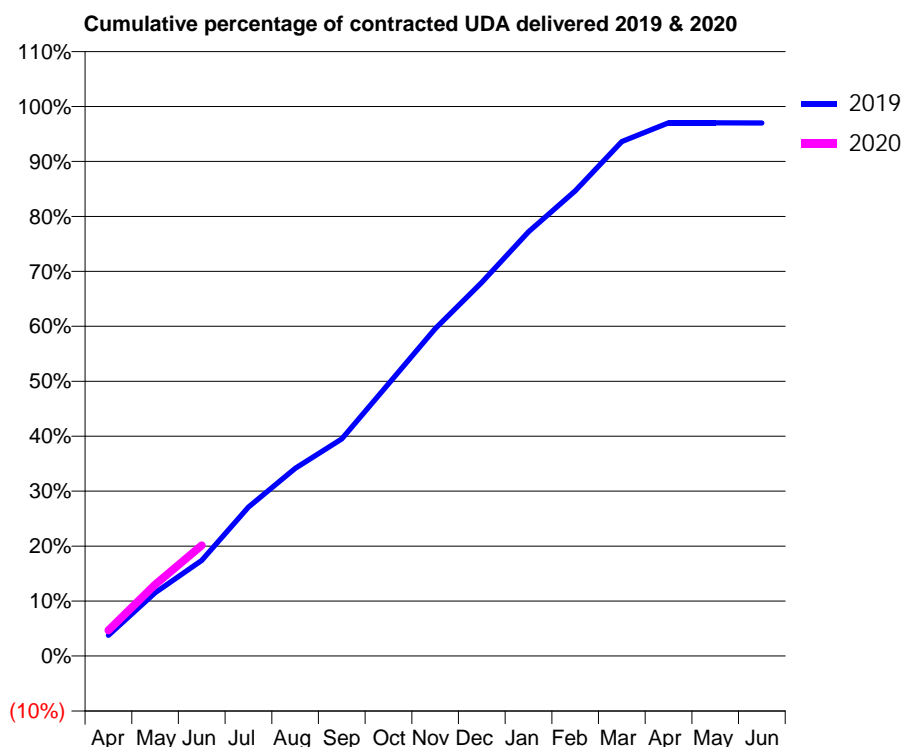
19/20 Contracted general activity (UDA)	32,000
Carry forward general activity (UDA)	0
19/20 Contracted orthodontic activity (UOA)	0
Carry forward orthodontic activity (UOA)	0
Baseline contract value	£878,450.55

ACCESS*

Patients seen in 24 months	Total	Change since previous quarter
Quarter ending June 2018	11,820	
Quarter ending September 2018	11,854	→
Quarter ending December 2018	12,265	↑
Quarter ending March 2019	12,661	↑
Quarter ending June 2019	12,864	→
Variance since June 2018	8.8%	↑



ACTIVITY



Month	Adjusted Scheduled Activity (UDA)	
	2019	2020
April	1,415	1,496
May	4,317	4,161
June	6,529	6,446
July	10,159	
August	12,807	
September	14,806	
October	18,570	
November	22,333	
December	25,492	
January	28,941	
February	31,732	
March	35,103	
April	36,375	
May	36,375	
June	36,373	

QUALITY

	Quantity	Base Number	Contract	AT	Region	England
% of FP17s for the same patient ID Re-attending within 3 months - Children	61	967	6.3%	9.0%	10.6%	11.4%
% of FP17s for the same patient ID Re-attending within 3 months - Adults	330	2,918	11.3%	13.8%	15.2%	15.4%
% of FP17s for the same patient ID Re-attending between 3 & 9 months - Children	556	967	57.5%	63.0%	62.3%	59.8%
% of FP17s for the same patient ID Re-attending between 3 & 9 months - Adults	1,504	2,918	51.5%	53.8%	53.3%	52.1%
% of FP17s for Band 1 Urgent Courses	380	3,392	11.2%	9.3%	9.7%	9.2%
% of FP17s Relating to Free Repair or Replacements	22	3,392	0.6%	0.7%	0.6%	0.7%
% of FP17s Relating to Continuations	31	3,392	0.9%	0.9%	0.8%	0.8%
% of Patients satisfied with the dentistry they have received	12	12	100.0%	93.5%	93.4%	93.4%
% of Patients satisfied with the time they had to wait for an appointment	10	12	83.3%	89.0%	86.8%	87.6%

* This is based on patients treated on this contract for their most recent course of treatment.

Figures in italics indicate the base number of FP17s or Patient Questionnaire responses are less than 100. N/A is shown where the base number of responses is less than 10 during the period. % is calculated as Quantity/Base number*100

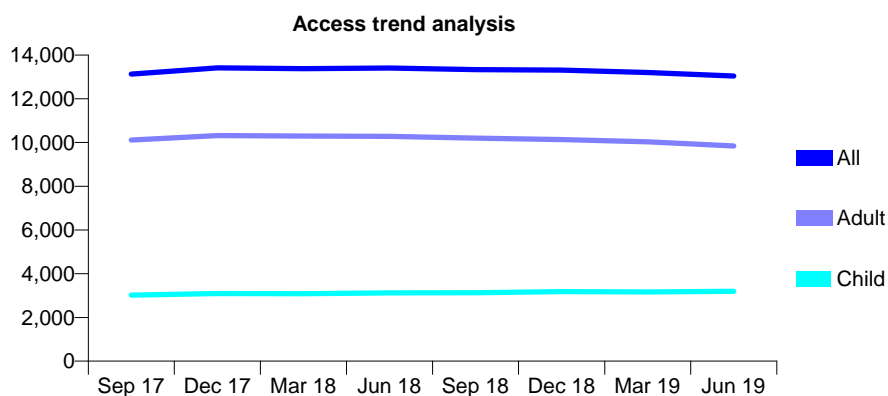
Q65 - Vital Signs At a Glance Contract Report for 101362/0045 - June 2019

Name or company name	Rodericks Dental Limited
Contract type name	GDS Contract
Purpose of contract	General and Orthodontic
Contract start date	01/02/2012
Contract end date	

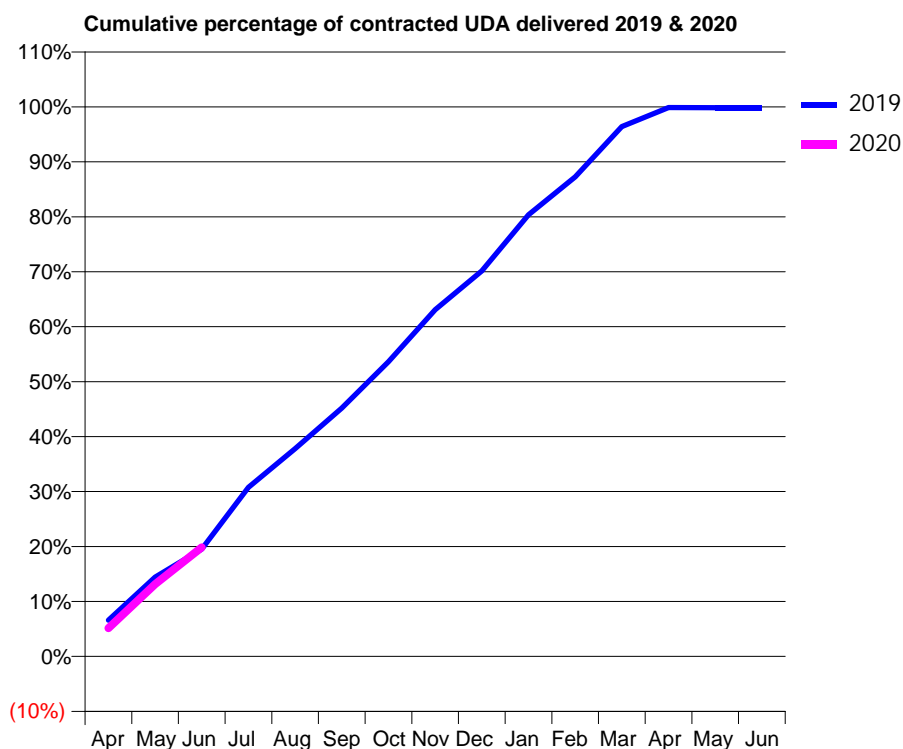
19/20 Contracted general activity (UDA)	33,727
Carry forward general activity (UDA)	0
19/20 Contracted orthodontic activity (UOA)	954
Carry forward orthodontic activity (UOA)	0
Baseline contract value	£785,370.90

ACCESS*

Patients seen in 24 months	Total	Change since previous quarter
Quarter ending June 2018	13,404	
Quarter ending September 2018	13,334	→
Quarter ending December 2018	13,312	→
Quarter ending March 2019	13,202	→
Quarter ending June 2019	13,040	↓
Variance since June 2018	(2.7%)	↓



ACTIVITY



Month	2019	2020
April	2,228	1,733
May	4,866	4,443
June	6,588	6,699
July	10,370	
August	12,758	
September	15,239	
October	18,087	
November	21,274	
December	23,659	
January	27,099	
February	29,424	
March	32,510	
April	33,683	
May	33,677	
June	33,677	

QUALITY

	Quantity	Base Number	Contract	AT	Region	England
% of FP17s for the same patient ID Re-attending within 3 months - Children	75	1,196	6.3%	9.0%	10.6%	11.4%
% of FP17s for the same patient ID Re-attending within 3 months - Adults	320	2,899	11.0%	13.8%	15.2%	15.4%
% of FP17s for the same patient ID Re-attending between 3 & 9 months - Children	777	1,196	65.0%	63.0%	62.3%	59.8%
% of FP17s for the same patient ID Re-attending between 3 & 9 months - Adults	1,583	2,899	54.6%	53.8%	53.3%	52.1%
% of FP17s for Band 1 Urgent Courses	245	3,513	7.0%	9.3%	9.7%	9.2%
% of FP17s Relating to Free Repair or Replacements	28	3,513	0.8%	0.7%	0.6%	0.7%
% of FP17s Relating to Continuations	16	3,513	0.5%	0.9%	0.8%	0.8%
% of Patients satisfied with the dentistry they have received	8	8	N/A	93.5%	93.4%	93.4%
% of Patients satisfied with the time they had to wait for an appointment	6	8	N/A	89.0%	86.8%	87.6%

* This is based on patients treated on this contract for their most recent course of treatment. Figures in italics indicate the base number of FP17s or Patient Questionnaire responses are less than 100. N/A is shown where the base number of responses is less than 10 during the period. % is calculated as Quantity/Base number*100

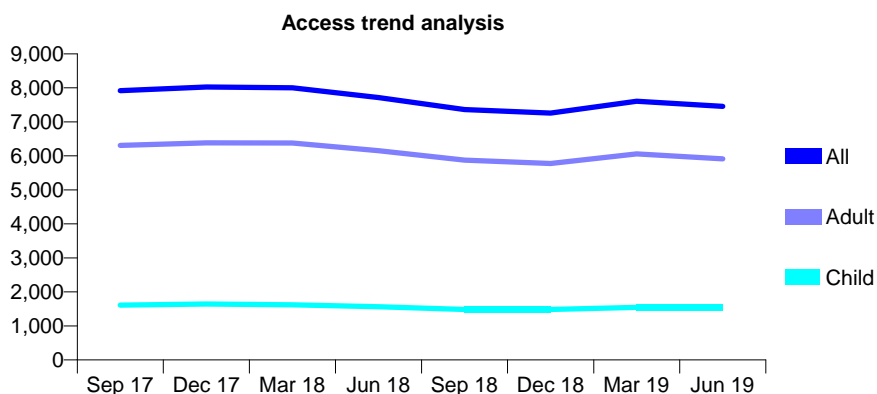
Q65 - Vital Signs At a Glance Contract Report for 101362/0046 - June 2019

Name or company name	Rodericks Dental Limited
Contract type name	GDS Contract
Purpose of contract	General
Contract start date	01/02/2012
Contract end date	

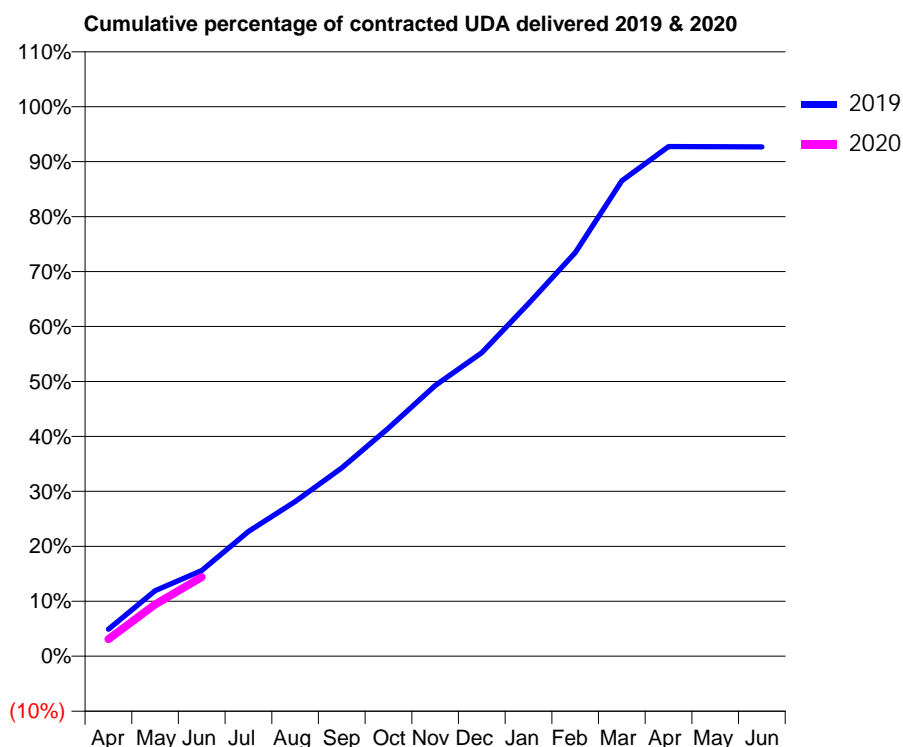
19/20 Contracted general activity (UDA)	20,083
Carry forward general activity (UDA)	0
19/20 Contracted orthodontic activity (UOA)	0
Carry forward orthodontic activity (UOA)	0
Baseline contract value	£516,327.00

ACCESS*

Patients seen in 24 months	Total	Change since previous quarter
Quarter ending June 2018	7,714	
Quarter ending September 2018	7,361	↓
Quarter ending December 2018	7,261	↓
Quarter ending March 2019	7,607	↑
Quarter ending June 2019	7,457	↓
Variance since June 2018	(3.3%)	↓



ACTIVITY



Month	2019	2020
April	985	620
May	2,396	1,891
June	3,134	2,894
July	4,559	
August	5,651	
September	6,879	
October	8,335	
November	9,894	
December	11,095	
January	12,886	
February	14,751	
March	17,374	
April	18,626	
May	18,621	
June	18,612	

QUALITY

	Quantity	Base Number	Contract	AT	Region	England
% of FP17s for the same patient ID Re-attending within 3 months - Children	51	491	10.4%	9.0%	10.6%	11.4%
% of FP17s for the same patient ID Re-attending within 3 months - Adults	199	1,459	13.6%	13.8%	15.2%	15.4%
% of FP17s for the same patient ID Re-attending between 3 & 9 months - Children	274	491	55.8%	63.0%	62.3%	59.8%
% of FP17s for the same patient ID Re-attending between 3 & 9 months - Adults	663	1,459	45.4%	53.8%	53.3%	52.1%
% of FP17s for Band 1 Urgent Courses	195	1,509	12.9%	9.3%	9.7%	9.2%
% of FP17s Relating to Free Repair or Replacements	13	1,509	0.9%	0.7%	0.6%	0.7%
% of FP17s Relating to Continuations	7	1,509	0.5%	0.9%	0.8%	0.8%
% of Patients satisfied with the dentistry they have received	1	1	N/A	93.5%	93.4%	93.4%
% of Patients satisfied with the time they had to wait for an appointment	1	1	N/A	89.0%	86.8%	87.6%

* This is based on patients treated on this contract for their most recent course of treatment. Figures in italics indicate the base number of FP17s or Patient Questionnaire responses are less than 100. N/A is shown where the base number of responses is less than 10 during the period. % is calculated as Quantity/Base number*100

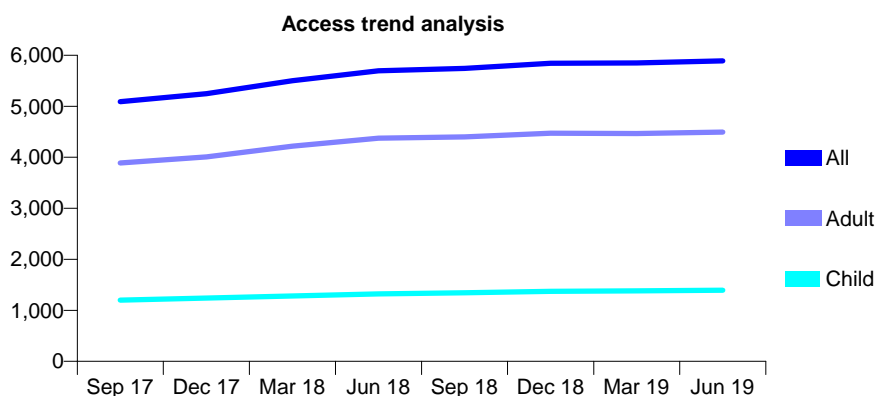
Q65 - Vital Signs At a Glance Contract Report for 101362/0047 - June 2019

Name or company name	Rodericks Dental Limited
Contract type name	GDS Contract
Purpose of contract	General
Contract start date	01/02/2012
Contract end date	

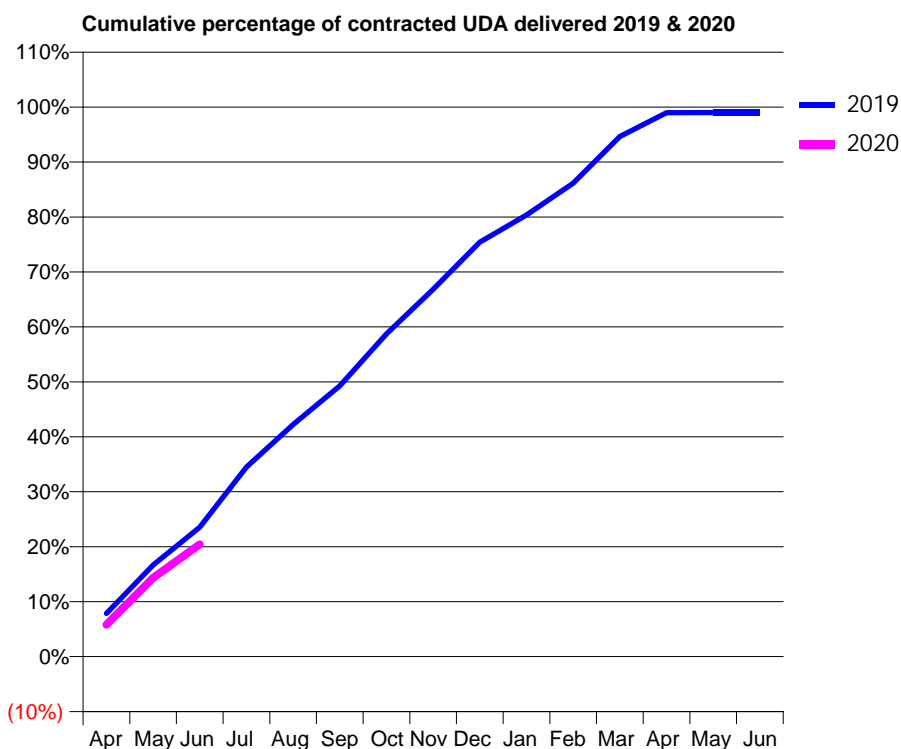
19/20 Contracted general activity (UDA)	13,456
Carry forward general activity (UDA)	0
19/20 Contracted orthodontic activity (UOA)	0
Carry forward orthodontic activity (UOA)	0
Baseline contract value	£415,185.73

ACCESS*

Patients seen in 24 months	Total	Change since previous quarter
Quarter ending June 2018	5,696	
Quarter ending September 2018	5,743	→
Quarter ending December 2018	5,842	→
Quarter ending March 2019	5,849	→
Quarter ending June 2019	5,890	→
Variance since June 2018	3.4%	↑



ACTIVITY



Month	Adjusted Scheduled Activity (UDA)	
	2019	2020
April	1,058	783
May	2,246	1,931
June	3,170	2,748
July	4,641	
August	5,682	
September	6,628	
October	7,902	
November	8,995	
December	10,149	
January	10,815	
February	11,592	
March	12,735	
April	13,318	
May	13,320	
June	13,320	

QUALITY

	Quantity	Base Number	Contract	AT	Region	England
% of FP17s for the same patient ID Re-attending within 3 months - Children	39	607	6.4%	9.0%	10.6%	11.4%
% of FP17s for the same patient ID Re-attending within 3 months - Adults	204	1,437	14.2%	13.8%	15.2%	15.4%
% of FP17s for the same patient ID Re-attending between 3 & 9 months - Children	417	607	68.7%	63.0%	62.3%	59.8%
% of FP17s for the same patient ID Re-attending between 3 & 9 months - Adults	664	1,437	46.2%	53.8%	53.3%	52.1%
% of FP17s for Band 1 Urgent Courses	73	1,375	5.3%	9.3%	9.7%	9.2%
% of FP17s Relating to Free Repair or Replacements	17	1,375	1.2%	0.7%	0.6%	0.7%
% of FP17s Relating to Continuations	42	1,375	3.1%	0.9%	0.8%	0.8%
% of Patients satisfied with the dentistry they have received	3	4	N/A	93.5%	93.4%	93.4%
% of Patients satisfied with the time they had to wait for an appointment	2	4	N/A	89.0%	86.8%	87.6%

* This is based on patients treated on this contract for their most recent course of treatment. Figures in italics indicate the base number of FP17s or Patient Questionnaire responses are less than 100. N/A is shown where the base number of responses is less than 10 during the period. % is calculated as Quantity/Base number*100

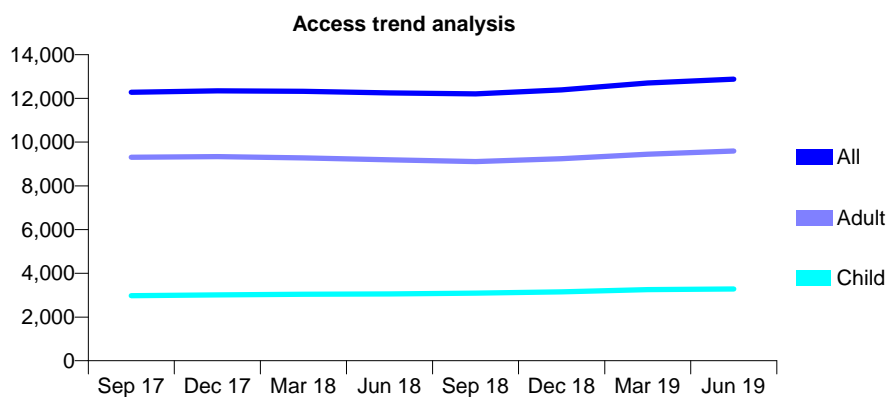
Q65 - Vital Signs At a Glance Contract Report for 101362/0048 - June 2019

Name or company name	Rodericks Dental Limited
Contract type name	GDS Contract
Purpose of contract	General
Contract start date	01/02/2012
Contract end date	

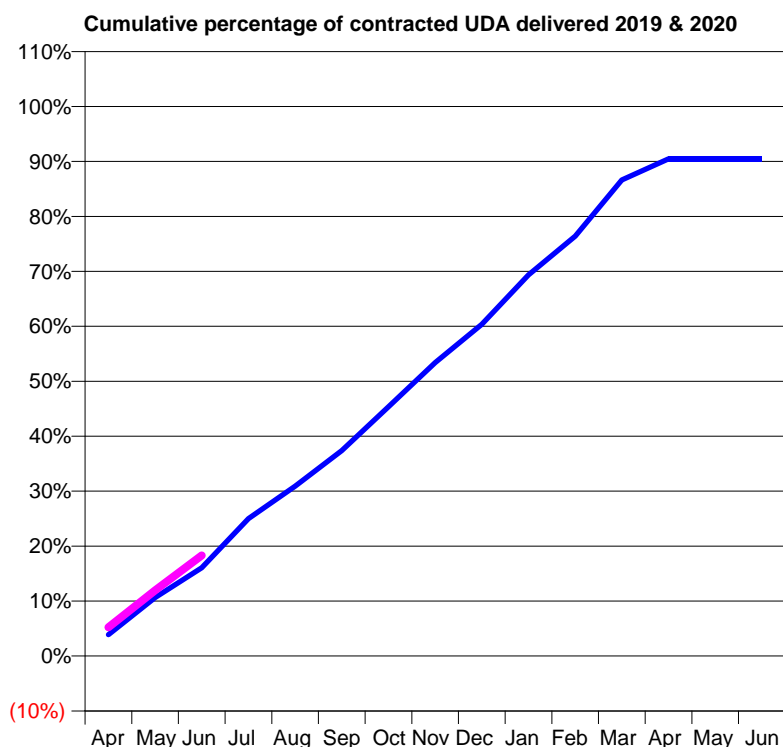
19/20 Contracted general activity (UDA)	36,000
Carry forward general activity (UDA)	0
19/20 Contracted orthodontic activity (UOA)	0
Carry forward orthodontic activity (UOA)	0
Baseline contract value	£841,180.35

ACCESS*

Patients seen in 24 months	Total	Change since previous quarter
Quarter ending June 2018	12,250	
Quarter ending September 2018	12,203	→
Quarter ending December 2018	12,389	→
Quarter ending March 2019	12,701	↑
Quarter ending June 2019	12,878	→
Variance since June 2018	5.1%	↑



ACTIVITY



Month	Adjusted Scheduled Activity (UDA)	
	2019	2020
April	1,405	1,882
May	3,830	4,307
June	5,779	6,589
July	9,006	
August	11,125	
September	13,455	
October	16,335	
November	19,221	
December	21,730	
January	24,976	
February	27,504	
March	31,184	
April	32,565	
May	32,566	
June	32,569	

QUALITY

	Quantity	Base Number	Contract	AT	Region	England
% of FP17s for the same patient ID Re-attending within 3 months - Children	80	1,150	7.0%	9.0%	10.6%	11.4%
% of FP17s for the same patient ID Re-attending within 3 months - Adults	400	2,751	14.5%	13.8%	15.2%	15.4%
% of FP17s for the same patient ID Re-attending between 3 & 9 months - Children	650	1,150	56.5%	63.0%	62.3%	59.8%
% of FP17s for the same patient ID Re-attending between 3 & 9 months - Adults	1,077	2,751	39.1%	53.8%	53.3%	52.1%
% of FP17s for Band 1 Urgent Courses	410	3,171	12.9%	9.3%	9.7%	9.2%
% of FP17s Relating to Free Repair or Replacements	25	3,171	0.8%	0.7%	0.6%	0.7%
% of FP17s Relating to Continuations	10	3,171	0.3%	0.9%	0.8%	0.8%
% of Patients satisfied with the dentistry they have received	7	7	N/A	93.5%	93.4%	93.4%
% of Patients satisfied with the time they had to wait for an appointment	7	7	N/A	89.0%	86.8%	87.6%

* This is based on patients treated on this contract for their most recent course of treatment. Figures in italics indicate the base number of FP17s or Patient Questionnaire responses are less than 100. N/A is shown where the base number of responses is less than 10 during the period. % is calculated as Quantity/Base number*100

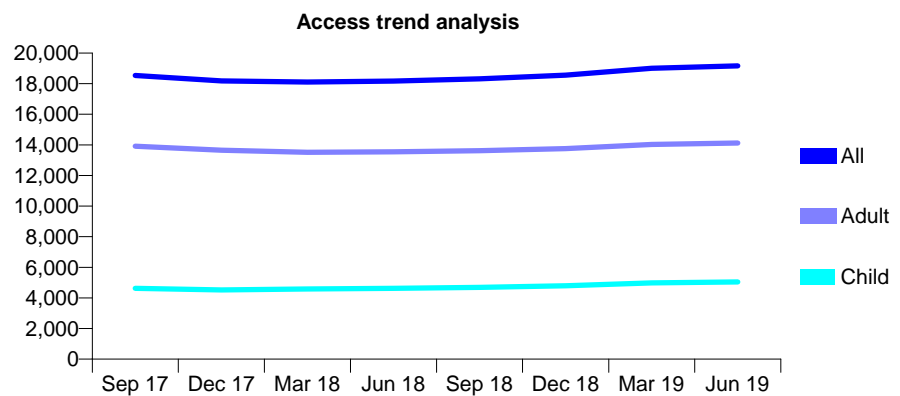
Q65 - Vital Signs At a Glance Contract Report for 101370/0030 - June 2019

Name or company name	Petrie Tucker & Partners Ltd
Contract type name	GDS Contract
Purpose of contract	General
Contract start date	01/04/2006
Contract end date	

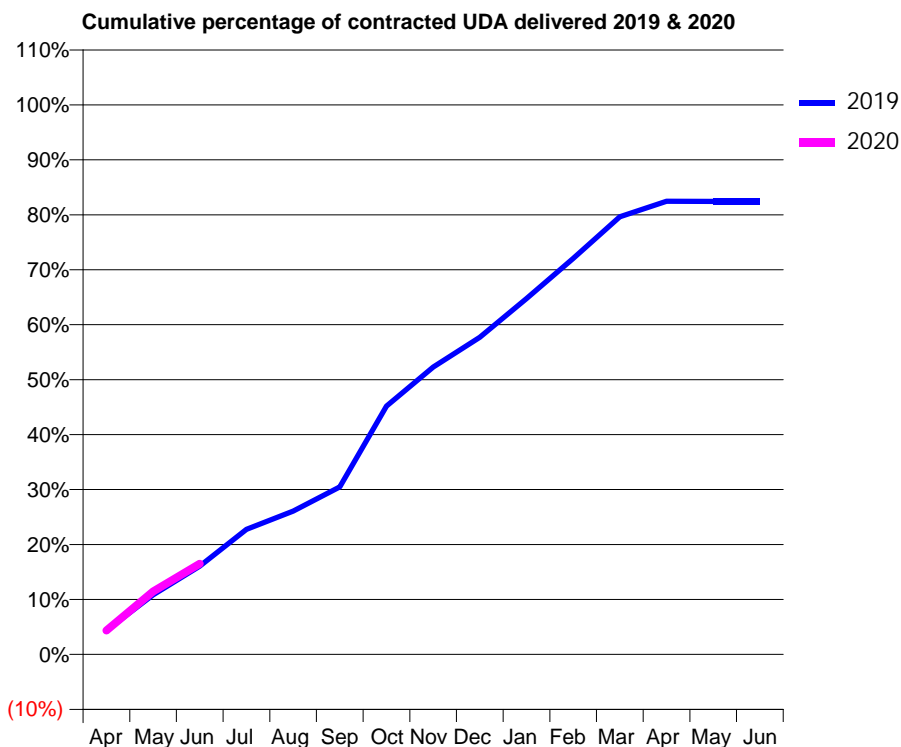
19/20 Contracted general activity (UDA)	61,735
Carry forward general activity (UDA)	0
19/20 Contracted orthodontic activity (UOA)	0
Carry forward orthodontic activity (UOA)	0
Baseline contract value	£1,371,027.62

ACCESS*

Patients seen in 24 months	Total	Change since previous quarter
Quarter ending June 2018	18,166	
Quarter ending September 2018	18,312	→
Quarter ending December 2018	18,559	→
Quarter ending March 2019	19,007	↑
Quarter ending June 2019	19,165	→
Variance since June 2018	5.5%	↑



ACTIVITY



Month	Adjusted Scheduled Activity (UDA)	
	2019	2020
April	2,682	2,684
May	6,711	7,077
June	9,932	10,183
July	14,058	
August	16,093	
September	18,803	
October	27,909	
November	32,271	
December	35,622	
January	39,984	
February	44,484	
March	49,159	
April	50,893	
May	50,884	
June	50,882	

QUALITY

	Quantity	Base Number	Contract	AT	Region	England
% of FP17s for the same patient ID Re-attending within 3 months - Children	109	1,871	5.8%	9.0%	10.6%	11.4%
% of FP17s for the same patient ID Re-attending within 3 months - Adults	442	4,593	9.6%	13.8%	15.2%	15.4%
% of FP17s for the same patient ID Re-attending between 3 & 9 months - Children	1,194	1,871	63.8%	63.0%	62.3%	59.8%
% of FP17s for the same patient ID Re-attending between 3 & 9 months - Adults	2,638	4,593	57.4%	53.8%	53.3%	52.1%
% of FP17s for Band 1 Urgent Courses	278	5,638	4.9%	9.3%	9.7%	9.2%
% of FP17s Relating to Free Repair or Replacements	34	5,638	0.6%	0.7%	0.6%	0.7%
% of FP17s Relating to Continuations	65	5,638	1.2%	0.9%	0.8%	0.8%
% of Patients satisfied with the dentistry they have received	14	16	87.5%	93.5%	93.4%	93.4%
% of Patients satisfied with the time they had to wait for an appointment	13	16	81.3%	89.0%	86.8%	87.6%

* This is based on patients treated on this contract for their most recent course of treatment. Figures in italics indicate the base number of FP17s or Patient Questionnaire responses are less than 100. N/A is shown where the base number of responses is less than 10 during the period. % is calculated as Quantity/Base number*100

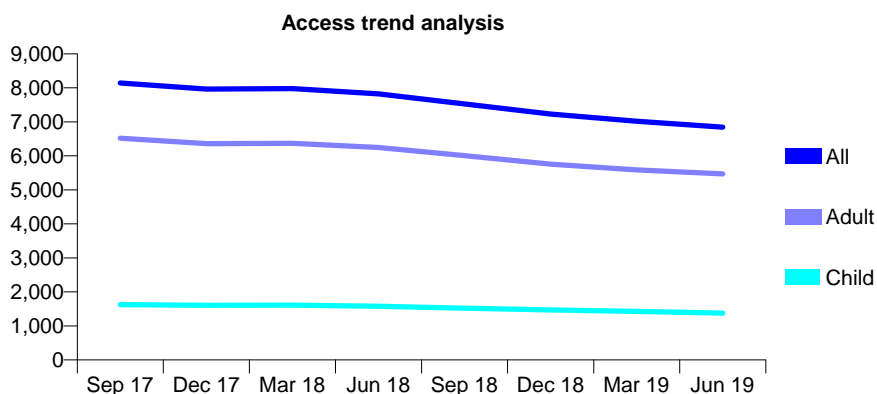
Q65 - Vital Signs At a Glance Contract Report for 101370/0031 - June 2019

Name or company name	Petrie Tucker & Partners Ltd
Contract type name	GDS Contract
Purpose of contract	General
Contract start date	01/04/2006
Contract end date	

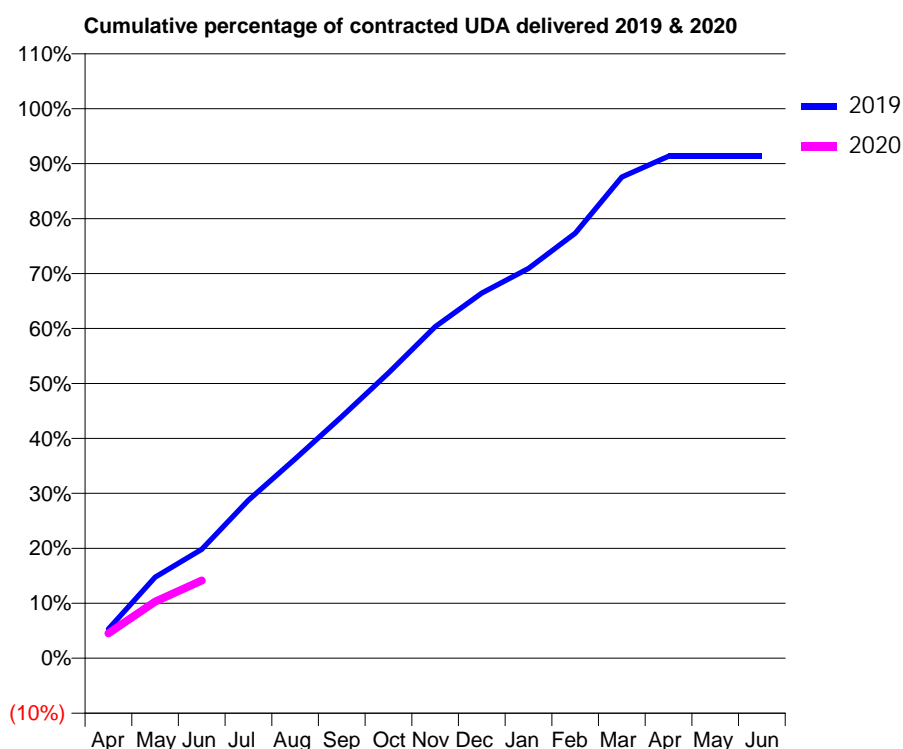
19/20 Contracted general activity (UDA)	29,000
Carry forward general activity (UDA)	0
19/20 Contracted orthodontic activity (UOA)	0
Carry forward orthodontic activity (UOA)	0
Baseline contract value	£620,076.81

ACCESS*

Patients seen in 24 months	Total	Change since previous quarter
Quarter ending June 2018	7,827	
Quarter ending September 2018	7,528	↓
Quarter ending December 2018	7,230	↓
Quarter ending March 2019	7,017	↓
Quarter ending June 2019	6,844	↓
Variance since June 2018	(12.6%)	↓



ACTIVITY



Month	2019	2020
April	1,249	1,313
May	3,463	2,991
June	4,655	4,099
July	6,762	
August	8,522	
September	10,332	
October	12,202	
November	14,172	
December	15,618	
January	16,664	
February	18,170	
March	20,577	
April	21,460	
May	21,463	
June	21,462	

QUALITY

	Quantity	Base Number	Contract	AT	Region	England
% of FP17s for the same patient ID Re-attending within 3 months - Children	34	405	8.4%	9.0%	10.6%	11.4%
% of FP17s for the same patient ID Re-attending within 3 months - Adults	177	1,434	12.3%	13.8%	15.2%	15.4%
% of FP17s for the same patient ID Re-attending between 3 & 9 months - Children	225	405	55.6%	63.0%	62.3%	59.8%
% of FP17s for the same patient ID Re-attending between 3 & 9 months - Adults	625	1,434	43.6%	53.8%	53.3%	52.1%
% of FP17s for Band 1 Urgent Courses	88	1,555	5.7%	9.3%	9.7%	9.2%
% of FP17s Relating to Free Repair or Replacements	6	1,555	0.4%	0.7%	0.6%	0.7%
% of FP17s Relating to Continuations	25	1,555	1.6%	0.9%	0.8%	0.8%
% of Patients satisfied with the dentistry they have received	6	6	N/A	93.5%	93.4%	93.4%
% of Patients satisfied with the time they had to wait for an appointment	5	6	N/A	89.0%	86.8%	87.6%

* This is based on patients treated on this contract for their most recent course of treatment.

Figures in italics indicate the base number of FP17s or Patient Questionnaire responses are less than 100. N/A is shown where the base number of responses is less than 10 during the period. % is calculated as Quantity/Base number*100

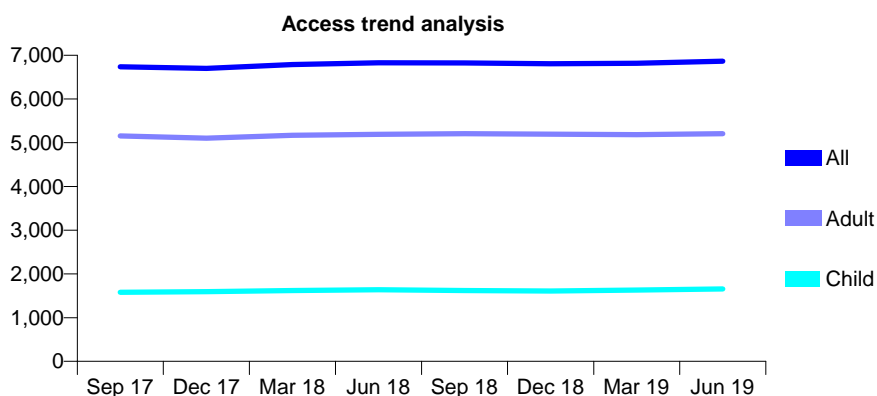
Q65 - Vital Signs At a Glance Contract Report for 101370/0041 - June 2019

Name or company name	Petrie Tucker & Partners Ltd
Contract type name	GDS Contract
Purpose of contract	General
Contract start date	01/04/2006
Contract end date	

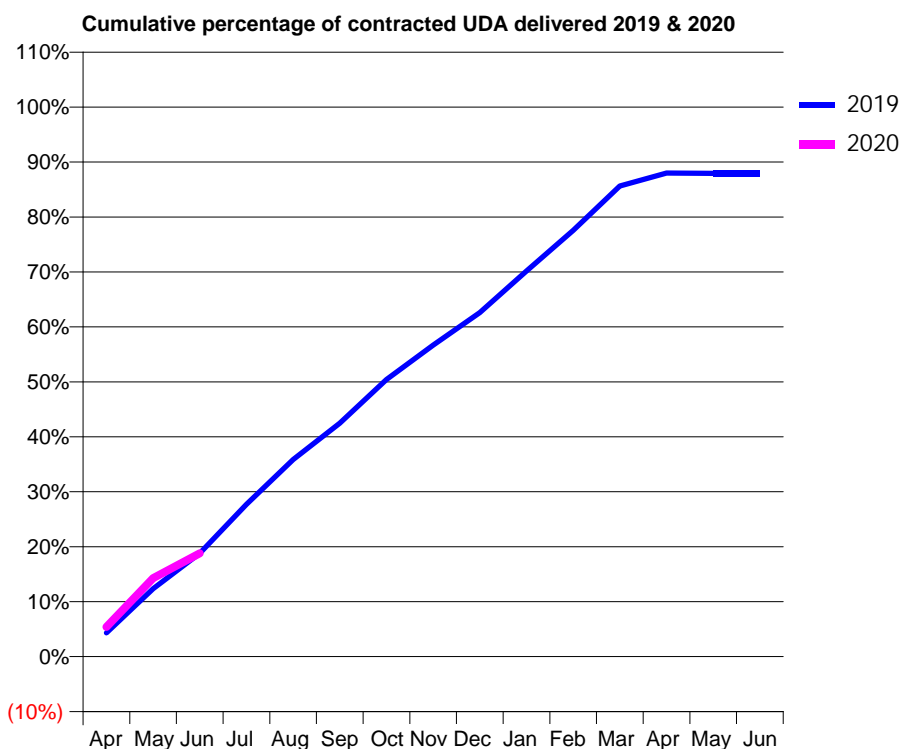
19/20 Contracted general activity (UDA)	18,250
Carry forward general activity (UDA)	0
19/20 Contracted orthodontic activity (UOA)	0
Carry forward orthodontic activity (UOA)	0
Baseline contract value	£420,990.63

ACCESS*

Patients seen in 24 months	Total	Change since previous quarter
Quarter ending June 2018	6,827	
Quarter ending September 2018	6,825	→
Quarter ending December 2018	6,806	→
Quarter ending March 2019	6,815	→
Quarter ending June 2019	6,863	→
Variance since June 2018	0.5%	→



ACTIVITY



Month	Adjusted Scheduled Activity (UDA)	
	2019	2020
April	791	987
May	2,257	2,608
June	3,432	3,430
July	5,062	
August	6,545	
September	7,751	
October	9,204	
November	10,344	
December	11,423	
January	12,807	
February	14,156	
March	15,626	
April	16,062	
May	16,049	
June	16,049	

QUALITY

	Quantity	Base Number	Contract	AT	Region	England
% of FP17s for the same patient ID Re-attending within 3 months - Children	45	584	7.7%	9.0%	10.6%	11.4%
% of FP17s for the same patient ID Re-attending within 3 months - Adults	154	1,587	9.7%	13.8%	15.2%	15.4%
% of FP17s for the same patient ID Re-attending between 3 & 9 months - Children	340	584	58.2%	63.0%	62.3%	59.8%
% of FP17s for the same patient ID Re-attending between 3 & 9 months - Adults	734	1,587	46.3%	53.8%	53.3%	52.1%
% of FP17s for Band 1 Urgent Courses	125	1,726	7.2%	9.3%	9.7%	9.2%
% of FP17s Relating to Free Repair or Replacements	12	1,726	0.7%	0.7%	0.6%	0.7%
% of FP17s Relating to Continuations	19	1,726	1.1%	0.9%	0.8%	0.8%
% of Patients satisfied with the dentistry they have received	6	6	N/A	93.5%	93.4%	93.4%
% of Patients satisfied with the time they had to wait for an appointment	6	6	N/A	89.0%	86.8%	87.6%

* This is based on patients treated on this contract for their most recent course of treatment. Figures in italics indicate the base number of FP17s or Patient Questionnaire responses are less than 100. N/A is shown where the base number of responses is less than 10 during the period. % is calculated as Quantity/Base number*100

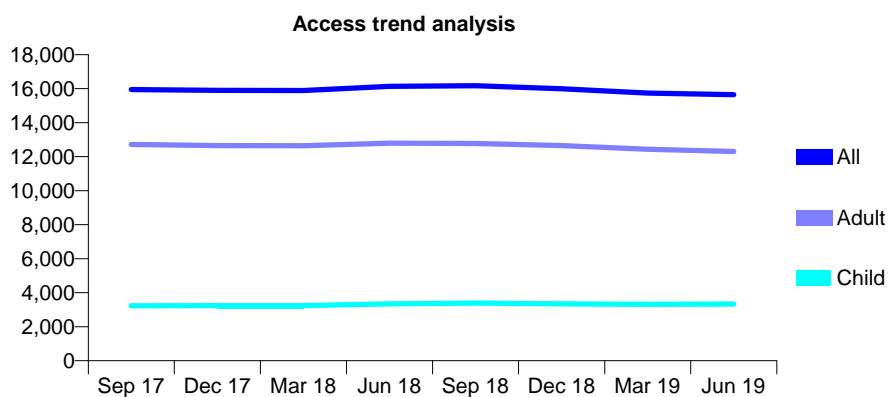
Q65 - Vital Signs At a Glance Contract Report for 101370/0050 - June 2019

Name or company name	Petrie Tucker & Partners Ltd
Contract type name	GDS Contract
Purpose of contract	General
Contract start date	01/04/2006
Contract end date	

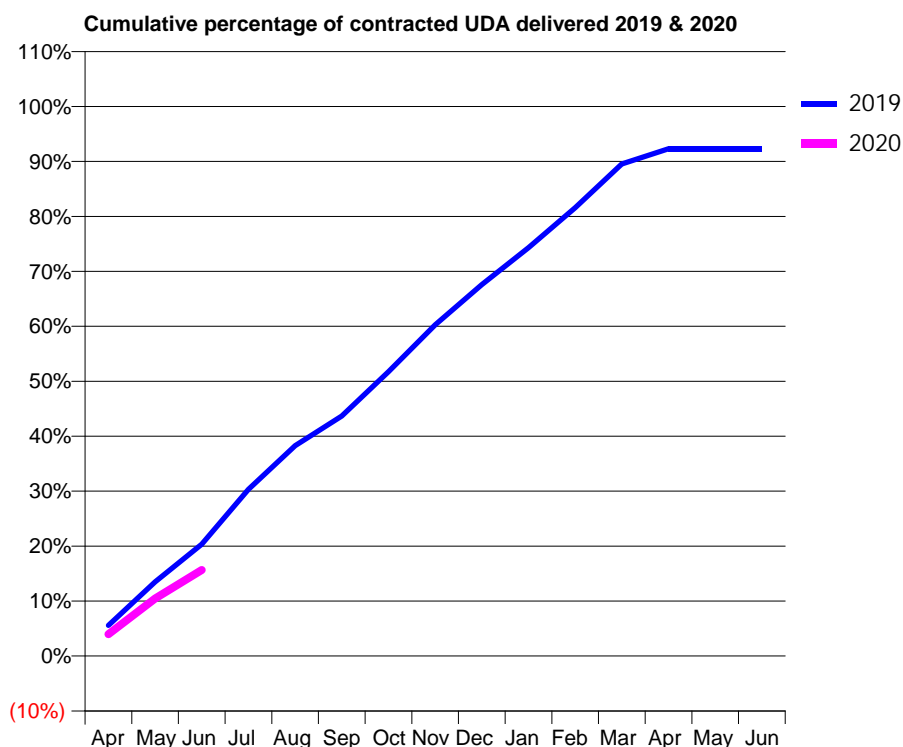
19/20 Contracted general activity (UDA)	53,726
Carry forward general activity (UDA)	0
19/20 Contracted orthodontic activity (UOA)	0
Carry forward orthodontic activity (UOA)	0
Baseline contract value	£1,173,250.61

ACCESS*

Patients seen in 24 months	Total	Change since previous quarter
Quarter ending June 2018	16,138	
Quarter ending September 2018	16,177	→
Quarter ending December 2018	15,997	↓
Quarter ending March 2019	15,749	↓
Quarter ending June 2019	15,648	→
Variance since June 2018	(3.0%)	↓



ACTIVITY



Month	Adjusted Scheduled Activity (UDA)	
	2019	2020
April	2,520	2,151
May	6,072	5,631
June	9,156	8,417
July	13,646	
August	17,230	
September	19,651	
October	23,284	
November	27,121	
December	30,412	
January	33,436	
February	36,721	
March	40,287	
April	41,530	
May	41,535	
June	41,536	

QUALITY

	Quantity	Base Number	Contract	AT	Region	England
% of FP17s for the same patient ID Re-attending within 3 months - Children	49	1,113	4.4%	9.0%	10.6%	11.4%
% of FP17s for the same patient ID Re-attending within 3 months - Adults	310	3,739	8.3%	13.8%	15.2%	15.4%
% of FP17s for the same patient ID Re-attending between 3 & 9 months - Children	718	1,113	64.5%	63.0%	62.3%	59.8%
% of FP17s for the same patient ID Re-attending between 3 & 9 months - Adults	2,240	3,739	59.9%	53.8%	53.3%	52.1%
% of FP17s for Band 1 Urgent Courses	209	4,259	4.9%	9.3%	9.7%	9.2%
% of FP17s Relating to Free Repair or Replacements	18	4,259	0.4%	0.7%	0.6%	0.7%
% of FP17s Relating to Continuations	48	4,259	1.1%	0.9%	0.8%	0.8%
% of Patients satisfied with the dentistry they have received	9	9	N/A	93.5%	93.4%	93.4%
% of Patients satisfied with the time they had to wait for an appointment	7	9	N/A	89.0%	86.8%	87.6%

* This is based on patients treated on this contract for their most recent course of treatment. Figures in italics indicate the base number of FP17s or Patient Questionnaire responses are less than 100. N/A is shown where the base number of responses is less than 10 during the period. % is calculated as Quantity/Base number*100

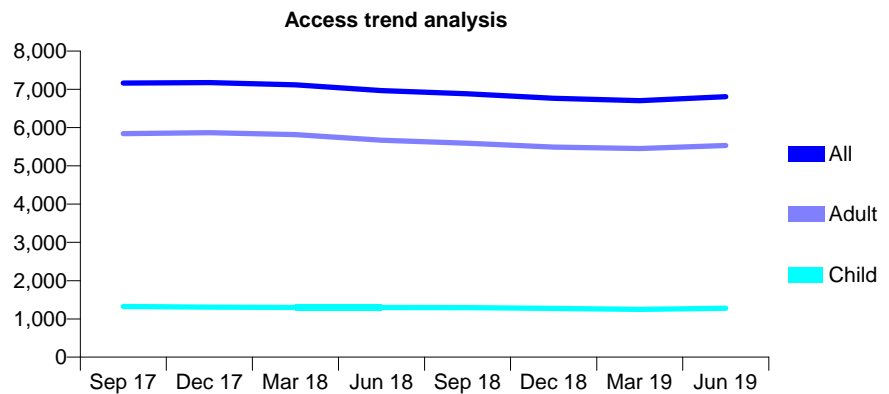
Q65 - Vital Signs At a Glance Contract Report for 101370/0055 - June 2019

Name or company name	Petrie Tucker & Partners Ltd
Contract type name	GDS Contract
Purpose of contract	General
Contract start date	01/04/2006
Contract end date	

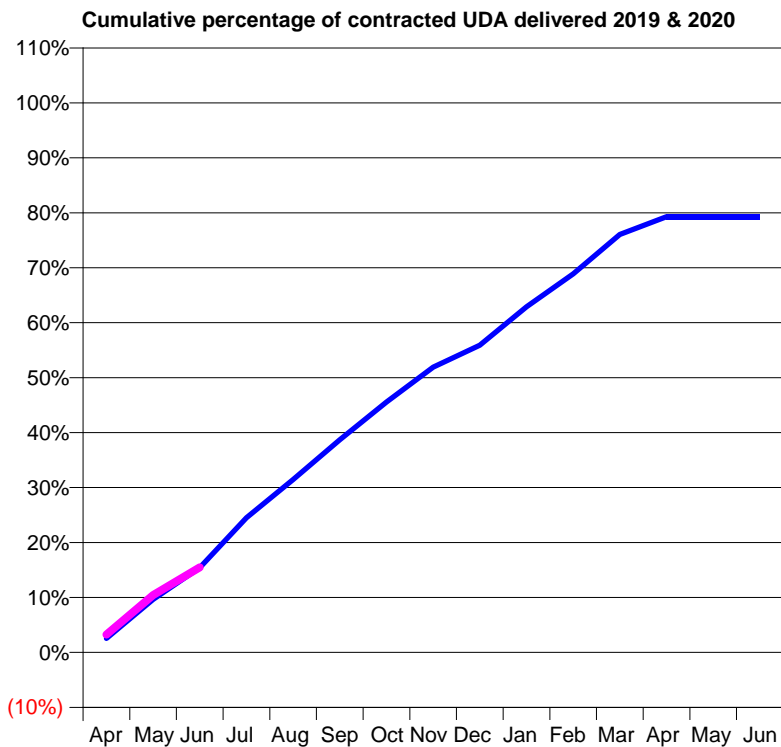
19/20 Contracted general activity (UDA)	25,485
Carry forward general activity (UDA)	0
19/20 Contracted orthodontic activity (UOA)	0
Carry forward orthodontic activity (UOA)	0
Baseline contract value	£593,324.89

ACCESS*

Patients seen in 24 months	Total	Change since previous quarter
Quarter ending June 2018	6,968	
Quarter ending September 2018	6,882	↓
Quarter ending December 2018	6,768	↓
Quarter ending March 2019	6,705	→
Quarter ending June 2019	6,810	→
Variance since June 2018	(2.3%)	↓



ACTIVITY



Month	2019	2020
April	654	823
May	2,460	2,661
June	3,929	3,940
July	6,242	
August	8,020	
September	9,860	
October	11,611	
November	13,230	
December	14,247	
January	16,026	
February	17,554	
March	19,382	
April	20,205	
May	20,205	
June	20,205	

QUALITY

	Quantity	Base Number	Contract	AT	Region	England
% of FP17s for the same patient ID Re-attending within 3 months - Children	17	386	4.4%	9.0%	10.6%	11.4%
% of FP17s for the same patient ID Re-attending within 3 months - Adults	204	1,604	12.7%	13.8%	15.2%	15.4%
% of FP17s for the same patient ID Re-attending between 3 & 9 months - Children	161	386	41.7%	63.0%	62.3%	59.8%
% of FP17s for the same patient ID Re-attending between 3 & 9 months - Adults	634	1,604	39.5%	53.8%	53.3%	52.1%
% of FP17s for Band 1 Urgent Courses	136	1,700	8.0%	9.3%	9.7%	9.2%
% of FP17s Relating to Free Repair or Replacements	7	1,700	0.4%	0.7%	0.6%	0.7%
% of FP17s Relating to Continuations	21	1,700	1.2%	0.9%	0.8%	0.8%
% of Patients satisfied with the dentistry they have received	8	8	N/A	93.5%	93.4%	93.4%
% of Patients satisfied with the time they had to wait for an appointment	8	8	N/A	89.0%	86.8%	87.6%

* This is based on patients treated on this contract for their most recent course of treatment. Figures in italics indicate the base number of FP17s or Patient Questionnaire responses are less than 100. N/A is shown where the base number of responses is less than 10 during the period. % is calculated as Quantity/Base number*100

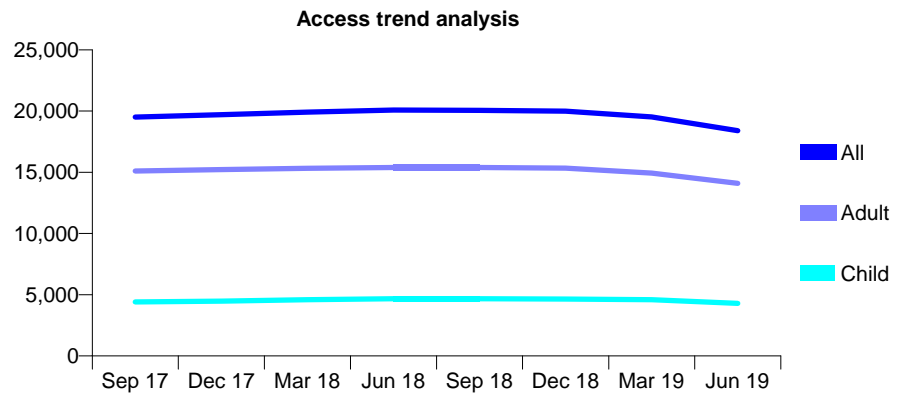
Q65 - Vital Signs At a Glance Contract Report for 101435/0006 - June 2019

Name or company name	IDH Limited
Contract type name	GDS Contract
Purpose of contract	General
Contract start date	01/04/2006
Contract end date	

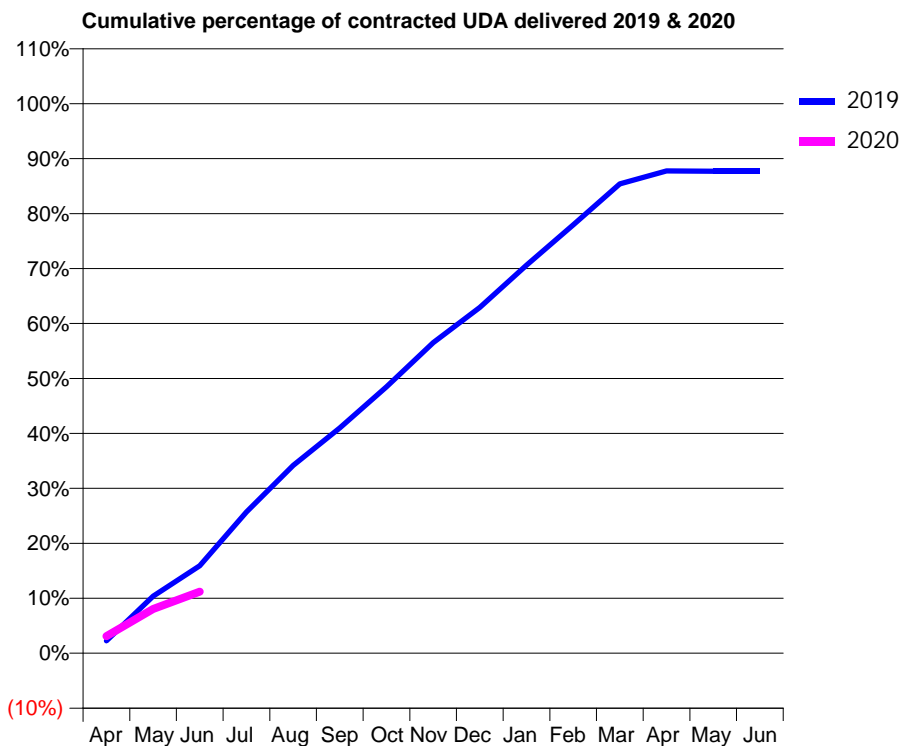
19/20 Contracted general activity (UDA)	55,223
Carry forward general activity (UDA)	0
19/20 Contracted orthodontic activity (UOA)	0
Carry forward orthodontic activity (UOA)	0
Baseline contract value	£1,241,289.47

ACCESS*

Patients seen in 24 months	Total	Change since previous quarter
Quarter ending June 2018	20,079	
Quarter ending September 2018	20,061	→
Quarter ending December 2018	19,993	→
Quarter ending March 2019	19,522	↓
Quarter ending June 2019	18,396	↓
Variance since June 2018	(8.4%)	↓



ACTIVITY



Month	2019	2020
April	1,258	1,708
May	5,748	4,445
June	8,794	6,179
July	14,200	
August	18,869	
September	22,644	
October	26,768	
November	31,200	
December	34,744	
January	38,986	
February	43,037	
March	47,160	
April	48,464	
May	48,444	
June	48,444	

QUALITY

	Quantity	Base Number	Contract	AT	Region	England
% of FP17s for the same patient ID Re-attending within 3 months - Children	30	940	3.2%	9.0%	10.6%	11.4%
% of FP17s for the same patient ID Re-attending within 3 months - Adults	220	2,895	7.6%	13.8%	15.2%	15.4%
% of FP17s for the same patient ID Re-attending between 3 & 9 months - Children	535	940	56.9%	63.0%	62.3%	59.8%
% of FP17s for the same patient ID Re-attending between 3 & 9 months - Adults	1,558	2,895	53.8%	53.8%	53.3%	52.1%
% of FP17s for Band 1 Urgent Courses	188	3,283	5.7%	9.3%	9.7%	9.2%
% of FP17s Relating to Free Repair or Replacements	13	3,283	0.4%	0.7%	0.6%	0.7%
% of FP17s Relating to Continuations	32	3,283	1.0%	0.9%	0.8%	0.8%
% of Patients satisfied with the dentistry they have received	4	5	N/A	93.5%	93.4%	93.4%
% of Patients satisfied with the time they had to wait for an appointment	4	5	N/A	89.0%	86.8%	87.6%

* This is based on patients treated on this contract for their most recent course of treatment. Figures in italics indicate the base number of FP17s or Patient Questionnaire responses are less than 100. N/A is shown where the base number of responses is less than 10 during the period. % is calculated as Quantity/Base number*100

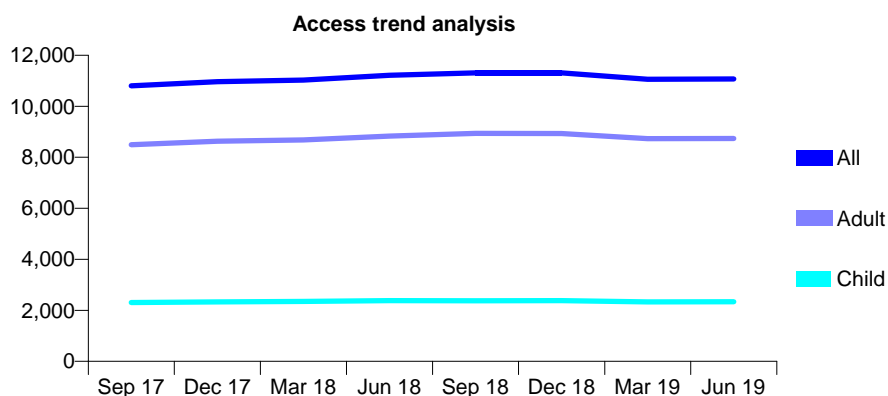
Q65 - Vital Signs At a Glance Contract Report for 101435/0007 - June 2019

Name or company name	IDH Limited
Contract type name	GDS Contract
Purpose of contract	General
Contract start date	01/04/2006
Contract end date	

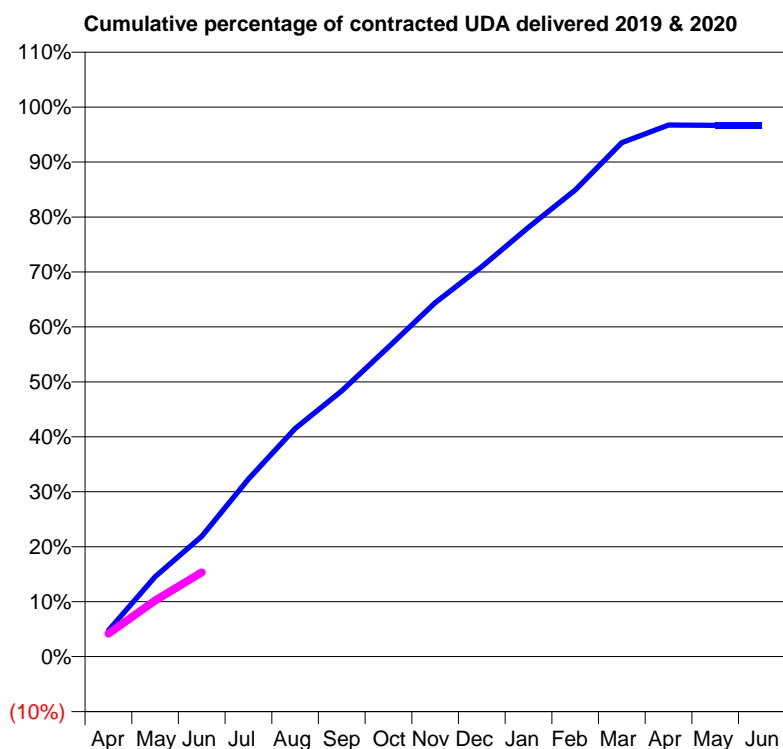
19/20 Contracted general activity (UDA)	32,000
Carry forward general activity (UDA)	0
19/20 Contracted orthodontic activity (UOA)	0
Carry forward orthodontic activity (UOA)	0
Baseline contract value	£747,242.77

ACCESS*

Patients seen in 24 months	Total	Change since previous quarter
Quarter ending June 2018	11,216	
Quarter ending September 2018	11,315	→
Quarter ending December 2018	11,315	→
Quarter ending March 2019	11,062	↓
Quarter ending June 2019	11,073	→
Variance since June 2018	(1.3%)	↓



ACTIVITY



Month	Adjusted Scheduled Activity (UDA)	
	2019	2020
April	1,415	1,341
May	4,322	3,267
June	6,509	4,900
July	9,603	
August	12,340	
September	14,373	
October	16,741	
November	19,136	
December	21,088	
January	23,221	
February	25,233	
March	27,802	
April	28,746	
May	28,729	
June	28,726	

QUALITY

	Quantity	Base Number	Contract	AT	Region	England
% of FP17s for the same patient ID Re-attending within 3 months - Children	23	754	3.1%	9.0%	10.6%	11.4%
% of FP17s for the same patient ID Re-attending within 3 months - Adults	149	2,076	7.2%	13.8%	15.2%	15.4%
% of FP17s for the same patient ID Re-attending between 3 & 9 months - Children	440	754	58.4%	63.0%	62.3%	59.8%
% of FP17s for the same patient ID Re-attending between 3 & 9 months - Adults	1,043	2,076	50.2%	53.8%	53.3%	52.1%
% of FP17s for Band 1 Urgent Courses	170	2,488	6.8%	9.3%	9.7%	9.2%
% of FP17s Relating to Free Repair or Replacements	11	2,488	0.4%	0.7%	0.6%	0.7%
% of FP17s Relating to Continuations	15	2,488	0.6%	0.9%	0.8%	0.8%
% of Patients satisfied with the dentistry they have received	8	9	N/A	93.5%	93.4%	93.4%
% of Patients satisfied with the time they had to wait for an appointment	9	9	N/A	89.0%	86.8%	87.6%

* This is based on patients treated on this contract for their most recent course of treatment. Figures in italics indicate the base number of FP17s or Patient Questionnaire responses are less than 100. N/A is shown where the base number of responses is less than 10 during the period. % is calculated as Quantity/Base number*100

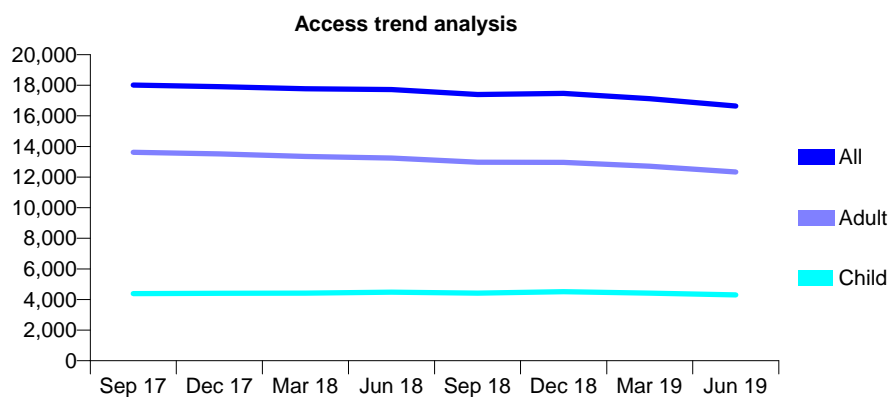
Q65 - Vital Signs At a Glance Contract Report for 101435/0020 - June 2019

Name or company name	IDH Limited
Contract type name	GDS Contract
Purpose of contract	General
Contract start date	01/04/2006
Contract end date	

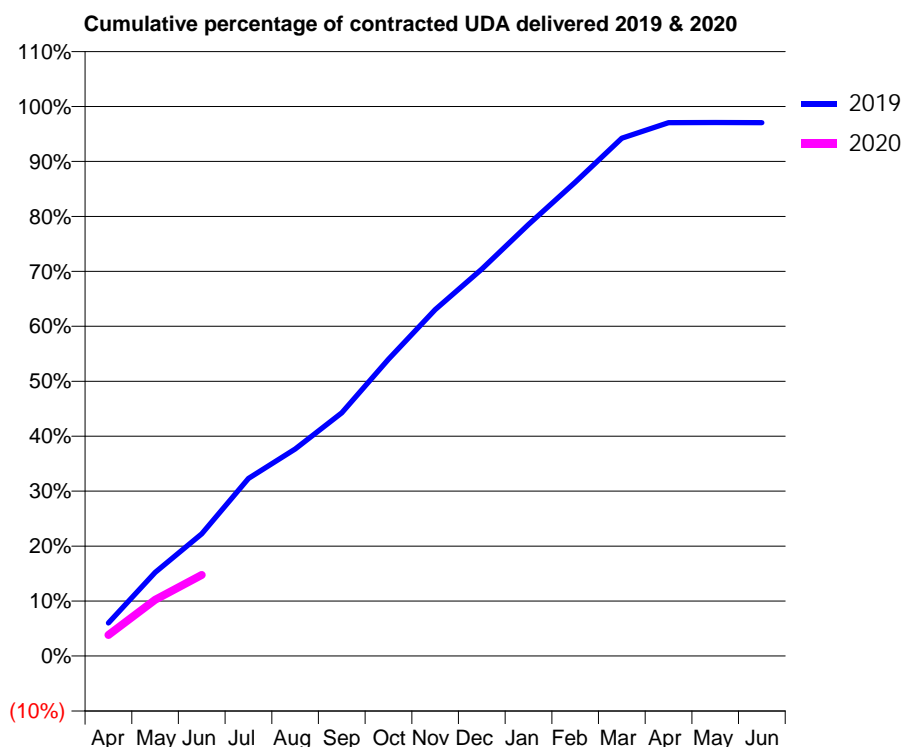
19/20 Contracted general activity (UDA)	61,000
Carry forward general activity (UDA)	0
19/20 Contracted orthodontic activity (UOA)	0
Carry forward orthodontic activity (UOA)	0
Baseline contract value	£1,609,593.52

ACCESS*

Patients seen in 24 months	Total	Change since previous quarter
Quarter ending June 2018	17,721	
Quarter ending September 2018	17,397	↓
Quarter ending December 2018	17,469	→
Quarter ending March 2019	17,132	↓
Quarter ending June 2019	16,644	↓
Variance since June 2018	(6.1%)	↓



ACTIVITY



Month	Adjusted Scheduled Activity (UDA)	
	2019	2020
April	2,777	2,325
May	7,004	6,244
June	10,229	8,993
July	14,861	
August	17,330	
September	20,354	
October	24,847	
November	28,995	
December	32,392	
January	36,124	
February	39,661	
March	43,335	
April	44,649	
May	44,655	
June	44,649	

QUALITY

	Quantity	Base Number	Contract	AT	Region	England
% of FP17s for the same patient ID Re-attending within 3 months - Children	66	1,309	5.0%	9.0%	10.6%	11.4%
% of FP17s for the same patient ID Re-attending within 3 months - Adults	419	3,156	13.3%	13.8%	15.2%	15.4%
% of FP17s for the same patient ID Re-attending between 3 & 9 months - Children	780	1,309	59.6%	63.0%	62.3%	59.8%
% of FP17s for the same patient ID Re-attending between 3 & 9 months - Adults	1,589	3,156	50.3%	53.8%	53.3%	52.1%
% of FP17s for Band 1 Urgent Courses	425	3,920	10.8%	9.3%	9.7%	9.2%
% of FP17s Relating to Free Repair or Replacements	35	3,920	0.9%	0.7%	0.6%	0.7%
% of FP17s Relating to Continuations	54	3,920	1.4%	0.9%	0.8%	0.8%
% of Patients satisfied with the dentistry they have received	6	6	N/A	93.5%	93.4%	93.4%
% of Patients satisfied with the time they had to wait for an appointment	4	6	N/A	89.0%	86.8%	87.6%

* This is based on patients treated on this contract for their most recent course of treatment. Figures in italics indicate the base number of FP17s or Patient Questionnaire responses are less than 100. N/A is shown where the base number of responses is less than 10 during the period. % is calculated as Quantity/Base number*100

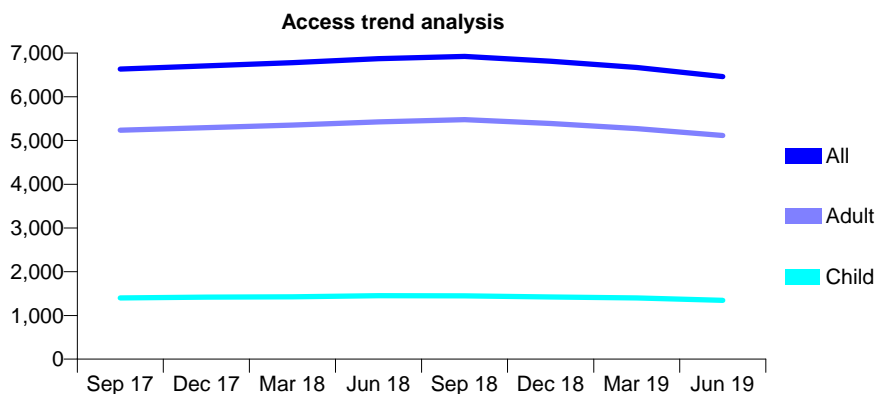
Q65 - Vital Signs At a Glance Contract Report for 101435/0055 - June 2019

Name or company name	IDH Limited
Contract type name	GDS Contract
Purpose of contract	General
Contract start date	02/01/2007
Contract end date	

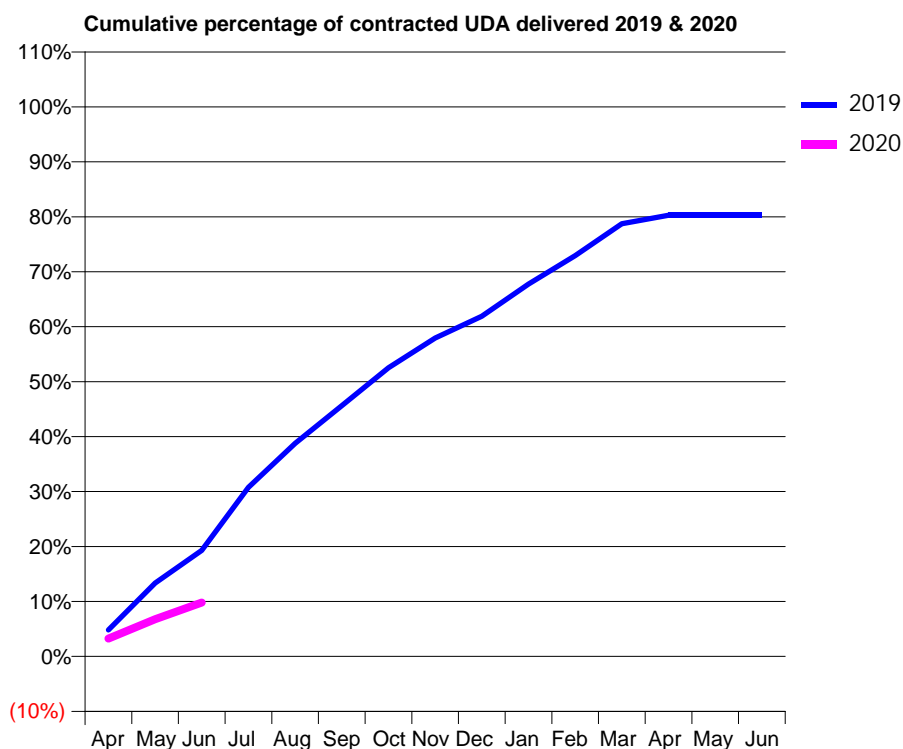
19/20 Contracted general activity (UDA)	21,000
Carry forward general activity (UDA)	0
19/20 Contracted orthodontic activity (UOA)	0
Carry forward orthodontic activity (UOA)	0
Baseline contract value	£483,577.88

ACCESS*

Patients seen in 24 months	Total	Change since previous quarter
Quarter ending June 2018	6,874	
Quarter ending September 2018	6,923	→
Quarter ending December 2018	6,811	↓
Quarter ending March 2019	6,672	↓
Quarter ending June 2019	6,461	↓
Variance since June 2018	(6.0%)	↓



ACTIVITY



Month	Adjusted Scheduled Activity (UDA)	
	2019	2020
April	987	680
May	2,736	1,422
June	3,956	2,056
July	6,307	
August	7,954	
September	9,349	
October	10,770	
November	11,876	
December	12,687	
January	13,888	
February	14,952	
March	16,141	
April	16,459	
May	16,457	
June	16,453	

QUALITY

	Quantity	Base Number	Contract	AT	Region	England
% of FP17s for the same patient ID Re-attending within 3 months - Children	26	369	7.0%	9.0%	10.6%	11.4%
% of FP17s for the same patient ID Re-attending within 3 months - Adults	126	1,245	10.1%	13.8%	15.2%	15.4%
% of FP17s for the same patient ID Re-attending between 3 & 9 months - Children	216	369	58.5%	63.0%	62.3%	59.8%
% of FP17s for the same patient ID Re-attending between 3 & 9 months - Adults	746	1,245	59.9%	53.8%	53.3%	52.1%
% of FP17s for Band 1 Urgent Courses	116	1,162	10.0%	9.3%	9.7%	9.2%
% of FP17s Relating to Free Repair or Replacements	15	1,162	1.3%	0.7%	0.6%	0.7%
% of FP17s Relating to Continuations	11	1,162	0.9%	0.9%	0.8%	0.8%
% of Patients satisfied with the dentistry they have received	3	4	N/A	93.5%	93.4%	93.4%
% of Patients satisfied with the time they had to wait for an appointment	4	4	N/A	89.0%	86.8%	87.6%

* This is based on patients treated on this contract for their most recent course of treatment. Figures in italics indicate the base number of FP17s or Patient Questionnaire responses are less than 100. N/A is shown where the base number of responses is less than 10 during the period. % is calculated as Quantity/Base number*100

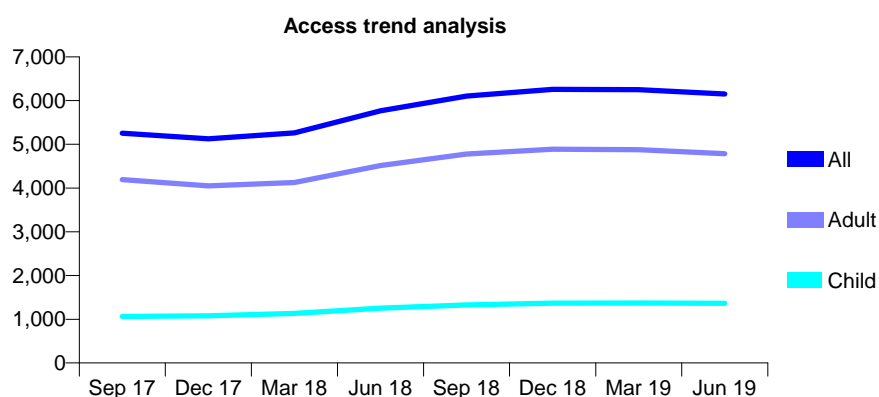
Q65 - Vital Signs At a Glance Contract Report for 101435/0069 - June 2019

Name or company name	IDH Limited
Contract type name	GDS Contract
Purpose of contract	General
Contract start date	07/09/2007
Contract end date	

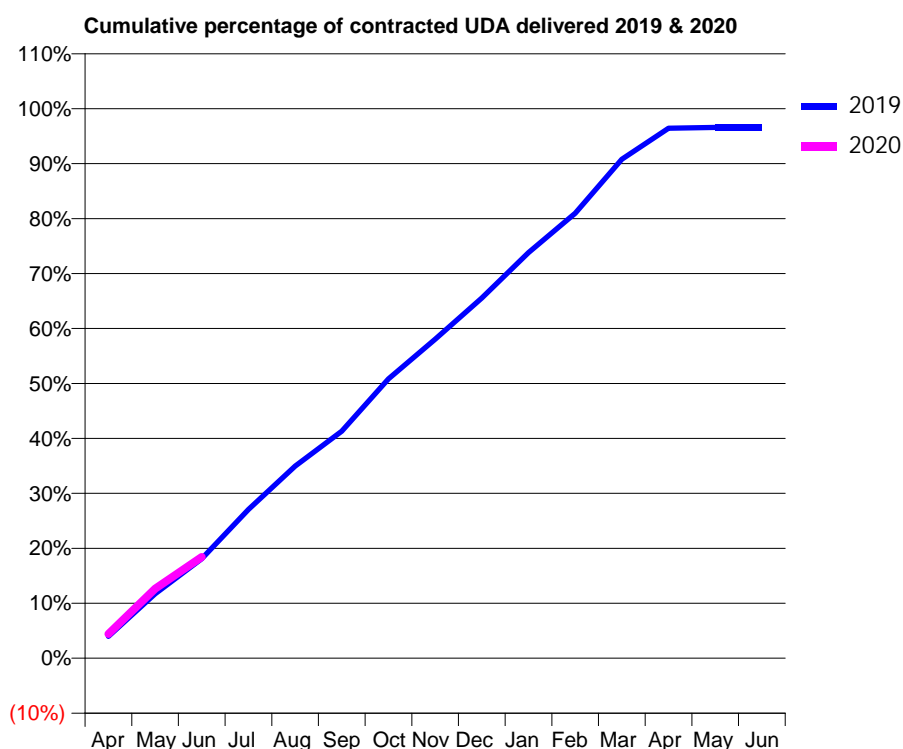
19/20 Contracted general activity (UDA)	21,132
Carry forward general activity (UDA)	0
19/20 Contracted orthodontic activity (UOA)	0
Carry forward orthodontic activity (UOA)	0
Baseline contract value	£438,557.89

ACCESS*

Patients seen in 24 months	Total	Change since previous quarter
Quarter ending June 2018	5,766	
Quarter ending September 2018	6,106	↑
Quarter ending December 2018	6,256	↑
Quarter ending March 2019	6,249	→
Quarter ending June 2019	6,151	↓
Variance since June 2018	6.7%	↑



ACTIVITY



Month	2019	2020
April	846	934
May	2,477	2,674
June	3,823	3,893
July	5,719	
August	7,389	
September	8,733	
October	10,742	
November	12,270	
December	13,849	
January	15,595	
February	17,110	
March	19,188	
April	20,382	
May	20,406	
June	20,405	

QUALITY

	Quantity	Base Number	Contract	AT	Region	England
% of FP17s for the same patient ID Re-attending within 3 months - Children	20	453	4.4%	9.0%	10.6%	11.4%
% of FP17s for the same patient ID Re-attending within 3 months - Adults	164	1,558	10.5%	13.8%	15.2%	15.4%
% of FP17s for the same patient ID Re-attending between 3 & 9 months - Children	308	453	68.0%	63.0%	62.3%	59.8%
% of FP17s for the same patient ID Re-attending between 3 & 9 months - Adults	828	1,558	53.1%	53.8%	53.3%	52.1%
% of FP17s for Band 1 Urgent Courses	91	1,675	5.4%	9.3%	9.7%	9.2%
% of FP17s Relating to Free Repair or Replacements	12	1,675	0.7%	0.7%	0.6%	0.7%
% of FP17s Relating to Continuations	32	1,675	1.9%	0.9%	0.8%	0.8%
% of Patients satisfied with the dentistry they have received	13	13	100.0%	93.5%	93.4%	93.4%
% of Patients satisfied with the time they had to wait for an appointment	9	13	69.2%	89.0%	86.8%	87.6%

* This is based on patients treated on this contract for their most recent course of treatment.

Figures in italics indicate the base number of FP17s or Patient Questionnaire responses are less than 100. N/A is shown where the base number of responses is less than 10 during the period. % is calculated as Quantity/Base number*100

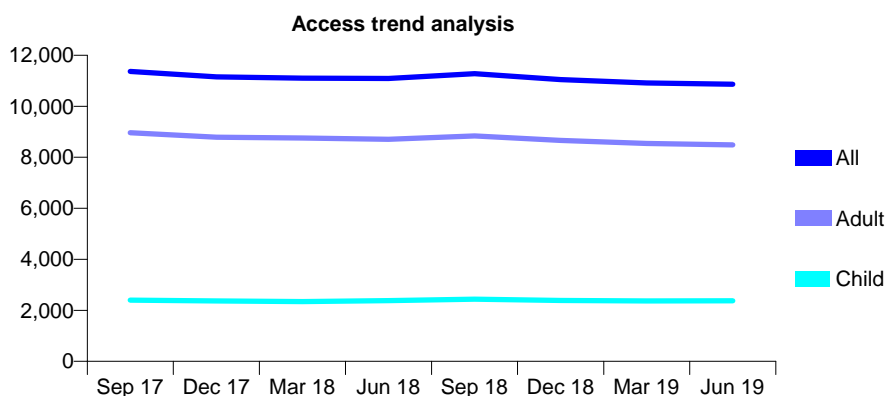
Q65 - Vital Signs At a Glance Contract Report for 101435/0122 - June 2019

Name or company name	IDH Limited
Contract type name	GDS Contract
Purpose of contract	General
Contract start date	01/04/2009
Contract end date	

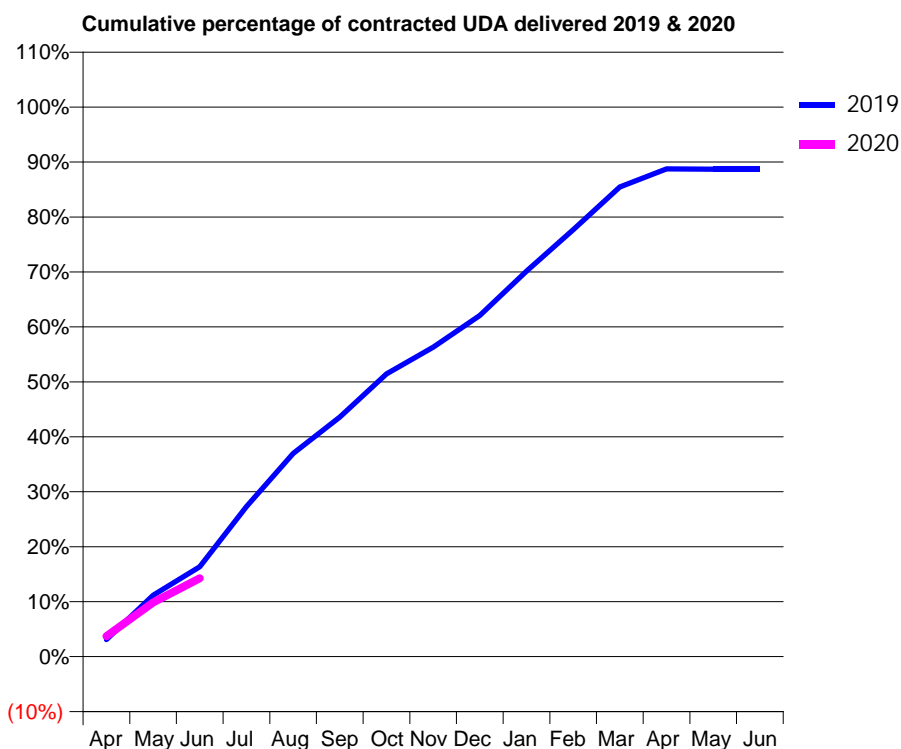
19/20 Contracted general activity (UDA)	36,500
Carry forward general activity (UDA)	0
19/20 Contracted orthodontic activity (UOA)	0
Carry forward orthodontic activity (UOA)	0
Baseline contract value	£847,360.71

ACCESS*

Patients seen in 24 months	Total	Change since previous quarter
Quarter ending June 2018	11,091	
Quarter ending September 2018	11,277	→
Quarter ending December 2018	11,047	↓
Quarter ending March 2019	10,913	↓
Quarter ending June 2019	10,864	→
Variance since June 2018	(2.0%)	↓



ACTIVITY



Month	Adjusted Scheduled Activity (UDA)	
	2019	2020
April	963	1,356
May	3,439	3,601
June	5,030	5,204
July	8,405	
August	11,381	
September	13,409	
October	15,827	
November	17,335	
December	19,106	
January	21,590	
February	23,911	
March	26,304	
April	27,316	
May	27,298	
June	27,298	

QUALITY

	Quantity	Base Number	Contract	AT	Region	England
% of FP17s for the same patient ID Re-attending within 3 months - Children	35	757	4.6%	9.0%	10.6%	11.4%
% of FP17s for the same patient ID Re-attending within 3 months - Adults	193	2,383	8.1%	13.8%	15.2%	15.4%
% of FP17s for the same patient ID Re-attending between 3 & 9 months - Children	454	757	60.0%	63.0%	62.3%	59.8%
% of FP17s for the same patient ID Re-attending between 3 & 9 months - Adults	1,213	2,383	50.9%	53.8%	53.3%	52.1%
% of FP17s for Band 1 Urgent Courses	153	2,658	5.8%	9.3%	9.7%	9.2%
% of FP17s Relating to Free Repair or Replacements	9	2,658	0.3%	0.7%	0.6%	0.7%
% of FP17s Relating to Continuations	9	2,658	0.3%	0.9%	0.8%	0.8%
% of Patients satisfied with the dentistry they have received	5	5	N/A	93.5%	93.4%	93.4%
% of Patients satisfied with the time they had to wait for an appointment	4	5	N/A	89.0%	86.8%	87.6%

* This is based on patients treated on this contract for their most recent course of treatment. Figures in italics indicate the base number of FP17s or Patient Questionnaire responses are less than 100. N/A is shown where the base number of responses is less than 10 during the period. % is calculated as Quantity/Base number*100

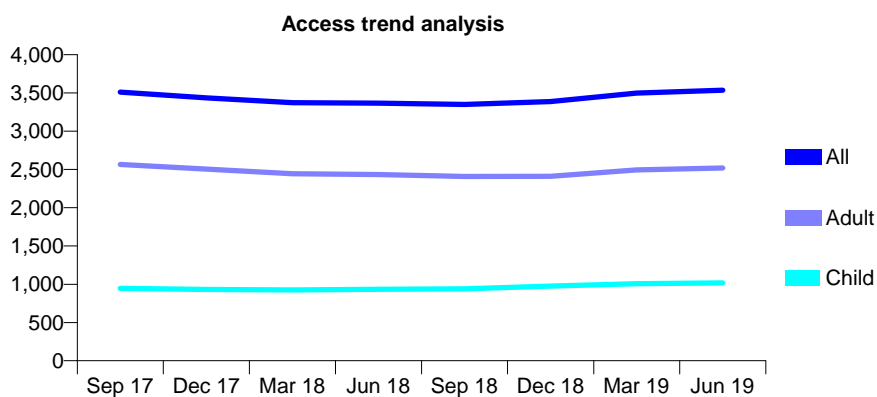
Q65 - Vital Signs At a Glance Contract Report for 101435/0124 - June 2019

Name or company name	IDH Limited
Contract type name	GDS Contract
Purpose of contract	General
Contract start date	01/03/2010
Contract end date	

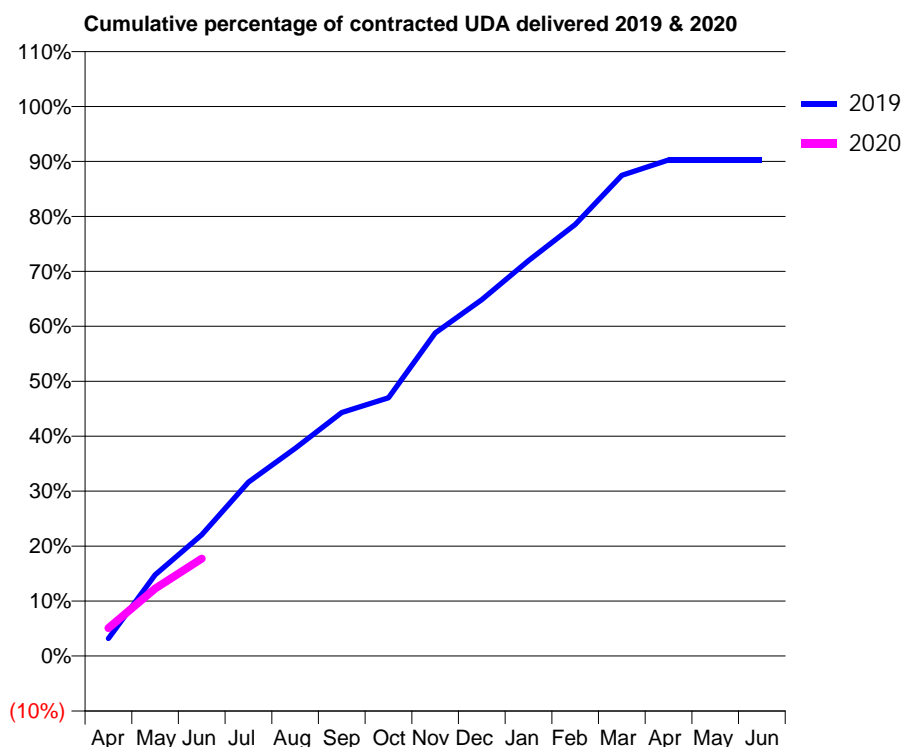
19/20 Contracted general activity (UDA)	12,116
Carry forward general activity (UDA)	0
19/20 Contracted orthodontic activity (UOA)	0
Carry forward orthodontic activity (UOA)	0
Baseline contract value	£313,464.07

ACCESS*

Patients seen in 24 months	Total	Change since previous quarter
Quarter ending June 2018	3,367	
Quarter ending September 2018	3,349	→
Quarter ending December 2018	3,387	→
Quarter ending March 2019	3,499	↑
Quarter ending June 2019	3,536	→
Variance since June 2018	5.0%	↑



ACTIVITY



Month	Adjusted Scheduled Activity (UDA)	
	2019	2020
April	387	616
May	1,791	1,486
June	2,674	2,149
July	3,836	
August	4,580	
September	5,369	
October	5,694	
November	7,123	
December	7,854	
January	8,717	
February	9,512	
March	10,598	
April	10,935	
May	10,935	
June	10,935	

QUALITY

	Quantity	Base Number	Contract	AT	Region	England
% of FP17s for the same patient ID Re-attending within 3 months - Children	29	337	8.6%	9.0%	10.6%	11.4%
% of FP17s for the same patient ID Re-attending within 3 months - Adults	164	779	21.1%	13.8%	15.2%	15.4%
% of FP17s for the same patient ID Re-attending between 3 & 9 months - Children	196	337	58.2%	63.0%	62.3%	59.8%
% of FP17s for the same patient ID Re-attending between 3 & 9 months - Adults	301	779	38.6%	53.8%	53.3%	52.1%
% of FP17s for Band 1 Urgent Courses	150	959	15.6%	9.3%	9.7%	9.2%
% of FP17s Relating to Free Repair or Replacements	8	959	0.8%	0.7%	0.6%	0.7%
% of FP17s Relating to Continuations	14	959	1.5%	0.9%	0.8%	0.8%
% of Patients satisfied with the dentistry they have received	1	1	N/A	93.5%	93.4%	93.4%
% of Patients satisfied with the time they had to wait for an appointment	1	1	N/A	89.0%	86.8%	87.6%

* This is based on patients treated on this contract for their most recent course of treatment. Figures in italics indicate the base number of FP17s or Patient Questionnaire responses are less than 100. N/A is shown where the base number of responses is less than 10 during the period. % is calculated as Quantity/Base number*100

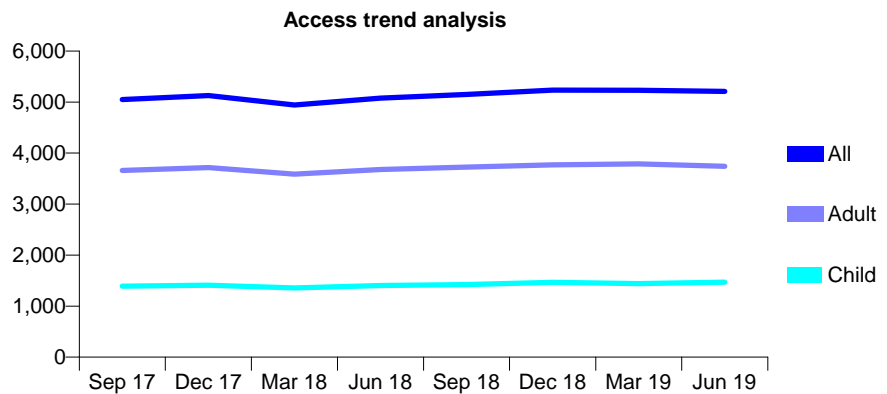
Q65 - Vital Signs At a Glance Contract Report for 101435/0131 - June 2019

Name or company name	IDH Limited
Contract type name	GDS Contract
Purpose of contract	General
Contract start date	01/04/2010
Contract end date	

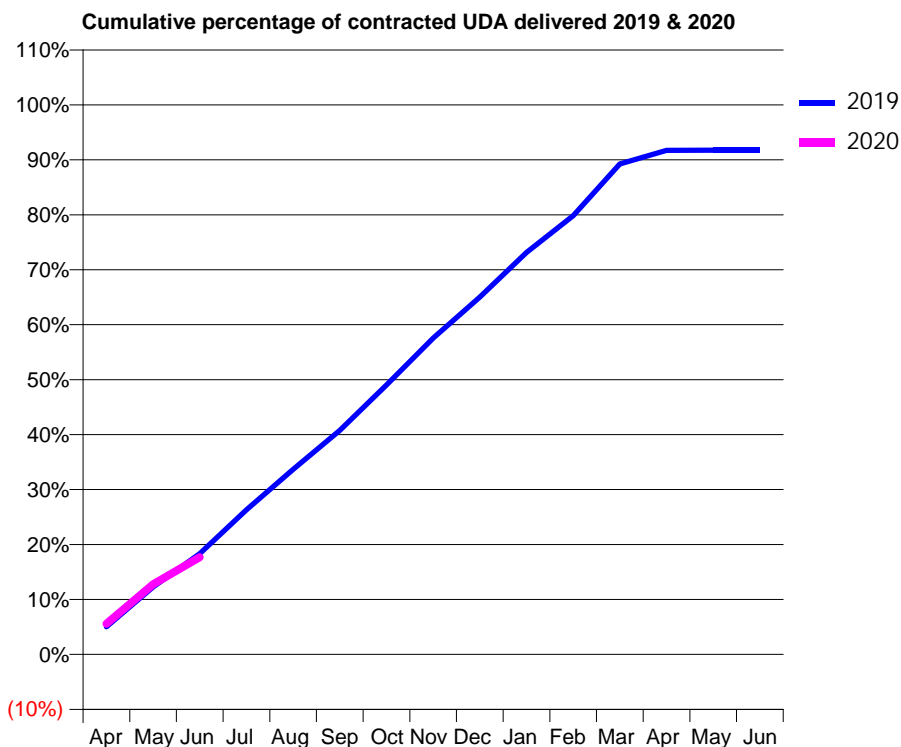
19/20 Contracted general activity (UDA)	17,467
Carry forward general activity (UDA)	0
19/20 Contracted orthodontic activity (UOA)	0
Carry forward orthodontic activity (UOA)	0
Baseline contract value	£451,845.82

ACCESS*

Patients seen in 24 months	Total	Change since previous quarter
Quarter ending June 2018	5,079	
Quarter ending September 2018	5,148	→
Quarter ending December 2018	5,235	→
Quarter ending March 2019	5,233	→
Quarter ending June 2019	5,210	→
Variance since June 2018	2.6%	↑



ACTIVITY



Month	2019	2020
April	879	974
May	2,149	2,231
June	3,201	3,093
July	4,596	
August	5,884	
September	7,117	
October	8,564	
November	10,050	
December	11,358	
January	12,779	
February	13,942	
March	15,589	
April	16,019	
May	16,022	
June	16,022	

QUALITY

	Quantity	Base Number	Contract	AT	Region	England
% of FP17s for the same patient ID Re-attending within 3 months - Children	40	457	8.8%	9.0%	10.6%	11.4%
% of FP17s for the same patient ID Re-attending within 3 months - Adults	104	952	10.9%	13.8%	15.2%	15.4%
% of FP17s for the same patient ID Re-attending between 3 & 9 months - Children	236	457	51.6%	63.0%	62.3%	59.8%
% of FP17s for the same patient ID Re-attending between 3 & 9 months - Adults	495	952	52.0%	53.8%	53.3%	52.1%
% of FP17s for Band 1 Urgent Courses	119	1,205	9.9%	9.3%	9.7%	9.2%
% of FP17s Relating to Free Repair or Replacements	10	1,205	0.8%	0.7%	0.6%	0.7%
% of FP17s Relating to Continuations	10	1,205	0.8%	0.9%	0.8%	0.8%
% of Patients satisfied with the dentistry they have received	3	3	N/A	93.5%	93.4%	93.4%
% of Patients satisfied with the time they had to wait for an appointment	3	3	N/A	89.0%	86.8%	87.6%

* This is based on patients treated on this contract for their most recent course of treatment. Figures in italics indicate the base number of FP17s or Patient Questionnaire responses are less than 100. N/A is shown where the base number of responses is less than 10 during the period. % is calculated as Quantity/Base number*100

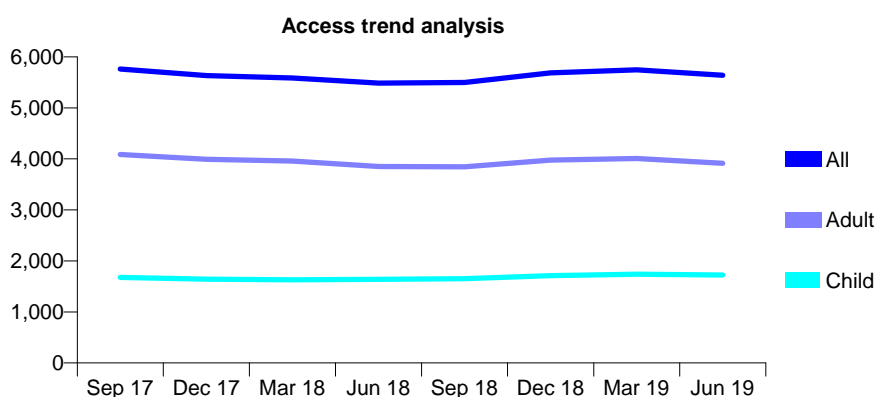
Q65 - Vital Signs At a Glance Contract Report for 101435/0138 - June 2019

Name or company name	IDH Limited
Contract type name	GDS Contract
Purpose of contract	General
Contract start date	16/08/2010
Contract end date	

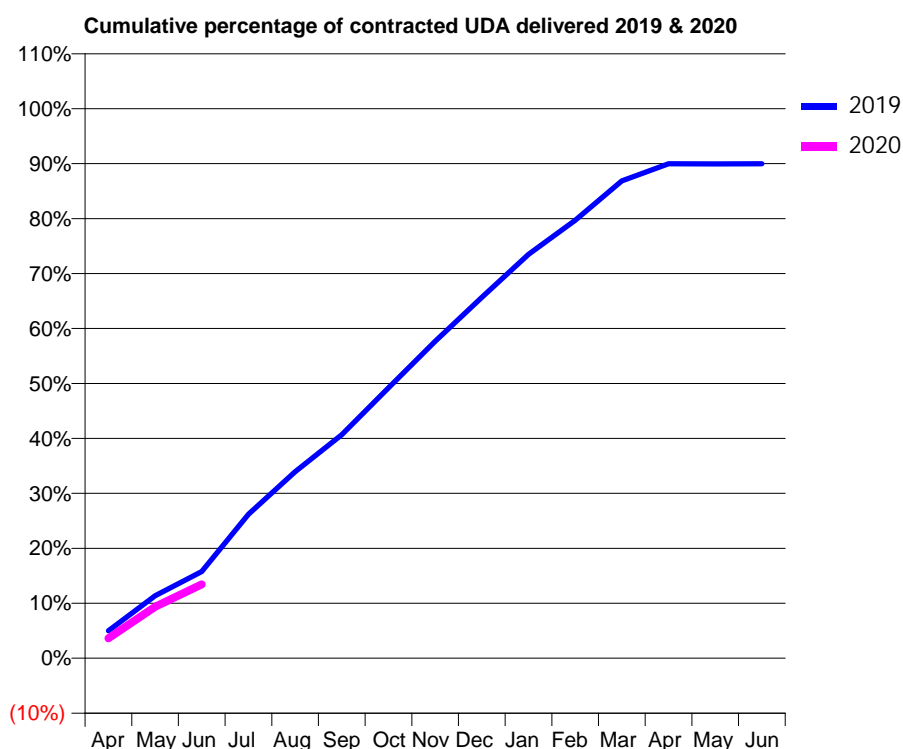
19/20 Contracted general activity (UDA)	22,590
Carry forward general activity (UDA)	0
19/20 Contracted orthodontic activity (UOA)	0
Carry forward orthodontic activity (UOA)	0
Baseline contract value	£573,742.52

ACCESS*

Patients seen in 24 months	Total	Change since previous quarter
Quarter ending June 2018	5,487	
Quarter ending September 2018	5,496	→
Quarter ending December 2018	5,685	↑
Quarter ending March 2019	5,746	→
Quarter ending June 2019	5,638	↓
Variance since June 2018	2.8%	↑



ACTIVITY



Adjusted Scheduled Activity (UDA)		
Month	2019	2020
April	954	821
May	2,160	2,111
June	2,999	3,039
July	4,976	
August	6,448	
September	7,729	
October	9,347	
November	10,958	
December	12,474	
January	13,961	
February	15,146	
March	16,502	
April	17,092	
May	17,091	
June	17,092	

QUALITY

	Quantity	Base Number	Contract	AT	Region	England
% of FP17s for the same patient ID Re-attending within 3 months - Children	30	505	5.9%	9.0%	10.6%	11.4%
% of FP17s for the same patient ID Re-attending within 3 months - Adults	139	1,156	12.0%	13.8%	15.2%	15.4%
% of FP17s for the same patient ID Re-attending between 3 & 9 months - Children	329	505	65.1%	63.0%	62.3%	59.8%
% of FP17s for the same patient ID Re-attending between 3 & 9 months - Adults	702	1,156	60.7%	53.8%	53.3%	52.1%
% of FP17s for Band 1 Urgent Courses	111	1,373	8.1%	9.3%	9.7%	9.2%
% of FP17s Relating to Free Repair or Replacements	8	1,373	0.6%	0.7%	0.6%	0.7%
% of FP17s Relating to Continuations	16	1,373	1.2%	0.9%	0.8%	0.8%
% of Patients satisfied with the dentistry they have received	4	5	N/A	93.5%	93.4%	93.4%
% of Patients satisfied with the time they had to wait for an appointment	5	5	N/A	89.0%	86.8%	87.6%

* This is based on patients treated on this contract for their most recent course of treatment.

Figures in italics indicate the base number of FP17s or Patient Questionnaire responses are less than 100. N/A is shown where the base number of responses is less than 10 during the period. % is calculated as Quantity/Base number*100

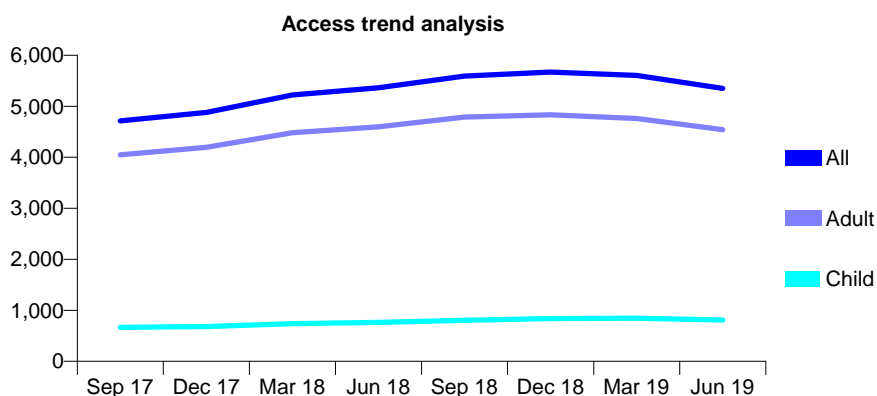
Q65 - Vital Signs At a Glance Contract Report for 101435/0140 - June 2019

Name or company name	IDH Limited
Contract type name	GDS Contract
Purpose of contract	General
Contract start date	16/08/2010
Contract end date	

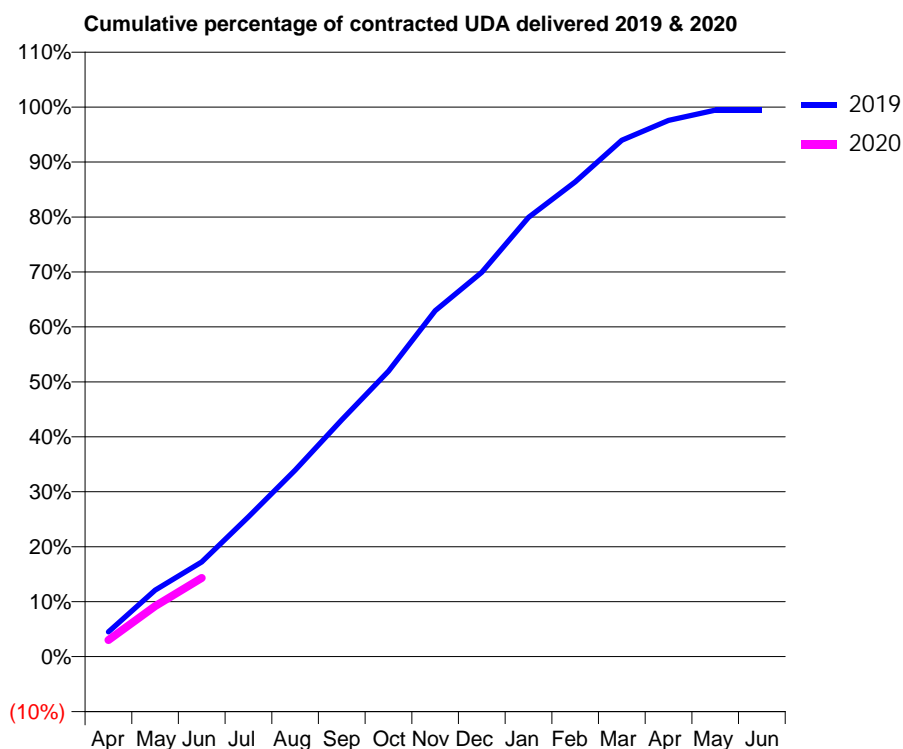
19/20 Contracted general activity (UDA)	16,000
Carry forward general activity (UDA)	0
19/20 Contracted orthodontic activity (UOA)	0
Carry forward orthodontic activity (UOA)	0
Baseline contract value	£403,785.42

ACCESS*

Patients seen in 24 months	Total	Change since previous quarter
Quarter ending June 2018	5,364	
Quarter ending September 2018	5,590	↑
Quarter ending December 2018	5,671	→
Quarter ending March 2019	5,605	↓
Quarter ending June 2019	5,351	↓
Variance since June 2018	(0.2%)	→



ACTIVITY



Month	Adjusted Scheduled Activity (UDA)	
	2019	2020
April	629	482
May	1,693	1,470
June	2,412	2,293
July	3,561	
August	4,753	
September	6,033	
October	7,270	
November	8,816	
December	9,789	
January	11,190	
February	12,095	
March	13,151	
April	13,659	
May	13,920	
June	13,920	

QUALITY

	Quantity	Base Number	Contract	AT	Region	England
% of FP17s for the same patient ID Re-attending within 3 months - Children	20	209	9.6%	9.0%	10.6%	11.4%
% of FP17s for the same patient ID Re-attending within 3 months - Adults	149	893	16.7%	13.8%	15.2%	15.4%
% of FP17s for the same patient ID Re-attending between 3 & 9 months - Children	97	209	46.4%	63.0%	62.3%	59.8%
% of FP17s for the same patient ID Re-attending between 3 & 9 months - Adults	350	893	39.2%	53.8%	53.3%	52.1%
% of FP17s for Band 1 Urgent Courses	124	793	15.6%	9.3%	9.7%	9.2%
% of FP17s Relating to Free Repair or Replacements	0	793	0.0%	0.7%	0.6%	0.7%
% of FP17s Relating to Continuations	13	793	1.6%	0.9%	0.8%	0.8%
% of Patients satisfied with the dentistry they have received	0	0	N/A	93.5%	93.4%	93.4%
% of Patients satisfied with the time they had to wait for an appointment	0	0	N/A	89.0%	86.8%	87.6%

* This is based on patients treated on this contract for their most recent course of treatment. Figures in italics indicate the base number of FP17s or Patient Questionnaire responses are less than 100. N/A is shown where the base number of responses is less than 10 during the period. % is calculated as Quantity/Base number*100

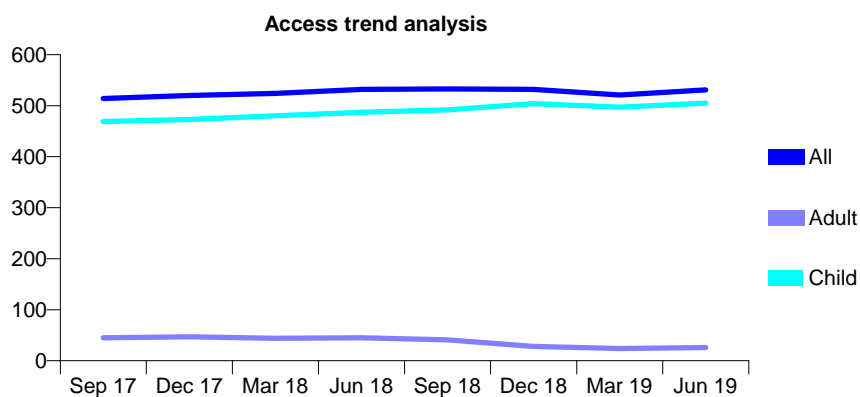
Q65 - Vital Signs At a Glance Contract Report for 104310/0001 - June 2019

Name or company name	Henleaze Dental Practice Ltd
Contract type name	GDS Contract
Purpose of contract	General
Contract start date	01/07/2010
Contract end date	

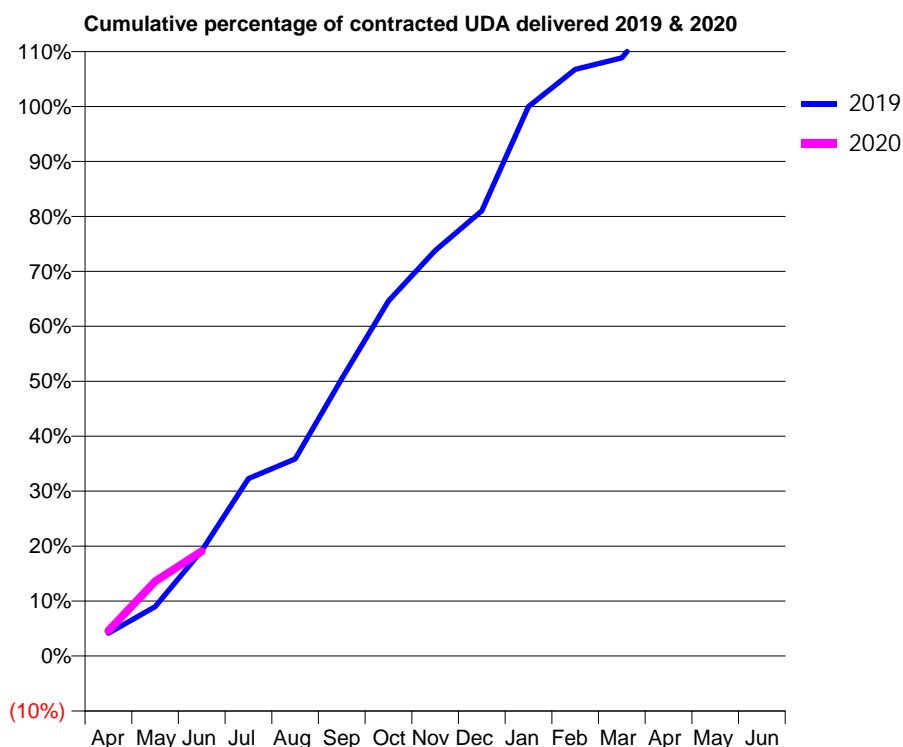
19/20 Contracted general activity (UDA)	612
Carry forward general activity (UDA)	0
19/20 Contracted orthodontic activity (UOA)	0
Carry forward orthodontic activity (UOA)	0
Baseline contract value	£11,778.50

ACCESS*

Patients seen in 24 months	Total	Change since previous quarter
Quarter ending June 2018	532	
Quarter ending September 2018	533	→
Quarter ending December 2018	532	→
Quarter ending March 2019	521	↓
Quarter ending June 2019	531	→
Variance since June 2018	(0.2%)	→



ACTIVITY



Month	Adjusted Scheduled Activity (UDA)	
	2019	2020
April	25	28
May	55	83
June	117	117
July	198	
August	220	
September	309	
October	395	
November	452	
December	496	
January	612	
February	653	
March	666	
April	729	
May	729	
June	729	

QUALITY

	Quantity	Base Number	Contract	AT	Region	England
% of FP17s for the same patient ID Re-attending within 3 months - Children	9	141	6.4%	9.0%	10.6%	11.4%
% of FP17s for the same patient ID Re-attending within 3 months - Adults	0	0	N/A	13.8%	15.2%	15.4%
% of FP17s for the same patient ID Re-attending between 3 & 9 months - Children	43	141	30.5%	63.0%	62.3%	59.8%
% of FP17s for the same patient ID Re-attending between 3 & 9 months - Adults	0	0	N/A	53.8%	53.3%	52.1%
% of FP17s for Band 1 Urgent Courses	3	92	3.3%	9.3%	9.7%	9.2%
% of FP17s Relating to Free Repair or Replacements	0	92	0.0%	0.7%	0.6%	0.7%
% of FP17s Relating to Continuations	0	92	0.0%	0.9%	0.8%	0.8%
% of Patients satisfied with the dentistry they have received	0	0	N/A	93.5%	93.4%	93.4%
% of Patients satisfied with the time they had to wait for an appointment	0	0	N/A	89.0%	86.8%	87.6%

* This is based on patients treated on this contract for their most recent course of treatment. Figures in italics indicate the base number of FP17s or Patient Questionnaire responses are less than 100. N/A is shown where the base number of responses is less than 10 during the period. % is calculated as Quantity/Base number*100

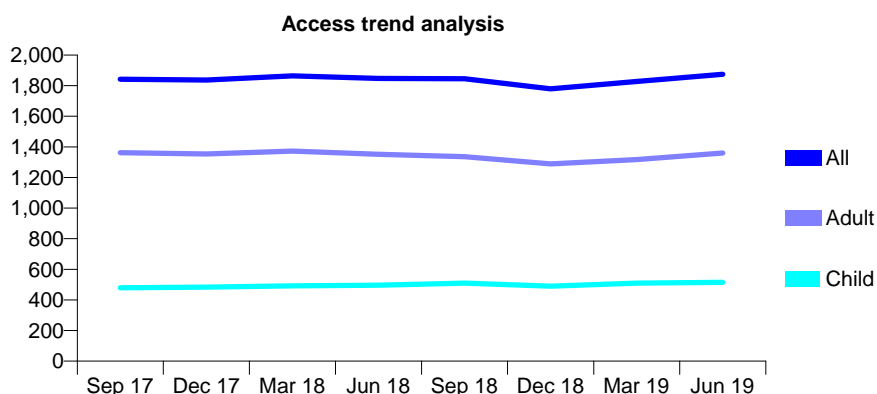
Q65 - Vital Signs At a Glance Contract Report for 106089/0001 - June 2019

Name or company name	Church Street Dental Practice Ltd
Contract type name	GDS Contract
Purpose of contract	General and Orthodontic
Contract start date	01/04/2010
Contract end date	

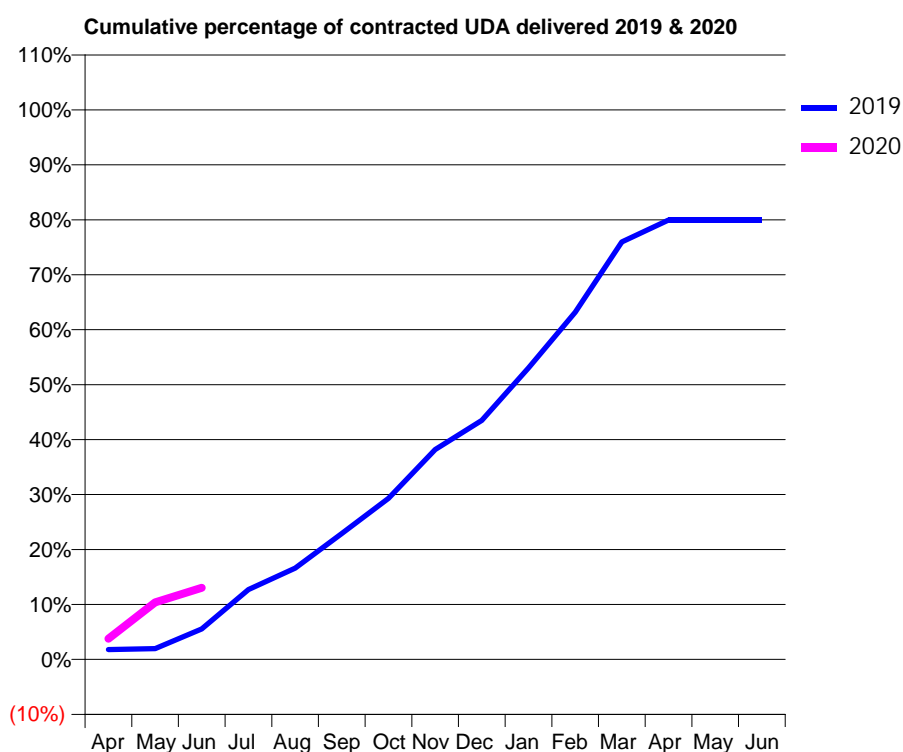
19/20 Contracted general activity (UDA)	3,250
Carry forward general activity (UDA)	0
19/20 Contracted orthodontic activity (UOA)	462
Carry forward orthodontic activity (UOA)	0
Baseline contract value	£103,737.18

ACCESS*

Patients seen in 24 months	Total	Change since previous quarter
Quarter ending June 2018	1,847	
Quarter ending September 2018	1,845	→
Quarter ending December 2018	1,779	↓
Quarter ending March 2019	1,827	↑
Quarter ending June 2019	1,875	↑
Variance since June 2018	1.5%	→



ACTIVITY



Month	2019	2020
April	59	123
May	64	338
June	180	424
July	413	
August	540	
September	745	
October	953	
November	1,241	
December	1,413	
January	1,724	
February	2,053	
March	2,469	
April	2,599	
May	2,599	
June	2,599	

QUALITY

	Quantity	Base Number	Contract	AT	Region	England
% of FP17s for the same patient ID Re-attending within 3 months - Children	7	144	4.9%	9.0%	10.6%	11.4%
% of FP17s for the same patient ID Re-attending within 3 months - Adults	39	281	13.9%	13.8%	15.2%	15.4%
% of FP17s for the same patient ID Re-attending between 3 & 9 months - Children	72	144	50.0%	63.0%	62.3%	59.8%
% of FP17s for the same patient ID Re-attending between 3 & 9 months - Adults	131	281	46.6%	53.8%	53.3%	52.1%
% of FP17s for Band 1 Urgent Courses	24	251	9.6%	9.3%	9.7%	9.2%
% of FP17s Relating to Free Repair or Replacements	0	251	0.0%	0.7%	0.6%	0.7%
% of FP17s Relating to Continuations	2	251	0.8%	0.9%	0.8%	0.8%
% of Patients satisfied with the dentistry they have received	1	1	N/A	93.5%	93.4%	93.4%
% of Patients satisfied with the time they had to wait for an appointment	1	1	N/A	89.0%	86.8%	87.6%

* This is based on patients treated on this contract for their most recent course of treatment. Figures in italics indicate the base number of FP17s or Patient Questionnaire responses are less than 100. N/A is shown where the base number of responses is less than 10 during the period. % is calculated as Quantity/Base number*100

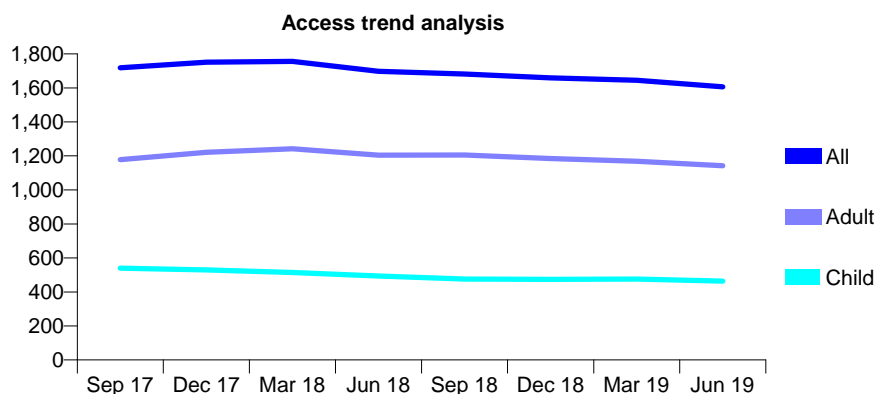
Q65 - Vital Signs At a Glance Contract Report for 106305/0001 - June 2019

Name or company name	Mr Georgios Mexias
Contract type name	GDS Contract
Purpose of contract	General
Contract start date	02/09/2015
Contract end date	

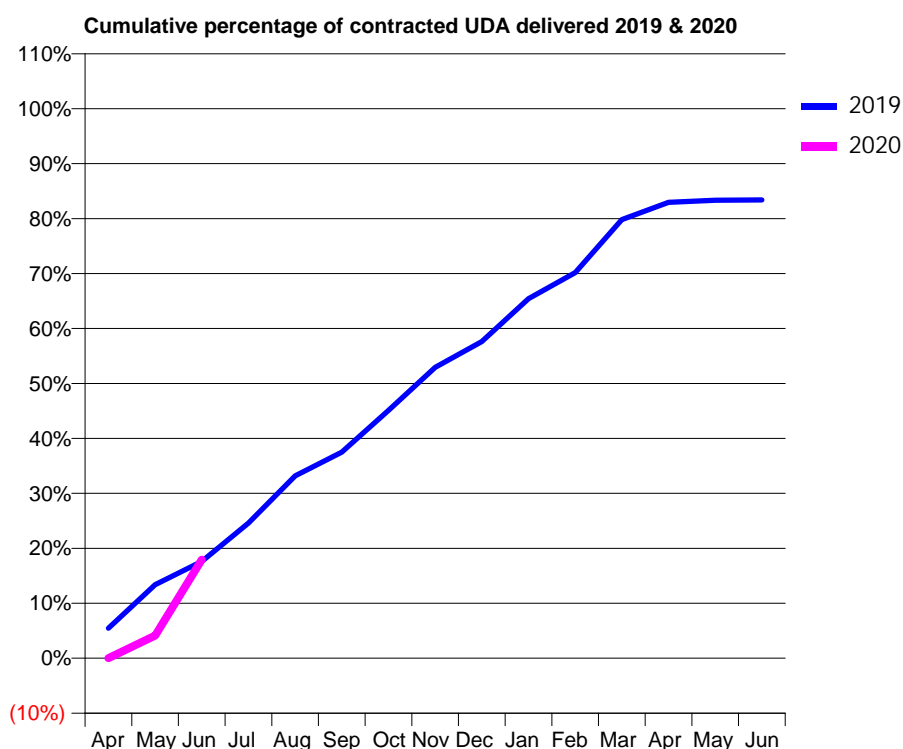
19/20 Contracted general activity (UDA)	3,509
Carry forward general activity (UDA)	0
19/20 Contracted orthodontic activity (UOA)	0
Carry forward orthodontic activity (UOA)	0
Baseline contract value	£86,873.18

ACCESS*

Patients seen in 24 months	Total	Change since previous quarter
Quarter ending June 2018	1,698	
Quarter ending September 2018	1,681	↓
Quarter ending December 2018	1,659	↓
Quarter ending March 2019	1,644	→
Quarter ending June 2019	1,606	↓
Variance since June 2018	(5.4%)	↓



ACTIVITY



Month	2019	2020
April	251	0
May	616	145
June	811	629
July	1,132	
August	1,527	
September	1,726	
October	2,076	
November	2,437	
December	2,652	
January	3,010	
February	3,230	
March	3,673	
April	3,819	
May	3,836	
June	3,839	

QUALITY

	Quantity	Base Number	Contract	AT	Region	England
% of FP17s for the same patient ID Re-attending within 3 months - Children	9	119	7.6%	9.0%	10.6%	11.4%
% of FP17s for the same patient ID Re-attending within 3 months - Adults	36	297	12.1%	13.8%	15.2%	15.4%
% of FP17s for the same patient ID Re-attending between 3 & 9 months - Children	74	119	62.2%	63.0%	62.3%	59.8%
% of FP17s for the same patient ID Re-attending between 3 & 9 months - Adults	172	297	57.9%	53.8%	53.3%	52.1%
% of FP17s for Band 1 Urgent Courses	15	325	4.6%	9.3%	9.7%	9.2%
% of FP17s Relating to Free Repair or Replacements	7	325	2.2%	0.7%	0.6%	0.7%
% of FP17s Relating to Continuations	5	325	1.5%	0.9%	0.8%	0.8%
% of Patients satisfied with the dentistry they have received	2	2	N/A	93.5%	93.4%	93.4%
% of Patients satisfied with the time they had to wait for an appointment	1	2	N/A	89.0%	86.8%	87.6%

* This is based on patients treated on this contract for their most recent course of treatment.

Figures in italics indicate the base number of FP17s or Patient Questionnaire responses are less than 100. N/A is shown where the base number of responses is less than 10 during the period. % is calculated as Quantity/Base number*100

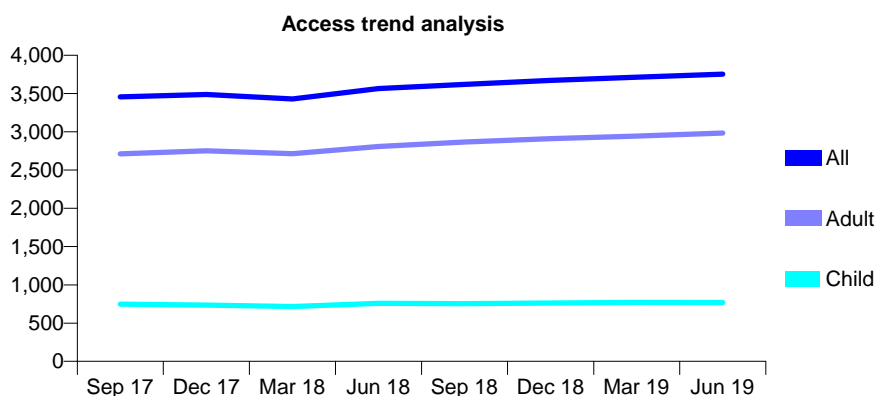
Q65 - Vital Signs At a Glance Contract Report for 107034/0003 - June 2019

Name or company name	TDK Dental Limited
Contract type name	GDS Contract
Purpose of contract	General
Contract start date	01/09/2008
Contract end date	

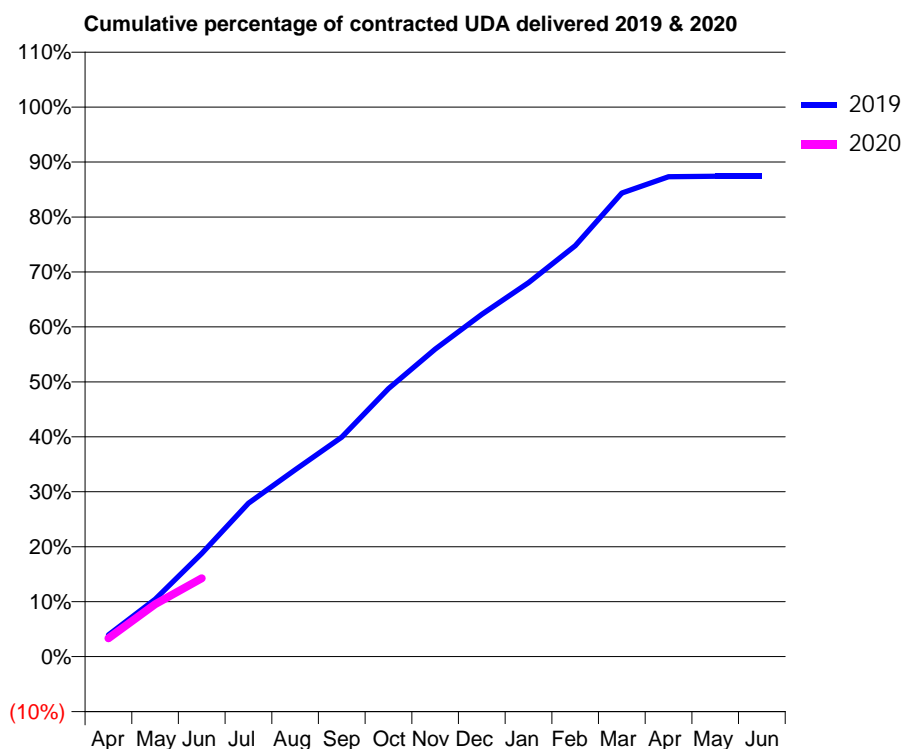
19/20 Contracted general activity (UDA)	13,778
Carry forward general activity (UDA)	0
19/20 Contracted orthodontic activity (UOA)	0
Carry forward orthodontic activity (UOA)	0
Baseline contract value	£355,961.90

ACCESS*

Patients seen in 24 months	Total	Change since previous quarter
Quarter ending June 2018	3,565	
Quarter ending September 2018	3,619	→
Quarter ending December 2018	3,672	→
Quarter ending March 2019	3,714	→
Quarter ending June 2019	3,753	→
Variance since June 2018	5.3%	↑



ACTIVITY



Month	Adjusted Scheduled Activity (UDA)	
	2019	2020
April	544	458
May	1,438	1,317
June	2,586	1,966
July	3,846	
August	4,687	
September	5,500	
October	6,719	
November	7,708	
December	8,581	
January	9,375	
February	10,303	
March	11,621	
April	12,033	
May	12,042	
June	12,042	

QUALITY

	Quantity	Base Number	Contract	AT	Region	England
% of FP17s for the same patient ID Re-attending within 3 months - Children	20	258	7.8%	9.0%	10.6%	11.4%
% of FP17s for the same patient ID Re-attending within 3 months - Adults	174	1,021	17.0%	13.8%	15.2%	15.4%
% of FP17s for the same patient ID Re-attending between 3 & 9 months - Children	165	258	64.0%	63.0%	62.3%	59.8%
% of FP17s for the same patient ID Re-attending between 3 & 9 months - Adults	585	1,021	57.3%	53.8%	53.3%	52.1%
% of FP17s for Band 1 Urgent Courses	124	1,103	11.2%	9.3%	9.7%	9.2%
% of FP17s Relating to Free Repair or Replacements	9	1,103	0.8%	0.7%	0.6%	0.7%
% of FP17s Relating to Continuations	5	1,103	0.5%	0.9%	0.8%	0.8%
% of Patients satisfied with the dentistry they have received	2	2	N/A	93.5%	93.4%	93.4%
% of Patients satisfied with the time they had to wait for an appointment	2	2	N/A	89.0%	86.8%	87.6%

* This is based on patients treated on this contract for their most recent course of treatment. Figures in italics indicate the base number of FP17s or Patient Questionnaire responses are less than 100. N/A is shown where the base number of responses is less than 10 during the period. % is calculated as Quantity/Base number*100

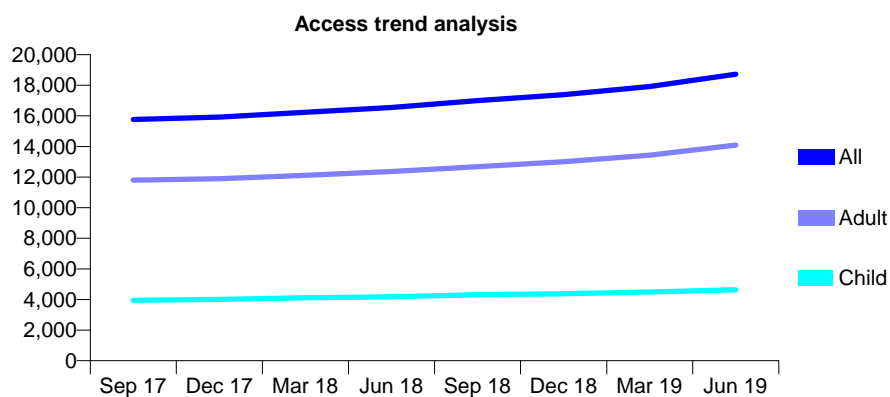
Q65 - Vital Signs At a Glance Contract Report for 107263/0001 - June 2019

Name or company name	Smile Line (UK) Ltd
Contract type name	GDS Contract
Purpose of contract	General
Contract start date	01/06/2014
Contract end date	

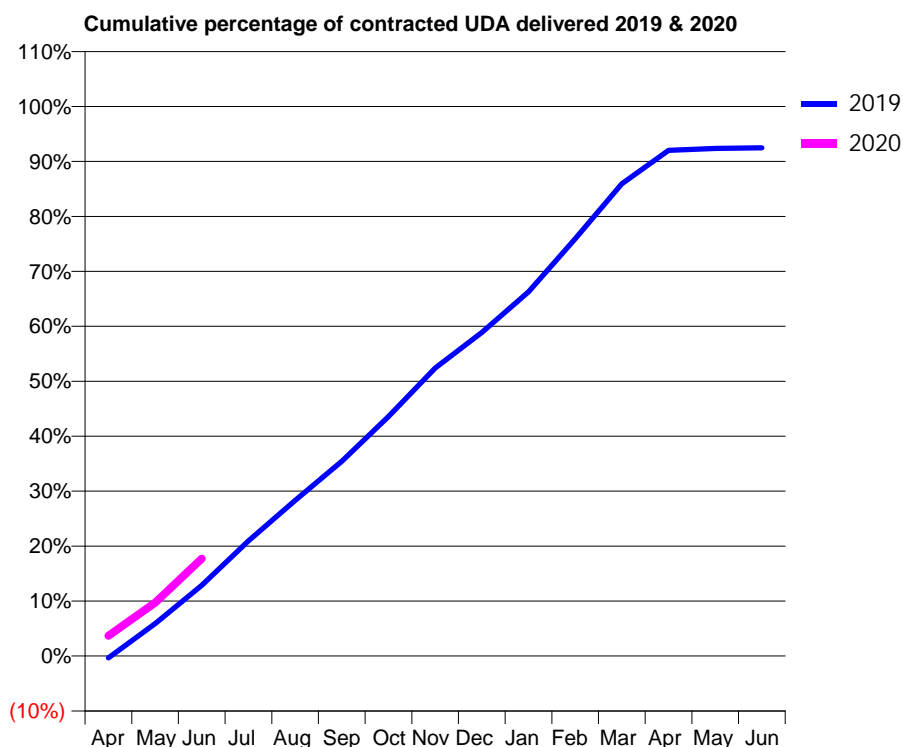
19/20 Contracted general activity (UDA)	54,160
Carry forward general activity (UDA)	0
19/20 Contracted orthodontic activity (UOA)	0
Carry forward orthodontic activity (UOA)	0
Baseline contract value	£1,474,560.35

ACCESS*

Patients seen in 24 months	Total	Change since previous quarter
Quarter ending June 2018	16,551	
Quarter ending September 2018	16,994	↑
Quarter ending December 2018	17,383	↑
Quarter ending March 2019	17,925	↑
Quarter ending June 2019	18,722	↑
Variance since June 2018	13.1%	↑



ACTIVITY



Month	Adjusted Scheduled Activity (UDA)	
	2019	2020
April	-191	2,006
May	3,201	5,259
June	6,971	9,602
July	11,349	
August	15,348	
September	19,200	
October	23,592	
November	28,387	
December	31,889	
January	35,889	
February	41,135	
March	46,530	
April	49,829	
May	50,014	
June	50,075	

QUALITY

	Quantity	Base Number	Contract	AT	Region	England
% of FP17s for the same patient ID Re-attending within 3 months - Children	106	1,513	7.0%	9.0%	10.6%	11.4%
% of FP17s for the same patient ID Re-attending within 3 months - Adults	526	4,239	12.4%	13.8%	15.2%	15.4%
% of FP17s for the same patient ID Re-attending between 3 & 9 months - Children	804	1,513	53.1%	63.0%	62.3%	59.8%
% of FP17s for the same patient ID Re-attending between 3 & 9 months - Adults	1,894	4,239	44.7%	53.8%	53.3%	52.1%
% of FP17s for Band 1 Urgent Courses	729	4,554	16.0%	9.3%	9.7%	9.2%
% of FP17s Relating to Free Repair or Replacements	22	4,554	0.5%	0.7%	0.6%	0.7%
% of FP17s Relating to Continuations	8	4,554	0.2%	0.9%	0.8%	0.8%
% of Patients satisfied with the dentistry they have received	5	5	N/A	93.5%	93.4%	93.4%
% of Patients satisfied with the time they had to wait for an appointment	5	5	N/A	89.0%	86.8%	87.6%

* This is based on patients treated on this contract for their most recent course of treatment. Figures in italics indicate the base number of FP17s or Patient Questionnaire responses are less than 100. N/A is shown where the base number of responses is less than 10 during the period. % is calculated as Quantity/Base number*100

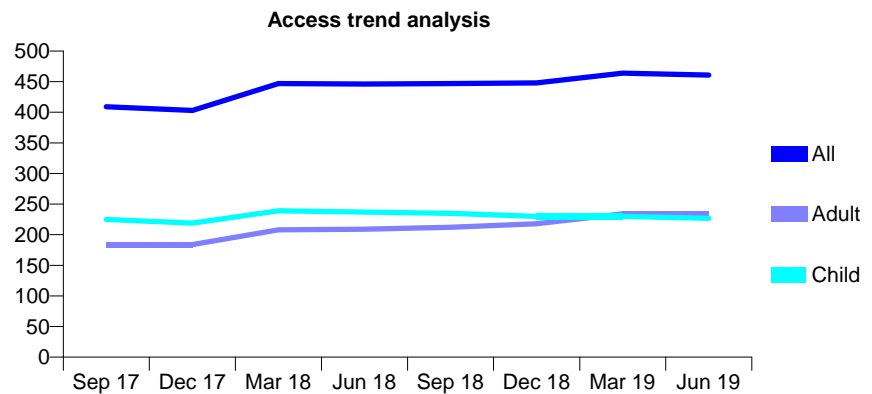
Q65 - Vital Signs At a Glance Contract Report for 109681/0001 - June 2019

Name or company name	Backwell Dental Care Ltd
Contract type name	GDS Contract
Purpose of contract	General
Contract start date	01/06/2010
Contract end date	

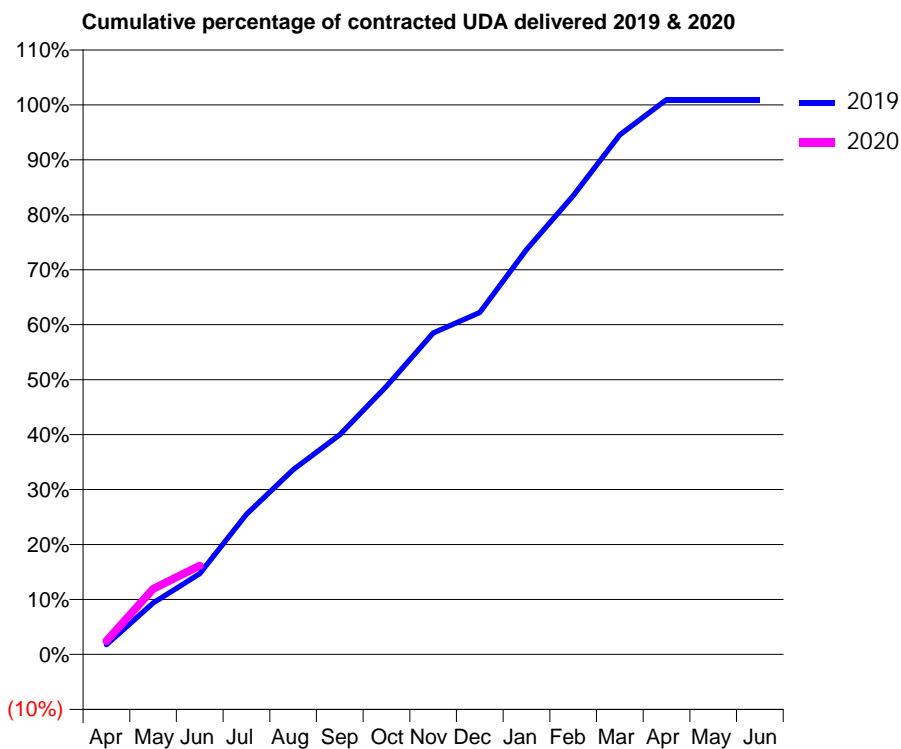
19/20 Contracted general activity (UDA)	1,205
Carry forward general activity (UDA)	0
19/20 Contracted orthodontic activity (UOA)	0
Carry forward orthodontic activity (UOA)	0
Baseline contract value	£36,942.57

ACCESS*

Patients seen in 24 months	Total	Change since previous quarter
Quarter ending June 2018	446	
Quarter ending September 2018	447	→
Quarter ending December 2018	448	→
Quarter ending March 2019	464	↑
Quarter ending June 2019	461	→
Variance since June 2018	3.4%	↑



ACTIVITY



Month	Adjusted Scheduled Activity (UDA)	
	2019	2020
April	21	29
May	113	144
June	177	195
July	307	
August	405	
September	482	
October	588	
November	705	
December	750	
January	888	
February	1,006	
March	1,139	
April	1,216	
May	1,216	
June	1,216	

QUALITY

	Quantity	Base Number	Contract	AT	Region	England
% of FP17s for the same patient ID Re-attending within 3 months - Children	6	94	6.4%	9.0%	10.6%	11.4%
% of FP17s for the same patient ID Re-attending within 3 months - Adults	8	70	11.4%	13.8%	15.2%	15.4%
% of FP17s for the same patient ID Re-attending between 3 & 9 months - Children	74	94	78.7%	63.0%	62.3%	59.8%
% of FP17s for the same patient ID Re-attending between 3 & 9 months - Adults	40	70	57.1%	53.8%	53.3%	52.1%
% of FP17s for Band 1 Urgent Courses	3	127	2.4%	9.3%	9.7%	9.2%
% of FP17s Relating to Free Repair or Replacements	0	127	0.0%	0.7%	0.6%	0.7%
% of FP17s Relating to Continuations	1	127	0.8%	0.9%	0.8%	0.8%
% of Patients satisfied with the dentistry they have received	1	1	N/A	93.5%	93.4%	93.4%
% of Patients satisfied with the time they had to wait for an appointment	1	1	N/A	89.0%	86.8%	87.6%

* This is based on patients treated on this contract for their most recent course of treatment. Figures in italics indicate the base number of FP17s or Patient Questionnaire responses are less than 100. N/A is shown where the base number of responses is less than 10 during the period. % is calculated as Quantity/Base number*100

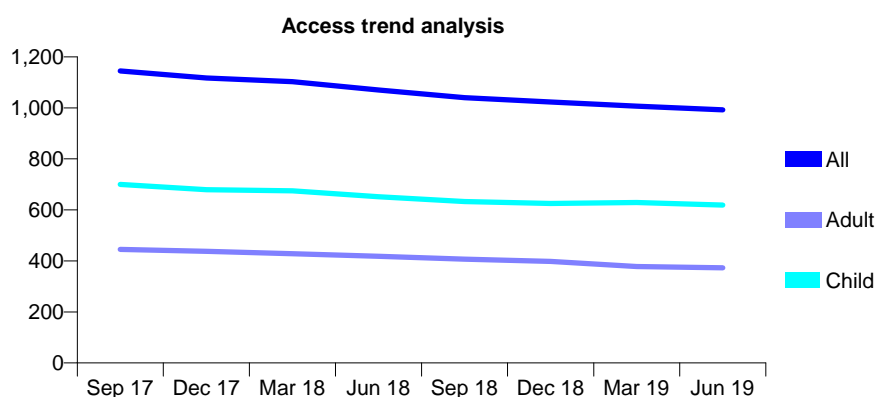
Q65 - Vital Signs At a Glance Contract Report for 111333/0001 - June 2019

Name or company name	Connor Hichens
Contract type name	GDS Contract
Purpose of contract	General and Orthodontic
Contract start date	01/12/2012
Contract end date	

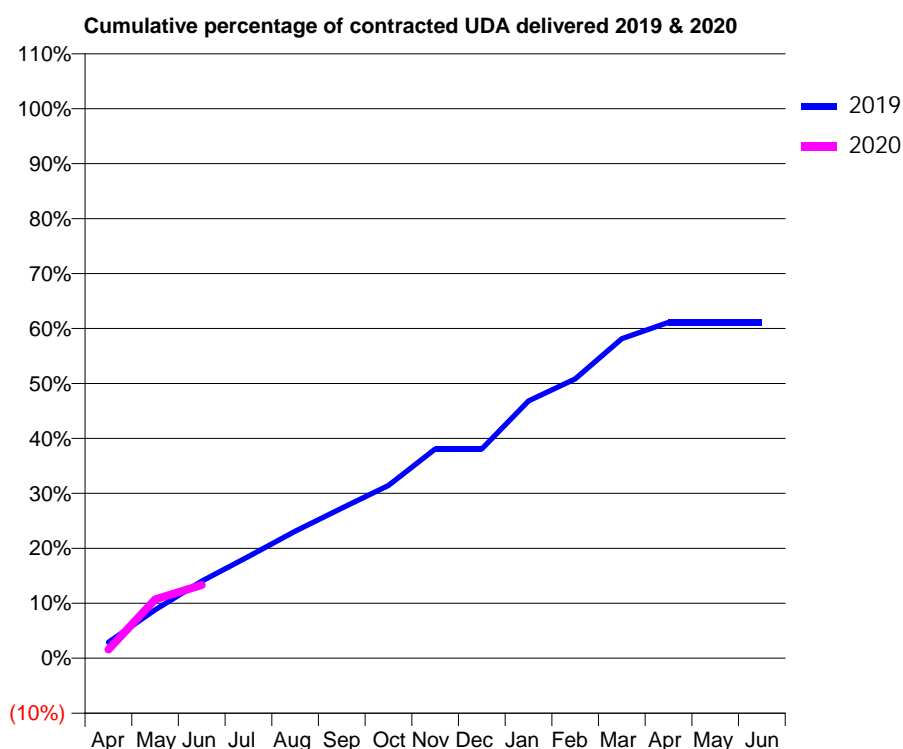
19/20 Contracted general activity (UDA)	2,700
Carry forward general activity (UDA)	0
19/20 Contracted orthodontic activity (UOA)	233
Carry forward orthodontic activity (UOA)	0
Baseline contract value	£75,714.01

ACCESS*

Patients seen in 24 months	Total	Change since previous quarter
Quarter ending June 2018	1,070	
Quarter ending September 2018	1,040	↓
Quarter ending December 2018	1,023	↓
Quarter ending March 2019	1,007	↓
Quarter ending June 2019	992	↓
Variance since June 2018	(7.3%)	↓



ACTIVITY



Month	2019	2020
April	78	43
May	238	289
June	378	360
July	499	
August	624	
September	737	
October	849	
November	1,028	
December	1,028	
January	1,264	
February	1,372	
March	1,570	
April	1,650	
May	1,650	
June	1,650	

QUALITY

	Quantity	Base Number	Contract	AT	Region	England
% of FP17s for the same patient ID Re-attending within 3 months - Children	20	242	8.3%	9.0%	10.6%	11.4%
% of FP17s for the same patient ID Re-attending within 3 months - Adults	6	89	6.7%	13.8%	15.2%	15.4%
% of FP17s for the same patient ID Re-attending between 3 & 9 months - Children	118	242	48.8%	63.0%	62.3%	59.8%
% of FP17s for the same patient ID Re-attending between 3 & 9 months - Adults	39	89	43.8%	53.8%	53.3%	52.1%
% of FP17s for Band 1 Urgent Courses	19	277	6.9%	9.3%	9.7%	9.2%
% of FP17s Relating to Free Repair or Replacements	0	277	0.0%	0.7%	0.6%	0.7%
% of FP17s Relating to Continuations	0	277	0.0%	0.9%	0.8%	0.8%
% of Patients satisfied with the dentistry they have received	6	6	N/A	93.5%	93.4%	93.4%
% of Patients satisfied with the time they had to wait for an appointment	6	6	N/A	89.0%	86.8%	87.6%

* This is based on patients treated on this contract for their most recent course of treatment. Figures in italics indicate the base number of FP17s or Patient Questionnaire responses are less than 100. N/A is shown where the base number of responses is less than 10 during the period. % is calculated as Quantity/Base number*100

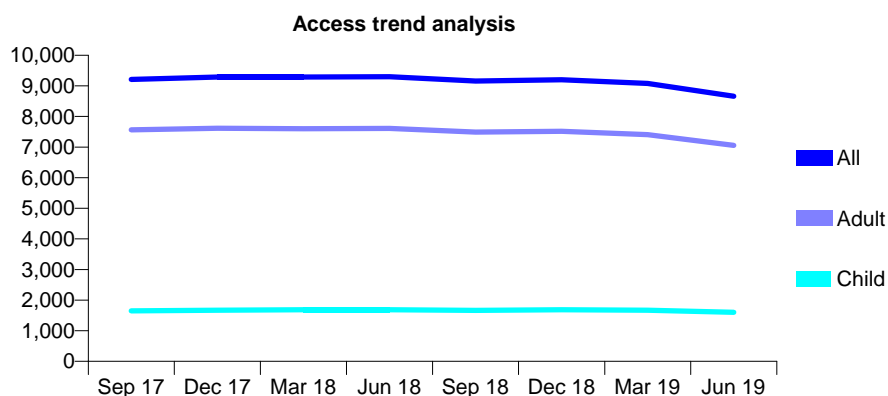
Q65 - Vital Signs At a Glance Contract Report for 112194/0001 - June 2019

Name or company name	High Street Dental Practice
Contract type name	GDS Contract
Purpose of contract	General
Contract start date	01/04/2006
Contract end date	

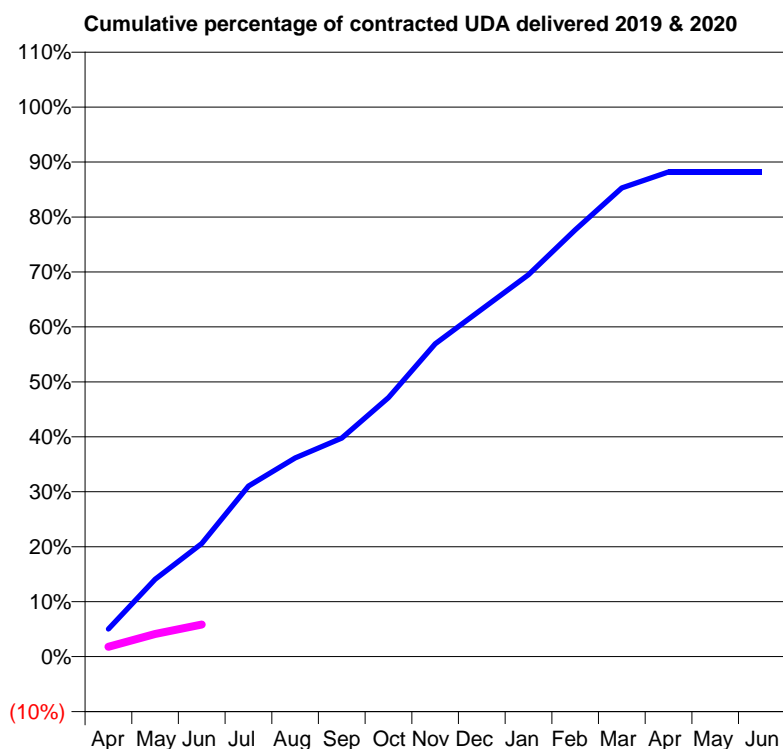
19/20 Contracted general activity (UDA)	31,000
Carry forward general activity (UDA)	0
19/20 Contracted orthodontic activity (UOA)	0
Carry forward orthodontic activity (UOA)	0
Baseline contract value	£825,490.43

ACCESS*

Patients seen in 24 months	Total	Change since previous quarter
Quarter ending June 2018	9,300	
Quarter ending September 2018	9,159	↓
Quarter ending December 2018	9,201	→
Quarter ending March 2019	9,077	↓
Quarter ending June 2019	8,658	↓
Variance since June 2018	(6.9%)	↓



ACTIVITY



Month	Adjusted Scheduled Activity (UDA)	
	2019	2020
April	1,335	555
May	3,736	1,285
June	5,450	1,810
July	8,223	
August	9,581	
September	10,534	
October	12,495	
November	15,086	
December	16,746	
January	18,416	
February	20,579	
March	22,601	
April	23,375	
May	23,372	
June	23,372	

QUALITY

	Quantity	Base Number	Contract	AT	Region	England
% of FP17s for the same patient ID Re-attending within 3 months - Children	5	170	2.9%	9.0%	10.6%	11.4%
% of FP17s for the same patient ID Re-attending within 3 months - Adults	135	894	15.1%	13.8%	15.2%	15.4%
% of FP17s for the same patient ID Re-attending between 3 & 9 months - Children	107	170	62.9%	63.0%	62.3%	59.8%
% of FP17s for the same patient ID Re-attending between 3 & 9 months - Adults	295	894	33.0%	53.8%	53.3%	52.1%
% of FP17s for Band 1 Urgent Courses	54	745	7.2%	9.3%	9.7%	9.2%
% of FP17s Relating to Free Repair or Replacements	21	745	2.8%	0.7%	0.6%	0.7%
% of FP17s Relating to Continuations	39	745	5.2%	0.9%	0.8%	0.8%
% of Patients satisfied with the dentistry they have received	7	9	N/A	93.5%	93.4%	93.4%
% of Patients satisfied with the time they had to wait for an appointment	8	9	N/A	89.0%	86.8%	87.6%

* This is based on patients treated on this contract for their most recent course of treatment. Figures in italics indicate the base number of FP17s or Patient Questionnaire responses are less than 100. N/A is shown where the base number of responses is less than 10 during the period. % is calculated as Quantity/Base number*100

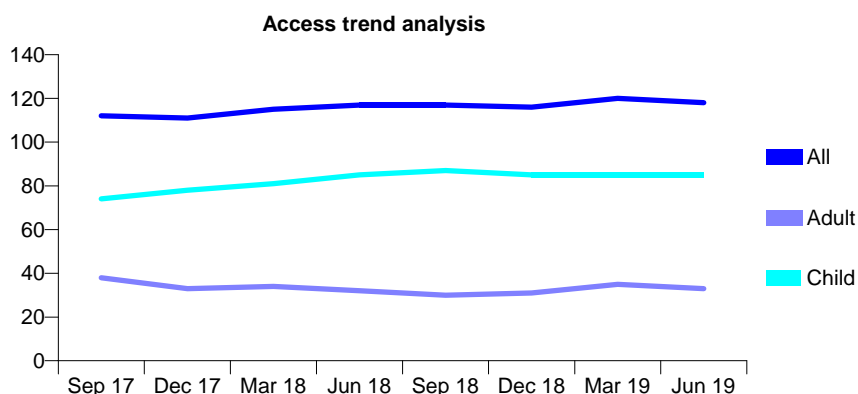
Q65 - Vital Signs At a Glance Contract Report for 114669/0001 - June 2019

Name or company name	MR MI STEWART
Contract type name	GDS Contract
Purpose of contract	General
Contract start date	01/09/2015
Contract end date	

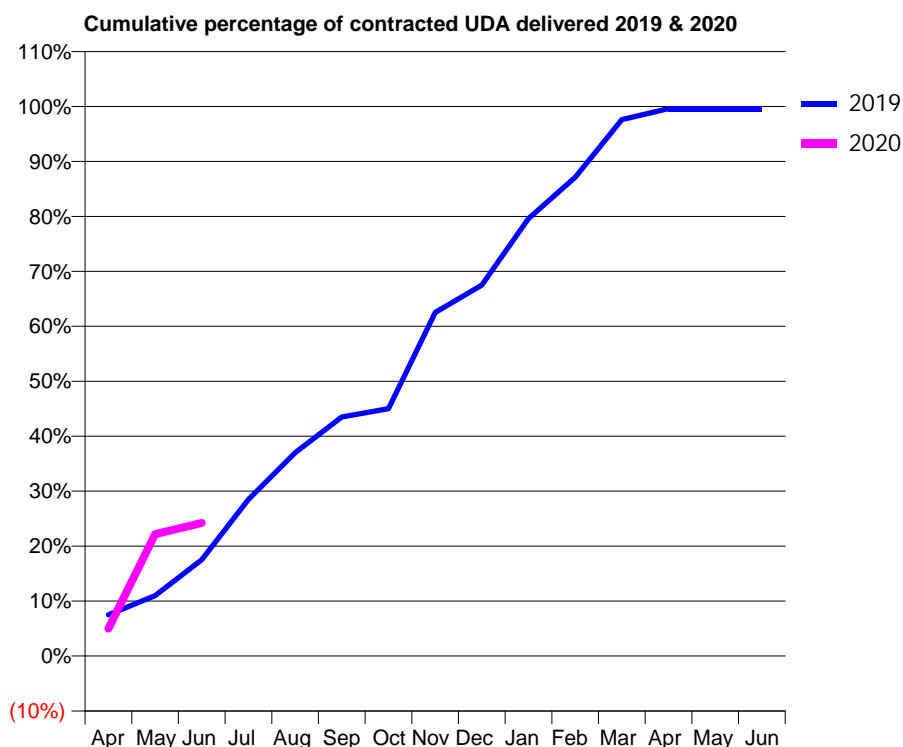
19/20 Contracted general activity (UDA)	200
Carry forward general activity (UDA)	0
19/20 Contracted orthodontic activity (UOA)	0
Carry forward orthodontic activity (UOA)	0
Baseline contract value	£4,354.97

ACCESS*

Patients seen in 24 months	Total	Change since previous quarter
Quarter ending June 2018	117	
Quarter ending September 2018	117	→
Quarter ending December 2018	116	→
Quarter ending March 2019	120	↑
Quarter ending June 2019	118	↓
Variance since June 2018	0.9%	→



ACTIVITY



Month	Adjusted Scheduled Activity (UDA)	
	2019	2020
April	15	10
May	22	44
June	35	48
July	57	
August	74	
September	87	
October	90	
November	125	
December	135	
January	159	
February	174	
March	195	
April	199	
May	199	
June	199	

QUALITY

	Quantity	Base Number	Contract	AT	Region	England
% of FP17s for the same patient ID Re-attending within 3 months - Children	1	32	3.1%	9.0%	10.6%	11.4%
% of FP17s for the same patient ID Re-attending within 3 months - Adults	1	5	20.0%	13.8%	15.2%	15.4%
% of FP17s for the same patient ID Re-attending between 3 & 9 months - Children	25	32	78.1%	63.0%	62.3%	59.8%
% of FP17s for the same patient ID Re-attending between 3 & 9 months - Adults	4	5	80.0%	53.8%	53.3%	52.1%
% of FP17s for Band 1 Urgent Courses	2	33	6.1%	9.3%	9.7%	9.2%
% of FP17s Relating to Free Repair or Replacements	0	33	0.0%	0.7%	0.6%	0.7%
% of FP17s Relating to Continuations	0	33	0.0%	0.9%	0.8%	0.8%
% of Patients satisfied with the dentistry they have received	0	0	N/A	93.5%	93.4%	93.4%
% of Patients satisfied with the time they had to wait for an appointment	0	0	N/A	89.0%	86.8%	87.6%

* This is based on patients treated on this contract for their most recent course of treatment. Figures in italics indicate the base number of FP17s or Patient Questionnaire responses are less than 100. N/A is shown where the base number of responses is less than 10 during the period. % is calculated as Quantity/Base number*100

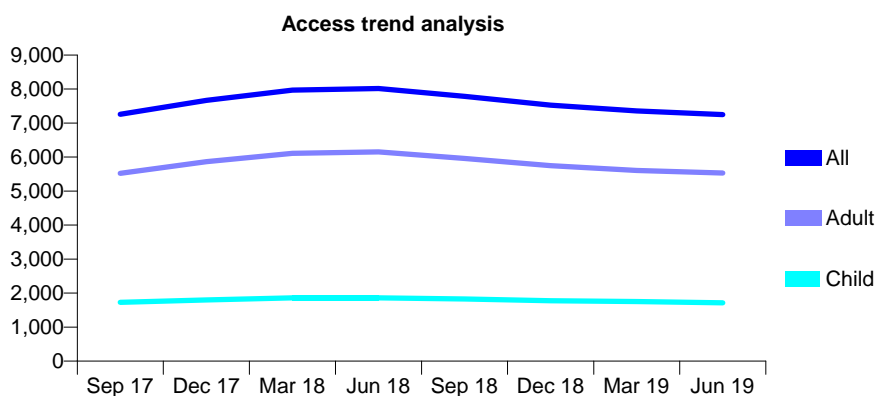
Q65 - Vital Signs At a Glance Contract Report for 115371/0001 - June 2019

Name or company name	Bahram Ltd.
Contract type name	GDS Contract
Purpose of contract	General
Contract start date	01/11/2008
Contract end date	

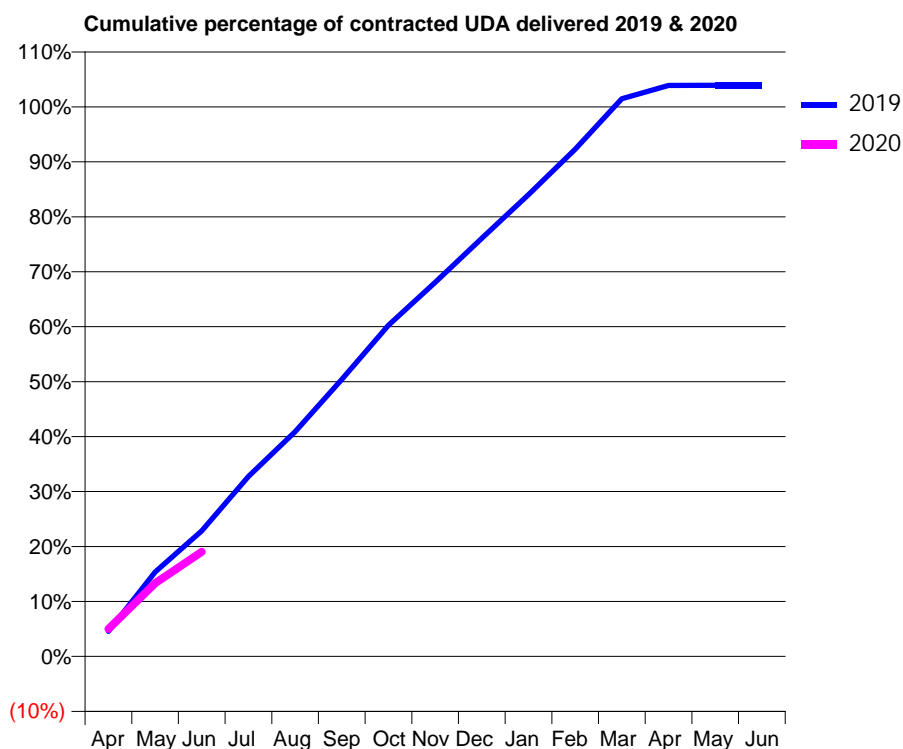
19/20 Contracted general activity (UDA)	21,238
Carry forward general activity (UDA)	0
19/20 Contracted orthodontic activity (UOA)	0
Carry forward orthodontic activity (UOA)	0
Baseline contract value	£551,889.08

ACCESS*

Patients seen in 24 months	Total	Change since previous quarter
Quarter ending June 2018	8,017	
Quarter ending September 2018	7,787	↓
Quarter ending December 2018	7,529	↓
Quarter ending March 2019	7,360	↓
Quarter ending June 2019	7,248	↓
Variance since June 2018	(9.6%)	↓



ACTIVITY



Month	Adjusted Scheduled Activity (UDA)	
	2019	2020
April	965	1,064
May	3,265	2,833
June	4,851	4,041
July	6,953	
August	8,687	
September	10,702	
October	12,799	
November	14,460	
December	16,162	
January	17,843	
February	19,601	
March	21,553	
April	22,069	
May	22,070	
June	22,070	

QUALITY

	Quantity	Base Number	Contract	AT	Region	England
% of FP17s for the same patient ID Re-attending within 3 months - Children	41	628	6.5%	9.0%	10.6%	11.4%
% of FP17s for the same patient ID Re-attending within 3 months - Adults	256	2,057	12.4%	13.8%	15.2%	15.4%
% of FP17s for the same patient ID Re-attending between 3 & 9 months - Children	475	628	75.6%	63.0%	62.3%	59.8%
% of FP17s for the same patient ID Re-attending between 3 & 9 months - Adults	1,491	2,057	72.5%	53.8%	53.3%	52.1%
% of FP17s for Band 1 Urgent Courses	202	2,357	8.6%	9.3%	9.7%	9.2%
% of FP17s Relating to Free Repair or Replacements	8	2,357	0.3%	0.7%	0.6%	0.7%
% of FP17s Relating to Continuations	6	2,357	0.3%	0.9%	0.8%	0.8%
% of Patients satisfied with the dentistry they have received	5	6	N/A	93.5%	93.4%	93.4%
% of Patients satisfied with the time they had to wait for an appointment	4	6	N/A	89.0%	86.8%	87.6%

* This is based on patients treated on this contract for their most recent course of treatment. Figures in italics indicate the base number of FP17s or Patient Questionnaire responses are less than 100. N/A is shown where the base number of responses is less than 10 during the period. % is calculated as Quantity/Base number*100

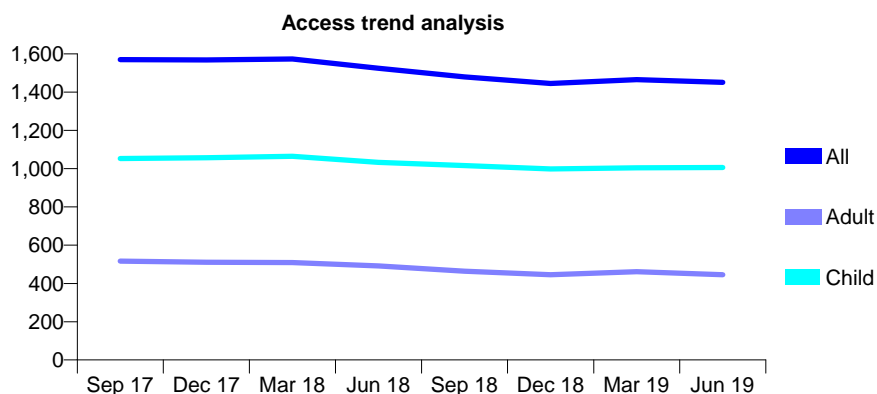
Q65 - Vital Signs At a Glance Contract Report for 115827/0001 - June 2019

Name or company name	College Street Dental Practice
Contract type name	GDS Contract
Purpose of contract	General
Contract start date	28/07/2014
Contract end date	

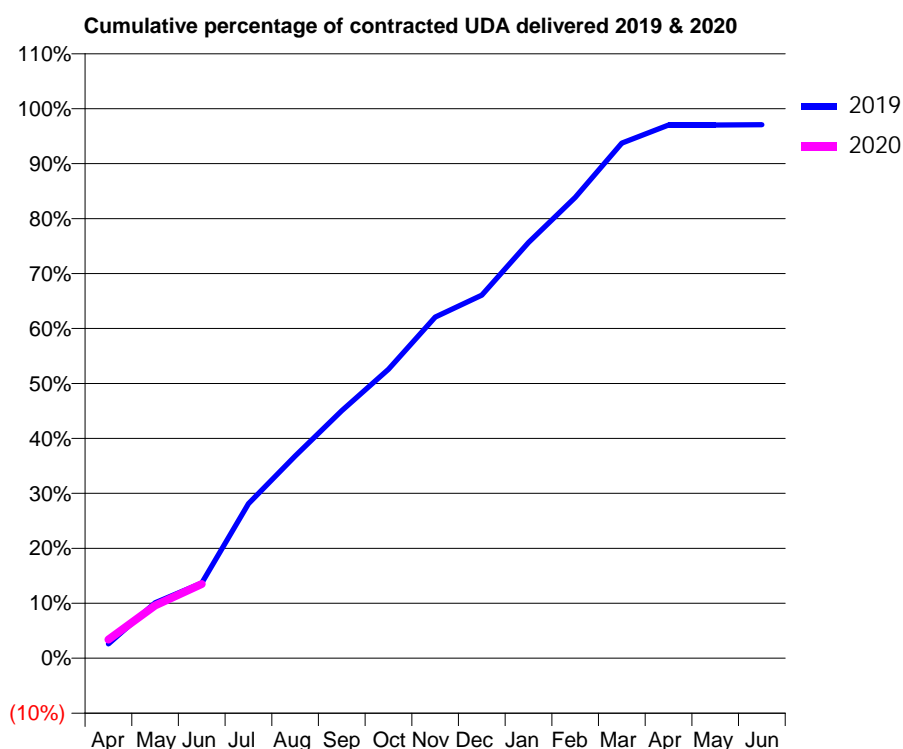
19/20 Contracted general activity (UDA)	4,000
Carry forward general activity (UDA)	0
19/20 Contracted orthodontic activity (UOA)	0
Carry forward orthodontic activity (UOA)	0
Baseline contract value	£101,286.84

ACCESS*

Patients seen in 24 months	Total	Change since previous quarter
Quarter ending June 2018	1,525	
Quarter ending September 2018	1,480	↓
Quarter ending December 2018	1,445	↓
Quarter ending March 2019	1,465	→
Quarter ending June 2019	1,451	→
Variance since June 2018	(4.9%)	↓



ACTIVITY



Month	2019	2020
April	105	137
May	403	384
June	547	540
July	1,125	
August	1,472	
September	1,801	
October	2,103	
November	2,482	
December	2,643	
January	3,026	
February	3,354	
March	3,749	
April	3,880	
May	3,880	
June	3,883	

QUALITY

	Quantity	Base Number	Contract	AT	Region	England
% of FP17s for the same patient ID Re-attending within 3 months - Children	17	316	5.4%	9.0%	10.6%	11.4%
% of FP17s for the same patient ID Re-attending within 3 months - Adults	16	99	16.2%	13.8%	15.2%	15.4%
% of FP17s for the same patient ID Re-attending between 3 & 9 months - Children	213	316	67.4%	63.0%	62.3%	59.8%
% of FP17s for the same patient ID Re-attending between 3 & 9 months - Adults	58	99	58.6%	53.8%	53.3%	52.1%
% of FP17s for Band 1 Urgent Courses	21	349	6.0%	9.3%	9.7%	9.2%
% of FP17s Relating to Free Repair or Replacements	0	349	0.0%	0.7%	0.6%	0.7%
% of FP17s Relating to Continuations	0	349	0.0%	0.9%	0.8%	0.8%
% of Patients satisfied with the dentistry they have received	0	1	N/A	93.5%	93.4%	93.4%
% of Patients satisfied with the time they had to wait for an appointment	0	1	N/A	89.0%	86.8%	87.6%

* This is based on patients treated on this contract for their most recent course of treatment.

Figures in italics indicate the base number of FP17s or Patient Questionnaire responses are less than 100. N/A is shown where the base number of responses is less than 10 during the period. % is calculated as Quantity/Base number*100

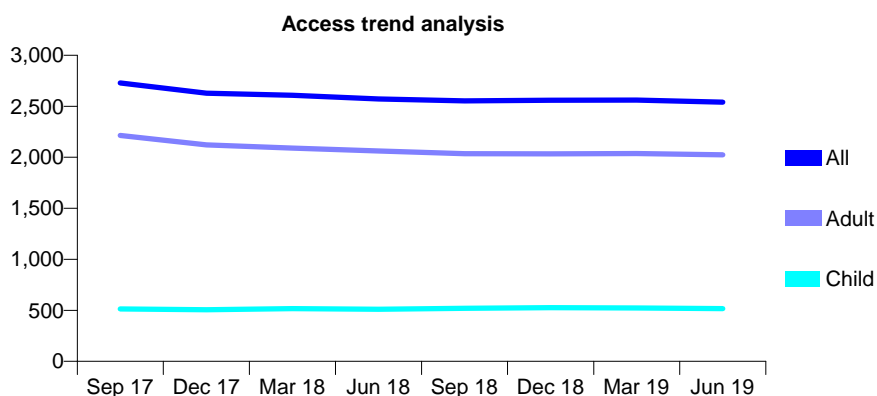
Q65 - Vital Signs At a Glance Contract Report for 116424/0001 - June 2019

Name or company name	White Dental Partnership
Contract type name	GDS Contract
Purpose of contract	General
Contract start date	01/09/2015
Contract end date	

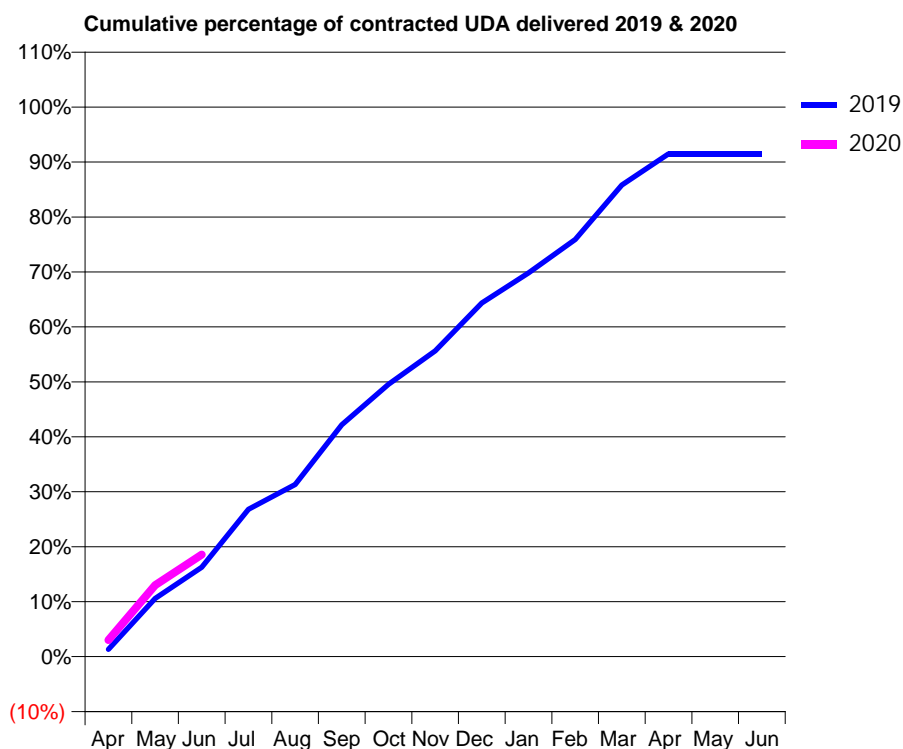
19/20 Contracted general activity (UDA)	7,059
Carry forward general activity (UDA)	0
19/20 Contracted orthodontic activity (UOA)	0
Carry forward orthodontic activity (UOA)	0
Baseline contract value	£156,492.22

ACCESS*

Patients seen in 24 months	Total	Change since previous quarter
Quarter ending June 2018	2,572	
Quarter ending September 2018	2,554	→
Quarter ending December 2018	2,559	→
Quarter ending March 2019	2,561	→
Quarter ending June 2019	2,541	→
Variance since June 2018	(1.2%)	↓



ACTIVITY



Month	Adjusted Scheduled Activity (UDA)	
	2019	2020
April	93	213
May	748	918
June	1,149	1,312
July	1,891	
August	2,210	
September	2,978	
October	3,497	
November	3,928	
December	4,542	
January	4,929	
February	5,359	
March	6,057	
April	6,460	
May	6,458	
June	6,458	

QUALITY

	Quantity	Base Number	Contract	AT	Region	England
% of FP17s for the same patient ID Re-attending within 3 months - Children	11	204	5.4%	9.0%	10.6%	11.4%
% of FP17s for the same patient ID Re-attending within 3 months - Adults	94	720	13.1%	13.8%	15.2%	15.4%
% of FP17s for the same patient ID Re-attending between 3 & 9 months - Children	132	204	64.7%	63.0%	62.3%	59.8%
% of FP17s for the same patient ID Re-attending between 3 & 9 months - Adults	375	720	52.1%	53.8%	53.3%	52.1%
% of FP17s for Band 1 Urgent Courses	59	755	7.8%	9.3%	9.7%	9.2%
% of FP17s Relating to Free Repair or Replacements	6	755	0.8%	0.7%	0.6%	0.7%
% of FP17s Relating to Continuations	11	755	1.5%	0.9%	0.8%	0.8%
% of Patients satisfied with the dentistry they have received	2	2	N/A	93.5%	93.4%	93.4%
% of Patients satisfied with the time they had to wait for an appointment	2	2	N/A	89.0%	86.8%	87.6%

* This is based on patients treated on this contract for their most recent course of treatment. Figures in italics indicate the base number of FP17s or Patient Questionnaire responses are less than 100. N/A is shown where the base number of responses is less than 10 during the period. % is calculated as Quantity/Base number*100

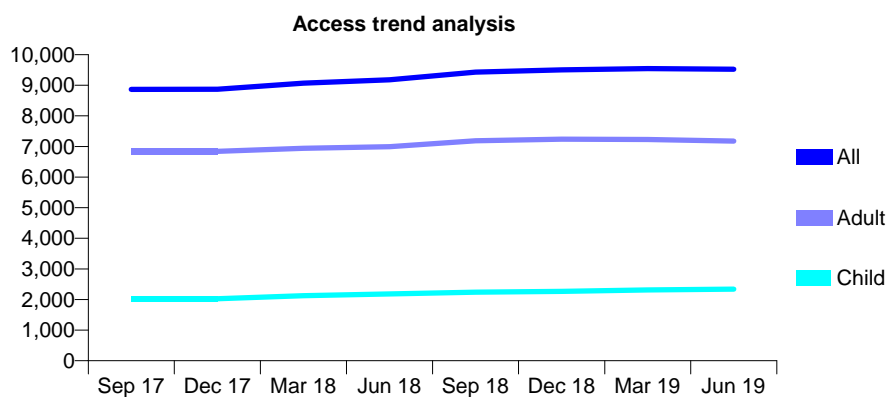
Q65 - Vital Signs At a Glance Contract Report for 118583/0001 - June 2019

Name or company name	Execudent Ltd
Contract type name	GDS Contract
Purpose of contract	General
Contract start date	01/10/2012
Contract end date	

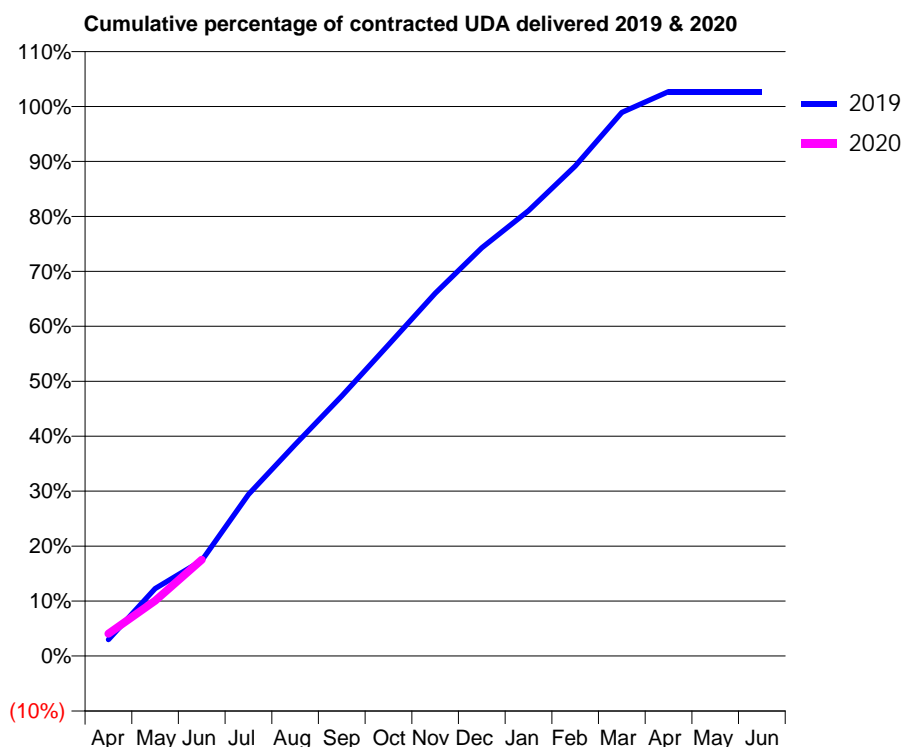
19/20 Contracted general activity (UDA)	27,280
Carry forward general activity (UDA)	0
19/20 Contracted orthodontic activity (UOA)	0
Carry forward orthodontic activity (UOA)	0
Baseline contract value	£744,591.91

ACCESS*

Patients seen in 24 months	Total	Change since previous quarter
Quarter ending June 2018	9,177	
Quarter ending September 2018	9,430	↑
Quarter ending December 2018	9,506	→
Quarter ending March 2019	9,544	→
Quarter ending June 2019	9,521	→
Variance since June 2018	3.7%	↑



ACTIVITY



Month	Adjusted Scheduled Activity (UDA)	
	2019	2020
April	820	1,110
May	3,343	2,745
June	4,746	4,781
July	8,017	
August	10,497	
September	12,908	
October	15,446	
November	18,012	
December	20,261	
January	22,106	
February	24,321	
March	26,981	
April	28,020	
May	28,020	
June	28,020	

QUALITY

	Quantity	Base Number	Contract	AT	Region	England
% of FP17s for the same patient ID Re-attending within 3 months - Children	70	845	8.3%	9.0%	10.6%	11.4%
% of FP17s for the same patient ID Re-attending within 3 months - Adults	346	2,363	14.6%	13.8%	15.2%	15.4%
% of FP17s for the same patient ID Re-attending between 3 & 9 months - Children	556	845	65.8%	63.0%	62.3%	59.8%
% of FP17s for the same patient ID Re-attending between 3 & 9 months - Adults	1,503	2,363	63.6%	53.8%	53.3%	52.1%
% of FP17s for Band 1 Urgent Courses	182	2,730	6.7%	9.3%	9.7%	9.2%
% of FP17s Relating to Free Repair or Replacements	29	2,730	1.1%	0.7%	0.6%	0.7%
% of FP17s Relating to Continuations	29	2,730	1.1%	0.9%	0.8%	0.8%
% of Patients satisfied with the dentistry they have received	5	5	N/A	93.5%	93.4%	93.4%
% of Patients satisfied with the time they had to wait for an appointment	5	5	N/A	89.0%	86.8%	87.6%

* This is based on patients treated on this contract for their most recent course of treatment. Figures in italics indicate the base number of FP17s or Patient Questionnaire responses are less than 100. N/A is shown where the base number of responses is less than 10 during the period. % is calculated as Quantity/Base number*100

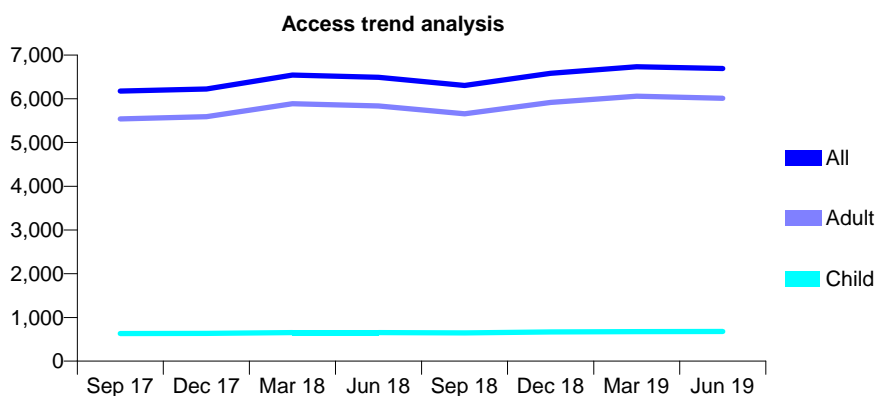
Q65 - Vital Signs At a Glance Contract Report for 118583/0002 - June 2019

Name or company name	Execudent Ltd
Contract type name	GDS Contract
Purpose of contract	General
Contract start date	01/10/2012
Contract end date	

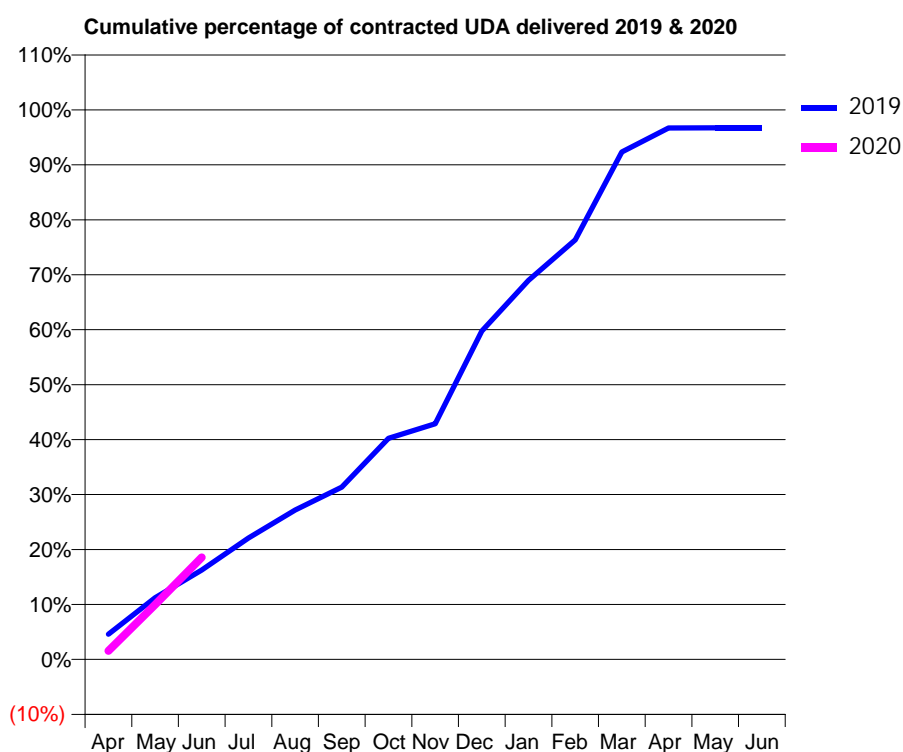
19/20 Contracted general activity (UDA)	14,299
Carry forward general activity (UDA)	0
19/20 Contracted orthodontic activity (UOA)	0
Carry forward orthodontic activity (UOA)	0
Baseline contract value	£325,191.87

ACCESS*

Patients seen in 24 months	Total	Change since previous quarter
Quarter ending June 2018	6,492	
Quarter ending September 2018	6,303	↓
Quarter ending December 2018	6,585	↑
Quarter ending March 2019	6,734	↑
Quarter ending June 2019	6,693	→
Variance since June 2018	3.1%	↑



ACTIVITY



Month	2019	2020
April	659	223
May	1,604	1,429
June	2,328	2,658
July	3,159	
August	3,887	
September	4,486	
October	5,754	
November	6,133	
December	8,546	
January	9,865	
February	10,917	
March	13,203	
April	13,828	
May	13,832	
June	13,832	

QUALITY

	Quantity	Base Number	Contract	AT	Region	England
% of FP17s for the same patient ID Re-attending within 3 months - Children	29	221	13.1%	9.0%	10.6%	11.4%
% of FP17s for the same patient ID Re-attending within 3 months - Adults	298	1,563	19.1%	13.8%	15.2%	15.4%
% of FP17s for the same patient ID Re-attending between 3 & 9 months - Children	109	221	49.3%	63.0%	62.3%	59.8%
% of FP17s for the same patient ID Re-attending between 3 & 9 months - Adults	579	1,563	37.0%	53.8%	53.3%	52.1%
% of FP17s for Band 1 Urgent Courses	213	1,503	14.2%	9.3%	9.7%	9.2%
% of FP17s Relating to Free Repair or Replacements	9	1,503	0.6%	0.7%	0.6%	0.7%
% of FP17s Relating to Continuations	4	1,503	0.3%	0.9%	0.8%	0.8%
% of Patients satisfied with the dentistry they have received	0	0	N/A	93.5%	93.4%	93.4%
% of Patients satisfied with the time they had to wait for an appointment	0	0	N/A	89.0%	86.8%	87.6%

* This is based on patients treated on this contract for their most recent course of treatment. Figures in italics indicate the base number of FP17s or Patient Questionnaire responses are less than 100. N/A is shown where the base number of responses is less than 10 during the period. % is calculated as Quantity/Base number*100

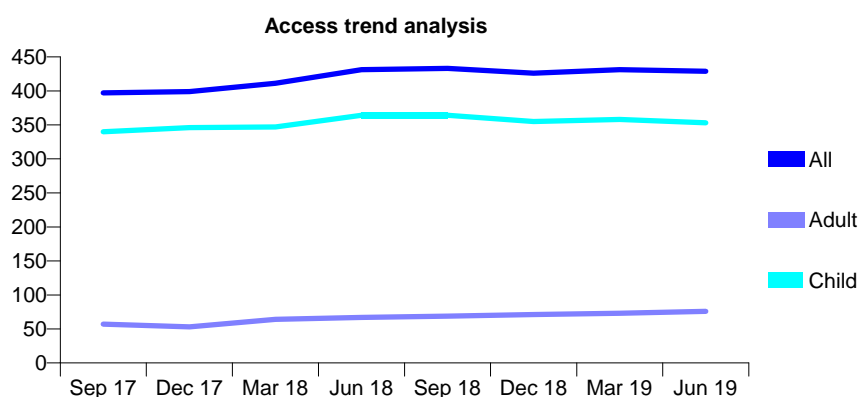
Q65 - Vital Signs At a Glance Contract Report for 118613/0001 - June 2019

Name or company name	The Bruton Dental Practice Limited
Contract type name	GDS Contract
Purpose of contract	General
Contract start date	01/12/2009
Contract end date	

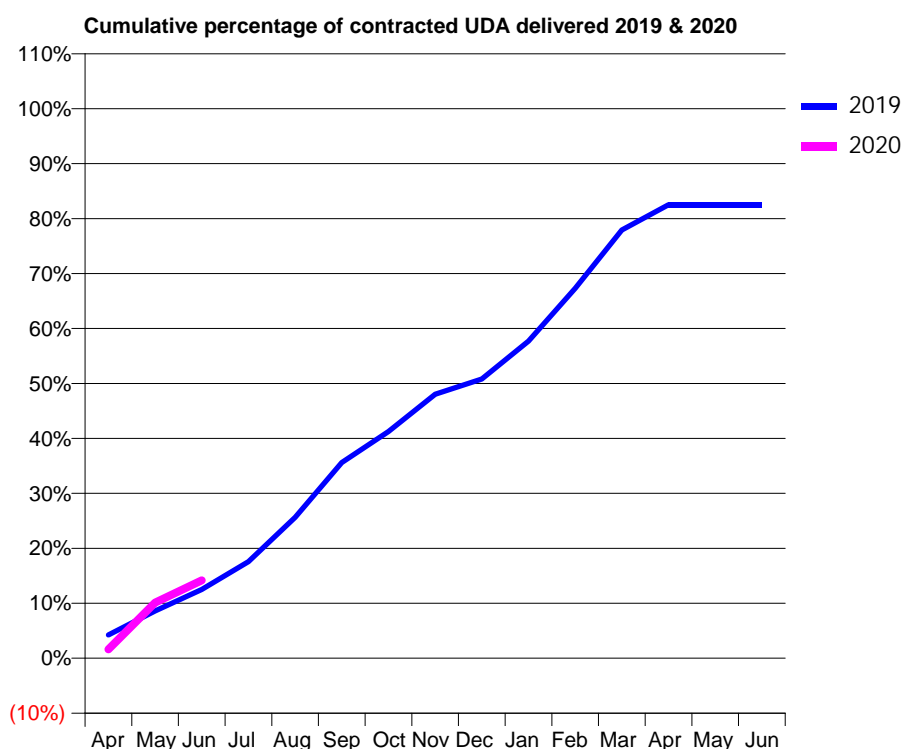
19/20 Contracted general activity (UDA)	874
Carry forward general activity (UDA)	0
19/20 Contracted orthodontic activity (UOA)	0
Carry forward orthodontic activity (UOA)	0
Baseline contract value	£19,191.95

ACCESS*

Patients seen in 24 months	Total	Change since previous quarter
Quarter ending June 2018	431	
Quarter ending September 2018	433	→
Quarter ending December 2018	426	↓
Quarter ending March 2019	431	→
Quarter ending June 2019	429	→
Variance since June 2018	(0.5%)	→



ACTIVITY



Month	2019	2020
April	37	14
May	75	89
June	109	124
July	154	
August	224	
September	311	
October	360	
November	420	
December	444	
January	504	
February	588	
March	681	
April	721	
May	721	
June	721	

QUALITY

	Quantity	Base Number	Contract	AT	Region	England
% of FP17s for the same patient ID Re-attending within 3 months - Children	4	117	3.4%	9.0%	10.6%	11.4%
% of FP17s for the same patient ID Re-attending within 3 months - Adults	1	13	7.7%	13.8%	15.2%	15.4%
% of FP17s for the same patient ID Re-attending between 3 & 9 months - Children	83	117	70.9%	63.0%	62.3%	59.8%
% of FP17s for the same patient ID Re-attending between 3 & 9 months - Adults	7	13	53.8%	53.8%	53.3%	52.1%
% of FP17s for Band 1 Urgent Courses	5	107	4.7%	9.3%	9.7%	9.2%
% of FP17s Relating to Free Repair or Replacements	0	107	0.0%	0.7%	0.6%	0.7%
% of FP17s Relating to Continuations	0	107	0.0%	0.9%	0.8%	0.8%
% of Patients satisfied with the dentistry they have received	0	0	N/A	93.5%	93.4%	93.4%
% of Patients satisfied with the time they had to wait for an appointment	0	0	N/A	89.0%	86.8%	87.6%

* This is based on patients treated on this contract for their most recent course of treatment.

Figures in italics indicate the base number of FP17s or Patient Questionnaire responses are less than 100. N/A is shown where the base number of responses is less than 10 during the period. % is calculated as Quantity/Base number*100

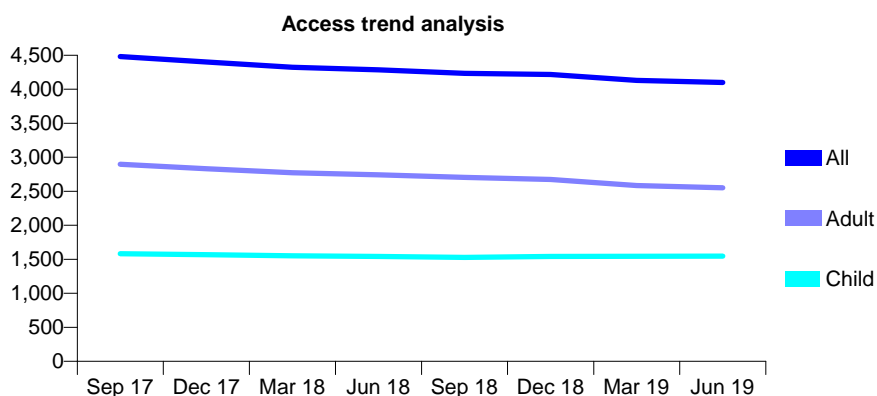
Q65 - Vital Signs At a Glance Contract Report for 119466/0001 - June 2019

Name or company name	Davidson, Smith and Associates
Contract type name	GDS Contract
Purpose of contract	General
Contract start date	01/04/2011
Contract end date	

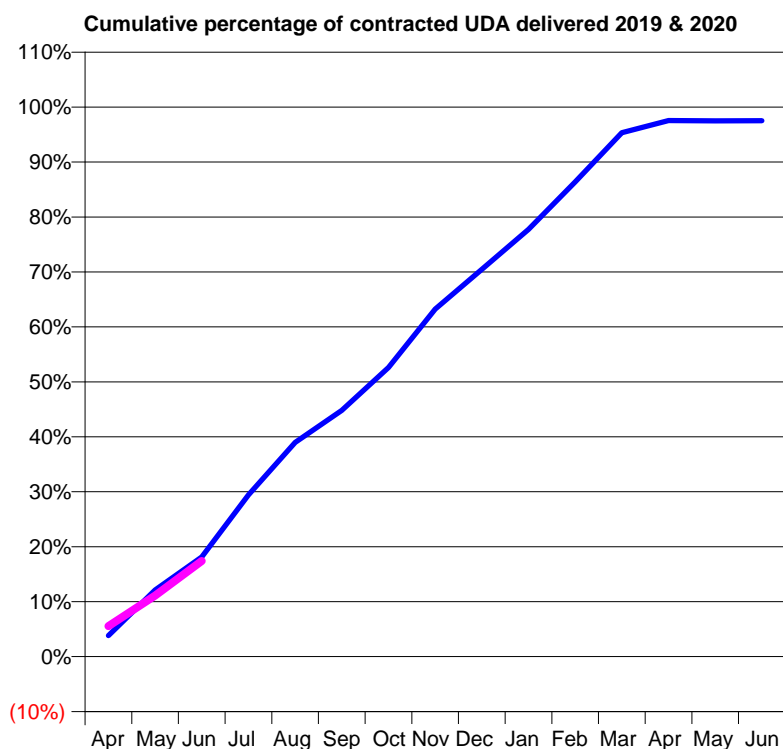
19/20 Contracted general activity (UDA)	12,029
Carry forward general activity (UDA)	0
19/20 Contracted orthodontic activity (UOA)	0
Carry forward orthodontic activity (UOA)	0
Baseline contract value	£313,011.66

ACCESS*

Patients seen in 24 months	Total	Change since previous quarter
Quarter ending June 2018	4,286	
Quarter ending September 2018	4,234	↓
Quarter ending December 2018	4,216	→
Quarter ending March 2019	4,130	↓
Quarter ending June 2019	4,099	→
Variance since June 2018	(4.4%)	↓



ACTIVITY



Month	Adjusted Scheduled Activity (UDA)	
	2019	2020
April	460	666
May	1,457	1,339
June	2,181	2,093
July	3,539	
August	4,690	
September	5,389	
October	6,327	
November	7,605	
December	8,475	
January	9,350	
February	10,390	
March	11,468	
April	11,734	
May	11,726	
June	11,730	

QUALITY

	Quantity	Base Number	Contract	AT	Region	England
% of FP17s for the same patient ID Re-attending within 3 months - Children	31	585	5.3%	9.0%	10.6%	11.4%
% of FP17s for the same patient ID Re-attending within 3 months - Adults	84	803	10.5%	13.8%	15.2%	15.4%
% of FP17s for the same patient ID Re-attending between 3 & 9 months - Children	419	585	71.6%	63.0%	62.3%	59.8%
% of FP17s for the same patient ID Re-attending between 3 & 9 months - Adults	538	803	67.0%	53.8%	53.3%	52.1%
% of FP17s for Band 1 Urgent Courses	82	1,226	6.7%	9.3%	9.7%	9.2%
% of FP17s Relating to Free Repair or Replacements	1	1,226	0.1%	0.7%	0.6%	0.7%
% of FP17s Relating to Continuations	1	1,226	0.1%	0.9%	0.8%	0.8%
% of Patients satisfied with the dentistry they have received	2	3	N/A	93.5%	93.4%	93.4%
% of Patients satisfied with the time they had to wait for an appointment	2	3	N/A	89.0%	86.8%	87.6%

* This is based on patients treated on this contract for their most recent course of treatment. Figures in italics indicate the base number of FP17s or Patient Questionnaire responses are less than 100. N/A is shown where the base number of responses is less than 10 during the period. % is calculated as Quantity/Base number*100

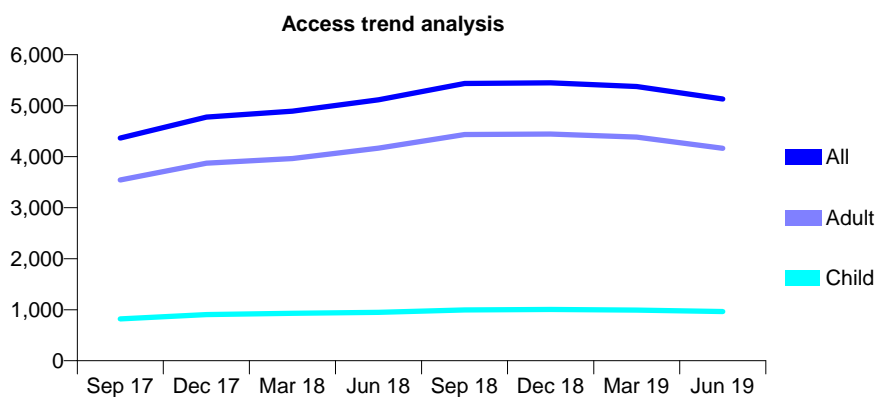
Q65 - Vital Signs At a Glance Contract Report for 121193/0001 - June 2019

Name or company name	Easton Dental Practice
Contract type name	GDS Contract
Purpose of contract	General
Contract start date	26/11/2009
Contract end date	

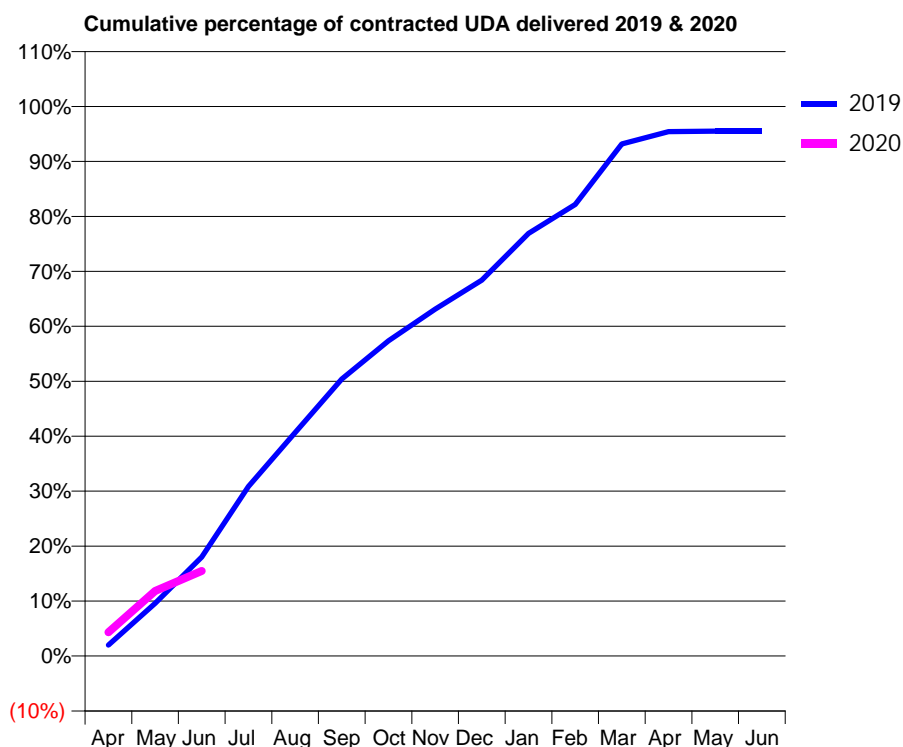
19/20 Contracted general activity (UDA)	15,012
Carry forward general activity (UDA)	0
19/20 Contracted orthodontic activity (UOA)	0
Carry forward orthodontic activity (UOA)	0
Baseline contract value	£359,594.22

ACCESS*

Patients seen in 24 months	Total	Change since previous quarter
Quarter ending June 2018	5,115	
Quarter ending September 2018	5,433	↑
Quarter ending December 2018	5,446	→
Quarter ending March 2019	5,376	↓
Quarter ending June 2019	5,130	↓
Variance since June 2018	0.3%	→



ACTIVITY



Month	Adjusted Scheduled Activity (UDA)	
	2019	2020
April	380	651
May	1,824	1,775
June	3,428	2,323
July	5,864	
August	7,729	
September	9,579	
October	10,904	
November	12,001	
December	13,002	
January	14,620	
February	15,619	
March	17,716	
April	18,137	
May	18,157	
June	18,157	

QUALITY

	Quantity	Base Number	Contract	AT	Region	England
% of FP17s for the same patient ID Re-attending within 3 months - Children	32	198	16.2%	9.0%	10.6%	11.4%
% of FP17s for the same patient ID Re-attending within 3 months - Adults	164	780	21.0%	13.8%	15.2%	15.4%
% of FP17s for the same patient ID Re-attending between 3 & 9 months - Children	100	198	50.5%	63.0%	62.3%	59.8%
% of FP17s for the same patient ID Re-attending between 3 & 9 months - Adults	364	780	46.7%	53.8%	53.3%	52.1%
% of FP17s for Band 1 Urgent Courses	196	801	24.5%	9.3%	9.7%	9.2%
% of FP17s Relating to Free Repair or Replacements	4	801	0.5%	0.7%	0.6%	0.7%
% of FP17s Relating to Continuations	0	801	0.0%	0.9%	0.8%	0.8%
% of Patients satisfied with the dentistry they have received	7	8	N/A	93.5%	93.4%	93.4%
% of Patients satisfied with the time they had to wait for an appointment	7	8	N/A	89.0%	86.8%	87.6%

* This is based on patients treated on this contract for their most recent course of treatment. Figures in italics indicate the base number of FP17s or Patient Questionnaire responses are less than 100. N/A is shown where the base number of responses is less than 10 during the period. % is calculated as Quantity/Base number*100

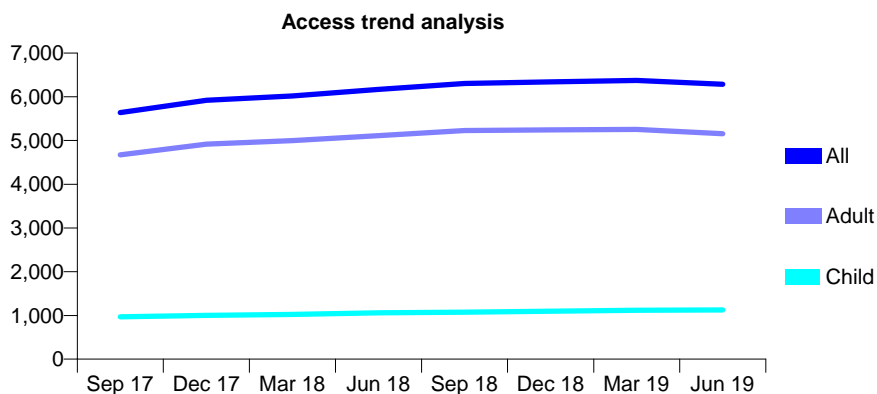
Q65 - Vital Signs At a Glance Contract Report for 121193/0002 - June 2019

Name or company name	Omega Dental
Contract type name	GDS Contract
Purpose of contract	General
Contract start date	01/04/2011
Contract end date	

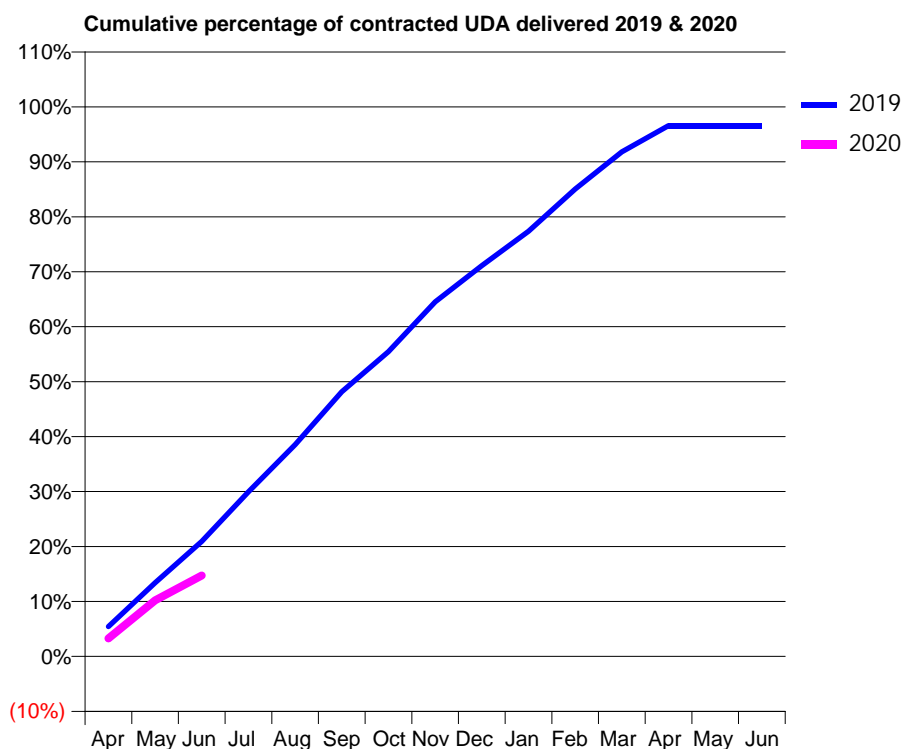
19/20 Contracted general activity (UDA)	14,903
Carry forward general activity (UDA)	0
19/20 Contracted orthodontic activity (UOA)	0
Carry forward orthodontic activity (UOA)	0
Baseline contract value	£367,771.37

ACCESS*

Patients seen in 24 months	Total	Change since previous quarter
Quarter ending June 2018	6,170	
Quarter ending September 2018	6,303	↑
Quarter ending December 2018	6,339	→
Quarter ending March 2019	6,373	→
Quarter ending June 2019	6,285	↓
Variance since June 2018	1.9%	→



ACTIVITY



Month	2019	2020
April	812	489
May	1,997	1,520
June	3,119	2,195
July	4,464	
August	5,746	
September	7,176	
October	8,266	
November	9,614	
December	10,593	
January	11,529	
February	12,673	
March	13,682	
April	14,393	
May	14,392	
June	14,392	

QUALITY

	Quantity	Base Number	Contract	AT	Region	England
% of FP17s for the same patient ID Re-attending within 3 months - Children	9	296	3.0%	9.0%	10.6%	11.4%
% of FP17s for the same patient ID Re-attending within 3 months - Adults	84	1,165	7.2%	13.8%	15.2%	15.4%
% of FP17s for the same patient ID Re-attending between 3 & 9 months - Children	177	296	59.8%	63.0%	62.3%	59.8%
% of FP17s for the same patient ID Re-attending between 3 & 9 months - Adults	522	1,165	44.8%	53.8%	53.3%	52.1%
% of FP17s for Band 1 Urgent Courses	68	1,166	5.8%	9.3%	9.7%	9.2%
% of FP17s Relating to Free Repair or Replacements	0	1,166	0.0%	0.7%	0.6%	0.7%
% of FP17s Relating to Continuations	3	1,166	0.3%	0.9%	0.8%	0.8%
% of Patients satisfied with the dentistry they have received	5	5	N/A	93.5%	93.4%	93.4%
% of Patients satisfied with the time they had to wait for an appointment	3	5	N/A	89.0%	86.8%	87.6%

* This is based on patients treated on this contract for their most recent course of treatment. Figures in italics indicate the base number of FP17s or Patient Questionnaire responses are less than 100. N/A is shown where the base number of responses is less than 10 during the period. % is calculated as Quantity/Base number*100

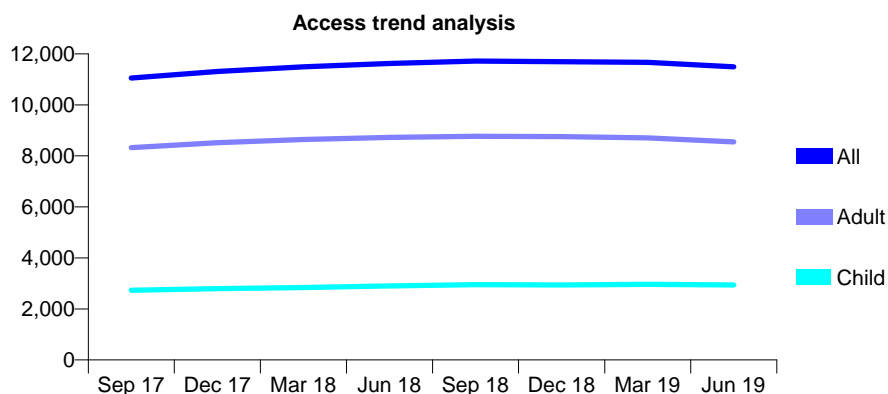
Q65 - Vital Signs At a Glance Contract Report for 122165/0001 - June 2019

Name or company name	Passage House Dental Care
Contract type name	GDS Contract
Purpose of contract	General and Orthodontic
Contract start date	01/10/2008
Contract end date	

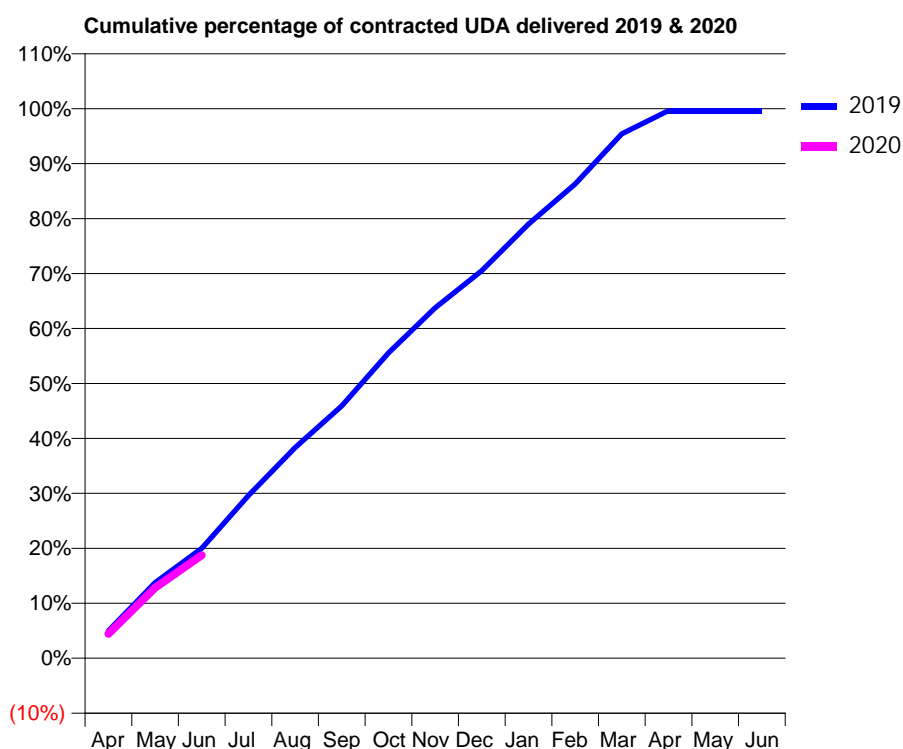
19/20 Contracted general activity (UDA)	28,767
Carry forward general activity (UDA)	0
19/20 Contracted orthodontic activity (UOA)	784
Carry forward orthodontic activity (UOA)	0
Baseline contract value	£786,550.35

ACCESS*

Patients seen in 24 months	Total	Change since previous quarter
Quarter ending June 2018	11,622	
Quarter ending September 2018	11,718	→
Quarter ending December 2018	11,694	→
Quarter ending March 2019	11,670	→
Quarter ending June 2019	11,492	↓
Variance since June 2018	(1.1%)	↓



ACTIVITY



Month	2019	2020
April	1,434	1,279
May	3,963	3,687
June	5,758	5,389
July	8,514	
August	11,026	
September	13,203	
October	15,984	
November	18,343	
December	20,281	
January	22,725	
February	24,828	
March	27,442	
April	28,659	
May	28,661	
June	28,663	

QUALITY

	Quantity	Base Number	Contract	AT	Region	England
% of FP17s for the same patient ID Re-attending within 3 months - Children	85	1,118	7.6%	9.0%	10.6%	11.4%
% of FP17s for the same patient ID Re-attending within 3 months - Adults	464	3,023	15.3%	13.8%	15.2%	15.4%
% of FP17s for the same patient ID Re-attending between 3 & 9 months - Children	820	1,118	73.3%	63.0%	62.3%	59.8%
% of FP17s for the same patient ID Re-attending between 3 & 9 months - Adults	1,976	3,023	65.4%	53.8%	53.3%	52.1%
% of FP17s for Band 1 Urgent Courses	302	3,497	8.6%	9.3%	9.7%	9.2%
% of FP17s Relating to Free Repair or Replacements	30	3,497	0.9%	0.7%	0.6%	0.7%
% of FP17s Relating to Continuations	14	3,497	0.4%	0.9%	0.8%	0.8%
% of Patients satisfied with the dentistry they have received	5	5	N/A	93.5%	93.4%	93.4%
% of Patients satisfied with the time they had to wait for an appointment	5	5	N/A	89.0%	86.8%	87.6%

* This is based on patients treated on this contract for their most recent course of treatment.

Figures in italics indicate the base number of FP17s or Patient Questionnaire responses are less than 100. N/A is shown where the base number of responses is less than 10 during the period. % is calculated as Quantity/Base number*100

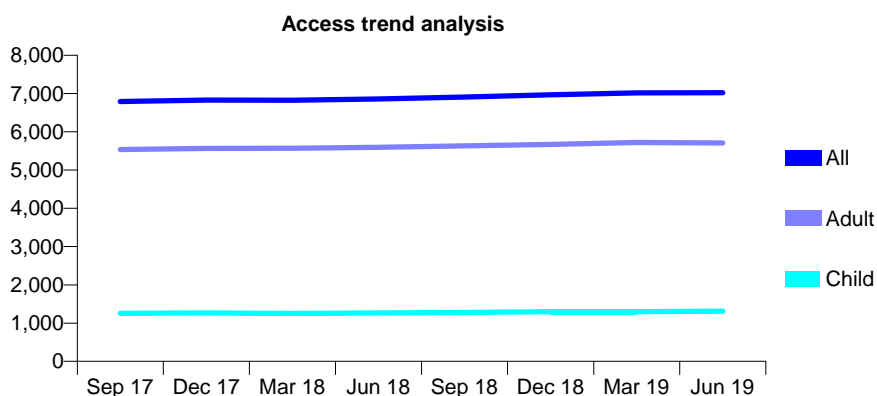
Q65 - Vital Signs At a Glance Contract Report for 123870/0001 - June 2019

Name or company name	Bramcote Dental Practice
Contract type name	GDS Contract
Purpose of contract	General
Contract start date	01/01/2013
Contract end date	

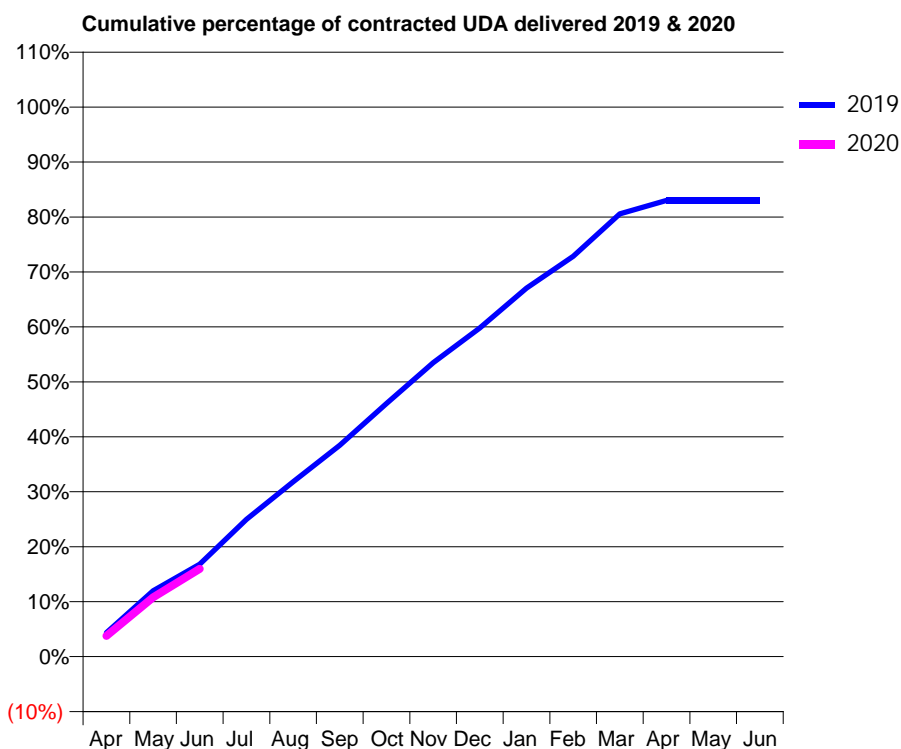
19/20 Contracted general activity (UDA)	22,500
Carry forward general activity (UDA)	0
19/20 Contracted orthodontic activity (UOA)	0
Carry forward orthodontic activity (UOA)	0
Baseline contract value	£517,574.12

ACCESS*

Patients seen in 24 months	Total	Change since previous quarter
Quarter ending June 2018	6,859	
Quarter ending September 2018	6,906	→
Quarter ending December 2018	6,968	→
Quarter ending March 2019	7,015	→
Quarter ending June 2019	7,021	→
Variance since June 2018	2.4%	↑



ACTIVITY



Month	Adjusted Scheduled Activity (UDA)	
	2019	2020
April	980	851
May	2,702	2,426
June	3,785	3,594
July	5,622	
August	7,161	
September	8,652	
October	10,363	
November	12,036	
December	13,458	
January	15,087	
February	16,395	
March	18,128	
April	18,678	
May	18,675	
June	18,674	

QUALITY

	Quantity	Base Number	Contract	AT	Region	England
% of FP17s for the same patient ID Re-attending within 3 months - Children	38	547	6.9%	9.0%	10.6%	11.4%
% of FP17s for the same patient ID Re-attending within 3 months - Adults	291	1,967	14.8%	13.8%	15.2%	15.4%
% of FP17s for the same patient ID Re-attending between 3 & 9 months - Children	386	547	70.6%	63.0%	62.3%	59.8%
% of FP17s for the same patient ID Re-attending between 3 & 9 months - Adults	1,026	1,967	52.2%	53.8%	53.3%	52.1%
% of FP17s for Band 1 Urgent Courses	255	2,186	11.7%	9.3%	9.7%	9.2%
% of FP17s Relating to Free Repair or Replacements	27	2,186	1.2%	0.7%	0.6%	0.7%
% of FP17s Relating to Continuations	18	2,186	0.8%	0.9%	0.8%	0.8%
% of Patients satisfied with the dentistry they have received	12	13	92.3%	93.5%	93.4%	93.4%
% of Patients satisfied with the time they had to wait for an appointment	12	13	92.3%	89.0%	86.8%	87.6%

* This is based on patients treated on this contract for their most recent course of treatment. Figures in italics indicate the base number of FP17s or Patient Questionnaire responses are less than 100. N/A is shown where the base number of responses is less than 10 during the period. % is calculated as Quantity/Base number*100

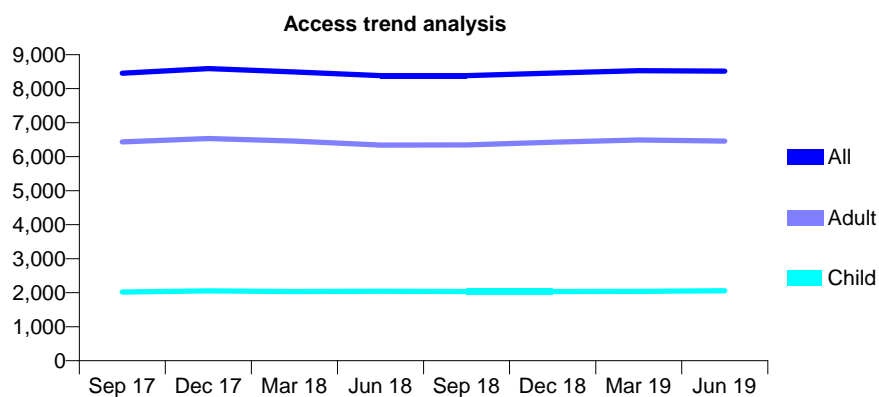
Q65 - Vital Signs At a Glance Contract Report for 125385/0005 - June 2019

Name or company name	Dr Michael Frain Ltd
Contract type name	GDS Contract
Purpose of contract	General
Contract start date	01/04/2008
Contract end date	

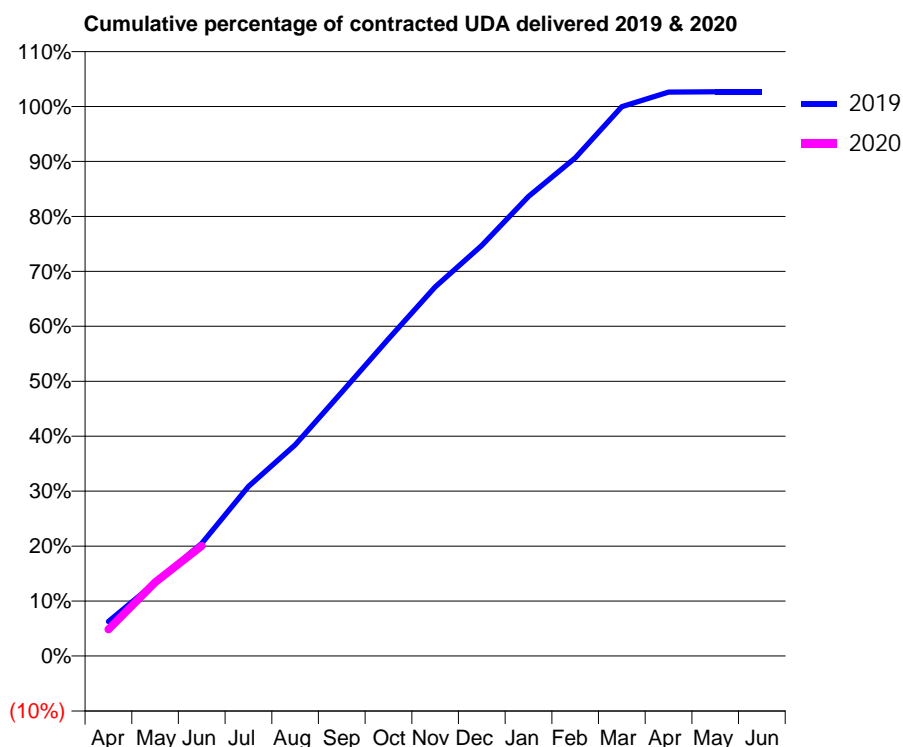
19/20 Contracted general activity (UDA)	22,571
Carry forward general activity (UDA)	0
19/20 Contracted orthodontic activity (UOA)	0
Carry forward orthodontic activity (UOA)	0
Baseline contract value	£480,798.28

ACCESS*

Patients seen in 24 months	Total	Change since previous quarter
Quarter ending June 2018	8,382	
Quarter ending September 2018	8,383	→
Quarter ending December 2018	8,459	→
Quarter ending March 2019	8,531	→
Quarter ending June 2019	8,515	→
Variance since June 2018	1.6%	→



ACTIVITY



Month	Adjusted Scheduled Activity (UDA)	
	2019	2020
April	1,418	1,095
May	3,015	3,024
June	4,626	4,525
July	6,966	
August	8,672	
September	10,836	
October	13,027	
November	15,162	
December	16,864	
January	18,880	
February	20,459	
March	22,562	
April	23,161	
May	23,171	
June	23,171	

QUALITY

	Quantity	Base Number	Contract	AT	Region	England
% of FP17s for the same patient ID Re-attending within 3 months - Children	27	655	4.1%	9.0%	10.6%	11.4%
% of FP17s for the same patient ID Re-attending within 3 months - Adults	224	2,076	10.8%	13.8%	15.2%	15.4%
% of FP17s for the same patient ID Re-attending between 3 & 9 months - Children	298	655	45.5%	63.0%	62.3%	59.8%
% of FP17s for the same patient ID Re-attending between 3 & 9 months - Adults	989	2,076	47.6%	53.8%	53.3%	52.1%
% of FP17s for Band 1 Urgent Courses	126	2,409	5.2%	9.3%	9.7%	9.2%
% of FP17s Relating to Free Repair or Replacements	12	2,409	0.5%	0.7%	0.6%	0.7%
% of FP17s Relating to Continuations	22	2,409	0.9%	0.9%	0.8%	0.8%
% of Patients satisfied with the dentistry they have received	5	5	N/A	93.5%	93.4%	93.4%
% of Patients satisfied with the time they had to wait for an appointment	5	5	N/A	89.0%	86.8%	87.6%

* This is based on patients treated on this contract for their most recent course of treatment. Figures in italics indicate the base number of FP17s or Patient Questionnaire responses are less than 100. N/A is shown where the base number of responses is less than 10 during the period. % is calculated as Quantity/Base number*100

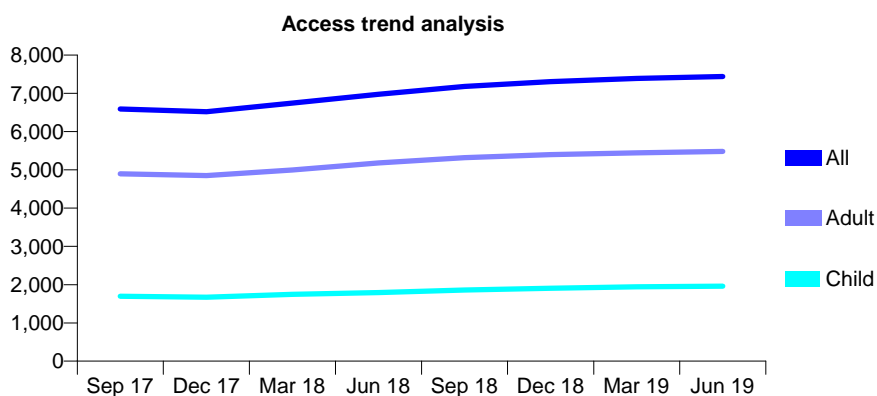
Q65 - Vital Signs At a Glance Contract Report for 126322/0001 - June 2019

Name or company name	Bishopsworth Dental Surgery
Contract type name	GDS Contract
Purpose of contract	General
Contract start date	01/04/2010
Contract end date	

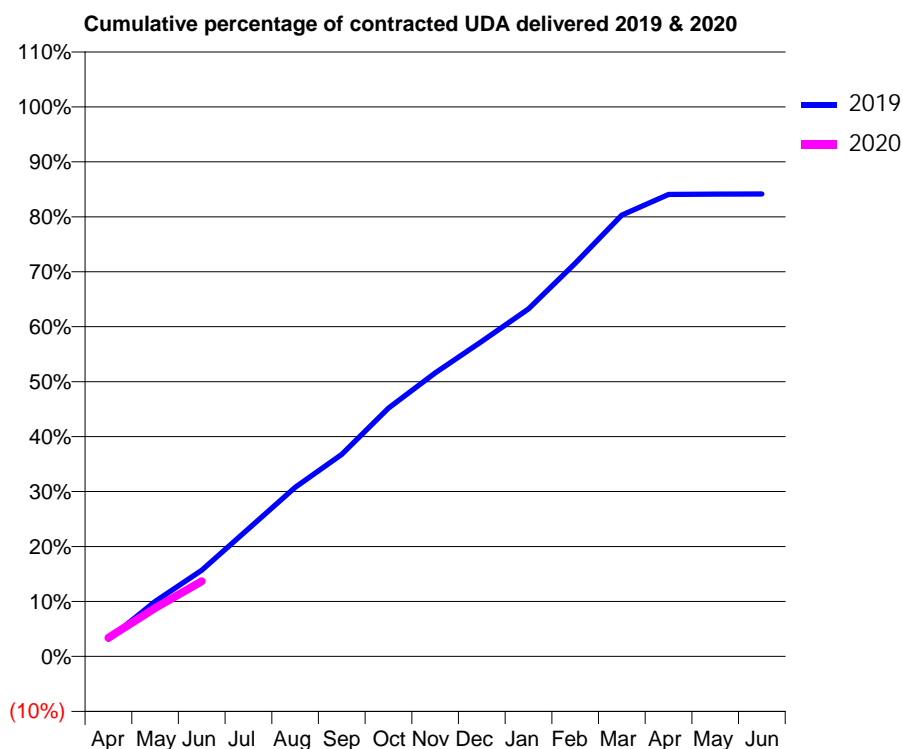
19/20 Contracted general activity (UDA)	30,000
Carry forward general activity (UDA)	0
19/20 Contracted orthodontic activity (UOA)	0
Carry forward orthodontic activity (UOA)	0
Baseline contract value	£694,184.14

ACCESS*

Patients seen in 24 months	Total	Change since previous quarter
Quarter ending June 2018	6,974	
Quarter ending September 2018	7,178	↑
Quarter ending December 2018	7,303	→
Quarter ending March 2019	7,387	→
Quarter ending June 2019	7,440	→
Variance since June 2018	6.7%	↑



ACTIVITY



Month	2019	2020
April	944	1,025
May	3,005	2,644
June	4,706	4,105
July	6,969	
August	9,237	
September	11,033	
October	13,556	
November	15,479	
December	17,198	
January	18,979	
February	21,464	
March	24,090	
April	25,215	
May	25,237	
June	25,242	

QUALITY

	Quantity	Base Number	Contract	AT	Region	England
% of FP17s for the same patient ID Re-attending within 3 months - Children	48	572	8.4%	9.0%	10.6%	11.4%
% of FP17s for the same patient ID Re-attending within 3 months - Adults	275	1,716	16.0%	13.8%	15.2%	15.4%
% of FP17s for the same patient ID Re-attending between 3 & 9 months - Children	338	572	59.1%	63.0%	62.3%	59.8%
% of FP17s for the same patient ID Re-attending between 3 & 9 months - Adults	922	1,716	53.7%	53.8%	53.3%	52.1%
% of FP17s for Band 1 Urgent Courses	323	1,922	16.8%	9.3%	9.7%	9.2%
% of FP17s Relating to Free Repair or Replacements	8	1,922	0.4%	0.7%	0.6%	0.7%
% of FP17s Relating to Continuations	8	1,922	0.4%	0.9%	0.8%	0.8%
% of Patients satisfied with the dentistry they have received	4	4	N/A	93.5%	93.4%	93.4%
% of Patients satisfied with the time they had to wait for an appointment	4	4	N/A	89.0%	86.8%	87.6%

* This is based on patients treated on this contract for their most recent course of treatment. Figures in italics indicate the base number of FP17s or Patient Questionnaire responses are less than 100. N/A is shown where the base number of responses is less than 10 during the period. % is calculated as Quantity/Base number*100

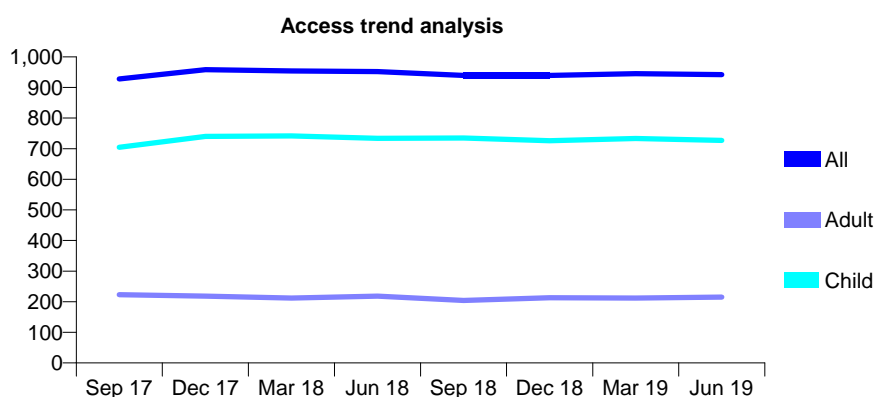
Q65 - Vital Signs At a Glance Contract Report for 126373/0001 - June 2019

Name or company name	Welshmill Dental Practice
Contract type name	GDS Contract
Purpose of contract	General
Contract start date	01/04/2006
Contract end date	

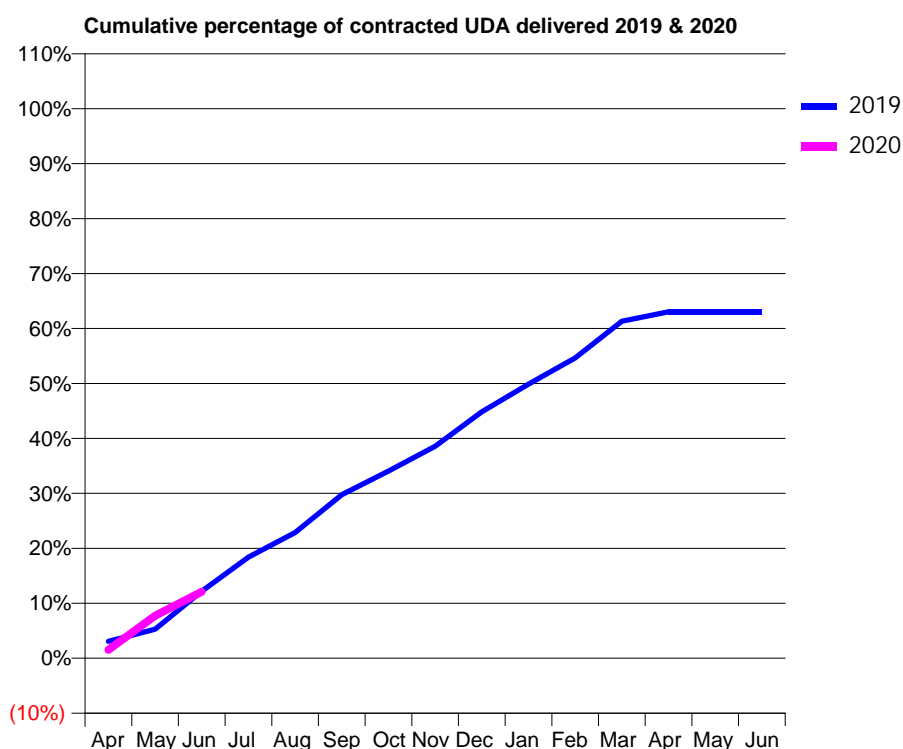
19/20 Contracted general activity (UDA)	3,700
Carry forward general activity (UDA)	0
19/20 Contracted orthodontic activity (UOA)	0
Carry forward orthodontic activity (UOA)	0
Baseline contract value	£91,266.52

ACCESS*

Patients seen in 24 months	Total	Change since previous quarter
Quarter ending June 2018	952	
Quarter ending September 2018	939	↓
Quarter ending December 2018	939	→
Quarter ending March 2019	945	→
Quarter ending June 2019	942	→
Variance since June 2018	(1.1%)	↓



ACTIVITY



Month	2019	2020
April	114	57
May	195	286
June	451	448
July	681	
August	846	
September	1,102	
October	1,261	
November	1,427	
December	1,659	
January	1,846	
February	2,023	
March	2,268	
April	2,333	
May	2,333	
June	2,333	

QUALITY

	Quantity	Base Number	Contract	AT	Region	England
% of FP17s for the same patient ID Re-attending within 3 months - Children	13	278	4.7%	9.0%	10.6%	11.4%
% of FP17s for the same patient ID Re-attending within 3 months - Adults	10	59	16.9%	13.8%	15.2%	15.4%
% of FP17s for the same patient ID Re-attending between 3 & 9 months - Children	216	278	77.7%	63.0%	62.3%	59.8%
% of FP17s for the same patient ID Re-attending between 3 & 9 months - Adults	41	59	69.5%	53.8%	53.3%	52.1%
% of FP17s for Band 1 Urgent Courses	4	296	1.4%	9.3%	9.7%	9.2%
% of FP17s Relating to Free Repair or Replacements	0	296	0.0%	0.7%	0.6%	0.7%
% of FP17s Relating to Continuations	0	296	0.0%	0.9%	0.8%	0.8%
% of Patients satisfied with the dentistry they have received	0	0	N/A	93.5%	93.4%	93.4%
% of Patients satisfied with the time they had to wait for an appointment	0	0	N/A	89.0%	86.8%	87.6%

* This is based on patients treated on this contract for their most recent course of treatment.

Figures in italics indicate the base number of FP17s or Patient Questionnaire responses are less than 100. N/A is shown where the base number of responses is less than 10 during the period. % is calculated as Quantity/Base number*100

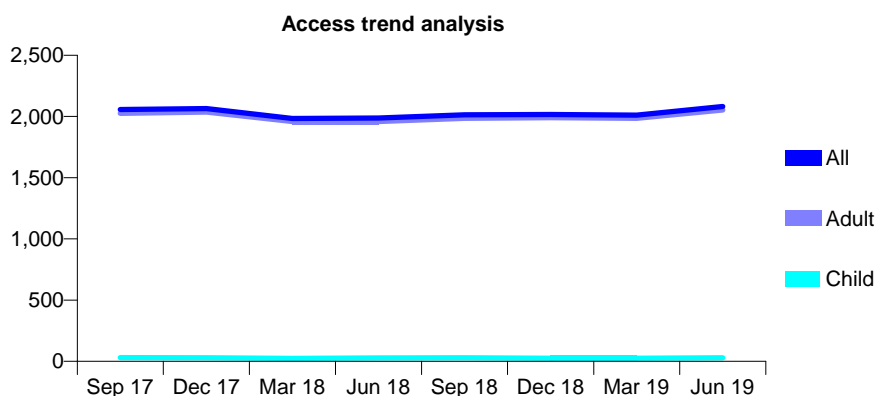
Q65 - Vital Signs At a Glance Contract Report for 126705/0001 - June 2019

Name or company name	BASDAC (2011) LLP
Contract type name	PDS Contract
Purpose of contract	General
Contract start date	01/10/2012
Contract end date	30/09/2022

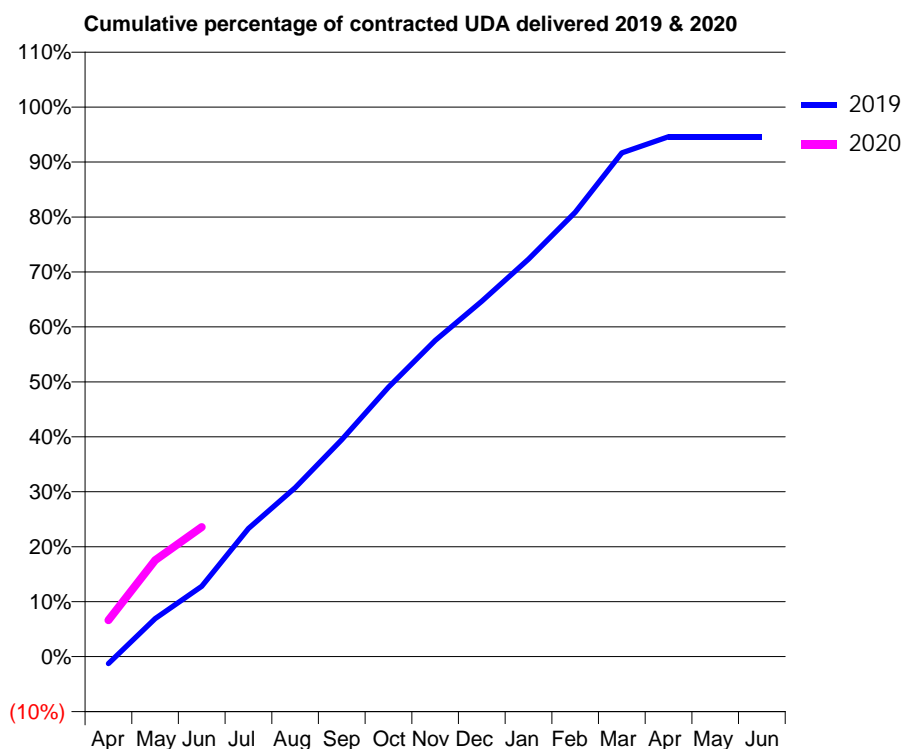
19/20 Contracted general activity (UDA)	6,725
Carry forward general activity (UDA)	0
19/20 Contracted orthodontic activity (UOA)	0
Carry forward orthodontic activity (UOA)	0
Baseline contract value	£462,694.67

ACCESS*

Patients seen in 24 months	Total	Change since previous quarter
Quarter ending June 2018	1,987	
Quarter ending September 2018	2,014	→
Quarter ending December 2018	2,016	→
Quarter ending March 2019	2,011	→
Quarter ending June 2019	2,082	↑
Variance since June 2018	4.8%	↑



ACTIVITY



Month	Adjusted Scheduled Activity (UDA)	
	2019	2020
April	-88	447
May	466	1,180
June	861	1,585
July	1,568	
August	2,066	
September	2,654	
October	3,298	
November	3,869	
December	4,349	
January	4,865	
February	5,439	
March	6,165	
April	6,363	
May	6,363	
June	6,363	

QUALITY

	Quantity	Base Number	Contract	AT	Region	England
% of FP17s for the same patient ID Re-attending within 3 months - Children	0	10	0.0%	9.0%	10.6%	11.4%
% of FP17s for the same patient ID Re-attending within 3 months - Adults	3	589	0.5%	13.8%	15.2%	15.4%
% of FP17s for the same patient ID Re-attending between 3 & 9 months - Children	0	10	0.0%	63.0%	62.3%	59.8%
% of FP17s for the same patient ID Re-attending between 3 & 9 months - Adults	0	589	0.0%	53.8%	53.3%	52.1%
% of FP17s for Band 1 Urgent Courses	0	533	0.0%	9.3%	9.7%	9.2%
% of FP17s Relating to Free Repair or Replacements	0	533	0.0%	0.7%	0.6%	0.7%
% of FP17s Relating to Continuations	2	533	0.4%	0.9%	0.8%	0.8%
% of Patients satisfied with the dentistry they have received	0	0	N/A	93.5%	93.4%	93.4%
% of Patients satisfied with the time they had to wait for an appointment	0	0	N/A	89.0%	86.8%	87.6%

* This is based on patients treated on this contract for their most recent course of treatment. Figures in italics indicate the base number of FP17s or Patient Questionnaire responses are less than 100. N/A is shown where the base number of responses is less than 10 during the period. % is calculated as Quantity/Base number*100

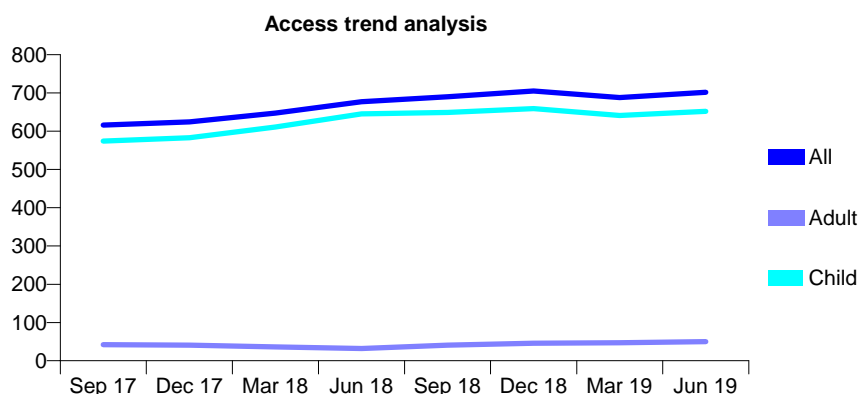
Q65 - Vital Signs At a Glance Contract Report for 127507/0001 - June 2019

Name or company name	Andrew Horne
Contract type name	GDS Contract
Purpose of contract	General
Contract start date	01/04/2009
Contract end date	

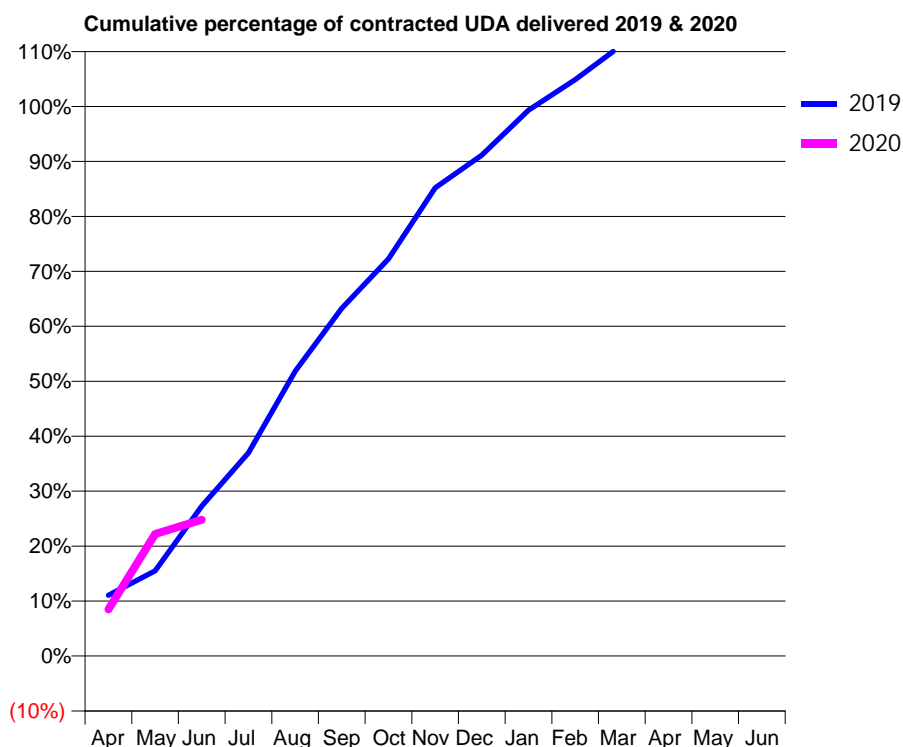
19/20 Contracted general activity (UDA)	1,322
Carry forward general activity (UDA)	0
19/20 Contracted orthodontic activity (UOA)	0
Carry forward orthodontic activity (UOA)	0
Baseline contract value	£39,028.74

ACCESS*

Patients seen in 24 months	Total	Change since previous quarter
Quarter ending June 2018	677	
Quarter ending September 2018	690	→
Quarter ending December 2018	705	↑
Quarter ending March 2019	688	↓
Quarter ending June 2019	702	↑
Variance since June 2018	3.7%	↑



ACTIVITY



Month	Adjusted Scheduled Activity (UDA)	
	2019	2020
April	146	112
May	205	294
June	361	328
July	489	
August	685	
September	837	
October	955	
November	1,126	
December	1,205	
January	1,313	
February	1,386	
March	1,470	
April	1,541	
May	1,541	
June	1,541	

QUALITY

	Quantity	Base Number	Contract	AT	Region	England
% of FP17s for the same patient ID Re-attending within 3 months - Children	29	261	11.1%	9.0%	10.6%	11.4%
% of FP17s for the same patient ID Re-attending within 3 months - Adults	0	1	0.0%	13.8%	15.2%	15.4%
% of FP17s for the same patient ID Re-attending between 3 & 9 months - Children	152	261	58.2%	63.0%	62.3%	59.8%
% of FP17s for the same patient ID Re-attending between 3 & 9 months - Adults	1	1	100.0%	53.8%	53.3%	52.1%
% of FP17s for Band 1 Urgent Courses	4	212	1.9%	9.3%	9.7%	9.2%
% of FP17s Relating to Free Repair or Replacements	1	212	0.5%	0.7%	0.6%	0.7%
% of FP17s Relating to Continuations	2	212	0.9%	0.9%	0.8%	0.8%
% of Patients satisfied with the dentistry they have received	0	0	N/A	93.5%	93.4%	93.4%
% of Patients satisfied with the time they had to wait for an appointment	0	0	N/A	89.0%	86.8%	87.6%

* This is based on patients treated on this contract for their most recent course of treatment. Figures in italics indicate the base number of FP17s or Patient Questionnaire responses are less than 100. N/A is shown where the base number of responses is less than 10 during the period. % is calculated as Quantity/Base number*100

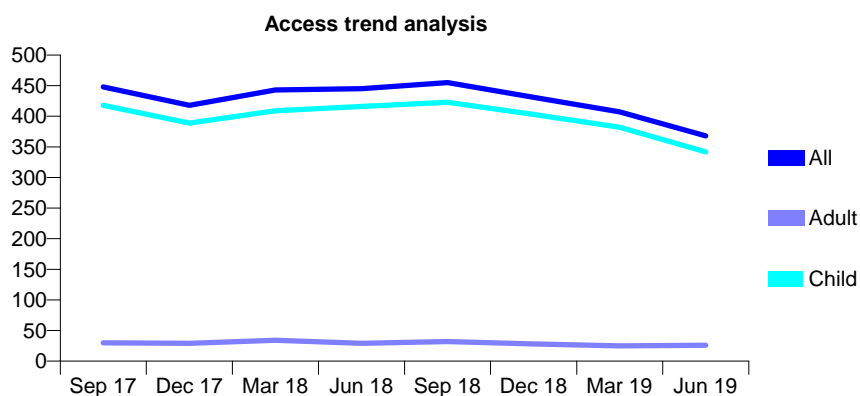
Q65 - Vital Signs At a Glance Contract Report for 129496/0001 - June 2019

Name or company name	Smile Solutions Orthodontics
Contract type name	PDS Contract
Purpose of contract	General and Orthodontic
Contract start date	01/04/2006
Contract end date	31/03/2020

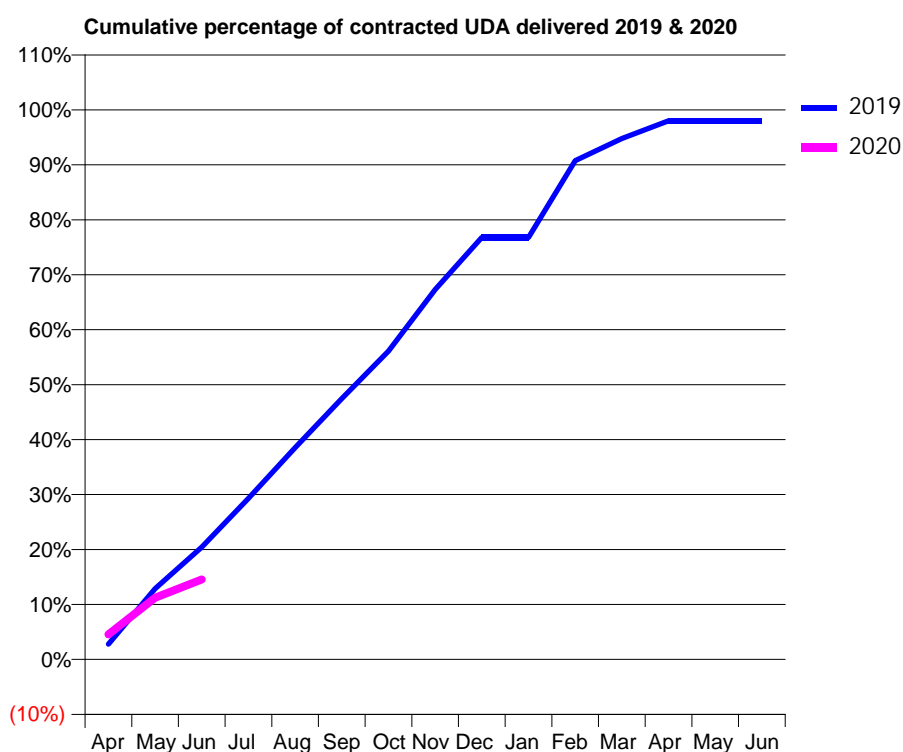
19/20 Contracted general activity (UDA)	900
Carry forward general activity (UDA)	0
19/20 Contracted orthodontic activity (UOA)	8,008
Carry forward orthodontic activity (UOA)	0
Baseline contract value	£580,370.33

ACCESS*

Patients seen in 24 months	Total	Change since previous quarter
Quarter ending June 2018	445	
Quarter ending September 2018	455	↑
Quarter ending December 2018	431	↓
Quarter ending March 2019	407	↓
Quarter ending June 2019	368	↓
Variance since June 2018	(17.3%)	↓



ACTIVITY



Month	Adjusted Scheduled Activity (UDA)	
	2019	2020
April	25	41
May	116	101
June	184	131
July	264	
August	347	
September	427	
October	505	
November	606	
December	691	
January	691	
February	817	
March	853	
April	882	
May	882	
June	882	

QUALITY

	Quantity	Base Number	Contract	AT	Region	England
% of FP17s for the same patient ID Re-attending within 3 months - Children	33	251	13.1%	9.0%	10.6%	11.4%
% of FP17s for the same patient ID Re-attending within 3 months - Adults	0	1	0.0%	13.8%	15.2%	15.4%
% of FP17s for the same patient ID Re-attending between 3 & 9 months - Children	7	251	2.8%	63.0%	62.3%	59.8%
% of FP17s for the same patient ID Re-attending between 3 & 9 months - Adults	0	1	0.0%	53.8%	53.3%	52.1%
% of FP17s for Band 1 Urgent Courses	0	49	0.0%	9.3%	9.7%	9.2%
% of FP17s Relating to Free Repair or Replacements	0	49	0.0%	0.7%	0.6%	0.7%
% of FP17s Relating to Continuations	0	49	0.0%	0.9%	0.8%	0.8%
% of Patients satisfied with the dentistry they have received	0	0	N/A	93.5%	93.4%	93.4%
% of Patients satisfied with the time they had to wait for an appointment	0	0	N/A	89.0%	86.8%	87.6%

* This is based on patients treated on this contract for their most recent course of treatment. Figures in italics indicate the base number of FP17s or Patient Questionnaire responses are less than 100. N/A is shown where the base number of responses is less than 10 during the period. % is calculated as Quantity/Base number*100

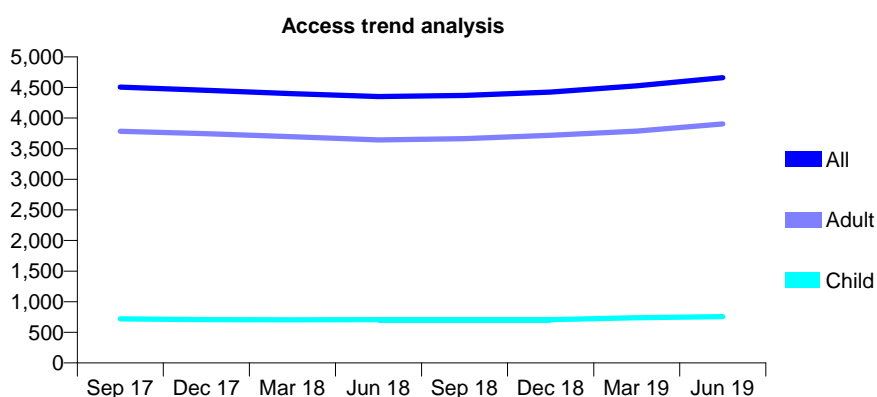
Q65 - Vital Signs At a Glance Contract Report for 129690/0001 - June 2019

Name or company name	Dulverton Dental Practice Ltd
Contract type name	GDS Contract
Purpose of contract	General and Orthodontic
Contract start date	02/04/2007
Contract end date	

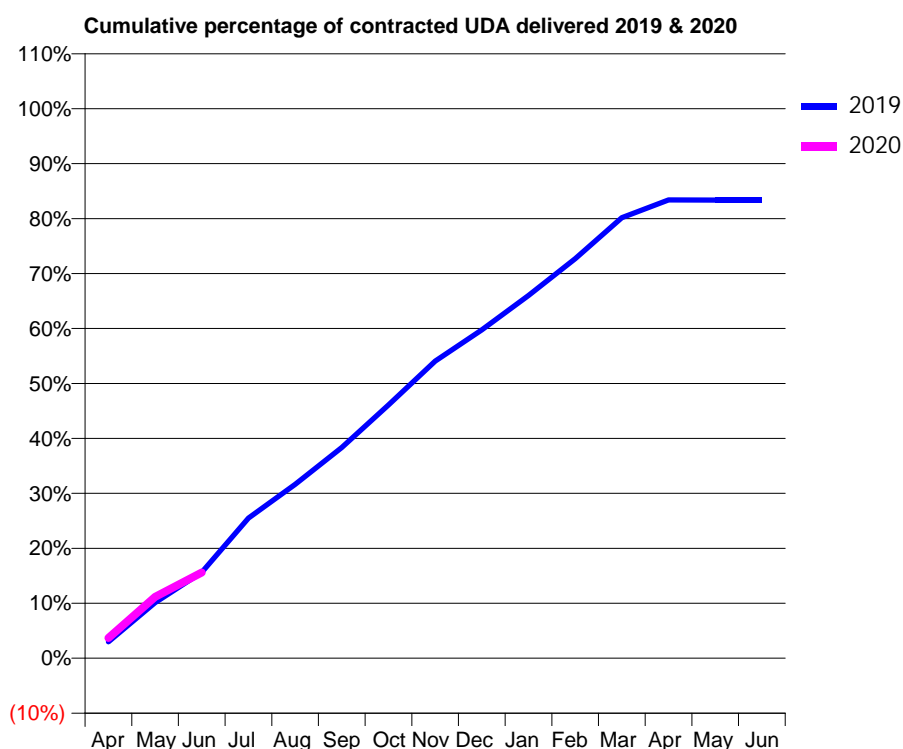
19/20 Contracted general activity (UDA)	16,500
Carry forward general activity (UDA)	0
19/20 Contracted orthodontic activity (UOA)	504
Carry forward orthodontic activity (UOA)	0
Baseline contract value	£505,929.77

ACCESS*

Patients seen in 24 months	Total	Change since previous quarter
Quarter ending June 2018	4,352	
Quarter ending September 2018	4,370	→
Quarter ending December 2018	4,426	→
Quarter ending March 2019	4,526	↑
Quarter ending June 2019	4,662	↑
Variance since June 2018	7.1%	↑



ACTIVITY



Month	2019	2020
April	496	609
May	1,670	1,844
June	2,579	2,574
July	4,207	
August	5,221	
September	6,327	
October	7,606	
November	8,918	
December	9,859	
January	10,893	
February	11,998	
March	13,228	
April	13,760	
May	13,757	
June	13,757	

QUALITY

	Quantity	Base Number	Contract	AT	Region	England
% of FP17s for the same patient ID Re-attending within 3 months - Children	38	299	12.7%	9.0%	10.6%	11.4%
% of FP17s for the same patient ID Re-attending within 3 months - Adults	230	1,505	15.3%	13.8%	15.2%	15.4%
% of FP17s for the same patient ID Re-attending between 3 & 9 months - Children	181	299	60.5%	63.0%	62.3%	59.8%
% of FP17s for the same patient ID Re-attending between 3 & 9 months - Adults	771	1,505	51.2%	53.8%	53.3%	52.1%
% of FP17s for Band 1 Urgent Courses	167	1,571	10.6%	9.3%	9.7%	9.2%
% of FP17s Relating to Free Repair or Replacements	23	1,571	1.5%	0.7%	0.6%	0.7%
% of FP17s Relating to Continuations	14	1,571	0.9%	0.9%	0.8%	0.8%
% of Patients satisfied with the dentistry they have received	3	3	N/A	93.5%	93.4%	93.4%
% of Patients satisfied with the time they had to wait for an appointment	3	3	N/A	89.0%	86.8%	87.6%

* This is based on patients treated on this contract for their most recent course of treatment.

Figures in italics indicate the base number of FP17s or Patient Questionnaire responses are less than 100. N/A is shown where the base number of responses is less than 10 during the period. % is calculated as Quantity/Base number*100

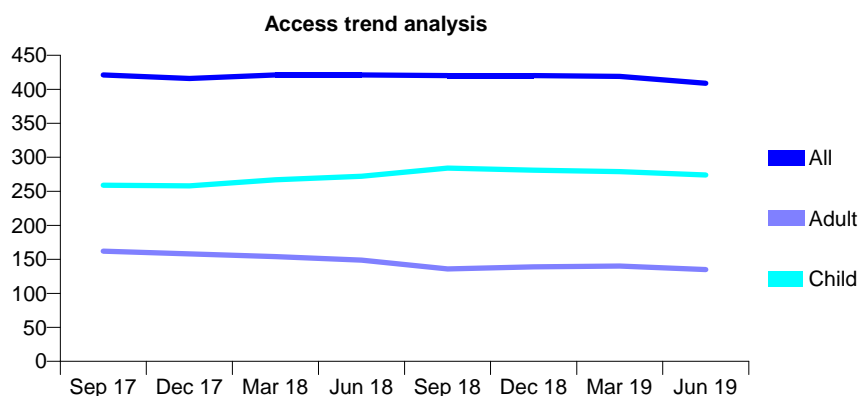
Q65 - Vital Signs At a Glance Contract Report for 130281/0001 - June 2019

Name or company name	PDSP 1864
Contract type name	GDS Contract
Purpose of contract	General
Contract start date	01/08/2010
Contract end date	

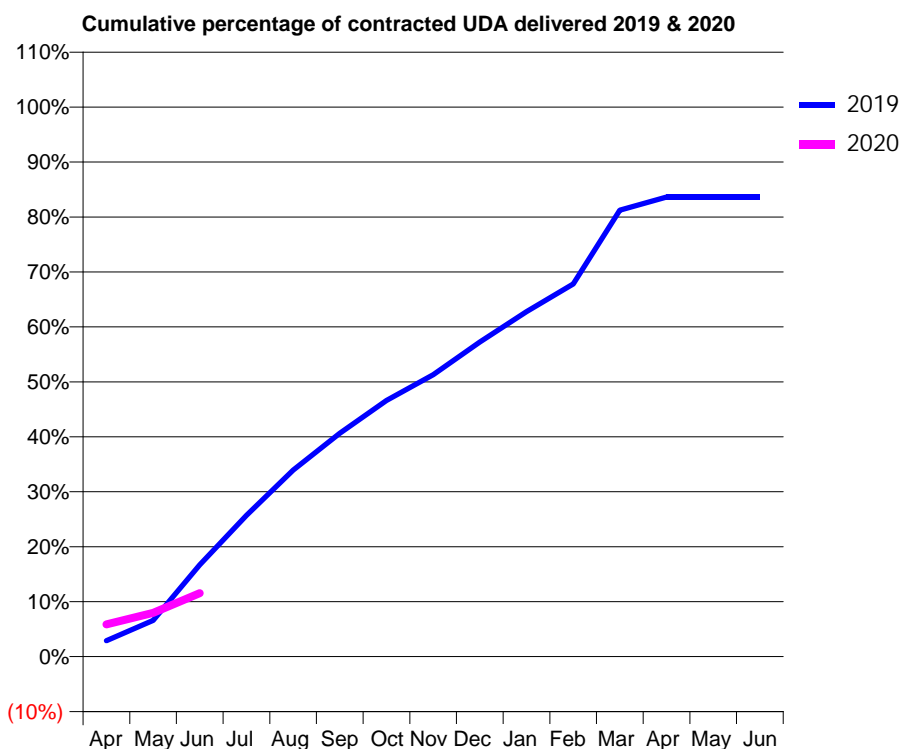
19/20 Contracted general activity (UDA)	1,100
Carry forward general activity (UDA)	0
19/20 Contracted orthodontic activity (UOA)	0
Carry forward orthodontic activity (UOA)	0
Baseline contract value	£25,768.52

ACCESS*

Patients seen in 24 months	Total	Change since previous quarter
Quarter ending June 2018	421	
Quarter ending September 2018	420	→
Quarter ending December 2018	420	→
Quarter ending March 2019	419	→
Quarter ending June 2019	409	↓
Variance since June 2018	(2.9%)	↓



ACTIVITY



Month	Adjusted Scheduled Activity (UDA)	
	2019	2020
April	26	65
May	59	88
June	150	127
July	231	
August	305	
September	366	
October	419	
November	462	
December	515	
January	565	
February	610	
March	731	
April	753	
May	753	
June	753	

QUALITY

	Quantity	Base Number	Contract	AT	Region	England
% of FP17s for the same patient ID Re-attending within 3 months - Children	5	87	5.7%	9.0%	10.6%	11.4%
% of FP17s for the same patient ID Re-attending within 3 months - Adults	5	27	18.5%	13.8%	15.2%	15.4%
% of FP17s for the same patient ID Re-attending between 3 & 9 months - Children	53	87	60.9%	63.0%	62.3%	59.8%
% of FP17s for the same patient ID Re-attending between 3 & 9 months - Adults	10	27	37.0%	53.8%	53.3%	52.1%
% of FP17s for Band 1 Urgent Courses	5	92	5.4%	9.3%	9.7%	9.2%
% of FP17s Relating to Free Repair or Replacements	0	92	0.0%	0.7%	0.6%	0.7%
% of FP17s Relating to Continuations	0	92	0.0%	0.9%	0.8%	0.8%
% of Patients satisfied with the dentistry they have received	0	0	N/A	93.5%	93.4%	93.4%
% of Patients satisfied with the time they had to wait for an appointment	0	0	N/A	89.0%	86.8%	87.6%

* This is based on patients treated on this contract for their most recent course of treatment. Figures in italics indicate the base number of FP17s or Patient Questionnaire responses are less than 100. N/A is shown where the base number of responses is less than 10 during the period. % is calculated as Quantity/Base number*100

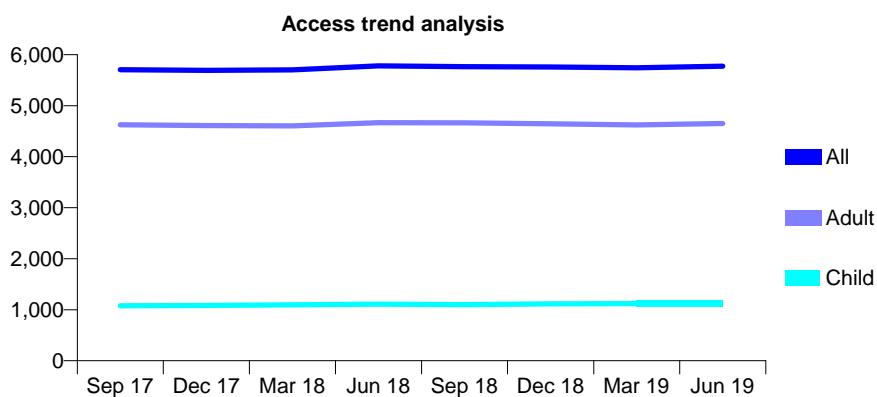
Q65 - Vital Signs At a Glance Contract Report for 131504/0001 - June 2019

Name or company name	Clevedon Dental Care
Contract type name	GDS Contract
Purpose of contract	General
Contract start date	01/04/2010
Contract end date	

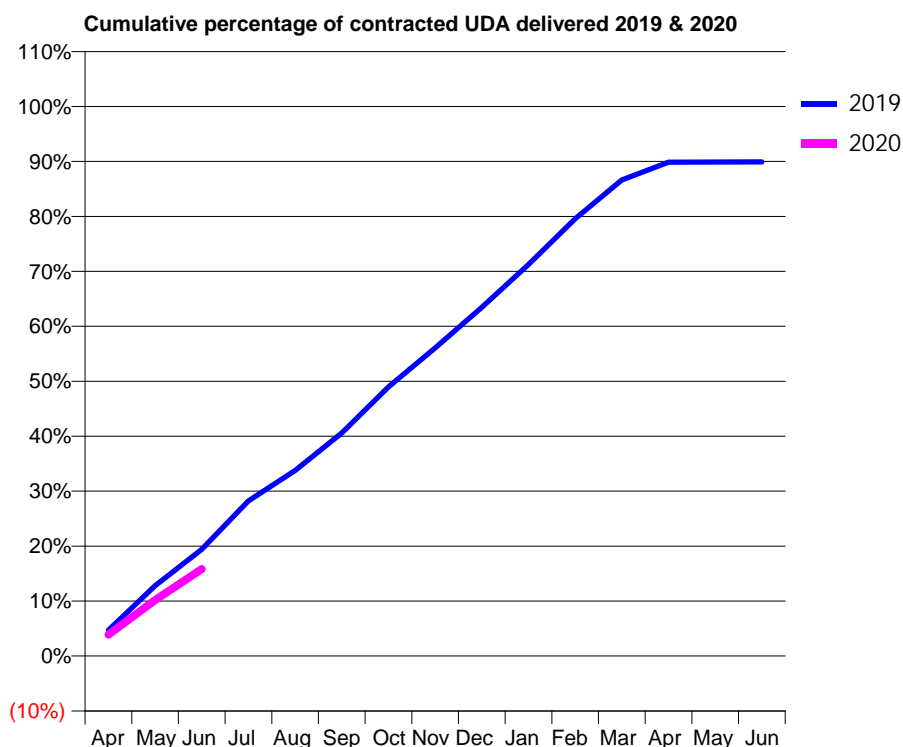
19/20 Contracted general activity (UDA)	22,315
Carry forward general activity (UDA)	0
19/20 Contracted orthodontic activity (UOA)	0
Carry forward orthodontic activity (UOA)	0
Baseline contract value	£469,478.82

ACCESS*

Patients seen in 24 months	Total	Change since previous quarter
Quarter ending June 2018	5,780	
Quarter ending September 2018	5,764	→
Quarter ending December 2018	5,758	→
Quarter ending March 2019	5,743	→
Quarter ending June 2019	5,773	→
Variance since June 2018	(0.1%)	→



ACTIVITY



Month	Adjusted Scheduled Activity (UDA)	
	2019	2020
April	885	867
May	2,410	2,273
June	3,651	3,531
July	5,312	
August	6,352	
September	7,637	
October	9,212	
November	10,548	
December	11,939	
January	13,402	
February	14,975	
March	16,298	
April	16,905	
May	16,913	
June	16,918	

QUALITY

	Quantity	Base Number	Contract	AT	Region	England
% of FP17s for the same patient ID Re-attending within 3 months - Children	22	393	5.6%	9.0%	10.6%	11.4%
% of FP17s for the same patient ID Re-attending within 3 months - Adults	110	1,496	7.4%	13.8%	15.2%	15.4%
% of FP17s for the same patient ID Re-attending between 3 & 9 months - Children	262	393	66.7%	63.0%	62.3%	59.8%
% of FP17s for the same patient ID Re-attending between 3 & 9 months - Adults	856	1,496	57.2%	53.8%	53.3%	52.1%
% of FP17s for Band 1 Urgent Courses	96	1,596	6.0%	9.3%	9.7%	9.2%
% of FP17s Relating to Free Repair or Replacements	11	1,596	0.7%	0.7%	0.6%	0.7%
% of FP17s Relating to Continuations	7	1,596	0.4%	0.9%	0.8%	0.8%
% of Patients satisfied with the dentistry they have received	4	5	N/A	93.5%	93.4%	93.4%
% of Patients satisfied with the time they had to wait for an appointment	4	5	N/A	89.0%	86.8%	87.6%

* This is based on patients treated on this contract for their most recent course of treatment. Figures in italics indicate the base number of FP17s or Patient Questionnaire responses are less than 100. N/A is shown where the base number of responses is less than 10 during the period. % is calculated as Quantity/Base number*100

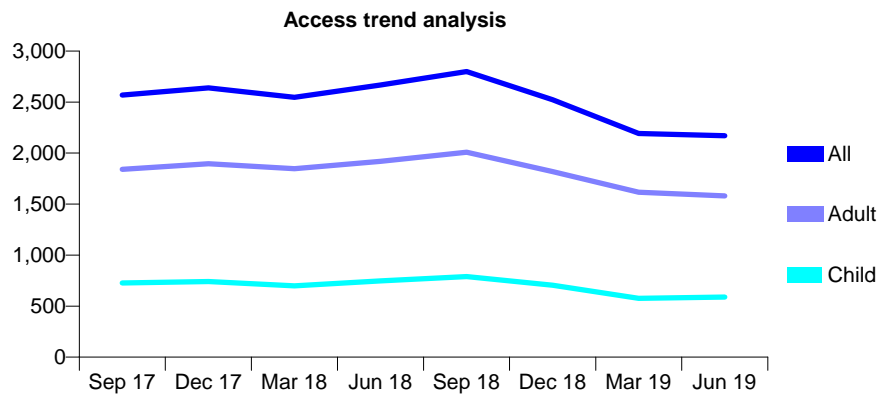
Q65 - Vital Signs At a Glance Contract Report for 131563/0001 - June 2019

Name or company name	Broadwalk Dental Centre Practice Partnersl
Contract type name	GDS Contract
Purpose of contract	General
Contract start date	01/04/2008
Contract end date	

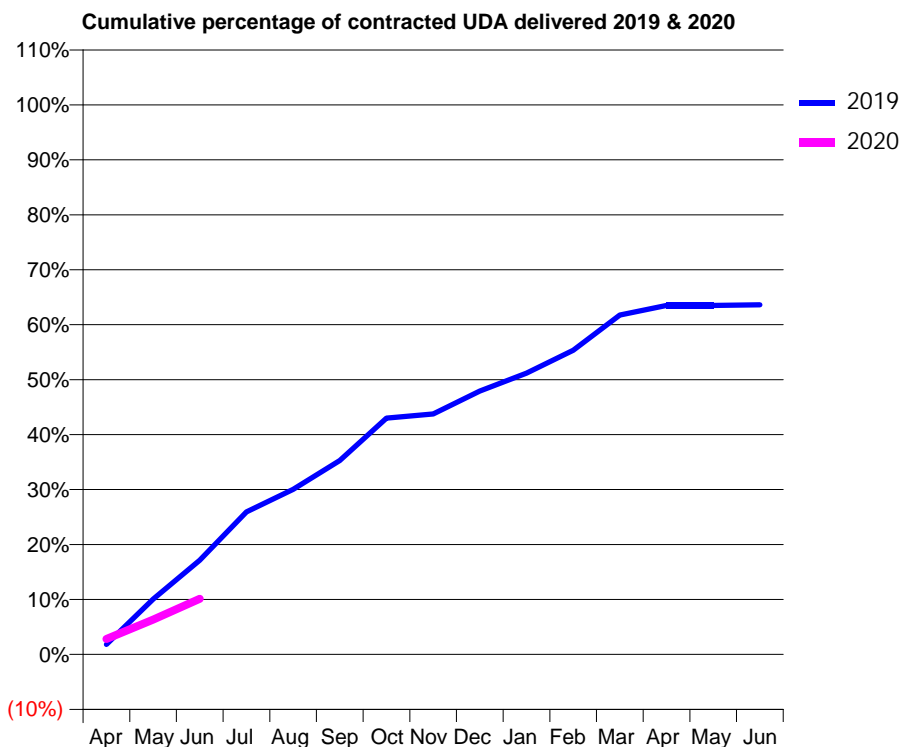
19/20 Contracted general activity (UDA)	10,000
Carry forward general activity (UDA)	0
19/20 Contracted orthodontic activity (UOA)	0
Carry forward orthodontic activity (UOA)	0
Baseline contract value	£242,475.33

ACCESS*

Patients seen in 24 months	Total	Change since previous quarter
Quarter ending June 2018	2,667	
Quarter ending September 2018	2,799	↑
Quarter ending December 2018	2,524	↓
Quarter ending March 2019	2,193	↓
Quarter ending June 2019	2,170	↓
Variance since June 2018	(18.6%)	↓



ACTIVITY



Month	Adjusted Scheduled Activity (UDA)	
	2019	2020
April	183	280
May	1,005	634
June	1,714	1,013
July	2,592	
August	3,005	
September	3,528	
October	4,300	
November	4,377	
December	4,792	
January	5,118	
February	5,535	
March	6,176	
April	6,350	
May	6,349	
June	6,361	

QUALITY

	Quantity	Base Number	Contract	AT	Region	England
% of FP17s for the same patient ID Re-attending within 3 months - Children	16	179	8.9%	9.0%	10.6%	11.4%
% of FP17s for the same patient ID Re-attending within 3 months - Adults	56	470	11.9%	13.8%	15.2%	15.4%
% of FP17s for the same patient ID Re-attending between 3 & 9 months - Children	79	179	44.1%	63.0%	62.3%	59.8%
% of FP17s for the same patient ID Re-attending between 3 & 9 months - Adults	189	470	40.2%	53.8%	53.3%	52.1%
% of FP17s for Band 1 Urgent Courses	43	557	7.7%	9.3%	9.7%	9.2%
% of FP17s Relating to Free Repair or Replacements	0	557	0.0%	0.7%	0.6%	0.7%
% of FP17s Relating to Continuations	8	557	1.4%	0.9%	0.8%	0.8%
% of Patients satisfied with the dentistry they have received	0	0	N/A	93.5%	93.4%	93.4%
% of Patients satisfied with the time they had to wait for an appointment	0	0	N/A	89.0%	86.8%	87.6%

* This is based on patients treated on this contract for their most recent course of treatment. Figures in italics indicate the base number of FP17s or Patient Questionnaire responses are less than 100. N/A is shown where the base number of responses is less than 10 during the period. % is calculated as Quantity/Base number*100

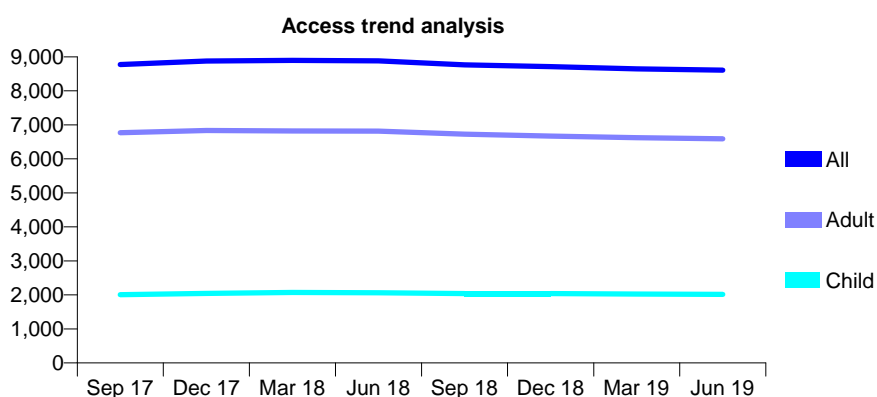
Q65 - Vital Signs At a Glance Contract Report for 135739/0001 - June 2019

Name or company name	Woodburn Cottage Services Ltd
Contract type name	GDS Contract
Purpose of contract	General
Contract start date	01/04/2010
Contract end date	

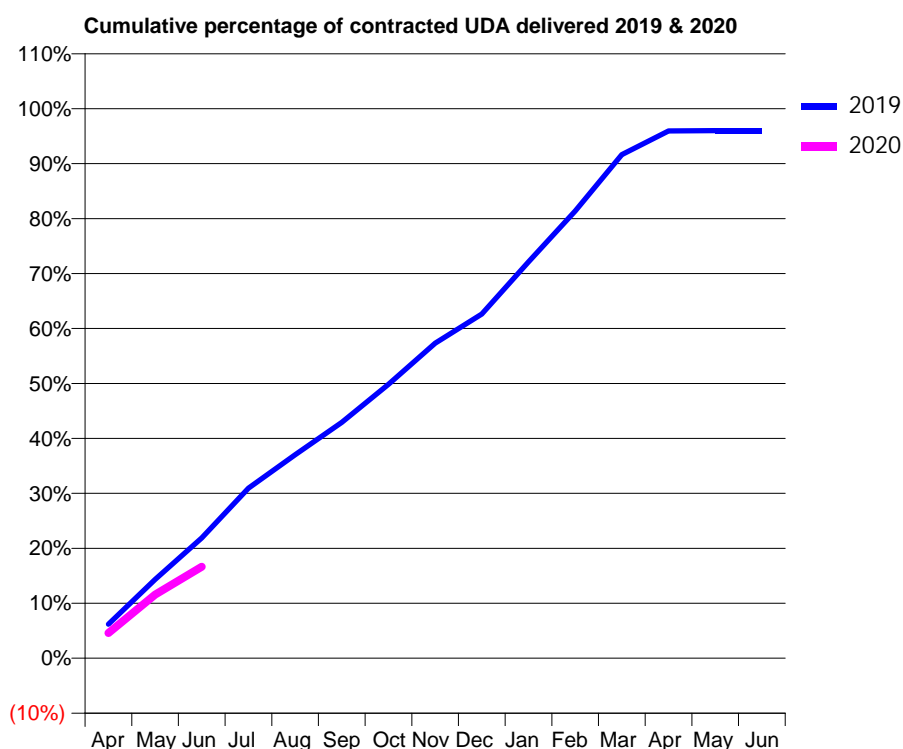
19/20 Contracted general activity (UDA)	27,795
Carry forward general activity (UDA)	0
19/20 Contracted orthodontic activity (UOA)	0
Carry forward orthodontic activity (UOA)	0
Baseline contract value	£658,022.32

ACCESS*

Patients seen in 24 months	Total	Change since previous quarter
Quarter ending June 2018	8,881	
Quarter ending September 2018	8,768	↓
Quarter ending December 2018	8,710	→
Quarter ending March 2019	8,647	→
Quarter ending June 2019	8,608	→
Variance since June 2018	(3.1%)	↓



ACTIVITY



Month	2019	2020
April	1,725	1,280
May	3,988	3,221
June	6,088	4,632
July	8,605	
August	10,292	
September	11,929	
October	13,851	
November	15,934	
December	17,407	
January	20,042	
February	22,620	
March	25,467	
April	26,664	
May	26,677	
June	26,687	

QUALITY

	Quantity	Base Number	Contract	AT	Region	England
% of FP17s for the same patient ID Re-attending within 3 months - Children	44	710	6.2%	9.0%	10.6%	11.4%
% of FP17s for the same patient ID Re-attending within 3 months - Adults	264	2,228	11.8%	13.8%	15.2%	15.4%
% of FP17s for the same patient ID Re-attending between 3 & 9 months - Children	427	710	60.1%	63.0%	62.3%	59.8%
% of FP17s for the same patient ID Re-attending between 3 & 9 months - Adults	1,336	2,228	60.0%	53.8%	53.3%	52.1%
% of FP17s for Band 1 Urgent Courses	238	2,467	9.6%	9.3%	9.7%	9.2%
% of FP17s Relating to Free Repair or Replacements	13	2,467	0.5%	0.7%	0.6%	0.7%
% of FP17s Relating to Continuations	19	2,467	0.8%	0.9%	0.8%	0.8%
% of Patients satisfied with the dentistry they have received	7	7	N/A	93.5%	93.4%	93.4%
% of Patients satisfied with the time they had to wait for an appointment	7	7	N/A	89.0%	86.8%	87.6%

* This is based on patients treated on this contract for their most recent course of treatment.

Figures in italics indicate the base number of FP17s or Patient Questionnaire responses are less than 100. N/A is shown where the base number of responses is less than 10 during the period. % is calculated as Quantity/Base number*100

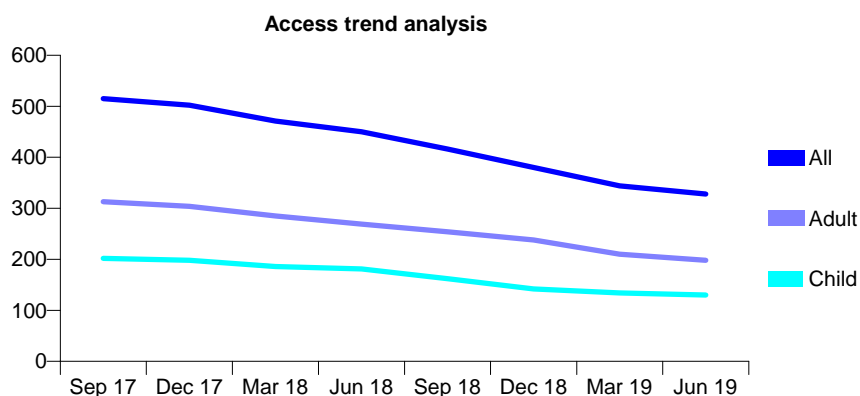
Q65 - Vital Signs At a Glance Contract Report for 141216/0001 - June 2019

Name or company name	Gairloch House Dental Practice
Contract type name	GDS Contract
Purpose of contract	General
Contract start date	01/08/2013
Contract end date	

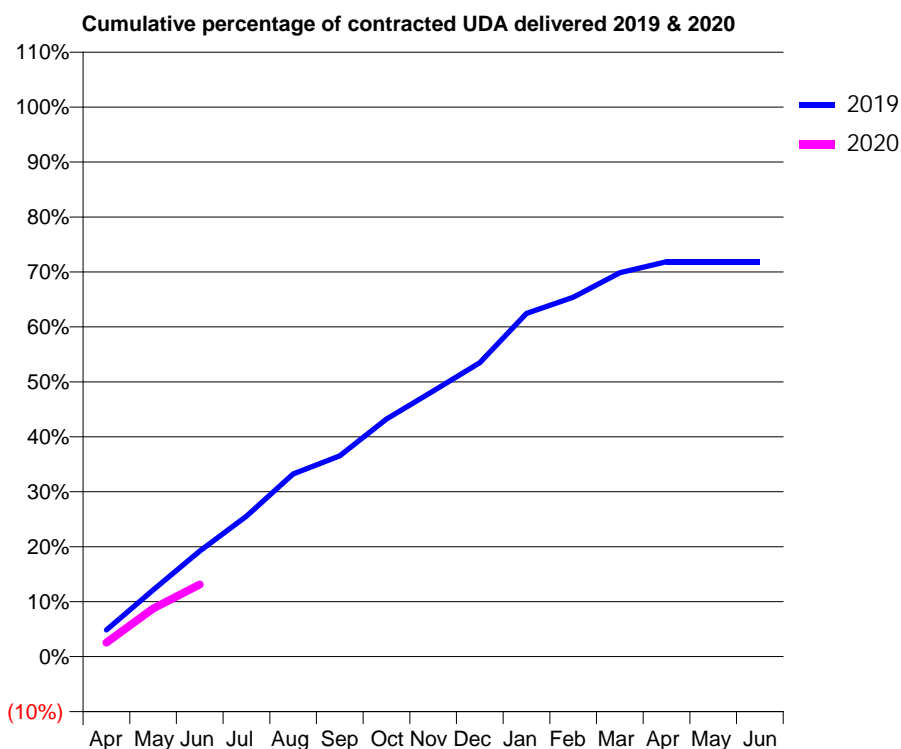
19/20 Contracted general activity (UDA)	1,170
Carry forward general activity (UDA)	0
19/20 Contracted orthodontic activity (UOA)	0
Carry forward orthodontic activity (UOA)	0
Baseline contract value	£28,736.70

ACCESS*

Patients seen in 24 months	Total	Change since previous quarter
Quarter ending June 2018	450	
Quarter ending September 2018	416	↓
Quarter ending December 2018	380	↓
Quarter ending March 2019	344	↓
Quarter ending June 2019	328	↓
Variance since June 2018	(27.1%)	↓



ACTIVITY



Month	Adjusted Scheduled Activity (UDA)	
	2019	2020
April	57	30
May	142	102
June	225	154
July	299	
August	389	
September	427	
October	506	
November	565	
December	626	
January	731	
February	765	
March	817	
April	841	
May	841	
June	841	

QUALITY

	Quantity	Base Number	Contract	AT	Region	England
% of FP17s for the same patient ID Re-attending within 3 months - Children	1	58	1.7%	9.0%	10.6%	11.4%
% of FP17s for the same patient ID Re-attending within 3 months - Adults	9	68	13.2%	13.8%	15.2%	15.4%
% of FP17s for the same patient ID Re-attending between 3 & 9 months - Children	42	58	72.4%	63.0%	62.3%	59.8%
% of FP17s for the same patient ID Re-attending between 3 & 9 months - Adults	44	68	64.7%	53.8%	53.3%	52.1%
% of FP17s for Band 1 Urgent Courses	3	104	2.9%	9.3%	9.7%	9.2%
% of FP17s Relating to Free Repair or Replacements	0	104	0.0%	0.7%	0.6%	0.7%
% of FP17s Relating to Continuations	3	104	2.9%	0.9%	0.8%	0.8%
% of Patients satisfied with the dentistry they have received	0	0	N/A	93.5%	93.4%	93.4%
% of Patients satisfied with the time they had to wait for an appointment	0	0	N/A	89.0%	86.8%	87.6%

* This is based on patients treated on this contract for their most recent course of treatment. Figures in italics indicate the base number of FP17s or Patient Questionnaire responses are less than 100. N/A is shown where the base number of responses is less than 10 during the period. % is calculated as Quantity/Base number*100

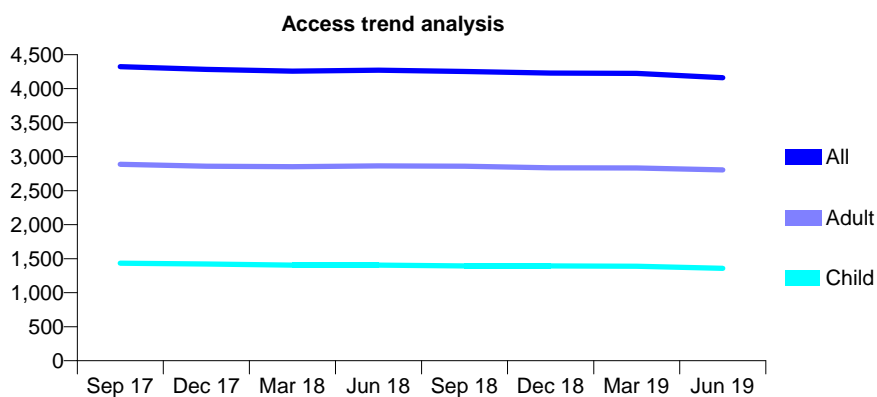
Q65 - Vital Signs At a Glance Contract Report for 146706/0001 - June 2019

Name or company name	Coly House Ltd
Contract type name	GDS Contract
Purpose of contract	General
Contract start date	01/04/2010
Contract end date	

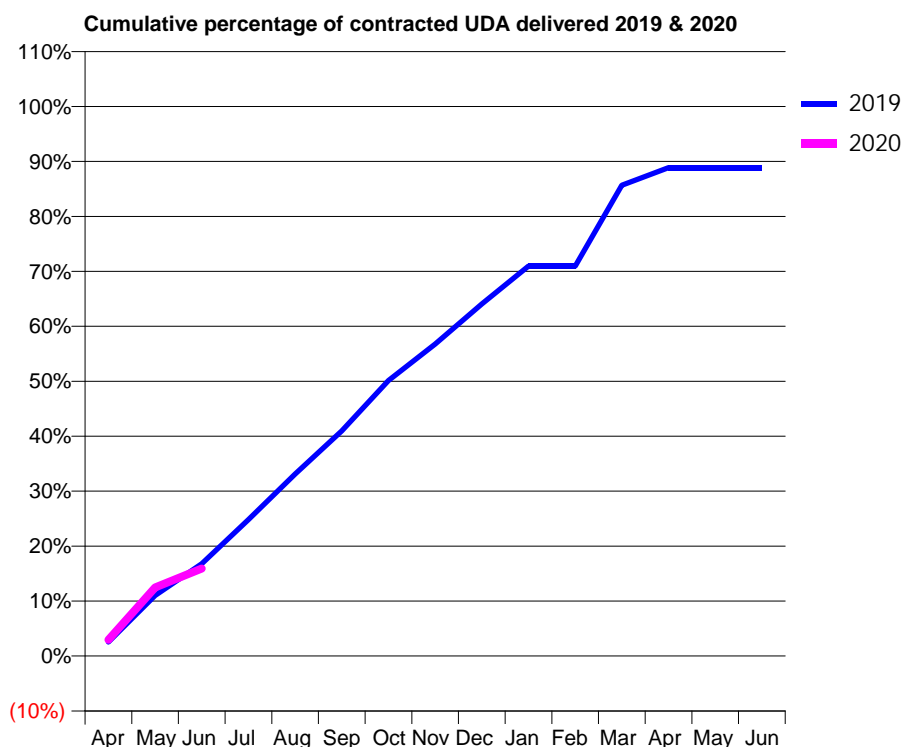
19/20 Contracted general activity (UDA)	10,000
Carry forward general activity (UDA)	0
19/20 Contracted orthodontic activity (UOA)	0
Carry forward orthodontic activity (UOA)	0
Baseline contract value	£228,050.26

ACCESS*

Patients seen in 24 months	Total	Change since previous quarter
Quarter ending June 2018	4,271	
Quarter ending September 2018	4,252	→
Quarter ending December 2018	4,231	→
Quarter ending March 2019	4,225	→
Quarter ending June 2019	4,162	↓
Variance since June 2018	(2.6%)	↓



ACTIVITY



Month	Adjusted Scheduled Activity (UDA)	
	2019	2020
April	255	295
May	1,103	1,248
June	1,679	1,592
July	2,484	
August	3,314	
September	4,098	
October	5,016	
November	5,677	
December	6,406	
January	7,098	
February	7,098	
March	8,565	
April	8,885	
May	8,886	
June	8,886	

QUALITY

	Quantity	Base Number	Contract	AT	Region	England
% of FP17s for the same patient ID Re-attending within 3 months - Children	48	552	8.7%	9.0%	10.6%	11.4%
% of FP17s for the same patient ID Re-attending within 3 months - Adults	136	1,017	13.4%	13.8%	15.2%	15.4%
% of FP17s for the same patient ID Re-attending between 3 & 9 months - Children	390	552	70.7%	63.0%	62.3%	59.8%
% of FP17s for the same patient ID Re-attending between 3 & 9 months - Adults	666	1,017	65.5%	53.8%	53.3%	52.1%
% of FP17s for Band 1 Urgent Courses	85	1,114	7.6%	9.3%	9.7%	9.2%
% of FP17s Relating to Free Repair or Replacements	5	1,114	0.4%	0.7%	0.6%	0.7%
% of FP17s Relating to Continuations	14	1,114	1.3%	0.9%	0.8%	0.8%
% of Patients satisfied with the dentistry they have received	0	0	N/A	93.5%	93.4%	93.4%
% of Patients satisfied with the time they had to wait for an appointment	0	0	N/A	89.0%	86.8%	87.6%

* This is based on patients treated on this contract for their most recent course of treatment. Figures in italics indicate the base number of FP17s or Patient Questionnaire responses are less than 100. N/A is shown where the base number of responses is less than 10 during the period. % is calculated as Quantity/Base number*100

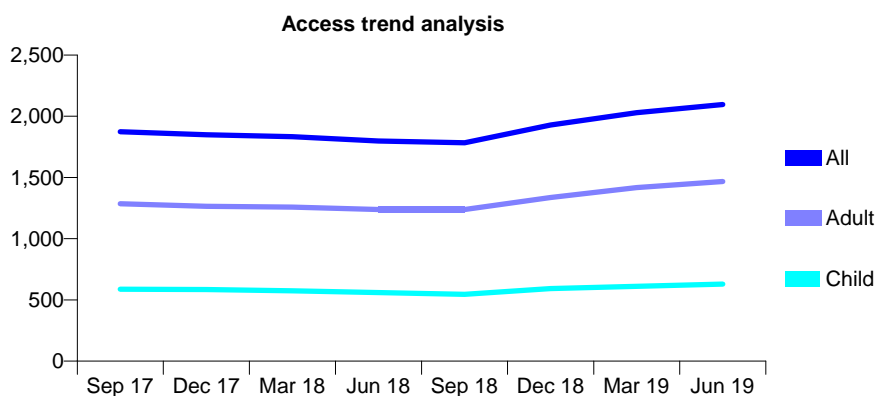
Q65 - Vital Signs At a Glance Contract Report for 148172/0001 - June 2019

Name or company name	Stokes Lane Dental Practice
Contract type name	GDS Contract
Purpose of contract	General
Contract start date	01/04/2011
Contract end date	

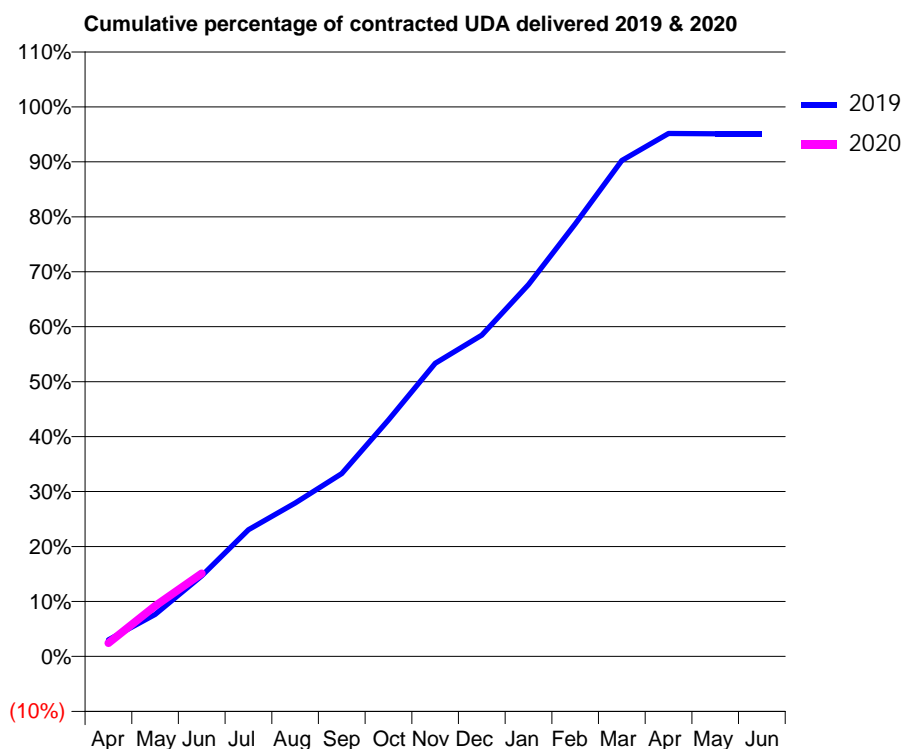
19/20 Contracted general activity (UDA)	5,819
Carry forward general activity (UDA)	0
19/20 Contracted orthodontic activity (UOA)	0
Carry forward orthodontic activity (UOA)	0
Baseline contract value	£129,598.80

ACCESS*

Patients seen in 24 months	Total	Change since previous quarter
Quarter ending June 2018	1,798	
Quarter ending September 2018	1,784	→
Quarter ending December 2018	1,929	↑
Quarter ending March 2019	2,030	↑
Quarter ending June 2019	2,096	↑
Variance since June 2018	16.6%	↑



ACTIVITY



Month	2019	2020
April	176	143
May	445	534
June	853	879
July	1,342	
August	1,625	
September	1,937	
October	2,504	
November	3,105	
December	3,402	
January	3,938	
February	4,581	
March	5,250	
April	5,538	
May	5,533	
June	5,533	

QUALITY

	Quantity	Base Number	Contract	AT	Region	England
% of FP17s for the same patient ID Re-attending within 3 months - Children	17	205	8.3%	9.0%	10.6%	11.4%
% of FP17s for the same patient ID Re-attending within 3 months - Adults	66	478	13.8%	13.8%	15.2%	15.4%
% of FP17s for the same patient ID Re-attending between 3 & 9 months - Children	128	205	62.4%	63.0%	62.3%	59.8%
% of FP17s for the same patient ID Re-attending between 3 & 9 months - Adults	299	478	62.6%	53.8%	53.3%	52.1%
% of FP17s for Band 1 Urgent Courses	34	528	6.4%	9.3%	9.7%	9.2%
% of FP17s Relating to Free Repair or Replacements	4	528	0.8%	0.7%	0.6%	0.7%
% of FP17s Relating to Continuations	2	528	0.4%	0.9%	0.8%	0.8%
% of Patients satisfied with the dentistry they have received	0	0	N/A	93.5%	93.4%	93.4%
% of Patients satisfied with the time they had to wait for an appointment	0	0	N/A	89.0%	86.8%	87.6%

* This is based on patients treated on this contract for their most recent course of treatment. Figures in italics indicate the base number of FP17s or Patient Questionnaire responses are less than 100. N/A is shown where the base number of responses is less than 10 during the period. % is calculated as Quantity/Base number*100

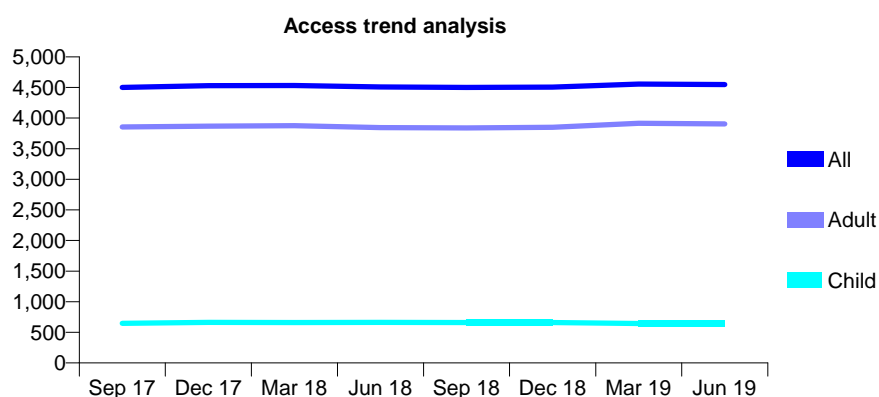
Q65 - Vital Signs At a Glance Contract Report for 151416/0001 - June 2019

Name or company name	Mr AG Behanan
Contract type name	GDS Contract
Purpose of contract	General
Contract start date	01/09/2013
Contract end date	

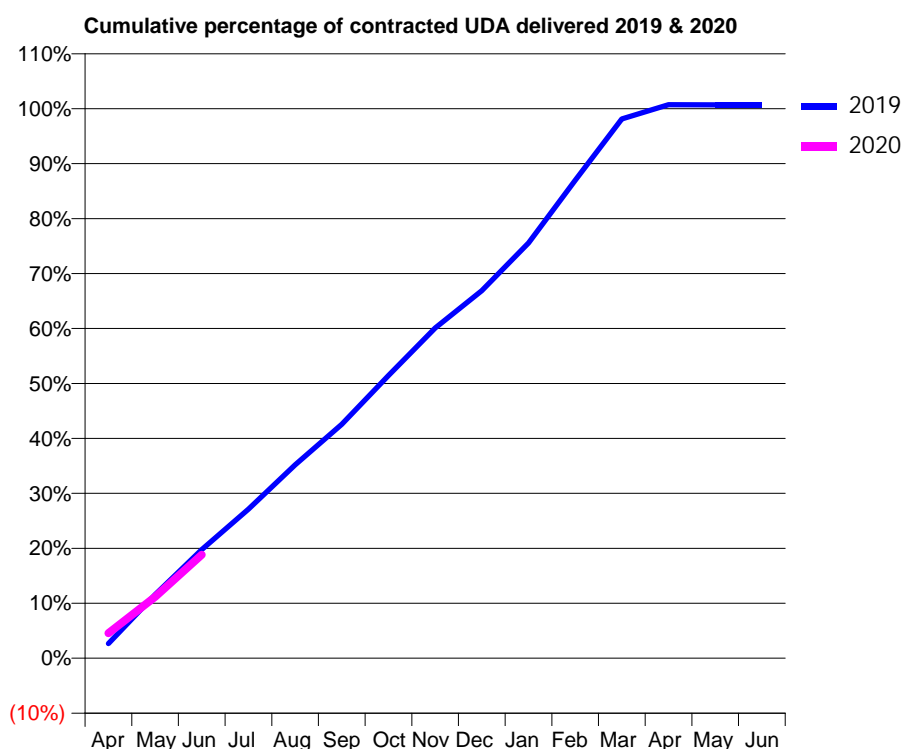
19/20 Contracted general activity (UDA)	16,000
Carry forward general activity (UDA)	0
19/20 Contracted orthodontic activity (UOA)	0
Carry forward orthodontic activity (UOA)	0
Baseline contract value	£352,674.23

ACCESS*

Patients seen in 24 months	Total	Change since previous quarter
Quarter ending June 2018	4,508	
Quarter ending September 2018	4,500	→
Quarter ending December 2018	4,506	→
Quarter ending March 2019	4,557	→
Quarter ending June 2019	4,548	→
Variance since June 2018	0.9%	→



ACTIVITY



Month	2019	2020
April	429	732
May	1,854	1,789
June	3,163	3,011
July	4,343	
August	5,630	
September	6,811	
October	8,228	
November	9,614	
December	10,701	
January	12,087	
February	13,913	
March	15,699	
April	16,115	
May	16,112	
June	16,112	

QUALITY

	Quantity	Base Number	Contract	AT	Region	England
% of FP17s for the same patient ID Re-attending within 3 months - Children	16	171	9.4%	9.0%	10.6%	11.4%
% of FP17s for the same patient ID Re-attending within 3 months - Adults	223	1,216	18.3%	13.8%	15.2%	15.4%
% of FP17s for the same patient ID Re-attending between 3 & 9 months - Children	95	171	55.6%	63.0%	62.3%	59.8%
% of FP17s for the same patient ID Re-attending between 3 & 9 months - Adults	713	1,216	58.6%	53.8%	53.3%	52.1%
% of FP17s for Band 1 Urgent Courses	155	1,221	12.7%	9.3%	9.7%	9.2%
% of FP17s Relating to Free Repair or Replacements	21	1,221	1.7%	0.7%	0.6%	0.7%
% of FP17s Relating to Continuations	10	1,221	0.8%	0.9%	0.8%	0.8%
% of Patients satisfied with the dentistry they have received	5	5	N/A	93.5%	93.4%	93.4%
% of Patients satisfied with the time they had to wait for an appointment	5	5	N/A	89.0%	86.8%	87.6%

* This is based on patients treated on this contract for their most recent course of treatment.

Figures in italics indicate the base number of FP17s or Patient Questionnaire responses are less than 100. N/A is shown where the base number of responses is less than 10 during the period. % is calculated as Quantity/Base number*100

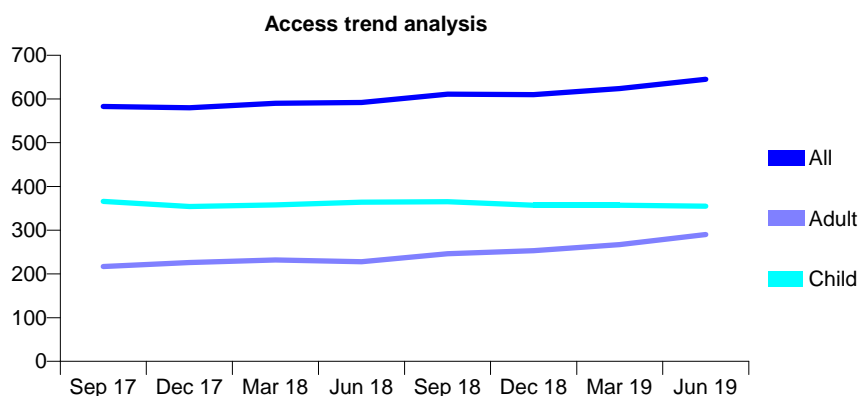
Q65 - Vital Signs At a Glance Contract Report for 152277/0001 - June 2019

Name or company name	Myridakis and Myridaki
Contract type name	GDS Contract
Purpose of contract	General
Contract start date	17/12/2015
Contract end date	

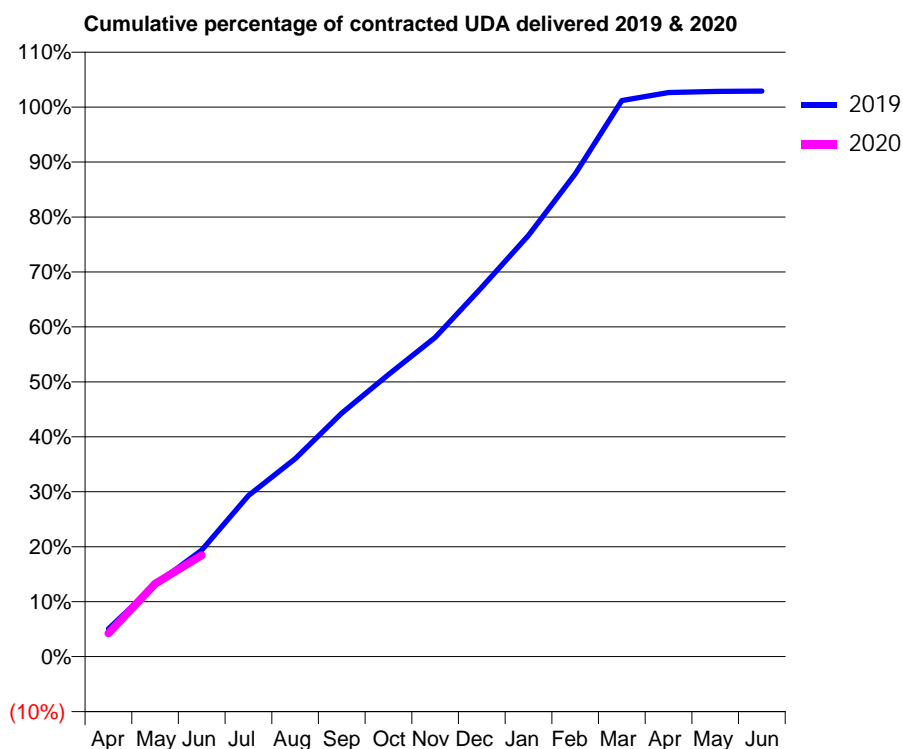
19/20 Contracted general activity (UDA)	1,800
Carry forward general activity (UDA)	0
19/20 Contracted orthodontic activity (UOA)	0
Carry forward orthodontic activity (UOA)	0
Baseline contract value	£39,653.30

ACCESS*

Patients seen in 24 months	Total	Change since previous quarter
Quarter ending June 2018	592	
Quarter ending September 2018	611	↑
Quarter ending December 2018	610	→
Quarter ending March 2019	624	↑
Quarter ending June 2019	645	↑
Variance since June 2018	9.0%	↑



ACTIVITY



Month	Adjusted Scheduled Activity (UDA)	
	2019	2020
April	76	76
May	196	239
June	291	332
July	440	
August	540	
September	665	
October	770	
November	871	
December	1,008	
January	1,150	
February	1,318	
March	1,518	
April	1,540	
May	1,543	
June	1,544	

QUALITY

	Quantity	Base Number	Contract	AT	Region	England
% of FP17s for the same patient ID Re-attending within 3 months - Children	5	125	4.0%	9.0%	10.6%	11.4%
% of FP17s for the same patient ID Re-attending within 3 months - Adults	5	93	5.4%	13.8%	15.2%	15.4%
% of FP17s for the same patient ID Re-attending between 3 & 9 months - Children	91	125	72.8%	63.0%	62.3%	59.8%
% of FP17s for the same patient ID Re-attending between 3 & 9 months - Adults	38	93	40.9%	53.8%	53.3%	52.1%
% of FP17s for Band 1 Urgent Courses	40	195	20.5%	9.3%	9.7%	9.2%
% of FP17s Relating to Free Repair or Replacements	0	195	0.0%	0.7%	0.6%	0.7%
% of FP17s Relating to Continuations	0	195	0.0%	0.9%	0.8%	0.8%
% of Patients satisfied with the dentistry they have received	0	0	N/A	93.5%	93.4%	93.4%
% of Patients satisfied with the time they had to wait for an appointment	0	0	N/A	89.0%	86.8%	87.6%

* This is based on patients treated on this contract for their most recent course of treatment. Figures in italics indicate the base number of FP17s or Patient Questionnaire responses are less than 100. N/A is shown where the base number of responses is less than 10 during the period. % is calculated as Quantity/Base number*100

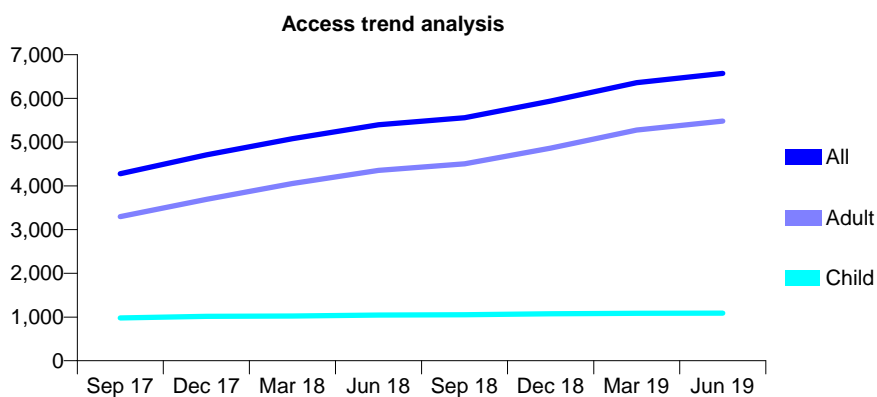
Q65 - Vital Signs At a Glance Contract Report for 153753/0001 - June 2019

Name or company name	Redland Park DS Ltd
Contract type name	GDS Contract
Purpose of contract	General
Contract start date	01/04/2011
Contract end date	

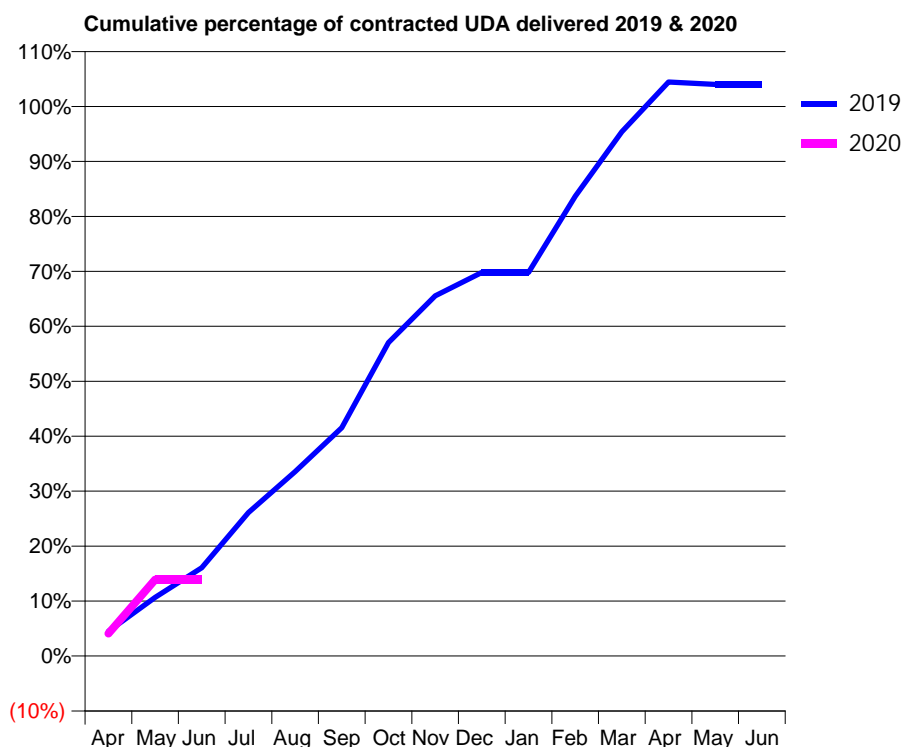
19/20 Contracted general activity (UDA)	14,224
Carry forward general activity (UDA)	0
19/20 Contracted orthodontic activity (UOA)	0
Carry forward orthodontic activity (UOA)	0
Baseline contract value	£475,397.10

ACCESS*

Patients seen in 24 months	Total	Change since previous quarter
Quarter ending June 2018	5,398	
Quarter ending September 2018	5,559	↑
Quarter ending December 2018	5,936	↑
Quarter ending March 2019	6,359	↑
Quarter ending June 2019	6,571	↑
Variance since June 2018	21.7%	↑



ACTIVITY



Month	Adjusted Scheduled Activity (UDA)	
	2019	2020
April	640	582
May	1,518	1,981
June	2,288	1,981
July	3,711	
August	4,774	
September	5,911	
October	8,114	
November	9,320	
December	9,929	
January	9,929	
February	11,901	
March	13,566	
April	14,856	
May	14,792	
June	14,792	

QUALITY

	Quantity	Base Number	Contract	AT	Region	England
% of FP17s for the same patient ID Re-attending within 3 months - Children	17	299	5.7%	9.0%	10.6%	11.4%
% of FP17s for the same patient ID Re-attending within 3 months - Adults	191	1,569	12.2%	13.8%	15.2%	15.4%
% of FP17s for the same patient ID Re-attending between 3 & 9 months - Children	194	299	64.9%	63.0%	62.3%	59.8%
% of FP17s for the same patient ID Re-attending between 3 & 9 months - Adults	807	1,569	51.4%	53.8%	53.3%	52.1%
% of FP17s for Band 1 Urgent Courses	143	1,048	13.6%	9.3%	9.7%	9.2%
% of FP17s Relating to Free Repair or Replacements	8	1,048	0.8%	0.7%	0.6%	0.7%
% of FP17s Relating to Continuations	1	1,048	0.1%	0.9%	0.8%	0.8%
% of Patients satisfied with the dentistry they have received	8	8	N/A	93.5%	93.4%	93.4%
% of Patients satisfied with the time they had to wait for an appointment	6	8	N/A	89.0%	86.8%	87.6%

* This is based on patients treated on this contract for their most recent course of treatment. Figures in italics indicate the base number of FP17s or Patient Questionnaire responses are less than 100. N/A is shown where the base number of responses is less than 10 during the period. % is calculated as Quantity/Base number*100

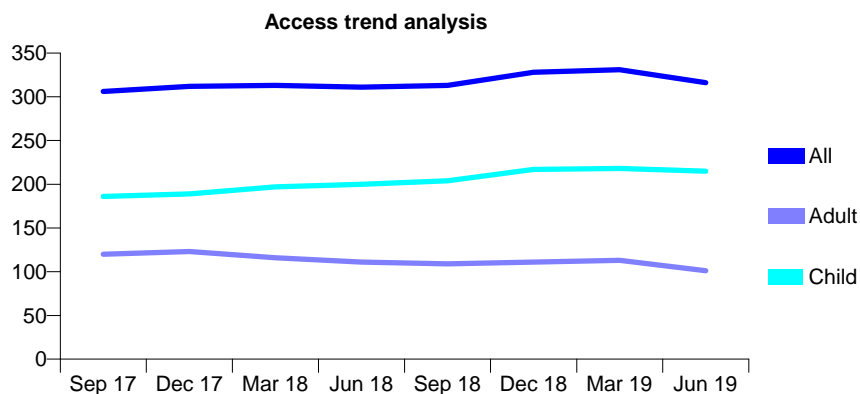
Q65 - Vital Signs At a Glance Contract Report for 154091/0001 - June 2019

Name or company name	RCST Ltd
Contract type name	GDS Contract
Purpose of contract	General
Contract start date	01/10/2012
Contract end date	

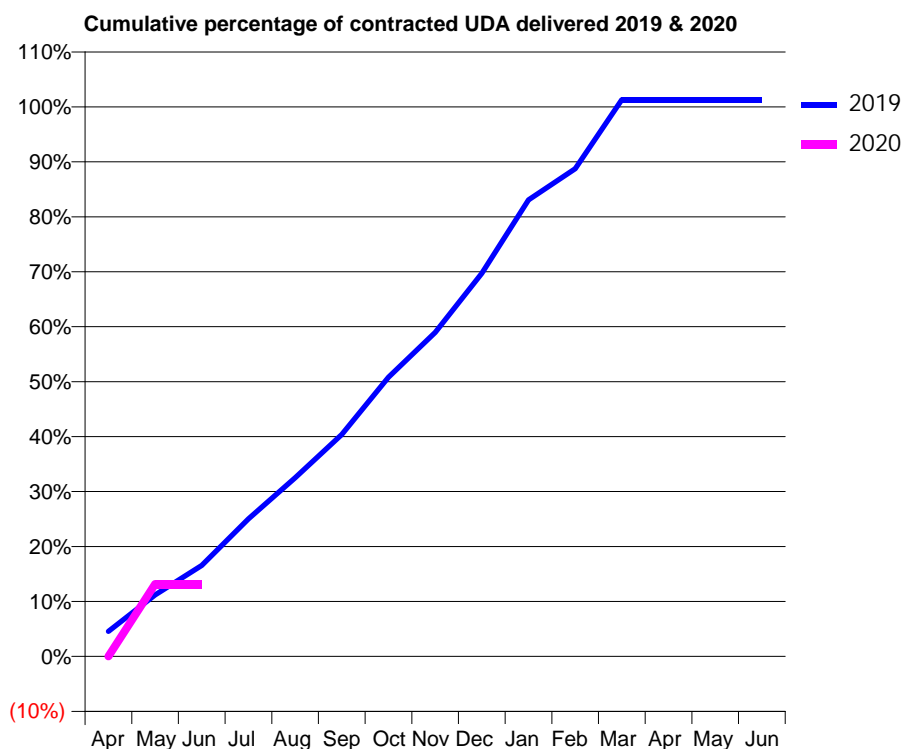
19/20 Contracted general activity (UDA)	616
Carry forward general activity (UDA)	0
19/20 Contracted orthodontic activity (UOA)	0
Carry forward orthodontic activity (UOA)	0
Baseline contract value	£14,855.24

ACCESS*

Patients seen in 24 months	Total	Change since previous quarter
Quarter ending June 2018	311	
Quarter ending September 2018	313	→
Quarter ending December 2018	328	↑
Quarter ending March 2019	331	→
Quarter ending June 2019	316	↓
Variance since June 2018	1.6%	→



ACTIVITY



Month	Adjusted Scheduled Activity (UDA)	
	2019	2020
April	28	0
May	69	81
June	102	81
July	154	
August	200	
September	249	
October	313	
November	363	
December	429	
January	512	
February	547	
March	624	
April	624	
May	624	
June	624	

QUALITY

	Quantity	Base Number	Contract	AT	Region	England
% of FP17s for the same patient ID Re-attending within 3 months - Children	2	58	3.4%	9.0%	10.6%	11.4%
% of FP17s for the same patient ID Re-attending within 3 months - Adults	0	17	0.0%	13.8%	15.2%	15.4%
% of FP17s for the same patient ID Re-attending between 3 & 9 months - Children	40	58	69.0%	63.0%	62.3%	59.8%
% of FP17s for the same patient ID Re-attending between 3 & 9 months - Adults	13	17	76.5%	53.8%	53.3%	52.1%
% of FP17s for Band 1 Urgent Courses	1	75	1.3%	9.3%	9.7%	9.2%
% of FP17s Relating to Free Repair or Replacements	0	75	0.0%	0.7%	0.6%	0.7%
% of FP17s Relating to Continuations	0	75	0.0%	0.9%	0.8%	0.8%
% of Patients satisfied with the dentistry they have received	0	0	N/A	93.5%	93.4%	93.4%
% of Patients satisfied with the time they had to wait for an appointment	0	0	N/A	89.0%	86.8%	87.6%

* This is based on patients treated on this contract for their most recent course of treatment. Figures in italics indicate the base number of FP17s or Patient Questionnaire responses are less than 100. N/A is shown where the base number of responses is less than 10 during the period. % is calculated as Quantity/Base number*100

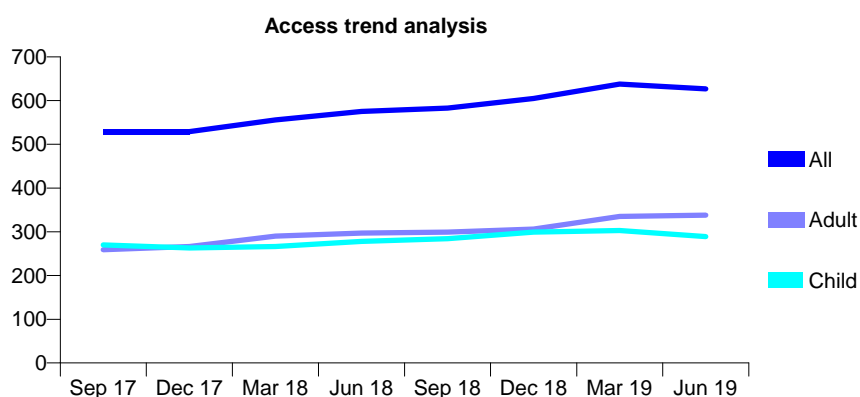
Q65 - Vital Signs At a Glance Contract Report for 158151/0001 - June 2019

Name or company name	The Dental Touch
Contract type name	GDS Contract
Purpose of contract	General
Contract start date	28/02/2011
Contract end date	

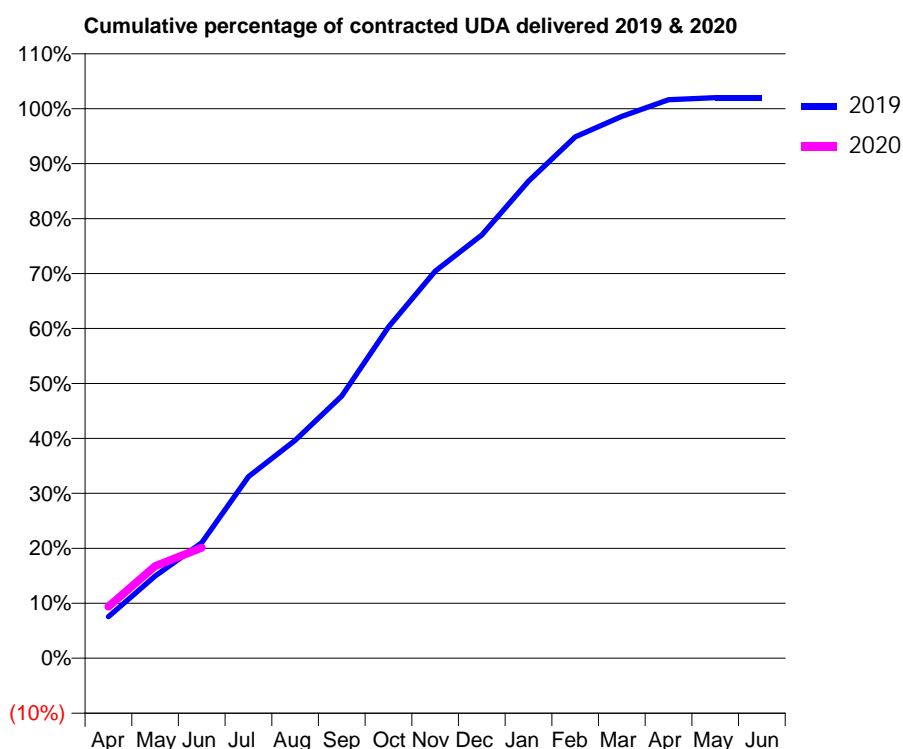
19/20 Contracted general activity (UDA)	1,156
Carry forward general activity (UDA)	0
19/20 Contracted orthodontic activity (UOA)	0
Carry forward orthodontic activity (UOA)	0
Baseline contract value	£32,416.53

ACCESS*

Patients seen in 24 months	Total	Change since previous quarter
Quarter ending June 2018	575	
Quarter ending September 2018	583	→
Quarter ending December 2018	605	↑
Quarter ending March 2019	638	↑
Quarter ending June 2019	627	↓
Variance since June 2018	9.0%	↑



ACTIVITY



Adjusted Scheduled Activity (UDA)		
Month	2019	2020
April	87	109
May	173	194
June	243	232
July	382	
August	459	
September	552	
October	697	
November	814	
December	890	
January	1,003	
February	1,097	
March	1,140	
April	1,175	
May	1,179	
June	1,179	

QUALITY

	Quantity	Base Number	Contract	AT	Region	England
% of FP17s for the same patient ID Re-attending within 3 months - Children	7	113	6.2%	9.0%	10.6%	11.4%
% of FP17s for the same patient ID Re-attending within 3 months - Adults	6	73	8.2%	13.8%	15.2%	15.4%
% of FP17s for the same patient ID Re-attending between 3 & 9 months - Children	77	113	68.1%	63.0%	62.3%	59.8%
% of FP17s for the same patient ID Re-attending between 3 & 9 months - Adults	13	73	17.8%	53.8%	53.3%	52.1%
% of FP17s for Band 1 Urgent Courses	17	165	10.3%	9.3%	9.7%	9.2%
% of FP17s Relating to Free Repair or Replacements	0	165	0.0%	0.7%	0.6%	0.7%
% of FP17s Relating to Continuations	0	165	0.0%	0.9%	0.8%	0.8%
% of Patients satisfied with the dentistry they have received	0	0	N/A	93.5%	93.4%	93.4%
% of Patients satisfied with the time they had to wait for an appointment	0	0	N/A	89.0%	86.8%	87.6%

* This is based on patients treated on this contract for their most recent course of treatment.

Figures in italics indicate the base number of FP17s or Patient Questionnaire responses are less than 100. N/A is shown where the base number of responses is less than 10 during the period. % is calculated as Quantity/Base number*100

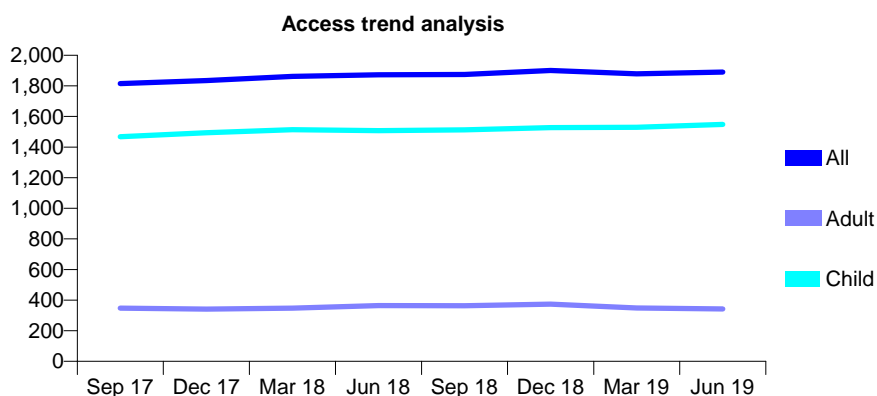
Q65 - Vital Signs At a Glance Contract Report for 159808/0001 - June 2019

Name or company name	Redland Dental Practice
Contract type name	GDS Contract
Purpose of contract	General
Contract start date	01/04/2006
Contract end date	

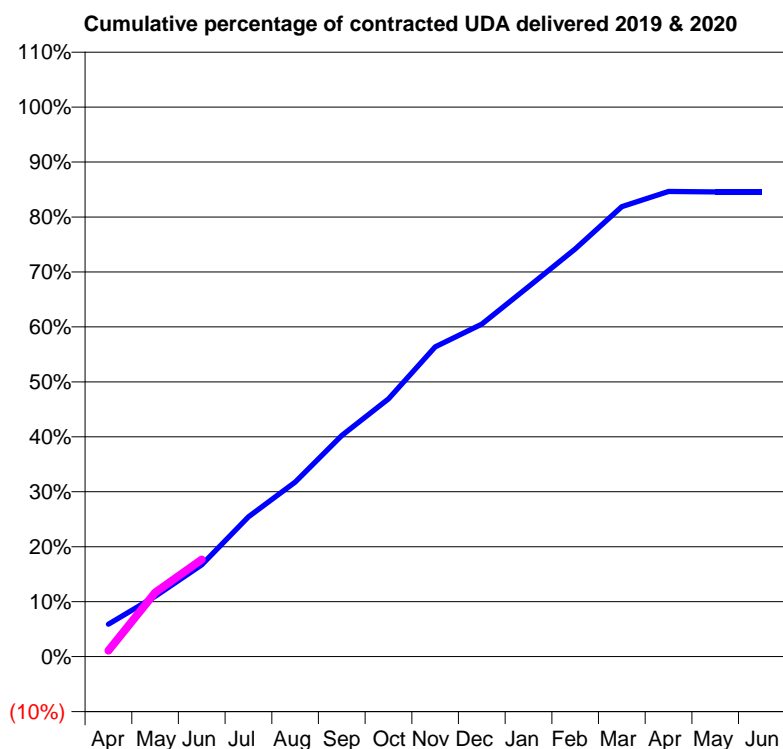
19/20 Contracted general activity (UDA)	5,000
Carry forward general activity (UDA)	0
19/20 Contracted orthodontic activity (UOA)	0
Carry forward orthodontic activity (UOA)	0
Baseline contract value	£127,734.06

ACCESS*

Patients seen in 24 months	Total	Change since previous quarter
Quarter ending June 2018	1,872	
Quarter ending September 2018	1,875	→
Quarter ending December 2018	1,901	→
Quarter ending March 2019	1,878	↓
Quarter ending June 2019	1,891	→
Variance since June 2018	1.0%	→



ACTIVITY



Month	Adjusted Scheduled Activity (UDA)	
	2019	2020
April	296	56
May	548	583
June	835	883
July	1,273	
August	1,587	
September	2,013	
October	2,344	
November	2,818	
December	3,026	
January	3,365	
February	3,710	
March	4,095	
April	4,233	
May	4,228	
June	4,228	

QUALITY

	Quantity	Base Number	Contract	AT	Region	England
% of FP17s for the same patient ID Re-attending within 3 months - Children	43	550	7.8%	9.0%	10.6%	11.4%
% of FP17s for the same patient ID Re-attending within 3 months - Adults	10	70	14.3%	13.8%	15.2%	15.4%
% of FP17s for the same patient ID Re-attending between 3 & 9 months - Children	347	550	63.1%	63.0%	62.3%	59.8%
% of FP17s for the same patient ID Re-attending between 3 & 9 months - Adults	43	70	61.4%	53.8%	53.3%	52.1%
% of FP17s for Band 1 Urgent Courses	24	547	4.4%	9.3%	9.7%	9.2%
% of FP17s Relating to Free Repair or Replacements	0	547	0.0%	0.7%	0.6%	0.7%
% of FP17s Relating to Continuations	4	547	0.7%	0.9%	0.8%	0.8%
% of Patients satisfied with the dentistry they have received	1	1	N/A	93.5%	93.4%	93.4%
% of Patients satisfied with the time they had to wait for an appointment	1	1	N/A	89.0%	86.8%	87.6%

* This is based on patients treated on this contract for their most recent course of treatment. Figures in italics indicate the base number of FP17s or Patient Questionnaire responses are less than 100. N/A is shown where the base number of responses is less than 10 during the period. % is calculated as Quantity/Base number*100

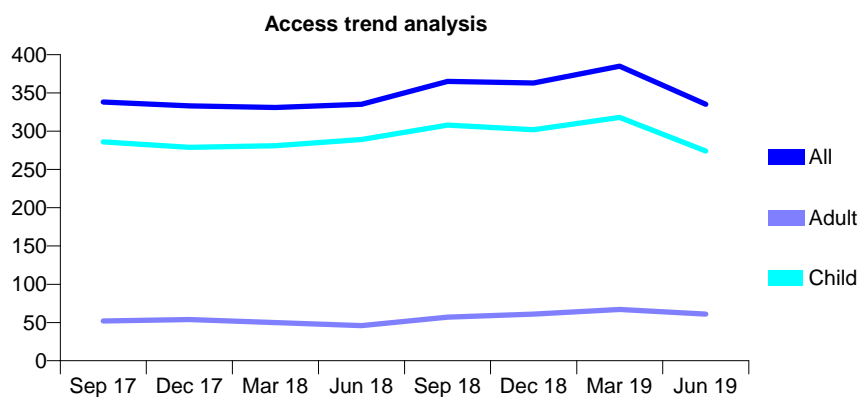
Q65 - Vital Signs At a Glance Contract Report for 161136/0001 - June 2019

Name or company name	Straight & Bright Dental LTD
Contract type name	PDS Contract
Purpose of contract	General and Orthodontic
Contract start date	01/04/2011
Contract end date	31/03/2021

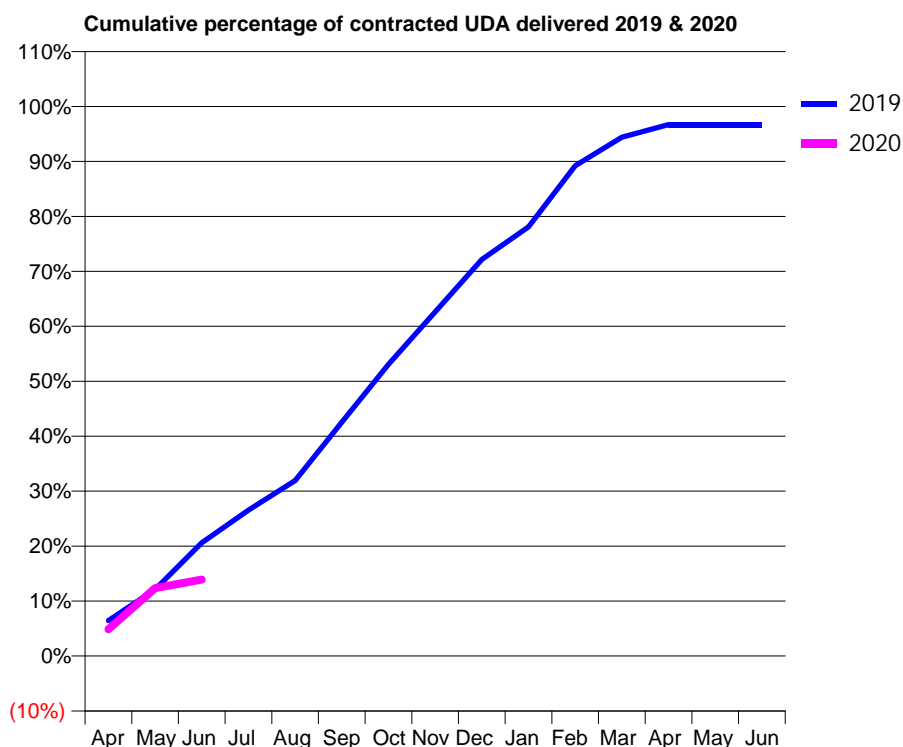
19/20 Contracted general activity (UDA)	388
Carry forward general activity (UDA)	0
19/20 Contracted orthodontic activity (UOA)	6,957
Carry forward orthodontic activity (UOA)	0
Baseline contract value	£520,673.22

ACCESS*

Patients seen in 24 months	Total	Change since previous quarter
Quarter ending June 2018	335	
Quarter ending September 2018	365	↑
Quarter ending December 2018	363	→
Quarter ending March 2019	385	↑
Quarter ending June 2019	335	↓
Variance since June 2018	0.0%	→



ACTIVITY



Month	Adjusted Scheduled Activity (UDA)	
	2019	2020
April	25	19
May	47	48
June	80	54
July	103	
August	124	
September	165	
October	206	
November	243	
December	280	
January	303	
February	346	
March	366	
April	375	
May	375	
June	375	

QUALITY

	Quantity	Base Number	Contract	AT	Region	England
% of FP17s for the same patient ID Re-attending within 3 months - Children	14	141	9.9%	9.0%	10.6%	11.4%
% of FP17s for the same patient ID Re-attending within 3 months - Adults	2	3	66.7%	13.8%	15.2%	15.4%
% of FP17s for the same patient ID Re-attending between 3 & 9 months - Children	9	141	6.4%	63.0%	62.3%	59.8%
% of FP17s for the same patient ID Re-attending between 3 & 9 months - Adults	0	3	0.0%	53.8%	53.3%	52.1%
% of FP17s for Band 1 Urgent Courses	0	32	0.0%	9.3%	9.7%	9.2%
% of FP17s Relating to Free Repair or Replacements	0	32	0.0%	0.7%	0.6%	0.7%
% of FP17s Relating to Continuations	0	32	0.0%	0.9%	0.8%	0.8%
% of Patients satisfied with the dentistry they have received	0	0	N/A	93.5%	93.4%	93.4%
% of Patients satisfied with the time they had to wait for an appointment	0	0	N/A	89.0%	86.8%	87.6%

* This is based on patients treated on this contract for their most recent course of treatment. Figures in italics indicate the base number of FP17s or Patient Questionnaire responses are less than 100. N/A is shown where the base number of responses is less than 10 during the period. % is calculated as Quantity/Base number*100

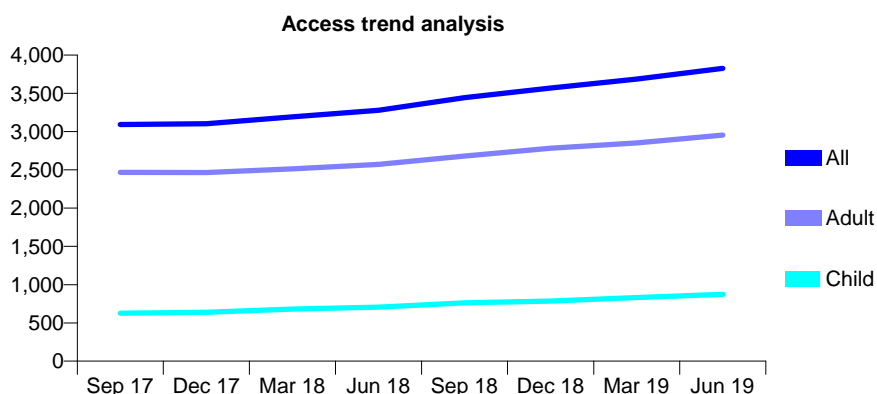
Q65 - Vital Signs At a Glance Contract Report for 162493/0001 - June 2019

Name or company name	Honeycomb Dental Clinic
Contract type name	GDS Contract
Purpose of contract	General
Contract start date	01/03/2015
Contract end date	

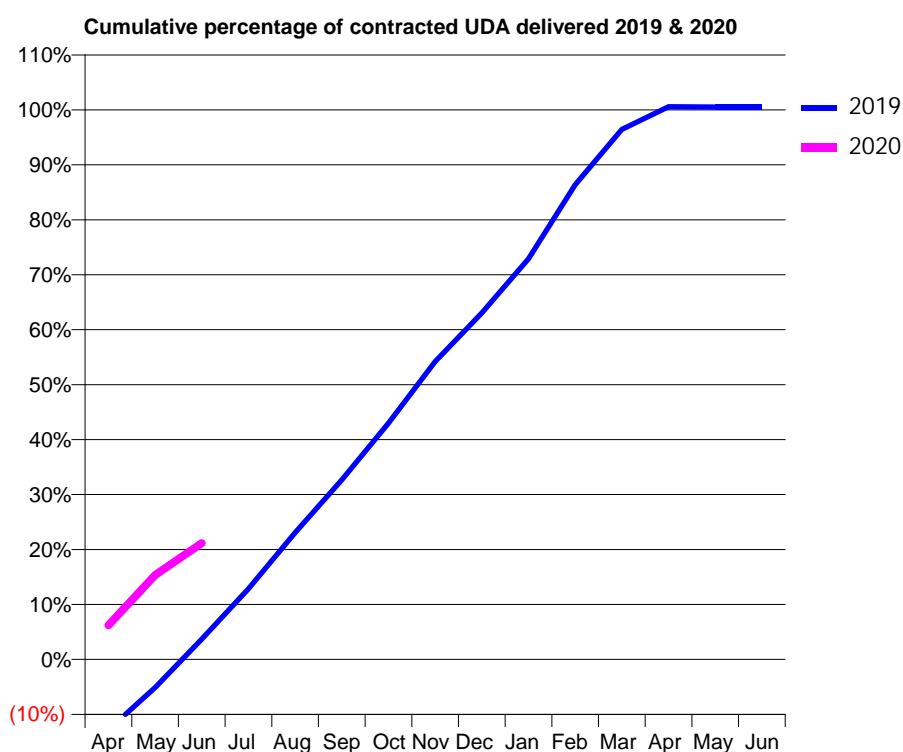
19/20 Contracted general activity (UDA)	8,978
Carry forward general activity (UDA)	0
19/20 Contracted orthodontic activity (UOA)	0
Carry forward orthodontic activity (UOA)	0
Baseline contract value	£197,533.11

ACCESS*

Patients seen in 24 months	Total	Change since previous quarter
Quarter ending June 2018	3,278	
Quarter ending September 2018	3,443	↑
Quarter ending December 2018	3,568	↑
Quarter ending March 2019	3,686	↑
Quarter ending June 2019	3,827	↑
Variance since June 2018	16.7%	↑



ACTIVITY



Month	2019	2020
April	-1,150	558
May	-461	1,381
June	333	1,900
July	1,154	
August	2,074	
September	2,932	
October	3,859	
November	4,866	
December	5,660	
January	6,547	
February	7,755	
March	8,657	
April	9,029	
May	9,026	
June	9,026	

QUALITY

	Quantity	Base Number	Contract	AT	Region	England
% of FP17s for the same patient ID Re-attending within 3 months - Children	20	352	5.7%	9.0%	10.6%	11.4%
% of FP17s for the same patient ID Re-attending within 3 months - Adults	116	979	11.8%	13.8%	15.2%	15.4%
% of FP17s for the same patient ID Re-attending between 3 & 9 months - Children	247	352	70.2%	63.0%	62.3%	59.8%
% of FP17s for the same patient ID Re-attending between 3 & 9 months - Adults	611	979	62.4%	53.8%	53.3%	52.1%
% of FP17s for Band 1 Urgent Courses	62	1,134	5.5%	9.3%	9.7%	9.2%
% of FP17s Relating to Free Repair or Replacements	15	1,134	1.3%	0.7%	0.6%	0.7%
% of FP17s Relating to Continuations	0	1,134	0.0%	0.9%	0.8%	0.8%
% of Patients satisfied with the dentistry they have received	2	2	N/A	93.5%	93.4%	93.4%
% of Patients satisfied with the time they had to wait for an appointment	2	2	N/A	89.0%	86.8%	87.6%

* This is based on patients treated on this contract for their most recent course of treatment. Figures in italics indicate the base number of FP17s or Patient Questionnaire responses are less than 100. N/A is shown where the base number of responses is less than 10 during the period. % is calculated as Quantity/Base number*100

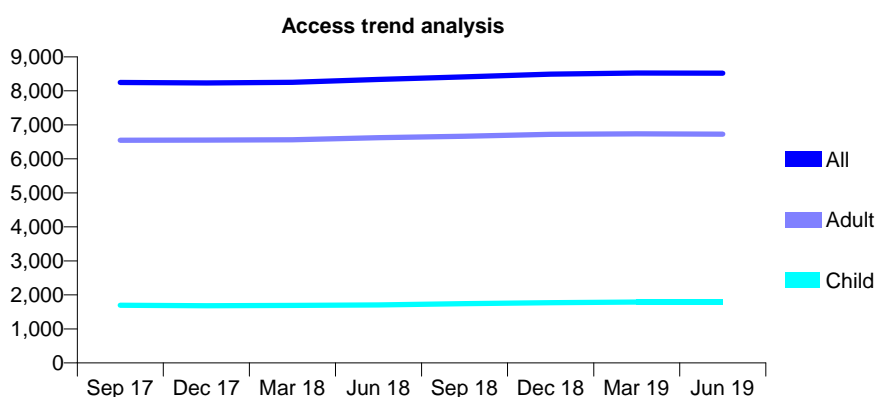
Q65 - Vital Signs At a Glance Contract Report for 163341/0001 - June 2019

Name or company name	The Ile Dental Centre Ltd
Contract type name	GDS Contract
Purpose of contract	General
Contract start date	01/05/2012
Contract end date	

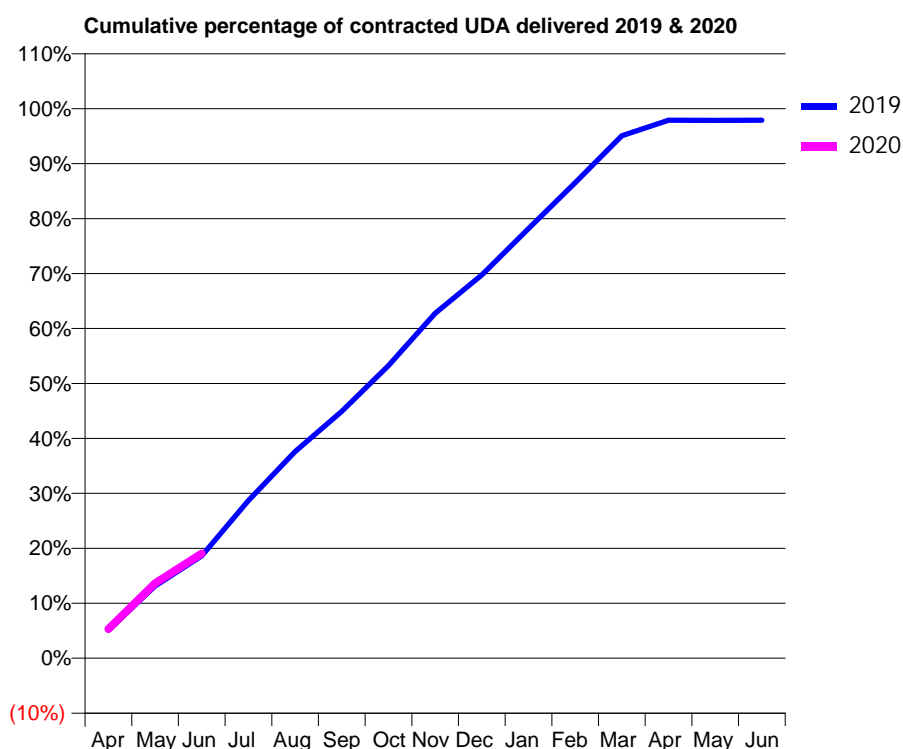
19/20 Contracted general activity (UDA)	23,500
Carry forward general activity (UDA)	0
19/20 Contracted orthodontic activity (UOA)	0
Carry forward orthodontic activity (UOA)	0
Baseline contract value	£542,178.21

ACCESS*

Patients seen in 24 months	Total	Change since previous quarter
Quarter ending June 2018	8,334	
Quarter ending September 2018	8,410	→
Quarter ending December 2018	8,491	→
Quarter ending March 2019	8,524	→
Quarter ending June 2019	8,519	→
Variance since June 2018	2.2%	↑



ACTIVITY



Month	2019	2020
April	1,200	1,250
May	3,087	3,210
June	4,376	4,477
July	6,742	
August	8,843	
September	10,557	
October	12,517	
November	14,752	
December	16,387	
January	18,370	
February	20,333	
March	22,339	
April	23,002	
May	22,999	
June	23,000	

QUALITY

	Quantity	Base Number	Contract	AT	Region	England
% of FP17s for the same patient ID Re-attending within 3 months - Children	60	679	8.8%	9.0%	10.6%	11.4%
% of FP17s for the same patient ID Re-attending within 3 months - Adults	393	2,356	16.7%	13.8%	15.2%	15.4%
% of FP17s for the same patient ID Re-attending between 3 & 9 months - Children	469	679	69.1%	63.0%	62.3%	59.8%
% of FP17s for the same patient ID Re-attending between 3 & 9 months - Adults	1,309	2,356	55.6%	53.8%	53.3%	52.1%
% of FP17s for Band 1 Urgent Courses	246	2,678	9.2%	9.3%	9.7%	9.2%
% of FP17s Relating to Free Repair or Replacements	22	2,678	0.8%	0.7%	0.6%	0.7%
% of FP17s Relating to Continuations	50	2,678	1.9%	0.9%	0.8%	0.8%
% of Patients satisfied with the dentistry they have received	6	6	N/A	93.5%	93.4%	93.4%
% of Patients satisfied with the time they had to wait for an appointment	6	6	N/A	89.0%	86.8%	87.6%

* This is based on patients treated on this contract for their most recent course of treatment.

Figures in italics indicate the base number of FP17s or Patient Questionnaire responses are less than 100. N/A is shown where the base number of responses is less than 10 during the period. % is calculated as Quantity/Base number*100

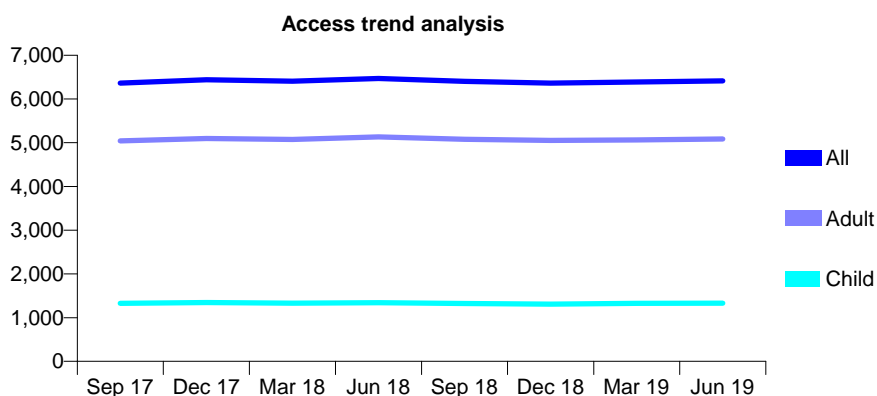
Q65 - Vital Signs At a Glance Contract Report for 163341/0002 - June 2019

Name or company name	The Ile Dental Centre Ltd
Contract type name	GDS Contract
Purpose of contract	General
Contract start date	01/05/2012
Contract end date	

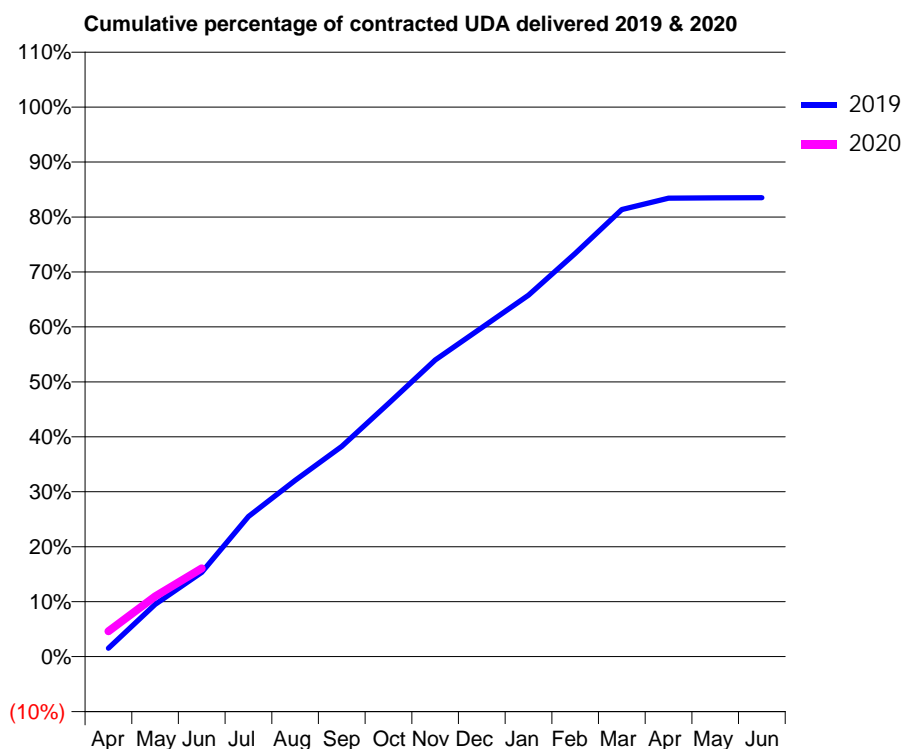
19/20 Contracted general activity (UDA)	18,675
Carry forward general activity (UDA)	0
19/20 Contracted orthodontic activity (UOA)	0
Carry forward orthodontic activity (UOA)	0
Baseline contract value	£488,049.27

ACCESS*

Patients seen in 24 months	Total	Change since previous quarter
Quarter ending June 2018	6,470	
Quarter ending September 2018	6,403	↓
Quarter ending December 2018	6,364	→
Quarter ending March 2019	6,389	→
Quarter ending June 2019	6,417	→
Variance since June 2018	(0.8%)	→



ACTIVITY



Month	Adjusted Scheduled Activity (UDA)	
	2019	2020
April	288	862
May	1,779	2,048
June	2,867	3,004
July	4,759	
August	5,992	
September	7,145	
October	8,600	
November	10,080	
December	11,178	
January	12,284	
February	13,703	
March	15,192	
April	15,576	
May	15,589	
June	15,594	

QUALITY

	Quantity	Base Number	Contract	AT	Region	England
% of FP17s for the same patient ID Re-attending within 3 months - Children	23	443	5.2%	9.0%	10.6%	11.4%
% of FP17s for the same patient ID Re-attending within 3 months - Adults	297	1,779	16.7%	13.8%	15.2%	15.4%
% of FP17s for the same patient ID Re-attending between 3 & 9 months - Children	291	443	65.7%	63.0%	62.3%	59.8%
% of FP17s for the same patient ID Re-attending between 3 & 9 months - Adults	1,031	1,779	58.0%	53.8%	53.3%	52.1%
% of FP17s for Band 1 Urgent Courses	239	1,956	12.2%	9.3%	9.7%	9.2%
% of FP17s Relating to Free Repair or Replacements	10	1,956	0.5%	0.7%	0.6%	0.7%
% of FP17s Relating to Continuations	7	1,956	0.4%	0.9%	0.8%	0.8%
% of Patients satisfied with the dentistry they have received	2	3	N/A	93.5%	93.4%	93.4%
% of Patients satisfied with the time they had to wait for an appointment	3	3	N/A	89.0%	86.8%	87.6%

* This is based on patients treated on this contract for their most recent course of treatment. Figures in italics indicate the base number of FP17s or Patient Questionnaire responses are less than 100. N/A is shown where the base number of responses is less than 10 during the period. % is calculated as Quantity/Base number*100

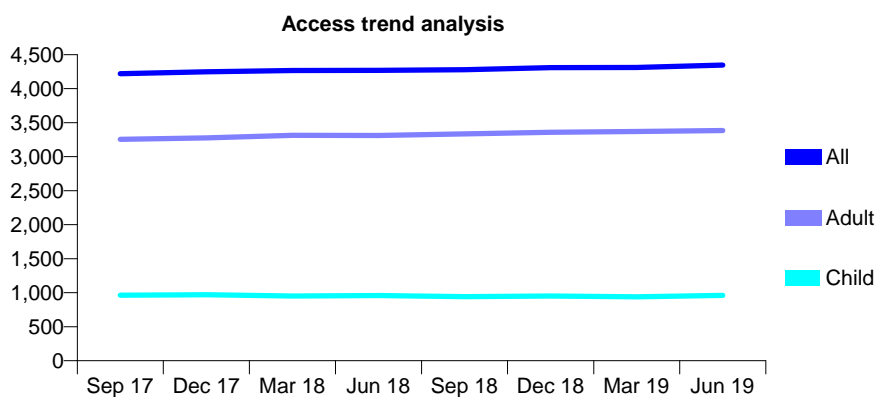
Q65 - Vital Signs At a Glance Contract Report for 163341/0003 - June 2019

Name or company name	The Ile Dental Centre Ltd
Contract type name	GDS Contract
Purpose of contract	General
Contract start date	01/05/2012
Contract end date	

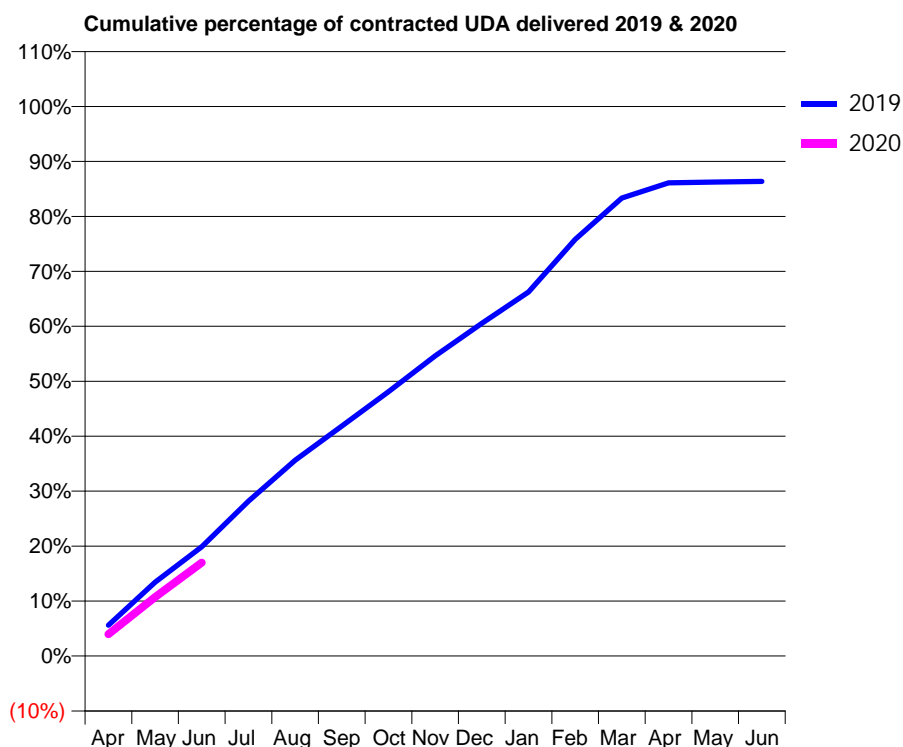
19/20 Contracted general activity (UDA)	14,000
Carry forward general activity (UDA)	0
19/20 Contracted orthodontic activity (UOA)	0
Carry forward orthodontic activity (UOA)	0
Baseline contract value	£366,002.98

ACCESS*

Patients seen in 24 months	Total	Change since previous quarter
Quarter ending June 2018	4,269	
Quarter ending September 2018	4,279	→
Quarter ending December 2018	4,308	→
Quarter ending March 2019	4,311	→
Quarter ending June 2019	4,347	→
Variance since June 2018	1.8%	→



ACTIVITY



Month	Adjusted Scheduled Activity (UDA)	
	2019	2020
April	786	559
May	1,884	1,502
June	2,786	2,378
July	3,945	
August	4,990	
September	5,857	
October	6,733	
November	7,647	
December	8,475	
January	9,273	
February	10,615	
March	11,668	
April	12,055	
May	12,072	
June	12,090	

QUALITY

	Quantity	Base Number	Contract	AT	Region	England
% of FP17s for the same patient ID Re-attending within 3 months - Children	27	318	8.5%	9.0%	10.6%	11.4%
% of FP17s for the same patient ID Re-attending within 3 months - Adults	184	1,173	15.7%	13.8%	15.2%	15.4%
% of FP17s for the same patient ID Re-attending between 3 & 9 months - Children	177	318	55.7%	63.0%	62.3%	59.8%
% of FP17s for the same patient ID Re-attending between 3 & 9 months - Adults	699	1,173	59.6%	53.8%	53.3%	52.1%
% of FP17s for Band 1 Urgent Courses	162	1,261	12.8%	9.3%	9.7%	9.2%
% of FP17s Relating to Free Repair or Replacements	6	1,261	0.5%	0.7%	0.6%	0.7%
% of FP17s Relating to Continuations	1	1,261	0.1%	0.9%	0.8%	0.8%
% of Patients satisfied with the dentistry they have received	5	5	N/A	93.5%	93.4%	93.4%
% of Patients satisfied with the time they had to wait for an appointment	5	5	N/A	89.0%	86.8%	87.6%

* This is based on patients treated on this contract for their most recent course of treatment. Figures in italics indicate the base number of FP17s or Patient Questionnaire responses are less than 100. N/A is shown where the base number of responses is less than 10 during the period. % is calculated as Quantity/Base number*100

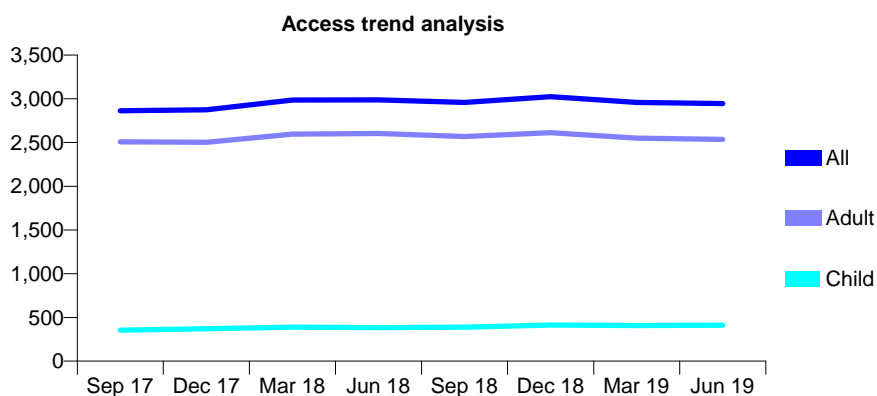
Q65 - Vital Signs At a Glance Contract Report for 165573/0001 - June 2019

Name or company name	Dentaz Limited
Contract type name	GDS Contract
Purpose of contract	General
Contract start date	01/04/2015
Contract end date	

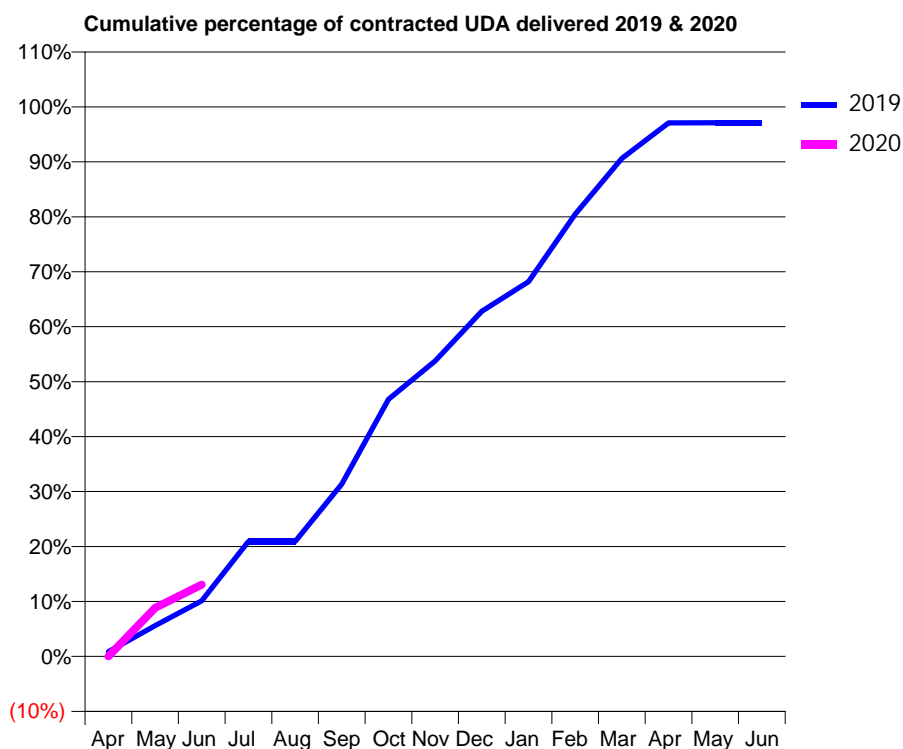
19/20 Contracted general activity (UDA)	9,500
Carry forward general activity (UDA)	0
19/20 Contracted orthodontic activity (UOA)	0
Carry forward orthodontic activity (UOA)	0
Baseline contract value	£242,883.03

ACCESS*

Patients seen in 24 months	Total	Change since previous quarter
Quarter ending June 2018	2,988	
Quarter ending September 2018	2,958	↓
Quarter ending December 2018	3,024	↑
Quarter ending March 2019	2,958	↓
Quarter ending June 2019	2,946	→
Variance since June 2018	(1.4%)	↓



ACTIVITY



Month	Adjusted Scheduled Activity (UDA)	
	2019	2020
April	82	0
May	535	841
June	962	1,241
July	1,988	
August	1,988	
September	2,978	
October	4,444	
November	5,108	
December	5,968	
January	6,480	
February	7,646	
March	8,610	
April	9,222	
May	9,225	
June	9,225	

QUALITY

	Quantity	Base Number	Contract	AT	Region	England
% of FP17s for the same patient ID Re-attending within 3 months - Children	5	140	3.6%	9.0%	10.6%	11.4%
% of FP17s for the same patient ID Re-attending within 3 months - Adults	91	719	12.7%	13.8%	15.2%	15.4%
% of FP17s for the same patient ID Re-attending between 3 & 9 months - Children	103	140	73.6%	63.0%	62.3%	59.8%
% of FP17s for the same patient ID Re-attending between 3 & 9 months - Adults	431	719	59.9%	53.8%	53.3%	52.1%
% of FP17s for Band 1 Urgent Courses	31	636	4.9%	9.3%	9.7%	9.2%
% of FP17s Relating to Free Repair or Replacements	5	636	0.8%	0.7%	0.6%	0.7%
% of FP17s Relating to Continuations	16	636	2.5%	0.9%	0.8%	0.8%
% of Patients satisfied with the dentistry they have received	9	13	69.2%	93.5%	93.4%	93.4%
% of Patients satisfied with the time they had to wait for an appointment	10	13	76.9%	89.0%	86.8%	87.6%

* This is based on patients treated on this contract for their most recent course of treatment. Figures in italics indicate the base number of FP17s or Patient Questionnaire responses are less than 100. N/A is shown where the base number of responses is less than 10 during the period. % is calculated as Quantity/Base number*100

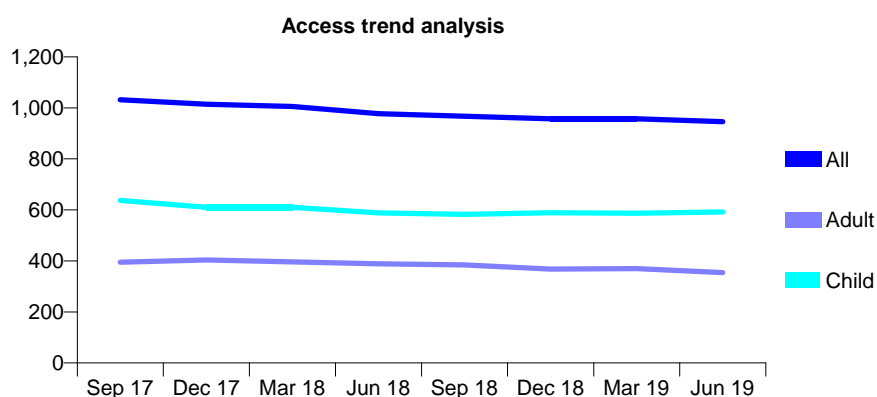
Q65 - Vital Signs At a Glance Contract Report for 167991/0001 - June 2019

Name or company name	Bridge Street Dental Centre
Contract type name	GDS Contract
Purpose of contract	General
Contract start date	01/04/2009
Contract end date	

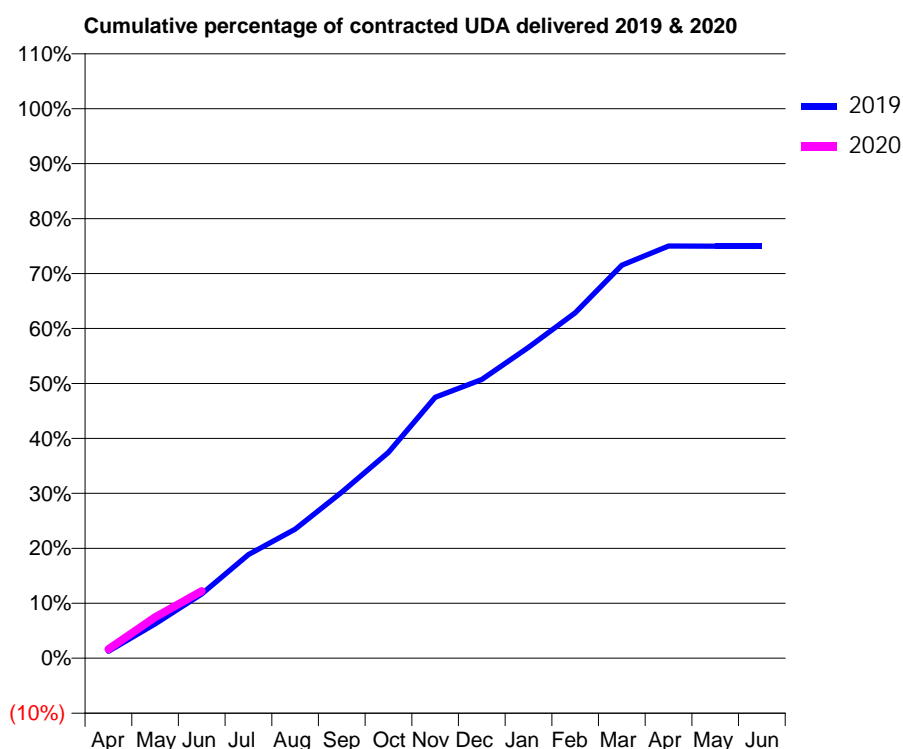
19/20 Contracted general activity (UDA)	2,675
Carry forward general activity (UDA)	0
19/20 Contracted orthodontic activity (UOA)	0
Carry forward orthodontic activity (UOA)	0
Baseline contract value	£59,396.18

ACCESS*

Patients seen in 24 months	Total	Change since previous quarter
Quarter ending June 2018	977	
Quarter ending September 2018	967	↓
Quarter ending December 2018	957	↓
Quarter ending March 2019	957	→
Quarter ending June 2019	946	↓
Variance since June 2018	(3.2%)	↓



ACTIVITY



Month	2019	2020
April	34	44
May	167	200
June	312	327
July	505	
August	628	
September	809	
October	1,002	
November	1,270	
December	1,357	
January	1,514	
February	1,682	
March	1,913	
April	2,006	
May	2,005	
June	2,005	

QUALITY

	Quantity	Base Number	Contract	AT	Region	England
% of FP17s for the same patient ID Re-attending within 3 months - Children	12	188	6.4%	9.0%	10.6%	11.4%
% of FP17s for the same patient ID Re-attending within 3 months - Adults	12	94	12.8%	13.8%	15.2%	15.4%
% of FP17s for the same patient ID Re-attending between 3 & 9 months - Children	111	188	59.0%	63.0%	62.3%	59.8%
% of FP17s for the same patient ID Re-attending between 3 & 9 months - Adults	64	94	68.1%	53.8%	53.3%	52.1%
% of FP17s for Band 1 Urgent Courses	3	231	1.3%	9.3%	9.7%	9.2%
% of FP17s Relating to Free Repair or Replacements	0	231	0.0%	0.7%	0.6%	0.7%
% of FP17s Relating to Continuations	0	231	0.0%	0.9%	0.8%	0.8%
% of Patients satisfied with the dentistry they have received	0	0	N/A	93.5%	93.4%	93.4%
% of Patients satisfied with the time they had to wait for an appointment	0	0	N/A	89.0%	86.8%	87.6%

* This is based on patients treated on this contract for their most recent course of treatment.

Figures in italics indicate the base number of FP17s or Patient Questionnaire responses are less than 100. N/A is shown where the base number of responses is less than 10 during the period. % is calculated as Quantity/Base number*100

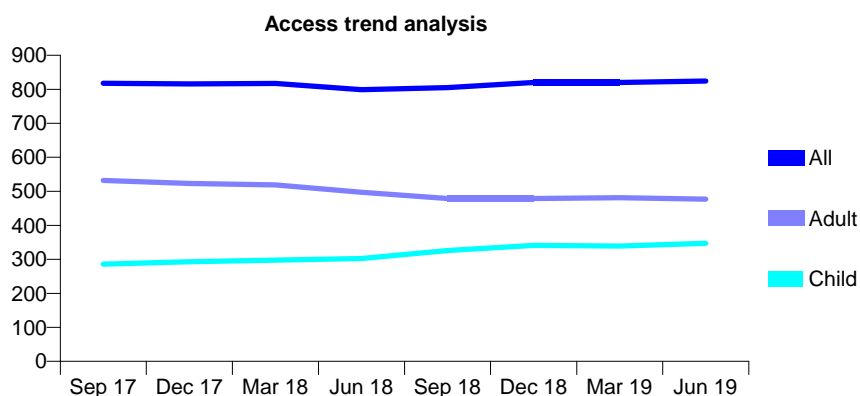
Q65 - Vital Signs At a Glance Contract Report for 170089/0001 - June 2019

Name or company name	Your Dentist Limited
Contract type name	GDS Contract
Purpose of contract	General
Contract start date	01/04/2011
Contract end date	

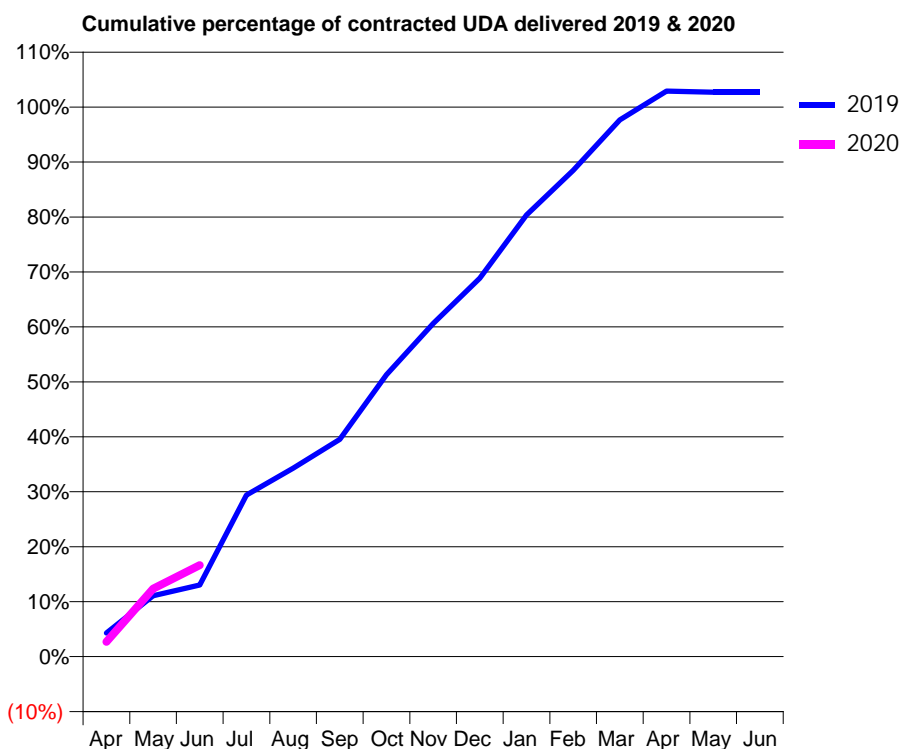
19/20 Contracted general activity (UDA)	2,527
Carry forward general activity (UDA)	0
19/20 Contracted orthodontic activity (UOA)	0
Carry forward orthodontic activity (UOA)	0
Baseline contract value	£75,056.91

ACCESS*

Patients seen in 24 months	Total	Change since previous quarter
Quarter ending June 2018	799	
Quarter ending September 2018	805	→
Quarter ending December 2018	820	→
Quarter ending March 2019	820	→
Quarter ending June 2019	824	→
Variance since June 2018	3.1%	↑



ACTIVITY



Month	Adjusted Scheduled Activity (UDA)	
	2019	2020
April	109	68
May	280	312
June	329	421
July	743	
August	867	
September	999	
October	1,297	
November	1,532	
December	1,740	
January	2,031	
February	2,236	
March	2,468	
April	2,600	
May	2,595	
June	2,595	

QUALITY

	Quantity	Base Number	Contract	AT	Region	England
% of FP17s for the same patient ID Re-attending within 3 months - Children	8	101	7.9%	9.0%	10.6%	11.4%
% of FP17s for the same patient ID Re-attending within 3 months - Adults	18	121	14.9%	13.8%	15.2%	15.4%
% of FP17s for the same patient ID Re-attending between 3 & 9 months - Children	61	101	60.4%	63.0%	62.3%	59.8%
% of FP17s for the same patient ID Re-attending between 3 & 9 months - Adults	55	121	45.5%	53.8%	53.3%	52.1%
% of FP17s for Band 1 Urgent Courses	15	175	8.6%	9.3%	9.7%	9.2%
% of FP17s Relating to Free Repair or Replacements	0	175	0.0%	0.7%	0.6%	0.7%
% of FP17s Relating to Continuations	0	175	0.0%	0.9%	0.8%	0.8%
% of Patients satisfied with the dentistry they have received	0	0	N/A	93.5%	93.4%	93.4%
% of Patients satisfied with the time they had to wait for an appointment	0	0	N/A	89.0%	86.8%	87.6%

* This is based on patients treated on this contract for their most recent course of treatment. Figures in italics indicate the base number of FP17s or Patient Questionnaire responses are less than 100. N/A is shown where the base number of responses is less than 10 during the period. % is calculated as Quantity/Base number*100

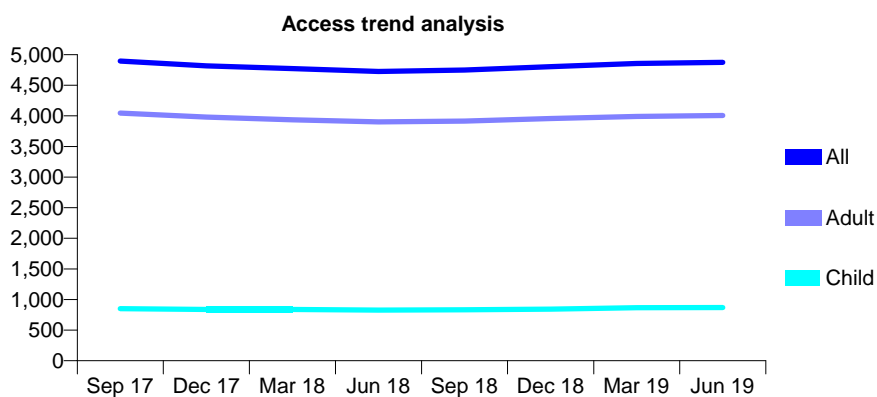
Q65 - Vital Signs At a Glance Contract Report for 172081/0001 - June 2019

Name or company name	Hounds Road Dental Practice Partnership
Contract type name	GDS Contract
Purpose of contract	General
Contract start date	01/06/2015
Contract end date	

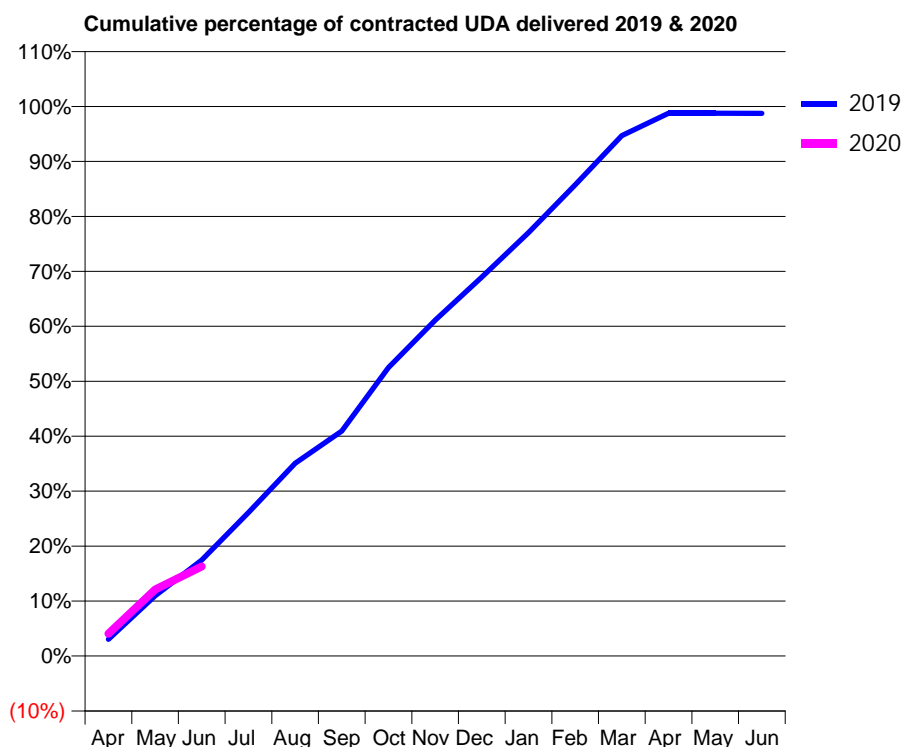
19/20 Contracted general activity (UDA)	12,406
Carry forward general activity (UDA)	0
19/20 Contracted orthodontic activity (UOA)	0
Carry forward orthodontic activity (UOA)	0
Baseline contract value	£289,225.95

ACCESS*

Patients seen in 24 months	Total	Change since previous quarter
Quarter ending June 2018	4,727	
Quarter ending September 2018	4,749	→
Quarter ending December 2018	4,802	→
Quarter ending March 2019	4,858	→
Quarter ending June 2019	4,874	→
Variance since June 2018	3.1%	↑



ACTIVITY



Month	Adjusted Scheduled Activity (UDA)	
	2019	2020
April	377	505
May	1,358	1,501
June	2,166	2,023
July	3,237	
August	4,352	
September	5,076	
October	6,513	
November	7,582	
December	8,554	
January	9,558	
February	10,637	
March	11,750	
April	12,256	
May	12,252	
June	12,248	

QUALITY

	Quantity	Base Number	Contract	AT	Region	England
% of FP17s for the same patient ID Re-attending within 3 months - Children	14	292	4.8%	9.0%	10.6%	11.4%
% of FP17s for the same patient ID Re-attending within 3 months - Adults	143	1,222	11.7%	13.8%	15.2%	15.4%
% of FP17s for the same patient ID Re-attending between 3 & 9 months - Children	195	292	66.8%	63.0%	62.3%	59.8%
% of FP17s for the same patient ID Re-attending between 3 & 9 months - Adults	654	1,222	53.5%	53.8%	53.3%	52.1%
% of FP17s for Band 1 Urgent Courses	94	1,254	7.5%	9.3%	9.7%	9.2%
% of FP17s Relating to Free Repair or Replacements	7	1,254	0.6%	0.7%	0.6%	0.7%
% of FP17s Relating to Continuations	15	1,254	1.2%	0.9%	0.8%	0.8%
% of Patients satisfied with the dentistry they have received	0	0	N/A	93.5%	93.4%	93.4%
% of Patients satisfied with the time they had to wait for an appointment	0	0	N/A	89.0%	86.8%	87.6%

* This is based on patients treated on this contract for their most recent course of treatment.

Figures in italics indicate the base number of FP17s or Patient Questionnaire responses are less than 100. N/A is shown where the base number of responses is less than 10 during the period. % is calculated as Quantity/Base number*100

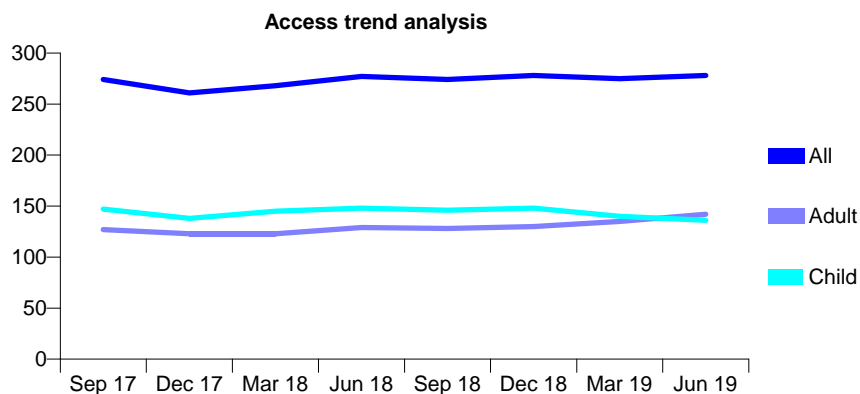
Q65 - Vital Signs At a Glance Contract Report for 172863/0001 - June 2019

Name or company name	Southwoods Dental Practice Ltd
Contract type name	GDS Contract
Purpose of contract	General
Contract start date	01/04/2010
Contract end date	

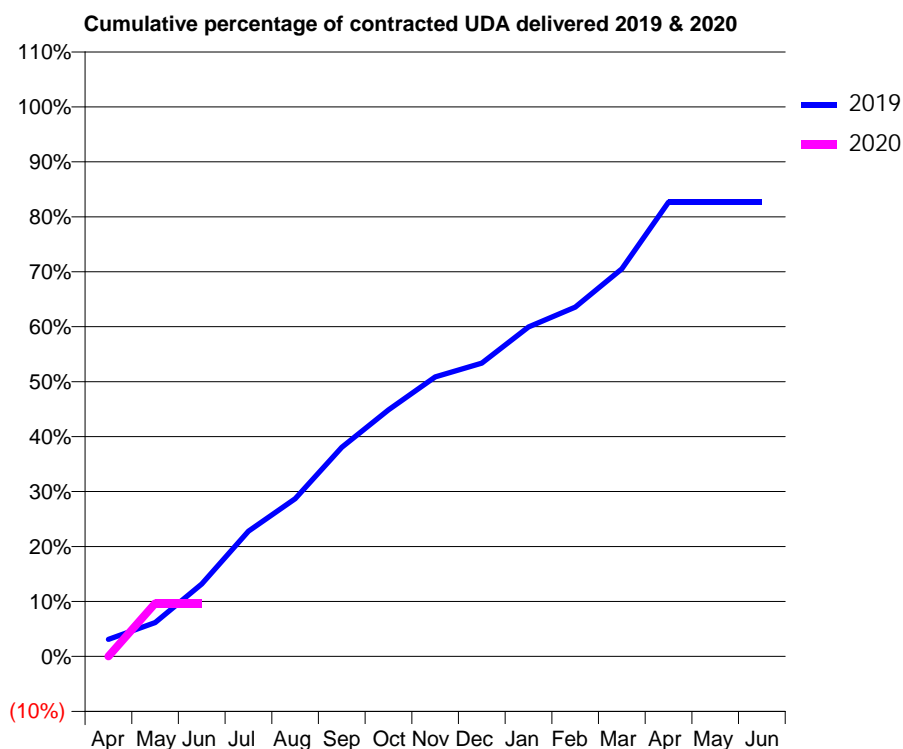
19/20 Contracted general activity (UDA)	750
Carry forward general activity (UDA)	0
19/20 Contracted orthodontic activity (UOA)	0
Carry forward orthodontic activity (UOA)	0
Baseline contract value	£19,743.95

ACCESS*

Patients seen in 24 months	Total	Change since previous quarter
Quarter ending June 2018	277	
Quarter ending September 2018	274	↓
Quarter ending December 2018	278	→
Quarter ending March 2019	275	↓
Quarter ending June 2019	278	→
Variance since June 2018	0.4%	→



ACTIVITY



Adjusted Scheduled Activity (UDA)		
Month	2019	2020
April	23	0
May	46	73
June	99	73
July	171	
August	215	
September	285	
October	336	
November	381	
December	400	
January	450	
February	477	
March	529	
April	620	
May	620	
June	620	

QUALITY

	Quantity	Base Number	Contract	AT	Region	England
% of FP17s for the same patient ID Re-attending within 3 months - Children	3	45	6.7%	9.0%	10.6%	11.4%
% of FP17s for the same patient ID Re-attending within 3 months - Adults	1	51	2.0%	13.8%	15.2%	15.4%
% of FP17s for the same patient ID Re-attending between 3 & 9 months - Children	18	45	40.0%	63.0%	62.3%	59.8%
% of FP17s for the same patient ID Re-attending between 3 & 9 months - Adults	33	51	64.7%	53.8%	53.3%	52.1%
% of FP17s for Band 1 Urgent Courses	3	64	4.7%	9.3%	9.7%	9.2%
% of FP17s Relating to Free Repair or Replacements	0	64	0.0%	0.7%	0.6%	0.7%
% of FP17s Relating to Continuations	0	64	0.0%	0.9%	0.8%	0.8%
% of Patients satisfied with the dentistry they have received	0	0	N/A	93.5%	93.4%	93.4%
% of Patients satisfied with the time they had to wait for an appointment	0	0	N/A	89.0%	86.8%	87.6%

* This is based on patients treated on this contract for their most recent course of treatment. Figures in italics indicate the base number of FP17s or Patient Questionnaire responses are less than 100. N/A is shown where the base number of responses is less than 10 during the period. % is calculated as Quantity/Base number*100

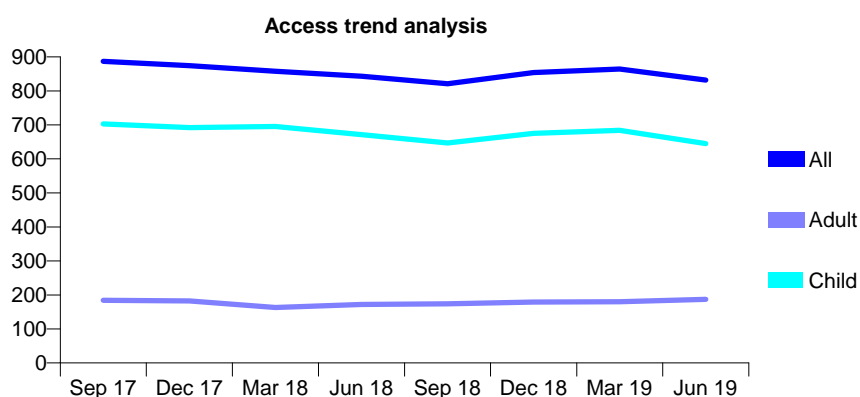
Q65 - Vital Signs At a Glance Contract Report for 176710/0001 - June 2019

Name or company name	Q Dental Care Limited
Contract type name	PDS Contract
Purpose of contract	General and Orthodontic
Contract start date	01/04/2008
Contract end date	31/03/2020

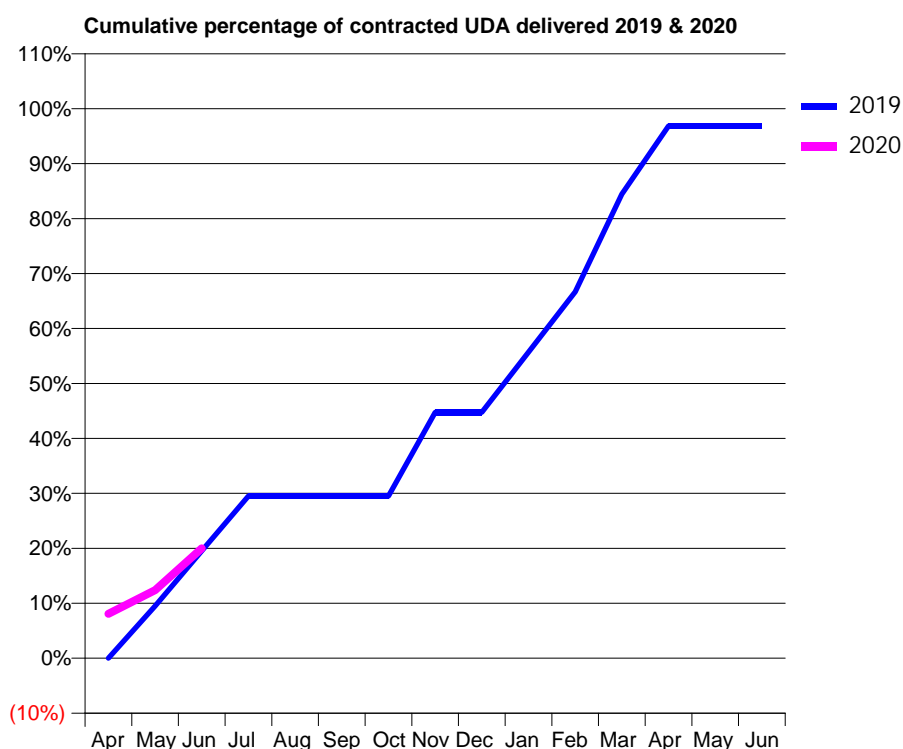
19/20 Contracted general activity (UDA)	630
Carry forward general activity (UDA)	0
19/20 Contracted orthodontic activity (UOA)	15,713
Carry forward orthodontic activity (UOA)	0
Baseline contract value	£1,106,328.49

ACCESS*

Patients seen in 24 months	Total	Change since previous quarter
Quarter ending June 2018	843	
Quarter ending September 2018	821	↓
Quarter ending December 2018	854	↑
Quarter ending March 2019	864	→
Quarter ending June 2019	832	↓
Variance since June 2018	(1.3%)	↓



ACTIVITY



Month	2019	2020
April	0	51
May	60	78
June	123	126
July	186	
August	186	
September	186	
October	186	
November	282	
December	282	
January	351	
February	420	
March	532	
April	610	
May	610	
June	610	

QUALITY

	Quantity	Base Number	Contract	AT	Region	England
% of FP17s for the same patient ID Re-attending within 3 months - Children	7	291	2.4%	9.0%	10.6%	11.4%
% of FP17s for the same patient ID Re-attending within 3 months - Adults	0	7	0.0%	13.8%	15.2%	15.4%
% of FP17s for the same patient ID Re-attending between 3 & 9 months - Children	8	291	2.7%	63.0%	62.3%	59.8%
% of FP17s for the same patient ID Re-attending between 3 & 9 months - Adults	0	7	0.0%	53.8%	53.3%	52.1%
% of FP17s for Band 1 Urgent Courses	0	42	0.0%	9.3%	9.7%	9.2%
% of FP17s Relating to Free Repair or Replacements	0	42	0.0%	0.7%	0.6%	0.7%
% of FP17s Relating to Continuations	0	42	0.0%	0.9%	0.8%	0.8%
% of Patients satisfied with the dentistry they have received	0	0	N/A	93.5%	93.4%	93.4%
% of Patients satisfied with the time they had to wait for an appointment	0	0	N/A	89.0%	86.8%	87.6%

* This is based on patients treated on this contract for their most recent course of treatment.

Figures in italics indicate the base number of FP17s or Patient Questionnaire responses are less than 100. N/A is shown where the base number of responses is less than 10 during the period. % is calculated as Quantity/Base number*100

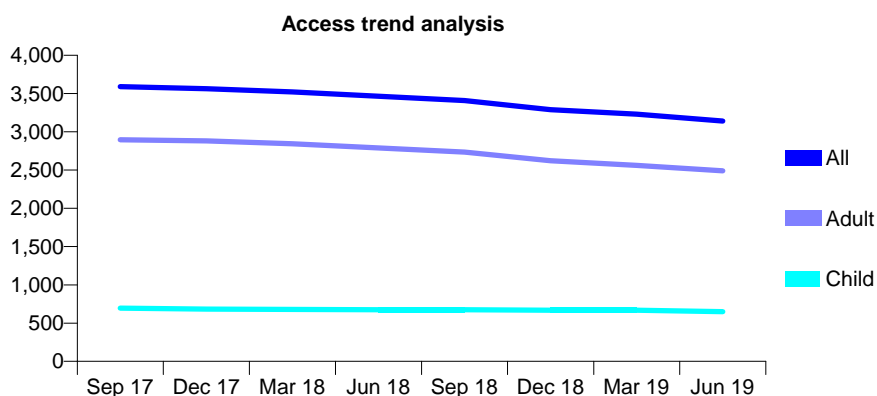
Q65 - Vital Signs At a Glance Contract Report for 177911/0001 - June 2019

Name or company name	Linden Lodge Dental Care Ltd.
Contract type name	GDS Contract
Purpose of contract	General
Contract start date	01/04/2011
Contract end date	

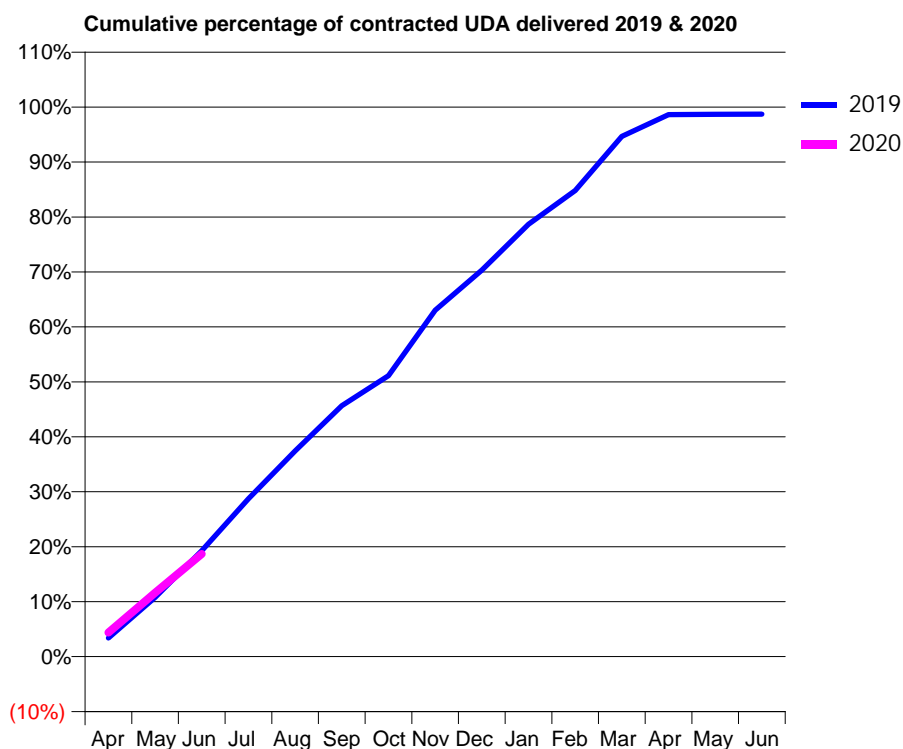
19/20 Contracted general activity (UDA)	9,256
Carry forward general activity (UDA)	0
19/20 Contracted orthodontic activity (UOA)	0
Carry forward orthodontic activity (UOA)	0
Baseline contract value	£254,291.15

ACCESS*

Patients seen in 24 months	Total	Change since previous quarter
Quarter ending June 2018	3,464	
Quarter ending September 2018	3,409	↓
Quarter ending December 2018	3,290	↓
Quarter ending March 2019	3,230	↓
Quarter ending June 2019	3,140	↓
Variance since June 2018	(9.4%)	↓



ACTIVITY



Month	Adjusted Scheduled Activity (UDA)	
	2019	2020
April	315	406
May	998	1,078
June	1,785	1,729
July	2,660	
August	3,466	
September	4,226	
October	4,732	
November	5,835	
December	6,507	
January	7,281	
February	7,851	
March	8,760	
April	9,130	
May	9,135	
June	9,137	

QUALITY

	Quantity	Base Number	Contract	AT	Region	England
% of FP17s for the same patient ID Re-attending within 3 months - Children	18	254	7.1%	9.0%	10.6%	11.4%
% of FP17s for the same patient ID Re-attending within 3 months - Adults	108	973	11.1%	13.8%	15.2%	15.4%
% of FP17s for the same patient ID Re-attending between 3 & 9 months - Children	180	254	70.9%	63.0%	62.3%	59.8%
% of FP17s for the same patient ID Re-attending between 3 & 9 months - Adults	721	973	74.1%	53.8%	53.3%	52.1%
% of FP17s for Band 1 Urgent Courses	53	1,030	5.1%	9.3%	9.7%	9.2%
% of FP17s Relating to Free Repair or Replacements	0	1,030	0.0%	0.7%	0.6%	0.7%
% of FP17s Relating to Continuations	5	1,030	0.5%	0.9%	0.8%	0.8%
% of Patients satisfied with the dentistry they have received	4	5	N/A	93.5%	93.4%	93.4%
% of Patients satisfied with the time they had to wait for an appointment	4	5	N/A	89.0%	86.8%	87.6%

* This is based on patients treated on this contract for their most recent course of treatment. Figures in italics indicate the base number of FP17s or Patient Questionnaire responses are less than 100. N/A is shown where the base number of responses is less than 10 during the period. % is calculated as Quantity/Base number*100

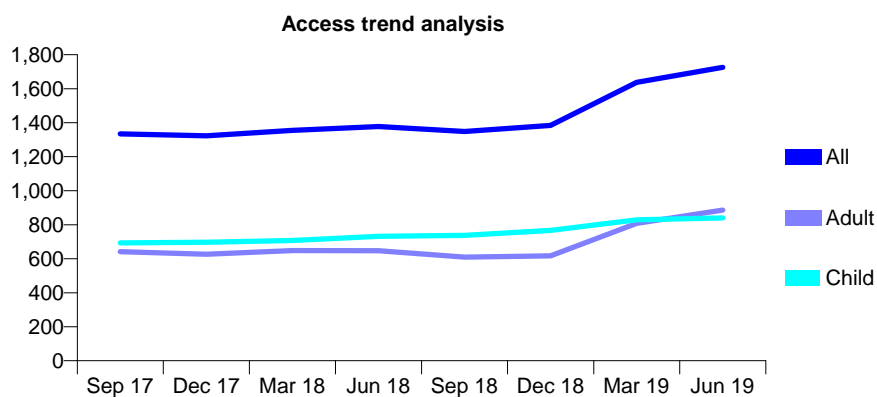
Q65 - Vital Signs At a Glance Contract Report for 180319/0001 - June 2019

Name or company name	High Street Dental Practice Ltd
Contract type name	GDS Contract
Purpose of contract	General
Contract start date	01/08/2008
Contract end date	

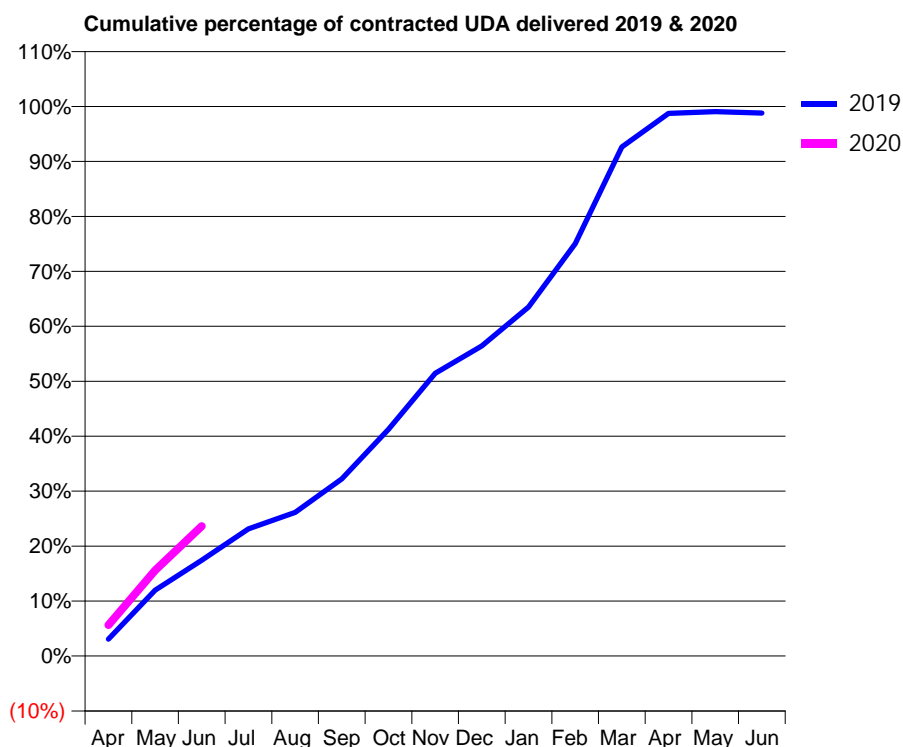
19/20 Contracted general activity (UDA)	4,843
Carry forward general activity (UDA)	0
19/20 Contracted orthodontic activity (UOA)	0
Carry forward orthodontic activity (UOA)	0
Baseline contract value	£109,298.15

ACCESS*

Patients seen in 24 months	Total	Change since previous quarter
Quarter ending June 2018	1,378	
Quarter ending September 2018	1,348	↓
Quarter ending December 2018	1,384	↑
Quarter ending March 2019	1,637	↑
Quarter ending June 2019	1,726	↑
Variance since June 2018	25.3%	↑



ACTIVITY



Month	Adjusted Scheduled Activity (UDA)	
	2019	2020
April	148	274
May	580	755
June	844	1,145
July	1,120	
August	1,266	
September	1,560	
October	1,997	
November	2,493	
December	2,734	
January	3,075	
February	3,634	
March	4,485	
April	4,781	
May	4,797	
June	4,785	

QUALITY

	Quantity	Base Number	Contract	AT	Region	England
% of FP17s for the same patient ID Re-attending within 3 months - Children	30	276	10.9%	9.0%	10.6%	11.4%
% of FP17s for the same patient ID Re-attending within 3 months - Adults	73	336	21.7%	13.8%	15.2%	15.4%
% of FP17s for the same patient ID Re-attending between 3 & 9 months - Children	162	276	58.7%	63.0%	62.3%	59.8%
% of FP17s for the same patient ID Re-attending between 3 & 9 months - Adults	89	336	26.5%	53.8%	53.3%	52.1%
% of FP17s for Band 1 Urgent Courses	92	489	18.8%	9.3%	9.7%	9.2%
% of FP17s Relating to Free Repair or Replacements	2	489	0.4%	0.7%	0.6%	0.7%
% of FP17s Relating to Continuations	1	489	0.2%	0.9%	0.8%	0.8%
% of Patients satisfied with the dentistry they have received	1	1	N/A	93.5%	93.4%	93.4%
% of Patients satisfied with the time they had to wait for an appointment	1	1	N/A	89.0%	86.8%	87.6%

* This is based on patients treated on this contract for their most recent course of treatment. Figures in italics indicate the base number of FP17s or Patient Questionnaire responses are less than 100. N/A is shown where the base number of responses is less than 10 during the period. % is calculated as Quantity/Base number*100

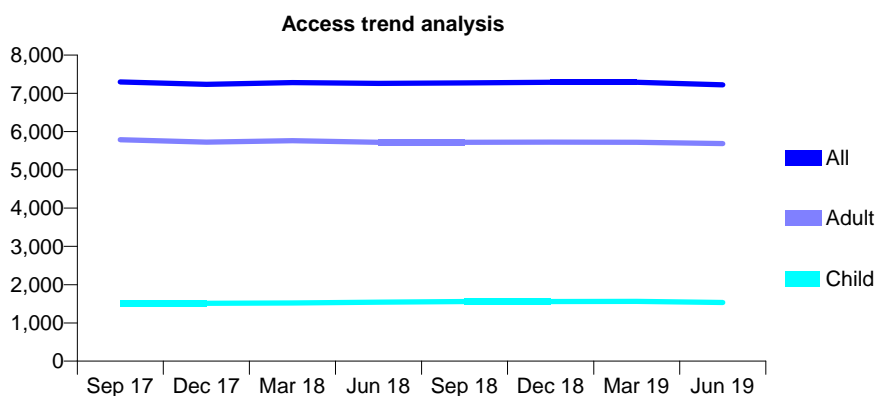
Q65 - Vital Signs At a Glance Contract Report for 181773/0001 - June 2019

Name or company name	Frampton Dental Practice
Contract type name	GDS Contract
Purpose of contract	General
Contract start date	06/01/2012
Contract end date	

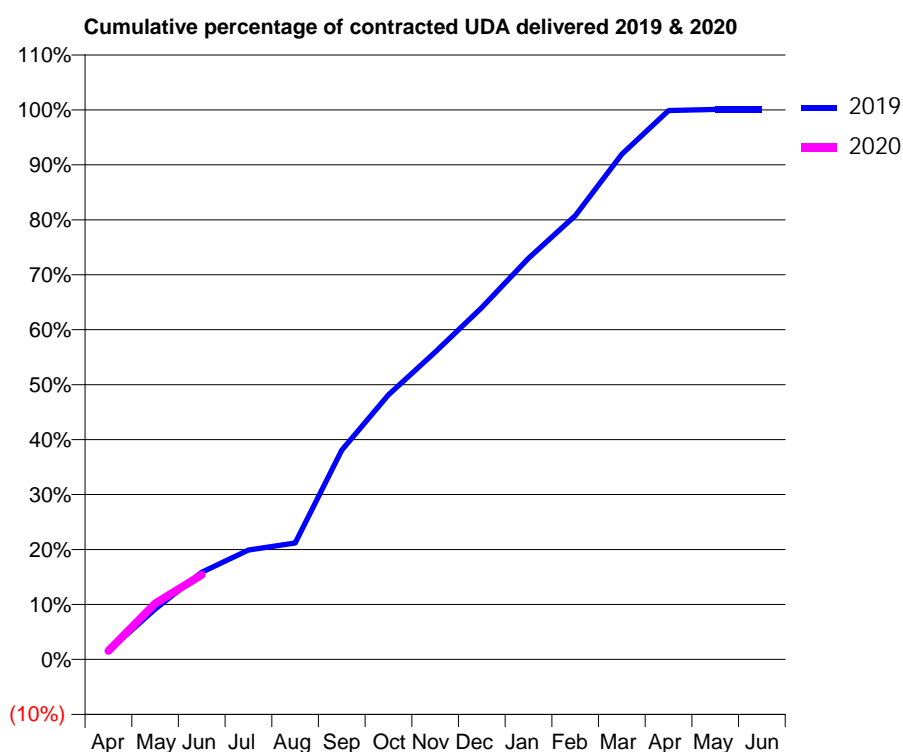
19/20 Contracted general activity (UDA)	16,609
Carry forward general activity (UDA)	0
19/20 Contracted orthodontic activity (UOA)	0
Carry forward orthodontic activity (UOA)	0
Baseline contract value	£344,632.52

ACCESS*

Patients seen in 24 months	Total	Change since previous quarter
Quarter ending June 2018	7,261	
Quarter ending September 2018	7,274	→
Quarter ending December 2018	7,288	→
Quarter ending March 2019	7,287	→
Quarter ending June 2019	7,220	→
Variance since June 2018	(0.6%)	→



ACTIVITY



Month	Adjusted Scheduled Activity (UDA)	
	2019	2020
April	252	259
May	1,467	1,689
June	2,540	2,556
July	3,189	
August	3,394	
September	6,097	
October	7,709	
November	8,953	
December	10,252	
January	11,684	
February	12,928	
March	14,713	
April	15,988	
May	16,021	
June	16,021	

QUALITY

	Quantity	Base Number	Contract	AT	Region	England
% of FP17s for the same patient ID Re-attending within 3 months - Children	32	525	6.1%	9.0%	10.6%	11.4%
% of FP17s for the same patient ID Re-attending within 3 months - Adults	278	1,842	15.1%	13.8%	15.2%	15.4%
% of FP17s for the same patient ID Re-attending between 3 & 9 months - Children	345	525	65.7%	63.0%	62.3%	59.8%
% of FP17s for the same patient ID Re-attending between 3 & 9 months - Adults	956	1,842	51.9%	53.8%	53.3%	52.1%
% of FP17s for Band 1 Urgent Courses	241	1,698	14.2%	9.3%	9.7%	9.2%
% of FP17s Relating to Free Repair or Replacements	17	1,698	1.0%	0.7%	0.6%	0.7%
% of FP17s Relating to Continuations	7	1,698	0.4%	0.9%	0.8%	0.8%
% of Patients satisfied with the dentistry they have received	7	7	N/A	93.5%	93.4%	93.4%
% of Patients satisfied with the time they had to wait for an appointment	6	7	N/A	89.0%	86.8%	87.6%

* This is based on patients treated on this contract for their most recent course of treatment. Figures in italics indicate the base number of FP17s or Patient Questionnaire responses are less than 100. N/A is shown where the base number of responses is less than 10 during the period. % is calculated as Quantity/Base number*100

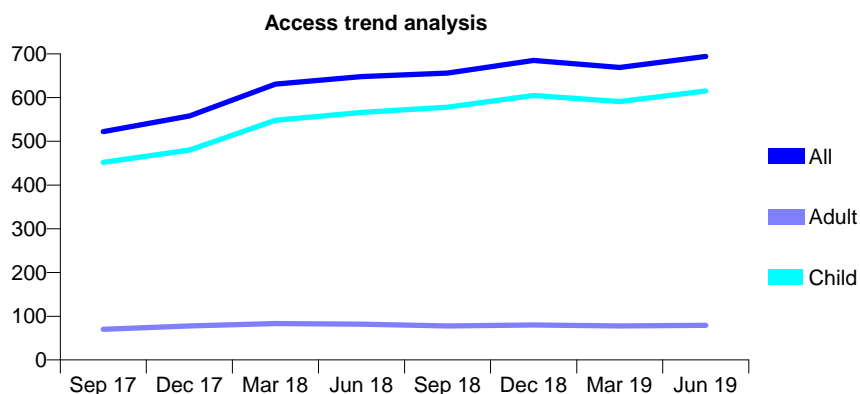
Q65 - Vital Signs At a Glance Contract Report for 183644/0001 - June 2019

Name or company name	Frome Dental Surgery Limited
Contract type name	GDS Contract
Purpose of contract	General
Contract start date	16/03/2015
Contract end date	

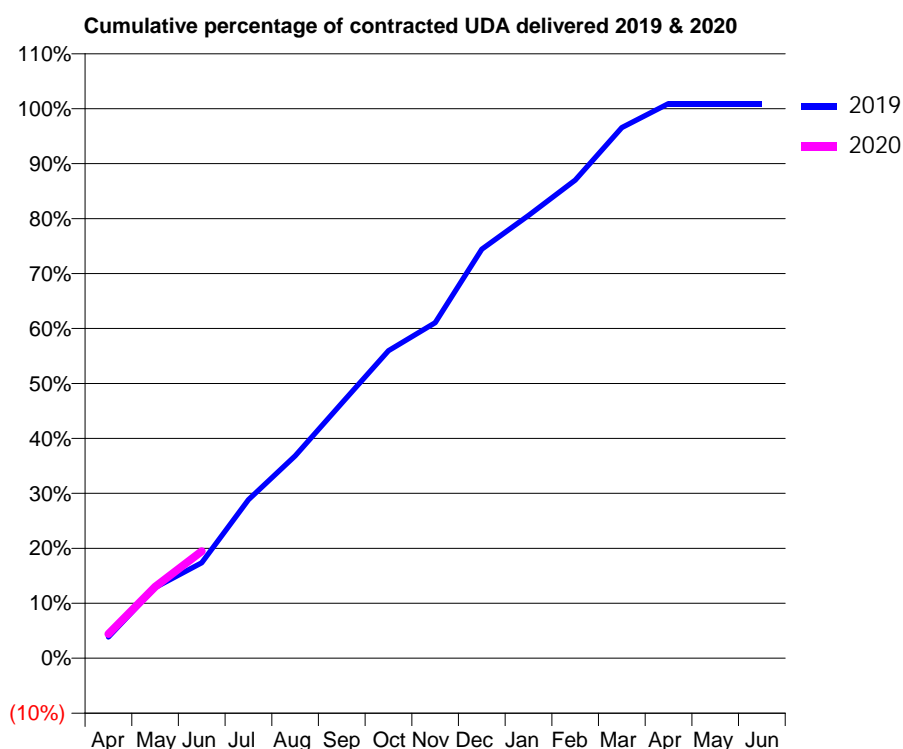
19/20 Contracted general activity (UDA)	1,630
Carry forward general activity (UDA)	0
19/20 Contracted orthodontic activity (UOA)	0
Carry forward orthodontic activity (UOA)	0
Baseline contract value	£40,140.50

ACCESS*

Patients seen in 24 months	Total	Change since previous quarter
Quarter ending June 2018	648	
Quarter ending September 2018	656	→
Quarter ending December 2018	685	↑
Quarter ending March 2019	669	↓
Quarter ending June 2019	694	↑
Variance since June 2018	7.1%	↑



ACTIVITY



Month	2019	2020
April	63	72
May	210	212
June	284	318
July	470	
August	600	
September	757	
October	912	
November	995	
December	1,213	
January	1,313	
February	1,418	
March	1,574	
April	1,645	
May	1,645	
June	1,645	

QUALITY

	Quantity	Base Number	Contract	AT	Region	England
% of FP17s for the same patient ID Re-attending within 3 months - Children	20	286	7.0%	9.0%	10.6%	11.4%
% of FP17s for the same patient ID Re-attending within 3 months - Adults	0	6	0.0%	13.8%	15.2%	15.4%
% of FP17s for the same patient ID Re-attending between 3 & 9 months - Children	209	286	73.1%	63.0%	62.3%	59.8%
% of FP17s for the same patient ID Re-attending between 3 & 9 months - Adults	4	6	66.7%	53.8%	53.3%	52.1%
% of FP17s for Band 1 Urgent Courses	8	237	3.4%	9.3%	9.7%	9.2%
% of FP17s Relating to Free Repair or Replacements	0	237	0.0%	0.7%	0.6%	0.7%
% of FP17s Relating to Continuations	3	237	1.3%	0.9%	0.8%	0.8%
% of Patients satisfied with the dentistry they have received	0	0	N/A	93.5%	93.4%	93.4%
% of Patients satisfied with the time they had to wait for an appointment	0	0	N/A	89.0%	86.8%	87.6%

* This is based on patients treated on this contract for their most recent course of treatment.

Figures in italics indicate the base number of FP17s or Patient Questionnaire responses are less than 100. N/A is shown where the base number of responses is less than 10 during the period. % is calculated as Quantity/Base number*100

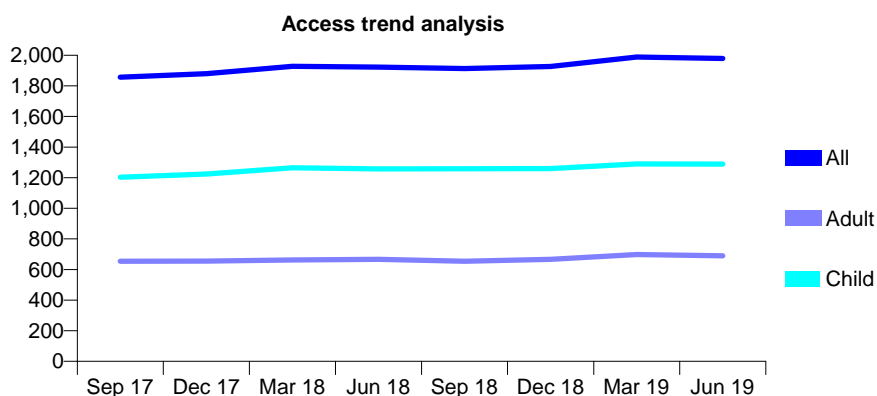
Q65 - Vital Signs At a Glance Contract Report for 183733/0001 - June 2019

Name or company name	Rock House Dental Practice
Contract type name	GDS Contract
Purpose of contract	General
Contract start date	26/02/2014
Contract end date	

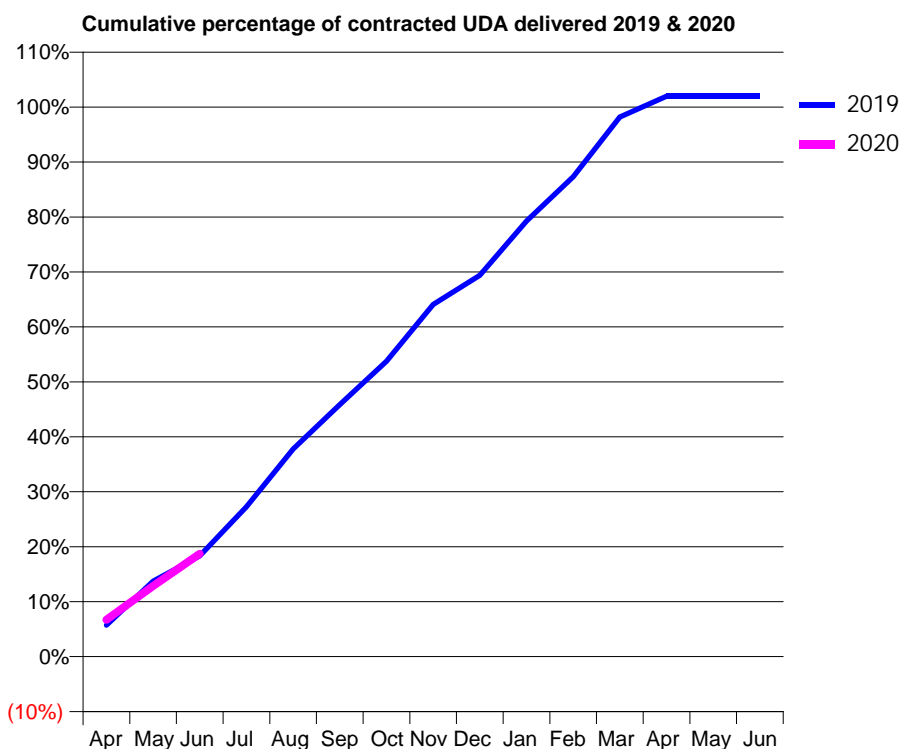
19/20 Contracted general activity (UDA)	3,500
Carry forward general activity (UDA)	0
19/20 Contracted orthodontic activity (UOA)	0
Carry forward orthodontic activity (UOA)	0
Baseline contract value	£113,331.02

ACCESS*

Patients seen in 24 months	Total	Change since previous quarter
Quarter ending June 2018	1,923	
Quarter ending September 2018	1,913	→
Quarter ending December 2018	1,926	→
Quarter ending March 2019	1,988	↑
Quarter ending June 2019	1,979	→
Variance since June 2018	2.9%	↑



ACTIVITY



Month	Adjusted Scheduled Activity (UDA)	
	2019	2020
April	200	235
May	480	450
June	642	656
July	955	
August	1,323	
September	1,605	
October	1,881	
November	2,243	
December	2,429	
January	2,775	
February	3,057	
March	3,437	
April	3,568	
May	3,569	
June	3,569	

QUALITY

	Quantity	Base Number	Contract	AT	Region	England
% of FP17s for the same patient ID Re-attending within 3 months - Children	34	463	7.3%	9.0%	10.6%	11.4%
% of FP17s for the same patient ID Re-attending within 3 months - Adults	7	136	5.1%	13.8%	15.2%	15.4%
% of FP17s for the same patient ID Re-attending between 3 & 9 months - Children	269	463	58.1%	63.0%	62.3%	59.8%
% of FP17s for the same patient ID Re-attending between 3 & 9 months - Adults	64	136	47.1%	53.8%	53.3%	52.1%
% of FP17s for Band 1 Urgent Courses	43	503	8.5%	9.3%	9.7%	9.2%
% of FP17s Relating to Free Repair or Replacements	0	503	0.0%	0.7%	0.6%	0.7%
% of FP17s Relating to Continuations	2	503	0.4%	0.9%	0.8%	0.8%
% of Patients satisfied with the dentistry they have received	0	0	N/A	93.5%	93.4%	93.4%
% of Patients satisfied with the time they had to wait for an appointment	0	0	N/A	89.0%	86.8%	87.6%

* This is based on patients treated on this contract for their most recent course of treatment. Figures in italics indicate the base number of FP17s or Patient Questionnaire responses are less than 100. N/A is shown where the base number of responses is less than 10 during the period. % is calculated as Quantity/Base number*100

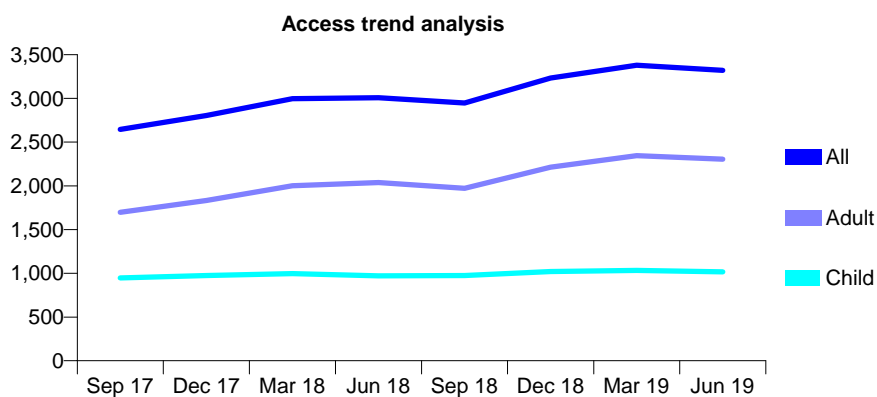
Q65 - Vital Signs At a Glance Contract Report for 183849/0001 - June 2019

Name or company name	Kings Road Dental Practice
Contract type name	GDS Contract
Purpose of contract	General
Contract start date	01/03/2011
Contract end date	

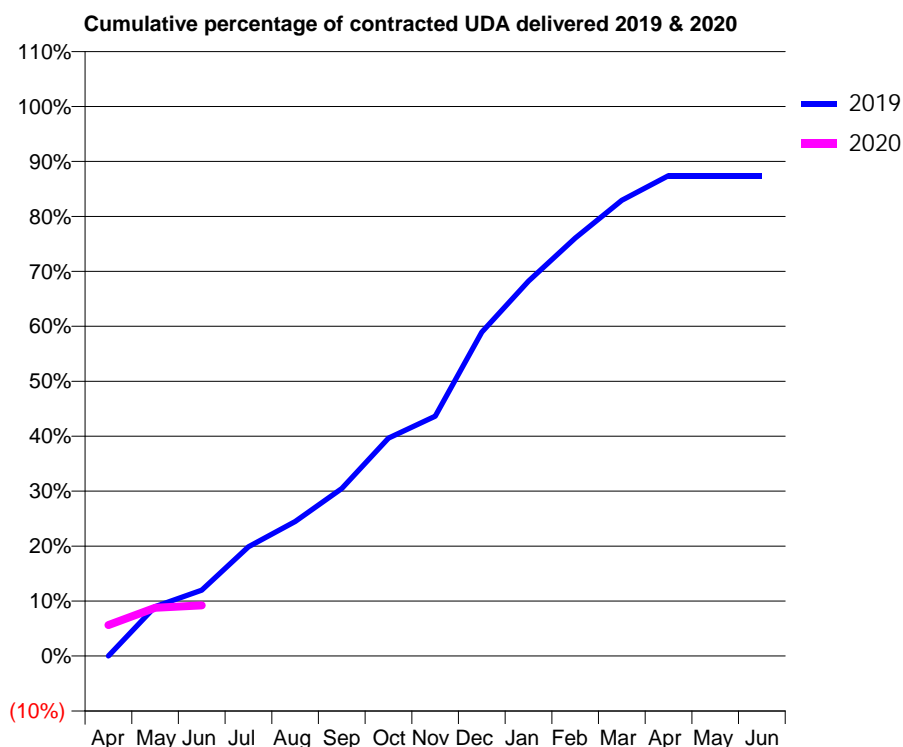
19/20 Contracted general activity (UDA)	9,580
Carry forward general activity (UDA)	0
19/20 Contracted orthodontic activity (UOA)	0
Carry forward orthodontic activity (UOA)	0
Baseline contract value	£251,466.15

ACCESS*

Patients seen in 24 months	Total	Change since previous quarter
Quarter ending June 2018	3,008	
Quarter ending September 2018	2,947	↓
Quarter ending December 2018	3,233	↑
Quarter ending March 2019	3,378	↑
Quarter ending June 2019	3,321	↓
Variance since June 2018	10.4%	↑



ACTIVITY



Month	Adjusted Scheduled Activity (UDA)	
	2019	2020
April	0	541
May	861	843
June	1,149	884
July	1,904	
August	2,345	
September	2,920	
October	3,800	
November	4,182	
December	5,647	
January	6,536	
February	7,284	
March	7,944	
April	8,376	
May	8,376	
June	8,376	

QUALITY

	Quantity	Base Number	Contract	AT	Region	England
% of FP17s for the same patient ID Re-attending within 3 months - Children	20	273	7.3%	9.0%	10.6%	11.4%
% of FP17s for the same patient ID Re-attending within 3 months - Adults	54	442	12.2%	13.8%	15.2%	15.4%
% of FP17s for the same patient ID Re-attending between 3 & 9 months - Children	162	273	59.3%	63.0%	62.3%	59.8%
% of FP17s for the same patient ID Re-attending between 3 & 9 months - Adults	194	442	43.9%	53.8%	53.3%	52.1%
% of FP17s for Band 1 Urgent Courses	63	474	13.3%	9.3%	9.7%	9.2%
% of FP17s Relating to Free Repair or Replacements	4	474	0.8%	0.7%	0.6%	0.7%
% of FP17s Relating to Continuations	1	474	0.2%	0.9%	0.8%	0.8%
% of Patients satisfied with the dentistry they have received	2	2	N/A	93.5%	93.4%	93.4%
% of Patients satisfied with the time they had to wait for an appointment	1	2	N/A	89.0%	86.8%	87.6%

* This is based on patients treated on this contract for their most recent course of treatment. Figures in italics indicate the base number of FP17s or Patient Questionnaire responses are less than 100. N/A is shown where the base number of responses is less than 10 during the period. % is calculated as Quantity/Base number*100

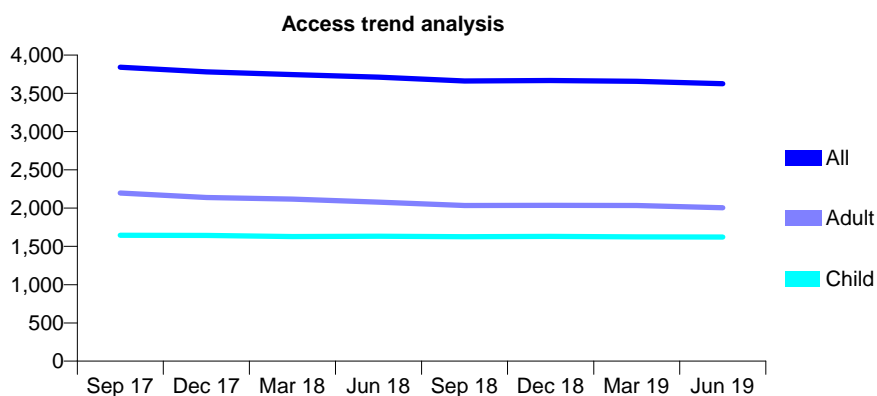
Q65 - Vital Signs At a Glance Contract Report for 185086/0001 - June 2019

Name or company name	The New Chestnuts Dental Practice
Contract type name	GDS Contract
Purpose of contract	General
Contract start date	01/04/2006
Contract end date	

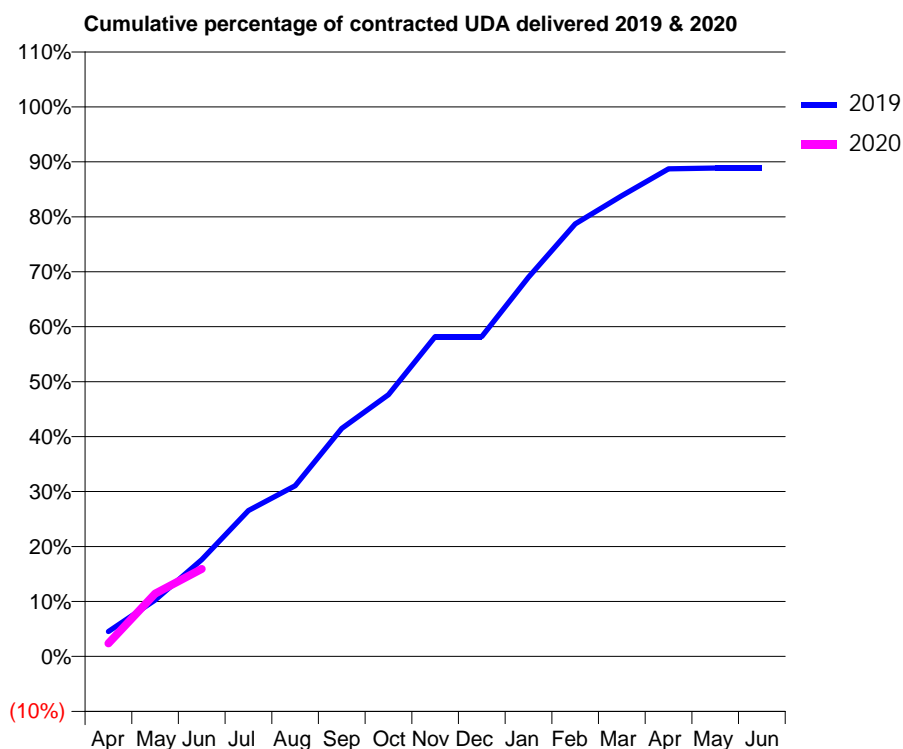
19/20 Contracted general activity (UDA)	9,148
Carry forward general activity (UDA)	0
19/20 Contracted orthodontic activity (UOA)	0
Carry forward orthodontic activity (UOA)	0
Baseline contract value	£207,703.95

ACCESS*

Patients seen in 24 months	Total	Change since previous quarter
Quarter ending June 2018	3,711	
Quarter ending September 2018	3,661	↓
Quarter ending December 2018	3,668	→
Quarter ending March 2019	3,658	→
Quarter ending June 2019	3,627	→
Variance since June 2018	(2.3%)	↓



ACTIVITY



Month	2019	2020
April	414	217
May	941	1,047
June	1,611	1,457
July	2,429	
August	2,842	
September	3,795	
October	4,356	
November	5,324	
December	5,324	
January	6,311	
February	7,200	
March	7,669	
April	8,114	
May	8,130	
June	8,130	

QUALITY

	Quantity	Base Number	Contract	AT	Region	England
% of FP17s for the same patient ID Re-attending within 3 months - Children	49	666	7.4%	9.0%	10.6%	11.4%
% of FP17s for the same patient ID Re-attending within 3 months - Adults	68	690	9.9%	13.8%	15.2%	15.4%
% of FP17s for the same patient ID Re-attending between 3 & 9 months - Children	476	666	71.5%	63.0%	62.3%	59.8%
% of FP17s for the same patient ID Re-attending between 3 & 9 months - Adults	487	690	70.6%	53.8%	53.3%	52.1%
% of FP17s for Band 1 Urgent Courses	70	1,063	6.6%	9.3%	9.7%	9.2%
% of FP17s Relating to Free Repair or Replacements	5	1,063	0.5%	0.7%	0.6%	0.7%
% of FP17s Relating to Continuations	0	1,063	0.0%	0.9%	0.8%	0.8%
% of Patients satisfied with the dentistry they have received	1	1	N/A	93.5%	93.4%	93.4%
% of Patients satisfied with the time they had to wait for an appointment	1	1	N/A	89.0%	86.8%	87.6%

* This is based on patients treated on this contract for their most recent course of treatment. Figures in italics indicate the base number of FP17s or Patient Questionnaire responses are less than 100. N/A is shown where the base number of responses is less than 10 during the period. % is calculated as Quantity/Base number*100

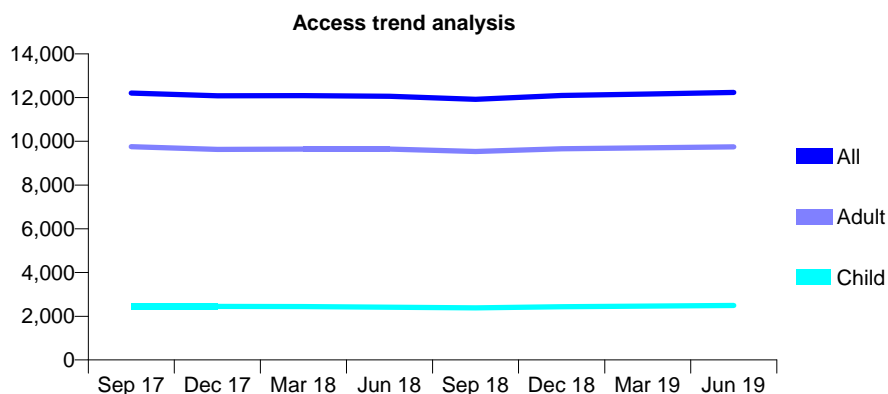
Q65 - Vital Signs At a Glance Contract Report for 186619/0001 - June 2019

Name or company name	Nigel Reynolds Limited
Contract type name	GDS Contract
Purpose of contract	General
Contract start date	01/06/2008
Contract end date	

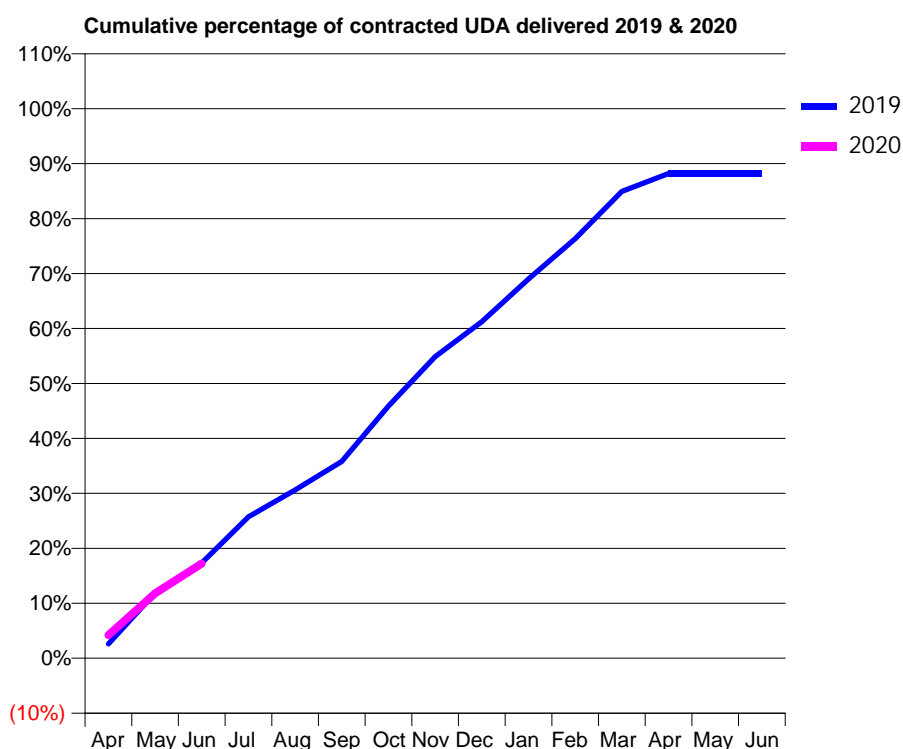
19/20 Contracted general activity (UDA)	34,077
Carry forward general activity (UDA)	0
19/20 Contracted orthodontic activity (UOA)	0
Carry forward orthodontic activity (UOA)	0
Baseline contract value	£793,122.70

ACCESS*

Patients seen in 24 months	Total	Change since previous quarter
Quarter ending June 2018	12,061	
Quarter ending September 2018	11,920	↓
Quarter ending December 2018	12,093	→
Quarter ending March 2019	12,162	→
Quarter ending June 2019	12,237	→
Variance since June 2018	1.5%	→



ACTIVITY



Month	2019	2020
April	889	1,437
May	4,053	4,023
June	5,907	5,869
July	8,767	
August	10,444	
September	12,200	
October	15,632	
November	18,705	
December	20,869	
January	23,513	
February	26,019	
March	28,948	
April	30,056	
May	30,059	
June	30,059	

QUALITY

	Quantity	Base Number	Contract	AT	Region	England
% of FP17s for the same patient ID Re-attending within 3 months - Children	89	920	9.7%	9.0%	10.6%	11.4%
% of FP17s for the same patient ID Re-attending within 3 months - Adults	481	3,357	14.3%	13.8%	15.2%	15.4%
% of FP17s for the same patient ID Re-attending between 3 & 9 months - Children	601	920	65.3%	63.0%	62.3%	59.8%
% of FP17s for the same patient ID Re-attending between 3 & 9 months - Adults	2,047	3,357	61.0%	53.8%	53.3%	52.1%
% of FP17s for Band 1 Urgent Courses	272	3,643	7.5%	9.3%	9.7%	9.2%
% of FP17s Relating to Free Repair or Replacements	21	3,643	0.6%	0.7%	0.6%	0.7%
% of FP17s Relating to Continuations	14	3,643	0.4%	0.9%	0.8%	0.8%
% of Patients satisfied with the dentistry they have received	7	7	N/A	93.5%	93.4%	93.4%
% of Patients satisfied with the time they had to wait for an appointment	7	7	N/A	89.0%	86.8%	87.6%

* This is based on patients treated on this contract for their most recent course of treatment.

Figures in italics indicate the base number of FP17s or Patient Questionnaire responses are less than 100. N/A is shown where the base number of responses is less than 10 during the period. % is calculated as Quantity/Base number*100

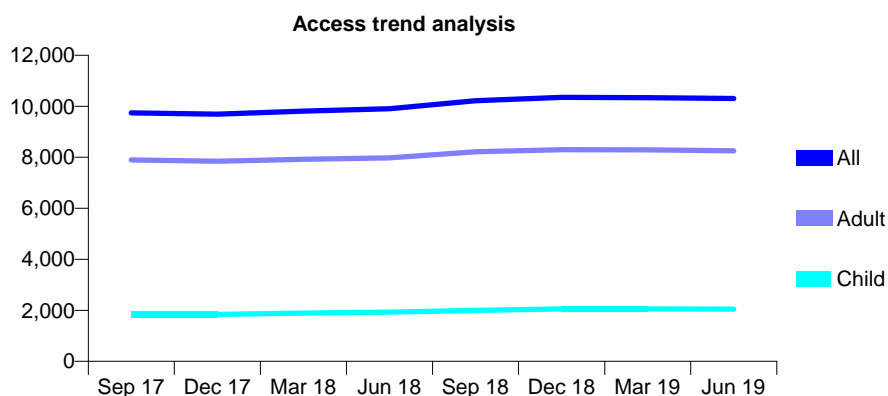
Q65 - Vital Signs At a Glance Contract Report for 186716/0001 - June 2019

Name or company name	Parkfield Dental Surgery Ltd
Contract type name	GDS Contract
Purpose of contract	General and Orthodontic
Contract start date	01/04/2007
Contract end date	

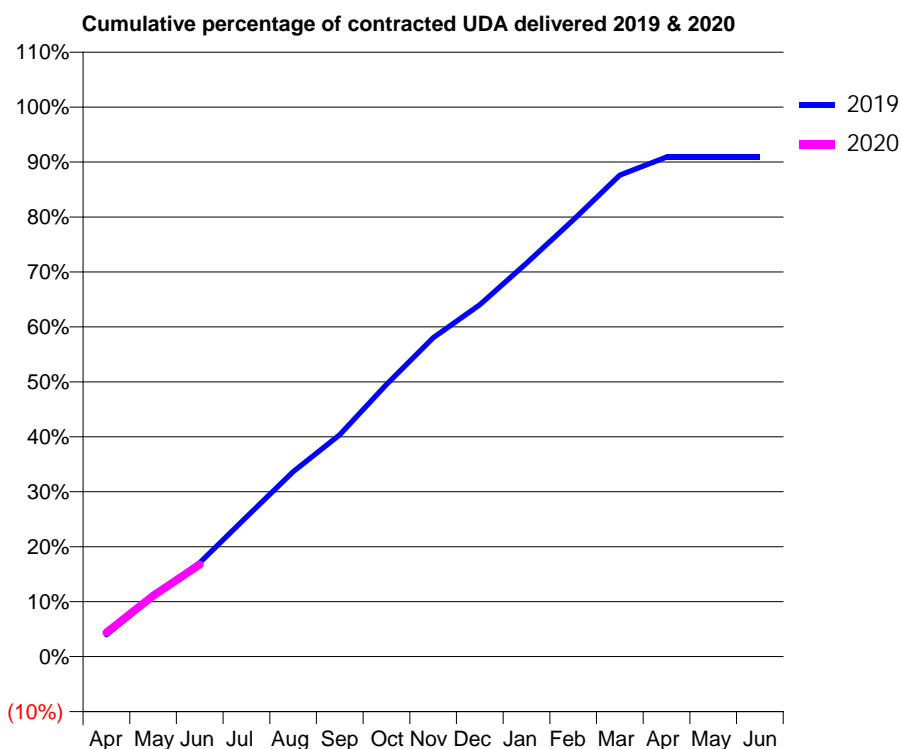
19/20 Contracted general activity (UDA)	29,027
Carry forward general activity (UDA)	0
19/20 Contracted orthodontic activity (UOA)	260
Carry forward orthodontic activity (UOA)	0
Baseline contract value	£727,532.77

ACCESS*

Patients seen in 24 months	Total	Change since previous quarter
Quarter ending June 2018	9,907	
Quarter ending September 2018	10,220	↑
Quarter ending December 2018	10,351	→
Quarter ending March 2019	10,342	→
Quarter ending June 2019	10,303	→
Variance since June 2018	4.0%	↑



ACTIVITY



Month	Adjusted Scheduled Activity (UDA)	
	2019	2020
April	1,148	1,272
May	3,180	3,218
June	4,965	4,864
July	7,380	
August	9,768	
September	11,723	
October	14,370	
November	16,845	
December	18,584	
January	20,784	
February	23,066	
March	25,429	
April	26,392	
May	26,387	
June	26,390	

QUALITY

	Quantity	Base Number	Contract	AT	Region	England
% of FP17s for the same patient ID Re-attending within 3 months - Children	45	792	5.7%	9.0%	10.6%	11.4%
% of FP17s for the same patient ID Re-attending within 3 months - Adults	409	2,809	14.6%	13.8%	15.2%	15.4%
% of FP17s for the same patient ID Re-attending between 3 & 9 months - Children	533	792	67.3%	63.0%	62.3%	59.8%
% of FP17s for the same patient ID Re-attending between 3 & 9 months - Adults	1,341	2,809	47.7%	53.8%	53.3%	52.1%
% of FP17s for Band 1 Urgent Courses	264	2,815	9.4%	9.3%	9.7%	9.2%
% of FP17s Relating to Free Repair or Replacements	31	2,815	1.1%	0.7%	0.6%	0.7%
% of FP17s Relating to Continuations	22	2,815	0.8%	0.9%	0.8%	0.8%
% of Patients satisfied with the dentistry they have received	2	3	N/A	93.5%	93.4%	93.4%
% of Patients satisfied with the time they had to wait for an appointment	3	3	N/A	89.0%	86.8%	87.6%

* This is based on patients treated on this contract for their most recent course of treatment. Figures in italics indicate the base number of FP17s or Patient Questionnaire responses are less than 100. N/A is shown where the base number of responses is less than 10 during the period. % is calculated as Quantity/Base number*100

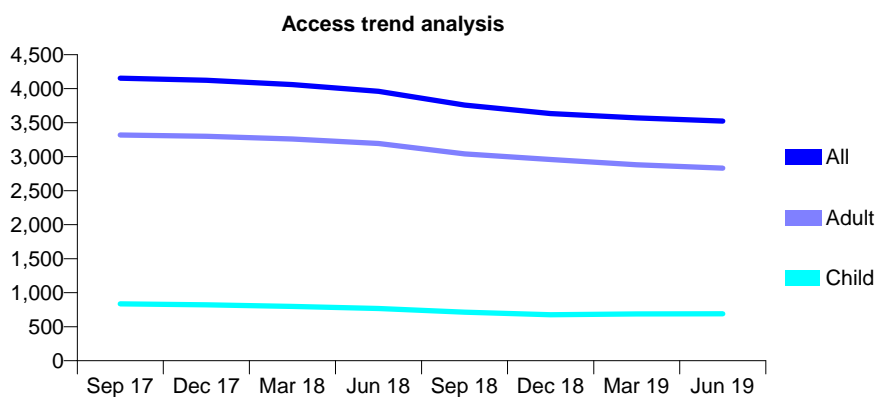
Q65 - Vital Signs At a Glance Contract Report for 186716/0003 - June 2019

Name or company name	Parkfield Dental Surgery Ltd
Contract type name	GDS Contract
Purpose of contract	General
Contract start date	01/03/2010
Contract end date	

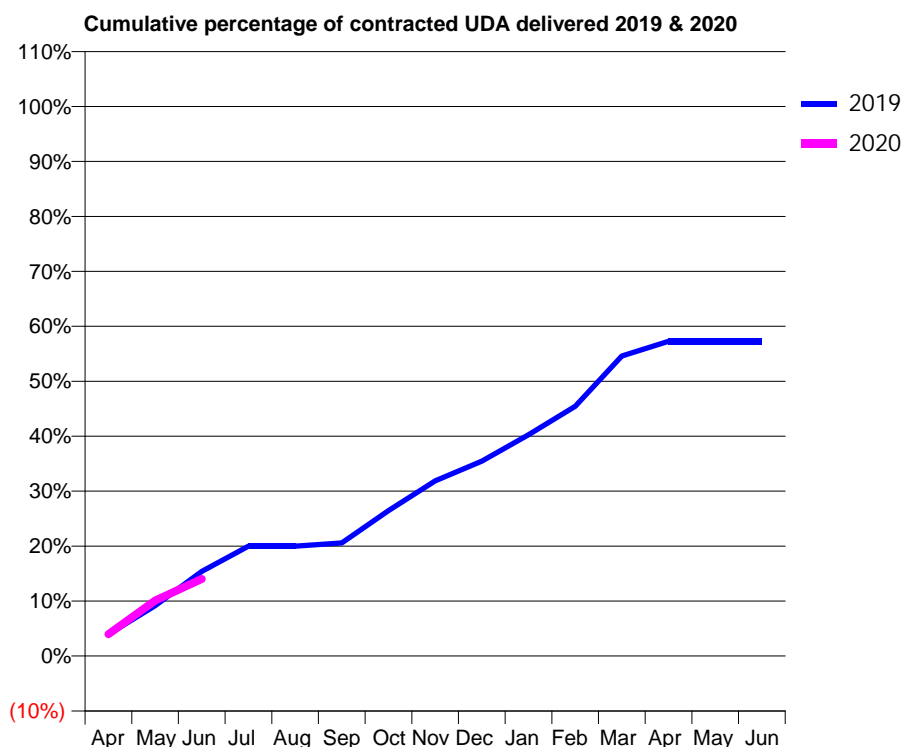
19/20 Contracted general activity (UDA)	14,550
Carry forward general activity (UDA)	0
19/20 Contracted orthodontic activity (UOA)	0
Carry forward orthodontic activity (UOA)	0
Baseline contract value	£341,705.10

ACCESS*

Patients seen in 24 months	Total	Change since previous quarter
Quarter ending June 2018	3,962	
Quarter ending September 2018	3,758	↓
Quarter ending December 2018	3,635	↓
Quarter ending March 2019	3,571	↓
Quarter ending June 2019	3,524	↓
Variance since June 2018	(11.1%)	↓



ACTIVITY



Month	Adjusted Scheduled Activity (UDA)	
	2019	2020
April	572	582
May	1,332	1,469
June	2,241	2,041
July	2,910	
August	2,910	
September	2,996	
October	3,849	
November	4,639	
December	5,162	
January	5,859	
February	6,612	
March	7,941	
April	8,336	
May	8,336	
June	8,336	

QUALITY

	Quantity	Base Number	Contract	AT	Region	England
% of FP17s for the same patient ID Re-attending within 3 months - Children	22	265	8.3%	9.0%	10.6%	11.4%
% of FP17s for the same patient ID Re-attending within 3 months - Adults	128	963	13.3%	13.8%	15.2%	15.4%
% of FP17s for the same patient ID Re-attending between 3 & 9 months - Children	112	265	42.3%	63.0%	62.3%	59.8%
% of FP17s for the same patient ID Re-attending between 3 & 9 months - Adults	489	963	50.8%	53.8%	53.3%	52.1%
% of FP17s for Band 1 Urgent Courses	79	1,053	7.5%	9.3%	9.7%	9.2%
% of FP17s Relating to Free Repair or Replacements	11	1,053	1.0%	0.7%	0.6%	0.7%
% of FP17s Relating to Continuations	9	1,053	0.9%	0.9%	0.8%	0.8%
% of Patients satisfied with the dentistry they have received	5	5	N/A	93.5%	93.4%	93.4%
% of Patients satisfied with the time they had to wait for an appointment	3	5	N/A	89.0%	86.8%	87.6%

* This is based on patients treated on this contract for their most recent course of treatment. Figures in italics indicate the base number of FP17s or Patient Questionnaire responses are less than 100. N/A is shown where the base number of responses is less than 10 during the period. % is calculated as Quantity/Base number*100

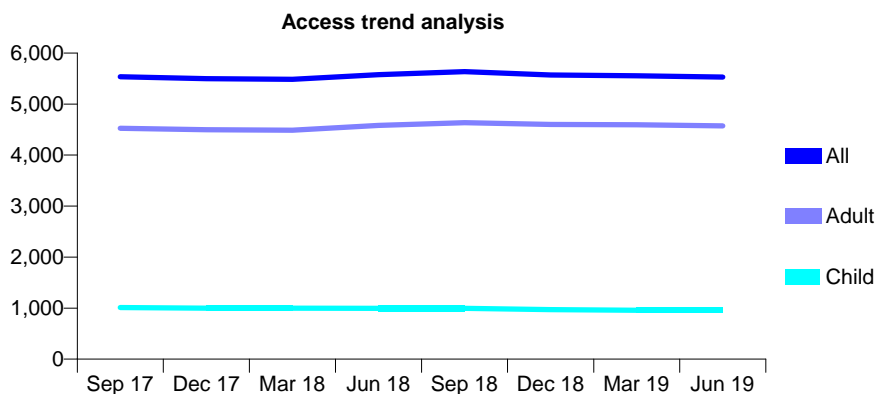
Q65 - Vital Signs At a Glance Contract Report for 186716/0004 - June 2019

Name or company name	Parkfield Dental Surgery Ltd
Contract type name	GDS Contract
Purpose of contract	General
Contract start date	09/05/2011
Contract end date	

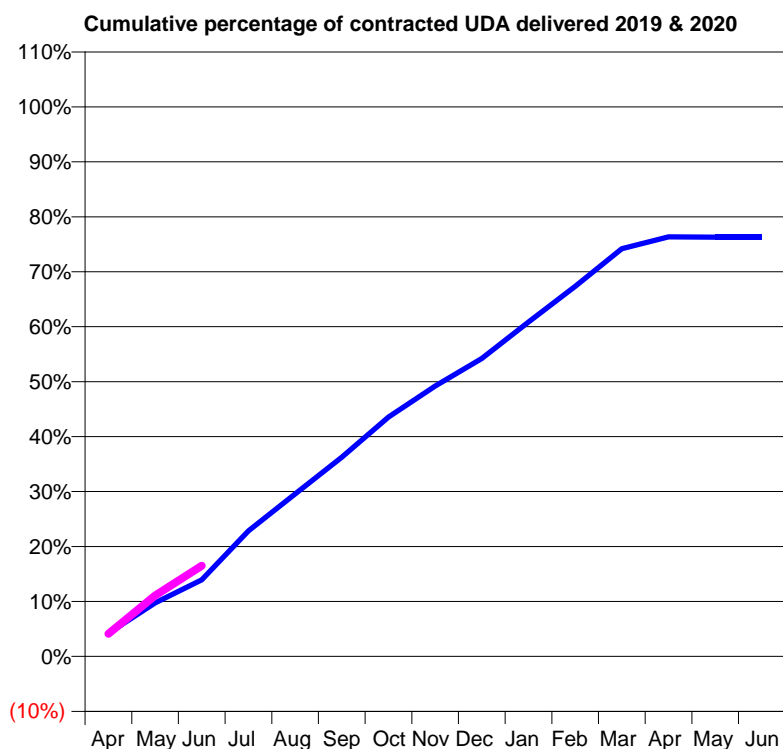
19/20 Contracted general activity (UDA)	18,000
Carry forward general activity (UDA)	0
19/20 Contracted orthodontic activity (UOA)	0
Carry forward orthodontic activity (UOA)	0
Baseline contract value	£494,401.94

ACCESS*

Patients seen in 24 months	Total	Change since previous quarter
Quarter ending June 2018	5,577	
Quarter ending September 2018	5,634	→
Quarter ending December 2018	5,569	↓
Quarter ending March 2019	5,553	→
Quarter ending June 2019	5,532	→
Variance since June 2018	(0.8%)	→



ACTIVITY



Month	2019	2020
April	760	744
May	1,754	1,993
June	2,509	2,968
July	4,113	
August	5,323	
September	6,525	
October	7,836	
November	8,857	
December	9,759	
January	10,952	
February	12,122	
March	13,353	
April	13,740	
May	13,732	
June	13,733	

QUALITY

	Quantity	Base Number	Contract	AT	Region	England
% of FP17s for the same patient ID Re-attending within 3 months - Children	24	374	6.4%	9.0%	10.6%	11.4%
% of FP17s for the same patient ID Re-attending within 3 months - Adults	298	1,803	16.5%	13.8%	15.2%	15.4%
% of FP17s for the same patient ID Re-attending between 3 & 9 months - Children	257	374	68.7%	63.0%	62.3%	59.8%
% of FP17s for the same patient ID Re-attending between 3 & 9 months - Adults	1,108	1,803	61.5%	53.8%	53.3%	52.1%
% of FP17s for Band 1 Urgent Courses	181	1,740	10.4%	9.3%	9.7%	9.2%
% of FP17s Relating to Free Repair or Replacements	65	1,740	3.7%	0.7%	0.6%	0.7%
% of FP17s Relating to Continuations	16	1,740	0.9%	0.9%	0.8%	0.8%
% of Patients satisfied with the dentistry they have received	7	8	N/A	93.5%	93.4%	93.4%
% of Patients satisfied with the time they had to wait for an appointment	7	8	N/A	89.0%	86.8%	87.6%

* This is based on patients treated on this contract for their most recent course of treatment. Figures in italics indicate the base number of FP17s or Patient Questionnaire responses are less than 100. N/A is shown where the base number of responses is less than 10 during the period. % is calculated as Quantity/Base number*100

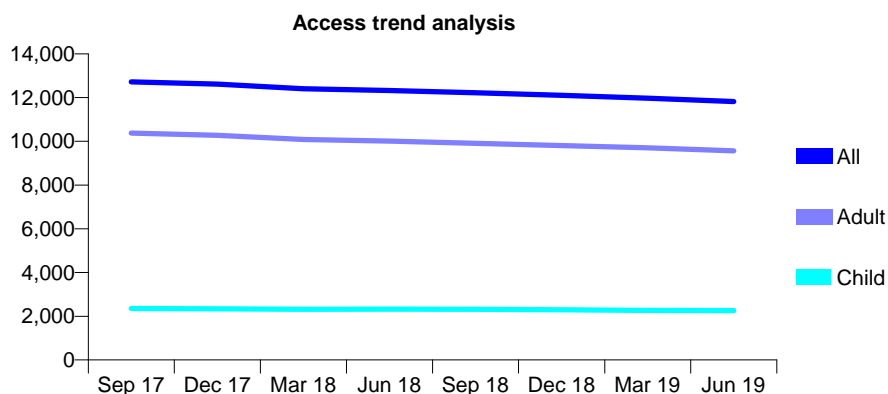
Q65 - Vital Signs At a Glance Contract Report for 187321/0001 - June 2019

Name or company name	Phoenix Dental Ltd.,
Contract type name	GDS Contract
Purpose of contract	General
Contract start date	01/05/2007
Contract end date	

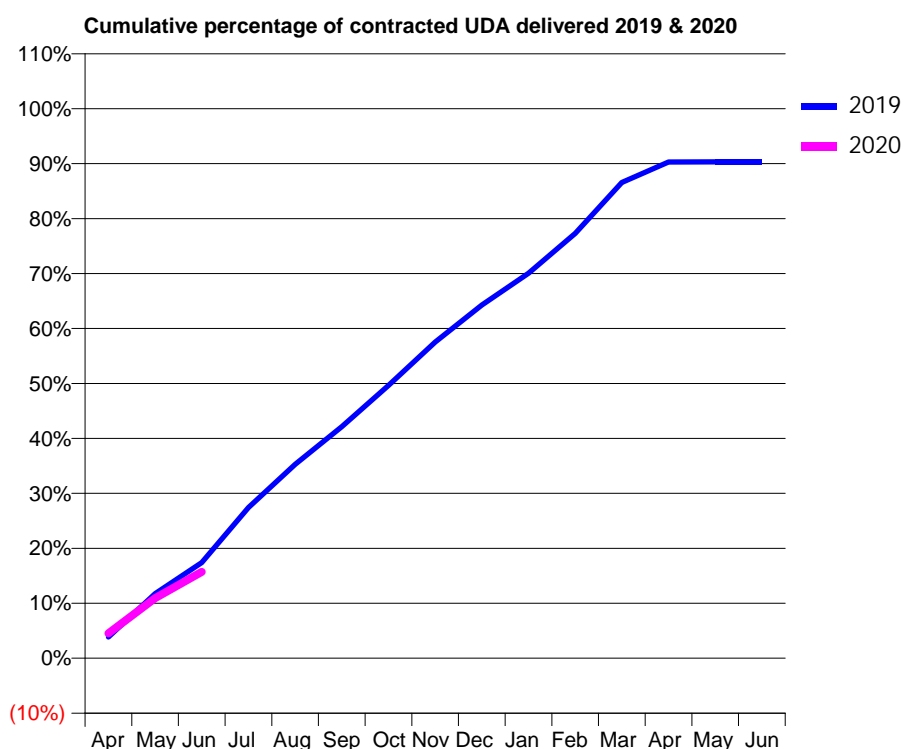
19/20 Contracted general activity (UDA)	39,546
Carry forward general activity (UDA)	0
19/20 Contracted orthodontic activity (UOA)	0
Carry forward orthodontic activity (UOA)	0
Baseline contract value	£853,054.32

ACCESS*

Patients seen in 24 months	Total	Change since previous quarter
Quarter ending June 2018	12,325	
Quarter ending September 2018	12,224	→
Quarter ending December 2018	12,104	→
Quarter ending March 2019	11,970	↓
Quarter ending June 2019	11,820	↓
Variance since June 2018	(4.1%)	↓



ACTIVITY



Month	2019	2020
April	1,277	1,787
May	3,880	4,325
June	5,746	6,218
July	9,052	
August	11,640	
September	13,894	
October	16,384	
November	18,986	
December	21,201	
January	23,113	
February	25,509	
March	28,570	
April	29,798	
May	29,799	
June	29,800	

QUALITY

	Quantity	Base Number	Contract	AT	Region	England
% of FP17s for the same patient ID Re-attending within 3 months - Children	44	817	5.4%	9.0%	10.6%	11.4%
% of FP17s for the same patient ID Re-attending within 3 months - Adults	265	3,305	8.0%	13.8%	15.2%	15.4%
% of FP17s for the same patient ID Re-attending between 3 & 9 months - Children	501	817	61.3%	63.0%	62.3%	59.8%
% of FP17s for the same patient ID Re-attending between 3 & 9 months - Adults	1,913	3,305	57.9%	53.8%	53.3%	52.1%
% of FP17s for Band 1 Urgent Courses	137	3,544	3.9%	9.3%	9.7%	9.2%
% of FP17s Relating to Free Repair or Replacements	15	3,544	0.4%	0.7%	0.6%	0.7%
% of FP17s Relating to Continuations	31	3,544	0.9%	0.9%	0.8%	0.8%
% of Patients satisfied with the dentistry they have received	8	9	N/A	93.5%	93.4%	93.4%
% of Patients satisfied with the time they had to wait for an appointment	8	9	N/A	89.0%	86.8%	87.6%

* This is based on patients treated on this contract for their most recent course of treatment.

Figures in italics indicate the base number of FP17s or Patient Questionnaire responses are less than 100. N/A is shown where the base number of responses is less than 10 during the period. % is calculated as Quantity/Base number*100

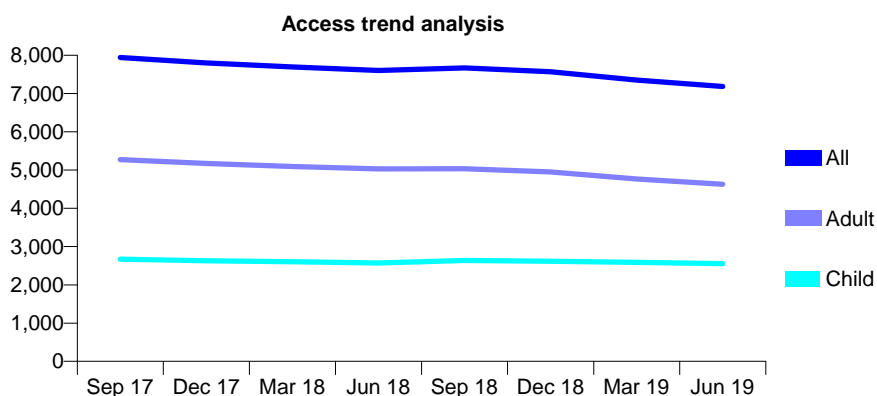
Q65 - Vital Signs At a Glance Contract Report for 187321/0002 - June 2019

Name or company name	Phoenix Dental Ltd.,
Contract type name	GDS Contract
Purpose of contract	General
Contract start date	01/04/2009
Contract end date	

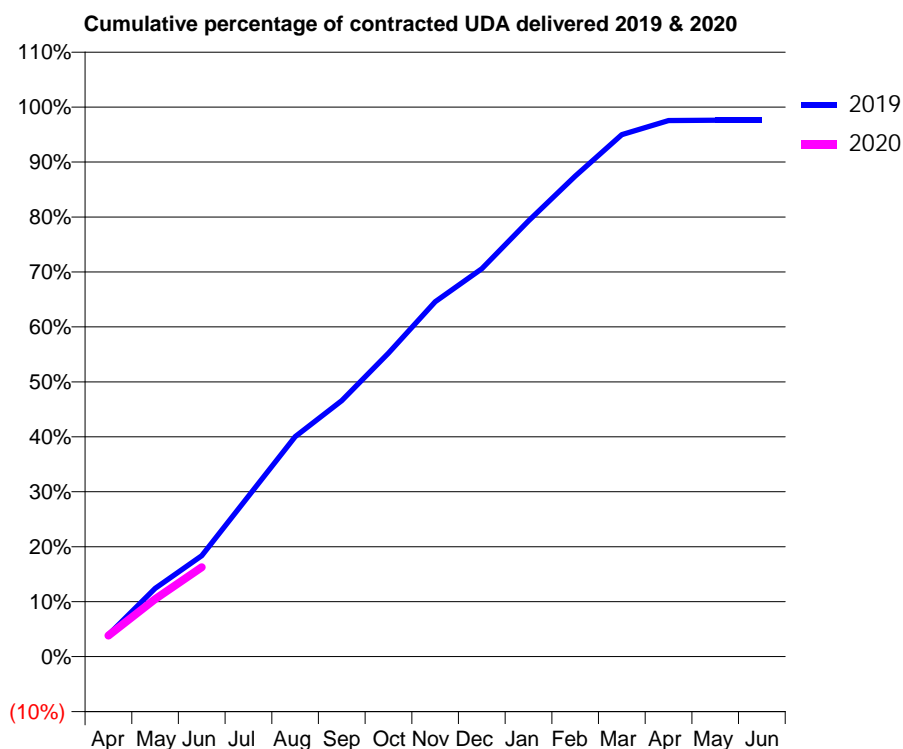
19/20 Contracted general activity (UDA)	20,500
Carry forward general activity (UDA)	0
19/20 Contracted orthodontic activity (UOA)	0
Carry forward orthodontic activity (UOA)	0
Baseline contract value	£495,493.89

ACCESS*

Patients seen in 24 months	Total	Change since previous quarter
Quarter ending June 2018	7,601	
Quarter ending September 2018	7,671	→
Quarter ending December 2018	7,568	↓
Quarter ending March 2019	7,355	↓
Quarter ending June 2019	7,182	↓
Variance since June 2018	(5.5%)	↓



ACTIVITY



Month	Adjusted Scheduled Activity (UDA)	
	2019	2020
April	818	784
May	2,548	2,148
June	3,764	3,333
July	5,985	
August	8,206	
September	9,551	
October	11,320	
November	13,240	
December	14,467	
January	16,253	
February	17,926	
March	19,470	
April	19,995	
May	20,008	
June	20,013	

QUALITY

	Quantity	Base Number	Contract	AT	Region	England
% of FP17s for the same patient ID Re-attending within 3 months - Children	47	882	5.3%	9.0%	10.6%	11.4%
% of FP17s for the same patient ID Re-attending within 3 months - Adults	126	1,259	10.0%	13.8%	15.2%	15.4%
% of FP17s for the same patient ID Re-attending between 3 & 9 months - Children	629	882	71.3%	63.0%	62.3%	59.8%
% of FP17s for the same patient ID Re-attending between 3 & 9 months - Adults	689	1,259	54.7%	53.8%	53.3%	52.1%
% of FP17s for Band 1 Urgent Courses	106	1,850	5.7%	9.3%	9.7%	9.2%
% of FP17s Relating to Free Repair or Replacements	5	1,850	0.3%	0.7%	0.6%	0.7%
% of FP17s Relating to Continuations	20	1,850	1.1%	0.9%	0.8%	0.8%
% of Patients satisfied with the dentistry they have received	6	6	N/A	93.5%	93.4%	93.4%
% of Patients satisfied with the time they had to wait for an appointment	4	6	N/A	89.0%	86.8%	87.6%

* This is based on patients treated on this contract for their most recent course of treatment. Figures in italics indicate the base number of FP17s or Patient Questionnaire responses are less than 100. N/A is shown where the base number of responses is less than 10 during the period. % is calculated as Quantity/Base number*100

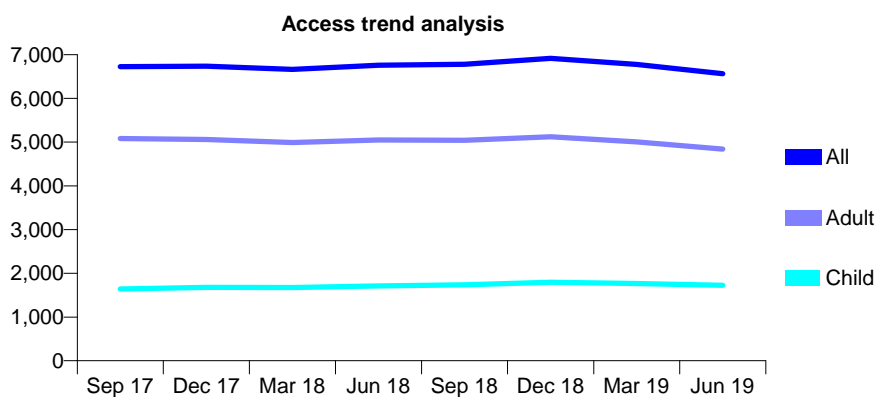
Q65 - Vital Signs At a Glance Contract Report for 187321/0003 - June 2019

Name or company name	Phoenix Dental Ltd.,
Contract type name	GDS Contract
Purpose of contract	General
Contract start date	25/10/2010
Contract end date	

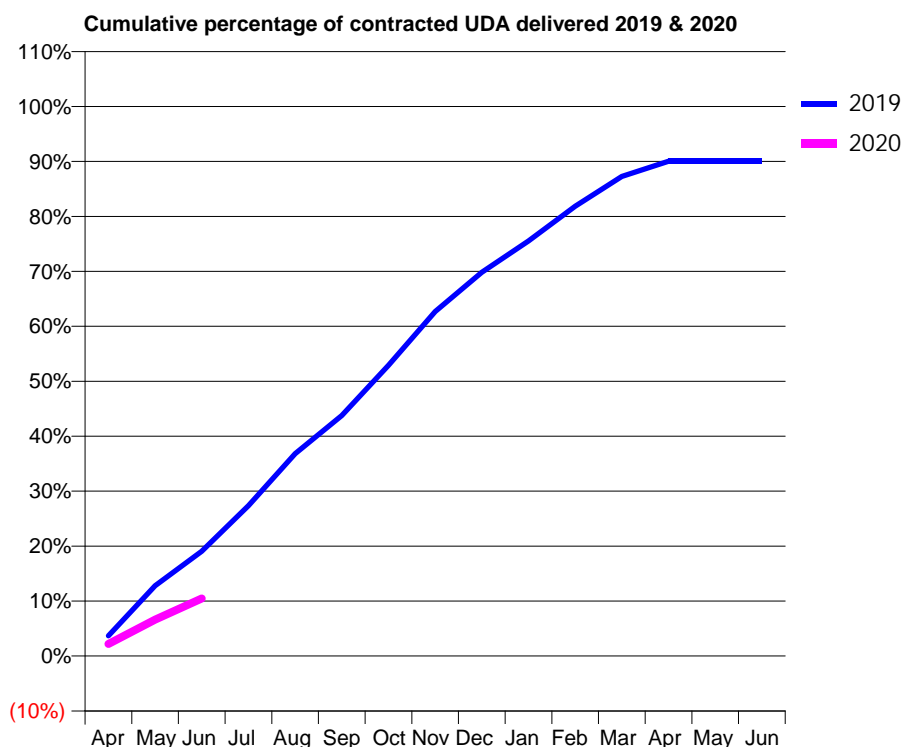
19/20 Contracted general activity (UDA)	19,700
Carry forward general activity (UDA)	0
19/20 Contracted orthodontic activity (UOA)	0
Carry forward orthodontic activity (UOA)	0
Baseline contract value	£528,240.34

ACCESS*

Patients seen in 24 months	Total	Change since previous quarter
Quarter ending June 2018	6,758	
Quarter ending September 2018	6,779	→
Quarter ending December 2018	6,916	↑
Quarter ending March 2019	6,775	↓
Quarter ending June 2019	6,564	↓
Variance since June 2018	(2.9%)	↓



ACTIVITY



Month	Adjusted Scheduled Activity (UDA)	
	2019	2020
April	727	434
May	2,519	1,308
June	3,757	2,064
July	5,391	
August	7,254	
September	8,619	
October	10,425	
November	12,349	
December	13,758	
January	14,880	
February	16,121	
March	17,194	
April	17,739	
May	17,734	
June	17,733	

QUALITY

	Quantity	Base Number	Contract	AT	Region	England
% of FP17s for the same patient ID Re-attending within 3 months - Children	11	404	2.7%	9.0%	10.6%	11.4%
% of FP17s for the same patient ID Re-attending within 3 months - Adults	65	887	7.3%	13.8%	15.2%	15.4%
% of FP17s for the same patient ID Re-attending between 3 & 9 months - Children	256	404	63.4%	63.0%	62.3%	59.8%
% of FP17s for the same patient ID Re-attending between 3 & 9 months - Adults	472	887	53.2%	53.8%	53.3%	52.1%
% of FP17s for Band 1 Urgent Courses	35	1,058	3.3%	9.3%	9.7%	9.2%
% of FP17s Relating to Free Repair or Replacements	4	1,058	0.4%	0.7%	0.6%	0.7%
% of FP17s Relating to Continuations	9	1,058	0.9%	0.9%	0.8%	0.8%
% of Patients satisfied with the dentistry they have received	3	3	N/A	93.5%	93.4%	93.4%
% of Patients satisfied with the time they had to wait for an appointment	3	3	N/A	89.0%	86.8%	87.6%

* This is based on patients treated on this contract for their most recent course of treatment. Figures in italics indicate the base number of FP17s or Patient Questionnaire responses are less than 100. N/A is shown where the base number of responses is less than 10 during the period. % is calculated as Quantity/Base number*100

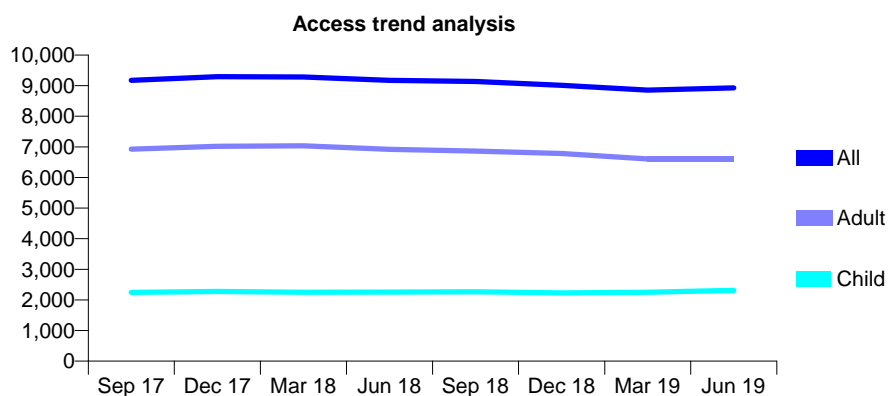
Q65 - Vital Signs At a Glance Contract Report for 190195/0007 - June 2019

Name or company name	Xeon Smiles UK Ltd
Contract type name	GDS Contract
Purpose of contract	General
Contract start date	01/11/2010
Contract end date	

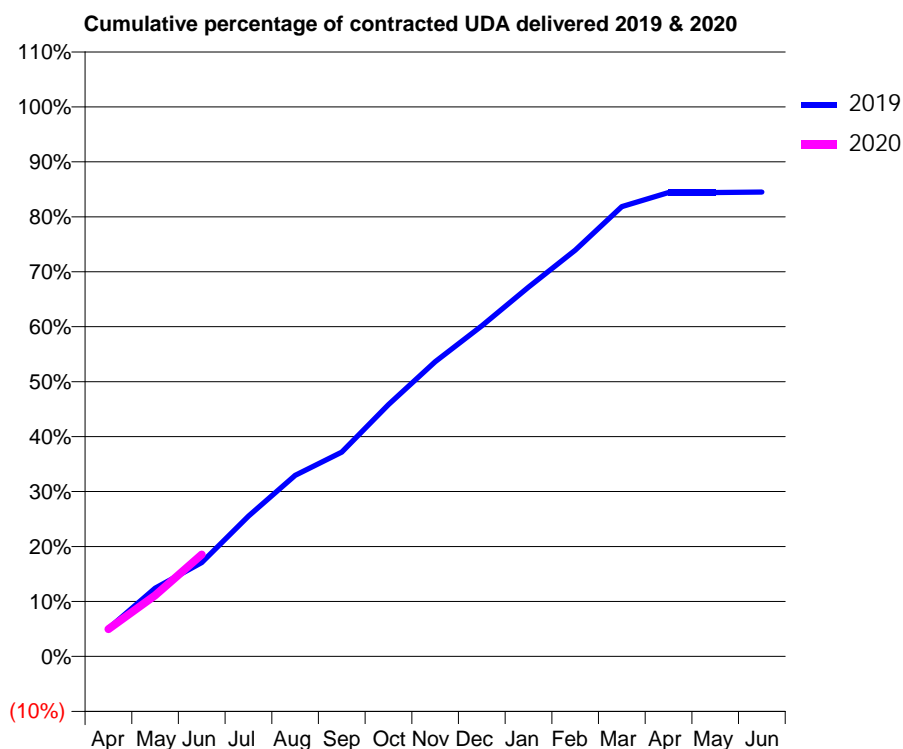
19/20 Contracted general activity (UDA)	31,772
Carry forward general activity (UDA)	0
19/20 Contracted orthodontic activity (UOA)	0
Carry forward orthodontic activity (UOA)	0
Baseline contract value	£823,745.36

ACCESS*

Patients seen in 24 months	Total	Change since previous quarter
Quarter ending June 2018	9,175	
Quarter ending September 2018	9,136	→
Quarter ending December 2018	9,015	↓
Quarter ending March 2019	8,858	↓
Quarter ending June 2019	8,924	→
Variance since June 2018	(2.7%)	↓



ACTIVITY



Month	2019	2020
April	1,618	1,578
May	3,944	3,532
June	5,427	5,894
July	8,112	
August	10,468	
September	11,806	
October	14,558	
November	17,034	
December	19,111	
January	21,354	
February	23,489	
March	26,002	
April	26,817	
May	26,820	
June	26,839	

QUALITY

	Quantity	Base Number	Contract	AT	Region	England
% of FP17s for the same patient ID Re-attending within 3 months - Children	45	734	6.1%	9.0%	10.6%	11.4%
% of FP17s for the same patient ID Re-attending within 3 months - Adults	274	1,770	15.5%	13.8%	15.2%	15.4%
% of FP17s for the same patient ID Re-attending between 3 & 9 months - Children	364	734	49.6%	63.0%	62.3%	59.8%
% of FP17s for the same patient ID Re-attending between 3 & 9 months - Adults	711	1,770	40.2%	53.8%	53.3%	52.1%
% of FP17s for Band 1 Urgent Courses	259	2,190	11.8%	9.3%	9.7%	9.2%
% of FP17s Relating to Free Repair or Replacements	25	2,190	1.1%	0.7%	0.6%	0.7%
% of FP17s Relating to Continuations	14	2,190	0.6%	0.9%	0.8%	0.8%
% of Patients satisfied with the dentistry they have received	5	8	N/A	93.5%	93.4%	93.4%
% of Patients satisfied with the time they had to wait for an appointment	7	8	N/A	89.0%	86.8%	87.6%

* This is based on patients treated on this contract for their most recent course of treatment. Figures in italics indicate the base number of FP17s or Patient Questionnaire responses are less than 100. N/A is shown where the base number of responses is less than 10 during the period. % is calculated as Quantity/Base number*100

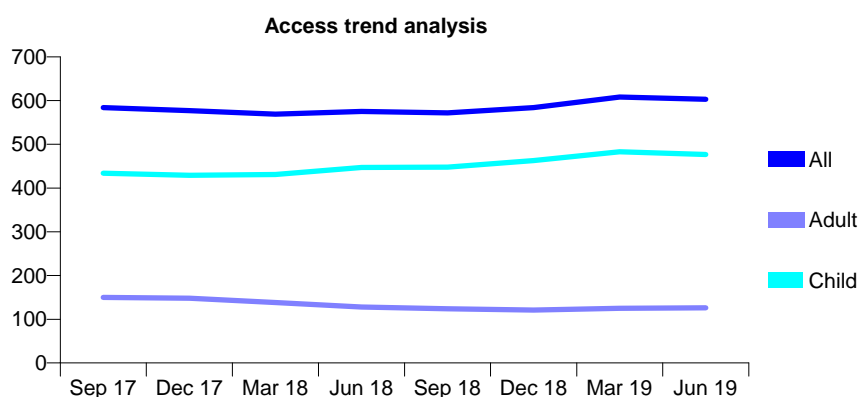
Q65 - Vital Signs At a Glance Contract Report for 190365/0001 - June 2019

Name or company name	SpaDental Ltd
Contract type name	GDS Contract
Purpose of contract	General
Contract start date	01/03/2013
Contract end date	

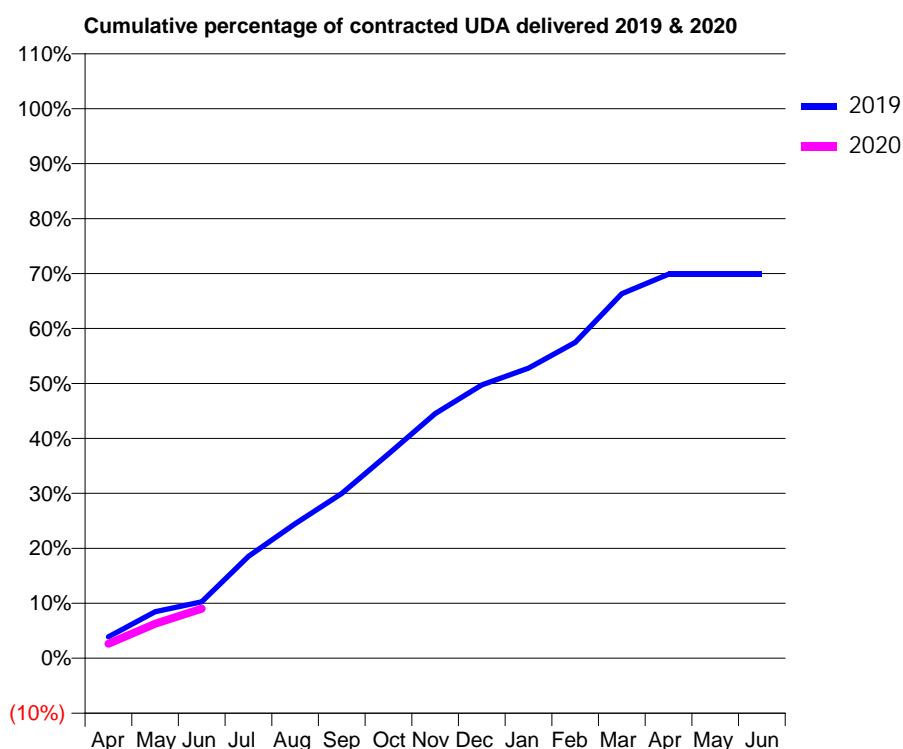
19/20 Contracted general activity (UDA)	1,600
Carry forward general activity (UDA)	0
19/20 Contracted orthodontic activity (UOA)	0
Carry forward orthodontic activity (UOA)	0
Baseline contract value	£36,950.57

ACCESS*

Patients seen in 24 months	Total	Change since previous quarter
Quarter ending June 2018	575	
Quarter ending September 2018	572	→
Quarter ending December 2018	584	↑
Quarter ending March 2019	608	↑
Quarter ending June 2019	603	→
Variance since June 2018	4.9%	↑



ACTIVITY



Month	2019	2020
April	62	42
May	135	100
June	164	144
July	297	
August	392	
September	480	
October	595	
November	712	
December	796	
January	845	
February	920	
March	1,061	
April	1,118	
May	1,118	
June	1,118	

QUALITY

	Quantity	Base Number	Contract	AT	Region	England
% of FP17s for the same patient ID Re-attending within 3 months - Children	8	119	6.7%	9.0%	10.6%	11.4%
% of FP17s for the same patient ID Re-attending within 3 months - Adults	2	19	10.5%	13.8%	15.2%	15.4%
% of FP17s for the same patient ID Re-attending between 3 & 9 months - Children	84	119	70.6%	63.0%	62.3%	59.8%
% of FP17s for the same patient ID Re-attending between 3 & 9 months - Adults	9	19	47.4%	53.8%	53.3%	52.1%
% of FP17s for Band 1 Urgent Courses	1	104	1.0%	9.3%	9.7%	9.2%
% of FP17s Relating to Free Repair or Replacements	0	104	0.0%	0.7%	0.6%	0.7%
% of FP17s Relating to Continuations	5	104	4.8%	0.9%	0.8%	0.8%
% of Patients satisfied with the dentistry they have received	0	0	N/A	93.5%	93.4%	93.4%
% of Patients satisfied with the time they had to wait for an appointment	0	0	N/A	89.0%	86.8%	87.6%

* This is based on patients treated on this contract for their most recent course of treatment.

Figures in italics indicate the base number of FP17s or Patient Questionnaire responses are less than 100. N/A is shown where the base number of responses is less than 10 during the period. % is calculated as Quantity/Base number*100

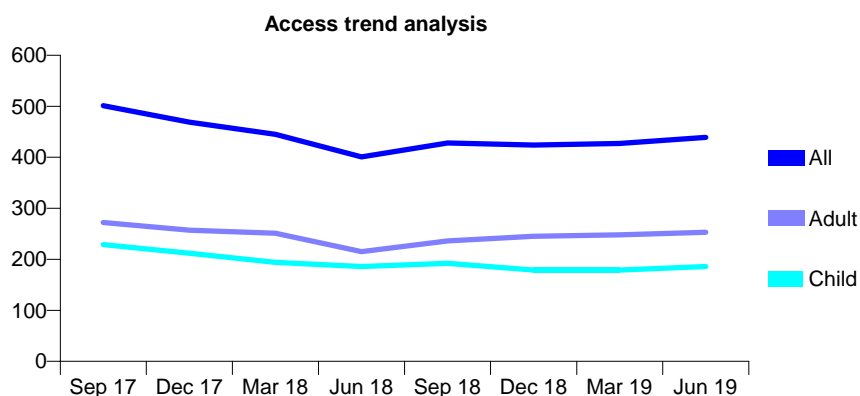
Q65 - Vital Signs At a Glance Contract Report for 192392/0001 - June 2019

Name or company name	Miss AJ Gorman
Contract type name	GDS Contract
Purpose of contract	General
Contract start date	15/05/2015
Contract end date	

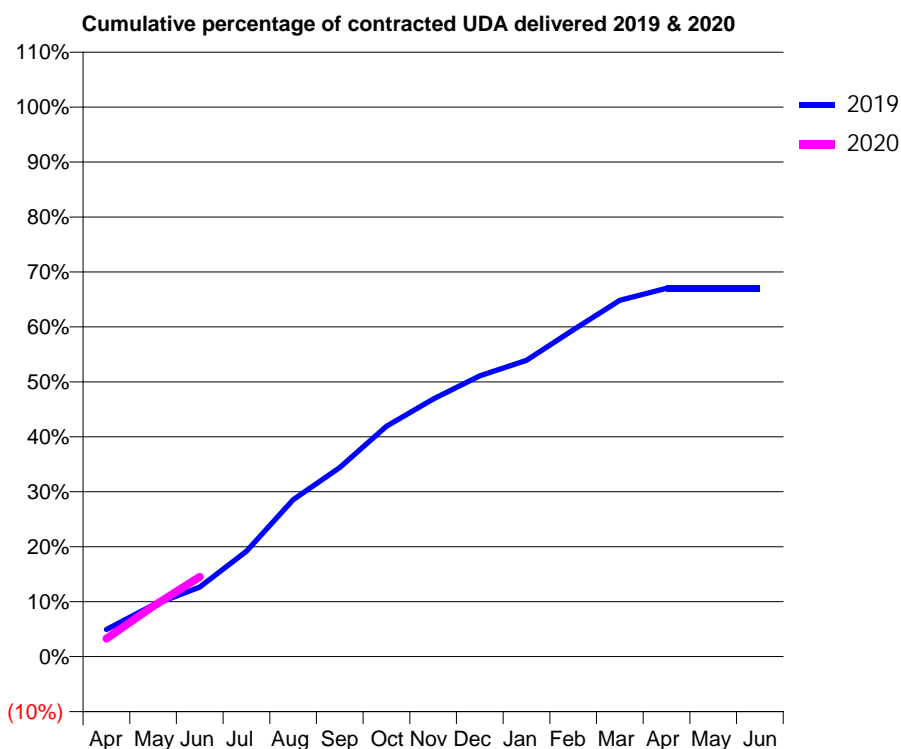
19/20 Contracted general activity (UDA)	1,255
Carry forward general activity (UDA)	0
19/20 Contracted orthodontic activity (UOA)	0
Carry forward orthodontic activity (UOA)	0
Baseline contract value	£30,991.00

ACCESS*

Patients seen in 24 months	Total	Change since previous quarter
Quarter ending June 2018	401	
Quarter ending September 2018	428	↑
Quarter ending December 2018	424	→
Quarter ending March 2019	427	→
Quarter ending June 2019	439	↑
Variance since June 2018	9.5%	↑



ACTIVITY



Month	Adjusted Scheduled Activity (UDA)	
	2019	2020
April	62	41
May	118	115
June	159	182
July	241	
August	358	
September	432	
October	526	
November	588	
December	641	
January	677	
February	746	
March	814	
April	841	
May	841	
June	841	

QUALITY

	Quantity	Base Number	Contract	AT	Region	England
% of FP17s for the same patient ID Re-attending within 3 months - Children	8	71	11.3%	9.0%	10.6%	11.4%
% of FP17s for the same patient ID Re-attending within 3 months - Adults	2	54	3.7%	13.8%	15.2%	15.4%
% of FP17s for the same patient ID Re-attending between 3 & 9 months - Children	33	71	46.5%	63.0%	62.3%	59.8%
% of FP17s for the same patient ID Re-attending between 3 & 9 months - Adults	6	54	11.1%	53.8%	53.3%	52.1%
% of FP17s for Band 1 Urgent Courses	31	106	29.2%	9.3%	9.7%	9.2%
% of FP17s Relating to Free Repair or Replacements	0	106	0.0%	0.7%	0.6%	0.7%
% of FP17s Relating to Continuations	0	106	0.0%	0.9%	0.8%	0.8%
% of Patients satisfied with the dentistry they have received	0	0	N/A	93.5%	93.4%	93.4%
% of Patients satisfied with the time they had to wait for an appointment	0	0	N/A	89.0%	86.8%	87.6%

* This is based on patients treated on this contract for their most recent course of treatment. Figures in italics indicate the base number of FP17s or Patient Questionnaire responses are less than 100. N/A is shown where the base number of responses is less than 10 during the period. % is calculated as Quantity/Base number*100

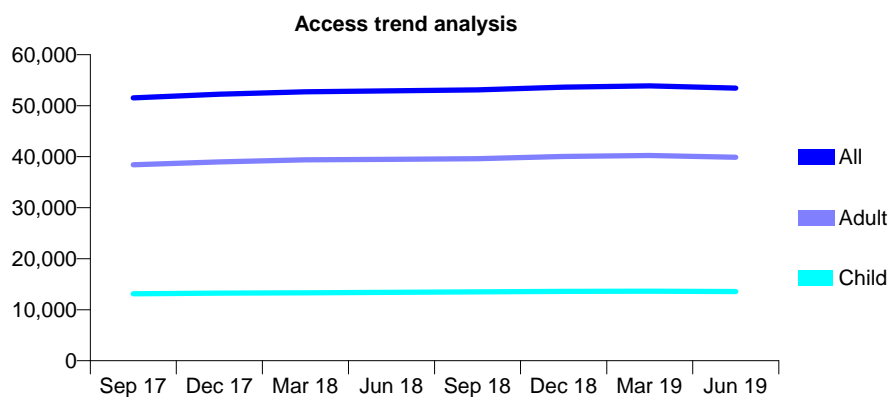
Q65 - Vital Signs At a Glance Contract Report for 196703/0001 - June 2019

Name or company name	D A & C Houston & Associates
Contract type name	GDS Contract
Purpose of contract	General
Contract start date	01/10/2013
Contract end date	

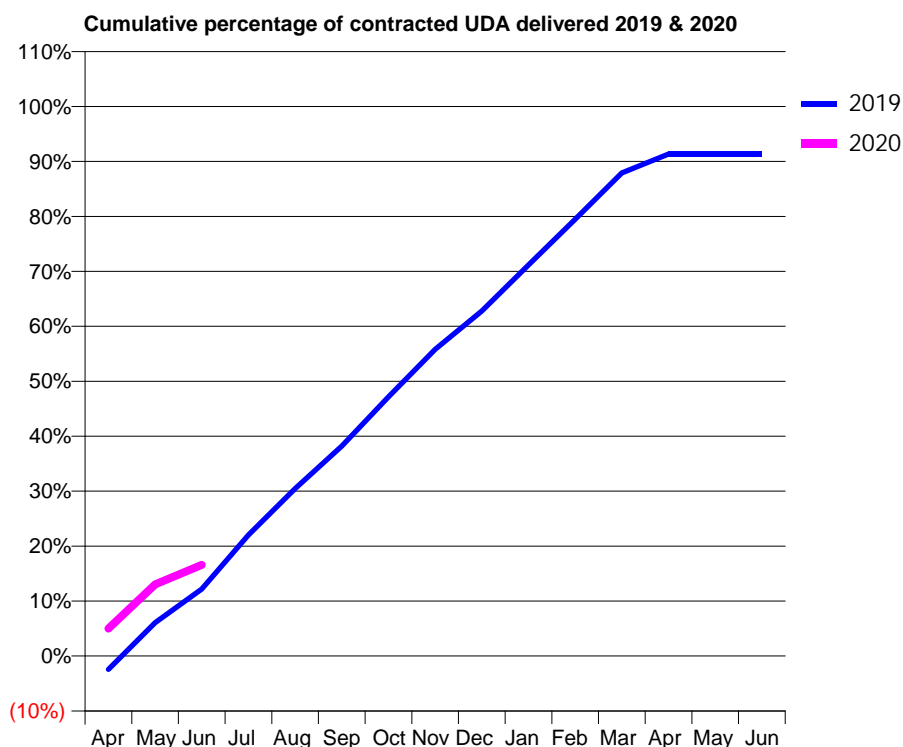
19/20 Contracted general activity (UDA)	168,355
Carry forward general activity (UDA)	0
19/20 Contracted orthodontic activity (UOA)	0
Carry forward orthodontic activity (UOA)	0
Baseline contract value	£4,342,413.24

ACCESS*

Patients seen in 24 months	Total	Change since previous quarter
Quarter ending June 2018	52,899	
Quarter ending September 2018	53,119	→
Quarter ending December 2018	53,644	→
Quarter ending March 2019	53,878	→
Quarter ending June 2019	53,442	→
Variance since June 2018	1.0%	→



ACTIVITY



Month	Adjusted Scheduled Activity (UDA)	
	2019	2020
April	-4,150	8,421
May	10,287	21,974
June	20,652	27,943
July	37,351	
August	51,632	
September	64,699	
October	79,906	
November	94,582	
December	106,370	
January	120,591	
February	134,700	
March	148,960	
April	154,772	
May	154,798	
June	154,796	

QUALITY

	Quantity	Base Number	Contract	AT	Region	England
% of FP17s for the same patient ID Re-attending within 3 months - Children	338	4,817	7.0%	9.0%	10.6%	11.4%
% of FP17s for the same patient ID Re-attending within 3 months - Adults	2,002	12,992	15.4%	13.8%	15.2%	15.4%
% of FP17s for the same patient ID Re-attending between 3 & 9 months - Children	3,380	4,817	70.2%	63.0%	62.3%	59.8%
% of FP17s for the same patient ID Re-attending between 3 & 9 months - Adults	8,267	12,992	63.6%	53.8%	53.3%	52.1%
% of FP17s for Band 1 Urgent Courses	1,326	13,949	9.5%	9.3%	9.7%	9.2%
% of FP17s Relating to Free Repair or Replacements	123	13,949	0.9%	0.7%	0.6%	0.7%
% of FP17s Relating to Continuations	227	13,949	1.6%	0.9%	0.8%	0.8%
% of Patients satisfied with the dentistry they have received	55	55	100.0%	93.5%	93.4%	93.4%
% of Patients satisfied with the time they had to wait for an appointment	54	55	98.2%	89.0%	86.8%	87.6%

* This is based on patients treated on this contract for their most recent course of treatment. Figures in italics indicate the base number of FP17s or Patient Questionnaire responses are less than 100. N/A is shown where the base number of responses is less than 10 during the period. % is calculated as Quantity/Base number*100

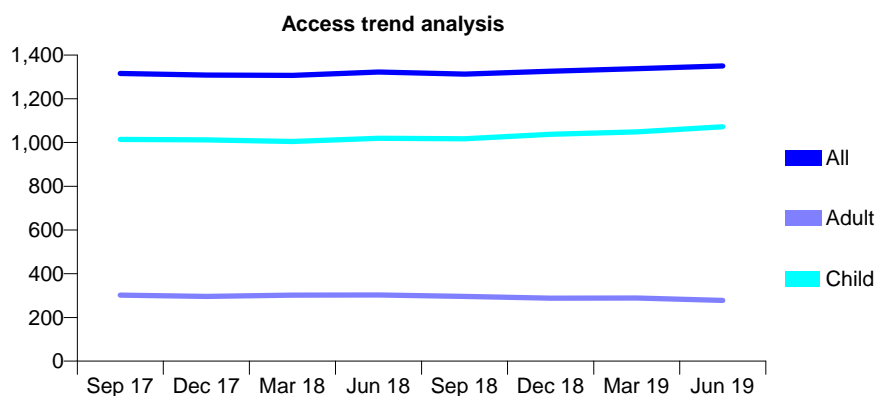
Q65 - Vital Signs At a Glance Contract Report for 197963/0001 - June 2019

Name or company name	Linden House Dental Practice
Contract type name	GDS Contract
Purpose of contract	General and Orthodontic
Contract start date	01/02/2011
Contract end date	

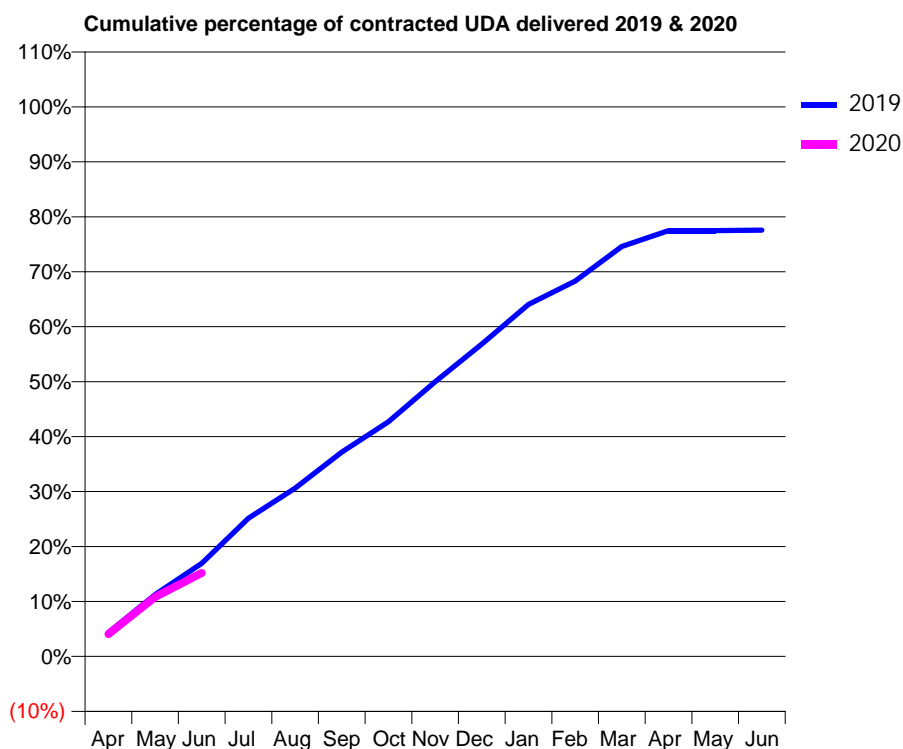
19/20 Contracted general activity (UDA)	3,702
Carry forward general activity (UDA)	0
19/20 Contracted orthodontic activity (UOA)	79
Carry forward orthodontic activity (UOA)	0
Baseline contract value	£117,722.53

ACCESS*

Patients seen in 24 months	Total	Change since previous quarter
Quarter ending June 2018	1,322	
Quarter ending September 2018	1,313	→
Quarter ending December 2018	1,326	→
Quarter ending March 2019	1,338	→
Quarter ending June 2019	1,350	→
Variance since June 2018	2.1%	↑



ACTIVITY



Month	2019	2020
April	161	150
May	417	400
June	628	563
July	931	
August	1,133	
September	1,376	
October	1,581	
November	1,850	
December	2,104	
January	2,372	
February	2,528	
March	2,761	
April	2,868	
May	2,868	
June	2,872	

QUALITY

	Quantity	Base Number	Contract	AT	Region	England
% of FP17s for the same patient ID Re-attending within 3 months - Children	9	418	2.2%	9.0%	10.6%	11.4%
% of FP17s for the same patient ID Re-attending within 3 months - Adults	9	70	12.9%	13.8%	15.2%	15.4%
% of FP17s for the same patient ID Re-attending between 3 & 9 months - Children	303	418	72.5%	63.0%	62.3%	59.8%
% of FP17s for the same patient ID Re-attending between 3 & 9 months - Adults	51	70	72.9%	53.8%	53.3%	52.1%
% of FP17s for Band 1 Urgent Courses	5	401	1.2%	9.3%	9.7%	9.2%
% of FP17s Relating to Free Repair or Replacements	0	401	0.0%	0.7%	0.6%	0.7%
% of FP17s Relating to Continuations	0	401	0.0%	0.9%	0.8%	0.8%
% of Patients satisfied with the dentistry they have received	1	1	N/A	93.5%	93.4%	93.4%
% of Patients satisfied with the time they had to wait for an appointment	1	1	N/A	89.0%	86.8%	87.6%

* This is based on patients treated on this contract for their most recent course of treatment. Figures in italics indicate the base number of FP17s or Patient Questionnaire responses are less than 100. N/A is shown where the base number of responses is less than 10 during the period. % is calculated as Quantity/Base number*100

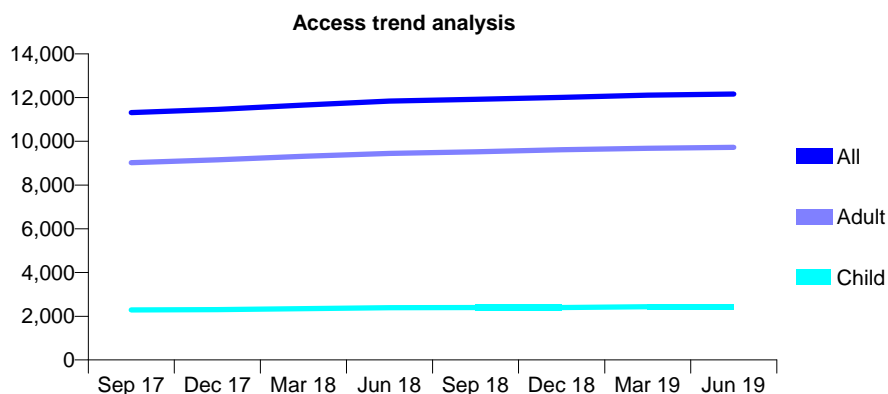
Q65 - Vital Signs At a Glance Contract Report for 198587/0001 - June 2019

Name or company name	Cheddar Dental Practice
Contract type name	GDS Contract
Purpose of contract	General
Contract start date	01/08/2014
Contract end date	

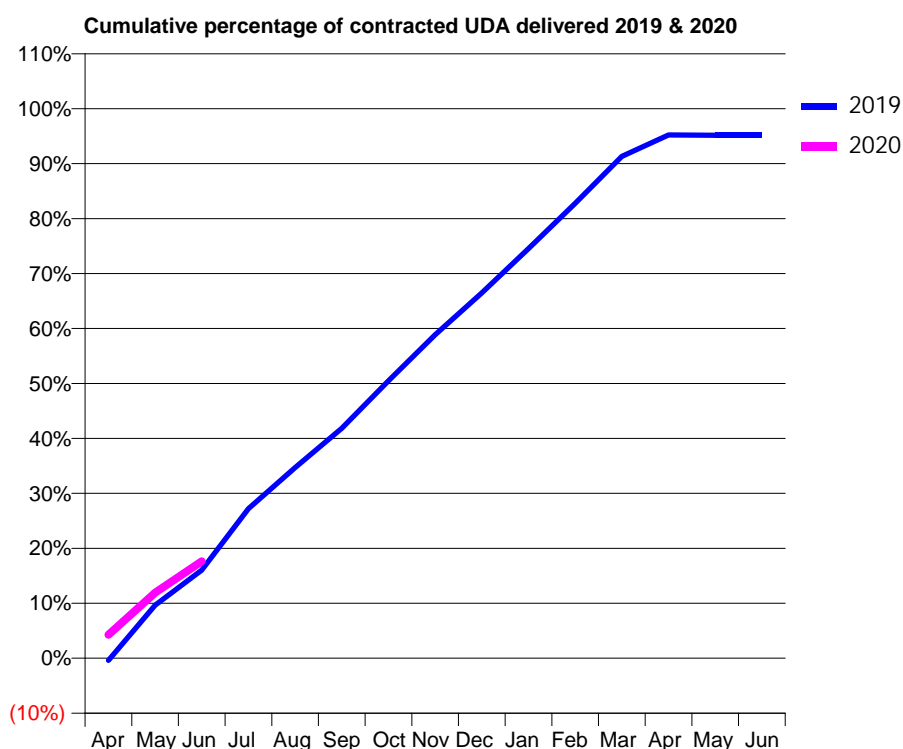
19/20 Contracted general activity (UDA)	29,758
Carry forward general activity (UDA)	0
19/20 Contracted orthodontic activity (UOA)	0
Carry forward orthodontic activity (UOA)	0
Baseline contract value	£674,749.88

ACCESS*

Patients seen in 24 months	Total	Change since previous quarter
Quarter ending June 2018	11,839	
Quarter ending September 2018	11,922	→
Quarter ending December 2018	12,011	→
Quarter ending March 2019	12,114	→
Quarter ending June 2019	12,160	→
Variance since June 2018	2.7%	↑



ACTIVITY



Month	2019	2020
April	-125	1,275
May	2,875	3,550
June	4,768	5,246
July	8,100	
August	10,321	
September	12,443	
October	15,024	
November	17,516	
December	19,781	
January	22,183	
February	24,636	
March	27,168	
April	28,332	
May	28,318	
June	28,321	

QUALITY

	Quantity	Base Number	Contract	AT	Region	England
% of FP17s for the same patient ID Re-attending within 3 months - Children	68	968	7.0%	9.0%	10.6%	11.4%
% of FP17s for the same patient ID Re-attending within 3 months - Adults	436	3,248	13.4%	13.8%	15.2%	15.4%
% of FP17s for the same patient ID Re-attending between 3 & 9 months - Children	708	968	73.1%	63.0%	62.3%	59.8%
% of FP17s for the same patient ID Re-attending between 3 & 9 months - Adults	1,538	3,248	47.4%	53.8%	53.3%	52.1%
% of FP17s for Band 1 Urgent Courses	271	2,971	9.1%	9.3%	9.7%	9.2%
% of FP17s Relating to Free Repair or Replacements	28	2,971	0.9%	0.7%	0.6%	0.7%
% of FP17s Relating to Continuations	25	2,971	0.8%	0.9%	0.8%	0.8%
% of Patients satisfied with the dentistry they have received	16	17	94.1%	93.5%	93.4%	93.4%
% of Patients satisfied with the time they had to wait for an appointment	17	17	100.0%	89.0%	86.8%	87.6%

* This is based on patients treated on this contract for their most recent course of treatment.

Figures in italics indicate the base number of FP17s or Patient Questionnaire responses are less than 100. N/A is shown where the base number of responses is less than 10 during the period. % is calculated as Quantity/Base number*100

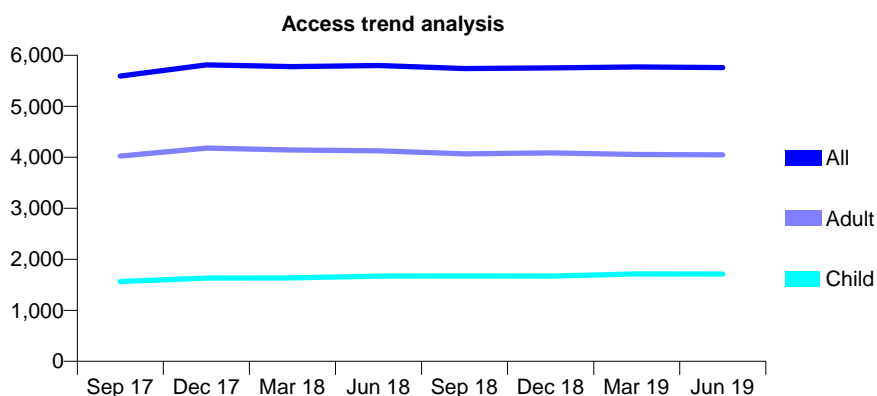
Q65 - Vital Signs At a Glance Contract Report for 199311/0001 - June 2019

Name or company name	Watersedge Blue Ltd
Contract type name	GDS Contract
Purpose of contract	General
Contract start date	01/09/2010
Contract end date	

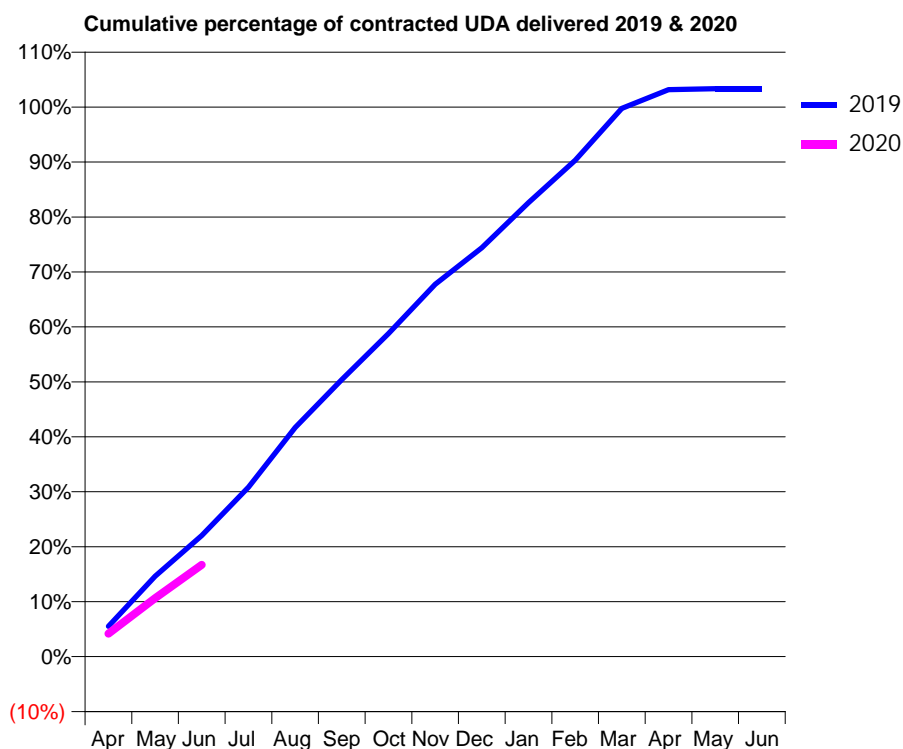
19/20 Contracted general activity (UDA)	14,000
Carry forward general activity (UDA)	0
19/20 Contracted orthodontic activity (UOA)	0
Carry forward orthodontic activity (UOA)	0
Baseline contract value	£377,371.10

ACCESS*

Patients seen in 24 months	Total	Change since previous quarter
Quarter ending June 2018	5,800	
Quarter ending September 2018	5,740	↓
Quarter ending December 2018	5,753	→
Quarter ending March 2019	5,770	→
Quarter ending June 2019	5,758	→
Variance since June 2018	(0.7%)	→



ACTIVITY



Month	Adjusted Scheduled Activity (UDA)	
	2019	2020
April	773	587
May	2,049	1,489
June	3,083	2,338
July	4,317	
August	5,834	
September	7,055	
October	8,231	
November	9,484	
December	10,414	
January	11,566	
February	12,642	
March	13,964	
April	14,445	
May	14,467	
June	14,467	

QUALITY

	Quantity	Base Number	Contract	AT	Region	England
% of FP17s for the same patient ID Re-attending within 3 months - Children	91	605	15.0%	9.0%	10.6%	11.4%
% of FP17s for the same patient ID Re-attending within 3 months - Adults	165	1,117	14.8%	13.8%	15.2%	15.4%
% of FP17s for the same patient ID Re-attending between 3 & 9 months - Children	323	605	53.4%	63.0%	62.3%	59.8%
% of FP17s for the same patient ID Re-attending between 3 & 9 months - Adults	566	1,117	50.7%	53.8%	53.3%	52.1%
% of FP17s for Band 1 Urgent Courses	86	1,293	6.7%	9.3%	9.7%	9.2%
% of FP17s Relating to Free Repair or Replacements	11	1,293	0.9%	0.7%	0.6%	0.7%
% of FP17s Relating to Continuations	18	1,293	1.4%	0.9%	0.8%	0.8%
% of Patients satisfied with the dentistry they have received	5	5	N/A	93.5%	93.4%	93.4%
% of Patients satisfied with the time they had to wait for an appointment	5	5	N/A	89.0%	86.8%	87.6%

* This is based on patients treated on this contract for their most recent course of treatment. Figures in italics indicate the base number of FP17s or Patient Questionnaire responses are less than 100. N/A is shown where the base number of responses is less than 10 during the period. % is calculated as Quantity/Base number*100

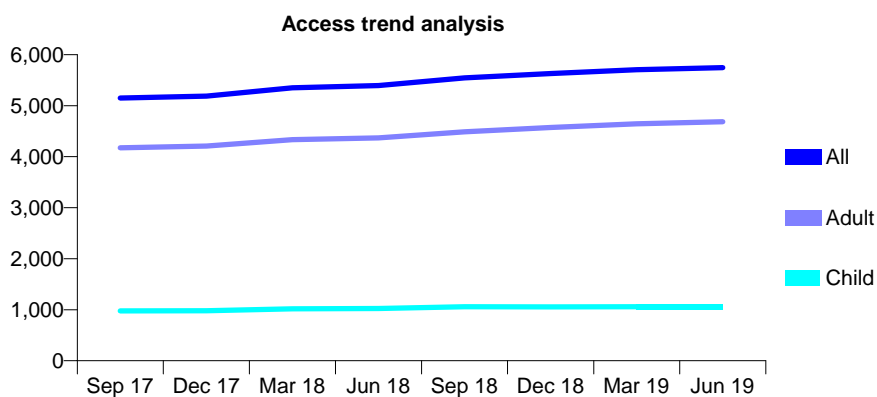
Q65 - Vital Signs At a Glance Contract Report for 199311/0002 - June 2019

Name or company name	Watersedge Blue Ltd
Contract type name	GDS Contract
Purpose of contract	General
Contract start date	01/04/2013
Contract end date	

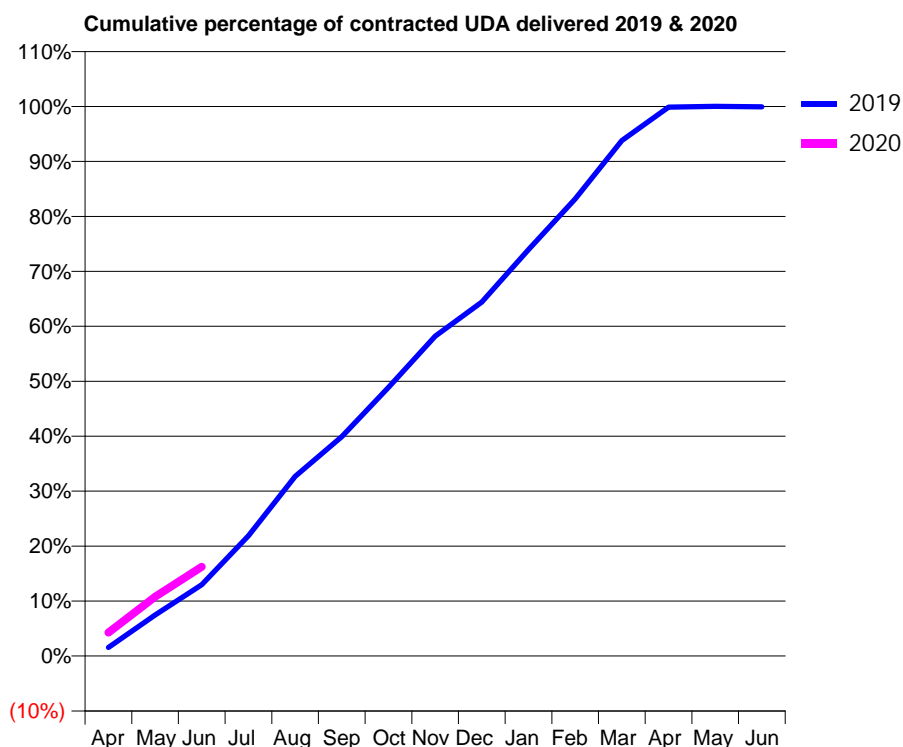
19/20 Contracted general activity (UDA)	18,000
Carry forward general activity (UDA)	0
19/20 Contracted orthodontic activity (UOA)	0
Carry forward orthodontic activity (UOA)	0
Baseline contract value	£552,101.42

ACCESS*

Patients seen in 24 months	Total	Change since previous quarter
Quarter ending June 2018	5,394	
Quarter ending September 2018	5,545	↑
Quarter ending December 2018	5,631	→
Quarter ending March 2019	5,705	→
Quarter ending June 2019	5,745	→
Variance since June 2018	6.5%	↑



ACTIVITY



Month	Adjusted Scheduled Activity (UDA)	
	2019	2020
April	282	772
May	1,346	1,942
June	2,337	2,923
July	3,943	
August	5,884	
September	7,185	
October	8,799	
November	10,477	
December	11,594	
January	13,314	
February	14,978	
March	16,881	
April	17,979	
May	18,002	
June	17,990	

QUALITY

	Quantity	Base Number	Contract	AT	Region	England
% of FP17s for the same patient ID Re-attending within 3 months - Children	25	298	8.4%	9.0%	10.6%	11.4%
% of FP17s for the same patient ID Re-attending within 3 months - Adults	271	1,500	18.1%	13.8%	15.2%	15.4%
% of FP17s for the same patient ID Re-attending between 3 & 9 months - Children	144	298	48.3%	63.0%	62.3%	59.8%
% of FP17s for the same patient ID Re-attending between 3 & 9 months - Adults	799	1,500	53.3%	53.8%	53.3%	52.1%
% of FP17s for Band 1 Urgent Courses	108	1,414	7.6%	9.3%	9.7%	9.2%
% of FP17s Relating to Free Repair or Replacements	23	1,414	1.6%	0.7%	0.6%	0.7%
% of FP17s Relating to Continuations	21	1,414	1.5%	0.9%	0.8%	0.8%
% of Patients satisfied with the dentistry they have received	14	15	93.3%	93.5%	93.4%	93.4%
% of Patients satisfied with the time they had to wait for an appointment	12	15	80.0%	89.0%	86.8%	87.6%

* This is based on patients treated on this contract for their most recent course of treatment.

Figures in italics indicate the base number of FP17s or Patient Questionnaire responses are less than 100. N/A is shown where the base number of responses is less than 10 during the period. % is calculated as Quantity/Base number*100

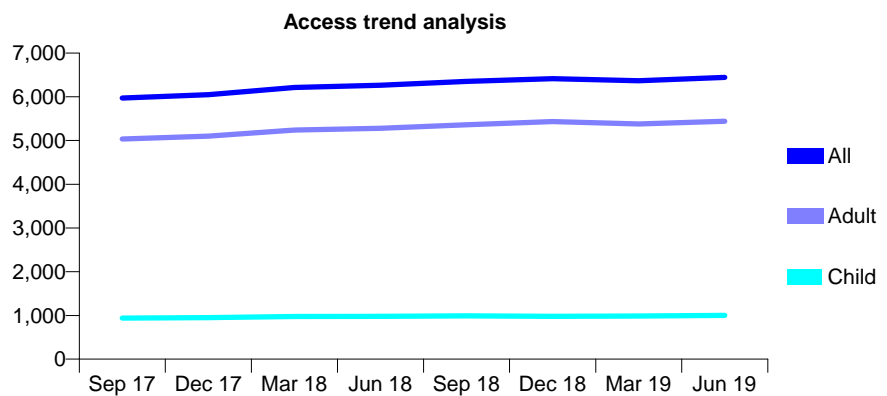
Q65 - Vital Signs At a Glance Contract Report for 199311/0003 - June 2019

Name or company name	Watersedge Blue Ltd
Contract type name	GDS Contract
Purpose of contract	General
Contract start date	01/04/2013
Contract end date	

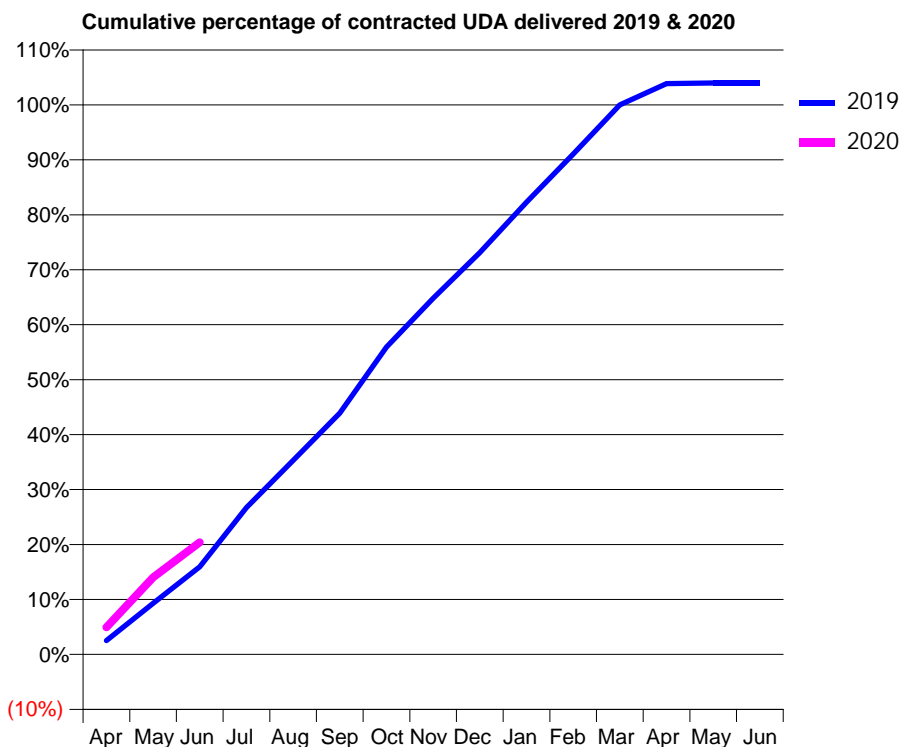
19/20 Contracted general activity (UDA)	19,322
Carry forward general activity (UDA)	0
19/20 Contracted orthodontic activity (UOA)	0
Carry forward orthodontic activity (UOA)	0
Baseline contract value	£592,650.20

ACCESS*

Patients seen in 24 months	Total	Change since previous quarter
Quarter ending June 2018	6,263	
Quarter ending September 2018	6,351	→
Quarter ending December 2018	6,412	→
Quarter ending March 2019	6,366	→
Quarter ending June 2019	6,442	→
Variance since June 2018	2.9%	↑



ACTIVITY



Month	2019	2020
April	488	952
May	1,798	2,706
June	3,083	3,940
July	5,163	
August	6,822	
September	8,483	
October	10,807	
November	12,522	
December	14,125	
January	15,897	
February	17,595	
March	19,320	
April	20,071	
May	20,087	
June	20,090	

QUALITY

	Quantity	Base Number	Contract	AT	Region	England
% of FP17s for the same patient ID Re-attending within 3 months - Children	18	225	8.0%	9.0%	10.6%	11.4%
% of FP17s for the same patient ID Re-attending within 3 months - Adults	242	1,557	15.5%	13.8%	15.2%	15.4%
% of FP17s for the same patient ID Re-attending between 3 & 9 months - Children	78	225	34.7%	63.0%	62.3%	59.8%
% of FP17s for the same patient ID Re-attending between 3 & 9 months - Adults	734	1,557	47.1%	53.8%	53.3%	52.1%
% of FP17s for Band 1 Urgent Courses	187	1,528	12.2%	9.3%	9.7%	9.2%
% of FP17s Relating to Free Repair or Replacements	21	1,528	1.4%	0.7%	0.6%	0.7%
% of FP17s Relating to Continuations	34	1,528	2.2%	0.9%	0.8%	0.8%
% of Patients satisfied with the dentistry they have received	4	6	N/A	93.5%	93.4%	93.4%
% of Patients satisfied with the time they had to wait for an appointment	4	6	N/A	89.0%	86.8%	87.6%

* This is based on patients treated on this contract for their most recent course of treatment. Figures in italics indicate the base number of FP17s or Patient Questionnaire responses are less than 100. N/A is shown where the base number of responses is less than 10 during the period. % is calculated as Quantity/Base number*100

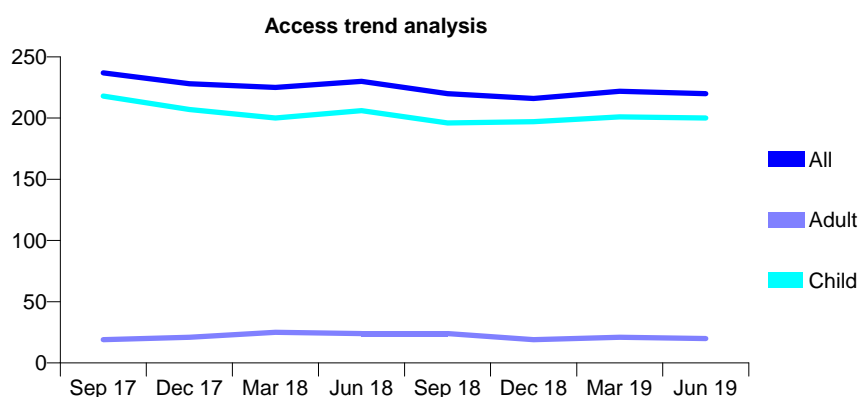
Q65 - Vital Signs At a Glance Contract Report for 199397/0001 - June 2019

Name or company name	Stoke Bishop Dental Centre
Contract type name	GDS Contract
Purpose of contract	General
Contract start date	01/04/2012
Contract end date	

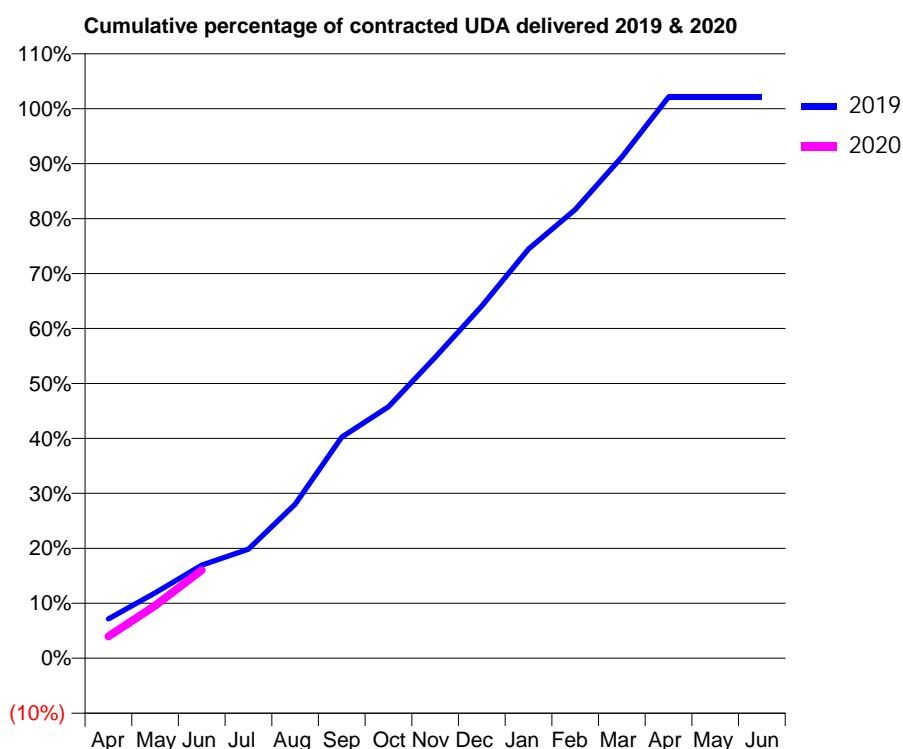
19/20 Contracted general activity (UDA)	378
Carry forward general activity (UDA)	0
19/20 Contracted orthodontic activity (UOA)	0
Carry forward orthodontic activity (UOA)	0
Baseline contract value	£8,742.36

ACCESS*

Patients seen in 24 months	Total	Change since previous quarter
Quarter ending June 2018	230	
Quarter ending September 2018	220	↓
Quarter ending December 2018	216	↓
Quarter ending March 2019	222	↑
Quarter ending June 2019	220	→
Variance since June 2018	(4.3%)	↓



ACTIVITY



Month	2019	2020
April	27	15
May	45	36
June	64	61
July	75	
August	106	
September	152	
October	173	
November	207	
December	242	
January	281	
February	309	
March	345	
April	386	
May	386	
June	386	

QUALITY

	Quantity	Base Number	Contract	AT	Region	England
% of FP17s for the same patient ID Re-attending within 3 months - Children	6	70	8.6%	9.0%	10.6%	11.4%
% of FP17s for the same patient ID Re-attending within 3 months - Adults	0	1	0.0%	13.8%	15.2%	15.4%
% of FP17s for the same patient ID Re-attending between 3 & 9 months - Children	41	70	58.6%	63.0%	62.3%	59.8%
% of FP17s for the same patient ID Re-attending between 3 & 9 months - Adults	1	1	100.0%	53.8%	53.3%	52.1%
% of FP17s for Band 1 Urgent Courses	3	50	6.0%	9.3%	9.7%	9.2%
% of FP17s Relating to Free Repair or Replacements	0	50	0.0%	0.7%	0.6%	0.7%
% of FP17s Relating to Continuations	0	50	0.0%	0.9%	0.8%	0.8%
% of Patients satisfied with the dentistry they have received	1	1	N/A	93.5%	93.4%	93.4%
% of Patients satisfied with the time they had to wait for an appointment	1	1	N/A	89.0%	86.8%	87.6%

* This is based on patients treated on this contract for their most recent course of treatment.

Figures in italics indicate the base number of FP17s or Patient Questionnaire responses are less than 100. N/A is shown where the base number of responses is less than 10 during the period. % is calculated as Quantity/Base number*100

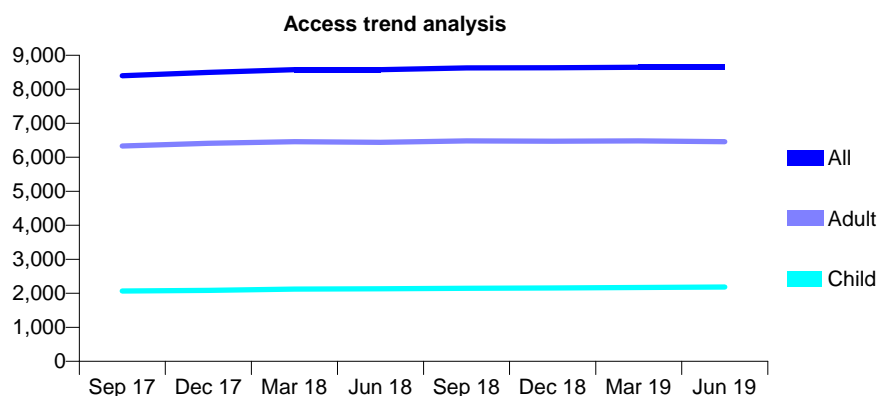
Q65 - Vital Signs At a Glance Contract Report for 199419/0001 - June 2019

Name or company name	Apple Practice Limited
Contract type name	GDS Contract
Purpose of contract	General
Contract start date	01/04/2011
Contract end date	

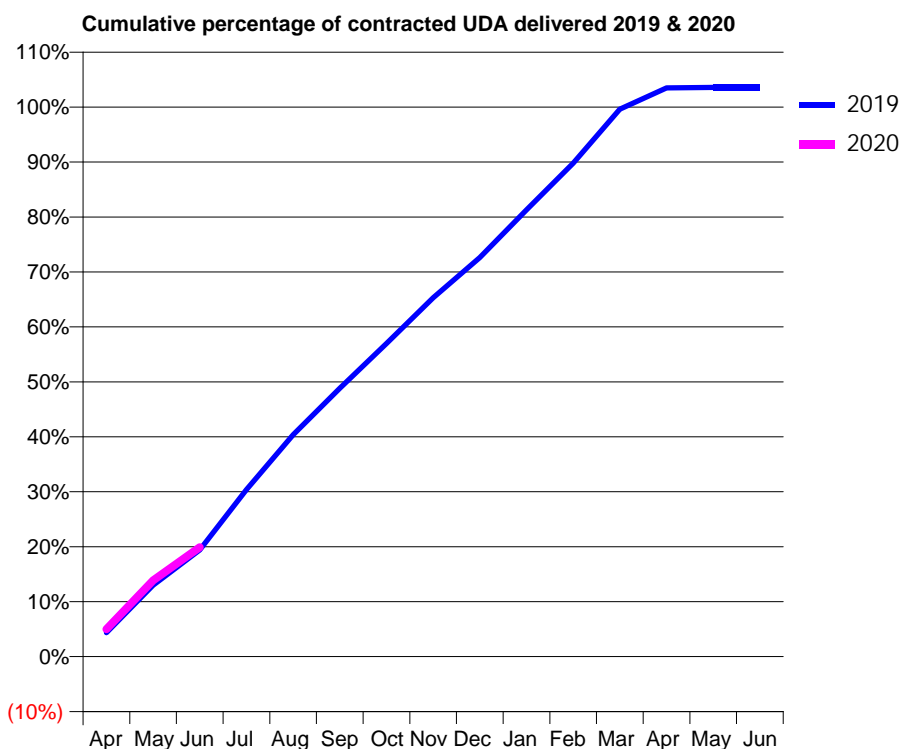
19/20 Contracted general activity (UDA)	21,776
Carry forward general activity (UDA)	0
19/20 Contracted orthodontic activity (UOA)	0
Carry forward orthodontic activity (UOA)	0
Baseline contract value	£589,382.92

ACCESS*

Patients seen in 24 months	Total	Change since previous quarter
Quarter ending June 2018	8,577	
Quarter ending September 2018	8,628	→
Quarter ending December 2018	8,633	→
Quarter ending March 2019	8,650	→
Quarter ending June 2019	8,644	→
Variance since June 2018	0.8%	→



ACTIVITY



Month	Adjusted Scheduled Activity (UDA)	
	2019	2020
April	946	1,093
May	2,836	3,027
June	4,232	4,334
July	6,617	
August	8,790	
September	10,637	
October	12,412	
November	14,225	
December	15,814	
January	17,700	
February	19,557	
March	21,687	
April	22,536	
May	22,551	
June	22,553	

QUALITY

	Quantity	Base Number	Contract	AT	Region	England
% of FP17s for the same patient ID Re-attending within 3 months - Children	51	757	6.7%	9.0%	10.6%	11.4%
% of FP17s for the same patient ID Re-attending within 3 months - Adults	239	2,032	11.8%	13.8%	15.2%	15.4%
% of FP17s for the same patient ID Re-attending between 3 & 9 months - Children	472	757	62.4%	63.0%	62.3%	59.8%
% of FP17s for the same patient ID Re-attending between 3 & 9 months - Adults	1,110	2,032	54.6%	53.8%	53.3%	52.1%
% of FP17s for Band 1 Urgent Courses	167	2,293	7.3%	9.3%	9.7%	9.2%
% of FP17s Relating to Free Repair or Replacements	20	2,293	0.9%	0.7%	0.6%	0.7%
% of FP17s Relating to Continuations	7	2,293	0.3%	0.9%	0.8%	0.8%
% of Patients satisfied with the dentistry they have received	1	2	N/A	93.5%	93.4%	93.4%
% of Patients satisfied with the time they had to wait for an appointment	1	2	N/A	89.0%	86.8%	87.6%

* This is based on patients treated on this contract for their most recent course of treatment. Figures in italics indicate the base number of FP17s or Patient Questionnaire responses are less than 100. N/A is shown where the base number of responses is less than 10 during the period. % is calculated as Quantity/Base number*100

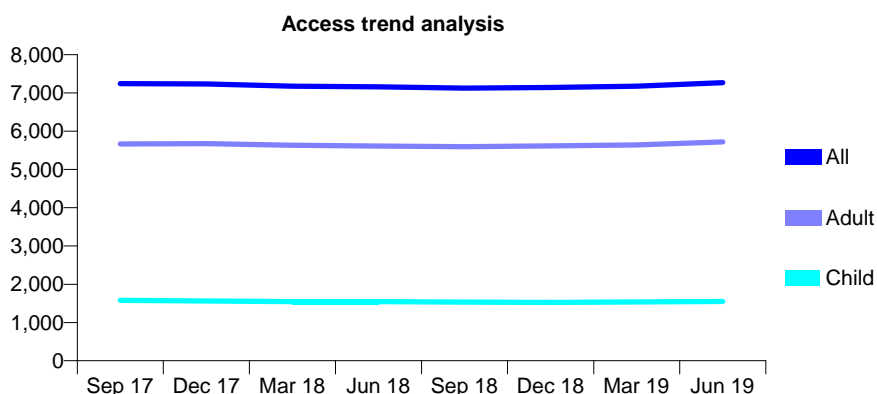
Q65 - Vital Signs At a Glance Contract Report for 199419/0002 - June 2019

Name or company name	Apple Practice Limited
Contract type name	GDS Contract
Purpose of contract	General
Contract start date	01/04/2011
Contract end date	

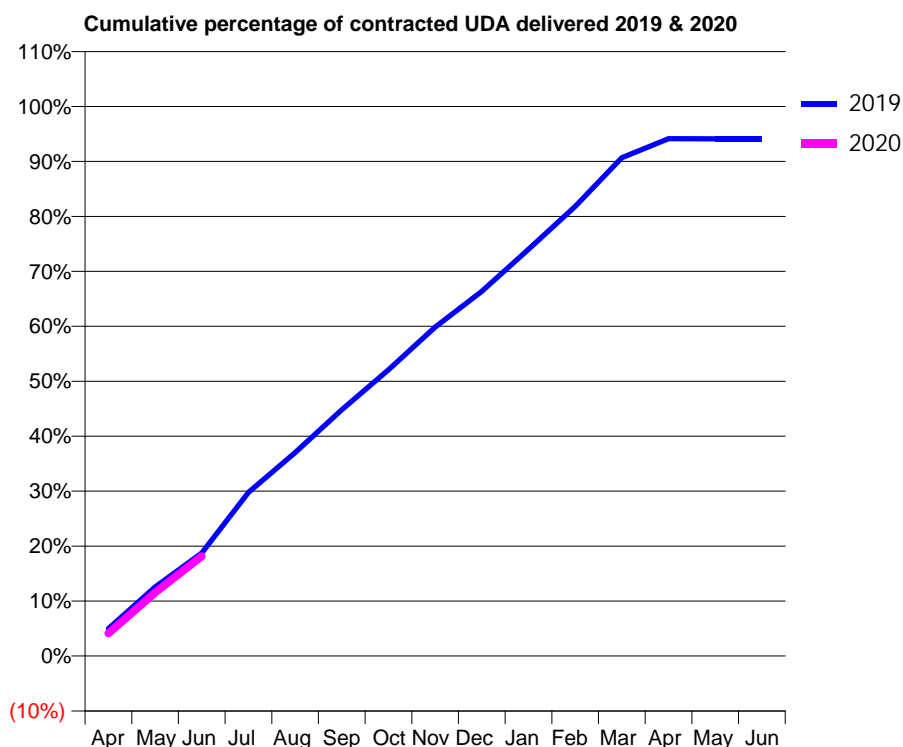
19/20 Contracted general activity (UDA)	20,410
Carry forward general activity (UDA)	0
19/20 Contracted orthodontic activity (UOA)	0
Carry forward orthodontic activity (UOA)	0
Baseline contract value	£585,456.69

ACCESS*

Patients seen in 24 months	Total	Change since previous quarter
Quarter ending June 2018	7,158	
Quarter ending September 2018	7,126	→
Quarter ending December 2018	7,141	→
Quarter ending March 2019	7,177	→
Quarter ending June 2019	7,267	→
Variance since June 2018	1.5%	→



ACTIVITY



Month	Adjusted Scheduled Activity (UDA)	
	2019	2020
April	1,023	846
May	2,569	2,355
June	3,825	3,707
July	6,081	
August	7,555	
September	9,146	
October	10,634	
November	12,216	
December	13,542	
January	15,110	
February	16,699	
March	18,505	
April	19,212	
May	19,204	
June	19,204	

QUALITY

	Quantity	Base Number	Contract	AT	Region	England
% of FP17s for the same patient ID Re-attending within 3 months - Children	26	578	4.5%	9.0%	10.6%	11.4%
% of FP17s for the same patient ID Re-attending within 3 months - Adults	230	1,969	11.7%	13.8%	15.2%	15.4%
% of FP17s for the same patient ID Re-attending between 3 & 9 months - Children	348	578	60.2%	63.0%	62.3%	59.8%
% of FP17s for the same patient ID Re-attending between 3 & 9 months - Adults	1,019	1,969	51.8%	53.8%	53.3%	52.1%
% of FP17s for Band 1 Urgent Courses	214	2,181	9.8%	9.3%	9.7%	9.2%
% of FP17s Relating to Free Repair or Replacements	43	2,181	2.0%	0.7%	0.6%	0.7%
% of FP17s Relating to Continuations	13	2,181	0.6%	0.9%	0.8%	0.8%
% of Patients satisfied with the dentistry they have received	2	2	N/A	93.5%	93.4%	93.4%
% of Patients satisfied with the time they had to wait for an appointment	0	2	N/A	89.0%	86.8%	87.6%

* This is based on patients treated on this contract for their most recent course of treatment. Figures in italics indicate the base number of FP17s or Patient Questionnaire responses are less than 100. N/A is shown where the base number of responses is less than 10 during the period. % is calculated as Quantity/Base number*100

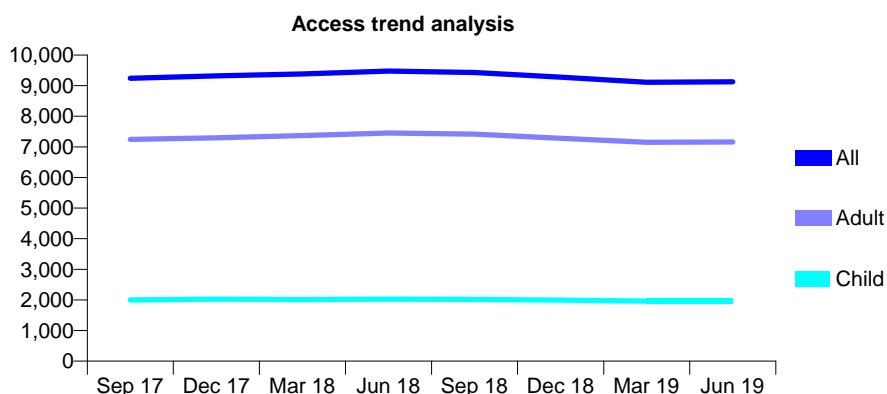
Q65 - Vital Signs At a Glance Contract Report for 199419/0003 - June 2019

Name or company name	Apple Practice Limited
Contract type name	GDS Contract
Purpose of contract	General
Contract start date	01/04/2011
Contract end date	

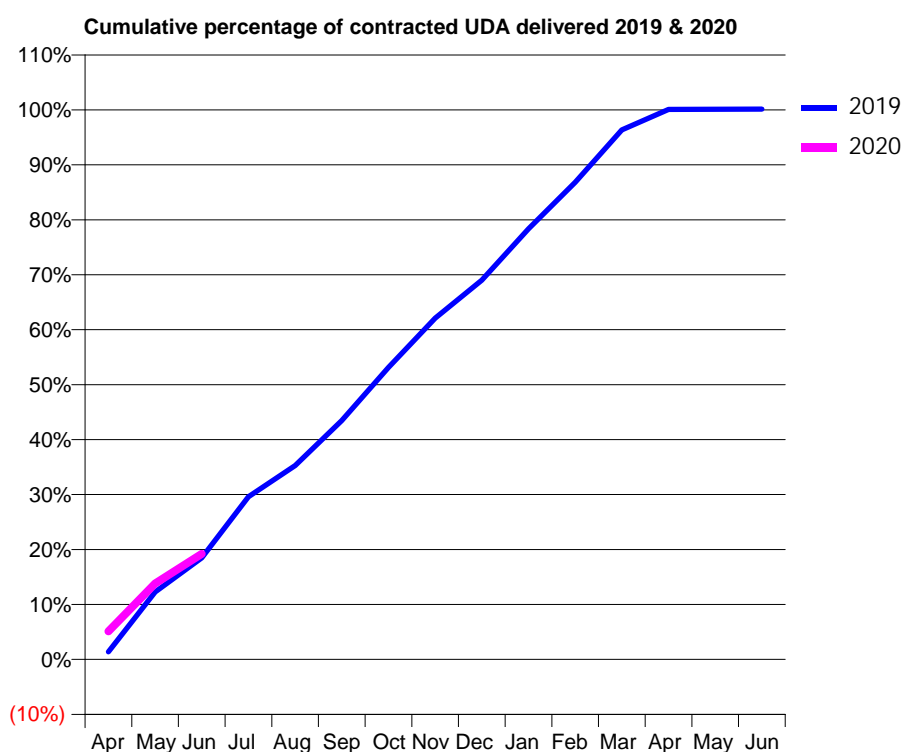
19/20 Contracted general activity (UDA)	20,814
Carry forward general activity (UDA)	0
19/20 Contracted orthodontic activity (UOA)	0
Carry forward orthodontic activity (UOA)	0
Baseline contract value	£620,239.96

ACCESS*

Patients seen in 24 months	Total	Change since previous quarter
Quarter ending June 2018	9,478	
Quarter ending September 2018	9,433	→
Quarter ending December 2018	9,277	↓
Quarter ending March 2019	9,115	↓
Quarter ending June 2019	9,126	→
Variance since June 2018	(3.7%)	↓



ACTIVITY



Month	2019	2020
April	290	1,065
May	2,557	2,874
June	3,844	3,995
July	6,165	
August	7,341	
September	9,049	
October	11,059	
November	12,928	
December	14,364	
January	16,309	
February	18,077	
March	20,052	
April	20,834	
May	20,837	
June	20,840	

QUALITY

	Quantity	Base Number	Contract	AT	Region	England
% of FP17s for the same patient ID Re-attending within 3 months - Children	65	864	7.5%	9.0%	10.6%	11.4%
% of FP17s for the same patient ID Re-attending within 3 months - Adults	313	2,356	13.3%	13.8%	15.2%	15.4%
% of FP17s for the same patient ID Re-attending between 3 & 9 months - Children	541	864	62.6%	63.0%	62.3%	59.8%
% of FP17s for the same patient ID Re-attending between 3 & 9 months - Adults	1,285	2,356	54.5%	53.8%	53.3%	52.1%
% of FP17s for Band 1 Urgent Courses	277	2,508	11.0%	9.3%	9.7%	9.2%
% of FP17s Relating to Free Repair or Replacements	26	2,508	1.0%	0.7%	0.6%	0.7%
% of FP17s Relating to Continuations	9	2,508	0.4%	0.9%	0.8%	0.8%
% of Patients satisfied with the dentistry they have received	5	5	N/A	93.5%	93.4%	93.4%
% of Patients satisfied with the time they had to wait for an appointment	4	5	N/A	89.0%	86.8%	87.6%

* This is based on patients treated on this contract for their most recent course of treatment. Figures in italics indicate the base number of FP17s or Patient Questionnaire responses are less than 100. N/A is shown where the base number of responses is less than 10 during the period. % is calculated as Quantity/Base number*100

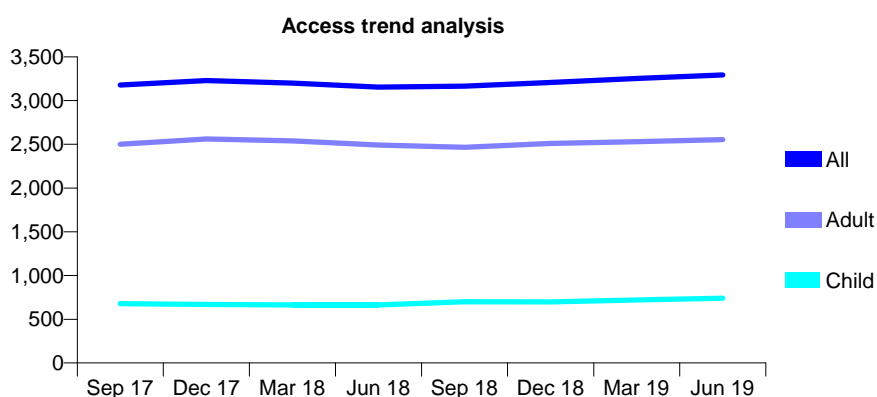
Q65 - Vital Signs At a Glance Contract Report for 199427/0001 - June 2019

Name or company name	Parade Dental Practice Limited
Contract type name	GDS Contract
Purpose of contract	General
Contract start date	01/04/2009
Contract end date	

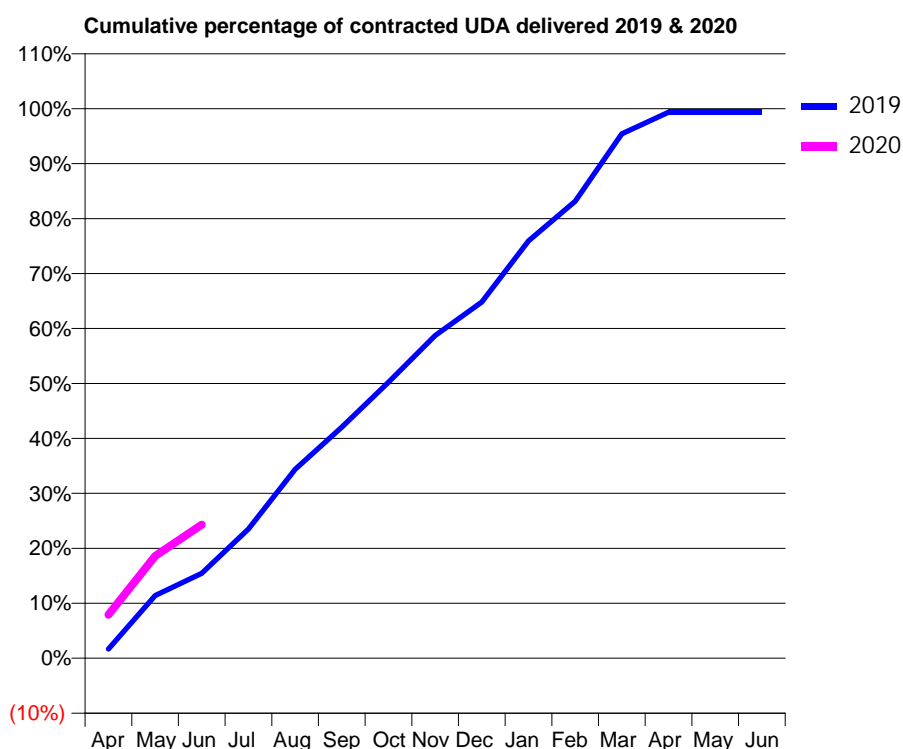
19/20 Contracted general activity (UDA)	7,546
Carry forward general activity (UDA)	0
19/20 Contracted orthodontic activity (UOA)	0
Carry forward orthodontic activity (UOA)	0
Baseline contract value	£208,450.48

ACCESS*

Patients seen in 24 months	Total	Change since previous quarter
Quarter ending June 2018	3,154	
Quarter ending September 2018	3,166	→
Quarter ending December 2018	3,207	→
Quarter ending March 2019	3,252	→
Quarter ending June 2019	3,294	→
Variance since June 2018	4.4%	↑



ACTIVITY



Month	2019	2020
April	127	597
May	861	1,404
June	1,166	1,834
July	1,775	
August	2,593	
September	3,173	
October	3,790	
November	4,430	
December	4,889	
January	5,730	
February	6,274	
March	7,200	
April	7,496	
May	7,496	
June	7,496	

QUALITY

	Quantity	Base Number	Contract	AT	Region	England
% of FP17s for the same patient ID Re-attending within 3 months - Children	25	250	10.0%	9.0%	10.6%	11.4%
% of FP17s for the same patient ID Re-attending within 3 months - Adults	166	731	22.7%	13.8%	15.2%	15.4%
% of FP17s for the same patient ID Re-attending between 3 & 9 months - Children	94	250	37.6%	63.0%	62.3%	59.8%
% of FP17s for the same patient ID Re-attending between 3 & 9 months - Adults	215	731	29.4%	53.8%	53.3%	52.1%
% of FP17s for Band 1 Urgent Courses	119	849	14.0%	9.3%	9.7%	9.2%
% of FP17s Relating to Free Repair or Replacements	5	849	0.6%	0.7%	0.6%	0.7%
% of FP17s Relating to Continuations	10	849	1.2%	0.9%	0.8%	0.8%
% of Patients satisfied with the dentistry they have received	2	2	N/A	93.5%	93.4%	93.4%
% of Patients satisfied with the time they had to wait for an appointment	2	2	N/A	89.0%	86.8%	87.6%

* This is based on patients treated on this contract for their most recent course of treatment.

Figures in italics indicate the base number of FP17s or Patient Questionnaire responses are less than 100. N/A is shown where the base number of responses is less than 10 during the period. % is calculated as Quantity/Base number*100

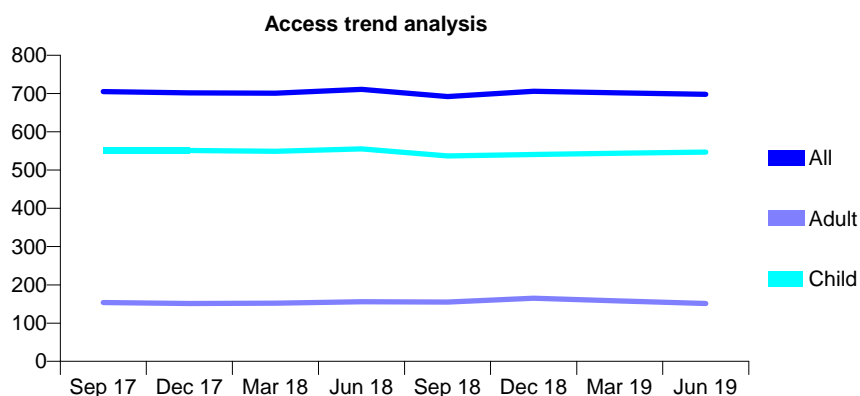
Q65 - Vital Signs At a Glance Contract Report for 210382/0001 - June 2019

Name or company name	K Haas
Contract type name	GDS Contract
Purpose of contract	General
Contract start date	01/04/2006
Contract end date	

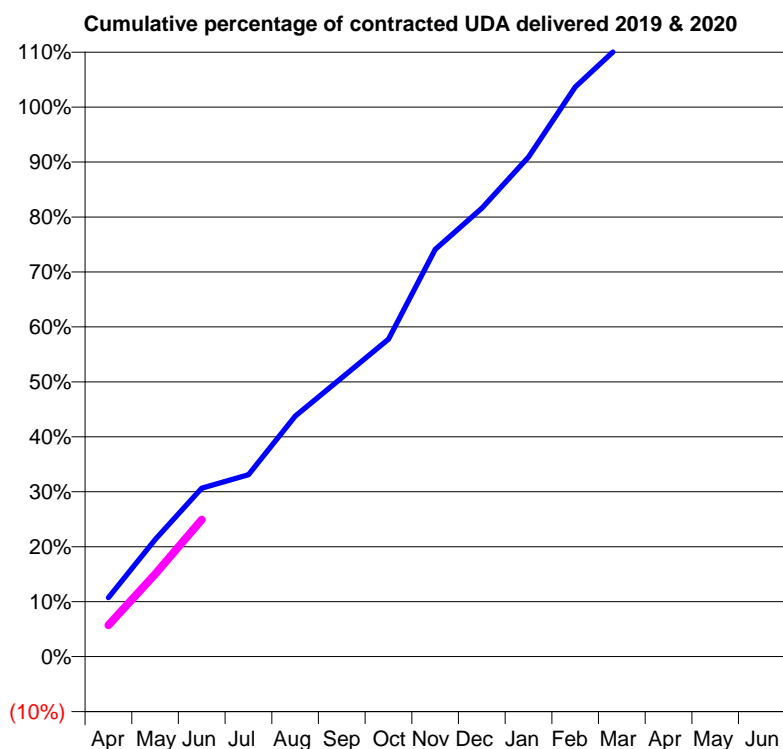
19/20 Contracted general activity (UDA)	1,100
Carry forward general activity (UDA)	0
19/20 Contracted orthodontic activity (UOA)	0
Carry forward orthodontic activity (UOA)	0
Baseline contract value	£25,099.15

ACCESS*

Patients seen in 24 months	Total	Change since previous quarter
Quarter ending June 2018	711	
Quarter ending September 2018	692	↓
Quarter ending December 2018	706	↑
Quarter ending March 2019	702	→
Quarter ending June 2019	698	→
Variance since June 2018	(1.8%)	↓



ACTIVITY



Month	Adjusted Scheduled Activity (UDA)	
	2019	2020
April	118	63
May	234	165
June	337	274
July	364	
August	481	
September	558	
October	635	
November	815	
December	897	
January	1,000	
February	1,140	
March	1,227	
April	1,277	
May	1,277	
June	1,277	

QUALITY

	Quantity	Base Number	Contract	AT	Region	England
% of FP17s for the same patient ID Re-attending within 3 months - Children	11	216	5.1%	9.0%	10.6%	11.4%
% of FP17s for the same patient ID Re-attending within 3 months - Adults	1	27	3.7%	13.8%	15.2%	15.4%
% of FP17s for the same patient ID Re-attending between 3 & 9 months - Children	156	216	72.2%	63.0%	62.3%	59.8%
% of FP17s for the same patient ID Re-attending between 3 & 9 months - Adults	21	27	77.8%	53.8%	53.3%	52.1%
% of FP17s for Band 1 Urgent Courses	0	207	0.0%	9.3%	9.7%	9.2%
% of FP17s Relating to Free Repair or Replacements	0	207	0.0%	0.7%	0.6%	0.7%
% of FP17s Relating to Continuations	1	207	0.5%	0.9%	0.8%	0.8%
% of Patients satisfied with the dentistry they have received	1	1	N/A	93.5%	93.4%	93.4%
% of Patients satisfied with the time they had to wait for an appointment	1	1	N/A	89.0%	86.8%	87.6%

* This is based on patients treated on this contract for their most recent course of treatment. Figures in italics indicate the base number of FP17s or Patient Questionnaire responses are less than 100. N/A is shown where the base number of responses is less than 10 during the period. % is calculated as Quantity/Base number*100

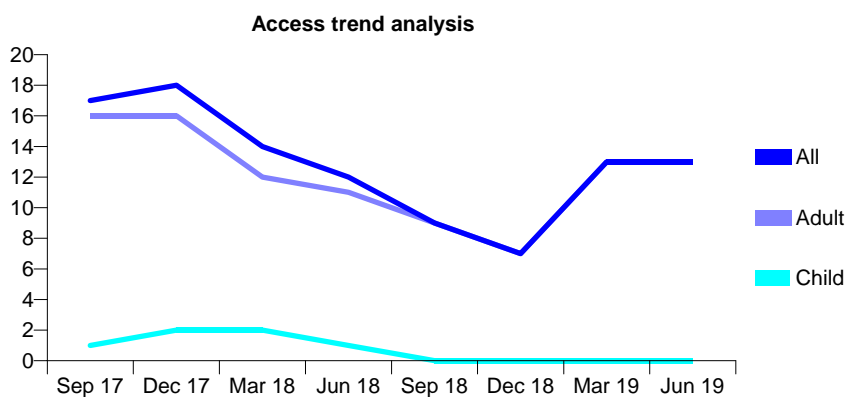
Q65 - Vital Signs At a Glance Contract Report for 220353/0001 - June 2019

Name or company name	MR CN BELL
Contract type name	PDS Contract
Purpose of contract	General
Contract start date	01/04/2006
Contract end date	31/03/2027

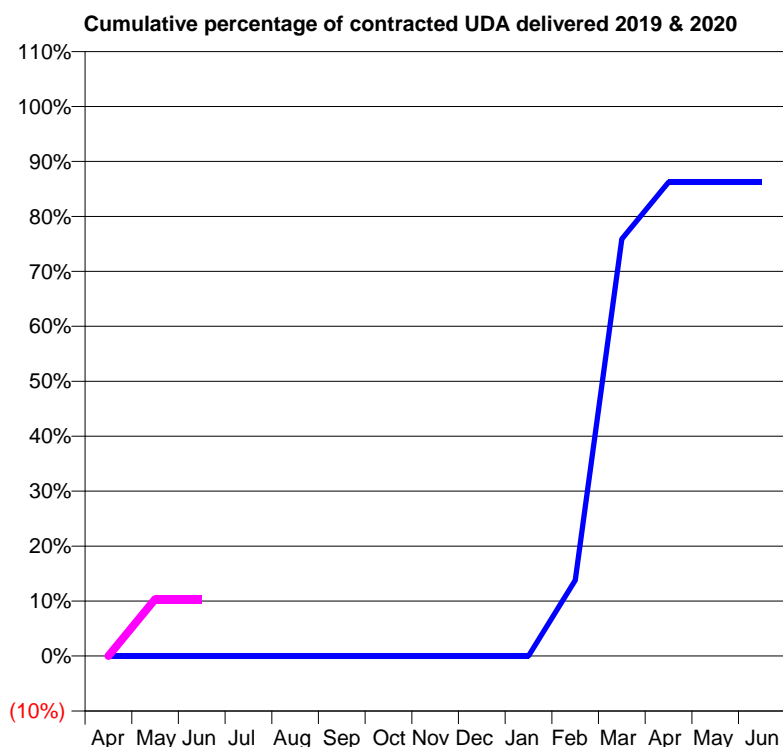
19/20 Contracted general activity (UDA)	29
Carry forward general activity (UDA)	0
19/20 Contracted orthodontic activity (UOA)	0
Carry forward orthodontic activity (UOA)	0
Baseline contract value	£817.60

ACCESS*

Patients seen in 24 months	Total	Change since previous quarter
Quarter ending June 2018	12	
Quarter ending September 2018	9	↓
Quarter ending December 2018	7	↓
Quarter ending March 2019	13	↑
Quarter ending June 2019	13	→
Variance since June 2018	8.3%	↑



ACTIVITY



Month	Adjusted Scheduled Activity (UDA)	
	2019	2020
April	0	0
May	0	3
June	0	3
July	0	
August	0	
September	0	
October	0	
November	0	
December	0	
January	0	
February	4	
March	22	
April	25	
May	25	
June	25	

QUALITY

	Quantity	Base Number	Contract	AT	Region	England
% of FP17s for the same patient ID Re-attending within 3 months - Children	0	0	N/A	9.0%	10.6%	11.4%
% of FP17s for the same patient ID Re-attending within 3 months - Adults	0	2	0.0%	13.8%	15.2%	15.4%
% of FP17s for the same patient ID Re-attending between 3 & 9 months - Children	0	0	N/A	63.0%	62.3%	59.8%
% of FP17s for the same patient ID Re-attending between 3 & 9 months - Adults	0	2	0.0%	53.8%	53.3%	52.1%
% of FP17s for Band 1 Urgent Courses	0	1	0.0%	9.3%	9.7%	9.2%
% of FP17s Relating to Free Repair or Replacements	0	1	0.0%	0.7%	0.6%	0.7%
% of FP17s Relating to Continuations	0	1	0.0%	0.9%	0.8%	0.8%
% of Patients satisfied with the dentistry they have received	0	0	N/A	93.5%	93.4%	93.4%
% of Patients satisfied with the time they had to wait for an appointment	0	0	N/A	89.0%	86.8%	87.6%

* This is based on patients treated on this contract for their most recent course of treatment. Figures in italics indicate the base number of FP17s or Patient Questionnaire responses are less than 100. N/A is shown where the base number of responses is less than 10 during the period. % is calculated as Quantity/Base number*100

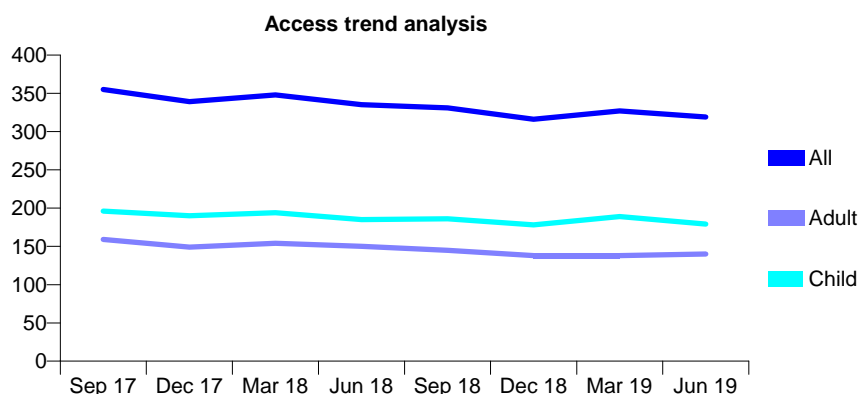
Q65 - Vital Signs At a Glance Contract Report for 220647/0001 - June 2019

Name or company name	Martock Dental Surgery Partnership
Contract type name	GDS Contract
Purpose of contract	General
Contract start date	01/04/2006
Contract end date	

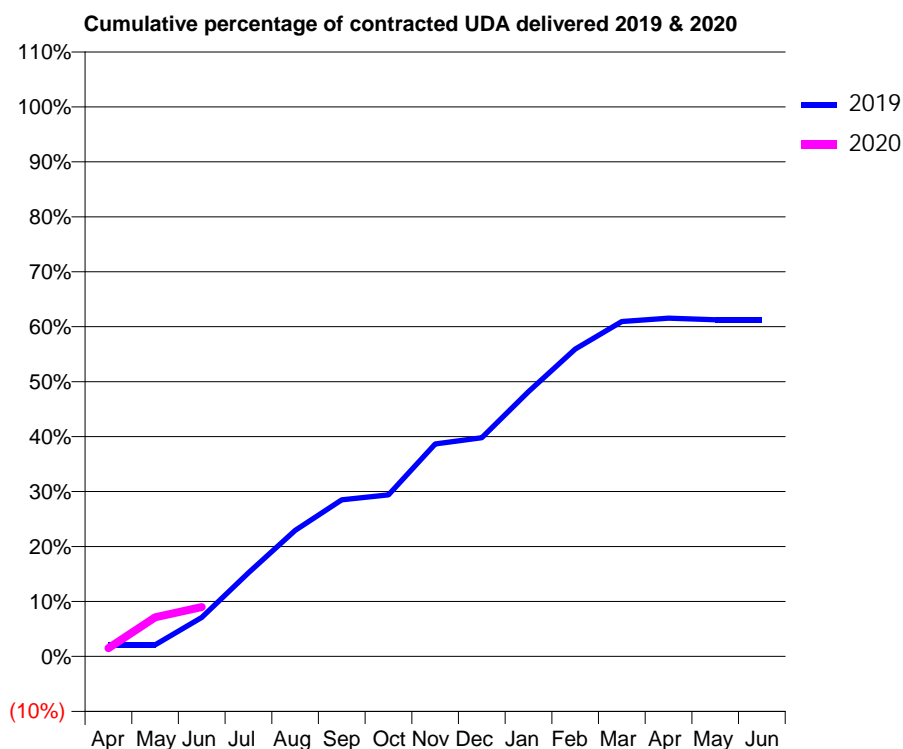
19/20 Contracted general activity (UDA)	1,147
Carry forward general activity (UDA)	0
19/20 Contracted orthodontic activity (UOA)	0
Carry forward orthodontic activity (UOA)	0
Baseline contract value	£26,475.01

ACCESS*

Patients seen in 24 months	Total	Change since previous quarter
Quarter ending June 2018	335	
Quarter ending September 2018	331	↓
Quarter ending December 2018	316	↓
Quarter ending March 2019	327	↑
Quarter ending June 2019	319	↓
Variance since June 2018	(4.8%)	↓



ACTIVITY



Month	2019	2020
April	21	17
May	21	82
June	71	103
July	152	
August	229	
September	285	
October	294	
November	387	
December	398	
January	482	
February	559	
March	609	
April	616	
May	613	
June	613	

QUALITY

	Quantity	Base Number	Contract	AT	Region	England
% of FP17s for the same patient ID Re-attending within 3 months - Children	1	36	2.8%	9.0%	10.6%	11.4%
% of FP17s for the same patient ID Re-attending within 3 months - Adults	5	35	14.3%	13.8%	15.2%	15.4%
% of FP17s for the same patient ID Re-attending between 3 & 9 months - Children	27	36	75.0%	63.0%	62.3%	59.8%
% of FP17s for the same patient ID Re-attending between 3 & 9 months - Adults	23	35	65.7%	53.8%	53.3%	52.1%
% of FP17s for Band 1 Urgent Courses	6	66	9.1%	9.3%	9.7%	9.2%
% of FP17s Relating to Free Repair or Replacements	0	66	0.0%	0.7%	0.6%	0.7%
% of FP17s Relating to Continuations	0	66	0.0%	0.9%	0.8%	0.8%
% of Patients satisfied with the dentistry they have received	0	0	N/A	93.5%	93.4%	93.4%
% of Patients satisfied with the time they had to wait for an appointment	0	0	N/A	89.0%	86.8%	87.6%

* This is based on patients treated on this contract for their most recent course of treatment. Figures in italics indicate the base number of FP17s or Patient Questionnaire responses are less than 100. N/A is shown where the base number of responses is less than 10 during the period. % is calculated as Quantity/Base number*100

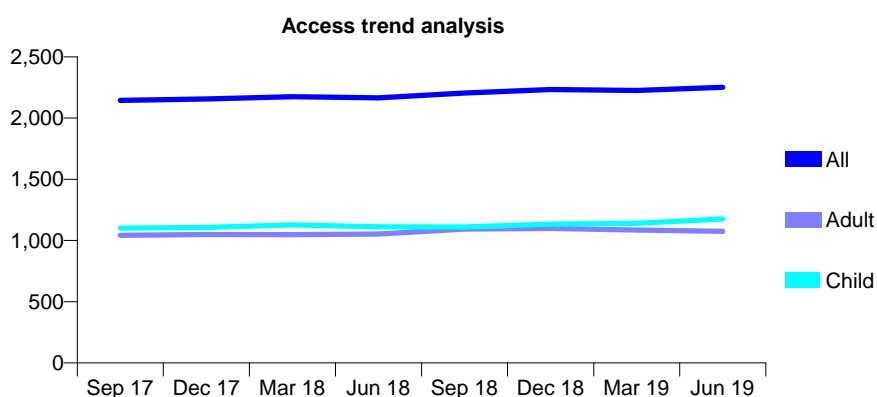
Q65 - Vital Signs At a Glance Contract Report for 222399/0001 - June 2019

Name or company name	Stoke Gifford Dental Surgery
Contract type name	GDS Contract
Purpose of contract	General and Orthodontic
Contract start date	01/04/2006
Contract end date	

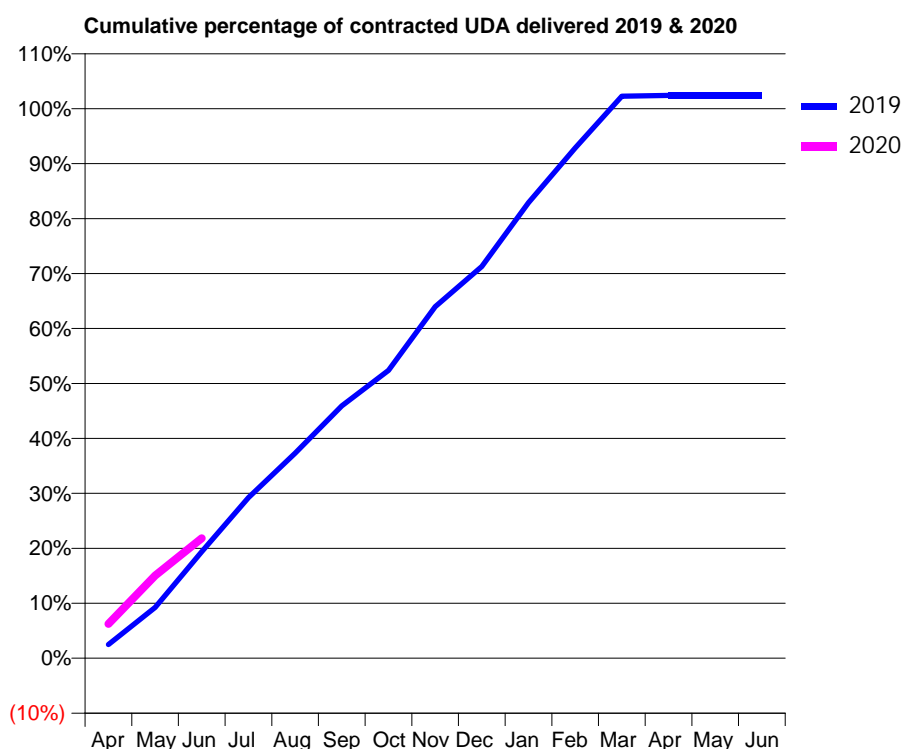
19/20 Contracted general activity (UDA)	5,751
Carry forward general activity (UDA)	0
19/20 Contracted orthodontic activity (UOA)	753
Carry forward orthodontic activity (UOA)	0
Baseline contract value	£190,982.27

ACCESS*

Patients seen in 24 months	Total	Change since previous quarter
Quarter ending June 2018	2,165	
Quarter ending September 2018	2,204	→
Quarter ending December 2018	2,234	→
Quarter ending March 2019	2,225	→
Quarter ending June 2019	2,252	→
Variance since June 2018	4.0%	↑



ACTIVITY



Adjusted Scheduled Activity (UDA)		
Month	2019	2020
April	143	359
May	532	864
June	1,115	1,255
July	1,681	
August	2,145	
September	2,640	
October	3,013	
November	3,678	
December	4,099	
January	4,766	
February	5,340	
March	5,880	
April	5,889	
May	5,890	
June	5,890	

QUALITY

	Quantity	Base Number	Contract	AT	Region	England
% of FP17s for the same patient ID Re-attending within 3 months - Children	57	503	11.3%	9.0%	10.6%	11.4%
% of FP17s for the same patient ID Re-attending within 3 months - Adults	27	296	9.1%	13.8%	15.2%	15.4%
% of FP17s for the same patient ID Re-attending between 3 & 9 months - Children	322	503	64.0%	63.0%	62.3%	59.8%
% of FP17s for the same patient ID Re-attending between 3 & 9 months - Adults	182	296	61.5%	53.8%	53.3%	52.1%
% of FP17s for Band 1 Urgent Courses	46	786	5.9%	9.3%	9.7%	9.2%
% of FP17s Relating to Free Repair or Replacements	6	786	0.8%	0.7%	0.6%	0.7%
% of FP17s Relating to Continuations	1	786	0.1%	0.9%	0.8%	0.8%
% of Patients satisfied with the dentistry they have received	1	1	N/A	93.5%	93.4%	93.4%
% of Patients satisfied with the time they had to wait for an appointment	1	1	N/A	89.0%	86.8%	87.6%

* This is based on patients treated on this contract for their most recent course of treatment.

Figures in italics indicate the base number of FP17s or Patient Questionnaire responses are less than 100. N/A is shown where the base number of responses is less than 10 during the period. % is calculated as Quantity/Base number*100

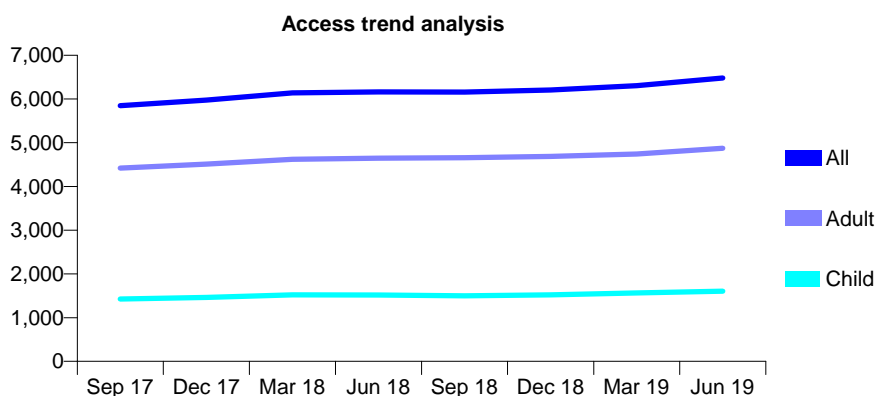
Q65 - Vital Signs At a Glance Contract Report for 251798/0001 - June 2019

Name or company name	MISS KD DAVIES
Contract type name	GDS Contract
Purpose of contract	General
Contract start date	24/01/2014
Contract end date	

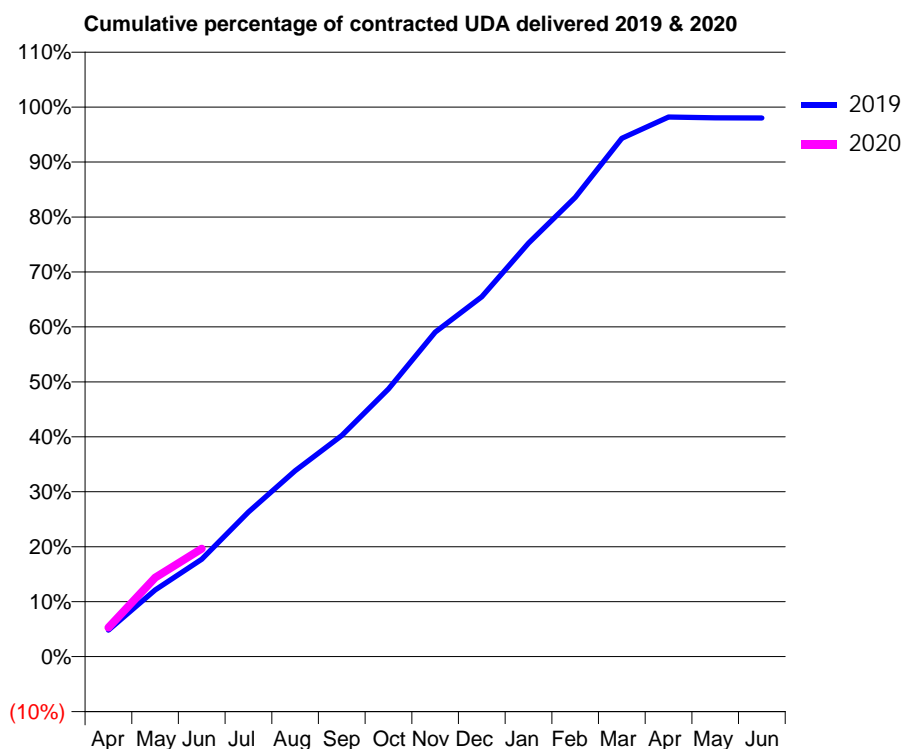
19/20 Contracted general activity (UDA)	14,138
Carry forward general activity (UDA)	0
19/20 Contracted orthodontic activity (UOA)	0
Carry forward orthodontic activity (UOA)	0
Baseline contract value	£379,954.94

ACCESS*

Patients seen in 24 months	Total	Change since previous quarter
Quarter ending June 2018	6,163	
Quarter ending September 2018	6,159	→
Quarter ending December 2018	6,204	→
Quarter ending March 2019	6,304	→
Quarter ending June 2019	6,480	↑
Variance since June 2018	5.1%	↑



ACTIVITY



Month	Adjusted Scheduled Activity (UDA)	
	2019	2020
April	682	748
May	1,718	2,033
June	2,505	2,776
July	3,720	
August	4,781	
September	5,692	
October	6,887	
November	8,349	
December	9,259	
January	10,637	
February	11,814	
March	13,333	
April	13,883	
May	13,861	
June	13,854	

QUALITY

	Quantity	Base Number	Contract	AT	Region	England
% of FP17s for the same patient ID Re-attending within 3 months - Children	56	718	7.8%	9.0%	10.6%	11.4%
% of FP17s for the same patient ID Re-attending within 3 months - Adults	227	1,782	12.7%	13.8%	15.2%	15.4%
% of FP17s for the same patient ID Re-attending between 3 & 9 months - Children	515	718	71.7%	63.0%	62.3%	59.8%
% of FP17s for the same patient ID Re-attending between 3 & 9 months - Adults	1,012	1,782	56.8%	53.8%	53.3%	52.1%
% of FP17s for Band 1 Urgent Courses	129	1,707	7.6%	9.3%	9.7%	9.2%
% of FP17s Relating to Free Repair or Replacements	13	1,707	0.8%	0.7%	0.6%	0.7%
% of FP17s Relating to Continuations	0	1,707	0.0%	0.9%	0.8%	0.8%
% of Patients satisfied with the dentistry they have received	3	3	N/A	93.5%	93.4%	93.4%
% of Patients satisfied with the time they had to wait for an appointment	3	3	N/A	89.0%	86.8%	87.6%

* This is based on patients treated on this contract for their most recent course of treatment. Figures in italics indicate the base number of FP17s or Patient Questionnaire responses are less than 100. N/A is shown where the base number of responses is less than 10 during the period. % is calculated as Quantity/Base number*100

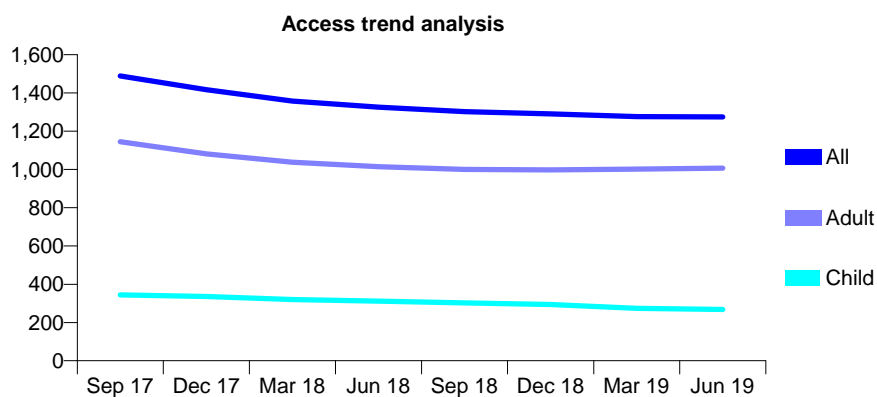
Q65 - Vital Signs At a Glance Contract Report for 322148/0001 - June 2019

Name or company name	MR CP OWEN-ROBERTS
Contract type name	GDS Contract
Purpose of contract	General
Contract start date	01/04/2006
Contract end date	

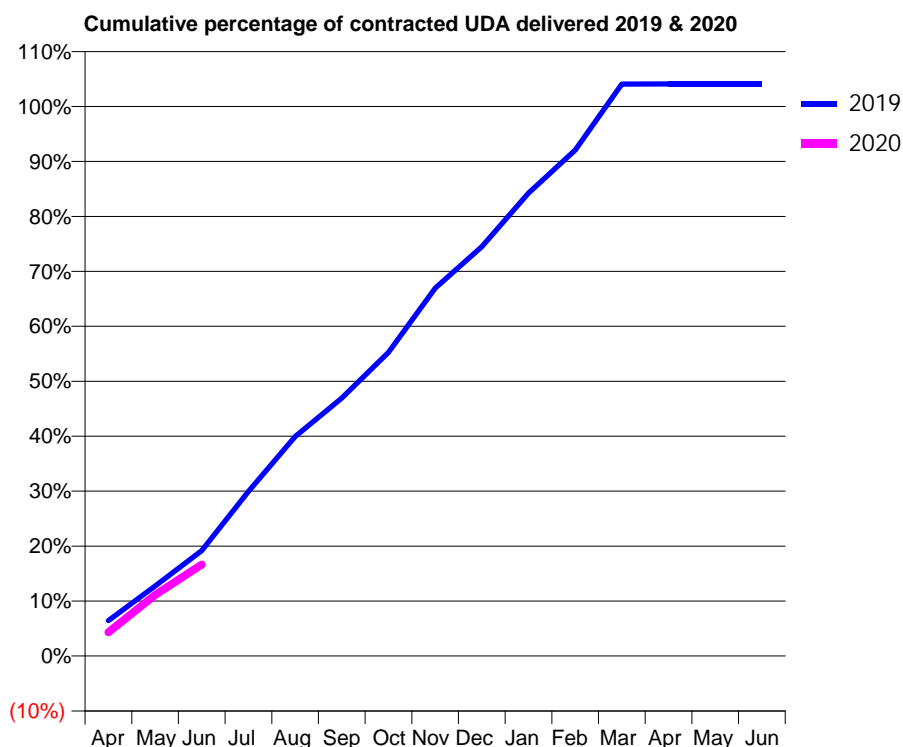
19/20 Contracted general activity (UDA)	4,243
Carry forward general activity (UDA)	0
19/20 Contracted orthodontic activity (UOA)	0
Carry forward orthodontic activity (UOA)	0
Baseline contract value	£106,967.01

ACCESS*

Patients seen in 24 months	Total	Change since previous quarter
Quarter ending June 2018	1,326	
Quarter ending September 2018	1,302	↓
Quarter ending December 2018	1,291	→
Quarter ending March 2019	1,276	↓
Quarter ending June 2019	1,275	→
Variance since June 2018	(3.8%)	↓



ACTIVITY



Month	Adjusted Scheduled Activity (UDA)	
	2019	2020
April	273	184
May	541	471
June	814	707
July	1,271	
August	1,694	
September	1,992	
October	2,345	
November	2,841	
December	3,161	
January	3,574	
February	3,906	
March	4,415	
April	4,416	
May	4,416	
June	4,416	

QUALITY

	Quantity	Base Number	Contract	AT	Region	England
% of FP17s for the same patient ID Re-attending within 3 months - Children	2	94	2.1%	9.0%	10.6%	11.4%
% of FP17s for the same patient ID Re-attending within 3 months - Adults	40	289	13.8%	13.8%	15.2%	15.4%
% of FP17s for the same patient ID Re-attending between 3 & 9 months - Children	68	94	72.3%	63.0%	62.3%	59.8%
% of FP17s for the same patient ID Re-attending between 3 & 9 months - Adults	176	289	60.9%	53.8%	53.3%	52.1%
% of FP17s for Band 1 Urgent Courses	43	381	11.3%	9.3%	9.7%	9.2%
% of FP17s Relating to Free Repair or Replacements	4	381	1.0%	0.7%	0.6%	0.7%
% of FP17s Relating to Continuations	3	381	0.8%	0.9%	0.8%	0.8%
% of Patients satisfied with the dentistry they have received	1	1	N/A	93.5%	93.4%	93.4%
% of Patients satisfied with the time they had to wait for an appointment	1	1	N/A	89.0%	86.8%	87.6%

* This is based on patients treated on this contract for their most recent course of treatment. Figures in italics indicate the base number of FP17s or Patient Questionnaire responses are less than 100. N/A is shown where the base number of responses is less than 10 during the period. % is calculated as Quantity/Base number*100

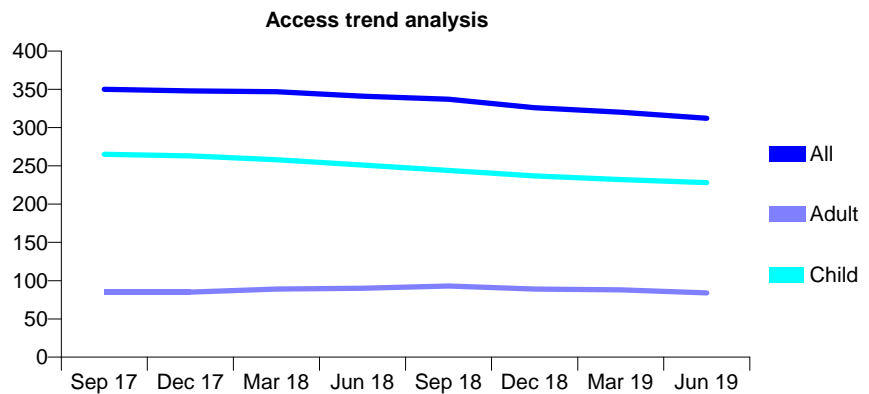
Q65 - Vital Signs At a Glance Contract Report for 322237/0002 - June 2019

Name or company name	MR DC MASON
Contract type name	GDS Contract
Purpose of contract	General
Contract start date	01/04/2006
Contract end date	

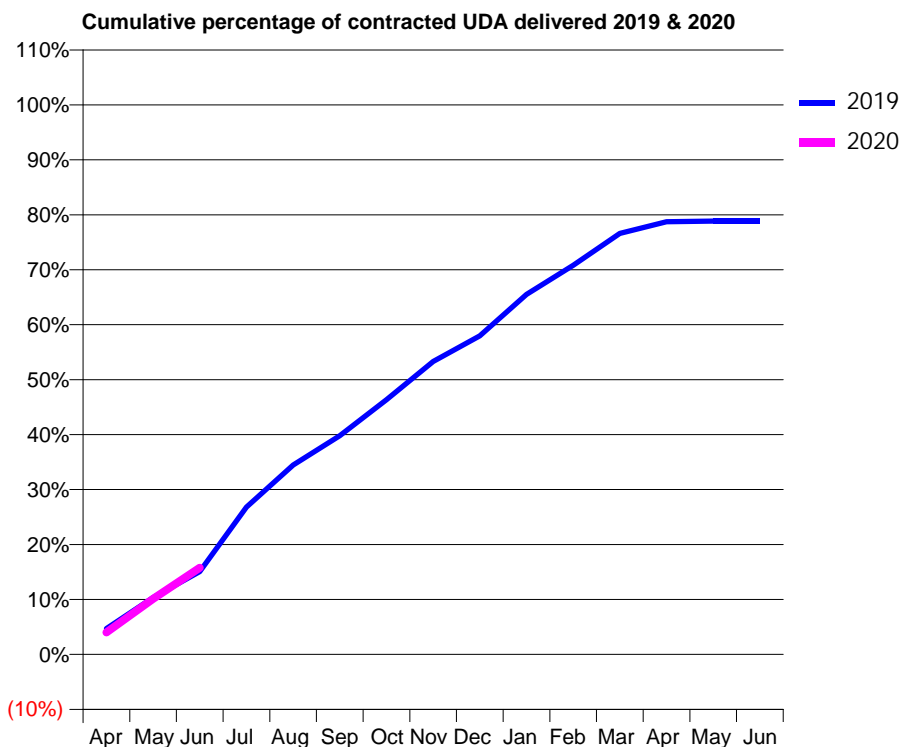
19/20 Contracted general activity (UDA)	850
Carry forward general activity (UDA)	0
19/20 Contracted orthodontic activity (UOA)	0
Carry forward orthodontic activity (UOA)	0
Baseline contract value	£21,457.30

ACCESS*

Patients seen in 24 months	Total	Change since previous quarter
Quarter ending June 2018	341	
Quarter ending September 2018	337	↓
Quarter ending December 2018	326	↓
Quarter ending March 2019	320	↓
Quarter ending June 2019	312	↓
Variance since June 2018	(8.5%)	↓



ACTIVITY



Month	2019	2020
April	40	34
May	88	86
June	128	134
July	228	
August	293	
September	338	
October	394	
November	453	
December	493	
January	557	
February	602	
March	651	
April	669	
May	670	
June	670	

QUALITY

	Quantity	Base Number	Contract	AT	Region	England
% of FP17s for the same patient ID Re-attending within 3 months - Children	4	101	4.0%	9.0%	10.6%	11.4%
% of FP17s for the same patient ID Re-attending within 3 months - Adults	0	22	0.0%	13.8%	15.2%	15.4%
% of FP17s for the same patient ID Re-attending between 3 & 9 months - Children	80	101	79.2%	63.0%	62.3%	59.8%
% of FP17s for the same patient ID Re-attending between 3 & 9 months - Adults	19	22	86.4%	53.8%	53.3%	52.1%
% of FP17s for Band 1 Urgent Courses	1	110	0.9%	9.3%	9.7%	9.2%
% of FP17s Relating to Free Repair or Replacements	0	110	0.0%	0.7%	0.6%	0.7%
% of FP17s Relating to Continuations	0	110	0.0%	0.9%	0.8%	0.8%
% of Patients satisfied with the dentistry they have received	0	0	N/A	93.5%	93.4%	93.4%
% of Patients satisfied with the time they had to wait for an appointment	0	0	N/A	89.0%	86.8%	87.6%

* This is based on patients treated on this contract for their most recent course of treatment. Figures in italics indicate the base number of FP17s or Patient Questionnaire responses are less than 100. N/A is shown where the base number of responses is less than 10 during the period. % is calculated as Quantity/Base number*100

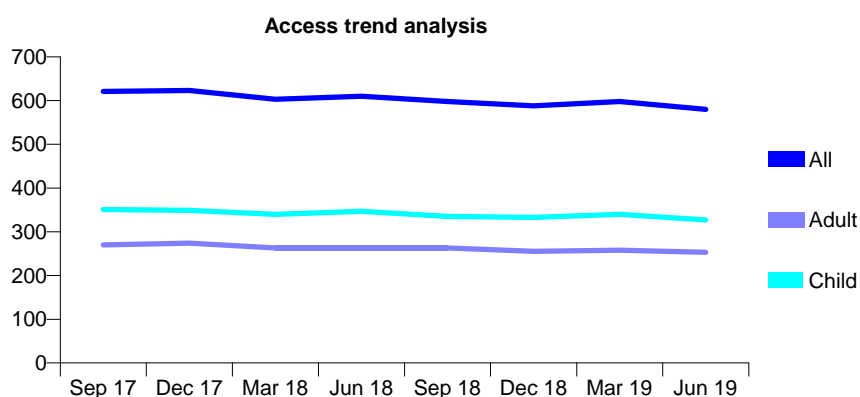
Q65 - Vital Signs At a Glance Contract Report for 328316/0001 - June 2019

Name or company name	The Dental Surgery Clifton
Contract type name	GDS Contract
Purpose of contract	General
Contract start date	01/04/2006
Contract end date	

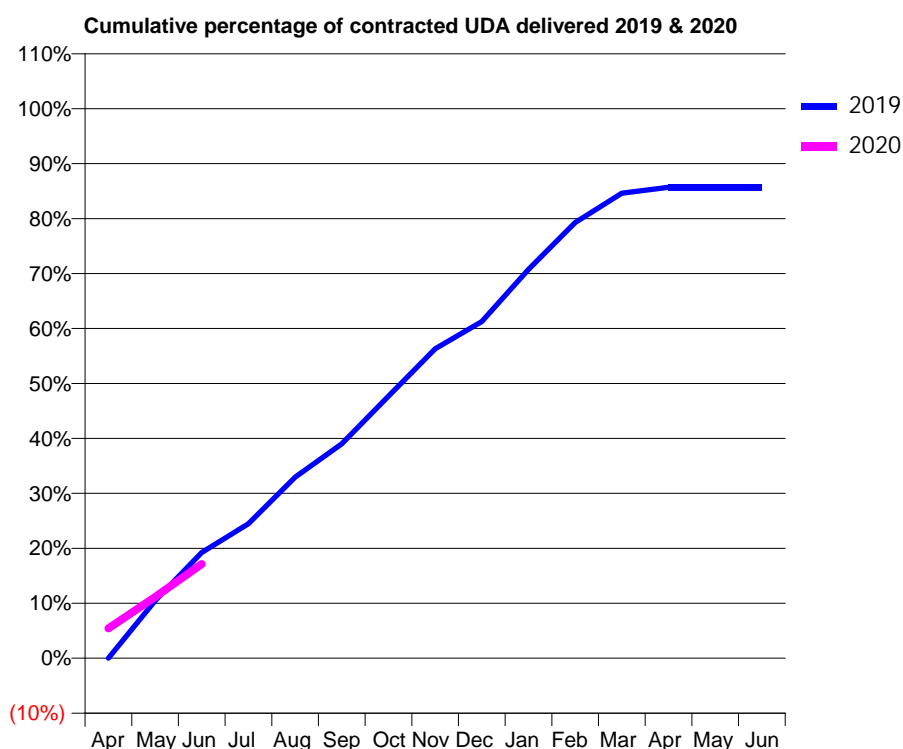
19/20 Contracted general activity (UDA)	1,000
Carry forward general activity (UDA)	0
19/20 Contracted orthodontic activity (UOA)	0
Carry forward orthodontic activity (UOA)	0
Baseline contract value	£25,138.29

ACCESS*

Patients seen in 24 months	Total	Change since previous quarter
Quarter ending June 2018	610	
Quarter ending September 2018	598	↓
Quarter ending December 2018	588	↓
Quarter ending March 2019	598	→
Quarter ending June 2019	580	↓
Variance since June 2018	(4.9%)	↓



ACTIVITY



Month	2019	2020
April	0	54
May	105	111
June	192	171
July	245	
August	330	
September	390	
October	477	
November	563	
December	613	
January	708	
February	793	
March	846	
April	857	
May	857	
June	857	

QUALITY

	Quantity	Base Number	Contract	AT	Region	England
% of FP17s for the same patient ID Re-attending within 3 months - Children	1	105	1.0%	9.0%	10.6%	11.4%
% of FP17s for the same patient ID Re-attending within 3 months - Adults	4	58	6.9%	13.8%	15.2%	15.4%
% of FP17s for the same patient ID Re-attending between 3 & 9 months - Children	74	105	70.5%	63.0%	62.3%	59.8%
% of FP17s for the same patient ID Re-attending between 3 & 9 months - Adults	27	58	46.6%	53.8%	53.3%	52.1%
% of FP17s for Band 1 Urgent Courses	2	151	1.3%	9.3%	9.7%	9.2%
% of FP17s Relating to Free Repair or Replacements	0	151	0.0%	0.7%	0.6%	0.7%
% of FP17s Relating to Continuations	0	151	0.0%	0.9%	0.8%	0.8%
% of Patients satisfied with the dentistry they have received	0	0	N/A	93.5%	93.4%	93.4%
% of Patients satisfied with the time they had to wait for an appointment	0	0	N/A	89.0%	86.8%	87.6%

* This is based on patients treated on this contract for their most recent course of treatment.

Figures in italics indicate the base number of FP17s or Patient Questionnaire responses are less than 100. N/A is shown where the base number of responses is less than 10 during the period. % is calculated as Quantity/Base number*100

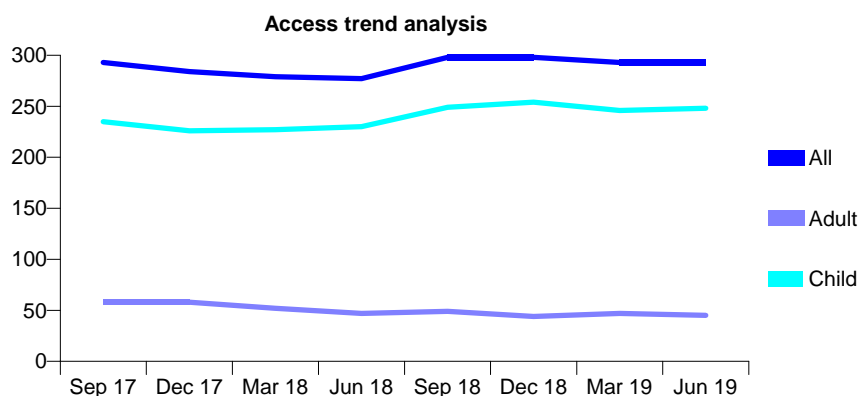
Q65 - Vital Signs At a Glance Contract Report for 331163/0001 - June 2019

Name or company name	MR JR HATFIELD
Contract type name	GDS Contract
Purpose of contract	General
Contract start date	01/04/2006
Contract end date	

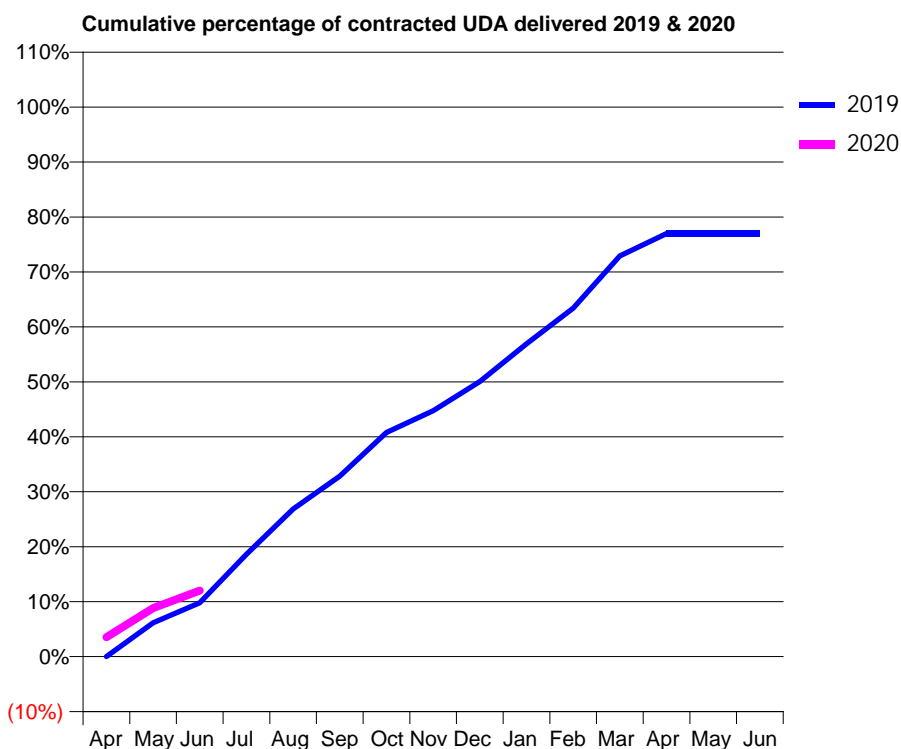
19/20 Contracted general activity (UDA)	909
Carry forward general activity (UDA)	0
19/20 Contracted orthodontic activity (UOA)	0
Carry forward orthodontic activity (UOA)	0
Baseline contract value	£19,159.66

ACCESS*

Patients seen in 24 months	Total	Change since previous quarter
Quarter ending June 2018	277	
Quarter ending September 2018	298	↑
Quarter ending December 2018	298	→
Quarter ending March 2019	293	↓
Quarter ending June 2019	293	→
Variance since June 2018	5.8%	↑



ACTIVITY



Month	Adjusted Scheduled Activity (UDA)	
	2019	2020
April	0	32
May	56	80
June	89	109
July	169	
August	244	
September	299	
October	371	
November	407	
December	455	
January	517	
February	577	
March	663	
April	700	
May	700	
June	700	

QUALITY

	Quantity	Base Number	Contract	AT	Region	England
% of FP17s for the same patient ID Re-attending within 3 months - Children	6	91	6.6%	9.0%	10.6%	11.4%
% of FP17s for the same patient ID Re-attending within 3 months - Adults	0	2	0.0%	13.8%	15.2%	15.4%
% of FP17s for the same patient ID Re-attending between 3 & 9 months - Children	66	91	72.5%	63.0%	62.3%	59.8%
% of FP17s for the same patient ID Re-attending between 3 & 9 months - Adults	1	2	50.0%	53.8%	53.3%	52.1%
% of FP17s for Band 1 Urgent Courses	2	77	2.6%	9.3%	9.7%	9.2%
% of FP17s Relating to Free Repair or Replacements	0	77	0.0%	0.7%	0.6%	0.7%
% of FP17s Relating to Continuations	0	77	0.0%	0.9%	0.8%	0.8%
% of Patients satisfied with the dentistry they have received	0	0	N/A	93.5%	93.4%	93.4%
% of Patients satisfied with the time they had to wait for an appointment	0	0	N/A	89.0%	86.8%	87.6%

* This is based on patients treated on this contract for their most recent course of treatment. Figures in italics indicate the base number of FP17s or Patient Questionnaire responses are less than 100. N/A is shown where the base number of responses is less than 10 during the period. % is calculated as Quantity/Base number*100

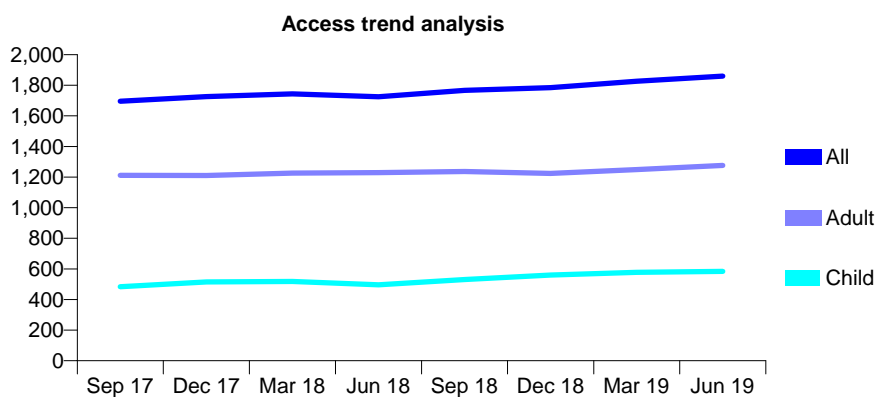
Q65 - Vital Signs At a Glance Contract Report for 339636/0001 - June 2019

Name or company name	MRS J ZEINALI
Contract type name	GDS Contract
Purpose of contract	General
Contract start date	01/04/2006
Contract end date	

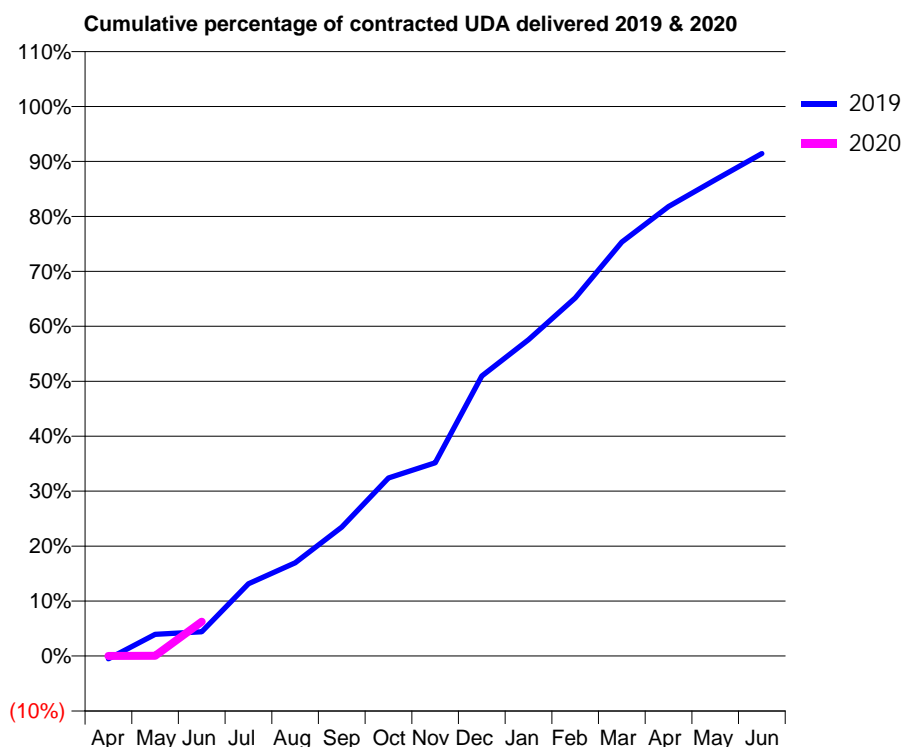
19/20 Contracted general activity (UDA)	5,939
Carry forward general activity (UDA)	0
19/20 Contracted orthodontic activity (UOA)	0
Carry forward orthodontic activity (UOA)	0
Baseline contract value	£147,422.99

ACCESS*

Patients seen in 24 months	Total	Change since previous quarter
Quarter ending June 2018	1,725	
Quarter ending September 2018	1,767	↑
Quarter ending December 2018	1,784	→
Quarter ending March 2019	1,826	↑
Quarter ending June 2019	1,860	→
Variance since June 2018	7.8%	↑



ACTIVITY



Month	Adjusted Scheduled Activity (UDA)	
	2019	2020
April	-31	0
May	234	3
June	264	372
July	782	
August	1,008	
September	1,393	
October	1,925	
November	2,089	
December	3,026	
January	3,418	
February	3,870	
March	4,474	
April	4,858	
May	5,146	
June	5,430	

QUALITY

	Quantity	Base Number	Contract	AT	Region	England
% of FP17s for the same patient ID Re-attending within 3 months - Children	19	172	11.0%	9.0%	10.6%	11.4%
% of FP17s for the same patient ID Re-attending within 3 months - Adults	59	356	16.6%	13.8%	15.2%	15.4%
% of FP17s for the same patient ID Re-attending between 3 & 9 months - Children	96	172	55.8%	63.0%	62.3%	59.8%
% of FP17s for the same patient ID Re-attending between 3 & 9 months - Adults	175	356	49.2%	53.8%	53.3%	52.1%
% of FP17s for Band 1 Urgent Courses	38	208	18.3%	9.3%	9.7%	9.2%
% of FP17s Relating to Free Repair or Replacements	1	208	0.5%	0.7%	0.6%	0.7%
% of FP17s Relating to Continuations	0	208	0.0%	0.9%	0.8%	0.8%
% of Patients satisfied with the dentistry they have received	1	1	N/A	93.5%	93.4%	93.4%
% of Patients satisfied with the time they had to wait for an appointment	1	1	N/A	89.0%	86.8%	87.6%

* This is based on patients treated on this contract for their most recent course of treatment. Figures in italics indicate the base number of FP17s or Patient Questionnaire responses are less than 100. N/A is shown where the base number of responses is less than 10 during the period. % is calculated as Quantity/Base number*100

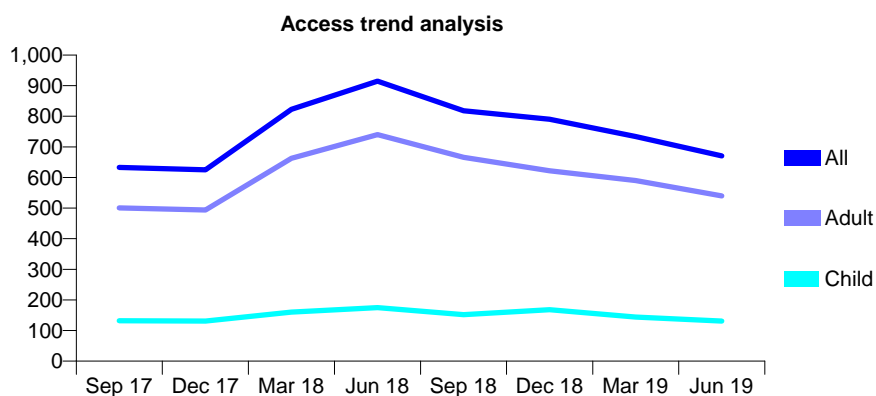
Q65 - Vital Signs At a Glance Contract Report for 339636/0002 - June 2019

Name or company name	Mr Samuel Labib
Contract type name	GDS Contract
Purpose of contract	General
Contract start date	01/04/2006
Contract end date	

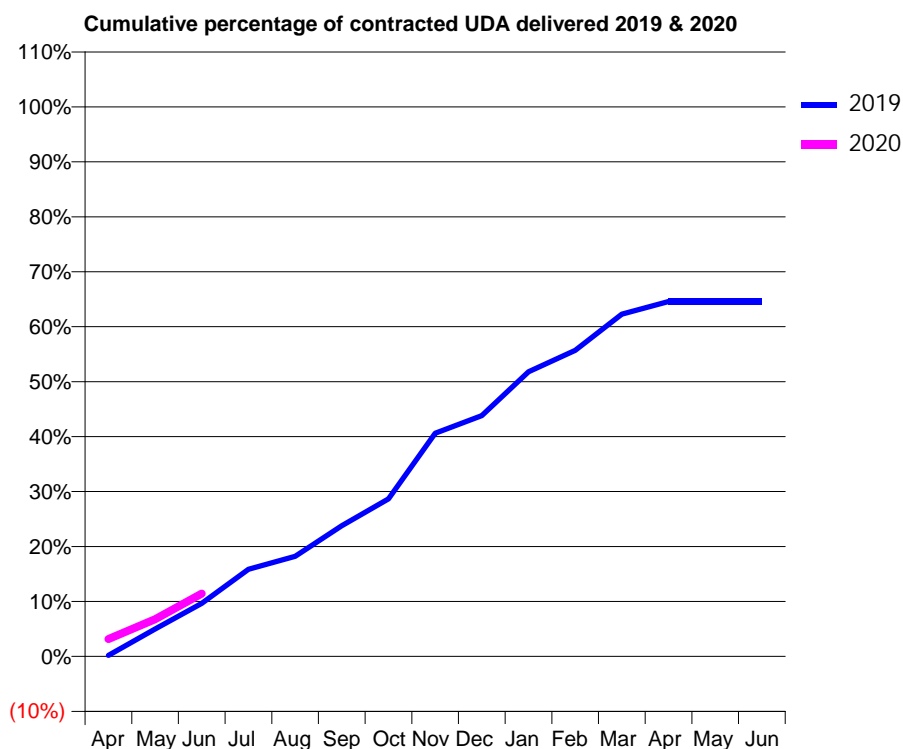
19/20 Contracted general activity (UDA)	2,235
Carry forward general activity (UDA)	0
19/20 Contracted orthodontic activity (UOA)	0
Carry forward orthodontic activity (UOA)	0
Baseline contract value	£56,345.76

ACCESS*

Patients seen in 24 months	Total	Change since previous quarter
Quarter ending June 2018	915	
Quarter ending September 2018	818	↓
Quarter ending December 2018	790	↓
Quarter ending March 2019	734	↓
Quarter ending June 2019	671	↓
Variance since June 2018	(26.7%)	↓



ACTIVITY



Month	Adjusted Scheduled Activity (UDA)	
	2019	2020
April	4	71
May	112	152
June	216	256
July	354	
August	407	
September	531	
October	641	
November	908	
December	979	
January	1,158	
February	1,245	
March	1,392	
April	1,443	
May	1,443	
June	1,443	

QUALITY

	Quantity	Base Number	Contract	AT	Region	England
% of FP17s for the same patient ID Re-attending within 3 months - Children	0	25	0.0%	9.0%	10.6%	11.4%
% of FP17s for the same patient ID Re-attending within 3 months - Adults	10	139	7.2%	13.8%	15.2%	15.4%
% of FP17s for the same patient ID Re-attending between 3 & 9 months - Children	16	25	64.0%	63.0%	62.3%	59.8%
% of FP17s for the same patient ID Re-attending between 3 & 9 months - Adults	61	139	43.9%	53.8%	53.3%	52.1%
% of FP17s for Band 1 Urgent Courses	13	134	9.7%	9.3%	9.7%	9.2%
% of FP17s Relating to Free Repair or Replacements	2	134	1.5%	0.7%	0.6%	0.7%
% of FP17s Relating to Continuations	0	134	0.0%	0.9%	0.8%	0.8%
% of Patients satisfied with the dentistry they have received	0	0	N/A	93.5%	93.4%	93.4%
% of Patients satisfied with the time they had to wait for an appointment	0	0	N/A	89.0%	86.8%	87.6%

* This is based on patients treated on this contract for their most recent course of treatment. Figures in italics indicate the base number of FP17s or Patient Questionnaire responses are less than 100. N/A is shown where the base number of responses is less than 10 during the period. % is calculated as Quantity/Base number*100

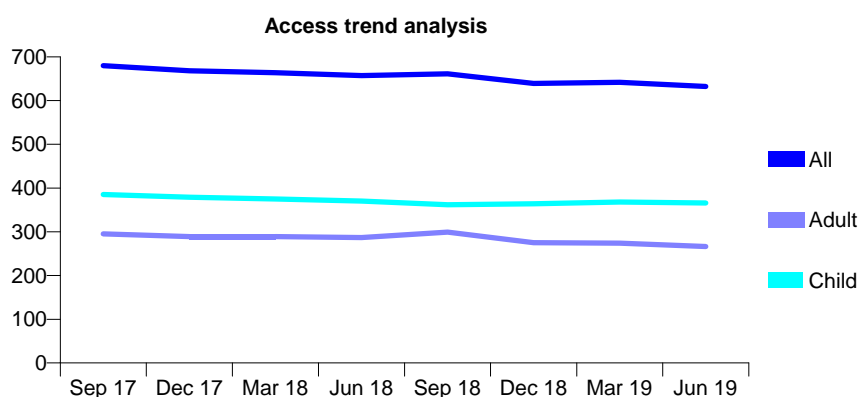
Q65 - Vital Signs At a Glance Contract Report for 342408/0001 - June 2019

Name or company name	MR DA CHAPMAN
Contract type name	GDS Contract
Purpose of contract	General and Orthodontic
Contract start date	01/12/2014
Contract end date	

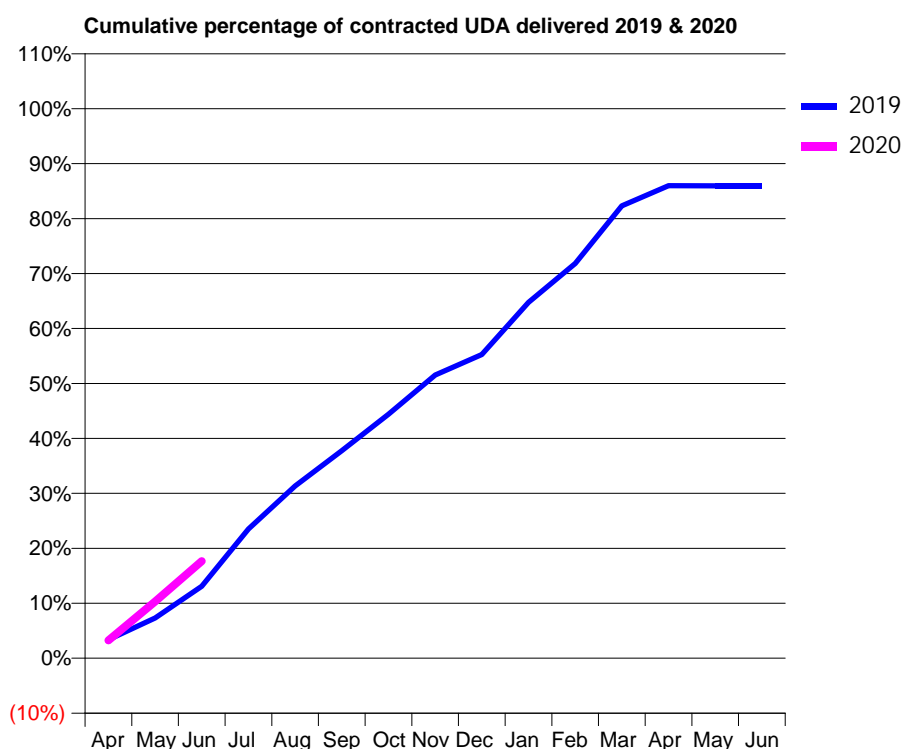
19/20 Contracted general activity (UDA)	1,770
Carry forward general activity (UDA)	0
19/20 Contracted orthodontic activity (UOA)	0
Carry forward orthodontic activity (UOA)	0
Baseline contract value	£46,615.85

ACCESS*

Patients seen in 24 months	Total	Change since previous quarter
Quarter ending June 2018	657	
Quarter ending September 2018	661	→
Quarter ending December 2018	639	↓
Quarter ending March 2019	642	→
Quarter ending June 2019	632	↓
Variance since June 2018	(3.8%)	↓



ACTIVITY



Month	2019	2020
April	59	57
May	129	183
June	232	312
July	416	
August	555	
September	668	
October	786	
November	912	
December	978	
January	1,146	
February	1,271	
March	1,457	
April	1,522	
May	1,521	
June	1,521	

QUALITY

	Quantity	Base Number	Contract	AT	Region	England
% of FP17s for the same patient ID Re-attending within 3 months - Children	6	146	4.1%	9.0%	10.6%	11.4%
% of FP17s for the same patient ID Re-attending within 3 months - Adults	7	66	10.6%	13.8%	15.2%	15.4%
% of FP17s for the same patient ID Re-attending between 3 & 9 months - Children	104	146	71.2%	63.0%	62.3%	59.8%
% of FP17s for the same patient ID Re-attending between 3 & 9 months - Adults	42	66	63.6%	53.8%	53.3%	52.1%
% of FP17s for Band 1 Urgent Courses	7	182	3.8%	9.3%	9.7%	9.2%
% of FP17s Relating to Free Repair or Replacements	0	182	0.0%	0.7%	0.6%	0.7%
% of FP17s Relating to Continuations	0	182	0.0%	0.9%	0.8%	0.8%
% of Patients satisfied with the dentistry they have received	2	2	N/A	93.5%	93.4%	93.4%
% of Patients satisfied with the time they had to wait for an appointment	2	2	N/A	89.0%	86.8%	87.6%

* This is based on patients treated on this contract for their most recent course of treatment. Figures in italics indicate the base number of FP17s or Patient Questionnaire responses are less than 100. N/A is shown where the base number of responses is less than 10 during the period. % is calculated as Quantity/Base number*100

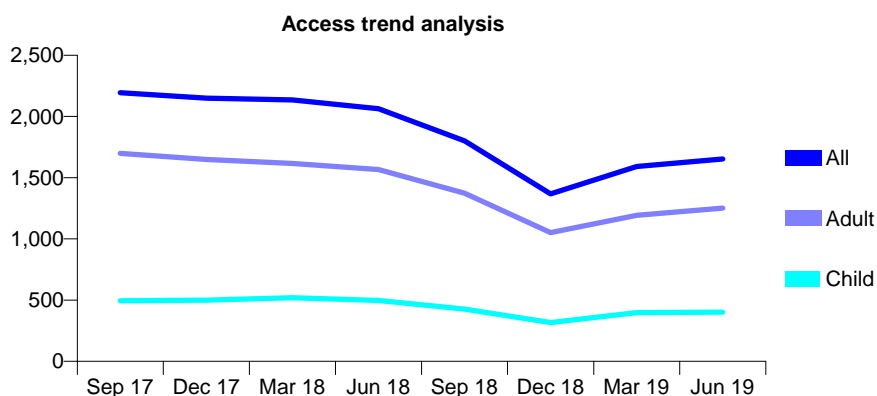
Q65 - Vital Signs At a Glance Contract Report for 364800/0001 - June 2019

Name or company name	Mr MJ Brown
Contract type name	GDS Contract
Purpose of contract	General
Contract start date	01/04/2012
Contract end date	

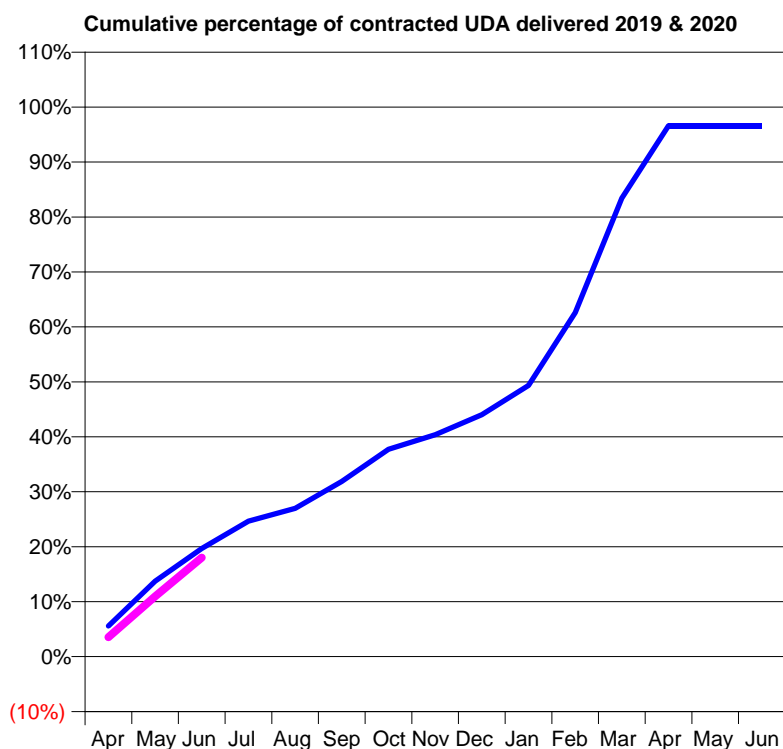
19/20 Contracted general activity (UDA)	5,601
Carry forward general activity (UDA)	0
19/20 Contracted orthodontic activity (UOA)	0
Carry forward orthodontic activity (UOA)	0
Baseline contract value	£128,750.91

ACCESS*

Patients seen in 24 months	Total	Change since previous quarter
Quarter ending June 2018	2,064	
Quarter ending September 2018	1,800	↓
Quarter ending December 2018	1,368	↓
Quarter ending March 2019	1,591	↑
Quarter ending June 2019	1,653	↑
Variance since June 2018	(19.9%)	↓



ACTIVITY



Month	Adjusted Scheduled Activity (UDA)	
	2019	2020
April	312	199
May	769	614
June	1,101	1,009
July	1,382	
August	1,511	
September	1,785	
October	2,113	
November	2,262	
December	2,465	
January	2,764	
February	3,506	
March	4,673	
April	5,411	
May	5,411	
June	5,412	

QUALITY

	Quantity	Base Number	Contract	AT	Region	England
% of FP17s for the same patient ID Re-attending within 3 months - Children	8	116	6.9%	9.0%	10.6%	11.4%
% of FP17s for the same patient ID Re-attending within 3 months - Adults	41	368	11.1%	13.8%	15.2%	15.4%
% of FP17s for the same patient ID Re-attending between 3 & 9 months - Children	23	116	19.8%	63.0%	62.3%	59.8%
% of FP17s for the same patient ID Re-attending between 3 & 9 months - Adults	56	368	15.2%	53.8%	53.3%	52.1%
% of FP17s for Band 1 Urgent Courses	23	304	7.6%	9.3%	9.7%	9.2%
% of FP17s Relating to Free Repair or Replacements	0	304	0.0%	0.7%	0.6%	0.7%
% of FP17s Relating to Continuations	3	304	1.0%	0.9%	0.8%	0.8%
% of Patients satisfied with the dentistry they have received	4	4	N/A	93.5%	93.4%	93.4%
% of Patients satisfied with the time they had to wait for an appointment	4	4	N/A	89.0%	86.8%	87.6%

* This is based on patients treated on this contract for their most recent course of treatment. Figures in italics indicate the base number of FP17s or Patient Questionnaire responses are less than 100. N/A is shown where the base number of responses is less than 10 during the period. % is calculated as Quantity/Base number*100

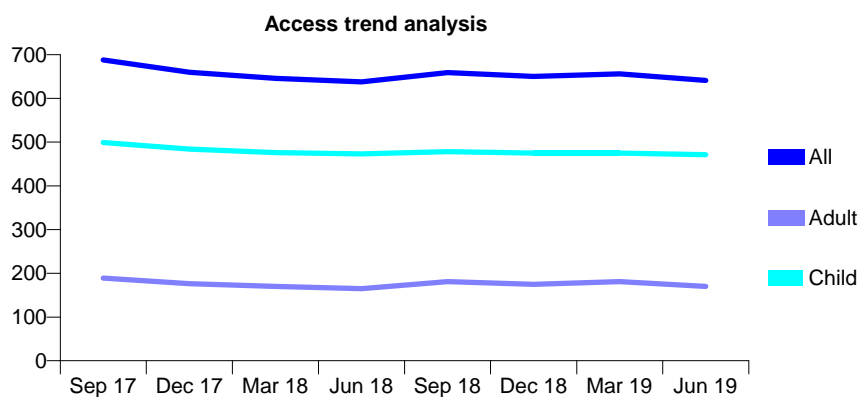
Q65 - Vital Signs At a Glance Contract Report for 568031/0001 - June 2019

Name or company name	MR SC LAWSON
Contract type name	GDS Contract
Purpose of contract	General and Orthodontic
Contract start date	01/01/2015
Contract end date	

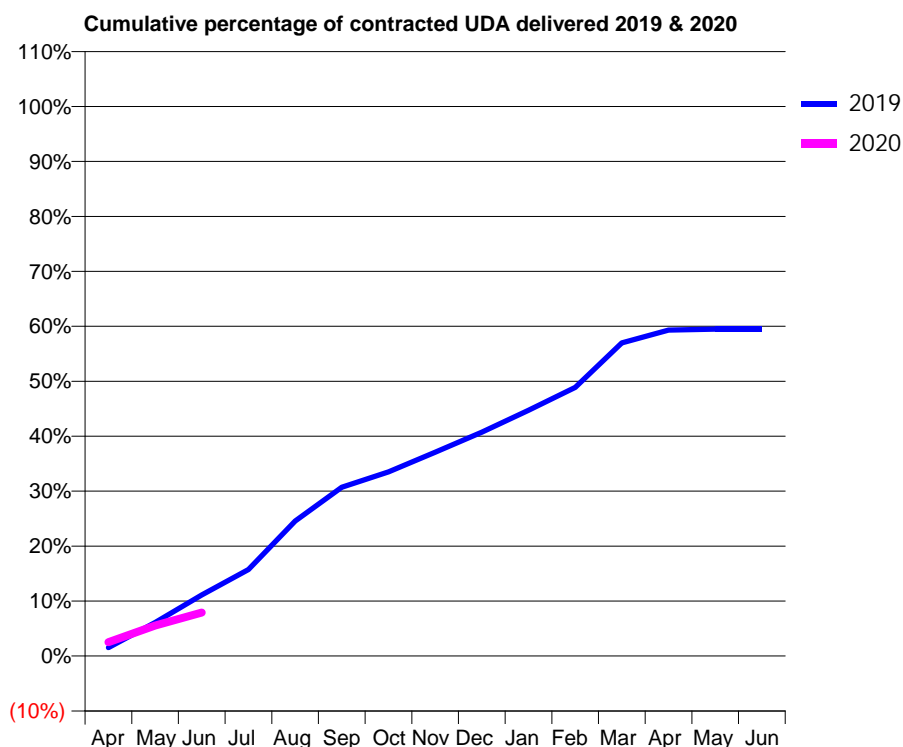
19/20 Contracted general activity (UDA)	2,000
Carry forward general activity (UDA)	0
19/20 Contracted orthodontic activity (UOA)	743
Carry forward orthodontic activity (UOA)	0
Baseline contract value	£99,565.58

ACCESS*

Patients seen in 24 months	Total	Change since previous quarter
Quarter ending June 2018	638	
Quarter ending September 2018	659	↑
Quarter ending December 2018	650	↓
Quarter ending March 2019	656	→
Quarter ending June 2019	641	↓
Variance since June 2018	0.5%	→



ACTIVITY



Month	Adjusted Scheduled Activity (UDA)	
	2019	2020
April	31	51
May	122	111
June	222	158
July	315	
August	491	
September	614	
October	670	
November	742	
December	815	
January	894	
February	978	
March	1,140	
April	1,186	
May	1,190	
June	1,190	

QUALITY

	Quantity	Base Number	Contract	AT	Region	England
% of FP17s for the same patient ID Re-attending within 3 months - Children	10	152	6.6%	9.0%	10.6%	11.4%
% of FP17s for the same patient ID Re-attending within 3 months - Adults	0	15	0.0%	13.8%	15.2%	15.4%
% of FP17s for the same patient ID Re-attending between 3 & 9 months - Children	86	152	56.6%	63.0%	62.3%	59.8%
% of FP17s for the same patient ID Re-attending between 3 & 9 months - Adults	5	15	33.3%	53.8%	53.3%	52.1%
% of FP17s for Band 1 Urgent Courses	7	111	6.3%	9.3%	9.7%	9.2%
% of FP17s Relating to Free Repair or Replacements	0	111	0.0%	0.7%	0.6%	0.7%
% of FP17s Relating to Continuations	0	111	0.0%	0.9%	0.8%	0.8%
% of Patients satisfied with the dentistry they have received	0	0	N/A	93.5%	93.4%	93.4%
% of Patients satisfied with the time they had to wait for an appointment	0	0	N/A	89.0%	86.8%	87.6%

* This is based on patients treated on this contract for their most recent course of treatment. Figures in italics indicate the base number of FP17s or Patient Questionnaire responses are less than 100. N/A is shown where the base number of responses is less than 10 during the period. % is calculated as Quantity/Base number*100

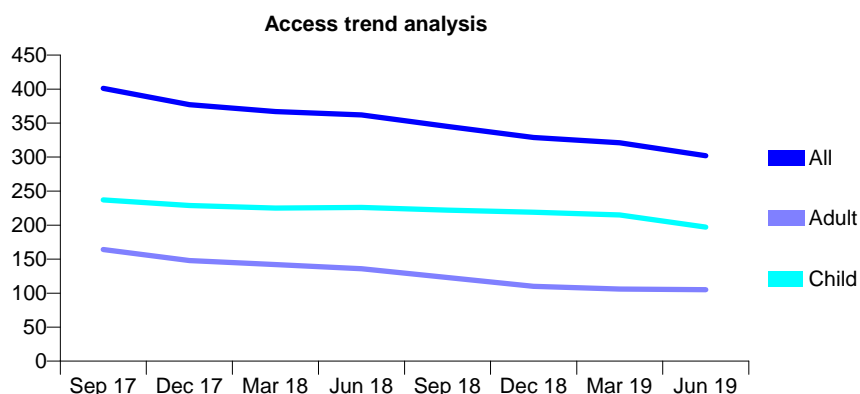
Q65 - Vital Signs At a Glance Contract Report for 568058/0001 - June 2019

Name or company name	MR DG GIBSON
Contract type name	GDS Contract
Purpose of contract	General
Contract start date	01/04/2006
Contract end date	

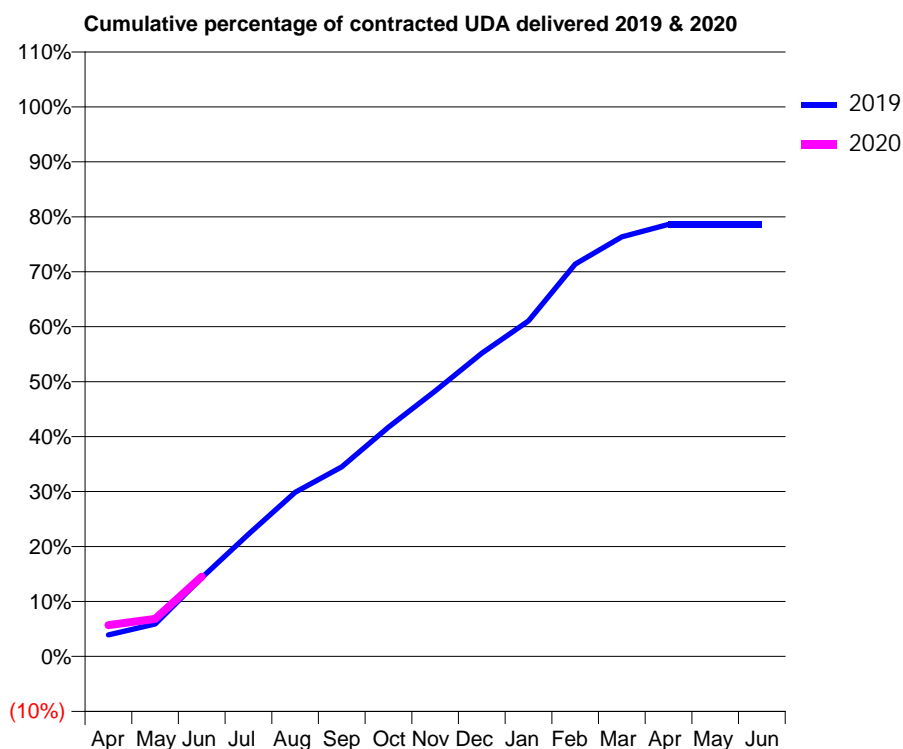
19/20 Contracted general activity (UDA)	950
Carry forward general activity (UDA)	0
19/20 Contracted orthodontic activity (UOA)	0
Carry forward orthodontic activity (UOA)	0
Baseline contract value	£23,521.54

ACCESS*

Patients seen in 24 months	Total	Change since previous quarter
Quarter ending June 2018	362	
Quarter ending September 2018	345	↓
Quarter ending December 2018	329	↓
Quarter ending March 2019	321	↓
Quarter ending June 2019	302	↓
Variance since June 2018	(16.6%)	↓



ACTIVITY



Month	2019	2020
April	29	54
May	44	65
June	107	138
July	167	
August	224	
September	259	
October	313	
November	362	
December	414	
January	458	
February	535	
March	572	
April	590	
May	590	
June	590	

QUALITY

	Quantity	Base Number	Contract	AT	Region	England
% of FP17s for the same patient ID Re-attending within 3 months - Children	1	68	1.5%	9.0%	10.6%	11.4%
% of FP17s for the same patient ID Re-attending within 3 months - Adults	4	33	12.1%	13.8%	15.2%	15.4%
% of FP17s for the same patient ID Re-attending between 3 & 9 months - Children	41	68	60.3%	63.0%	62.3%	59.8%
% of FP17s for the same patient ID Re-attending between 3 & 9 months - Adults	18	33	54.5%	53.8%	53.3%	52.1%
% of FP17s for Band 1 Urgent Courses	0	95	0.0%	9.3%	9.7%	9.2%
% of FP17s Relating to Free Repair or Replacements	0	95	0.0%	0.7%	0.6%	0.7%
% of FP17s Relating to Continuations	0	95	0.0%	0.9%	0.8%	0.8%
% of Patients satisfied with the dentistry they have received	0	0	N/A	93.5%	93.4%	93.4%
% of Patients satisfied with the time they had to wait for an appointment	0	0	N/A	89.0%	86.8%	87.6%

* This is based on patients treated on this contract for their most recent course of treatment. Figures in italics indicate the base number of FP17s or Patient Questionnaire responses are less than 100. N/A is shown where the base number of responses is less than 10 during the period. % is calculated as Quantity/Base number*100

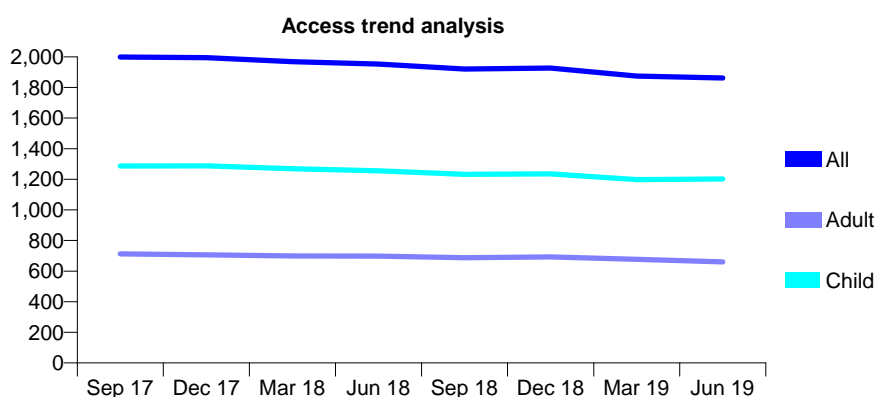
Q65 - Vital Signs At a Glance Contract Report for 570796/0001 - June 2019

Name or company name	MR JL RAUTENBACH
Contract type name	GDS Contract
Purpose of contract	General
Contract start date	01/04/2006
Contract end date	

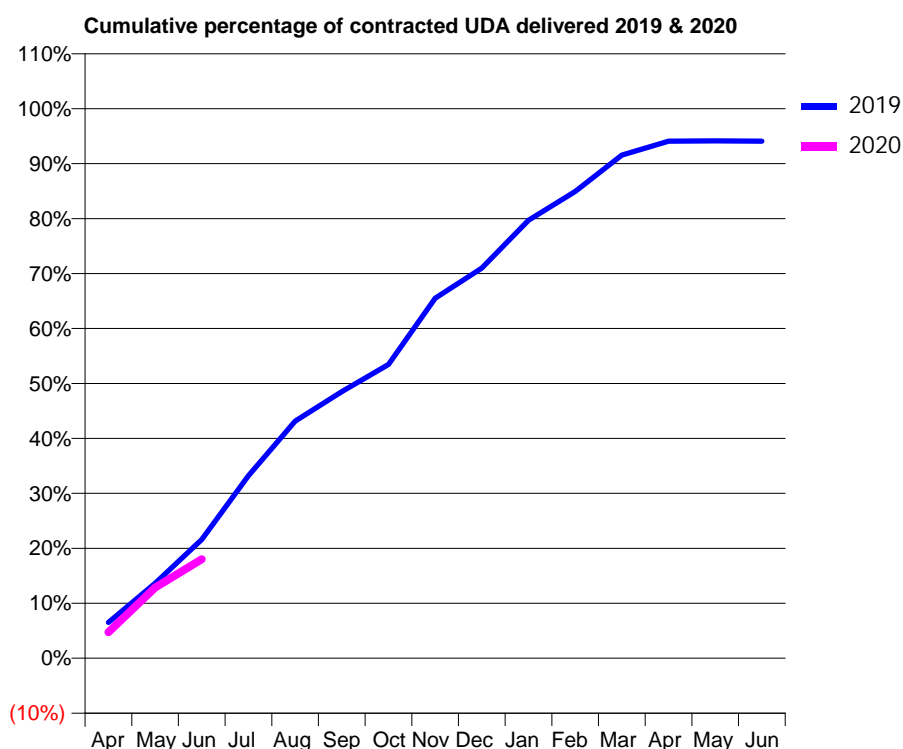
19/20 Contracted general activity (UDA)	3,860
Carry forward general activity (UDA)	0
19/20 Contracted orthodontic activity (UOA)	0
Carry forward orthodontic activity (UOA)	0
Baseline contract value	£93,330.75

ACCESS*

Patients seen in 24 months	Total	Change since previous quarter
Quarter ending June 2018	1,953	
Quarter ending September 2018	1,920	↓
Quarter ending December 2018	1,927	→
Quarter ending March 2019	1,875	↓
Quarter ending June 2019	1,862	→
Variance since June 2018	(4.7%)	↓



ACTIVITY



Month	2019	2020
April	252	183
May	527	496
June	834	695
July	1,282	
August	1,665	
September	1,872	
October	2,063	
November	2,528	
December	2,740	
January	3,077	
February	3,279	
March	3,533	
April	3,631	
May	3,634	
June	3,631	

QUALITY

	Quantity	Base Number	Contract	AT	Region	England
% of FP17s for the same patient ID Re-attending within 3 months - Children	14	469	3.0%	9.0%	10.6%	11.4%
% of FP17s for the same patient ID Re-attending within 3 months - Adults	10	137	7.3%	13.8%	15.2%	15.4%
% of FP17s for the same patient ID Re-attending between 3 & 9 months - Children	320	469	68.2%	63.0%	62.3%	59.8%
% of FP17s for the same patient ID Re-attending between 3 & 9 months - Adults	76	137	55.5%	53.8%	53.3%	52.1%
% of FP17s for Band 1 Urgent Courses	11	532	2.1%	9.3%	9.7%	9.2%
% of FP17s Relating to Free Repair or Replacements	0	532	0.0%	0.7%	0.6%	0.7%
% of FP17s Relating to Continuations	0	532	0.0%	0.9%	0.8%	0.8%
% of Patients satisfied with the dentistry they have received	1	1	N/A	93.5%	93.4%	93.4%
% of Patients satisfied with the time they had to wait for an appointment	1	1	N/A	89.0%	86.8%	87.6%

* This is based on patients treated on this contract for their most recent course of treatment.

Figures in italics indicate the base number of FP17s or Patient Questionnaire responses are less than 100. N/A is shown where the base number of responses is less than 10 during the period. % is calculated as Quantity/Base number*100

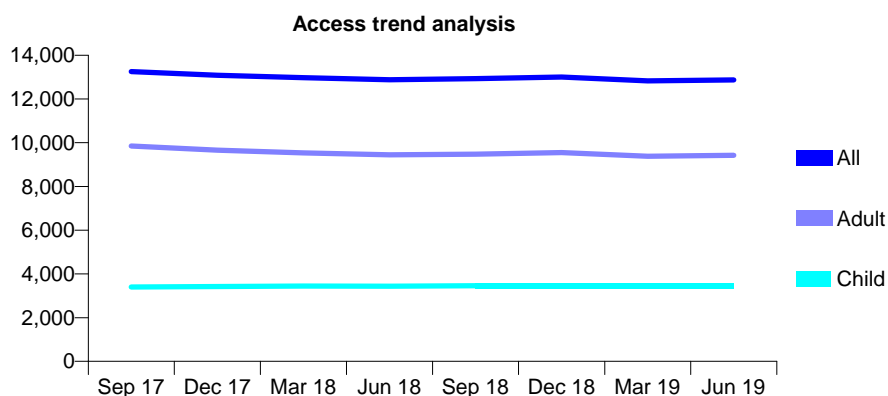
Q65 - Vital Signs At a Glance Contract Report for 574236/0001 - June 2019

Name or company name	Coronation Road Dental Surgery
Contract type name	GDS Contract
Purpose of contract	General
Contract start date	01/04/2006
Contract end date	

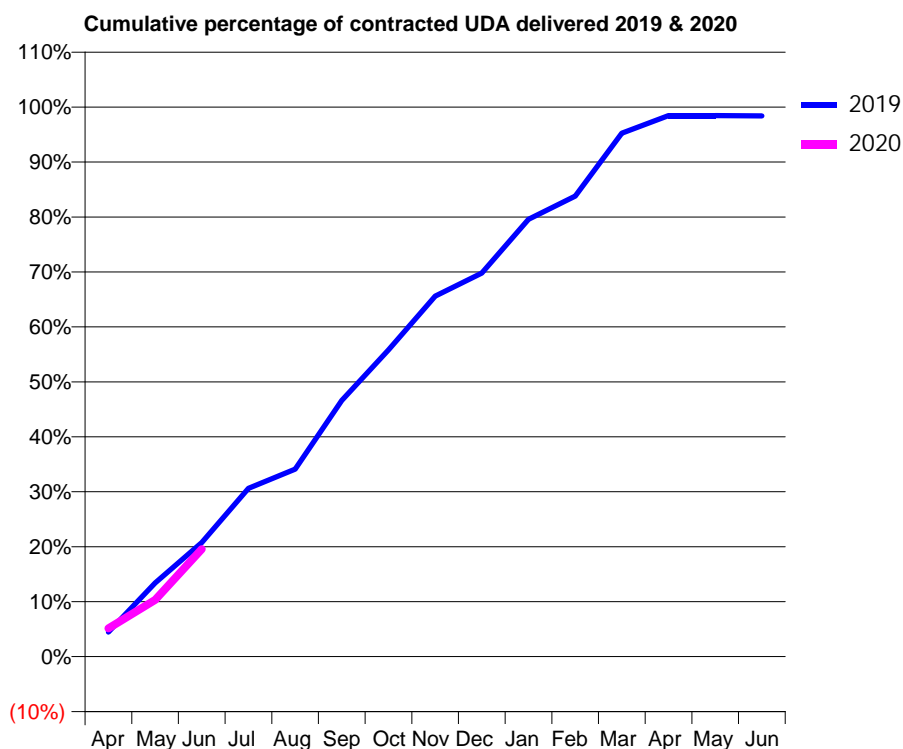
19/20 Contracted general activity (UDA)	31,810
Carry forward general activity (UDA)	0
19/20 Contracted orthodontic activity (UOA)	0
Carry forward orthodontic activity (UOA)	0
Baseline contract value	£800,016.56

ACCESS*

Patients seen in 24 months	Total	Change since previous quarter
Quarter ending June 2018	12,883	
Quarter ending September 2018	12,932	→
Quarter ending December 2018	13,005	→
Quarter ending March 2019	12,833	↓
Quarter ending June 2019	12,874	→
Variance since June 2018	(0.1%)	→



ACTIVITY



Month	Adjusted Scheduled Activity (UDA)	
	2019	2020
April	1,424	1,638
May	4,263	3,282
June	6,606	6,217
July	9,736	
August	10,851	
September	14,828	
October	17,761	
November	20,866	
December	22,208	
January	25,318	
February	26,660	
March	30,292	
April	31,310	
May	31,315	
June	31,302	

QUALITY

	Quantity	Base Number	Contract	AT	Region	England
% of FP17s for the same patient ID Re-attending within 3 months - Children	89	1,293	6.9%	9.0%	10.6%	11.4%
% of FP17s for the same patient ID Re-attending within 3 months - Adults	409	3,408	12.0%	13.8%	15.2%	15.4%
% of FP17s for the same patient ID Re-attending between 3 & 9 months - Children	922	1,293	71.3%	63.0%	62.3%	59.8%
% of FP17s for the same patient ID Re-attending between 3 & 9 months - Adults	2,207	3,408	64.8%	53.8%	53.3%	52.1%
% of FP17s for Band 1 Urgent Courses	280	4,052	6.9%	9.3%	9.7%	9.2%
% of FP17s Relating to Free Repair or Replacements	17	4,052	0.4%	0.7%	0.6%	0.7%
% of FP17s Relating to Continuations	41	4,052	1.0%	0.9%	0.8%	0.8%
% of Patients satisfied with the dentistry they have received	4	4	N/A	93.5%	93.4%	93.4%
% of Patients satisfied with the time they had to wait for an appointment	4	4	N/A	89.0%	86.8%	87.6%

* This is based on patients treated on this contract for their most recent course of treatment. Figures in italics indicate the base number of FP17s or Patient Questionnaire responses are less than 100. N/A is shown where the base number of responses is less than 10 during the period. % is calculated as Quantity/Base number*100

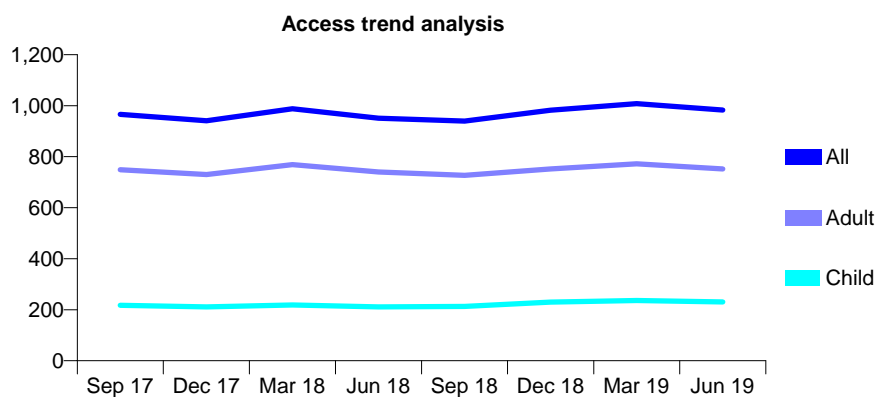
Q65 - Vital Signs At a Glance Contract Report for 629596/0001 - June 2019

Name or company name	MR NJ NEWTON
Contract type name	GDS Contract
Purpose of contract	General
Contract start date	01/04/2006
Contract end date	

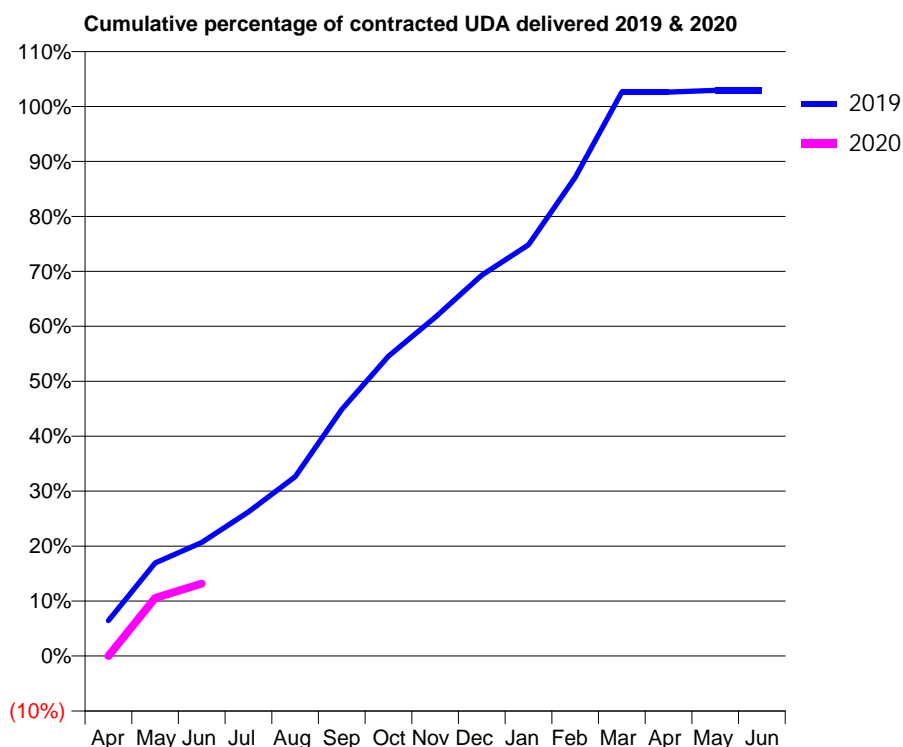
19/20 Contracted general activity (UDA)	2,990
Carry forward general activity (UDA)	0
19/20 Contracted orthodontic activity (UOA)	0
Carry forward orthodontic activity (UOA)	0
Baseline contract value	£83,529.57

ACCESS*

Patients seen in 24 months	Total	Change since previous quarter
Quarter ending June 2018	951	
Quarter ending September 2018	940	↓
Quarter ending December 2018	982	↑
Quarter ending March 2019	1,008	↑
Quarter ending June 2019	983	↓
Variance since June 2018	3.4%	↑



ACTIVITY



Month	Adjusted Scheduled Activity (UDA)	
	2019	2020
April	193	0
May	507	316
June	618	394
July	784	
August	975	
September	1,341	
October	1,632	
November	1,843	
December	2,072	
January	2,238	
February	2,604	
March	3,068	
April	3,068	
May	3,078	
June	3,078	

QUALITY

	Quantity	Base Number	Contract	AT	Region	England
% of FP17s for the same patient ID Re-attending within 3 months - Children	1	43	2.3%	9.0%	10.6%	11.4%
% of FP17s for the same patient ID Re-attending within 3 months - Adults	17	166	10.2%	13.8%	15.2%	15.4%
% of FP17s for the same patient ID Re-attending between 3 & 9 months - Children	29	43	67.4%	63.0%	62.3%	59.8%
% of FP17s for the same patient ID Re-attending between 3 & 9 months - Adults	118	166	71.1%	53.8%	53.3%	52.1%
% of FP17s for Band 1 Urgent Courses	6	205	2.9%	9.3%	9.7%	9.2%
% of FP17s Relating to Free Repair or Replacements	1	205	0.5%	0.7%	0.6%	0.7%
% of FP17s Relating to Continuations	3	205	1.5%	0.9%	0.8%	0.8%
% of Patients satisfied with the dentistry they have received	2	2	N/A	93.5%	93.4%	93.4%
% of Patients satisfied with the time they had to wait for an appointment	2	2	N/A	89.0%	86.8%	87.6%

* This is based on patients treated on this contract for their most recent course of treatment. Figures in italics indicate the base number of FP17s or Patient Questionnaire responses are less than 100. N/A is shown where the base number of responses is less than 10 during the period. % is calculated as Quantity/Base number*100

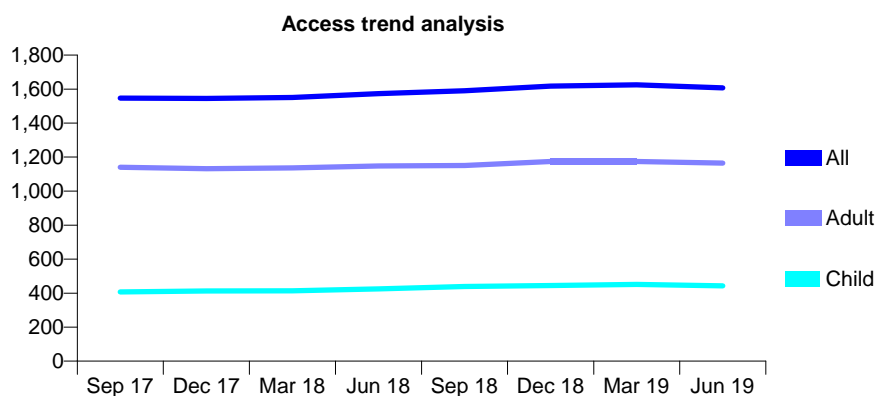
Q65 - Vital Signs At a Glance Contract Report for 632910/0001 - June 2019

Name or company name	MR GW IRVINE
Contract type name	GDS Contract
Purpose of contract	General
Contract start date	01/04/2006
Contract end date	

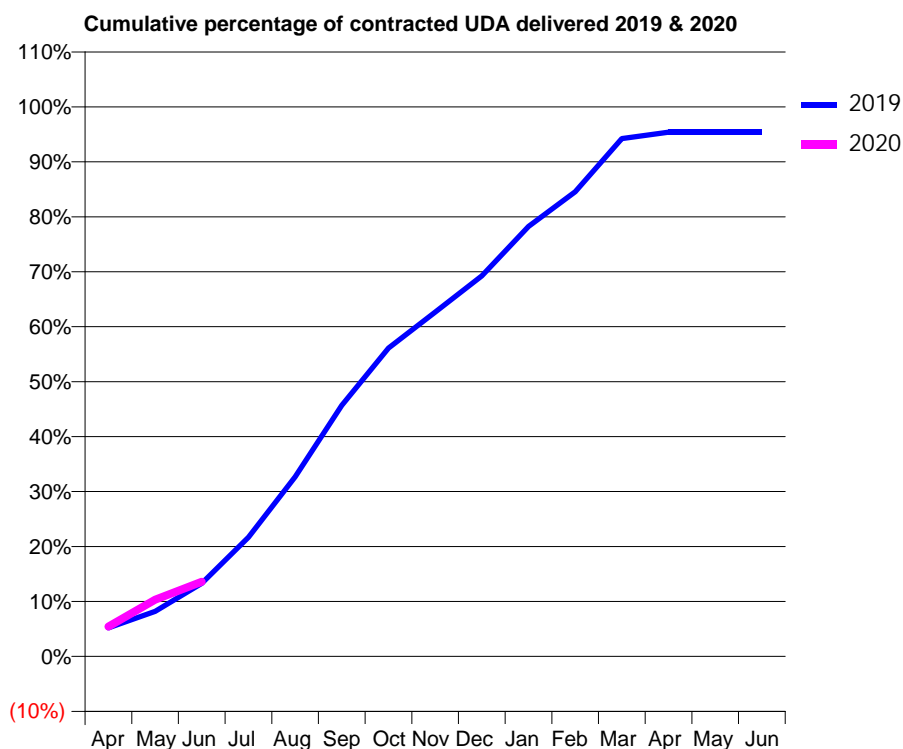
19/20 Contracted general activity (UDA)	1,700
Carry forward general activity (UDA)	0
19/20 Contracted orthodontic activity (UOA)	0
Carry forward orthodontic activity (UOA)	0
Baseline contract value	£37,504.55

ACCESS*

Patients seen in 24 months	Total	Change since previous quarter
Quarter ending June 2018	1,573	
Quarter ending September 2018	1,590	→
Quarter ending December 2018	1,618	→
Quarter ending March 2019	1,625	→
Quarter ending June 2019	1,607	↓
Variance since June 2018	2.2%	↑



ACTIVITY



Month	2019	2020
April	89	93
May	140	176
June	226	231
July	369	
August	556	
September	777	
October	954	
November	1,065	
December	1,177	
January	1,330	
February	1,438	
March	1,602	
April	1,622	
May	1,622	
June	1,622	

QUALITY

	Quantity	Base Number	Contract	AT	Region	England
% of FP17s for the same patient ID Re-attending within 3 months - Children	11	130	8.5%	9.0%	10.6%	11.4%
% of FP17s for the same patient ID Re-attending within 3 months - Adults	48	334	14.4%	13.8%	15.2%	15.4%
% of FP17s for the same patient ID Re-attending between 3 & 9 months - Children	69	130	53.1%	63.0%	62.3%	59.8%
% of FP17s for the same patient ID Re-attending between 3 & 9 months - Adults	163	334	48.8%	53.8%	53.3%	52.1%
% of FP17s for Band 1 Urgent Courses	11	136	8.1%	9.3%	9.7%	9.2%
% of FP17s Relating to Free Repair or Replacements	0	136	0.0%	0.7%	0.6%	0.7%
% of FP17s Relating to Continuations	1	136	0.7%	0.9%	0.8%	0.8%
% of Patients satisfied with the dentistry they have received	4	4	N/A	93.5%	93.4%	93.4%
% of Patients satisfied with the time they had to wait for an appointment	4	4	N/A	89.0%	86.8%	87.6%

* This is based on patients treated on this contract for their most recent course of treatment. Figures in italics indicate the base number of FP17s or Patient Questionnaire responses are less than 100. N/A is shown where the base number of responses is less than 10 during the period. % is calculated as Quantity/Base number*100

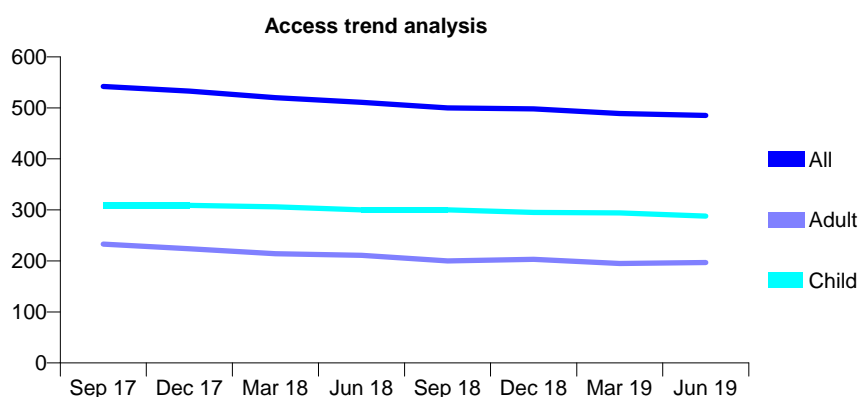
Q65 - Vital Signs At a Glance Contract Report for 643777/0001 - June 2019

Name or company name	MR SD WATKINS
Contract type name	GDS Contract
Purpose of contract	General
Contract start date	01/04/2006
Contract end date	

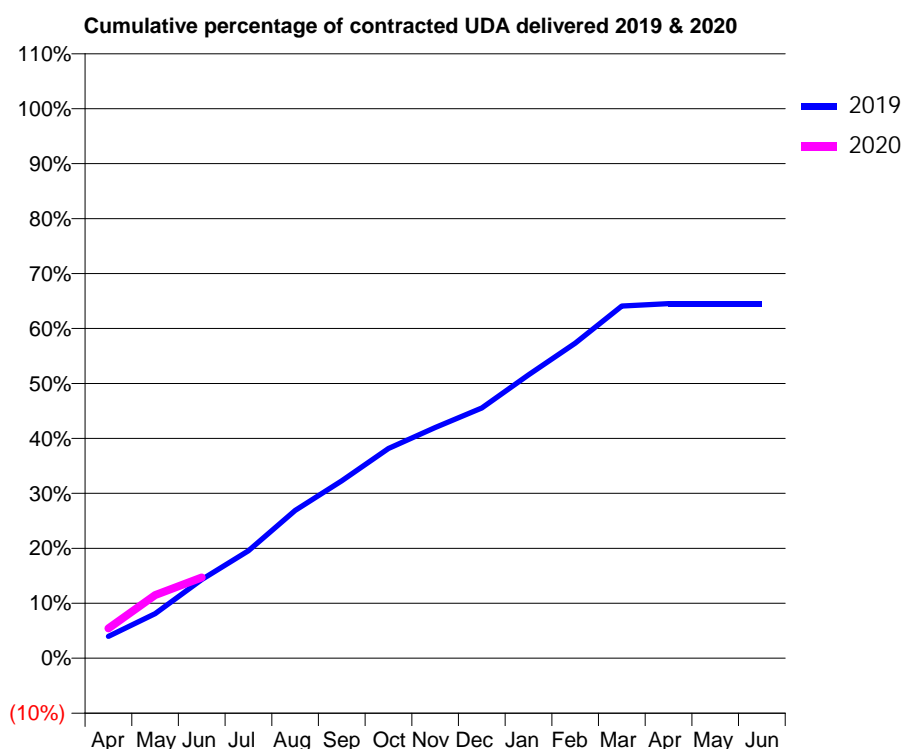
19/20 Contracted general activity (UDA)	1,750
Carry forward general activity (UDA)	0
19/20 Contracted orthodontic activity (UOA)	0
Carry forward orthodontic activity (UOA)	0
Baseline contract value	£39,617.49

ACCESS*

Patients seen in 24 months	Total	Change since previous quarter
Quarter ending June 2018	511	
Quarter ending September 2018	500	↓
Quarter ending December 2018	498	→
Quarter ending March 2019	489	↓
Quarter ending June 2019	485	→
Variance since June 2018	(5.1%)	↓



ACTIVITY



Adjusted Scheduled Activity (UDA)		
Month	2019	2020
April	70	95
May	142	201
June	250	257
July	342	
August	471	
September	565	
October	668	
November	735	
December	797	
January	902	
February	1,003	
March	1,121	
April	1,129	
May	1,129	
June	1,129	

QUALITY

	Quantity	Base Number	Contract	AT	Region	England
% of FP17s for the same patient ID Re-attending within 3 months - Children	6	110	5.5%	9.0%	10.6%	11.4%
% of FP17s for the same patient ID Re-attending within 3 months - Adults	10	59	16.9%	13.8%	15.2%	15.4%
% of FP17s for the same patient ID Re-attending between 3 & 9 months - Children	89	110	80.9%	63.0%	62.3%	59.8%
% of FP17s for the same patient ID Re-attending between 3 & 9 months - Adults	40	59	67.8%	53.8%	53.3%	52.1%
% of FP17s for Band 1 Urgent Courses	1	163	0.6%	9.3%	9.7%	9.2%
% of FP17s Relating to Free Repair or Replacements	0	163	0.0%	0.7%	0.6%	0.7%
% of FP17s Relating to Continuations	1	163	0.6%	0.9%	0.8%	0.8%
% of Patients satisfied with the dentistry they have received	0	0	N/A	93.5%	93.4%	93.4%
% of Patients satisfied with the time they had to wait for an appointment	0	0	N/A	89.0%	86.8%	87.6%

* This is based on patients treated on this contract for their most recent course of treatment. Figures in italics indicate the base number of FP17s or Patient Questionnaire responses are less than 100. N/A is shown where the base number of responses is less than 10 during the period. % is calculated as Quantity/Base number*100

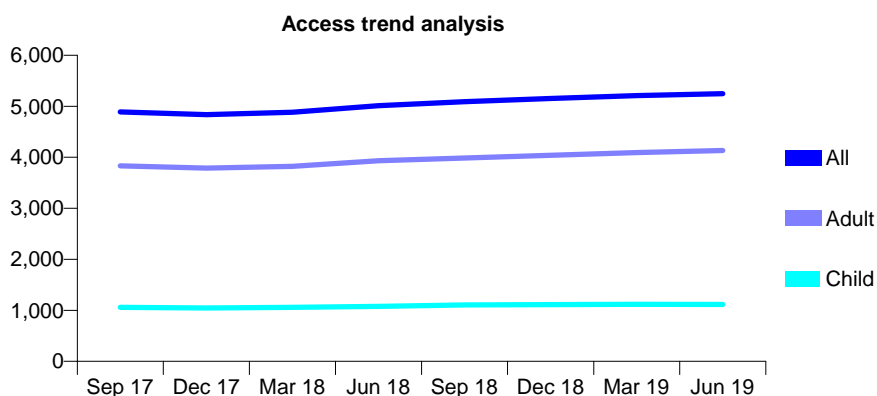
Q65 - Vital Signs At a Glance Contract Report for 644927/0001 - June 2019

Name or company name	MR MR BRICKLEY
Contract type name	GDS Contract
Purpose of contract	General
Contract start date	01/04/2006
Contract end date	

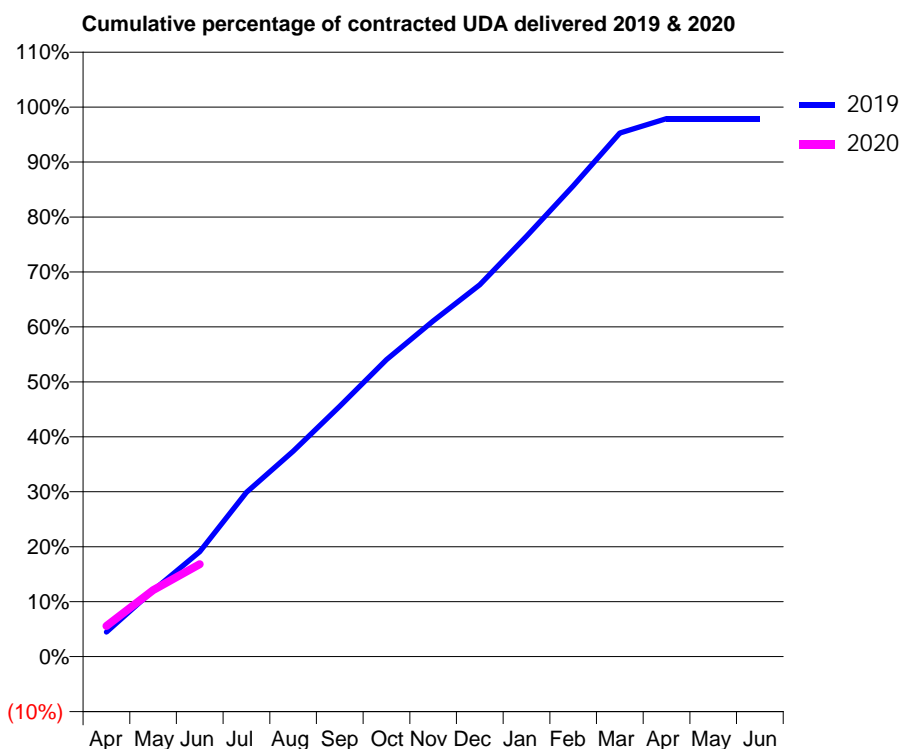
19/20 Contracted general activity (UDA)	15,500
Carry forward general activity (UDA)	0
19/20 Contracted orthodontic activity (UOA)	0
Carry forward orthodontic activity (UOA)	0
Baseline contract value	£409,588.58

ACCESS*

Patients seen in 24 months	Total	Change since previous quarter
Quarter ending June 2018	5,012	
Quarter ending September 2018	5,092	→
Quarter ending December 2018	5,152	→
Quarter ending March 2019	5,210	→
Quarter ending June 2019	5,246	→
Variance since June 2018	4.7%	↑



ACTIVITY



Month	Adjusted Scheduled Activity (UDA)	
	2019	2020
April	694	868
May	1,867	1,874
June	2,958	2,610
July	4,631	
August	5,796	
September	7,062	
October	8,376	
November	9,468	
December	10,490	
January	11,856	
February	13,275	
March	14,767	
April	15,171	
May	15,172	
June	15,172	

QUALITY

	Quantity	Base Number	Contract	AT	Region	England
% of FP17s for the same patient ID Re-attending within 3 months - Children	23	327	7.0%	9.0%	10.6%	11.4%
% of FP17s for the same patient ID Re-attending within 3 months - Adults	192	1,226	15.7%	13.8%	15.2%	15.4%
% of FP17s for the same patient ID Re-attending between 3 & 9 months - Children	184	327	56.3%	63.0%	62.3%	59.8%
% of FP17s for the same patient ID Re-attending between 3 & 9 months - Adults	612	1,226	49.9%	53.8%	53.3%	52.1%
% of FP17s for Band 1 Urgent Courses	169	1,383	12.2%	9.3%	9.7%	9.2%
% of FP17s Relating to Free Repair or Replacements	6	1,383	0.4%	0.7%	0.6%	0.7%
% of FP17s Relating to Continuations	13	1,383	0.9%	0.9%	0.8%	0.8%
% of Patients satisfied with the dentistry they have received	4	4	N/A	93.5%	93.4%	93.4%
% of Patients satisfied with the time they had to wait for an appointment	4	4	N/A	89.0%	86.8%	87.6%

* This is based on patients treated on this contract for their most recent course of treatment. Figures in italics indicate the base number of FP17s or Patient Questionnaire responses are less than 100. N/A is shown where the base number of responses is less than 10 during the period. % is calculated as Quantity/Base number*100

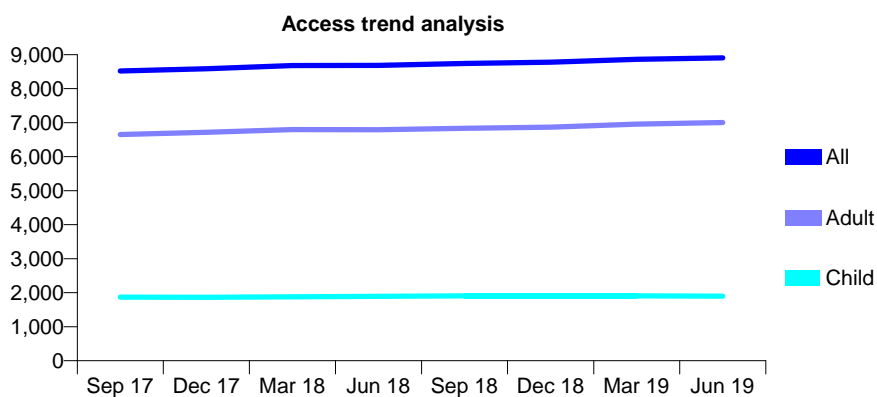
Q65 - Vital Signs At a Glance Contract Report for 644927/0002 - June 2019

Name or company name	MR MR BRICKLEY
Contract type name	GDS Contract
Purpose of contract	General
Contract start date	01/04/2006
Contract end date	

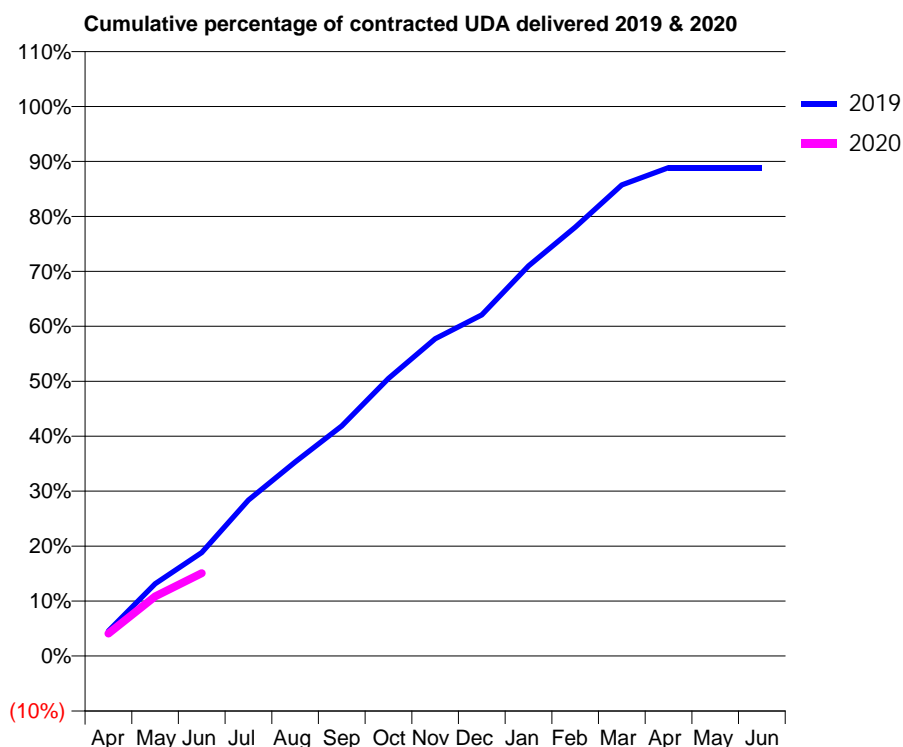
19/20 Contracted general activity (UDA)	23,942
Carry forward general activity (UDA)	0
19/20 Contracted orthodontic activity (UOA)	0
Carry forward orthodontic activity (UOA)	0
Baseline contract value	£633,555.07

ACCESS*

Patients seen in 24 months	Total	Change since previous quarter
Quarter ending June 2018	8,685	
Quarter ending September 2018	8,743	→
Quarter ending December 2018	8,777	→
Quarter ending March 2019	8,865	→
Quarter ending June 2019	8,903	→
Variance since June 2018	2.5%	↑



ACTIVITY



Month	Adjusted Scheduled Activity (UDA)	
	2019	2020
April	1,093	982
May	3,153	2,602
June	4,504	3,612
July	6,794	
August	8,457	
September	10,024	
October	12,092	
November	13,822	
December	14,858	
January	16,995	
February	18,682	
March	20,526	
April	21,272	
May	21,272	
June	21,272	

QUALITY

	Quantity	Base Number	Contract	AT	Region	England
% of FP17s for the same patient ID Re-attending within 3 months - Children	27	565	4.8%	9.0%	10.6%	11.4%
% of FP17s for the same patient ID Re-attending within 3 months - Adults	352	2,004	17.6%	13.8%	15.2%	15.4%
% of FP17s for the same patient ID Re-attending between 3 & 9 months - Children	331	565	58.6%	63.0%	62.3%	59.8%
% of FP17s for the same patient ID Re-attending between 3 & 9 months - Adults	871	2,004	43.5%	53.8%	53.3%	52.1%
% of FP17s for Band 1 Urgent Courses	330	2,188	15.1%	9.3%	9.7%	9.2%
% of FP17s Relating to Free Repair or Replacements	8	2,188	0.4%	0.7%	0.6%	0.7%
% of FP17s Relating to Continuations	36	2,188	1.6%	0.9%	0.8%	0.8%
% of Patients satisfied with the dentistry they have received	8	8	N/A	93.5%	93.4%	93.4%
% of Patients satisfied with the time they had to wait for an appointment	8	8	N/A	89.0%	86.8%	87.6%

* This is based on patients treated on this contract for their most recent course of treatment. Figures in italics indicate the base number of FP17s or Patient Questionnaire responses are less than 100. N/A is shown where the base number of responses is less than 10 during the period. % is calculated as Quantity/Base number*100

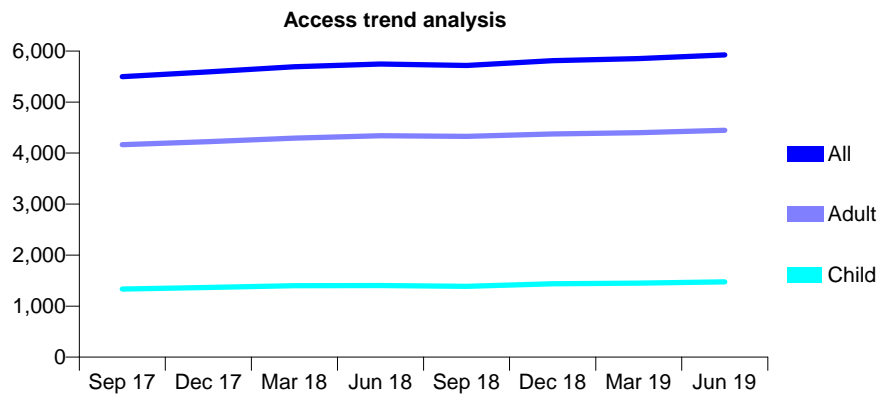
Q65 - Vital Signs At a Glance Contract Report for 661058/0002 - June 2019

Name or company name	MR AA GAFFORI
Contract type name	GDS Contract
Purpose of contract	General and Orthodontic
Contract start date	30/03/2015
Contract end date	

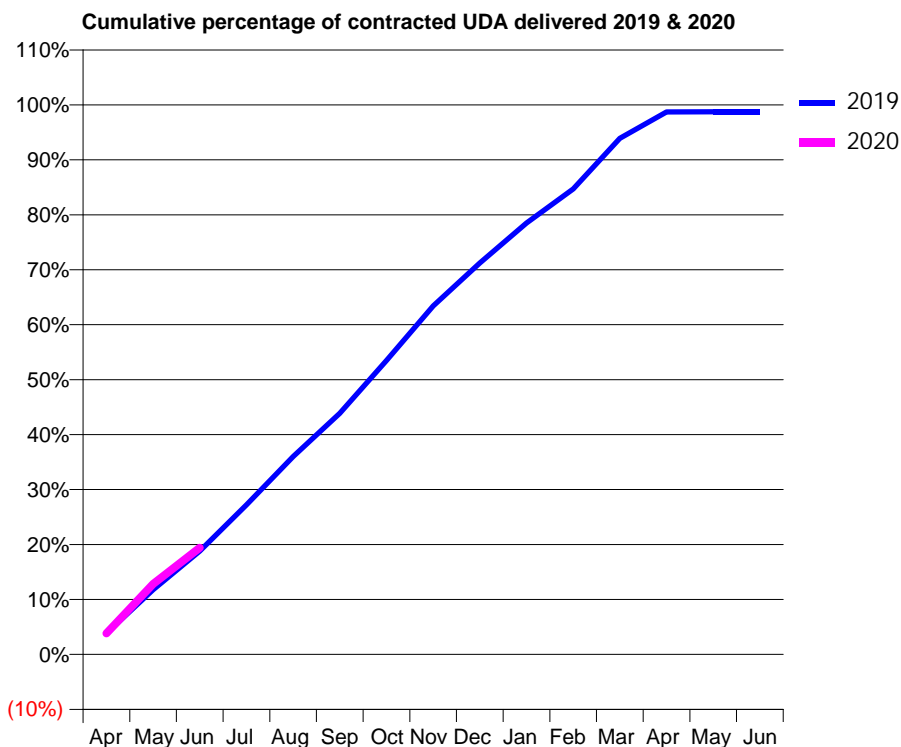
19/20 Contracted general activity (UDA)	14,797
Carry forward general activity (UDA)	0
19/20 Contracted orthodontic activity (UOA)	0
Carry forward orthodontic activity (UOA)	0
Baseline contract value	£310,221.71

ACCESS*

Patients seen in 24 months	Total	Change since previous quarter
Quarter ending June 2018	5,745	
Quarter ending September 2018	5,717	→
Quarter ending December 2018	5,814	→
Quarter ending March 2019	5,852	→
Quarter ending June 2019	5,926	→
Variance since June 2018	3.2%	↑



ACTIVITY



Month	2019	2020
April	566	568
May	1,742	1,897
June	2,782	2,874
July	4,029	
August	5,330	
September	6,494	
October	7,911	
November	9,384	
December	10,538	
January	11,613	
February	12,533	
March	13,894	
April	14,605	
May	14,608	
June	14,609	

QUALITY

	Quantity	Base Number	Contract	AT	Region	England
% of FP17s for the same patient ID Re-attending within 3 months - Children	28	510	5.5%	9.0%	10.6%	11.4%
% of FP17s for the same patient ID Re-attending within 3 months - Adults	212	1,444	14.7%	13.8%	15.2%	15.4%
% of FP17s for the same patient ID Re-attending between 3 & 9 months - Children	294	510	57.6%	63.0%	62.3%	59.8%
% of FP17s for the same patient ID Re-attending between 3 & 9 months - Adults	719	1,444	49.8%	53.8%	53.3%	52.1%
% of FP17s for Band 1 Urgent Courses	185	1,627	11.4%	9.3%	9.7%	9.2%
% of FP17s Relating to Free Repair or Replacements	10	1,627	0.6%	0.7%	0.6%	0.7%
% of FP17s Relating to Continuations	26	1,627	1.6%	0.9%	0.8%	0.8%
% of Patients satisfied with the dentistry they have received	5	5	N/A	93.5%	93.4%	93.4%
% of Patients satisfied with the time they had to wait for an appointment	5	5	N/A	89.0%	86.8%	87.6%

* This is based on patients treated on this contract for their most recent course of treatment. Figures in italics indicate the base number of FP17s or Patient Questionnaire responses are less than 100. N/A is shown where the base number of responses is less than 10 during the period. % is calculated as Quantity/Base number*100

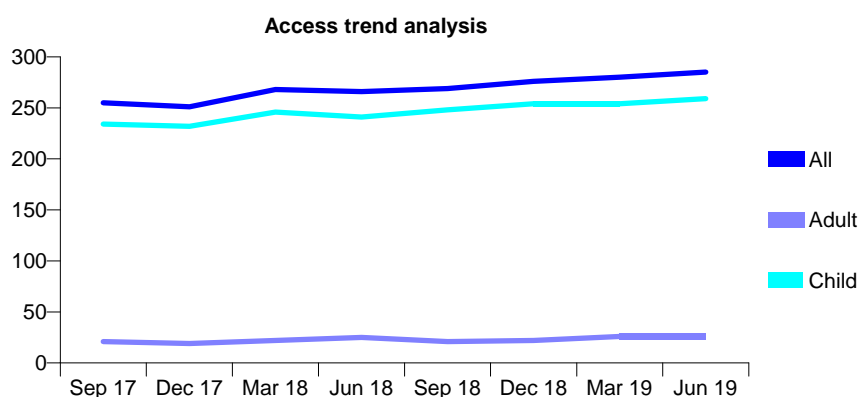
Q65 - Vital Signs At a Glance Contract Report for 677752/0001 - June 2019

Name or company name	MR AJ SHEPHERD
Contract type name	GDS Contract
Purpose of contract	General
Contract start date	01/04/2008
Contract end date	

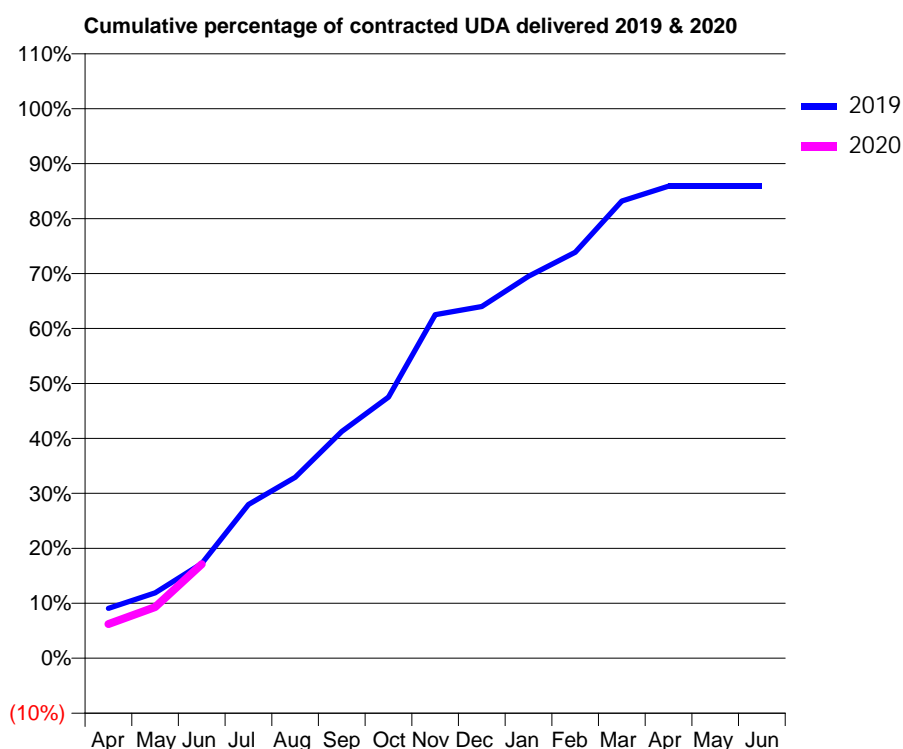
19/20 Contracted general activity (UDA)	550
Carry forward general activity (UDA)	0
19/20 Contracted orthodontic activity (UOA)	0
Carry forward orthodontic activity (UOA)	0
Baseline contract value	£12,119.08

ACCESS*

Patients seen in 24 months	Total	Change since previous quarter
Quarter ending June 2018	266	
Quarter ending September 2018	269	→
Quarter ending December 2018	276	↑
Quarter ending March 2019	280	→
Quarter ending June 2019	285	→
Variance since June 2018	7.1%	↑



ACTIVITY



Month	2019	2020
April	50	34
May	65	51
June	95	94
July	154	
August	181	
September	227	
October	261	
November	344	
December	352	
January	382	
February	406	
March	457	
April	472	
May	472	
June	472	

QUALITY

	Quantity	Base Number	Contract	AT	Region	England
% of FP17s for the same patient ID Re-attending within 3 months - Children	1	79	1.3%	9.0%	10.6%	11.4%
% of FP17s for the same patient ID Re-attending within 3 months - Adults	0	1	0.0%	13.8%	15.2%	15.4%
% of FP17s for the same patient ID Re-attending between 3 & 9 months - Children	53	79	67.1%	63.0%	62.3%	59.8%
% of FP17s for the same patient ID Re-attending between 3 & 9 months - Adults	0	1	0.0%	53.8%	53.3%	52.1%
% of FP17s for Band 1 Urgent Courses	1	67	1.5%	9.3%	9.7%	9.2%
% of FP17s Relating to Free Repair or Replacements	0	67	0.0%	0.7%	0.6%	0.7%
% of FP17s Relating to Continuations	0	67	0.0%	0.9%	0.8%	0.8%
% of Patients satisfied with the dentistry they have received	0	0	N/A	93.5%	93.4%	93.4%
% of Patients satisfied with the time they had to wait for an appointment	0	0	N/A	89.0%	86.8%	87.6%

* This is based on patients treated on this contract for their most recent course of treatment.

Figures in italics indicate the base number of FP17s or Patient Questionnaire responses are less than 100. N/A is shown where the base number of responses is less than 10 during the period. % is calculated as Quantity/Base number*100

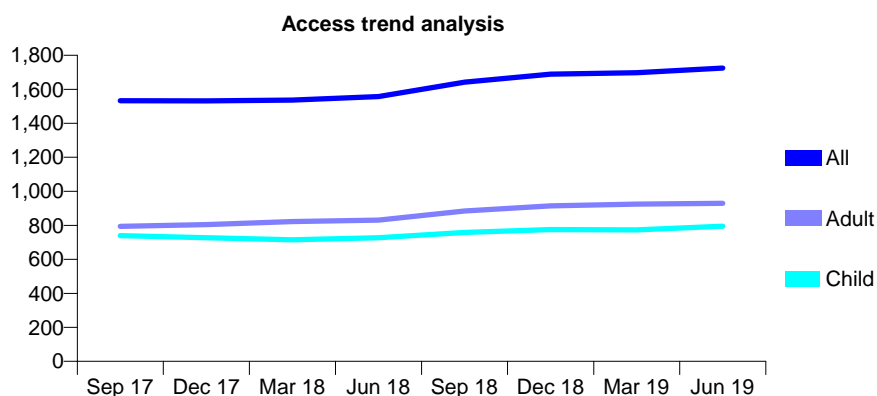
Q65 - Vital Signs At a Glance Contract Report for 678775/0002 - June 2019

Name or company name	MR MS JAMIE
Contract type name	GDS Contract
Purpose of contract	General
Contract start date	01/04/2006
Contract end date	

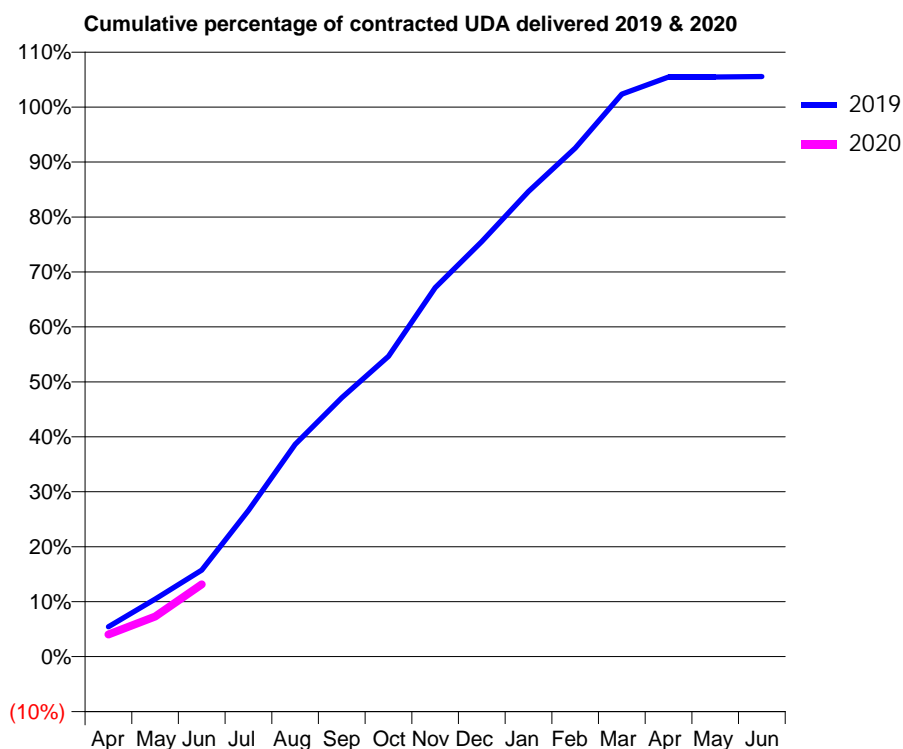
19/20 Contracted general activity (UDA)	5,438
Carry forward general activity (UDA)	0
19/20 Contracted orthodontic activity (UOA)	0
Carry forward orthodontic activity (UOA)	0
Baseline contract value	£111,016.48

ACCESS*

Patients seen in 24 months	Total	Change since previous quarter
Quarter ending June 2018	1,557	
Quarter ending September 2018	1,642	↑
Quarter ending December 2018	1,689	↑
Quarter ending March 2019	1,698	→
Quarter ending June 2019	1,724	→
Variance since June 2018	10.7%	↑



ACTIVITY



Month	Adjusted Scheduled Activity (UDA)	
	2019	2020
April	296	220
May	569	396
June	855	716
July	1,447	
August	2,100	
September	2,563	
October	2,971	
November	3,650	
December	4,107	
January	4,602	
February	5,032	
March	5,566	
April	5,736	
May	5,736	
June	5,739	

QUALITY

	Quantity	Base Number	Contract	AT	Region	England
% of FP17s for the same patient ID Re-attending within 3 months - Children	15	214	7.0%	9.0%	10.6%	11.4%
% of FP17s for the same patient ID Re-attending within 3 months - Adults	40	227	17.6%	13.8%	15.2%	15.4%
% of FP17s for the same patient ID Re-attending between 3 & 9 months - Children	120	214	56.1%	63.0%	62.3%	59.8%
% of FP17s for the same patient ID Re-attending between 3 & 9 months - Adults	113	227	49.8%	53.8%	53.3%	52.1%
% of FP17s for Band 1 Urgent Courses	45	372	12.1%	9.3%	9.7%	9.2%
% of FP17s Relating to Free Repair or Replacements	1	372	0.3%	0.7%	0.6%	0.7%
% of FP17s Relating to Continuations	6	372	1.6%	0.9%	0.8%	0.8%
% of Patients satisfied with the dentistry they have received	1	1	N/A	93.5%	93.4%	93.4%
% of Patients satisfied with the time they had to wait for an appointment	1	1	N/A	89.0%	86.8%	87.6%

* This is based on patients treated on this contract for their most recent course of treatment. Figures in italics indicate the base number of FP17s or Patient Questionnaire responses are less than 100. N/A is shown where the base number of responses is less than 10 during the period. % is calculated as Quantity/Base number*100

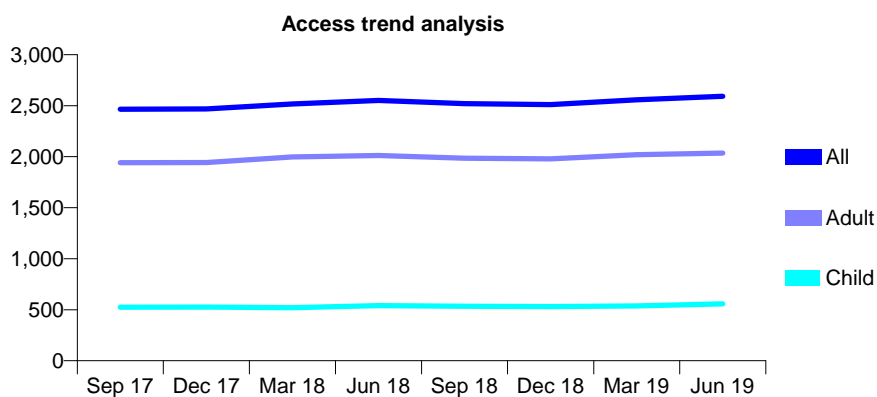
Q65 - Vital Signs At a Glance Contract Report for 679704/0001 - June 2019

Name or company name	MR N ZARGARIAN
Contract type name	GDS Contract
Purpose of contract	General
Contract start date	01/04/2006
Contract end date	

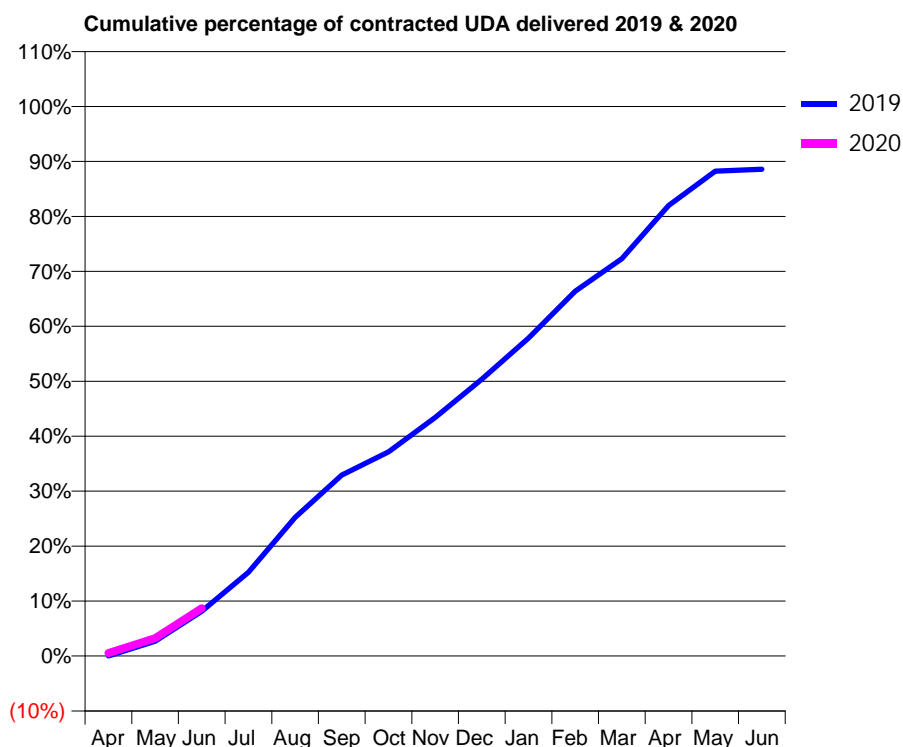
19/20 Contracted general activity (UDA)	8,819
Carry forward general activity (UDA)	0
19/20 Contracted orthodontic activity (UOA)	0
Carry forward orthodontic activity (UOA)	0
Baseline contract value	£210,534.19

ACCESS*

Patients seen in 24 months	Total	Change since previous quarter
Quarter ending June 2018	2,551	
Quarter ending September 2018	2,519	↓
Quarter ending December 2018	2,510	→
Quarter ending March 2019	2,558	→
Quarter ending June 2019	2,592	→
Variance since June 2018	1.6%	→



ACTIVITY



Month	Adjusted Scheduled Activity (UDA)	
	2019	2020
April	0	49
May	238	285
June	718	767
July	1,345	
August	2,225	
September	2,904	
October	3,275	
November	3,827	
December	4,441	
January	5,102	
February	5,855	
March	6,376	
April	7,229	
May	7,780	
June	7,810	

QUALITY

	Quantity	Base Number	Contract	AT	Region	England
% of FP17s for the same patient ID Re-attending within 3 months - Children	7	189	3.7%	9.0%	10.6%	11.4%
% of FP17s for the same patient ID Re-attending within 3 months - Adults	137	907	15.1%	13.8%	15.2%	15.4%
% of FP17s for the same patient ID Re-attending between 3 & 9 months - Children	121	189	64.0%	63.0%	62.3%	59.8%
% of FP17s for the same patient ID Re-attending between 3 & 9 months - Adults	556	907	61.3%	53.8%	53.3%	52.1%
% of FP17s for Band 1 Urgent Courses	38	459	8.3%	9.3%	9.7%	9.2%
% of FP17s Relating to Free Repair or Replacements	0	459	0.0%	0.7%	0.6%	0.7%
% of FP17s Relating to Continuations	15	459	3.3%	0.9%	0.8%	0.8%
% of Patients satisfied with the dentistry they have received	3	3	N/A	93.5%	93.4%	93.4%
% of Patients satisfied with the time they had to wait for an appointment	3	3	N/A	89.0%	86.8%	87.6%

* This is based on patients treated on this contract for their most recent course of treatment. Figures in italics indicate the base number of FP17s or Patient Questionnaire responses are less than 100. N/A is shown where the base number of responses is less than 10 during the period. % is calculated as Quantity/Base number*100

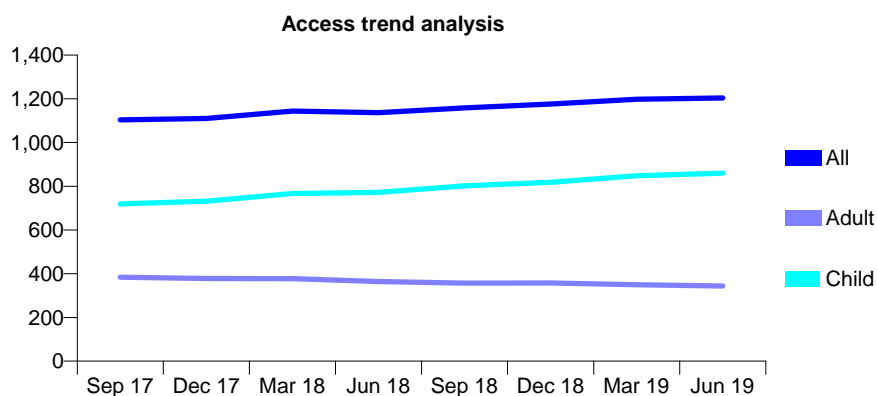
Q65 - Vital Signs At a Glance Contract Report for 682179/0001 - June 2019

Name or company name	MR T RAZAVI
Contract type name	GDS Contract
Purpose of contract	General
Contract start date	09/05/2014
Contract end date	

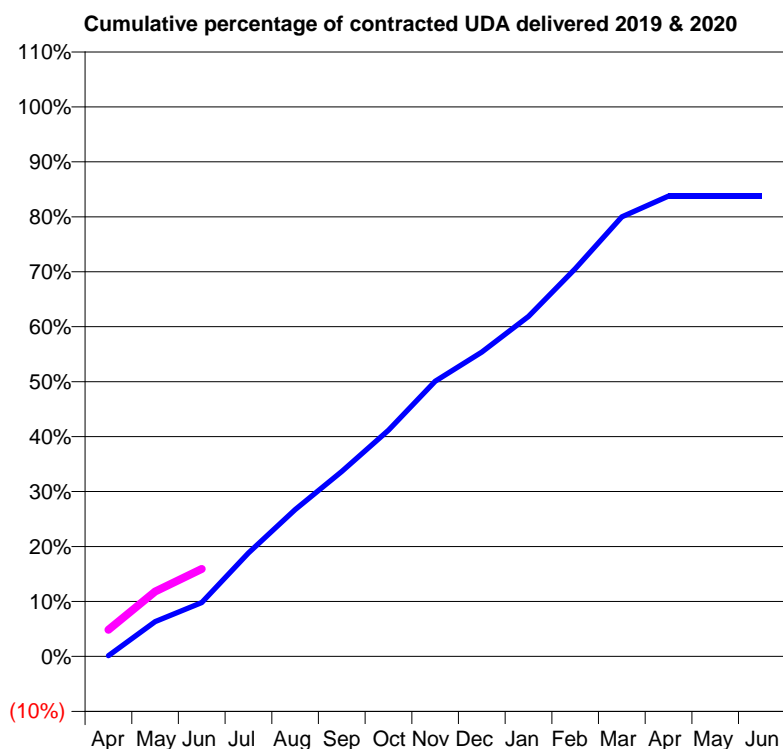
19/20 Contracted general activity (UDA)	3,300
Carry forward general activity (UDA)	0
19/20 Contracted orthodontic activity (UOA)	0
Carry forward orthodontic activity (UOA)	0
Baseline contract value	£73,916.38

ACCESS*

Patients seen in 24 months	Total	Change since previous quarter
Quarter ending June 2018	1,136	
Quarter ending September 2018	1,159	↑
Quarter ending December 2018	1,176	→
Quarter ending March 2019	1,198	→
Quarter ending June 2019	1,204	→
Variance since June 2018	6.0%	↑



ACTIVITY



Month	2019	2020
April	5	161
May	210	390
June	323	525
July	621	
August	882	
September	1,111	
October	1,359	
November	1,652	
December	1,827	
January	2,042	
February	2,329	
March	2,640	
April	2,765	
May	2,765	
June	2,765	

QUALITY

	Quantity	Base Number	Contract	AT	Region	England
% of FP17s for the same patient ID Re-attending within 3 months - Children	22	318	6.9%	9.0%	10.6%	11.4%
% of FP17s for the same patient ID Re-attending within 3 months - Adults	11	83	13.3%	13.8%	15.2%	15.4%
% of FP17s for the same patient ID Re-attending between 3 & 9 months - Children	212	318	66.7%	63.0%	62.3%	59.8%
% of FP17s for the same patient ID Re-attending between 3 & 9 months - Adults	54	83	65.1%	53.8%	53.3%	52.1%
% of FP17s for Band 1 Urgent Courses	18	339	5.3%	9.3%	9.7%	9.2%
% of FP17s Relating to Free Repair or Replacements	0	339	0.0%	0.7%	0.6%	0.7%
% of FP17s Relating to Continuations	0	339	0.0%	0.9%	0.8%	0.8%
% of Patients satisfied with the dentistry they have received	0	0	N/A	93.5%	93.4%	93.4%
% of Patients satisfied with the time they had to wait for an appointment	0	0	N/A	89.0%	86.8%	87.6%

* This is based on patients treated on this contract for their most recent course of treatment. Figures in italics indicate the base number of FP17s or Patient Questionnaire responses are less than 100. N/A is shown where the base number of responses is less than 10 during the period. % is calculated as Quantity/Base number*100

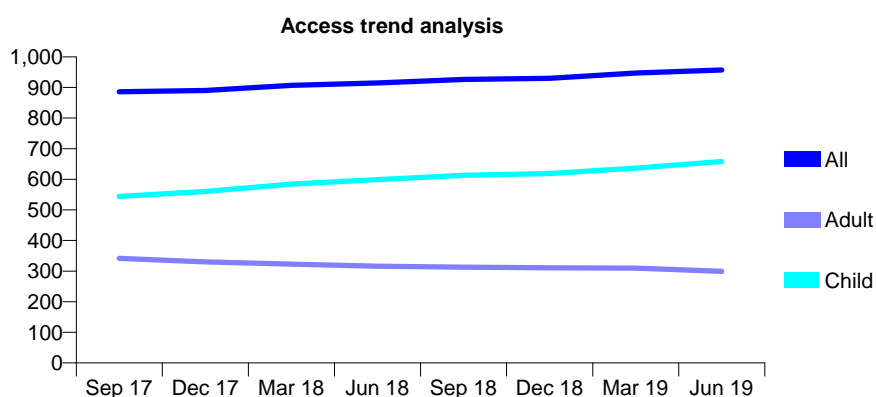
Q65 - Vital Signs At a Glance Contract Report for 715883/0001 - June 2019

Name or company name	MR CP OWEN-ROBERTS
Contract type name	GDS Contract
Purpose of contract	General
Contract start date	01/08/2013
Contract end date	

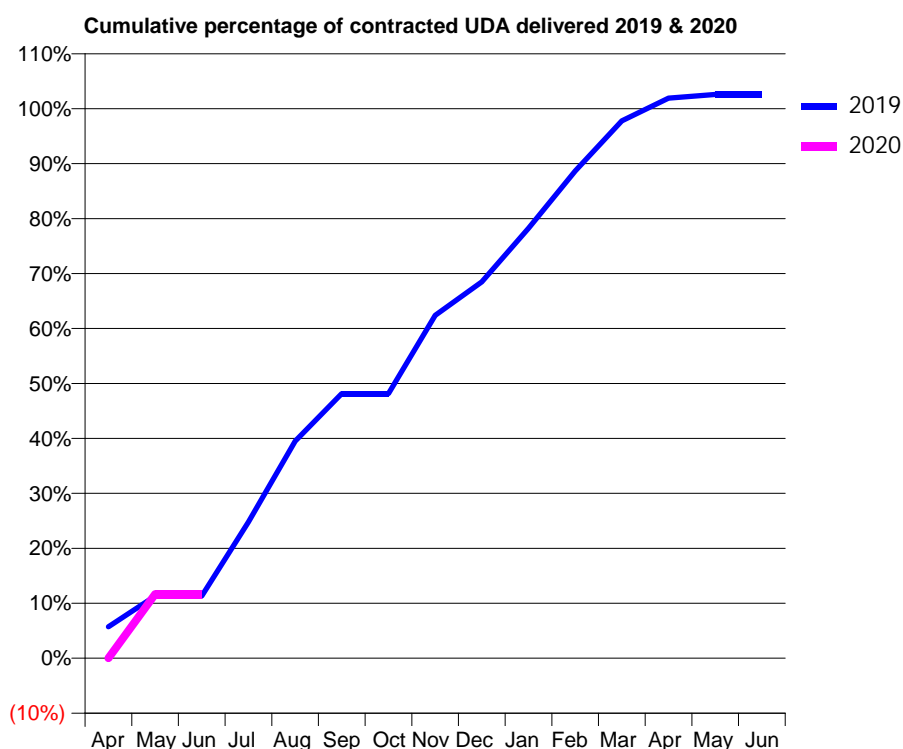
19/20 Contracted general activity (UDA)	2,709
Carry forward general activity (UDA)	0
19/20 Contracted orthodontic activity (UOA)	0
Carry forward orthodontic activity (UOA)	0
Baseline contract value	£84,290.82

ACCESS*

Patients seen in 24 months	Total	Change since previous quarter
Quarter ending June 2018	915	
Quarter ending September 2018	926	→
Quarter ending December 2018	930	→
Quarter ending March 2019	947	→
Quarter ending June 2019	957	→
Variance since June 2018	4.6%	↑



ACTIVITY



Month	2019	2020
April	155	0
May	307	316
June	307	316
July	672	
August	1,071	
September	1,305	
October	1,305	
November	1,691	
December	1,855	
January	2,120	
February	2,402	
March	2,649	
April	2,761	
May	2,779	
June	2,779	

QUALITY

	Quantity	Base Number	Contract	AT	Region	England
% of FP17s for the same patient ID Re-attending within 3 months - Children	14	164	8.5%	9.0%	10.6%	11.4%
% of FP17s for the same patient ID Re-attending within 3 months - Adults	16	70	22.9%	13.8%	15.2%	15.4%
% of FP17s for the same patient ID Re-attending between 3 & 9 months - Children	95	164	57.9%	63.0%	62.3%	59.8%
% of FP17s for the same patient ID Re-attending between 3 & 9 months - Adults	36	70	51.4%	53.8%	53.3%	52.1%
% of FP17s for Band 1 Urgent Courses	13	177	7.3%	9.3%	9.7%	9.2%
% of FP17s Relating to Free Repair or Replacements	0	177	0.0%	0.7%	0.6%	0.7%
% of FP17s Relating to Continuations	0	177	0.0%	0.9%	0.8%	0.8%
% of Patients satisfied with the dentistry they have received	0	0	N/A	93.5%	93.4%	93.4%
% of Patients satisfied with the time they had to wait for an appointment	0	0	N/A	89.0%	86.8%	87.6%

* This is based on patients treated on this contract for their most recent course of treatment.

Figures in italics indicate the base number of FP17s or Patient Questionnaire responses are less than 100. N/A is shown where the base number of responses is less than 10 during the period. % is calculated as Quantity/Base number*100

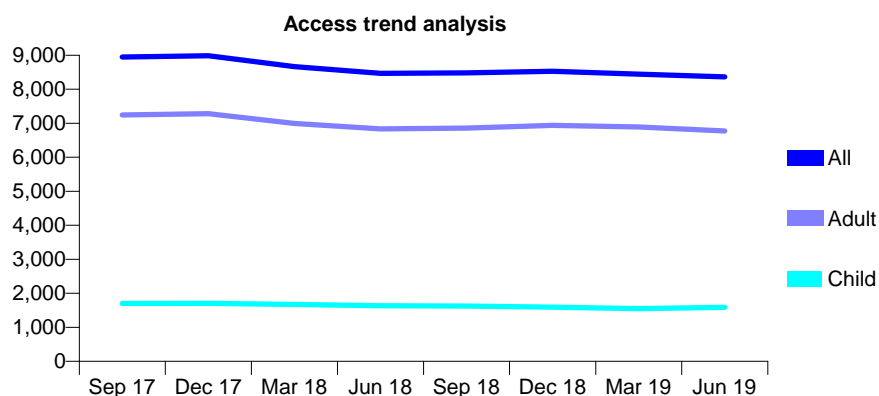
Q65 - Vital Signs At a Glance Contract Report for 760285/0001 - June 2019

Name or company name	Mr Samuel Labib
Contract type name	GDS Contract
Purpose of contract	General
Contract start date	01/04/2006
Contract end date	

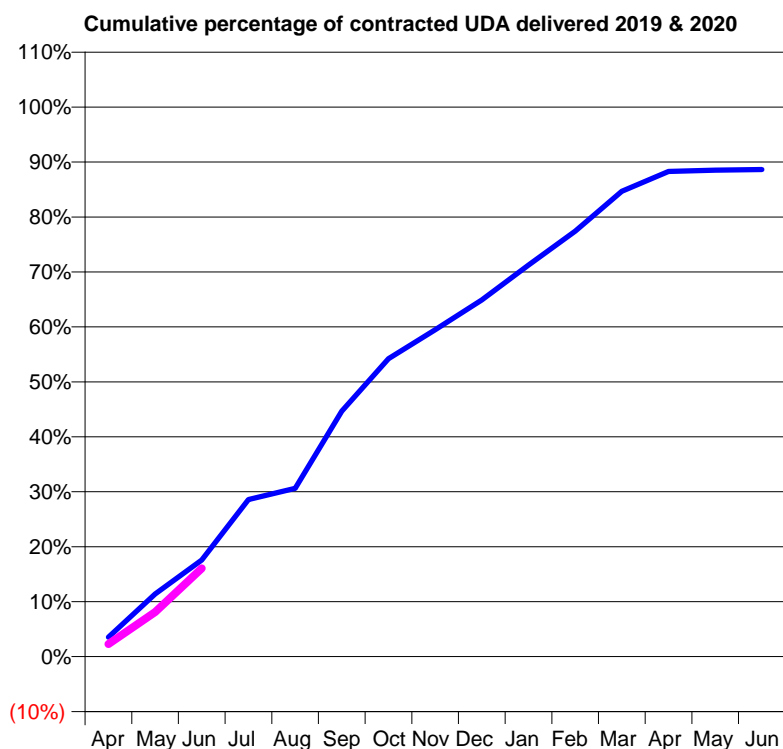
19/20 Contracted general activity (UDA)	24,932
Carry forward general activity (UDA)	0
19/20 Contracted orthodontic activity (UOA)	0
Carry forward orthodontic activity (UOA)	0
Baseline contract value	£532,589.61

ACCESS*

Patients seen in 24 months	Total	Change since previous quarter
Quarter ending June 2018	8,468	
Quarter ending September 2018	8,483	→
Quarter ending December 2018	8,532	→
Quarter ending March 2019	8,444	↓
Quarter ending June 2019	8,364	→
Variance since June 2018	(1.2%)	↓



ACTIVITY



Month	Adjusted Scheduled Activity (UDA)	
	2019	2020
April	889	569
May	2,845	2,023
June	4,383	4,000
July	7,123	
August	7,633	
September	11,133	
October	13,521	
November	14,832	
December	16,184	
January	17,769	
February	19,304	
March	21,112	
April	22,010	
May	22,069	
June	22,096	

QUALITY

	Quantity	Base Number	Contract	AT	Region	England
% of FP17s for the same patient ID Re-attending within 3 months - Children	29	534	5.4%	9.0%	10.6%	11.4%
% of FP17s for the same patient ID Re-attending within 3 months - Adults	253	2,159	11.7%	13.8%	15.2%	15.4%
% of FP17s for the same patient ID Re-attending between 3 & 9 months - Children	238	534	44.6%	63.0%	62.3%	59.8%
% of FP17s for the same patient ID Re-attending between 3 & 9 months - Adults	1,109	2,159	51.4%	53.8%	53.3%	52.1%
% of FP17s for Band 1 Urgent Courses	209	2,230	9.4%	9.3%	9.7%	9.2%
% of FP17s Relating to Free Repair or Replacements	19	2,230	0.9%	0.7%	0.6%	0.7%
% of FP17s Relating to Continuations	8	2,230	0.4%	0.9%	0.8%	0.8%
% of Patients satisfied with the dentistry they have received	12	14	85.7%	93.5%	93.4%	93.4%
% of Patients satisfied with the time they had to wait for an appointment	11	14	78.6%	89.0%	86.8%	87.6%

* This is based on patients treated on this contract for their most recent course of treatment. Figures in italics indicate the base number of FP17s or Patient Questionnaire responses are less than 100. N/A is shown where the base number of responses is less than 10 during the period. % is calculated as Quantity/Base number*100

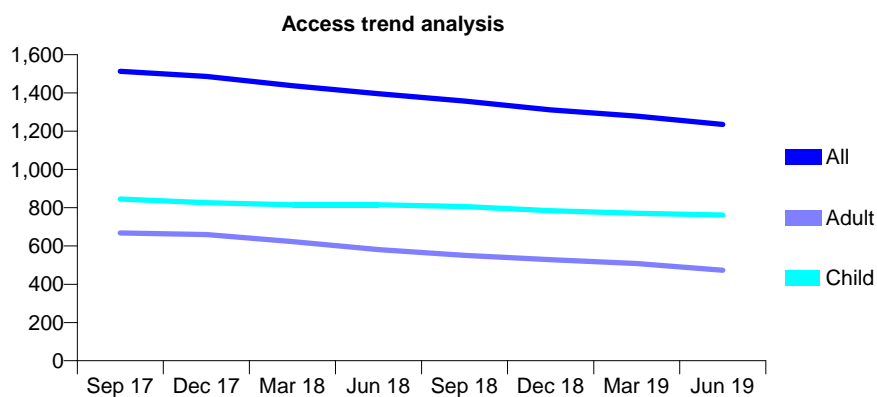
Q65 - Vital Signs At a Glance Contract Report for 762903/0001 - June 2019

Name or company name	MR CR BRANN
Contract type name	GDS Contract
Purpose of contract	General
Contract start date	01/02/2007
Contract end date	

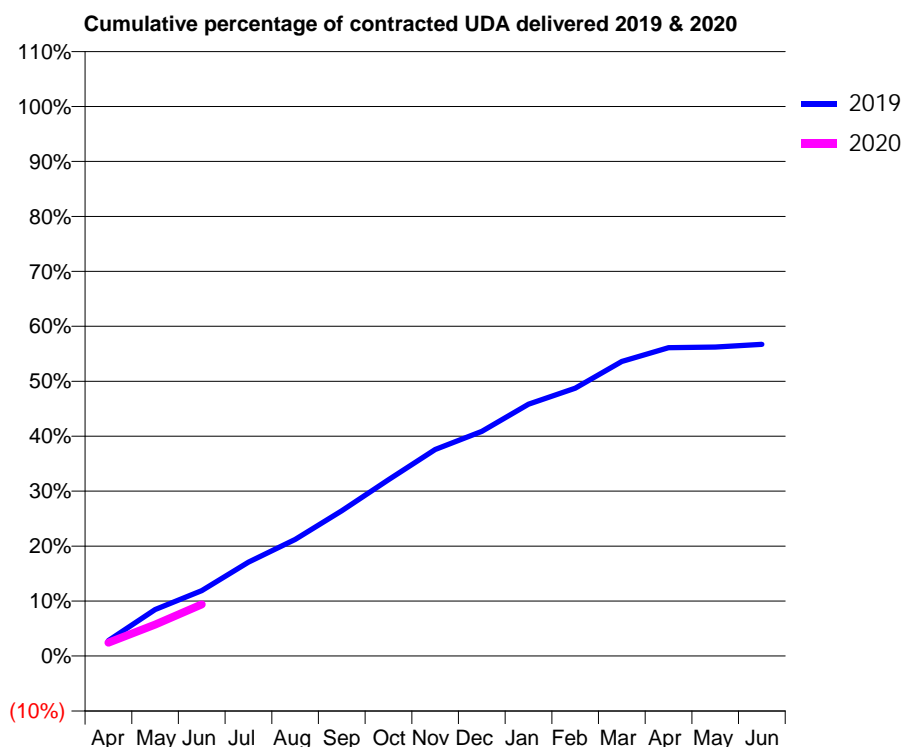
19/20 Contracted general activity (UDA)	5,865
Carry forward general activity (UDA)	0
19/20 Contracted orthodontic activity (UOA)	0
Carry forward orthodontic activity (UOA)	0
Baseline contract value	£134,934.89

ACCESS*

Patients seen in 24 months	Total	Change since previous quarter
Quarter ending June 2018	1,396	
Quarter ending September 2018	1,357	↓
Quarter ending December 2018	1,312	↓
Quarter ending March 2019	1,279	↓
Quarter ending June 2019	1,235	↓
Variance since June 2018	(11.5%)	↓



ACTIVITY



Month	Adjusted Scheduled Activity (UDA)	
	2019	2020
April	166	144
May	496	336
June	698	552
July	1,002	
August	1,244	
September	1,551	
October	1,880	
November	2,204	
December	2,397	
January	2,688	
February	2,859	
March	3,144	
April	3,290	
May	3,296	
June	3,326	

QUALITY

	Quantity	Base Number	Contract	AT	Region	England
% of FP17s for the same patient ID Re-attending within 3 months - Children	28	340	8.2%	9.0%	10.6%	11.4%
% of FP17s for the same patient ID Re-attending within 3 months - Adults	21	130	16.2%	13.8%	15.2%	15.4%
% of FP17s for the same patient ID Re-attending between 3 & 9 months - Children	261	340	76.8%	63.0%	62.3%	59.8%
% of FP17s for the same patient ID Re-attending between 3 & 9 months - Adults	91	130	70.0%	53.8%	53.3%	52.1%
% of FP17s for Band 1 Urgent Courses	16	378	4.2%	9.3%	9.7%	9.2%
% of FP17s Relating to Free Repair or Replacements	0	378	0.0%	0.7%	0.6%	0.7%
% of FP17s Relating to Continuations	0	378	0.0%	0.9%	0.8%	0.8%
% of Patients satisfied with the dentistry they have received	2	2	N/A	93.5%	93.4%	93.4%
% of Patients satisfied with the time they had to wait for an appointment	2	2	N/A	89.0%	86.8%	87.6%

* This is based on patients treated on this contract for their most recent course of treatment. Figures in italics indicate the base number of FP17s or Patient Questionnaire responses are less than 100. N/A is shown where the base number of responses is less than 10 during the period. % is calculated as Quantity/Base number*100

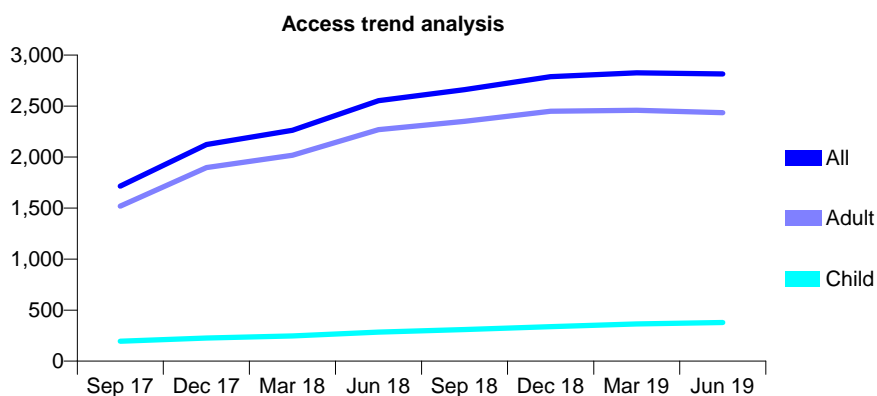
Q65 - Vital Signs At a Glance Contract Report for 765864/0001 - June 2019

Name or company name	Mr T Razavi
Contract type name	GDS Contract
Purpose of contract	General
Contract start date	01/04/2006
Contract end date	

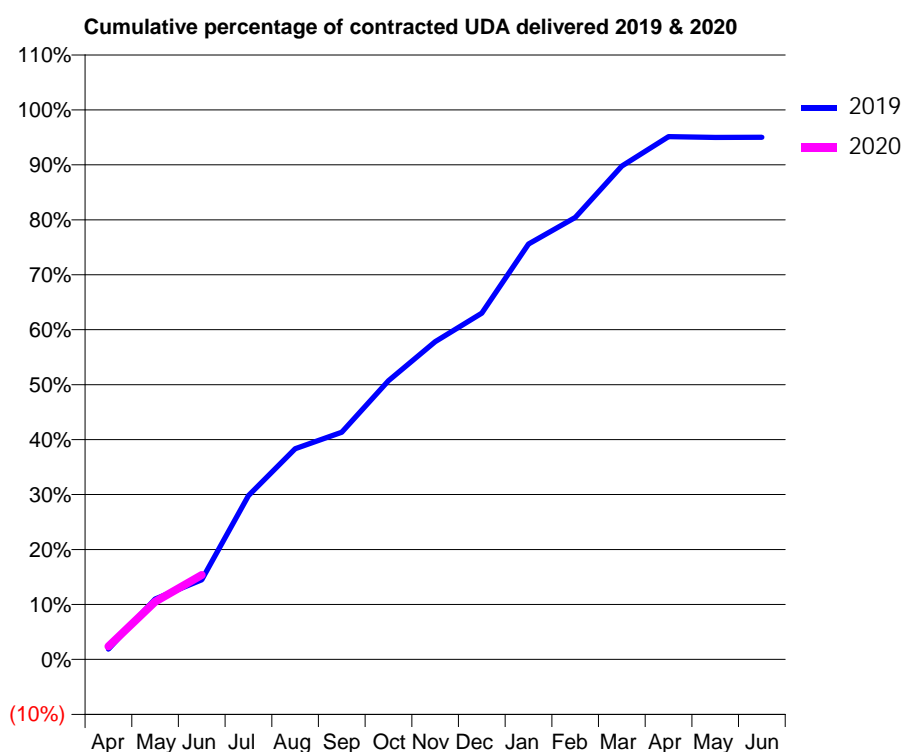
19/20 Contracted general activity (UDA)	5,998
Carry forward general activity (UDA)	0
19/20 Contracted orthodontic activity (UOA)	0
Carry forward orthodontic activity (UOA)	0
Baseline contract value	£172,524.96

ACCESS*

Patients seen in 24 months	Total	Change since previous quarter
Quarter ending June 2018	2,552	
Quarter ending September 2018	2,661	↑
Quarter ending December 2018	2,787	↑
Quarter ending March 2019	2,825	→
Quarter ending June 2019	2,815	→
Variance since June 2018	10.3%	↑



ACTIVITY



Month	2019	2020
April	113	143
May	661	629
June	870	922
July	1,789	
August	2,299	
September	2,480	
October	3,041	
November	3,468	
December	3,780	
January	4,533	
February	4,825	
March	5,385	
April	5,705	
May	5,697	
June	5,699	

QUALITY

	Quantity	Base Number	Contract	AT	Region	England
% of FP17s for the same patient ID Re-attending within 3 months - Children	13	118	11.0%	9.0%	10.6%	11.4%
% of FP17s for the same patient ID Re-attending within 3 months - Adults	79	586	13.5%	13.8%	15.2%	15.4%
% of FP17s for the same patient ID Re-attending between 3 & 9 months - Children	58	118	49.2%	63.0%	62.3%	59.8%
% of FP17s for the same patient ID Re-attending between 3 & 9 months - Adults	189	586	32.3%	53.8%	53.3%	52.1%
% of FP17s for Band 1 Urgent Courses	136	555	24.5%	9.3%	9.7%	9.2%
% of FP17s Relating to Free Repair or Replacements	3	555	0.5%	0.7%	0.6%	0.7%
% of FP17s Relating to Continuations	5	555	0.9%	0.9%	0.8%	0.8%
% of Patients satisfied with the dentistry they have received	2	2	N/A	93.5%	93.4%	93.4%
% of Patients satisfied with the time they had to wait for an appointment	1	2	N/A	89.0%	86.8%	87.6%

* This is based on patients treated on this contract for their most recent course of treatment. Figures in italics indicate the base number of FP17s or Patient Questionnaire responses are less than 100. N/A is shown where the base number of responses is less than 10 during the period. % is calculated as Quantity/Base number*100

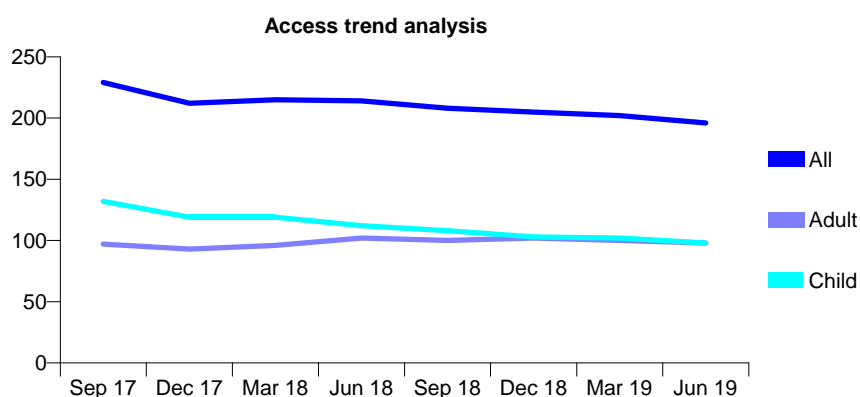
Q65 - Vital Signs At a Glance Contract Report for 770574/0001 - June 2019

Name or company name	MR MJ OVERTON-FOX
Contract type name	GDS Contract
Purpose of contract	General
Contract start date	01/04/2006
Contract end date	

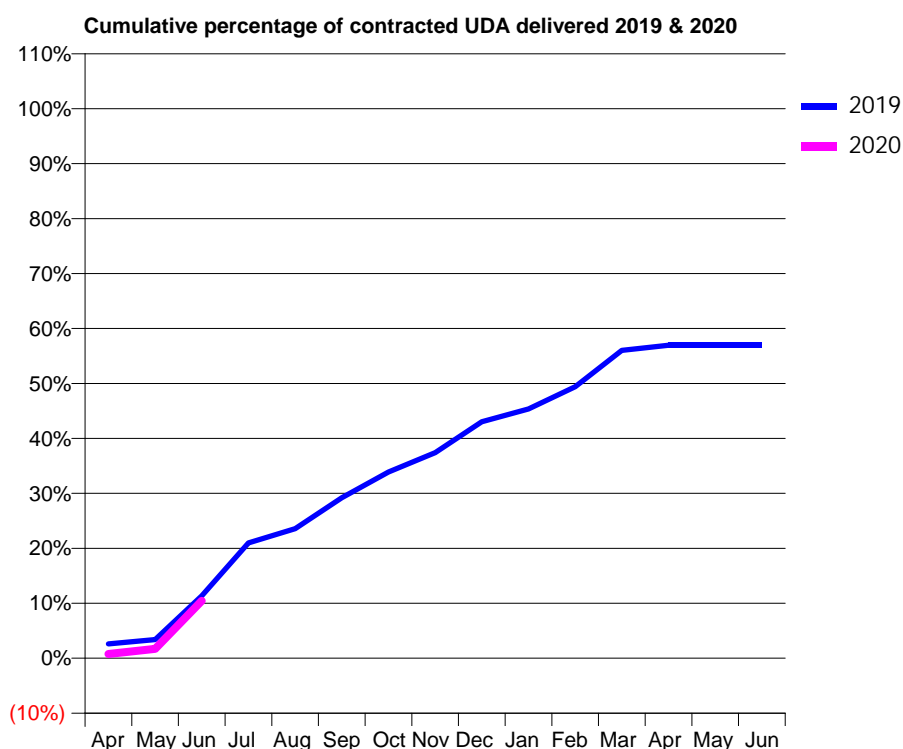
19/20 Contracted general activity (UDA)	770
Carry forward general activity (UDA)	0
19/20 Contracted orthodontic activity (UOA)	0
Carry forward orthodontic activity (UOA)	0
Baseline contract value	£18,061.58

ACCESS*

Patients seen in 24 months	Total	Change since previous quarter
Quarter ending June 2018	214	
Quarter ending September 2018	208	↓
Quarter ending December 2018	205	↓
Quarter ending March 2019	202	↓
Quarter ending June 2019	196	↓
Variance since June 2018	(8.4%)	↓



ACTIVITY



Month	2019	2020
April	20	6
May	26	13
June	87	80
July	162	
August	182	
September	225	
October	261	
November	288	
December	331	
January	349	
February	380	
March	431	
April	438	
May	438	
June	438	

QUALITY

	Quantity	Base Number	Contract	AT	Region	England
% of FP17s for the same patient ID Re-attending within 3 months - Children	0	31	0.0%	9.0%	10.6%	11.4%
% of FP17s for the same patient ID Re-attending within 3 months - Adults	4	24	16.7%	13.8%	15.2%	15.4%
% of FP17s for the same patient ID Re-attending between 3 & 9 months - Children	20	31	64.5%	63.0%	62.3%	59.8%
% of FP17s for the same patient ID Re-attending between 3 & 9 months - Adults	10	24	41.7%	53.8%	53.3%	52.1%
% of FP17s for Band 1 Urgent Courses	2	50	4.0%	9.3%	9.7%	9.2%
% of FP17s Relating to Free Repair or Replacements	0	50	0.0%	0.7%	0.6%	0.7%
% of FP17s Relating to Continuations	0	50	0.0%	0.9%	0.8%	0.8%
% of Patients satisfied with the dentistry they have received	1	1	N/A	93.5%	93.4%	93.4%
% of Patients satisfied with the time they had to wait for an appointment	1	1	N/A	89.0%	86.8%	87.6%

* This is based on patients treated on this contract for their most recent course of treatment.

Figures in italics indicate the base number of FP17s or Patient Questionnaire responses are less than 100. N/A is shown where the base number of responses is less than 10 during the period. % is calculated as Quantity/Base number*100

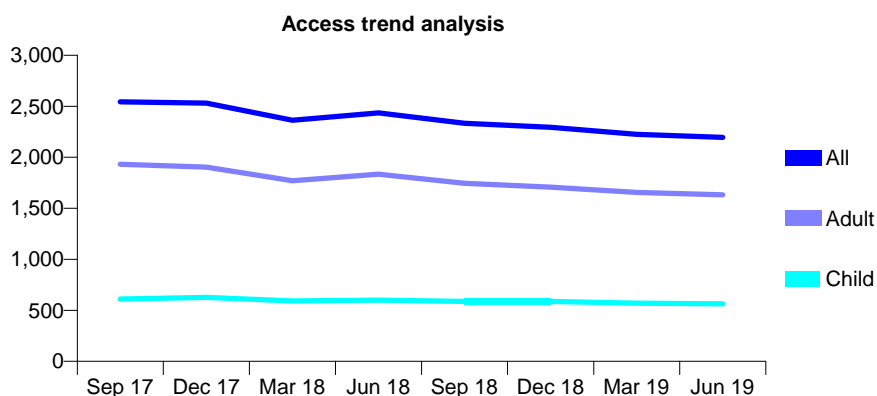
Q65 - Vital Signs At a Glance Contract Report for 787442/0001 - June 2019

Name or company name	Millennium Dental Care
Contract type name	GDS Contract
Purpose of contract	General
Contract start date	01/04/2006
Contract end date	

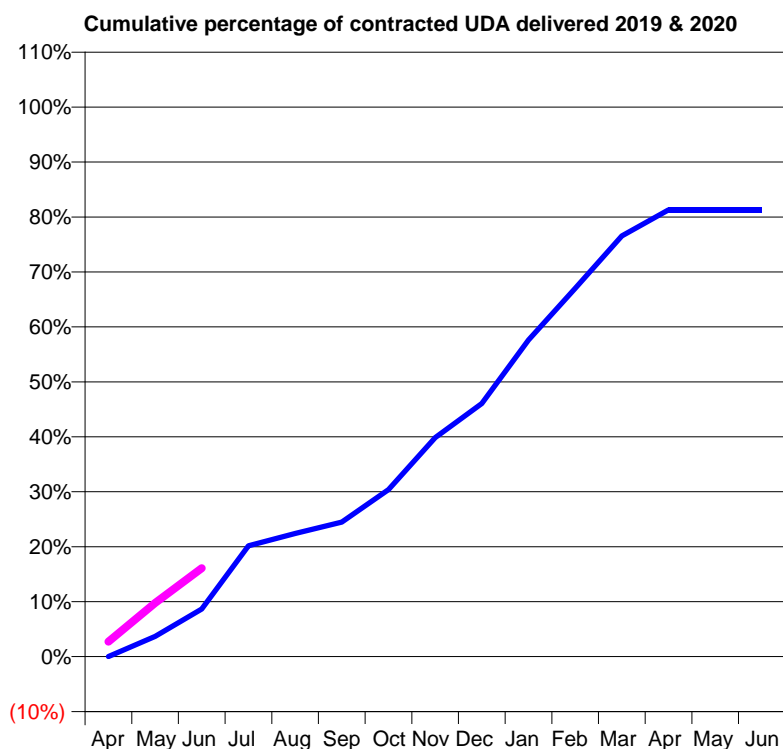
19/20 Contracted general activity (UDA)	5,997
Carry forward general activity (UDA)	0
19/20 Contracted orthodontic activity (UOA)	0
Carry forward orthodontic activity (UOA)	0
Baseline contract value	£146,682.27

ACCESS*

Patients seen in 24 months	Total	Change since previous quarter
Quarter ending June 2018	2,436	
Quarter ending September 2018	2,333	↓
Quarter ending December 2018	2,295	↓
Quarter ending March 2019	2,225	↓
Quarter ending June 2019	2,196	↓
Variance since June 2018	(9.9%)	↓



ACTIVITY



Month	Adjusted Scheduled Activity (UDA)	
	2019	2020
April	1	164
May	220	586
June	520	965
July	1,210	
August	1,344	
September	1,467	
October	1,822	
November	2,390	
December	2,762	
January	3,456	
February	4,020	
March	4,591	
April	4,876	
May	4,876	
June	4,876	

QUALITY

	Quantity	Base Number	Contract	AT	Region	England
% of FP17s for the same patient ID Re-attending within 3 months - Children	10	152	6.6%	9.0%	10.6%	11.4%
% of FP17s for the same patient ID Re-attending within 3 months - Adults	59	382	15.4%	13.8%	15.2%	15.4%
% of FP17s for the same patient ID Re-attending between 3 & 9 months - Children	74	152	48.7%	63.0%	62.3%	59.8%
% of FP17s for the same patient ID Re-attending between 3 & 9 months - Adults	188	382	49.2%	53.8%	53.3%	52.1%
% of FP17s for Band 1 Urgent Courses	30	449	6.7%	9.3%	9.7%	9.2%
% of FP17s Relating to Free Repair or Replacements	2	449	0.4%	0.7%	0.6%	0.7%
% of FP17s Relating to Continuations	3	449	0.7%	0.9%	0.8%	0.8%
% of Patients satisfied with the dentistry they have received	1	1	N/A	93.5%	93.4%	93.4%
% of Patients satisfied with the time they had to wait for an appointment	1	1	N/A	89.0%	86.8%	87.6%

* This is based on patients treated on this contract for their most recent course of treatment. Figures in italics indicate the base number of FP17s or Patient Questionnaire responses are less than 100. N/A is shown where the base number of responses is less than 10 during the period. % is calculated as Quantity/Base number*100

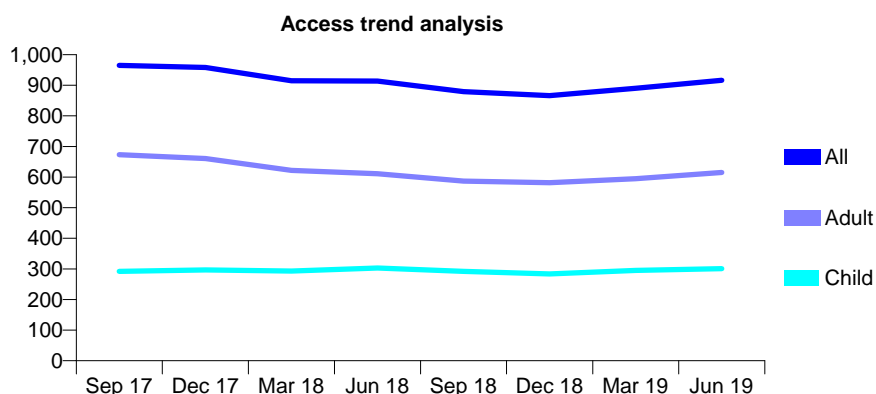
Q65 - Vital Signs At a Glance Contract Report for 804703/0001 - June 2019

Name or company name	MR LM COSTELLO
Contract type name	GDS Contract
Purpose of contract	General
Contract start date	01/04/2006
Contract end date	

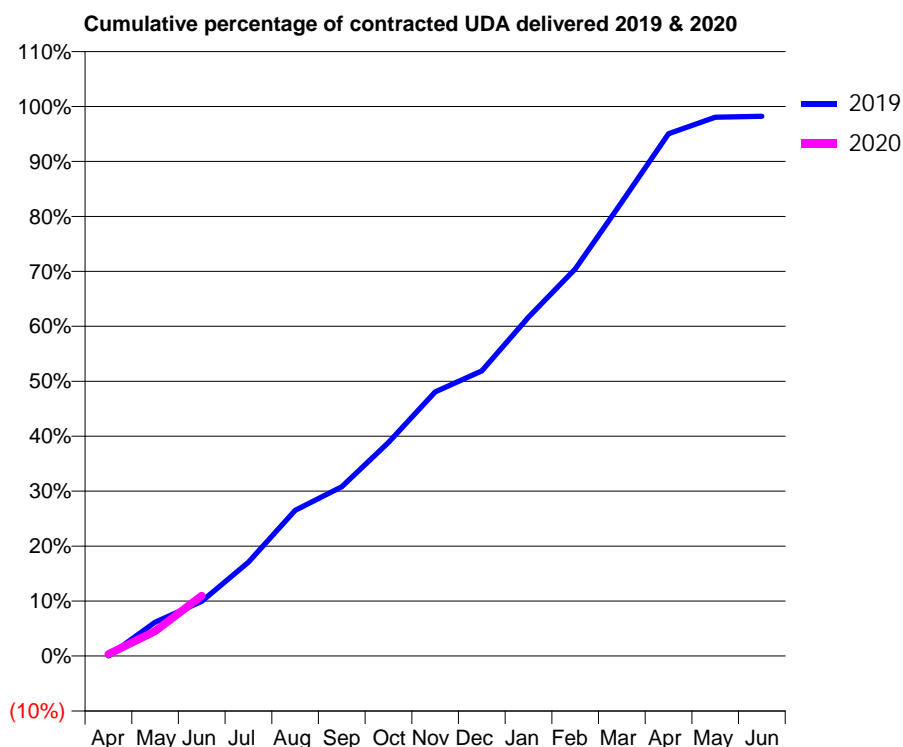
19/20 Contracted general activity (UDA)	2,817
Carry forward general activity (UDA)	0
19/20 Contracted orthodontic activity (UOA)	0
Carry forward orthodontic activity (UOA)	0
Baseline contract value	£72,242.88

ACCESS*

Patients seen in 24 months	Total	Change since previous quarter
Quarter ending June 2018	914	
Quarter ending September 2018	879	↓
Quarter ending December 2018	866	↓
Quarter ending March 2019	890	↑
Quarter ending June 2019	916	↑
Variance since June 2018	0.2%	→



ACTIVITY



Month	Adjusted Scheduled Activity (UDA)	
	2019	2020
April	0	9
May	174	127
June	280	309
July	481	
August	747	
September	868	
October	1,095	
November	1,354	
December	1,462	
January	1,737	
February	1,984	
March	2,326	
April	2,677	
May	2,761	
June	2,767	

QUALITY

	Quantity	Base Number	Contract	AT	Region	England
% of FP17s for the same patient ID Re-attending within 3 months - Children	3	97	3.1%	9.0%	10.6%	11.4%
% of FP17s for the same patient ID Re-attending within 3 months - Adults	24	203	11.8%	13.8%	15.2%	15.4%
% of FP17s for the same patient ID Re-attending between 3 & 9 months - Children	58	97	59.8%	63.0%	62.3%	59.8%
% of FP17s for the same patient ID Re-attending between 3 & 9 months - Adults	100	203	49.3%	53.8%	53.3%	52.1%
% of FP17s for Band 1 Urgent Courses	14	172	8.1%	9.3%	9.7%	9.2%
% of FP17s Relating to Free Repair or Replacements	0	172	0.0%	0.7%	0.6%	0.7%
% of FP17s Relating to Continuations	0	172	0.0%	0.9%	0.8%	0.8%
% of Patients satisfied with the dentistry they have received	0	0	N/A	93.5%	93.4%	93.4%
% of Patients satisfied with the time they had to wait for an appointment	0	0	N/A	89.0%	86.8%	87.6%

* This is based on patients treated on this contract for their most recent course of treatment. Figures in italics indicate the base number of FP17s or Patient Questionnaire responses are less than 100. N/A is shown where the base number of responses is less than 10 during the period. % is calculated as Quantity/Base number*100

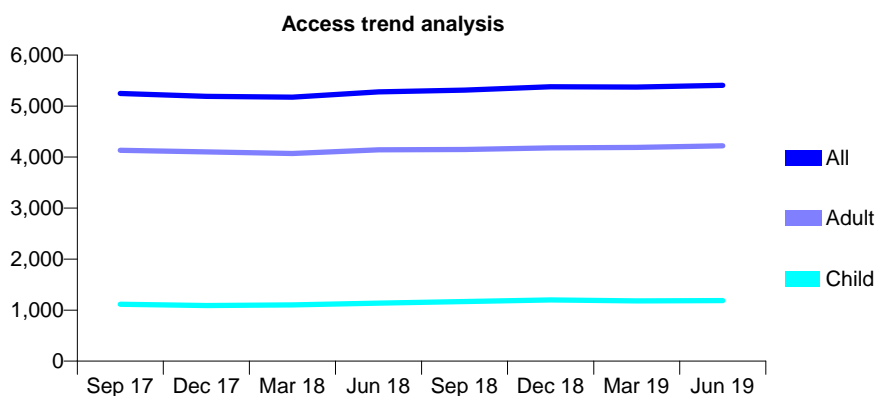
Q65 - Vital Signs At a Glance Contract Report for 807982/0001 - June 2019

Name or company name	MR MA WILCOX
Contract type name	GDS Contract
Purpose of contract	General
Contract start date	01/04/2006
Contract end date	

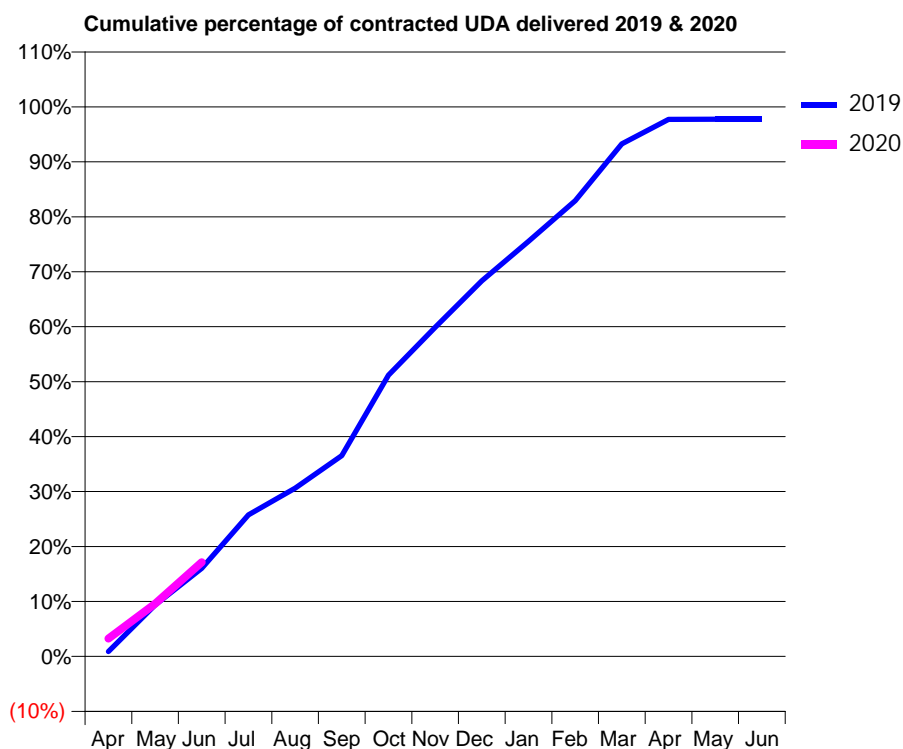
19/20 Contracted general activity (UDA)	15,918
Carry forward general activity (UDA)	0
19/20 Contracted orthodontic activity (UOA)	0
Carry forward orthodontic activity (UOA)	0
Baseline contract value	£374,055.61

ACCESS*

Patients seen in 24 months	Total	Change since previous quarter
Quarter ending June 2018	5,279	
Quarter ending September 2018	5,315	→
Quarter ending December 2018	5,380	→
Quarter ending March 2019	5,370	→
Quarter ending June 2019	5,408	→
Variance since June 2018	2.4%	↑



ACTIVITY



Month	2019	2020
April	142	514
May	1,491	1,526
June	2,553	2,728
July	4,101	
August	4,873	
September	5,816	
October	8,148	
November	9,532	
December	10,879	
January	12,023	
February	13,202	
March	14,847	
April	15,552	
May	15,558	
June	15,560	

QUALITY

	Quantity	Base Number	Contract	AT	Region	England
% of FP17s for the same patient ID Re-attending within 3 months - Children	24	332	7.2%	9.0%	10.6%	11.4%
% of FP17s for the same patient ID Re-attending within 3 months - Adults	200	1,221	16.4%	13.8%	15.2%	15.4%
% of FP17s for the same patient ID Re-attending between 3 & 9 months - Children	155	332	46.7%	63.0%	62.3%	59.8%
% of FP17s for the same patient ID Re-attending between 3 & 9 months - Adults	543	1,221	44.5%	53.8%	53.3%	52.1%
% of FP17s for Band 1 Urgent Courses	147	1,238	11.9%	9.3%	9.7%	9.2%
% of FP17s Relating to Free Repair or Replacements	39	1,238	3.2%	0.7%	0.6%	0.7%
% of FP17s Relating to Continuations	15	1,238	1.2%	0.9%	0.8%	0.8%
% of Patients satisfied with the dentistry they have received	3	3	N/A	93.5%	93.4%	93.4%
% of Patients satisfied with the time they had to wait for an appointment	3	3	N/A	89.0%	86.8%	87.6%

* This is based on patients treated on this contract for their most recent course of treatment. Figures in italics indicate the base number of FP17s or Patient Questionnaire responses are less than 100. N/A is shown where the base number of responses is less than 10 during the period. % is calculated as Quantity/Base number*100

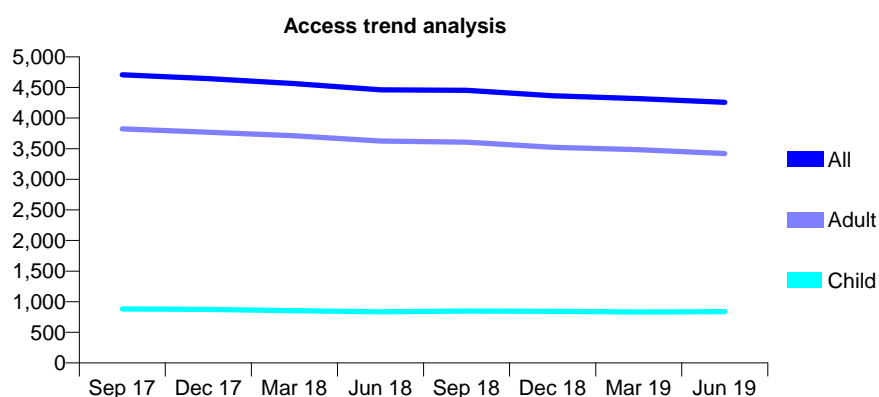
Q65 - Vital Signs At a Glance Contract Report for 813893/0001 - June 2019

Name or company name	MR P MARFFY
Contract type name	GDS Contract
Purpose of contract	General
Contract start date	01/04/2006
Contract end date	

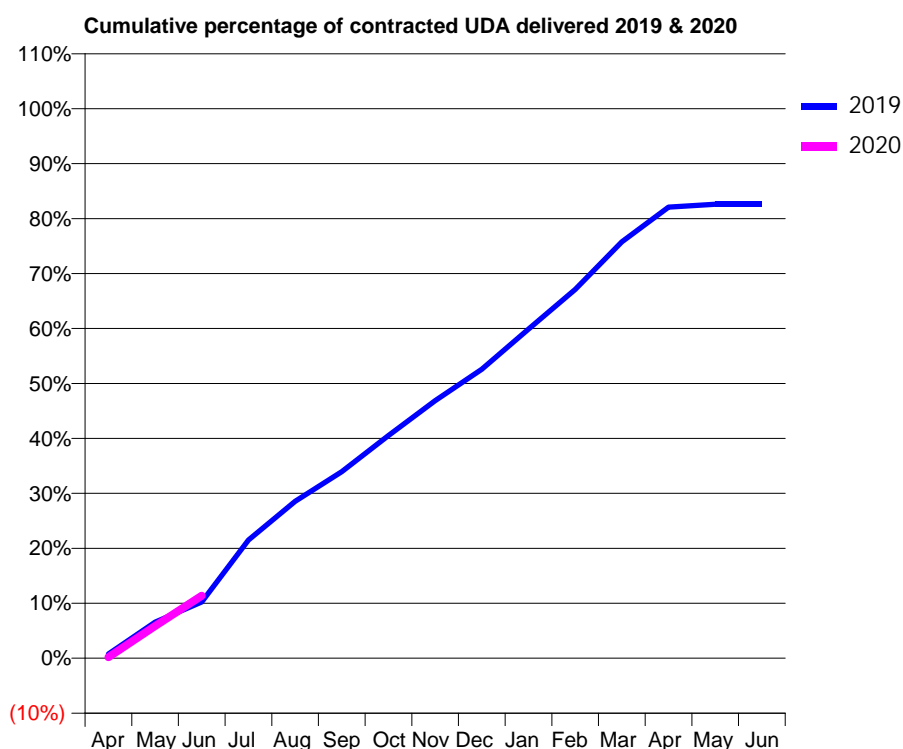
19/20 Contracted general activity (UDA)	13,482
Carry forward general activity (UDA)	0
19/20 Contracted orthodontic activity (UOA)	0
Carry forward orthodontic activity (UOA)	0
Baseline contract value	£308,357.16

ACCESS*

Patients seen in 24 months	Total	Change since previous quarter
Quarter ending June 2018	4,460	
Quarter ending September 2018	4,455	→
Quarter ending December 2018	4,366	↓
Quarter ending March 2019	4,318	↓
Quarter ending June 2019	4,259	↓
Variance since June 2018	(4.5%)	↓



ACTIVITY



Adjusted Scheduled Activity (UDA)		
Month	2019	2020
April	97	26
May	807	790
June	1,259	1,534
July	2,641	
August	3,507	
September	4,169	
October	4,978	
November	5,756	
December	6,458	
January	7,355	
February	8,242	
March	9,306	
April	10,082	
May	10,146	
June	10,147	

QUALITY

	Quantity	Base Number	Contract	AT	Region	England
% of FP17s for the same patient ID Re-attending within 3 months - Children	18	233	7.7%	9.0%	10.6%	11.4%
% of FP17s for the same patient ID Re-attending within 3 months - Adults	204	903	22.6%	13.8%	15.2%	15.4%
% of FP17s for the same patient ID Re-attending between 3 & 9 months - Children	61	233	26.2%	63.0%	62.3%	59.8%
% of FP17s for the same patient ID Re-attending between 3 & 9 months - Adults	230	903	25.5%	53.8%	53.3%	52.1%
% of FP17s for Band 1 Urgent Courses	91	753	12.1%	9.3%	9.7%	9.2%
% of FP17s Relating to Free Repair or Replacements	2	753	0.3%	0.7%	0.6%	0.7%
% of FP17s Relating to Continuations	19	753	2.5%	0.9%	0.8%	0.8%
% of Patients satisfied with the dentistry they have received	9	10	90.0%	93.5%	93.4%	93.4%
% of Patients satisfied with the time they had to wait for an appointment	10	10	100.0%	89.0%	86.8%	87.6%

* This is based on patients treated on this contract for their most recent course of treatment.

Figures in italics indicate the base number of FP17s or Patient Questionnaire responses are less than 100. N/A is shown where the base number of responses is less than 10 during the period. % is calculated as Quantity/Base number*100

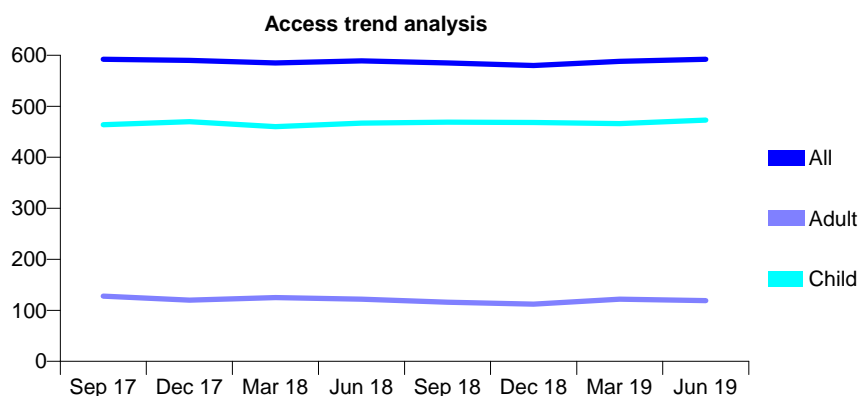
Q65 - Vital Signs At a Glance Contract Report for 825441/0001 - June 2019

Name or company name	MISS AL WHITBY
Contract type name	GDS Contract
Purpose of contract	General
Contract start date	01/04/2006
Contract end date	

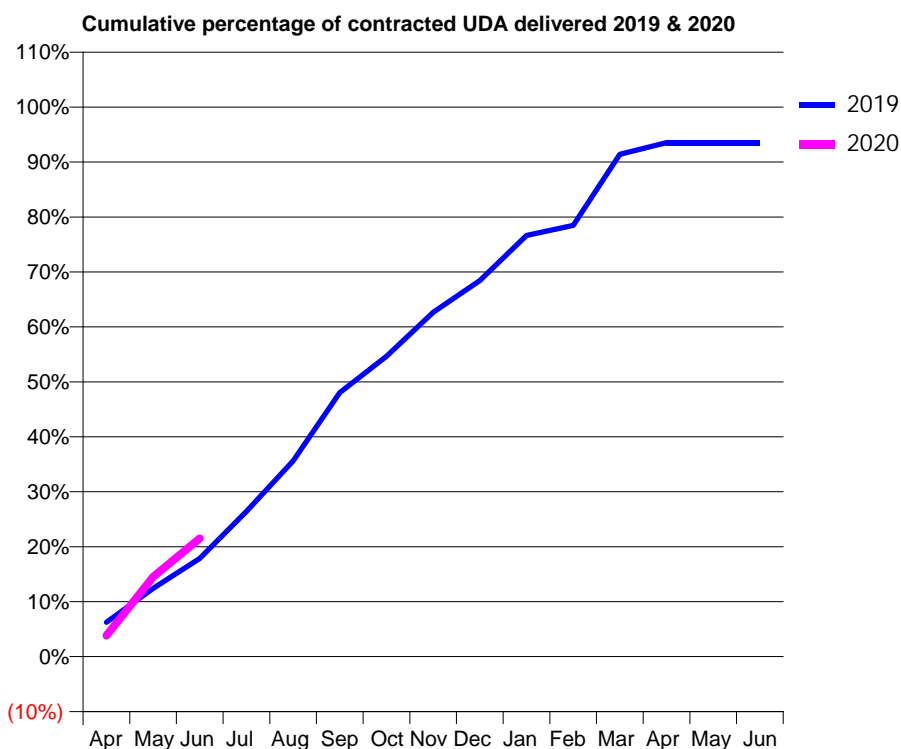
19/20 Contracted general activity (UDA)	1,300
Carry forward general activity (UDA)	0
19/20 Contracted orthodontic activity (UOA)	0
Carry forward orthodontic activity (UOA)	0
Baseline contract value	£30,888.49

ACCESS*

Patients seen in 24 months	Total	Change since previous quarter
Quarter ending June 2018	589	
Quarter ending September 2018	585	→
Quarter ending December 2018	580	→
Quarter ending March 2019	588	→
Quarter ending June 2019	592	→
Variance since June 2018	0.5%	→



ACTIVITY



Month	Adjusted Scheduled Activity (UDA)	
	2019	2020
April	81	50
May	161	189
June	232	280
July	344	
August	463	
September	625	
October	710	
November	814	
December	890	
January	996	
February	1,020	
March	1,188	
April	1,216	
May	1,216	
June	1,216	

QUALITY

	Quantity	Base Number	Contract	AT	Region	England
% of FP17s for the same patient ID Re-attending within 3 months - Children	9	181	5.0%	9.0%	10.6%	11.4%
% of FP17s for the same patient ID Re-attending within 3 months - Adults	5	31	16.1%	13.8%	15.2%	15.4%
% of FP17s for the same patient ID Re-attending between 3 & 9 months - Children	100	181	55.2%	63.0%	62.3%	59.8%
% of FP17s for the same patient ID Re-attending between 3 & 9 months - Adults	17	31	54.8%	53.8%	53.3%	52.1%
% of FP17s for Band 1 Urgent Courses	8	189	4.2%	9.3%	9.7%	9.2%
% of FP17s Relating to Free Repair or Replacements	0	189	0.0%	0.7%	0.6%	0.7%
% of FP17s Relating to Continuations	0	189	0.0%	0.9%	0.8%	0.8%
% of Patients satisfied with the dentistry they have received	0	0	N/A	93.5%	93.4%	93.4%
% of Patients satisfied with the time they had to wait for an appointment	0	0	N/A	89.0%	86.8%	87.6%

* This is based on patients treated on this contract for their most recent course of treatment. Figures in italics indicate the base number of FP17s or Patient Questionnaire responses are less than 100. N/A is shown where the base number of responses is less than 10 during the period. % is calculated as Quantity/Base number*100

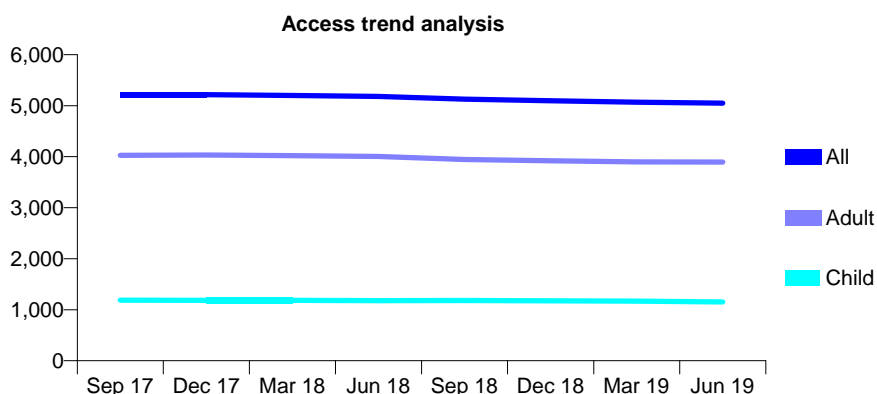
Q65 - Vital Signs At a Glance Contract Report for 836133/0001 - June 2019

Name or company name	Flaxpits Lane Dental Surgery
Contract type name	GDS Contract
Purpose of contract	General and Orthodontic
Contract start date	01/06/2013
Contract end date	

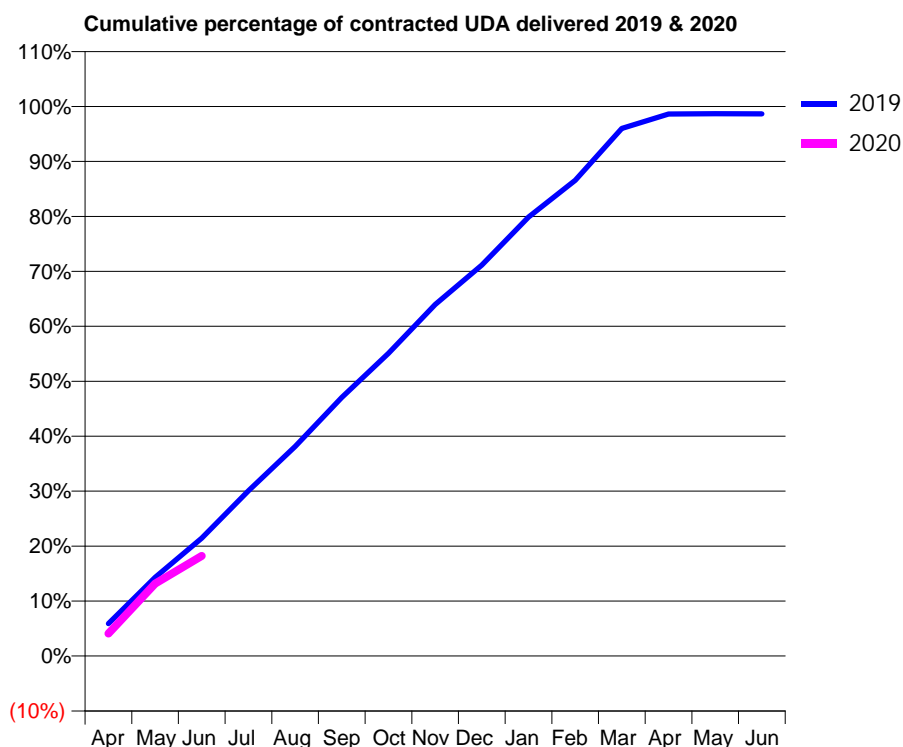
19/20 Contracted general activity (UDA)	13,500
Carry forward general activity (UDA)	0
19/20 Contracted orthodontic activity (UOA)	500
Carry forward orthodontic activity (UOA)	0
Baseline contract value	£345,706.76

ACCESS*

Patients seen in 24 months	Total	Change since previous quarter
Quarter ending June 2018	5,180	
Quarter ending September 2018	5,127	↓
Quarter ending December 2018	5,096	→
Quarter ending March 2019	5,068	→
Quarter ending June 2019	5,049	→
Variance since June 2018	(2.5%)	↓



ACTIVITY



Month	Adjusted Scheduled Activity (UDA)	
	2019	2020
April	797	552
May	1,933	1,781
June	2,897	2,457
July	4,061	
August	5,148	
September	6,351	
October	7,436	
November	8,635	
December	9,602	
January	10,784	
February	11,686	
March	12,959	
April	13,312	
May	13,321	
June	13,319	

QUALITY

	Quantity	Base Number	Contract	AT	Region	England
% of FP17s for the same patient ID Re-attending within 3 months - Children	17	387	4.4%	9.0%	10.6%	11.4%
% of FP17s for the same patient ID Re-attending within 3 months - Adults	162	1,310	12.4%	13.8%	15.2%	15.4%
% of FP17s for the same patient ID Re-attending between 3 & 9 months - Children	296	387	76.5%	63.0%	62.3%	59.8%
% of FP17s for the same patient ID Re-attending between 3 & 9 months - Adults	801	1,310	61.1%	53.8%	53.3%	52.1%
% of FP17s for Band 1 Urgent Courses	106	1,480	7.2%	9.3%	9.7%	9.2%
% of FP17s Relating to Free Repair or Replacements	14	1,480	0.9%	0.7%	0.6%	0.7%
% of FP17s Relating to Continuations	3	1,480	0.2%	0.9%	0.8%	0.8%
% of Patients satisfied with the dentistry they have received	4	4	N/A	93.5%	93.4%	93.4%
% of Patients satisfied with the time they had to wait for an appointment	4	4	N/A	89.0%	86.8%	87.6%

* This is based on patients treated on this contract for their most recent course of treatment. Figures in italics indicate the base number of FP17s or Patient Questionnaire responses are less than 100. N/A is shown where the base number of responses is less than 10 during the period. % is calculated as Quantity/Base number*100

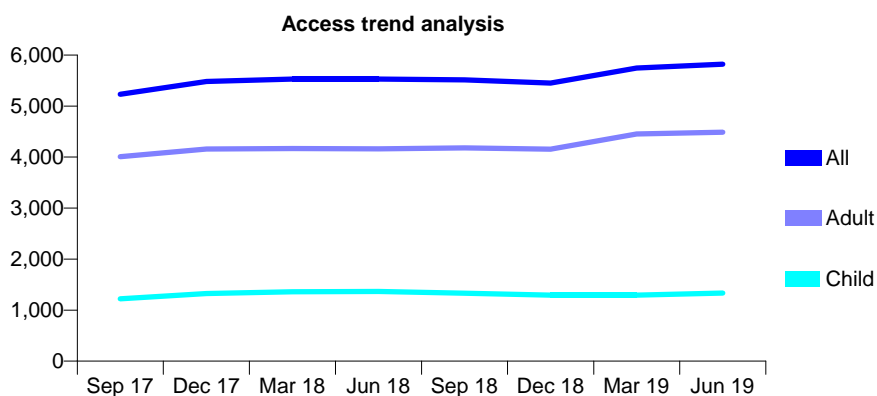
Q65 - Vital Signs At a Glance Contract Report for 840289/0002 - June 2019

Name or company name	MR AM HOUSE
Contract type name	GDS Contract
Purpose of contract	General
Contract start date	01/04/2007
Contract end date	

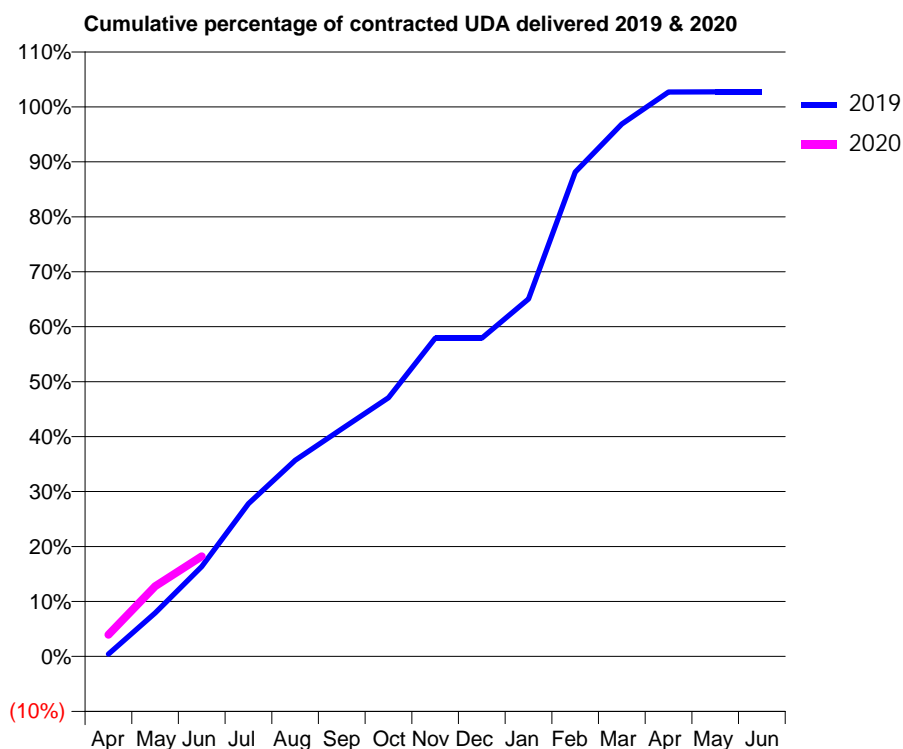
19/20 Contracted general activity (UDA)	12,686
Carry forward general activity (UDA)	0
19/20 Contracted orthodontic activity (UOA)	0
Carry forward orthodontic activity (UOA)	0
Baseline contract value	£273,042.00

ACCESS*

Patients seen in 24 months	Total	Change since previous quarter
Quarter ending June 2018	5,527	
Quarter ending September 2018	5,513	→
Quarter ending December 2018	5,451	↓
Quarter ending March 2019	5,745	↑
Quarter ending June 2019	5,822	→
Variance since June 2018	5.3%	↑



ACTIVITY



Month	2019	2020
April	54	499
May	1,001	1,622
June	2,072	2,311
July	3,526	
August	4,528	
September	5,254	
October	5,973	
November	7,347	
December	7,347	
January	8,251	
February	11,183	
March	12,288	
April	13,028	
May	13,032	
June	13,032	

QUALITY

	Quantity	Base Number	Contract	AT	Region	England
% of FP17s for the same patient ID Re-attending within 3 months - Children	39	552	7.1%	9.0%	10.6%	11.4%
% of FP17s for the same patient ID Re-attending within 3 months - Adults	161	1,394	11.5%	13.8%	15.2%	15.4%
% of FP17s for the same patient ID Re-attending between 3 & 9 months - Children	279	552	50.5%	63.0%	62.3%	59.8%
% of FP17s for the same patient ID Re-attending between 3 & 9 months - Adults	569	1,394	40.8%	53.8%	53.3%	52.1%
% of FP17s for Band 1 Urgent Courses	122	1,359	9.0%	9.3%	9.7%	9.2%
% of FP17s Relating to Free Repair or Replacements	19	1,359	1.4%	0.7%	0.6%	0.7%
% of FP17s Relating to Continuations	2	1,359	0.1%	0.9%	0.8%	0.8%
% of Patients satisfied with the dentistry they have received	6	7	N/A	93.5%	93.4%	93.4%
% of Patients satisfied with the time they had to wait for an appointment	7	7	N/A	89.0%	86.8%	87.6%

* This is based on patients treated on this contract for their most recent course of treatment. Figures in italics indicate the base number of FP17s or Patient Questionnaire responses are less than 100. N/A is shown where the base number of responses is less than 10 during the period. % is calculated as Quantity/Base number*100

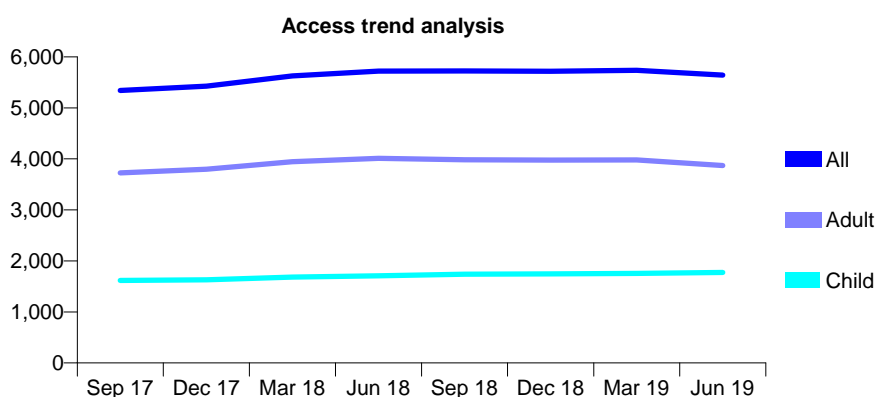
Q65 - Vital Signs At a Glance Contract Report for 843342/0001 - June 2019

Name or company name	MISS IR BORMANN
Contract type name	GDS Contract
Purpose of contract	General
Contract start date	01/04/2006
Contract end date	

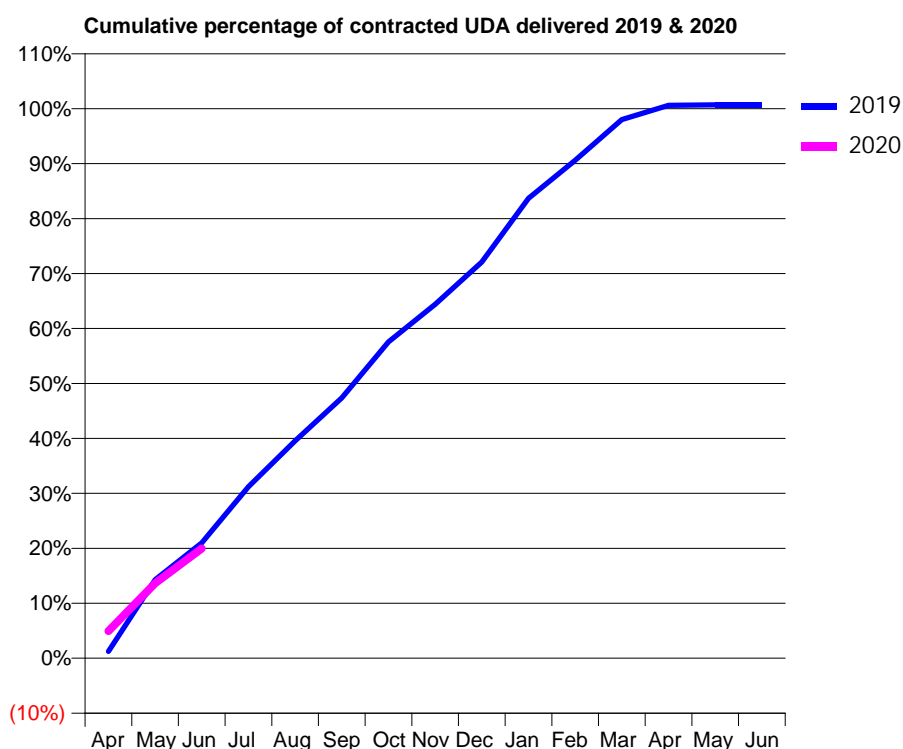
19/20 Contracted general activity (UDA)	10,022
Carry forward general activity (UDA)	0
19/20 Contracted orthodontic activity (UOA)	0
Carry forward orthodontic activity (UOA)	0
Baseline contract value	£275,705.28

ACCESS*

Patients seen in 24 months	Total	Change since previous quarter
Quarter ending June 2018	5,721	
Quarter ending September 2018	5,724	→
Quarter ending December 2018	5,720	→
Quarter ending March 2019	5,737	→
Quarter ending June 2019	5,644	↓
Variance since June 2018	(1.3%)	↓



ACTIVITY



Month	2019	2020
April	125	494
May	1,430	1,368
June	2,102	1,999
July	3,128	
August	3,965	
September	4,749	
October	5,769	
November	6,454	
December	7,224	
January	8,387	
February	9,082	
March	9,821	
April	10,083	
May	10,092	
June	10,092	

QUALITY

	Quantity	Base Number	Contract	AT	Region	England
% of FP17s for the same patient ID Re-attending within 3 months - Children	43	667	6.4%	9.0%	10.6%	11.4%
% of FP17s for the same patient ID Re-attending within 3 months - Adults	115	1,056	10.9%	13.8%	15.2%	15.4%
% of FP17s for the same patient ID Re-attending between 3 & 9 months - Children	455	667	68.2%	63.0%	62.3%	59.8%
% of FP17s for the same patient ID Re-attending between 3 & 9 months - Adults	420	1,056	39.8%	53.8%	53.3%	52.1%
% of FP17s for Band 1 Urgent Courses	77	1,295	5.9%	9.3%	9.7%	9.2%
% of FP17s Relating to Free Repair or Replacements	6	1,295	0.5%	0.7%	0.6%	0.7%
% of FP17s Relating to Continuations	1	1,295	0.1%	0.9%	0.8%	0.8%
% of Patients satisfied with the dentistry they have received	1	1	N/A	93.5%	93.4%	93.4%
% of Patients satisfied with the time they had to wait for an appointment	1	1	N/A	89.0%	86.8%	87.6%

* This is based on patients treated on this contract for their most recent course of treatment. Figures in italics indicate the base number of FP17s or Patient Questionnaire responses are less than 100. N/A is shown where the base number of responses is less than 10 during the period. % is calculated as Quantity/Base number*100

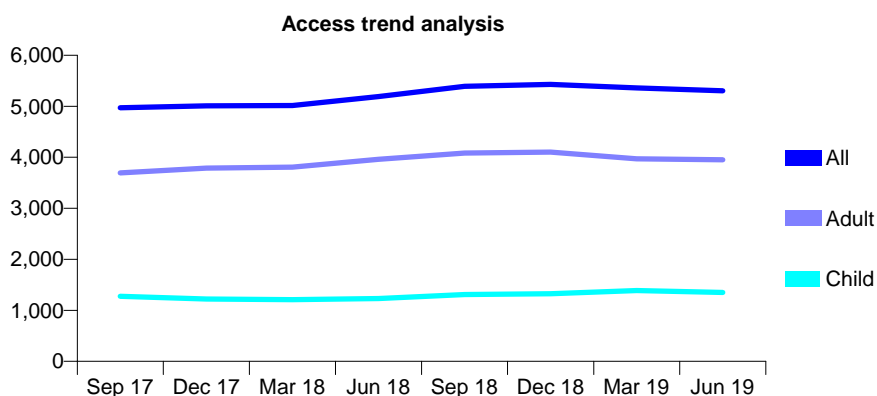
Q65 - Vital Signs At a Glance Contract Report for 858471/0001 - June 2019

Name or company name	MR TS WESTCOTT
Contract type name	GDS Contract
Purpose of contract	General
Contract start date	01/04/2007
Contract end date	

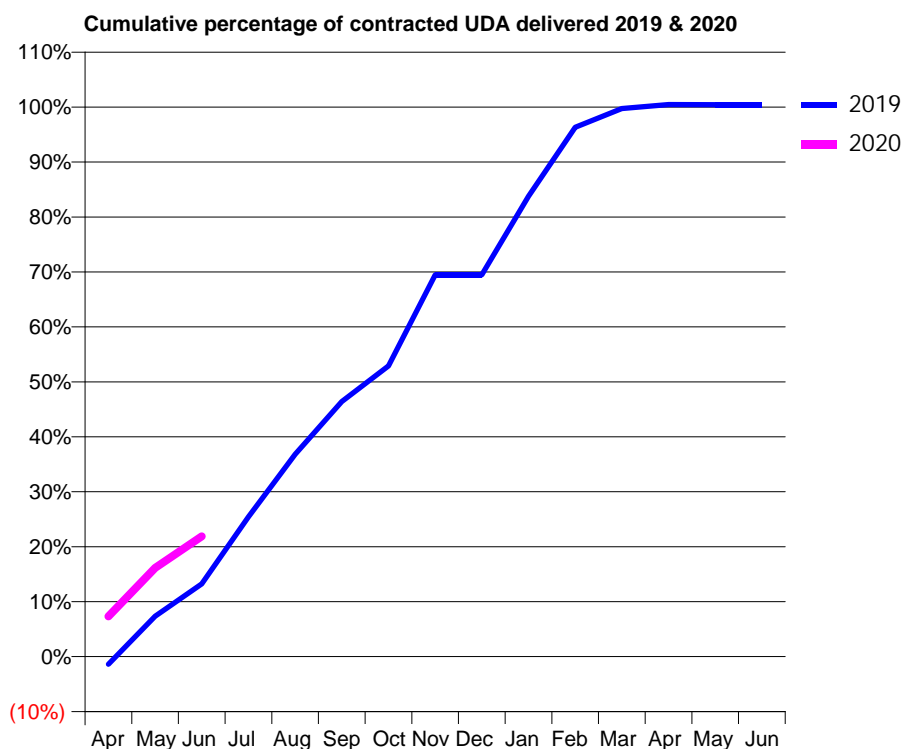
19/20 Contracted general activity (UDA)	10,704
Carry forward general activity (UDA)	0
19/20 Contracted orthodontic activity (UOA)	0
Carry forward orthodontic activity (UOA)	0
Baseline contract value	£248,738.23

ACCESS*

Patients seen in 24 months	Total	Change since previous quarter
Quarter ending June 2018	5,192	
Quarter ending September 2018	5,393	↑
Quarter ending December 2018	5,428	→
Quarter ending March 2019	5,361	↓
Quarter ending June 2019	5,302	↓
Variance since June 2018	2.1%	↑



ACTIVITY



Month	Adjusted Scheduled Activity (UDA)	
	2019	2020
April	-151	785
May	790	1,728
June	1,416	2,341
July	2,725	
August	3,942	
September	4,967	
October	5,665	
November	7,435	
December	7,435	
January	8,966	
February	10,311	
March	10,676	
April	10,751	
May	10,750	
June	10,749	

QUALITY

	Quantity	Base Number	Contract	AT	Region	England
% of FP17s for the same patient ID Re-attending within 3 months - Children	28	413	6.8%	9.0%	10.6%	11.4%
% of FP17s for the same patient ID Re-attending within 3 months - Adults	72	1,044	6.9%	13.8%	15.2%	15.4%
% of FP17s for the same patient ID Re-attending between 3 & 9 months - Children	225	413	54.5%	63.0%	62.3%	59.8%
% of FP17s for the same patient ID Re-attending between 3 & 9 months - Adults	429	1,044	41.1%	53.8%	53.3%	52.1%
% of FP17s for Band 1 Urgent Courses	119	1,184	10.1%	9.3%	9.7%	9.2%
% of FP17s Relating to Free Repair or Replacements	7	1,184	0.6%	0.7%	0.6%	0.7%
% of FP17s Relating to Continuations	2	1,184	0.2%	0.9%	0.8%	0.8%
% of Patients satisfied with the dentistry they have received	2	2	N/A	93.5%	93.4%	93.4%
% of Patients satisfied with the time they had to wait for an appointment	2	2	N/A	89.0%	86.8%	87.6%

* This is based on patients treated on this contract for their most recent course of treatment. Figures in italics indicate the base number of FP17s or Patient Questionnaire responses are less than 100. N/A is shown where the base number of responses is less than 10 during the period. % is calculated as Quantity/Base number*100

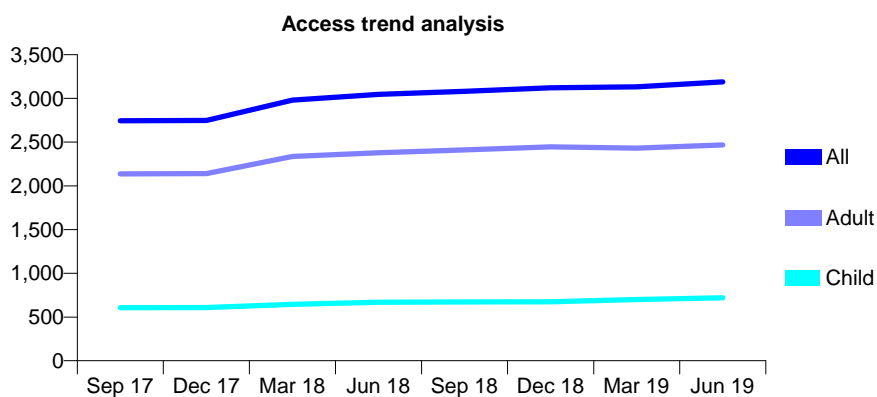
Q65 - Vital Signs At a Glance Contract Report for 873519/0001 - June 2019

Name or company name	MR KB NAIK
Contract type name	GDS Contract
Purpose of contract	General
Contract start date	01/03/2014
Contract end date	

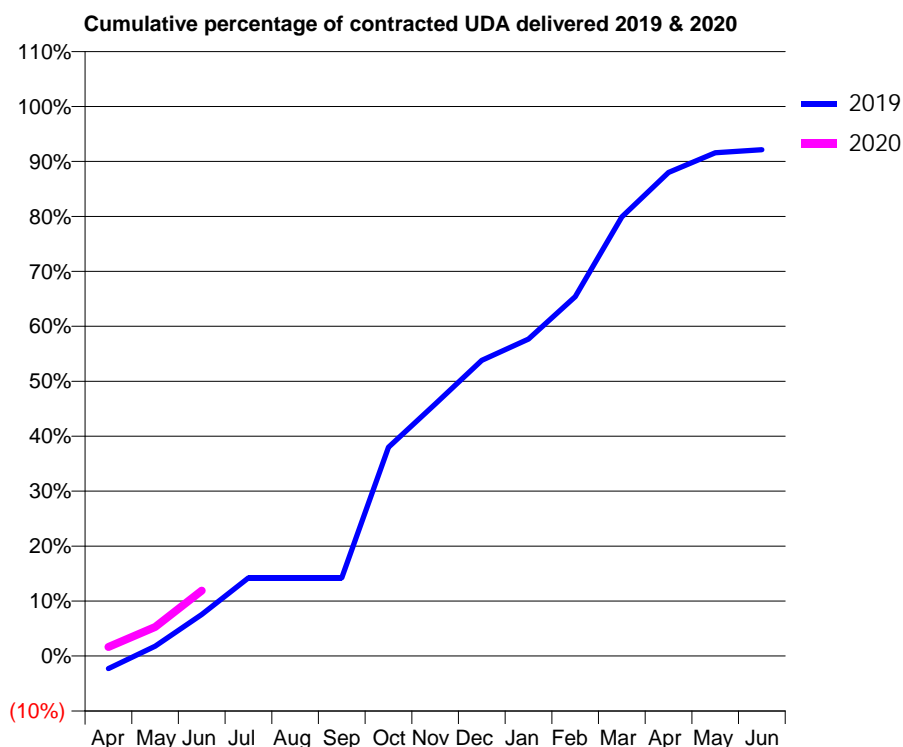
19/20 Contracted general activity (UDA)	7,192
Carry forward general activity (UDA)	0
19/20 Contracted orthodontic activity (UOA)	0
Carry forward orthodontic activity (UOA)	0
Baseline contract value	£186,889.31

ACCESS*

Patients seen in 24 months	Total	Change since previous quarter
Quarter ending June 2018	3,047	
Quarter ending September 2018	3,082	→
Quarter ending December 2018	3,121	→
Quarter ending March 2019	3,131	→
Quarter ending June 2019	3,190	→
Variance since June 2018	4.7%	↑



ACTIVITY



Month	Adjusted Scheduled Activity (UDA)	
	2019	2020
April	-166	119
May	130	379
June	544	857
July	1,023	
August	1,023	
September	1,023	
October	2,732	
November	3,297	
December	3,870	
January	4,148	
February	4,702	
March	5,746	
April	6,327	
May	6,586	
June	6,626	

QUALITY

	Quantity	Base Number	Contract	AT	Region	England
% of FP17s for the same patient ID Re-attending within 3 months - Children	22	255	8.6%	9.0%	10.6%	11.4%
% of FP17s for the same patient ID Re-attending within 3 months - Adults	69	738	9.3%	13.8%	15.2%	15.4%
% of FP17s for the same patient ID Re-attending between 3 & 9 months - Children	137	255	53.7%	63.0%	62.3%	59.8%
% of FP17s for the same patient ID Re-attending between 3 & 9 months - Adults	398	738	53.9%	53.8%	53.3%	52.1%
% of FP17s for Band 1 Urgent Courses	34	549	6.2%	9.3%	9.7%	9.2%
% of FP17s Relating to Free Repair or Replacements	0	549	0.0%	0.7%	0.6%	0.7%
% of FP17s Relating to Continuations	13	549	2.4%	0.9%	0.8%	0.8%
% of Patients satisfied with the dentistry they have received	2	2	N/A	93.5%	93.4%	93.4%
% of Patients satisfied with the time they had to wait for an appointment	2	2	N/A	89.0%	86.8%	87.6%

* This is based on patients treated on this contract for their most recent course of treatment. Figures in italics indicate the base number of FP17s or Patient Questionnaire responses are less than 100. N/A is shown where the base number of responses is less than 10 during the period. % is calculated as Quantity/Base number*100

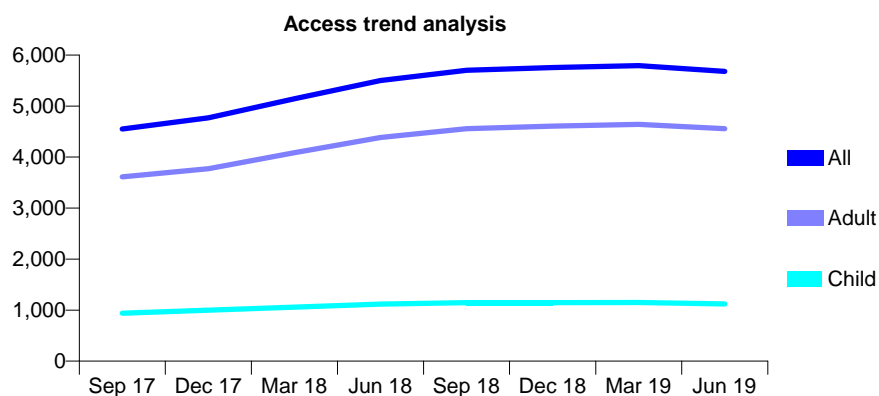
Q65 - Vital Signs At a Glance Contract Report for 904953/0001 - June 2019

Name or company name	Patchway Dental Practice
Contract type name	GDS Contract
Purpose of contract	General
Contract start date	01/04/2006
Contract end date	

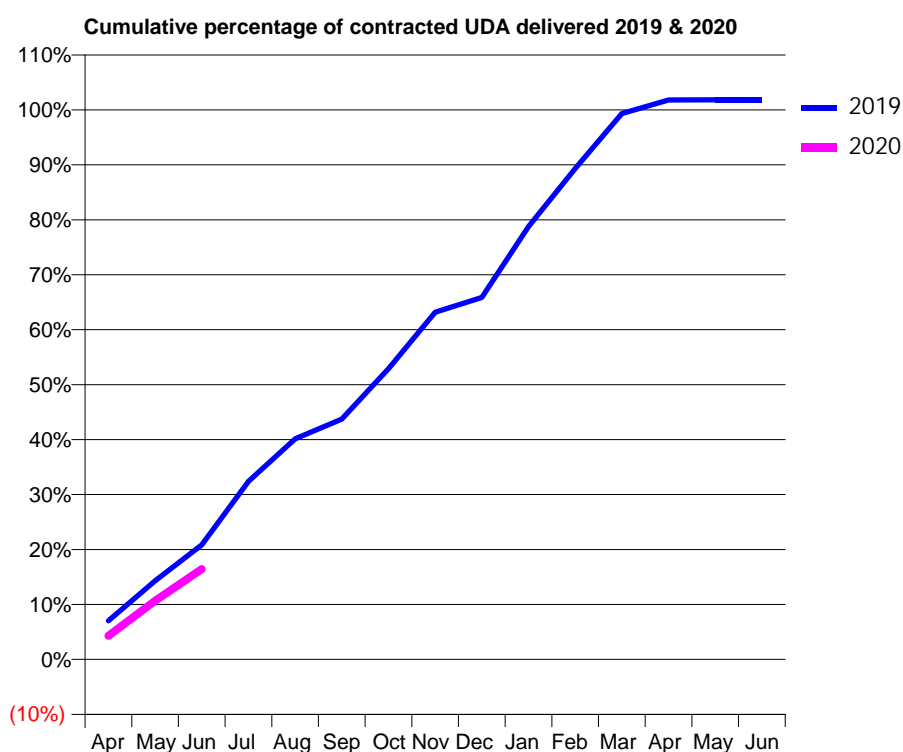
19/20 Contracted general activity (UDA)	16,262
Carry forward general activity (UDA)	0
19/20 Contracted orthodontic activity (UOA)	0
Carry forward orthodontic activity (UOA)	0
Baseline contract value	£361,276.76

ACCESS*

Patients seen in 24 months	Total	Change since previous quarter
Quarter ending June 2018	5,502	
Quarter ending September 2018	5,701	↑
Quarter ending December 2018	5,755	→
Quarter ending March 2019	5,793	→
Quarter ending June 2019	5,680	↓
Variance since June 2018	3.2%	↑



ACTIVITY



Month	2019	2020
April	1,147	702
May	2,331	1,736
June	3,388	2,675
July	5,269	
August	6,529	
September	7,108	
October	8,606	
November	10,273	
December	10,707	
January	12,808	
February	14,528	
March	16,151	
April	16,553	
May	16,557	
June	16,556	

QUALITY

	Quantity	Base Number	Contract	AT	Region	England
% of FP17s for the same patient ID Re-attending within 3 months - Children	26	359	7.2%	9.0%	10.6%	11.4%
% of FP17s for the same patient ID Re-attending within 3 months - Adults	206	1,458	14.1%	13.8%	15.2%	15.4%
% of FP17s for the same patient ID Re-attending between 3 & 9 months - Children	248	359	69.1%	63.0%	62.3%	59.8%
% of FP17s for the same patient ID Re-attending between 3 & 9 months - Adults	1,026	1,458	70.4%	53.8%	53.3%	52.1%
% of FP17s for Band 1 Urgent Courses	115	1,583	7.3%	9.3%	9.7%	9.2%
% of FP17s Relating to Free Repair or Replacements	19	1,583	1.2%	0.7%	0.6%	0.7%
% of FP17s Relating to Continuations	4	1,583	0.3%	0.9%	0.8%	0.8%
% of Patients satisfied with the dentistry they have received	9	9	N/A	93.5%	93.4%	93.4%
% of Patients satisfied with the time they had to wait for an appointment	8	9	N/A	89.0%	86.8%	87.6%

* This is based on patients treated on this contract for their most recent course of treatment. Figures in italics indicate the base number of FP17s or Patient Questionnaire responses are less than 100. N/A is shown where the base number of responses is less than 10 during the period. % is calculated as Quantity/Base number*100

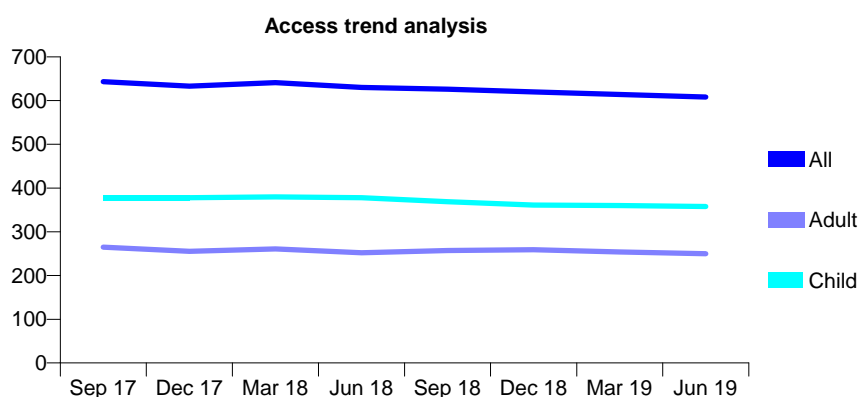
Q65 - Vital Signs At a Glance Contract Report for 907391/0001 - June 2019

Name or company name	The Dental Surgery Clifton
Contract type name	GDS Contract
Purpose of contract	General
Contract start date	01/04/2006
Contract end date	

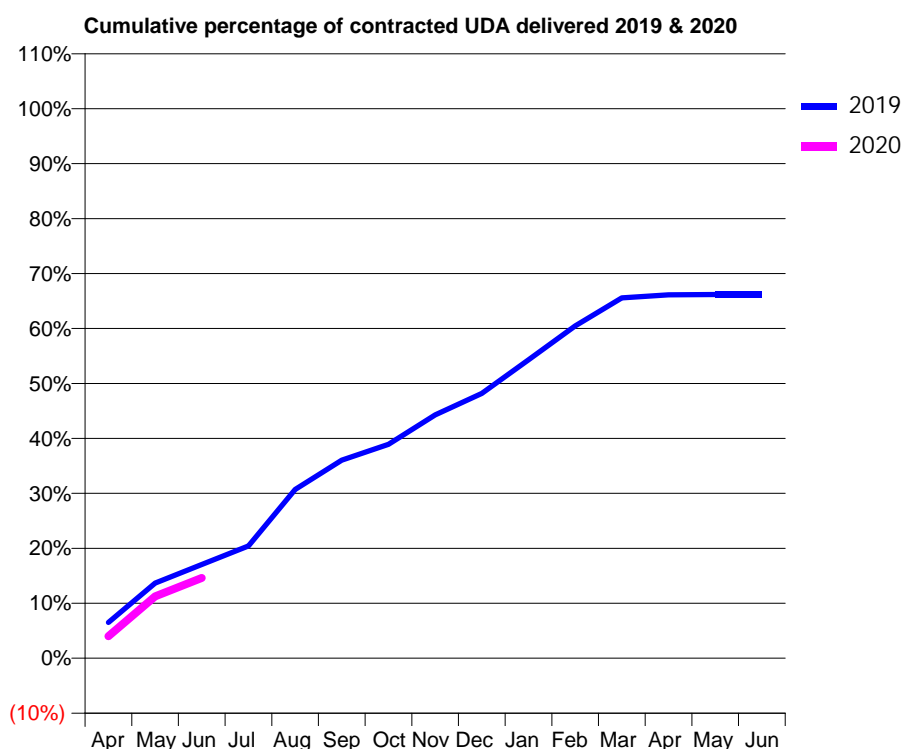
19/20 Contracted general activity (UDA)	1,750
Carry forward general activity (UDA)	0
19/20 Contracted orthodontic activity (UOA)	0
Carry forward orthodontic activity (UOA)	0
Baseline contract value	£37,082.19

ACCESS*

Patients seen in 24 months	Total	Change since previous quarter
Quarter ending June 2018	630	
Quarter ending September 2018	626	→
Quarter ending December 2018	620	→
Quarter ending March 2019	614	→
Quarter ending June 2019	608	→
Variance since June 2018	(3.5%)	↓



ACTIVITY



Month	2019	2020
April	114	70
May	239	197
June	298	255
July	357	
August	537	
September	631	
October	681	
November	775	
December	843	
January	950	
February	1,058	
March	1,147	
April	1,157	
May	1,158	
June	1,158	

QUALITY

	Quantity	Base Number	Contract	AT	Region	England
% of FP17s for the same patient ID Re-attending within 3 months - Children	2	123	1.6%	9.0%	10.6%	11.4%
% of FP17s for the same patient ID Re-attending within 3 months - Adults	5	59	8.5%	13.8%	15.2%	15.4%
% of FP17s for the same patient ID Re-attending between 3 & 9 months - Children	73	123	59.3%	63.0%	62.3%	59.8%
% of FP17s for the same patient ID Re-attending between 3 & 9 months - Adults	32	59	54.2%	53.8%	53.3%	52.1%
% of FP17s for Band 1 Urgent Courses	2	172	1.2%	9.3%	9.7%	9.2%
% of FP17s Relating to Free Repair or Replacements	0	172	0.0%	0.7%	0.6%	0.7%
% of FP17s Relating to Continuations	0	172	0.0%	0.9%	0.8%	0.8%
% of Patients satisfied with the dentistry they have received	0	0	N/A	93.5%	93.4%	93.4%
% of Patients satisfied with the time they had to wait for an appointment	0	0	N/A	89.0%	86.8%	87.6%

* This is based on patients treated on this contract for their most recent course of treatment. Figures in italics indicate the base number of FP17s or Patient Questionnaire responses are less than 100. N/A is shown where the base number of responses is less than 10 during the period. % is calculated as Quantity/Base number*100

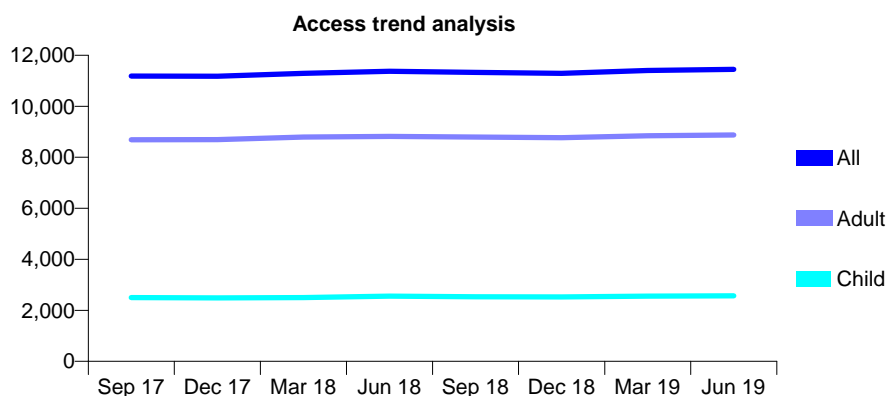
Q65 - Vital Signs At a Glance Contract Report for 913782/0001 - June 2019

Name or company name	MR PJ DRUGAN
Contract type name	GDS Contract
Purpose of contract	General and Orthodontic
Contract start date	01/04/2006
Contract end date	

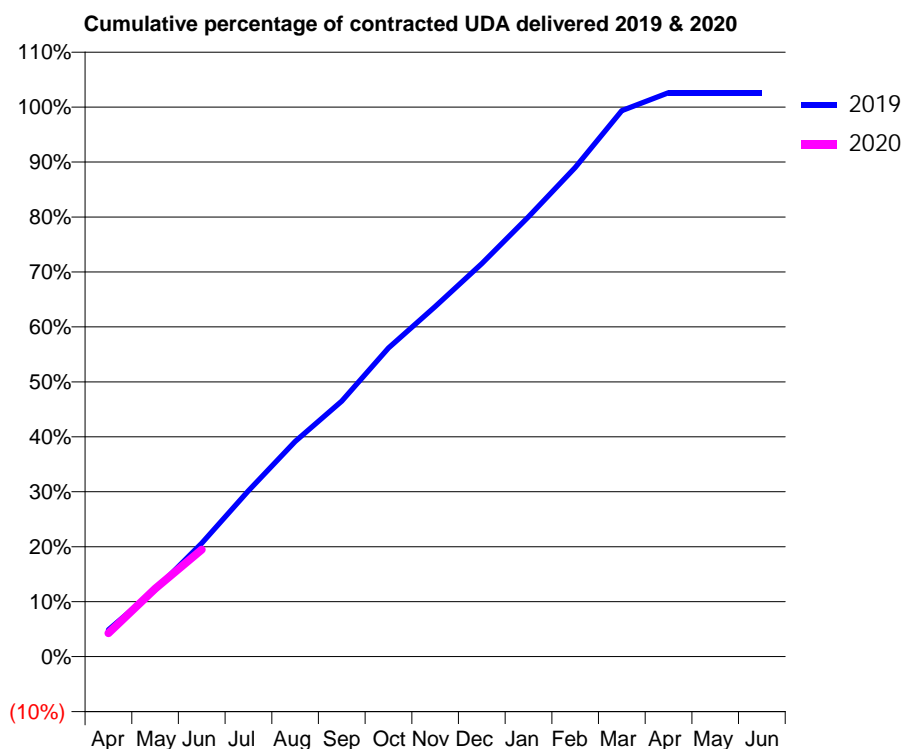
19/20 Contracted general activity (UDA)	27,770
Carry forward general activity (UDA)	0
19/20 Contracted orthodontic activity (UOA)	1,138
Carry forward orthodontic activity (UOA)	0
Baseline contract value	£696,749.35

ACCESS*

Patients seen in 24 months	Total	Change since previous quarter
Quarter ending June 2018	11,374	
Quarter ending September 2018	11,326	→
Quarter ending December 2018	11,293	→
Quarter ending March 2019	11,399	→
Quarter ending June 2019	11,447	→
Variance since June 2018	0.6%	→



ACTIVITY



Month	Adjusted Scheduled Activity (UDA)	
	2019	2020
April	1,361	1,181
May	3,378	3,433
June	5,729	5,407
July	8,380	
August	10,872	
September	12,916	
October	15,596	
November	17,692	
December	19,858	
January	22,229	
February	24,719	
March	27,595	
April	28,499	
May	28,499	
June	28,498	

QUALITY

	Quantity	Base Number	Contract	AT	Region	England
% of FP17s for the same patient ID Re-attending within 3 months - Children	120	954	12.6%	9.0%	10.6%	11.4%
% of FP17s for the same patient ID Re-attending within 3 months - Adults	403	3,225	12.5%	13.8%	15.2%	15.4%
% of FP17s for the same patient ID Re-attending between 3 & 9 months - Children	588	954	61.6%	63.0%	62.3%	59.8%
% of FP17s for the same patient ID Re-attending between 3 & 9 months - Adults	2,074	3,225	64.3%	53.8%	53.3%	52.1%
% of FP17s for Band 1 Urgent Courses	256	3,359	7.6%	9.3%	9.7%	9.2%
% of FP17s Relating to Free Repair or Replacements	23	3,359	0.7%	0.7%	0.6%	0.7%
% of FP17s Relating to Continuations	28	3,359	0.8%	0.9%	0.8%	0.8%
% of Patients satisfied with the dentistry they have received	10	10	100.0%	93.5%	93.4%	93.4%
% of Patients satisfied with the time they had to wait for an appointment	8	10	80.0%	89.0%	86.8%	87.6%

* This is based on patients treated on this contract for their most recent course of treatment. Figures in italics indicate the base number of FP17s or Patient Questionnaire responses are less than 100. N/A is shown where the base number of responses is less than 10 during the period. % is calculated as Quantity/Base number*100

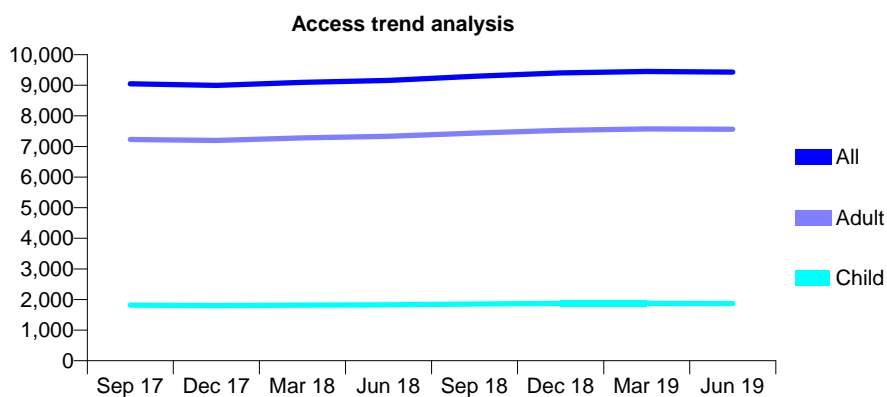
Q65 - Vital Signs At a Glance Contract Report for 913782/0002 - June 2019

Name or company name	MR PJ DRUGAN
Contract type name	GDS Contract
Purpose of contract	General
Contract start date	01/04/2006
Contract end date	

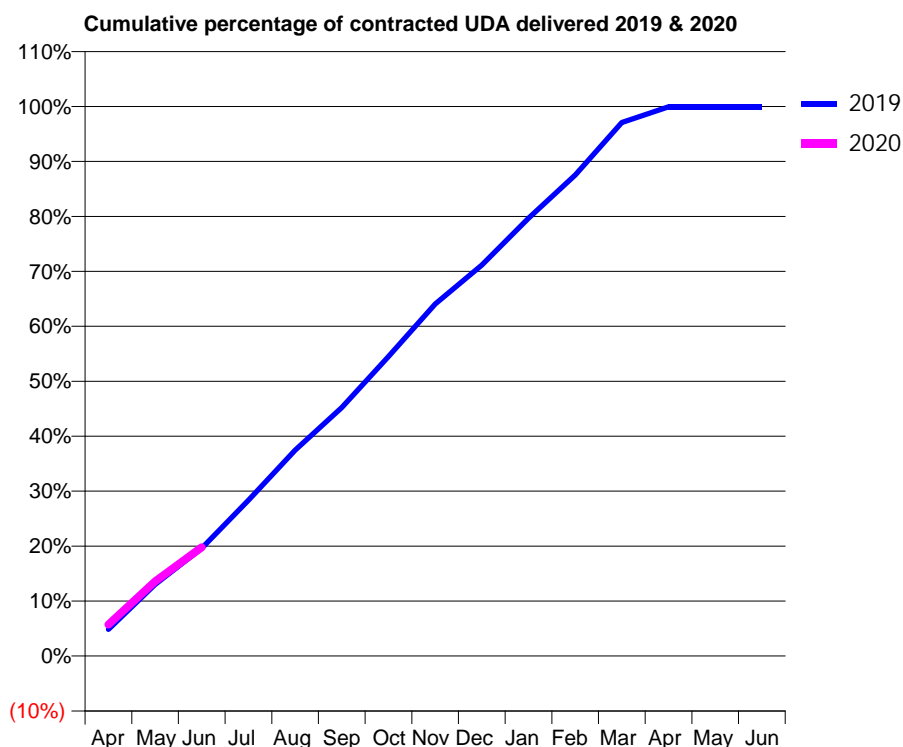
19/20 Contracted general activity (UDA)	27,879
Carry forward general activity (UDA)	0
19/20 Contracted orthodontic activity (UOA)	0
Carry forward orthodontic activity (UOA)	0
Baseline contract value	£707,671.13

ACCESS*

Patients seen in 24 months	Total	Change since previous quarter
Quarter ending June 2018	9,158	
Quarter ending September 2018	9,295	→
Quarter ending December 2018	9,404	→
Quarter ending March 2019	9,453	→
Quarter ending June 2019	9,433	→
Variance since June 2018	3.0%	↑



ACTIVITY



Month	Adjusted Scheduled Activity (UDA)	
	2019	2020
April	1,348	1,597
May	3,639	3,785
June	5,471	5,519
July	7,906	
August	10,452	
September	12,609	
October	15,190	
November	17,856	
December	19,831	
January	22,210	
February	24,401	
March	27,066	
April	27,865	
May	27,863	
June	27,865	

QUALITY

	Quantity	Base Number	Contract	AT	Region	England
% of FP17s for the same patient ID Re-attending within 3 months - Children	70	794	8.8%	9.0%	10.6%	11.4%
% of FP17s for the same patient ID Re-attending within 3 months - Adults	329	2,659	12.4%	13.8%	15.2%	15.4%
% of FP17s for the same patient ID Re-attending between 3 & 9 months - Children	515	794	64.9%	63.0%	62.3%	59.8%
% of FP17s for the same patient ID Re-attending between 3 & 9 months - Adults	1,602	2,659	60.2%	53.8%	53.3%	52.1%
% of FP17s for Band 1 Urgent Courses	251	3,053	8.2%	9.3%	9.7%	9.2%
% of FP17s Relating to Free Repair or Replacements	35	3,053	1.1%	0.7%	0.6%	0.7%
% of FP17s Relating to Continuations	21	3,053	0.7%	0.9%	0.8%	0.8%
% of Patients satisfied with the dentistry they have received	6	6	N/A	93.5%	93.4%	93.4%
% of Patients satisfied with the time they had to wait for an appointment	6	6	N/A	89.0%	86.8%	87.6%

* This is based on patients treated on this contract for their most recent course of treatment. Figures in italics indicate the base number of FP17s or Patient Questionnaire responses are less than 100. N/A is shown where the base number of responses is less than 10 during the period. % is calculated as Quantity/Base number*100

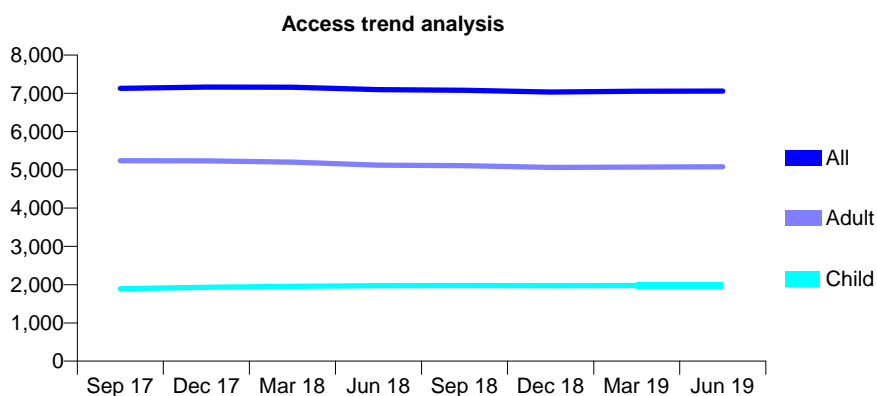
Q65 - Vital Signs At a Glance Contract Report for 929603/0001 - June 2019

Name or company name	MR F TOMAS ALLAHVERDIN
Contract type name	GDS Contract
Purpose of contract	General
Contract start date	01/04/2006
Contract end date	

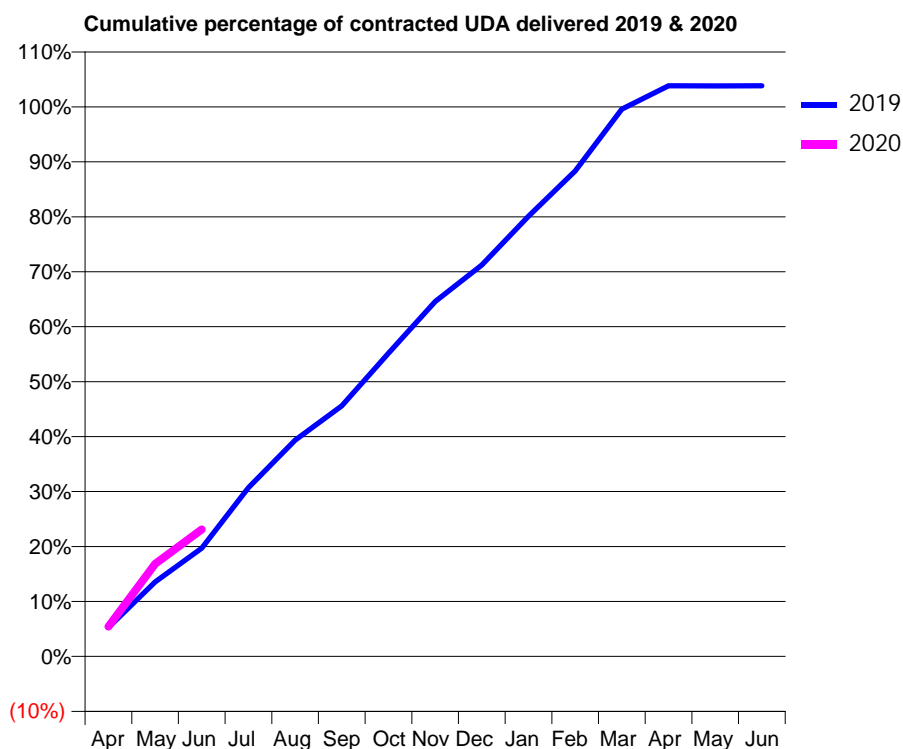
19/20 Contracted general activity (UDA)	16,989
Carry forward general activity (UDA)	0
19/20 Contracted orthodontic activity (UOA)	0
Carry forward orthodontic activity (UOA)	0
Baseline contract value	£456,552.80

ACCESS*

Patients seen in 24 months	Total	Change since previous quarter
Quarter ending June 2018	7,094	
Quarter ending September 2018	7,081	→
Quarter ending December 2018	7,032	→
Quarter ending March 2019	7,052	→
Quarter ending June 2019	7,060	→
Variance since June 2018	(0.5%)	→



ACTIVITY



Month	Adjusted Scheduled Activity (UDA)	
	2019	2020
April	893	924
May	2,301	2,863
June	3,350	3,928
July	5,219	
August	6,684	
September	7,743	
October	9,372	
November	10,971	
December	12,097	
January	13,607	
February	15,008	
March	16,918	
April	17,638	
May	17,636	
June	17,639	

QUALITY

	Quantity	Base Number	Contract	AT	Region	England
% of FP17s for the same patient ID Re-attending within 3 months - Children	49	704	7.0%	9.0%	10.6%	11.4%
% of FP17s for the same patient ID Re-attending within 3 months - Adults	179	1,564	11.4%	13.8%	15.2%	15.4%
% of FP17s for the same patient ID Re-attending between 3 & 9 months - Children	488	704	69.3%	63.0%	62.3%	59.8%
% of FP17s for the same patient ID Re-attending between 3 & 9 months - Adults	902	1,564	57.7%	53.8%	53.3%	52.1%
% of FP17s for Band 1 Urgent Courses	107	2,002	5.3%	9.3%	9.7%	9.2%
% of FP17s Relating to Free Repair or Replacements	28	2,002	1.4%	0.7%	0.6%	0.7%
% of FP17s Relating to Continuations	9	2,002	0.4%	0.9%	0.8%	0.8%
% of Patients satisfied with the dentistry they have received	1	1	N/A	93.5%	93.4%	93.4%
% of Patients satisfied with the time they had to wait for an appointment	1	1	N/A	89.0%	86.8%	87.6%

* This is based on patients treated on this contract for their most recent course of treatment. Figures in italics indicate the base number of FP17s or Patient Questionnaire responses are less than 100. N/A is shown where the base number of responses is less than 10 during the period. % is calculated as Quantity/Base number*100

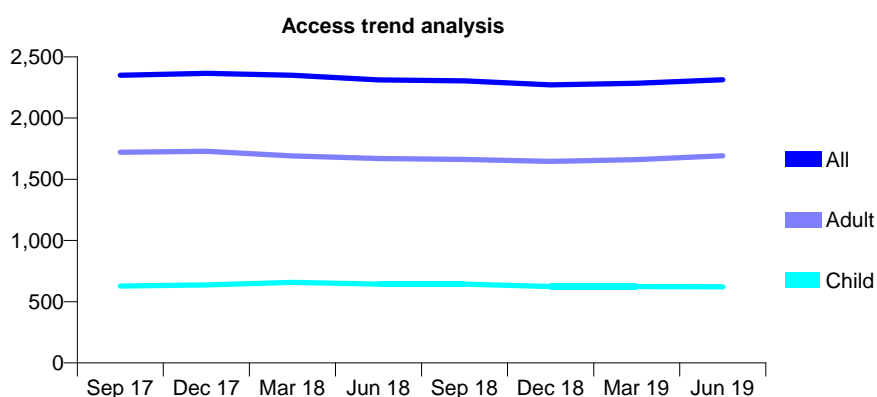
Q65 - Vital Signs At a Glance Contract Report for 941433/0001 - June 2019

Name or company name	MRS M MORADIAN
Contract type name	GDS Contract
Purpose of contract	General
Contract start date	01/04/2006
Contract end date	

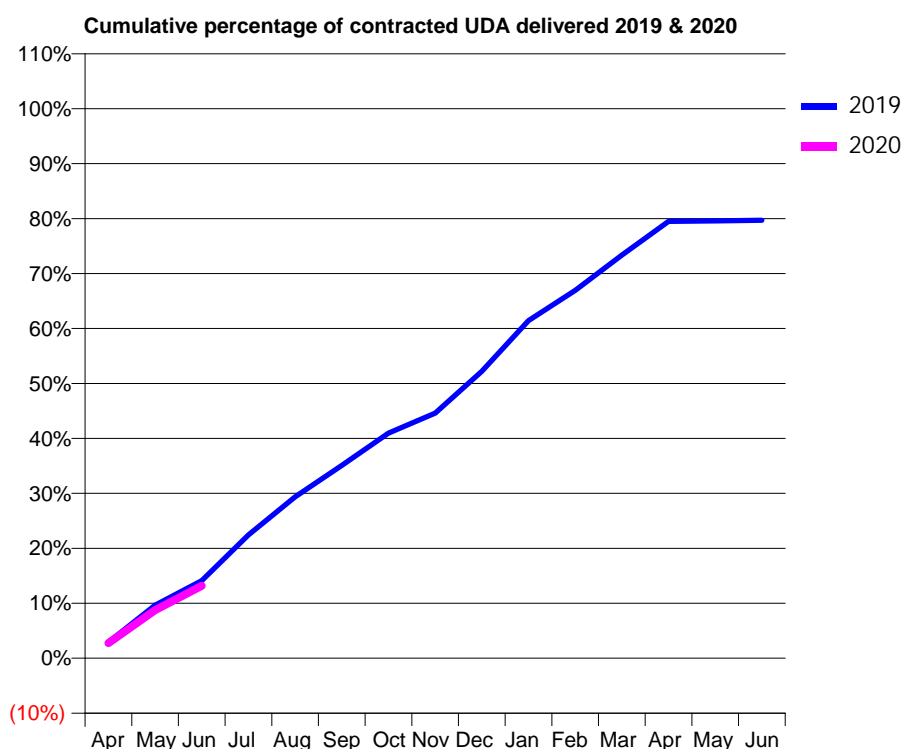
19/20 Contracted general activity (UDA)	11,500
Carry forward general activity (UDA)	0
19/20 Contracted orthodontic activity (UOA)	0
Carry forward orthodontic activity (UOA)	0
Baseline contract value	£281,883.91

ACCESS*

Patients seen in 24 months	Total	Change since previous quarter
Quarter ending June 2018	2,312	
Quarter ending September 2018	2,305	→
Quarter ending December 2018	2,271	↓
Quarter ending March 2019	2,285	→
Quarter ending June 2019	2,313	→
Variance since June 2018	0.0%	→



ACTIVITY



Adjusted Scheduled Activity (UDA)		
Month	2019	2020
April	336	317
May	1,113	1,006
June	1,624	1,517
July	2,581	
August	3,379	
September	4,033	
October	4,711	
November	5,130	
December	6,004	
January	7,065	
February	7,699	
March	8,436	
April	9,140	
May	9,153	
June	9,166	

QUALITY

	Quantity	Base Number	Contract	AT	Region	England
% of FP17s for the same patient ID Re-attending within 3 months - Children	15	195	7.7%	9.0%	10.6%	11.4%
% of FP17s for the same patient ID Re-attending within 3 months - Adults	153	698	21.9%	13.8%	15.2%	15.4%
% of FP17s for the same patient ID Re-attending between 3 & 9 months - Children	102	195	52.3%	63.0%	62.3%	59.8%
% of FP17s for the same patient ID Re-attending between 3 & 9 months - Adults	323	698	46.3%	53.8%	53.3%	52.1%
% of FP17s for Band 1 Urgent Courses	145	668	21.7%	9.3%	9.7%	9.2%
% of FP17s Relating to Free Repair or Replacements	5	668	0.7%	0.7%	0.6%	0.7%
% of FP17s Relating to Continuations	17	668	2.5%	0.9%	0.8%	0.8%
% of Patients satisfied with the dentistry they have received	2	2	N/A	93.5%	93.4%	93.4%
% of Patients satisfied with the time they had to wait for an appointment	2	2	N/A	89.0%	86.8%	87.6%

* This is based on patients treated on this contract for their most recent course of treatment.

Figures in italics indicate the base number of FP17s or Patient Questionnaire responses are less than 100. N/A is shown where the base number of responses is less than 10 during the period. % is calculated as Quantity/Base number*100

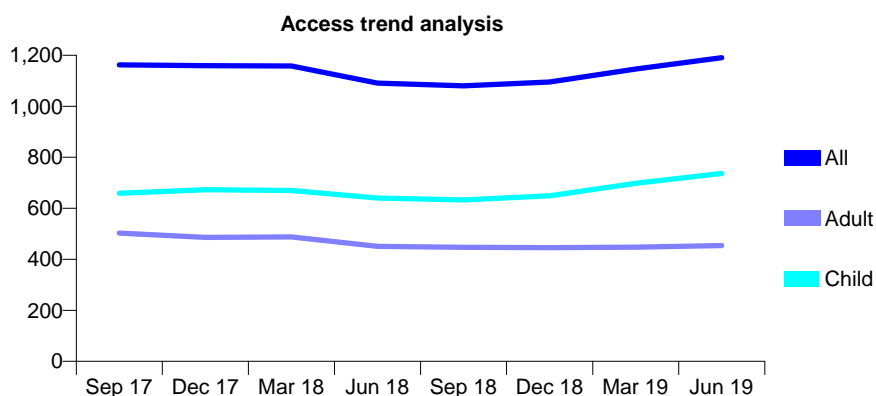
Q65 - Vital Signs At a Glance Contract Report for 962201/0001 - June 2019

Name or company name	MR JC LYLE
Contract type name	GDS Contract
Purpose of contract	General
Contract start date	09/03/2011
Contract end date	

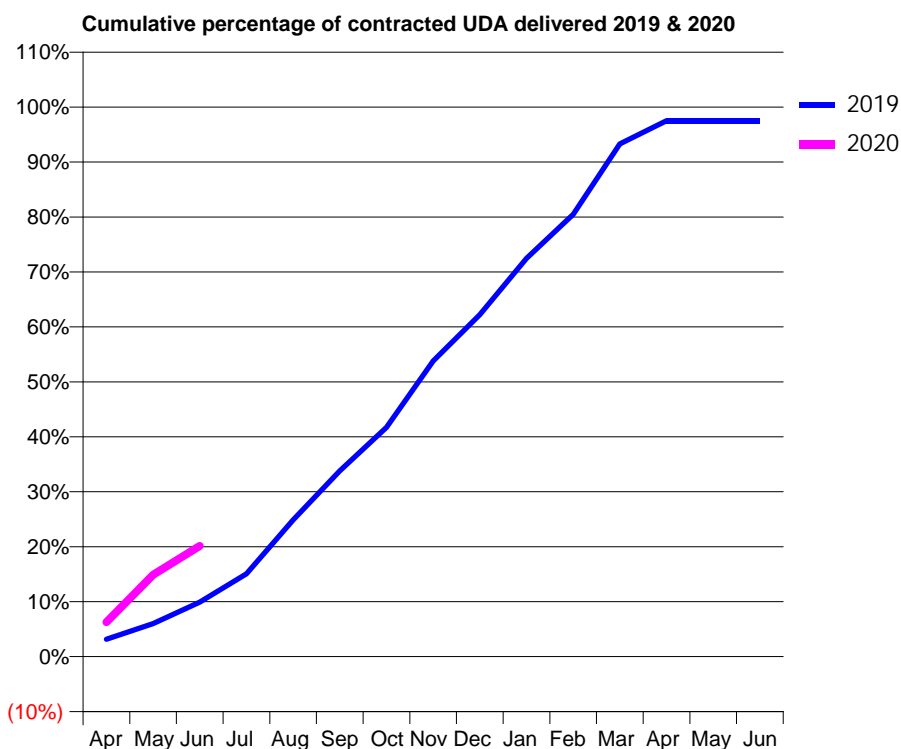
19/20 Contracted general activity (UDA)	2,930
Carry forward general activity (UDA)	0
19/20 Contracted orthodontic activity (UOA)	0
Carry forward orthodontic activity (UOA)	0
Baseline contract value	£66,434.13

ACCESS*

Patients seen in 24 months	Total	Change since previous quarter
Quarter ending June 2018	1,091	
Quarter ending September 2018	1,080	↓
Quarter ending December 2018	1,095	→
Quarter ending March 2019	1,146	↑
Quarter ending June 2019	1,191	↑
Variance since June 2018	9.2%	↑



ACTIVITY



Month	Adjusted Scheduled Activity (UDA)	
	2019	2020
April	93	184
May	177	436
June	291	590
July	442	
August	729	
September	990	
October	1,223	
November	1,577	
December	1,823	
January	2,124	
February	2,358	
March	2,734	
April	2,857	
May	2,857	
June	2,857	

QUALITY

	Quantity	Base Number	Contract	AT	Region	England
% of FP17s for the same patient ID Re-attending within 3 months - Children	17	283	6.0%	9.0%	10.6%	11.4%
% of FP17s for the same patient ID Re-attending within 3 months - Adults	21	131	16.0%	13.8%	15.2%	15.4%
% of FP17s for the same patient ID Re-attending between 3 & 9 months - Children	151	283	53.4%	63.0%	62.3%	59.8%
% of FP17s for the same patient ID Re-attending between 3 & 9 months - Adults	71	131	54.2%	53.8%	53.3%	52.1%
% of FP17s for Band 1 Urgent Courses	10	335	3.0%	9.3%	9.7%	9.2%
% of FP17s Relating to Free Repair or Replacements	0	335	0.0%	0.7%	0.6%	0.7%
% of FP17s Relating to Continuations	0	335	0.0%	0.9%	0.8%	0.8%
% of Patients satisfied with the dentistry they have received	1	1	N/A	93.5%	93.4%	93.4%
% of Patients satisfied with the time they had to wait for an appointment	0	1	N/A	89.0%	86.8%	87.6%

* This is based on patients treated on this contract for their most recent course of treatment. Figures in italics indicate the base number of FP17s or Patient Questionnaire responses are less than 100. N/A is shown where the base number of responses is less than 10 during the period. % is calculated as Quantity/Base number*100

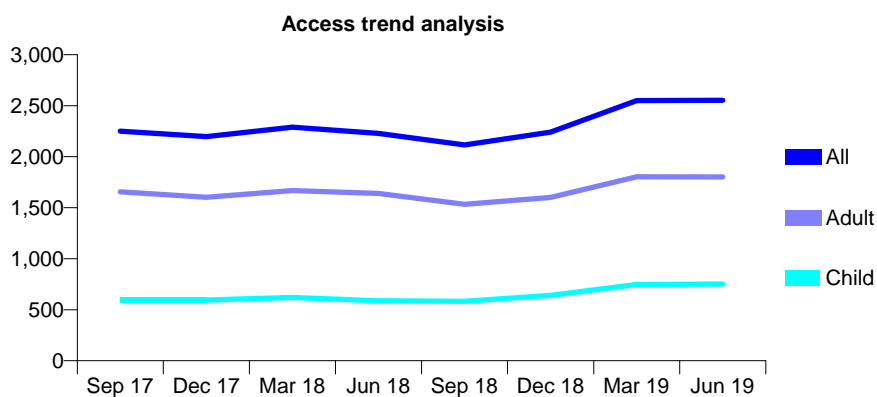
Q65 - Vital Signs At a Glance Contract Report for 995274/0001 - June 2019

Name or company name	MR PW CHAN
Contract type name	GDS Contract
Purpose of contract	General
Contract start date	01/02/2015
Contract end date	

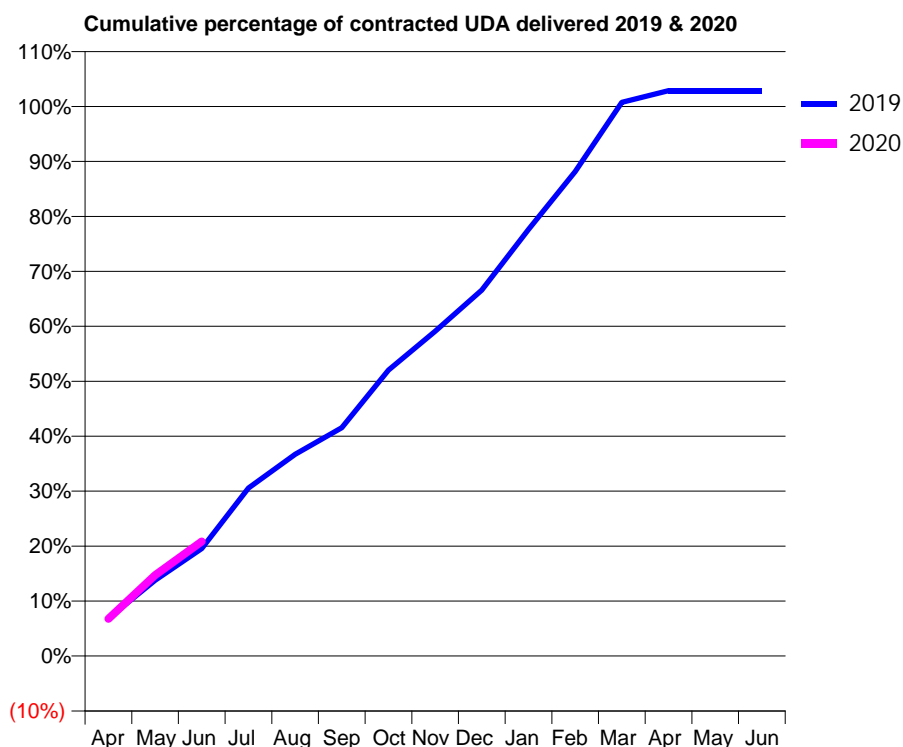
19/20 Contracted general activity (UDA)	6,181
Carry forward general activity (UDA)	0
19/20 Contracted orthodontic activity (UOA)	0
Carry forward orthodontic activity (UOA)	0
Baseline contract value	£131,609.36

ACCESS*

Patients seen in 24 months	Total	Change since previous quarter
Quarter ending June 2018	2,228	
Quarter ending September 2018	2,116	↓
Quarter ending December 2018	2,241	↑
Quarter ending March 2019	2,550	↑
Quarter ending June 2019	2,554	→
Variance since June 2018	14.6%	↑



ACTIVITY



Month	Adjusted Scheduled Activity (UDA)	
	2019	2020
April	424	419
May	853	909
June	1,209	1,288
July	1,890	
August	2,269	
September	2,568	
October	3,215	
November	3,653	
December	4,117	
January	4,797	
February	5,450	
March	6,226	
April	6,359	
May	6,359	
June	6,359	

QUALITY

	Quantity	Base Number	Contract	AT	Region	England
% of FP17s for the same patient ID Re-attending within 3 months - Children	12	192	6.3%	9.0%	10.6%	11.4%
% of FP17s for the same patient ID Re-attending within 3 months - Adults	76	545	13.9%	13.8%	15.2%	15.4%
% of FP17s for the same patient ID Re-attending between 3 & 9 months - Children	115	192	59.9%	63.0%	62.3%	59.8%
% of FP17s for the same patient ID Re-attending between 3 & 9 months - Adults	299	545	54.9%	53.8%	53.3%	52.1%
% of FP17s for Band 1 Urgent Courses	56	664	8.4%	9.3%	9.7%	9.2%
% of FP17s Relating to Free Repair or Replacements	1	664	0.2%	0.7%	0.6%	0.7%
% of FP17s Relating to Continuations	4	664	0.6%	0.9%	0.8%	0.8%
% of Patients satisfied with the dentistry they have received	1	1	N/A	93.5%	93.4%	93.4%
% of Patients satisfied with the time they had to wait for an appointment	1	1	N/A	89.0%	86.8%	87.6%

* This is based on patients treated on this contract for their most recent course of treatment. Figures in italics indicate the base number of FP17s or Patient Questionnaire responses are less than 100. N/A is shown where the base number of responses is less than 10 during the period. % is calculated as Quantity/Base number*100

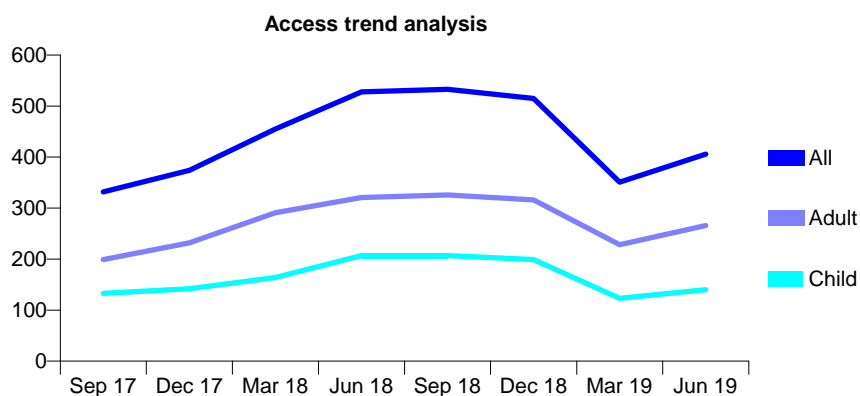
Q65 - Vital Signs At a Glance Contract Report for 995274/0002 - June 2019

Name or company name	MR PW CHAN
Contract type name	GDS Contract
Purpose of contract	General
Contract start date	01/02/2015
Contract end date	

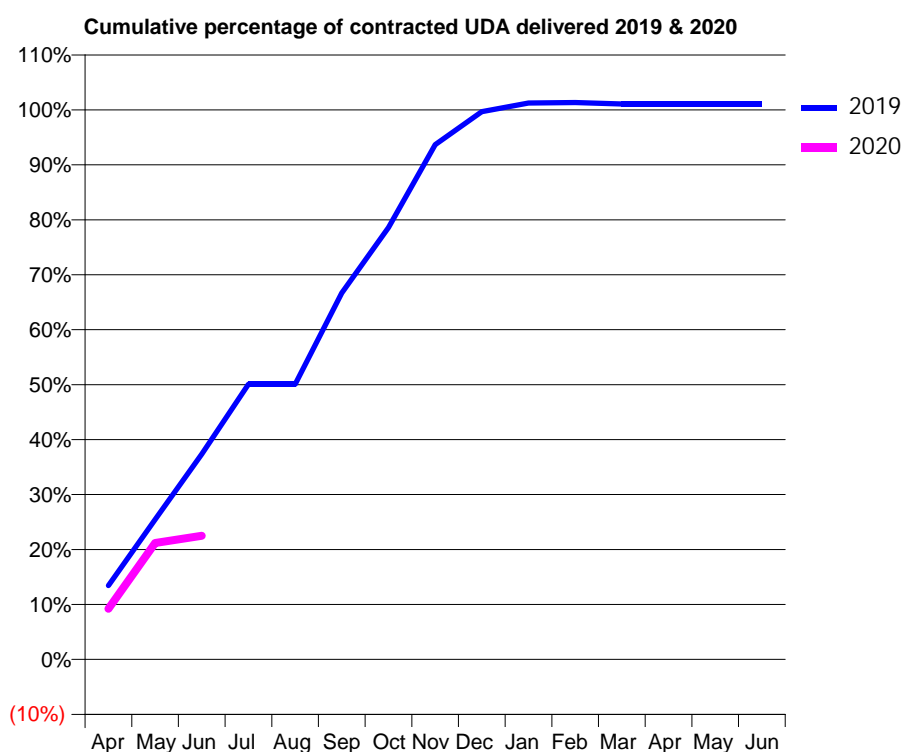
19/20 Contracted general activity (UDA)	1,216
Carry forward general activity (UDA)	0
19/20 Contracted orthodontic activity (UOA)	0
Carry forward orthodontic activity (UOA)	0
Baseline contract value	£25,709.95

ACCESS*

Patients seen in 24 months	Total	Change since previous quarter
Quarter ending June 2018	528	
Quarter ending September 2018	533	→
Quarter ending December 2018	515	↓
Quarter ending March 2019	351	↓
Quarter ending June 2019	406	↑
Variance since June 2018	(23.1%)	↓



ACTIVITY



Month	2019	2020
April	164	112
May	310	258
June	454	274
July	609	
August	609	
September	811	
October	956	
November	1,139	
December	1,212	
January	1,231	
February	1,232	
March	1,229	
April	1,229	
May	1,229	
June	1,229	

QUALITY

	Quantity	Base Number	Contract	AT	Region	England
% of FP17s for the same patient ID Re-attending within 3 months - Children	0	60	0.0%	9.0%	10.6%	11.4%
% of FP17s for the same patient ID Re-attending within 3 months - Adults	1	94	1.1%	13.8%	15.2%	15.4%
% of FP17s for the same patient ID Re-attending between 3 & 9 months - Children	34	60	56.7%	63.0%	62.3%	59.8%
% of FP17s for the same patient ID Re-attending between 3 & 9 months - Adults	47	94	50.0%	53.8%	53.3%	52.1%
% of FP17s for Band 1 Urgent Courses	4	154	2.6%	9.3%	9.7%	9.2%
% of FP17s Relating to Free Repair or Replacements	1	154	0.6%	0.7%	0.6%	0.7%
% of FP17s Relating to Continuations	0	154	0.0%	0.9%	0.8%	0.8%
% of Patients satisfied with the dentistry they have received	0	0	N/A	93.5%	93.4%	93.4%
% of Patients satisfied with the time they had to wait for an appointment	0	0	N/A	89.0%	86.8%	87.6%

* This is based on patients treated on this contract for their most recent course of treatment. Figures in italics indicate the base number of FP17s or Patient Questionnaire responses are less than 100. N/A is shown where the base number of responses is less than 10 during the period. % is calculated as Quantity/Base number*100

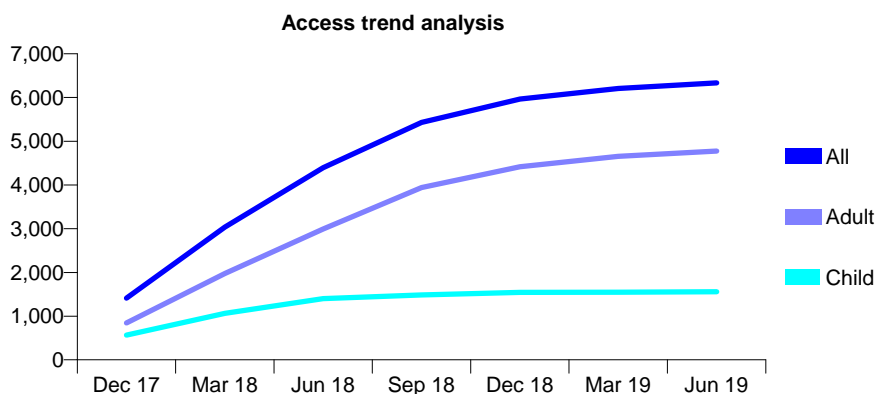
Q66 - Vital Signs At a Glance Contract Report for 100073/0000 - June 2019

Name or company name	Genix Healthcare Saltash Limited
Contract type name	GDS Contract
Purpose of contract	General
Contract start date	01/10/2017
Contract end date	

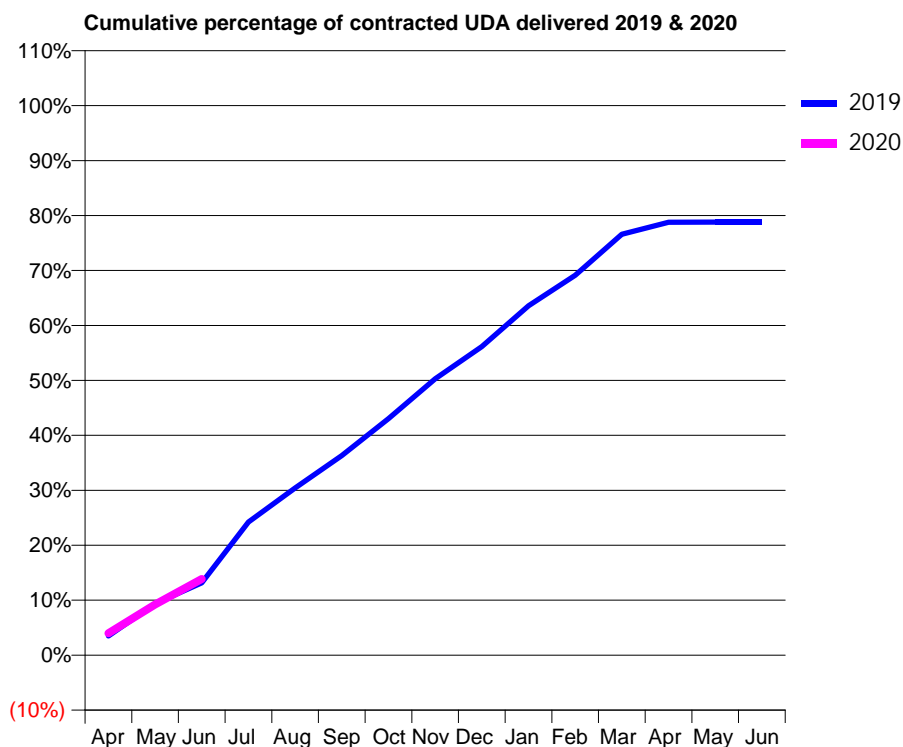
19/20 Contracted general activity (UDA)	19,116
Carry forward general activity (UDA)	0
19/20 Contracted orthodontic activity (UOA)	0
Carry forward orthodontic activity (UOA)	0
Baseline contract value	£512,550.41

ACCESS*

Patients seen in 24 months	Total	Change since previous quarter
Quarter ending June 2018	4,393	
Quarter ending September 2018	5,430	↑
Quarter ending December 2018	5,963	↑
Quarter ending March 2019	6,204	↑
Quarter ending June 2019	6,336	↑
Variance since June 2018	44.2%	↑



ACTIVITY



Month	Adjusted Scheduled Activity (UDA)	
	2019	2020
April	667	761
May	1,793	1,763
June	2,518	2,651
July	4,631	
August	5,815	
September	6,942	
October	8,227	
November	9,615	
December	10,733	
January	12,153	
February	13,212	
March	14,638	
April	15,059	
May	15,067	
June	15,064	

QUALITY

	Quantity	Base Number	Contract	AT	Region	England
% of FP17s for the same patient ID Re-attending within 3 months - Children	11	530	2.1%	8.6%	10.6%	11.4%
% of FP17s for the same patient ID Re-attending within 3 months - Adults	118	1,230	9.6%	13.5%	15.2%	15.4%
% of FP17s for the same patient ID Re-attending between 3 & 9 months - Children	400	530	75.5%	61.2%	62.3%	59.8%
% of FP17s for the same patient ID Re-attending between 3 & 9 months - Adults	512	1,230	41.6%	52.3%	53.3%	52.1%
% of FP17s for Band 1 Urgent Courses	155	1,576	9.8%	10.0%	9.7%	9.2%
% of FP17s Relating to Free Repair or Replacements	0	1,576	0.0%	0.9%	0.6%	0.7%
% of FP17s Relating to Continuations	9	1,576	0.6%	0.9%	0.8%	0.8%
% of Patients satisfied with the dentistry they have received	6	6	N/A	94.0%	93.4%	93.4%
% of Patients satisfied with the time they had to wait for an appointment	3	6	N/A	85.7%	86.8%	87.6%

* This is based on patients treated on this contract for their most recent course of treatment. Figures in italics indicate the base number of FP17s or Patient Questionnaire responses are less than 100. N/A is shown where the base number of responses is less than 10 during the period. % is calculated as Quantity/Base number*100

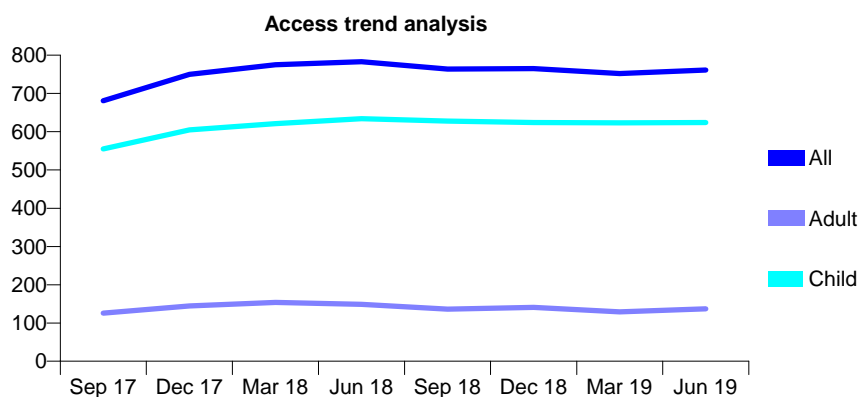
Q66 - Vital Signs At a Glance Contract Report for 100076/0000 - June 2019

Name or company name	Hayle Dental Practice Partnership
Contract type name	GDS Contract
Purpose of contract	General
Contract start date	01/04/2016
Contract end date	

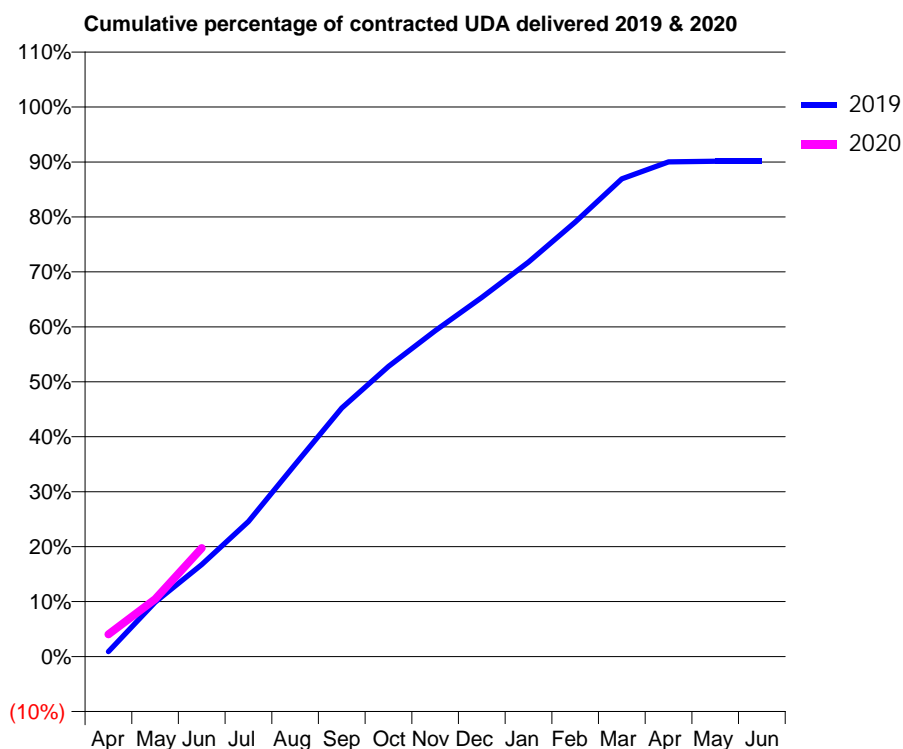
19/20 Contracted general activity (UDA)	1,557
Carry forward general activity (UDA)	0
19/20 Contracted orthodontic activity (UOA)	0
Carry forward orthodontic activity (UOA)	0
Baseline contract value	£42,040.71

ACCESS*

Patients seen in 24 months	Total	Change since previous quarter
Quarter ending June 2018	783	
Quarter ending September 2018	764	↓
Quarter ending December 2018	765	→
Quarter ending March 2019	752	↓
Quarter ending June 2019	761	→
Variance since June 2018	(2.8%)	↓



ACTIVITY



Month	Adjusted Scheduled Activity (UDA)	
	2019	2020
April	14	63
May	154	163
June	260	307
July	383	
August	545	
September	704	
October	822	
November	923	
December	1,017	
January	1,118	
February	1,231	
March	1,353	
April	1,401	
May	1,403	
June	1,403	

QUALITY

	Quantity	Base Number	Contract	AT	Region	England
% of FP17s for the same patient ID Re-attending within 3 months - Children	6	248	2.4%	8.6%	10.6%	11.4%
% of FP17s for the same patient ID Re-attending within 3 months - Adults	0	16	0.0%	13.5%	15.2%	15.4%
% of FP17s for the same patient ID Re-attending between 3 & 9 months - Children	173	248	69.8%	61.2%	62.3%	59.8%
% of FP17s for the same patient ID Re-attending between 3 & 9 months - Adults	6	16	37.5%	52.3%	53.3%	52.1%
% of FP17s for Band 1 Urgent Courses	7	223	3.1%	10.0%	9.7%	9.2%
% of FP17s Relating to Free Repair or Replacements	0	223	0.0%	0.9%	0.6%	0.7%
% of FP17s Relating to Continuations	0	223	0.0%	0.9%	0.8%	0.8%
% of Patients satisfied with the dentistry they have received	0	0	N/A	94.0%	93.4%	93.4%
% of Patients satisfied with the time they had to wait for an appointment	0	0	N/A	85.7%	86.8%	87.6%

* This is based on patients treated on this contract for their most recent course of treatment. Figures in italics indicate the base number of FP17s or Patient Questionnaire responses are less than 100. N/A is shown where the base number of responses is less than 10 during the period. % is calculated as Quantity/Base number*100

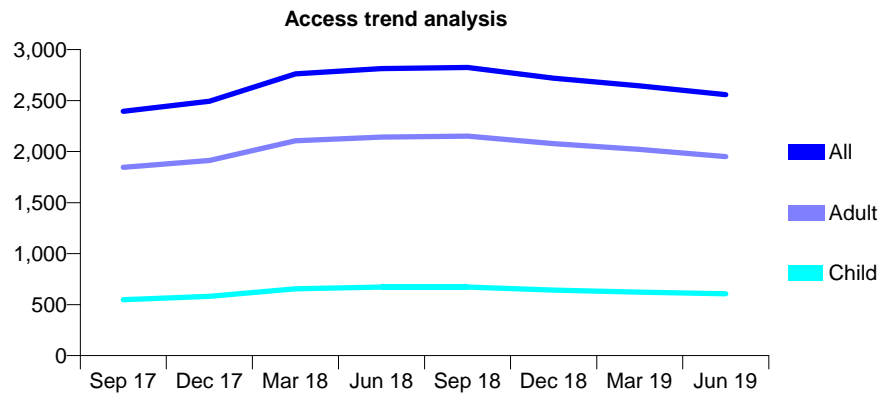
Q66 - Vital Signs At a Glance Contract Report for 100083/0000 - June 2019

Name or company name	PCH Dental CIC
Contract type name	GDS Contract
Purpose of contract	General
Contract start date	01/04/2016
Contract end date	

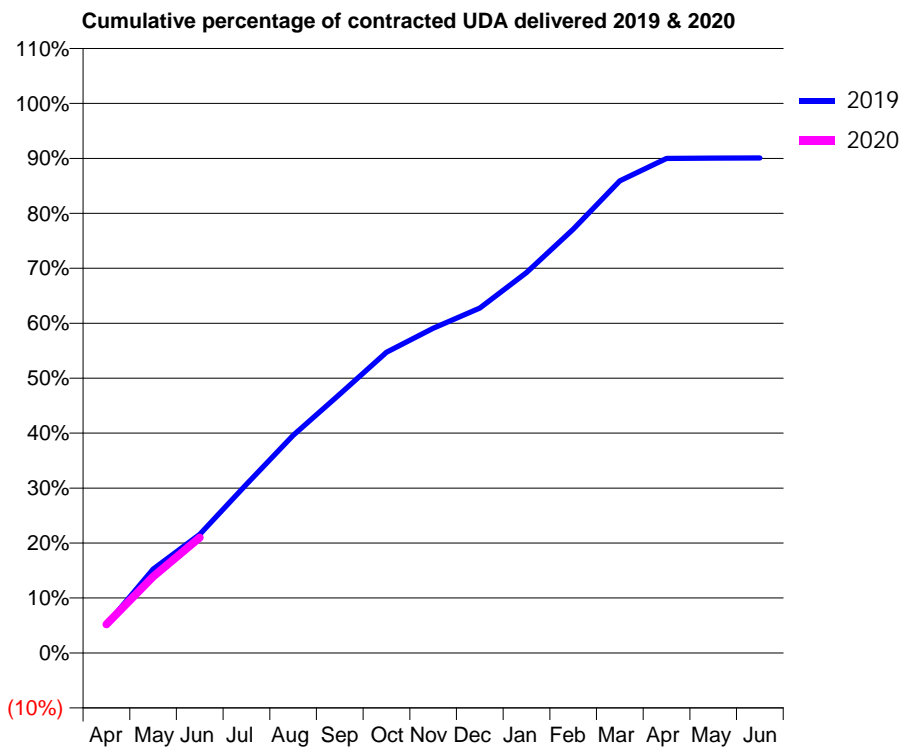
19/20 Contracted general activity (UDA)	3,500
Carry forward general activity (UDA)	0
19/20 Contracted orthodontic activity (UOA)	0
Carry forward orthodontic activity (UOA)	0
Baseline contract value	£98,535.38

ACCESS*

Patients seen in 24 months	Total	Change since previous quarter
Quarter ending June 2018	2,814	
Quarter ending September 2018	2,824	→
Quarter ending December 2018	2,720	↓
Quarter ending March 2019	2,645	↓
Quarter ending June 2019	2,558	↓
Variance since June 2018	(9.1%)	↓



ACTIVITY



Adjusted Scheduled Activity (UDA)		
Month	2019	2020
April	361	182
May	1,067	486
June	1,511	735
July	2,148	
August	2,773	
September	3,296	
October	3,830	
November	4,136	
December	4,394	
January	4,846	
February	5,398	
March	6,014	
April	6,299	
May	6,302	
June	6,305	

QUALITY

	Quantity	Base Number	Contract	AT	Region	England
% of FP17s for the same patient ID Re-attending within 3 months - Children	4	91	4.4%	8.6%	10.6%	11.4%
% of FP17s for the same patient ID Re-attending within 3 months - Adults	65	424	15.3%	13.5%	15.2%	15.4%
% of FP17s for the same patient ID Re-attending between 3 & 9 months - Children	47	91	51.6%	61.2%	62.3%	59.8%
% of FP17s for the same patient ID Re-attending between 3 & 9 months - Adults	203	424	47.9%	52.3%	53.3%	52.1%
% of FP17s for Band 1 Urgent Courses	71	390	18.2%	10.0%	9.7%	9.2%
% of FP17s Relating to Free Repair or Replacements	1	390	0.3%	0.9%	0.6%	0.7%
% of FP17s Relating to Continuations	0	390	0.0%	0.9%	0.8%	0.8%
% of Patients satisfied with the dentistry they have received	2	2	N/A	94.0%	93.4%	93.4%
% of Patients satisfied with the time they had to wait for an appointment	1	2	N/A	85.7%	86.8%	87.6%

* This is based on patients treated on this contract for their most recent course of treatment. Figures in italics indicate the base number of FP17s or Patient Questionnaire responses are less than 100. N/A is shown where the base number of responses is less than 10 during the period. % is calculated as Quantity/Base number*100


Q66 - Vital Signs At a Glance Contract Report for 100863/0000 - June 2019

Name or company name	B & M Capital Limited
Contract type name	GDS Contract
Purpose of contract	General
Contract start date	01/09/2018
Contract end date	

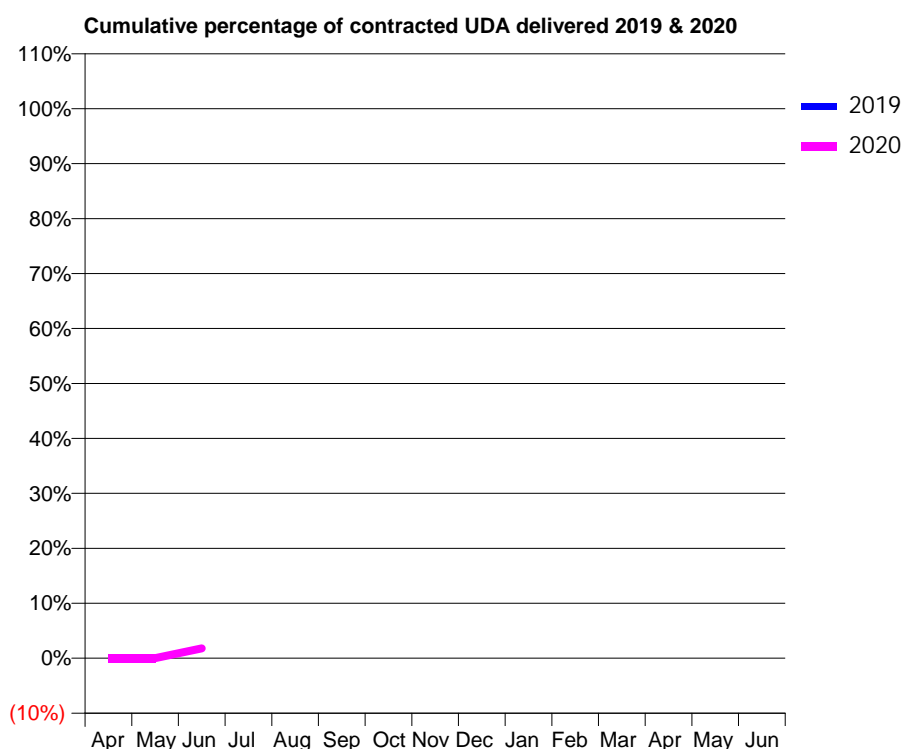
19/20 Contracted general activity (UDA)	22,608
Carry forward general activity (UDA)	0
19/20 Contracted orthodontic activity (UOA)	0
Carry forward orthodontic activity (UOA)	0
Baseline contract value	£672,382.90

ACCESS*

Patients seen in 24 months	Total	Change since previous quarter
Quarter ending June 2018	0	
Quarter ending September 2018	0	
Quarter ending December 2018	0	
Quarter ending March 2019	0	
Quarter ending June 2019	540	↑
Variance since June 2018	N/A	



ACTIVITY



Adjusted Scheduled Activity (UDA)		
Month	2019	2020
April	0	0
May	0	0
June	0	407
July	0	
August	0	
September	0	
October	0	
November	0	
December	0	
January	0	
February	0	
March	0	
April	0	
May	0	
June	0	

QUALITY

	Quantity	Base Number	Contract	AT	Region	England
% of FP17s for the same patient ID Re-attending within 3 months - Children	0	93	0.0%	8.6%	10.6%	11.4%
% of FP17s for the same patient ID Re-attending within 3 months - Adults	0	161	0.0%	13.5%	15.2%	15.4%
% of FP17s for the same patient ID Re-attending between 3 & 9 months - Children	0	93	0.0%	61.2%	62.3%	59.8%
% of FP17s for the same patient ID Re-attending between 3 & 9 months - Adults	0	161	0.0%	52.3%	53.3%	52.1%
% of FP17s for Band 1 Urgent Courses	11	218	5.0%	10.0%	9.7%	9.2%
% of FP17s Relating to Free Repair or Replacements	0	218	0.0%	0.9%	0.6%	0.7%
% of FP17s Relating to Continuations	2	218	0.9%	0.9%	0.8%	0.8%
% of Patients satisfied with the dentistry they have received	0	0	N/A	94.0%	93.4%	93.4%
% of Patients satisfied with the time they had to wait for an appointment	0	0	N/A	85.7%	86.8%	87.6%

* This is based on patients treated on this contract for their most recent course of treatment.

Figures in italics indicate the base number of FP17s or Patient Questionnaire responses are less than 100. N/A is shown where the base number of responses is less than 10 during the period. % is calculated as Quantity/Base number*100

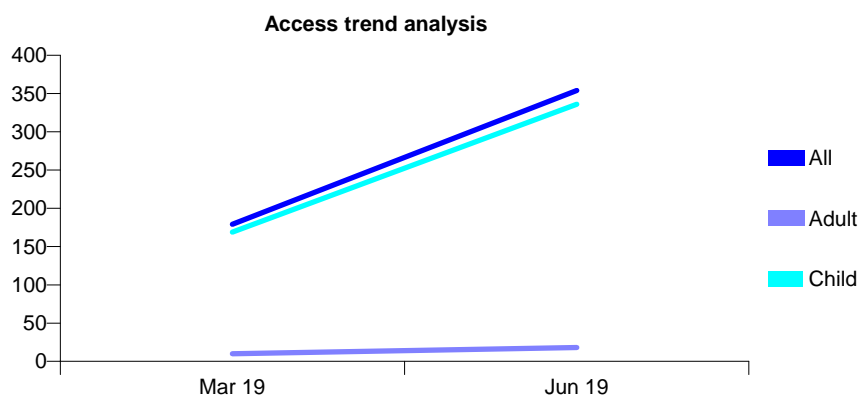
Q66 - Vital Signs At a Glance Contract Report for 100953/0000 - June 2019

Name or company name	David John de Klerk
Contract type name	GDS Contract
Purpose of contract	General
Contract start date	01/01/2019
Contract end date	

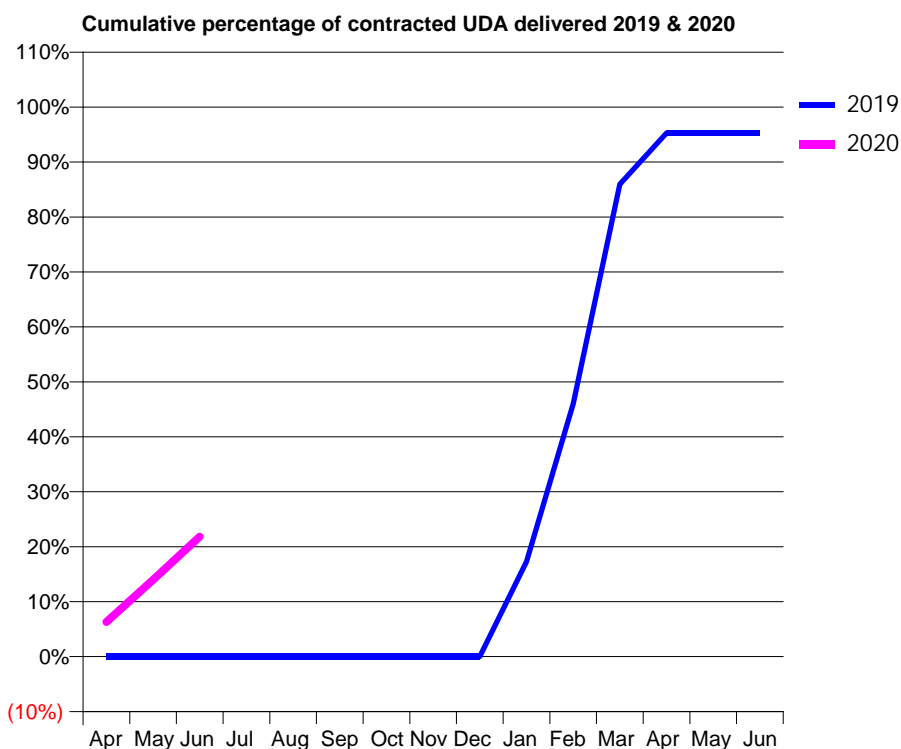
19/20 Contracted general activity (UDA)	1,154
Carry forward general activity (UDA)	0
19/20 Contracted orthodontic activity (UOA)	0
Carry forward orthodontic activity (UOA)	0
Baseline contract value	£28,170.91

ACCESS*

Patients seen in 24 months	Total	Change since previous quarter
Quarter ending June 2018	0	
Quarter ending September 2018	0	
Quarter ending December 2018	0	
Quarter ending March 2019	179	
Quarter ending June 2019	354	↑
Variance since June 2018	N/A	



ACTIVITY



Month	Adjusted Scheduled Activity (UDA)	
	2019	2020
April	0	73
May	0	161
June	0	252
July	0	
August	0	
September	0	
October	0	
November	0	
December	0	
January	50	
February	133	
March	248	
April	275	
May	275	
June	275	

QUALITY

	Quantity	Base Number	Contract	AT	Region	England
% of FP17s for the same patient ID Re-attending within 3 months - Children	7	171	4.1%	8.6%	10.6%	11.4%
% of FP17s for the same patient ID Re-attending within 3 months - Adults	0	5	0.0%	13.5%	15.2%	15.4%
% of FP17s for the same patient ID Re-attending between 3 & 9 months - Children	3	171	1.8%	61.2%	62.3%	59.8%
% of FP17s for the same patient ID Re-attending between 3 & 9 months - Adults	1	5	20.0%	52.3%	53.3%	52.1%
% of FP17s for Band 1 Urgent Courses	4	157	2.5%	10.0%	9.7%	9.2%
% of FP17s Relating to Free Repair or Replacements	0	157	0.0%	0.9%	0.6%	0.7%
% of FP17s Relating to Continuations	0	157	0.0%	0.9%	0.8%	0.8%
% of Patients satisfied with the dentistry they have received	0	0	N/A	94.0%	93.4%	93.4%
% of Patients satisfied with the time they had to wait for an appointment	0	0	N/A	85.7%	86.8%	87.6%

* This is based on patients treated on this contract for their most recent course of treatment. Figures in italics indicate the base number of FP17s or Patient Questionnaire responses are less than 100. N/A is shown where the base number of responses is less than 10 during the period. % is calculated as Quantity/Base number*100


Q66 - Vital Signs At a Glance Contract Report for 101120/0000 - June 2019

Name or company name	Barnfield Dental Studio Ltd
Contract type name	GDS Contract
Purpose of contract	General
Contract start date	01/04/2019
Contract end date	

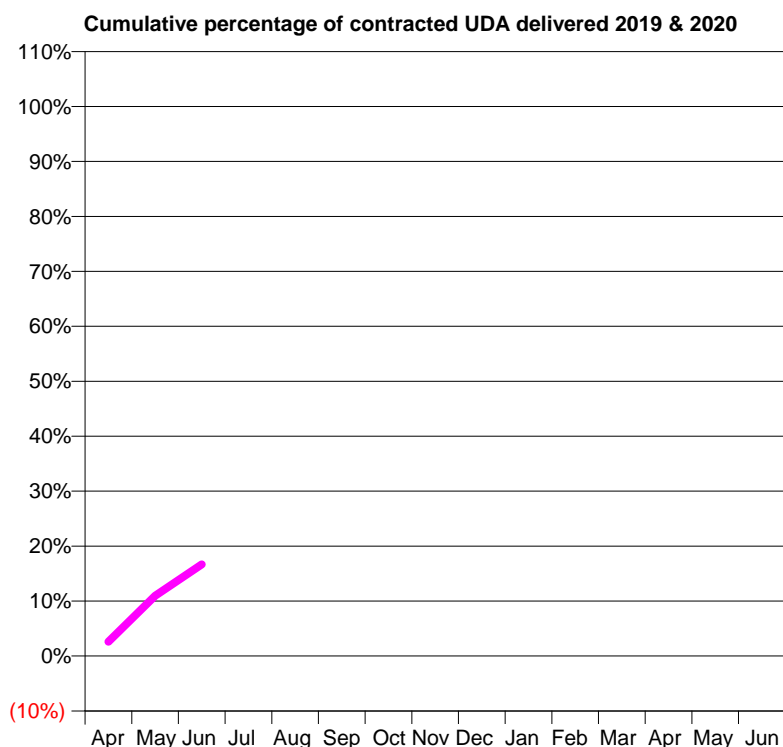
19/20 Contracted general activity (UDA)	17,818
Carry forward general activity (UDA)	0
19/20 Contracted orthodontic activity (UOA)	0
Carry forward orthodontic activity (UOA)	0
Baseline contract value	£479,026.40

ACCESS*

Patients seen in 24 months	Total	Change since previous quarter
Quarter ending June 2018	0	
Quarter ending September 2018	0	
Quarter ending December 2018	0	
Quarter ending March 2019	0	
Quarter ending June 2019	1,988	↑
Variance since June 2018	N/A	



ACTIVITY



Month	Adjusted Scheduled Activity (UDA)	
	2019	2020
April	0	465
May	0	1,954
June	0	2,973
July	0	
August	0	
September	0	
October	0	
November	0	
December	0	
January	0	
February	0	
March	0	
April	0	
May	0	
June	0	

QUALITY

	Quantity	Base Number	Contract	AT	Region	England
% of FP17s for the same patient ID Re-attending within 3 months - Children	10	561	1.8%	8.6%	10.6%	11.4%
% of FP17s for the same patient ID Re-attending within 3 months - Adults	21	1,101	1.9%	13.5%	15.2%	15.4%
% of FP17s for the same patient ID Re-attending between 3 & 9 months - Children	0	561	0.0%	61.2%	62.3%	59.8%
% of FP17s for the same patient ID Re-attending between 3 & 9 months - Adults	0	1,101	0.0%	52.3%	53.3%	52.1%
% of FP17s for Band 1 Urgent Courses	64	1,662	3.9%	10.0%	9.7%	9.2%
% of FP17s Relating to Free Repair or Replacements	1	1,662	0.1%	0.9%	0.6%	0.7%
% of FP17s Relating to Continuations	1	1,662	0.1%	0.9%	0.8%	0.8%
% of Patients satisfied with the dentistry they have received	0	0	N/A	94.0%	93.4%	93.4%
% of Patients satisfied with the time they had to wait for an appointment	0	0	N/A	85.7%	86.8%	87.6%

* This is based on patients treated on this contract for their most recent course of treatment. Figures in italics indicate the base number of FP17s or Patient Questionnaire responses are less than 100. N/A is shown where the base number of responses is less than 10 during the period. % is calculated as Quantity/Base number*100


Q66 - Vital Signs At a Glance Contract Report for 101122/0000 - June 2019

Name or company name	Fresh Dental Health Care Limited
Contract type name	GDS Contract
Purpose of contract	General
Contract start date	01/04/2019
Contract end date	

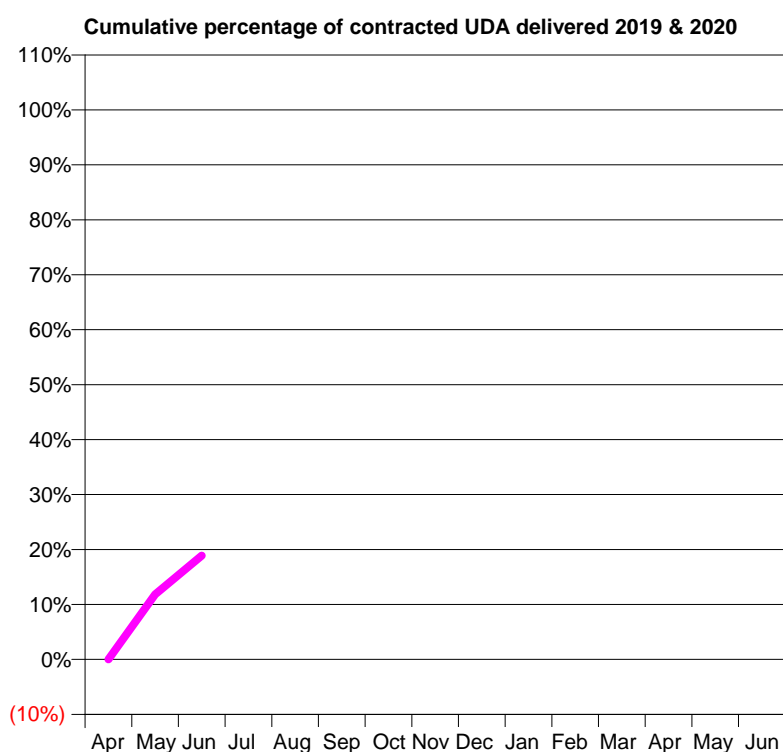
19/20 Contracted general activity (UDA)	14,300
Carry forward general activity (UDA)	0
19/20 Contracted orthodontic activity (UOA)	0
Carry forward orthodontic activity (UOA)	0
Baseline contract value	£421,446.71

ACCESS*

Patients seen in 24 months	Total	Change since previous quarter
Quarter ending June 2018	0	
Quarter ending September 2018	0	
Quarter ending December 2018	0	
Quarter ending March 2019	0	
Quarter ending June 2019	1,378	↑
Variance since June 2018	N/A	



ACTIVITY



Month	Adjusted Scheduled Activity (UDA)	
	2019	2020
April	0	0
May	0	1,696
June	0	2,701
July	0	
August	0	
September	0	
October	0	
November	0	
December	0	
January	0	
February	0	
March	0	
April	0	
May	0	
June	0	

QUALITY

	Quantity	Base Number	Contract	AT	Region	England
% of FP17s for the same patient ID Re-attending within 3 months - Children	7	267	2.6%	8.6%	10.6%	11.4%
% of FP17s for the same patient ID Re-attending within 3 months - Adults	37	1,038	3.6%	13.5%	15.2%	15.4%
% of FP17s for the same patient ID Re-attending between 3 & 9 months - Children	0	267	0.0%	61.2%	62.3%	59.8%
% of FP17s for the same patient ID Re-attending between 3 & 9 months - Adults	0	1,038	0.0%	52.3%	53.3%	52.1%
% of FP17s for Band 1 Urgent Courses	143	1,305	11.0%	10.0%	9.7%	9.2%
% of FP17s Relating to Free Repair or Replacements	5	1,305	0.4%	0.9%	0.6%	0.7%
% of FP17s Relating to Continuations	6	1,305	0.5%	0.9%	0.8%	0.8%
% of Patients satisfied with the dentistry they have received	3	3	N/A	94.0%	93.4%	93.4%
% of Patients satisfied with the time they had to wait for an appointment	2	3	N/A	85.7%	86.8%	87.6%

* This is based on patients treated on this contract for their most recent course of treatment. Figures in italics indicate the base number of FP17s or Patient Questionnaire responses are less than 100. N/A is shown where the base number of responses is less than 10 during the period. % is calculated as Quantity/Base number*100

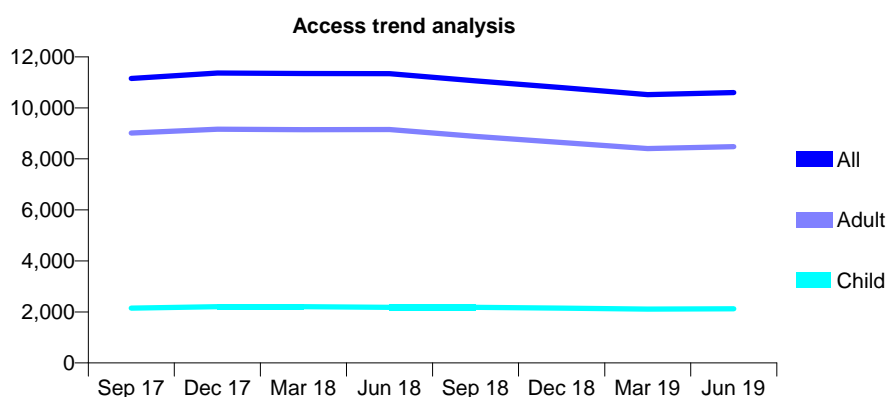
Q66 - Vital Signs At a Glance Contract Report for 101192/0007 - June 2019

Name or company name	Community Dental Centres Ltd
Contract type name	GDS Contract
Purpose of contract	General and Orthodontic
Contract start date	01/04/2006
Contract end date	

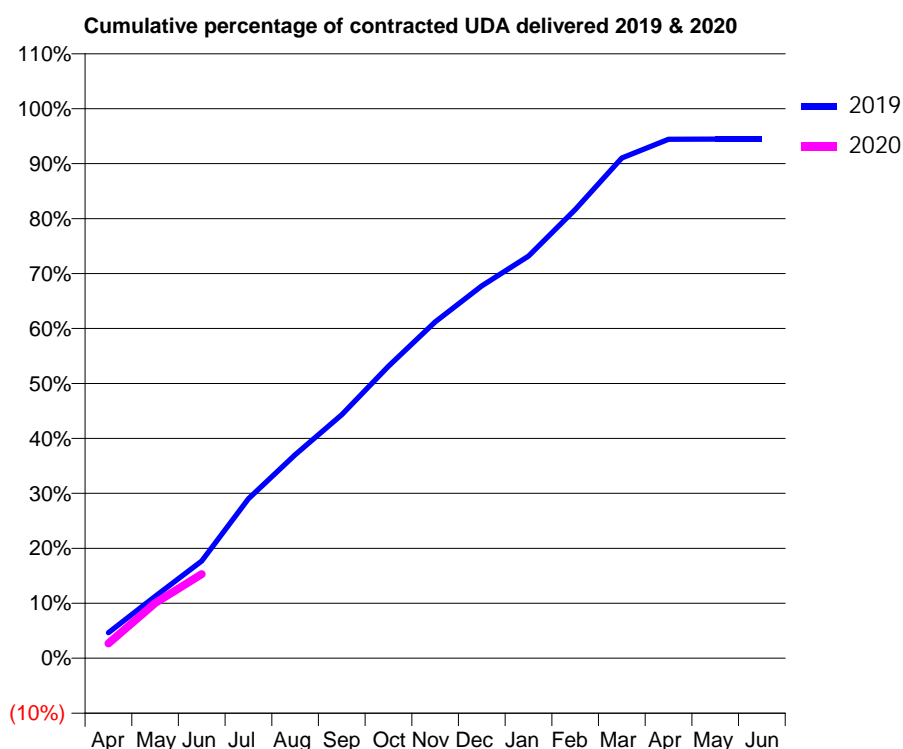
19/20 Contracted general activity (UDA)	36,000
Carry forward general activity (UDA)	0
19/20 Contracted orthodontic activity (UOA)	3,677
Carry forward orthodontic activity (UOA)	0
Baseline contract value	£1,238,147.97

ACCESS*

Patients seen in 24 months	Total	Change since previous quarter
Quarter ending June 2018	11,336	
Quarter ending September 2018	11,062	↓
Quarter ending December 2018	10,793	↓
Quarter ending March 2019	10,516	↓
Quarter ending June 2019	10,600	→
Variance since June 2018	(6.5%)	↓



ACTIVITY



Month	2019	2020
April	1,370	973
May	3,327	3,615
June	5,222	5,505
July	8,568	
August	10,924	
September	13,072	
October	15,671	
November	18,049	
December	19,986	
January	21,591	
February	24,085	
March	26,845	
April	27,856	
May	27,867	
June	27,864	

QUALITY

	Quantity	Base Number	Contract	AT	Region	England
% of FP17s for the same patient ID Re-attending within 3 months - Children	56	632	8.9%	8.6%	10.6%	11.4%
% of FP17s for the same patient ID Re-attending within 3 months - Adults	207	2,375	8.7%	13.5%	15.2%	15.4%
% of FP17s for the same patient ID Re-attending between 3 & 9 months - Children	295	632	46.7%	61.2%	62.3%	59.8%
% of FP17s for the same patient ID Re-attending between 3 & 9 months - Adults	1,230	2,375	51.8%	52.3%	53.3%	52.1%
% of FP17s for Band 1 Urgent Courses	230	2,563	9.0%	10.0%	9.7%	9.2%
% of FP17s Relating to Free Repair or Replacements	7	2,563	0.3%	0.9%	0.6%	0.7%
% of FP17s Relating to Continuations	11	2,563	0.4%	0.9%	0.8%	0.8%
% of Patients satisfied with the dentistry they have received	7	7	N/A	94.0%	93.4%	93.4%
% of Patients satisfied with the time they had to wait for an appointment	7	7	N/A	85.7%	86.8%	87.6%

* This is based on patients treated on this contract for their most recent course of treatment.

Figures in italics indicate the base number of FP17s or Patient Questionnaire responses are less than 100. N/A is shown where the base number of responses is less than 10 during the period. % is calculated as Quantity/Base number*100

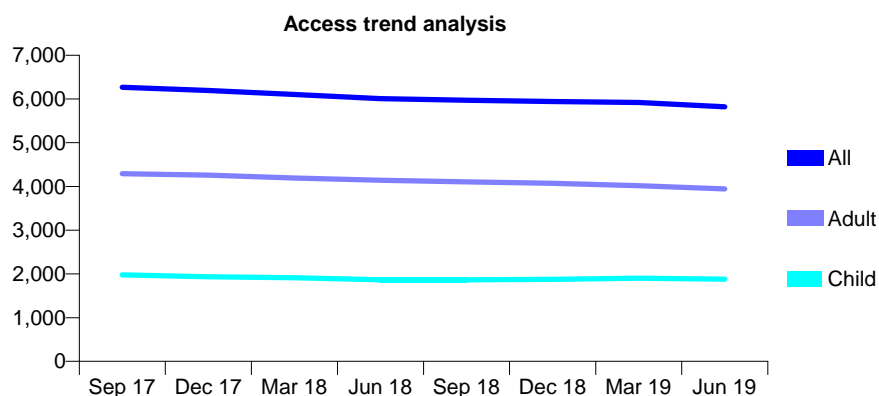
Q66 - Vital Signs At a Glance Contract Report for 101281/0062 - June 2019

Name or company name	OASIS DENTAL CARE LTD
Contract type name	GDS Contract
Purpose of contract	General
Contract start date	01/04/2006
Contract end date	

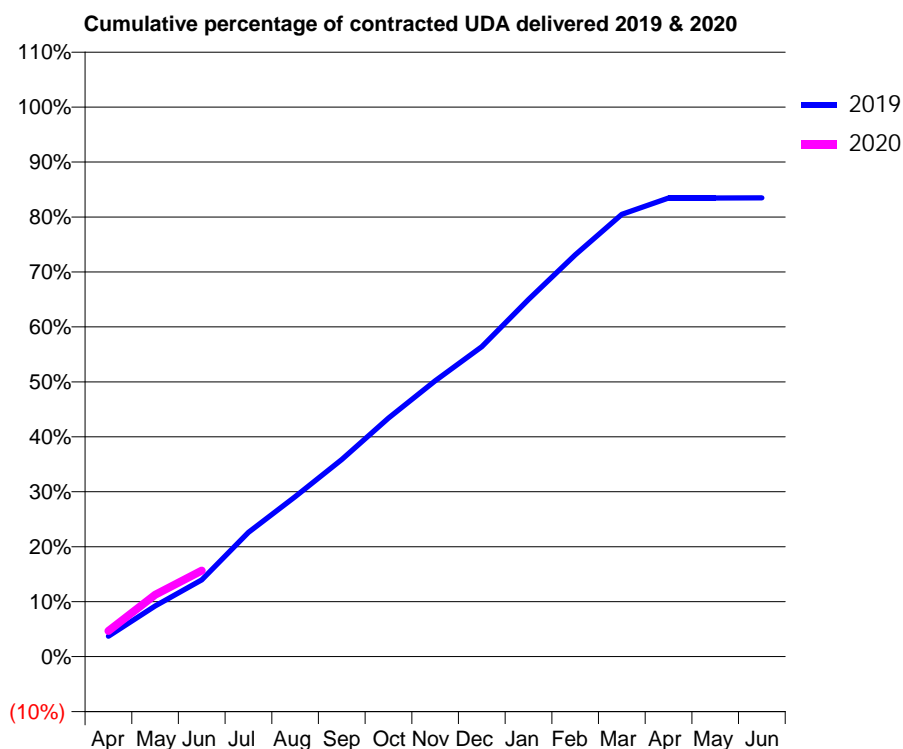
19/20 Contracted general activity (UDA)	17,010
Carry forward general activity (UDA)	0
19/20 Contracted orthodontic activity (UOA)	0
Carry forward orthodontic activity (UOA)	0
Baseline contract value	£394,933.22

ACCESS*

Patients seen in 24 months	Total	Change since previous quarter
Quarter ending June 2018	6,006	
Quarter ending September 2018	5,970	→
Quarter ending December 2018	5,942	→
Quarter ending March 2019	5,918	→
Quarter ending June 2019	5,820	↓
Variance since June 2018	(3.1%)	↓



ACTIVITY



Month	Adjusted Scheduled Activity (UDA)	
	2019	2020
April	635	796
May	1,569	1,916
June	2,375	2,665
July	3,848	
August	4,952	
September	6,099	
October	7,382	
November	8,538	
December	9,596	
January	11,057	
February	12,435	
March	13,690	
April	14,193	
May	14,194	
June	14,197	

QUALITY

	Quantity	Base Number	Contract	AT	Region	England
% of FP17s for the same patient ID Re-attending within 3 months - Children	33	640	5.2%	8.6%	10.6%	11.4%
% of FP17s for the same patient ID Re-attending within 3 months - Adults	120	1,223	9.8%	13.5%	15.2%	15.4%
% of FP17s for the same patient ID Re-attending between 3 & 9 months - Children	418	640	65.3%	61.2%	62.3%	59.8%
% of FP17s for the same patient ID Re-attending between 3 & 9 months - Adults	790	1,223	64.6%	52.3%	53.3%	52.1%
% of FP17s for Band 1 Urgent Courses	101	1,583	6.4%	10.0%	9.7%	9.2%
% of FP17s Relating to Free Repair or Replacements	10	1,583	0.6%	0.9%	0.6%	0.7%
% of FP17s Relating to Continuations	4	1,583	0.3%	0.9%	0.8%	0.8%
% of Patients satisfied with the dentistry they have received	5	5	N/A	94.0%	93.4%	93.4%
% of Patients satisfied with the time they had to wait for an appointment	4	5	N/A	85.7%	86.8%	87.6%

* This is based on patients treated on this contract for their most recent course of treatment. Figures in italics indicate the base number of FP17s or Patient Questionnaire responses are less than 100. N/A is shown where the base number of responses is less than 10 during the period. % is calculated as Quantity/Base number*100

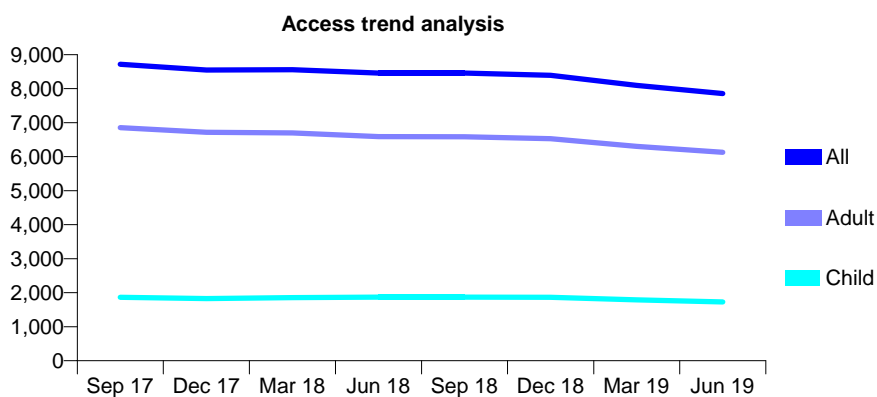
Q66 - Vital Signs At a Glance Contract Report for 101281/0165 - June 2019

Name or company name	OASIS DENTAL CARE LTD
Contract type name	GDS Contract
Purpose of contract	General
Contract start date	10/04/2007
Contract end date	

19/20 Contracted general activity (UDA)	30,000
Carry forward general activity (UDA)	0
19/20 Contracted orthodontic activity (UOA)	0
Carry forward orthodontic activity (UOA)	0
Baseline contract value	£710,861.11

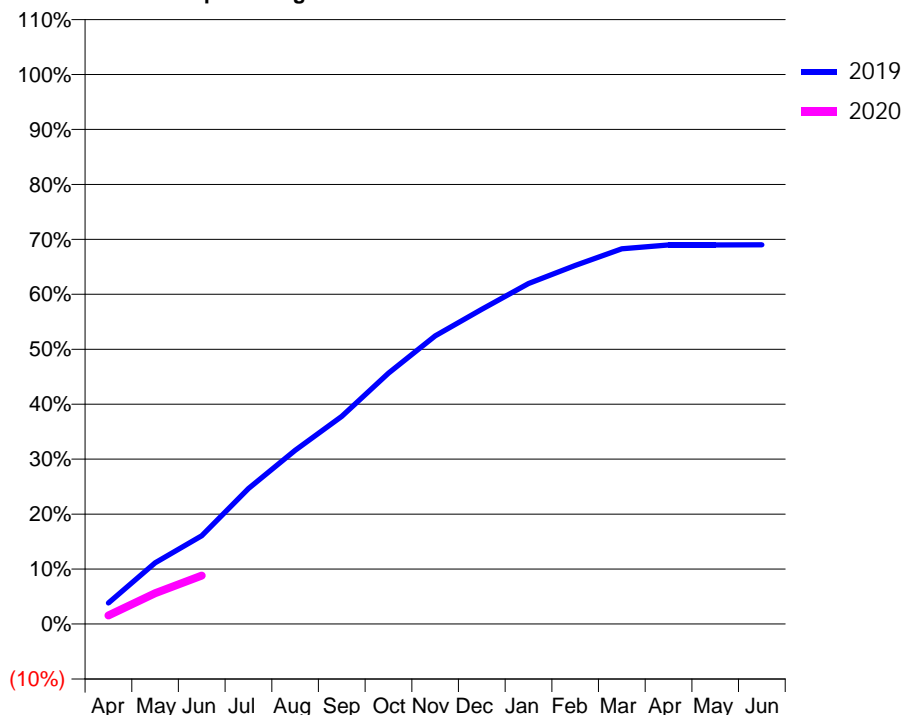
ACCESS*

Patients seen in 24 months	Total	Change since previous quarter
Quarter ending June 2018	8,461	
Quarter ending September 2018	8,460	→
Quarter ending December 2018	8,393	→
Quarter ending March 2019	8,095	↓
Quarter ending June 2019	7,855	↓
Variance since June 2018	(7.2%)	↓



ACTIVITY

Cumulative percentage of contracted UDA delivered 2019 & 2020



Adjusted Scheduled Activity (UDA)

Month	2019	2020
April	1,153	470
May	3,342	1,689
June	4,821	2,647
July	7,399	
August	9,485	
September	11,340	
October	13,695	
November	15,732	
December	17,185	
January	18,593	
February	19,570	
March	20,483	
April	20,695	
May	20,696	
June	20,701	

QUALITY

	Quantity	Base Number	Contract	AT	Region	England
% of FP17s for the same patient ID Re-attending within 3 months - Children	22	379	5.8%	8.6%	10.6%	11.4%
% of FP17s for the same patient ID Re-attending within 3 months - Adults	111	1,212	9.2%	13.5%	15.2%	15.4%
% of FP17s for the same patient ID Re-attending between 3 & 9 months - Children	204	379	53.8%	61.2%	62.3%	59.8%
% of FP17s for the same patient ID Re-attending between 3 & 9 months - Adults	668	1,212	55.1%	52.3%	53.3%	52.1%
% of FP17s for Band 1 Urgent Courses	178	1,426	12.5%	10.0%	9.7%	9.2%
% of FP17s Relating to Free Repair or Replacements	5	1,426	0.4%	0.9%	0.6%	0.7%
% of FP17s Relating to Continuations	0	1,426	0.0%	0.9%	0.8%	0.8%
% of Patients satisfied with the dentistry they have received	15	16	93.8%	94.0%	93.4%	93.4%
% of Patients satisfied with the time they had to wait for an appointment	10	16	62.5%	85.7%	86.8%	87.6%

* This is based on patients treated on this contract for their most recent course of treatment.

Figures in italics indicate the base number of FP17s or Patient Questionnaire responses are less than 100. N/A is shown where the base number of responses is less than 10 during the period. % is calculated as Quantity/Base number*100

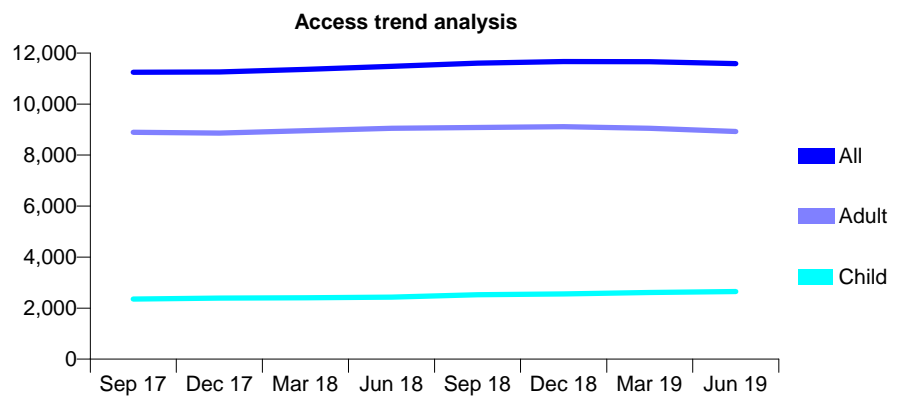
Q66 - Vital Signs At a Glance Contract Report for 101281/0169 - June 2019

Name or company name	OASIS DENTAL CARE LTD
Contract type name	GDS Contract
Purpose of contract	General
Contract start date	01/06/2007
Contract end date	

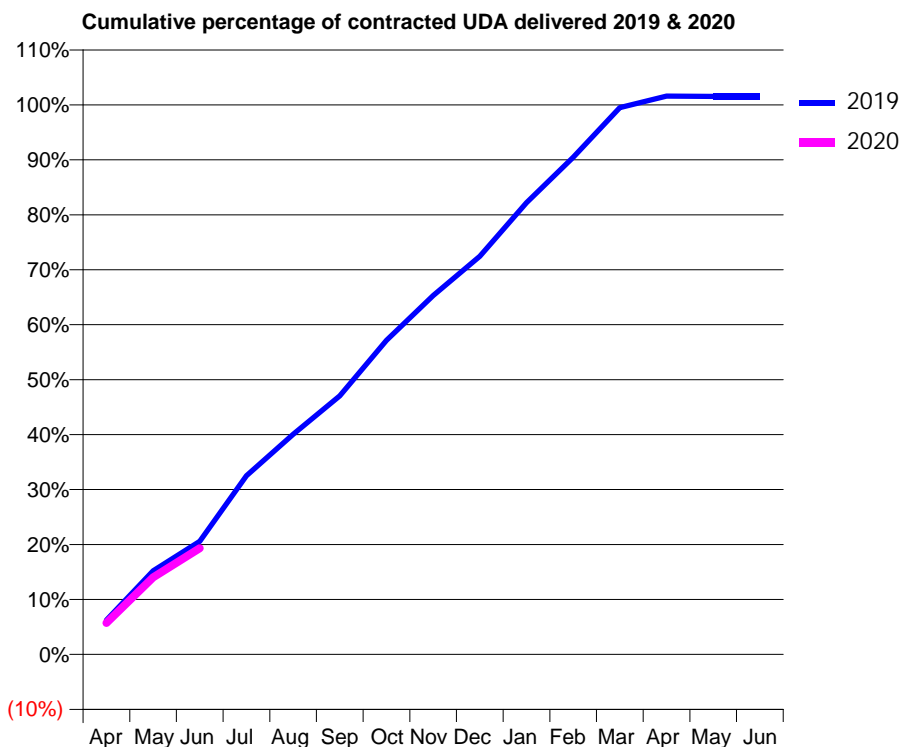
19/20 Contracted general activity (UDA)	33,000
Carry forward general activity (UDA)	0
19/20 Contracted orthodontic activity (UOA)	0
Carry forward orthodontic activity (UOA)	0
Baseline contract value	£760,905.99

ACCESS*

Patients seen in 24 months	Total	Change since previous quarter
Quarter ending June 2018	11,481	
Quarter ending September 2018	11,604	→
Quarter ending December 2018	11,669	→
Quarter ending March 2019	11,663	→
Quarter ending June 2019	11,582	→
Variance since June 2018	0.9%	→



ACTIVITY



Month	2019	2020
April	2,064	1,891
May	5,022	4,635
June	6,793	6,381
July	10,726	
August	13,218	
September	15,520	
October	18,862	
November	21,550	
December	23,907	
January	27,126	
February	29,854	
March	32,830	
April	33,528	
May	33,506	
June	33,511	

QUALITY

	Quantity	Base Number	Contract	AT	Region	England
% of FP17s for the same patient ID Re-attending within 3 months - Children	53	894	5.9%	8.6%	10.6%	11.4%
% of FP17s for the same patient ID Re-attending within 3 months - Adults	386	3,001	12.9%	13.5%	15.2%	15.4%
% of FP17s for the same patient ID Re-attending between 3 & 9 months - Children	601	894	67.2%	61.2%	62.3%	59.8%
% of FP17s for the same patient ID Re-attending between 3 & 9 months - Adults	2,057	3,001	68.5%	52.3%	53.3%	52.1%
% of FP17s for Band 1 Urgent Courses	380	3,596	10.6%	10.0%	9.7%	9.2%
% of FP17s Relating to Free Repair or Replacements	39	3,596	1.1%	0.9%	0.6%	0.7%
% of FP17s Relating to Continuations	10	3,596	0.3%	0.9%	0.8%	0.8%
% of Patients satisfied with the dentistry they have received	9	9	N/A	94.0%	93.4%	93.4%
% of Patients satisfied with the time they had to wait for an appointment	8	9	N/A	85.7%	86.8%	87.6%

* This is based on patients treated on this contract for their most recent course of treatment. Figures in italics indicate the base number of FP17s or Patient Questionnaire responses are less than 100. N/A is shown where the base number of responses is less than 10 during the period. % is calculated as Quantity/Base number*100

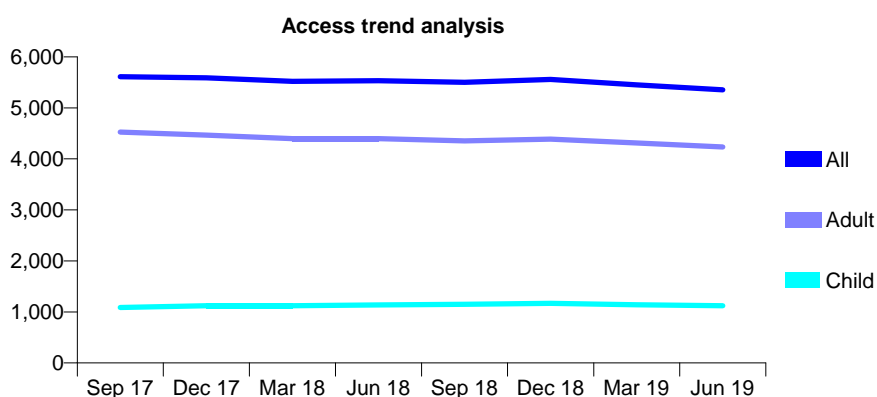
Q66 - Vital Signs At a Glance Contract Report for 101338/0027 - June 2019

Name or company name	Whitecross Dental Care Limited
Contract type name	GDS Contract
Purpose of contract	General
Contract start date	01/04/2006
Contract end date	

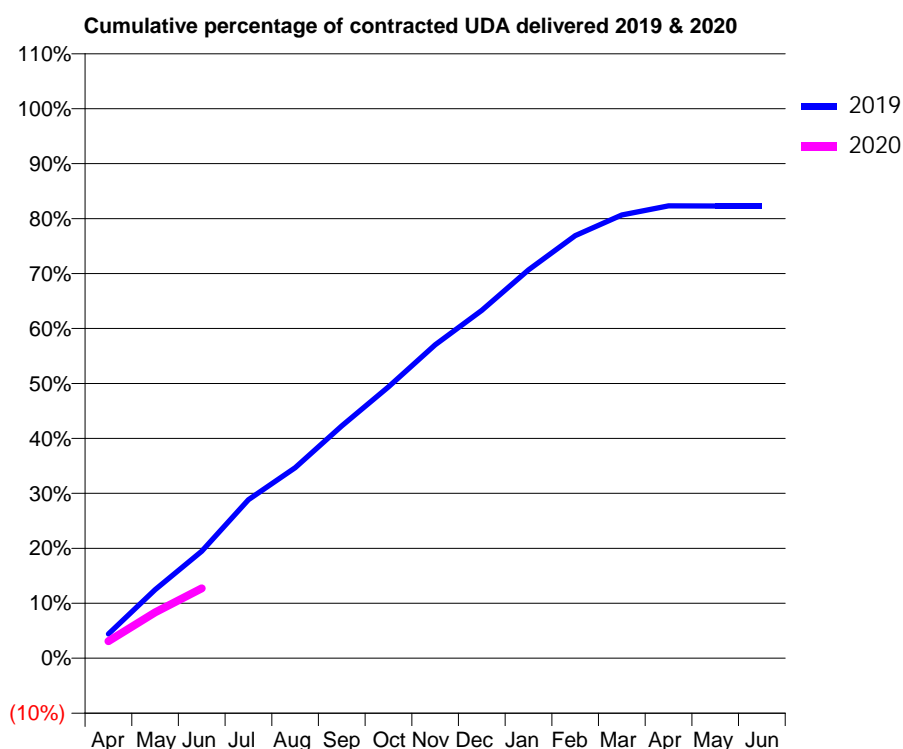
19/20 Contracted general activity (UDA)	19,823
Carry forward general activity (UDA)	0
19/20 Contracted orthodontic activity (UOA)	0
Carry forward orthodontic activity (UOA)	0
Baseline contract value	£591,816.86

ACCESS*

Patients seen in 24 months	Total	Change since previous quarter
Quarter ending June 2018	5,534	
Quarter ending September 2018	5,502	→
Quarter ending December 2018	5,557	→
Quarter ending March 2019	5,453	↓
Quarter ending June 2019	5,353	↓
Variance since June 2018	(3.3%)	↓



ACTIVITY



Month	Adjusted Scheduled Activity (UDA)	
	2019	2020
April	879	614
May	2,477	1,659
June	3,859	2,520
July	5,718	
August	6,874	
September	8,379	
October	9,786	
November	11,309	
December	12,550	
January	14,012	
February	15,242	
March	15,985	
April	16,321	
May	16,310	
June	16,310	

QUALITY

	Quantity	Base Number	Contract	AT	Region	England
% of FP17s for the same patient ID Re-attending within 3 months - Children	11	318	3.5%	8.6%	10.6%	11.4%
% of FP17s for the same patient ID Re-attending within 3 months - Adults	81	1,162	7.0%	13.5%	15.2%	15.4%
% of FP17s for the same patient ID Re-attending between 3 & 9 months - Children	235	318	73.9%	61.2%	62.3%	59.8%
% of FP17s for the same patient ID Re-attending between 3 & 9 months - Adults	846	1,162	72.8%	52.3%	53.3%	52.1%
% of FP17s for Band 1 Urgent Courses	63	1,315	4.8%	10.0%	9.7%	9.2%
% of FP17s Relating to Free Repair or Replacements	3	1,315	0.2%	0.9%	0.6%	0.7%
% of FP17s Relating to Continuations	2	1,315	0.2%	0.9%	0.8%	0.8%
% of Patients satisfied with the dentistry they have received	4	4	N/A	94.0%	93.4%	93.4%
% of Patients satisfied with the time they had to wait for an appointment	3	4	N/A	85.7%	86.8%	87.6%

* This is based on patients treated on this contract for their most recent course of treatment. Figures in italics indicate the base number of FP17s or Patient Questionnaire responses are less than 100. N/A is shown where the base number of responses is less than 10 during the period. % is calculated as Quantity/Base number*100

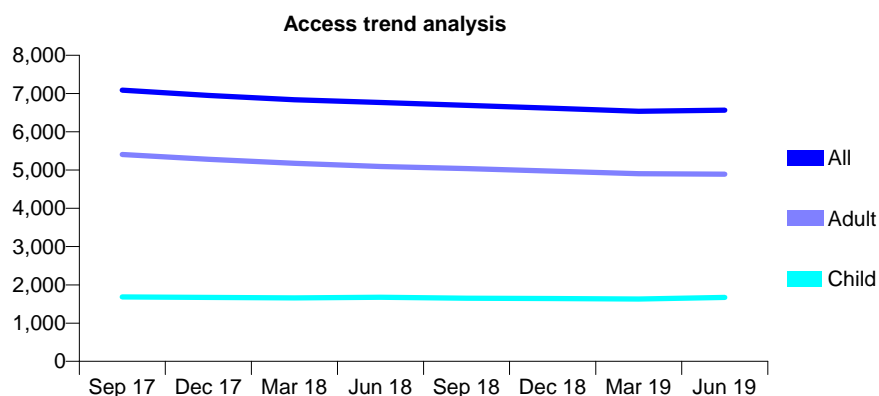
Q66 - Vital Signs At a Glance Contract Report for 101338/0077 - June 2019

Name or company name	Whitecross Dental Care Limited
Contract type name	GDS Contract
Purpose of contract	General
Contract start date	09/03/2009
Contract end date	

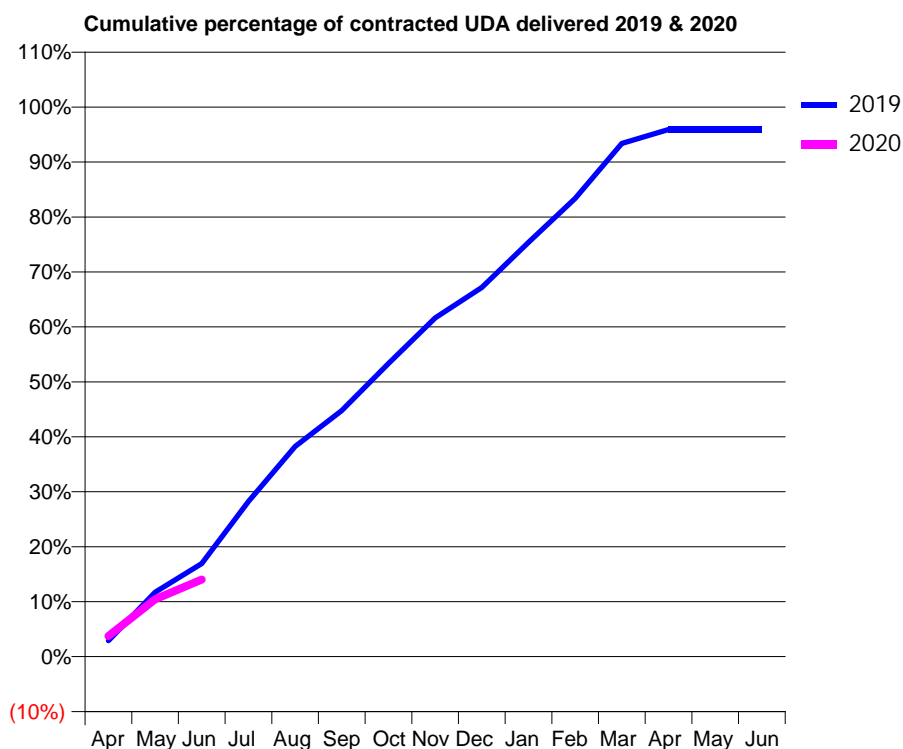
19/20 Contracted general activity (UDA)	20,500
Carry forward general activity (UDA)	0
19/20 Contracted orthodontic activity (UOA)	0
Carry forward orthodontic activity (UOA)	0
Baseline contract value	£558,723.17

ACCESS*

Patients seen in 24 months	Total	Change since previous quarter
Quarter ending June 2018	6,768	
Quarter ending September 2018	6,690	↓
Quarter ending December 2018	6,613	↓
Quarter ending March 2019	6,534	↓
Quarter ending June 2019	6,564	→
Variance since June 2018	(3.0%)	↓



ACTIVITY



Month	Adjusted Scheduled Activity (UDA)	
	2019	2020
April	486	769
May	1,965	2,143
June	2,838	2,876
July	4,728	
August	6,409	
September	7,502	
October	8,937	
November	10,326	
December	11,254	
January	12,628	
February	13,967	
March	15,644	
April	16,065	
May	16,064	
June	16,064	

QUALITY

	Quantity	Base Number	Contract	AT	Region	England
% of FP17s for the same patient ID Re-attending within 3 months - Children	22	482	4.6%	8.6%	10.6%	11.4%
% of FP17s for the same patient ID Re-attending within 3 months - Adults	91	1,039	8.8%	13.5%	15.2%	15.4%
% of FP17s for the same patient ID Re-attending between 3 & 9 months - Children	211	482	43.8%	61.2%	62.3%	59.8%
% of FP17s for the same patient ID Re-attending between 3 & 9 months - Adults	368	1,039	35.4%	52.3%	53.3%	52.1%
% of FP17s for Band 1 Urgent Courses	81	1,354	6.0%	10.0%	9.7%	9.2%
% of FP17s Relating to Free Repair or Replacements	3	1,354	0.2%	0.9%	0.6%	0.7%
% of FP17s Relating to Continuations	11	1,354	0.8%	0.9%	0.8%	0.8%
% of Patients satisfied with the dentistry they have received	5	6	N/A	94.0%	93.4%	93.4%
% of Patients satisfied with the time they had to wait for an appointment	6	6	N/A	85.7%	86.8%	87.6%

* This is based on patients treated on this contract for their most recent course of treatment. Figures in italics indicate the base number of FP17s or Patient Questionnaire responses are less than 100. N/A is shown where the base number of responses is less than 10 during the period. % is calculated as Quantity/Base number*100

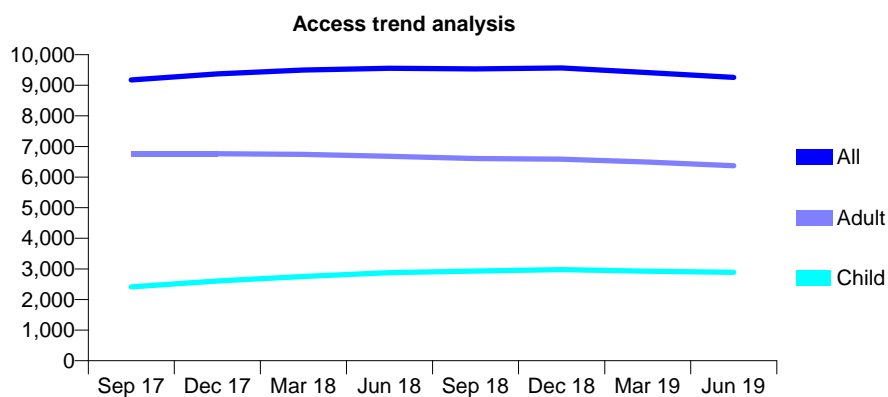
Q66 - Vital Signs At a Glance Contract Report for 101338/0078 - June 2019

Name or company name	Whitecross Dental Care Limited
Contract type name	GDS Contract
Purpose of contract	General
Contract start date	15/04/2009
Contract end date	

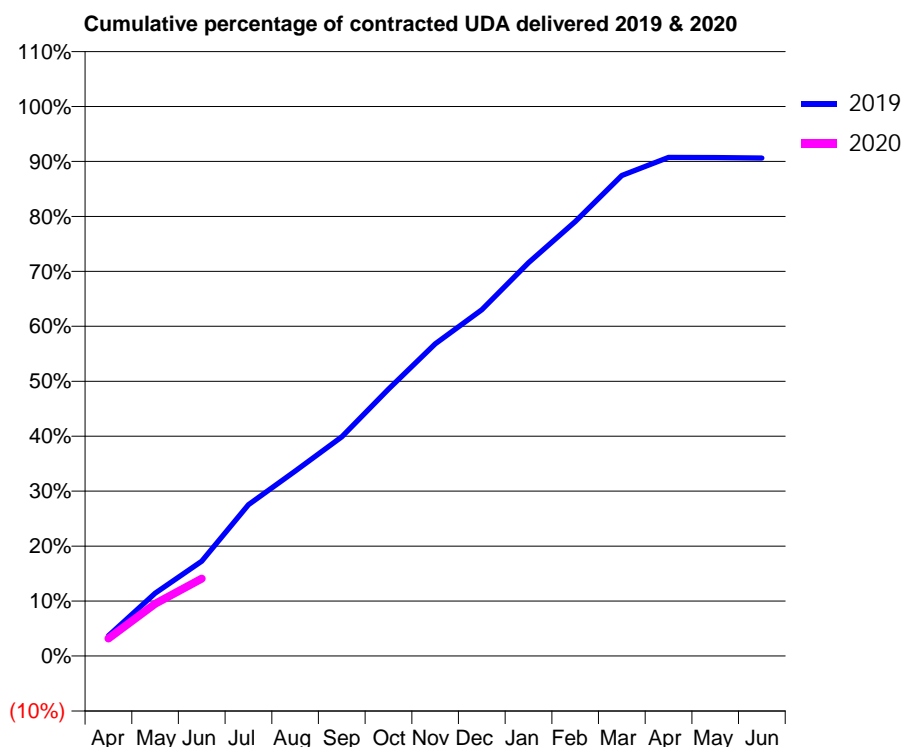
19/20 Contracted general activity (UDA)	32,250
Carry forward general activity (UDA)	0
19/20 Contracted orthodontic activity (UOA)	0
Carry forward orthodontic activity (UOA)	0
Baseline contract value	£753,400.29

ACCESS*

Patients seen in 24 months	Total	Change since previous quarter
Quarter ending June 2018	9,554	
Quarter ending September 2018	9,537	→
Quarter ending December 2018	9,565	→
Quarter ending March 2019	9,413	↓
Quarter ending June 2019	9,259	↓
Variance since June 2018	(3.1%)	↓



ACTIVITY



Month	Adjusted Scheduled Activity (UDA)	
	2019	2020
April	1,017	1,028
May	3,177	3,062
June	4,791	4,539
July	7,641	
August	9,338	
September	11,065	
October	13,477	
November	15,762	
December	17,483	
January	19,860	
February	21,937	
March	24,267	
April	25,178	
May	25,168	
June	25,141	

QUALITY

	Quantity	Base Number	Contract	AT	Region	England
% of FP17s for the same patient ID Re-attending within 3 months - Children	47	899	5.2%	8.6%	10.6%	11.4%
% of FP17s for the same patient ID Re-attending within 3 months - Adults	140	1,945	7.2%	13.5%	15.2%	15.4%
% of FP17s for the same patient ID Re-attending between 3 & 9 months - Children	627	899	69.7%	61.2%	62.3%	59.8%
% of FP17s for the same patient ID Re-attending between 3 & 9 months - Adults	1,289	1,945	66.3%	52.3%	53.3%	52.1%
% of FP17s for Band 1 Urgent Courses	72	2,408	3.0%	10.0%	9.7%	9.2%
% of FP17s Relating to Free Repair or Replacements	7	2,408	0.3%	0.9%	0.6%	0.7%
% of FP17s Relating to Continuations	19	2,408	0.8%	0.9%	0.8%	0.8%
% of Patients satisfied with the dentistry they have received	4	4	N/A	94.0%	93.4%	93.4%
% of Patients satisfied with the time they had to wait for an appointment	4	4	N/A	85.7%	86.8%	87.6%

* This is based on patients treated on this contract for their most recent course of treatment. Figures in italics indicate the base number of FP17s or Patient Questionnaire responses are less than 100. N/A is shown where the base number of responses is less than 10 during the period. % is calculated as Quantity/Base number*100

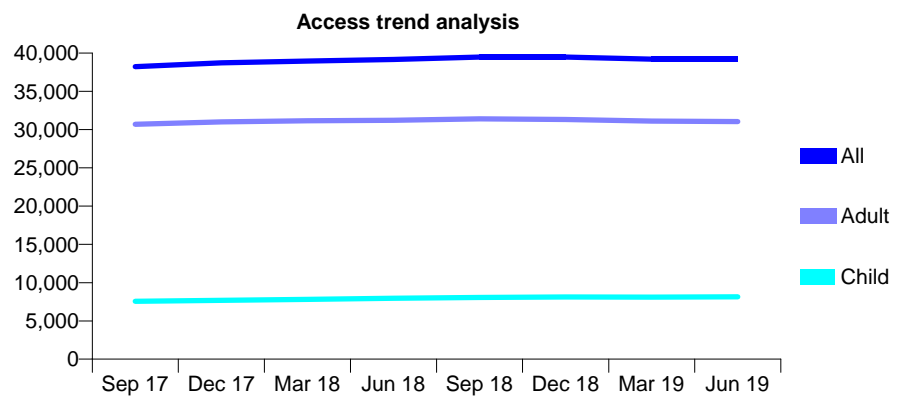
Q66 - Vital Signs At a Glance Contract Report for 101338/0084 - June 2019

Name or company name	Whitecross Dental Care Limited
Contract type name	GDS Contract
Purpose of contract	General
Contract start date	01/04/2009
Contract end date	

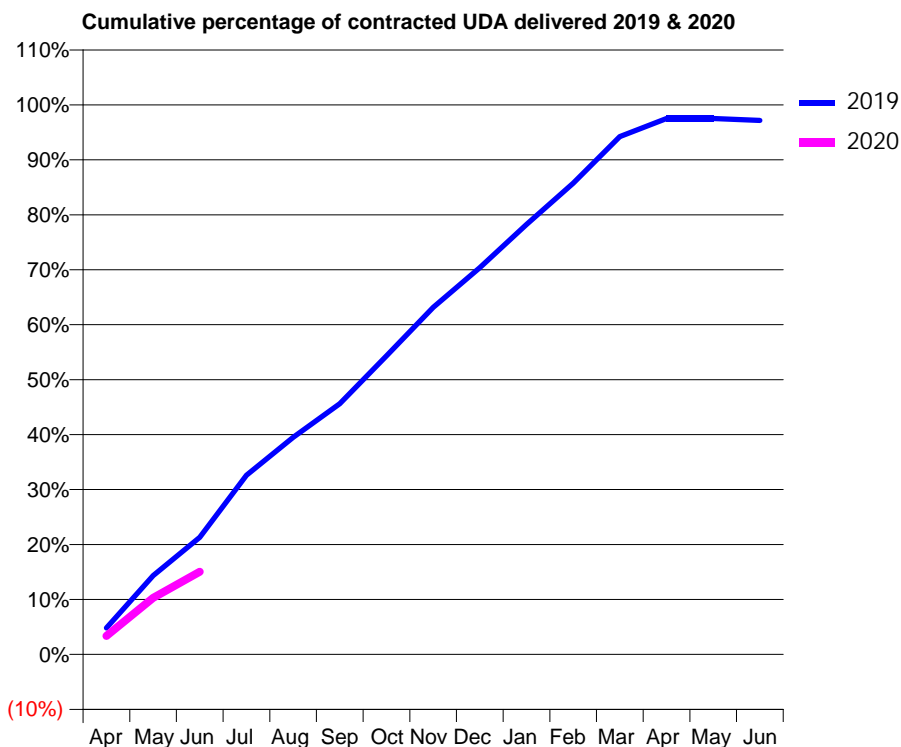
19/20 Contracted general activity (UDA)	130,501
Carry forward general activity (UDA)	0
19/20 Contracted orthodontic activity (UOA)	0
Carry forward orthodontic activity (UOA)	0
Baseline contract value	£3,581,203.57

ACCESS*

Patients seen in 24 months	Total	Change since previous quarter
Quarter ending June 2018	39,175	
Quarter ending September 2018	39,460	→
Quarter ending December 2018	39,465	→
Quarter ending March 2019	39,215	→
Quarter ending June 2019	39,203	→
Variance since June 2018	0.1%	→



ACTIVITY



Month	2019	2020
April	5,735	4,402
May	17,077	13,440
June	25,327	19,618
July	38,796	
August	47,039	
September	54,300	
October	64,657	
November	75,165	
December	83,724	
January	93,101	
February	102,039	
March	112,127	
April	116,045	
May	116,057	
June	115,599	

QUALITY

	Quantity	Base Number	Contract	AT	Region	England
% of FP17s for the same patient ID Re-attending within 3 months - Children	145	2,526	5.7%	8.6%	10.6%	11.4%
% of FP17s for the same patient ID Re-attending within 3 months - Adults	1,108	8,748	12.7%	13.5%	15.2%	15.4%
% of FP17s for the same patient ID Re-attending between 3 & 9 months - Children	1,498	2,526	59.3%	61.2%	62.3%	59.8%
% of FP17s for the same patient ID Re-attending between 3 & 9 months - Adults	4,653	8,748	53.2%	52.3%	53.3%	52.1%
% of FP17s for Band 1 Urgent Courses	1,089	9,555	11.4%	10.0%	9.7%	9.2%
% of FP17s Relating to Free Repair or Replacements	55	9,555	0.6%	0.9%	0.6%	0.7%
% of FP17s Relating to Continuations	90	9,555	0.9%	0.9%	0.8%	0.8%
% of Patients satisfied with the dentistry they have received	18	18	100.0%	94.0%	93.4%	93.4%
% of Patients satisfied with the time they had to wait for an appointment	16	18	88.9%	85.7%	86.8%	87.6%

* This is based on patients treated on this contract for their most recent course of treatment. Figures in italics indicate the base number of FP17s or Patient Questionnaire responses are less than 100. N/A is shown where the base number of responses is less than 10 during the period. % is calculated as Quantity/Base number*100

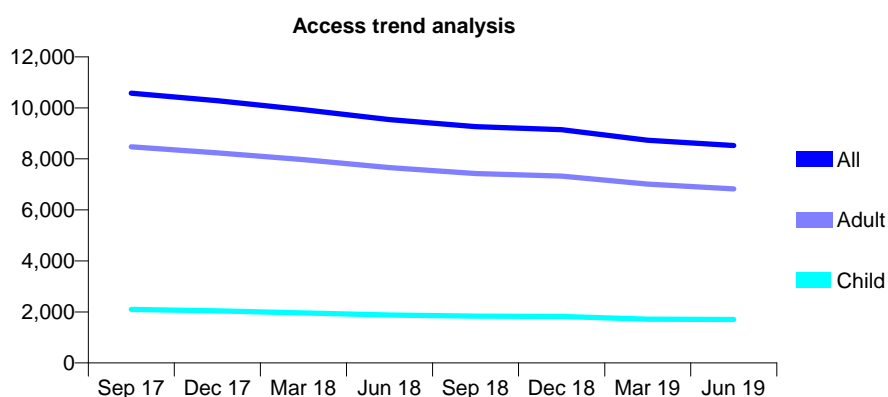
Q66 - Vital Signs At a Glance Contract Report for 101338/0131 - June 2019

Name or company name	Whitecross Dental Care Limited
Contract type name	GDS Contract
Purpose of contract	General
Contract start date	01/04/2011
Contract end date	

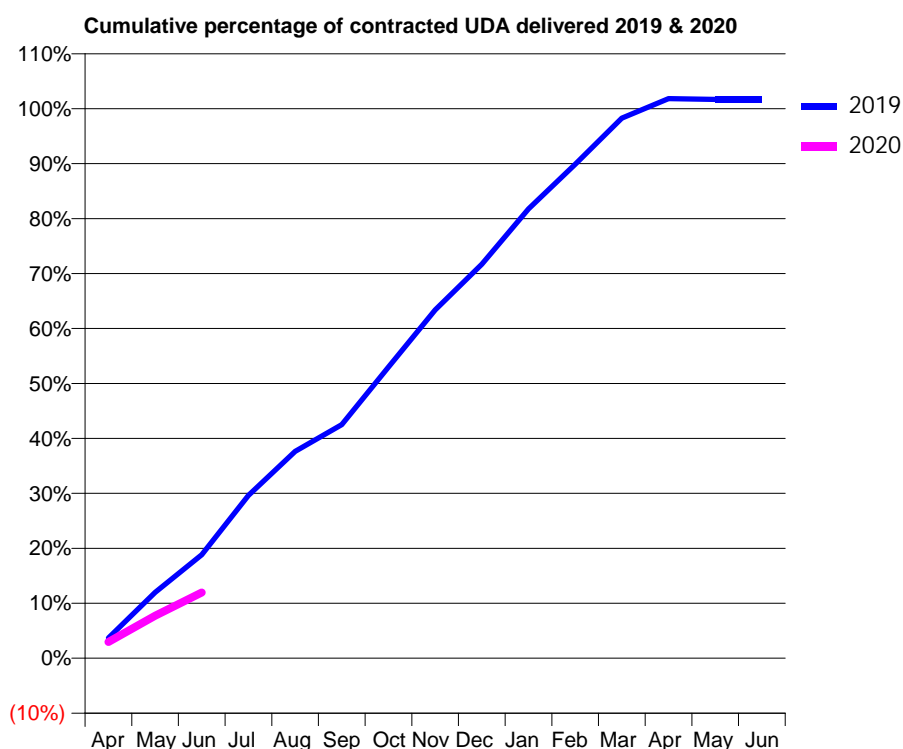
19/20 Contracted general activity (UDA)	34,511
Carry forward general activity (UDA)	0
19/20 Contracted orthodontic activity (UOA)	0
Carry forward orthodontic activity (UOA)	0
Baseline contract value	£996,462.23

ACCESS*

Patients seen in 24 months	Total	Change since previous quarter
Quarter ending June 2018	9,539	
Quarter ending September 2018	9,264	↓
Quarter ending December 2018	9,141	↓
Quarter ending March 2019	8,728	↓
Quarter ending June 2019	8,525	↓
Variance since June 2018	(10.6%)	↓



ACTIVITY



Month	2019	2020
April	670	1,028
May	2,196	2,667
June	3,441	4,128
July	5,417	
August	6,882	
September	7,771	
October	9,685	
November	11,584	
December	13,101	
January	14,947	
February	16,429	
March	17,963	
April	18,615	
May	18,592	
June	18,585	

QUALITY

	Quantity	Base Number	Contract	AT	Region	England
% of FP17s for the same patient ID Re-attending within 3 months - Children	12	500	2.4%	8.6%	10.6%	11.4%
% of FP17s for the same patient ID Re-attending within 3 months - Adults	126	1,867	6.7%	13.5%	15.2%	15.4%
% of FP17s for the same patient ID Re-attending between 3 & 9 months - Children	281	500	56.2%	61.2%	62.3%	59.8%
% of FP17s for the same patient ID Re-attending between 3 & 9 months - Adults	887	1,867	47.5%	52.3%	53.3%	52.1%
% of FP17s for Band 1 Urgent Courses	109	2,078	5.2%	10.0%	9.7%	9.2%
% of FP17s Relating to Free Repair or Replacements	14	2,078	0.7%	0.9%	0.6%	0.7%
% of FP17s Relating to Continuations	16	2,078	0.8%	0.9%	0.8%	0.8%
% of Patients satisfied with the dentistry they have received	12	13	92.3%	94.0%	93.4%	93.4%
% of Patients satisfied with the time they had to wait for an appointment	11	13	84.6%	85.7%	86.8%	87.6%

* This is based on patients treated on this contract for their most recent course of treatment.

Figures in italics indicate the base number of FP17s or Patient Questionnaire responses are less than 100. N/A is shown where the base number of responses is less than 10 during the period. % is calculated as Quantity/Base number*100

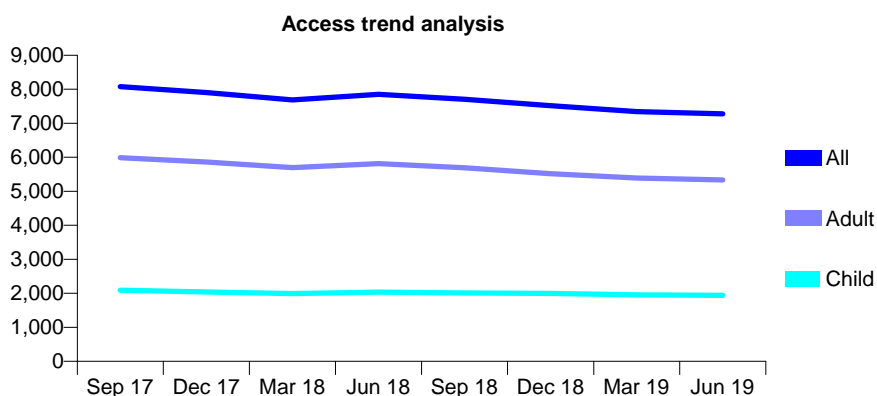
Q66 - Vital Signs At a Glance Contract Report for 101338/0144 - June 2019

Name or company name	Whitecross Dental Care Limited
Contract type name	GDS Contract
Purpose of contract	General
Contract start date	01/10/2012
Contract end date	

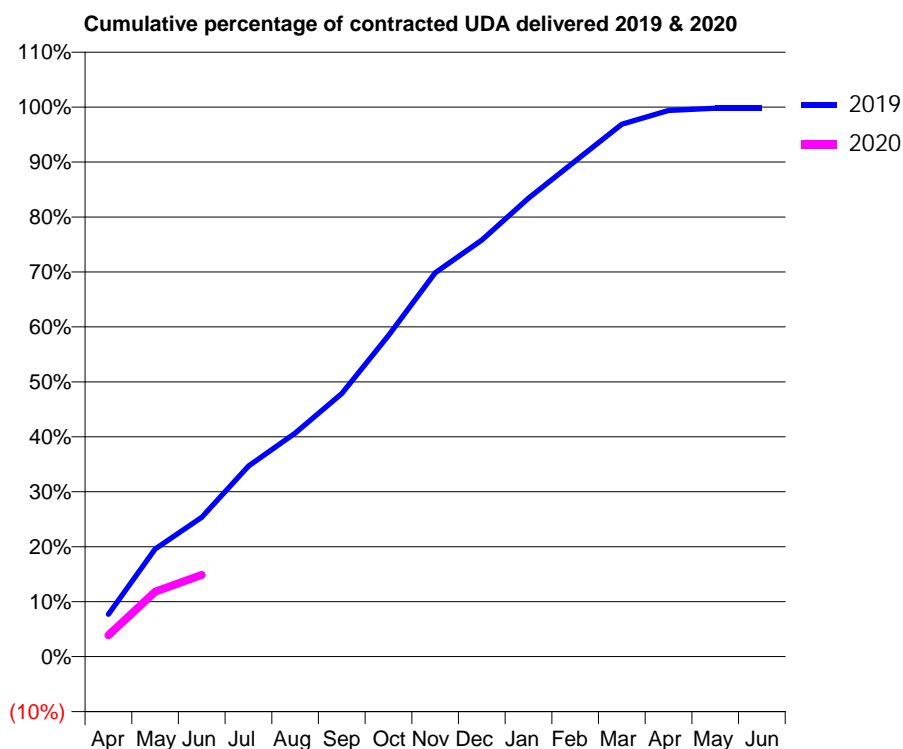
19/20 Contracted general activity (UDA)	24,078
Carry forward general activity (UDA)	0
19/20 Contracted orthodontic activity (UOA)	0
Carry forward orthodontic activity (UOA)	0
Baseline contract value	£594,731.77

ACCESS*

Patients seen in 24 months	Total	Change since previous quarter
Quarter ending June 2018	7,852	
Quarter ending September 2018	7,706	↓
Quarter ending December 2018	7,519	↓
Quarter ending March 2019	7,345	↓
Quarter ending June 2019	7,277	→
Variance since June 2018	(7.3%)	↓



ACTIVITY



Month	Adjusted Scheduled Activity (UDA)	
	2019	2020
April	1,394	937
May	3,541	2,841
June	4,580	3,578
July	6,265	
August	7,350	
September	8,655	
October	10,568	
November	12,630	
December	13,704	
January	15,080	
February	16,299	
March	17,512	
April	17,969	
May	18,043	
June	18,042	

QUALITY

	Quantity	Base Number	Contract	AT	Region	England
% of FP17s for the same patient ID Re-attending within 3 months - Children	26	671	3.9%	8.6%	10.6%	11.4%
% of FP17s for the same patient ID Re-attending within 3 months - Adults	140	1,510	9.3%	13.5%	15.2%	15.4%
% of FP17s for the same patient ID Re-attending between 3 & 9 months - Children	400	671	59.6%	61.2%	62.3%	59.8%
% of FP17s for the same patient ID Re-attending between 3 & 9 months - Adults	614	1,510	40.7%	52.3%	53.3%	52.1%
% of FP17s for Band 1 Urgent Courses	134	1,923	7.0%	10.0%	9.7%	9.2%
% of FP17s Relating to Free Repair or Replacements	31	1,923	1.6%	0.9%	0.6%	0.7%
% of FP17s Relating to Continuations	30	1,923	1.6%	0.9%	0.8%	0.8%
% of Patients satisfied with the dentistry they have received	3	4	N/A	94.0%	93.4%	93.4%
% of Patients satisfied with the time they had to wait for an appointment	2	4	N/A	85.7%	86.8%	87.6%

* This is based on patients treated on this contract for their most recent course of treatment. Figures in italics indicate the base number of FP17s or Patient Questionnaire responses are less than 100. N/A is shown where the base number of responses is less than 10 during the period. % is calculated as Quantity/Base number*100

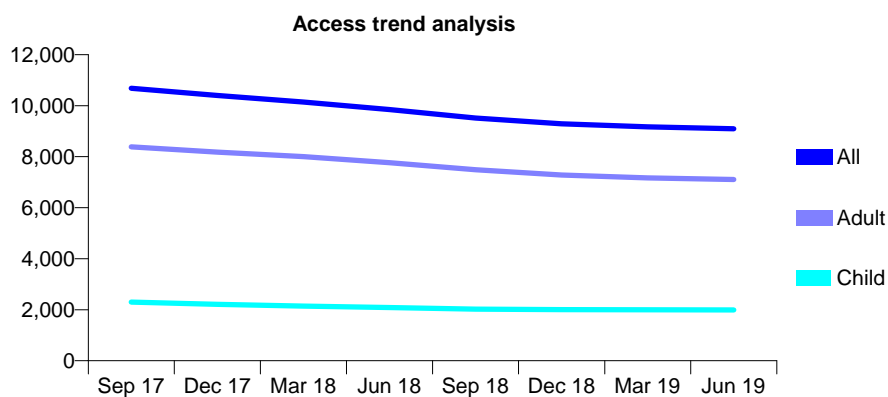
Q66 - Vital Signs At a Glance Contract Report for 101338/0145 - June 2019

Name or company name	Whitecross Dental Care Limited
Contract type name	GDS Contract
Purpose of contract	General
Contract start date	01/10/2012
Contract end date	

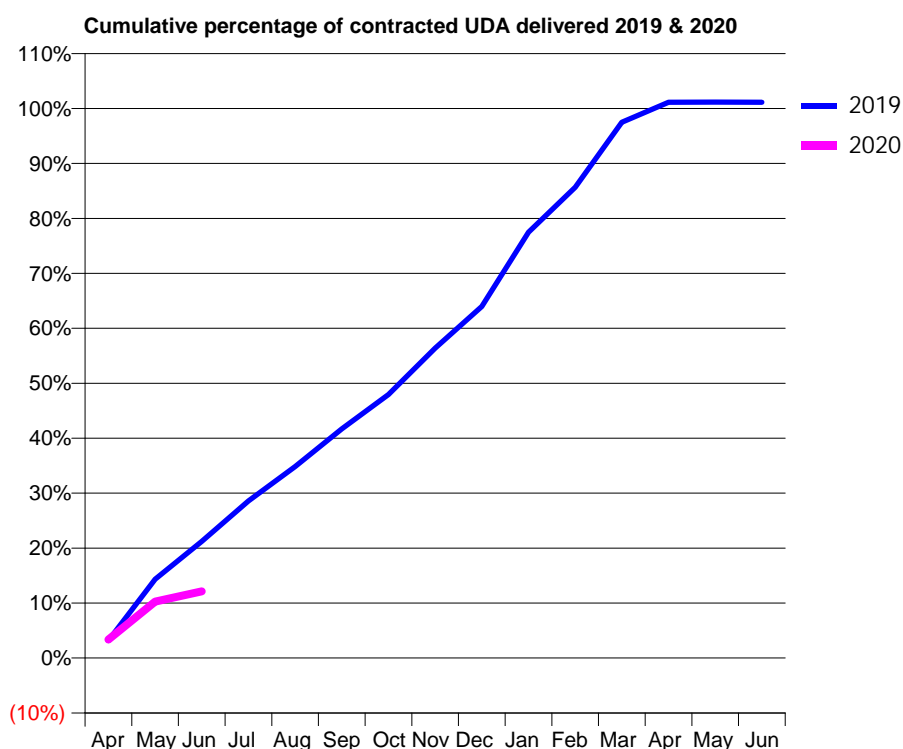
19/20 Contracted general activity (UDA)	33,365
Carry forward general activity (UDA)	0
19/20 Contracted orthodontic activity (UOA)	0
Carry forward orthodontic activity (UOA)	0
Baseline contract value	£824,119.43

ACCESS*

Patients seen in 24 months	Total	Change since previous quarter
Quarter ending June 2018	9,850	
Quarter ending September 2018	9,515	↓
Quarter ending December 2018	9,287	↓
Quarter ending March 2019	9,171	↓
Quarter ending June 2019	9,098	→
Variance since June 2018	(7.6%)	↓



ACTIVITY



Month	Adjusted Scheduled Activity (UDA)	
	2019	2020
April	730	1,125
May	3,279	3,427
June	4,846	4,043
July	6,526	
August	7,962	
September	9,517	
October	10,951	
November	12,881	
December	14,608	
January	17,689	
February	19,563	
March	22,262	
April	23,093	
May	23,095	
June	23,094	

QUALITY

	Quantity	Base Number	Contract	AT	Region	England
% of FP17s for the same patient ID Re-attending within 3 months - Children	22	582	3.8%	8.6%	10.6%	11.4%
% of FP17s for the same patient ID Re-attending within 3 months - Adults	199	1,808	11.0%	13.5%	15.2%	15.4%
% of FP17s for the same patient ID Re-attending between 3 & 9 months - Children	367	582	63.1%	61.2%	62.3%	59.8%
% of FP17s for the same patient ID Re-attending between 3 & 9 months - Adults	771	1,808	42.6%	52.3%	53.3%	52.1%
% of FP17s for Band 1 Urgent Courses	68	1,976	3.4%	10.0%	9.7%	9.2%
% of FP17s Relating to Free Repair or Replacements	10	1,976	0.5%	0.9%	0.6%	0.7%
% of FP17s Relating to Continuations	38	1,976	1.9%	0.9%	0.8%	0.8%
% of Patients satisfied with the dentistry they have received	7	7	N/A	94.0%	93.4%	93.4%
% of Patients satisfied with the time they had to wait for an appointment	6	7	N/A	85.7%	86.8%	87.6%

* This is based on patients treated on this contract for their most recent course of treatment. Figures in italics indicate the base number of FP17s or Patient Questionnaire responses are less than 100. N/A is shown where the base number of responses is less than 10 during the period. % is calculated as Quantity/Base number*100

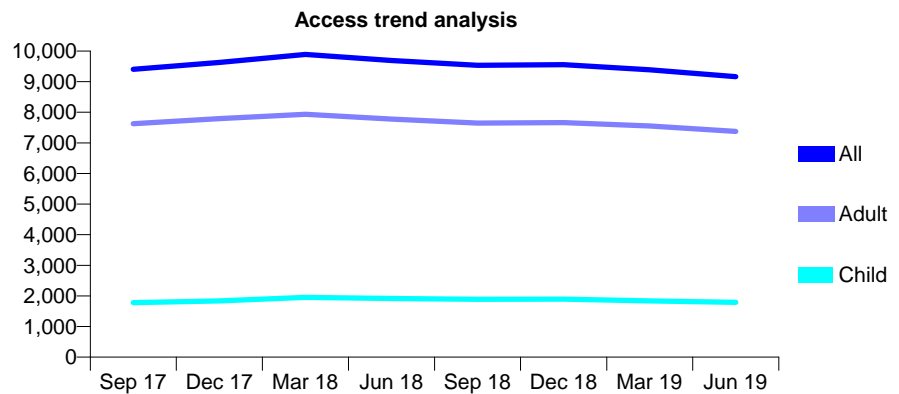
Q66 - Vital Signs At a Glance Contract Report for 101370/0025 - June 2019

Name or company name	Whitecross Dental Care Limited
Contract type name	Pilot Contract
Purpose of contract	General
Contract start date	01/04/2006
Contract end date	

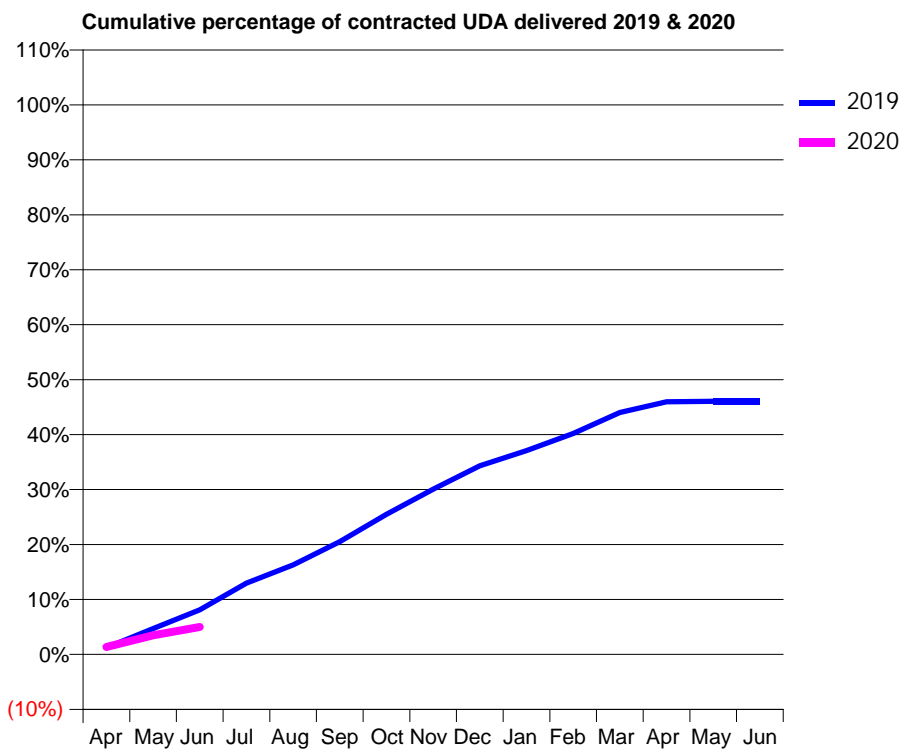
19/20 Contracted general activity (UDA)	38,714
Carry forward general activity (UDA)	0
19/20 Contracted orthodontic activity (UOA)	0
Carry forward orthodontic activity (UOA)	0
Baseline contract value	£1,010,264.93

ACCESS*

Patients seen in 24 months	Total	Change since previous quarter
Quarter ending June 2018	9,691	
Quarter ending September 2018	9,535	↓
Quarter ending December 2018	9,559	→
Quarter ending March 2019	9,389	↓
Quarter ending June 2019	9,165	↓
Variance since June 2018	(5.4%)	↓



ACTIVITY



Month	Adjusted Scheduled Activity (UDA)	
	2019	2020
April	483	530
May	1,824	1,345
June	3,145	1,936
July	5,018	
August	6,311	
September	7,947	
October	9,872	
November	11,648	
December	13,289	
January	14,359	
February	15,562	
March	17,035	
April	17,796	
May	17,823	
June	17,823	

QUALITY

	Quantity	Base Number	Contract	AT	Region	England
% of FP17s for the same patient ID Re-attending within 3 months - Children	3	273	1.1%	8.6%	10.6%	11.4%
% of FP17s for the same patient ID Re-attending within 3 months - Adults	57	1,102	5.2%	13.5%	15.2%	15.4%
% of FP17s for the same patient ID Re-attending between 3 & 9 months - Children	99	273	36.3%	61.2%	62.3%	59.8%
% of FP17s for the same patient ID Re-attending between 3 & 9 months - Adults	286	1,102	26.0%	52.3%	53.3%	52.1%
% of FP17s for Band 1 Urgent Courses	98	1,032	9.5%	10.0%	9.7%	9.2%
% of FP17s Relating to Free Repair or Replacements	4	1,032	0.4%	0.9%	0.6%	0.7%
% of FP17s Relating to Continuations	5	1,032	0.5%	0.9%	0.8%	0.8%
% of Patients satisfied with the dentistry they have received	3	3	N/A	94.0%	93.4%	93.4%
% of Patients satisfied with the time they had to wait for an appointment	2	3	N/A	85.7%	86.8%	87.6%

* This is based on patients treated on this contract for their most recent course of treatment. Figures in italics indicate the base number of FP17s or Patient Questionnaire responses are less than 100. N/A is shown where the base number of responses is less than 10 during the period. % is calculated as Quantity/Base number*100

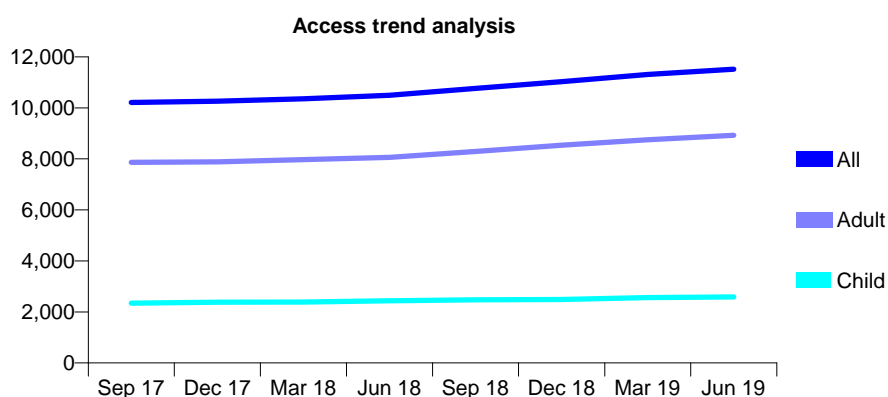
Q66 - Vital Signs At a Glance Contract Report for 101370/0026 - June 2019

Name or company name	Petrie Tucker & Partners Ltd
Contract type name	GDS Contract
Purpose of contract	General
Contract start date	01/04/2006
Contract end date	

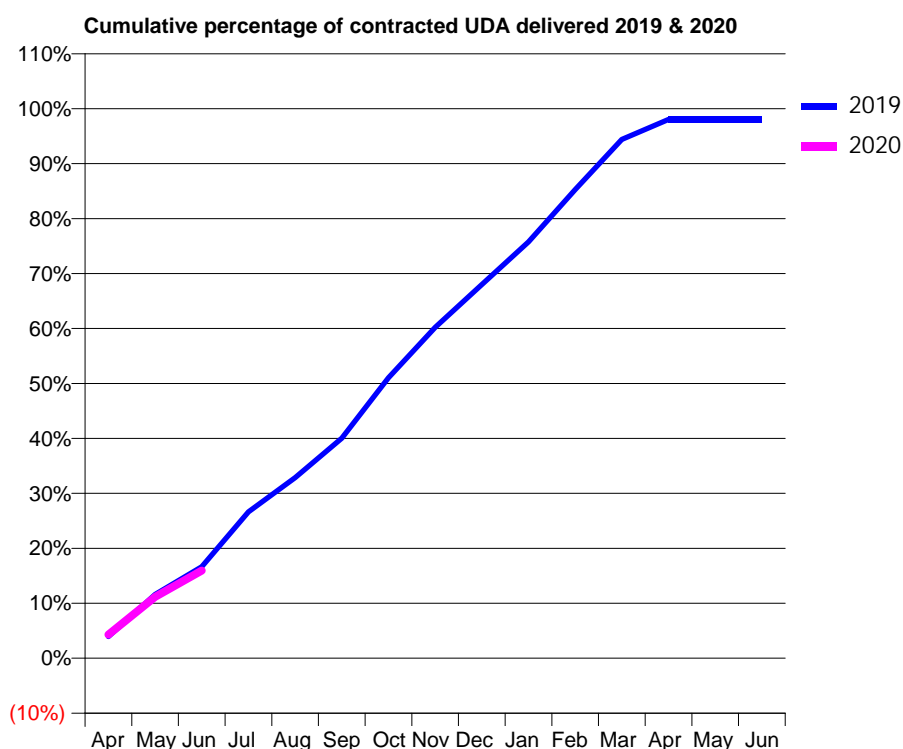
19/20 Contracted general activity (UDA)	36,746
Carry forward general activity (UDA)	0
19/20 Contracted orthodontic activity (UOA)	0
Carry forward orthodontic activity (UOA)	0
Baseline contract value	£1,099,836.19

ACCESS*

Patients seen in 24 months	Total	Change since previous quarter
Quarter ending June 2018	10,499	
Quarter ending September 2018	10,766	↑
Quarter ending December 2018	11,025	↑
Quarter ending March 2019	11,314	↑
Quarter ending June 2019	11,518	→
Variance since June 2018	9.7%	↑



ACTIVITY



Month	2019	2020
April	1,371	1,582
May	4,031	4,105
June	5,781	5,865
July	9,256	
August	11,417	
September	13,907	
October	17,739	
November	20,926	
December	23,620	
January	26,317	
February	29,635	
March	32,802	
April	34,058	
May	34,059	
June	34,058	

QUALITY

	Quantity	Base Number	Contract	AT	Region	England
% of FP17s for the same patient ID Re-attending within 3 months - Children	39	897	4.3%	8.6%	10.6%	11.4%
% of FP17s for the same patient ID Re-attending within 3 months - Adults	273	2,415	11.3%	13.5%	15.2%	15.4%
% of FP17s for the same patient ID Re-attending between 3 & 9 months - Children	530	897	59.1%	61.2%	62.3%	59.8%
% of FP17s for the same patient ID Re-attending between 3 & 9 months - Adults	1,022	2,415	42.3%	52.3%	53.3%	52.1%
% of FP17s for Band 1 Urgent Courses	244	2,792	8.7%	10.0%	9.7%	9.2%
% of FP17s Relating to Free Repair or Replacements	17	2,792	0.6%	0.9%	0.6%	0.7%
% of FP17s Relating to Continuations	33	2,792	1.2%	0.9%	0.8%	0.8%
% of Patients satisfied with the dentistry they have received	17	18	94.4%	94.0%	93.4%	93.4%
% of Patients satisfied with the time they had to wait for an appointment	17	18	94.4%	85.7%	86.8%	87.6%

* This is based on patients treated on this contract for their most recent course of treatment.

Figures in italics indicate the base number of FP17s or Patient Questionnaire responses are less than 100. N/A is shown where the base number of responses is less than 10 during the period. % is calculated as Quantity/Base number*100

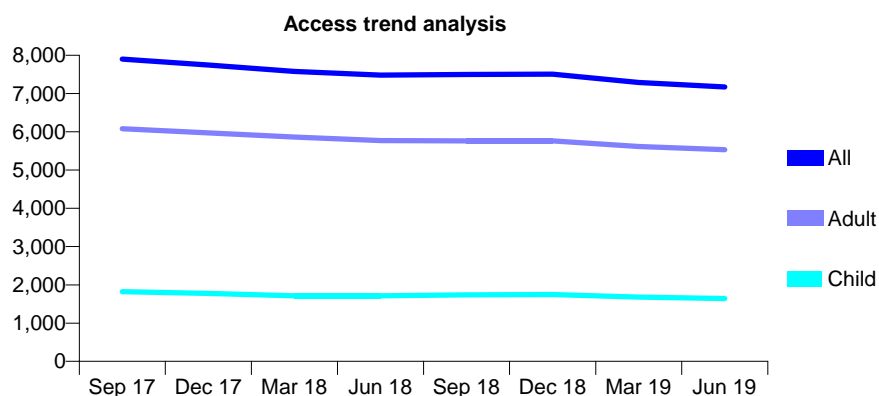
Q66 - Vital Signs At a Glance Contract Report for 101370/0027 - June 2019

Name or company name	Whitecross Dental Care Limited
Contract type name	GDS Contract
Purpose of contract	General
Contract start date	01/04/2006
Contract end date	

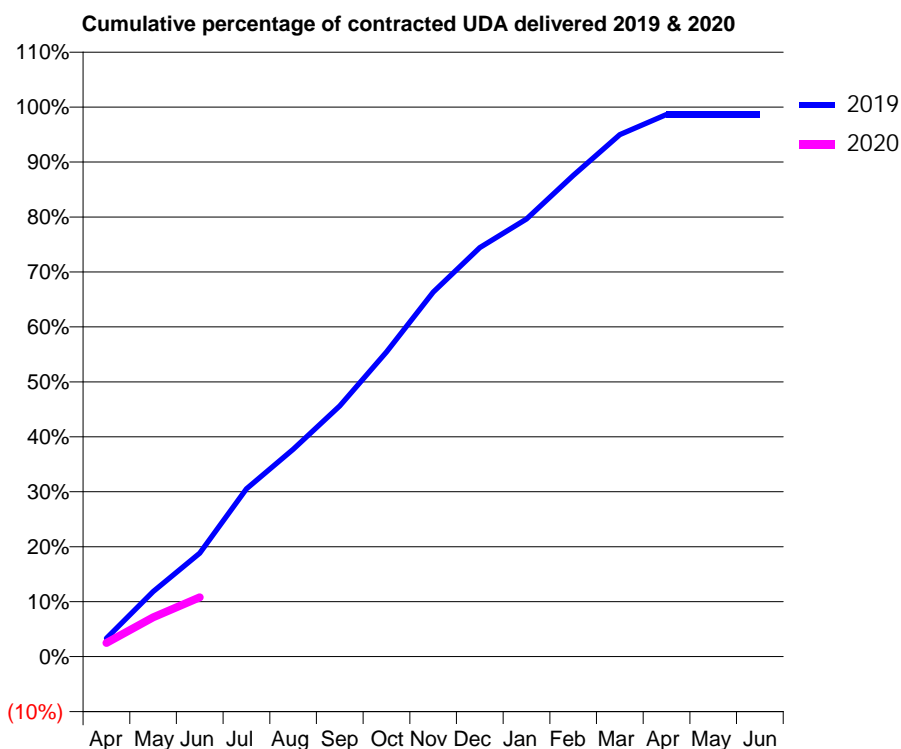
19/20 Contracted general activity (UDA)	23,302
Carry forward general activity (UDA)	0
19/20 Contracted orthodontic activity (UOA)	0
Carry forward orthodontic activity (UOA)	0
Baseline contract value	£722,473.76

ACCESS*

Patients seen in 24 months	Total	Change since previous quarter
Quarter ending June 2018	7,484	
Quarter ending September 2018	7,496	→
Quarter ending December 2018	7,508	→
Quarter ending March 2019	7,291	↓
Quarter ending June 2019	7,173	↓
Variance since June 2018	(4.2%)	↓



ACTIVITY



Month	Adjusted Scheduled Activity (UDA)	
	2019	2020
April	594	577
May	2,108	1,667
June	3,348	2,513
July	5,437	
August	6,716	
September	8,119	
October	9,867	
November	11,809	
December	13,246	
January	14,176	
February	15,583	
March	16,906	
April	17,562	
May	17,564	
June	17,564	

QUALITY

	Quantity	Base Number	Contract	AT	Region	England
% of FP17s for the same patient ID Re-attending within 3 months - Children	13	473	2.7%	8.6%	10.6%	11.4%
% of FP17s for the same patient ID Re-attending within 3 months - Adults	105	1,159	9.1%	13.5%	15.2%	15.4%
% of FP17s for the same patient ID Re-attending between 3 & 9 months - Children	260	473	55.0%	61.2%	62.3%	59.8%
% of FP17s for the same patient ID Re-attending between 3 & 9 months - Adults	480	1,159	41.4%	52.3%	53.3%	52.1%
% of FP17s for Band 1 Urgent Courses	104	1,329	7.8%	10.0%	9.7%	9.2%
% of FP17s Relating to Free Repair or Replacements	1	1,329	0.1%	0.9%	0.6%	0.7%
% of FP17s Relating to Continuations	8	1,329	0.6%	0.9%	0.8%	0.8%
% of Patients satisfied with the dentistry they have received	5	5	N/A	94.0%	93.4%	93.4%
% of Patients satisfied with the time they had to wait for an appointment	4	5	N/A	85.7%	86.8%	87.6%

* This is based on patients treated on this contract for their most recent course of treatment. Figures in italics indicate the base number of FP17s or Patient Questionnaire responses are less than 100. N/A is shown where the base number of responses is less than 10 during the period. % is calculated as Quantity/Base number*100

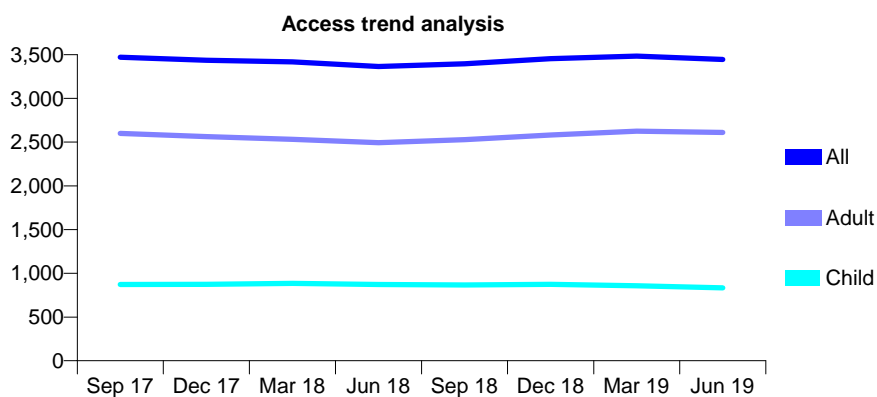
Q66 - Vital Signs At a Glance Contract Report for 101370/0058 - June 2019

Name or company name	Petrie Tucker & Partners Ltd
Contract type name	GDS Contract
Purpose of contract	General
Contract start date	01/04/2006
Contract end date	

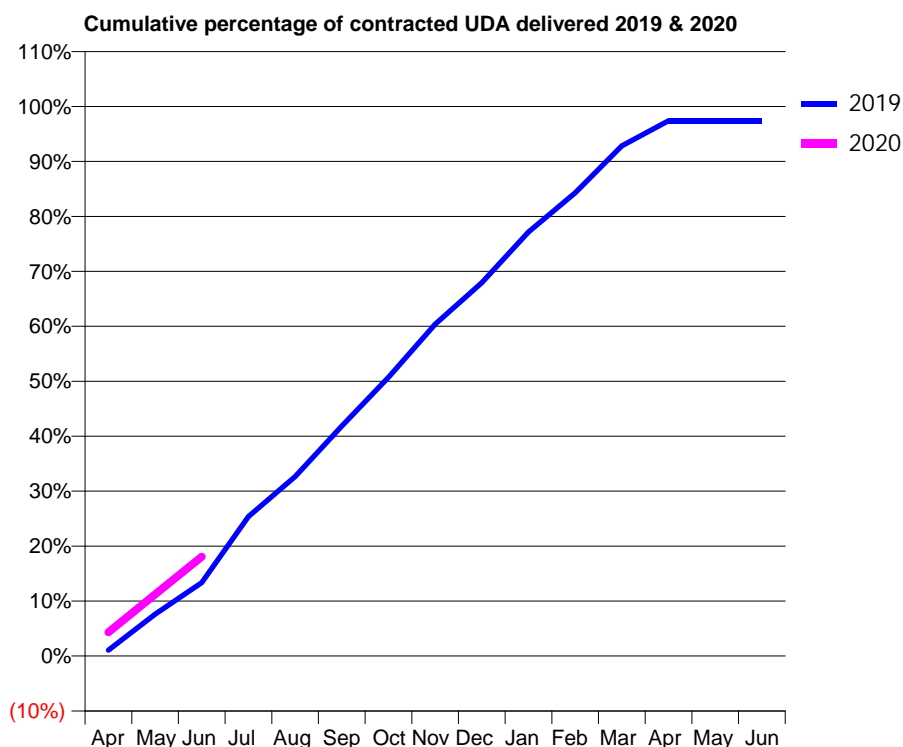
19/20 Contracted general activity (UDA)	11,395
Carry forward general activity (UDA)	0
19/20 Contracted orthodontic activity (UOA)	0
Carry forward orthodontic activity (UOA)	0
Baseline contract value	£336,685.99

ACCESS*

Patients seen in 24 months	Total	Change since previous quarter
Quarter ending June 2018	3,365	
Quarter ending September 2018	3,395	→
Quarter ending December 2018	3,454	→
Quarter ending March 2019	3,484	→
Quarter ending June 2019	3,444	↓
Variance since June 2018	2.3%	↑



ACTIVITY



Month	Adjusted Scheduled Activity (UDA)	
	2019	2020
April	121	495
May	868	1,280
June	1,522	2,059
July	2,890	
August	3,721	
September	4,769	
October	5,780	
November	6,882	
December	7,741	
January	8,793	
February	9,605	
March	10,577	
April	11,099	
May	11,099	
June	11,099	

QUALITY

	Quantity	Base Number	Contract	AT	Region	England
% of FP17s for the same patient ID Re-attending within 3 months - Children	11	292	3.8%	8.6%	10.6%	11.4%
% of FP17s for the same patient ID Re-attending within 3 months - Adults	86	806	10.7%	13.5%	15.2%	15.4%
% of FP17s for the same patient ID Re-attending between 3 & 9 months - Children	172	292	58.9%	61.2%	62.3%	59.8%
% of FP17s for the same patient ID Re-attending between 3 & 9 months - Adults	418	806	51.9%	52.3%	53.3%	52.1%
% of FP17s for Band 1 Urgent Courses	55	912	6.0%	10.0%	9.7%	9.2%
% of FP17s Relating to Free Repair or Replacements	6	912	0.7%	0.9%	0.6%	0.7%
% of FP17s Relating to Continuations	12	912	1.3%	0.9%	0.8%	0.8%
% of Patients satisfied with the dentistry they have received	2	2	N/A	94.0%	93.4%	93.4%
% of Patients satisfied with the time they had to wait for an appointment	1	2	N/A	85.7%	86.8%	87.6%

* This is based on patients treated on this contract for their most recent course of treatment. Figures in italics indicate the base number of FP17s or Patient Questionnaire responses are less than 100. N/A is shown where the base number of responses is less than 10 during the period. % is calculated as Quantity/Base number*100

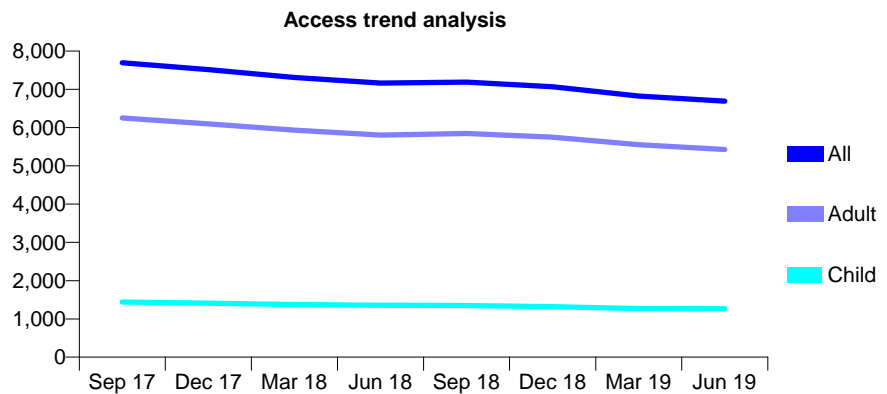
Q66 - Vital Signs At a Glance Contract Report for 101370/0072 - June 2019

Name or company name	Whitecross Dental Care Limited
Contract type name	GDS Contract
Purpose of contract	General
Contract start date	01/07/2006
Contract end date	

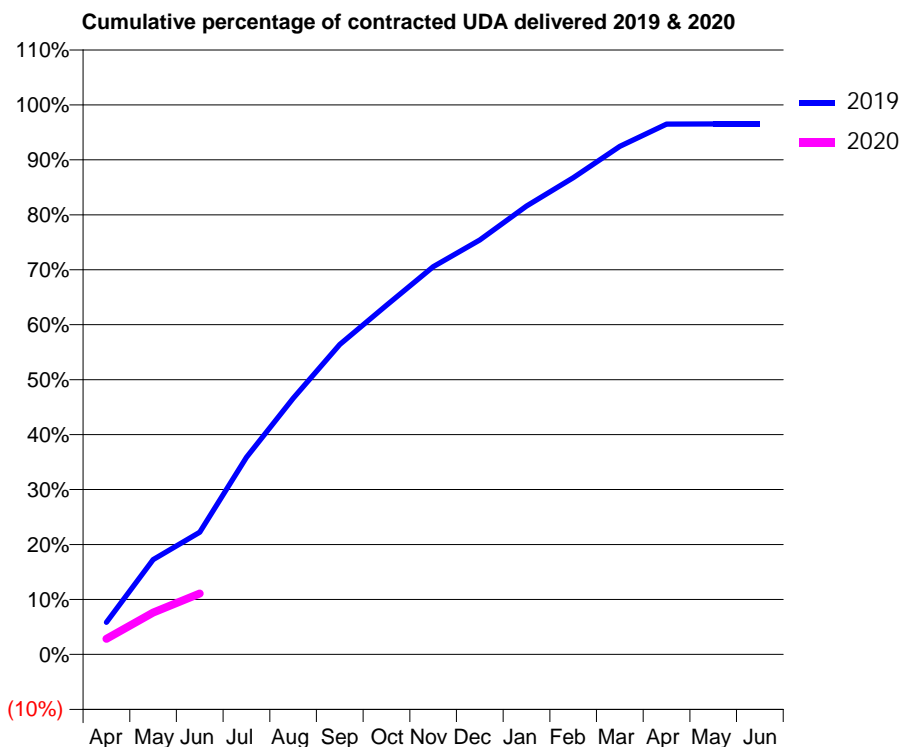
19/20 Contracted general activity (UDA)	25,934
Carry forward general activity (UDA)	0
19/20 Contracted orthodontic activity (UOA)	0
Carry forward orthodontic activity (UOA)	0
Baseline contract value	£790,506.20

ACCESS*

Patients seen in 24 months	Total	Change since previous quarter
Quarter ending June 2018	7,162	
Quarter ending September 2018	7,190	→
Quarter ending December 2018	7,068	↓
Quarter ending March 2019	6,822	↓
Quarter ending June 2019	6,692	↓
Variance since June 2018	(6.6%)	↓



ACTIVITY



Month	2019	2020
April	996	741
May	2,941	1,975
June	3,787	2,875
July	6,107	
August	7,939	
September	9,603	
October	10,818	
November	12,017	
December	12,846	
January	13,895	
February	14,777	
March	15,745	
April	16,437	
May	16,440	
June	16,441	

QUALITY

	Quantity	Base Number	Contract	AT	Region	England
% of FP17s for the same patient ID Re-attending within 3 months - Children	19	500	3.8%	8.6%	10.6%	11.4%
% of FP17s for the same patient ID Re-attending within 3 months - Adults	205	1,858	11.0%	13.5%	15.2%	15.4%
% of FP17s for the same patient ID Re-attending between 3 & 9 months - Children	304	500	60.8%	61.2%	62.3%	59.8%
% of FP17s for the same patient ID Re-attending between 3 & 9 months - Adults	879	1,858	47.3%	52.3%	53.3%	52.1%
% of FP17s for Band 1 Urgent Courses	169	1,893	8.9%	10.0%	9.7%	9.2%
% of FP17s Relating to Free Repair or Replacements	11	1,893	0.6%	0.9%	0.6%	0.7%
% of FP17s Relating to Continuations	19	1,893	1.0%	0.9%	0.8%	0.8%
% of Patients satisfied with the dentistry they have received	6	7	N/A	94.0%	93.4%	93.4%
% of Patients satisfied with the time they had to wait for an appointment	7	7	N/A	85.7%	86.8%	87.6%

* This is based on patients treated on this contract for their most recent course of treatment. Figures in italics indicate the base number of FP17s or Patient Questionnaire responses are less than 100. N/A is shown where the base number of responses is less than 10 during the period. % is calculated as Quantity/Base number*100

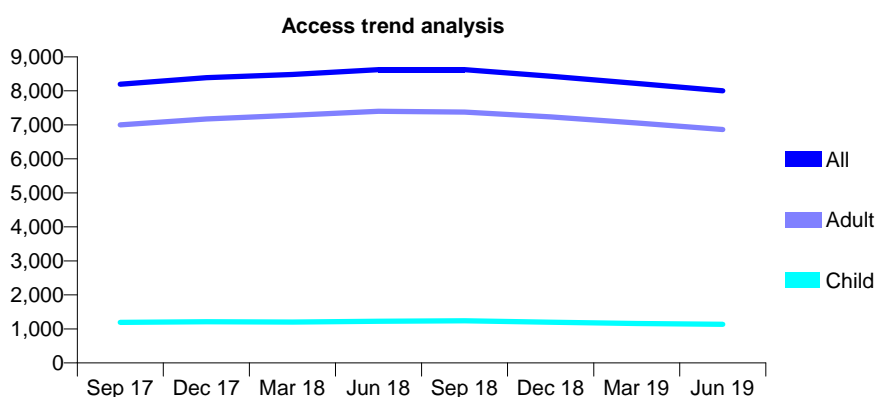
Q66 - Vital Signs At a Glance Contract Report for 101370/0082 - June 2019

Name or company name	Petrie Tucker & Partners Ltd
Contract type name	GDS Contract
Purpose of contract	General
Contract start date	01/04/2007
Contract end date	

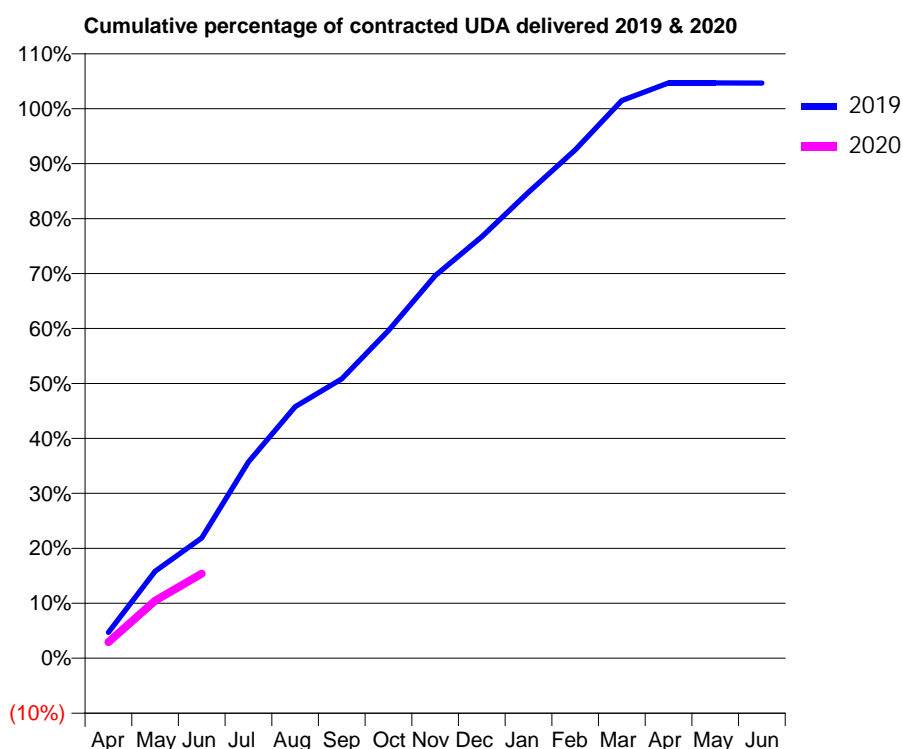
19/20 Contracted general activity (UDA)	25,822
Carry forward general activity (UDA)	0
19/20 Contracted orthodontic activity (UOA)	0
Carry forward orthodontic activity (UOA)	0
Baseline contract value	£718,906.17

ACCESS*

Patients seen in 24 months	Total	Change since previous quarter
Quarter ending June 2018	8,625	
Quarter ending September 2018	8,620	→
Quarter ending December 2018	8,429	↓
Quarter ending March 2019	8,218	↓
Quarter ending June 2019	8,002	↓
Variance since June 2018	(7.2%)	↓



ACTIVITY



Month	2019	2020
April	990	754
May	3,335	2,704
June	4,610	3,975
July	7,523	
August	9,641	
September	10,712	
October	12,567	
November	14,671	
December	16,163	
January	17,866	
February	19,498	
March	21,382	
April	22,056	
May	22,060	
June	22,055	

QUALITY

	Quantity	Base Number	Contract	AT	Region	England
% of FP17s for the same patient ID Re-attending within 3 months - Children	17	349	4.9%	8.6%	10.6%	11.4%
% of FP17s for the same patient ID Re-attending within 3 months - Adults	270	2,133	12.7%	13.5%	15.2%	15.4%
% of FP17s for the same patient ID Re-attending between 3 & 9 months - Children	199	349	57.0%	61.2%	62.3%	59.8%
% of FP17s for the same patient ID Re-attending between 3 & 9 months - Adults	1,113	2,133	52.2%	52.3%	53.3%	52.1%
% of FP17s for Band 1 Urgent Courses	151	2,219	6.8%	10.0%	9.7%	9.2%
% of FP17s Relating to Free Repair or Replacements	7	2,219	0.3%	0.9%	0.6%	0.7%
% of FP17s Relating to Continuations	32	2,219	1.4%	0.9%	0.8%	0.8%
% of Patients satisfied with the dentistry they have received	11	12	91.7%	94.0%	93.4%	93.4%
% of Patients satisfied with the time they had to wait for an appointment	10	12	83.3%	85.7%	86.8%	87.6%

* This is based on patients treated on this contract for their most recent course of treatment.

Figures in italics indicate the base number of FP17s or Patient Questionnaire responses are less than 100. N/A is shown where the base number of responses is less than 10 during the period. % is calculated as Quantity/Base number*100

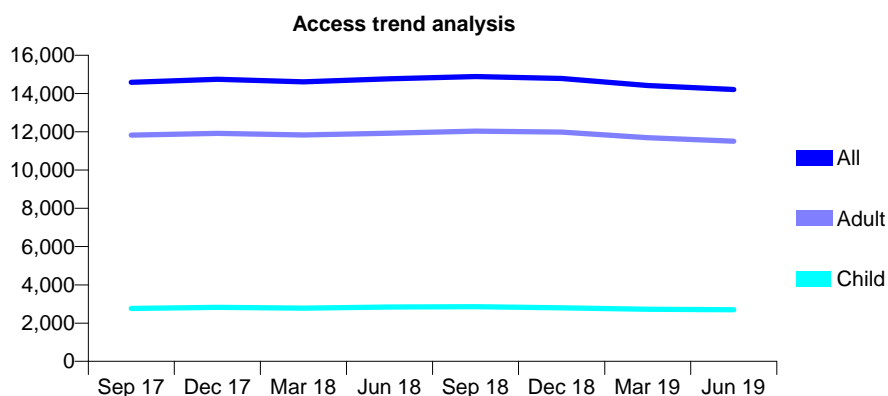
Q66 - Vital Signs At a Glance Contract Report for 101370/0122 - June 2019

Name or company name	Petrie Tucker & Partners Ltd
Contract type name	GDS Contract
Purpose of contract	General
Contract start date	01/04/2009
Contract end date	

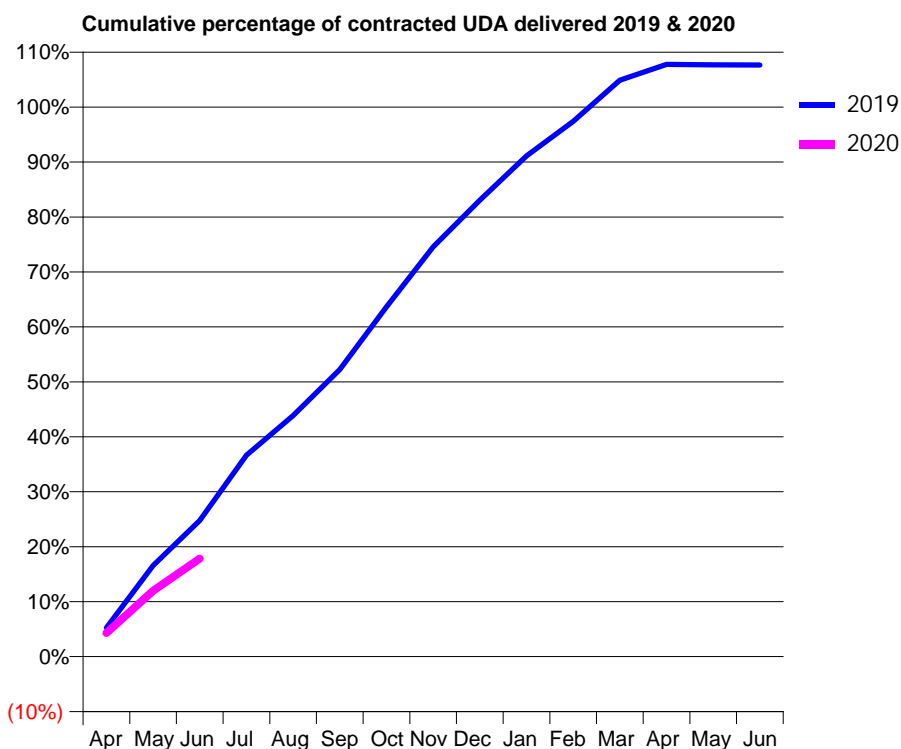
19/20 Contracted general activity (UDA)	48,159
Carry forward general activity (UDA)	0
19/20 Contracted orthodontic activity (UOA)	0
Carry forward orthodontic activity (UOA)	0
Baseline contract value	£1,435,212.44

ACCESS*

Patients seen in 24 months	Total	Change since previous quarter
Quarter ending June 2018	14,771	
Quarter ending September 2018	14,891	→
Quarter ending December 2018	14,792	→
Quarter ending March 2019	14,418	↓
Quarter ending June 2019	14,209	↓
Variance since June 2018	(3.8%)	↓



ACTIVITY



Month	Adjusted Scheduled Activity (UDA)	
	2019	2020
April	1,842	2,069
May	5,808	5,781
June	8,665	8,592
July	12,832	
August	15,354	
September	18,281	
October	22,271	
November	26,099	
December	29,061	
January	31,892	
February	34,086	
March	36,712	
April	37,718	
May	37,692	
June	37,683	

QUALITY

	Quantity	Base Number	Contract	AT	Region	England
% of FP17s for the same patient ID Re-attending within 3 months - Children	28	1,024	2.7%	8.6%	10.6%	11.4%
% of FP17s for the same patient ID Re-attending within 3 months - Adults	339	3,820	8.9%	13.5%	15.2%	15.4%
% of FP17s for the same patient ID Re-attending between 3 & 9 months - Children	560	1,024	54.7%	61.2%	62.3%	59.8%
% of FP17s for the same patient ID Re-attending between 3 & 9 months - Adults	1,818	3,820	47.6%	52.3%	53.3%	52.1%
% of FP17s for Band 1 Urgent Courses	207	4,368	4.7%	10.0%	9.7%	9.2%
% of FP17s Relating to Free Repair or Replacements	29	4,368	0.7%	0.9%	0.6%	0.7%
% of FP17s Relating to Continuations	57	4,368	1.3%	0.9%	0.8%	0.8%
% of Patients satisfied with the dentistry they have received	10	11	90.9%	94.0%	93.4%	93.4%
% of Patients satisfied with the time they had to wait for an appointment	7	11	63.6%	85.7%	86.8%	87.6%

* This is based on patients treated on this contract for their most recent course of treatment. Figures in italics indicate the base number of FP17s or Patient Questionnaire responses are less than 100. N/A is shown where the base number of responses is less than 10 during the period. % is calculated as Quantity/Base number*100

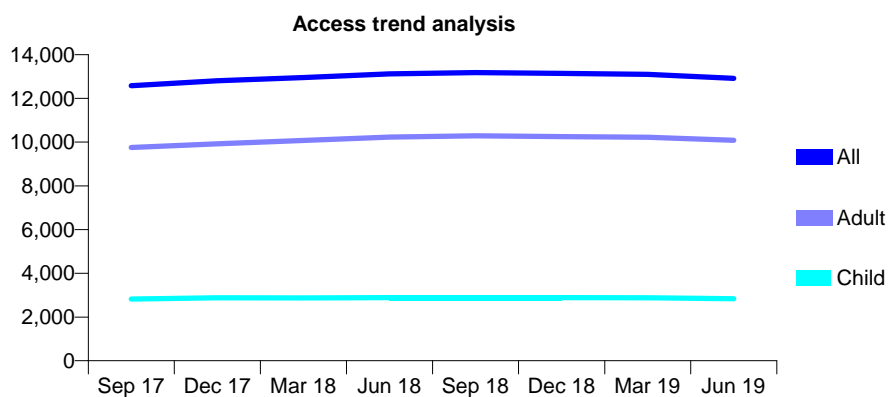
Q66 - Vital Signs At a Glance Contract Report for 101435/0057 - June 2019

Name or company name	IDH Limited
Contract type name	GDS Contract
Purpose of contract	General
Contract start date	01/04/2007
Contract end date	

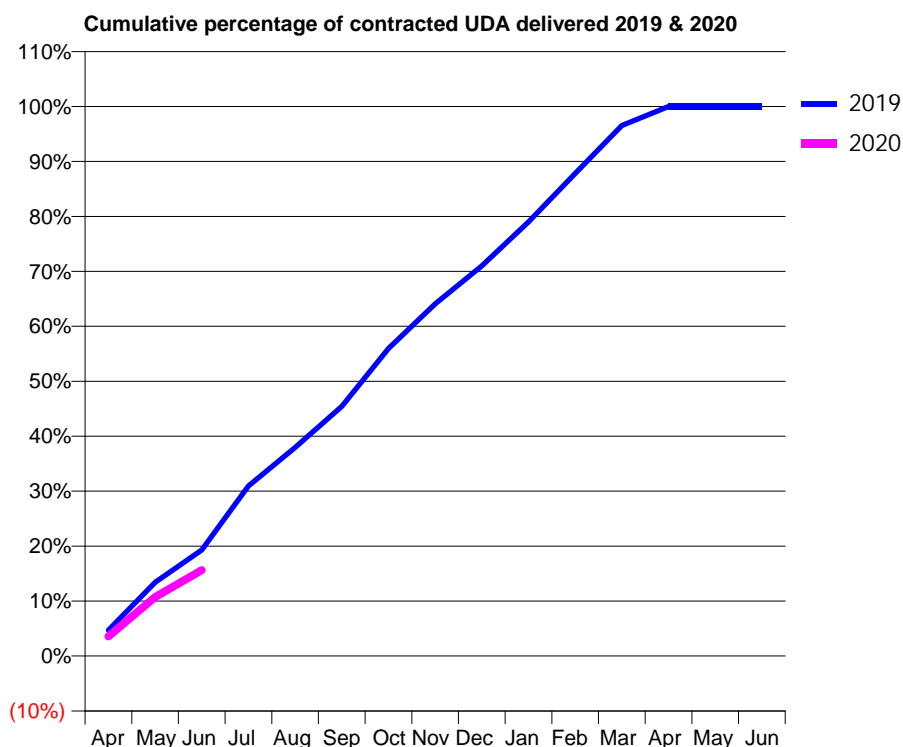
19/20 Contracted general activity (UDA)	35,973
Carry forward general activity (UDA)	0
19/20 Contracted orthodontic activity (UOA)	0
Carry forward orthodontic activity (UOA)	0
Baseline contract value	£840,851.08

ACCESS*

Patients seen in 24 months	Total	Change since previous quarter
Quarter ending June 2018	13,120	
Quarter ending September 2018	13,177	→
Quarter ending December 2018	13,141	→
Quarter ending March 2019	13,103	→
Quarter ending June 2019	12,917	↓
Variance since June 2018	(1.5%)	↓



ACTIVITY



Month	Adjusted Scheduled Activity (UDA)	
	2019	2020
April	1,504	1,285
May	4,290	3,866
June	6,172	5,617
July	9,894	
August	12,142	
September	14,518	
October	17,889	
November	20,486	
December	22,700	
January	25,255	
February	28,074	
March	30,865	
April	31,971	
May	31,972	
June	31,968	

QUALITY

	Quantity	Base Number	Contract	AT	Region	England
% of FP17s for the same patient ID Re-attending within 3 months - Children	24	800	3.0%	8.6%	10.6%	11.4%
% of FP17s for the same patient ID Re-attending within 3 months - Adults	231	2,512	9.2%	13.5%	15.2%	15.4%
% of FP17s for the same patient ID Re-attending between 3 & 9 months - Children	474	800	59.3%	61.2%	62.3%	59.8%
% of FP17s for the same patient ID Re-attending between 3 & 9 months - Adults	1,037	2,512	41.3%	52.3%	53.3%	52.1%
% of FP17s for Band 1 Urgent Courses	209	2,816	7.4%	10.0%	9.7%	9.2%
% of FP17s Relating to Free Repair or Replacements	6	2,816	0.2%	0.9%	0.6%	0.7%
% of FP17s Relating to Continuations	22	2,816	0.8%	0.9%	0.8%	0.8%
% of Patients satisfied with the dentistry they have received	23	25	92.0%	94.0%	93.4%	93.4%
% of Patients satisfied with the time they had to wait for an appointment	21	25	84.0%	85.7%	86.8%	87.6%

* This is based on patients treated on this contract for their most recent course of treatment. Figures in italics indicate the base number of FP17s or Patient Questionnaire responses are less than 100. N/A is shown where the base number of responses is less than 10 during the period. % is calculated as Quantity/Base number*100

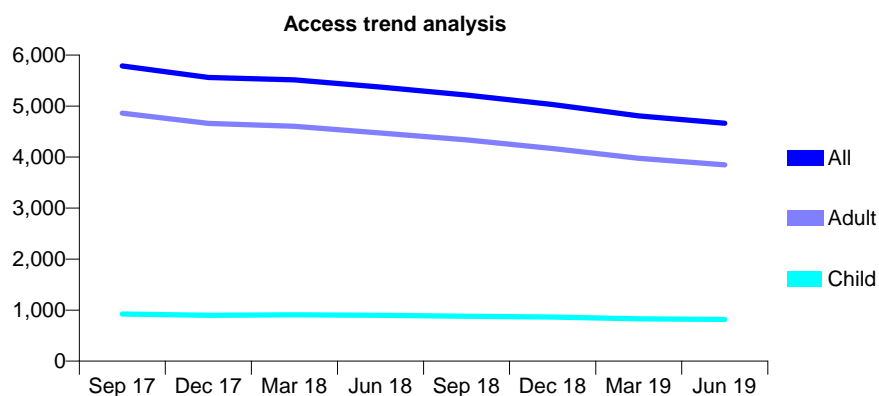
Q66 - Vital Signs At a Glance Contract Report for 101435/0075 - June 2019

Name or company name	IDH Limited
Contract type name	GDS Contract
Purpose of contract	General
Contract start date	10/12/2007
Contract end date	

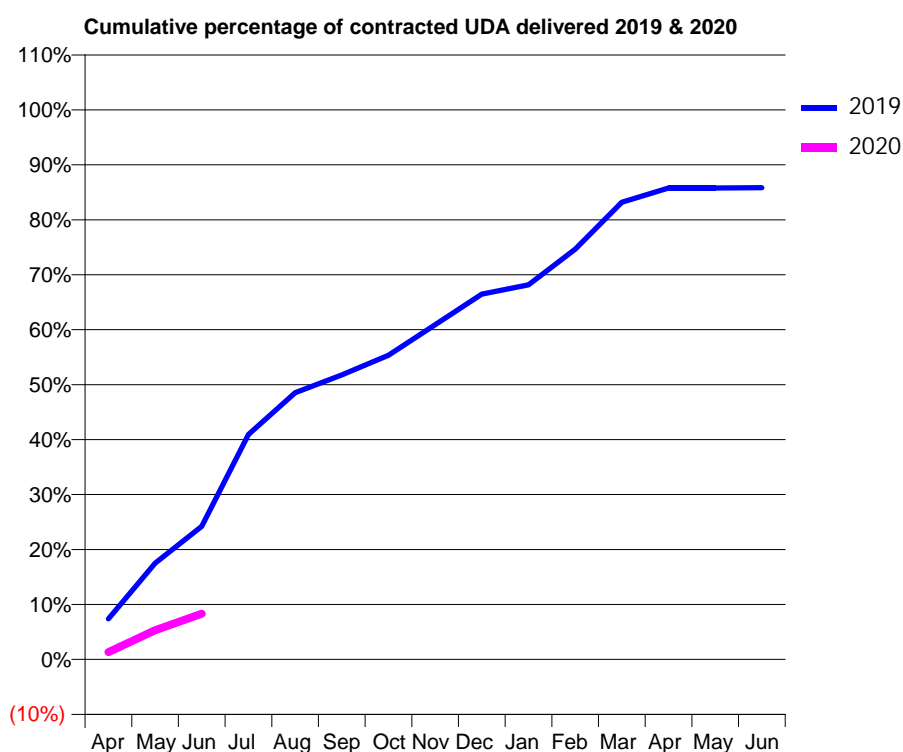
19/20 Contracted general activity (UDA)	19,750
Carry forward general activity (UDA)	0
19/20 Contracted orthodontic activity (UOA)	0
Carry forward orthodontic activity (UOA)	0
Baseline contract value	£506,285.70

ACCESS*

Patients seen in 24 months	Total	Change since previous quarter
Quarter ending June 2018	5,371	
Quarter ending September 2018	5,216	↓
Quarter ending December 2018	5,031	↓
Quarter ending March 2019	4,808	↓
Quarter ending June 2019	4,664	↓
Variance since June 2018	(13.2%)	↓



ACTIVITY



Month	2019	2020
April	647	261
May	1,536	1,054
June	2,124	1,643
July	3,590	
August	4,258	
September	4,540	
October	4,852	
November	5,342	
December	5,830	
January	5,976	
February	6,546	
March	7,293	
April	7,523	
May	7,523	
June	7,528	

QUALITY

	Quantity	Base Number	Contract	AT	Region	England
% of FP17s for the same patient ID Re-attending within 3 months - Children	8	186	4.3%	8.6%	10.6%	11.4%
% of FP17s for the same patient ID Re-attending within 3 months - Adults	77	867	8.9%	13.5%	15.2%	15.4%
% of FP17s for the same patient ID Re-attending between 3 & 9 months - Children	59	186	31.7%	61.2%	62.3%	59.8%
% of FP17s for the same patient ID Re-attending between 3 & 9 months - Adults	159	867	18.3%	52.3%	53.3%	52.1%
% of FP17s for Band 1 Urgent Courses	139	925	15.0%	10.0%	9.7%	9.2%
% of FP17s Relating to Free Repair or Replacements	1	925	0.1%	0.9%	0.6%	0.7%
% of FP17s Relating to Continuations	5	925	0.5%	0.9%	0.8%	0.8%
% of Patients satisfied with the dentistry they have received	3	3	N/A	94.0%	93.4%	93.4%
% of Patients satisfied with the time they had to wait for an appointment	1	3	N/A	85.7%	86.8%	87.6%

* This is based on patients treated on this contract for their most recent course of treatment. Figures in italics indicate the base number of FP17s or Patient Questionnaire responses are less than 100. N/A is shown where the base number of responses is less than 10 during the period. % is calculated as Quantity/Base number*100

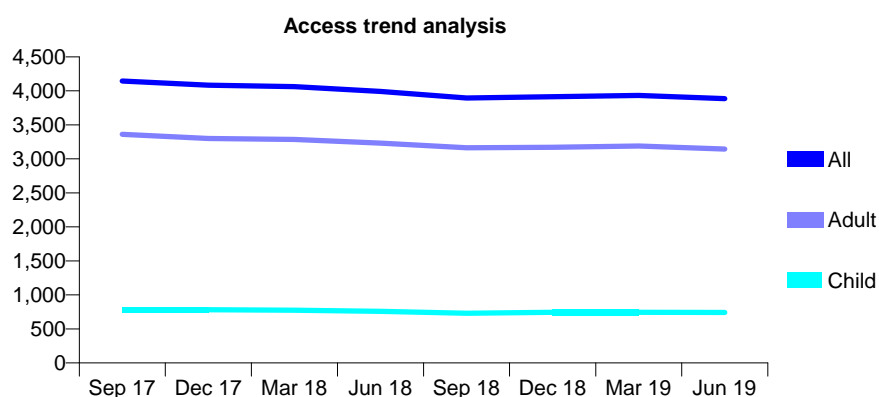
Q66 - Vital Signs At a Glance Contract Report for 102601/0001 - June 2019

Name or company name	Smile Care Plymouth Ltd
Contract type name	GDS Contract
Purpose of contract	General
Contract start date	01/09/2012
Contract end date	

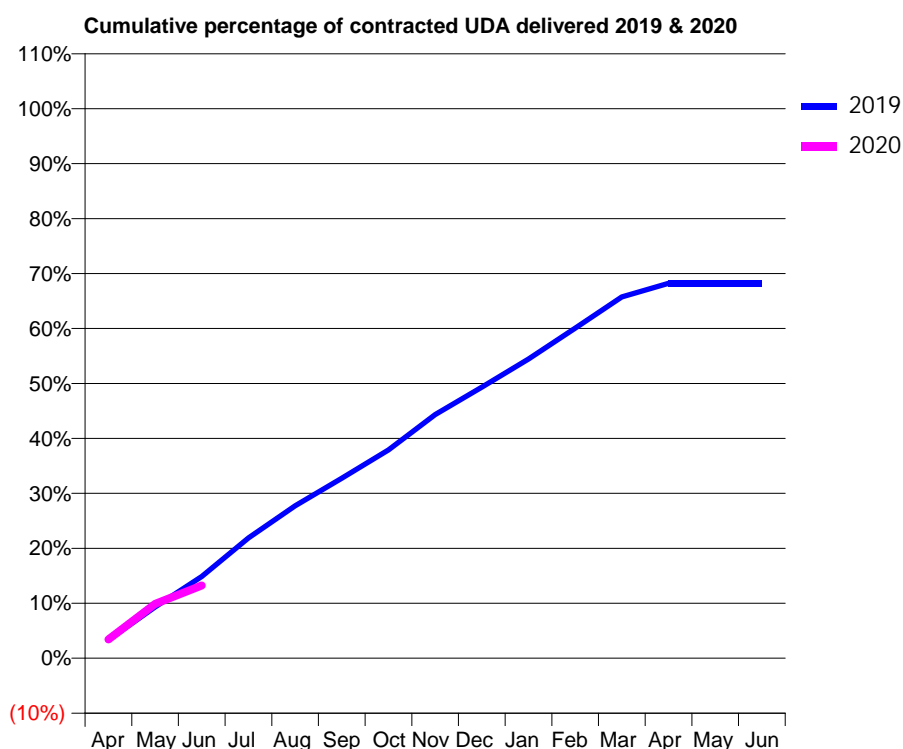
19/20 Contracted general activity (UDA)	14,000
Carry forward general activity (UDA)	0
19/20 Contracted orthodontic activity (UOA)	0
Carry forward orthodontic activity (UOA)	0
Baseline contract value	£335,500.45

ACCESS*

Patients seen in 24 months	Total	Change since previous quarter
Quarter ending June 2018	3,992	
Quarter ending September 2018	3,895	↓
Quarter ending December 2018	3,915	→
Quarter ending March 2019	3,933	→
Quarter ending June 2019	3,886	↓
Variance since June 2018	(2.7%)	↓



ACTIVITY



Month	2019	2020
April	464	479
May	1,307	1,383
June	2,081	1,854
July	3,066	
August	3,886	
September	4,584	
October	5,306	
November	6,208	
December	6,905	
January	7,623	
February	8,410	
March	9,206	
April	9,553	
May	9,553	
June	9,553	

QUALITY

	Quantity	Base Number	Contract	AT	Region	England
% of FP17s for the same patient ID Re-attending within 3 months - Children	15	222	6.8%	8.6%	10.6%	11.4%
% of FP17s for the same patient ID Re-attending within 3 months - Adults	101	796	12.7%	13.5%	15.2%	15.4%
% of FP17s for the same patient ID Re-attending between 3 & 9 months - Children	118	222	53.2%	61.2%	62.3%	59.8%
% of FP17s for the same patient ID Re-attending between 3 & 9 months - Adults	383	796	48.1%	52.3%	53.3%	52.1%
% of FP17s for Band 1 Urgent Courses	155	879	17.6%	10.0%	9.7%	9.2%
% of FP17s Relating to Free Repair or Replacements	15	879	1.7%	0.9%	0.6%	0.7%
% of FP17s Relating to Continuations	8	879	0.9%	0.9%	0.8%	0.8%
% of Patients satisfied with the dentistry they have received	2	3	N/A	94.0%	93.4%	93.4%
% of Patients satisfied with the time they had to wait for an appointment	1	3	N/A	85.7%	86.8%	87.6%

* This is based on patients treated on this contract for their most recent course of treatment.

Figures in italics indicate the base number of FP17s or Patient Questionnaire responses are less than 100. N/A is shown where the base number of responses is less than 10 during the period. % is calculated as Quantity/Base number*100

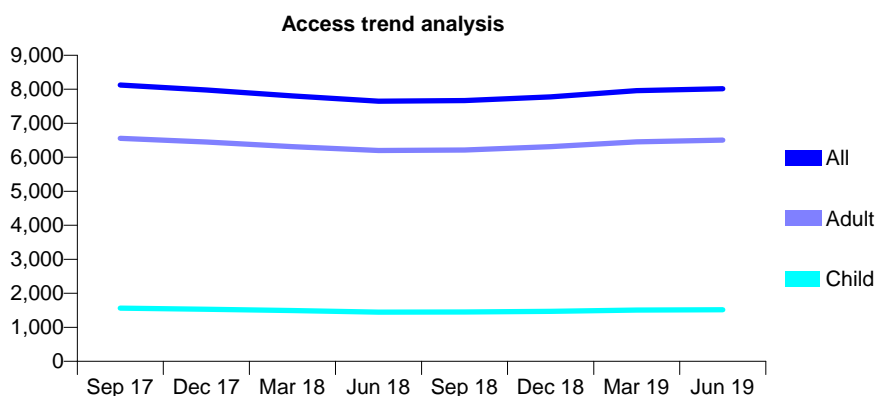
Q66 - Vital Signs At a Glance Contract Report for 102849/0001 - June 2019

Name or company name	Kings Avenue Dental Practice
Contract type name	GDS Contract
Purpose of contract	General
Contract start date	06/12/2013
Contract end date	

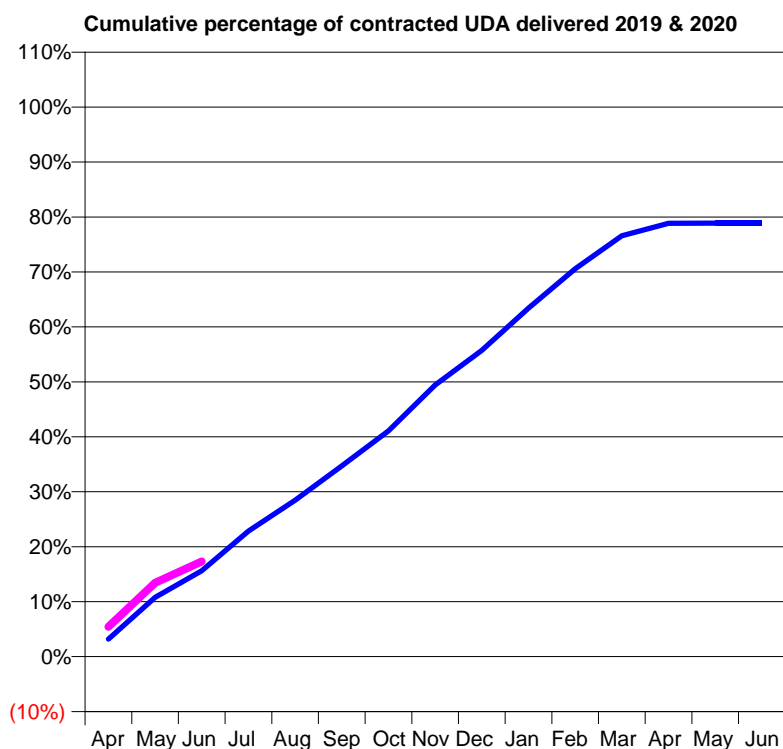
19/20 Contracted general activity (UDA)	26,339
Carry forward general activity (UDA)	0
19/20 Contracted orthodontic activity (UOA)	0
Carry forward orthodontic activity (UOA)	0
Baseline contract value	£665,653.02

ACCESS*

Patients seen in 24 months	Total	Change since previous quarter
Quarter ending June 2018	7,648	
Quarter ending September 2018	7,667	→
Quarter ending December 2018	7,777	→
Quarter ending March 2019	7,959	↑
Quarter ending June 2019	8,018	→
Variance since June 2018	4.8%	↑



ACTIVITY



Month	Adjusted Scheduled Activity (UDA)	
	2019	2020
April	842	1,426
May	2,839	3,539
June	4,113	4,558
July	6,016	
August	7,499	
September	9,145	
October	10,817	
November	13,022	
December	14,679	
January	16,705	
February	18,591	
March	20,170	
April	20,768	
May	20,775	
June	20,776	

QUALITY

	Quantity	Base Number	Contract	AT	Region	England
% of FP17s for the same patient ID Re-attending within 3 months - Children	35	532	6.6%	8.6%	10.6%	11.4%
% of FP17s for the same patient ID Re-attending within 3 months - Adults	351	2,346	15.0%	13.5%	15.2%	15.4%
% of FP17s for the same patient ID Re-attending between 3 & 9 months - Children	333	532	62.6%	61.2%	62.3%	59.8%
% of FP17s for the same patient ID Re-attending between 3 & 9 months - Adults	1,382	2,346	58.9%	52.3%	53.3%	52.1%
% of FP17s for Band 1 Urgent Courses	234	2,536	9.2%	10.0%	9.7%	9.2%
% of FP17s Relating to Free Repair or Replacements	95	2,536	3.7%	0.9%	0.6%	0.7%
% of FP17s Relating to Continuations	24	2,536	0.9%	0.9%	0.8%	0.8%
% of Patients satisfied with the dentistry they have received	7	7	N/A	94.0%	93.4%	93.4%
% of Patients satisfied with the time they had to wait for an appointment	7	7	N/A	85.7%	86.8%	87.6%

* This is based on patients treated on this contract for their most recent course of treatment. Figures in italics indicate the base number of FP17s or Patient Questionnaire responses are less than 100. N/A is shown where the base number of responses is less than 10 during the period. % is calculated as Quantity/Base number*100

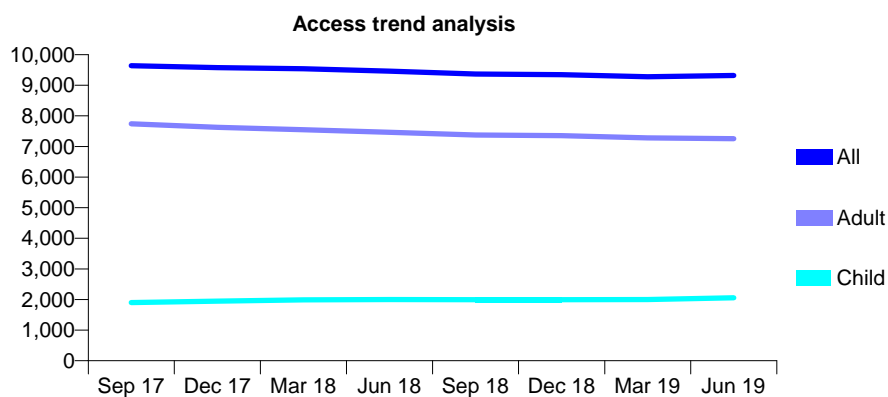
Q66 - Vital Signs At a Glance Contract Report for 106828/0001 - June 2019

Name or company name	Fairfield House
Contract type name	GDS Contract
Purpose of contract	General and Orthodontic
Contract start date	01/10/2014
Contract end date	

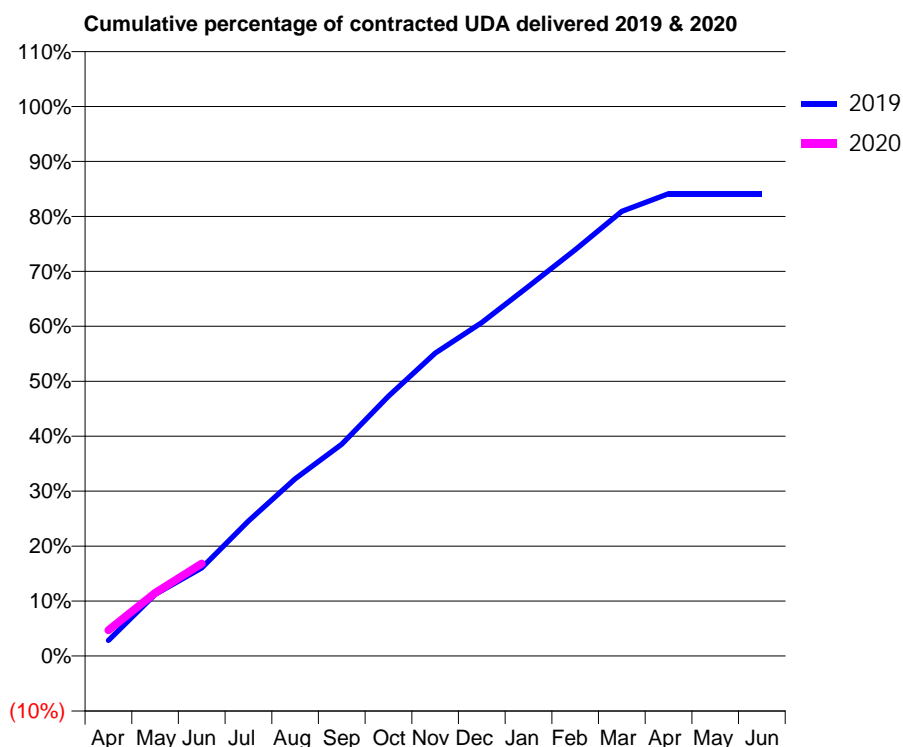
19/20 Contracted general activity (UDA)	29,644
Carry forward general activity (UDA)	0
19/20 Contracted orthodontic activity (UOA)	27
Carry forward orthodontic activity (UOA)	0
Baseline contract value	£774,788.40

ACCESS*

Patients seen in 24 months	Total	Change since previous quarter
Quarter ending June 2018	9,464	
Quarter ending September 2018	9,366	↓
Quarter ending December 2018	9,346	→
Quarter ending March 2019	9,281	→
Quarter ending June 2019	9,317	→
Variance since June 2018	(1.6%)	↓



ACTIVITY



Month	Adjusted Scheduled Activity (UDA)	
	2019	2020
April	843	1,391
May	3,330	3,409
June	4,750	4,987
July	7,283	
August	9,561	
September	11,429	
October	14,016	
November	16,338	
December	17,990	
January	19,937	
February	21,917	
March	23,989	
April	24,935	
May	24,935	
June	24,934	

QUALITY

	Quantity	Base Number	Contract	AT	Region	England
% of FP17s for the same patient ID Re-attending within 3 months - Children	68	839	8.1%	8.6%	10.6%	11.4%
% of FP17s for the same patient ID Re-attending within 3 months - Adults	528	2,572	20.5%	13.5%	15.2%	15.4%
% of FP17s for the same patient ID Re-attending between 3 & 9 months - Children	538	839	64.1%	61.2%	62.3%	59.8%
% of FP17s for the same patient ID Re-attending between 3 & 9 months - Adults	1,398	2,572	54.4%	52.3%	53.3%	52.1%
% of FP17s for Band 1 Urgent Courses	202	2,623	7.7%	10.0%	9.7%	9.2%
% of FP17s Relating to Free Repair or Replacements	42	2,623	1.6%	0.9%	0.6%	0.7%
% of FP17s Relating to Continuations	24	2,623	0.9%	0.9%	0.8%	0.8%
% of Patients satisfied with the dentistry they have received	2	2	N/A	94.0%	93.4%	93.4%
% of Patients satisfied with the time they had to wait for an appointment	2	2	N/A	85.7%	86.8%	87.6%

* This is based on patients treated on this contract for their most recent course of treatment. Figures in italics indicate the base number of FP17s or Patient Questionnaire responses are less than 100. N/A is shown where the base number of responses is less than 10 during the period. % is calculated as Quantity/Base number*100

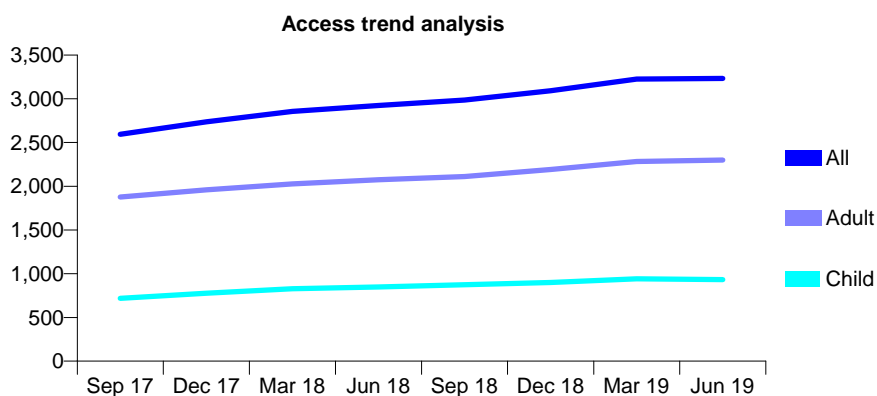
Q66 - Vital Signs At a Glance Contract Report for 107956/0002 - June 2019

Name or company name	Smile Care (Cornwall) Ltd
Contract type name	PDS Contract
Purpose of contract	General
Contract start date	15/01/2016
Contract end date	14/01/2021

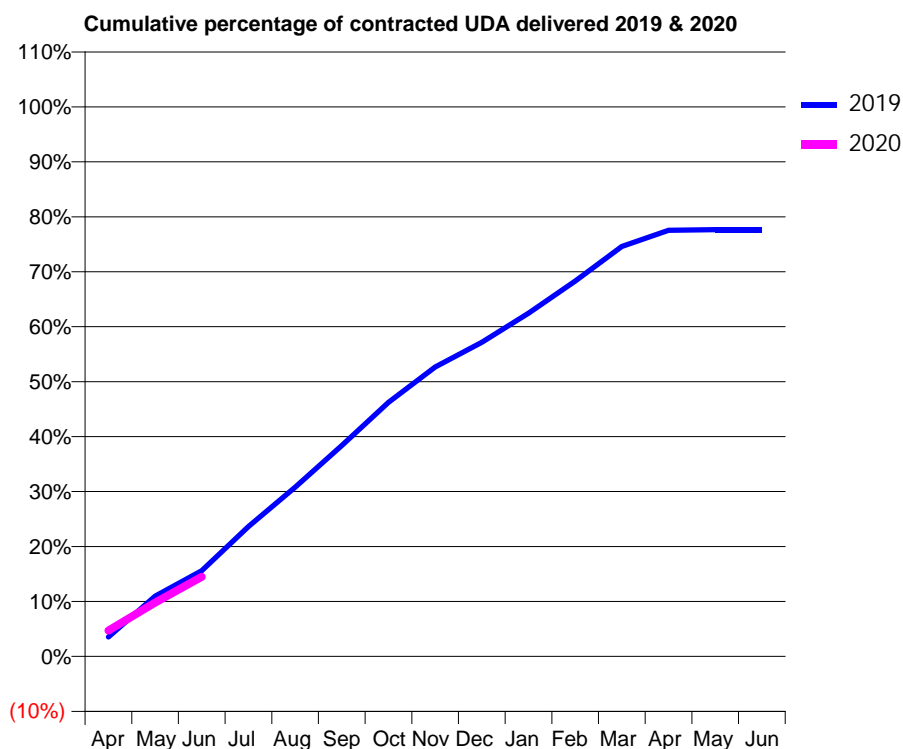
19/20 Contracted general activity (UDA)	14,000
Carry forward general activity (UDA)	0
19/20 Contracted orthodontic activity (UOA)	0
Carry forward orthodontic activity (UOA)	0
Baseline contract value	£354,913.01

ACCESS*

Patients seen in 24 months	Total	Change since previous quarter
Quarter ending June 2018	2,923	
Quarter ending September 2018	2,986	↑
Quarter ending December 2018	3,092	↑
Quarter ending March 2019	3,224	↑
Quarter ending June 2019	3,232	→
Variance since June 2018	10.6%	↑



ACTIVITY



Month	Adjusted Scheduled Activity (UDA)	
	2019	2020
April	496	658
May	1,538	1,371
June	2,183	2,030
July	3,308	
August	4,314	
September	5,373	
October	6,474	
November	7,375	
December	8,004	
January	8,743	
February	9,561	
March	10,444	
April	10,857	
May	10,870	
June	10,871	

QUALITY

	Quantity	Base Number	Contract	AT	Region	England
% of FP17s for the same patient ID Re-attending within 3 months - Children	10	269	3.7%	8.6%	10.6%	11.4%
% of FP17s for the same patient ID Re-attending within 3 months - Adults	95	687	13.8%	13.5%	15.2%	15.4%
% of FP17s for the same patient ID Re-attending between 3 & 9 months - Children	177	269	65.8%	61.2%	62.3%	59.8%
% of FP17s for the same patient ID Re-attending between 3 & 9 months - Adults	345	687	50.2%	52.3%	53.3%	52.1%
% of FP17s for Band 1 Urgent Courses	58	790	7.3%	10.0%	9.7%	9.2%
% of FP17s Relating to Free Repair or Replacements	15	790	1.9%	0.9%	0.6%	0.7%
% of FP17s Relating to Continuations	4	790	0.5%	0.9%	0.8%	0.8%
% of Patients satisfied with the dentistry they have received	6	7	N/A	94.0%	93.4%	93.4%
% of Patients satisfied with the time they had to wait for an appointment	6	7	N/A	85.7%	86.8%	87.6%

* This is based on patients treated on this contract for their most recent course of treatment. Figures in italics indicate the base number of FP17s or Patient Questionnaire responses are less than 100. N/A is shown where the base number of responses is less than 10 during the period. % is calculated as Quantity/Base number*100

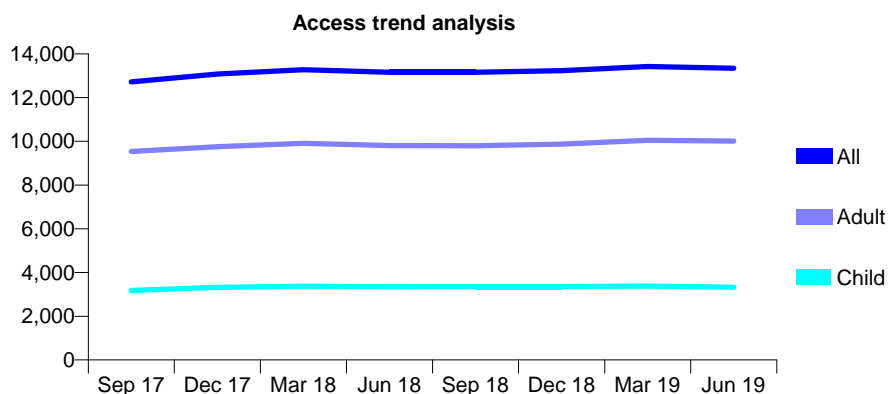
Q66 - Vital Signs At a Glance Contract Report for 107980/0001 - June 2019

Name or company name	BM Pearson Ltd
Contract type name	GDS Contract
Purpose of contract	General
Contract start date	01/10/2006
Contract end date	

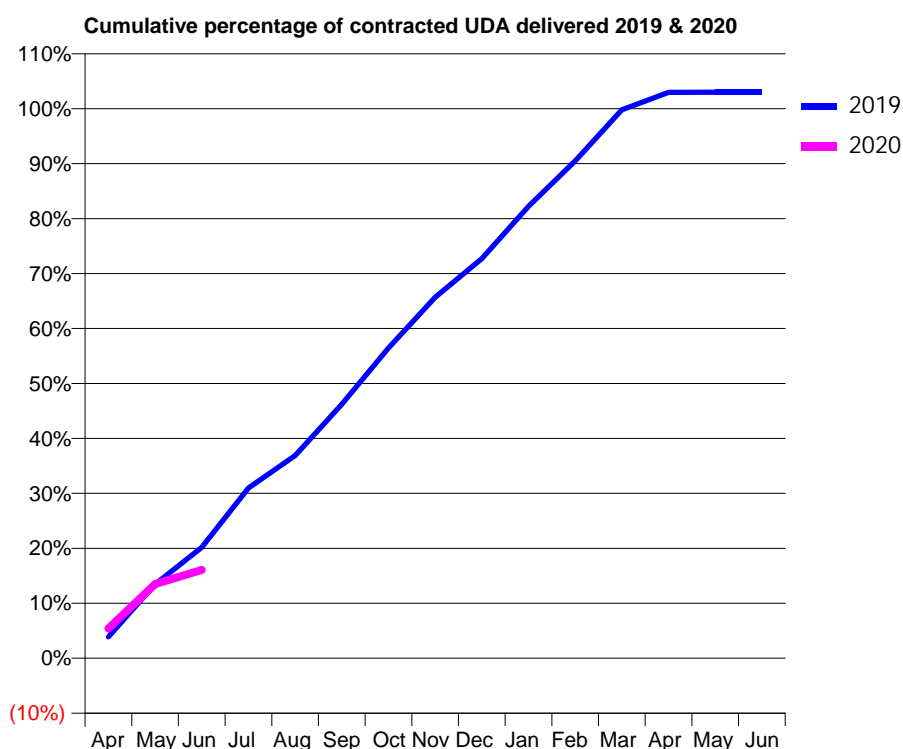
19/20 Contracted general activity (UDA)	36,970
Carry forward general activity (UDA)	0
19/20 Contracted orthodontic activity (UOA)	0
Carry forward orthodontic activity (UOA)	0
Baseline contract value	£1,241,672.06

ACCESS*

Patients seen in 24 months	Total	Change since previous quarter
Quarter ending June 2018	13,157	
Quarter ending September 2018	13,162	→
Quarter ending December 2018	13,235	→
Quarter ending March 2019	13,425	→
Quarter ending June 2019	13,339	→
Variance since June 2018	1.4%	→



ACTIVITY



Month	2019	2020
April	1,443	1,994
May	4,985	4,991
June	7,462	5,934
July	11,456	
August	13,642	
September	17,081	
October	20,871	
November	24,284	
December	26,885	
January	30,404	
February	33,463	
March	36,888	
April	38,065	
May	38,076	
June	38,072	

QUALITY

	Quantity	Base Number	Contract	AT	Region	England
% of FP17s for the same patient ID Re-attending within 3 months - Children	51	906	5.6%	8.6%	10.6%	11.4%
% of FP17s for the same patient ID Re-attending within 3 months - Adults	311	2,264	13.7%	13.5%	15.2%	15.4%
% of FP17s for the same patient ID Re-attending between 3 & 9 months - Children	532	906	58.7%	61.2%	62.3%	59.8%
% of FP17s for the same patient ID Re-attending between 3 & 9 months - Adults	1,071	2,264	47.3%	52.3%	53.3%	52.1%
% of FP17s for Band 1 Urgent Courses	253	2,622	9.6%	10.0%	9.7%	9.2%
% of FP17s Relating to Free Repair or Replacements	26	2,622	1.0%	0.9%	0.6%	0.7%
% of FP17s Relating to Continuations	9	2,622	0.3%	0.9%	0.8%	0.8%
% of Patients satisfied with the dentistry they have received	6	7	N/A	94.0%	93.4%	93.4%
% of Patients satisfied with the time they had to wait for an appointment	6	7	N/A	85.7%	86.8%	87.6%

* This is based on patients treated on this contract for their most recent course of treatment.

Figures in italics indicate the base number of FP17s or Patient Questionnaire responses are less than 100. N/A is shown where the base number of responses is less than 10 during the period. % is calculated as Quantity/Base number*100

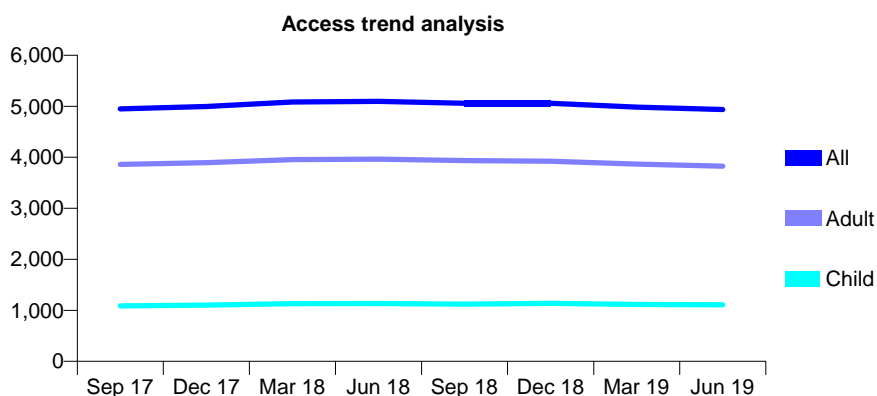
Q66 - Vital Signs At a Glance Contract Report for 108111/0001 - June 2019

Name or company name	Chulmleigh Dental Practice LTD
Contract type name	GDS Contract
Purpose of contract	General
Contract start date	01/11/2007
Contract end date	

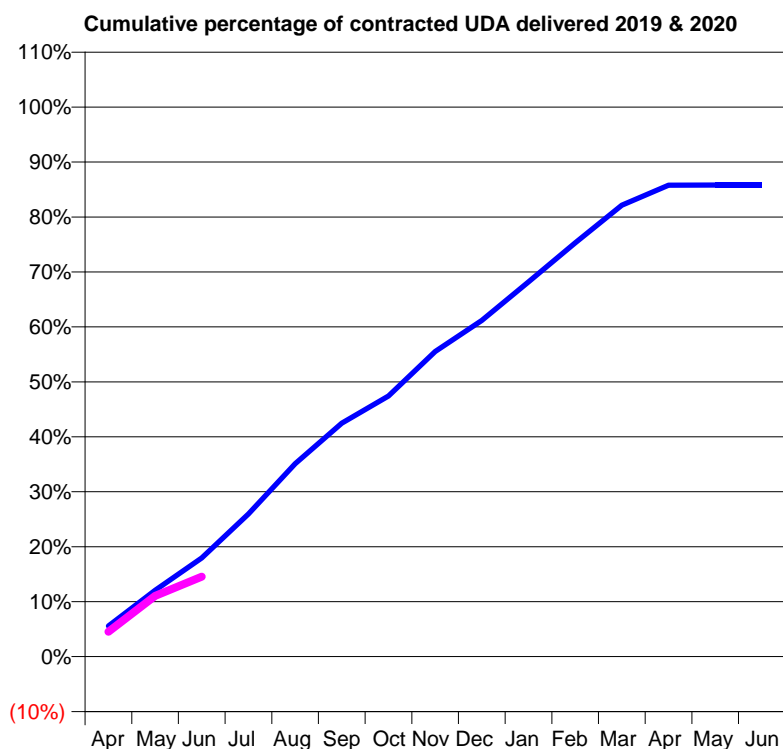
19/20 Contracted general activity (UDA)	12,315
Carry forward general activity (UDA)	0
19/20 Contracted orthodontic activity (UOA)	0
Carry forward orthodontic activity (UOA)	0
Baseline contract value	£342,894.71

ACCESS*

Patients seen in 24 months	Total	Change since previous quarter
Quarter ending June 2018	5,098	
Quarter ending September 2018	5,060	→
Quarter ending December 2018	5,060	→
Quarter ending March 2019	4,985	↓
Quarter ending June 2019	4,938	→
Variance since June 2018	(3.1%)	↓



ACTIVITY



Month	Adjusted Scheduled Activity (UDA)	
	2019	2020
April	690	559
May	1,487	1,361
June	2,211	1,792
July	3,196	
August	4,322	
September	5,232	
October	5,840	
November	6,836	
December	7,532	
January	8,399	
February	9,272	
March	10,114	
April	10,562	
May	10,566	
June	10,566	

QUALITY

	Quantity	Base Number	Contract	AT	Region	England
% of FP17s for the same patient ID Re-attending within 3 months - Children	20	375	5.3%	8.6%	10.6%	11.4%
% of FP17s for the same patient ID Re-attending within 3 months - Adults	149	1,198	12.4%	13.5%	15.2%	15.4%
% of FP17s for the same patient ID Re-attending between 3 & 9 months - Children	211	375	56.3%	61.2%	62.3%	59.8%
% of FP17s for the same patient ID Re-attending between 3 & 9 months - Adults	691	1,198	57.7%	52.3%	53.3%	52.1%
% of FP17s for Band 1 Urgent Courses	83	1,026	8.1%	10.0%	9.7%	9.2%
% of FP17s Relating to Free Repair or Replacements	5	1,026	0.5%	0.9%	0.6%	0.7%
% of FP17s Relating to Continuations	7	1,026	0.7%	0.9%	0.8%	0.8%
% of Patients satisfied with the dentistry they have received	4	4	N/A	94.0%	93.4%	93.4%
% of Patients satisfied with the time they had to wait for an appointment	4	4	N/A	85.7%	86.8%	87.6%

* This is based on patients treated on this contract for their most recent course of treatment. Figures in italics indicate the base number of FP17s or Patient Questionnaire responses are less than 100. N/A is shown where the base number of responses is less than 10 during the period. % is calculated as Quantity/Base number*100

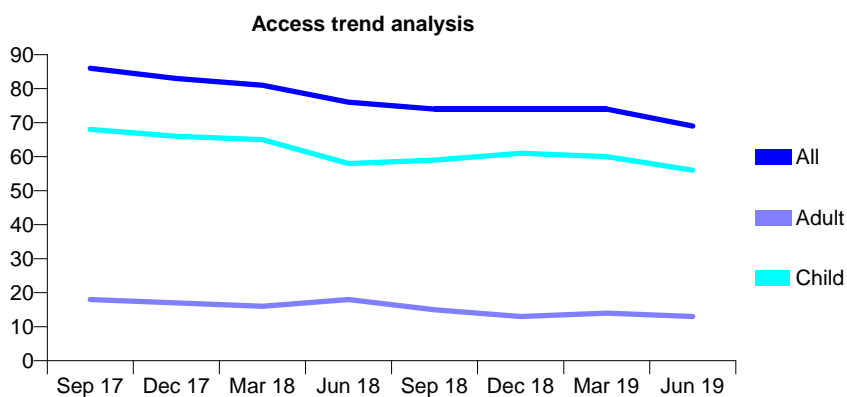
Q66 - Vital Signs At a Glance Contract Report for 109053/0001 - June 2019

Name or company name	Modbury Dental Practice Ltd
Contract type name	GDS Contract
Purpose of contract	General
Contract start date	01/07/2014
Contract end date	

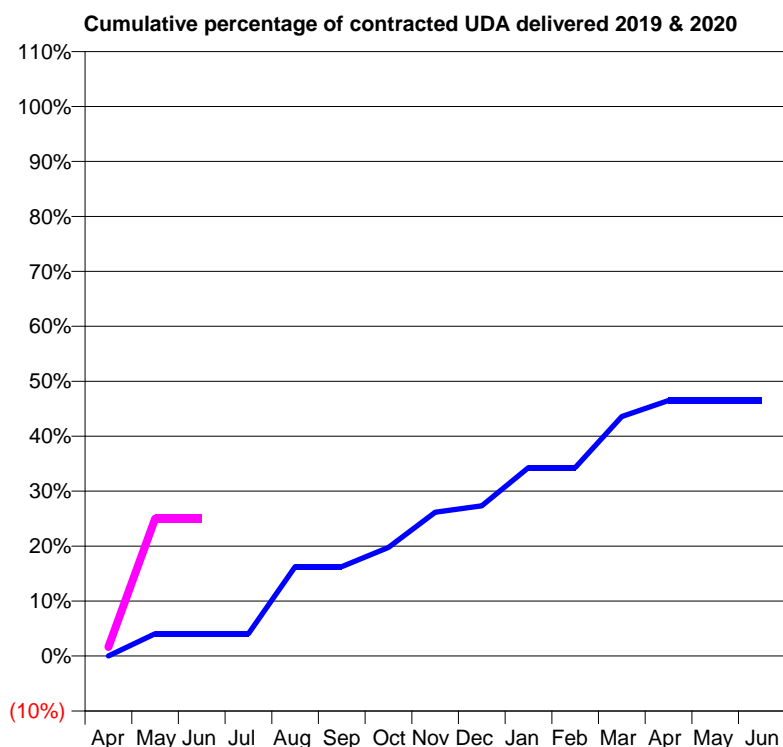
19/20 Contracted general activity (UDA)	60
Carry forward general activity (UDA)	0
19/20 Contracted orthodontic activity (UOA)	0
Carry forward orthodontic activity (UOA)	0
Baseline contract value	£1,698.88

ACCESS*

Patients seen in 24 months	Total	Change since previous quarter
Quarter ending June 2018	76	
Quarter ending September 2018	74	↓
Quarter ending December 2018	74	→
Quarter ending March 2019	74	→
Quarter ending June 2019	69	↓
Variance since June 2018	(9.2%)	↓



ACTIVITY



Month	Adjusted Scheduled Activity (UDA)	
	2019	2020
April	0	1
May	7	15
June	7	15
July	7	
August	28	
September	28	
October	34	
November	45	
December	47	
January	59	
February	59	
March	75	
April	80	
May	80	
June	80	

QUALITY

	Quantity	Base Number	Contract	AT	Region	England
% of FP17s for the same patient ID Re-attending within 3 months - Children	0	15	0.0%	8.6%	10.6%	11.4%
% of FP17s for the same patient ID Re-attending within 3 months - Adults	0	1	0.0%	13.5%	15.2%	15.4%
% of FP17s for the same patient ID Re-attending between 3 & 9 months - Children	8	15	53.3%	61.2%	62.3%	59.8%
% of FP17s for the same patient ID Re-attending between 3 & 9 months - Adults	1	1	100.0%	52.3%	53.3%	52.1%
% of FP17s for Band 1 Urgent Courses	0	11	0.0%	10.0%	9.7%	9.2%
% of FP17s Relating to Free Repair or Replacements	0	11	0.0%	0.9%	0.6%	0.7%
% of FP17s Relating to Continuations	0	11	0.0%	0.9%	0.8%	0.8%
% of Patients satisfied with the dentistry they have received	0	0	N/A	94.0%	93.4%	93.4%
% of Patients satisfied with the time they had to wait for an appointment	0	0	N/A	85.7%	86.8%	87.6%

* This is based on patients treated on this contract for their most recent course of treatment. Figures in italics indicate the base number of FP17s or Patient Questionnaire responses are less than 100. N/A is shown where the base number of responses is less than 10 during the period. % is calculated as Quantity/Base number*100

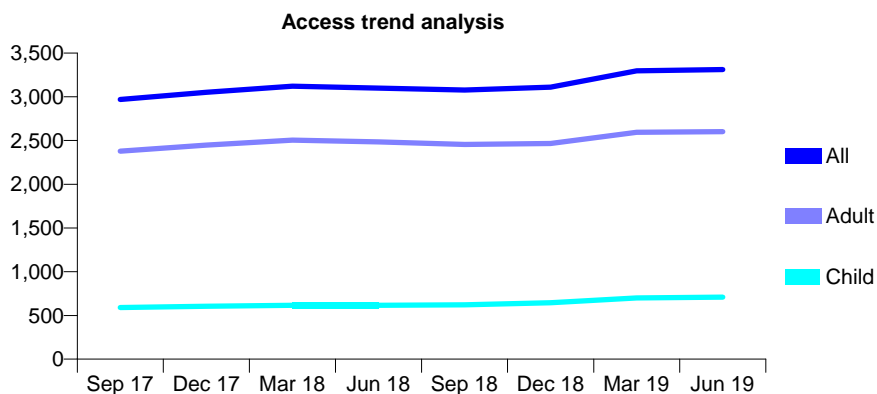
Q66 - Vital Signs At a Glance Contract Report for 110426/0001 - June 2019

Name or company name	Mount Wise Dental Practice
Contract type name	GDS Contract
Purpose of contract	General
Contract start date	01/01/2016
Contract end date	

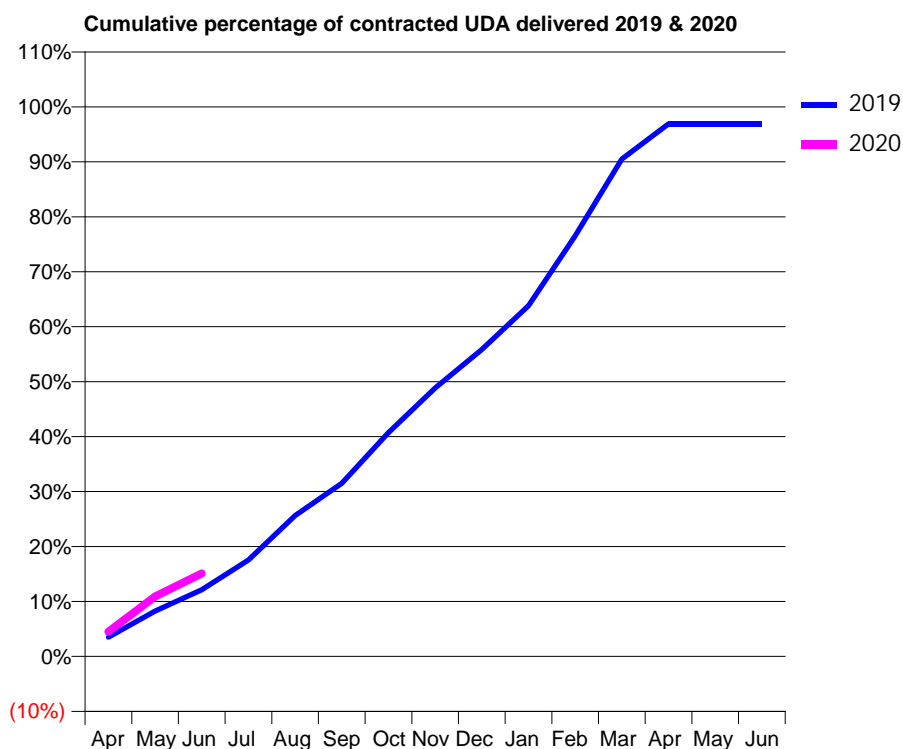
19/20 Contracted general activity (UDA)	6,056
Carry forward general activity (UDA)	0
19/20 Contracted orthodontic activity (UOA)	0
Carry forward orthodontic activity (UOA)	0
Baseline contract value	£167,491.65

ACCESS*

Patients seen in 24 months	Total	Change since previous quarter
Quarter ending June 2018	3,100	
Quarter ending September 2018	3,077	→
Quarter ending December 2018	3,110	→
Quarter ending March 2019	3,296	↑
Quarter ending June 2019	3,311	→
Variance since June 2018	6.8%	↑



ACTIVITY



Month	2019	2020
April	317	273
May	749	660
June	1,100	915
July	1,590	
August	2,322	
September	2,853	
October	3,688	
November	4,426	
December	5,058	
January	5,781	
February	6,933	
March	8,195	
April	8,777	
May	8,777	
June	8,777	

QUALITY

	Quantity	Base Number	Contract	AT	Region	England
% of FP17s for the same patient ID Re-attending within 3 months - Children	25	201	12.4%	8.6%	10.6%	11.4%
% of FP17s for the same patient ID Re-attending within 3 months - Adults	116	711	16.3%	13.5%	15.2%	15.4%
% of FP17s for the same patient ID Re-attending between 3 & 9 months - Children	115	201	57.2%	61.2%	62.3%	59.8%
% of FP17s for the same patient ID Re-attending between 3 & 9 months - Adults	371	711	52.2%	52.3%	53.3%	52.1%
% of FP17s for Band 1 Urgent Courses	39	462	8.4%	10.0%	9.7%	9.2%
% of FP17s Relating to Free Repair or Replacements	15	462	3.2%	0.9%	0.6%	0.7%
% of FP17s Relating to Continuations	12	462	2.6%	0.9%	0.8%	0.8%
% of Patients satisfied with the dentistry they have received	0	1	N/A	94.0%	93.4%	93.4%
% of Patients satisfied with the time they had to wait for an appointment	1	1	N/A	85.7%	86.8%	87.6%

* This is based on patients treated on this contract for their most recent course of treatment. Figures in italics indicate the base number of FP17s or Patient Questionnaire responses are less than 100. N/A is shown where the base number of responses is less than 10 during the period. % is calculated as Quantity/Base number*100

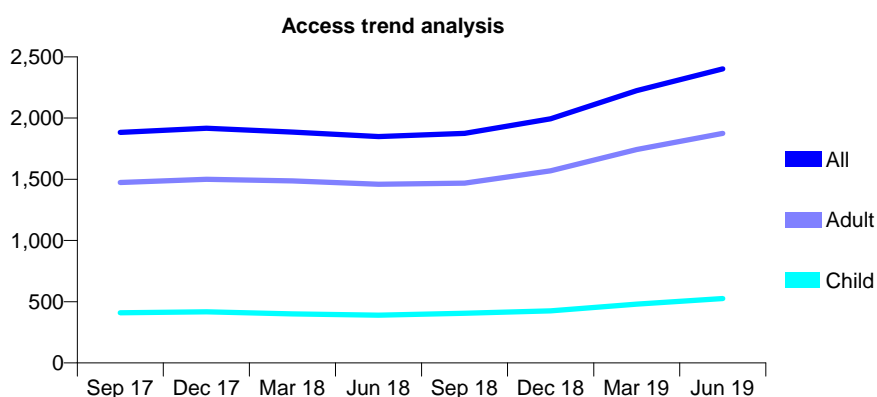
Q66 - Vital Signs At a Glance Contract Report for 110744/0001 - June 2019

Name or company name	Peks Dental LTD
Contract type name	GDS Contract
Purpose of contract	General
Contract start date	01/09/2009
Contract end date	

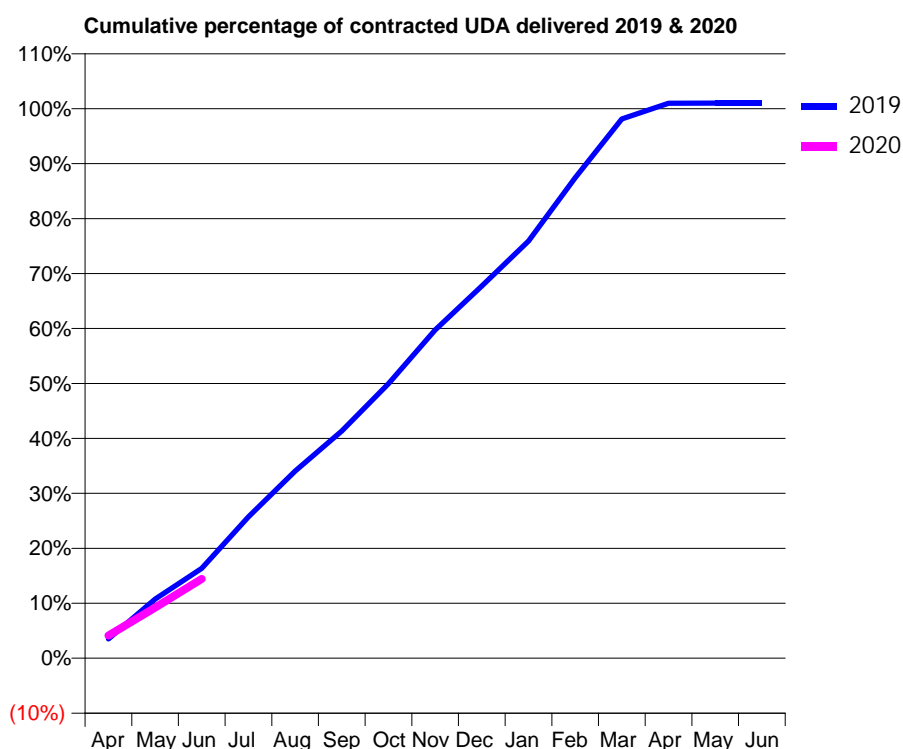
19/20 Contracted general activity (UDA)	9,742
Carry forward general activity (UDA)	0
19/20 Contracted orthodontic activity (UOA)	0
Carry forward orthodontic activity (UOA)	0
Baseline contract value	£266,502.58

ACCESS*

Patients seen in 24 months	Total	Change since previous quarter
Quarter ending June 2018	1,849	
Quarter ending September 2018	1,875	→
Quarter ending December 2018	1,994	↑
Quarter ending March 2019	2,224	↑
Quarter ending June 2019	2,401	↑
Variance since June 2018	29.9%	↑



ACTIVITY



Month	2019	2020
April	210	401
May	646	898
June	981	1,406
July	1,544	
August	2,044	
September	2,481	
October	2,998	
November	3,586	
December	4,063	
January	4,555	
February	5,247	
March	5,888	
April	6,060	
May	6,061	
June	6,061	

QUALITY

	Quantity	Base Number	Contract	AT	Region	England
% of FP17s for the same patient ID Re-attending within 3 months - Children	5	169	3.0%	8.6%	10.6%	11.4%
% of FP17s for the same patient ID Re-attending within 3 months - Adults	60	557	10.8%	13.5%	15.2%	15.4%
% of FP17s for the same patient ID Re-attending between 3 & 9 months - Children	78	169	46.2%	61.2%	62.3%	59.8%
% of FP17s for the same patient ID Re-attending between 3 & 9 months - Adults	219	557	39.3%	52.3%	53.3%	52.1%
% of FP17s for Band 1 Urgent Courses	71	671	10.6%	10.0%	9.7%	9.2%
% of FP17s Relating to Free Repair or Replacements	0	671	0.0%	0.9%	0.6%	0.7%
% of FP17s Relating to Continuations	3	671	0.4%	0.9%	0.8%	0.8%
% of Patients satisfied with the dentistry they have received	0	0	N/A	94.0%	93.4%	93.4%
% of Patients satisfied with the time they had to wait for an appointment	0	0	N/A	85.7%	86.8%	87.6%

* This is based on patients treated on this contract for their most recent course of treatment.

Figures in italics indicate the base number of FP17s or Patient Questionnaire responses are less than 100. N/A is shown where the base number of responses is less than 10 during the period. % is calculated as Quantity/Base number*100

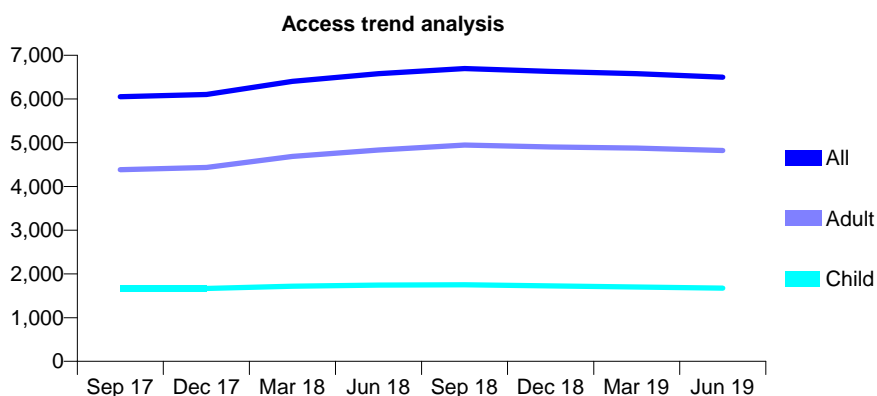
Q66 - Vital Signs At a Glance Contract Report for 111481/0003 - June 2019

Name or company name	Pure Dental Care Ltd
Contract type name	GDS Contract
Purpose of contract	General
Contract start date	01/02/2007
Contract end date	

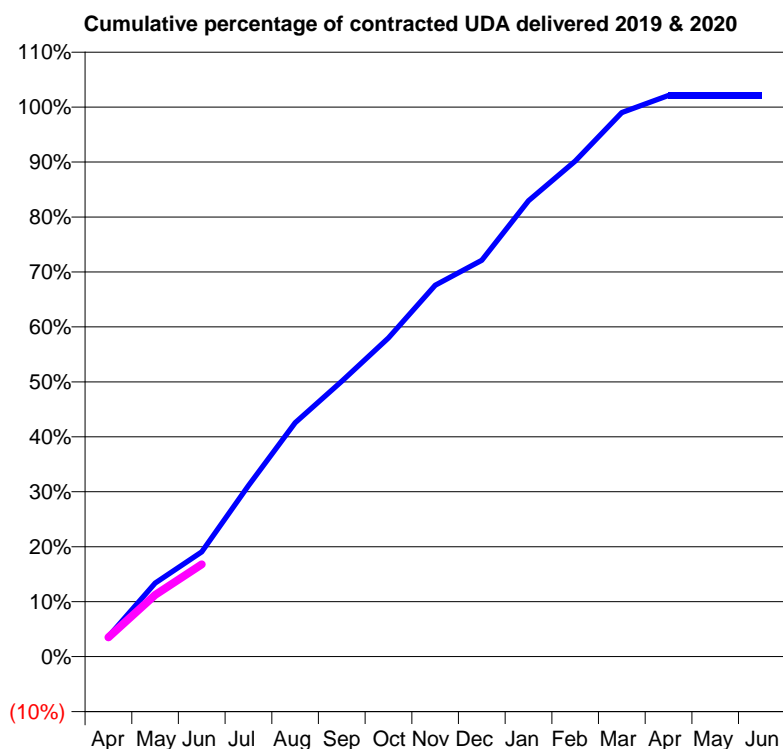
19/20 Contracted general activity (UDA)	18,235
Carry forward general activity (UDA)	0
19/20 Contracted orthodontic activity (UOA)	0
Carry forward orthodontic activity (UOA)	0
Baseline contract value	£481,161.48

ACCESS*

Patients seen in 24 months	Total	Change since previous quarter
Quarter ending June 2018	6,578	
Quarter ending September 2018	6,697	→
Quarter ending December 2018	6,628	↓
Quarter ending March 2019	6,579	→
Quarter ending June 2019	6,499	↓
Variance since June 2018	(1.2%)	↓



ACTIVITY



Month	Adjusted Scheduled Activity (UDA)	
	2019	2020
April	666	638
May	2,440	2,045
June	3,478	3,063
July	5,676	
August	7,763	
September	9,134	
October	10,575	
November	12,323	
December	13,152	
January	15,128	
February	16,441	
March	18,052	
April	18,616	
May	18,617	
June	18,621	

QUALITY

	Quantity	Base Number	Contract	AT	Region	England
% of FP17s for the same patient ID Re-attending within 3 months - Children	38	535	7.1%	8.6%	10.6%	11.4%
% of FP17s for the same patient ID Re-attending within 3 months - Adults	222	1,472	15.1%	13.5%	15.2%	15.4%
% of FP17s for the same patient ID Re-attending between 3 & 9 months - Children	348	535	65.0%	61.2%	62.3%	59.8%
% of FP17s for the same patient ID Re-attending between 3 & 9 months - Adults	907	1,472	61.6%	52.3%	53.3%	52.1%
% of FP17s for Band 1 Urgent Courses	219	1,747	12.5%	10.0%	9.7%	9.2%
% of FP17s Relating to Free Repair or Replacements	12	1,747	0.7%	0.9%	0.6%	0.7%
% of FP17s Relating to Continuations	9	1,747	0.5%	0.9%	0.8%	0.8%
% of Patients satisfied with the dentistry they have received	4	4	N/A	94.0%	93.4%	93.4%
% of Patients satisfied with the time they had to wait for an appointment	3	4	N/A	85.7%	86.8%	87.6%

* This is based on patients treated on this contract for their most recent course of treatment. Figures in italics indicate the base number of FP17s or Patient Questionnaire responses are less than 100. N/A is shown where the base number of responses is less than 10 during the period. % is calculated as Quantity/Base number*100

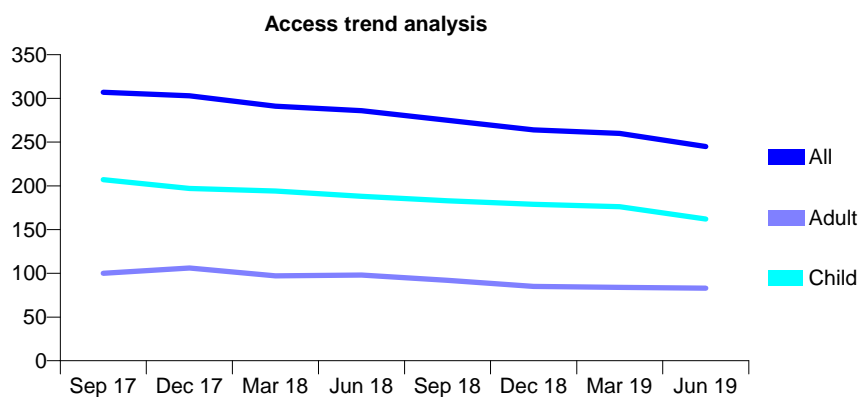
Q66 - Vital Signs At a Glance Contract Report for 113093/0001 - June 2019

Name or company name	ELCK Limited
Contract type name	GDS Contract
Purpose of contract	General
Contract start date	01/10/2015
Contract end date	

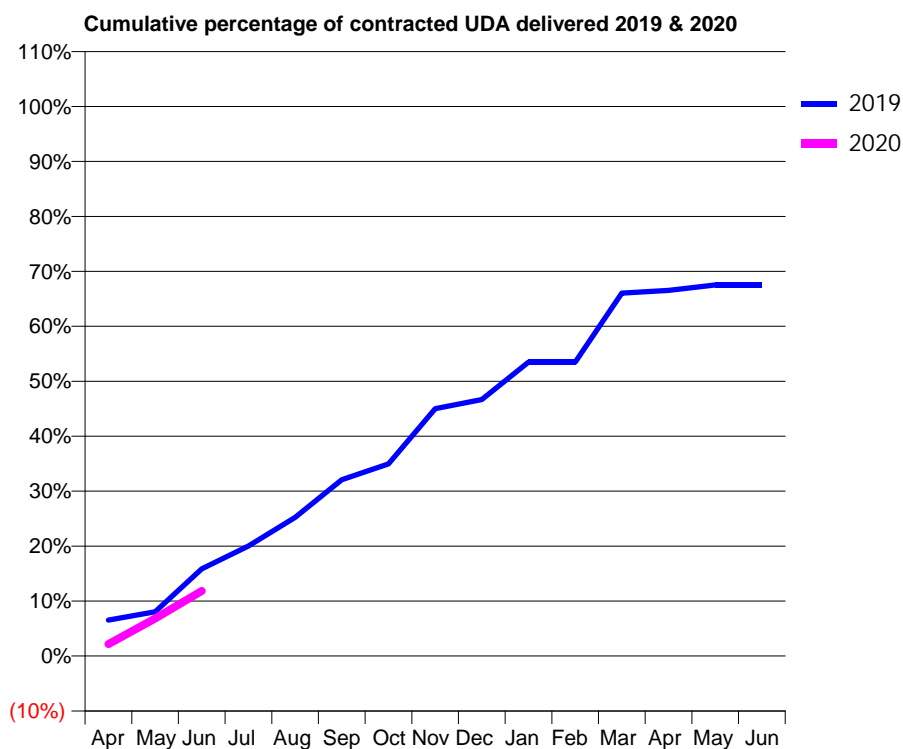
19/20 Contracted general activity (UDA)	600
Carry forward general activity (UDA)	0
19/20 Contracted orthodontic activity (UOA)	0
Carry forward orthodontic activity (UOA)	0
Baseline contract value	£14,730.94

ACCESS*

Patients seen in 24 months	Total	Change since previous quarter
Quarter ending June 2018	286	
Quarter ending September 2018	275	↓
Quarter ending December 2018	264	↓
Quarter ending March 2019	260	↓
Quarter ending June 2019	245	↓
Variance since June 2018	(14.3%)	↓



ACTIVITY



Month	Adjusted Scheduled Activity (UDA)	
	2019	2020
April	39	13
May	48	41
June	95	71
July	120	
August	151	
September	193	
October	210	
November	270	
December	280	
January	321	
February	321	
March	396	
April	399	
May	405	
June	405	

QUALITY

	Quantity	Base Number	Contract	AT	Region	England
% of FP17s for the same patient ID Re-attending within 3 months - Children	0	55	0.0%	8.6%	10.6%	11.4%
% of FP17s for the same patient ID Re-attending within 3 months - Adults	1	11	9.1%	13.5%	15.2%	15.4%
% of FP17s for the same patient ID Re-attending between 3 & 9 months - Children	40	55	72.7%	61.2%	62.3%	59.8%
% of FP17s for the same patient ID Re-attending between 3 & 9 months - Adults	6	11	54.5%	52.3%	53.3%	52.1%
% of FP17s for Band 1 Urgent Courses	0	61	0.0%	10.0%	9.7%	9.2%
% of FP17s Relating to Free Repair or Replacements	0	61	0.0%	0.9%	0.6%	0.7%
% of FP17s Relating to Continuations	0	61	0.0%	0.9%	0.8%	0.8%
% of Patients satisfied with the dentistry they have received	0	0	N/A	94.0%	93.4%	93.4%
% of Patients satisfied with the time they had to wait for an appointment	0	0	N/A	85.7%	86.8%	87.6%

* This is based on patients treated on this contract for their most recent course of treatment. Figures in italics indicate the base number of FP17s or Patient Questionnaire responses are less than 100. N/A is shown where the base number of responses is less than 10 during the period. % is calculated as Quantity/Base number*100

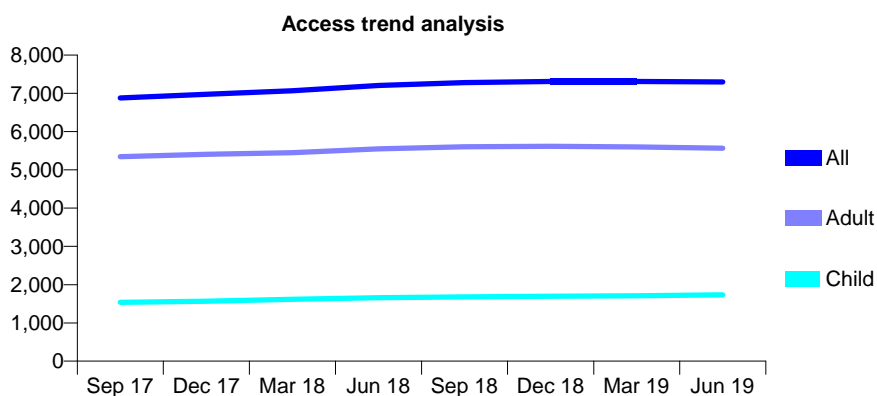
Q66 - Vital Signs At a Glance Contract Report for 115150/0001 - June 2019

Name or company name	Newquay Dental Centre Ltd
Contract type name	GDS Contract
Purpose of contract	General
Contract start date	01/04/2013
Contract end date	

19/20 Contracted general activity (UDA)	25,000
Carry forward general activity (UDA)	0
19/20 Contracted orthodontic activity (UOA)	0
Carry forward orthodontic activity (UOA)	0
Baseline contract value	£685,783.12

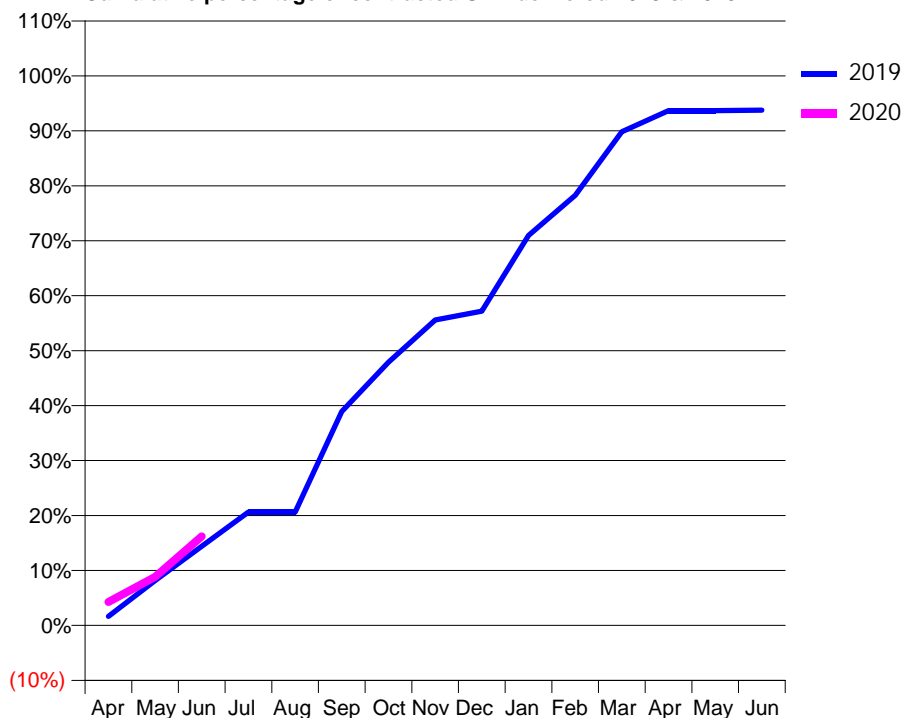
ACCESS*

Patients seen in 24 months	Total	Change since previous quarter
Quarter ending June 2018	7,207	
Quarter ending September 2018	7,281	→
Quarter ending December 2018	7,311	→
Quarter ending March 2019	7,308	→
Quarter ending June 2019	7,299	→
Variance since June 2018	1.3%	→



ACTIVITY

Cumulative percentage of contracted UDA delivered 2019 & 2020



Month	2019	2020
April	419	1,065
May	2,043	2,213
June	3,600	4,057
July	5,159	
August	5,159	
September	9,737	
October	11,973	
November	13,896	
December	14,297	
January	17,738	
February	19,566	
March	22,454	
April	23,421	
May	23,420	
June	23,436	

QUALITY

	Quantity	Base Number	Contract	AT	Region	England
% of FP17s for the same patient ID Re-attending within 3 months - Children	43	579	7.4%	8.6%	10.6%	11.4%
% of FP17s for the same patient ID Re-attending within 3 months - Adults	200	1,585	12.6%	13.5%	15.2%	15.4%
% of FP17s for the same patient ID Re-attending between 3 & 9 months - Children	349	579	60.3%	61.2%	62.3%	59.8%
% of FP17s for the same patient ID Re-attending between 3 & 9 months - Adults	826	1,585	52.1%	52.3%	53.3%	52.1%
% of FP17s for Band 1 Urgent Courses	193	1,799	10.7%	10.0%	9.7%	9.2%
% of FP17s Relating to Free Repair or Replacements	22	1,799	1.2%	0.9%	0.6%	0.7%
% of FP17s Relating to Continuations	10	1,799	0.6%	0.9%	0.8%	0.8%
% of Patients satisfied with the dentistry they have received	6	6	N/A	94.0%	93.4%	93.4%
% of Patients satisfied with the time they had to wait for an appointment	5	6	N/A	85.7%	86.8%	87.6%

* This is based on patients treated on this contract for their most recent course of treatment. Figures in italics indicate the base number of FP17s or Patient Questionnaire responses are less than 100. N/A is shown where the base number of responses is less than 10 during the period. % is calculated as Quantity/Base number*100

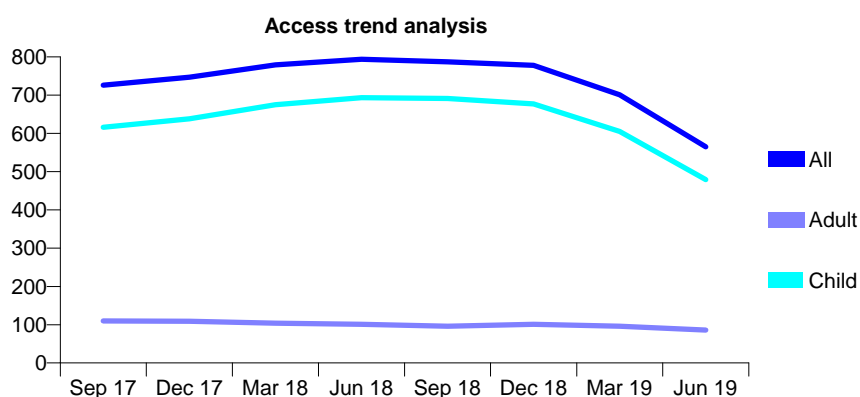
Q66 - Vital Signs At a Glance Contract Report for 116106/0001 - June 2019

Name or company name	Ward Dental Ltd
Contract type name	GDS Contract
Purpose of contract	General and Orthodontic
Contract start date	01/06/2007
Contract end date	

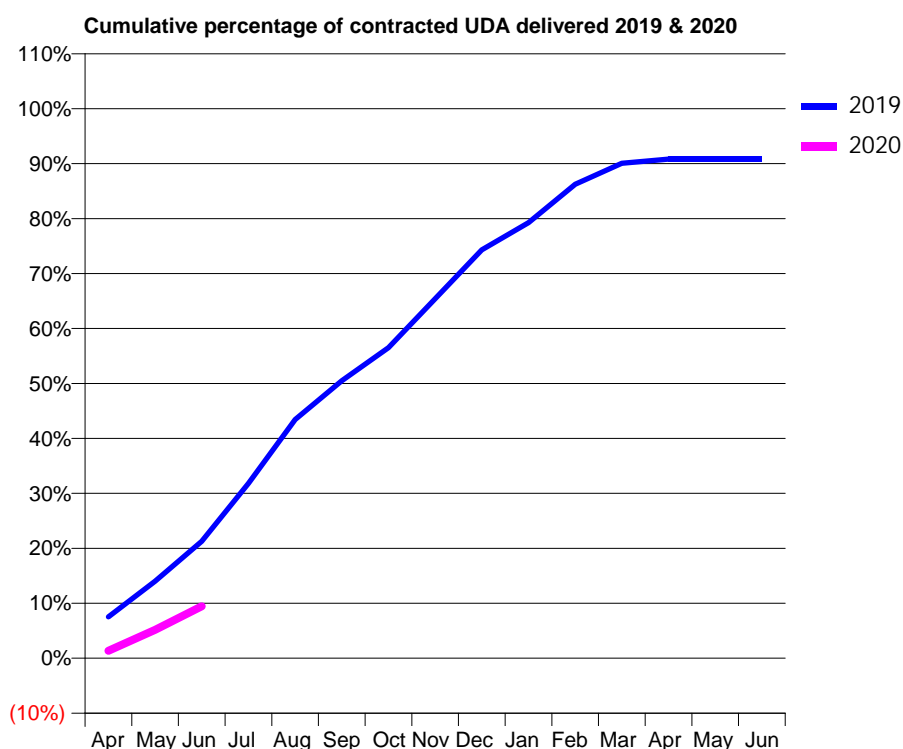
19/20 Contracted general activity (UDA)	1,378
Carry forward general activity (UDA)	0
19/20 Contracted orthodontic activity (UOA)	650
Carry forward orthodontic activity (UOA)	0
Baseline contract value	£82,524.67

ACCESS*

Patients seen in 24 months	Total	Change since previous quarter
Quarter ending June 2018	794	
Quarter ending September 2018	787	→
Quarter ending December 2018	778	↓
Quarter ending March 2019	701	↓
Quarter ending June 2019	565	↓
Variance since June 2018	(28.8%)	↓



ACTIVITY



Month	2019	2020
April	104	19
May	193	71
June	293	130
July	438	
August	598	
September	696	
October	779	
November	902	
December	1,024	
January	1,092	
February	1,188	
March	1,241	
April	1,252	
May	1,252	
June	1,252	

QUALITY

	Quantity	Base Number	Contract	AT	Region	England
% of FP17s for the same patient ID Re-attending within 3 months - Children	10	115	8.7%	8.6%	10.6%	11.4%
% of FP17s for the same patient ID Re-attending within 3 months - Adults	0	4	0.0%	13.5%	15.2%	15.4%
% of FP17s for the same patient ID Re-attending between 3 & 9 months - Children	58	115	50.4%	61.2%	62.3%	59.8%
% of FP17s for the same patient ID Re-attending between 3 & 9 months - Adults	3	4	75.0%	52.3%	53.3%	52.1%
% of FP17s for Band 1 Urgent Courses	6	93	6.5%	10.0%	9.7%	9.2%
% of FP17s Relating to Free Repair or Replacements	0	93	0.0%	0.9%	0.6%	0.7%
% of FP17s Relating to Continuations	0	93	0.0%	0.9%	0.8%	0.8%
% of Patients satisfied with the dentistry they have received	0	0	N/A	94.0%	93.4%	93.4%
% of Patients satisfied with the time they had to wait for an appointment	0	0	N/A	85.7%	86.8%	87.6%

* This is based on patients treated on this contract for their most recent course of treatment. Figures in italics indicate the base number of FP17s or Patient Questionnaire responses are less than 100. N/A is shown where the base number of responses is less than 10 during the period. % is calculated as Quantity/Base number*100

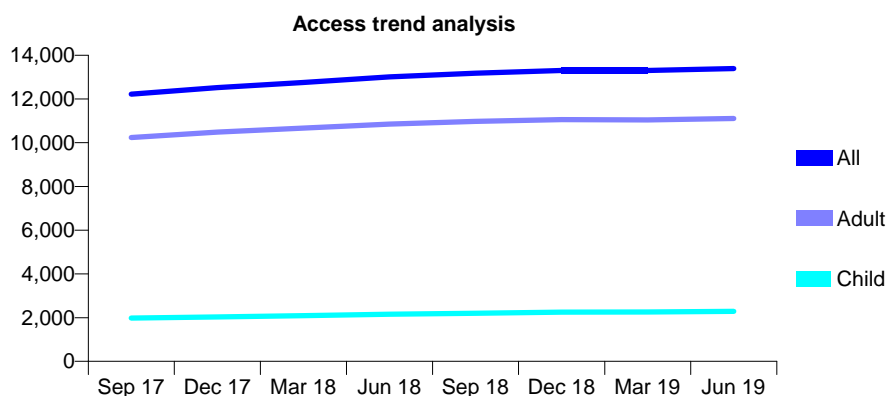
Q66 - Vital Signs At a Glance Contract Report for 116475/0001 - June 2019

Name or company name	T.Bellingan Ltd.
Contract type name	GDS Contract
Purpose of contract	General
Contract start date	01/06/2014
Contract end date	

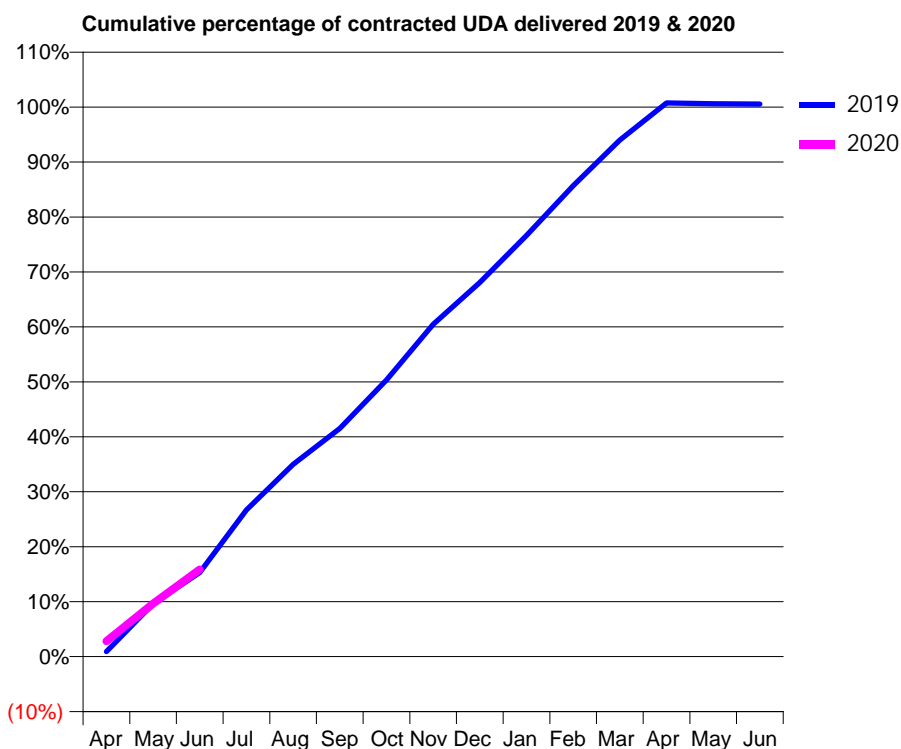
19/20 Contracted general activity (UDA)	38,126
Carry forward general activity (UDA)	0
19/20 Contracted orthodontic activity (UOA)	0
Carry forward orthodontic activity (UOA)	0
Baseline contract value	£1,023,594.46

ACCESS*

Patients seen in 24 months	Total	Change since previous quarter
Quarter ending June 2018	13,009	
Quarter ending September 2018	13,177	→
Quarter ending December 2018	13,301	→
Quarter ending March 2019	13,304	→
Quarter ending June 2019	13,393	→
Variance since June 2018	3.0%	↑



ACTIVITY



Month	Adjusted Scheduled Activity (UDA)	
	2019	2020
April	344	1,075
May	3,671	3,673
June	5,837	6,043
July	10,174	
August	13,342	
September	15,824	
October	19,194	
November	23,064	
December	25,952	
January	29,223	
February	32,669	
March	35,841	
April	38,408	
May	38,351	
June	38,338	

QUALITY

	Quantity	Base Number	Contract	AT	Region	England
% of FP17s for the same patient ID Re-attending within 3 months - Children	30	856	3.5%	8.6%	10.6%	11.4%
% of FP17s for the same patient ID Re-attending within 3 months - Adults	236	3,099	7.6%	13.5%	15.2%	15.4%
% of FP17s for the same patient ID Re-attending between 3 & 9 months - Children	573	856	66.9%	61.2%	62.3%	59.8%
% of FP17s for the same patient ID Re-attending between 3 & 9 months - Adults	1,631	3,099	52.6%	52.3%	53.3%	52.1%
% of FP17s for Band 1 Urgent Courses	99	2,853	3.5%	10.0%	9.7%	9.2%
% of FP17s Relating to Free Repair or Replacements	9	2,853	0.3%	0.9%	0.6%	0.7%
% of FP17s Relating to Continuations	13	2,853	0.5%	0.9%	0.8%	0.8%
% of Patients satisfied with the dentistry they have received	10	10	100.0%	94.0%	93.4%	93.4%
% of Patients satisfied with the time they had to wait for an appointment	8	10	80.0%	85.7%	86.8%	87.6%

* This is based on patients treated on this contract for their most recent course of treatment. Figures in italics indicate the base number of FP17s or Patient Questionnaire responses are less than 100. N/A is shown where the base number of responses is less than 10 during the period. % is calculated as Quantity/Base number*100

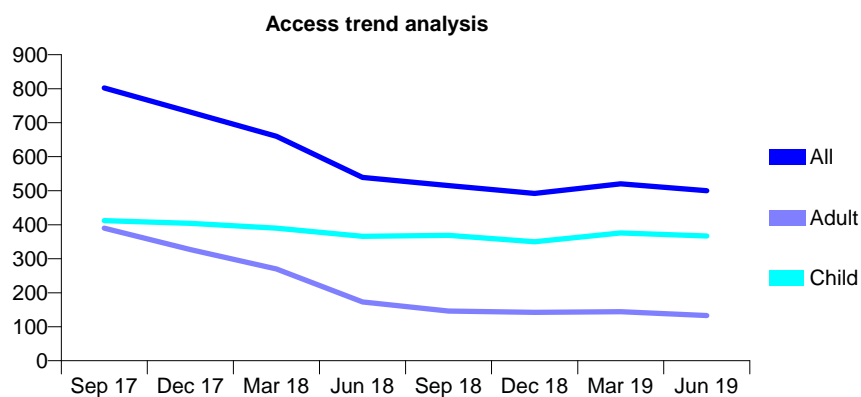
Q66 - Vital Signs At a Glance Contract Report for 116629/0001 - June 2019

Name or company name	Olivelle Holdings Limited
Contract type name	GDS Contract
Purpose of contract	General
Contract start date	01/04/2011
Contract end date	

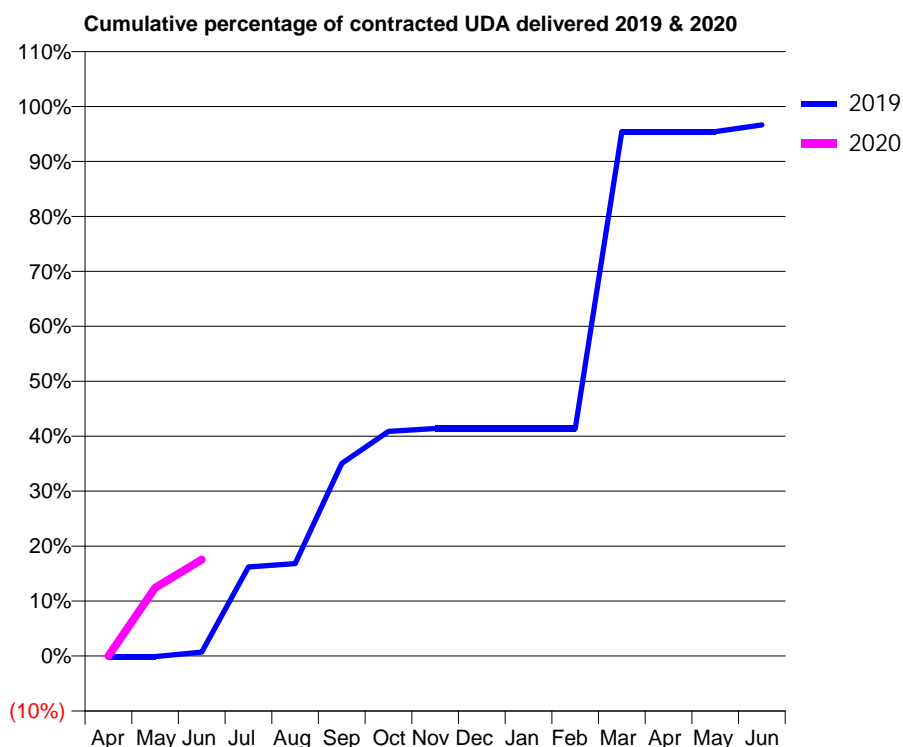
19/20 Contracted general activity (UDA)	1,000
Carry forward general activity (UDA)	0
19/20 Contracted orthodontic activity (UOA)	0
Carry forward orthodontic activity (UOA)	0
Baseline contract value	£29,870.55

ACCESS*

Patients seen in 24 months	Total	Change since previous quarter
Quarter ending June 2018	539	
Quarter ending September 2018	515	↓
Quarter ending December 2018	492	↓
Quarter ending March 2019	520	↑
Quarter ending June 2019	500	↓
Variance since June 2018	(7.2%)	↓



ACTIVITY



Month	Adjusted Scheduled Activity (UDA)	
	2019	2020
April	-1	0
May	-1	124
June	7	176
July	162	
August	168	
September	351	
October	409	
November	414	
December	414	
January	414	
February	414	
March	954	
April	954	
May	954	
June	966	

QUALITY

	Quantity	Base Number	Contract	AT	Region	England
% of FP17s for the same patient ID Re-attending within 3 months - Children	5	132	3.8%	8.6%	10.6%	11.4%
% of FP17s for the same patient ID Re-attending within 3 months - Adults	1	22	4.5%	13.5%	15.2%	15.4%
% of FP17s for the same patient ID Re-attending between 3 & 9 months - Children	103	132	78.0%	61.2%	62.3%	59.8%
% of FP17s for the same patient ID Re-attending between 3 & 9 months - Adults	11	22	50.0%	52.3%	53.3%	52.1%
% of FP17s for Band 1 Urgent Courses	3	140	2.1%	10.0%	9.7%	9.2%
% of FP17s Relating to Free Repair or Replacements	0	140	0.0%	0.9%	0.6%	0.7%
% of FP17s Relating to Continuations	0	140	0.0%	0.9%	0.8%	0.8%
% of Patients satisfied with the dentistry they have received	0	0	N/A	94.0%	93.4%	93.4%
% of Patients satisfied with the time they had to wait for an appointment	0	0	N/A	85.7%	86.8%	87.6%

* This is based on patients treated on this contract for their most recent course of treatment. Figures in italics indicate the base number of FP17s or Patient Questionnaire responses are less than 100. N/A is shown where the base number of responses is less than 10 during the period. % is calculated as Quantity/Base number*100

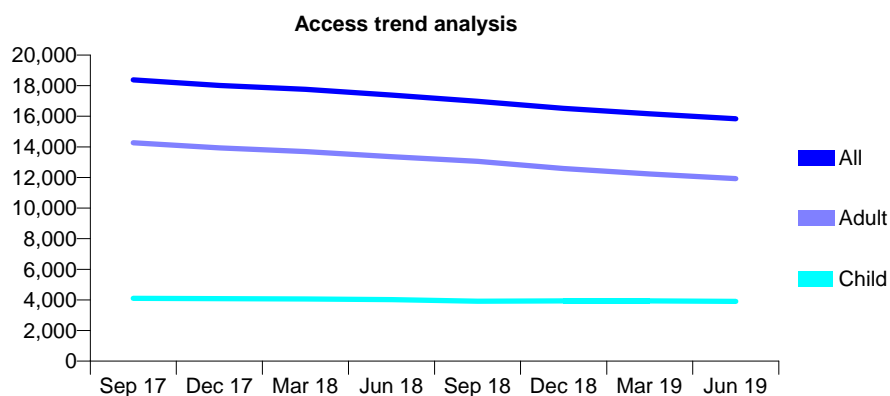
Q66 - Vital Signs At a Glance Contract Report for 118370/0001 - June 2019

Name or company name	Mainstone Health Ltd
Contract type name	GDS Contract
Purpose of contract	General
Contract start date	01/04/2008
Contract end date	

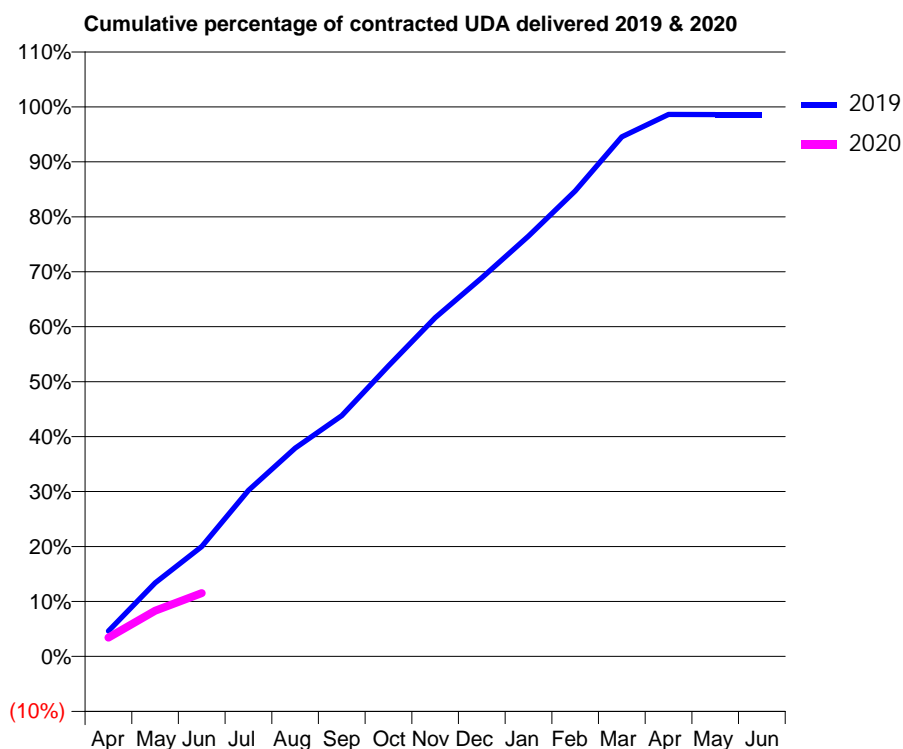
19/20 Contracted general activity (UDA)	52,550
Carry forward general activity (UDA)	0
19/20 Contracted orthodontic activity (UOA)	0
Carry forward orthodontic activity (UOA)	0
Baseline contract value	£1,432,157.21

ACCESS*

Patients seen in 24 months	Total	Change since previous quarter
Quarter ending June 2018	17,383	
Quarter ending September 2018	16,982	↓
Quarter ending December 2018	16,522	↓
Quarter ending March 2019	16,165	↓
Quarter ending June 2019	15,836	↓
Variance since June 2018	(8.9%)	↓



ACTIVITY



Adjusted Scheduled Activity (UDA)		
Month	2019	2020
April	1,587	1,804
May	4,596	4,373
June	6,867	6,055
July	10,382	
August	13,025	
September	15,049	
October	18,159	
November	21,165	
December	23,659	
January	26,269	
February	29,094	
March	32,480	
April	33,878	
May	33,860	
June	33,862	

QUALITY

	Quantity	Base Number	Contract	AT	Region	England
% of FP17s for the same patient ID Re-attending within 3 months - Children	47	1,210	3.9%	8.6%	10.6%	11.4%
% of FP17s for the same patient ID Re-attending within 3 months - Adults	182	2,639	6.9%	13.5%	15.2%	15.4%
% of FP17s for the same patient ID Re-attending between 3 & 9 months - Children	602	1,210	49.8%	61.2%	62.3%	59.8%
% of FP17s for the same patient ID Re-attending between 3 & 9 months - Adults	689	2,639	26.1%	52.3%	53.3%	52.1%
% of FP17s for Band 1 Urgent Courses	169	3,237	5.2%	10.0%	9.7%	9.2%
% of FP17s Relating to Free Repair or Replacements	22	3,237	0.7%	0.9%	0.6%	0.7%
% of FP17s Relating to Continuations	33	3,237	1.0%	0.9%	0.8%	0.8%
% of Patients satisfied with the dentistry they have received	14	17	82.4%	94.0%	93.4%	93.4%
% of Patients satisfied with the time they had to wait for an appointment	14	17	82.4%	85.7%	86.8%	87.6%

* This is based on patients treated on this contract for their most recent course of treatment. Figures in italics indicate the base number of FP17s or Patient Questionnaire responses are less than 100. N/A is shown where the base number of responses is less than 10 during the period. % is calculated as Quantity/Base number*100

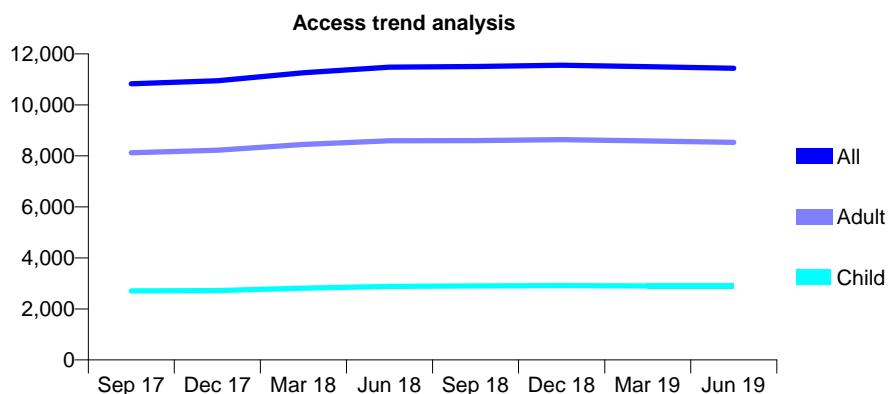
Q66 - Vital Signs At a Glance Contract Report for 121037/0001 - June 2019

Name or company name	Pinhoe Dental Centre Limited
Contract type name	GDS Contract
Purpose of contract	General
Contract start date	01/05/2010
Contract end date	

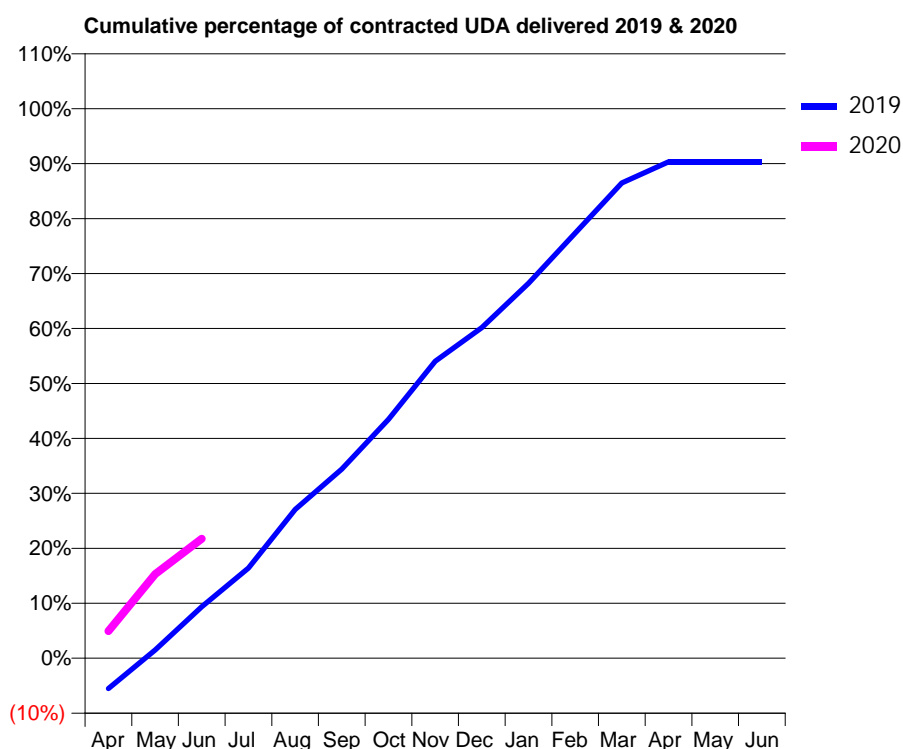
19/20 Contracted general activity (UDA)	28,188
Carry forward general activity (UDA)	0
19/20 Contracted orthodontic activity (UOA)	0
Carry forward orthodontic activity (UOA)	0
Baseline contract value	£1,061,210.74

ACCESS*

Patients seen in 24 months	Total	Change since previous quarter
Quarter ending June 2018	11,479	
Quarter ending September 2018	11,506	→
Quarter ending December 2018	11,552	→
Quarter ending March 2019	11,496	→
Quarter ending June 2019	11,435	→
Variance since June 2018	(0.4%)	→



ACTIVITY



Month	2019	2020
April	-1,783	1,395
May	477	4,314
June	3,010	6,123
July	5,274	
August	8,703	
September	11,053	
October	13,974	
November	17,367	
December	19,331	
January	21,928	
February	24,867	
March	27,792	
April	29,024	
May	29,024	
June	29,038	

QUALITY

	Quantity	Base Number	Contract	AT	Region	England
% of FP17s for the same patient ID Re-attending within 3 months - Children	55	1,073	5.1%	8.6%	10.6%	11.4%
% of FP17s for the same patient ID Re-attending within 3 months - Adults	350	2,703	12.9%	13.5%	15.2%	15.4%
% of FP17s for the same patient ID Re-attending between 3 & 9 months - Children	747	1,073	69.6%	61.2%	62.3%	59.8%
% of FP17s for the same patient ID Re-attending between 3 & 9 months - Adults	1,491	2,703	55.2%	52.3%	53.3%	52.1%
% of FP17s for Band 1 Urgent Courses	307	3,180	9.7%	10.0%	9.7%	9.2%
% of FP17s Relating to Free Repair or Replacements	14	3,180	0.4%	0.9%	0.6%	0.7%
% of FP17s Relating to Continuations	17	3,180	0.5%	0.9%	0.8%	0.8%
% of Patients satisfied with the dentistry they have received	3	3	N/A	94.0%	93.4%	93.4%
% of Patients satisfied with the time they had to wait for an appointment	3	3	N/A	85.7%	86.8%	87.6%

* This is based on patients treated on this contract for their most recent course of treatment.

Figures in italics indicate the base number of FP17s or Patient Questionnaire responses are less than 100. N/A is shown where the base number of responses is less than 10 during the period. % is calculated as Quantity/Base number*100

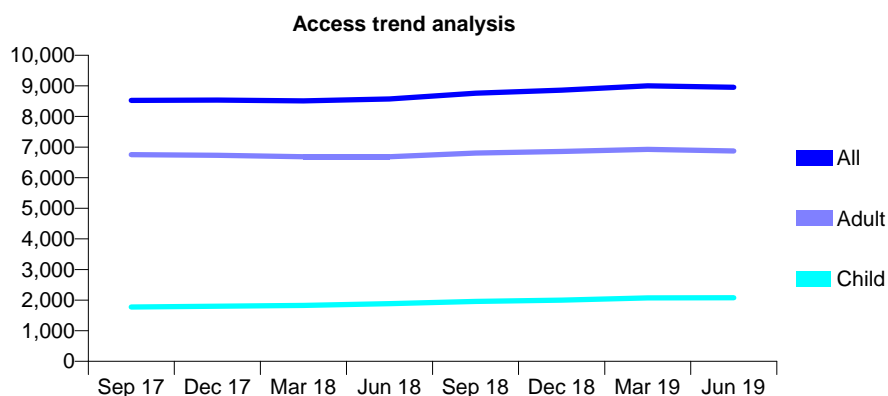
Q66 - Vital Signs At a Glance Contract Report for 121231/0001 - June 2019

Name or company name	Wadebridge Dental Care LTD
Contract type name	GDS Contract
Purpose of contract	General
Contract start date	05/11/2012
Contract end date	

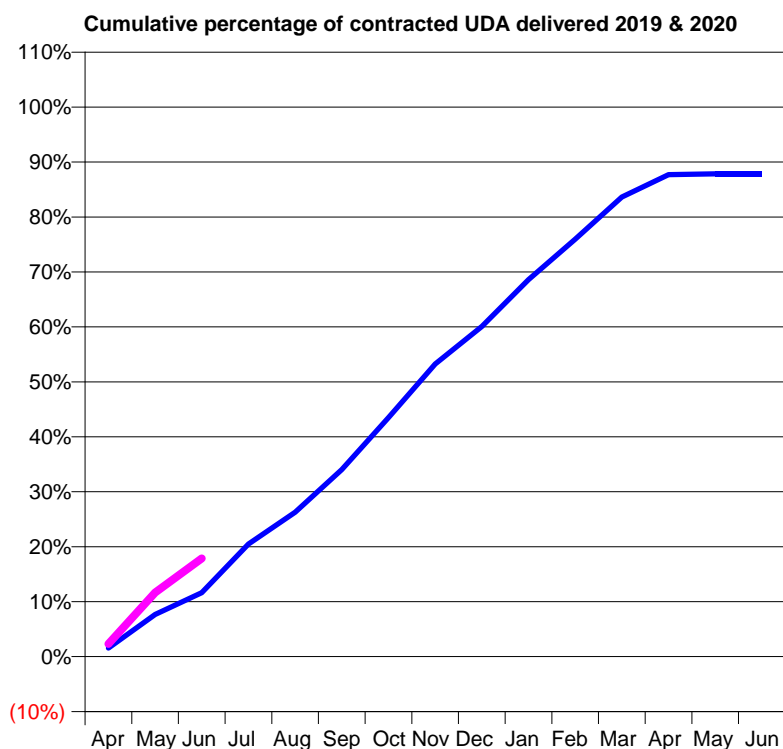
19/20 Contracted general activity (UDA)	30,000
Carry forward general activity (UDA)	0
19/20 Contracted orthodontic activity (UOA)	0
Carry forward orthodontic activity (UOA)	0
Baseline contract value	£802,012.97

ACCESS*

Patients seen in 24 months	Total	Change since previous quarter
Quarter ending June 2018	8,571	
Quarter ending September 2018	8,760	↑
Quarter ending December 2018	8,860	→
Quarter ending March 2019	9,000	→
Quarter ending June 2019	8,954	→
Variance since June 2018	4.5%	↑



ACTIVITY



Month	Adjusted Scheduled Activity (UDA)	
	2019	2020
April	511	694
May	2,526	3,497
June	3,823	5,361
July	6,733	
August	8,638	
September	11,189	
October	14,295	
November	17,503	
December	19,743	
January	22,541	
February	24,971	
March	27,482	
April	28,825	
May	28,871	
June	28,866	

QUALITY

	Quantity	Base Number	Contract	AT	Region	England
% of FP17s for the same patient ID Re-attending within 3 months - Children	59	877	6.7%	8.6%	10.6%	11.4%
% of FP17s for the same patient ID Re-attending within 3 months - Adults	437	2,652	16.5%	13.5%	15.2%	15.4%
% of FP17s for the same patient ID Re-attending between 3 & 9 months - Children	692	877	78.9%	61.2%	62.3%	59.8%
% of FP17s for the same patient ID Re-attending between 3 & 9 months - Adults	1,772	2,652	66.8%	52.3%	53.3%	52.1%
% of FP17s for Band 1 Urgent Courses	245	2,873	8.5%	10.0%	9.7%	9.2%
% of FP17s Relating to Free Repair or Replacements	29	2,873	1.0%	0.9%	0.6%	0.7%
% of FP17s Relating to Continuations	64	2,873	2.2%	0.9%	0.8%	0.8%
% of Patients satisfied with the dentistry they have received	7	7	N/A	94.0%	93.4%	93.4%
% of Patients satisfied with the time they had to wait for an appointment	7	7	N/A	85.7%	86.8%	87.6%

* This is based on patients treated on this contract for their most recent course of treatment. Figures in italics indicate the base number of FP17s or Patient Questionnaire responses are less than 100. N/A is shown where the base number of responses is less than 10 during the period. % is calculated as Quantity/Base number*100

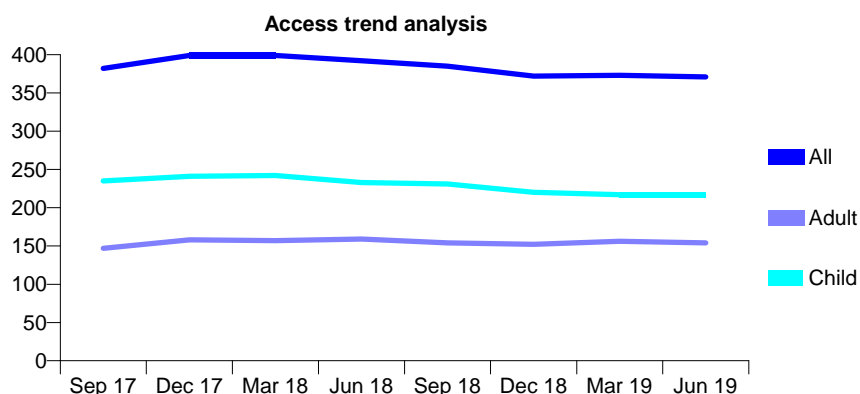
Q66 - Vital Signs At a Glance Contract Report for 122548/0001 - June 2019

Name or company name	Juliette Moor
Contract type name	GDS Contract
Purpose of contract	General
Contract start date	01/01/2016
Contract end date	

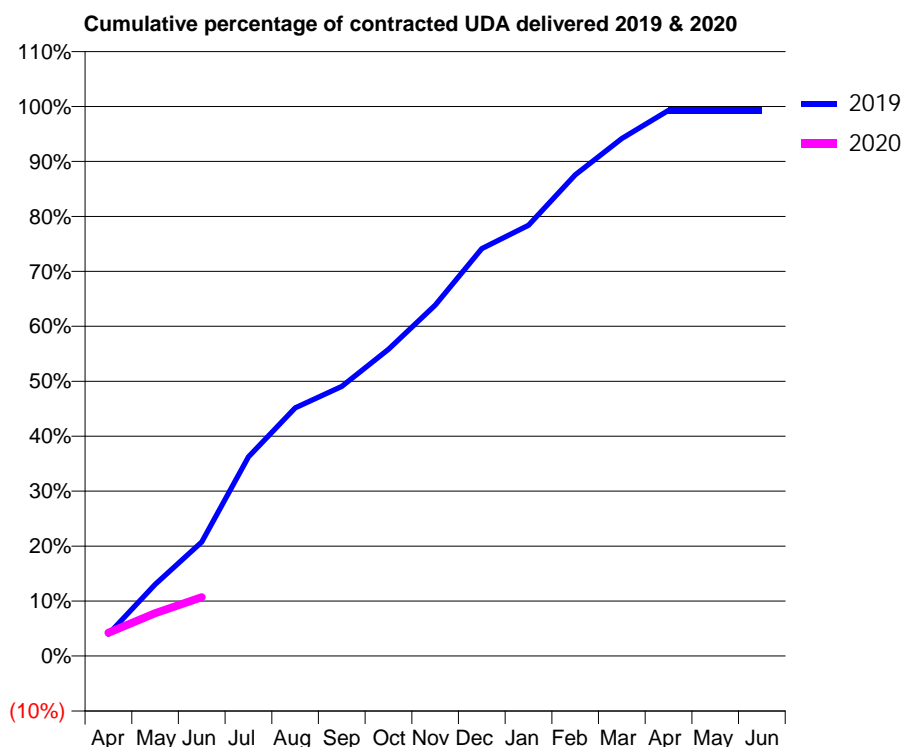
19/20 Contracted general activity (UDA)	1,298
Carry forward general activity (UDA)	0
19/20 Contracted orthodontic activity (UOA)	0
Carry forward orthodontic activity (UOA)	0
Baseline contract value	£28,862.96

ACCESS*

Patients seen in 24 months	Total	Change since previous quarter
Quarter ending June 2018	392	
Quarter ending September 2018	385	↓
Quarter ending December 2018	372	↓
Quarter ending March 2019	373	→
Quarter ending June 2019	371	→
Variance since June 2018	(5.4%)	↓



ACTIVITY



Month	Adjusted Scheduled Activity (UDA)	
	2019	2020
April	32	55
May	104	101
June	166	139
July	290	
August	361	
September	392	
October	447	
November	511	
December	593	
January	627	
February	700	
March	753	
April	794	
May	794	
June	794	

QUALITY

	Quantity	Base Number	Contract	AT	Region	England
% of FP17s for the same patient ID Re-attending within 3 months - Children	3	76	3.9%	8.6%	10.6%	11.4%
% of FP17s for the same patient ID Re-attending within 3 months - Adults	2	43	4.7%	13.5%	15.2%	15.4%
% of FP17s for the same patient ID Re-attending between 3 & 9 months - Children	50	76	65.8%	61.2%	62.3%	59.8%
% of FP17s for the same patient ID Re-attending between 3 & 9 months - Adults	27	43	62.8%	52.3%	53.3%	52.1%
% of FP17s for Band 1 Urgent Courses	5	96	5.2%	10.0%	9.7%	9.2%
% of FP17s Relating to Free Repair or Replacements	0	96	0.0%	0.9%	0.6%	0.7%
% of FP17s Relating to Continuations	0	96	0.0%	0.9%	0.8%	0.8%
% of Patients satisfied with the dentistry they have received	0	0	N/A	94.0%	93.4%	93.4%
% of Patients satisfied with the time they had to wait for an appointment	0	0	N/A	85.7%	86.8%	87.6%

* This is based on patients treated on this contract for their most recent course of treatment. Figures in italics indicate the base number of FP17s or Patient Questionnaire responses are less than 100. N/A is shown where the base number of responses is less than 10 during the period. % is calculated as Quantity/Base number*100

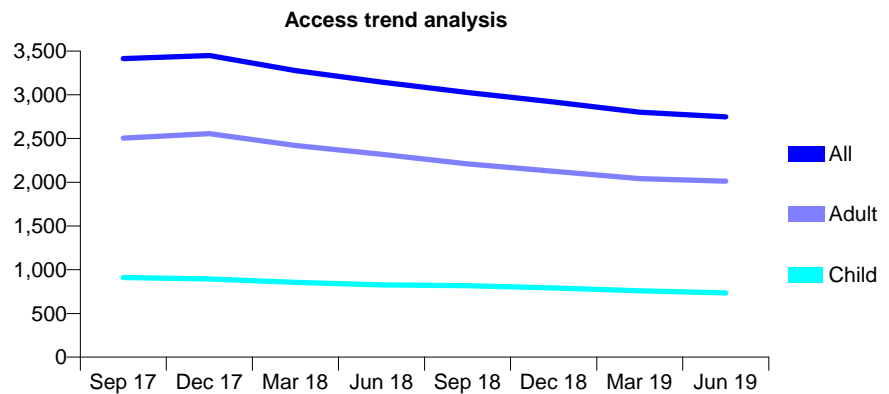
Q66 - Vital Signs At a Glance Contract Report for 124362/0001 - June 2019

Name or company name	Dental Dimensions
Contract type name	GDS Contract
Purpose of contract	General
Contract start date	01/02/2009
Contract end date	

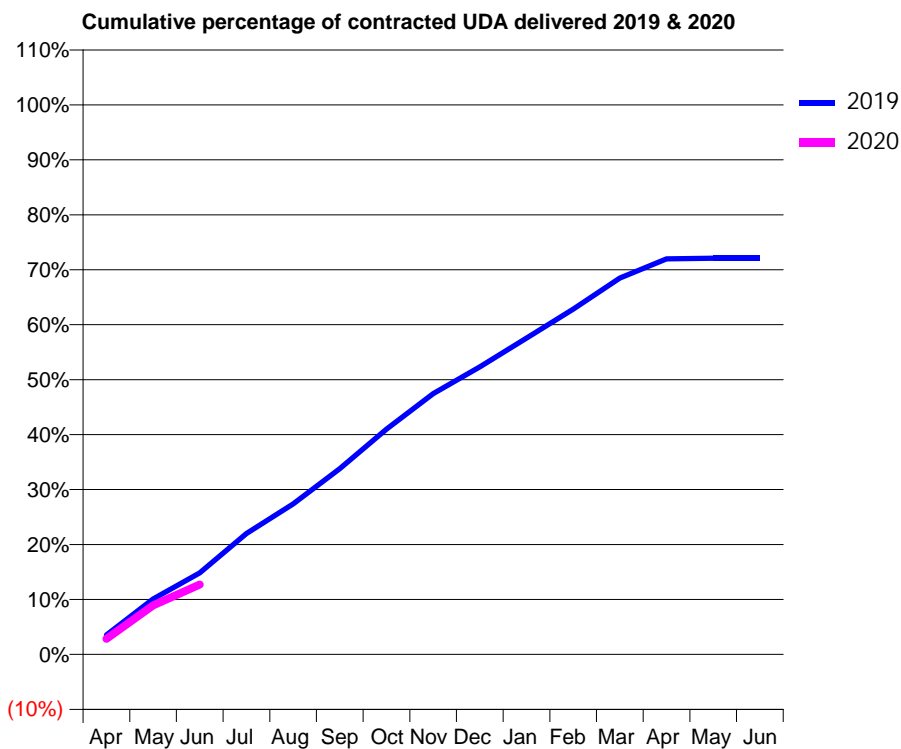
19/20 Contracted general activity (UDA)	15,000
Carry forward general activity (UDA)	0
19/20 Contracted orthodontic activity (UOA)	0
Carry forward orthodontic activity (UOA)	0
Baseline contract value	£367,105.32

ACCESS*

Patients seen in 24 months	Total	Change since previous quarter
Quarter ending June 2018	3,145	
Quarter ending September 2018	3,027	↓
Quarter ending December 2018	2,918	↓
Quarter ending March 2019	2,801	↓
Quarter ending June 2019	2,747	↓
Variance since June 2018	(12.7%)	↓



ACTIVITY



Month	Adjusted Scheduled Activity (UDA)	
	2019	2020
April	532	429
May	1,512	1,339
June	2,226	1,909
July	3,299	
August	4,109	
September	5,070	
October	6,149	
November	7,118	
December	7,850	
January	8,637	
February	9,427	
March	10,274	
April	10,797	
May	10,814	
June	10,813	

QUALITY

	Quantity	Base Number	Contract	AT	Region	England
% of FP17s for the same patient ID Re-attending within 3 months - Children	18	258	7.0%	8.6%	10.6%	11.4%
% of FP17s for the same patient ID Re-attending within 3 months - Adults	195	758	25.7%	13.5%	15.2%	15.4%
% of FP17s for the same patient ID Re-attending between 3 & 9 months - Children	183	258	70.9%	61.2%	62.3%	59.8%
% of FP17s for the same patient ID Re-attending between 3 & 9 months - Adults	418	758	55.1%	52.3%	53.3%	52.1%
% of FP17s for Band 1 Urgent Courses	54	833	6.5%	10.0%	9.7%	9.2%
% of FP17s Relating to Free Repair or Replacements	1	833	0.1%	0.9%	0.6%	0.7%
% of FP17s Relating to Continuations	37	833	4.4%	0.9%	0.8%	0.8%
% of Patients satisfied with the dentistry they have received	2	2	N/A	94.0%	93.4%	93.4%
% of Patients satisfied with the time they had to wait for an appointment	2	2	N/A	85.7%	86.8%	87.6%

* This is based on patients treated on this contract for their most recent course of treatment. Figures in italics indicate the base number of FP17s or Patient Questionnaire responses are less than 100. N/A is shown where the base number of responses is less than 10 during the period. % is calculated as Quantity/Base number*100

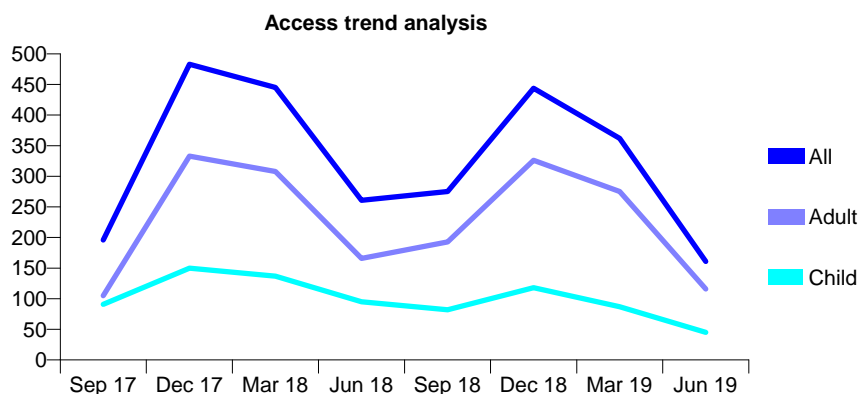
Q66 - Vital Signs At a Glance Contract Report for 125776/0009 - June 2019

Name or company name	Apex Dental Care Ltd
Contract type name	GDS Contract
Purpose of contract	General
Contract start date	01/08/2010
Contract end date	

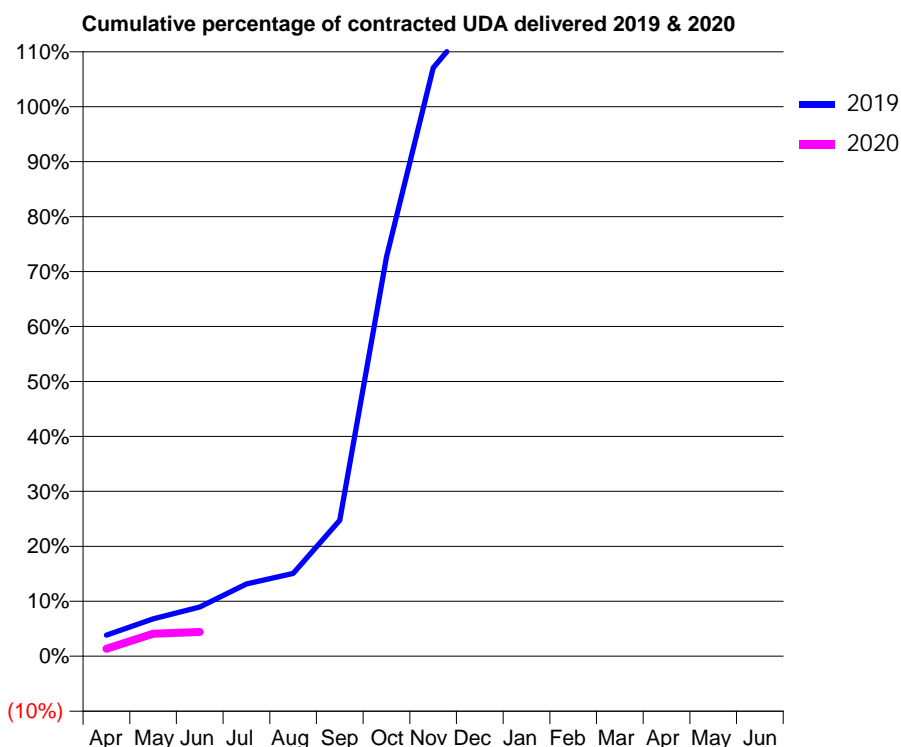
19/20 Contracted general activity (UDA)	882
Carry forward general activity (UDA)	0
19/20 Contracted orthodontic activity (UOA)	0
Carry forward orthodontic activity (UOA)	0
Baseline contract value	£21,371.43

ACCESS*

Patients seen in 24 months	Total	Change since previous quarter
Quarter ending June 2018	261	
Quarter ending September 2018	275	↑
Quarter ending December 2018	444	↑
Quarter ending March 2019	362	↓
Quarter ending June 2019	161	↓
Variance since June 2018	(38.3%)	↓



ACTIVITY



Adjusted Scheduled Activity (UDA)		
Month	2019	2020
April	34	12
May	60	36
June	79	39
July	116	
August	133	
September	218	
October	641	
November	944	
December	1,032	
January	1,050	
February	1,065	
March	1,078	
April	1,078	
May	1,078	
June	1,078	

QUALITY

	Quantity	Base Number	Contract	AT	Region	England
% of FP17s for the same patient ID Re-attending within 3 months - Children	0	0	N/A	8.6%	10.6%	11.4%
% of FP17s for the same patient ID Re-attending within 3 months - Adults	1	4	25.0%	13.5%	15.2%	15.4%
% of FP17s for the same patient ID Re-attending between 3 & 9 months - Children	0	0	N/A	61.2%	62.3%	59.8%
% of FP17s for the same patient ID Re-attending between 3 & 9 months - Adults	0	4	0.0%	52.3%	53.3%	52.1%
% of FP17s for Band 1 Urgent Courses	0	4	0.0%	10.0%	9.7%	9.2%
% of FP17s Relating to Free Repair or Replacements	2	4	50.0%	0.9%	0.6%	0.7%
% of FP17s Relating to Continuations	0	4	0.0%	0.9%	0.8%	0.8%
% of Patients satisfied with the dentistry they have received	0	0	N/A	94.0%	93.4%	93.4%
% of Patients satisfied with the time they had to wait for an appointment	0	0	N/A	85.7%	86.8%	87.6%

* This is based on patients treated on this contract for their most recent course of treatment.

Figures in italics indicate the base number of FP17s or Patient Questionnaire responses are less than 100. N/A is shown where the base number of responses is less than 10 during the period. % is calculated as Quantity/Base number*100

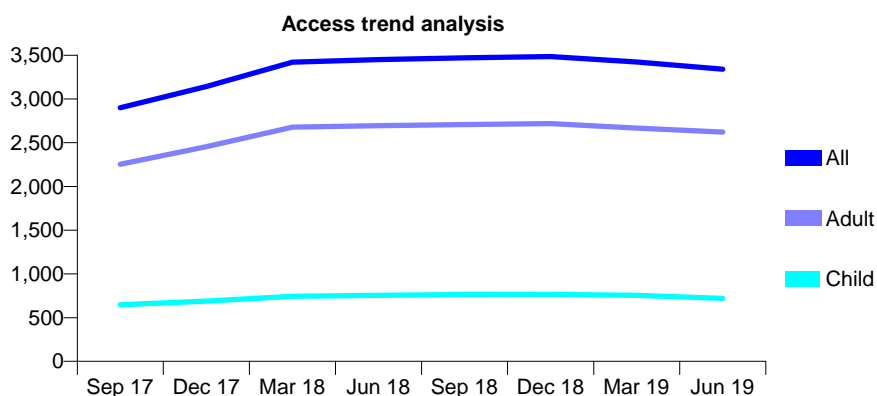
Q66 - Vital Signs At a Glance Contract Report for 126713/0001 - June 2019

Name or company name	CASTLE HILL DENTAL PRACTICE LIMITE
Contract type name	GDS Contract
Purpose of contract	General
Contract start date	01/04/2011
Contract end date	

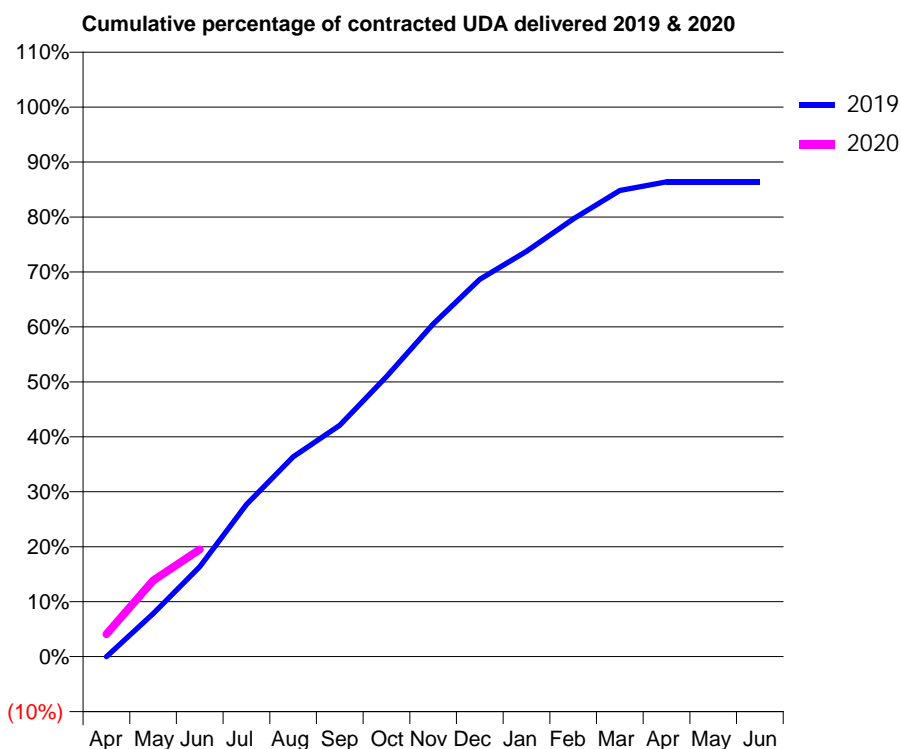
19/20 Contracted general activity (UDA)	10,118
Carry forward general activity (UDA)	0
19/20 Contracted orthodontic activity (UOA)	0
Carry forward orthodontic activity (UOA)	0
Baseline contract value	£277,216.65

ACCESS*

Patients seen in 24 months	Total	Change since previous quarter
Quarter ending June 2018	3,450	
Quarter ending September 2018	3,471	→
Quarter ending December 2018	3,486	→
Quarter ending March 2019	3,423	↓
Quarter ending June 2019	3,341	↓
Variance since June 2018	(3.2%)	↓



ACTIVITY



Month	Adjusted Scheduled Activity (UDA)	
	2019	2020
April	-4	414
May	791	1,400
June	1,656	1,973
July	2,801	
August	3,679	
September	4,258	
October	5,154	
November	6,125	
December	6,947	
January	7,464	
February	8,056	
March	8,583	
April	8,741	
May	8,741	
June	8,741	

QUALITY

	Quantity	Base Number	Contract	AT	Region	England
% of FP17s for the same patient ID Re-attending within 3 months - Children	13	211	6.2%	8.6%	10.6%	11.4%
% of FP17s for the same patient ID Re-attending within 3 months - Adults	106	783	13.5%	13.5%	15.2%	15.4%
% of FP17s for the same patient ID Re-attending between 3 & 9 months - Children	129	211	61.1%	61.2%	62.3%	59.8%
% of FP17s for the same patient ID Re-attending between 3 & 9 months - Adults	457	783	58.4%	52.3%	53.3%	52.1%
% of FP17s for Band 1 Urgent Courses	78	897	8.7%	10.0%	9.7%	9.2%
% of FP17s Relating to Free Repair or Replacements	7	897	0.8%	0.9%	0.6%	0.7%
% of FP17s Relating to Continuations	8	897	0.9%	0.9%	0.8%	0.8%
% of Patients satisfied with the dentistry they have received	3	3	N/A	94.0%	93.4%	93.4%
% of Patients satisfied with the time they had to wait for an appointment	3	3	N/A	85.7%	86.8%	87.6%

* This is based on patients treated on this contract for their most recent course of treatment. Figures in italics indicate the base number of FP17s or Patient Questionnaire responses are less than 100. N/A is shown where the base number of responses is less than 10 during the period. % is calculated as Quantity/Base number*100

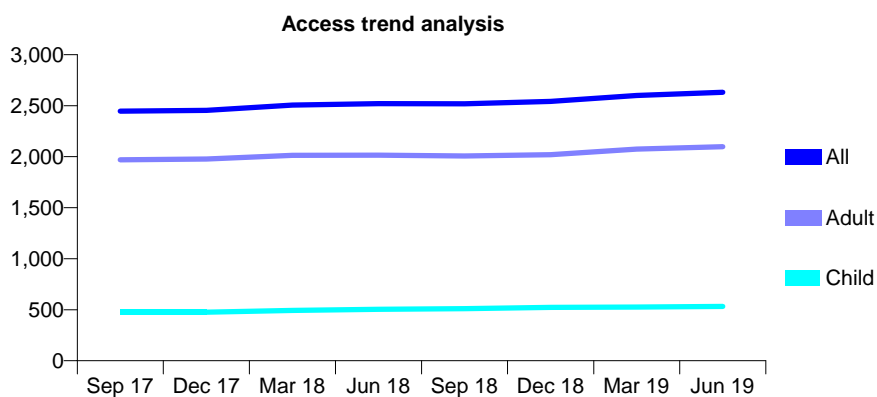
Q66 - Vital Signs At a Glance Contract Report for 127329/0001 - June 2019

Name or company name	Diplomat Devon Ltd
Contract type name	GDS Contract
Purpose of contract	General
Contract start date	06/12/2010
Contract end date	

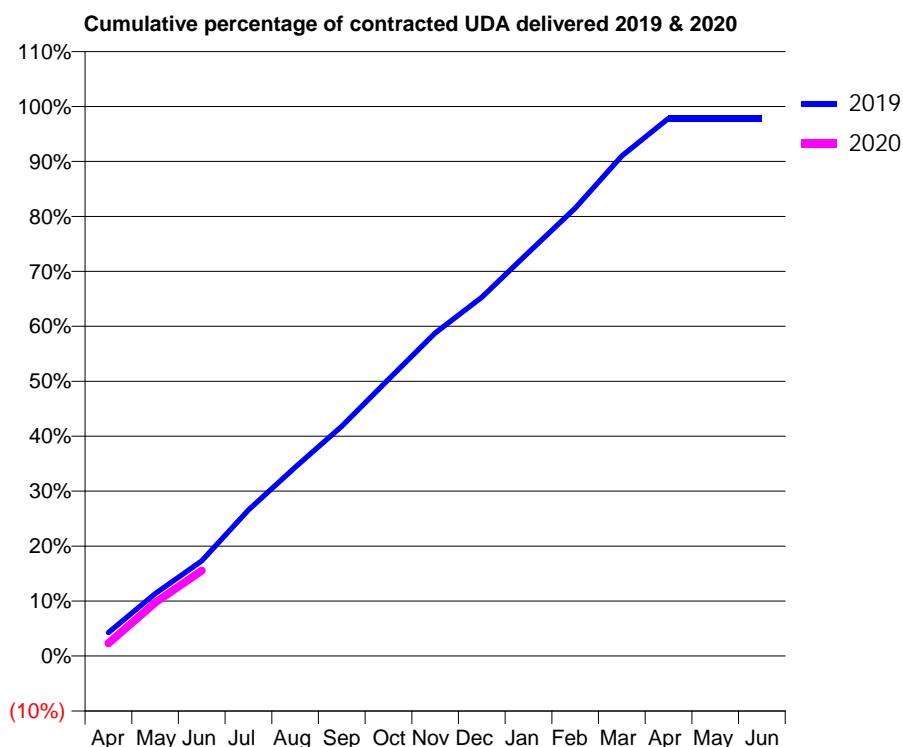
19/20 Contracted general activity (UDA)	9,000
Carry forward general activity (UDA)	0
19/20 Contracted orthodontic activity (UOA)	0
Carry forward orthodontic activity (UOA)	0
Baseline contract value	£237,644.34

ACCESS*

Patients seen in 24 months	Total	Change since previous quarter
Quarter ending June 2018	2,519	
Quarter ending September 2018	2,518	→
Quarter ending December 2018	2,542	→
Quarter ending March 2019	2,601	↑
Quarter ending June 2019	2,631	→
Variance since June 2018	4.4%	↑



ACTIVITY



Month	Adjusted Scheduled Activity (UDA)	
	2019	2020
April	384	209
May	1,021	874
June	1,558	1,399
July	2,392	
August	3,090	
September	3,762	
October	4,530	
November	5,290	
December	5,876	
January	6,607	
February	7,335	
March	8,189	
April	8,806	
May	8,806	
June	8,806	

QUALITY

	Quantity	Base Number	Contract	AT	Region	England
% of FP17s for the same patient ID Re-attending within 3 months - Children	10	186	5.4%	8.6%	10.6%	11.4%
% of FP17s for the same patient ID Re-attending within 3 months - Adults	123	800	15.4%	13.5%	15.2%	15.4%
% of FP17s for the same patient ID Re-attending between 3 & 9 months - Children	114	186	61.3%	61.2%	62.3%	59.8%
% of FP17s for the same patient ID Re-attending between 3 & 9 months - Adults	489	800	61.1%	52.3%	53.3%	52.1%
% of FP17s for Band 1 Urgent Courses	56	805	7.0%	10.0%	9.7%	9.2%
% of FP17s Relating to Free Repair or Replacements	5	805	0.6%	0.9%	0.6%	0.7%
% of FP17s Relating to Continuations	11	805	1.4%	0.9%	0.8%	0.8%
% of Patients satisfied with the dentistry they have received	2	2	N/A	94.0%	93.4%	93.4%
% of Patients satisfied with the time they had to wait for an appointment	2	2	N/A	85.7%	86.8%	87.6%

* This is based on patients treated on this contract for their most recent course of treatment. Figures in italics indicate the base number of FP17s or Patient Questionnaire responses are less than 100. N/A is shown where the base number of responses is less than 10 during the period. % is calculated as Quantity/Base number*100

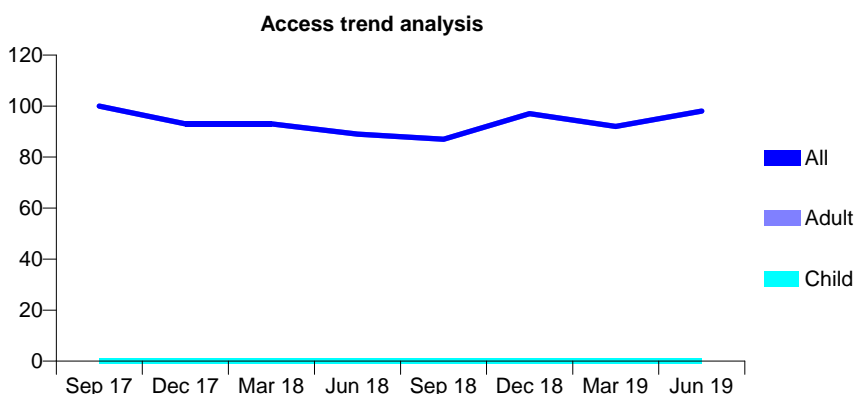
Q66 - Vital Signs At a Glance Contract Report for 127329/0002 - June 2019

Name or company name	Diplomat Devon Ltd
Contract type name	PDS Contract
Purpose of contract	General
Contract start date	01/10/2013
Contract end date	31/03/2022

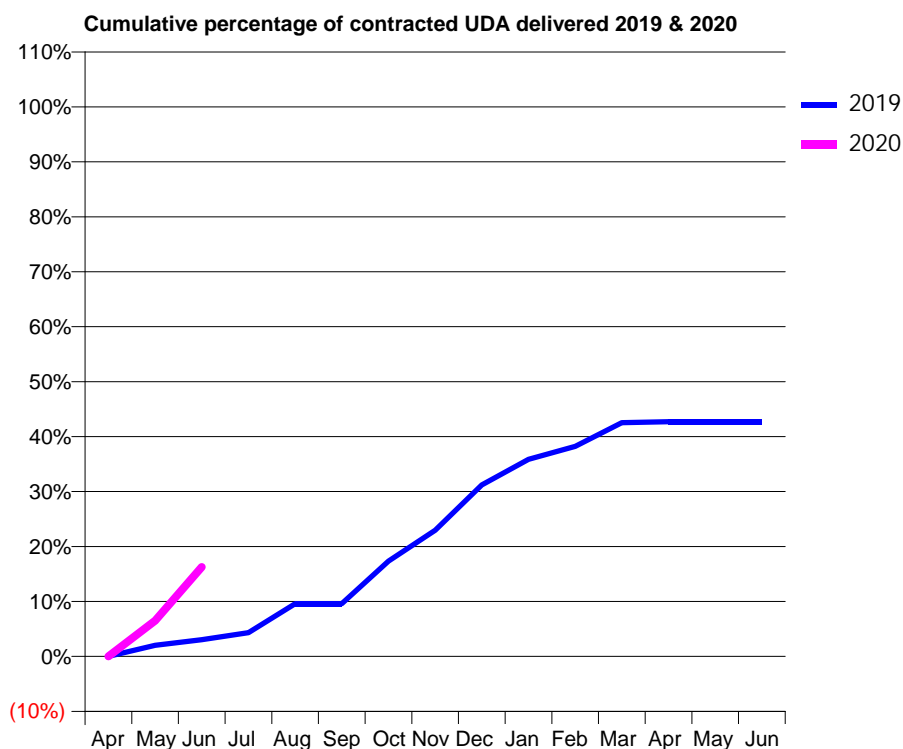
19/20 Contracted general activity (UDA)	540
Carry forward general activity (UDA)	0
19/20 Contracted orthodontic activity (UOA)	0
Carry forward orthodontic activity (UOA)	0
Baseline contract value	£16,043.68

ACCESS*

Patients seen in 24 months	Total	Change since previous quarter
Quarter ending June 2018	89	
Quarter ending September 2018	87	↓
Quarter ending December 2018	97	↑
Quarter ending March 2019	92	↓
Quarter ending June 2019	98	↑
Variance since June 2018	10.1%	↑



ACTIVITY



Month	Adjusted Scheduled Activity (UDA)	
	2019	2020
April	0	0
May	11	35
June	16	88
July	23	
August	52	
September	52	
October	94	
November	124	
December	168	
January	194	
February	206	
March	230	
April	231	
May	231	
June	231	

QUALITY

	Quantity	Base Number	Contract	AT	Region	England
% of FP17s for the same patient ID Re-attending within 3 months - Children	0	0	N/A	8.6%	10.6%	11.4%
% of FP17s for the same patient ID Re-attending within 3 months - Adults	2	23	8.7%	13.5%	15.2%	15.4%
% of FP17s for the same patient ID Re-attending between 3 & 9 months - Children	0	0	N/A	61.2%	62.3%	59.8%
% of FP17s for the same patient ID Re-attending between 3 & 9 months - Adults	9	23	39.1%	52.3%	53.3%	52.1%
% of FP17s for Band 1 Urgent Courses	4	22	18.2%	10.0%	9.7%	9.2%
% of FP17s Relating to Free Repair or Replacements	0	22	0.0%	0.9%	0.6%	0.7%
% of FP17s Relating to Continuations	0	22	0.0%	0.9%	0.8%	0.8%
% of Patients satisfied with the dentistry they have received	0	0	N/A	94.0%	93.4%	93.4%
% of Patients satisfied with the time they had to wait for an appointment	0	0	N/A	85.7%	86.8%	87.6%

* This is based on patients treated on this contract for their most recent course of treatment. Figures in italics indicate the base number of FP17s or Patient Questionnaire responses are less than 100. N/A is shown where the base number of responses is less than 10 during the period. % is calculated as Quantity/Base number*100

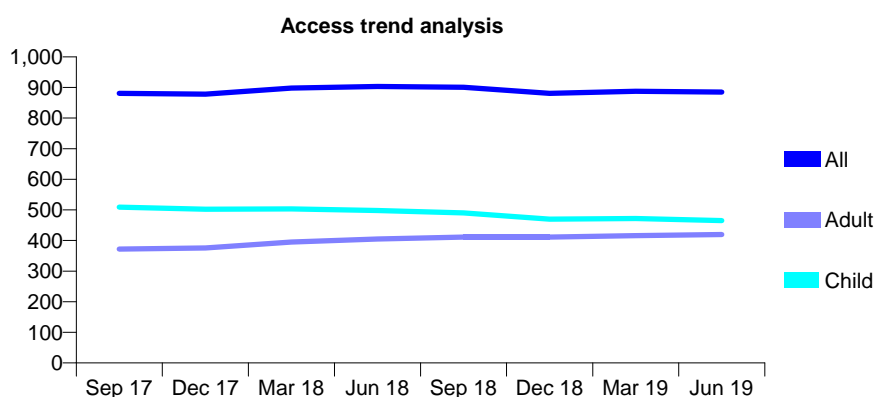
Q66 - Vital Signs At a Glance Contract Report for 127817/0001 - June 2019

Name or company name	Shiphay Dental & Torbay Implant Centre
Contract type name	GDS Contract
Purpose of contract	General
Contract start date	01/06/2014
Contract end date	

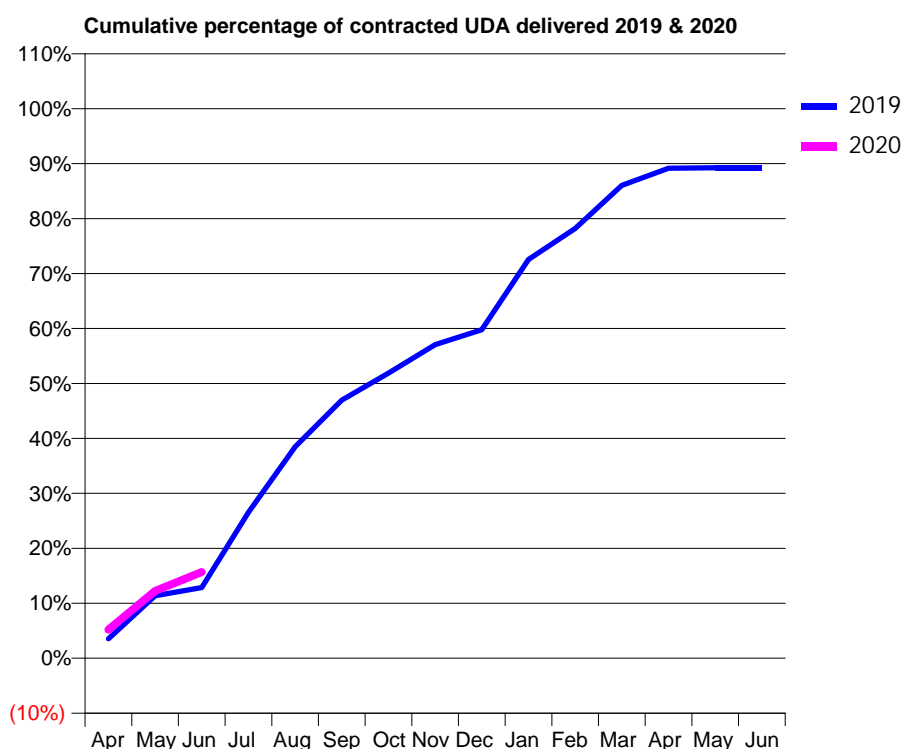
19/20 Contracted general activity (UDA)	2,000
Carry forward general activity (UDA)	0
19/20 Contracted orthodontic activity (UOA)	0
Carry forward orthodontic activity (UOA)	0
Baseline contract value	£48,015.77

ACCESS*

Patients seen in 24 months	Total	Change since previous quarter
Quarter ending June 2018	903	
Quarter ending September 2018	901	→
Quarter ending December 2018	881	↓
Quarter ending March 2019	888	→
Quarter ending June 2019	885	→
Variance since June 2018	(2.0%)	↓



ACTIVITY



Month	2019	2020
April	71	104
May	228	245
June	257	314
July	531	
August	770	
September	939	
October	1,038	
November	1,141	
December	1,196	
January	1,451	
February	1,564	
March	1,721	
April	1,784	
May	1,785	
June	1,785	

QUALITY

	Quantity	Base Number	Contract	AT	Region	England
% of FP17s for the same patient ID Re-attending within 3 months - Children	7	159	4.4%	8.6%	10.6%	11.4%
% of FP17s for the same patient ID Re-attending within 3 months - Adults	6	116	5.2%	13.5%	15.2%	15.4%
% of FP17s for the same patient ID Re-attending between 3 & 9 months - Children	113	159	71.1%	61.2%	62.3%	59.8%
% of FP17s for the same patient ID Re-attending between 3 & 9 months - Adults	71	116	61.2%	52.3%	53.3%	52.1%
% of FP17s for Band 1 Urgent Courses	13	241	5.4%	10.0%	9.7%	9.2%
% of FP17s Relating to Free Repair or Replacements	1	241	0.4%	0.9%	0.6%	0.7%
% of FP17s Relating to Continuations	1	241	0.4%	0.9%	0.8%	0.8%
% of Patients satisfied with the dentistry they have received	0	0	N/A	94.0%	93.4%	93.4%
% of Patients satisfied with the time they had to wait for an appointment	0	0	N/A	85.7%	86.8%	87.6%

* This is based on patients treated on this contract for their most recent course of treatment.

Figures in italics indicate the base number of FP17s or Patient Questionnaire responses are less than 100. N/A is shown where the base number of responses is less than 10 during the period. % is calculated as Quantity/Base number*100

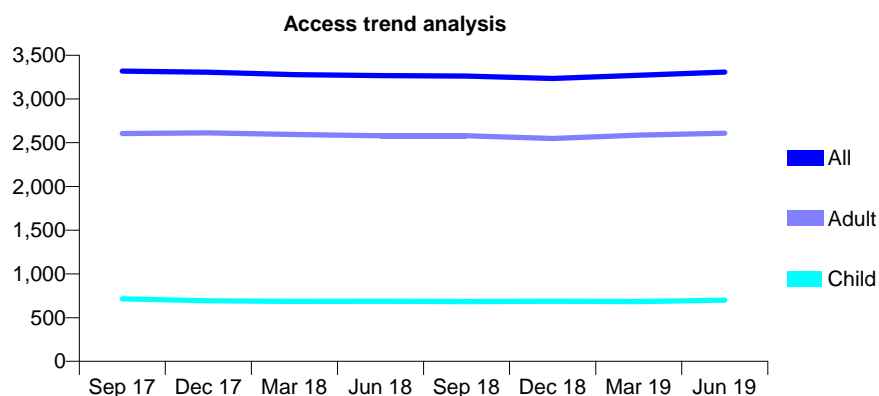
Q66 - Vital Signs At a Glance Contract Report for 129550/0001 - June 2019

Name or company name	Noahs Ark (Fowey) Ltd
Contract type name	Pilot Contract
Purpose of contract	General
Contract start date	01/09/2013
Contract end date	

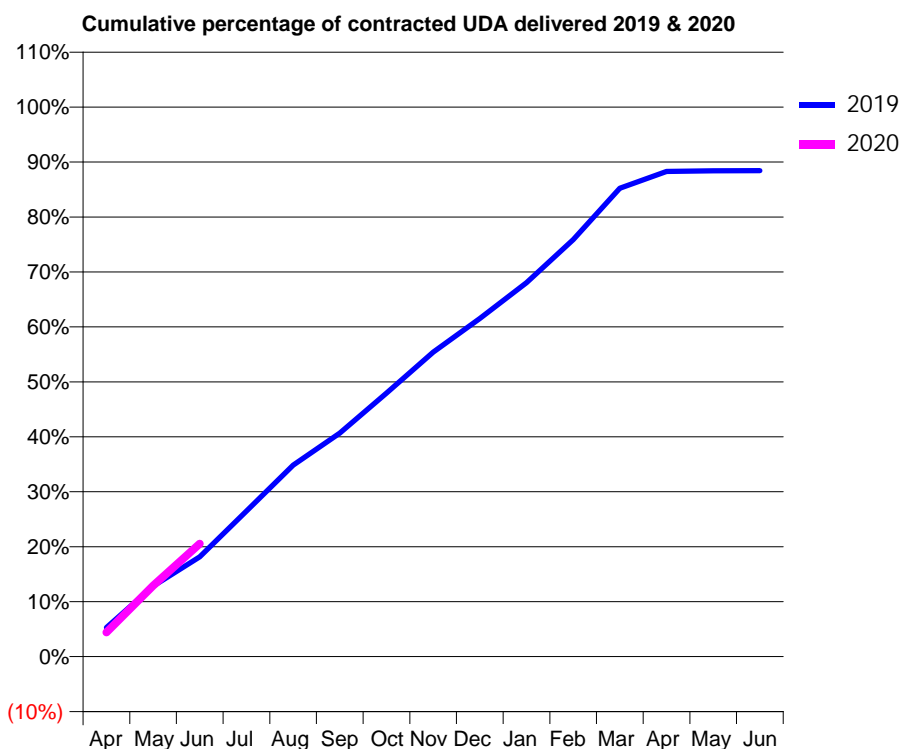
19/20 Contracted general activity (UDA)	8,983
Carry forward general activity (UDA)	0
19/20 Contracted orthodontic activity (UOA)	0
Carry forward orthodontic activity (UOA)	0
Baseline contract value	£246,976.56

ACCESS*

Patients seen in 24 months	Total	Change since previous quarter
Quarter ending June 2018	3,267	
Quarter ending September 2018	3,263	→
Quarter ending December 2018	3,236	→
Quarter ending March 2019	3,272	→
Quarter ending June 2019	3,309	→
Variance since June 2018	1.3%	→



ACTIVITY



Month	Adjusted Scheduled Activity (UDA)	
	2019	2020
April	476	399
May	1,151	1,162
June	1,632	1,846
July	2,379	
August	3,132	
September	3,652	
October	4,306	
November	4,977	
December	5,527	
January	6,114	
February	6,815	
March	7,654	
April	7,933	
May	7,941	
June	7,941	

QUALITY

	Quantity	Base Number	Contract	AT	Region	England
% of FP17s for the same patient ID Re-attending within 3 months - Children	15	242	6.2%	8.6%	10.6%	11.4%
% of FP17s for the same patient ID Re-attending within 3 months - Adults	116	778	14.9%	13.5%	15.2%	15.4%
% of FP17s for the same patient ID Re-attending between 3 & 9 months - Children	143	242	59.1%	61.2%	62.3%	59.8%
% of FP17s for the same patient ID Re-attending between 3 & 9 months - Adults	243	778	31.2%	52.3%	53.3%	52.1%
% of FP17s for Band 1 Urgent Courses	61	861	7.1%	10.0%	9.7%	9.2%
% of FP17s Relating to Free Repair or Replacements	27	861	3.1%	0.9%	0.6%	0.7%
% of FP17s Relating to Continuations	8	861	0.9%	0.9%	0.8%	0.8%
% of Patients satisfied with the dentistry they have received	2	2	N/A	94.0%	93.4%	93.4%
% of Patients satisfied with the time they had to wait for an appointment	2	2	N/A	85.7%	86.8%	87.6%

* This is based on patients treated on this contract for their most recent course of treatment. Figures in italics indicate the base number of FP17s or Patient Questionnaire responses are less than 100. N/A is shown where the base number of responses is less than 10 during the period. % is calculated as Quantity/Base number*100

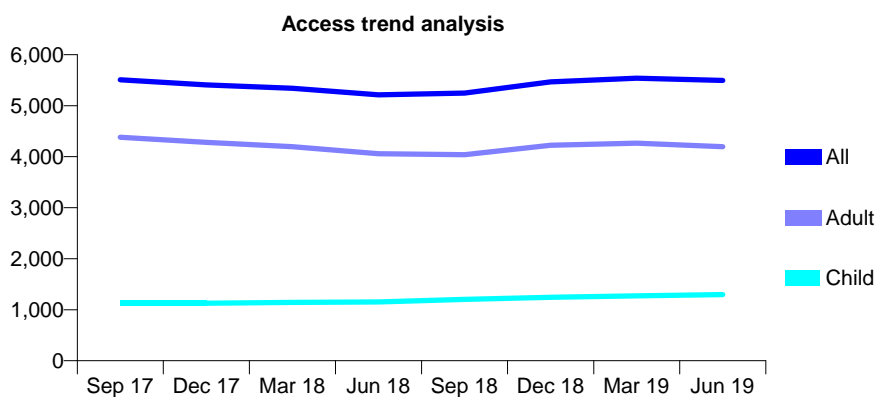
Q66 - Vital Signs At a Glance Contract Report for 129879/0001 - June 2019

Name or company name	Victoria Road Practice Ltd
Contract type name	GDS Contract
Purpose of contract	General
Contract start date	01/04/2009
Contract end date	

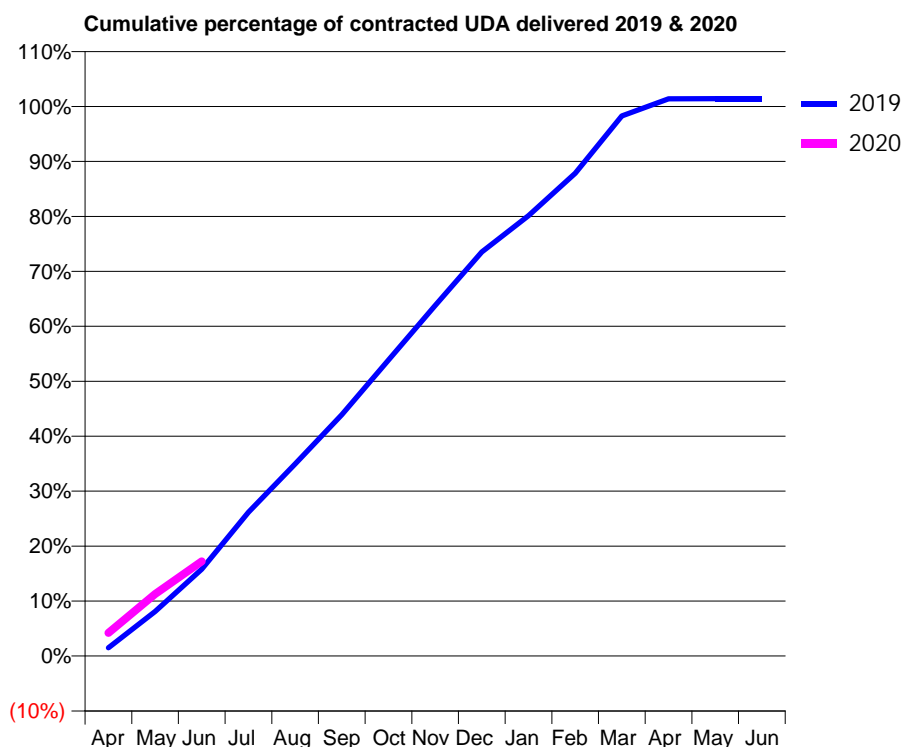
19/20 Contracted general activity (UDA)	16,642
Carry forward general activity (UDA)	0
19/20 Contracted orthodontic activity (UOA)	0
Carry forward orthodontic activity (UOA)	0
Baseline contract value	£455,095.90

ACCESS*

Patients seen in 24 months	Total	Change since previous quarter
Quarter ending June 2018	5,212	
Quarter ending September 2018	5,246	→
Quarter ending December 2018	5,466	↑
Quarter ending March 2019	5,538	→
Quarter ending June 2019	5,495	→
Variance since June 2018	5.4%	↑



ACTIVITY



Month	Adjusted Scheduled Activity (UDA)	
	2019	2020
April	253	701
May	1,349	1,879
June	2,631	2,868
July	4,355	
August	5,817	
September	7,307	
October	8,965	
November	10,613	
December	12,235	
January	13,336	
February	14,616	
March	16,353	
April	16,872	
May	16,878	
June	16,880	

QUALITY

	Quantity	Base Number	Contract	AT	Region	England
% of FP17s for the same patient ID Re-attending within 3 months - Children	31	466	6.7%	8.6%	10.6%	11.4%
% of FP17s for the same patient ID Re-attending within 3 months - Adults	261	1,548	16.9%	13.5%	15.2%	15.4%
% of FP17s for the same patient ID Re-attending between 3 & 9 months - Children	293	466	62.9%	61.2%	62.3%	59.8%
% of FP17s for the same patient ID Re-attending between 3 & 9 months - Adults	990	1,548	64.0%	52.3%	53.3%	52.1%
% of FP17s for Band 1 Urgent Courses	146	1,730	8.4%	10.0%	9.7%	9.2%
% of FP17s Relating to Free Repair or Replacements	24	1,730	1.4%	0.9%	0.6%	0.7%
% of FP17s Relating to Continuations	5	1,730	0.3%	0.9%	0.8%	0.8%
% of Patients satisfied with the dentistry they have received	3	3	N/A	94.0%	93.4%	93.4%
% of Patients satisfied with the time they had to wait for an appointment	3	3	N/A	85.7%	86.8%	87.6%

* This is based on patients treated on this contract for their most recent course of treatment. Figures in italics indicate the base number of FP17s or Patient Questionnaire responses are less than 100. N/A is shown where the base number of responses is less than 10 during the period. % is calculated as Quantity/Base number*100

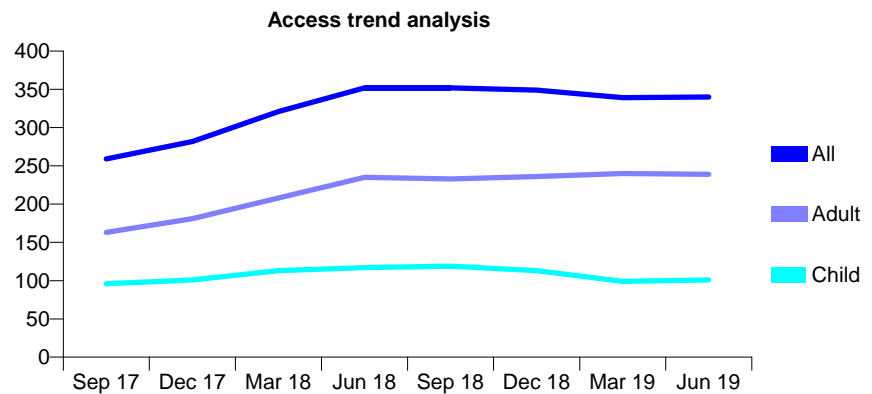
Q66 - Vital Signs At a Glance Contract Report for 130192/0001 - June 2019

Name or company name	Golds Place Dental Practice Ltd
Contract type name	GDS Contract
Purpose of contract	General
Contract start date	01/07/2010
Contract end date	

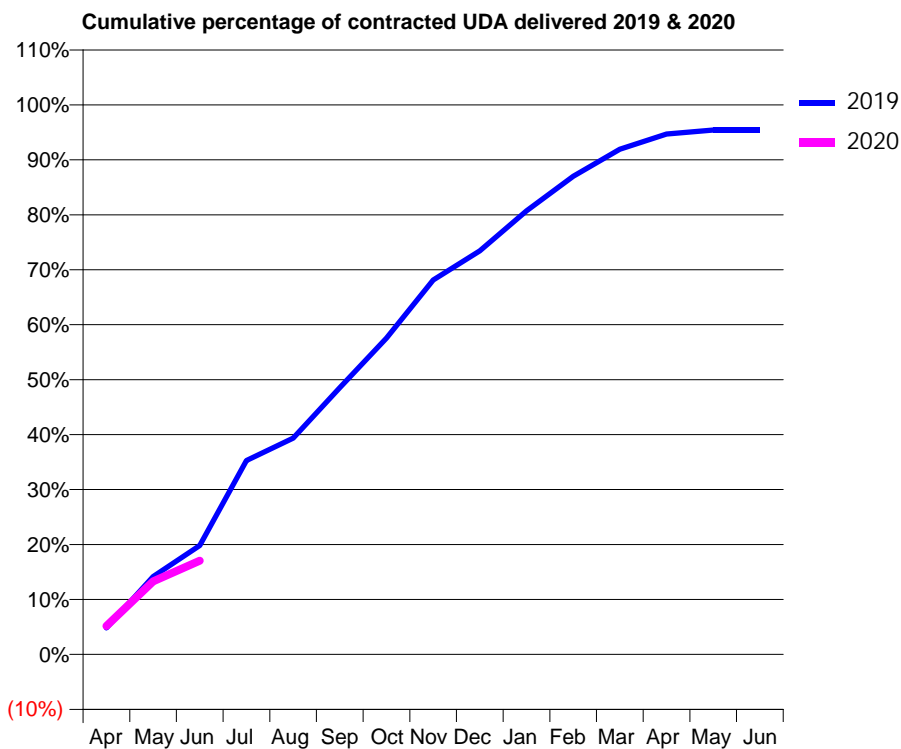
19/20 Contracted general activity (UDA)	1,100
Carry forward general activity (UDA)	0
19/20 Contracted orthodontic activity (UOA)	0
Carry forward orthodontic activity (UOA)	0
Baseline contract value	£25,523.70

ACCESS*

Patients seen in 24 months	Total	Change since previous quarter
Quarter ending June 2018	352	
Quarter ending September 2018	352	→
Quarter ending December 2018	349	→
Quarter ending March 2019	339	↓
Quarter ending June 2019	340	→
Variance since June 2018	(3.4%)	↓



ACTIVITY



Month	2019	2020
April	53	57
May	156	146
June	218	187
July	388	
August	433	
September	534	
October	633	
November	749	
December	808	
January	888	
February	957	
March	1,011	
April	1,041	
May	1,049	
June	1,049	

QUALITY

	Quantity	Base Number	Contract	AT	Region	England
% of FP17s for the same patient ID Re-attending within 3 months - Children	0	41	0.0%	8.6%	10.6%	11.4%
% of FP17s for the same patient ID Re-attending within 3 months - Adults	2	77	2.6%	13.5%	15.2%	15.4%
% of FP17s for the same patient ID Re-attending between 3 & 9 months - Children	22	41	53.7%	61.2%	62.3%	59.8%
% of FP17s for the same patient ID Re-attending between 3 & 9 months - Adults	62	77	80.5%	52.3%	53.3%	52.1%
% of FP17s for Band 1 Urgent Courses	2	100	2.0%	10.0%	9.7%	9.2%
% of FP17s Relating to Free Repair or Replacements	0	100	0.0%	0.9%	0.6%	0.7%
% of FP17s Relating to Continuations	0	100	0.0%	0.9%	0.8%	0.8%
% of Patients satisfied with the dentistry they have received	1	1	N/A	94.0%	93.4%	93.4%
% of Patients satisfied with the time they had to wait for an appointment	1	1	N/A	85.7%	86.8%	87.6%

* This is based on patients treated on this contract for their most recent course of treatment. Figures in italics indicate the base number of FP17s or Patient Questionnaire responses are less than 100. N/A is shown where the base number of responses is less than 10 during the period. % is calculated as Quantity/Base number*100

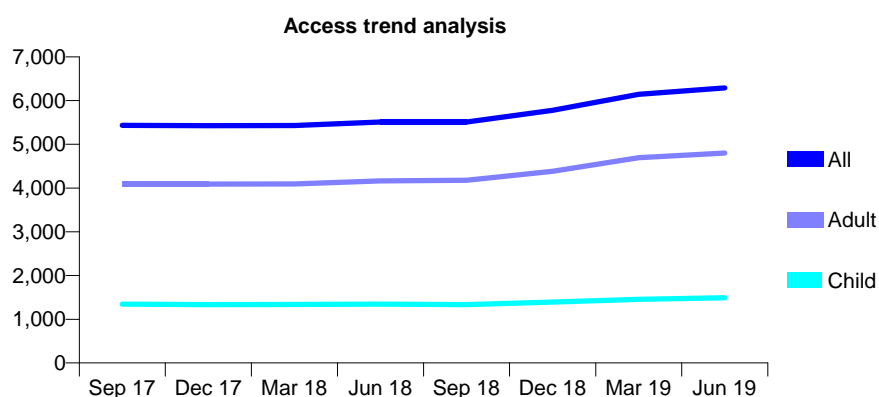
Q66 - Vital Signs At a Glance Contract Report for 132071/0001 - June 2019

Name or company name	Moor Dental Care Ltd
Contract type name	GDS Contract
Purpose of contract	General
Contract start date	01/12/2009
Contract end date	

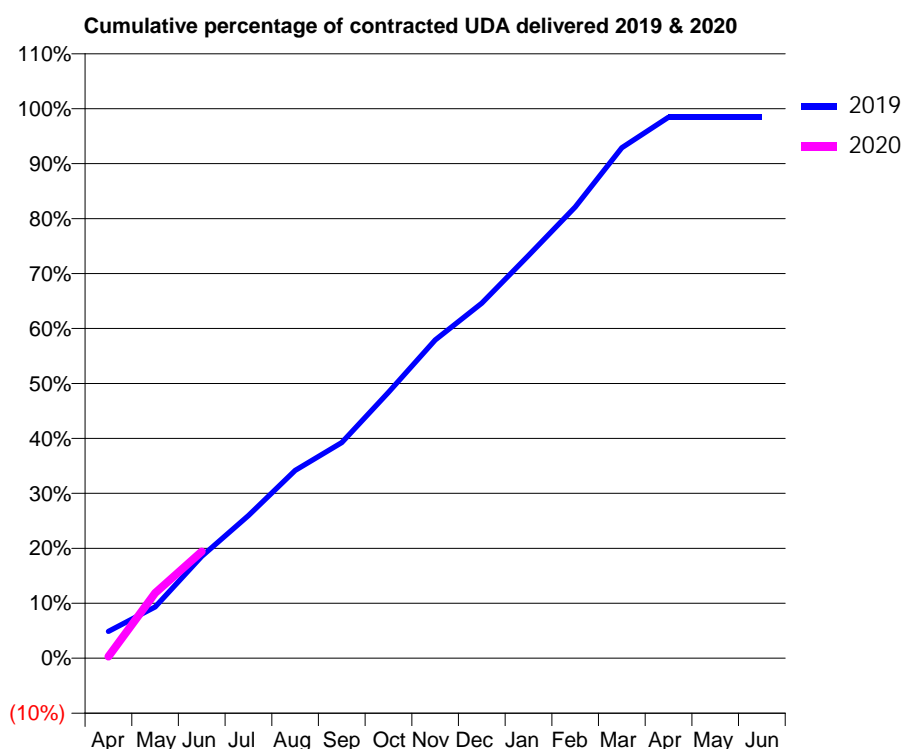
19/20 Contracted general activity (UDA)	16,000
Carry forward general activity (UDA)	0
19/20 Contracted orthodontic activity (UOA)	0
Carry forward orthodontic activity (UOA)	0
Baseline contract value	£440,853.06

ACCESS*

Patients seen in 24 months	Total	Change since previous quarter
Quarter ending June 2018	5,511	
Quarter ending September 2018	5,509	→
Quarter ending December 2018	5,777	↑
Quarter ending March 2019	6,144	↑
Quarter ending June 2019	6,292	↑
Variance since June 2018	14.2%	↑



ACTIVITY



Month	2019	2020
April	784	48
May	1,492	1,902
June	2,970	3,106
July	4,156	
August	5,470	
September	6,279	
October	7,744	
November	9,265	
December	10,337	
January	11,725	
February	13,137	
March	14,859	
April	15,750	
May	15,752	
June	15,751	

QUALITY

	Quantity	Base Number	Contract	AT	Region	England
% of FP17s for the same patient ID Re-attending within 3 months - Children	43	602	7.1%	8.6%	10.6%	11.4%
% of FP17s for the same patient ID Re-attending within 3 months - Adults	197	1,667	11.8%	13.5%	15.2%	15.4%
% of FP17s for the same patient ID Re-attending between 3 & 9 months - Children	389	602	64.6%	61.2%	62.3%	59.8%
% of FP17s for the same patient ID Re-attending between 3 & 9 months - Adults	941	1,667	56.4%	52.3%	53.3%	52.1%
% of FP17s for Band 1 Urgent Courses	139	1,771	7.8%	10.0%	9.7%	9.2%
% of FP17s Relating to Free Repair or Replacements	13	1,771	0.7%	0.9%	0.6%	0.7%
% of FP17s Relating to Continuations	14	1,771	0.8%	0.9%	0.8%	0.8%
% of Patients satisfied with the dentistry they have received	5	5	N/A	94.0%	93.4%	93.4%
% of Patients satisfied with the time they had to wait for an appointment	5	5	N/A	85.7%	86.8%	87.6%

* This is based on patients treated on this contract for their most recent course of treatment.

Figures in italics indicate the base number of FP17s or Patient Questionnaire responses are less than 100. N/A is shown where the base number of responses is less than 10 during the period. % is calculated as Quantity/Base number*100

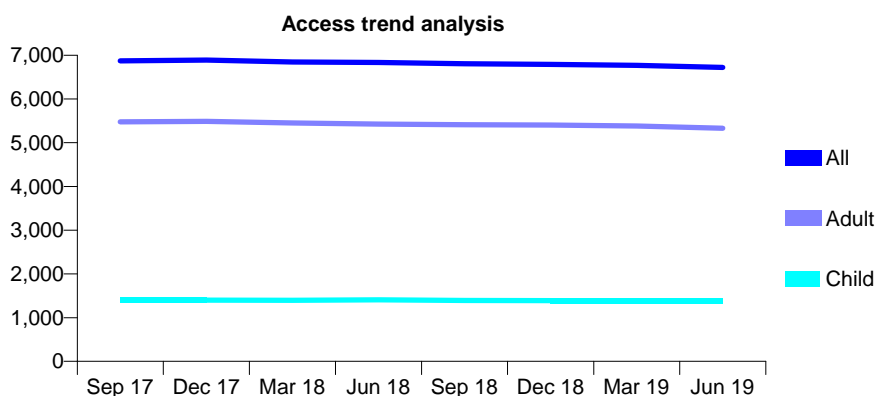
Q66 - Vital Signs At a Glance Contract Report for 132470/0001 - June 2019

Name or company name	Mr & Mrs Murgatroyd
Contract type name	GDS Contract
Purpose of contract	General
Contract start date	02/02/2013
Contract end date	

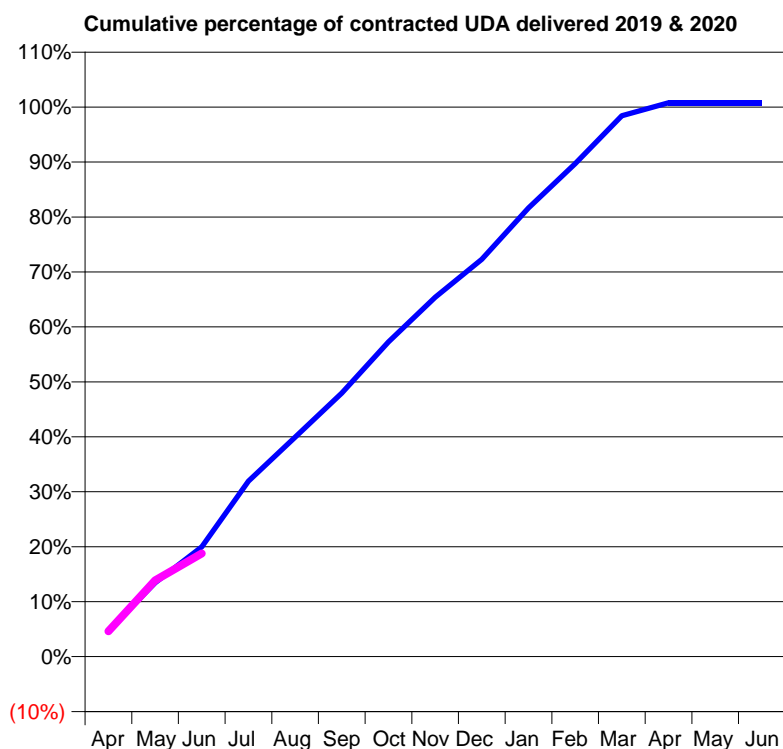
19/20 Contracted general activity (UDA)	17,152
Carry forward general activity (UDA)	0
19/20 Contracted orthodontic activity (UOA)	0
Carry forward orthodontic activity (UOA)	0
Baseline contract value	£466,743.68

ACCESS*

Patients seen in 24 months	Total	Change since previous quarter
Quarter ending June 2018	6,835	
Quarter ending September 2018	6,805	→
Quarter ending December 2018	6,792	→
Quarter ending March 2019	6,770	→
Quarter ending June 2019	6,721	→
Variance since June 2018	(1.7%)	↓



ACTIVITY



Month	Adjusted Scheduled Activity (UDA)	
	2019	2020
April	814	794
May	2,305	2,382
June	3,424	3,219
July	5,477	
August	6,853	
September	8,222	
October	9,825	
November	11,215	
December	12,403	
January	14,002	
February	15,388	
March	16,879	
April	17,282	
May	17,283	
June	17,283	

QUALITY

	Quantity	Base Number	Contract	AT	Region	England
% of FP17s for the same patient ID Re-attending within 3 months - Children	31	516	6.0%	8.6%	10.6%	11.4%
% of FP17s for the same patient ID Re-attending within 3 months - Adults	231	1,667	13.9%	13.5%	15.2%	15.4%
% of FP17s for the same patient ID Re-attending between 3 & 9 months - Children	378	516	73.3%	61.2%	62.3%	59.8%
% of FP17s for the same patient ID Re-attending between 3 & 9 months - Adults	843	1,667	50.6%	52.3%	53.3%	52.1%
% of FP17s for Band 1 Urgent Courses	153	1,634	9.4%	10.0%	9.7%	9.2%
% of FP17s Relating to Free Repair or Replacements	9	1,634	0.6%	0.9%	0.6%	0.7%
% of FP17s Relating to Continuations	12	1,634	0.7%	0.9%	0.8%	0.8%
% of Patients satisfied with the dentistry they have received	7	7	N/A	94.0%	93.4%	93.4%
% of Patients satisfied with the time they had to wait for an appointment	7	7	N/A	85.7%	86.8%	87.6%

* This is based on patients treated on this contract for their most recent course of treatment. Figures in italics indicate the base number of FP17s or Patient Questionnaire responses are less than 100. N/A is shown where the base number of responses is less than 10 during the period. % is calculated as Quantity/Base number*100

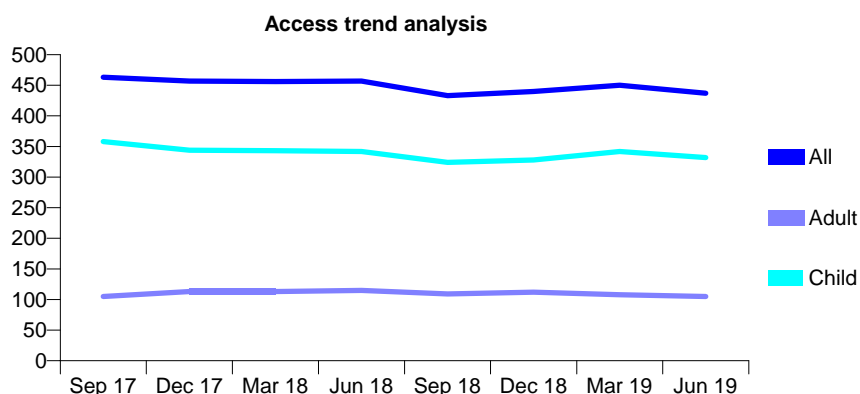
Q66 - Vital Signs At a Glance Contract Report for 134090/0001 - June 2019

Name or company name	Cherrybrook Dental Surgery
Contract type name	PDS Contract
Purpose of contract	General
Contract start date	01/09/2007
Contract end date	31/03/2021

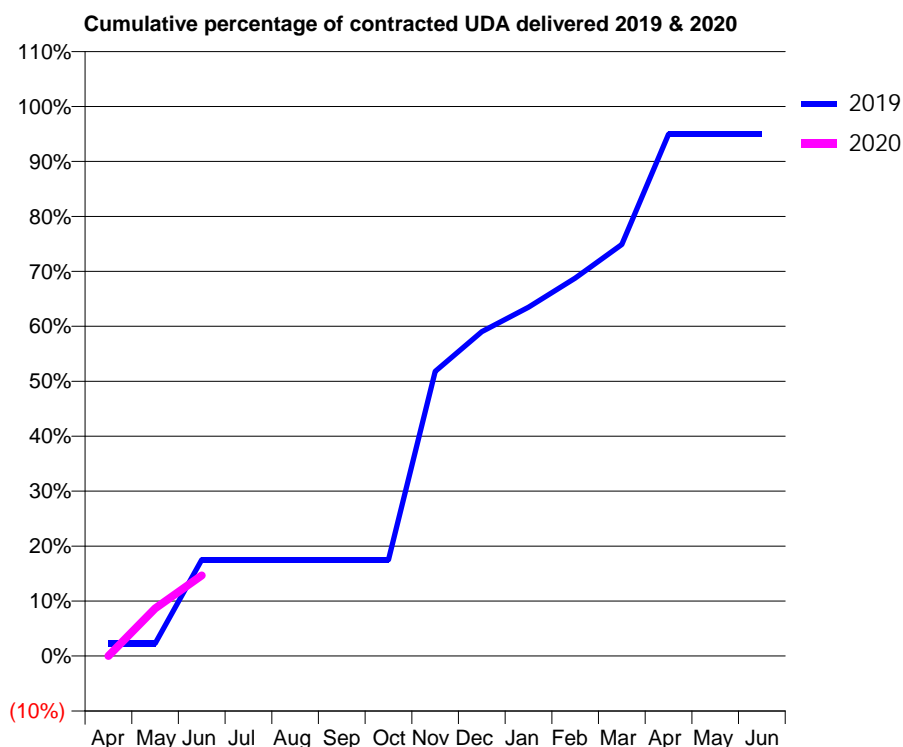
19/20 Contracted general activity (UDA)	1,087
Carry forward general activity (UDA)	0
19/20 Contracted orthodontic activity (UOA)	0
Carry forward orthodontic activity (UOA)	0
Baseline contract value	£28,822.45

ACCESS*

Patients seen in 24 months	Total	Change since previous quarter
Quarter ending June 2018	457	
Quarter ending September 2018	433	↓
Quarter ending December 2018	440	→
Quarter ending March 2019	450	↑
Quarter ending June 2019	437	↓
Variance since June 2018	(4.4%)	↓



ACTIVITY



Month	Adjusted Scheduled Activity (UDA)	
	2019	2020
April	25	0
May	25	94
June	191	159
July	191	
August	191	
September	191	
October	191	
November	563	
December	641	
January	690	
February	747	
March	814	
April	1,032	
May	1,032	
June	1,032	

QUALITY

	Quantity	Base Number	Contract	AT	Region	England
% of FP17s for the same patient ID Re-attending within 3 months - Children	9	162	5.6%	8.6%	10.6%	11.4%
% of FP17s for the same patient ID Re-attending within 3 months - Adults	2	17	11.8%	13.5%	15.2%	15.4%
% of FP17s for the same patient ID Re-attending between 3 & 9 months - Children	98	162	60.5%	61.2%	62.3%	59.8%
% of FP17s for the same patient ID Re-attending between 3 & 9 months - Adults	10	17	58.8%	52.3%	53.3%	52.1%
% of FP17s for Band 1 Urgent Courses	2	102	2.0%	10.0%	9.7%	9.2%
% of FP17s Relating to Free Repair or Replacements	0	102	0.0%	0.9%	0.6%	0.7%
% of FP17s Relating to Continuations	2	102	2.0%	0.9%	0.8%	0.8%
% of Patients satisfied with the dentistry they have received	0	0	N/A	94.0%	93.4%	93.4%
% of Patients satisfied with the time they had to wait for an appointment	0	0	N/A	85.7%	86.8%	87.6%

* This is based on patients treated on this contract for their most recent course of treatment. Figures in italics indicate the base number of FP17s or Patient Questionnaire responses are less than 100. N/A is shown where the base number of responses is less than 10 during the period. % is calculated as Quantity/Base number*100

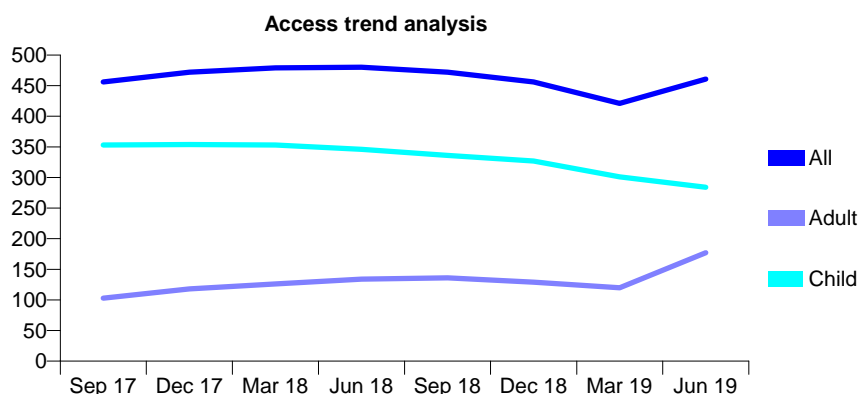
Q66 - Vital Signs At a Glance Contract Report for 135313/0001 - June 2019

Name or company name	Dean Hill Partnership
Contract type name	GDS Contract
Purpose of contract	General
Contract start date	28/03/2015
Contract end date	

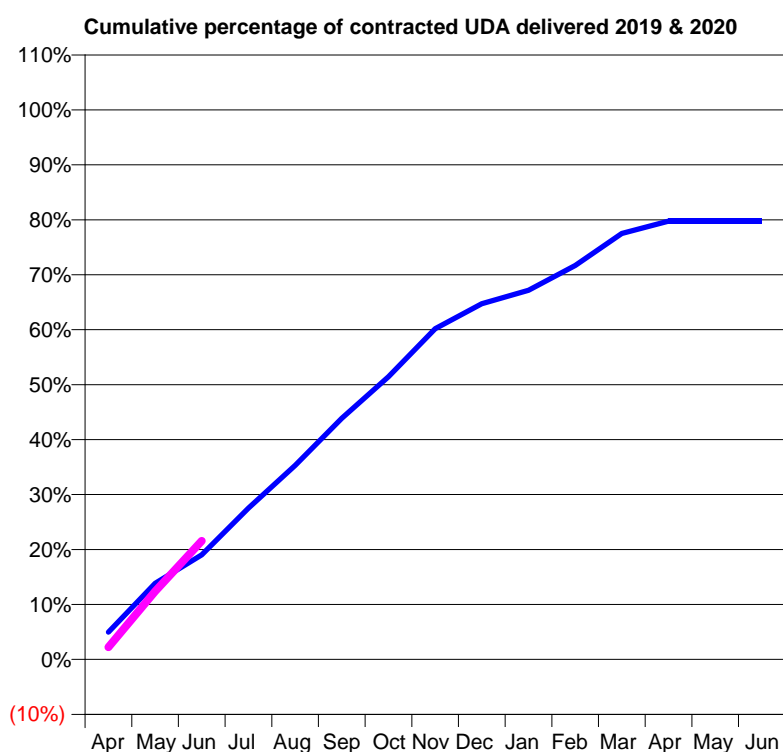
19/20 Contracted general activity (UDA)	799
Carry forward general activity (UDA)	0
19/20 Contracted orthodontic activity (UOA)	0
Carry forward orthodontic activity (UOA)	0
Baseline contract value	£19,016.94

ACCESS*

Patients seen in 24 months	Total	Change since previous quarter
Quarter ending June 2018	480	
Quarter ending September 2018	472	↓
Quarter ending December 2018	456	↓
Quarter ending March 2019	421	↓
Quarter ending June 2019	461	↑
Variance since June 2018	(4.0%)	↓



ACTIVITY



Month	2019	2020
April	40	18
May	111	99
June	152	172
July	220	
August	282	
September	351	
October	411	
November	481	
December	517	
January	537	
February	573	
March	619	
April	637	
May	637	
June	637	

QUALITY

	Quantity	Base Number	Contract	AT	Region	England
% of FP17s for the same patient ID Re-attending within 3 months - Children	2	60	3.3%	8.6%	10.6%	11.4%
% of FP17s for the same patient ID Re-attending within 3 months - Adults	0	73	0.0%	13.5%	15.2%	15.4%
% of FP17s for the same patient ID Re-attending between 3 & 9 months - Children	17	60	28.3%	61.2%	62.3%	59.8%
% of FP17s for the same patient ID Re-attending between 3 & 9 months - Adults	3	73	4.1%	52.3%	53.3%	52.1%
% of FP17s for Band 1 Urgent Courses	6	123	4.9%	10.0%	9.7%	9.2%
% of FP17s Relating to Free Repair or Replacements	0	123	0.0%	0.9%	0.6%	0.7%
% of FP17s Relating to Continuations	0	123	0.0%	0.9%	0.8%	0.8%
% of Patients satisfied with the dentistry they have received	0	0	N/A	94.0%	93.4%	93.4%
% of Patients satisfied with the time they had to wait for an appointment	0	0	N/A	85.7%	86.8%	87.6%

* This is based on patients treated on this contract for their most recent course of treatment. Figures in italics indicate the base number of FP17s or Patient Questionnaire responses are less than 100. N/A is shown where the base number of responses is less than 10 during the period. % is calculated as Quantity/Base number*100

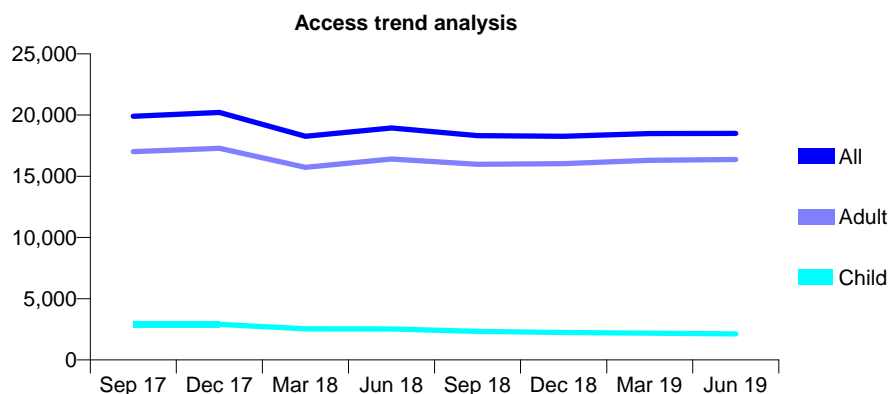
Q66 - Vital Signs At a Glance Contract Report for 136212/0001 - June 2019

Name or company name	PCH Dental CIC
Contract type name	PDS Contract
Purpose of contract	General
Contract start date	01/04/2013
Contract end date	31/03/2021

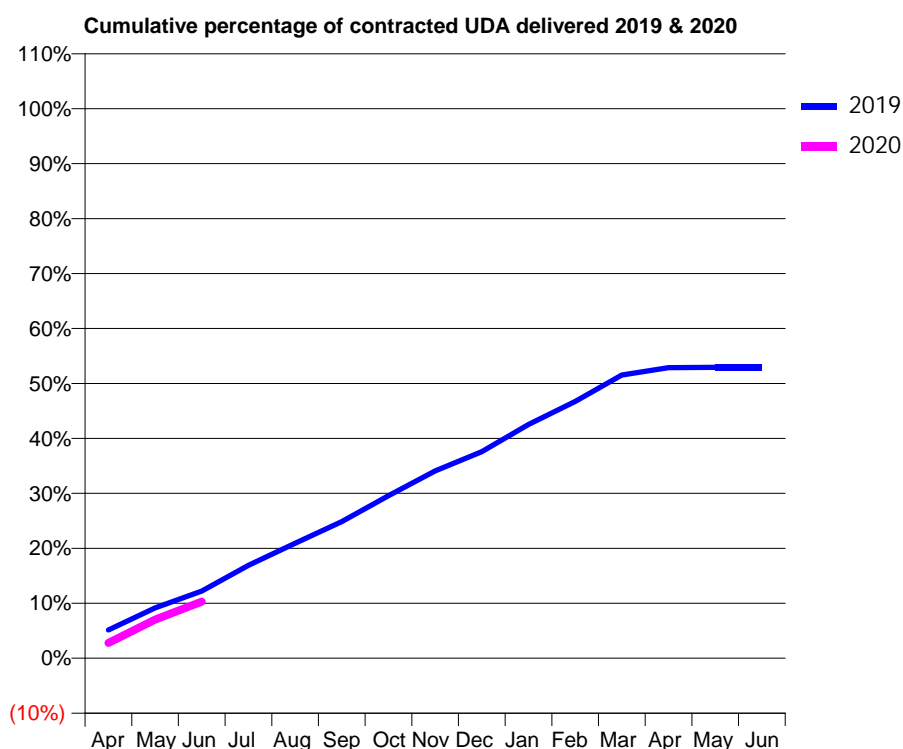
19/20 Contracted general activity (UDA)	46,000
Carry forward general activity (UDA)	0
19/20 Contracted orthodontic activity (UOA)	0
Carry forward orthodontic activity (UOA)	0
Baseline contract value	£6,797,515.88

ACCESS*

Patients seen in 24 months	Total	Change since previous quarter
Quarter ending June 2018	18,950	
Quarter ending September 2018	18,314	↓
Quarter ending December 2018	18,263	→
Quarter ending March 2019	18,492	→
Quarter ending June 2019	18,498	→
Variance since June 2018	(2.4%)	↓



ACTIVITY



Month	2019	2020
April	2,364	1,282
May	4,214	3,234
June	5,619	4,737
July	7,771	
August	9,629	
September	11,442	
October	13,597	
November	15,676	
December	17,284	
January	19,563	
February	21,495	
March	23,699	
April	24,323	
May	24,347	
June	24,355	

QUALITY

	Quantity	Base Number	Contract	AT	Region	England
% of FP17s for the same patient ID Re-attending within 3 months - Children	79	767	10.3%	8.6%	10.6%	11.4%
% of FP17s for the same patient ID Re-attending within 3 months - Adults	429	3,460	12.4%	13.5%	15.2%	15.4%
% of FP17s for the same patient ID Re-attending between 3 & 9 months - Children	113	767	14.7%	61.2%	62.3%	59.8%
% of FP17s for the same patient ID Re-attending between 3 & 9 months - Adults	321	3,460	9.3%	52.3%	53.3%	52.1%
% of FP17s for Band 1 Urgent Courses	2,963	3,486	85.0%	10.0%	9.7%	9.2%
% of FP17s Relating to Free Repair or Replacements	9	3,486	0.3%	0.9%	0.6%	0.7%
% of FP17s Relating to Continuations	0	3,486	0.0%	0.9%	0.8%	0.8%
% of Patients satisfied with the dentistry they have received	8	9	N/A	94.0%	93.4%	93.4%
% of Patients satisfied with the time they had to wait for an appointment	7	9	N/A	85.7%	86.8%	87.6%

* This is based on patients treated on this contract for their most recent course of treatment.

Figures in italics indicate the base number of FP17s or Patient Questionnaire responses are less than 100. N/A is shown where the base number of responses is less than 10 during the period. % is calculated as Quantity/Base number*100

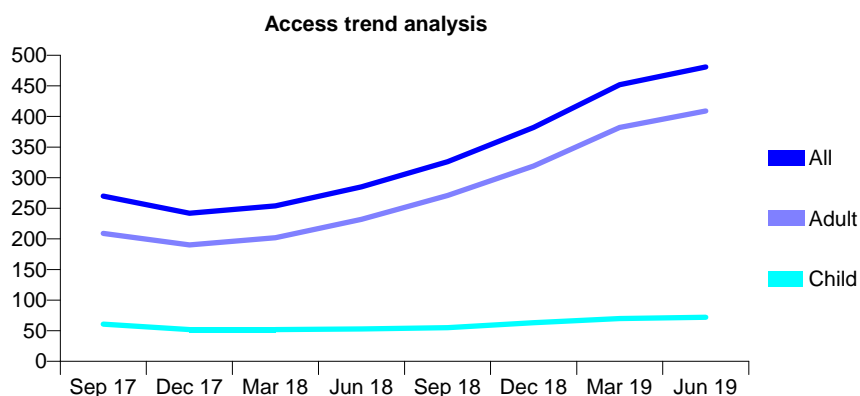
Q66 - Vital Signs At a Glance Contract Report for 136212/0003 - June 2019

Name or company name	PCH Dental CIC
Contract type name	GDS Contract
Purpose of contract	General
Contract start date	01/09/2014
Contract end date	

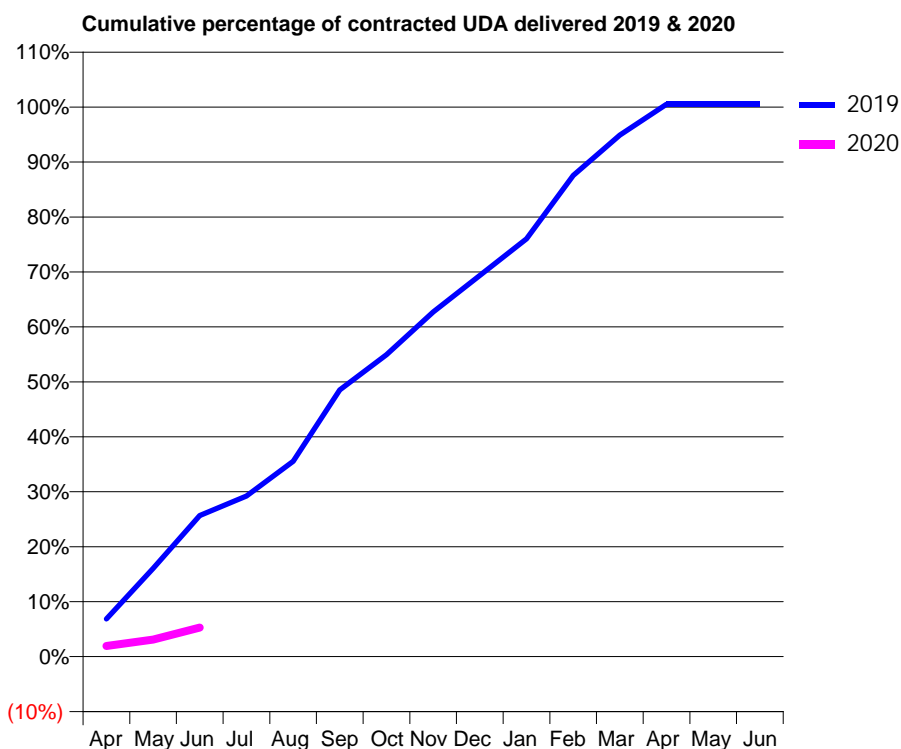
19/20 Contracted general activity (UDA)	2,800
Carry forward general activity (UDA)	0
19/20 Contracted orthodontic activity (UOA)	0
Carry forward orthodontic activity (UOA)	0
Baseline contract value	£71,667.30

ACCESS*

Patients seen in 24 months	Total	Change since previous quarter
Quarter ending June 2018	285	
Quarter ending September 2018	326	↑
Quarter ending December 2018	382	↑
Quarter ending March 2019	452	↑
Quarter ending June 2019	481	↑
Variance since June 2018	68.8%	↑



ACTIVITY



Month	Adjusted Scheduled Activity (UDA)	
	2019	2020
April	96	55
May	225	87
June	359	148
July	409	
August	497	
September	679	
October	769	
November	878	
December	971	
January	1,064	
February	1,226	
March	1,328	
April	1,407	
May	1,407	
June	1,407	

QUALITY

	Quantity	Base Number	Contract	AT	Region	England
% of FP17s for the same patient ID Re-attending within 3 months - Children	1	19	5.3%	8.6%	10.6%	11.4%
% of FP17s for the same patient ID Re-attending within 3 months - Adults	10	98	10.2%	13.5%	15.2%	15.4%
% of FP17s for the same patient ID Re-attending between 3 & 9 months - Children	10	19	52.6%	61.2%	62.3%	59.8%
% of FP17s for the same patient ID Re-attending between 3 & 9 months - Adults	36	98	36.7%	52.3%	53.3%	52.1%
% of FP17s for Band 1 Urgent Courses	39	85	45.9%	10.0%	9.7%	9.2%
% of FP17s Relating to Free Repair or Replacements	1	85	1.2%	0.9%	0.6%	0.7%
% of FP17s Relating to Continuations	2	85	2.4%	0.9%	0.8%	0.8%
% of Patients satisfied with the dentistry they have received	0	0	N/A	94.0%	93.4%	93.4%
% of Patients satisfied with the time they had to wait for an appointment	0	0	N/A	85.7%	86.8%	87.6%

* This is based on patients treated on this contract for their most recent course of treatment. Figures in italics indicate the base number of FP17s or Patient Questionnaire responses are less than 100. N/A is shown where the base number of responses is less than 10 during the period. % is calculated as Quantity/Base number*100

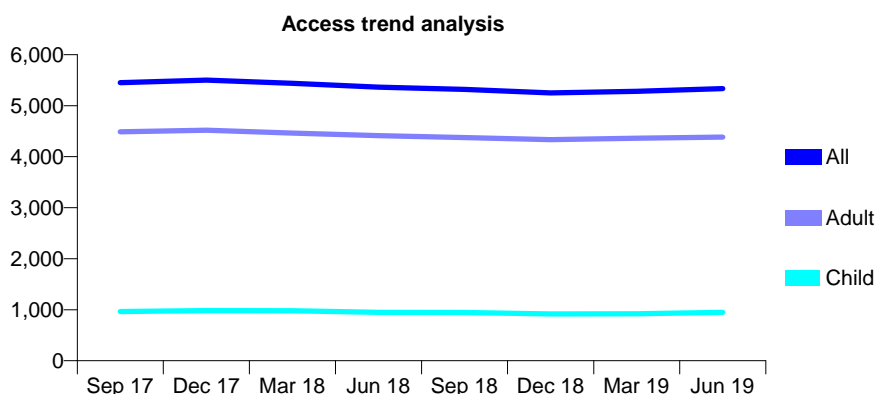
Q66 - Vital Signs At a Glance Contract Report for 136603/0001 - June 2019

Name or company name	Murgelas Practice Management Limited
Contract type name	GDS Contract
Purpose of contract	General
Contract start date	01/04/2010
Contract end date	

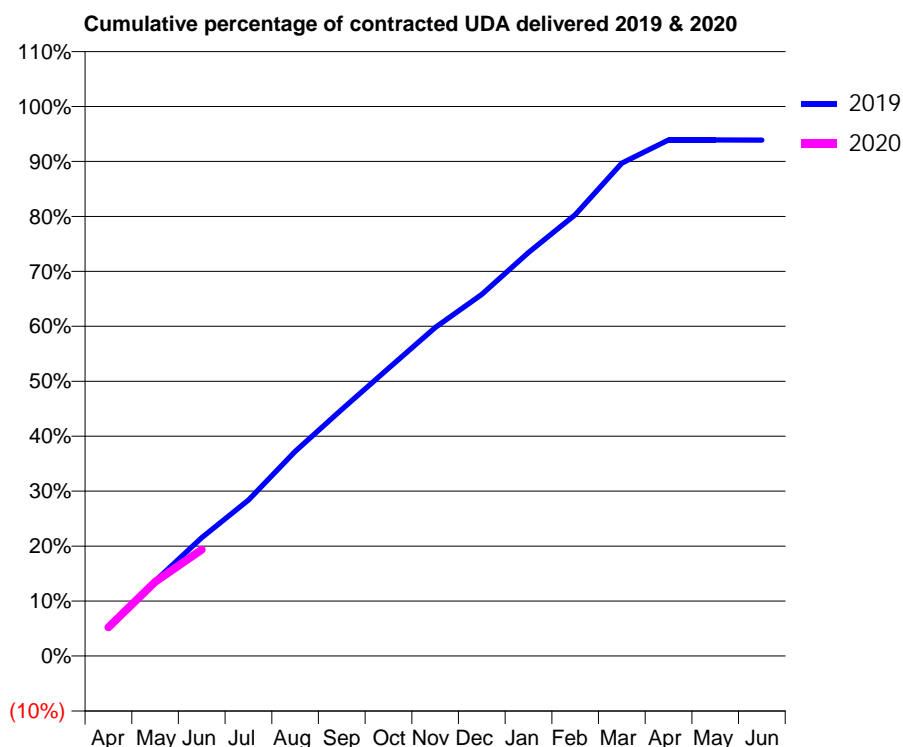
19/20 Contracted general activity (UDA)	15,730
Carry forward general activity (UDA)	0
19/20 Contracted orthodontic activity (UOA)	0
Carry forward orthodontic activity (UOA)	0
Baseline contract value	£465,918.22

ACCESS*

Patients seen in 24 months	Total	Change since previous quarter
Quarter ending June 2018	5,363	
Quarter ending September 2018	5,318	→
Quarter ending December 2018	5,251	↓
Quarter ending March 2019	5,282	→
Quarter ending June 2019	5,334	→
Variance since June 2018	(0.5%)	→



ACTIVITY



Month	Adjusted Scheduled Activity (UDA)	
	2019	2020
April	754	824
May	2,011	2,125
June	3,172	3,044
July	4,180	
August	5,484	
September	6,606	
October	7,714	
November	8,808	
December	9,693	
January	10,820	
February	11,831	
March	13,211	
April	13,832	
May	13,832	
June	13,828	

QUALITY

	Quantity	Base Number	Contract	AT	Region	England
% of FP17s for the same patient ID Re-attending within 3 months - Children	14	385	3.6%	8.6%	10.6%	11.4%
% of FP17s for the same patient ID Re-attending within 3 months - Adults	197	1,551	12.7%	13.5%	15.2%	15.4%
% of FP17s for the same patient ID Re-attending between 3 & 9 months - Children	218	385	56.6%	61.2%	62.3%	59.8%
% of FP17s for the same patient ID Re-attending between 3 & 9 months - Adults	783	1,551	50.5%	52.3%	53.3%	52.1%
% of FP17s for Band 1 Urgent Courses	47	1,658	2.8%	10.0%	9.7%	9.2%
% of FP17s Relating to Free Repair or Replacements	14	1,658	0.8%	0.9%	0.6%	0.7%
% of FP17s Relating to Continuations	57	1,658	3.4%	0.9%	0.8%	0.8%
% of Patients satisfied with the dentistry they have received	2	2	N/A	94.0%	93.4%	93.4%
% of Patients satisfied with the time they had to wait for an appointment	2	2	N/A	85.7%	86.8%	87.6%

* This is based on patients treated on this contract for their most recent course of treatment. Figures in italics indicate the base number of FP17s or Patient Questionnaire responses are less than 100. N/A is shown where the base number of responses is less than 10 during the period. % is calculated as Quantity/Base number*100

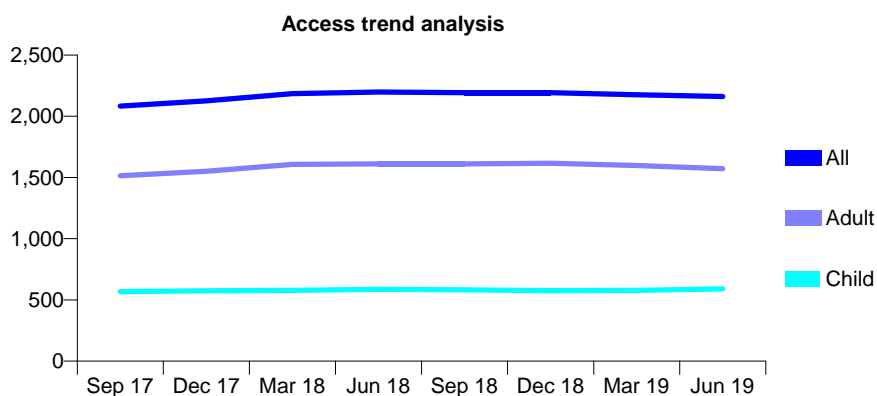
Q66 - Vital Signs At a Glance Contract Report for 136603/0002 - June 2019

Name or company name	Murgelas Practice Management Limited
Contract type name	GDS Contract
Purpose of contract	General
Contract start date	01/04/2010
Contract end date	

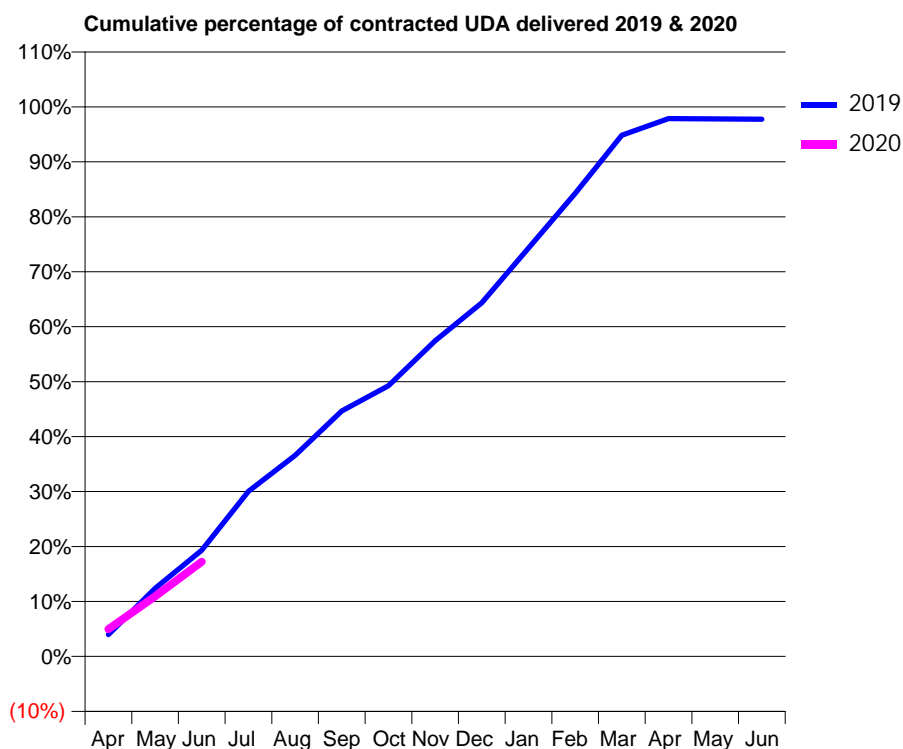
19/20 Contracted general activity (UDA)	7,060
Carry forward general activity (UDA)	0
19/20 Contracted orthodontic activity (UOA)	0
Carry forward orthodontic activity (UOA)	0
Baseline contract value	£195,932.48

ACCESS*

Patients seen in 24 months	Total	Change since previous quarter
Quarter ending June 2018	2,198	
Quarter ending September 2018	2,193	→
Quarter ending December 2018	2,192	→
Quarter ending March 2019	2,176	→
Quarter ending June 2019	2,162	→
Variance since June 2018	(1.6%)	↓



ACTIVITY



Adjusted Scheduled Activity (UDA)		
Month	2019	2020
April	280	351
May	875	771
June	1,364	1,216
July	2,121	
August	2,584	
September	3,154	
October	3,480	
November	4,056	
December	4,543	
January	5,247	
February	5,948	
March	6,695	
April	6,909	
May	6,906	
June	6,900	

QUALITY

	Quantity	Base Number	Contract	AT	Region	England
% of FP17s for the same patient ID Re-attending within 3 months - Children	2	194	1.0%	8.6%	10.6%	11.4%
% of FP17s for the same patient ID Re-attending within 3 months - Adults	39	463	8.4%	13.5%	15.2%	15.4%
% of FP17s for the same patient ID Re-attending between 3 & 9 months - Children	125	194	64.4%	61.2%	62.3%	59.8%
% of FP17s for the same patient ID Re-attending between 3 & 9 months - Adults	264	463	57.0%	52.3%	53.3%	52.1%
% of FP17s for Band 1 Urgent Courses	50	577	8.7%	10.0%	9.7%	9.2%
% of FP17s Relating to Free Repair or Replacements	14	577	2.4%	0.9%	0.6%	0.7%
% of FP17s Relating to Continuations	4	577	0.7%	0.9%	0.8%	0.8%
% of Patients satisfied with the dentistry they have received	1	1	N/A	94.0%	93.4%	93.4%
% of Patients satisfied with the time they had to wait for an appointment	1	1	N/A	85.7%	86.8%	87.6%

* This is based on patients treated on this contract for their most recent course of treatment. Figures in italics indicate the base number of FP17s or Patient Questionnaire responses are less than 100. N/A is shown where the base number of responses is less than 10 during the period. % is calculated as Quantity/Base number*100

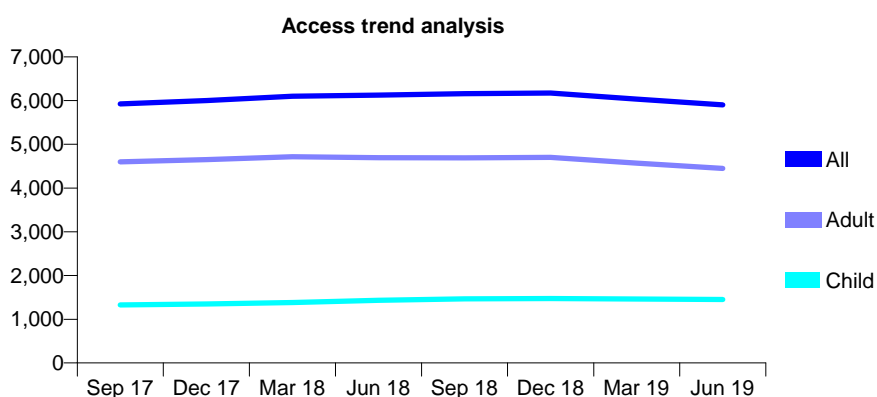
Q66 - Vital Signs At a Glance Contract Report for 136603/0003 - June 2019

Name or company name	Murgelas Practice Management Limited
Contract type name	GDS Contract
Purpose of contract	General
Contract start date	01/04/2011
Contract end date	

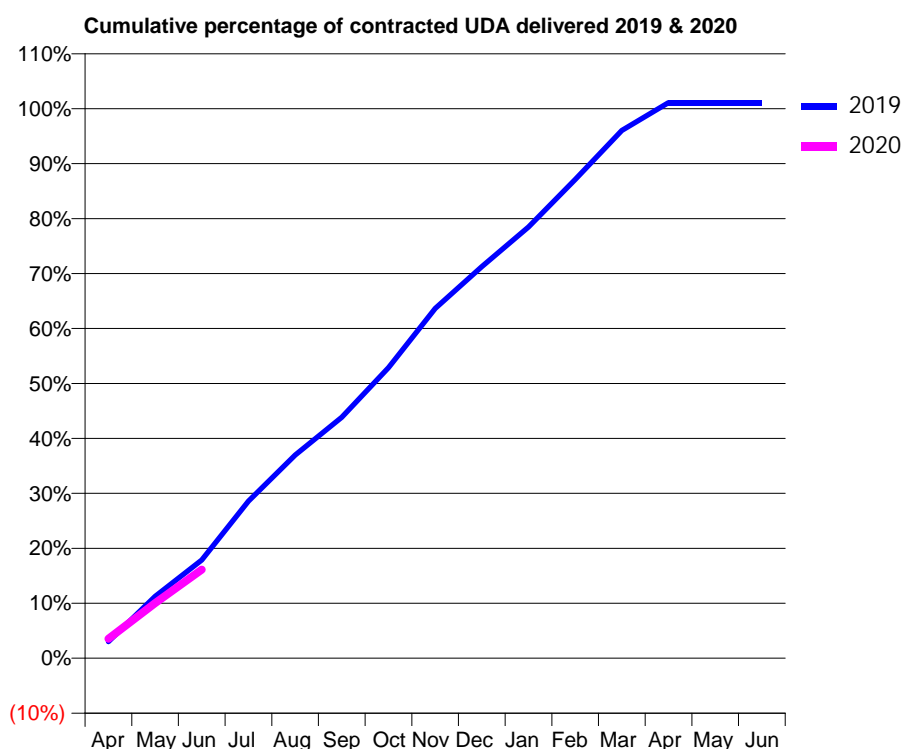
19/20 Contracted general activity (UDA)	19,250
Carry forward general activity (UDA)	0
19/20 Contracted orthodontic activity (UOA)	0
Carry forward orthodontic activity (UOA)	0
Baseline contract value	£566,336.60

ACCESS*

Patients seen in 24 months	Total	Change since previous quarter
Quarter ending June 2018	6,127	
Quarter ending September 2018	6,156	→
Quarter ending December 2018	6,173	→
Quarter ending March 2019	6,036	↓
Quarter ending June 2019	5,899	↓
Variance since June 2018	(3.7%)	↓



ACTIVITY



Month	2019	2020
April	581	681
May	2,171	1,933
June	3,438	3,104
July	5,507	
August	7,116	
September	8,441	
October	10,175	
November	12,252	
December	13,716	
January	15,105	
February	16,775	
March	18,486	
April	19,461	
May	19,460	
June	19,460	

QUALITY

	Quantity	Base Number	Contract	AT	Region	England
% of FP17s for the same patient ID Re-attending within 3 months - Children	16	438	3.7%	8.6%	10.6%	11.4%
% of FP17s for the same patient ID Re-attending within 3 months - Adults	112	1,158	9.7%	13.5%	15.2%	15.4%
% of FP17s for the same patient ID Re-attending between 3 & 9 months - Children	271	438	61.9%	61.2%	62.3%	59.8%
% of FP17s for the same patient ID Re-attending between 3 & 9 months - Adults	547	1,158	47.2%	52.3%	53.3%	52.1%
% of FP17s for Band 1 Urgent Courses	143	1,306	10.9%	10.0%	9.7%	9.2%
% of FP17s Relating to Free Repair or Replacements	3	1,306	0.2%	0.9%	0.6%	0.7%
% of FP17s Relating to Continuations	8	1,306	0.6%	0.9%	0.8%	0.8%
% of Patients satisfied with the dentistry they have received	4	4	N/A	94.0%	93.4%	93.4%
% of Patients satisfied with the time they had to wait for an appointment	4	4	N/A	85.7%	86.8%	87.6%

* This is based on patients treated on this contract for their most recent course of treatment.

Figures in italics indicate the base number of FP17s or Patient Questionnaire responses are less than 100. N/A is shown where the base number of responses is less than 10 during the period. % is calculated as Quantity/Base number*100

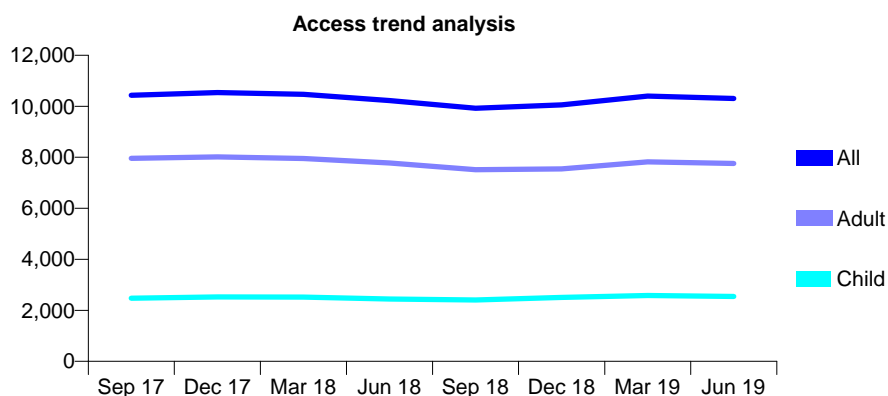
Q66 - Vital Signs At a Glance Contract Report for 137669/0001 - June 2019

Name or company name	Alliance Dental Care Ltd
Contract type name	GDS Contract
Purpose of contract	General
Contract start date	01/04/2012
Contract end date	

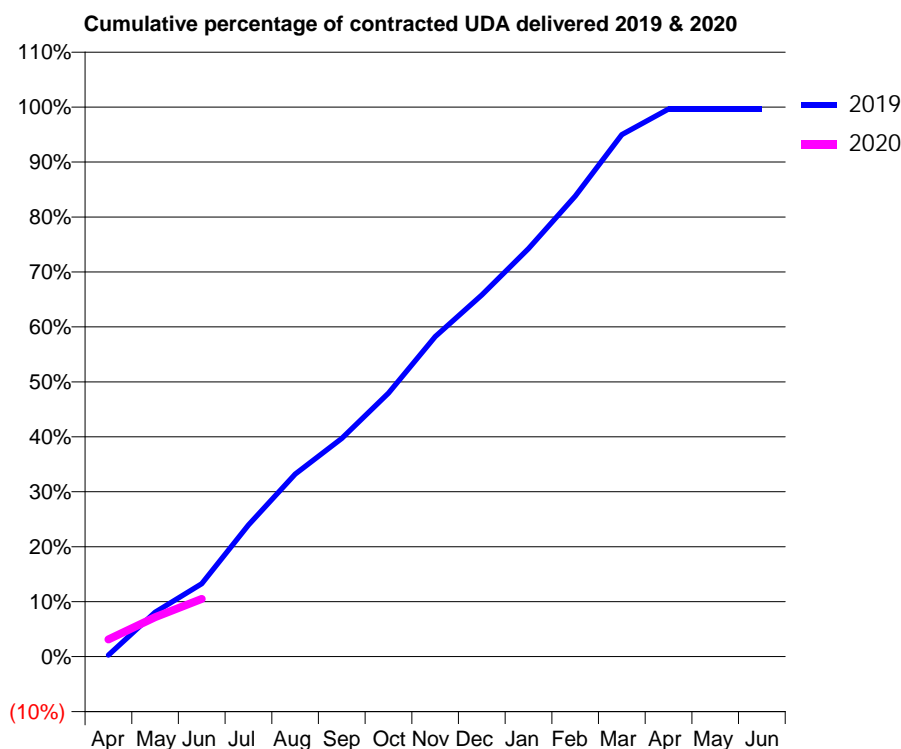
19/20 Contracted general activity (UDA)	40,450
Carry forward general activity (UDA)	0
19/20 Contracted orthodontic activity (UOA)	0
Carry forward orthodontic activity (UOA)	0
Baseline contract value	£1,064,562.51

ACCESS*

Patients seen in 24 months	Total	Change since previous quarter
Quarter ending June 2018	10,225	
Quarter ending September 2018	9,921	↓
Quarter ending December 2018	10,056	→
Quarter ending March 2019	10,399	↑
Quarter ending June 2019	10,301	→
Variance since June 2018	0.7%	→



ACTIVITY



Month	Adjusted Scheduled Activity (UDA)	
	2019	2020
April	91	1,275
May	2,545	2,900
June	4,174	4,250
July	7,534	
August	10,446	
September	12,487	
October	15,082	
November	18,313	
December	20,698	
January	23,347	
February	26,357	
March	29,866	
April	31,330	
May	31,338	
June	31,337	

QUALITY

	Quantity	Base Number	Contract	AT	Region	England
% of FP17s for the same patient ID Re-attending within 3 months - Children	83	678	12.2%	8.6%	10.6%	11.4%
% of FP17s for the same patient ID Re-attending within 3 months - Adults	364	1,967	18.5%	13.5%	15.2%	15.4%
% of FP17s for the same patient ID Re-attending between 3 & 9 months - Children	375	678	55.3%	61.2%	62.3%	59.8%
% of FP17s for the same patient ID Re-attending between 3 & 9 months - Adults	967	1,967	49.2%	52.3%	53.3%	52.1%
% of FP17s for Band 1 Urgent Courses	439	2,113	20.8%	10.0%	9.7%	9.2%
% of FP17s Relating to Free Repair or Replacements	4	2,113	0.2%	0.9%	0.6%	0.7%
% of FP17s Relating to Continuations	5	2,113	0.2%	0.9%	0.8%	0.8%
% of Patients satisfied with the dentistry they have received	5	5	N/A	94.0%	93.4%	93.4%
% of Patients satisfied with the time they had to wait for an appointment	4	5	N/A	85.7%	86.8%	87.6%

* This is based on patients treated on this contract for their most recent course of treatment. Figures in italics indicate the base number of FP17s or Patient Questionnaire responses are less than 100. N/A is shown where the base number of responses is less than 10 during the period. % is calculated as Quantity/Base number*100

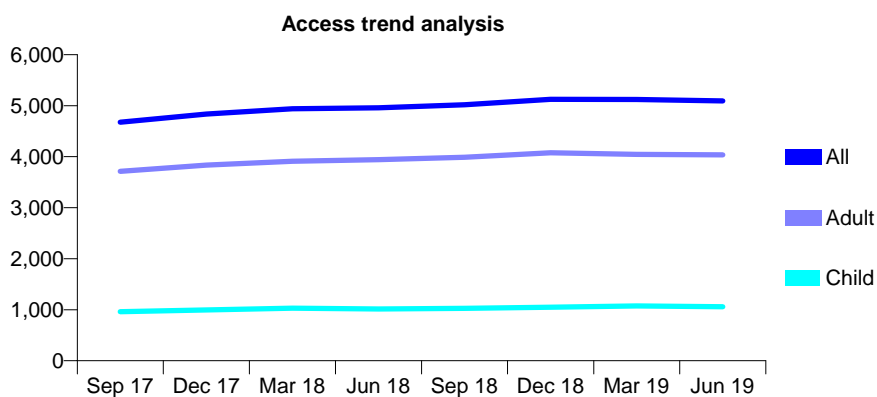
Q66 - Vital Signs At a Glance Contract Report for 138185/0001 - June 2019

Name or company name	Parkhill Dent Ltd
Contract type name	GDS Contract
Purpose of contract	General
Contract start date	19/01/2009
Contract end date	

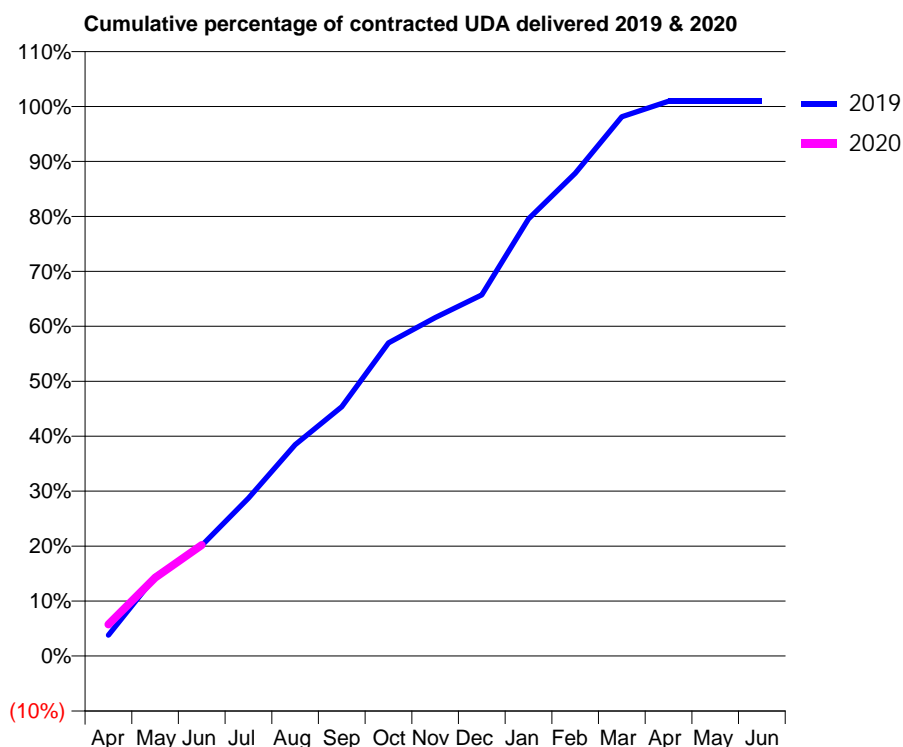
19/20 Contracted general activity (UDA)	16,000
Carry forward general activity (UDA)	0
19/20 Contracted orthodontic activity (UOA)	0
Carry forward orthodontic activity (UOA)	0
Baseline contract value	£444,043.65

ACCESS*

Patients seen in 24 months	Total	Change since previous quarter
Quarter ending June 2018	4,957	
Quarter ending September 2018	5,017	→
Quarter ending December 2018	5,126	↑
Quarter ending March 2019	5,119	→
Quarter ending June 2019	5,093	→
Variance since June 2018	2.7%	↑



ACTIVITY



Month	Adjusted Scheduled Activity (UDA)	
	2019	2020
April	606	921
May	2,308	2,280
June	3,218	3,232
July	4,596	
August	6,152	
September	7,260	
October	9,117	
November	9,853	
December	10,512	
January	12,727	
February	14,052	
March	15,699	
April	16,149	
May	16,149	
June	16,149	

QUALITY

	Quantity	Base Number	Contract	AT	Region	England
% of FP17s for the same patient ID Re-attending within 3 months - Children	25	297	8.4%	8.6%	10.6%	11.4%
% of FP17s for the same patient ID Re-attending within 3 months - Adults	191	1,243	15.4%	13.5%	15.2%	15.4%
% of FP17s for the same patient ID Re-attending between 3 & 9 months - Children	169	297	56.9%	61.2%	62.3%	59.8%
% of FP17s for the same patient ID Re-attending between 3 & 9 months - Adults	651	1,243	52.4%	52.3%	53.3%	52.1%
% of FP17s for Band 1 Urgent Courses	120	1,378	8.7%	10.0%	9.7%	9.2%
% of FP17s Relating to Free Repair or Replacements	7	1,378	0.5%	0.9%	0.6%	0.7%
% of FP17s Relating to Continuations	24	1,378	1.7%	0.9%	0.8%	0.8%
% of Patients satisfied with the dentistry they have received	4	5	N/A	94.0%	93.4%	93.4%
% of Patients satisfied with the time they had to wait for an appointment	5	5	N/A	85.7%	86.8%	87.6%

* This is based on patients treated on this contract for their most recent course of treatment. Figures in italics indicate the base number of FP17s or Patient Questionnaire responses are less than 100. N/A is shown where the base number of responses is less than 10 during the period. % is calculated as Quantity/Base number*100

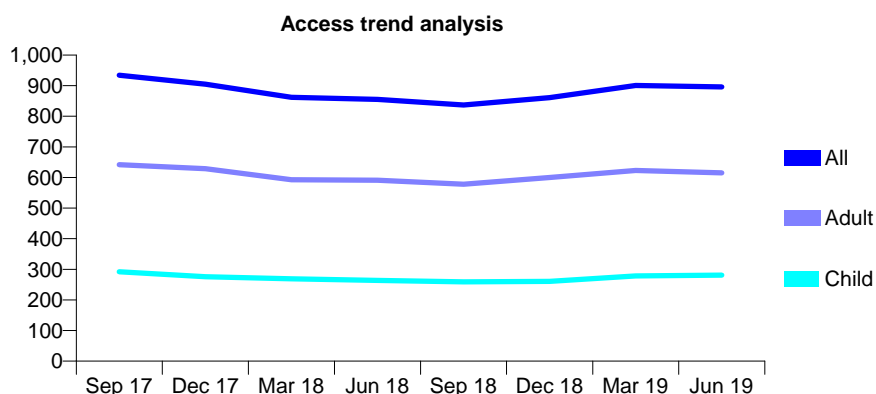
Q66 - Vital Signs At a Glance Contract Report for 139025/0001 - June 2019

Name or company name	Terrace Practice Care Ltd
Contract type name	GDS Contract
Purpose of contract	General
Contract start date	01/07/2007
Contract end date	

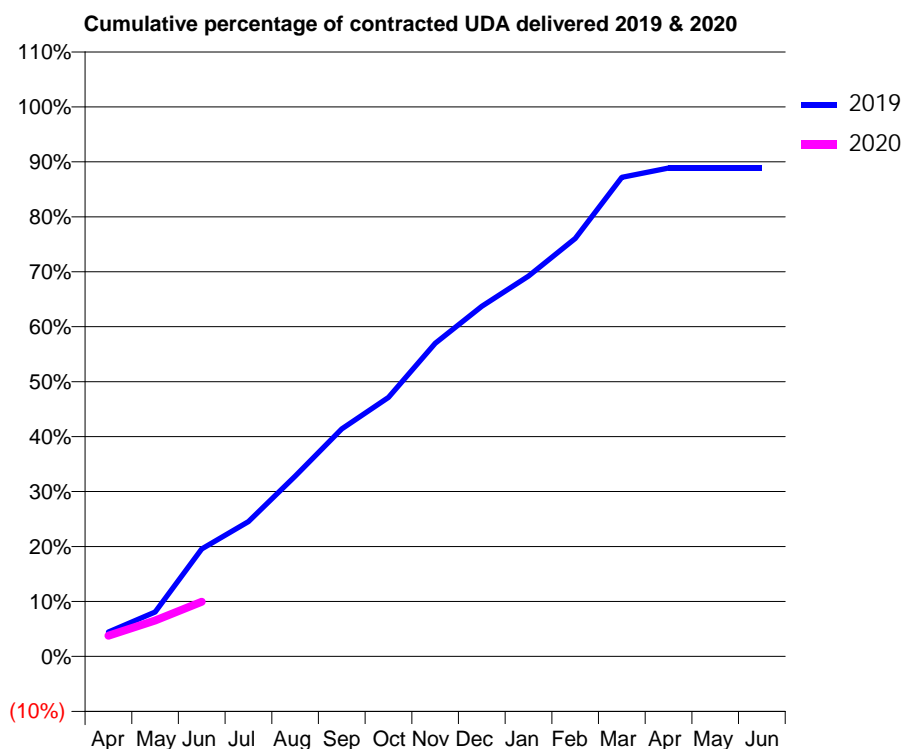
19/20 Contracted general activity (UDA)	1,900
Carry forward general activity (UDA)	0
19/20 Contracted orthodontic activity (UOA)	0
Carry forward orthodontic activity (UOA)	0
Baseline contract value	£41,614.65

ACCESS*

Patients seen in 24 months	Total	Change since previous quarter
Quarter ending June 2018	855	
Quarter ending September 2018	837	↓
Quarter ending December 2018	861	↑
Quarter ending March 2019	901	↑
Quarter ending June 2019	896	→
Variance since June 2018	4.8%	↑



ACTIVITY



Month	2019	2020
April	84	72
May	154	124
June	371	189
July	467	
August	623	
September	786	
October	896	
November	1,082	
December	1,210	
January	1,315	
February	1,445	
March	1,656	
April	1,688	
May	1,688	
June	1,688	

QUALITY

	Quantity	Base Number	Contract	AT	Region	England
% of FP17s for the same patient ID Re-attending within 3 months - Children	4	101	4.0%	8.6%	10.6%	11.4%
% of FP17s for the same patient ID Re-attending within 3 months - Adults	19	204	9.3%	13.5%	15.2%	15.4%
% of FP17s for the same patient ID Re-attending between 3 & 9 months - Children	66	101	65.3%	61.2%	62.3%	59.8%
% of FP17s for the same patient ID Re-attending between 3 & 9 months - Adults	124	204	60.8%	52.3%	53.3%	52.1%
% of FP17s for Band 1 Urgent Courses	13	135	9.6%	10.0%	9.7%	9.2%
% of FP17s Relating to Free Repair or Replacements	0	135	0.0%	0.9%	0.6%	0.7%
% of FP17s Relating to Continuations	0	135	0.0%	0.9%	0.8%	0.8%
% of Patients satisfied with the dentistry they have received	0	0	N/A	94.0%	93.4%	93.4%
% of Patients satisfied with the time they had to wait for an appointment	0	0	N/A	85.7%	86.8%	87.6%

* This is based on patients treated on this contract for their most recent course of treatment. Figures in italics indicate the base number of FP17s or Patient Questionnaire responses are less than 100. N/A is shown where the base number of responses is less than 10 during the period. % is calculated as Quantity/Base number*100

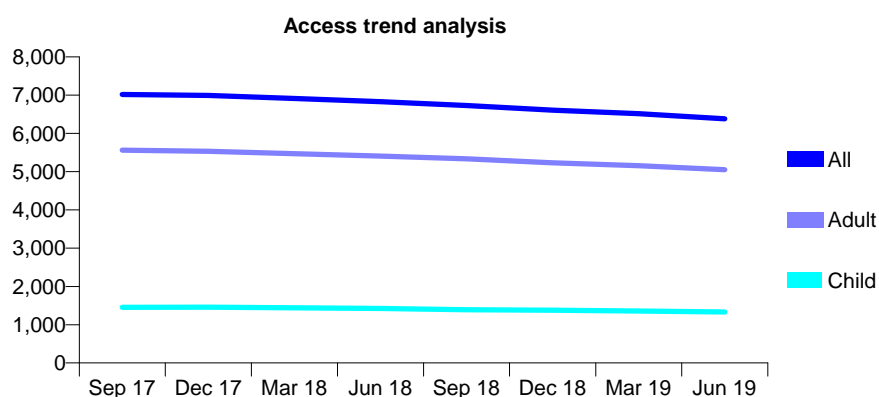
Q66 - Vital Signs At a Glance Contract Report for 139459/0001 - June 2019

Name or company name	The Helston Dental Practice Partnership
Contract type name	GDS Contract
Purpose of contract	General
Contract start date	01/08/2011
Contract end date	

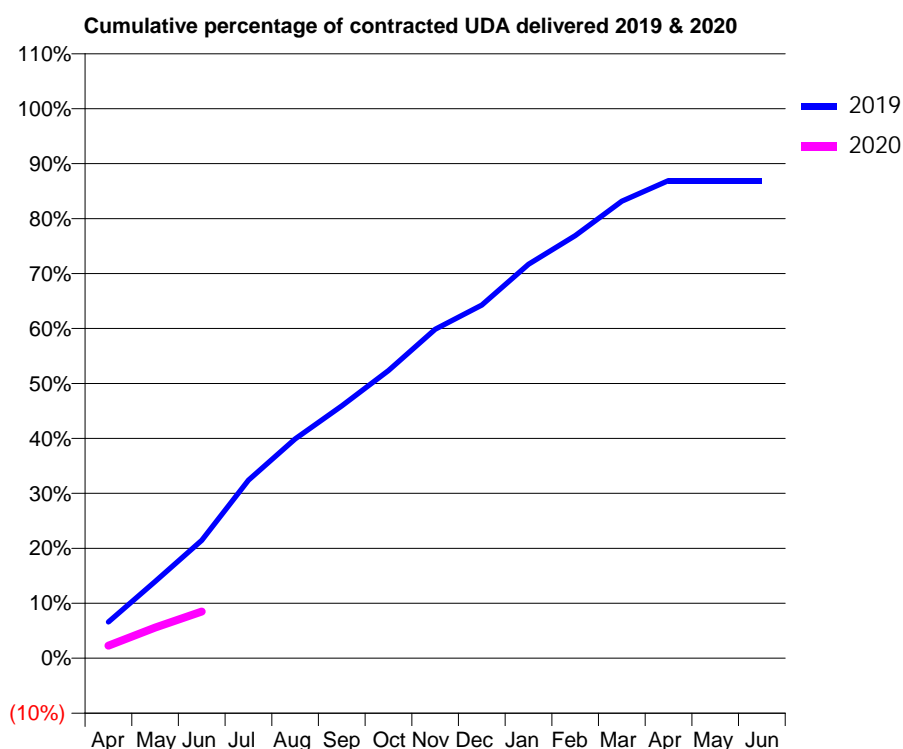
19/20 Contracted general activity (UDA)	23,923
Carry forward general activity (UDA)	0
19/20 Contracted orthodontic activity (UOA)	0
Carry forward orthodontic activity (UOA)	0
Baseline contract value	£642,298.49

ACCESS*

Patients seen in 24 months	Total	Change since previous quarter
Quarter ending June 2018	6,830	
Quarter ending September 2018	6,730	↓
Quarter ending December 2018	6,607	↓
Quarter ending March 2019	6,512	↓
Quarter ending June 2019	6,382	↓
Variance since June 2018	(6.6%)	↓



ACTIVITY



Month	2019	2020
April	1,047	550
May	2,222	1,340
June	3,418	2,027
July	5,159	
August	6,353	
September	7,311	
October	8,337	
November	9,530	
December	10,235	
January	11,416	
February	12,242	
March	13,240	
April	13,839	
May	13,840	
June	13,840	

QUALITY

	Quantity	Base Number	Contract	AT	Region	England
% of FP17s for the same patient ID Re-attending within 3 months - Children	10	349	2.9%	8.6%	10.6%	11.4%
% of FP17s for the same patient ID Re-attending within 3 months - Adults	111	1,079	10.3%	13.5%	15.2%	15.4%
% of FP17s for the same patient ID Re-attending between 3 & 9 months - Children	183	349	52.4%	61.2%	62.3%	59.8%
% of FP17s for the same patient ID Re-attending between 3 & 9 months - Adults	286	1,079	26.5%	52.3%	53.3%	52.1%
% of FP17s for Band 1 Urgent Courses	105	1,050	10.0%	10.0%	9.7%	9.2%
% of FP17s Relating to Free Repair or Replacements	5	1,050	0.5%	0.9%	0.6%	0.7%
% of FP17s Relating to Continuations	13	1,050	1.2%	0.9%	0.8%	0.8%
% of Patients satisfied with the dentistry they have received	2	2	N/A	94.0%	93.4%	93.4%
% of Patients satisfied with the time they had to wait for an appointment	1	2	N/A	85.7%	86.8%	87.6%

* This is based on patients treated on this contract for their most recent course of treatment.

Figures in italics indicate the base number of FP17s or Patient Questionnaire responses are less than 100. N/A is shown where the base number of responses is less than 10 during the period. % is calculated as Quantity/Base number*100

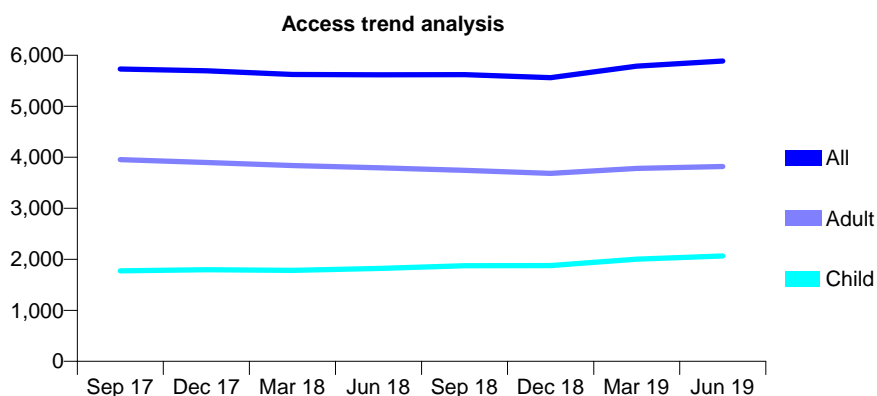
Q66 - Vital Signs At a Glance Contract Report for 141461/0001 - June 2019

Name or company name	Queen Annes Dental Practice Limited
Contract type name	GDS Contract
Purpose of contract	General and Orthodontic
Contract start date	01/10/2007
Contract end date	

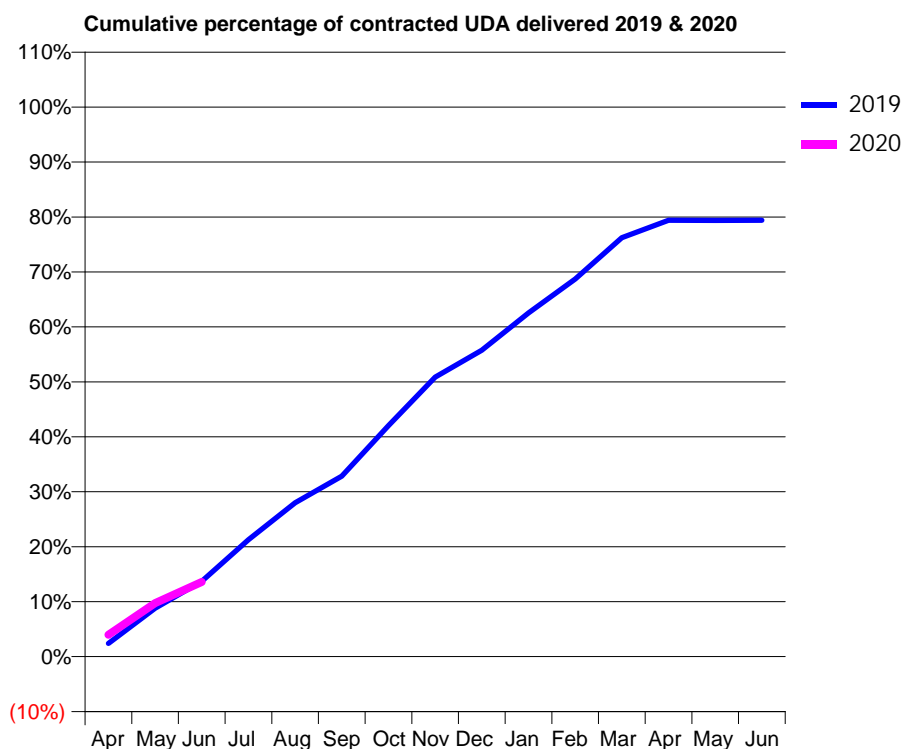
19/20 Contracted general activity (UDA)	14,575
Carry forward general activity (UDA)	0
19/20 Contracted orthodontic activity (UOA)	700
Carry forward orthodontic activity (UOA)	0
Baseline contract value	£452,705.84

ACCESS*

Patients seen in 24 months	Total	Change since previous quarter
Quarter ending June 2018	5,617	
Quarter ending September 2018	5,620	→
Quarter ending December 2018	5,562	↓
Quarter ending March 2019	5,788	↑
Quarter ending June 2019	5,885	→
Variance since June 2018	4.8%	↑



ACTIVITY



Month	Adjusted Scheduled Activity (UDA)	
	2019	2020
April	353	582
May	1,285	1,420
June	1,997	1,983
July	3,098	
August	4,082	
September	4,788	
October	6,129	
November	7,414	
December	8,125	
January	9,118	
February	10,015	
March	11,111	
April	11,572	
May	11,569	
June	11,575	

QUALITY

	Quantity	Base Number	Contract	AT	Region	England
% of FP17s for the same patient ID Re-attending within 3 months - Children	94	845	11.1%	8.6%	10.6%	11.4%
% of FP17s for the same patient ID Re-attending within 3 months - Adults	213	1,238	17.2%	13.5%	15.2%	15.4%
% of FP17s for the same patient ID Re-attending between 3 & 9 months - Children	535	845	63.3%	61.2%	62.3%	59.8%
% of FP17s for the same patient ID Re-attending between 3 & 9 months - Adults	716	1,238	57.8%	52.3%	53.3%	52.1%
% of FP17s for Band 1 Urgent Courses	94	1,245	7.6%	10.0%	9.7%	9.2%
% of FP17s Relating to Free Repair or Replacements	1	1,245	0.1%	0.9%	0.6%	0.7%
% of FP17s Relating to Continuations	5	1,245	0.4%	0.9%	0.8%	0.8%
% of Patients satisfied with the dentistry they have received	2	2	N/A	94.0%	93.4%	93.4%
% of Patients satisfied with the time they had to wait for an appointment	1	2	N/A	85.7%	86.8%	87.6%

* This is based on patients treated on this contract for their most recent course of treatment. Figures in italics indicate the base number of FP17s or Patient Questionnaire responses are less than 100. N/A is shown where the base number of responses is less than 10 during the period. % is calculated as Quantity/Base number*100

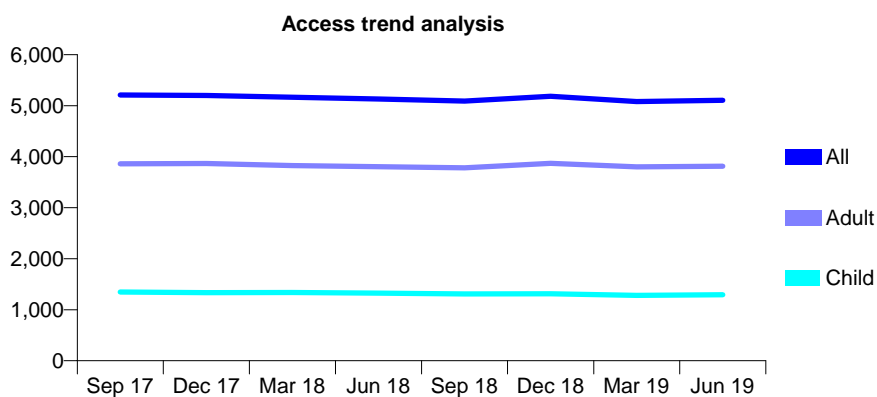
Q66 - Vital Signs At a Glance Contract Report for 144886/0001 - June 2019

Name or company name	Bodmin Dental Care Ltd
Contract type name	GDS Contract
Purpose of contract	General
Contract start date	01/01/2008
Contract end date	

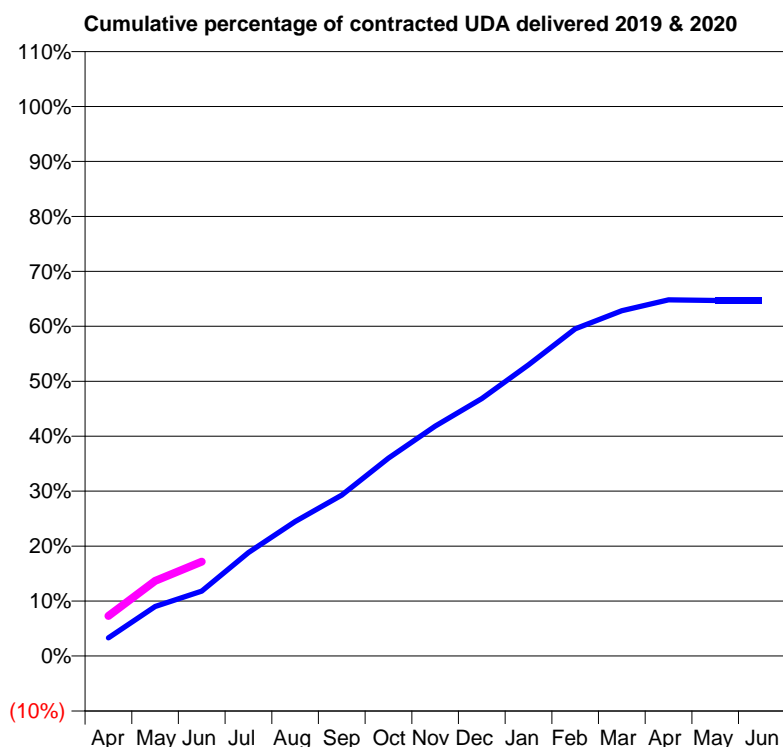
19/20 Contracted general activity (UDA)	21,112
Carry forward general activity (UDA)	0
19/20 Contracted orthodontic activity (UOA)	0
Carry forward orthodontic activity (UOA)	0
Baseline contract value	£514,819.82

ACCESS*

Patients seen in 24 months	Total	Change since previous quarter
Quarter ending June 2018	5,132	
Quarter ending September 2018	5,089	→
Quarter ending December 2018	5,184	→
Quarter ending March 2019	5,082	↓
Quarter ending June 2019	5,108	→
Variance since June 2018	(0.5%)	→



ACTIVITY



Month	Adjusted Scheduled Activity (UDA)	
	2019	2020
April	698	1,540
May	1,904	2,889
June	2,491	3,627
July	3,979	
August	5,165	
September	6,183	
October	7,600	
November	8,836	
December	9,889	
January	11,186	
February	12,568	
March	13,268	
April	13,682	
May	13,660	
June	13,660	

QUALITY

	Quantity	Base Number	Contract	AT	Region	England
% of FP17s for the same patient ID Re-attending within 3 months - Children	37	501	7.4%	8.6%	10.6%	11.4%
% of FP17s for the same patient ID Re-attending within 3 months - Adults	223	1,494	14.9%	13.5%	15.2%	15.4%
% of FP17s for the same patient ID Re-attending between 3 & 9 months - Children	283	501	56.5%	61.2%	62.3%	59.8%
% of FP17s for the same patient ID Re-attending between 3 & 9 months - Adults	902	1,494	60.4%	52.3%	53.3%	52.1%
% of FP17s for Band 1 Urgent Courses	111	1,853	6.0%	10.0%	9.7%	9.2%
% of FP17s Relating to Free Repair or Replacements	43	1,853	2.3%	0.9%	0.6%	0.7%
% of FP17s Relating to Continuations	5	1,853	0.3%	0.9%	0.8%	0.8%
% of Patients satisfied with the dentistry they have received	3	3	N/A	94.0%	93.4%	93.4%
% of Patients satisfied with the time they had to wait for an appointment	2	3	N/A	85.7%	86.8%	87.6%

* This is based on patients treated on this contract for their most recent course of treatment. Figures in italics indicate the base number of FP17s or Patient Questionnaire responses are less than 100. N/A is shown where the base number of responses is less than 10 during the period. % is calculated as Quantity/Base number*100

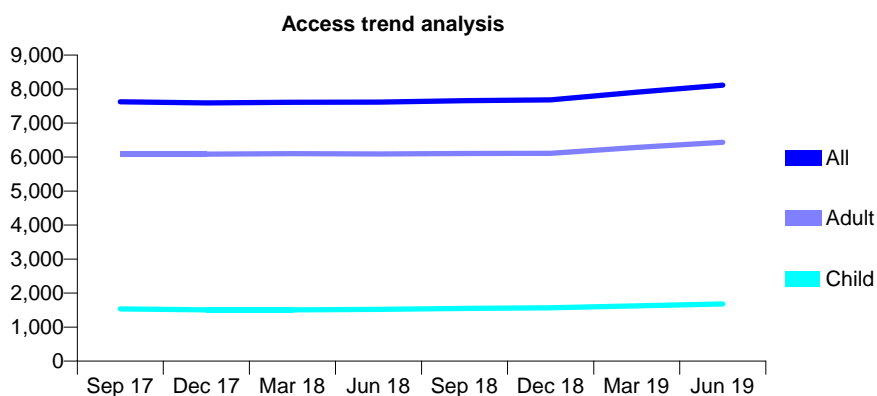
Q66 - Vital Signs At a Glance Contract Report for 145866/0001 - June 2019

Name or company name	Cathedral House Partnership
Contract type name	GDS Contract
Purpose of contract	General
Contract start date	01/10/2014
Contract end date	

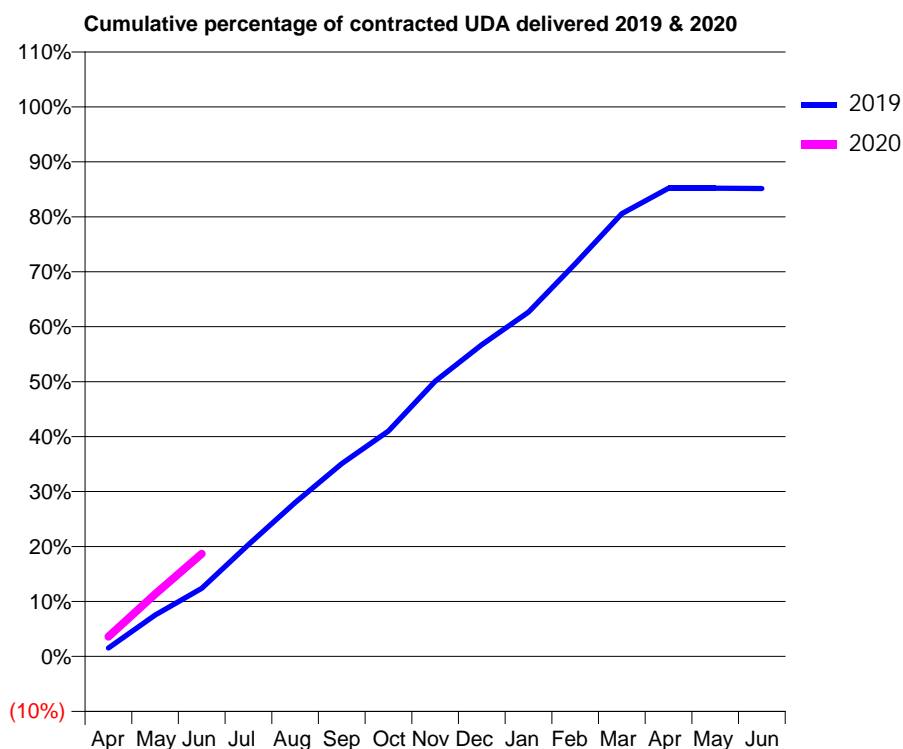
19/20 Contracted general activity (UDA)	27,751
Carry forward general activity (UDA)	0
19/20 Contracted orthodontic activity (UOA)	0
Carry forward orthodontic activity (UOA)	0
Baseline contract value	£745,040.07

ACCESS*

Patients seen in 24 months	Total	Change since previous quarter
Quarter ending June 2018	7,618	
Quarter ending September 2018	7,658	→
Quarter ending December 2018	7,681	→
Quarter ending March 2019	7,908	↑
Quarter ending June 2019	8,115	↑
Variance since June 2018	6.5%	↑



ACTIVITY



Month	2019	2020
April	492	1,002
May	2,389	3,148
June	3,933	5,182
July	6,464	
August	8,885	
September	11,134	
October	13,025	
November	15,898	
December	18,010	
January	19,892	
February	22,691	
March	25,588	
April	27,050	
May	27,051	
June	27,033	

QUALITY

	Quantity	Base Number	Contract	AT	Region	England
% of FP17s for the same patient ID Re-attending within 3 months - Children	38	574	6.6%	8.6%	10.6%	11.4%
% of FP17s for the same patient ID Re-attending within 3 months - Adults	304	2,261	13.4%	13.5%	15.2%	15.4%
% of FP17s for the same patient ID Re-attending between 3 & 9 months - Children	329	574	57.3%	61.2%	62.3%	59.8%
% of FP17s for the same patient ID Re-attending between 3 & 9 months - Adults	1,210	2,261	53.5%	52.3%	53.3%	52.1%
% of FP17s for Band 1 Urgent Courses	159	2,327	6.8%	10.0%	9.7%	9.2%
% of FP17s Relating to Free Repair or Replacements	17	2,327	0.7%	0.9%	0.6%	0.7%
% of FP17s Relating to Continuations	17	2,327	0.7%	0.9%	0.8%	0.8%
% of Patients satisfied with the dentistry they have received	14	14	100.0%	94.0%	93.4%	93.4%
% of Patients satisfied with the time they had to wait for an appointment	14	14	100.0%	85.7%	86.8%	87.6%

* This is based on patients treated on this contract for their most recent course of treatment. Figures in italics indicate the base number of FP17s or Patient Questionnaire responses are less than 100. N/A is shown where the base number of responses is less than 10 during the period. % is calculated as Quantity/Base number*100

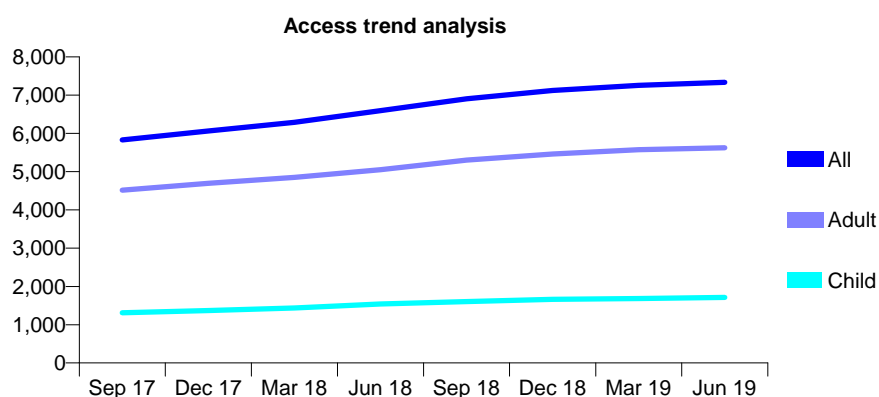
Q66 - Vital Signs At a Glance Contract Report for 148334/0001 - June 2019

Name or company name	Cedar Hut Dental Limited
Contract type name	GDS Contract
Purpose of contract	General
Contract start date	30/04/2013
Contract end date	

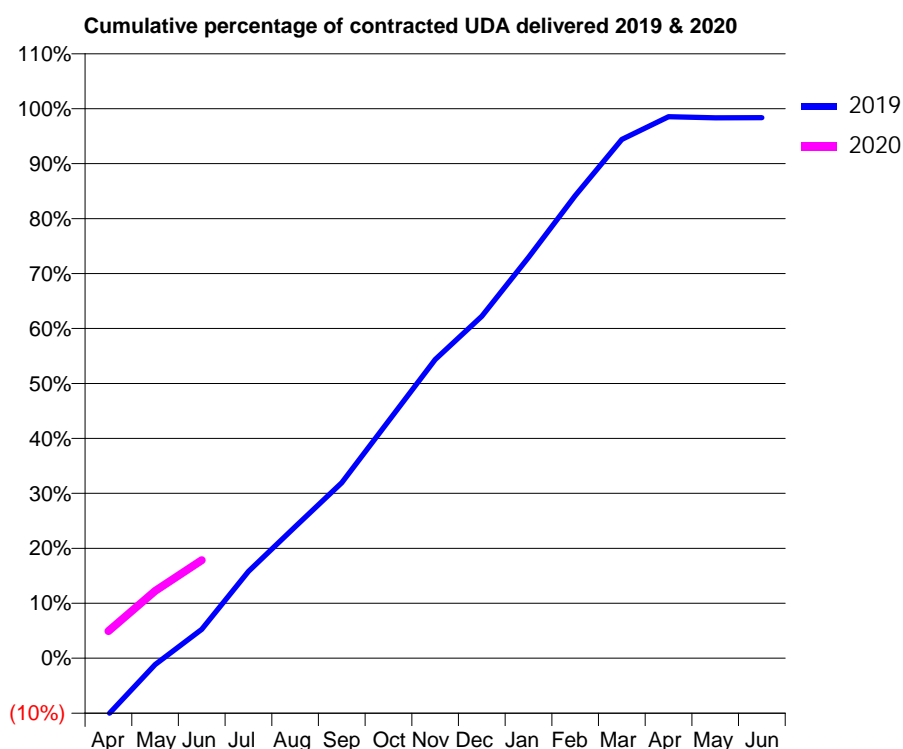
19/20 Contracted general activity (UDA)	22,600
Carry forward general activity (UDA)	0
19/20 Contracted orthodontic activity (UOA)	0
Carry forward orthodontic activity (UOA)	0
Baseline contract value	£604,296.98

ACCESS*

Patients seen in 24 months	Total	Change since previous quarter
Quarter ending June 2018	6,592	
Quarter ending September 2018	6,904	↑
Quarter ending December 2018	7,125	↑
Quarter ending March 2019	7,256	→
Quarter ending June 2019	7,336	→
Variance since June 2018	11.3%	↑



ACTIVITY



Month	2019	2020
April	-2,004	1,116
May	-228	2,765
June	1,030	4,033
July	3,098	
August	4,692	
September	6,257	
October	8,458	
November	10,656	
December	12,191	
January	14,293	
February	16,497	
March	18,506	
April	19,312	
May	19,273	
June	19,282	

QUALITY

	Quantity	Base Number	Contract	AT	Region	England
% of FP17s for the same patient ID Re-attending within 3 months - Children	41	585	7.0%	8.6%	10.6%	11.4%
% of FP17s for the same patient ID Re-attending within 3 months - Adults	258	2,015	12.8%	13.5%	15.2%	15.4%
% of FP17s for the same patient ID Re-attending between 3 & 9 months - Children	411	585	70.3%	61.2%	62.3%	59.8%
% of FP17s for the same patient ID Re-attending between 3 & 9 months - Adults	1,356	2,015	67.3%	52.3%	53.3%	52.1%
% of FP17s for Band 1 Urgent Courses	155	1,894	8.2%	10.0%	9.7%	9.2%
% of FP17s Relating to Free Repair or Replacements	15	1,894	0.8%	0.9%	0.6%	0.7%
% of FP17s Relating to Continuations	7	1,894	0.4%	0.9%	0.8%	0.8%
% of Patients satisfied with the dentistry they have received	5	5	N/A	94.0%	93.4%	93.4%
% of Patients satisfied with the time they had to wait for an appointment	5	5	N/A	85.7%	86.8%	87.6%

* This is based on patients treated on this contract for their most recent course of treatment.

Figures in italics indicate the base number of FP17s or Patient Questionnaire responses are less than 100. N/A is shown where the base number of responses is less than 10 during the period. % is calculated as Quantity/Base number*100

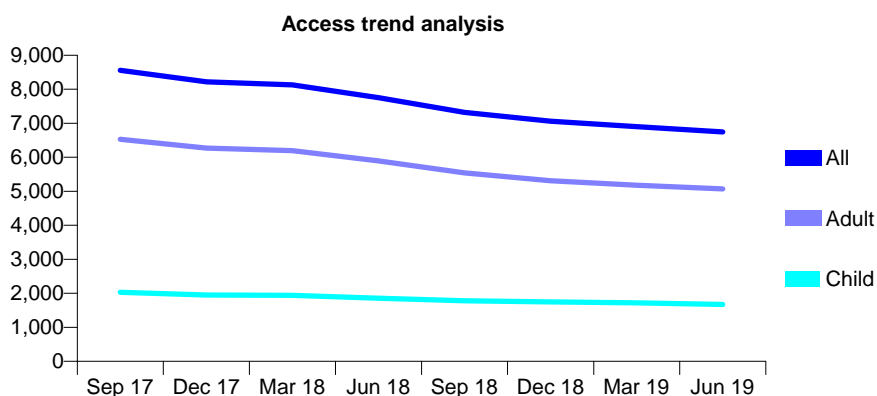
Q66 - Vital Signs At a Glance Contract Report for 149756/0001 - June 2019

Name or company name	IDH 331 Ltd
Contract type name	GDS Contract
Purpose of contract	General
Contract start date	01/12/2008
Contract end date	

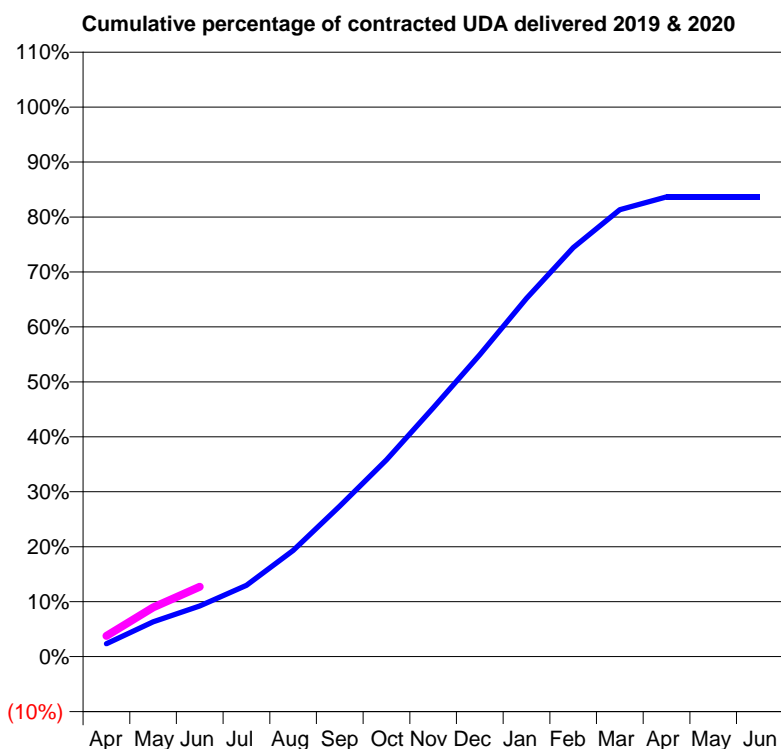
19/20 Contracted general activity (UDA)	25,452
Carry forward general activity (UDA)	0
19/20 Contracted orthodontic activity (UOA)	0
Carry forward orthodontic activity (UOA)	0
Baseline contract value	£688,202.16

ACCESS*

Patients seen in 24 months	Total	Change since previous quarter
Quarter ending June 2018	7,754	
Quarter ending September 2018	7,321	↓
Quarter ending December 2018	7,059	↓
Quarter ending March 2019	6,899	↓
Quarter ending June 2019	6,746	↓
Variance since June 2018	(13.0%)	↓



ACTIVITY



Month	Adjusted Scheduled Activity (UDA)	
	2019	2020
April	339	960
May	925	2,280
June	1,339	3,234
July	1,889	
August	2,813	
September	3,986	
October	5,211	
November	6,587	
December	7,997	
January	9,486	
February	10,830	
March	11,836	
April	12,174	
May	12,174	
June	12,174	

QUALITY

	Quantity	Base Number	Contract	AT	Region	England
% of FP17s for the same patient ID Re-attending within 3 months - Children	31	615	5.0%	8.6%	10.6%	11.4%
% of FP17s for the same patient ID Re-attending within 3 months - Adults	192	1,569	12.2%	13.5%	15.2%	15.4%
% of FP17s for the same patient ID Re-attending between 3 & 9 months - Children	406	615	66.0%	61.2%	62.3%	59.8%
% of FP17s for the same patient ID Re-attending between 3 & 9 months - Adults	804	1,569	51.2%	52.3%	53.3%	52.1%
% of FP17s for Band 1 Urgent Courses	176	1,982	8.9%	10.0%	9.7%	9.2%
% of FP17s Relating to Free Repair or Replacements	11	1,982	0.6%	0.9%	0.6%	0.7%
% of FP17s Relating to Continuations	28	1,982	1.4%	0.9%	0.8%	0.8%
% of Patients satisfied with the dentistry they have received	5	5	N/A	94.0%	93.4%	93.4%
% of Patients satisfied with the time they had to wait for an appointment	2	5	N/A	85.7%	86.8%	87.6%

* This is based on patients treated on this contract for their most recent course of treatment. Figures in italics indicate the base number of FP17s or Patient Questionnaire responses are less than 100. N/A is shown where the base number of responses is less than 10 during the period. % is calculated as Quantity/Base number*100

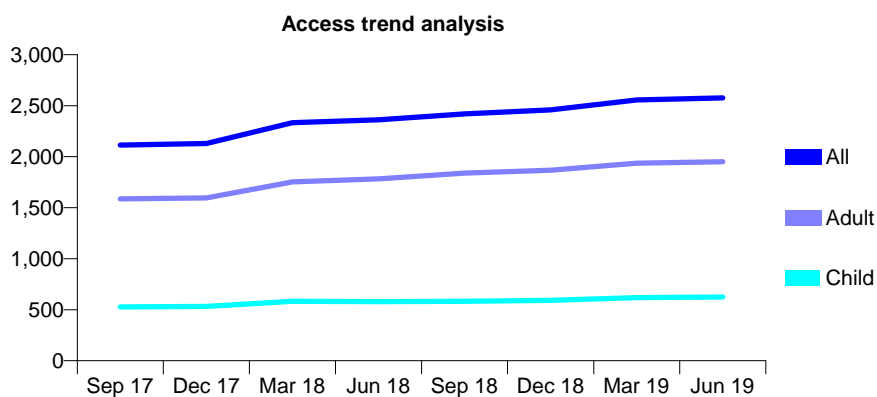
Q66 - Vital Signs At a Glance Contract Report for 150088/0001 - June 2019

Name or company name	Ben Pearson Limited
Contract type name	GDS Contract
Purpose of contract	General
Contract start date	01/04/2010
Contract end date	

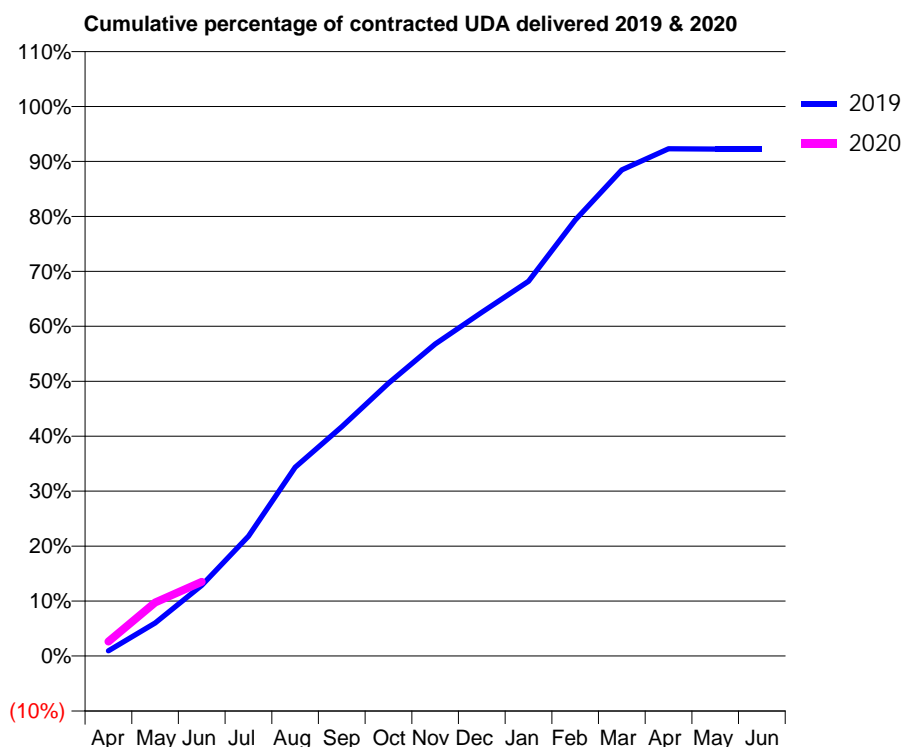
19/20 Contracted general activity (UDA)	6,422
Carry forward general activity (UDA)	0
19/20 Contracted orthodontic activity (UOA)	0
Carry forward orthodontic activity (UOA)	0
Baseline contract value	£226,230.76

ACCESS*

Patients seen in 24 months	Total	Change since previous quarter
Quarter ending June 2018	2,362	
Quarter ending September 2018	2,420	↑
Quarter ending December 2018	2,458	→
Quarter ending March 2019	2,556	↑
Quarter ending June 2019	2,577	→
Variance since June 2018	9.1%	↑



ACTIVITY



Month	Adjusted Scheduled Activity (UDA)	
	2019	2020
April	62	169
May	386	625
June	827	867
July	1,400	
August	2,206	
September	2,679	
October	3,188	
November	3,646	
December	4,017	
January	4,379	
February	5,096	
March	5,682	
April	5,928	
May	5,924	
June	5,924	

QUALITY

	Quantity	Base Number	Contract	AT	Region	England
% of FP17s for the same patient ID Re-attending within 3 months - Children	16	194	8.2%	8.6%	10.6%	11.4%
% of FP17s for the same patient ID Re-attending within 3 months - Adults	63	519	12.1%	13.5%	15.2%	15.4%
% of FP17s for the same patient ID Re-attending between 3 & 9 months - Children	119	194	61.3%	61.2%	62.3%	59.8%
% of FP17s for the same patient ID Re-attending between 3 & 9 months - Adults	272	519	52.4%	52.3%	53.3%	52.1%
% of FP17s for Band 1 Urgent Courses	18	562	3.2%	10.0%	9.7%	9.2%
% of FP17s Relating to Free Repair or Replacements	5	562	0.9%	0.9%	0.6%	0.7%
% of FP17s Relating to Continuations	6	562	1.1%	0.9%	0.8%	0.8%
% of Patients satisfied with the dentistry they have received	0	0	N/A	94.0%	93.4%	93.4%
% of Patients satisfied with the time they had to wait for an appointment	0	0	N/A	85.7%	86.8%	87.6%

* This is based on patients treated on this contract for their most recent course of treatment. Figures in italics indicate the base number of FP17s or Patient Questionnaire responses are less than 100. N/A is shown where the base number of responses is less than 10 during the period. % is calculated as Quantity/Base number*100

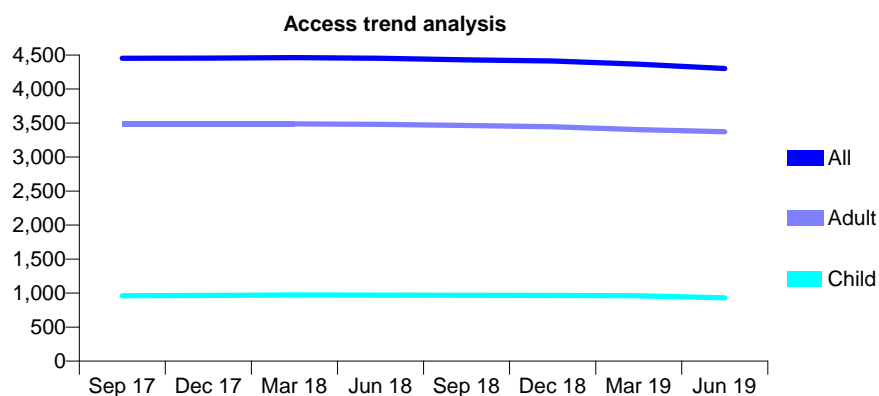
Q66 - Vital Signs At a Glance Contract Report for 150940/0001 - June 2019

Name or company name	Salisbury Villa Ltd
Contract type name	GDS Contract
Purpose of contract	General
Contract start date	03/12/2007
Contract end date	

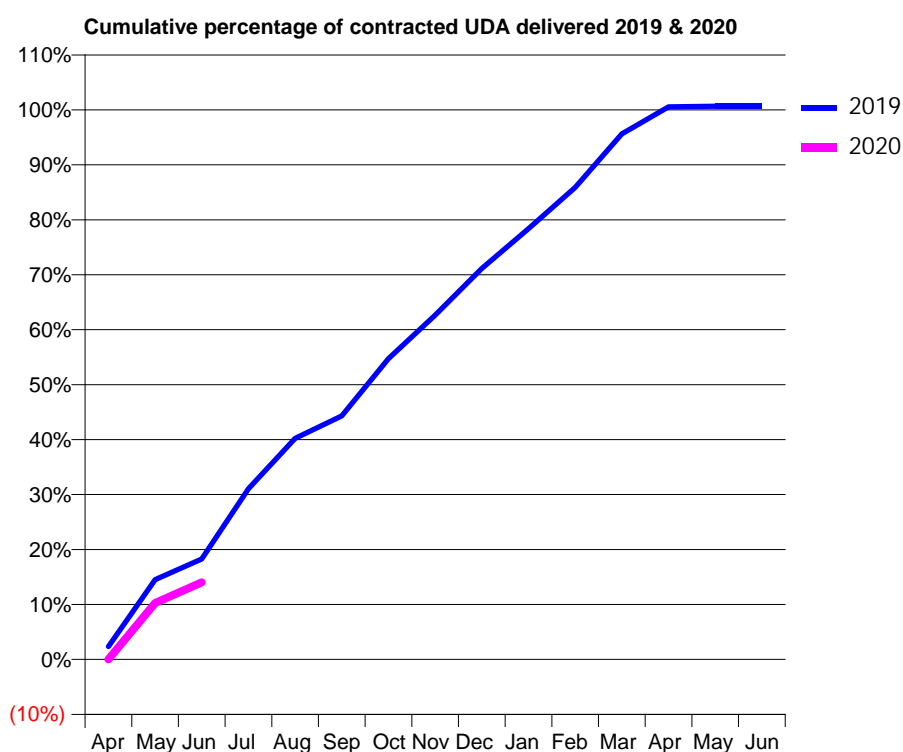
19/20 Contracted general activity (UDA)	9,000
Carry forward general activity (UDA)	0
19/20 Contracted orthodontic activity (UOA)	0
Carry forward orthodontic activity (UOA)	0
Baseline contract value	£234,568.62

ACCESS*

Patients seen in 24 months	Total	Change since previous quarter
Quarter ending June 2018	4,454	
Quarter ending September 2018	4,431	→
Quarter ending December 2018	4,412	→
Quarter ending March 2019	4,365	↓
Quarter ending June 2019	4,303	↓
Variance since June 2018	(3.4%)	↓



ACTIVITY



Month	Adjusted Scheduled Activity (UDA)	
	2019	2020
April	211	0
May	1,308	926
June	1,645	1,261
July	2,796	
August	3,621	
September	3,988	
October	4,927	
November	5,637	
December	6,402	
January	7,055	
February	7,731	
March	8,606	
April	9,050	
May	9,060	
June	9,060	

QUALITY

	Quantity	Base Number	Contract	AT	Region	England
% of FP17s for the same patient ID Re-attending within 3 months - Children	21	311	6.8%	8.6%	10.6%	11.4%
% of FP17s for the same patient ID Re-attending within 3 months - Adults	167	1,072	15.6%	13.5%	15.2%	15.4%
% of FP17s for the same patient ID Re-attending between 3 & 9 months - Children	210	311	67.5%	61.2%	62.3%	59.8%
% of FP17s for the same patient ID Re-attending between 3 & 9 months - Adults	633	1,072	59.0%	52.3%	53.3%	52.1%
% of FP17s for Band 1 Urgent Courses	111	829	13.4%	10.0%	9.7%	9.2%
% of FP17s Relating to Free Repair or Replacements	4	829	0.5%	0.9%	0.6%	0.7%
% of FP17s Relating to Continuations	8	829	1.0%	0.9%	0.8%	0.8%
% of Patients satisfied with the dentistry they have received	1	1	N/A	94.0%	93.4%	93.4%
% of Patients satisfied with the time they had to wait for an appointment	1	1	N/A	85.7%	86.8%	87.6%

* This is based on patients treated on this contract for their most recent course of treatment. Figures in italics indicate the base number of FP17s or Patient Questionnaire responses are less than 100. N/A is shown where the base number of responses is less than 10 during the period. % is calculated as Quantity/Base number*100

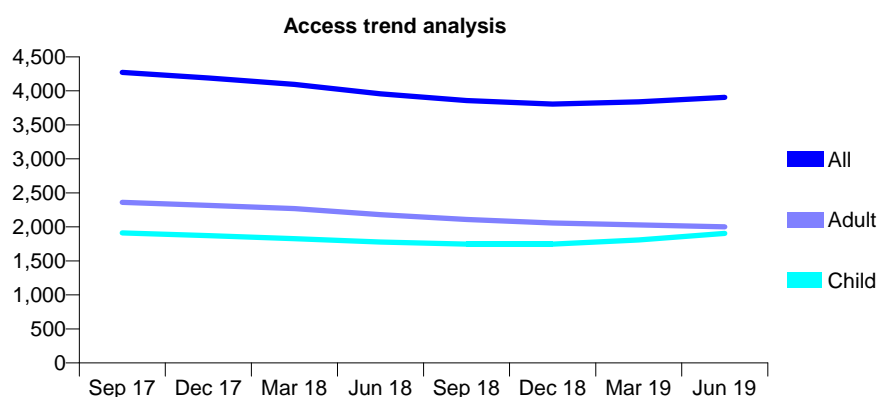
Q66 - Vital Signs At a Glance Contract Report for 153001/0001 - June 2019

Name or company name	Gentle Dental UK Ltd
Contract type name	GDS Contract
Purpose of contract	General
Contract start date	01/12/2007
Contract end date	

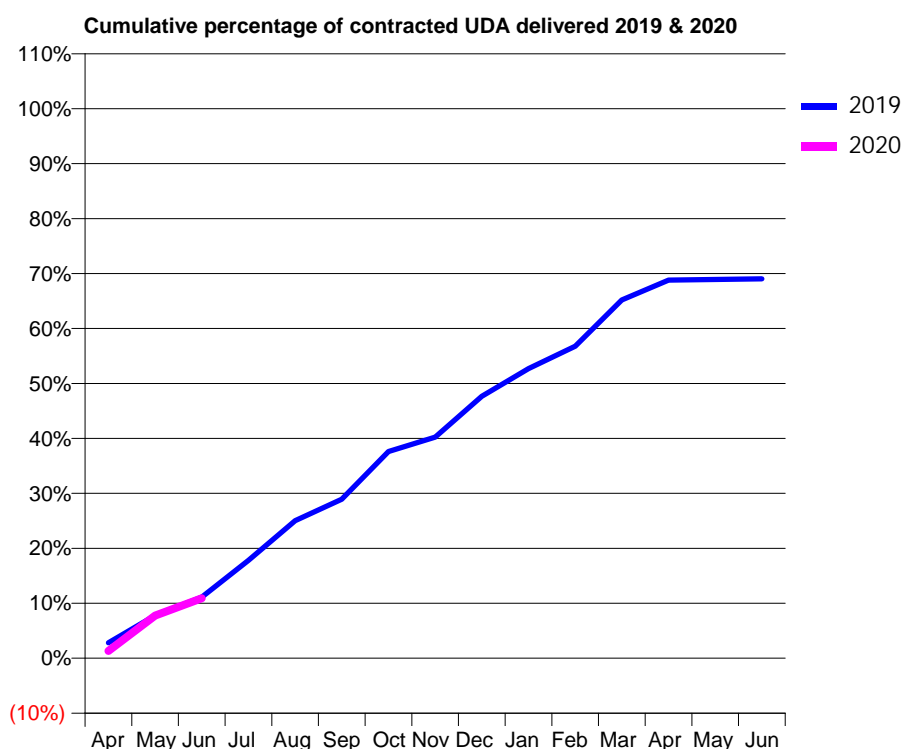
19/20 Contracted general activity (UDA)	14,673
Carry forward general activity (UDA)	0
19/20 Contracted orthodontic activity (UOA)	0
Carry forward orthodontic activity (UOA)	0
Baseline contract value	£397,749.34

ACCESS*

Patients seen in 24 months	Total	Change since previous quarter
Quarter ending June 2018	3,956	
Quarter ending September 2018	3,858	↓
Quarter ending December 2018	3,804	↓
Quarter ending March 2019	3,838	→
Quarter ending June 2019	3,905	→
Variance since June 2018	(1.3%)	↓



ACTIVITY



Month	2019	2020
April	336	196
May	937	1,140
June	1,332	1,602
July	2,136	
August	3,004	
September	3,474	
October	4,511	
November	4,830	
December	5,720	
January	6,322	
February	6,814	
March	7,822	
April	8,257	
May	8,272	
June	8,284	

QUALITY

	Quantity	Base Number	Contract	AT	Region	England
% of FP17s for the same patient ID Re-attending within 3 months - Children	48	785	6.1%	8.6%	10.6%	11.4%
% of FP17s for the same patient ID Re-attending within 3 months - Adults	61	648	9.4%	13.5%	15.2%	15.4%
% of FP17s for the same patient ID Re-attending between 3 & 9 months - Children	448	785	57.1%	61.2%	62.3%	59.8%
% of FP17s for the same patient ID Re-attending between 3 & 9 months - Adults	457	648	70.5%	52.3%	53.3%	52.1%
% of FP17s for Band 1 Urgent Courses	20	917	2.2%	10.0%	9.7%	9.2%
% of FP17s Relating to Free Repair or Replacements	0	917	0.0%	0.9%	0.6%	0.7%
% of FP17s Relating to Continuations	1	917	0.1%	0.9%	0.8%	0.8%
% of Patients satisfied with the dentistry they have received	3	3	N/A	94.0%	93.4%	93.4%
% of Patients satisfied with the time they had to wait for an appointment	3	3	N/A	85.7%	86.8%	87.6%

* This is based on patients treated on this contract for their most recent course of treatment.

Figures in italics indicate the base number of FP17s or Patient Questionnaire responses are less than 100. N/A is shown where the base number of responses is less than 10 during the period. % is calculated as Quantity/Base number*100

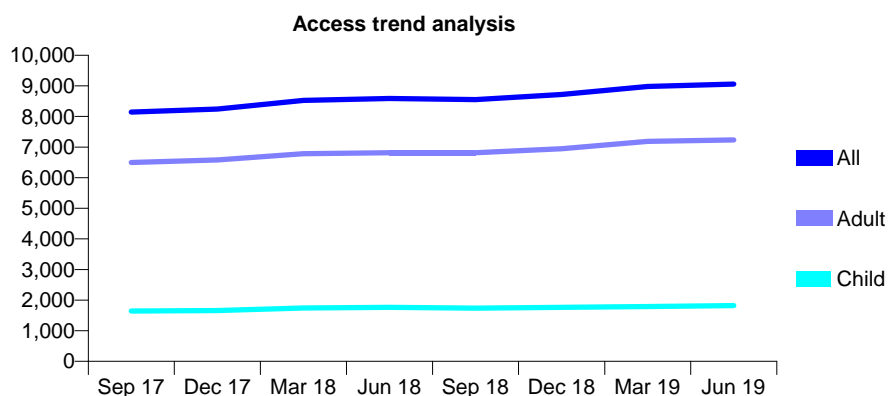
Q66 - Vital Signs At a Glance Contract Report for 157260/0001 - June 2019

Name or company name	Dart Vale Dental Care Ltd
Contract type name	GDS Contract
Purpose of contract	General
Contract start date	01/10/2008
Contract end date	

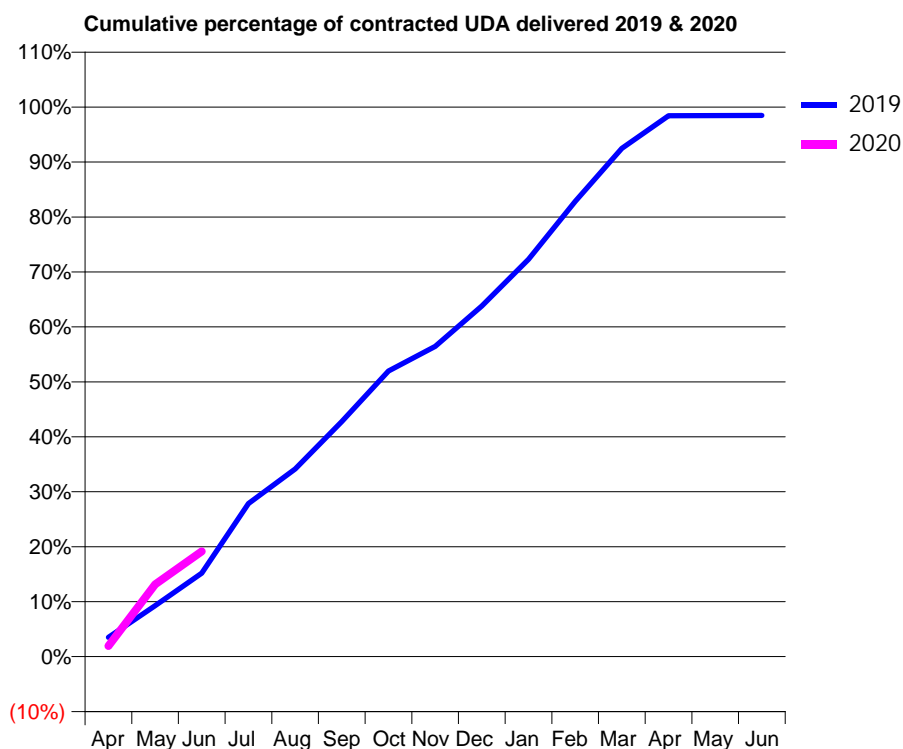
19/20 Contracted general activity (UDA)	25,500
Carry forward general activity (UDA)	0
19/20 Contracted orthodontic activity (UOA)	0
Carry forward orthodontic activity (UOA)	0
Baseline contract value	£655,658.19

ACCESS*

Patients seen in 24 months	Total	Change since previous quarter
Quarter ending June 2018	8,585	
Quarter ending September 2018	8,552	→
Quarter ending December 2018	8,718	→
Quarter ending March 2019	8,978	↑
Quarter ending June 2019	9,060	→
Variance since June 2018	5.5%	↑



ACTIVITY



Month	Adjusted Scheduled Activity (UDA)	
	2019	2020
April	891	497
May	2,367	3,348
June	3,873	4,882
July	7,106	
August	8,708	
September	10,906	
October	13,249	
November	14,400	
December	16,268	
January	18,439	
February	21,120	
March	23,579	
April	25,097	
May	25,102	
June	25,110	

QUALITY

	Quantity	Base Number	Contract	AT	Region	England
% of FP17s for the same patient ID Re-attending within 3 months - Children	35	676	5.2%	8.6%	10.6%	11.4%
% of FP17s for the same patient ID Re-attending within 3 months - Adults	361	2,619	13.8%	13.5%	15.2%	15.4%
% of FP17s for the same patient ID Re-attending between 3 & 9 months - Children	418	676	61.8%	61.2%	62.3%	59.8%
% of FP17s for the same patient ID Re-attending between 3 & 9 months - Adults	1,420	2,619	54.2%	52.3%	53.3%	52.1%
% of FP17s for Band 1 Urgent Courses	277	2,658	10.4%	10.0%	9.7%	9.2%
% of FP17s Relating to Free Repair or Replacements	21	2,658	0.8%	0.9%	0.6%	0.7%
% of FP17s Relating to Continuations	18	2,658	0.7%	0.9%	0.8%	0.8%
% of Patients satisfied with the dentistry they have received	2	3	N/A	94.0%	93.4%	93.4%
% of Patients satisfied with the time they had to wait for an appointment	3	3	N/A	85.7%	86.8%	87.6%

* This is based on patients treated on this contract for their most recent course of treatment. Figures in italics indicate the base number of FP17s or Patient Questionnaire responses are less than 100. N/A is shown where the base number of responses is less than 10 during the period. % is calculated as Quantity/Base number*100

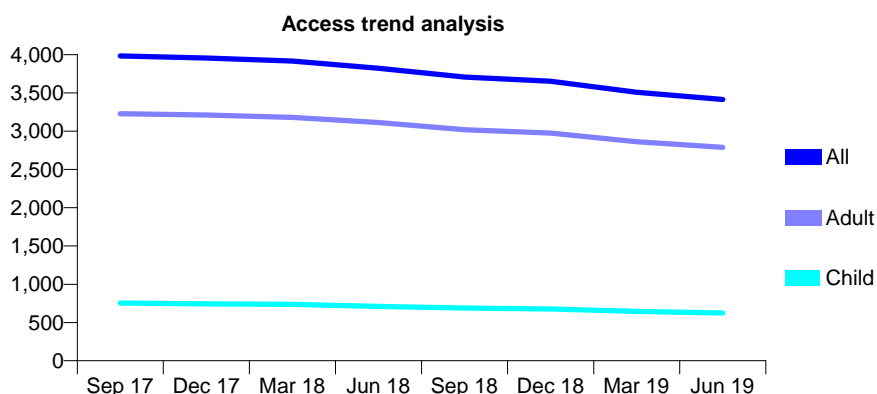
Q66 - Vital Signs At a Glance Contract Report for 159298/0001 - June 2019

Name or company name	DP Shipsey & AMA Shipsey
Contract type name	GDS Contract
Purpose of contract	General
Contract start date	01/04/2012
Contract end date	

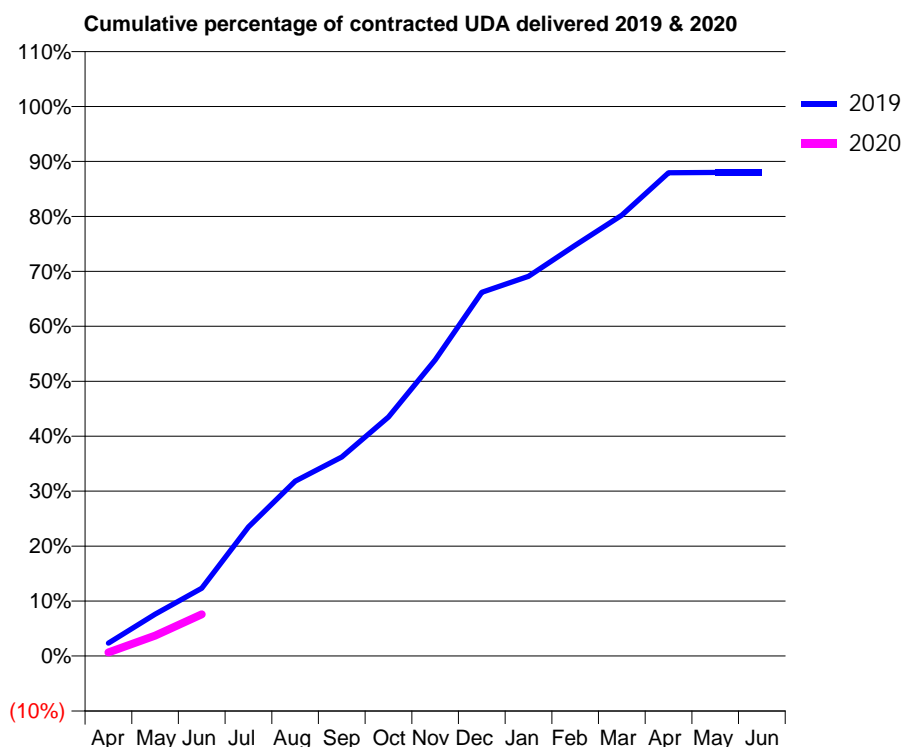
19/20 Contracted general activity (UDA)	15,500
Carry forward general activity (UDA)	0
19/20 Contracted orthodontic activity (UOA)	0
Carry forward orthodontic activity (UOA)	0
Baseline contract value	£421,886.24

ACCESS*

Patients seen in 24 months	Total	Change since previous quarter
Quarter ending June 2018	3,823	
Quarter ending September 2018	3,708	↓
Quarter ending December 2018	3,653	↓
Quarter ending March 2019	3,509	↓
Quarter ending June 2019	3,414	↓
Variance since June 2018	(10.7%)	↓



ACTIVITY



Month	Adjusted Scheduled Activity (UDA)	
	2019	2020
April	286	104
May	923	577
June	1,500	1,175
July	2,854	
August	3,865	
September	4,400	
October	5,282	
November	6,544	
December	8,038	
January	8,391	
February	9,077	
March	9,741	
April	10,680	
May	10,686	
June	10,686	

QUALITY

	Quantity	Base Number	Contract	AT	Region	England
% of FP17s for the same patient ID Re-attending within 3 months - Children	5	125	4.0%	8.6%	10.6%	11.4%
% of FP17s for the same patient ID Re-attending within 3 months - Adults	138	700	19.7%	13.5%	15.2%	15.4%
% of FP17s for the same patient ID Re-attending between 3 & 9 months - Children	75	125	60.0%	61.2%	62.3%	59.8%
% of FP17s for the same patient ID Re-attending between 3 & 9 months - Adults	364	700	52.0%	52.3%	53.3%	52.1%
% of FP17s for Band 1 Urgent Courses	51	559	9.1%	10.0%	9.7%	9.2%
% of FP17s Relating to Free Repair or Replacements	4	559	0.7%	0.9%	0.6%	0.7%
% of FP17s Relating to Continuations	21	559	3.8%	0.9%	0.8%	0.8%
% of Patients satisfied with the dentistry they have received	1	1	N/A	94.0%	93.4%	93.4%
% of Patients satisfied with the time they had to wait for an appointment	1	1	N/A	85.7%	86.8%	87.6%

* This is based on patients treated on this contract for their most recent course of treatment. Figures in italics indicate the base number of FP17s or Patient Questionnaire responses are less than 100. N/A is shown where the base number of responses is less than 10 during the period. % is calculated as Quantity/Base number*100

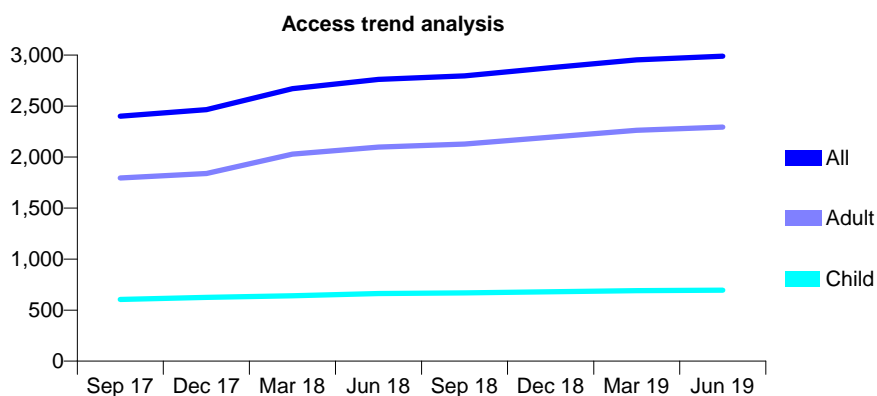
Q66 - Vital Signs At a Glance Contract Report for 159913/0001 - June 2019

Name or company name	Ingleby Dental Practice Limited
Contract type name	GDS Contract
Purpose of contract	General
Contract start date	01/05/2012
Contract end date	

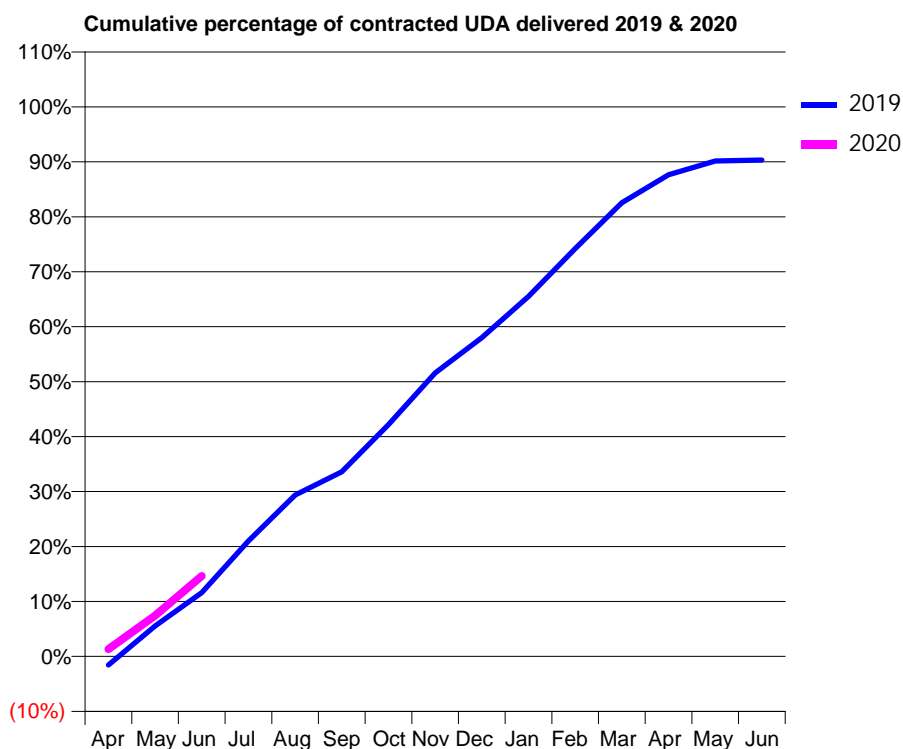
19/20 Contracted general activity (UDA)	6,904
Carry forward general activity (UDA)	0
19/20 Contracted orthodontic activity (UOA)	0
Carry forward orthodontic activity (UOA)	0
Baseline contract value	£193,465.57

ACCESS*

Patients seen in 24 months	Total	Change since previous quarter
Quarter ending June 2018	2,762	
Quarter ending September 2018	2,795	→
Quarter ending December 2018	2,876	↑
Quarter ending March 2019	2,953	↑
Quarter ending June 2019	2,989	→
Variance since June 2018	8.2%	↑



ACTIVITY



Month	2019	2020
April	-127	92
May	446	513
June	933	1,011
July	1,686	
August	2,358	
September	2,698	
October	3,388	
November	4,144	
December	4,656	
January	5,260	
February	5,958	
March	6,627	
April	7,036	
May	7,237	
June	7,253	

QUALITY

	Quantity	Base Number	Contract	AT	Region	England
% of FP17s for the same patient ID Re-attending within 3 months - Children	8	226	3.5%	8.6%	10.6%	11.4%
% of FP17s for the same patient ID Re-attending within 3 months - Adults	63	696	9.1%	13.5%	15.2%	15.4%
% of FP17s for the same patient ID Re-attending between 3 & 9 months - Children	156	226	69.0%	61.2%	62.3%	59.8%
% of FP17s for the same patient ID Re-attending between 3 & 9 months - Adults	440	696	63.2%	52.3%	53.3%	52.1%
% of FP17s for Band 1 Urgent Courses	32	708	4.5%	10.0%	9.7%	9.2%
% of FP17s Relating to Free Repair or Replacements	1	708	0.1%	0.9%	0.6%	0.7%
% of FP17s Relating to Continuations	4	708	0.6%	0.9%	0.8%	0.8%
% of Patients satisfied with the dentistry they have received	0	1	N/A	94.0%	93.4%	93.4%
% of Patients satisfied with the time they had to wait for an appointment	0	1	N/A	85.7%	86.8%	87.6%

* This is based on patients treated on this contract for their most recent course of treatment. Figures in italics indicate the base number of FP17s or Patient Questionnaire responses are less than 100. N/A is shown where the base number of responses is less than 10 during the period. % is calculated as Quantity/Base number*100

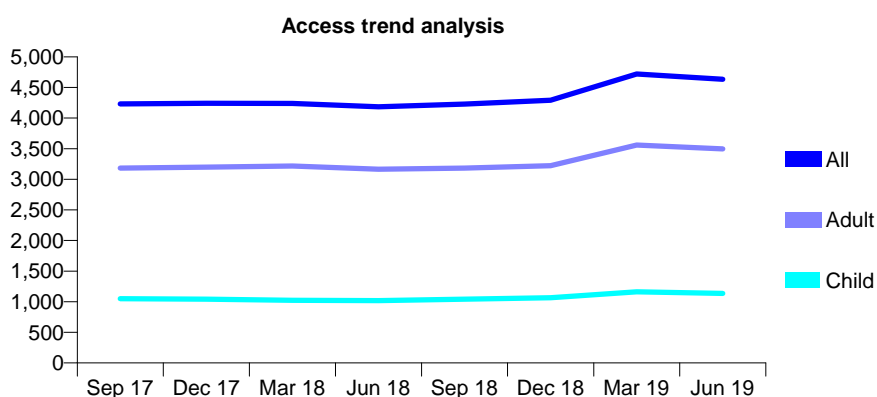
Q66 - Vital Signs At a Glance Contract Report for 160555/0001 - June 2019

Name or company name	Marlborough Dental Centre Partnership
Contract type name	GDS Contract
Purpose of contract	General
Contract start date	01/01/2015
Contract end date	

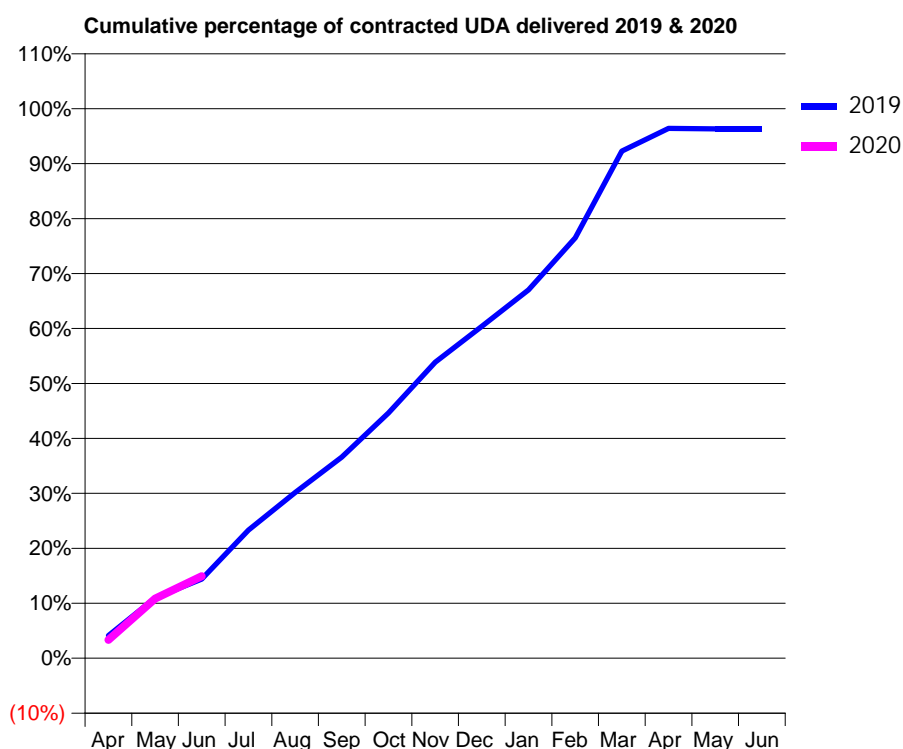
19/20 Contracted general activity (UDA)	13,361
Carry forward general activity (UDA)	0
19/20 Contracted orthodontic activity (UOA)	0
Carry forward orthodontic activity (UOA)	0
Baseline contract value	£356,754.72

ACCESS*

Patients seen in 24 months	Total	Change since previous quarter
Quarter ending June 2018	4,184	
Quarter ending September 2018	4,227	→
Quarter ending December 2018	4,290	→
Quarter ending March 2019	4,720	↑
Quarter ending June 2019	4,634	↓
Variance since June 2018	10.8%	↑



ACTIVITY



Month	2019	2020
April	549	446
May	1,468	1,450
June	1,926	1,994
July	3,114	
August	4,028	
September	4,890	
October	5,963	
November	7,196	
December	8,070	
January	8,956	
February	10,217	
March	12,328	
April	12,881	
May	12,871	
June	12,870	

QUALITY

	Quantity	Base Number	Contract	AT	Region	England
% of FP17s for the same patient ID Re-attending within 3 months - Children	31	352	8.8%	8.6%	10.6%	11.4%
% of FP17s for the same patient ID Re-attending within 3 months - Adults	151	944	16.0%	13.5%	15.2%	15.4%
% of FP17s for the same patient ID Re-attending between 3 & 9 months - Children	241	352	68.5%	61.2%	62.3%	59.8%
% of FP17s for the same patient ID Re-attending between 3 & 9 months - Adults	456	944	48.3%	52.3%	53.3%	52.1%
% of FP17s for Band 1 Urgent Courses	111	1,043	10.6%	10.0%	9.7%	9.2%
% of FP17s Relating to Free Repair or Replacements	16	1,043	1.5%	0.9%	0.6%	0.7%
% of FP17s Relating to Continuations	13	1,043	1.2%	0.9%	0.8%	0.8%
% of Patients satisfied with the dentistry they have received	4	4	N/A	94.0%	93.4%	93.4%
% of Patients satisfied with the time they had to wait for an appointment	4	4	N/A	85.7%	86.8%	87.6%

* This is based on patients treated on this contract for their most recent course of treatment.

Figures in italics indicate the base number of FP17s or Patient Questionnaire responses are less than 100. N/A is shown where the base number of responses is less than 10 during the period. % is calculated as Quantity/Base number*100

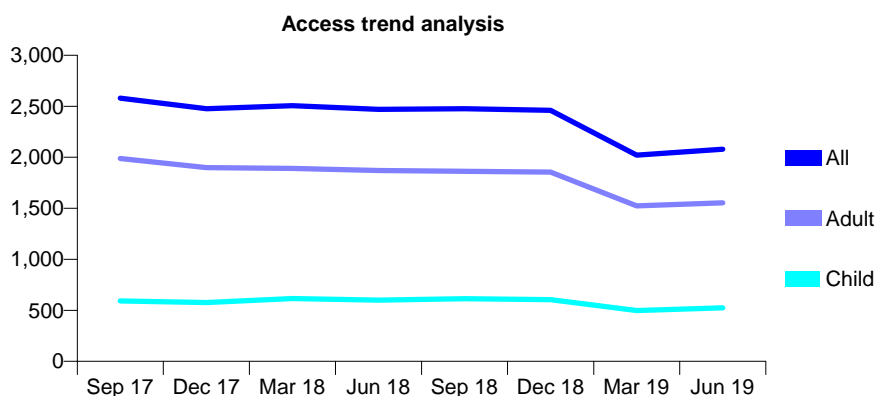
Q66 - Vital Signs At a Glance Contract Report for 160555/0002 - June 2019

Name or company name	Marlborough Dental Centre Partnership
Contract type name	GDS Contract
Purpose of contract	General
Contract start date	01/01/2015
Contract end date	

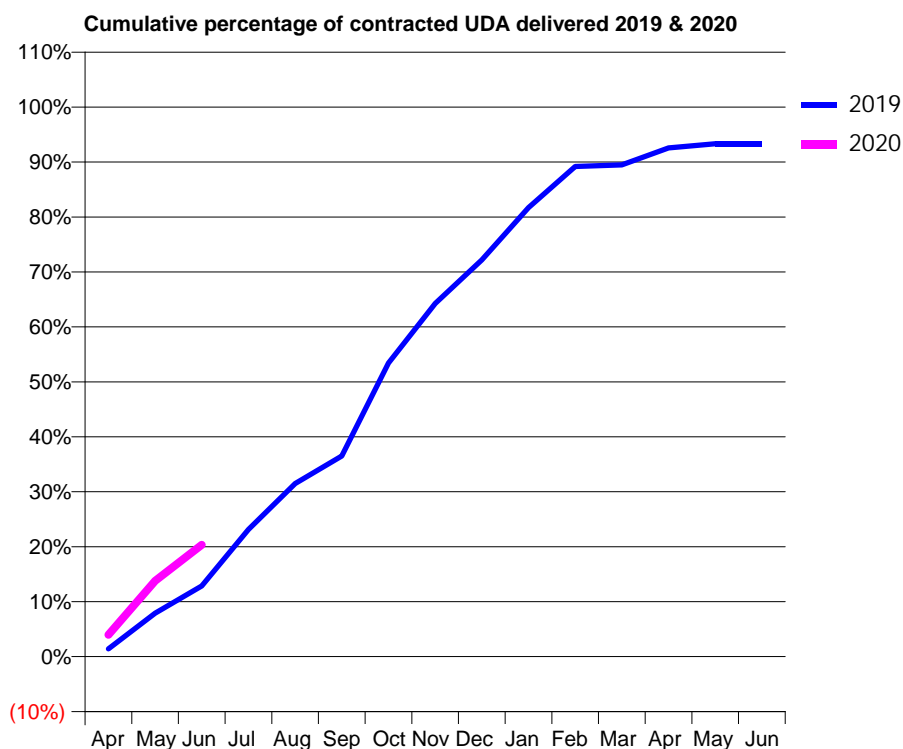
19/20 Contracted general activity (UDA)	7,561
Carry forward general activity (UDA)	0
19/20 Contracted orthodontic activity (UOA)	0
Carry forward orthodontic activity (UOA)	0
Baseline contract value	£208,759.45

ACCESS*

Patients seen in 24 months	Total	Change since previous quarter
Quarter ending June 2018	2,470	
Quarter ending September 2018	2,477	→
Quarter ending December 2018	2,461	→
Quarter ending March 2019	2,021	↓
Quarter ending June 2019	2,079	↑
Variance since June 2018	(15.8%)	↓



ACTIVITY



Month	Adjusted Scheduled Activity (UDA)	
	2019	2020
April	107	303
May	599	1,042
June	974	1,539
July	1,749	
August	2,382	
September	2,761	
October	4,039	
November	4,858	
December	5,457	
January	6,176	
February	6,744	
March	6,767	
April	6,999	
May	7,055	
June	7,055	

QUALITY

	Quantity	Base Number	Contract	AT	Region	England
% of FP17s for the same patient ID Re-attending within 3 months - Children	12	235	5.1%	8.6%	10.6%	11.4%
% of FP17s for the same patient ID Re-attending within 3 months - Adults	76	602	12.6%	13.5%	15.2%	15.4%
% of FP17s for the same patient ID Re-attending between 3 & 9 months - Children	133	235	56.6%	61.2%	62.3%	59.8%
% of FP17s for the same patient ID Re-attending between 3 & 9 months - Adults	281	602	46.7%	52.3%	53.3%	52.1%
% of FP17s for Band 1 Urgent Courses	63	723	8.7%	10.0%	9.7%	9.2%
% of FP17s Relating to Free Repair or Replacements	10	723	1.4%	0.9%	0.6%	0.7%
% of FP17s Relating to Continuations	8	723	1.1%	0.9%	0.8%	0.8%
% of Patients satisfied with the dentistry they have received	0	0	N/A	94.0%	93.4%	93.4%
% of Patients satisfied with the time they had to wait for an appointment	0	0	N/A	85.7%	86.8%	87.6%

* This is based on patients treated on this contract for their most recent course of treatment. Figures in italics indicate the base number of FP17s or Patient Questionnaire responses are less than 100. N/A is shown where the base number of responses is less than 10 during the period. % is calculated as Quantity/Base number*100

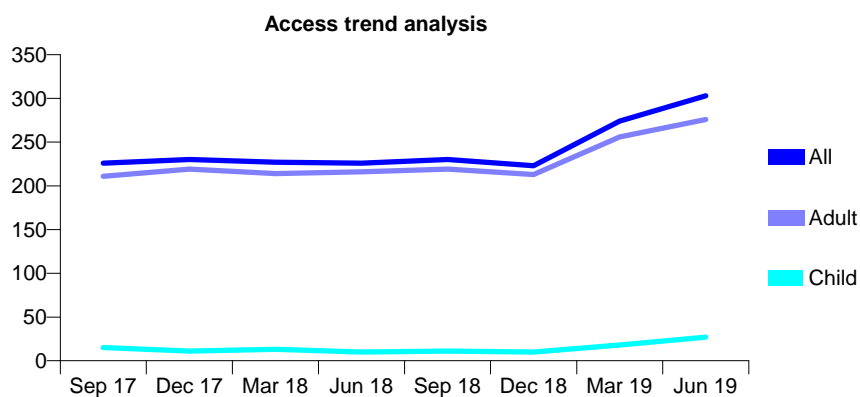
Q66 - Vital Signs At a Glance Contract Report for 160555/0003 - June 2019

Name or company name	Marlborough Dental Centre Partnership
Contract type name	GDS Contract
Purpose of contract	General
Contract start date	01/01/2015
Contract end date	

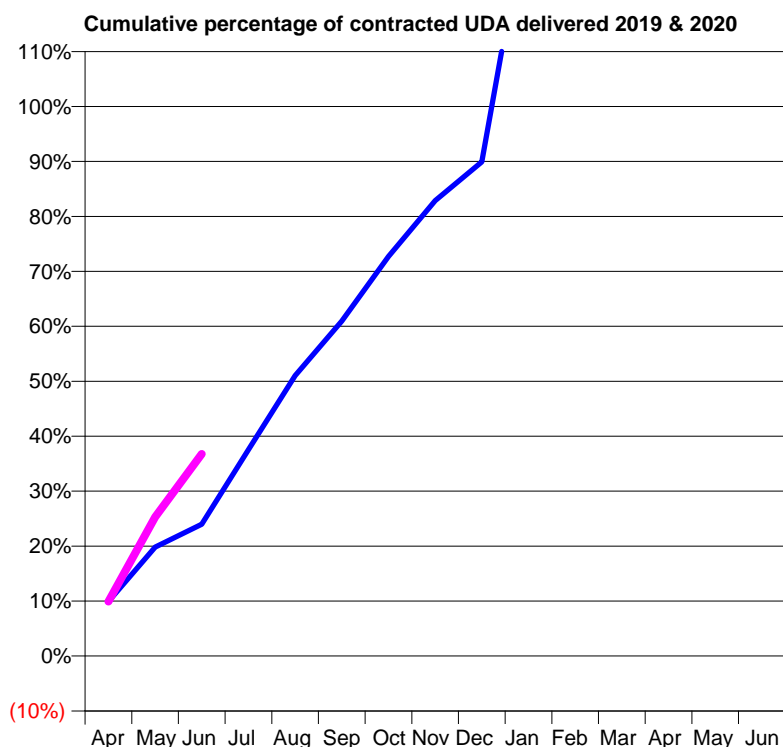
19/20 Contracted general activity (UDA)	230
Carry forward general activity (UDA)	0
19/20 Contracted orthodontic activity (UOA)	0
Carry forward orthodontic activity (UOA)	0
Baseline contract value	£31,571.50

ACCESS*

Patients seen in 24 months	Total	Change since previous quarter
Quarter ending June 2018	226	
Quarter ending September 2018	230	→
Quarter ending December 2018	223	↓
Quarter ending March 2019	274	↑
Quarter ending June 2019	303	↑
Variance since June 2018	34.1%	↑



ACTIVITY



Month	Adjusted Scheduled Activity (UDA)	
	2019	2020
April	23	23
May	46	58
June	55	85
July	86	
August	117	
September	140	
October	167	
November	191	
December	207	
January	315	
February	342	
March	371	
April	385	
May	386	
June	386	

QUALITY

	Quantity	Base Number	Contract	AT	Region	England
% of FP17s for the same patient ID Re-attending within 3 months - Children	0	10	0.0%	8.6%	10.6%	11.4%
% of FP17s for the same patient ID Re-attending within 3 months - Adults	5	82	6.1%	13.5%	15.2%	15.4%
% of FP17s for the same patient ID Re-attending between 3 & 9 months - Children	1	10	10.0%	61.2%	62.3%	59.8%
% of FP17s for the same patient ID Re-attending between 3 & 9 months - Adults	4	82	4.9%	52.3%	53.3%	52.1%
% of FP17s for Band 1 Urgent Courses	63	66	95.5%	10.0%	9.7%	9.2%
% of FP17s Relating to Free Repair or Replacements	0	66	0.0%	0.9%	0.6%	0.7%
% of FP17s Relating to Continuations	0	66	0.0%	0.9%	0.8%	0.8%
% of Patients satisfied with the dentistry they have received	0	0	N/A	94.0%	93.4%	93.4%
% of Patients satisfied with the time they had to wait for an appointment	0	0	N/A	85.7%	86.8%	87.6%

* This is based on patients treated on this contract for their most recent course of treatment. Figures in italics indicate the base number of FP17s or Patient Questionnaire responses are less than 100. N/A is shown where the base number of responses is less than 10 during the period. % is calculated as Quantity/Base number*100

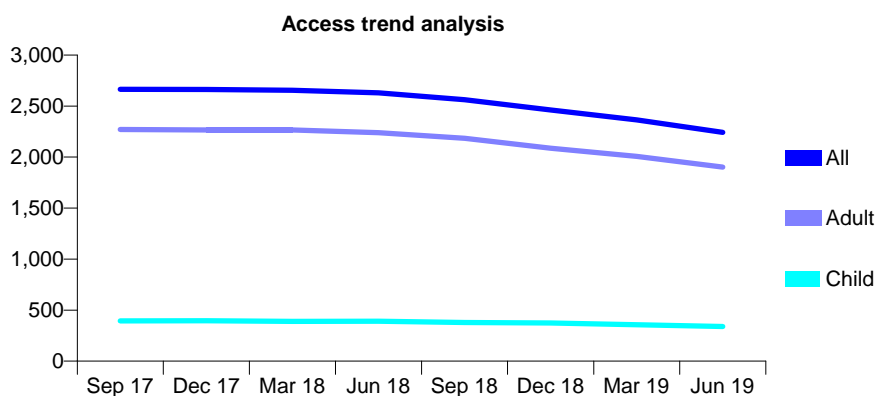
Q66 - Vital Signs At a Glance Contract Report for 160881/0001 - June 2019

Name or company name	The Trewirgie Dental Practice Partnership
Contract type name	GDS Contract
Purpose of contract	General
Contract start date	28/03/2014
Contract end date	

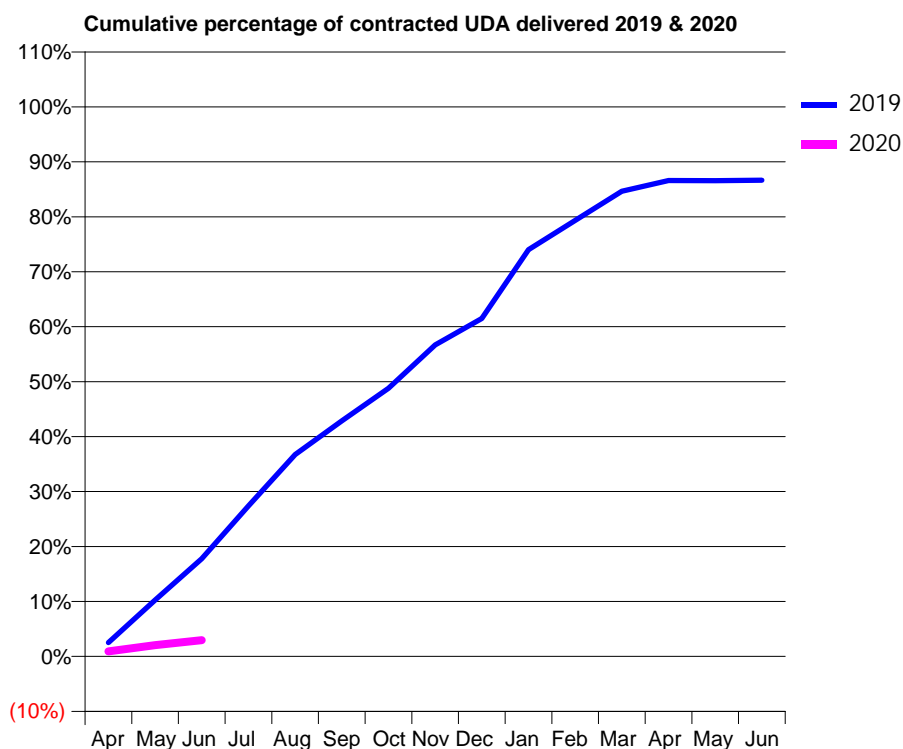
19/20 Contracted general activity (UDA)	14,000
Carry forward general activity (UDA)	0
19/20 Contracted orthodontic activity (UOA)	0
Carry forward orthodontic activity (UOA)	0
Baseline contract value	£375,897.00

ACCESS*

Patients seen in 24 months	Total	Change since previous quarter
Quarter ending June 2018	2,630	
Quarter ending September 2018	2,563	↓
Quarter ending December 2018	2,462	↓
Quarter ending March 2019	2,365	↓
Quarter ending June 2019	2,242	↓
Variance since June 2018	(14.8%)	↓



ACTIVITY



Month	2019	2020
April	120	126
May	494	286
June	854	412
July	1,315	
August	1,765	
September	2,058	
October	2,341	
November	2,722	
December	2,952	
January	3,554	
February	3,809	
March	4,063	
April	4,157	
May	4,156	
June	4,159	

QUALITY

	Quantity	Base Number	Contract	AT	Region	England
% of FP17s for the same patient ID Re-attending within 3 months - Children	0	56	0.0%	8.6%	10.6%	11.4%
% of FP17s for the same patient ID Re-attending within 3 months - Adults	7	190	3.7%	13.5%	15.2%	15.4%
% of FP17s for the same patient ID Re-attending between 3 & 9 months - Children	14	56	25.0%	61.2%	62.3%	59.8%
% of FP17s for the same patient ID Re-attending between 3 & 9 months - Adults	56	190	29.5%	52.3%	53.3%	52.1%
% of FP17s for Band 1 Urgent Courses	47	210	22.4%	10.0%	9.7%	9.2%
% of FP17s Relating to Free Repair or Replacements	2	210	1.0%	0.9%	0.6%	0.7%
% of FP17s Relating to Continuations	1	210	0.5%	0.9%	0.8%	0.8%
% of Patients satisfied with the dentistry they have received	2	2	N/A	94.0%	93.4%	93.4%
% of Patients satisfied with the time they had to wait for an appointment	2	2	N/A	85.7%	86.8%	87.6%

* This is based on patients treated on this contract for their most recent course of treatment. Figures in italics indicate the base number of FP17s or Patient Questionnaire responses are less than 100. N/A is shown where the base number of responses is less than 10 during the period. % is calculated as Quantity/Base number*100

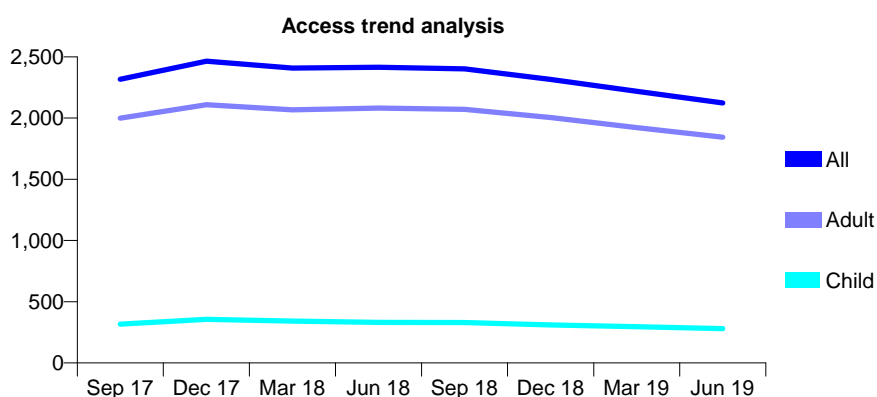
Q66 - Vital Signs At a Glance Contract Report for 161128/0001 - June 2019

Name or company name	The Old Brewery Yard Dental Practice Part
Contract type name	GDS Contract
Purpose of contract	General
Contract start date	17/12/2013
Contract end date	

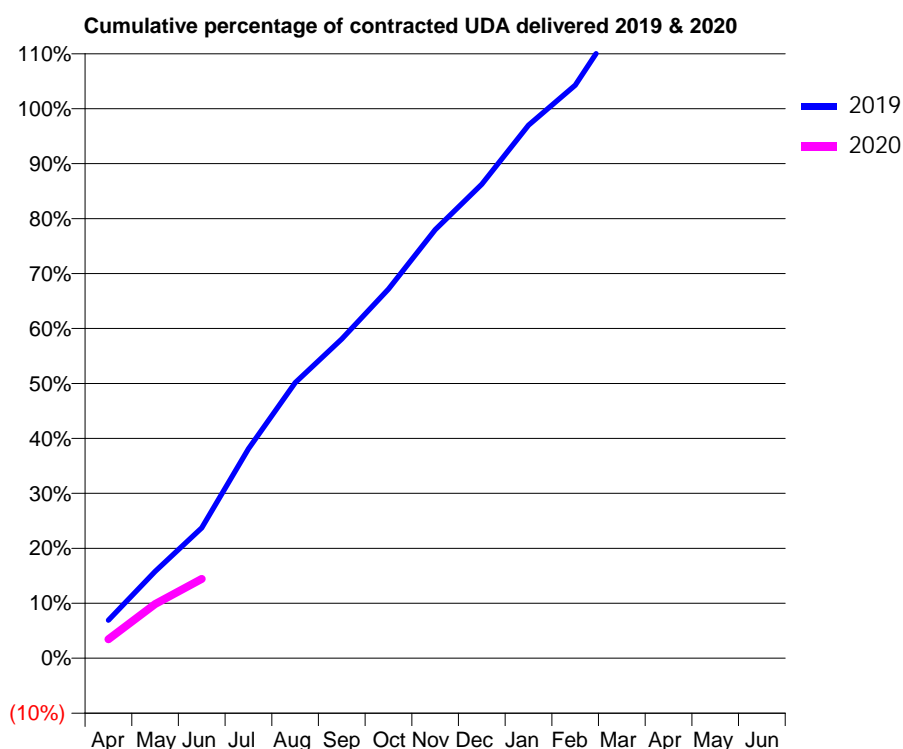
19/20 Contracted general activity (UDA)	8,000
Carry forward general activity (UDA)	0
19/20 Contracted orthodontic activity (UOA)	0
Carry forward orthodontic activity (UOA)	0
Baseline contract value	£174,841.49

ACCESS*

Patients seen in 24 months	Total	Change since previous quarter
Quarter ending June 2018	2,414	
Quarter ending September 2018	2,401	→
Quarter ending December 2018	2,315	↓
Quarter ending March 2019	2,218	↓
Quarter ending June 2019	2,124	↓
Variance since June 2018	(12.0%)	↓



ACTIVITY



Month	2019	2020
April	381	278
May	869	788
June	1,304	1,155
July	2,096	
August	2,758	
September	3,195	
October	3,694	
November	4,289	
December	4,744	
January	5,335	
February	5,734	
March	6,440	
April	6,556	
May	6,556	
June	6,556	

QUALITY

	Quantity	Base Number	Contract	AT	Region	England
% of FP17s for the same patient ID Re-attending within 3 months - Children	4	92	4.3%	8.6%	10.6%	11.4%
% of FP17s for the same patient ID Re-attending within 3 months - Adults	42	567	7.4%	13.5%	15.2%	15.4%
% of FP17s for the same patient ID Re-attending between 3 & 9 months - Children	64	92	69.6%	61.2%	62.3%	59.8%
% of FP17s for the same patient ID Re-attending between 3 & 9 months - Adults	332	567	58.6%	52.3%	53.3%	52.1%
% of FP17s for Band 1 Urgent Courses	48	596	8.1%	10.0%	9.7%	9.2%
% of FP17s Relating to Free Repair or Replacements	9	596	1.5%	0.9%	0.6%	0.7%
% of FP17s Relating to Continuations	2	596	0.3%	0.9%	0.8%	0.8%
% of Patients satisfied with the dentistry they have received	3	4	N/A	94.0%	93.4%	93.4%
% of Patients satisfied with the time they had to wait for an appointment	4	4	N/A	85.7%	86.8%	87.6%

* This is based on patients treated on this contract for their most recent course of treatment.

Figures in italics indicate the base number of FP17s or Patient Questionnaire responses are less than 100. N/A is shown where the base number of responses is less than 10 during the period. % is calculated as Quantity/Base number*100

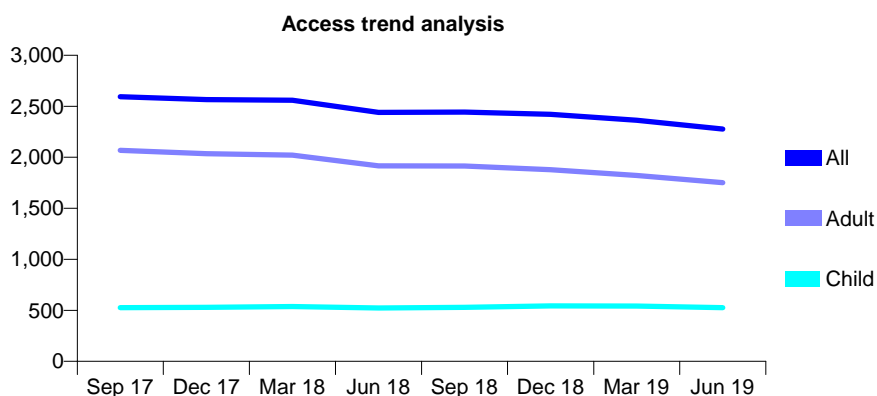
Q66 - Vital Signs At a Glance Contract Report for 161306/0001 - June 2019

Name or company name	Mount Folly Square Dental Practice Partner
Contract type name	GDS Contract
Purpose of contract	General
Contract start date	16/11/2010
Contract end date	

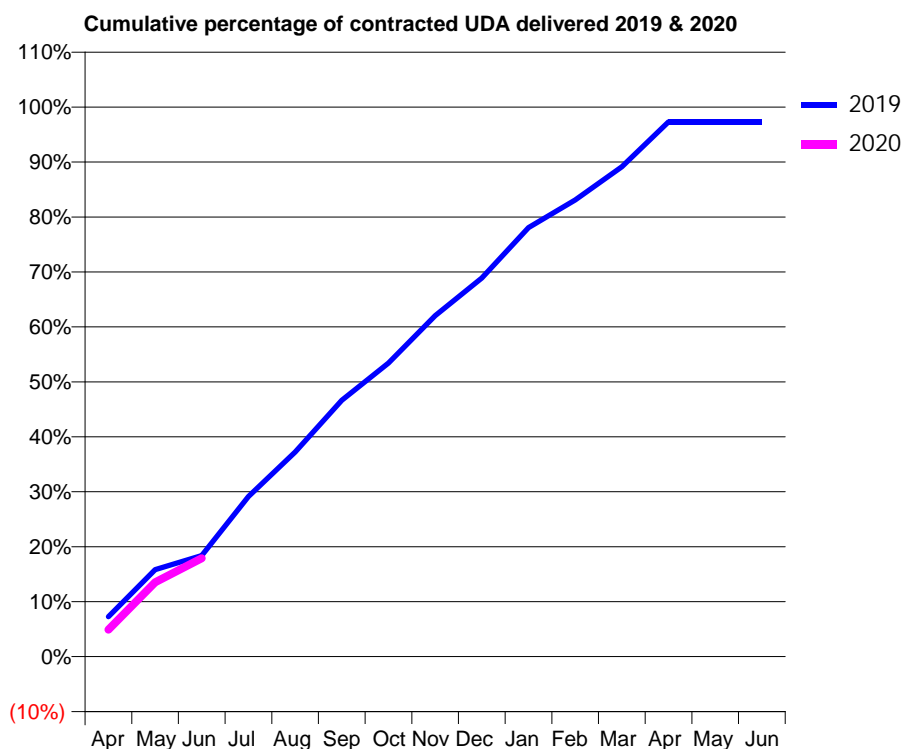
19/20 Contracted general activity (UDA)	7,250
Carry forward general activity (UDA)	0
19/20 Contracted orthodontic activity (UOA)	0
Carry forward orthodontic activity (UOA)	0
Baseline contract value	£194,212.33

ACCESS*

Patients seen in 24 months	Total	Change since previous quarter
Quarter ending June 2018	2,440	
Quarter ending September 2018	2,444	→
Quarter ending December 2018	2,421	→
Quarter ending March 2019	2,363	↓
Quarter ending June 2019	2,277	↓
Variance since June 2018	(6.7%)	↓



ACTIVITY



Month	Adjusted Scheduled Activity (UDA)	
	2019	2020
April	527	355
May	1,148	981
June	1,333	1,298
July	2,113	
August	2,701	
September	3,382	
October	3,873	
November	4,497	
December	4,993	
January	5,659	
February	6,025	
March	6,461	
April	7,054	
May	7,054	
June	7,054	

QUALITY

	Quantity	Base Number	Contract	AT	Region	England
% of FP17s for the same patient ID Re-attending within 3 months - Children	14	193	7.3%	8.6%	10.6%	11.4%
% of FP17s for the same patient ID Re-attending within 3 months - Adults	103	552	18.7%	13.5%	15.2%	15.4%
% of FP17s for the same patient ID Re-attending between 3 & 9 months - Children	111	193	57.5%	61.2%	62.3%	59.8%
% of FP17s for the same patient ID Re-attending between 3 & 9 months - Adults	284	552	51.4%	52.3%	53.3%	52.1%
% of FP17s for Band 1 Urgent Courses	24	491	4.9%	10.0%	9.7%	9.2%
% of FP17s Relating to Free Repair or Replacements	8	491	1.6%	0.9%	0.6%	0.7%
% of FP17s Relating to Continuations	26	491	5.3%	0.9%	0.8%	0.8%
% of Patients satisfied with the dentistry they have received	2	2	N/A	94.0%	93.4%	93.4%
% of Patients satisfied with the time they had to wait for an appointment	2	2	N/A	85.7%	86.8%	87.6%

* This is based on patients treated on this contract for their most recent course of treatment. Figures in italics indicate the base number of FP17s or Patient Questionnaire responses are less than 100. N/A is shown where the base number of responses is less than 10 during the period. % is calculated as Quantity/Base number*100

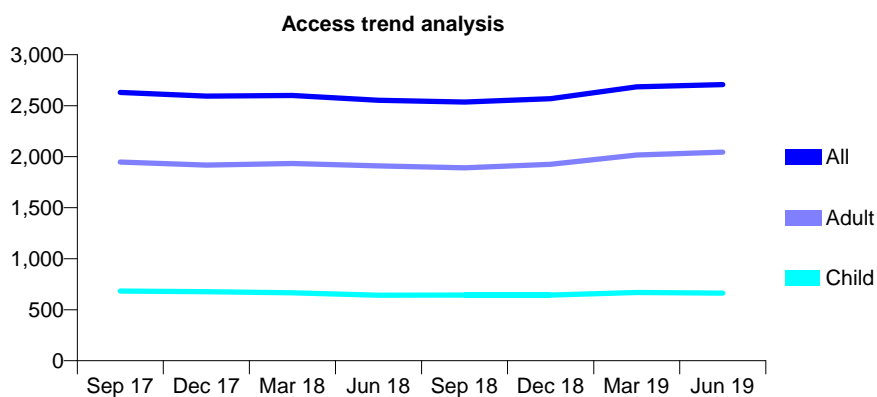
Q66 - Vital Signs At a Glance Contract Report for 161365/0001 - June 2019

Name or company name	The Chudleigh Practice Limited
Contract type name	GDS Contract
Purpose of contract	General
Contract start date	01/05/2010
Contract end date	

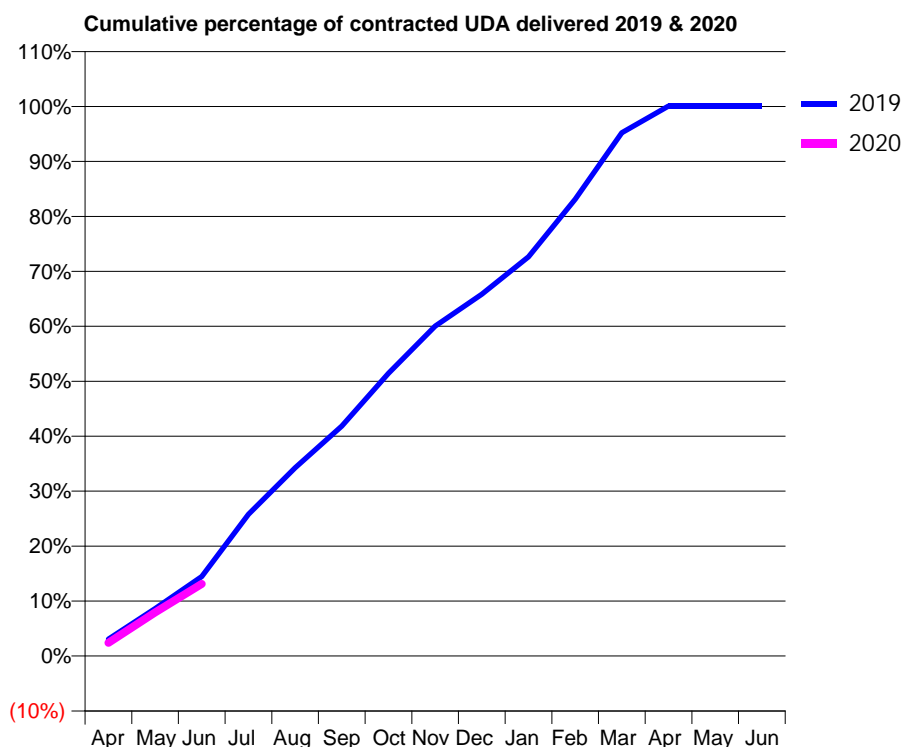
19/20 Contracted general activity (UDA)	8,400
Carry forward general activity (UDA)	0
19/20 Contracted orthodontic activity (UOA)	0
Carry forward orthodontic activity (UOA)	0
Baseline contract value	£214,437.98

ACCESS*

Patients seen in 24 months	Total	Change since previous quarter
Quarter ending June 2018	2,553	
Quarter ending September 2018	2,535	→
Quarter ending December 2018	2,569	→
Quarter ending March 2019	2,684	↑
Quarter ending June 2019	2,707	→
Variance since June 2018	6.0%	↑



ACTIVITY



Month	Adjusted Scheduled Activity (UDA)	
	2019	2020
April	259	204
May	726	668
June	1,215	1,102
July	2,165	
August	2,879	
September	3,513	
October	4,320	
November	5,044	
December	5,530	
January	6,102	
February	6,982	
March	7,998	
April	8,408	
May	8,408	
June	8,408	

QUALITY

	Quantity	Base Number	Contract	AT	Region	England
% of FP17s for the same patient ID Re-attending within 3 months - Children	14	205	6.8%	8.6%	10.6%	11.4%
% of FP17s for the same patient ID Re-attending within 3 months - Adults	73	592	12.3%	13.5%	15.2%	15.4%
% of FP17s for the same patient ID Re-attending between 3 & 9 months - Children	133	205	64.9%	61.2%	62.3%	59.8%
% of FP17s for the same patient ID Re-attending between 3 & 9 months - Adults	378	592	63.9%	52.3%	53.3%	52.1%
% of FP17s for Band 1 Urgent Courses	61	615	9.9%	10.0%	9.7%	9.2%
% of FP17s Relating to Free Repair or Replacements	4	615	0.7%	0.9%	0.6%	0.7%
% of FP17s Relating to Continuations	12	615	2.0%	0.9%	0.8%	0.8%
% of Patients satisfied with the dentistry they have received	4	6	N/A	94.0%	93.4%	93.4%
% of Patients satisfied with the time they had to wait for an appointment	4	6	N/A	85.7%	86.8%	87.6%

* This is based on patients treated on this contract for their most recent course of treatment. Figures in italics indicate the base number of FP17s or Patient Questionnaire responses are less than 100. N/A is shown where the base number of responses is less than 10 during the period. % is calculated as Quantity/Base number*100

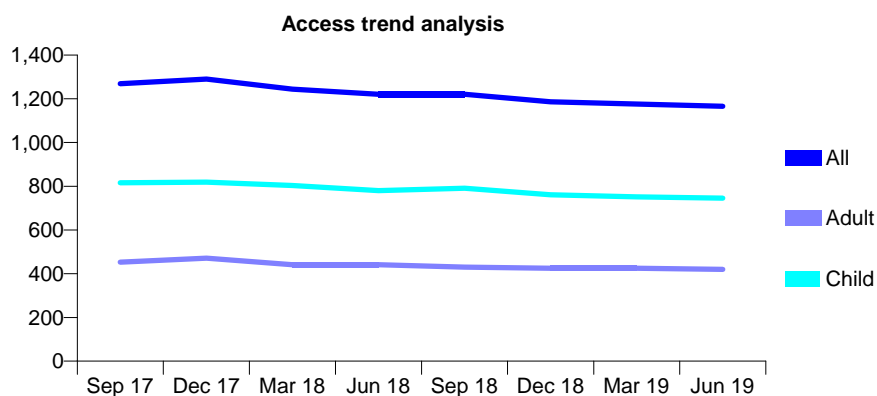
Q66 - Vital Signs At a Glance Contract Report for 163910/0001 - June 2019

Name or company name	White Rose Dental Practice Limited
Contract type name	GDS Contract
Purpose of contract	General
Contract start date	01/12/2015
Contract end date	

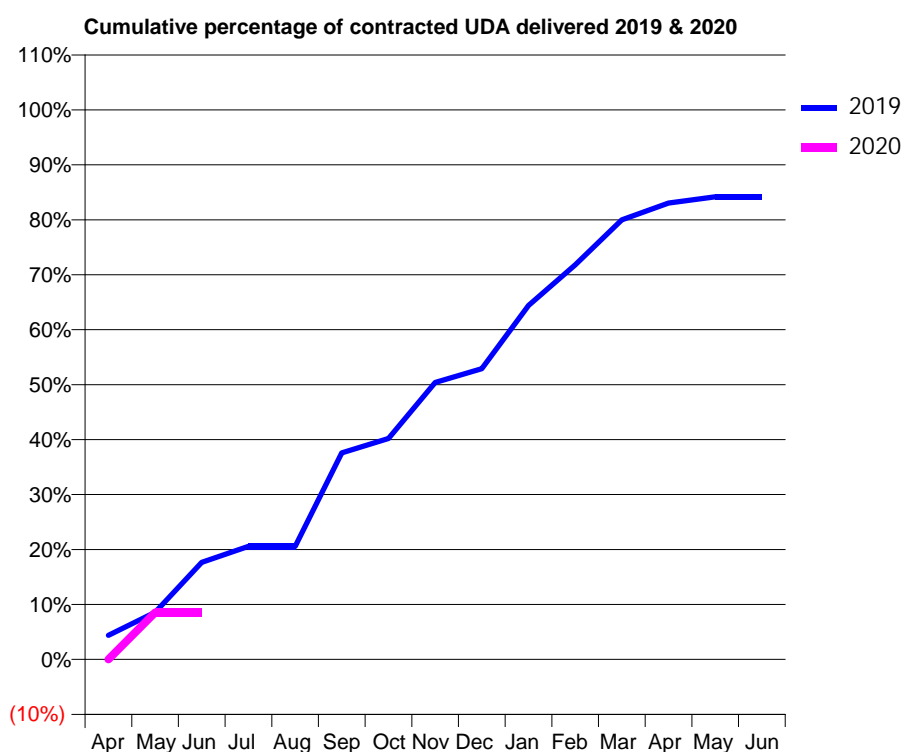
19/20 Contracted general activity (UDA)	4,300
Carry forward general activity (UDA)	0
19/20 Contracted orthodontic activity (UOA)	0
Carry forward orthodontic activity (UOA)	0
Baseline contract value	£93,976.52

ACCESS*

Patients seen in 24 months	Total	Change since previous quarter
Quarter ending June 2018	1,221	
Quarter ending September 2018	1,221	→
Quarter ending December 2018	1,186	↓
Quarter ending March 2019	1,176	→
Quarter ending June 2019	1,166	→
Variance since June 2018	(4.5%)	↓



ACTIVITY



Adjusted Scheduled Activity (UDA)		
Month	2019	2020
April	188	0
May	369	368
June	761	368
July	885	
August	885	
September	1,615	
October	1,728	
November	2,167	
December	2,274	
January	2,769	
February	3,088	
March	3,439	
April	3,571	
May	3,620	
June	3,620	

QUALITY

	Quantity	Base Number	Contract	AT	Region	England
% of FP17s for the same patient ID Re-attending within 3 months - Children	16	236	6.8%	8.6%	10.6%	11.4%
% of FP17s for the same patient ID Re-attending within 3 months - Adults	9	63	14.3%	13.5%	15.2%	15.4%
% of FP17s for the same patient ID Re-attending between 3 & 9 months - Children	176	236	74.6%	61.2%	62.3%	59.8%
% of FP17s for the same patient ID Re-attending between 3 & 9 months - Adults	18	63	28.6%	52.3%	53.3%	52.1%
% of FP17s for Band 1 Urgent Courses	9	202	4.5%	10.0%	9.7%	9.2%
% of FP17s Relating to Free Repair or Replacements	0	202	0.0%	0.9%	0.6%	0.7%
% of FP17s Relating to Continuations	0	202	0.0%	0.9%	0.8%	0.8%
% of Patients satisfied with the dentistry they have received	0	0	N/A	94.0%	93.4%	93.4%
% of Patients satisfied with the time they had to wait for an appointment	0	0	N/A	85.7%	86.8%	87.6%

* This is based on patients treated on this contract for their most recent course of treatment. Figures in italics indicate the base number of FP17s or Patient Questionnaire responses are less than 100. N/A is shown where the base number of responses is less than 10 during the period. % is calculated as Quantity/Base number*100

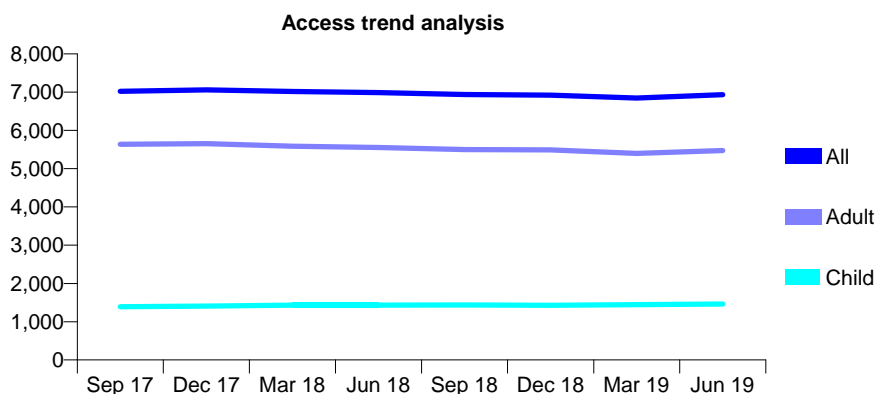
Q66 - Vital Signs At a Glance Contract Report for 164410/0001 - June 2019

Name or company name	QDP (DEVON) LTD
Contract type name	GDS Contract
Purpose of contract	General
Contract start date	01/05/2011
Contract end date	

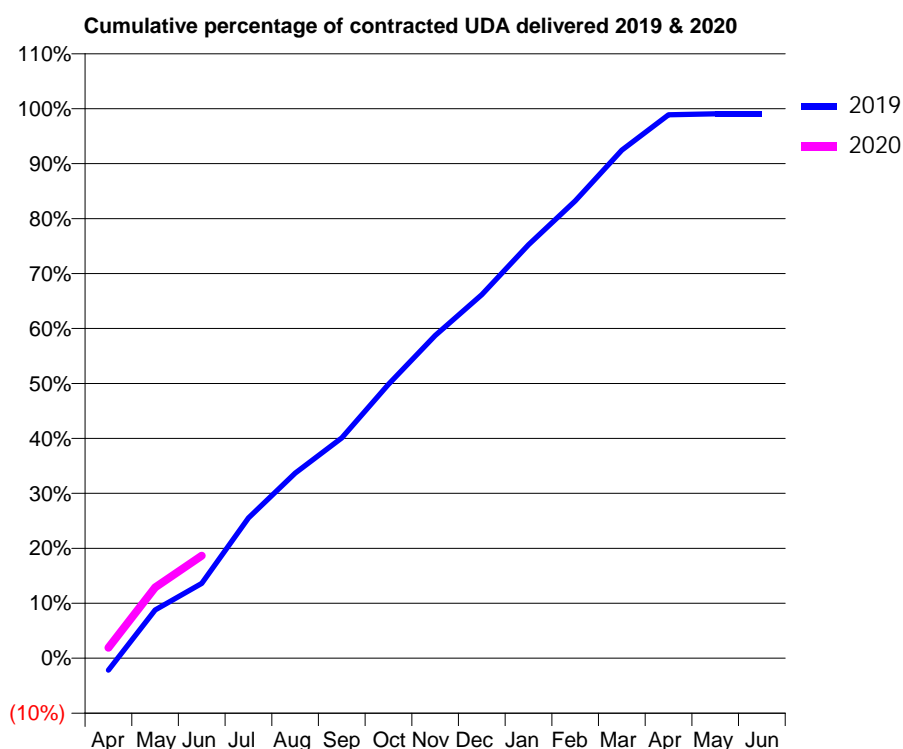
19/20 Contracted general activity (UDA)	19,000
Carry forward general activity (UDA)	0
19/20 Contracted orthodontic activity (UOA)	0
Carry forward orthodontic activity (UOA)	0
Baseline contract value	£573,804.64

ACCESS*

Patients seen in 24 months	Total	Change since previous quarter
Quarter ending June 2018	6,989	
Quarter ending September 2018	6,938	→
Quarter ending December 2018	6,921	→
Quarter ending March 2019	6,845	↓
Quarter ending June 2019	6,935	→
Variance since June 2018	(0.8%)	→



ACTIVITY



Month	2019	2020
April	-419	362
May	1,669	2,452
June	2,591	3,543
July	4,848	
August	6,404	
September	7,613	
October	9,466	
November	11,154	
December	12,568	
January	14,297	
February	15,810	
March	17,564	
April	18,787	
May	18,824	
June	18,824	

QUALITY

	Quantity	Base Number	Contract	AT	Region	England
% of FP17s for the same patient ID Re-attending within 3 months - Children	55	582	9.5%	8.6%	10.6%	11.4%
% of FP17s for the same patient ID Re-attending within 3 months - Adults	297	1,930	15.4%	13.5%	15.2%	15.4%
% of FP17s for the same patient ID Re-attending between 3 & 9 months - Children	360	582	61.9%	61.2%	62.3%	59.8%
% of FP17s for the same patient ID Re-attending between 3 & 9 months - Adults	1,011	1,930	52.4%	52.3%	53.3%	52.1%
% of FP17s for Band 1 Urgent Courses	165	1,960	8.4%	10.0%	9.7%	9.2%
% of FP17s Relating to Free Repair or Replacements	31	1,960	1.6%	0.9%	0.6%	0.7%
% of FP17s Relating to Continuations	17	1,960	0.9%	0.9%	0.8%	0.8%
% of Patients satisfied with the dentistry they have received	3	3	N/A	94.0%	93.4%	93.4%
% of Patients satisfied with the time they had to wait for an appointment	2	3	N/A	85.7%	86.8%	87.6%

* This is based on patients treated on this contract for their most recent course of treatment.

Figures in italics indicate the base number of FP17s or Patient Questionnaire responses are less than 100. N/A is shown where the base number of responses is less than 10 during the period. % is calculated as Quantity/Base number*100

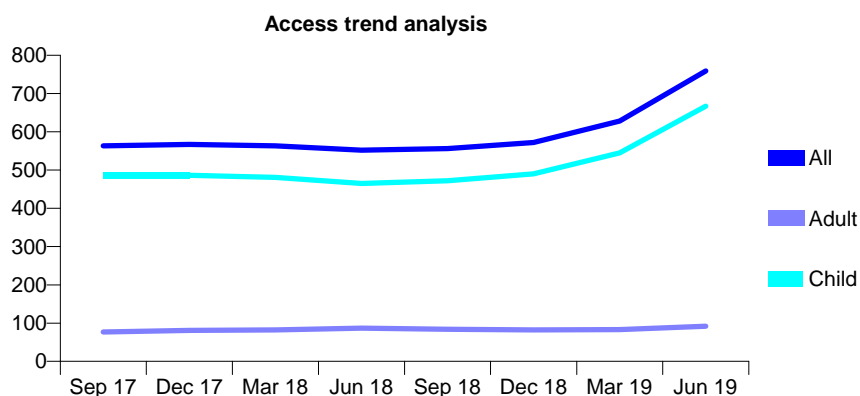
Q66 - Vital Signs At a Glance Contract Report for 164720/0001 - June 2019

Name or company name	Thomson Dental Ltd
Contract type name	GDS Contract
Purpose of contract	General
Contract start date	01/06/2007
Contract end date	

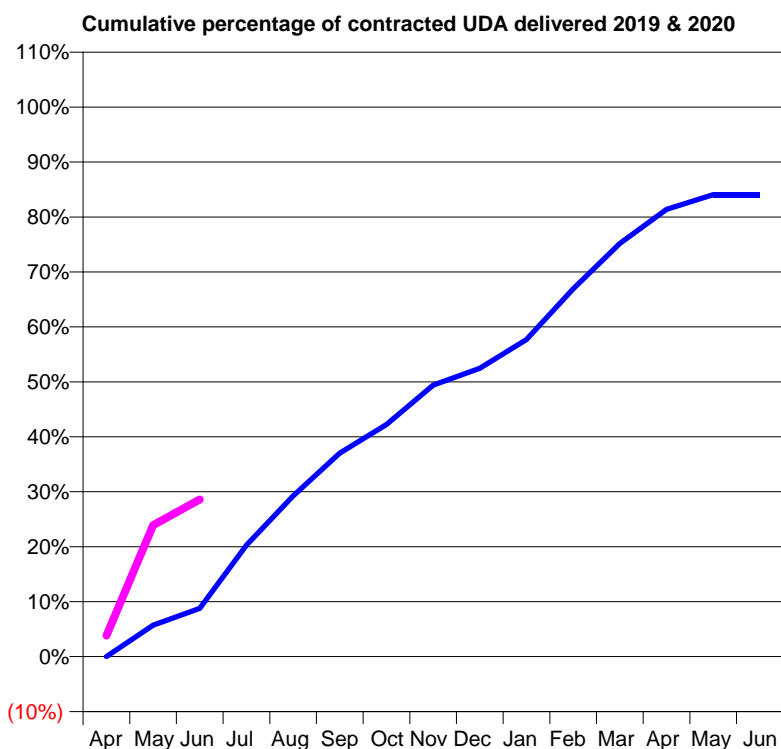
19/20 Contracted general activity (UDA)	1,150
Carry forward general activity (UDA)	0
19/20 Contracted orthodontic activity (UOA)	0
Carry forward orthodontic activity (UOA)	0
Baseline contract value	£33,151.09

ACCESS*

Patients seen in 24 months	Total	Change since previous quarter
Quarter ending June 2018	552	
Quarter ending September 2018	556	→
Quarter ending December 2018	572	↑
Quarter ending March 2019	628	↑
Quarter ending June 2019	759	↑
Variance since June 2018	37.5%	↑



ACTIVITY



Month	Adjusted Scheduled Activity (UDA)	
	2019	2020
April	0	44
May	66	275
June	101	329
July	233	
August	336	
September	426	
October	486	
November	568	
December	603	
January	663	
February	770	
March	865	
April	936	
May	967	
June	967	

QUALITY

	Quantity	Base Number	Contract	AT	Region	England
% of FP17s for the same patient ID Re-attending within 3 months - Children	22	329	6.7%	8.6%	10.6%	11.4%
% of FP17s for the same patient ID Re-attending within 3 months - Adults	1	11	9.1%	13.5%	15.2%	15.4%
% of FP17s for the same patient ID Re-attending between 3 & 9 months - Children	104	329	31.6%	61.2%	62.3%	59.8%
% of FP17s for the same patient ID Re-attending between 3 & 9 months - Adults	2	11	18.2%	52.3%	53.3%	52.1%
% of FP17s for Band 1 Urgent Courses	3	254	1.2%	10.0%	9.7%	9.2%
% of FP17s Relating to Free Repair or Replacements	0	254	0.0%	0.9%	0.6%	0.7%
% of FP17s Relating to Continuations	4	254	1.6%	0.9%	0.8%	0.8%
% of Patients satisfied with the dentistry they have received	0	0	N/A	94.0%	93.4%	93.4%
% of Patients satisfied with the time they had to wait for an appointment	0	0	N/A	85.7%	86.8%	87.6%

* This is based on patients treated on this contract for their most recent course of treatment. Figures in italics indicate the base number of FP17s or Patient Questionnaire responses are less than 100. N/A is shown where the base number of responses is less than 10 during the period. % is calculated as Quantity/Base number*100

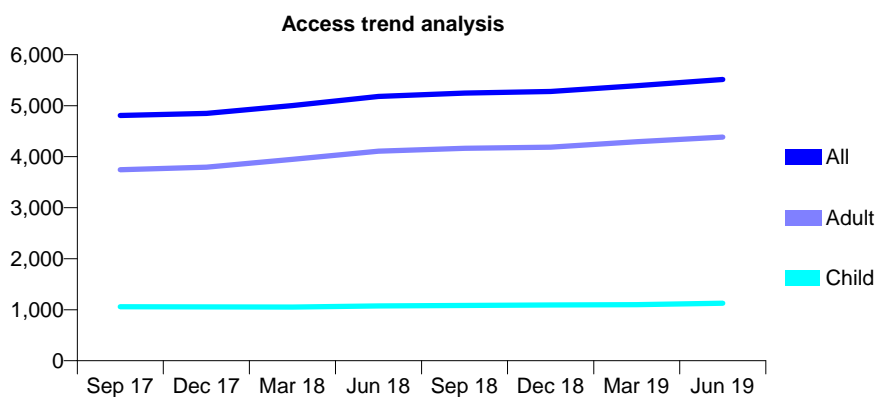
Q66 - Vital Signs At a Glance Contract Report for 164895/0001 - June 2019

Name or company name	Browns Dental Practice Ltd.
Contract type name	GDS Contract
Purpose of contract	General
Contract start date	01/02/2009
Contract end date	

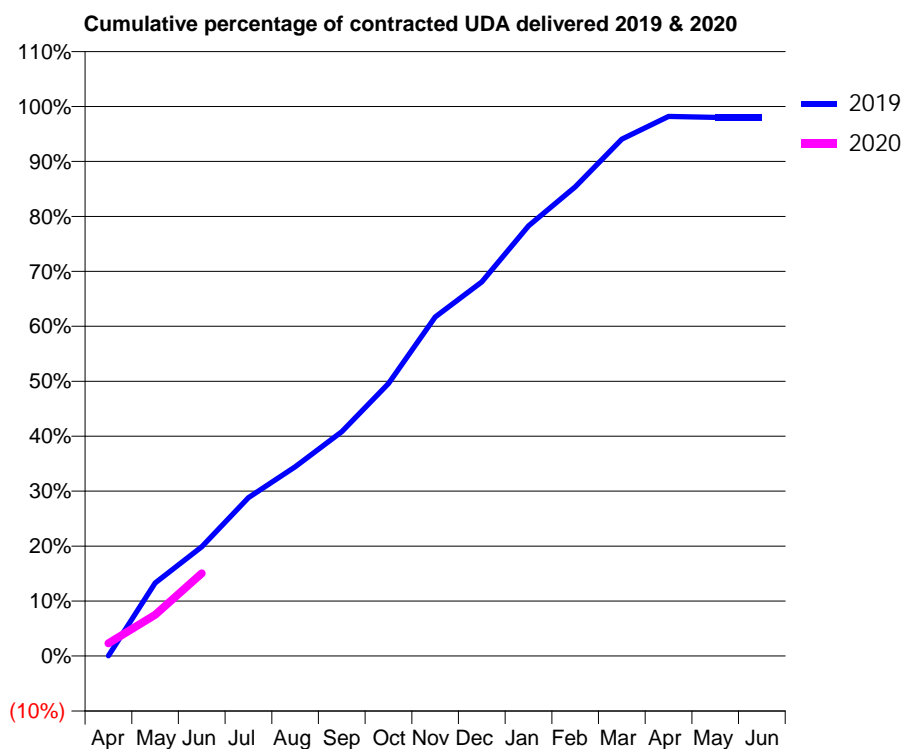
19/20 Contracted general activity (UDA)	10,815
Carry forward general activity (UDA)	0
19/20 Contracted orthodontic activity (UOA)	0
Carry forward orthodontic activity (UOA)	0
Baseline contract value	£327,296.35

ACCESS*

Patients seen in 24 months	Total	Change since previous quarter
Quarter ending June 2018	5,181	
Quarter ending September 2018	5,247	→
Quarter ending December 2018	5,281	→
Quarter ending March 2019	5,393	↑
Quarter ending June 2019	5,513	↑
Variance since June 2018	6.4%	↑



ACTIVITY



Month	Adjusted Scheduled Activity (UDA)	
	2019	2020
April	3	250
May	1,146	813
June	1,716	1,625
July	2,486	
August	2,971	
September	3,520	
October	4,279	
November	5,323	
December	5,873	
January	6,753	
February	7,367	
March	8,114	
April	8,470	
May	8,455	
June	8,455	

QUALITY

	Quantity	Base Number	Contract	AT	Region	England
% of FP17s for the same patient ID Re-attending within 3 months - Children	11	420	2.6%	8.6%	10.6%	11.4%
% of FP17s for the same patient ID Re-attending within 3 months - Adults	112	1,369	8.2%	13.5%	15.2%	15.4%
% of FP17s for the same patient ID Re-attending between 3 & 9 months - Children	306	420	72.9%	61.2%	62.3%	59.8%
% of FP17s for the same patient ID Re-attending between 3 & 9 months - Adults	622	1,369	45.4%	52.3%	53.3%	52.1%
% of FP17s for Band 1 Urgent Courses	40	1,039	3.8%	10.0%	9.7%	9.2%
% of FP17s Relating to Free Repair or Replacements	5	1,039	0.5%	0.9%	0.6%	0.7%
% of FP17s Relating to Continuations	5	1,039	0.5%	0.9%	0.8%	0.8%
% of Patients satisfied with the dentistry they have received	1	1	N/A	94.0%	93.4%	93.4%
% of Patients satisfied with the time they had to wait for an appointment	1	1	N/A	85.7%	86.8%	87.6%

* This is based on patients treated on this contract for their most recent course of treatment. Figures in italics indicate the base number of FP17s or Patient Questionnaire responses are less than 100. N/A is shown where the base number of responses is less than 10 during the period. % is calculated as Quantity/Base number*100

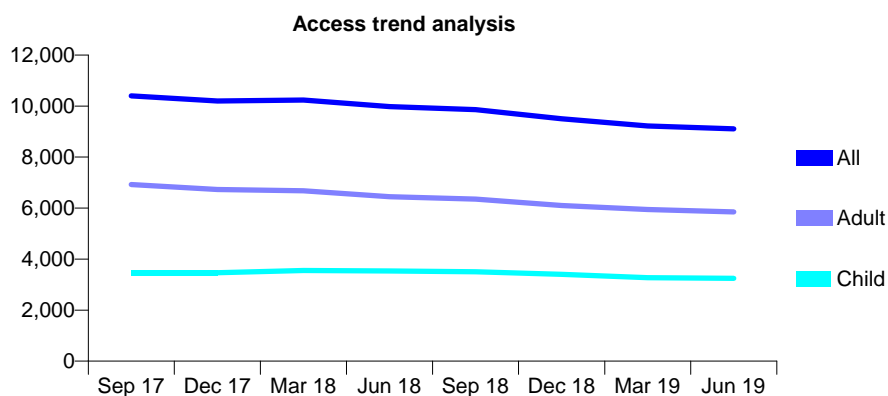
Q66 - Vital Signs At a Glance Contract Report for 165298/0001 - June 2019

Name or company name	Plymouth Community Dental Services Limit
Contract type name	PDS Contract
Purpose of contract	General and Orthodontic
Contract start date	01/10/2013
Contract end date	31/03/2021

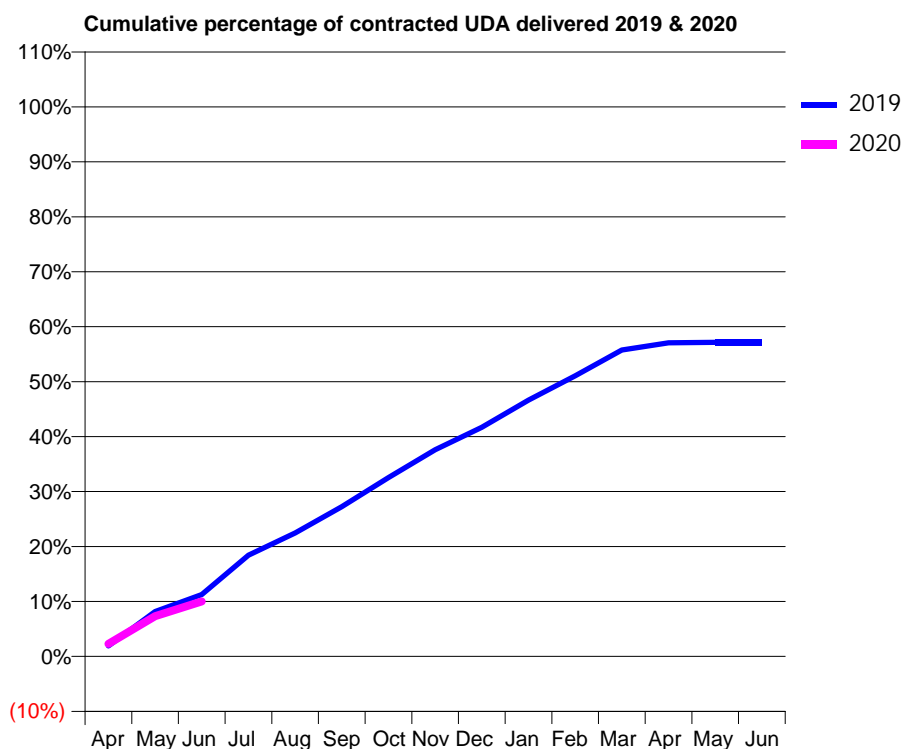
19/20 Contracted general activity (UDA)	29,174
Carry forward general activity (UDA)	0
19/20 Contracted orthodontic activity (UOA)	1,980
Carry forward orthodontic activity (UOA)	0
Baseline contract value	£3,072,098.78

ACCESS*

Patients seen in 24 months	Total	Change since previous quarter
Quarter ending June 2018	9,980	
Quarter ending September 2018	9,861	↓
Quarter ending December 2018	9,504	↓
Quarter ending March 2019	9,220	↓
Quarter ending June 2019	9,108	↓
Variance since June 2018	(8.7%)	↓



ACTIVITY



Month	2019	2020
April	552	671
May	2,381	2,144
June	3,285	2,919
July	5,376	
August	6,561	
September	7,948	
October	9,495	
November	10,968	
December	12,167	
January	13,606	
February	14,897	
March	16,266	
April	16,645	
May	16,676	
June	16,677	

QUALITY

	Quantity	Base Number	Contract	AT	Region	England
% of FP17s for the same patient ID Re-attending within 3 months - Children	105	760	13.8%	8.6%	10.6%	11.4%
% of FP17s for the same patient ID Re-attending within 3 months - Adults	110	1,032	10.7%	13.5%	15.2%	15.4%
% of FP17s for the same patient ID Re-attending between 3 & 9 months - Children	130	760	17.1%	61.2%	62.3%	59.8%
% of FP17s for the same patient ID Re-attending between 3 & 9 months - Adults	132	1,032	12.8%	52.3%	53.3%	52.1%
% of FP17s for Band 1 Urgent Courses	577	1,518	38.0%	10.0%	9.7%	9.2%
% of FP17s Relating to Free Repair or Replacements	3	1,518	0.2%	0.9%	0.6%	0.7%
% of FP17s Relating to Continuations	2	1,518	0.1%	0.9%	0.8%	0.8%
% of Patients satisfied with the dentistry they have received	1	1	N/A	94.0%	93.4%	93.4%
% of Patients satisfied with the time they had to wait for an appointment	1	1	N/A	85.7%	86.8%	87.6%

* This is based on patients treated on this contract for their most recent course of treatment. Figures in italics indicate the base number of FP17s or Patient Questionnaire responses are less than 100. N/A is shown where the base number of responses is less than 10 during the period. % is calculated as Quantity/Base number*100

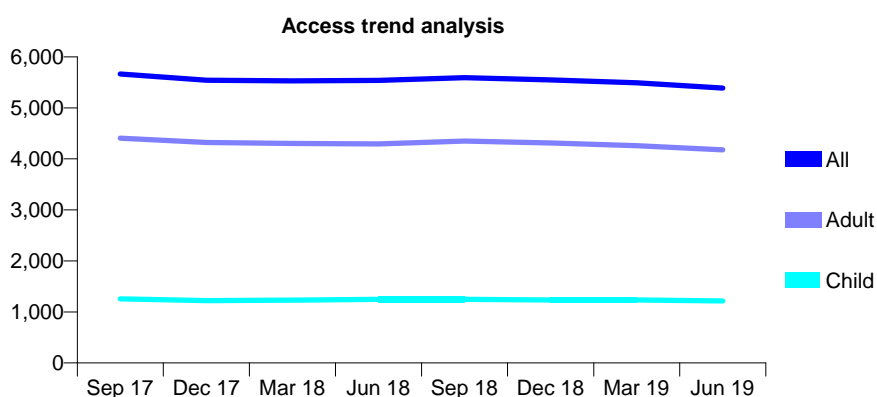
Q66 - Vital Signs At a Glance Contract Report for 167827/0001 - June 2019

Name or company name	Tully Crine LTD
Contract type name	GDS Contract
Purpose of contract	General
Contract start date	01/07/2011
Contract end date	

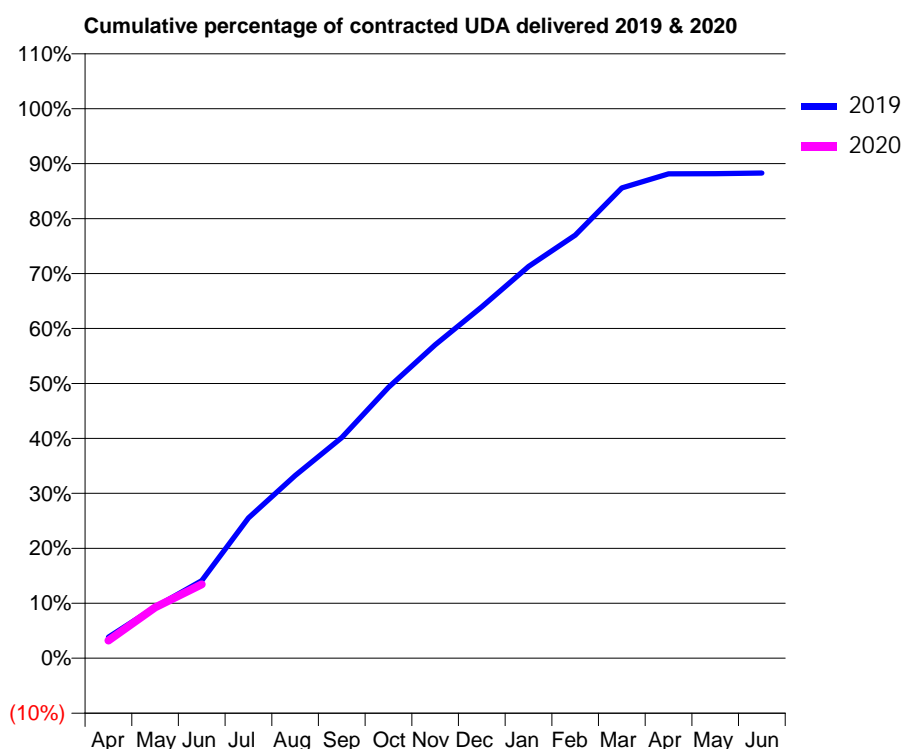
19/20 Contracted general activity (UDA)	15,133
Carry forward general activity (UDA)	0
19/20 Contracted orthodontic activity (UOA)	0
Carry forward orthodontic activity (UOA)	0
Baseline contract value	£406,312.95

ACCESS*

Patients seen in 24 months	Total	Change since previous quarter
Quarter ending June 2018	5,539	
Quarter ending September 2018	5,594	→
Quarter ending December 2018	5,548	→
Quarter ending March 2019	5,491	↓
Quarter ending June 2019	5,390	↓
Variance since June 2018	(2.7%)	↓



ACTIVITY



Month	2019	2020
April	578	485
May	1,410	1,401
June	2,136	2,035
July	3,861	
August	5,033	
September	6,076	
October	7,459	
November	8,633	
December	9,675	
January	10,786	
February	11,652	
March	12,949	
April	13,339	
May	13,343	
June	13,357	

QUALITY

	Quantity	Base Number	Contract	AT	Region	England
% of FP17s for the same patient ID Re-attending within 3 months - Children	18	321	5.6%	8.6%	10.6%	11.4%
% of FP17s for the same patient ID Re-attending within 3 months - Adults	149	1,007	14.8%	13.5%	15.2%	15.4%
% of FP17s for the same patient ID Re-attending between 3 & 9 months - Children	210	321	65.4%	61.2%	62.3%	59.8%
% of FP17s for the same patient ID Re-attending between 3 & 9 months - Adults	458	1,007	45.5%	52.3%	53.3%	52.1%
% of FP17s for Band 1 Urgent Courses	120	1,125	10.7%	10.0%	9.7%	9.2%
% of FP17s Relating to Free Repair or Replacements	10	1,125	0.9%	0.9%	0.6%	0.7%
% of FP17s Relating to Continuations	24	1,125	2.1%	0.9%	0.8%	0.8%
% of Patients satisfied with the dentistry they have received	3	3	N/A	94.0%	93.4%	93.4%
% of Patients satisfied with the time they had to wait for an appointment	2	3	N/A	85.7%	86.8%	87.6%

* This is based on patients treated on this contract for their most recent course of treatment.

Figures in italics indicate the base number of FP17s or Patient Questionnaire responses are less than 100. N/A is shown where the base number of responses is less than 10 during the period. % is calculated as Quantity/Base number*100

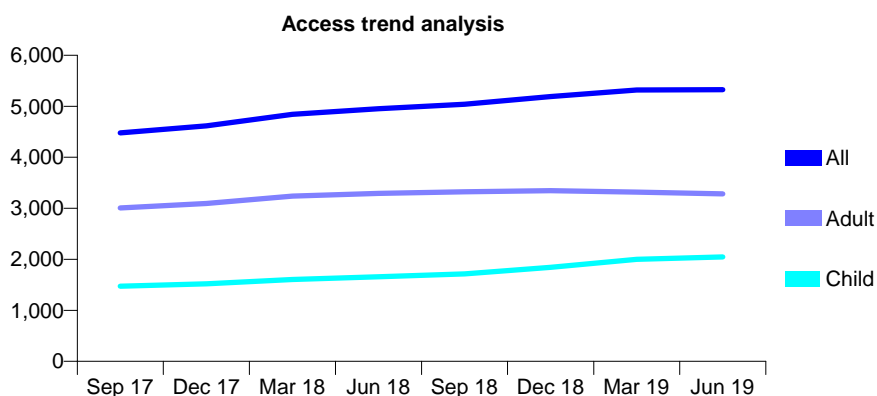
Q66 - Vital Signs At a Glance Contract Report for 168262/0001 - June 2019

Name or company name	SpaDental
Contract type name	GDS Contract
Purpose of contract	General
Contract start date	01/04/2015
Contract end date	

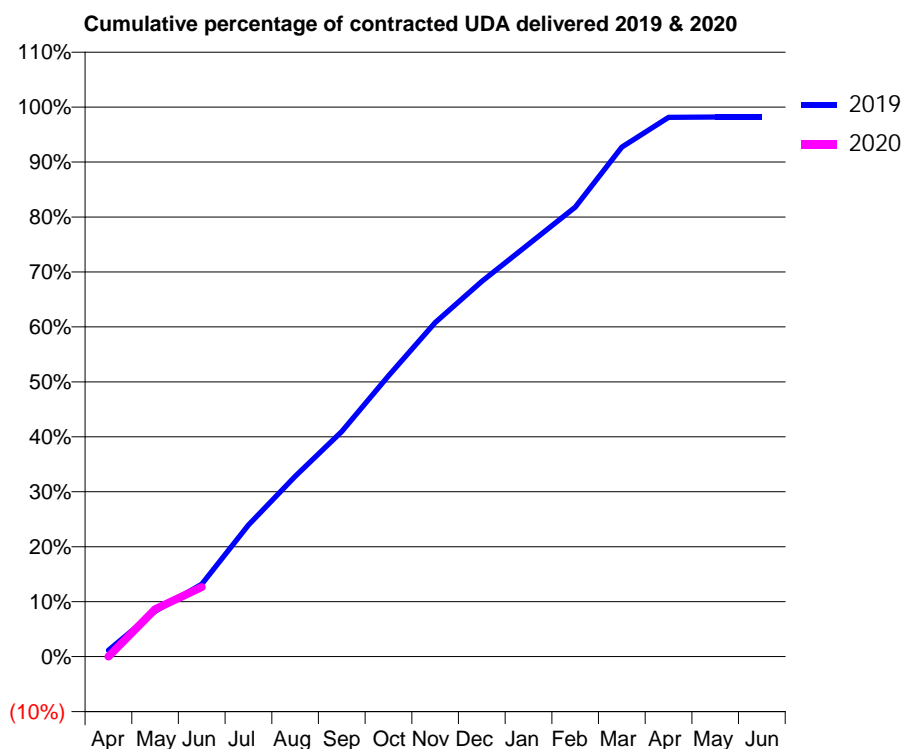
19/20 Contracted general activity (UDA)	17,394
Carry forward general activity (UDA)	0
19/20 Contracted orthodontic activity (UOA)	0
Carry forward orthodontic activity (UOA)	0
Baseline contract value	£467,542.98

ACCESS*

Patients seen in 24 months	Total	Change since previous quarter
Quarter ending June 2018	4,952	
Quarter ending September 2018	5,038	→
Quarter ending December 2018	5,190	↑
Quarter ending March 2019	5,319	↑
Quarter ending June 2019	5,327	→
Variance since June 2018	7.6%	↑



ACTIVITY



Month	Adjusted Scheduled Activity (UDA)	
	2019	2020
April	199	0
May	1,437	1,499
June	2,293	2,203
July	4,169	
August	5,705	
September	7,128	
October	8,886	
November	10,577	
December	11,877	
January	13,054	
February	14,226	
March	16,125	
April	17,068	
May	17,077	
June	17,077	

QUALITY

	Quantity	Base Number	Contract	AT	Region	England
% of FP17s for the same patient ID Re-attending within 3 months - Children	40	692	5.8%	8.6%	10.6%	11.4%
% of FP17s for the same patient ID Re-attending within 3 months - Adults	90	874	10.3%	13.5%	15.2%	15.4%
% of FP17s for the same patient ID Re-attending between 3 & 9 months - Children	424	692	61.3%	61.2%	62.3%	59.8%
% of FP17s for the same patient ID Re-attending between 3 & 9 months - Adults	595	874	68.1%	52.3%	53.3%	52.1%
% of FP17s for Band 1 Urgent Courses	58	1,220	4.8%	10.0%	9.7%	9.2%
% of FP17s Relating to Free Repair or Replacements	8	1,220	0.7%	0.9%	0.6%	0.7%
% of FP17s Relating to Continuations	10	1,220	0.8%	0.9%	0.8%	0.8%
% of Patients satisfied with the dentistry they have received	7	7	N/A	94.0%	93.4%	93.4%
% of Patients satisfied with the time they had to wait for an appointment	5	7	N/A	85.7%	86.8%	87.6%

* This is based on patients treated on this contract for their most recent course of treatment. Figures in italics indicate the base number of FP17s or Patient Questionnaire responses are less than 100. N/A is shown where the base number of responses is less than 10 during the period. % is calculated as Quantity/Base number*100

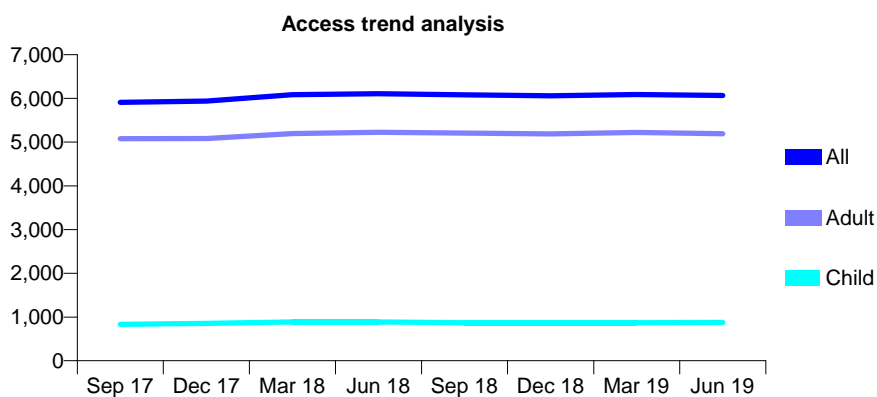
Q66 - Vital Signs At a Glance Contract Report for 170062/0001 - June 2019

Name or company name	St Pauls Dental Practice Ltd
Contract type name	GDS Contract
Purpose of contract	General
Contract start date	01/04/2009
Contract end date	

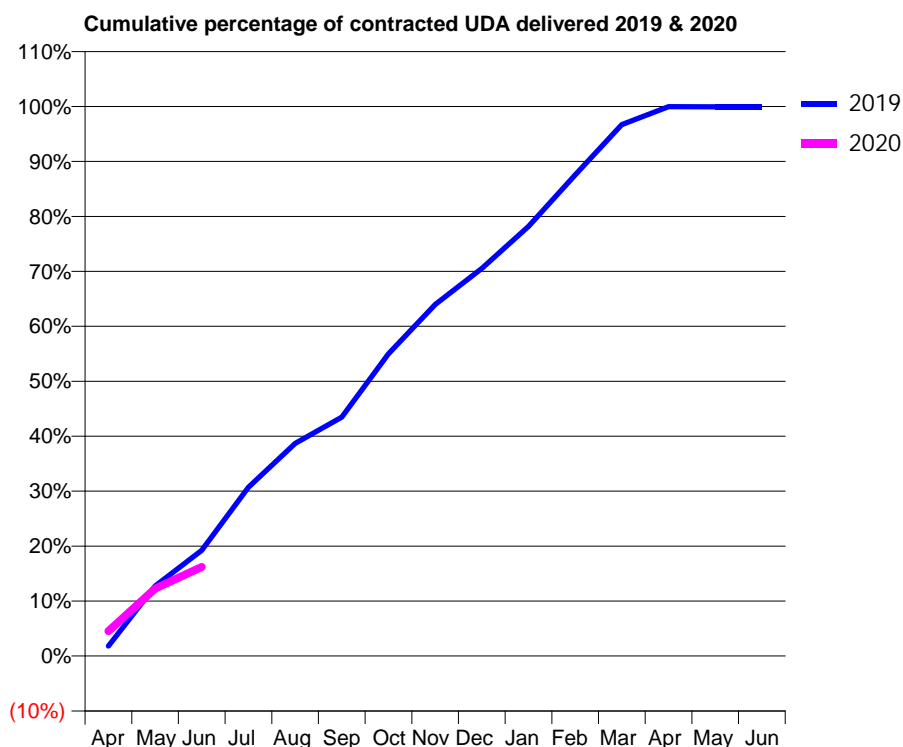
19/20 Contracted general activity (UDA)	19,373
Carry forward general activity (UDA)	0
19/20 Contracted orthodontic activity (UOA)	0
Carry forward orthodontic activity (UOA)	0
Baseline contract value	£661,761.52

ACCESS*

Patients seen in 24 months	Total	Change since previous quarter
Quarter ending June 2018	6,109	
Quarter ending September 2018	6,080	→
Quarter ending December 2018	6,059	→
Quarter ending March 2019	6,091	→
Quarter ending June 2019	6,069	→
Variance since June 2018	(0.7%)	→



ACTIVITY



Month	Adjusted Scheduled Activity (UDA)	
	2019	2020
April	355	875
May	2,472	2,377
June	3,725	3,139
July	5,947	
August	7,497	
September	8,424	
October	10,656	
November	12,390	
December	13,659	
January	15,147	
February	16,958	
March	18,734	
April	19,366	
May	19,363	
June	19,363	

QUALITY

	Quantity	Base Number	Contract	AT	Region	England
% of FP17s for the same patient ID Re-attending within 3 months - Children	15	345	4.3%	8.6%	10.6%	11.4%
% of FP17s for the same patient ID Re-attending within 3 months - Adults	226	1,712	13.2%	13.5%	15.2%	15.4%
% of FP17s for the same patient ID Re-attending between 3 & 9 months - Children	248	345	71.9%	61.2%	62.3%	59.8%
% of FP17s for the same patient ID Re-attending between 3 & 9 months - Adults	930	1,712	54.3%	52.3%	53.3%	52.1%
% of FP17s for Band 1 Urgent Courses	79	1,733	4.6%	10.0%	9.7%	9.2%
% of FP17s Relating to Free Repair or Replacements	21	1,733	1.2%	0.9%	0.6%	0.7%
% of FP17s Relating to Continuations	42	1,733	2.4%	0.9%	0.8%	0.8%
% of Patients satisfied with the dentistry they have received	7	7	N/A	94.0%	93.4%	93.4%
% of Patients satisfied with the time they had to wait for an appointment	7	7	N/A	85.7%	86.8%	87.6%

* This is based on patients treated on this contract for their most recent course of treatment. Figures in italics indicate the base number of FP17s or Patient Questionnaire responses are less than 100. N/A is shown where the base number of responses is less than 10 during the period. % is calculated as Quantity/Base number*100

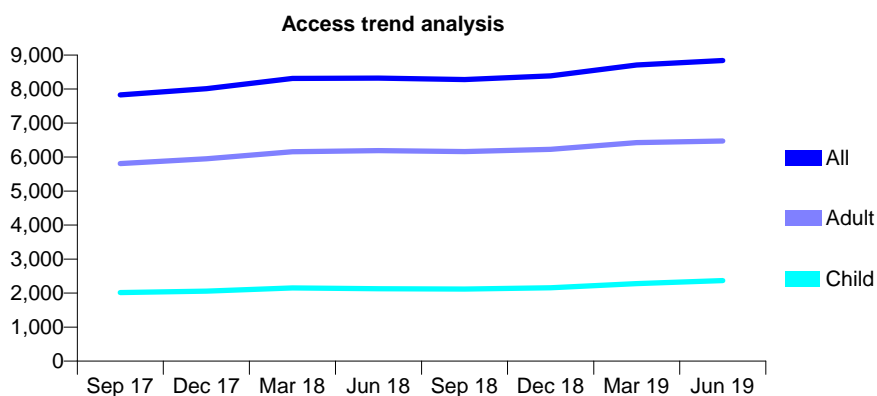
Q66 - Vital Signs At a Glance Contract Report for 170909/0001 - June 2019

Name or company name	Larkham House Dental Practice Limited
Contract type name	GDS Contract
Purpose of contract	General
Contract start date	06/01/2014
Contract end date	

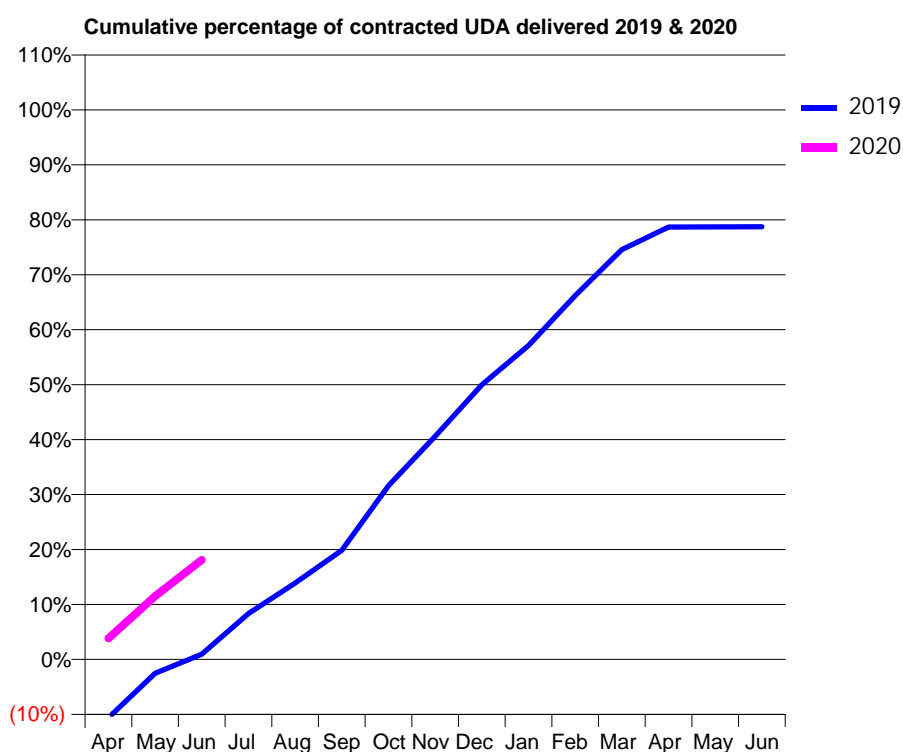
19/20 Contracted general activity (UDA)	25,338
Carry forward general activity (UDA)	0
19/20 Contracted orthodontic activity (UOA)	0
Carry forward orthodontic activity (UOA)	0
Baseline contract value	£669,987.38

ACCESS*

Patients seen in 24 months	Total	Change since previous quarter
Quarter ending June 2018	8,323	
Quarter ending September 2018	8,280	→
Quarter ending December 2018	8,389	→
Quarter ending March 2019	8,706	↑
Quarter ending June 2019	8,843	→
Variance since June 2018	6.2%	↑



ACTIVITY



Month	2019	2020
April	-2,697	965
May	-643	2,918
June	242	4,585
July	2,118	
August	3,527	
September	5,024	
October	8,006	
November	10,288	
December	12,658	
January	14,475	
February	16,778	
March	18,895	
April	19,929	
May	19,944	
June	19,949	

QUALITY

	Quantity	Base Number	Contract	AT	Region	England
% of FP17s for the same patient ID Re-attending within 3 months - Children	50	866	5.8%	8.6%	10.6%	11.4%
% of FP17s for the same patient ID Re-attending within 3 months - Adults	320	2,406	13.3%	13.5%	15.2%	15.4%
% of FP17s for the same patient ID Re-attending between 3 & 9 months - Children	602	866	69.5%	61.2%	62.3%	59.8%
% of FP17s for the same patient ID Re-attending between 3 & 9 months - Adults	1,569	2,406	65.2%	52.3%	53.3%	52.1%
% of FP17s for Band 1 Urgent Courses	198	2,673	7.4%	10.0%	9.7%	9.2%
% of FP17s Relating to Free Repair or Replacements	19	2,673	0.7%	0.9%	0.6%	0.7%
% of FP17s Relating to Continuations	58	2,673	2.2%	0.9%	0.8%	0.8%
% of Patients satisfied with the dentistry they have received	2	3	N/A	94.0%	93.4%	93.4%
% of Patients satisfied with the time they had to wait for an appointment	2	3	N/A	85.7%	86.8%	87.6%

* This is based on patients treated on this contract for their most recent course of treatment. Figures in italics indicate the base number of FP17s or Patient Questionnaire responses are less than 100. N/A is shown where the base number of responses is less than 10 during the period. % is calculated as Quantity/Base number*100

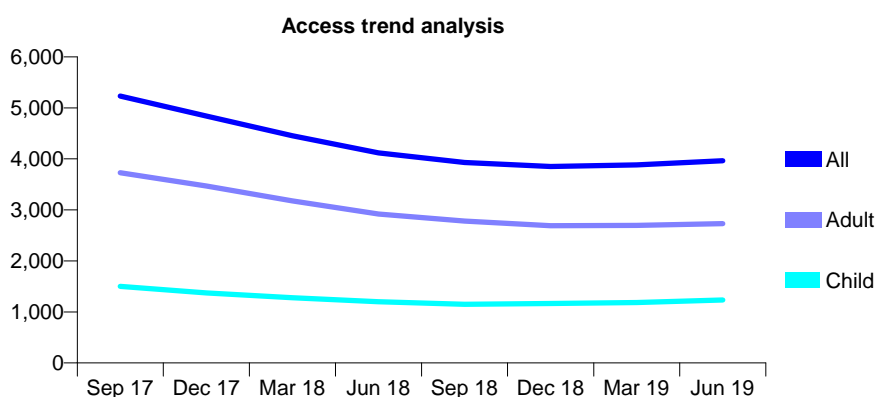
Q66 - Vital Signs At a Glance Contract Report for 172146/0001 - June 2019

Name or company name	Westpark Dental Practice Limited
Contract type name	GDS Contract
Purpose of contract	General
Contract start date	01/04/2011
Contract end date	

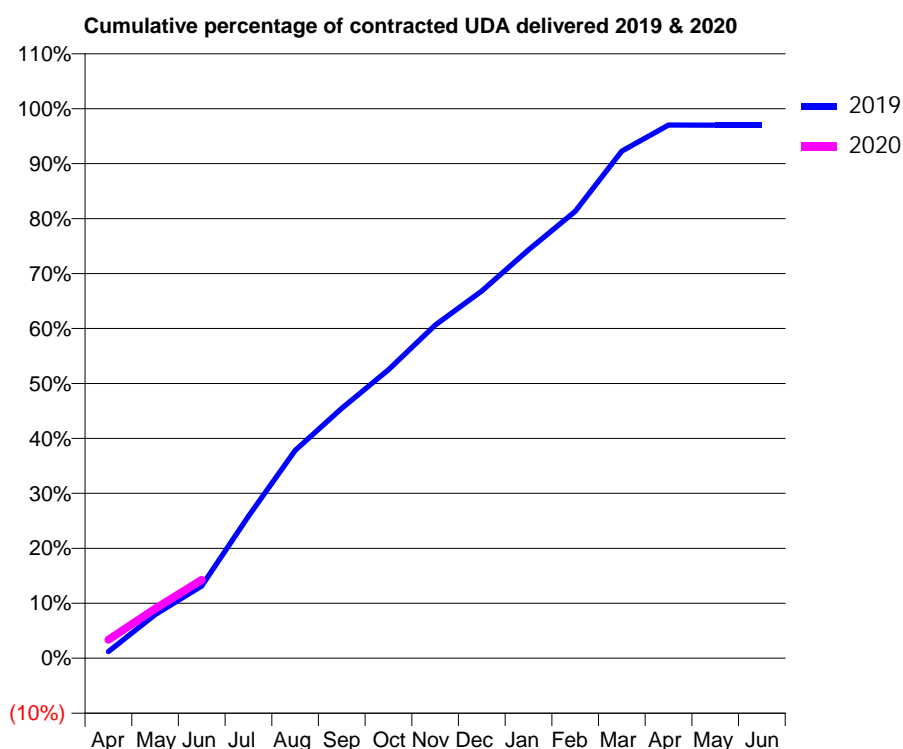
19/20 Contracted general activity (UDA)	17,160
Carry forward general activity (UDA)	0
19/20 Contracted orthodontic activity (UOA)	0
Carry forward orthodontic activity (UOA)	0
Baseline contract value	£411,224.67

ACCESS*

Patients seen in 24 months	Total	Change since previous quarter
Quarter ending June 2018	4,118	
Quarter ending September 2018	3,930	↓
Quarter ending December 2018	3,852	↓
Quarter ending March 2019	3,880	→
Quarter ending June 2019	3,965	↑
Variance since June 2018	(3.7%)	↓



ACTIVITY



Adjusted Scheduled Activity (UDA)		
Month	2019	2020
April	130	575
May	864	1,547
June	1,428	2,447
July	2,808	
August	4,108	
September	4,937	
October	5,701	
November	6,585	
December	7,256	
January	8,068	
February	8,834	
March	10,022	
April	10,534	
May	10,533	
June	10,533	

QUALITY

	Quantity	Base Number	Contract	AT	Region	England
% of FP17s for the same patient ID Re-attending within 3 months - Children	12	461	2.6%	8.6%	10.6%	11.4%
% of FP17s for the same patient ID Re-attending within 3 months - Adults	72	934	7.7%	13.5%	15.2%	15.4%
% of FP17s for the same patient ID Re-attending between 3 & 9 months - Children	167	461	36.2%	61.2%	62.3%	59.8%
% of FP17s for the same patient ID Re-attending between 3 & 9 months - Adults	234	934	25.1%	52.3%	53.3%	52.1%
% of FP17s for Band 1 Urgent Courses	93	1,145	8.1%	10.0%	9.7%	9.2%
% of FP17s Relating to Free Repair or Replacements	11	1,145	1.0%	0.9%	0.6%	0.7%
% of FP17s Relating to Continuations	5	1,145	0.4%	0.9%	0.8%	0.8%
% of Patients satisfied with the dentistry they have received	1	1	N/A	94.0%	93.4%	93.4%
% of Patients satisfied with the time they had to wait for an appointment	1	1	N/A	85.7%	86.8%	87.6%

* This is based on patients treated on this contract for their most recent course of treatment.

Figures in italics indicate the base number of FP17s or Patient Questionnaire responses are less than 100. N/A is shown where the base number of responses is less than 10 during the period. % is calculated as Quantity/Base number*100

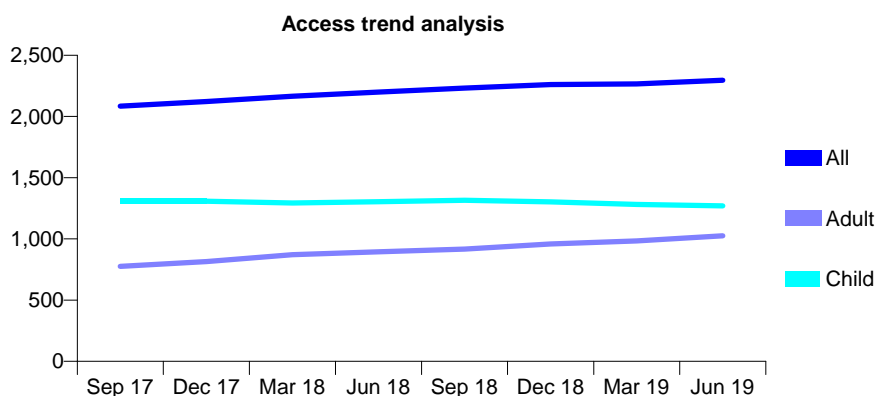
Q66 - Vital Signs At a Glance Contract Report for 174033/0001 - June 2019

Name or company name	El-Nashar Dental Care Ltd
Contract type name	GDS Contract
Purpose of contract	General
Contract start date	01/01/2008
Contract end date	

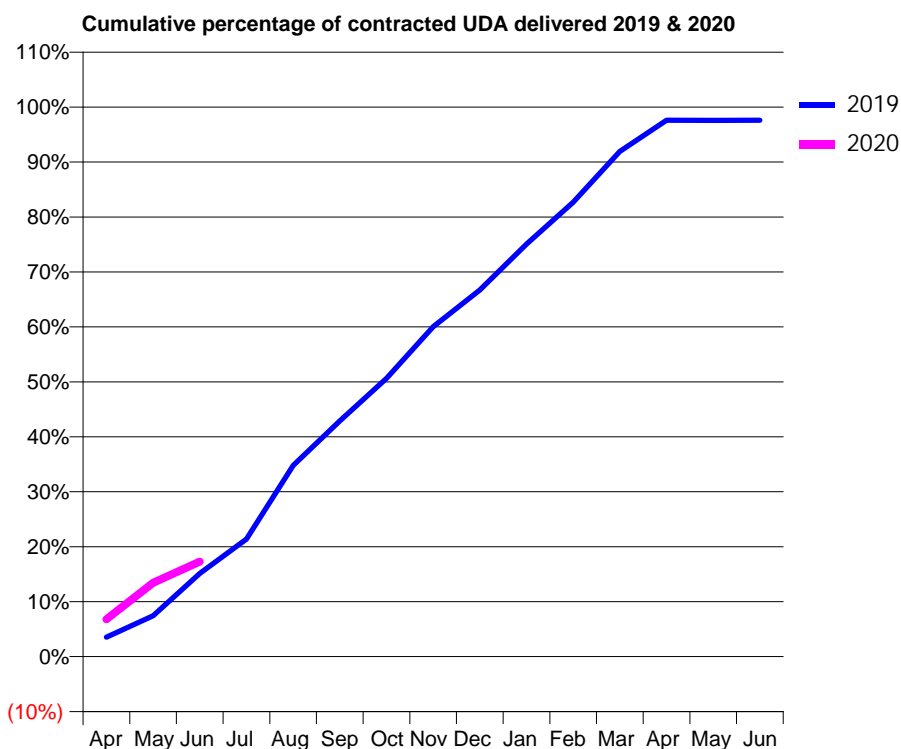
19/20 Contracted general activity (UDA)	7,000
Carry forward general activity (UDA)	0
19/20 Contracted orthodontic activity (UOA)	0
Carry forward orthodontic activity (UOA)	0
Baseline contract value	£237,892.17

ACCESS*

Patients seen in 24 months	Total	Change since previous quarter
Quarter ending June 2018	2,200	
Quarter ending September 2018	2,232	→
Quarter ending December 2018	2,261	→
Quarter ending March 2019	2,266	→
Quarter ending June 2019	2,296	→
Variance since June 2018	4.4%	↑



ACTIVITY



Month	Adjusted Scheduled Activity (UDA)	
	2019	2020
April	247	477
May	521	940
June	1,060	1,211
July	1,498	
August	2,435	
September	3,003	
October	3,544	
November	4,203	
December	4,670	
January	5,255	
February	5,788	
March	6,436	
April	6,833	
May	6,830	
June	6,832	

QUALITY

	Quantity	Base Number	Contract	AT	Region	England
% of FP17s for the same patient ID Re-attending within 3 months - Children	33	508	6.5%	8.6%	10.6%	11.4%
% of FP17s for the same patient ID Re-attending within 3 months - Adults	71	378	18.8%	13.5%	15.2%	15.4%
% of FP17s for the same patient ID Re-attending between 3 & 9 months - Children	392	508	77.2%	61.2%	62.3%	59.8%
% of FP17s for the same patient ID Re-attending between 3 & 9 months - Adults	230	378	60.8%	52.3%	53.3%	52.1%
% of FP17s for Band 1 Urgent Courses	49	692	7.1%	10.0%	9.7%	9.2%
% of FP17s Relating to Free Repair or Replacements	6	692	0.9%	0.9%	0.6%	0.7%
% of FP17s Relating to Continuations	0	692	0.0%	0.9%	0.8%	0.8%
% of Patients satisfied with the dentistry they have received	1	1	N/A	94.0%	93.4%	93.4%
% of Patients satisfied with the time they had to wait for an appointment	1	1	N/A	85.7%	86.8%	87.6%

* This is based on patients treated on this contract for their most recent course of treatment. Figures in italics indicate the base number of FP17s or Patient Questionnaire responses are less than 100. N/A is shown where the base number of responses is less than 10 during the period. % is calculated as Quantity/Base number*100

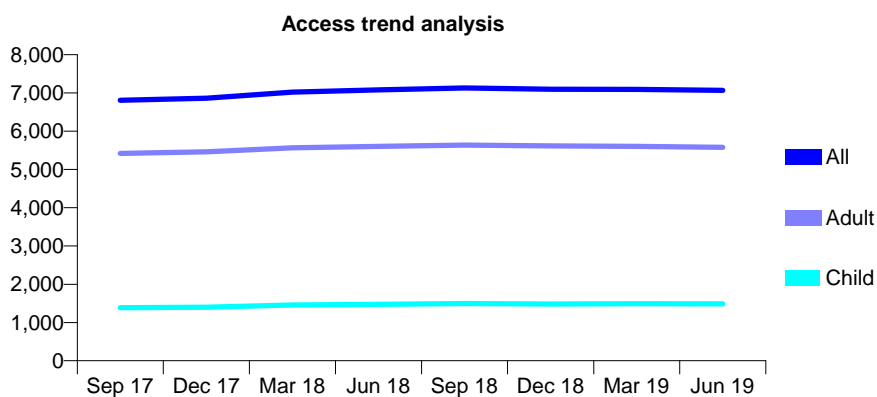
Q66 - Vital Signs At a Glance Contract Report for 174068/0001 - June 2019

Name or company name	The Treatment Centre Limited
Contract type name	GDS Contract
Purpose of contract	General
Contract start date	06/04/2012
Contract end date	

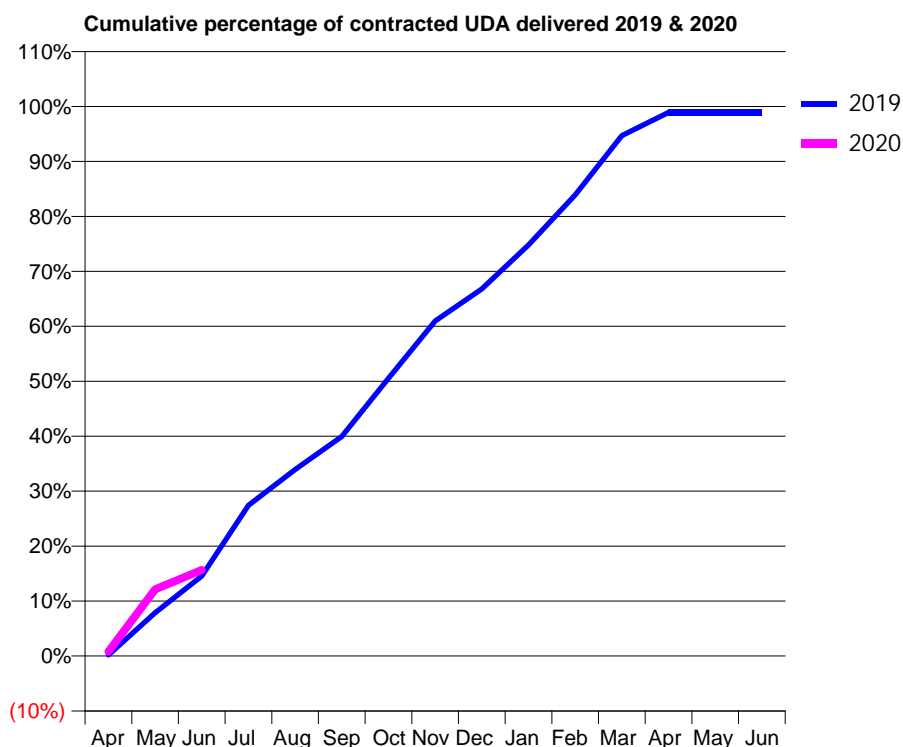
19/20 Contracted general activity (UDA)	16,062
Carry forward general activity (UDA)	0
19/20 Contracted orthodontic activity (UOA)	0
Carry forward orthodontic activity (UOA)	0
Baseline contract value	£434,451.46

ACCESS*

Patients seen in 24 months	Total	Change since previous quarter
Quarter ending June 2018	7,078	
Quarter ending September 2018	7,129	→
Quarter ending December 2018	7,097	→
Quarter ending March 2019	7,093	→
Quarter ending June 2019	7,067	→
Variance since June 2018	(0.2%)	→



ACTIVITY



Month	Adjusted Scheduled Activity (UDA)	
	2019	2020
April	28	131
May	1,224	1,948
June	2,263	2,518
July	4,268	
August	5,283	
September	6,215	
October	7,864	
November	9,490	
December	10,395	
January	11,641	
February	13,060	
March	14,739	
April	15,391	
May	15,394	
June	15,395	

QUALITY

	Quantity	Base Number	Contract	AT	Region	England
% of FP17s for the same patient ID Re-attending within 3 months - Children	21	418	5.0%	8.6%	10.6%	11.4%
% of FP17s for the same patient ID Re-attending within 3 months - Adults	171	1,519	11.3%	13.5%	15.2%	15.4%
% of FP17s for the same patient ID Re-attending between 3 & 9 months - Children	206	418	49.3%	61.2%	62.3%	59.8%
% of FP17s for the same patient ID Re-attending between 3 & 9 months - Adults	769	1,519	50.6%	52.3%	53.3%	52.1%
% of FP17s for Band 1 Urgent Courses	84	1,427	5.9%	10.0%	9.7%	9.2%
% of FP17s Relating to Free Repair or Replacements	21	1,427	1.5%	0.9%	0.6%	0.7%
% of FP17s Relating to Continuations	5	1,427	0.4%	0.9%	0.8%	0.8%
% of Patients satisfied with the dentistry they have received	2	2	N/A	94.0%	93.4%	93.4%
% of Patients satisfied with the time they had to wait for an appointment	2	2	N/A	85.7%	86.8%	87.6%

* This is based on patients treated on this contract for their most recent course of treatment. Figures in italics indicate the base number of FP17s or Patient Questionnaire responses are less than 100. N/A is shown where the base number of responses is less than 10 during the period. % is calculated as Quantity/Base number*100

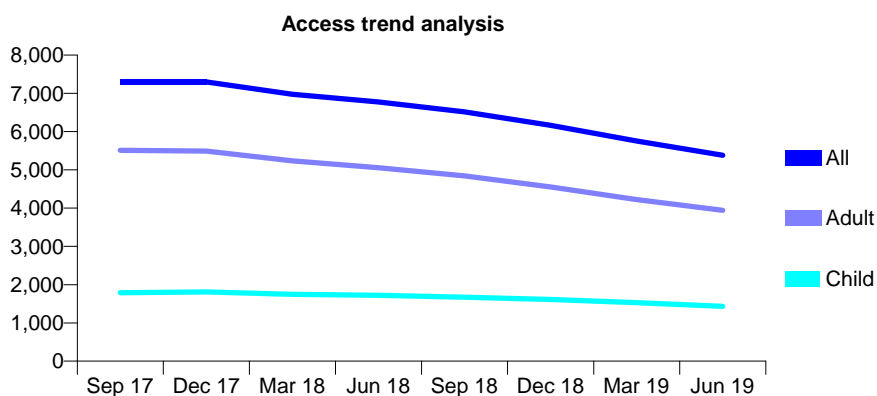
Q66 - Vital Signs At a Glance Contract Report for 174807/0001 - June 2019

Name or company name	Smile Care Paignton Ltd
Contract type name	PDS Plus Contract
Purpose of contract	General
Contract start date	23/07/2012
Contract end date	31/03/2020

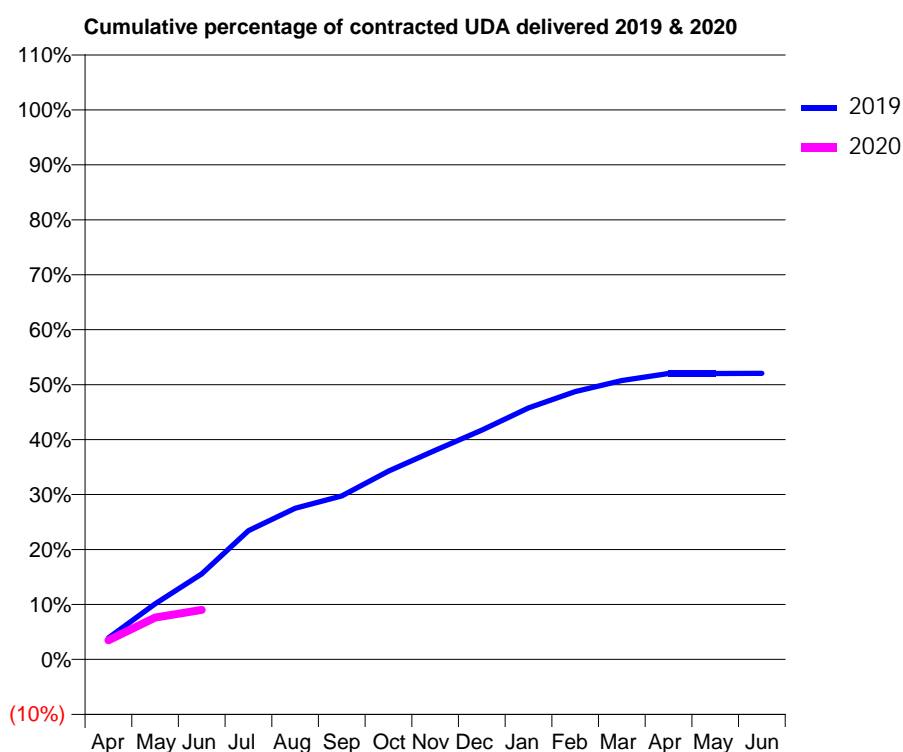
19/20 Contracted general activity (UDA)	22,000
Carry forward general activity (UDA)	0
19/20 Contracted orthodontic activity (UOA)	0
Carry forward orthodontic activity (UOA)	0
Baseline contract value	£361,615.23

ACCESS*

Patients seen in 24 months	Total	Change since previous quarter
Quarter ending June 2018	6,775	
Quarter ending September 2018	6,515	↓
Quarter ending December 2018	6,164	↓
Quarter ending March 2019	5,753	↓
Quarter ending June 2019	5,379	↓
Variance since June 2018	(20.6%)	↓



ACTIVITY



Month	2019	2020
April	860	766
May	2,231	1,677
June	3,426	1,983
July	5,156	
August	6,049	
September	6,547	
October	7,542	
November	8,374	
December	9,181	
January	10,069	
February	10,725	
March	11,166	
April	11,445	
May	11,451	
June	11,452	

QUALITY

	Quantity	Base Number	Contract	AT	Region	England
% of FP17s for the same patient ID Re-attending within 3 months - Children	21	290	7.2%	8.6%	10.6%	11.4%
% of FP17s for the same patient ID Re-attending within 3 months - Adults	115	874	13.2%	13.5%	15.2%	15.4%
% of FP17s for the same patient ID Re-attending between 3 & 9 months - Children	128	290	44.1%	61.2%	62.3%	59.8%
% of FP17s for the same patient ID Re-attending between 3 & 9 months - Adults	434	874	49.7%	52.3%	53.3%	52.1%
% of FP17s for Band 1 Urgent Courses	109	1,011	10.8%	10.0%	9.7%	9.2%
% of FP17s Relating to Free Repair or Replacements	16	1,011	1.6%	0.9%	0.6%	0.7%
% of FP17s Relating to Continuations	3	1,011	0.3%	0.9%	0.8%	0.8%
% of Patients satisfied with the dentistry they have received	2	3	N/A	94.0%	93.4%	93.4%
% of Patients satisfied with the time they had to wait for an appointment	1	3	N/A	85.7%	86.8%	87.6%

* This is based on patients treated on this contract for their most recent course of treatment. Figures in italics indicate the base number of FP17s or Patient Questionnaire responses are less than 100. N/A is shown where the base number of responses is less than 10 during the period. % is calculated as Quantity/Base number*100

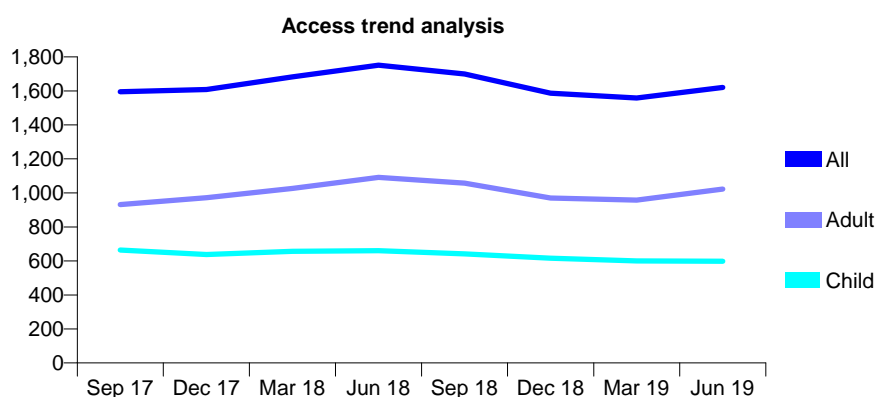
Q66 - Vital Signs At a Glance Contract Report for 174807/0002 - June 2019

Name or company name	Smile Care Paignton Ltd
Contract type name	GDS Contract
Purpose of contract	General
Contract start date	05/11/2012
Contract end date	

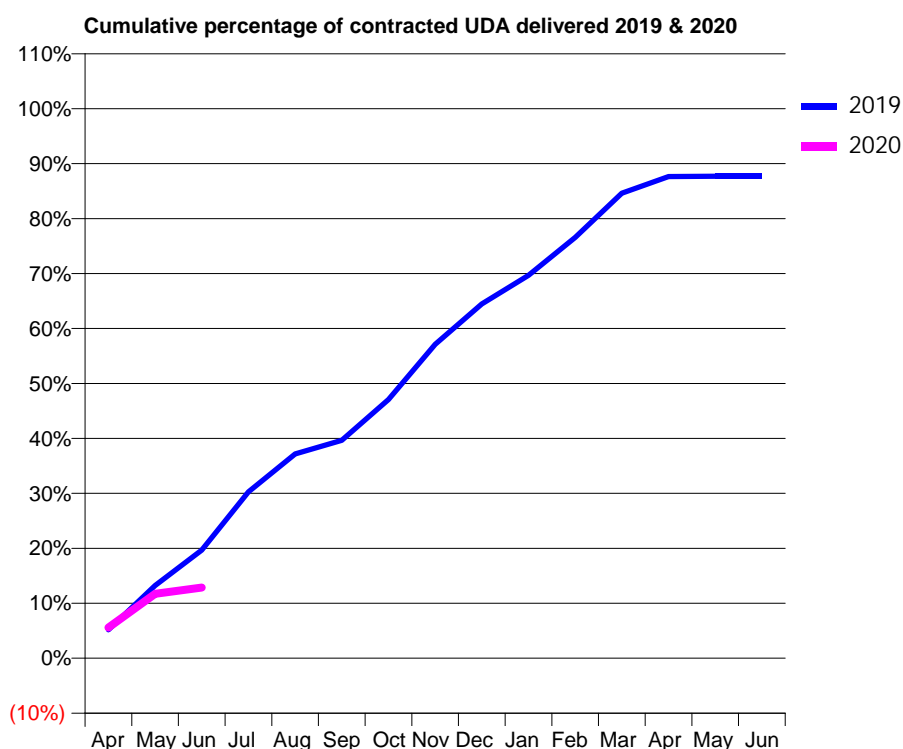
19/20 Contracted general activity (UDA)	6,000
Carry forward general activity (UDA)	0
19/20 Contracted orthodontic activity (UOA)	0
Carry forward orthodontic activity (UOA)	0
Baseline contract value	£170,909.17

ACCESS*

Patients seen in 24 months	Total	Change since previous quarter
Quarter ending June 2018	1,751	
Quarter ending September 2018	1,699	↓
Quarter ending December 2018	1,586	↓
Quarter ending March 2019	1,558	↓
Quarter ending June 2019	1,620	↑
Variance since June 2018	(7.5%)	↓



ACTIVITY



Adjusted Scheduled Activity (UDA)		
Month	2019	2020
April	311	335
May	794	704
June	1,180	773
July	1,817	
August	2,230	
September	2,380	
October	2,825	
November	3,427	
December	3,868	
January	4,181	
February	4,595	
March	5,076	
April	5,259	
May	5,262	
June	5,262	

QUALITY

	Quantity	Base Number	Contract	AT	Region	England
% of FP17s for the same patient ID Re-attending within 3 months - Children	10	160	6.3%	8.6%	10.6%	11.4%
% of FP17s for the same patient ID Re-attending within 3 months - Adults	31	298	10.4%	13.5%	15.2%	15.4%
% of FP17s for the same patient ID Re-attending between 3 & 9 months - Children	101	160	63.1%	61.2%	62.3%	59.8%
% of FP17s for the same patient ID Re-attending between 3 & 9 months - Adults	178	298	59.7%	52.3%	53.3%	52.1%
% of FP17s for Band 1 Urgent Courses	28	376	7.4%	10.0%	9.7%	9.2%
% of FP17s Relating to Free Repair or Replacements	1	376	0.3%	0.9%	0.6%	0.7%
% of FP17s Relating to Continuations	0	376	0.0%	0.9%	0.8%	0.8%
% of Patients satisfied with the dentistry they have received	1	2	N/A	94.0%	93.4%	93.4%
% of Patients satisfied with the time they had to wait for an appointment	1	2	N/A	85.7%	86.8%	87.6%

* This is based on patients treated on this contract for their most recent course of treatment.

Figures in italics indicate the base number of FP17s or Patient Questionnaire responses are less than 100. N/A is shown where the base number of responses is less than 10 during the period. % is calculated as Quantity/Base number*100

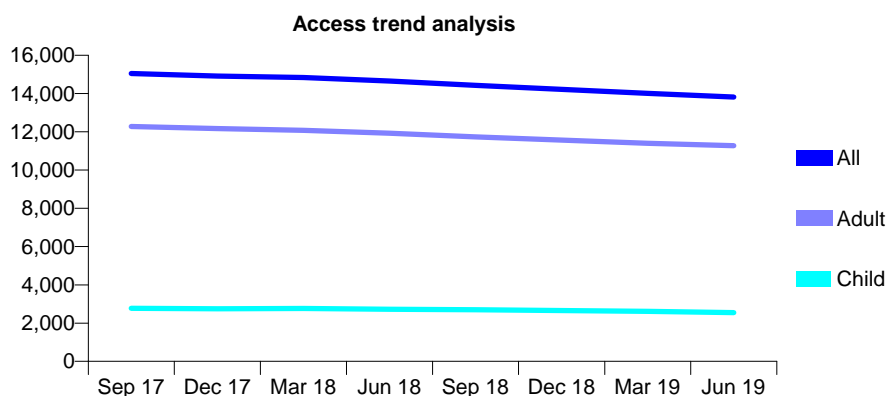
Q66 - Vital Signs At a Glance Contract Report for 175064/0001 - June 2019

Name or company name	Milehouse Dental Care Ltd
Contract type name	GDS Contract
Purpose of contract	General
Contract start date	01/09/2012
Contract end date	

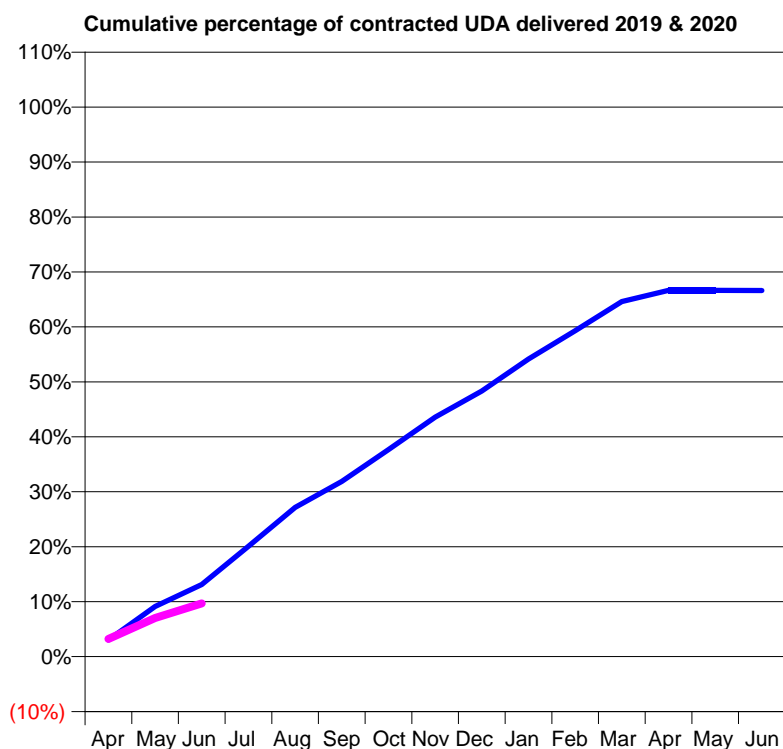
19/20 Contracted general activity (UDA)	40,396
Carry forward general activity (UDA)	0
19/20 Contracted orthodontic activity (UOA)	0
Carry forward orthodontic activity (UOA)	0
Baseline contract value	£1,107,061.01

ACCESS*

Patients seen in 24 months	Total	Change since previous quarter
Quarter ending June 2018	14,650	
Quarter ending September 2018	14,429	↓
Quarter ending December 2018	14,222	↓
Quarter ending March 2019	14,009	↓
Quarter ending June 2019	13,814	↓
Variance since June 2018	(5.7%)	↓



ACTIVITY



Month	Adjusted Scheduled Activity (UDA)	
	2019	2020
April	1,234	1,301
May	3,687	2,836
June	5,298	3,918
July	8,115	
August	10,971	
September	12,880	
October	15,222	
November	17,612	
December	19,527	
January	21,877	
February	23,966	
March	26,098	
April	26,919	
May	26,927	
June	26,911	

QUALITY

	Quantity	Base Number	Contract	AT	Region	England
% of FP17s for the same patient ID Re-attending within 3 months - Children	16	543	2.9%	8.6%	10.6%	11.4%
% of FP17s for the same patient ID Re-attending within 3 months - Adults	187	1,913	9.8%	13.5%	15.2%	15.4%
% of FP17s for the same patient ID Re-attending between 3 & 9 months - Children	207	543	38.1%	61.2%	62.3%	59.8%
% of FP17s for the same patient ID Re-attending between 3 & 9 months - Adults	466	1,913	24.4%	52.3%	53.3%	52.1%
% of FP17s for Band 1 Urgent Courses	161	2,003	8.0%	10.0%	9.7%	9.2%
% of FP17s Relating to Free Repair or Replacements	34	2,003	1.7%	0.9%	0.6%	0.7%
% of FP17s Relating to Continuations	8	2,003	0.4%	0.9%	0.8%	0.8%
% of Patients satisfied with the dentistry they have received	7	7	N/A	94.0%	93.4%	93.4%
% of Patients satisfied with the time they had to wait for an appointment	5	7	N/A	85.7%	86.8%	87.6%

* This is based on patients treated on this contract for their most recent course of treatment. Figures in italics indicate the base number of FP17s or Patient Questionnaire responses are less than 100. N/A is shown where the base number of responses is less than 10 during the period. % is calculated as Quantity/Base number*100

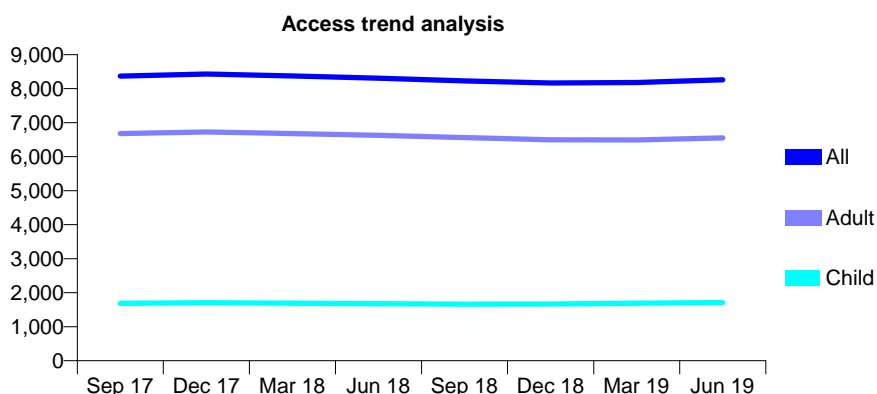
Q66 - Vital Signs At a Glance Contract Report for 175617/0001 - June 2019

Name or company name	Mr J Nuttall & Dr T Hodges
Contract type name	GDS Contract
Purpose of contract	General
Contract start date	01/04/2014
Contract end date	

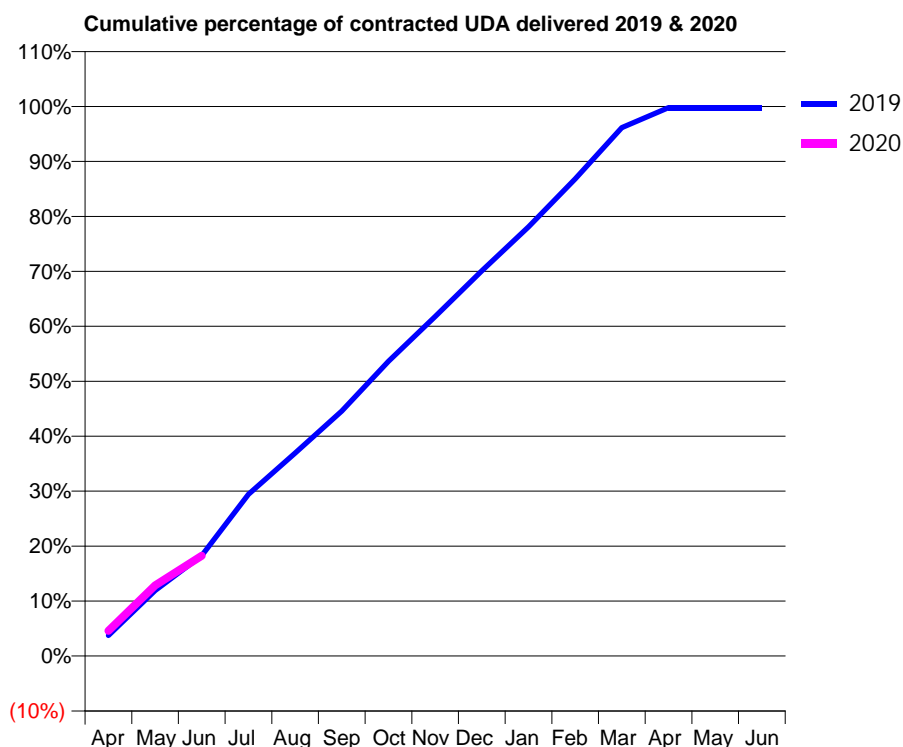
19/20 Contracted general activity (UDA)	21,000
Carry forward general activity (UDA)	0
19/20 Contracted orthodontic activity (UOA)	0
Carry forward orthodontic activity (UOA)	0
Baseline contract value	£548,792.65

ACCESS*

Patients seen in 24 months	Total	Change since previous quarter
Quarter ending June 2018	8,306	
Quarter ending September 2018	8,229	→
Quarter ending December 2018	8,165	→
Quarter ending March 2019	8,184	→
Quarter ending June 2019	8,262	→
Variance since June 2018	(0.5%)	→



ACTIVITY



Month	Adjusted Scheduled Activity (UDA)	
	2019	2020
April	741	968
May	2,351	2,697
June	3,600	3,834
July	5,796	
August	7,280	
September	8,777	
October	10,566	
November	12,174	
December	13,810	
January	15,381	
February	17,103	
March	18,945	
April	19,654	
May	19,654	
June	19,654	

QUALITY

	Quantity	Base Number	Contract	AT	Region	England
% of FP17s for the same patient ID Re-attending within 3 months - Children	31	580	5.3%	8.6%	10.6%	11.4%
% of FP17s for the same patient ID Re-attending within 3 months - Adults	383	2,259	17.0%	13.5%	15.2%	15.4%
% of FP17s for the same patient ID Re-attending between 3 & 9 months - Children	383	580	66.0%	61.2%	62.3%	59.8%
% of FP17s for the same patient ID Re-attending between 3 & 9 months - Adults	1,107	2,259	49.0%	52.3%	53.3%	52.1%
% of FP17s for Band 1 Urgent Courses	151	1,969	7.7%	10.0%	9.7%	9.2%
% of FP17s Relating to Free Repair or Replacements	6	1,969	0.3%	0.9%	0.6%	0.7%
% of FP17s Relating to Continuations	18	1,969	0.9%	0.9%	0.8%	0.8%
% of Patients satisfied with the dentistry they have received	8	9	N/A	94.0%	93.4%	93.4%
% of Patients satisfied with the time they had to wait for an appointment	9	9	N/A	85.7%	86.8%	87.6%

* This is based on patients treated on this contract for their most recent course of treatment.

Figures in italics indicate the base number of FP17s or Patient Questionnaire responses are less than 100. N/A is shown where the base number of responses is less than 10 during the period. % is calculated as Quantity/Base number*100

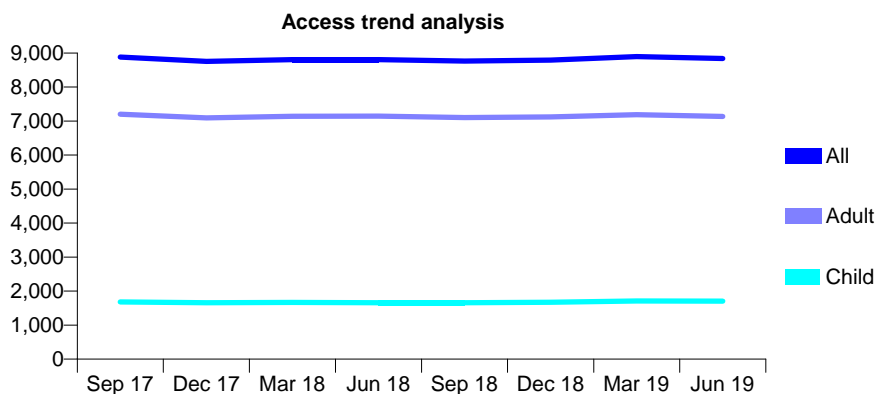
Q66 - Vital Signs At a Glance Contract Report for 175986/0001 - June 2019

Name or company name	DEN DENTAL GROUP PRACTICE LLP
Contract type name	GDS Contract
Purpose of contract	General
Contract start date	01/06/2011
Contract end date	

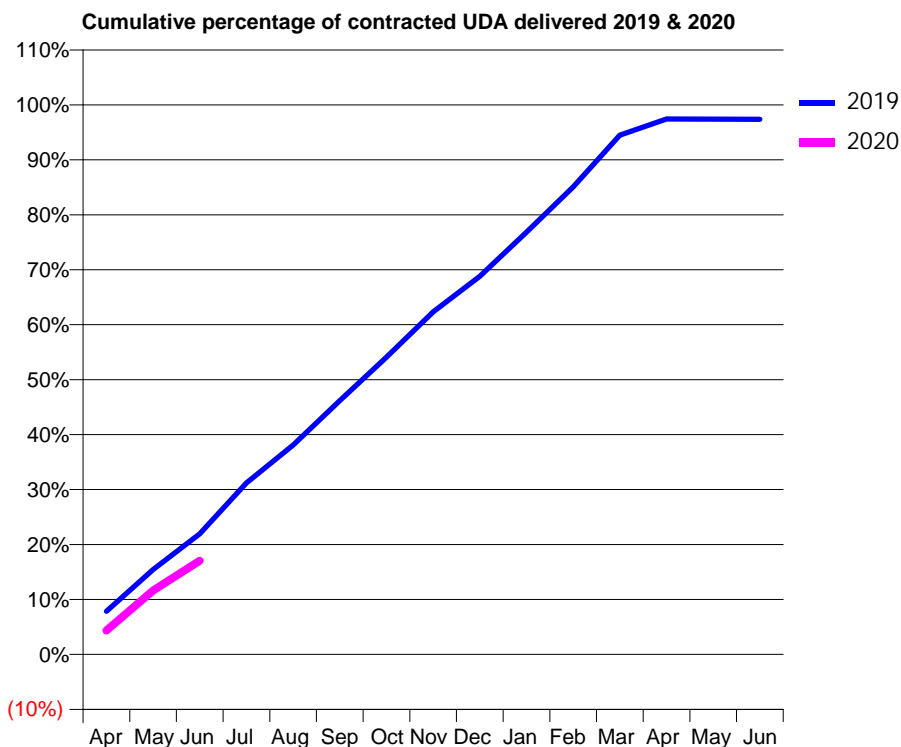
19/20 Contracted general activity (UDA)	26,014
Carry forward general activity (UDA)	0
19/20 Contracted orthodontic activity (UOA)	0
Carry forward orthodontic activity (UOA)	0
Baseline contract value	£849,197.56

ACCESS*

Patients seen in 24 months	Total	Change since previous quarter
Quarter ending June 2018	8,804	
Quarter ending September 2018	8,761	→
Quarter ending December 2018	8,795	→
Quarter ending March 2019	8,898	→
Quarter ending June 2019	8,841	→
Variance since June 2018	0.4%	→



ACTIVITY



Month	Adjusted Scheduled Activity (UDA)	
	2019	2020
April	2,043	1,130
May	4,018	3,029
June	5,707	4,436
July	8,114	
August	9,915	
September	12,010	
October	14,072	
November	16,212	
December	17,899	
January	19,991	
February	22,137	
March	24,580	
April	25,341	
May	25,336	
June	25,330	

QUALITY

	Quantity	Base Number	Contract	AT	Region	England
% of FP17s for the same patient ID Re-attending within 3 months - Children	22	602	3.7%	8.6%	10.6%	11.4%
% of FP17s for the same patient ID Re-attending within 3 months - Adults	241	2,331	10.3%	13.5%	15.2%	15.4%
% of FP17s for the same patient ID Re-attending between 3 & 9 months - Children	409	602	67.9%	61.2%	62.3%	59.8%
% of FP17s for the same patient ID Re-attending between 3 & 9 months - Adults	1,454	2,331	62.4%	52.3%	53.3%	52.1%
% of FP17s for Band 1 Urgent Courses	195	2,554	7.6%	10.0%	9.7%	9.2%
% of FP17s Relating to Free Repair or Replacements	28	2,554	1.1%	0.9%	0.6%	0.7%
% of FP17s Relating to Continuations	6	2,554	0.2%	0.9%	0.8%	0.8%
% of Patients satisfied with the dentistry they have received	6	6	N/A	94.0%	93.4%	93.4%
% of Patients satisfied with the time they had to wait for an appointment	6	6	N/A	85.7%	86.8%	87.6%

* This is based on patients treated on this contract for their most recent course of treatment. Figures in italics indicate the base number of FP17s or Patient Questionnaire responses are less than 100. N/A is shown where the base number of responses is less than 10 during the period. % is calculated as Quantity/Base number*100

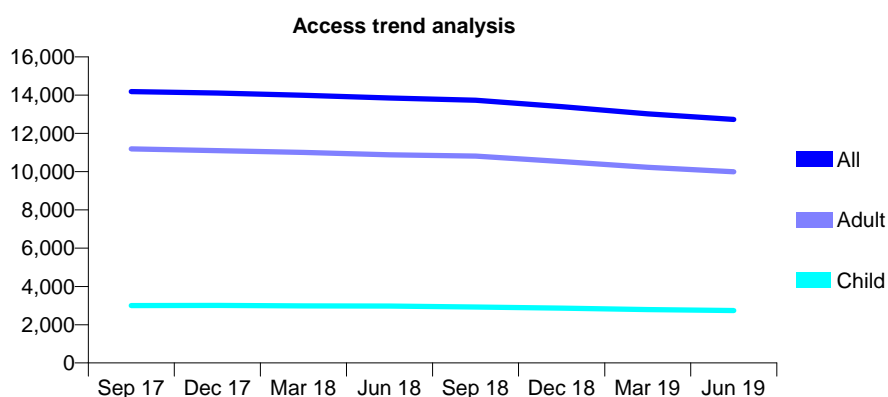
Q66 - Vital Signs At a Glance Contract Report for 175986/0002 - June 2019

Name or company name	DEN DENTAL GROUP PRACTICE LLP
Contract type name	GDS Contract
Purpose of contract	General
Contract start date	01/06/2011
Contract end date	

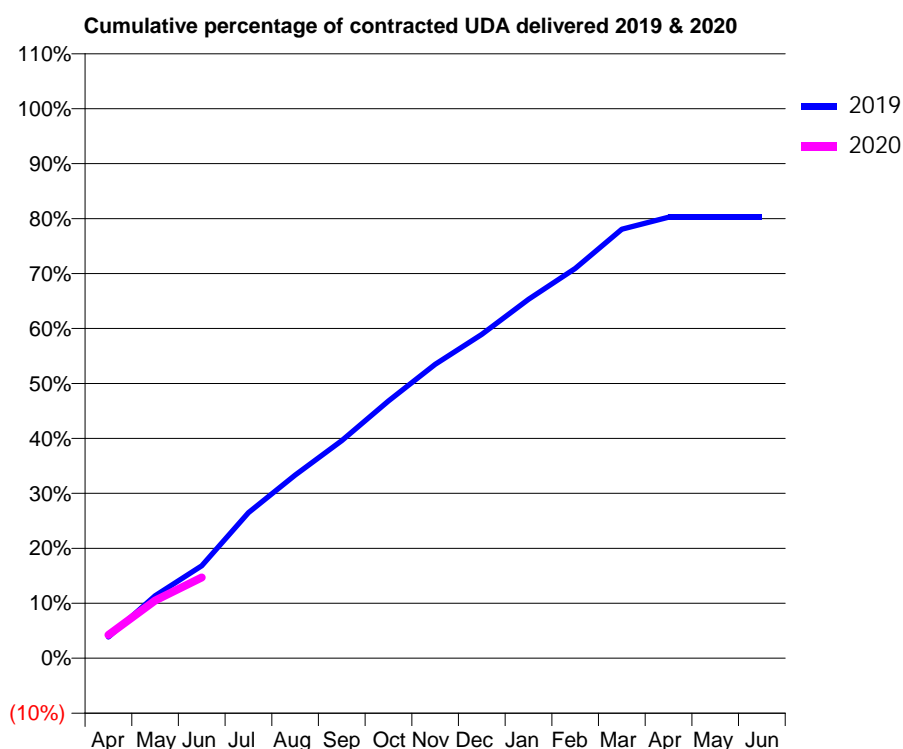
19/20 Contracted general activity (UDA)	34,870
Carry forward general activity (UDA)	0
19/20 Contracted orthodontic activity (UOA)	0
Carry forward orthodontic activity (UOA)	0
Baseline contract value	£1,097,123.84

ACCESS*

Patients seen in 24 months	Total	Change since previous quarter
Quarter ending June 2018	13,850	
Quarter ending September 2018	13,731	→
Quarter ending December 2018	13,397	↓
Quarter ending March 2019	13,021	↓
Quarter ending June 2019	12,726	↓
Variance since June 2018	(8.1%)	↓



ACTIVITY



Month	2019	2020
April	1,347	1,473
May	3,963	3,659
June	5,870	5,123
July	9,237	
August	11,618	
September	13,803	
October	16,323	
November	18,654	
December	20,549	
January	22,772	
February	24,733	
March	27,214	
April	27,978	
May	27,976	
June	27,977	

QUALITY

	Quantity	Base Number	Contract	AT	Region	England
% of FP17s for the same patient ID Re-attending within 3 months - Children	36	682	5.3%	8.6%	10.6%	11.4%
% of FP17s for the same patient ID Re-attending within 3 months - Adults	386	2,647	14.6%	13.5%	15.2%	15.4%
% of FP17s for the same patient ID Re-attending between 3 & 9 months - Children	288	682	42.2%	61.2%	62.3%	59.8%
% of FP17s for the same patient ID Re-attending between 3 & 9 months - Adults	1,151	2,647	43.5%	52.3%	53.3%	52.1%
% of FP17s for Band 1 Urgent Courses	428	2,883	14.8%	10.0%	9.7%	9.2%
% of FP17s Relating to Free Repair or Replacements	59	2,883	2.0%	0.9%	0.6%	0.7%
% of FP17s Relating to Continuations	14	2,883	0.5%	0.9%	0.8%	0.8%
% of Patients satisfied with the dentistry they have received	6	6	N/A	94.0%	93.4%	93.4%
% of Patients satisfied with the time they had to wait for an appointment	5	6	N/A	85.7%	86.8%	87.6%

* This is based on patients treated on this contract for their most recent course of treatment.

Figures in italics indicate the base number of FP17s or Patient Questionnaire responses are less than 100. N/A is shown where the base number of responses is less than 10 during the period. % is calculated as Quantity/Base number*100

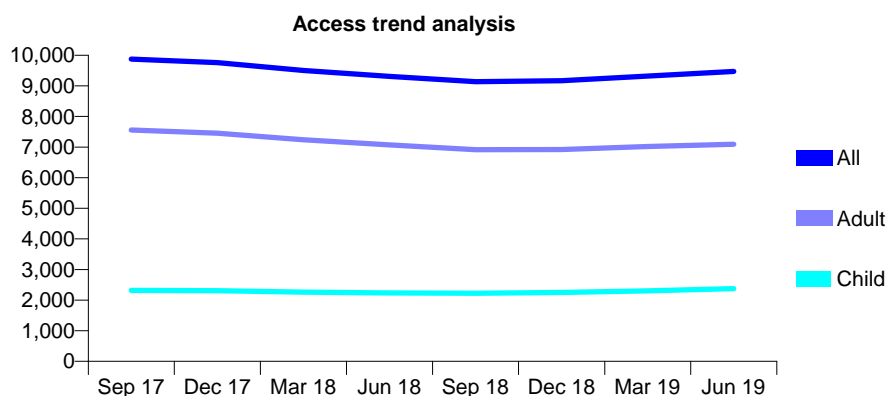
Q66 - Vital Signs At a Glance Contract Report for 175986/0004 - June 2019

Name or company name	DEN DENTAL GROUP PRACTICE LLP
Contract type name	GDS Contract
Purpose of contract	General
Contract start date	01/06/2011
Contract end date	

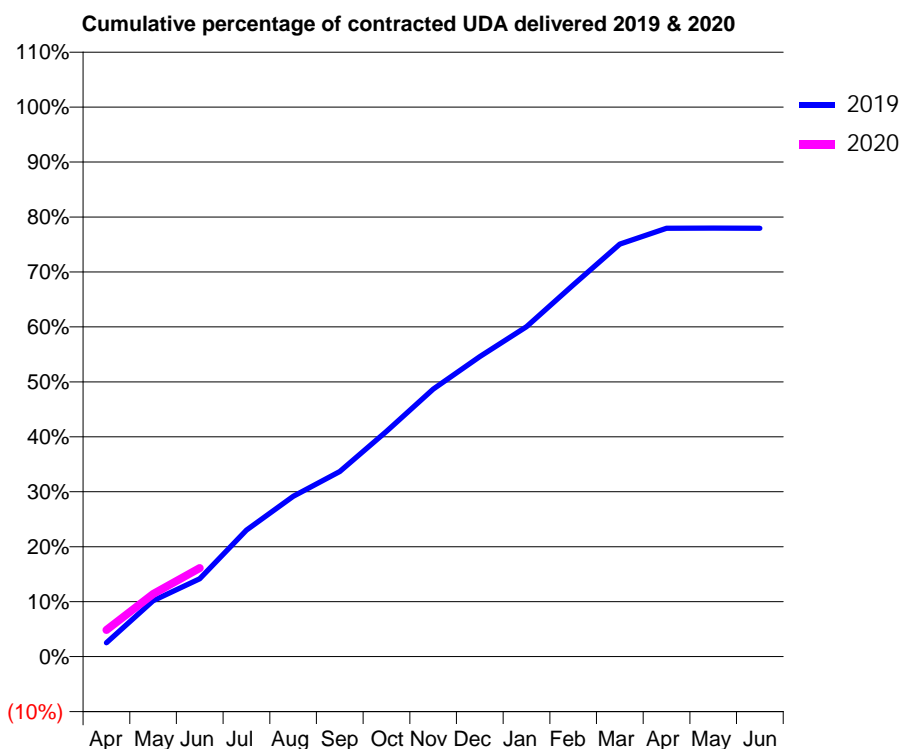
19/20 Contracted general activity (UDA)	28,374
Carry forward general activity (UDA)	0
19/20 Contracted orthodontic activity (UOA)	0
Carry forward orthodontic activity (UOA)	0
Baseline contract value	£803,262.31

ACCESS*

Patients seen in 24 months	Total	Change since previous quarter
Quarter ending June 2018	9,310	
Quarter ending September 2018	9,138	↓
Quarter ending December 2018	9,170	→
Quarter ending March 2019	9,324	→
Quarter ending June 2019	9,471	→
Variance since June 2018	1.7%	→



ACTIVITY



Month	Adjusted Scheduled Activity (UDA)	
	2019	2020
April	716	1,370
May	2,889	3,240
June	4,018	4,572
July	6,530	
August	8,283	
September	9,556	
October	11,631	
November	13,810	
December	15,487	
January	17,037	
February	19,196	
March	21,300	
April	22,110	
May	22,123	
June	22,121	

QUALITY

	Quantity	Base Number	Contract	AT	Region	England
% of FP17s for the same patient ID Re-attending within 3 months - Children	32	831	3.9%	8.6%	10.6%	11.4%
% of FP17s for the same patient ID Re-attending within 3 months - Adults	220	2,381	9.2%	13.5%	15.2%	15.4%
% of FP17s for the same patient ID Re-attending between 3 & 9 months - Children	475	831	57.2%	61.2%	62.3%	59.8%
% of FP17s for the same patient ID Re-attending between 3 & 9 months - Adults	1,334	2,381	56.0%	52.3%	53.3%	52.1%
% of FP17s for Band 1 Urgent Courses	211	2,766	7.6%	10.0%	9.7%	9.2%
% of FP17s Relating to Free Repair or Replacements	41	2,766	1.5%	0.9%	0.6%	0.7%
% of FP17s Relating to Continuations	15	2,766	0.5%	0.9%	0.8%	0.8%
% of Patients satisfied with the dentistry they have received	2	2	N/A	94.0%	93.4%	93.4%
% of Patients satisfied with the time they had to wait for an appointment	2	2	N/A	85.7%	86.8%	87.6%

* This is based on patients treated on this contract for their most recent course of treatment. Figures in italics indicate the base number of FP17s or Patient Questionnaire responses are less than 100. N/A is shown where the base number of responses is less than 10 during the period. % is calculated as Quantity/Base number*100

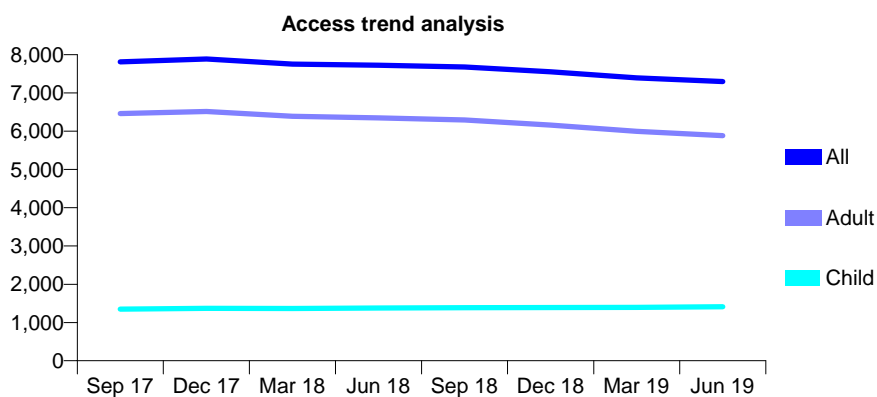
Q66 - Vital Signs At a Glance Contract Report for 175986/0007 - June 2019

Name or company name	DEN DENTAL GROUP PRACTICE LLP
Contract type name	PDS Plus Contract
Purpose of contract	General
Contract start date	01/06/2011
Contract end date	30/06/2020

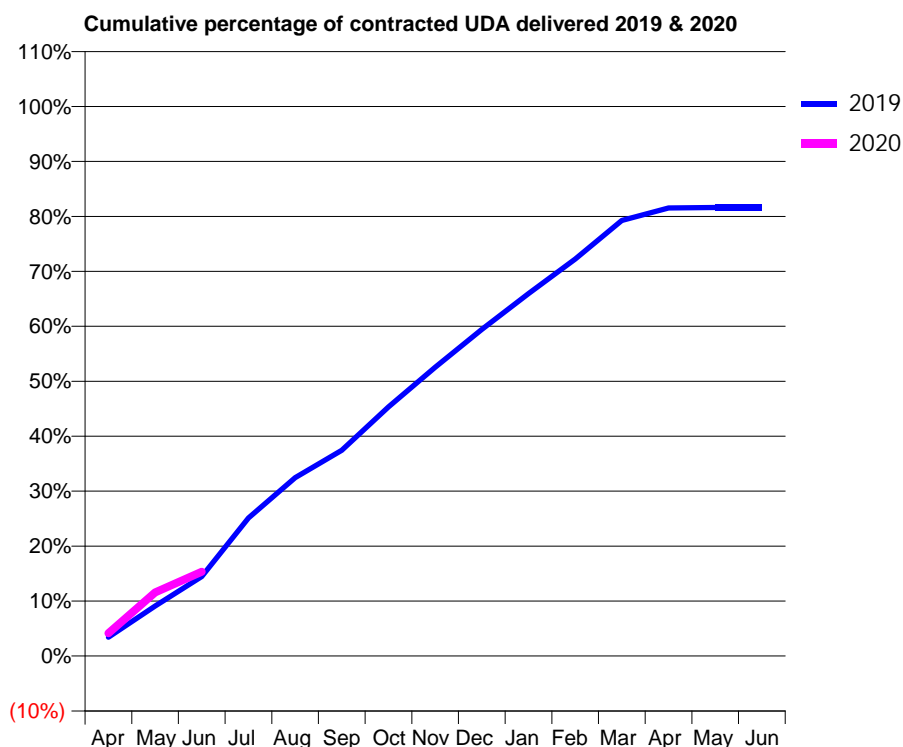
19/20 Contracted general activity (UDA)	24,000
Carry forward general activity (UDA)	0
19/20 Contracted orthodontic activity (UOA)	0
Carry forward orthodontic activity (UOA)	0
Baseline contract value	£360,998.52

ACCESS*

Patients seen in 24 months	Total	Change since previous quarter
Quarter ending June 2018	7,723	
Quarter ending September 2018	7,679	→
Quarter ending December 2018	7,552	↓
Quarter ending March 2019	7,394	↓
Quarter ending June 2019	7,299	↓
Variance since June 2018	(5.5%)	↓



ACTIVITY



Month	Adjusted Scheduled Activity (UDA)	
	2019	2020
April	826	1,001
May	2,184	2,780
June	3,468	3,681
July	6,033	
August	7,787	
September	8,984	
October	10,879	
November	12,612	
December	14,260	
January	15,826	
February	17,338	
March	19,016	
April	19,565	
May	19,591	
June	19,592	

QUALITY

	Quantity	Base Number	Contract	AT	Region	England
% of FP17s for the same patient ID Re-attending within 3 months - Children	46	463	9.9%	8.6%	10.6%	11.4%
% of FP17s for the same patient ID Re-attending within 3 months - Adults	326	1,892	17.2%	13.5%	15.2%	15.4%
% of FP17s for the same patient ID Re-attending between 3 & 9 months - Children	270	463	58.3%	61.2%	62.3%	59.8%
% of FP17s for the same patient ID Re-attending between 3 & 9 months - Adults	1,038	1,892	54.9%	52.3%	53.3%	52.1%
% of FP17s for Band 1 Urgent Courses	233	2,022	11.5%	10.0%	9.7%	9.2%
% of FP17s Relating to Free Repair or Replacements	27	2,022	1.3%	0.9%	0.6%	0.7%
% of FP17s Relating to Continuations	3	2,022	0.1%	0.9%	0.8%	0.8%
% of Patients satisfied with the dentistry they have received	8	9	N/A	94.0%	93.4%	93.4%
% of Patients satisfied with the time they had to wait for an appointment	7	9	N/A	85.7%	86.8%	87.6%

* This is based on patients treated on this contract for their most recent course of treatment. Figures in italics indicate the base number of FP17s or Patient Questionnaire responses are less than 100. N/A is shown where the base number of responses is less than 10 during the period. % is calculated as Quantity/Base number*100

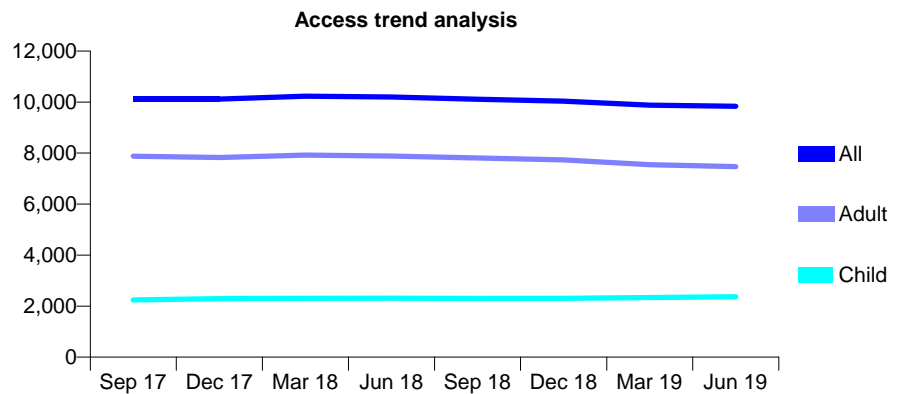
Q66 - Vital Signs At a Glance Contract Report for 175986/0008 - June 2019

Name or company name	DEN DENTAL GROUP PRACTICE LLP
Contract type name	PDS Plus Contract
Purpose of contract	General
Contract start date	01/06/2011
Contract end date	30/06/2019

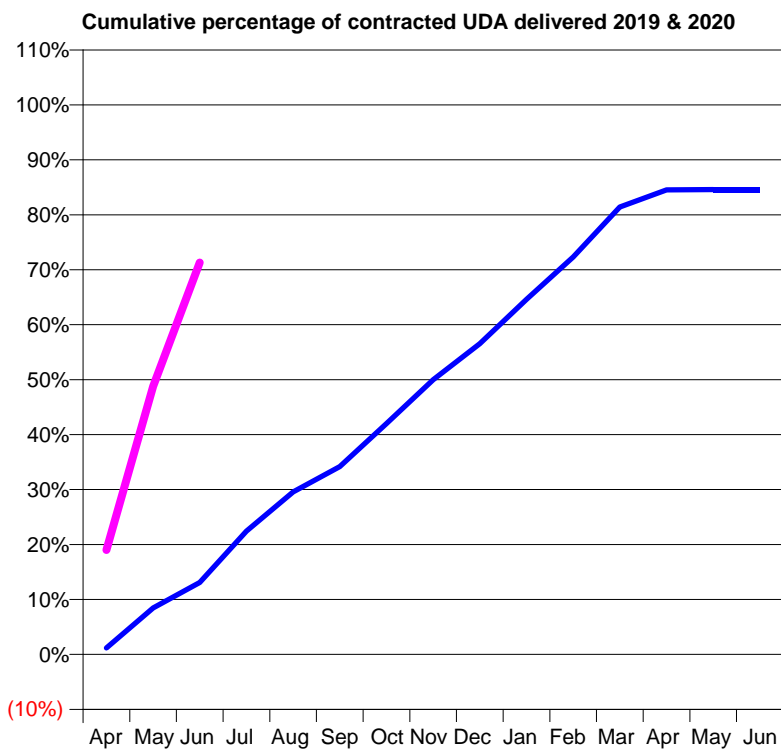
19/20 Contracted general activity (UDA)	6,750
Carry forward general activity (UDA)	0
19/20 Contracted orthodontic activity (UOA)	0
Carry forward orthodontic activity (UOA)	0
Baseline contract value	£101,531.09

ACCESS*

Patients seen in 24 months	Total	Change since previous quarter
Quarter ending June 2018	10,198	
Quarter ending September 2018	10,110	→
Quarter ending December 2018	10,036	→
Quarter ending March 2019	9,881	↓
Quarter ending June 2019	9,835	→
Variance since June 2018	(3.6%)	↓



ACTIVITY



Month	2019	2020
April	319	1,283
May	2,287	3,293
June	3,537	4,813
July	6,054	
August	7,984	
September	9,229	
October	11,347	
November	13,492	
December	15,262	
January	17,444	
February	19,526	
March	21,979	
April	22,827	
May	22,838	
June	22,840	

QUALITY

	Quantity	Base Number	Contract	AT	Region	England
% of FP17s for the same patient ID Re-attending within 3 months - Children	61	876	7.0%	8.6%	10.6%	11.4%
% of FP17s for the same patient ID Re-attending within 3 months - Adults	301	2,507	12.0%	13.5%	15.2%	15.4%
% of FP17s for the same patient ID Re-attending between 3 & 9 months - Children	578	876	66.0%	61.2%	62.3%	59.8%
% of FP17s for the same patient ID Re-attending between 3 & 9 months - Adults	1,626	2,507	64.9%	52.3%	53.3%	52.1%
% of FP17s for Band 1 Urgent Courses	242	2,928	8.3%	10.0%	9.7%	9.2%
% of FP17s Relating to Free Repair or Replacements	33	2,928	1.1%	0.9%	0.6%	0.7%
% of FP17s Relating to Continuations	12	2,928	0.4%	0.9%	0.8%	0.8%
% of Patients satisfied with the dentistry they have received	5	5	N/A	94.0%	93.4%	93.4%
% of Patients satisfied with the time they had to wait for an appointment	5	5	N/A	85.7%	86.8%	87.6%

* This is based on patients treated on this contract for their most recent course of treatment. Figures in italics indicate the base number of FP17s or Patient Questionnaire responses are less than 100. N/A is shown where the base number of responses is less than 10 during the period. % is calculated as Quantity/Base number*100

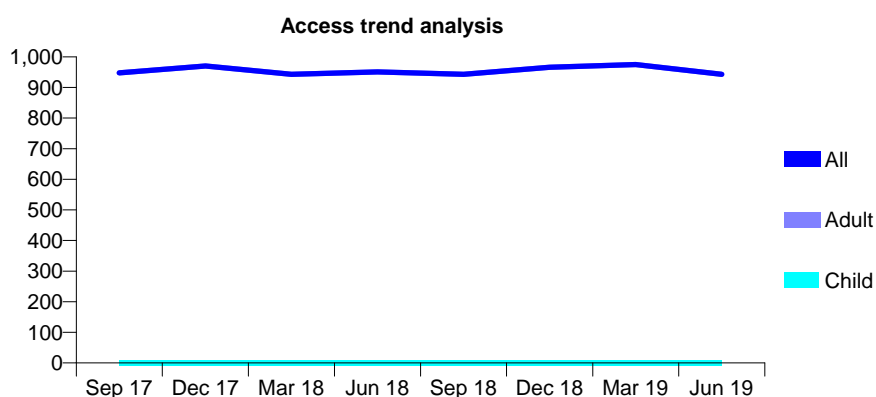
Q66 - Vital Signs At a Glance Contract Report for 176001/0001 - June 2019

Name or company name	Dental Home Visits Cornwall
Contract type name	PDS Contract
Purpose of contract	General
Contract start date	01/04/2012
Contract end date	31/03/2022

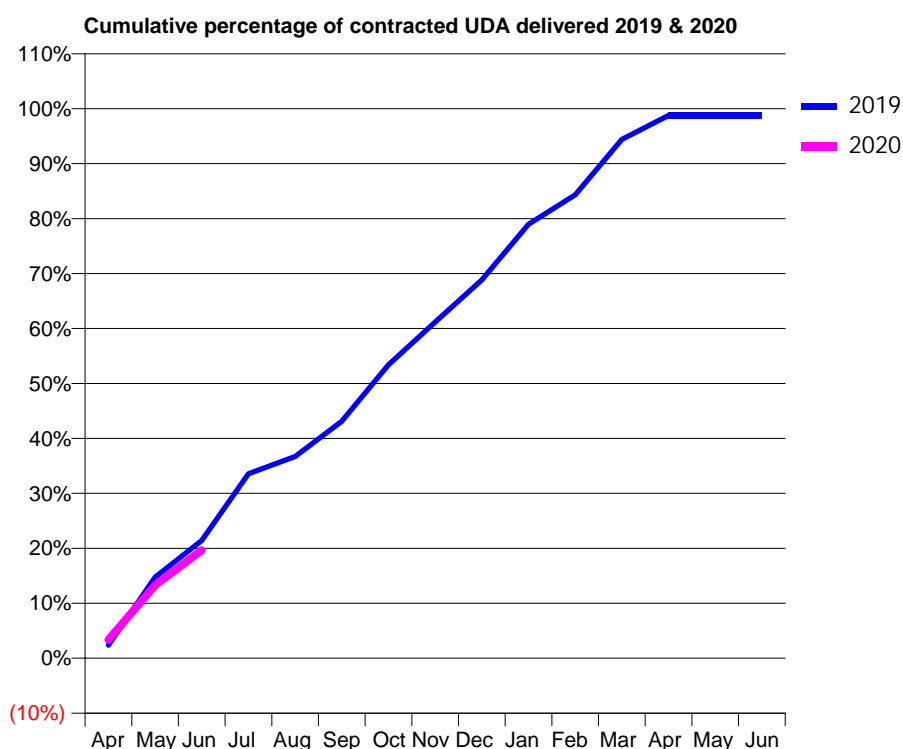
19/20 Contracted general activity (UDA)	2,388
Carry forward general activity (UDA)	0
19/20 Contracted orthodontic activity (UOA)	0
Carry forward orthodontic activity (UOA)	0
Baseline contract value	£150,429.45

ACCESS*

Patients seen in 24 months	Total	Change since previous quarter
Quarter ending June 2018	951	
Quarter ending September 2018	943	→
Quarter ending December 2018	966	↑
Quarter ending March 2019	975	→
Quarter ending June 2019	943	↓
Variance since June 2018	(0.8%)	→



ACTIVITY



Month	2019	2020
April	57	80
May	352	318
June	511	469
July	802	
August	877	
September	1,029	
October	1,275	
November	1,460	
December	1,644	
January	1,886	
February	2,013	
March	2,254	
April	2,359	
May	2,359	
June	2,359	

QUALITY

	Quantity	Base Number	Contract	AT	Region	England
% of FP17s for the same patient ID Re-attending within 3 months - Children	0	0	N/A	8.6%	10.6%	11.4%
% of FP17s for the same patient ID Re-attending within 3 months - Adults	46	181	25.4%	13.5%	15.2%	15.4%
% of FP17s for the same patient ID Re-attending between 3 & 9 months - Children	0	0	N/A	61.2%	62.3%	59.8%
% of FP17s for the same patient ID Re-attending between 3 & 9 months - Adults	29	181	16.0%	52.3%	53.3%	52.1%
% of FP17s for Band 1 Urgent Courses	45	150	30.0%	10.0%	9.7%	9.2%
% of FP17s Relating to Free Repair or Replacements	0	150	0.0%	0.9%	0.6%	0.7%
% of FP17s Relating to Continuations	3	150	2.0%	0.9%	0.8%	0.8%
% of Patients satisfied with the dentistry they have received	0	0	N/A	94.0%	93.4%	93.4%
% of Patients satisfied with the time they had to wait for an appointment	0	0	N/A	85.7%	86.8%	87.6%

* This is based on patients treated on this contract for their most recent course of treatment.

Figures in italics indicate the base number of FP17s or Patient Questionnaire responses are less than 100. N/A is shown where the base number of responses is less than 10 during the period. % is calculated as Quantity/Base number*100

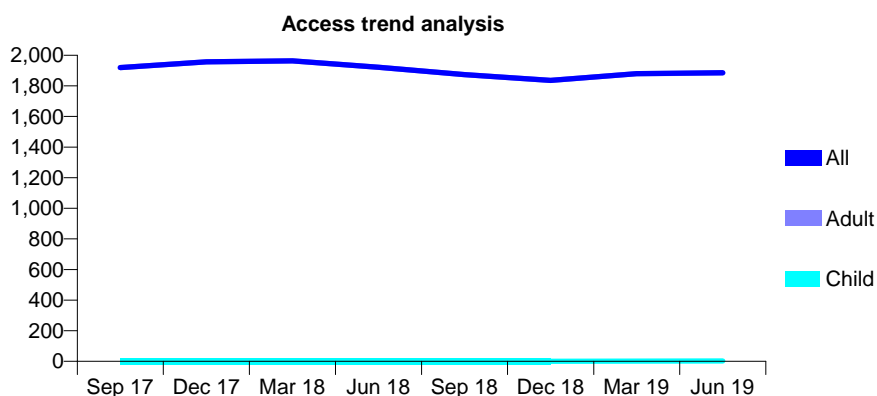
Q66 - Vital Signs At a Glance Contract Report for 176001/0002 - June 2019

Name or company name	Dental Home Visits Cornwall
Contract type name	PDS Contract
Purpose of contract	General
Contract start date	01/04/2012
Contract end date	31/03/2022

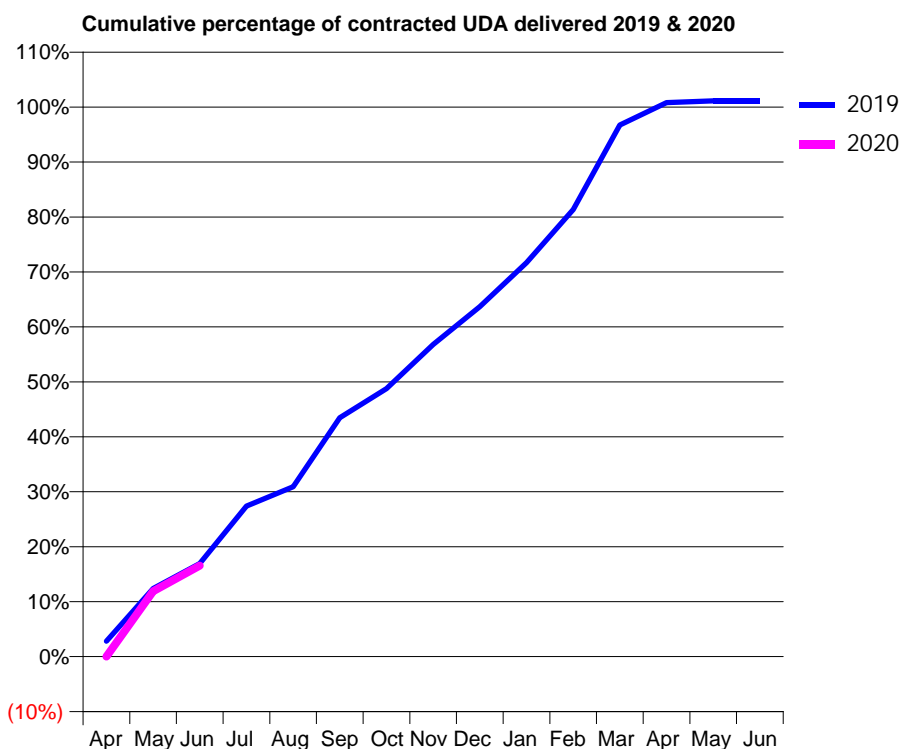
19/20 Contracted general activity (UDA)	3,816
Carry forward general activity (UDA)	0
19/20 Contracted orthodontic activity (UOA)	0
Carry forward orthodontic activity (UOA)	0
Baseline contract value	£225,627.79

ACCESS*

Patients seen in 24 months	Total	Change since previous quarter
Quarter ending June 2018	1,922	
Quarter ending September 2018	1,873	↓
Quarter ending December 2018	1,836	↓
Quarter ending March 2019	1,880	↑
Quarter ending June 2019	1,886	→
Variance since June 2018	(1.9%)	↓



ACTIVITY



Month	Adjusted Scheduled Activity (UDA)	
	2019	2020
April	108	0
May	472	455
June	646	632
July	1,045	
August	1,180	
September	1,659	
October	1,861	
November	2,167	
December	2,430	
January	2,735	
February	3,104	
March	3,692	
April	3,848	
May	3,860	
June	3,860	

QUALITY

	Quantity	Base Number	Contract	AT	Region	England
% of FP17s for the same patient ID Re-attending within 3 months - Children	0	1	0.0%	8.6%	10.6%	11.4%
% of FP17s for the same patient ID Re-attending within 3 months - Adults	70	405	17.3%	13.5%	15.2%	15.4%
% of FP17s for the same patient ID Re-attending between 3 & 9 months - Children	0	1	0.0%	61.2%	62.3%	59.8%
% of FP17s for the same patient ID Re-attending between 3 & 9 months - Adults	149	405	36.8%	52.3%	53.3%	52.1%
% of FP17s for Band 1 Urgent Courses	85	345	24.6%	10.0%	9.7%	9.2%
% of FP17s Relating to Free Repair or Replacements	0	345	0.0%	0.9%	0.6%	0.7%
% of FP17s Relating to Continuations	0	345	0.0%	0.9%	0.8%	0.8%
% of Patients satisfied with the dentistry they have received	2	3	N/A	94.0%	93.4%	93.4%
% of Patients satisfied with the time they had to wait for an appointment	2	3	N/A	85.7%	86.8%	87.6%

* This is based on patients treated on this contract for their most recent course of treatment. Figures in italics indicate the base number of FP17s or Patient Questionnaire responses are less than 100. N/A is shown where the base number of responses is less than 10 during the period. % is calculated as Quantity/Base number*100

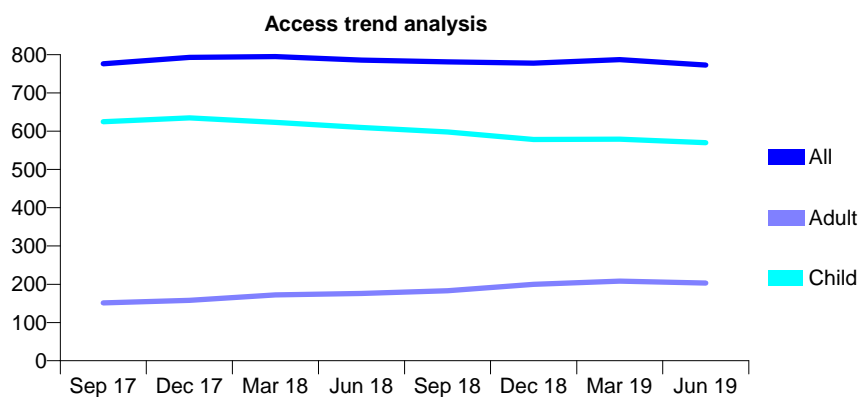
Q66 - Vital Signs At a Glance Contract Report for 177091/0001 - June 2019

Name or company name	Highland Dental Care Ltd
Contract type name	GDS Contract
Purpose of contract	General
Contract start date	01/08/2007
Contract end date	

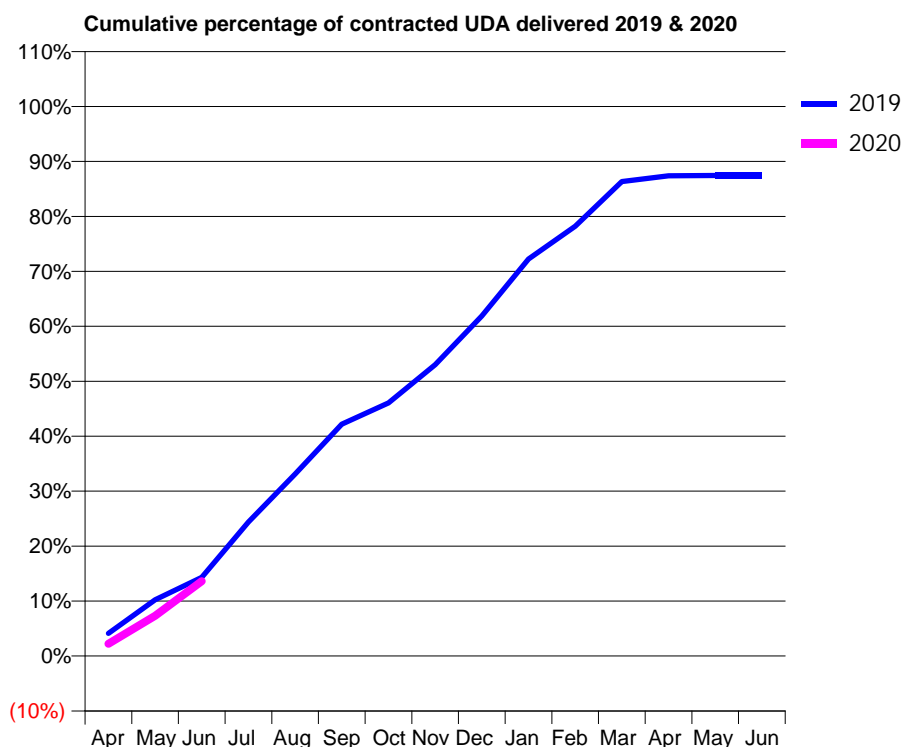
19/20 Contracted general activity (UDA)	1,537
Carry forward general activity (UDA)	0
19/20 Contracted orthodontic activity (UOA)	0
Carry forward orthodontic activity (UOA)	0
Baseline contract value	£38,521.16

ACCESS*

Patients seen in 24 months	Total	Change since previous quarter
Quarter ending June 2018	786	
Quarter ending September 2018	781	→
Quarter ending December 2018	778	→
Quarter ending March 2019	787	→
Quarter ending June 2019	773	↓
Variance since June 2018	(1.7%)	↓



ACTIVITY



Month	Adjusted Scheduled Activity (UDA)	
	2019	2020
April	63	34
May	157	113
June	220	210
July	375	
August	509	
September	648	
October	708	
November	815	
December	951	
January	1,110	
February	1,202	
March	1,327	
April	1,343	
May	1,344	
June	1,344	

QUALITY

	Quantity	Base Number	Contract	AT	Region	England
% of FP17s for the same patient ID Re-attending within 3 months - Children	11	165	6.7%	8.6%	10.6%	11.4%
% of FP17s for the same patient ID Re-attending within 3 months - Adults	1	23	4.3%	13.5%	15.2%	15.4%
% of FP17s for the same patient ID Re-attending between 3 & 9 months - Children	108	165	65.5%	61.2%	62.3%	59.8%
% of FP17s for the same patient ID Re-attending between 3 & 9 months - Adults	8	23	34.8%	52.3%	53.3%	52.1%
% of FP17s for Band 1 Urgent Courses	3	173	1.7%	10.0%	9.7%	9.2%
% of FP17s Relating to Free Repair or Replacements	0	173	0.0%	0.9%	0.6%	0.7%
% of FP17s Relating to Continuations	0	173	0.0%	0.9%	0.8%	0.8%
% of Patients satisfied with the dentistry they have received	1	1	N/A	94.0%	93.4%	93.4%
% of Patients satisfied with the time they had to wait for an appointment	1	1	N/A	85.7%	86.8%	87.6%

* This is based on patients treated on this contract for their most recent course of treatment. Figures in italics indicate the base number of FP17s or Patient Questionnaire responses are less than 100. N/A is shown where the base number of responses is less than 10 during the period. % is calculated as Quantity/Base number*100

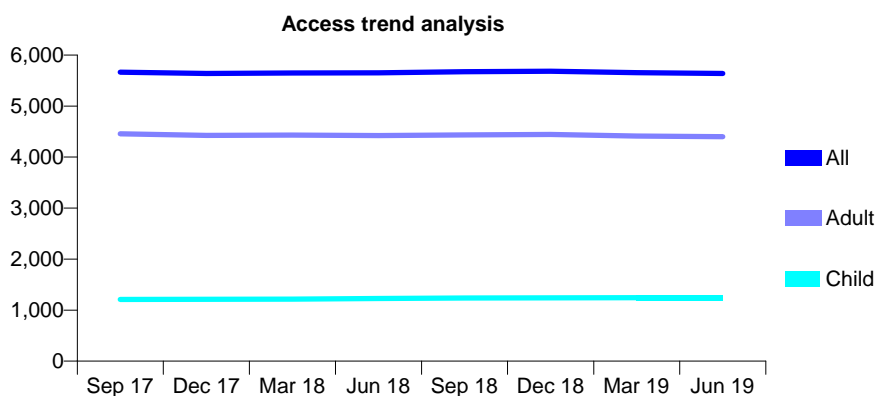
Q66 - Vital Signs At a Glance Contract Report for 178500/0001 - June 2019

Name or company name	Addy Dental Care Ltd
Contract type name	GDS Contract
Purpose of contract	General
Contract start date	01/05/2008
Contract end date	

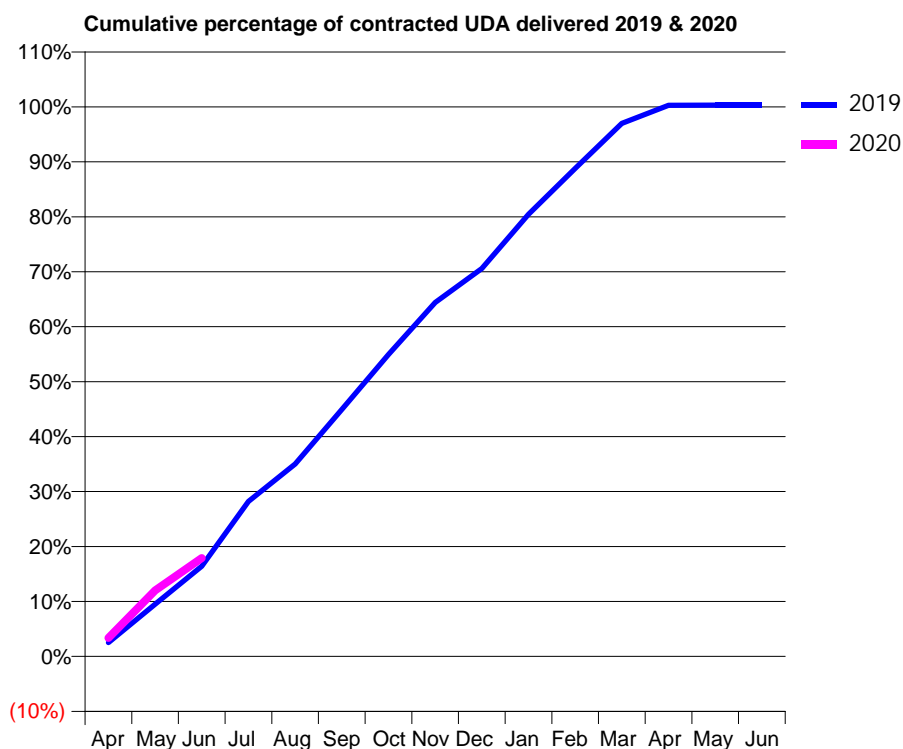
19/20 Contracted general activity (UDA)	17,018
Carry forward general activity (UDA)	0
19/20 Contracted orthodontic activity (UOA)	0
Carry forward orthodontic activity (UOA)	0
Baseline contract value	£512,277.42

ACCESS*

Patients seen in 24 months	Total	Change since previous quarter
Quarter ending June 2018	5,650	
Quarter ending September 2018	5,675	→
Quarter ending December 2018	5,683	→
Quarter ending March 2019	5,656	→
Quarter ending June 2019	5,640	→
Variance since June 2018	(0.2%)	→



ACTIVITY



Month	Adjusted Scheduled Activity (UDA)	
	2019	2020
April	430	572
May	1,619	2,046
June	2,793	3,044
July	4,800	
August	5,963	
September	7,646	
October	9,347	
November	10,963	
December	12,009	
January	13,691	
February	15,113	
March	16,504	
April	17,065	
May	17,069	
June	17,069	

QUALITY

	Quantity	Base Number	Contract	AT	Region	England
% of FP17s for the same patient ID Re-attending within 3 months - Children	22	437	5.0%	8.6%	10.6%	11.4%
% of FP17s for the same patient ID Re-attending within 3 months - Adults	177	1,353	13.1%	13.5%	15.2%	15.4%
% of FP17s for the same patient ID Re-attending between 3 & 9 months - Children	299	437	68.4%	61.2%	62.3%	59.8%
% of FP17s for the same patient ID Re-attending between 3 & 9 months - Adults	759	1,353	56.1%	52.3%	53.3%	52.1%
% of FP17s for Band 1 Urgent Courses	130	1,519	8.6%	10.0%	9.7%	9.2%
% of FP17s Relating to Free Repair or Replacements	17	1,519	1.1%	0.9%	0.6%	0.7%
% of FP17s Relating to Continuations	17	1,519	1.1%	0.9%	0.8%	0.8%
% of Patients satisfied with the dentistry they have received	6	6	N/A	94.0%	93.4%	93.4%
% of Patients satisfied with the time they had to wait for an appointment	6	6	N/A	85.7%	86.8%	87.6%

* This is based on patients treated on this contract for their most recent course of treatment. Figures in italics indicate the base number of FP17s or Patient Questionnaire responses are less than 100. N/A is shown where the base number of responses is less than 10 during the period. % is calculated as Quantity/Base number*100

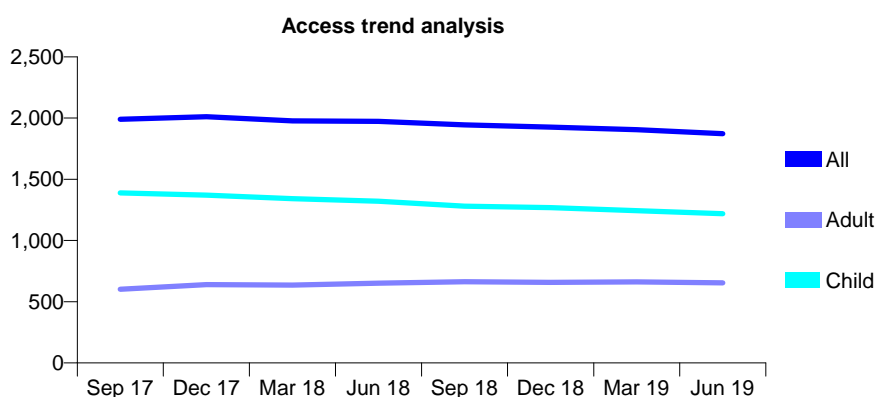
Q66 - Vital Signs At a Glance Contract Report for 178926/0001 - June 2019

Name or company name	Madford Lane Partnership
Contract type name	GDS Contract
Purpose of contract	General
Contract start date	01/12/2015
Contract end date	

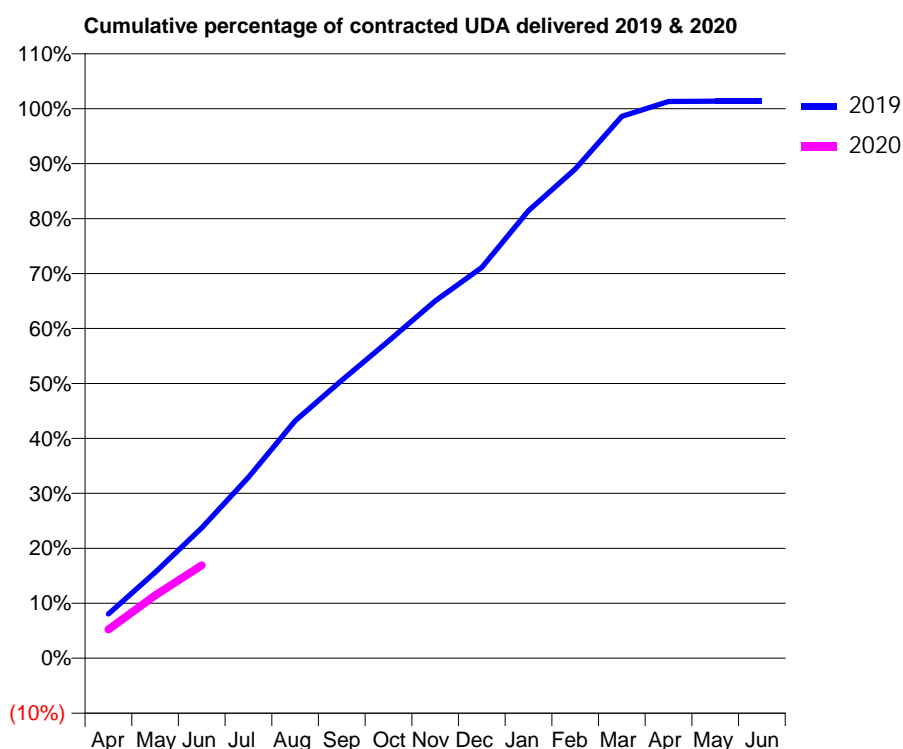
19/20 Contracted general activity (UDA)	4,250
Carry forward general activity (UDA)	0
19/20 Contracted orthodontic activity (UOA)	0
Carry forward orthodontic activity (UOA)	0
Baseline contract value	£110,839.02

ACCESS*

Patients seen in 24 months	Total	Change since previous quarter
Quarter ending June 2018	1,973	
Quarter ending September 2018	1,945	↓
Quarter ending December 2018	1,927	→
Quarter ending March 2019	1,905	↓
Quarter ending June 2019	1,873	↓
Variance since June 2018	(5.1%)	↓



ACTIVITY



Adjusted Scheduled Activity (UDA)		
Month	2019	2020
April	342	222
May	664	486
June	1,008	718
July	1,399	
August	1,836	
September	2,148	
October	2,452	
November	2,763	
December	3,023	
January	3,460	
February	3,782	
March	4,189	
April	4,305	
May	4,307	
June	4,307	

QUALITY

	Quantity	Base Number	Contract	AT	Region	England
% of FP17s for the same patient ID Re-attending within 3 months - Children	21	445	4.7%	8.6%	10.6%	11.4%
% of FP17s for the same patient ID Re-attending within 3 months - Adults	9	182	4.9%	13.5%	15.2%	15.4%
% of FP17s for the same patient ID Re-attending between 3 & 9 months - Children	351	445	78.9%	61.2%	62.3%	59.8%
% of FP17s for the same patient ID Re-attending between 3 & 9 months - Adults	121	182	66.5%	52.3%	53.3%	52.1%
% of FP17s for Band 1 Urgent Courses	11	540	2.0%	10.0%	9.7%	9.2%
% of FP17s Relating to Free Repair or Replacements	0	540	0.0%	0.9%	0.6%	0.7%
% of FP17s Relating to Continuations	0	540	0.0%	0.9%	0.8%	0.8%
% of Patients satisfied with the dentistry they have received	1	1	N/A	94.0%	93.4%	93.4%
% of Patients satisfied with the time they had to wait for an appointment	1	1	N/A	85.7%	86.8%	87.6%

* This is based on patients treated on this contract for their most recent course of treatment. Figures in italics indicate the base number of FP17s or Patient Questionnaire responses are less than 100. N/A is shown where the base number of responses is less than 10 during the period. % is calculated as Quantity/Base number*100

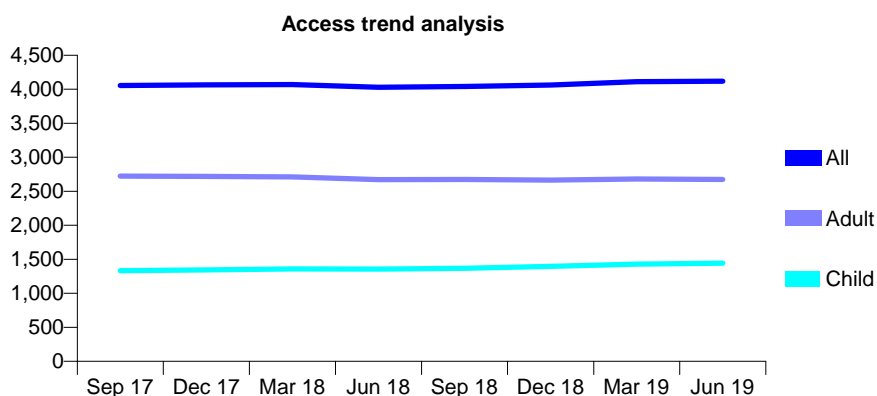
Q66 - Vital Signs At a Glance Contract Report for 180238/0001 - June 2019

Name or company name	Courtenay Dental Ltd
Contract type name	GDS Contract
Purpose of contract	General
Contract start date	01/04/2013
Contract end date	

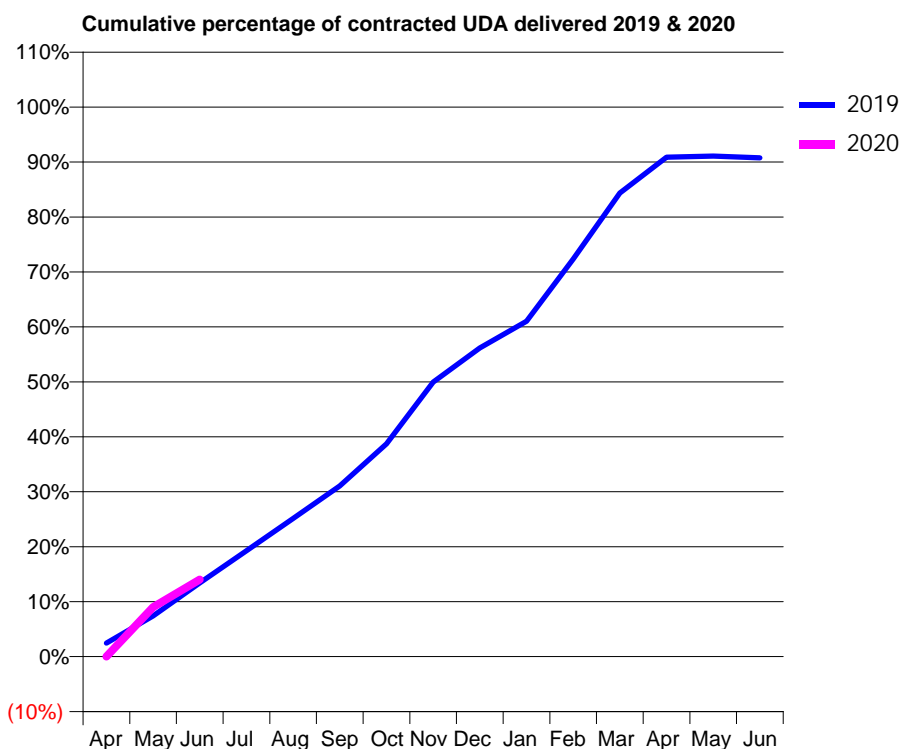
19/20 Contracted general activity (UDA)	12,006
Carry forward general activity (UDA)	0
19/20 Contracted orthodontic activity (UOA)	0
Carry forward orthodontic activity (UOA)	0
Baseline contract value	£270,201.12

ACCESS*

Patients seen in 24 months	Total	Change since previous quarter
Quarter ending June 2018	4,028	
Quarter ending September 2018	4,041	→
Quarter ending December 2018	4,062	→
Quarter ending March 2019	4,111	→
Quarter ending June 2019	4,118	→
Variance since June 2018	2.2%	↑



ACTIVITY



Month	Adjusted Scheduled Activity (UDA)	
	2019	2020
April	296	0
May	889	1,082
June	1,609	1,687
July	2,315	
August	3,020	
September	3,731	
October	4,650	
November	5,997	
December	6,744	
January	7,326	
February	8,687	
March	10,129	
April	10,910	
May	10,935	
June	10,897	

QUALITY

	Quantity	Base Number	Contract	AT	Region	England
% of FP17s for the same patient ID Re-attending within 3 months - Children	53	564	9.4%	8.6%	10.6%	11.4%
% of FP17s for the same patient ID Re-attending within 3 months - Adults	103	857	12.0%	13.5%	15.2%	15.4%
% of FP17s for the same patient ID Re-attending between 3 & 9 months - Children	393	564	69.7%	61.2%	62.3%	59.8%
% of FP17s for the same patient ID Re-attending between 3 & 9 months - Adults	537	857	62.7%	52.3%	53.3%	52.1%
% of FP17s for Band 1 Urgent Courses	49	1,001	4.9%	10.0%	9.7%	9.2%
% of FP17s Relating to Free Repair or Replacements	9	1,001	0.9%	0.9%	0.6%	0.7%
% of FP17s Relating to Continuations	11	1,001	1.1%	0.9%	0.8%	0.8%
% of Patients satisfied with the dentistry they have received	6	6	N/A	94.0%	93.4%	93.4%
% of Patients satisfied with the time they had to wait for an appointment	6	6	N/A	85.7%	86.8%	87.6%

* This is based on patients treated on this contract for their most recent course of treatment. Figures in italics indicate the base number of FP17s or Patient Questionnaire responses are less than 100. N/A is shown where the base number of responses is less than 10 during the period. % is calculated as Quantity/Base number*100

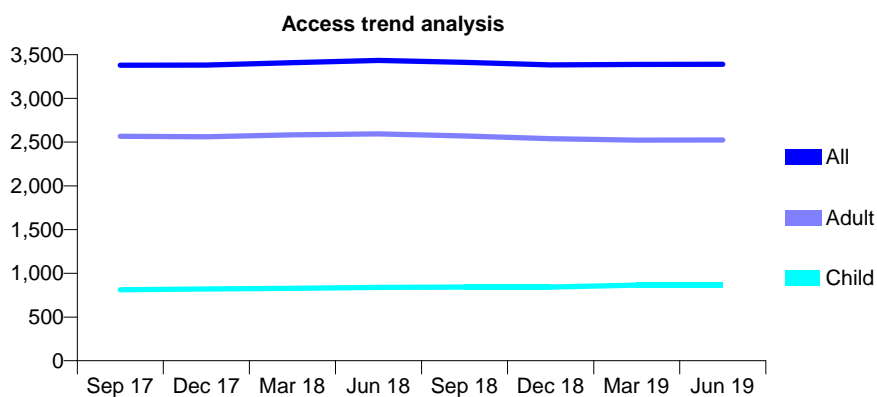
Q66 - Vital Signs At a Glance Contract Report for 181781/0001 - June 2019

Name or company name	Matford Dental Clinic Limited
Contract type name	GDS Contract
Purpose of contract	General
Contract start date	01/02/2010
Contract end date	

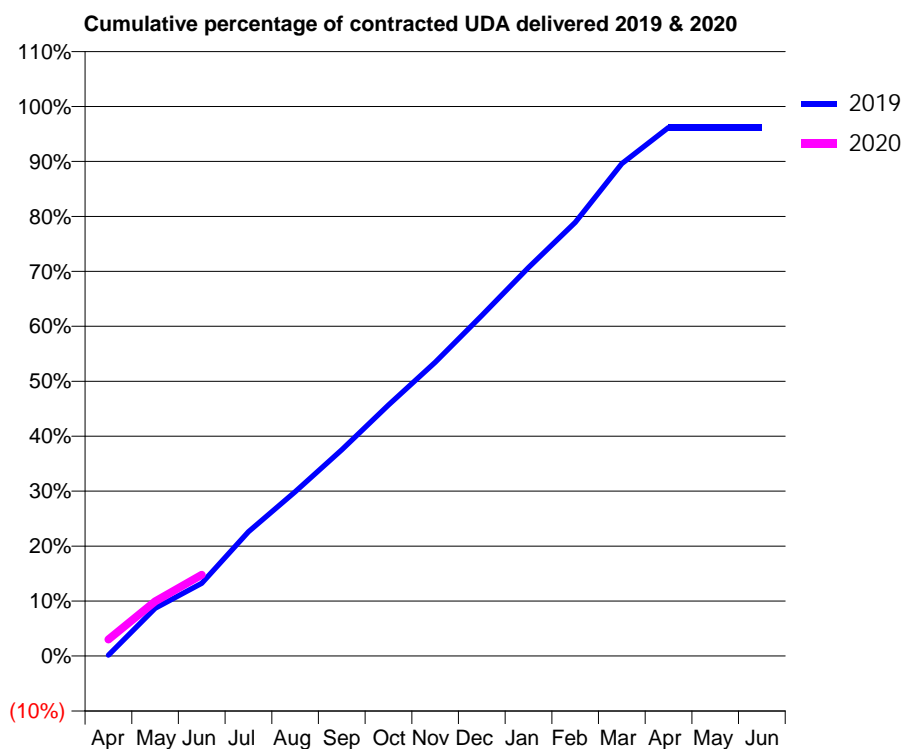
19/20 Contracted general activity (UDA)	10,500
Carry forward general activity (UDA)	0
19/20 Contracted orthodontic activity (UOA)	0
Carry forward orthodontic activity (UOA)	0
Baseline contract value	£341,641.64

ACCESS*

Patients seen in 24 months	Total	Change since previous quarter
Quarter ending June 2018	3,434	
Quarter ending September 2018	3,413	→
Quarter ending December 2018	3,383	→
Quarter ending March 2019	3,388	→
Quarter ending June 2019	3,389	→
Variance since June 2018	(1.3%)	↓



ACTIVITY



Month	Adjusted Scheduled Activity (UDA)	
	2019	2020
April	15	317
May	913	1,044
June	1,391	1,554
July	2,375	
August	3,137	
September	3,941	
October	4,797	
November	5,611	
December	6,506	
January	7,424	
February	8,286	
March	9,406	
April	10,098	
May	10,098	
June	10,098	

QUALITY

	Quantity	Base Number	Contract	AT	Region	England
% of FP17s for the same patient ID Re-attending within 3 months - Children	18	344	5.2%	8.6%	10.6%	11.4%
% of FP17s for the same patient ID Re-attending within 3 months - Adults	154	1,077	14.3%	13.5%	15.2%	15.4%
% of FP17s for the same patient ID Re-attending between 3 & 9 months - Children	240	344	69.8%	61.2%	62.3%	59.8%
% of FP17s for the same patient ID Re-attending between 3 & 9 months - Adults	773	1,077	71.8%	52.3%	53.3%	52.1%
% of FP17s for Band 1 Urgent Courses	51	989	5.2%	10.0%	9.7%	9.2%
% of FP17s Relating to Free Repair or Replacements	13	989	1.3%	0.9%	0.6%	0.7%
% of FP17s Relating to Continuations	9	989	0.9%	0.9%	0.8%	0.8%
% of Patients satisfied with the dentistry they have received	2	2	N/A	94.0%	93.4%	93.4%
% of Patients satisfied with the time they had to wait for an appointment	2	2	N/A	85.7%	86.8%	87.6%

* This is based on patients treated on this contract for their most recent course of treatment. Figures in italics indicate the base number of FP17s or Patient Questionnaire responses are less than 100. N/A is shown where the base number of responses is less than 10 during the period. % is calculated as Quantity/Base number*100

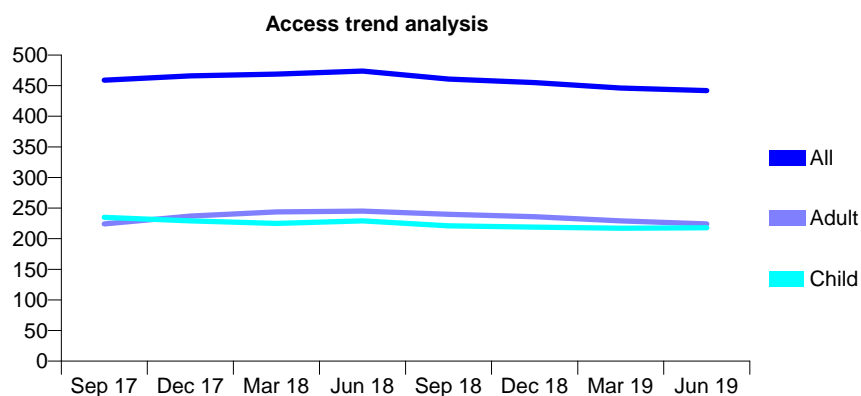
Q66 - Vital Signs At a Glance Contract Report for 186783/0001 - June 2019

Name or company name	The Smile Dispensary
Contract type name	GDS Contract
Purpose of contract	General
Contract start date	01/04/2011
Contract end date	

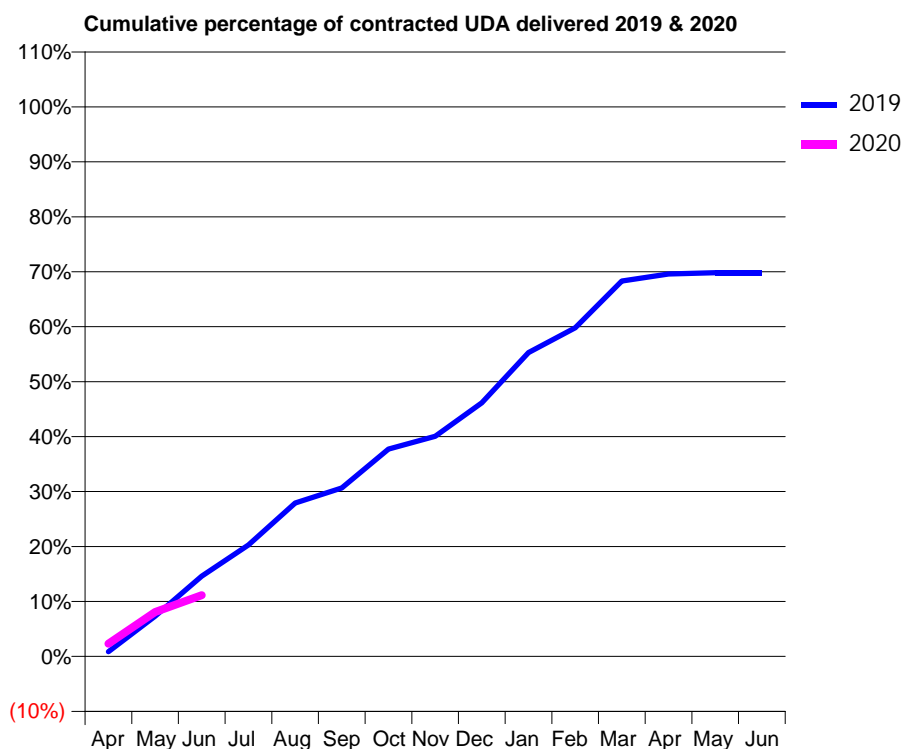
19/20 Contracted general activity (UDA)	1,200
Carry forward general activity (UDA)	0
19/20 Contracted orthodontic activity (UOA)	0
Carry forward orthodontic activity (UOA)	0
Baseline contract value	£27,502.28

ACCESS*

Patients seen in 24 months	Total	Change since previous quarter
Quarter ending June 2018	474	
Quarter ending September 2018	461	↓
Quarter ending December 2018	455	↓
Quarter ending March 2019	446	↓
Quarter ending June 2019	442	→
Variance since June 2018	(6.8%)	↓



ACTIVITY



Month	2019	2020
April	10	28
May	88	97
June	175	134
July	243	
August	335	
September	368	
October	453	
November	481	
December	554	
January	664	
February	718	
March	820	
April	835	
May	838	
June	838	

QUALITY

	Quantity	Base Number	Contract	AT	Region	England
% of FP17s for the same patient ID Re-attending within 3 months - Children	4	61	6.6%	8.6%	10.6%	11.4%
% of FP17s for the same patient ID Re-attending within 3 months - Adults	9	65	13.8%	13.5%	15.2%	15.4%
% of FP17s for the same patient ID Re-attending between 3 & 9 months - Children	39	61	63.9%	61.2%	62.3%	59.8%
% of FP17s for the same patient ID Re-attending between 3 & 9 months - Adults	34	65	52.3%	52.3%	53.3%	52.1%
% of FP17s for Band 1 Urgent Courses	9	114	7.9%	10.0%	9.7%	9.2%
% of FP17s Relating to Free Repair or Replacements	1	114	0.9%	0.9%	0.6%	0.7%
% of FP17s Relating to Continuations	0	114	0.0%	0.9%	0.8%	0.8%
% of Patients satisfied with the dentistry they have received	0	0	N/A	94.0%	93.4%	93.4%
% of Patients satisfied with the time they had to wait for an appointment	0	0	N/A	85.7%	86.8%	87.6%

* This is based on patients treated on this contract for their most recent course of treatment. Figures in italics indicate the base number of FP17s or Patient Questionnaire responses are less than 100. N/A is shown where the base number of responses is less than 10 during the period. % is calculated as Quantity/Base number*100

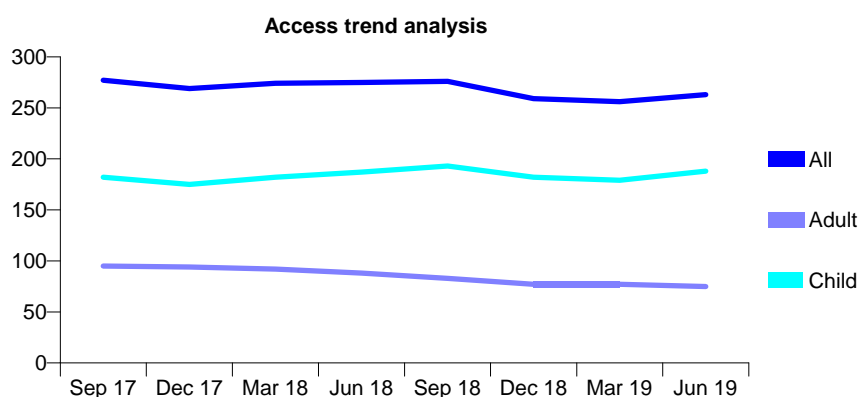
Q66 - Vital Signs At a Glance Contract Report for 187569/0001 - June 2019

Name or company name	Smile for Life Ltd
Contract type name	GDS Contract
Purpose of contract	General
Contract start date	01/01/2007
Contract end date	

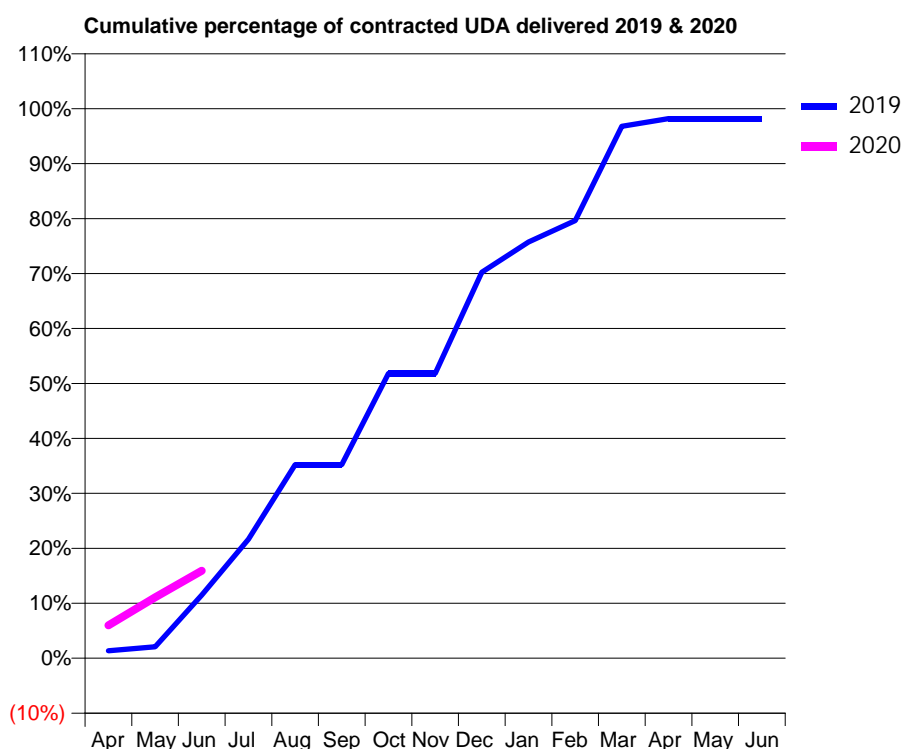
19/20 Contracted general activity (UDA)	435
Carry forward general activity (UDA)	0
19/20 Contracted orthodontic activity (UOA)	0
Carry forward orthodontic activity (UOA)	0
Baseline contract value	£10,646.32

ACCESS*

Patients seen in 24 months	Total	Change since previous quarter
Quarter ending June 2018	275	
Quarter ending September 2018	276	→
Quarter ending December 2018	259	↓
Quarter ending March 2019	256	↓
Quarter ending June 2019	263	↑
Variance since June 2018	(4.4%)	↓



ACTIVITY



Month	2019	2020
April	6	26
May	9	48
June	50	69
July	94	
August	153	
September	153	
October	225	
November	225	
December	305	
January	329	
February	346	
March	421	
April	427	
May	427	
June	427	

QUALITY

	Quantity	Base Number	Contract	AT	Region	England
% of FP17s for the same patient ID Re-attending within 3 months - Children	1	55	1.8%	8.6%	10.6%	11.4%
% of FP17s for the same patient ID Re-attending within 3 months - Adults	1	12	8.3%	13.5%	15.2%	15.4%
% of FP17s for the same patient ID Re-attending between 3 & 9 months - Children	25	55	45.5%	61.2%	62.3%	59.8%
% of FP17s for the same patient ID Re-attending between 3 & 9 months - Adults	8	12	66.7%	52.3%	53.3%	52.1%
% of FP17s for Band 1 Urgent Courses	1	63	1.6%	10.0%	9.7%	9.2%
% of FP17s Relating to Free Repair or Replacements	0	63	0.0%	0.9%	0.6%	0.7%
% of FP17s Relating to Continuations	0	63	0.0%	0.9%	0.8%	0.8%
% of Patients satisfied with the dentistry they have received	0	0	N/A	94.0%	93.4%	93.4%
% of Patients satisfied with the time they had to wait for an appointment	0	0	N/A	85.7%	86.8%	87.6%

* This is based on patients treated on this contract for their most recent course of treatment.

Figures in italics indicate the base number of FP17s or Patient Questionnaire responses are less than 100. N/A is shown where the base number of responses is less than 10 during the period. % is calculated as Quantity/Base number*100

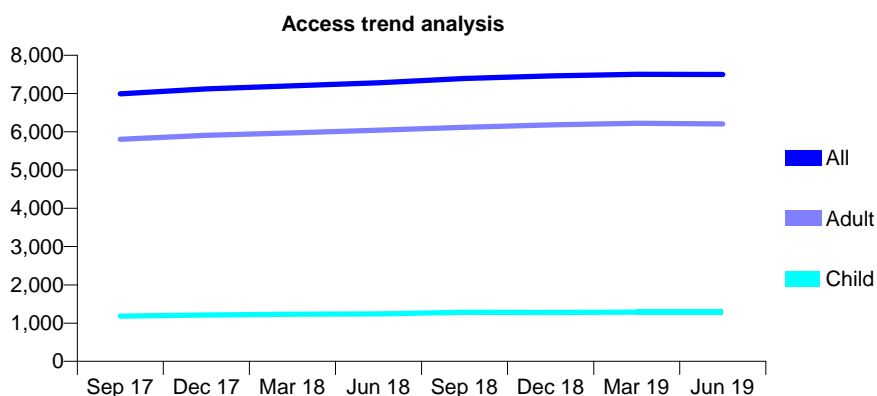
Q66 - Vital Signs At a Glance Contract Report for 189472/0001 - June 2019

Name or company name	St Leonard's Dental Practice Ltd
Contract type name	GDS Contract
Purpose of contract	General
Contract start date	01/08/2009
Contract end date	

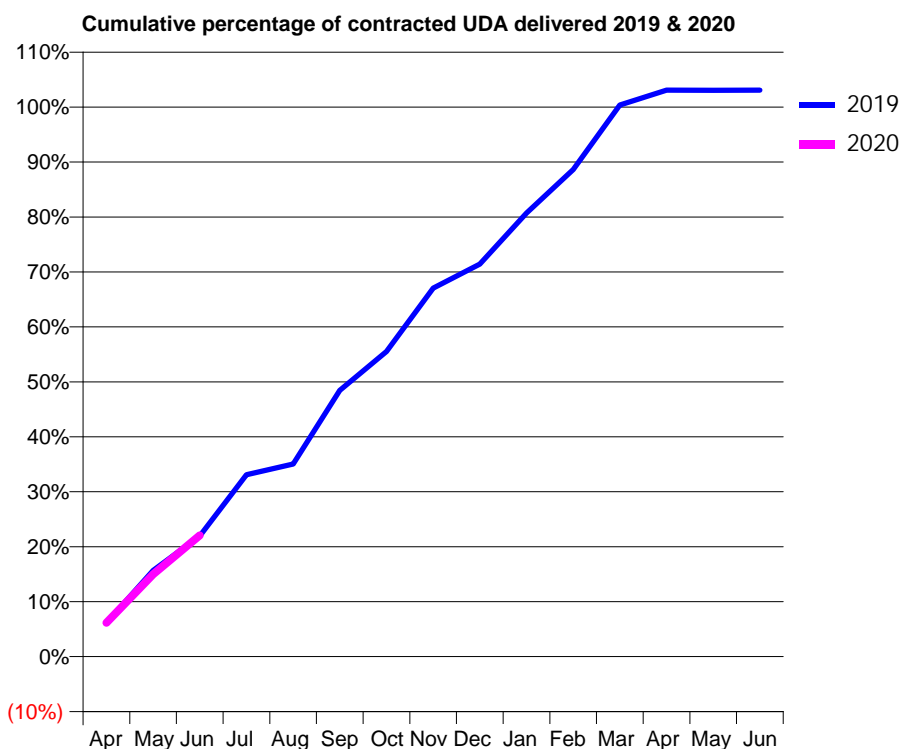
19/20 Contracted general activity (UDA)	23,973
Carry forward general activity (UDA)	0
19/20 Contracted orthodontic activity (UOA)	0
Carry forward orthodontic activity (UOA)	0
Baseline contract value	£771,783.01

ACCESS*

Patients seen in 24 months	Total	Change since previous quarter
Quarter ending June 2018	7,281	
Quarter ending September 2018	7,396	→
Quarter ending December 2018	7,461	→
Quarter ending March 2019	7,503	→
Quarter ending June 2019	7,496	→
Variance since June 2018	3.0%	↑



ACTIVITY



Month	Adjusted Scheduled Activity (UDA)	
	2019	2020
April	1,479	1,476
May	3,760	3,590
June	5,263	5,288
July	7,940	
August	8,401	
September	11,615	
October	13,310	
November	16,074	
December	17,126	
January	19,352	
February	21,251	
March	24,056	
April	24,708	
May	24,705	
June	24,709	

QUALITY

	Quantity	Base Number	Contract	AT	Region	England
% of FP17s for the same patient ID Re-attending within 3 months - Children	27	471	5.7%	8.6%	10.6%	11.4%
% of FP17s for the same patient ID Re-attending within 3 months - Adults	448	2,565	17.5%	13.5%	15.2%	15.4%
% of FP17s for the same patient ID Re-attending between 3 & 9 months - Children	318	471	67.5%	61.2%	62.3%	59.8%
% of FP17s for the same patient ID Re-attending between 3 & 9 months - Adults	1,653	2,565	64.4%	52.3%	53.3%	52.1%
% of FP17s for Band 1 Urgent Courses	211	2,719	7.8%	10.0%	9.7%	9.2%
% of FP17s Relating to Free Repair or Replacements	30	2,719	1.1%	0.9%	0.6%	0.7%
% of FP17s Relating to Continuations	36	2,719	1.3%	0.9%	0.8%	0.8%
% of Patients satisfied with the dentistry they have received	7	7	N/A	94.0%	93.4%	93.4%
% of Patients satisfied with the time they had to wait for an appointment	7	7	N/A	85.7%	86.8%	87.6%

* This is based on patients treated on this contract for their most recent course of treatment. Figures in italics indicate the base number of FP17s or Patient Questionnaire responses are less than 100. N/A is shown where the base number of responses is less than 10 during the period. % is calculated as Quantity/Base number*100

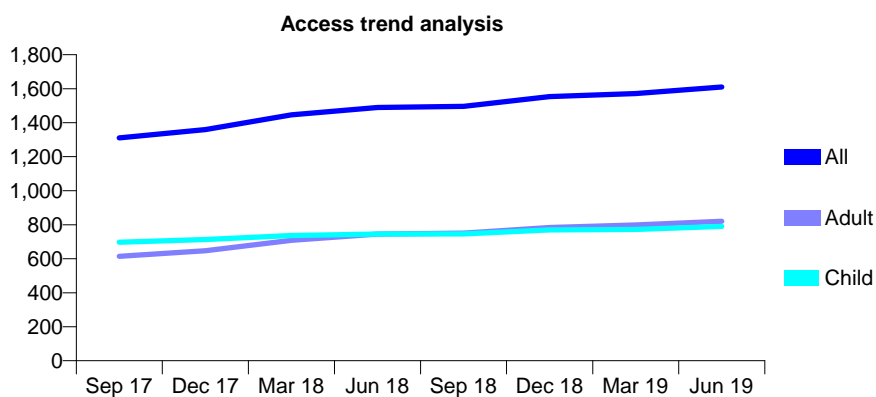
Q66 - Vital Signs At a Glance Contract Report for 189731/0001 - June 2019

Name or company name	Spicer Road Dental Practice Ltd
Contract type name	GDS Contract
Purpose of contract	General
Contract start date	01/01/2013
Contract end date	

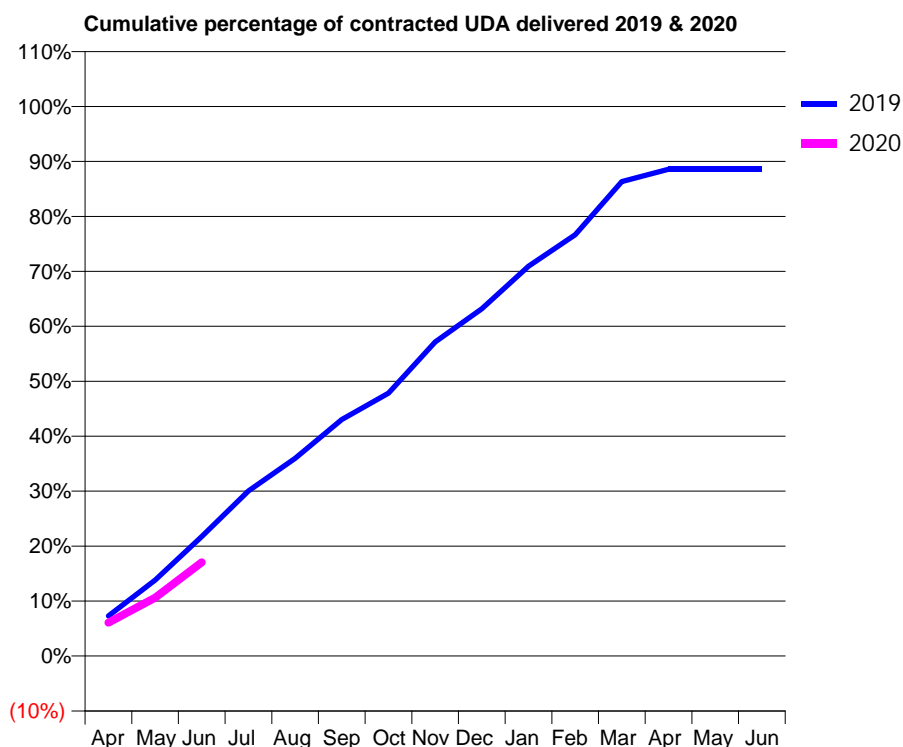
19/20 Contracted general activity (UDA)	4,200
Carry forward general activity (UDA)	0
19/20 Contracted orthodontic activity (UOA)	0
Carry forward orthodontic activity (UOA)	0
Baseline contract value	£103,850.40

ACCESS*

Patients seen in 24 months	Total	Change since previous quarter
Quarter ending June 2018	1,490	
Quarter ending September 2018	1,496	→
Quarter ending December 2018	1,553	↑
Quarter ending March 2019	1,571	→
Quarter ending June 2019	1,610	↑
Variance since June 2018	8.1%	↑



ACTIVITY



Month	Adjusted Scheduled Activity (UDA)	
	2019	2020
April	306	256
May	580	446
June	913	716
July	1,263	
August	1,511	
September	1,807	
October	2,009	
November	2,401	
December	2,653	
January	2,979	
February	3,220	
March	3,626	
April	3,720	
May	3,721	
June	3,721	

QUALITY

	Quantity	Base Number	Contract	AT	Region	England
% of FP17s for the same patient ID Re-attending within 3 months - Children	13	292	4.5%	8.6%	10.6%	11.4%
% of FP17s for the same patient ID Re-attending within 3 months - Adults	32	281	11.4%	13.5%	15.2%	15.4%
% of FP17s for the same patient ID Re-attending between 3 & 9 months - Children	213	292	72.9%	61.2%	62.3%	59.8%
% of FP17s for the same patient ID Re-attending between 3 & 9 months - Adults	148	281	52.7%	52.3%	53.3%	52.1%
% of FP17s for Band 1 Urgent Courses	38	506	7.5%	10.0%	9.7%	9.2%
% of FP17s Relating to Free Repair or Replacements	3	506	0.6%	0.9%	0.6%	0.7%
% of FP17s Relating to Continuations	0	506	0.0%	0.9%	0.8%	0.8%
% of Patients satisfied with the dentistry they have received	0	0	N/A	94.0%	93.4%	93.4%
% of Patients satisfied with the time they had to wait for an appointment	0	0	N/A	85.7%	86.8%	87.6%

* This is based on patients treated on this contract for their most recent course of treatment. Figures in italics indicate the base number of FP17s or Patient Questionnaire responses are less than 100. N/A is shown where the base number of responses is less than 10 during the period. % is calculated as Quantity/Base number*100

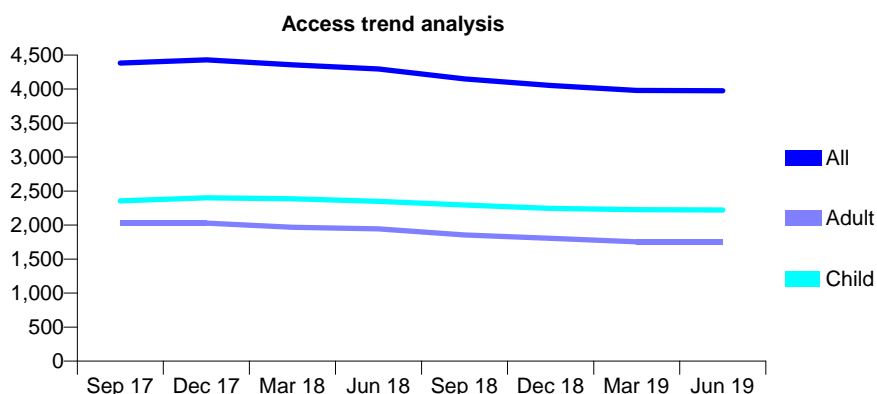
Q66 - Vital Signs At a Glance Contract Report for 191078/0001 - June 2019

Name or company name	Lynbridge House NHS Dental Practice
Contract type name	GDS Contract
Purpose of contract	General
Contract start date	01/04/2006
Contract end date	

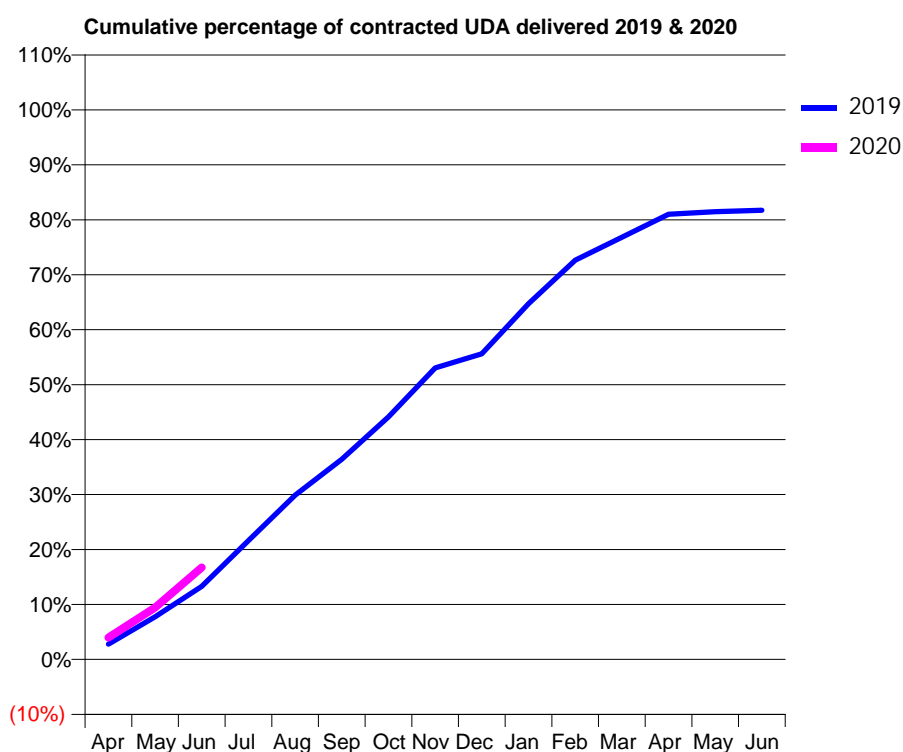
19/20 Contracted general activity (UDA)	12,250
Carry forward general activity (UDA)	0
19/20 Contracted orthodontic activity (UOA)	0
Carry forward orthodontic activity (UOA)	0
Baseline contract value	£299,300.71

ACCESS*

Patients seen in 24 months	Total	Change since previous quarter
Quarter ending June 2018	4,295	
Quarter ending September 2018	4,150	↓
Quarter ending December 2018	4,051	↓
Quarter ending March 2019	3,980	↓
Quarter ending June 2019	3,976	→
Variance since June 2018	(7.4%)	↓



ACTIVITY



Month	Adjusted Scheduled Activity (UDA)	
	2019	2020
April	339	486
May	951	1,159
June	1,630	2,048
July	2,650	
August	3,665	
September	4,462	
October	5,407	
November	6,500	
December	6,811	
January	7,928	
February	8,899	
March	9,410	
April	9,921	
May	9,982	
June	10,012	

QUALITY

	Quantity	Base Number	Contract	AT	Region	England
% of FP17s for the same patient ID Re-attending within 3 months - Children	41	771	5.3%	8.6%	10.6%	11.4%
% of FP17s for the same patient ID Re-attending within 3 months - Adults	122	535	22.8%	13.5%	15.2%	15.4%
% of FP17s for the same patient ID Re-attending between 3 & 9 months - Children	383	771	49.7%	61.2%	62.3%	59.8%
% of FP17s for the same patient ID Re-attending between 3 & 9 months - Adults	251	535	46.9%	52.3%	53.3%	52.1%
% of FP17s for Band 1 Urgent Courses	116	1,012	11.5%	10.0%	9.7%	9.2%
% of FP17s Relating to Free Repair or Replacements	0	1,012	0.0%	0.9%	0.6%	0.7%
% of FP17s Relating to Continuations	2	1,012	0.2%	0.9%	0.8%	0.8%
% of Patients satisfied with the dentistry they have received	1	1	N/A	94.0%	93.4%	93.4%
% of Patients satisfied with the time they had to wait for an appointment	1	1	N/A	85.7%	86.8%	87.6%

* This is based on patients treated on this contract for their most recent course of treatment. Figures in italics indicate the base number of FP17s or Patient Questionnaire responses are less than 100. N/A is shown where the base number of responses is less than 10 during the period. % is calculated as Quantity/Base number*100

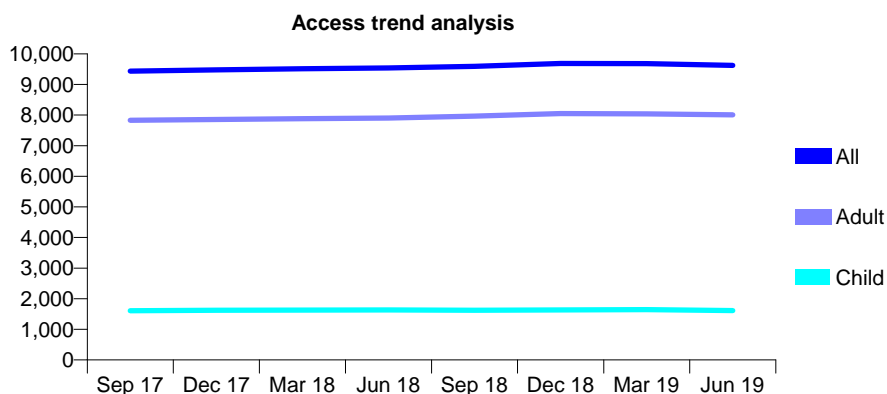
Q66 - Vital Signs At a Glance Contract Report for 193305/0001 - June 2019

Name or company name	HONITON DENTAL CENTRE
Contract type name	GDS Contract
Purpose of contract	General and Orthodontic
Contract start date	01/09/2009
Contract end date	

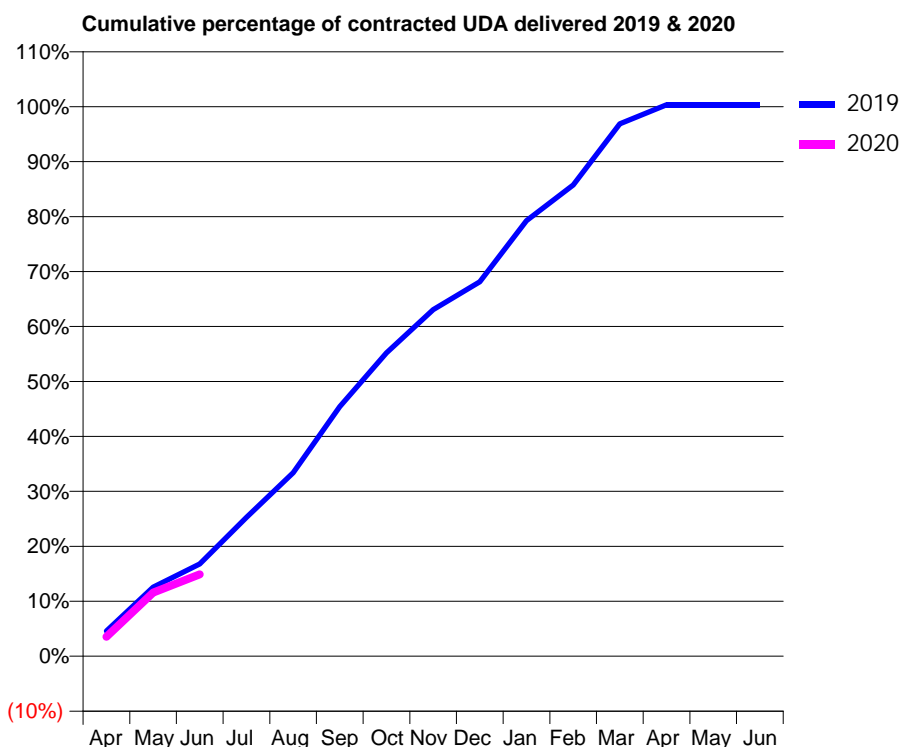
19/20 Contracted general activity (UDA)	34,432
Carry forward general activity (UDA)	0
19/20 Contracted orthodontic activity (UOA)	0
Carry forward orthodontic activity (UOA)	0
Baseline contract value	£1,147,201.65

ACCESS*

Patients seen in 24 months	Total	Change since previous quarter
Quarter ending June 2018	9,540	
Quarter ending September 2018	9,592	→
Quarter ending December 2018	9,688	→
Quarter ending March 2019	9,681	→
Quarter ending June 2019	9,622	→
Variance since June 2018	0.9%	→



ACTIVITY



Month	2019	2020
April	1,480	1,225
May	4,055	3,987
June	5,417	5,127
July	8,147	
August	10,755	
September	14,636	
October	17,790	
November	20,321	
December	21,956	
January	25,548	
February	27,639	
March	31,227	
April	32,339	
May	32,338	
June	32,342	

QUALITY

	Quantity	Base Number	Contract	AT	Region	England
% of FP17s for the same patient ID Re-attending within 3 months - Children	36	545	6.6%	8.6%	10.6%	11.4%
% of FP17s for the same patient ID Re-attending within 3 months - Adults	507	2,697	18.8%	13.5%	15.2%	15.4%
% of FP17s for the same patient ID Re-attending between 3 & 9 months - Children	389	545	71.4%	61.2%	62.3%	59.8%
% of FP17s for the same patient ID Re-attending between 3 & 9 months - Adults	1,639	2,697	60.8%	52.3%	53.3%	52.1%
% of FP17s for Band 1 Urgent Courses	234	2,668	8.8%	10.0%	9.7%	9.2%
% of FP17s Relating to Free Repair or Replacements	37	2,668	1.4%	0.9%	0.6%	0.7%
% of FP17s Relating to Continuations	32	2,668	1.2%	0.9%	0.8%	0.8%
% of Patients satisfied with the dentistry they have received	12	12	100.0%	94.0%	93.4%	93.4%
% of Patients satisfied with the time they had to wait for an appointment	11	12	91.7%	85.7%	86.8%	87.6%

* This is based on patients treated on this contract for their most recent course of treatment.

Figures in italics indicate the base number of FP17s or Patient Questionnaire responses are less than 100. N/A is shown where the base number of responses is less than 10 during the period. % is calculated as Quantity/Base number*100

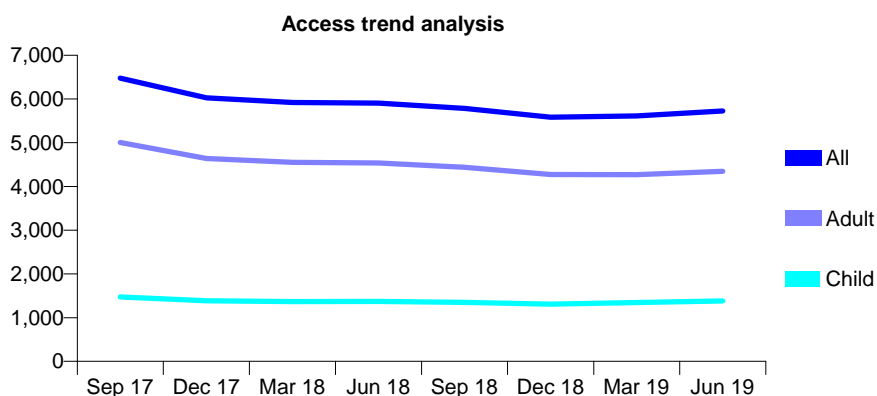
Q66 - Vital Signs At a Glance Contract Report for 194921/0001 - June 2019

Name or company name	The Harbour Way Partnership
Contract type name	GDS Contract
Purpose of contract	General and Orthodontic
Contract start date	01/02/2014
Contract end date	

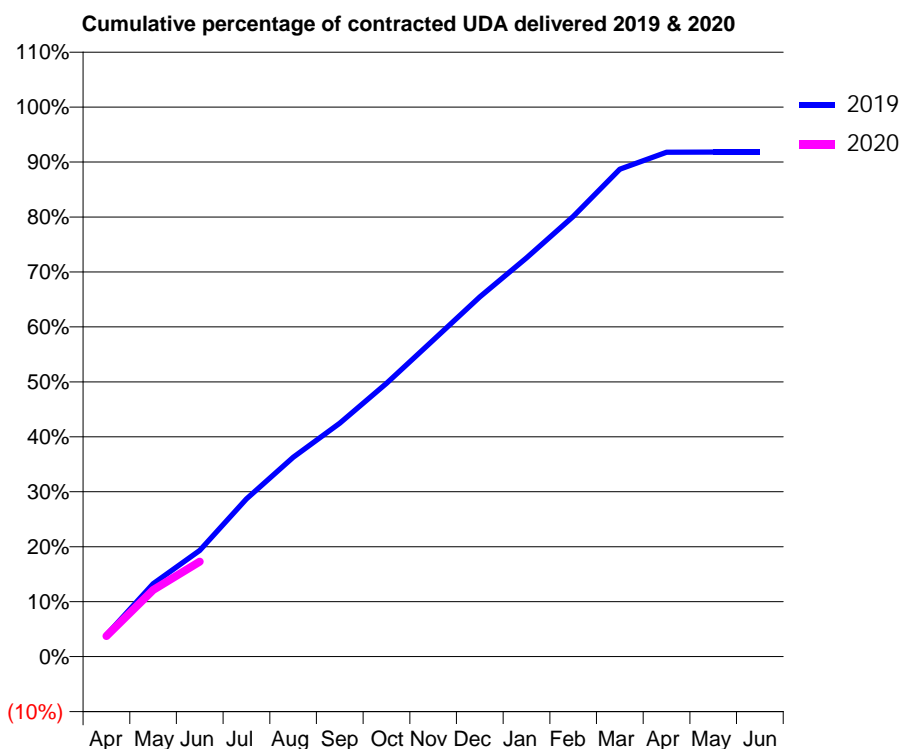
19/20 Contracted general activity (UDA)	20,000
Carry forward general activity (UDA)	0
19/20 Contracted orthodontic activity (UOA)	0
Carry forward orthodontic activity (UOA)	0
Baseline contract value	£458,761.15

ACCESS*

Patients seen in 24 months	Total	Change since previous quarter
Quarter ending June 2018	5,908	
Quarter ending September 2018	5,786	↓
Quarter ending December 2018	5,582	↓
Quarter ending March 2019	5,614	→
Quarter ending June 2019	5,727	↑
Variance since June 2018	(3.1%)	↓



ACTIVITY



Month	Adjusted Scheduled Activity (UDA)	
	2019	2020
April	788	751
May	2,651	2,431
June	3,864	3,457
July	5,741	
August	7,255	
September	8,494	
October	9,947	
November	11,521	
December	13,091	
January	14,510	
February	16,019	
March	17,736	
April	18,356	
May	18,360	
June	18,361	

QUALITY

	Quantity	Base Number	Contract	AT	Region	England
% of FP17s for the same patient ID Re-attending within 3 months - Children	43	513	8.4%	8.6%	10.6%	11.4%
% of FP17s for the same patient ID Re-attending within 3 months - Adults	299	1,700	17.6%	13.5%	15.2%	15.4%
% of FP17s for the same patient ID Re-attending between 3 & 9 months - Children	323	513	63.0%	61.2%	62.3%	59.8%
% of FP17s for the same patient ID Re-attending between 3 & 9 months - Adults	967	1,700	56.9%	52.3%	53.3%	52.1%
% of FP17s for Band 1 Urgent Courses	203	1,920	10.6%	10.0%	9.7%	9.2%
% of FP17s Relating to Free Repair or Replacements	23	1,920	1.2%	0.9%	0.6%	0.7%
% of FP17s Relating to Continuations	35	1,920	1.8%	0.9%	0.8%	0.8%
% of Patients satisfied with the dentistry they have received	10	10	100.0%	94.0%	93.4%	93.4%
% of Patients satisfied with the time they had to wait for an appointment	10	10	100.0%	85.7%	86.8%	87.6%

* This is based on patients treated on this contract for their most recent course of treatment. Figures in italics indicate the base number of FP17s or Patient Questionnaire responses are less than 100. N/A is shown where the base number of responses is less than 10 during the period. % is calculated as Quantity/Base number*100

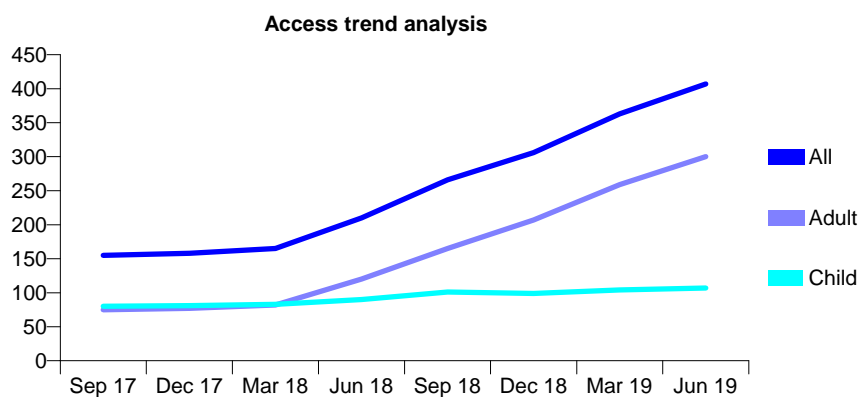
Q66 - Vital Signs At a Glance Contract Report for 195715/0001 - June 2019

Name or company name	Tor Lodge Dental Partnership
Contract type name	GDS Contract
Purpose of contract	General and Orthodontic
Contract start date	15/11/2013
Contract end date	

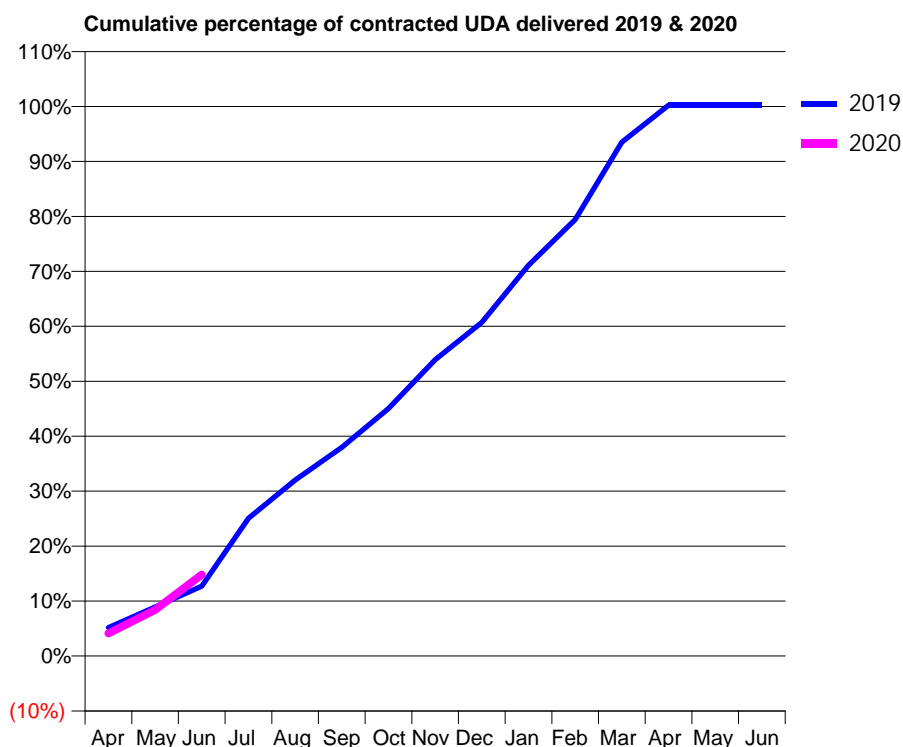
19/20 Contracted general activity (UDA)	1,701
Carry forward general activity (UDA)	0
19/20 Contracted orthodontic activity (UOA)	0
Carry forward orthodontic activity (UOA)	0
Baseline contract value	£55,504.87

ACCESS*

Patients seen in 24 months	Total	Change since previous quarter
Quarter ending June 2018	210	
Quarter ending September 2018	266	↑
Quarter ending December 2018	306	↑
Quarter ending March 2019	363	↑
Quarter ending June 2019	407	↑
Variance since June 2018	93.8%	↑



ACTIVITY



Month	Adjusted Scheduled Activity (UDA)	
	2019	2020
April	69	70
May	119	143
June	169	252
July	333	
August	426	
September	505	
October	599	
November	717	
December	807	
January	946	
February	1,056	
March	1,243	
April	1,333	
May	1,333	
June	1,333	

QUALITY

	Quantity	Base Number	Contract	AT	Region	England
% of FP17s for the same patient ID Re-attending within 3 months - Children	7	50	14.0%	8.6%	10.6%	11.4%
% of FP17s for the same patient ID Re-attending within 3 months - Adults	16	129	12.4%	13.5%	15.2%	15.4%
% of FP17s for the same patient ID Re-attending between 3 & 9 months - Children	29	50	58.0%	61.2%	62.3%	59.8%
% of FP17s for the same patient ID Re-attending between 3 & 9 months - Adults	62	129	48.1%	52.3%	53.3%	52.1%
% of FP17s for Band 1 Urgent Courses	15	152	9.9%	10.0%	9.7%	9.2%
% of FP17s Relating to Free Repair or Replacements	0	152	0.0%	0.9%	0.6%	0.7%
% of FP17s Relating to Continuations	0	152	0.0%	0.9%	0.8%	0.8%
% of Patients satisfied with the dentistry they have received	0	0	N/A	94.0%	93.4%	93.4%
% of Patients satisfied with the time they had to wait for an appointment	0	0	N/A	85.7%	86.8%	87.6%

* This is based on patients treated on this contract for their most recent course of treatment. Figures in italics indicate the base number of FP17s or Patient Questionnaire responses are less than 100. N/A is shown where the base number of responses is less than 10 during the period. % is calculated as Quantity/Base number*100

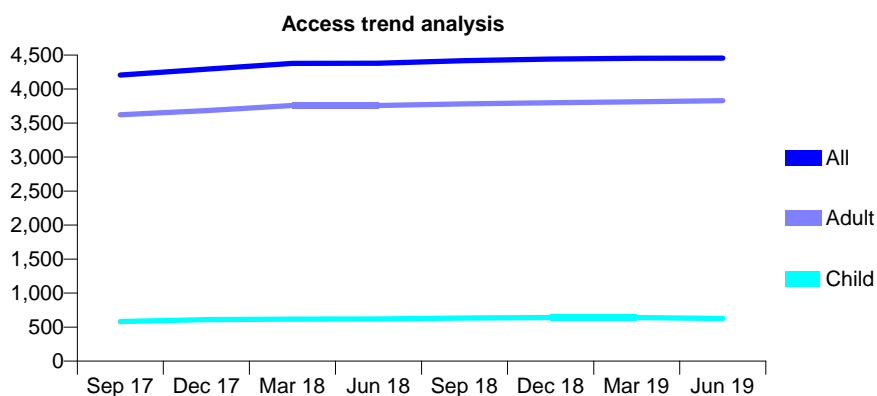
Q66 - Vital Signs At a Glance Contract Report for 196002/0001 - June 2019

Name or company name	Ingrid Cubbon Dental surgery (SW) Limited
Contract type name	GDS Contract
Purpose of contract	General
Contract start date	01/12/2012
Contract end date	

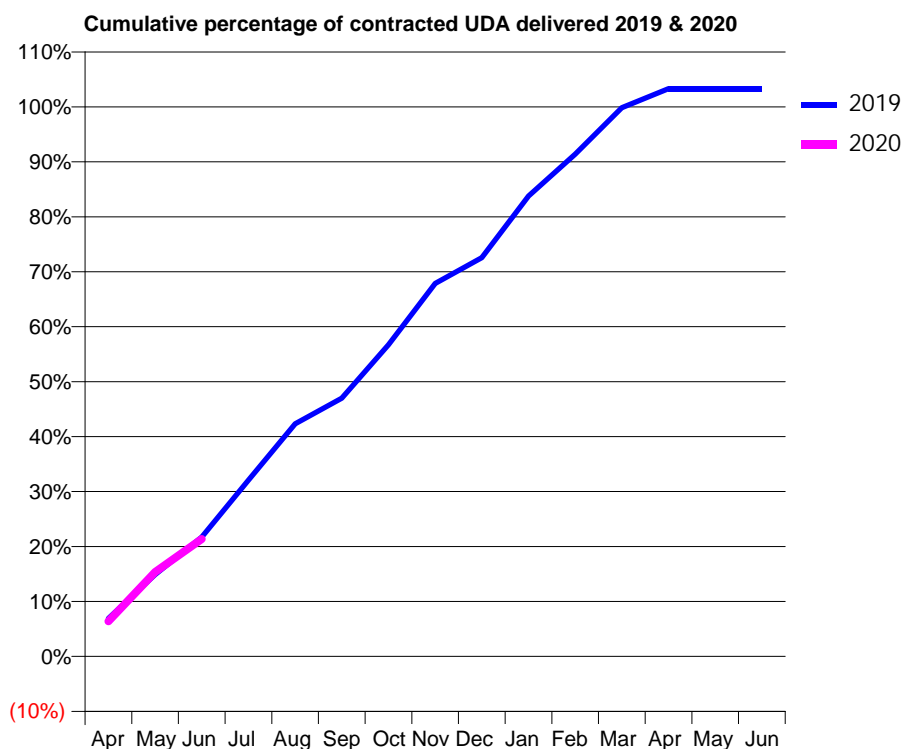
19/20 Contracted general activity (UDA)	15,021
Carry forward general activity (UDA)	0
19/20 Contracted orthodontic activity (UOA)	0
Carry forward orthodontic activity (UOA)	0
Baseline contract value	£355,551.86

ACCESS*

Patients seen in 24 months	Total	Change since previous quarter
Quarter ending June 2018	4,379	
Quarter ending September 2018	4,417	→
Quarter ending December 2018	4,442	→
Quarter ending March 2019	4,454	→
Quarter ending June 2019	4,455	→
Variance since June 2018	1.7%	→



ACTIVITY



Adjusted Scheduled Activity (UDA)		
Month	2019	2020
April	1,041	962
May	2,239	2,307
June	3,261	3,208
July	4,821	
August	6,360	
September	7,058	
October	8,522	
November	10,192	
December	10,901	
January	12,582	
February	13,731	
March	14,998	
April	15,520	
May	15,518	
June	15,518	

QUALITY

	Quantity	Base Number	Contract	AT	Region	England
% of FP17s for the same patient ID Re-attending within 3 months - Children	9	294	3.1%	8.6%	10.6%	11.4%
% of FP17s for the same patient ID Re-attending within 3 months - Adults	191	1,637	11.7%	13.5%	15.2%	15.4%
% of FP17s for the same patient ID Re-attending between 3 & 9 months - Children	212	294	72.1%	61.2%	62.3%	59.8%
% of FP17s for the same patient ID Re-attending between 3 & 9 months - Adults	1,176	1,637	71.8%	52.3%	53.3%	52.1%
% of FP17s for Band 1 Urgent Courses	89	1,643	5.4%	10.0%	9.7%	9.2%
% of FP17s Relating to Free Repair or Replacements	15	1,643	0.9%	0.9%	0.6%	0.7%
% of FP17s Relating to Continuations	10	1,643	0.6%	0.9%	0.8%	0.8%
% of Patients satisfied with the dentistry they have received	3	3	N/A	94.0%	93.4%	93.4%
% of Patients satisfied with the time they had to wait for an appointment	3	3	N/A	85.7%	86.8%	87.6%

* This is based on patients treated on this contract for their most recent course of treatment. Figures in italics indicate the base number of FP17s or Patient Questionnaire responses are less than 100. N/A is shown where the base number of responses is less than 10 during the period. % is calculated as Quantity/Base number*100

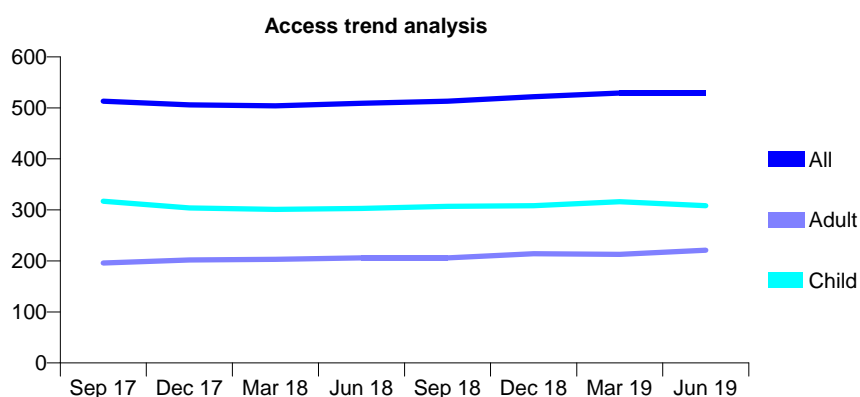
Q66 - Vital Signs At a Glance Contract Report for 196045/0001 - June 2019

Name or company name	Millbrook Villas Limited
Contract type name	GDS Contract
Purpose of contract	General
Contract start date	01/05/2013
Contract end date	

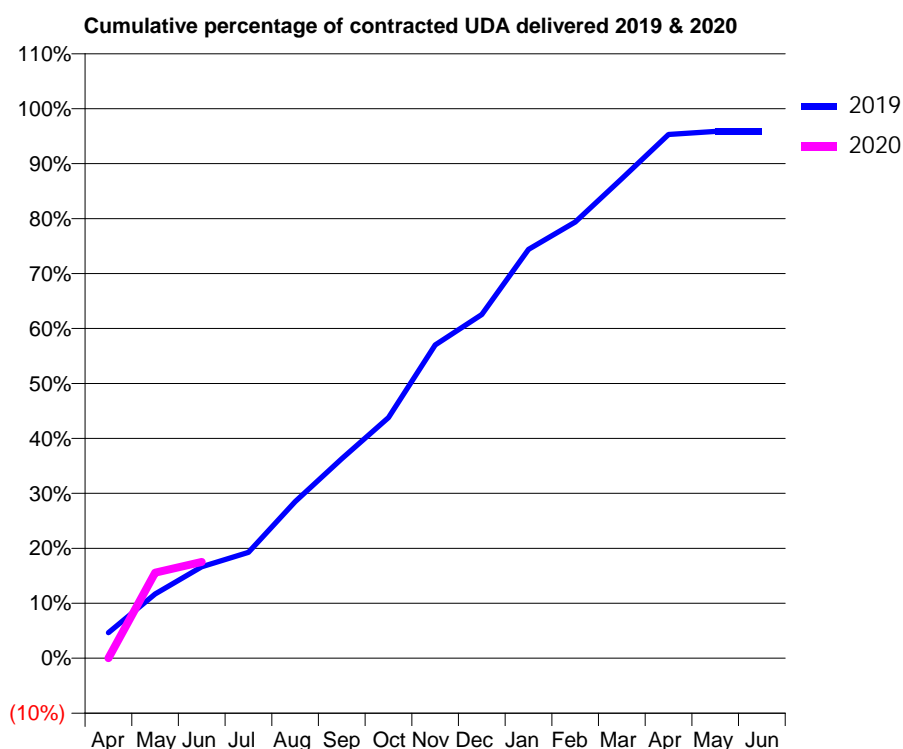
19/20 Contracted general activity (UDA)	925
Carry forward general activity (UDA)	0
19/20 Contracted orthodontic activity (UOA)	0
Carry forward orthodontic activity (UOA)	0
Baseline contract value	£23,893.99

ACCESS*

Patients seen in 24 months	Total	Change since previous quarter
Quarter ending June 2018	509	
Quarter ending September 2018	513	→
Quarter ending December 2018	522	→
Quarter ending March 2019	529	→
Quarter ending June 2019	529	→
Variance since June 2018	3.9%	↑



ACTIVITY



Month	2019	2020
April	43	0
May	108	144
June	154	162
July	178	
August	264	
September	336	
October	405	
November	527	
December	579	
January	688	
February	734	
March	807	
April	882	
May	887	
June	887	

QUALITY

	Quantity	Base Number	Contract	AT	Region	England
% of FP17s for the same patient ID Re-attending within 3 months - Children	9	129	7.0%	8.6%	10.6%	11.4%
% of FP17s for the same patient ID Re-attending within 3 months - Adults	5	64	7.8%	13.5%	15.2%	15.4%
% of FP17s for the same patient ID Re-attending between 3 & 9 months - Children	99	129	76.7%	61.2%	62.3%	59.8%
% of FP17s for the same patient ID Re-attending between 3 & 9 months - Adults	33	64	51.6%	52.3%	53.3%	52.1%
% of FP17s for Band 1 Urgent Courses	1	133	0.8%	10.0%	9.7%	9.2%
% of FP17s Relating to Free Repair or Replacements	0	133	0.0%	0.9%	0.6%	0.7%
% of FP17s Relating to Continuations	0	133	0.0%	0.9%	0.8%	0.8%
% of Patients satisfied with the dentistry they have received	0	0	N/A	94.0%	93.4%	93.4%
% of Patients satisfied with the time they had to wait for an appointment	0	0	N/A	85.7%	86.8%	87.6%

* This is based on patients treated on this contract for their most recent course of treatment.

Figures in italics indicate the base number of FP17s or Patient Questionnaire responses are less than 100. N/A is shown where the base number of responses is less than 10 during the period. % is calculated as Quantity/Base number*100

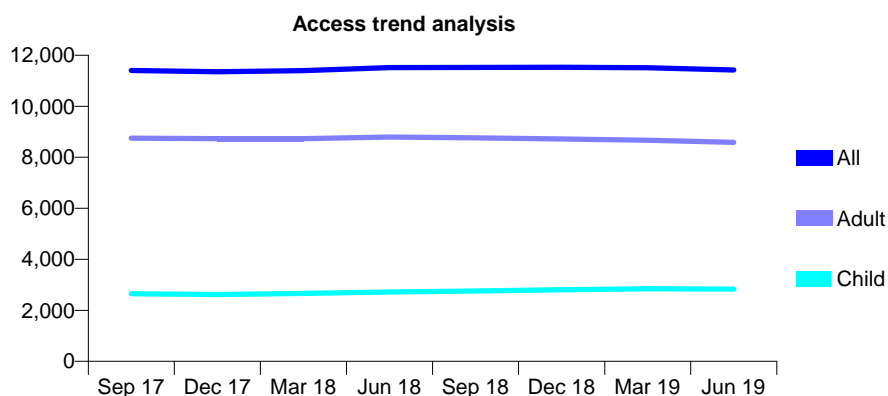
Q66 - Vital Signs At a Glance Contract Report for 196053/0001 - June 2019

Name or company name	Truro Dental Health
Contract type name	GDS Contract
Purpose of contract	General
Contract start date	01/02/2007
Contract end date	

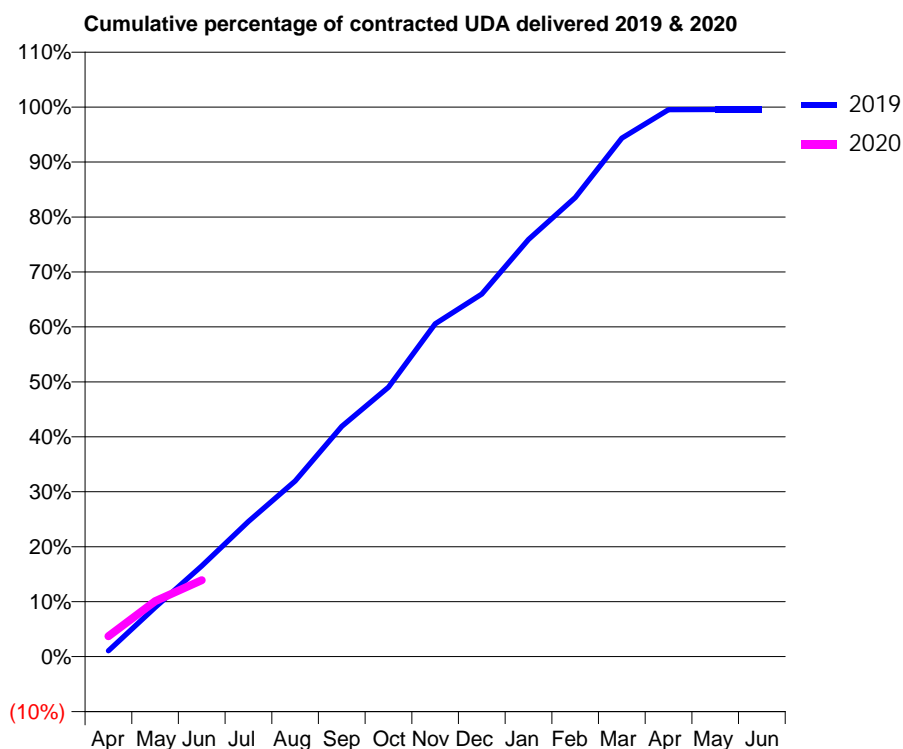
19/20 Contracted general activity (UDA)	29,737
Carry forward general activity (UDA)	0
19/20 Contracted orthodontic activity (UOA)	0
Carry forward orthodontic activity (UOA)	0
Baseline contract value	£798,396.12

ACCESS*

Patients seen in 24 months	Total	Change since previous quarter
Quarter ending June 2018	11,514	
Quarter ending September 2018	11,519	→
Quarter ending December 2018	11,525	→
Quarter ending March 2019	11,512	→
Quarter ending June 2019	11,421	→
Variance since June 2018	(0.8%)	→



ACTIVITY



Month	Adjusted Scheduled Activity (UDA)	
	2019	2020
April	323	1,110
May	2,663	3,009
June	4,901	4,142
July	7,311	
August	9,509	
September	12,461	
October	14,577	
November	18,005	
December	19,619	
January	22,566	
February	24,840	
March	28,052	
April	29,600	
May	29,606	
June	29,606	

QUALITY

	Quantity	Base Number	Contract	AT	Region	England
% of FP17s for the same patient ID Re-attending within 3 months - Children	61	876	7.0%	8.6%	10.6%	11.4%
% of FP17s for the same patient ID Re-attending within 3 months - Adults	368	2,694	13.7%	13.5%	15.2%	15.4%
% of FP17s for the same patient ID Re-attending between 3 & 9 months - Children	592	876	67.6%	61.2%	62.3%	59.8%
% of FP17s for the same patient ID Re-attending between 3 & 9 months - Adults	1,705	2,694	63.3%	52.3%	53.3%	52.1%
% of FP17s for Band 1 Urgent Courses	233	2,585	9.0%	10.0%	9.7%	9.2%
% of FP17s Relating to Free Repair or Replacements	24	2,585	0.9%	0.9%	0.6%	0.7%
% of FP17s Relating to Continuations	38	2,585	1.5%	0.9%	0.8%	0.8%
% of Patients satisfied with the dentistry they have received	7	7	N/A	94.0%	93.4%	93.4%
% of Patients satisfied with the time they had to wait for an appointment	6	7	N/A	85.7%	86.8%	87.6%

* This is based on patients treated on this contract for their most recent course of treatment. Figures in italics indicate the base number of FP17s or Patient Questionnaire responses are less than 100. N/A is shown where the base number of responses is less than 10 during the period. % is calculated as Quantity/Base number*100

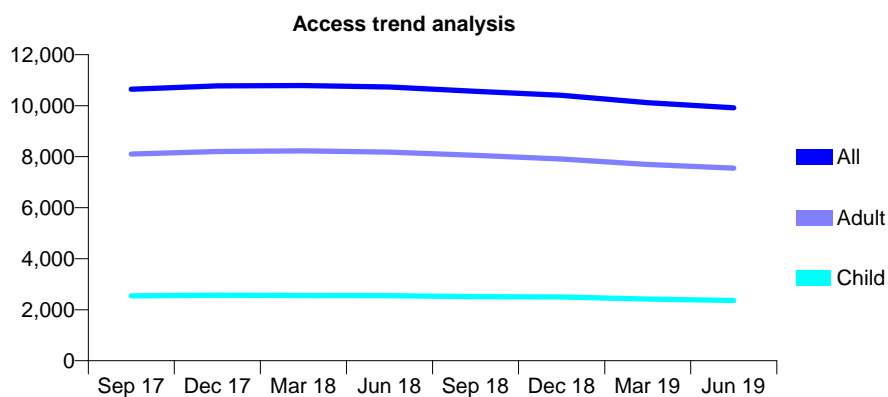
Q66 - Vital Signs At a Glance Contract Report for 196460/0001 - June 2019

Name or company name	The Windsor Place Partnership
Contract type name	GDS Contract
Purpose of contract	General
Contract start date	01/12/2014
Contract end date	

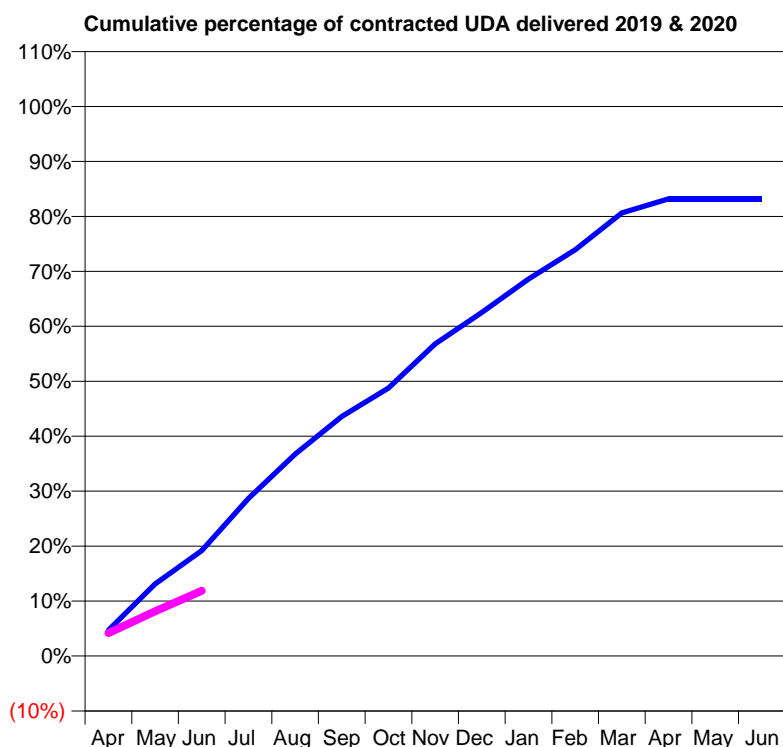
19/20 Contracted general activity (UDA)	34,038
Carry forward general activity (UDA)	0
19/20 Contracted orthodontic activity (UOA)	0
Carry forward orthodontic activity (UOA)	0
Baseline contract value	£951,813.14

ACCESS*

Patients seen in 24 months	Total	Change since previous quarter
Quarter ending June 2018	10,732	
Quarter ending September 2018	10,567	↓
Quarter ending December 2018	10,407	↓
Quarter ending March 2019	10,114	↓
Quarter ending June 2019	9,916	↓
Variance since June 2018	(7.6%)	↓



ACTIVITY



Month	Adjusted Scheduled Activity (UDA)	
	2019	2020
April	1,605	1,421
May	4,466	2,767
June	6,530	4,046
July	9,760	
August	12,514	
September	14,834	
October	16,599	
November	19,334	
December	21,282	
January	23,343	
February	25,165	
March	27,447	
April	28,323	
May	28,320	
June	28,322	

QUALITY

	Quantity	Base Number	Contract	AT	Region	England
% of FP17s for the same patient ID Re-attending within 3 months - Children	37	675	5.5%	8.6%	10.6%	11.4%
% of FP17s for the same patient ID Re-attending within 3 months - Adults	297	1,992	14.9%	13.5%	15.2%	15.4%
% of FP17s for the same patient ID Re-attending between 3 & 9 months - Children	426	675	63.1%	61.2%	62.3%	59.8%
% of FP17s for the same patient ID Re-attending between 3 & 9 months - Adults	1,169	1,992	58.7%	52.3%	53.3%	52.1%
% of FP17s for Band 1 Urgent Courses	388	2,251	17.2%	10.0%	9.7%	9.2%
% of FP17s Relating to Free Repair or Replacements	46	2,251	2.0%	0.9%	0.6%	0.7%
% of FP17s Relating to Continuations	9	2,251	0.4%	0.9%	0.8%	0.8%
% of Patients satisfied with the dentistry they have received	6	6	N/A	94.0%	93.4%	93.4%
% of Patients satisfied with the time they had to wait for an appointment	6	6	N/A	85.7%	86.8%	87.6%

* This is based on patients treated on this contract for their most recent course of treatment. Figures in italics indicate the base number of FP17s or Patient Questionnaire responses are less than 100. N/A is shown where the base number of responses is less than 10 during the period. % is calculated as Quantity/Base number*100

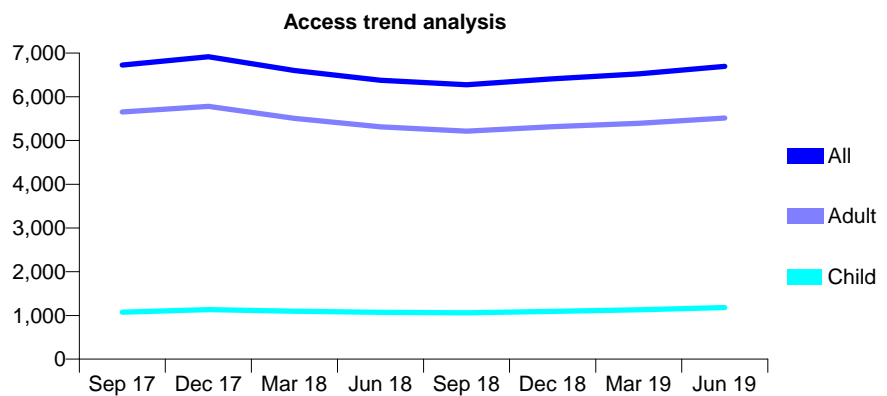
Q66 - Vital Signs At a Glance Contract Report for 196665/0001 - June 2019

Name or company name	Dr Jaswinder Dhariwal
Contract type name	GDS Contract
Purpose of contract	General
Contract start date	14/09/2015
Contract end date	

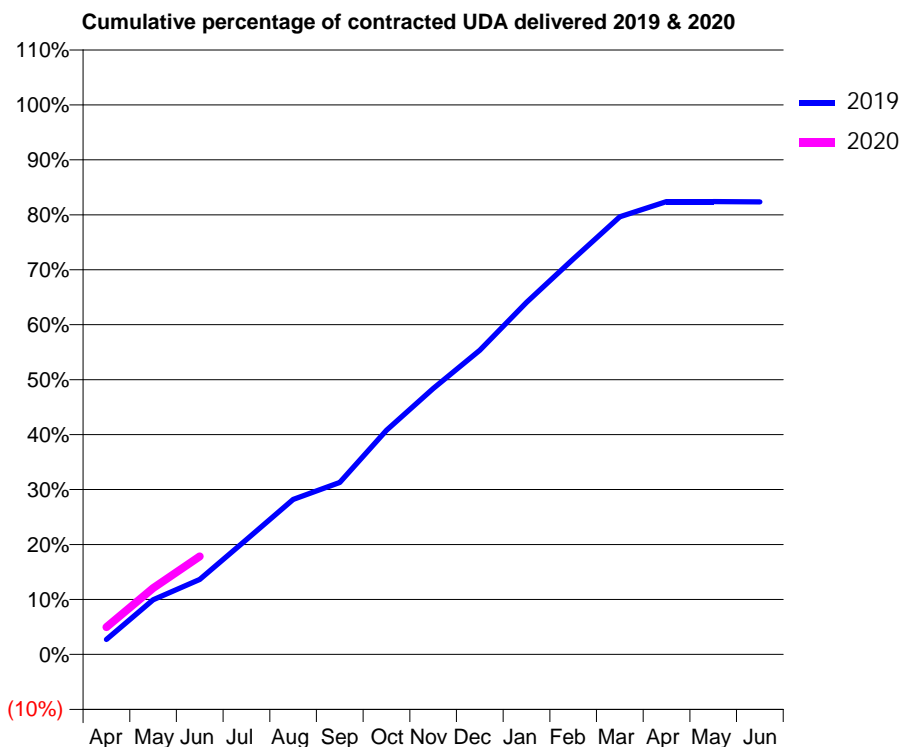
19/20 Contracted general activity (UDA)	28,000
Carry forward general activity (UDA)	0
19/20 Contracted orthodontic activity (UOA)	0
Carry forward orthodontic activity (UOA)	0
Baseline contract value	£757,737.50

ACCESS*

Patients seen in 24 months	Total	Change since previous quarter
Quarter ending June 2018	6,380	
Quarter ending September 2018	6,275	↓
Quarter ending December 2018	6,409	↑
Quarter ending March 2019	6,524	→
Quarter ending June 2019	6,695	↑
Variance since June 2018	4.9%	↑



ACTIVITY



Month	Adjusted Scheduled Activity (UDA)	
	2019	2020
April	768	1,391
May	2,783	3,379
June	3,823	4,998
July	5,853	
August	7,897	
September	8,762	
October	11,418	
November	13,553	
December	15,495	
January	17,937	
February	20,141	
March	22,297	
April	23,071	
May	23,068	
June	23,061	

QUALITY

	Quantity	Base Number	Contract	AT	Region	England
% of FP17s for the same patient ID Re-attending within 3 months - Children	49	423	11.6%	8.6%	10.6%	11.4%
% of FP17s for the same patient ID Re-attending within 3 months - Adults	353	2,003	17.6%	13.5%	15.2%	15.4%
% of FP17s for the same patient ID Re-attending between 3 & 9 months - Children	181	423	42.8%	61.2%	62.3%	59.8%
% of FP17s for the same patient ID Re-attending between 3 & 9 months - Adults	1,073	2,003	53.6%	52.3%	53.3%	52.1%
% of FP17s for Band 1 Urgent Courses	194	2,150	9.0%	10.0%	9.7%	9.2%
% of FP17s Relating to Free Repair or Replacements	58	2,150	2.7%	0.9%	0.6%	0.7%
% of FP17s Relating to Continuations	38	2,150	1.8%	0.9%	0.8%	0.8%
% of Patients satisfied with the dentistry they have received	3	3	N/A	94.0%	93.4%	93.4%
% of Patients satisfied with the time they had to wait for an appointment	3	3	N/A	85.7%	86.8%	87.6%

* This is based on patients treated on this contract for their most recent course of treatment. Figures in italics indicate the base number of FP17s or Patient Questionnaire responses are less than 100. N/A is shown where the base number of responses is less than 10 during the period. % is calculated as Quantity/Base number*100

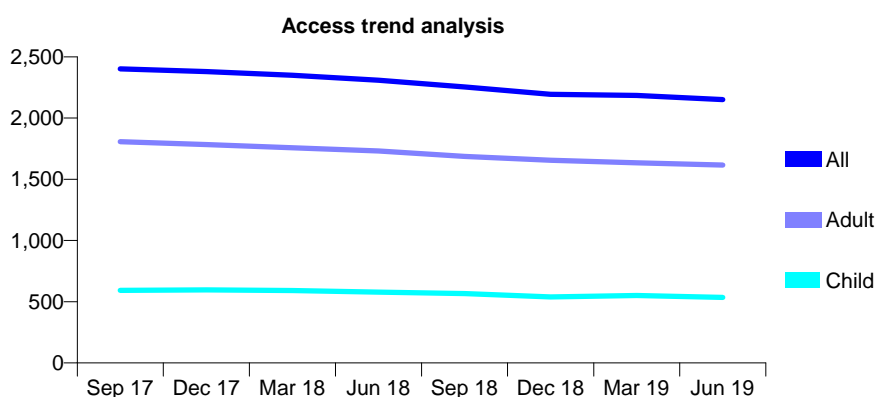
Q66 - Vital Signs At a Glance Contract Report for 196681/0001 - June 2019

Name or company name	Salcombe Dental Practice Limited
Contract type name	GDS Contract
Purpose of contract	General
Contract start date	01/04/2011
Contract end date	

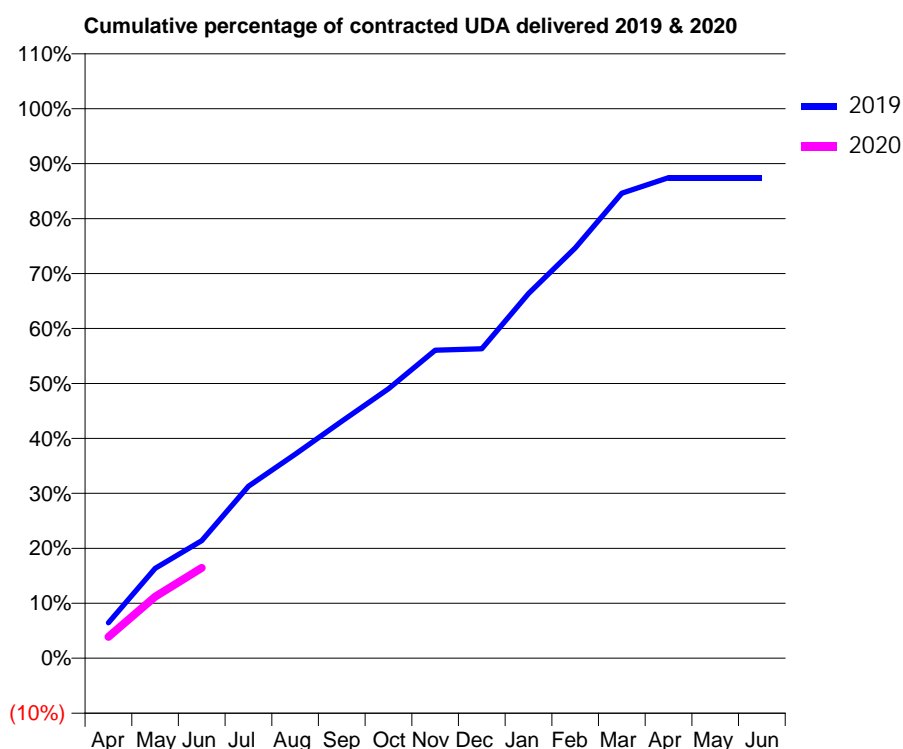
19/20 Contracted general activity (UDA)	7,250
Carry forward general activity (UDA)	0
19/20 Contracted orthodontic activity (UOA)	0
Carry forward orthodontic activity (UOA)	0
Baseline contract value	£195,493.62

ACCESS*

Patients seen in 24 months	Total	Change since previous quarter
Quarter ending June 2018	2,309	
Quarter ending September 2018	2,254	↓
Quarter ending December 2018	2,194	↓
Quarter ending March 2019	2,185	→
Quarter ending June 2019	2,151	↓
Variance since June 2018	(6.8%)	↓



ACTIVITY



Month	2019	2020
April	468	283
May	1,186	812
June	1,551	1,192
July	2,269	
August	2,690	
September	3,126	
October	3,554	
November	4,062	
December	4,082	
January	4,811	
February	5,413	
March	6,134	
April	6,340	
May	6,340	
June	6,340	

QUALITY

	Quantity	Base Number	Contract	AT	Region	England
% of FP17s for the same patient ID Re-attending within 3 months - Children	17	179	9.5%	8.6%	10.6%	11.4%
% of FP17s for the same patient ID Re-attending within 3 months - Adults	99	570	17.4%	13.5%	15.2%	15.4%
% of FP17s for the same patient ID Re-attending between 3 & 9 months - Children	115	179	64.2%	61.2%	62.3%	59.8%
% of FP17s for the same patient ID Re-attending between 3 & 9 months - Adults	308	570	54.0%	52.3%	53.3%	52.1%
% of FP17s for Band 1 Urgent Courses	66	651	10.1%	10.0%	9.7%	9.2%
% of FP17s Relating to Free Repair or Replacements	4	651	0.6%	0.9%	0.6%	0.7%
% of FP17s Relating to Continuations	16	651	2.5%	0.9%	0.8%	0.8%
% of Patients satisfied with the dentistry they have received	3	3	N/A	94.0%	93.4%	93.4%
% of Patients satisfied with the time they had to wait for an appointment	2	3	N/A	85.7%	86.8%	87.6%

* This is based on patients treated on this contract for their most recent course of treatment.

Figures in italics indicate the base number of FP17s or Patient Questionnaire responses are less than 100. N/A is shown where the base number of responses is less than 10 during the period. % is calculated as Quantity/Base number*100

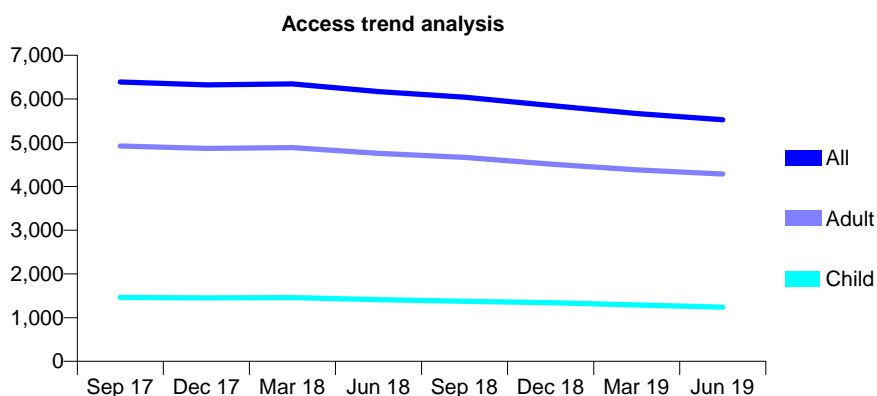
Q66 - Vital Signs At a Glance Contract Report for 197971/0001 - June 2019

Name or company name	Maidwell Dental Practice Limited
Contract type name	GDS Contract
Purpose of contract	General
Contract start date	01/08/2010
Contract end date	

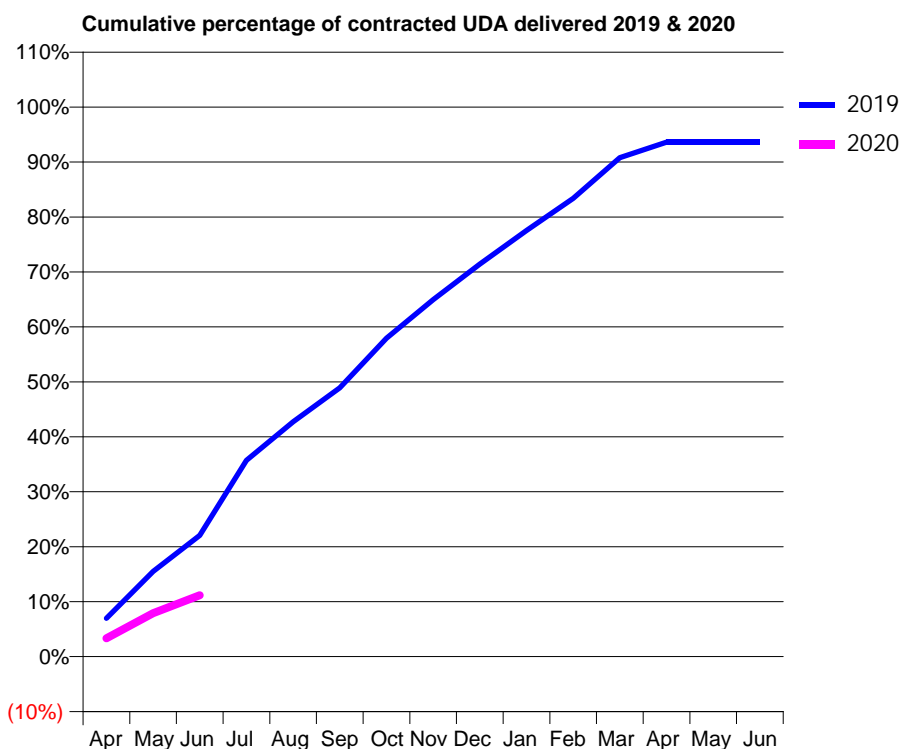
19/20 Contracted general activity (UDA)	16,293
Carry forward general activity (UDA)	0
19/20 Contracted orthodontic activity (UOA)	0
Carry forward orthodontic activity (UOA)	0
Baseline contract value	£443,641.20

ACCESS*

Patients seen in 24 months	Total	Change since previous quarter
Quarter ending June 2018	6,168	
Quarter ending September 2018	6,041	↓
Quarter ending December 2018	5,853	↓
Quarter ending March 2019	5,668	↓
Quarter ending June 2019	5,525	↓
Variance since June 2018	(10.4%)	↓



ACTIVITY



Month	Adjusted Scheduled Activity (UDA)	
	2019	2020
April	928	542
May	2,061	1,287
June	2,935	1,820
July	4,745	
August	5,682	
September	6,501	
October	7,702	
November	8,633	
December	9,497	
January	10,310	
February	11,085	
March	12,069	
April	12,444	
May	12,445	
June	12,445	

QUALITY

	Quantity	Base Number	Contract	AT	Region	England
% of FP17s for the same patient ID Re-attending within 3 months - Children	6	293	2.0%	8.6%	10.6%	11.4%
% of FP17s for the same patient ID Re-attending within 3 months - Adults	84	939	8.9%	13.5%	15.2%	15.4%
% of FP17s for the same patient ID Re-attending between 3 & 9 months - Children	152	293	51.9%	61.2%	62.3%	59.8%
% of FP17s for the same patient ID Re-attending between 3 & 9 months - Adults	481	939	51.2%	52.3%	53.3%	52.1%
% of FP17s for Band 1 Urgent Courses	88	1,059	8.3%	10.0%	9.7%	9.2%
% of FP17s Relating to Free Repair or Replacements	5	1,059	0.5%	0.9%	0.6%	0.7%
% of FP17s Relating to Continuations	2	1,059	0.2%	0.9%	0.8%	0.8%
% of Patients satisfied with the dentistry they have received	0	0	N/A	94.0%	93.4%	93.4%
% of Patients satisfied with the time they had to wait for an appointment	0	0	N/A	85.7%	86.8%	87.6%

* This is based on patients treated on this contract for their most recent course of treatment. Figures in italics indicate the base number of FP17s or Patient Questionnaire responses are less than 100. N/A is shown where the base number of responses is less than 10 during the period. % is calculated as Quantity/Base number*100

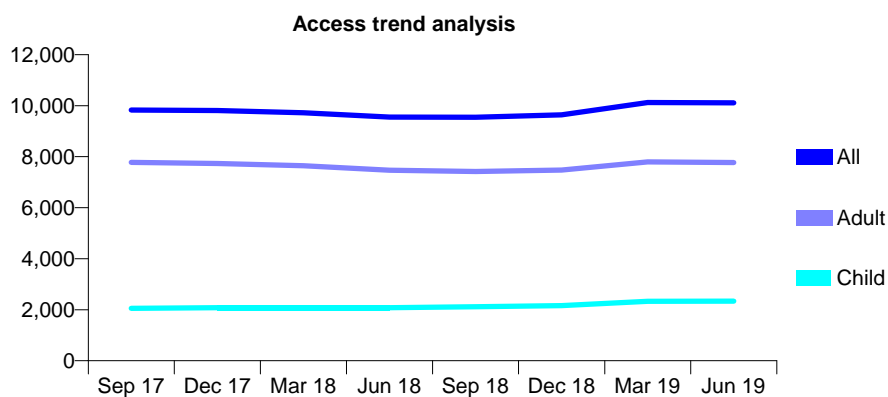
Q66 - Vital Signs At a Glance Contract Report for 198382/0001 - June 2019

Name or company name	Bond Street Dental Partners
Contract type name	GDS Contract
Purpose of contract	General
Contract start date	01/07/2015
Contract end date	

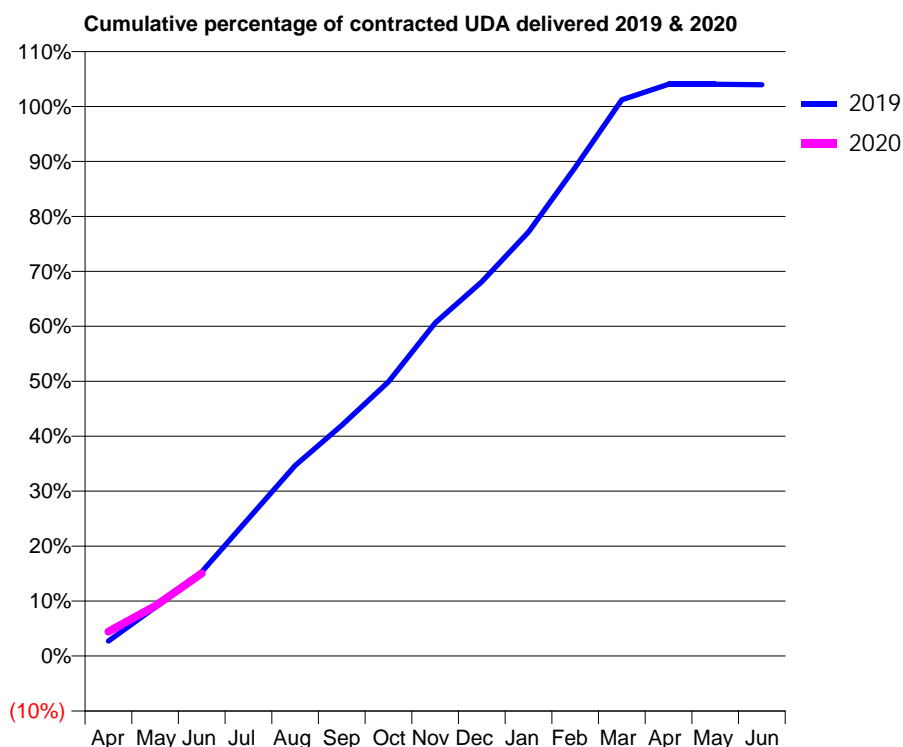
19/20 Contracted general activity (UDA)	33,000
Carry forward general activity (UDA)	0
19/20 Contracted orthodontic activity (UOA)	0
Carry forward orthodontic activity (UOA)	0
Baseline contract value	£886,003.04

ACCESS*

Patients seen in 24 months	Total	Change since previous quarter
Quarter ending June 2018	9,549	
Quarter ending September 2018	9,544	→
Quarter ending December 2018	9,637	→
Quarter ending March 2019	10,127	↑
Quarter ending June 2019	10,110	→
Variance since June 2018	5.9%	↑



ACTIVITY



Month	Adjusted Scheduled Activity (UDA)	
	2019	2020
April	901	1,473
May	2,924	3,010
June	5,046	4,957
July	8,255	
August	11,437	
September	13,855	
October	16,471	
November	20,008	
December	22,471	
January	25,465	
February	29,343	
March	33,395	
April	34,334	
May	34,335	
June	34,306	

QUALITY

	Quantity	Base Number	Contract	AT	Region	England
% of FP17s for the same patient ID Re-attending within 3 months - Children	22	499	4.4%	8.6%	10.6%	11.4%
% of FP17s for the same patient ID Re-attending within 3 months - Adults	219	1,684	13.0%	13.5%	15.2%	15.4%
% of FP17s for the same patient ID Re-attending between 3 & 9 months - Children	278	499	55.7%	61.2%	62.3%	59.8%
% of FP17s for the same patient ID Re-attending between 3 & 9 months - Adults	774	1,684	46.0%	52.3%	53.3%	52.1%
% of FP17s for Band 1 Urgent Courses	162	1,902	8.5%	10.0%	9.7%	9.2%
% of FP17s Relating to Free Repair or Replacements	23	1,902	1.2%	0.9%	0.6%	0.7%
% of FP17s Relating to Continuations	9	1,902	0.5%	0.9%	0.8%	0.8%
% of Patients satisfied with the dentistry they have received	8	9	N/A	94.0%	93.4%	93.4%
% of Patients satisfied with the time they had to wait for an appointment	7	9	N/A	85.7%	86.8%	87.6%

* This is based on patients treated on this contract for their most recent course of treatment. Figures in italics indicate the base number of FP17s or Patient Questionnaire responses are less than 100. N/A is shown where the base number of responses is less than 10 during the period. % is calculated as Quantity/Base number*100

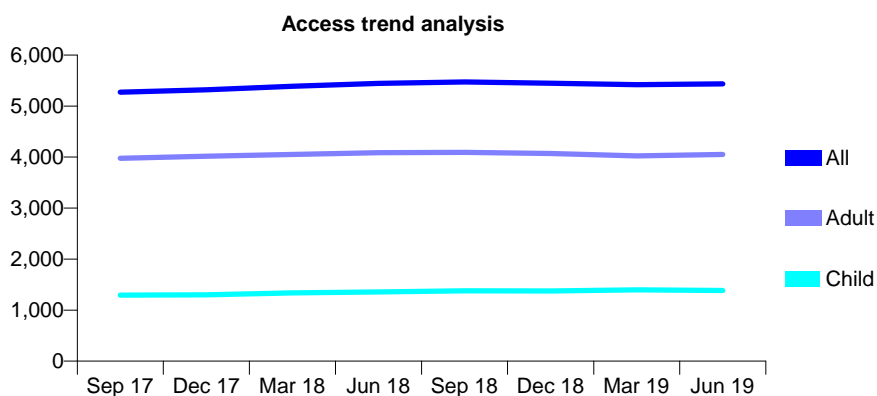
Q66 - Vital Signs At a Glance Contract Report for 199109/0001 - June 2019

Name or company name	Central Park Dental Practice Limited
Contract type name	GDS Contract
Purpose of contract	General
Contract start date	01/04/2010
Contract end date	

19/20 Contracted general activity (UDA)	14,000
Carry forward general activity (UDA)	0
19/20 Contracted orthodontic activity (UOA)	0
Carry forward orthodontic activity (UOA)	0
Baseline contract value	£364,926.02

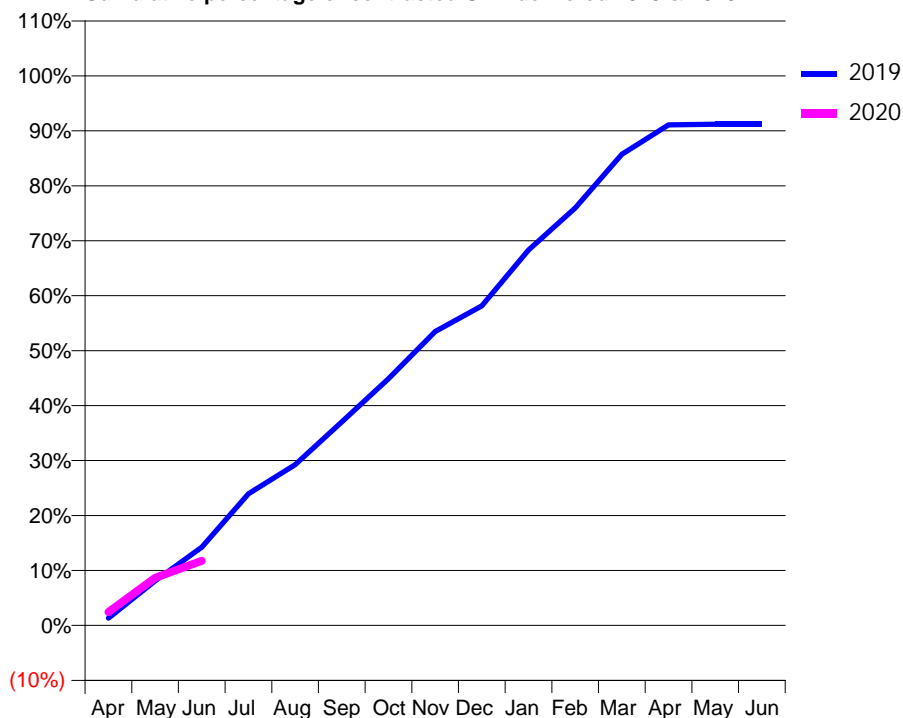
ACCESS*

Patients seen in 24 months	Total	Change since previous quarter
Quarter ending June 2018	5,444	
Quarter ending September 2018	5,472	→
Quarter ending December 2018	5,446	→
Quarter ending March 2019	5,421	→
Quarter ending June 2019	5,435	→
Variance since June 2018	(0.2%)	→



ACTIVITY

Cumulative percentage of contracted UDA delivered 2019 & 2020



Adjusted Scheduled Activity (UDA)

Month	2019	2020
April	185	342
May	1,136	1,214
June	1,994	1,648
July	3,356	
August	4,097	
September	5,183	
October	6,286	
November	7,490	
December	8,140	
January	9,563	
February	10,635	
March	12,002	
April	12,751	
May	12,764	
June	12,764	

QUALITY

	Quantity	Base Number	Contract	AT	Region	England
% of FP17s for the same patient ID Re-attending within 3 months - Children	37	433	8.5%	8.6%	10.6%	11.4%
% of FP17s for the same patient ID Re-attending within 3 months - Adults	154	1,143	13.5%	13.5%	15.2%	15.4%
% of FP17s for the same patient ID Re-attending between 3 & 9 months - Children	243	433	56.1%	61.2%	62.3%	59.8%
% of FP17s for the same patient ID Re-attending between 3 & 9 months - Adults	478	1,143	41.8%	52.3%	53.3%	52.1%
% of FP17s for Band 1 Urgent Courses	73	946	7.7%	10.0%	9.7%	9.2%
% of FP17s Relating to Free Repair or Replacements	3	946	0.3%	0.9%	0.6%	0.7%
% of FP17s Relating to Continuations	13	946	1.4%	0.9%	0.8%	0.8%
% of Patients satisfied with the dentistry they have received	5	5	N/A	94.0%	93.4%	93.4%
% of Patients satisfied with the time they had to wait for an appointment	5	5	N/A	85.7%	86.8%	87.6%

* This is based on patients treated on this contract for their most recent course of treatment. Figures in italics indicate the base number of FP17s or Patient Questionnaire responses are less than 100. N/A is shown where the base number of responses is less than 10 during the period. % is calculated as Quantity/Base number*100

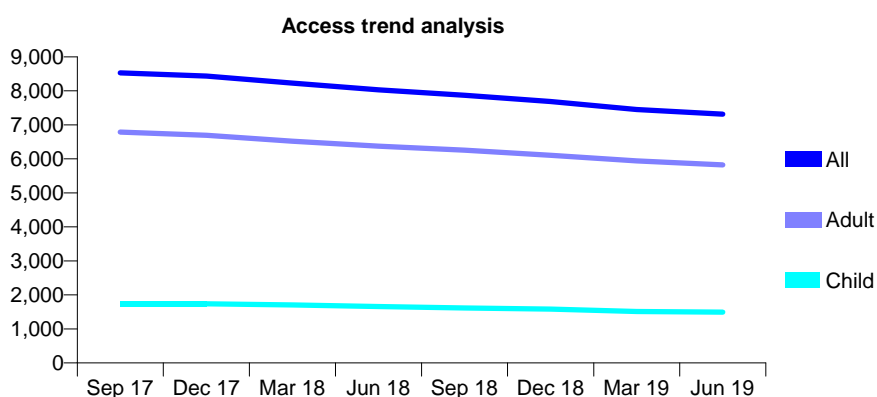
Q66 - Vital Signs At a Glance Contract Report for 199222/0001 - June 2019

Name or company name	Green Lane Dental Practice Partnership
Contract type name	GDS Contract
Purpose of contract	General
Contract start date	24/01/2013
Contract end date	

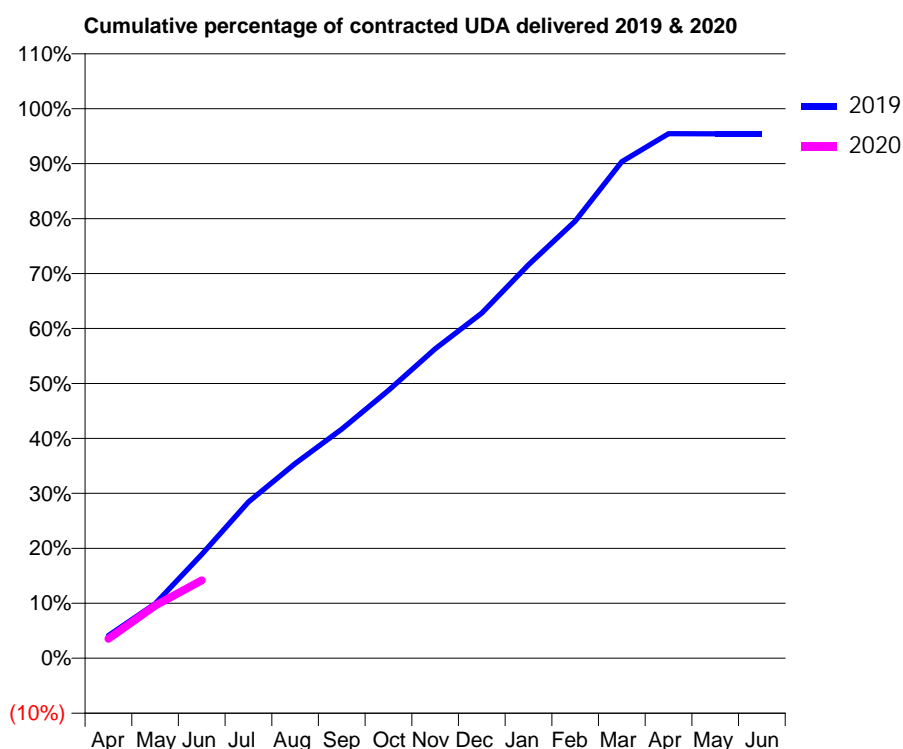
19/20 Contracted general activity (UDA)	30,211
Carry forward general activity (UDA)	0
19/20 Contracted orthodontic activity (UOA)	0
Carry forward orthodontic activity (UOA)	0
Baseline contract value	£811,191.28

ACCESS*

Patients seen in 24 months	Total	Change since previous quarter
Quarter ending June 2018	8,029	
Quarter ending September 2018	7,874	↓
Quarter ending December 2018	7,687	↓
Quarter ending March 2019	7,454	↓
Quarter ending June 2019	7,316	↓
Variance since June 2018	(8.9%)	↓



ACTIVITY



Month	2019	2020
April	673	1,068
May	1,608	2,890
June	3,061	4,274
July	4,609	
August	5,745	
September	6,756	
October	7,903	
November	9,129	
December	10,180	
January	11,607	
February	12,898	
March	14,649	
April	15,474	
May	15,470	
June	15,466	

QUALITY

	Quantity	Base Number	Contract	AT	Region	England
% of FP17s for the same patient ID Re-attending within 3 months - Children	18	526	3.4%	8.6%	10.6%	11.4%
% of FP17s for the same patient ID Re-attending within 3 months - Adults	192	1,830	10.5%	13.5%	15.2%	15.4%
% of FP17s for the same patient ID Re-attending between 3 & 9 months - Children	152	526	28.9%	61.2%	62.3%	59.8%
% of FP17s for the same patient ID Re-attending between 3 & 9 months - Adults	476	1,830	26.0%	52.3%	53.3%	52.1%
% of FP17s for Band 1 Urgent Courses	191	2,105	9.1%	10.0%	9.7%	9.2%
% of FP17s Relating to Free Repair or Replacements	14	2,105	0.7%	0.9%	0.6%	0.7%
% of FP17s Relating to Continuations	23	2,105	1.1%	0.9%	0.8%	0.8%
% of Patients satisfied with the dentistry they have received	8	8	N/A	94.0%	93.4%	93.4%
% of Patients satisfied with the time they had to wait for an appointment	5	8	N/A	85.7%	86.8%	87.6%

* This is based on patients treated on this contract for their most recent course of treatment. Figures in italics indicate the base number of FP17s or Patient Questionnaire responses are less than 100. N/A is shown where the base number of responses is less than 10 during the period. % is calculated as Quantity/Base number*100

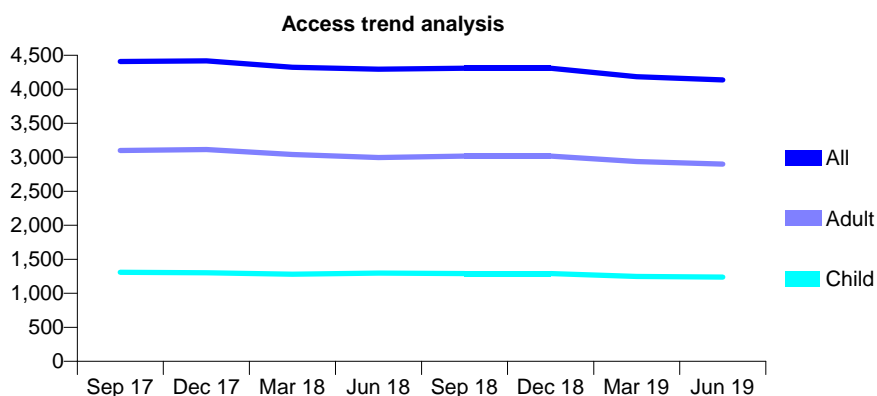
Q66 - Vital Signs At a Glance Contract Report for 199672/0001 - June 2019

Name or company name	Murgelas Practice Management Ltd
Contract type name	GDS Contract
Purpose of contract	General
Contract start date	01/06/2010
Contract end date	

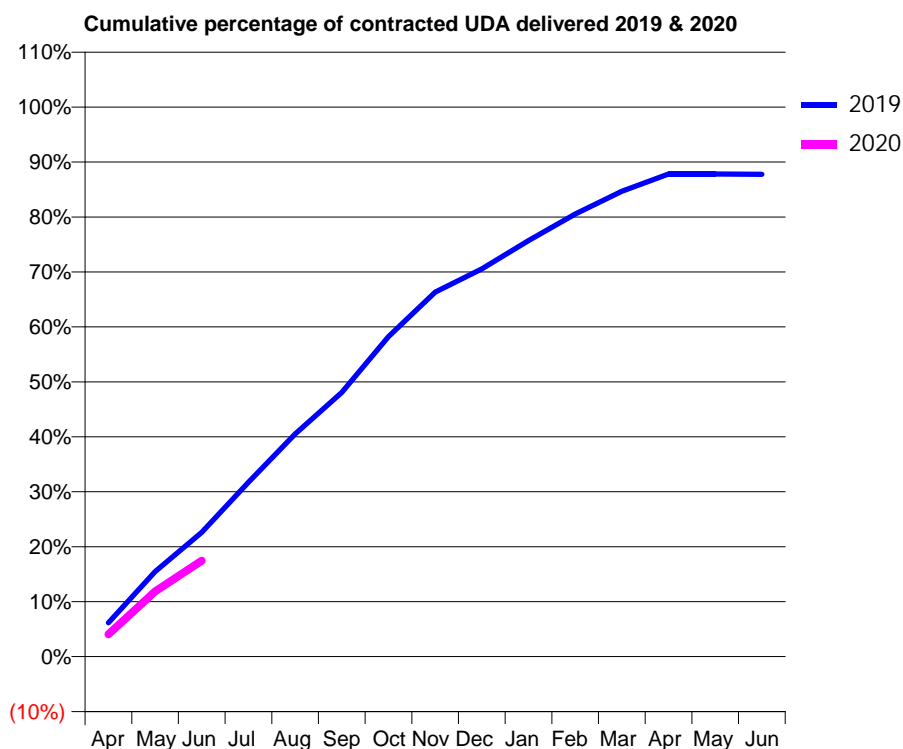
19/20 Contracted general activity (UDA)	14,230
Carry forward general activity (UDA)	0
19/20 Contracted orthodontic activity (UOA)	0
Carry forward orthodontic activity (UOA)	0
Baseline contract value	£381,380.16

ACCESS*

Patients seen in 24 months	Total	Change since previous quarter
Quarter ending June 2018	4,296	
Quarter ending September 2018	4,308	→
Quarter ending December 2018	4,309	→
Quarter ending March 2019	4,186	↓
Quarter ending June 2019	4,139	↓
Variance since June 2018	(3.7%)	↓



ACTIVITY



Month	Adjusted Scheduled Activity (UDA)	
	2019	2020
April	848	578
May	2,128	1,689
June	3,105	2,484
July	4,357	
August	5,562	
September	6,599	
October	7,995	
November	9,108	
December	9,686	
January	10,394	
February	11,057	
March	11,626	
April	12,057	
May	12,056	
June	12,051	

QUALITY

	Quantity	Base Number	Contract	AT	Region	England
% of FP17s for the same patient ID Re-attending within 3 months - Children	16	461	3.5%	8.6%	10.6%	11.4%
% of FP17s for the same patient ID Re-attending within 3 months - Adults	76	898	8.5%	13.5%	15.2%	15.4%
% of FP17s for the same patient ID Re-attending between 3 & 9 months - Children	301	461	65.3%	61.2%	62.3%	59.8%
% of FP17s for the same patient ID Re-attending between 3 & 9 months - Adults	481	898	53.6%	52.3%	53.3%	52.1%
% of FP17s for Band 1 Urgent Courses	69	1,136	6.1%	10.0%	9.7%	9.2%
% of FP17s Relating to Free Repair or Replacements	2	1,136	0.2%	0.9%	0.6%	0.7%
% of FP17s Relating to Continuations	13	1,136	1.1%	0.9%	0.8%	0.8%
% of Patients satisfied with the dentistry they have received	1	1	N/A	94.0%	93.4%	93.4%
% of Patients satisfied with the time they had to wait for an appointment	1	1	N/A	85.7%	86.8%	87.6%

* This is based on patients treated on this contract for their most recent course of treatment. Figures in italics indicate the base number of FP17s or Patient Questionnaire responses are less than 100. N/A is shown where the base number of responses is less than 10 during the period. % is calculated as Quantity/Base number*100

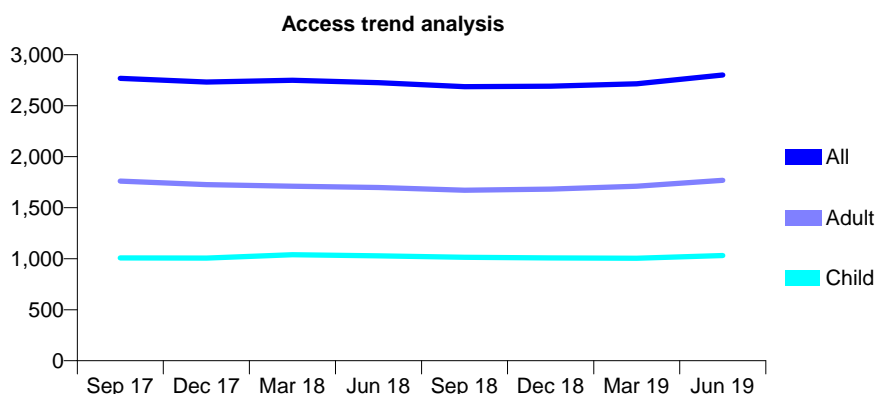
Q66 - Vital Signs At a Glance Contract Report for 199982/0001 - June 2019

Name or company name	The White House Dental Surgery
Contract type name	GDS Contract
Purpose of contract	General
Contract start date	01/11/2007
Contract end date	

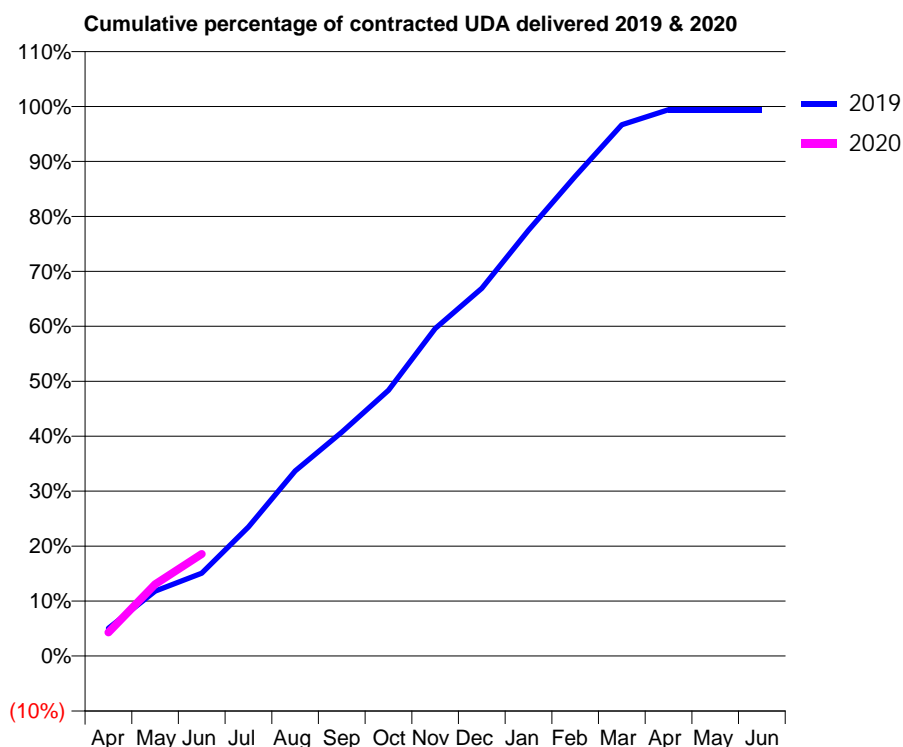
19/20 Contracted general activity (UDA)	7,461
Carry forward general activity (UDA)	0
19/20 Contracted orthodontic activity (UOA)	0
Carry forward orthodontic activity (UOA)	0
Baseline contract value	£176,224.72

ACCESS*

Patients seen in 24 months	Total	Change since previous quarter
Quarter ending June 2018	2,725	
Quarter ending September 2018	2,685	↓
Quarter ending December 2018	2,691	→
Quarter ending March 2019	2,715	→
Quarter ending June 2019	2,800	↑
Variance since June 2018	2.8%	↑



ACTIVITY



Month	Adjusted Scheduled Activity (UDA)	
	2019	2020
April	327	321
May	763	975
June	975	1,386
July	1,518	
August	2,177	
September	2,631	
October	3,125	
November	3,851	
December	4,324	
January	5,006	
February	5,641	
March	6,246	
April	6,423	
May	6,423	
June	6,423	

QUALITY

	Quantity	Base Number	Contract	AT	Region	England
% of FP17s for the same patient ID Re-attending within 3 months - Children	17	349	4.9%	8.6%	10.6%	11.4%
% of FP17s for the same patient ID Re-attending within 3 months - Adults	64	536	11.9%	13.5%	15.2%	15.4%
% of FP17s for the same patient ID Re-attending between 3 & 9 months - Children	221	349	63.3%	61.2%	62.3%	59.8%
% of FP17s for the same patient ID Re-attending between 3 & 9 months - Adults	214	536	39.9%	52.3%	53.3%	52.1%
% of FP17s for Band 1 Urgent Courses	46	770	6.0%	10.0%	9.7%	9.2%
% of FP17s Relating to Free Repair or Replacements	7	770	0.9%	0.9%	0.6%	0.7%
% of FP17s Relating to Continuations	17	770	2.2%	0.9%	0.8%	0.8%
% of Patients satisfied with the dentistry they have received	2	2	N/A	94.0%	93.4%	93.4%
% of Patients satisfied with the time they had to wait for an appointment	2	2	N/A	85.7%	86.8%	87.6%

* This is based on patients treated on this contract for their most recent course of treatment. Figures in italics indicate the base number of FP17s or Patient Questionnaire responses are less than 100. N/A is shown where the base number of responses is less than 10 during the period. % is calculated as Quantity/Base number*100

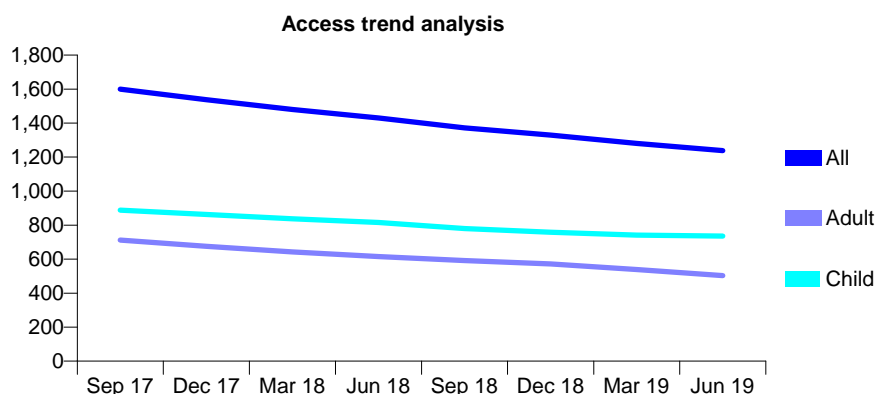
Q66 - Vital Signs At a Glance Contract Report for 199990/0003 - June 2019

Name or company name	Endsleigh Dental Practices Limited
Contract type name	GDS Contract
Purpose of contract	General
Contract start date	01/09/2006
Contract end date	

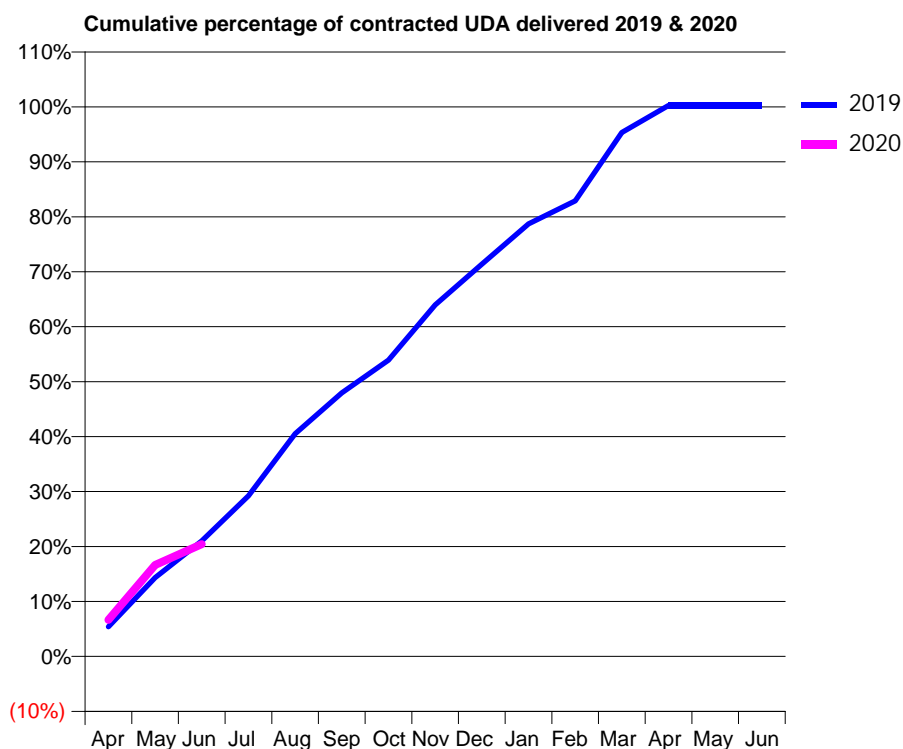
19/20 Contracted general activity (UDA)	2,000
Carry forward general activity (UDA)	0
19/20 Contracted orthodontic activity (UOA)	0
Carry forward orthodontic activity (UOA)	0
Baseline contract value	£55,054.38

ACCESS*

Patients seen in 24 months	Total	Change since previous quarter
Quarter ending June 2018	1,430	
Quarter ending September 2018	1,372	↓
Quarter ending December 2018	1,330	↓
Quarter ending March 2019	1,280	↓
Quarter ending June 2019	1,238	↓
Variance since June 2018	(13.4%)	↓



ACTIVITY



Adjusted Scheduled Activity (UDA)		
Month	2019	2020
April	121	133
May	323	333
June	473	409
July	658	
August	912	
September	1,079	
October	1,213	
November	1,439	
December	1,605	
January	1,771	
February	1,865	
March	2,145	
April	2,256	
May	2,256	
June	2,256	

QUALITY

	Quantity	Base Number	Contract	AT	Region	England
% of FP17s for the same patient ID Re-attending within 3 months - Children	16	281	5.7%	8.6%	10.6%	11.4%
% of FP17s for the same patient ID Re-attending within 3 months - Adults	14	132	10.6%	13.5%	15.2%	15.4%
% of FP17s for the same patient ID Re-attending between 3 & 9 months - Children	162	281	57.7%	61.2%	62.3%	59.8%
% of FP17s for the same patient ID Re-attending between 3 & 9 months - Adults	67	132	50.8%	52.3%	53.3%	52.1%
% of FP17s for Band 1 Urgent Courses	9	305	3.0%	10.0%	9.7%	9.2%
% of FP17s Relating to Free Repair or Replacements	0	305	0.0%	0.9%	0.6%	0.7%
% of FP17s Relating to Continuations	1	305	0.3%	0.9%	0.8%	0.8%
% of Patients satisfied with the dentistry they have received	1	1	N/A	94.0%	93.4%	93.4%
% of Patients satisfied with the time they had to wait for an appointment	1	1	N/A	85.7%	86.8%	87.6%

* This is based on patients treated on this contract for their most recent course of treatment. Figures in italics indicate the base number of FP17s or Patient Questionnaire responses are less than 100. N/A is shown where the base number of responses is less than 10 during the period. % is calculated as Quantity/Base number*100

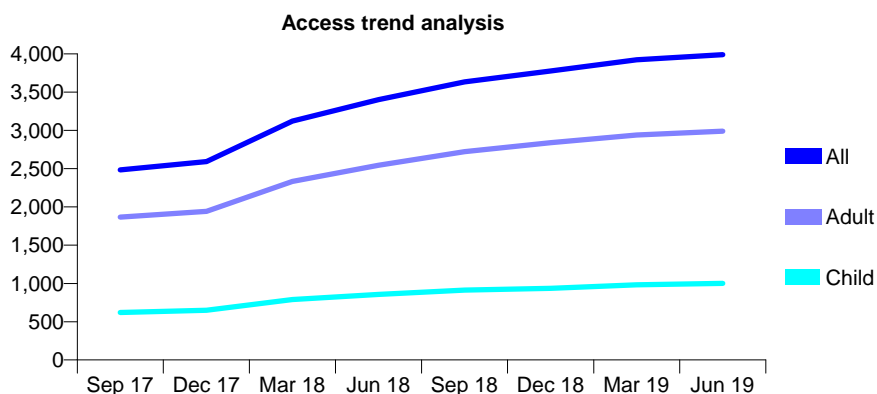
Q66 - Vital Signs At a Glance Contract Report for 221171/0001 - June 2019

Name or company name	MR MB RETALLACK
Contract type name	GDS Contract
Purpose of contract	General
Contract start date	01/08/2008
Contract end date	

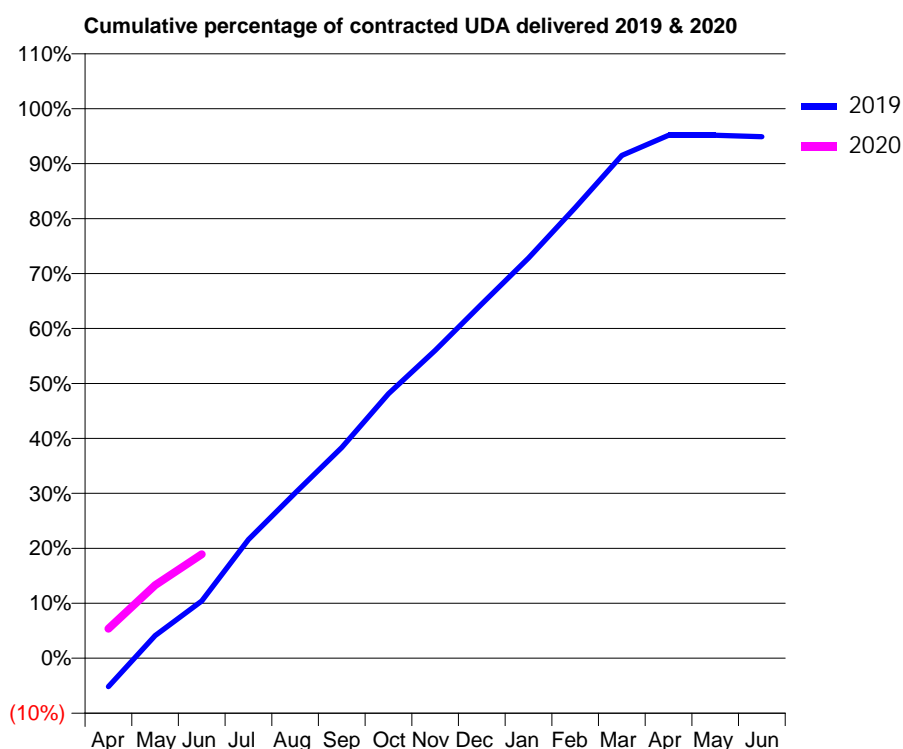
19/20 Contracted general activity (UDA)	10,200
Carry forward general activity (UDA)	0
19/20 Contracted orthodontic activity (UOA)	0
Carry forward orthodontic activity (UOA)	0
Baseline contract value	£257,942.96

ACCESS*

Patients seen in 24 months	Total	Change since previous quarter
Quarter ending June 2018	3,401	
Quarter ending September 2018	3,633	↑
Quarter ending December 2018	3,776	↑
Quarter ending March 2019	3,922	↑
Quarter ending June 2019	3,991	→
Variance since June 2018	17.3%	↑



ACTIVITY



Month	2019	2020
April	-544	549
May	434	1,355
June	1,094	1,929
July	2,268	
August	3,158	
September	4,024	
October	5,053	
November	5,883	
December	6,769	
January	7,644	
February	8,609	
March	9,606	
April	9,992	
May	9,992	
June	9,963	

QUALITY

	Quantity	Base Number	Contract	AT	Region	England
% of FP17s for the same patient ID Re-attending within 3 months - Children	26	348	7.5%	8.6%	10.6%	11.4%
% of FP17s for the same patient ID Re-attending within 3 months - Adults	137	951	14.4%	13.5%	15.2%	15.4%
% of FP17s for the same patient ID Re-attending between 3 & 9 months - Children	217	348	62.4%	61.2%	62.3%	59.8%
% of FP17s for the same patient ID Re-attending between 3 & 9 months - Adults	465	951	48.9%	52.3%	53.3%	52.1%
% of FP17s for Band 1 Urgent Courses	108	1,123	9.6%	10.0%	9.7%	9.2%
% of FP17s Relating to Free Repair or Replacements	19	1,123	1.7%	0.9%	0.6%	0.7%
% of FP17s Relating to Continuations	17	1,123	1.5%	0.9%	0.8%	0.8%
% of Patients satisfied with the dentistry they have received	6	6	N/A	94.0%	93.4%	93.4%
% of Patients satisfied with the time they had to wait for an appointment	6	6	N/A	85.7%	86.8%	87.6%

* This is based on patients treated on this contract for their most recent course of treatment. Figures in italics indicate the base number of FP17s or Patient Questionnaire responses are less than 100. N/A is shown where the base number of responses is less than 10 during the period. % is calculated as Quantity/Base number*100

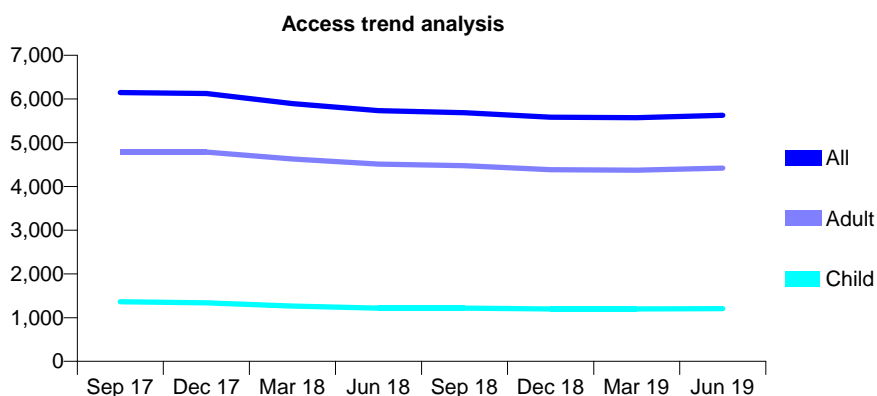
Q66 - Vital Signs At a Glance Contract Report for 229342/0001 - June 2019

Name or company name	MR IJ MILLS
Contract type name	GDS Contract
Purpose of contract	General and Orthodontic
Contract start date	01/04/2006
Contract end date	

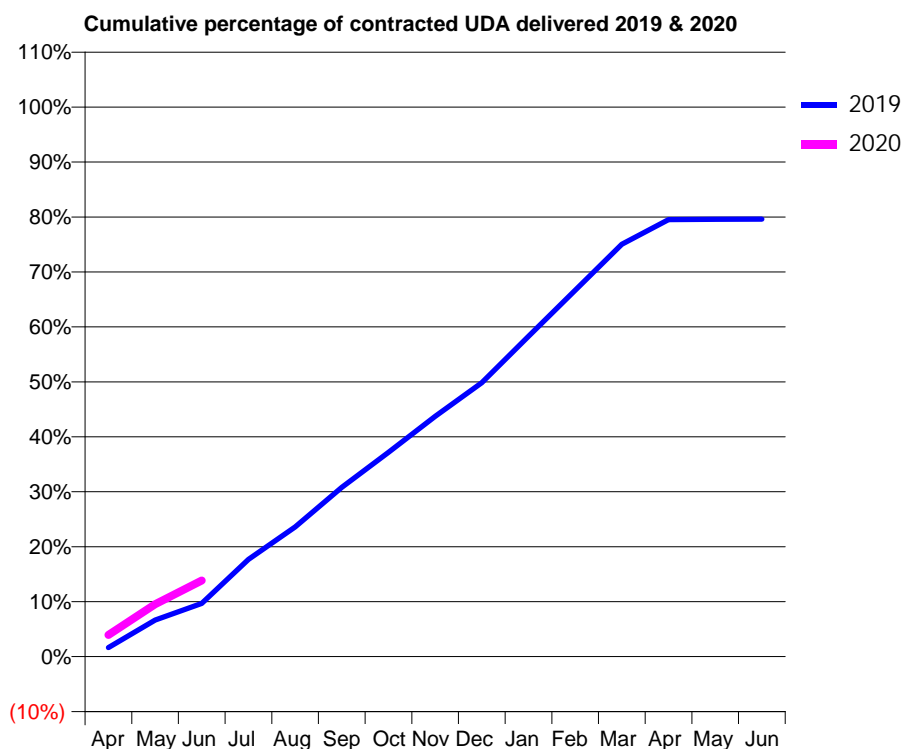
19/20 Contracted general activity (UDA)	17,382
Carry forward general activity (UDA)	0
19/20 Contracted orthodontic activity (UOA)	1,004
Carry forward orthodontic activity (UOA)	0
Baseline contract value	£808,775.49

ACCESS*

Patients seen in 24 months	Total	Change since previous quarter
Quarter ending June 2018	5,732	
Quarter ending September 2018	5,688	→
Quarter ending December 2018	5,582	↓
Quarter ending March 2019	5,571	→
Quarter ending June 2019	5,628	→
Variance since June 2018	(1.8%)	↓



ACTIVITY



Month	Adjusted Scheduled Activity (UDA)	
	2019	2020
April	283	685
May	1,158	1,660
June	1,686	2,408
July	3,076	
August	4,101	
September	5,353	
October	6,462	
November	7,599	
December	8,662	
January	10,132	
February	11,590	
March	13,044	
April	13,820	
May	13,834	
June	13,838	

QUALITY

	Quantity	Base Number	Contract	AT	Region	England
% of FP17s for the same patient ID Re-attending within 3 months - Children	34	399	8.5%	8.6%	10.6%	11.4%
% of FP17s for the same patient ID Re-attending within 3 months - Adults	175	1,322	13.2%	13.5%	15.2%	15.4%
% of FP17s for the same patient ID Re-attending between 3 & 9 months - Children	190	399	47.6%	61.2%	62.3%	59.8%
% of FP17s for the same patient ID Re-attending between 3 & 9 months - Adults	684	1,322	51.7%	52.3%	53.3%	52.1%
% of FP17s for Band 1 Urgent Courses	133	1,263	10.5%	10.0%	9.7%	9.2%
% of FP17s Relating to Free Repair or Replacements	8	1,263	0.6%	0.9%	0.6%	0.7%
% of FP17s Relating to Continuations	1	1,263	0.1%	0.9%	0.8%	0.8%
% of Patients satisfied with the dentistry they have received	6	6	N/A	94.0%	93.4%	93.4%
% of Patients satisfied with the time they had to wait for an appointment	3	6	N/A	85.7%	86.8%	87.6%

* This is based on patients treated on this contract for their most recent course of treatment. Figures in italics indicate the base number of FP17s or Patient Questionnaire responses are less than 100. N/A is shown where the base number of responses is less than 10 during the period. % is calculated as Quantity/Base number*100

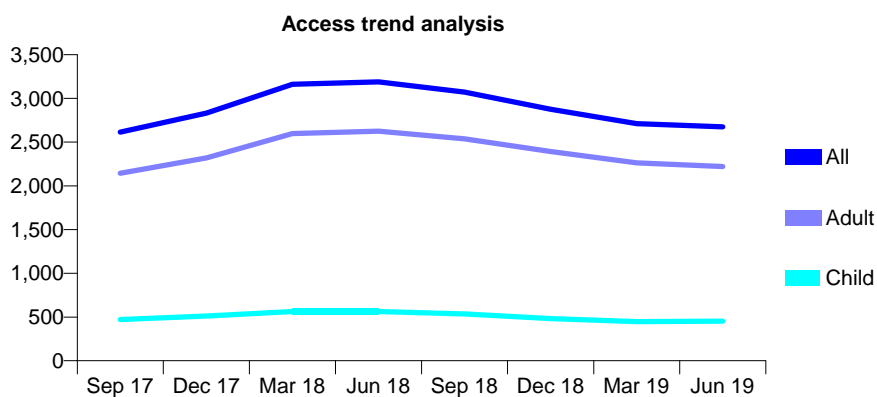
Q66 - Vital Signs At a Glance Contract Report for 230499/0001 - June 2019

Name or company name	Tregenna Hill Dental Surgery Partnership
Contract type name	GDS Contract
Purpose of contract	General
Contract start date	01/04/2006
Contract end date	

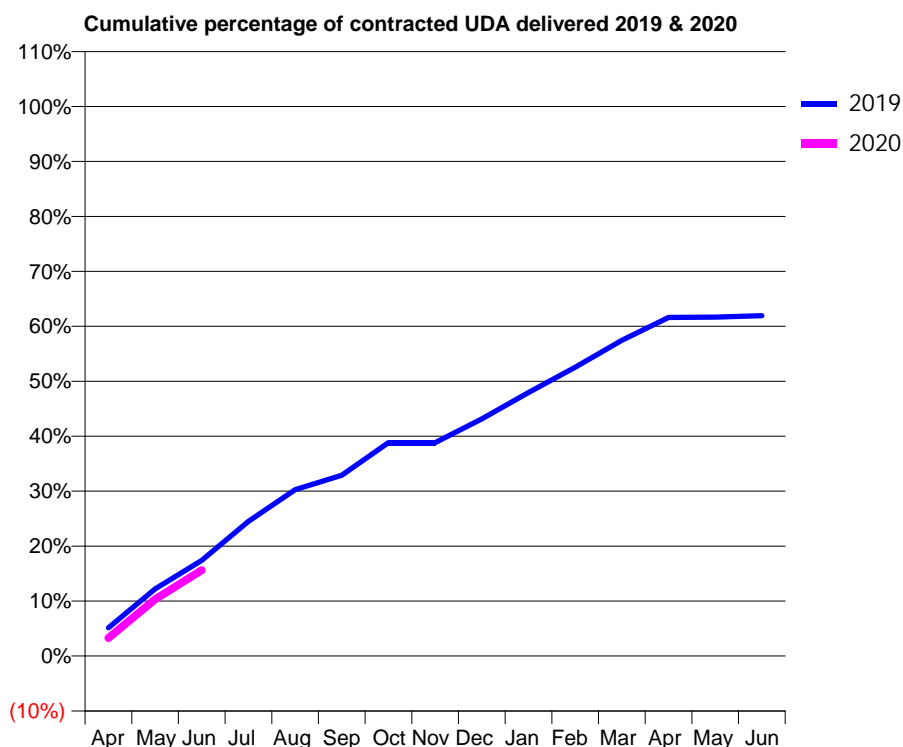
19/20 Contracted general activity (UDA)	8,530
Carry forward general activity (UDA)	0
19/20 Contracted orthodontic activity (UOA)	0
Carry forward orthodontic activity (UOA)	0
Baseline contract value	£228,790.15

ACCESS*

Patients seen in 24 months	Total	Change since previous quarter
Quarter ending June 2018	3,189	
Quarter ending September 2018	3,072	↓
Quarter ending December 2018	2,875	↓
Quarter ending March 2019	2,711	↓
Quarter ending June 2019	2,674	↓
Variance since June 2018	(16.1%)	↓



ACTIVITY



Month	Adjusted Scheduled Activity (UDA)	
	2019	2020
April	439	281
May	1,041	880
June	1,486	1,332
July	2,091	
August	2,582	
September	2,806	
October	3,314	
November	3,314	
December	3,680	
January	4,092	
February	4,483	
March	4,901	
April	5,254	
May	5,262	
June	5,281	

QUALITY

	Quantity	Base Number	Contract	AT	Region	England
% of FP17s for the same patient ID Re-attending within 3 months - Children	4	145	2.8%	8.6%	10.6%	11.4%
% of FP17s for the same patient ID Re-attending within 3 months - Adults	66	572	11.5%	13.5%	15.2%	15.4%
% of FP17s for the same patient ID Re-attending between 3 & 9 months - Children	11	145	7.6%	61.2%	62.3%	59.8%
% of FP17s for the same patient ID Re-attending between 3 & 9 months - Adults	89	572	15.6%	52.3%	53.3%	52.1%
% of FP17s for Band 1 Urgent Courses	59	520	11.3%	10.0%	9.7%	9.2%
% of FP17s Relating to Free Repair or Replacements	4	520	0.8%	0.9%	0.6%	0.7%
% of FP17s Relating to Continuations	9	520	1.7%	0.9%	0.8%	0.8%
% of Patients satisfied with the dentistry they have received	0	3	N/A	94.0%	93.4%	93.4%
% of Patients satisfied with the time they had to wait for an appointment	1	3	N/A	85.7%	86.8%	87.6%

* This is based on patients treated on this contract for their most recent course of treatment. Figures in italics indicate the base number of FP17s or Patient Questionnaire responses are less than 100. N/A is shown where the base number of responses is less than 10 during the period. % is calculated as Quantity/Base number*100

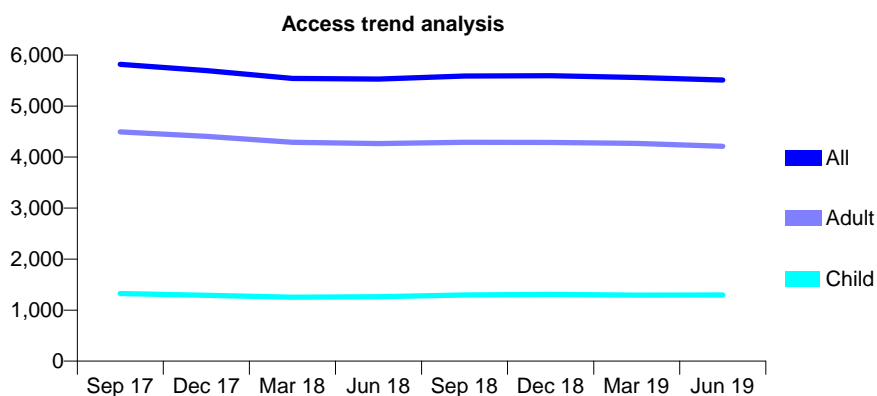
Q66 - Vital Signs At a Glance Contract Report for 235326/0001 - June 2019

Name or company name	Yim Sun Chan & Magdalena Laskowska
Contract type name	GDS Contract
Purpose of contract	General
Contract start date	01/04/2006
Contract end date	

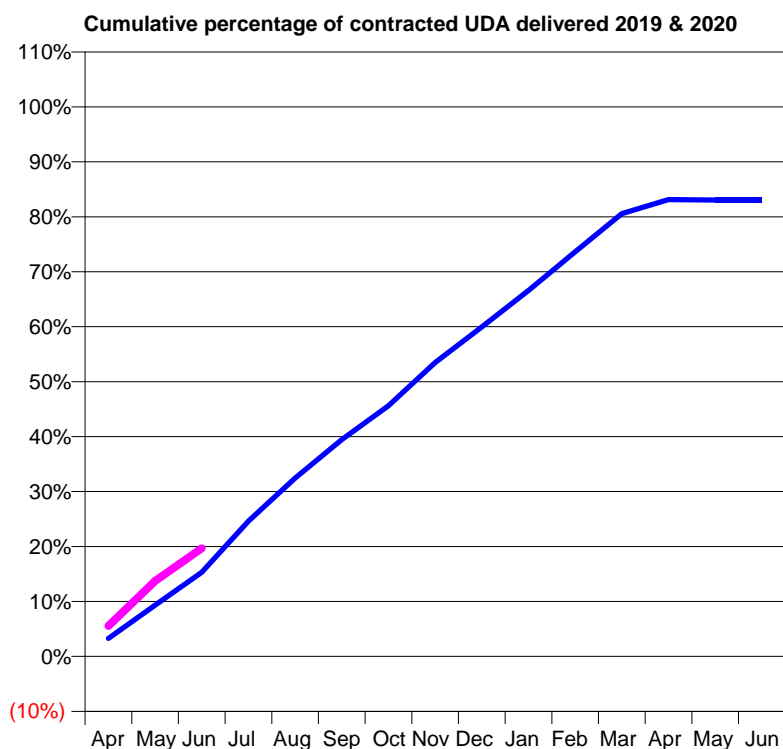
19/20 Contracted general activity (UDA)	12,000
Carry forward general activity (UDA)	0
19/20 Contracted orthodontic activity (UOA)	0
Carry forward orthodontic activity (UOA)	0
Baseline contract value	£318,589.14

ACCESS*

Patients seen in 24 months	Total	Change since previous quarter
Quarter ending June 2018	5,527	
Quarter ending September 2018	5,587	→
Quarter ending December 2018	5,597	→
Quarter ending March 2019	5,559	→
Quarter ending June 2019	5,511	→
Variance since June 2018	(0.3%)	→



ACTIVITY



Month	Adjusted Scheduled Activity (UDA)	
	2019	2020
April	462	664
May	1,305	1,646
June	2,143	2,361
July	3,446	
August	4,543	
September	5,521	
October	6,390	
November	7,485	
December	8,394	
January	9,322	
February	10,310	
March	11,281	
April	11,639	
May	11,629	
June	11,629	

QUALITY

	Quantity	Base Number	Contract	AT	Region	England
% of FP17s for the same patient ID Re-attending within 3 months - Children	17	443	3.8%	8.6%	10.6%	11.4%
% of FP17s for the same patient ID Re-attending within 3 months - Adults	151	1,320	11.4%	13.5%	15.2%	15.4%
% of FP17s for the same patient ID Re-attending between 3 & 9 months - Children	240	443	54.2%	61.2%	62.3%	59.8%
% of FP17s for the same patient ID Re-attending between 3 & 9 months - Adults	728	1,320	55.2%	52.3%	53.3%	52.1%
% of FP17s for Band 1 Urgent Courses	55	1,179	4.7%	10.0%	9.7%	9.2%
% of FP17s Relating to Free Repair or Replacements	1	1,179	0.1%	0.9%	0.6%	0.7%
% of FP17s Relating to Continuations	2	1,179	0.2%	0.9%	0.8%	0.8%
% of Patients satisfied with the dentistry they have received	5	5	N/A	94.0%	93.4%	93.4%
% of Patients satisfied with the time they had to wait for an appointment	4	5	N/A	85.7%	86.8%	87.6%

* This is based on patients treated on this contract for their most recent course of treatment. Figures in italics indicate the base number of FP17s or Patient Questionnaire responses are less than 100. N/A is shown where the base number of responses is less than 10 during the period. % is calculated as Quantity/Base number*100

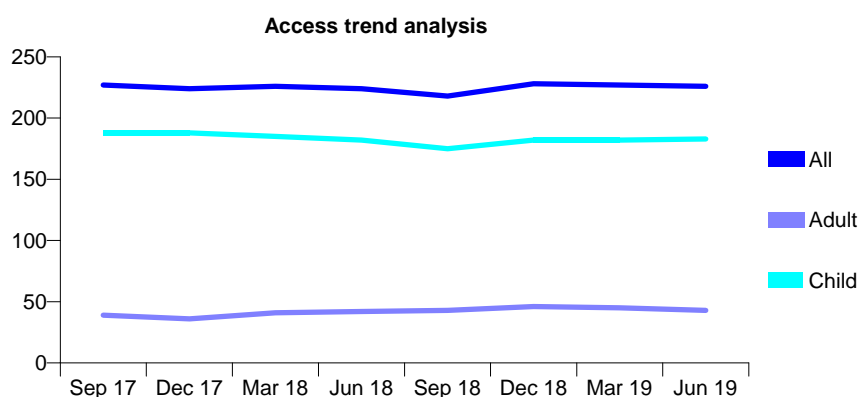
Q66 - Vital Signs At a Glance Contract Report for 235512/0001 - June 2019

Name or company name	MR SF O'CONNAILL
Contract type name	GDS Contract
Purpose of contract	General
Contract start date	01/04/2006
Contract end date	

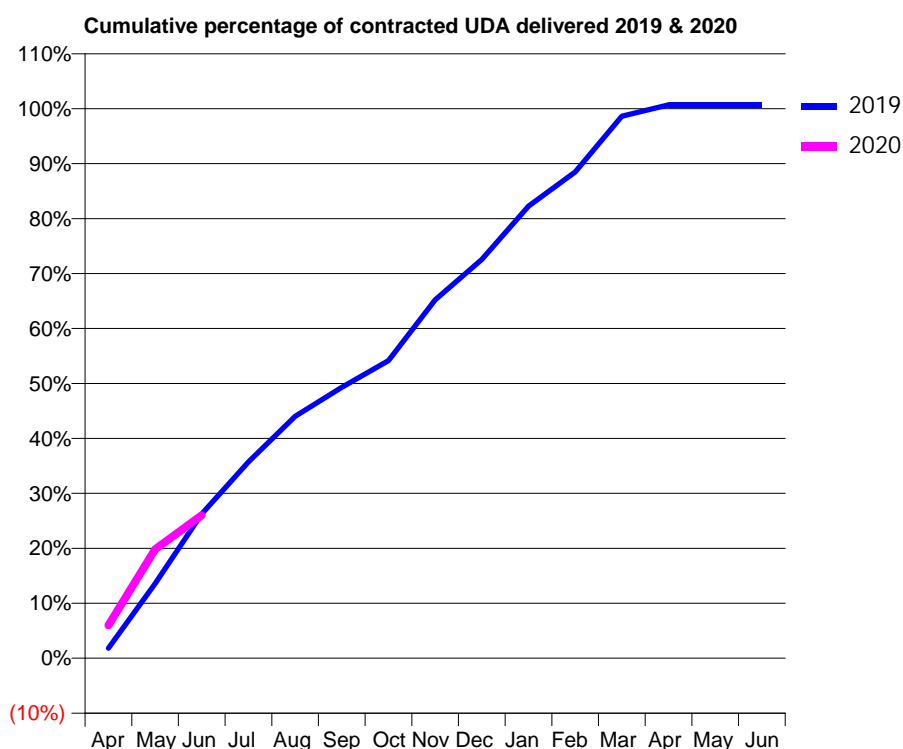
19/20 Contracted general activity (UDA)	434
Carry forward general activity (UDA)	0
19/20 Contracted orthodontic activity (UOA)	0
Carry forward orthodontic activity (UOA)	0
Baseline contract value	£12,723.58

ACCESS*

Patients seen in 24 months	Total	Change since previous quarter
Quarter ending June 2018	224	
Quarter ending September 2018	218	↓
Quarter ending December 2018	228	↑
Quarter ending March 2019	227	→
Quarter ending June 2019	226	→
Variance since June 2018	0.9%	→



ACTIVITY



Month	Adjusted Scheduled Activity (UDA)	
	2019	2020
April	8	26
May	59	86
June	114	113
July	155	
August	191	
September	214	
October	235	
November	283	
December	315	
January	357	
February	384	
March	428	
April	437	
May	437	
June	437	

QUALITY

	Quantity	Base Number	Contract	AT	Region	England
% of FP17s for the same patient ID Re-attending within 3 months - Children	1	72	1.4%	8.6%	10.6%	11.4%
% of FP17s for the same patient ID Re-attending within 3 months - Adults	0	8	0.0%	13.5%	15.2%	15.4%
% of FP17s for the same patient ID Re-attending between 3 & 9 months - Children	54	72	75.0%	61.2%	62.3%	59.8%
% of FP17s for the same patient ID Re-attending between 3 & 9 months - Adults	4	8	50.0%	52.3%	53.3%	52.1%
% of FP17s for Band 1 Urgent Courses	0	75	0.0%	10.0%	9.7%	9.2%
% of FP17s Relating to Free Repair or Replacements	0	75	0.0%	0.9%	0.6%	0.7%
% of FP17s Relating to Continuations	0	75	0.0%	0.9%	0.8%	0.8%
% of Patients satisfied with the dentistry they have received	0	0	N/A	94.0%	93.4%	93.4%
% of Patients satisfied with the time they had to wait for an appointment	0	0	N/A	85.7%	86.8%	87.6%

* This is based on patients treated on this contract for their most recent course of treatment.

Figures in italics indicate the base number of FP17s or Patient Questionnaire responses are less than 100. N/A is shown where the base number of responses is less than 10 during the period. % is calculated as Quantity/Base number*100

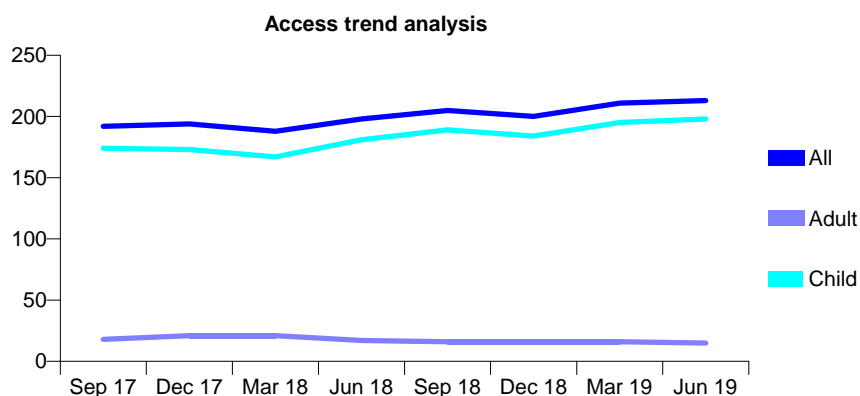
Q66 - Vital Signs At a Glance Contract Report for 243841/0001 - June 2019

Name or company name	MRS HL WILMOT
Contract type name	GDS Contract
Purpose of contract	General
Contract start date	01/04/2006
Contract end date	

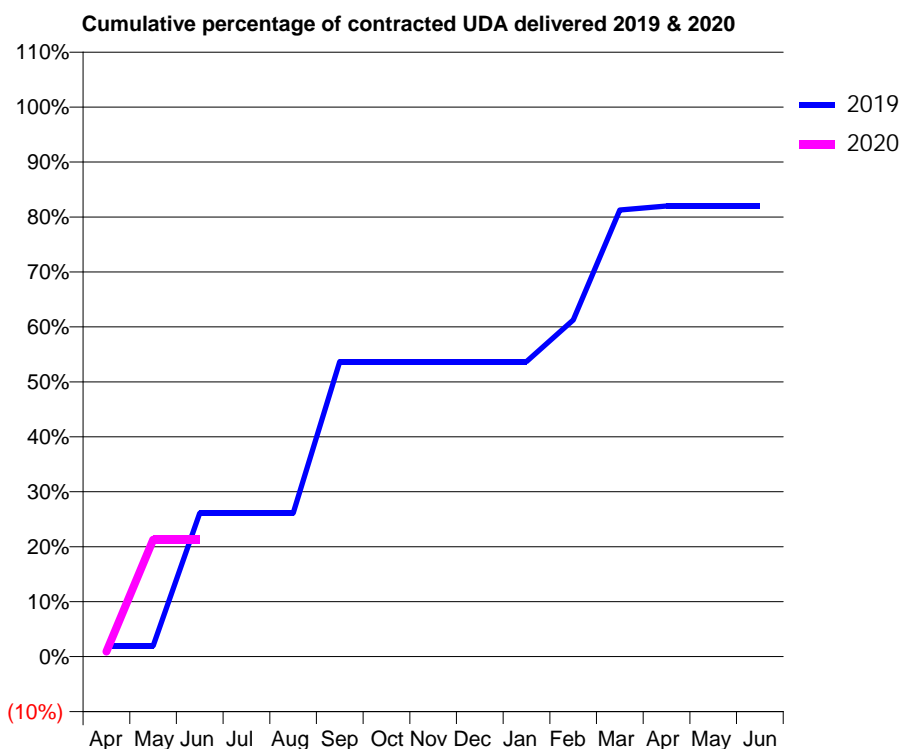
19/20 Contracted general activity (UDA)	555
Carry forward general activity (UDA)	0
19/20 Contracted orthodontic activity (UOA)	0
Carry forward orthodontic activity (UOA)	0
Baseline contract value	£14,816.95

ACCESS*

Patients seen in 24 months	Total	Change since previous quarter
Quarter ending June 2018	198	
Quarter ending September 2018	205	↑
Quarter ending December 2018	200	↓
Quarter ending March 2019	211	↑
Quarter ending June 2019	213	→
Variance since June 2018	7.6%	↑



ACTIVITY



Month	Adjusted Scheduled Activity (UDA)	
	2019	2020
April	11	5
May	11	118
June	145	118
July	145	
August	145	
September	298	
October	298	
November	298	
December	298	
January	298	
February	340	
March	451	
April	455	
May	455	
June	455	

QUALITY

	Quantity	Base Number	Contract	AT	Region	England
% of FP17s for the same patient ID Re-attending within 3 months - Children	1	66	1.5%	8.6%	10.6%	11.4%
% of FP17s for the same patient ID Re-attending within 3 months - Adults	0	0	N/A	13.5%	15.2%	15.4%
% of FP17s for the same patient ID Re-attending between 3 & 9 months - Children	51	66	77.3%	61.2%	62.3%	59.8%
% of FP17s for the same patient ID Re-attending between 3 & 9 months - Adults	0	0	N/A	52.3%	53.3%	52.1%
% of FP17s for Band 1 Urgent Courses	0	64	0.0%	10.0%	9.7%	9.2%
% of FP17s Relating to Free Repair or Replacements	0	64	0.0%	0.9%	0.6%	0.7%
% of FP17s Relating to Continuations	0	64	0.0%	0.9%	0.8%	0.8%
% of Patients satisfied with the dentistry they have received	0	0	N/A	94.0%	93.4%	93.4%
% of Patients satisfied with the time they had to wait for an appointment	0	0	N/A	85.7%	86.8%	87.6%

* This is based on patients treated on this contract for their most recent course of treatment. Figures in italics indicate the base number of FP17s or Patient Questionnaire responses are less than 100. N/A is shown where the base number of responses is less than 10 during the period. % is calculated as Quantity/Base number*100

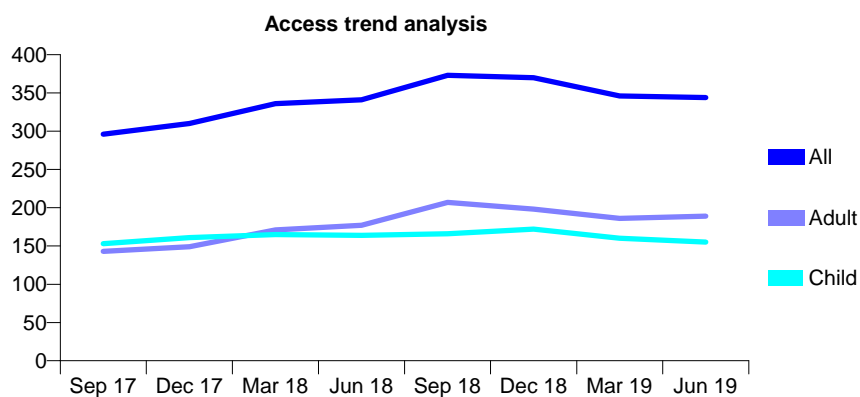
Q66 - Vital Signs At a Glance Contract Report for 258504/0001 - June 2019

Name or company name	Terrace Dental Care
Contract type name	GDS Contract
Purpose of contract	General
Contract start date	01/04/2006
Contract end date	

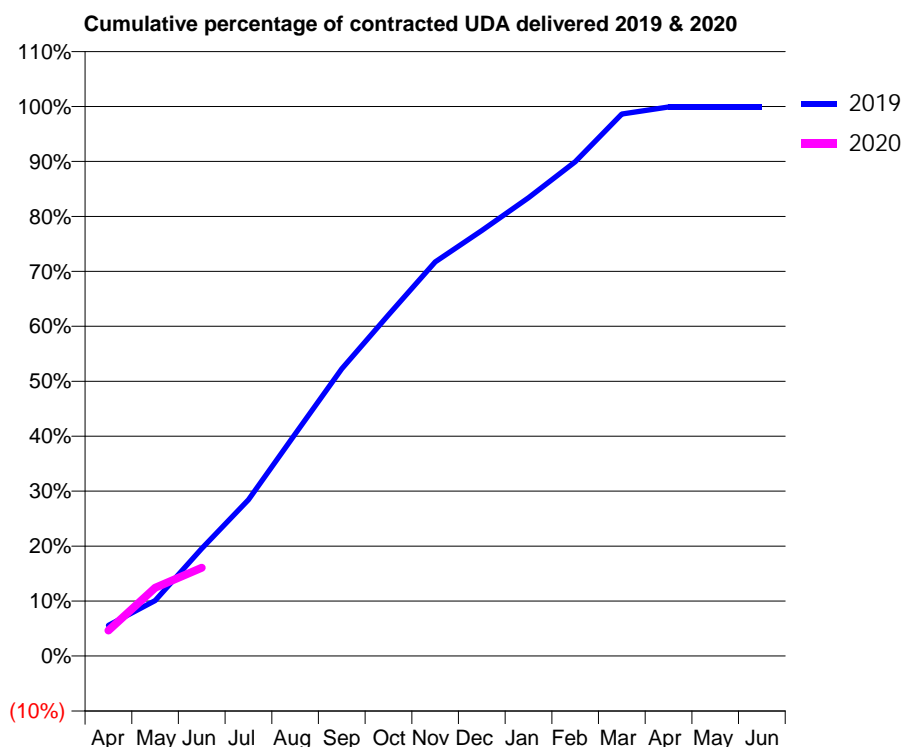
19/20 Contracted general activity (UDA)	1,035
Carry forward general activity (UDA)	0
19/20 Contracted orthodontic activity (UOA)	0
Carry forward orthodontic activity (UOA)	0
Baseline contract value	£27,476.44

ACCESS*

Patients seen in 24 months	Total	Change since previous quarter
Quarter ending June 2018	341	
Quarter ending September 2018	373	↑
Quarter ending December 2018	370	→
Quarter ending March 2019	346	↓
Quarter ending June 2019	344	→
Variance since June 2018	0.9%	→



ACTIVITY



Month	Adjusted Scheduled Activity (UDA)	
	2019	2020
April	58	48
May	104	129
June	203	166
July	295	
August	418	
September	541	
October	642	
November	742	
December	801	
January	863	
February	931	
March	1,021	
April	1,034	
May	1,034	
June	1,034	

QUALITY

	Quantity	Base Number	Contract	AT	Region	England
% of FP17s for the same patient ID Re-attending within 3 months - Children	1	75	1.3%	8.6%	10.6%	11.4%
% of FP17s for the same patient ID Re-attending within 3 months - Adults	2	52	3.8%	13.5%	15.2%	15.4%
% of FP17s for the same patient ID Re-attending between 3 & 9 months - Children	51	75	68.0%	61.2%	62.3%	59.8%
% of FP17s for the same patient ID Re-attending between 3 & 9 months - Adults	21	52	40.4%	52.3%	53.3%	52.1%
% of FP17s for Band 1 Urgent Courses	7	120	5.8%	10.0%	9.7%	9.2%
% of FP17s Relating to Free Repair or Replacements	0	120	0.0%	0.9%	0.6%	0.7%
% of FP17s Relating to Continuations	0	120	0.0%	0.9%	0.8%	0.8%
% of Patients satisfied with the dentistry they have received	0	0	N/A	94.0%	93.4%	93.4%
% of Patients satisfied with the time they had to wait for an appointment	0	0	N/A	85.7%	86.8%	87.6%

* This is based on patients treated on this contract for their most recent course of treatment. Figures in italics indicate the base number of FP17s or Patient Questionnaire responses are less than 100. N/A is shown where the base number of responses is less than 10 during the period. % is calculated as Quantity/Base number*100

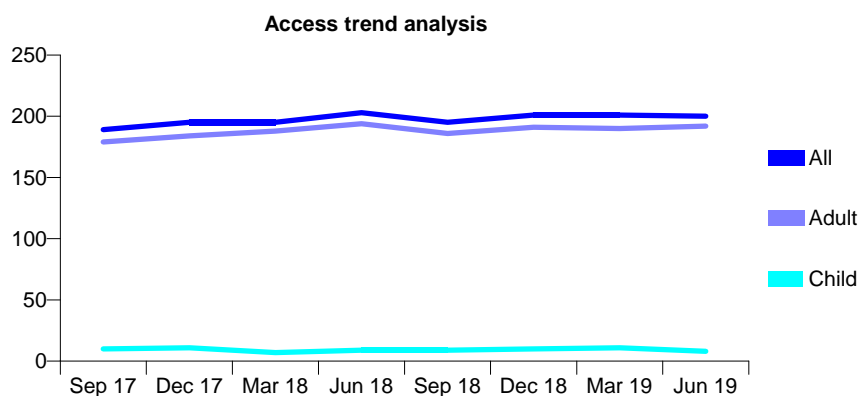
Q66 - Vital Signs At a Glance Contract Report for 258504/0002 - June 2019

Name or company name	Terrace Dental Care
Contract type name	GDS Contract
Purpose of contract	General
Contract start date	01/07/2007
Contract end date	

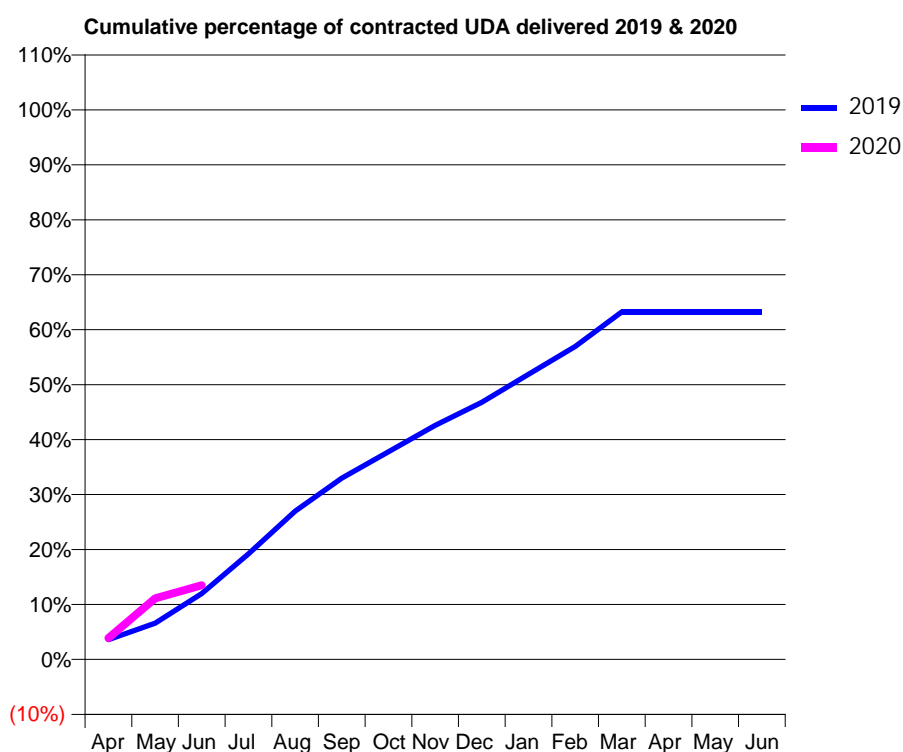
19/20 Contracted general activity (UDA)	400
Carry forward general activity (UDA)	0
19/20 Contracted orthodontic activity (UOA)	0
Carry forward orthodontic activity (UOA)	0
Baseline contract value	£57,700.67

ACCESS*

Patients seen in 24 months	Total	Change since previous quarter
Quarter ending June 2018	203	
Quarter ending September 2018	195	↓
Quarter ending December 2018	201	↑
Quarter ending March 2019	201	→
Quarter ending June 2019	200	→
Variance since June 2018	(1.5%)	↓



ACTIVITY



Month	2019	2020
April	14	16
May	26	44
June	48	54
July	77	
August	108	
September	132	
October	151	
November	170	
December	187	
January	208	
February	228	
March	253	
April	253	
May	253	
June	253	

QUALITY

	Quantity	Base Number	Contract	AT	Region	England
% of FP17s for the same patient ID Re-attending within 3 months - Children	0	4	0.0%	8.6%	10.6%	11.4%
% of FP17s for the same patient ID Re-attending within 3 months - Adults	6	41	14.6%	13.5%	15.2%	15.4%
% of FP17s for the same patient ID Re-attending between 3 & 9 months - Children	0	4	0.0%	61.2%	62.3%	59.8%
% of FP17s for the same patient ID Re-attending between 3 & 9 months - Adults	1	41	2.4%	52.3%	53.3%	52.1%
% of FP17s for Band 1 Urgent Courses	45	45	100.0%	10.0%	9.7%	9.2%
% of FP17s Relating to Free Repair or Replacements	0	45	0.0%	0.9%	0.6%	0.7%
% of FP17s Relating to Continuations	0	45	0.0%	0.9%	0.8%	0.8%
% of Patients satisfied with the dentistry they have received	0	0	N/A	94.0%	93.4%	93.4%
% of Patients satisfied with the time they had to wait for an appointment	0	0	N/A	85.7%	86.8%	87.6%

* This is based on patients treated on this contract for their most recent course of treatment. Figures in italics indicate the base number of FP17s or Patient Questionnaire responses are less than 100. N/A is shown where the base number of responses is less than 10 during the period. % is calculated as Quantity/Base number*100

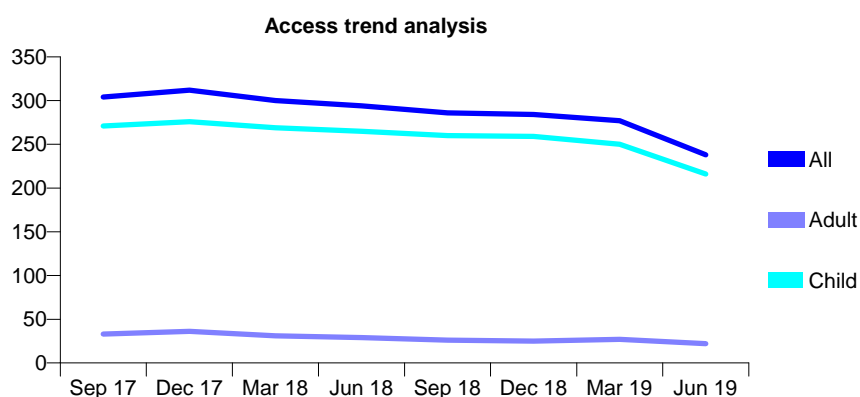
Q66 - Vital Signs At a Glance Contract Report for 308412/0002 - June 2019

Name or company name	Archway Dental Surgery
Contract type name	GDS Contract
Purpose of contract	General
Contract start date	18/01/2016
Contract end date	30/04/2019

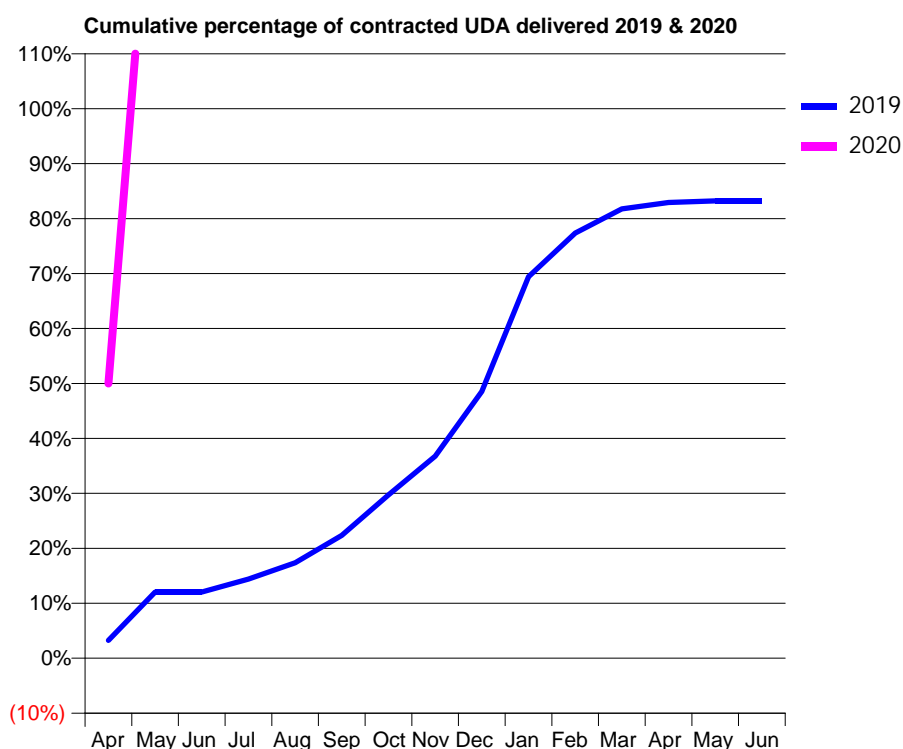
19/20 Contracted general activity (UDA)	28
Carry forward general activity (UDA)	0
19/20 Contracted orthodontic activity (UOA)	0
Carry forward orthodontic activity (UOA)	0
Baseline contract value	£727.77

ACCESS*

Patients seen in 24 months	Total	Change since previous quarter
Quarter ending June 2018	294	
Quarter ending September 2018	286	↓
Quarter ending December 2018	284	→
Quarter ending March 2019	277	↓
Quarter ending June 2019	238	↓
Variance since June 2018	(19.0%)	↓



ACTIVITY



Month	2019	2020
April	11	14
May	41	43
June	41	43
July	49	
August	59	
September	76	
October	101	
November	125	
December	165	
January	236	
February	263	
March	278	
April	282	
May	283	
June	283	

QUALITY

	Quantity	Base Number	Contract	AT	Region	England
% of FP17s for the same patient ID Re-attending within 3 months - Children	0	26	0.0%	8.6%	10.6%	11.4%
% of FP17s for the same patient ID Re-attending within 3 months - Adults	0	0	N/A	13.5%	15.2%	15.4%
% of FP17s for the same patient ID Re-attending between 3 & 9 months - Children	7	26	26.9%	61.2%	62.3%	59.8%
% of FP17s for the same patient ID Re-attending between 3 & 9 months - Adults	0	0	N/A	52.3%	53.3%	52.1%
% of FP17s for Band 1 Urgent Courses	0	21	0.0%	10.0%	9.7%	9.2%
% of FP17s Relating to Free Repair or Replacements	0	21	0.0%	0.9%	0.6%	0.7%
% of FP17s Relating to Continuations	0	21	0.0%	0.9%	0.8%	0.8%
% of Patients satisfied with the dentistry they have received	0	0	N/A	94.0%	93.4%	93.4%
% of Patients satisfied with the time they had to wait for an appointment	0	0	N/A	85.7%	86.8%	87.6%

* This is based on patients treated on this contract for their most recent course of treatment.

Figures in italics indicate the base number of FP17s or Patient Questionnaire responses are less than 100. N/A is shown where the base number of responses is less than 10 during the period. % is calculated as Quantity/Base number*100

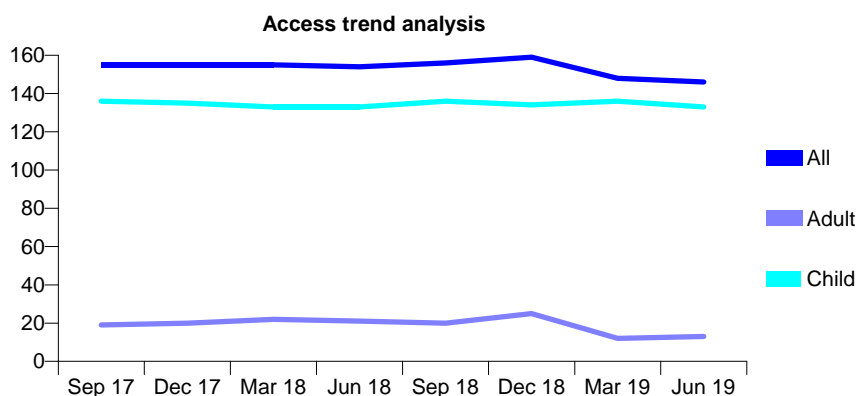
Q66 - Vital Signs At a Glance Contract Report for 322792/0001 - June 2019

Name or company name	Hristo Karakashev
Contract type name	GDS Contract
Purpose of contract	General and Orthodontic
Contract start date	01/04/2006
Contract end date	

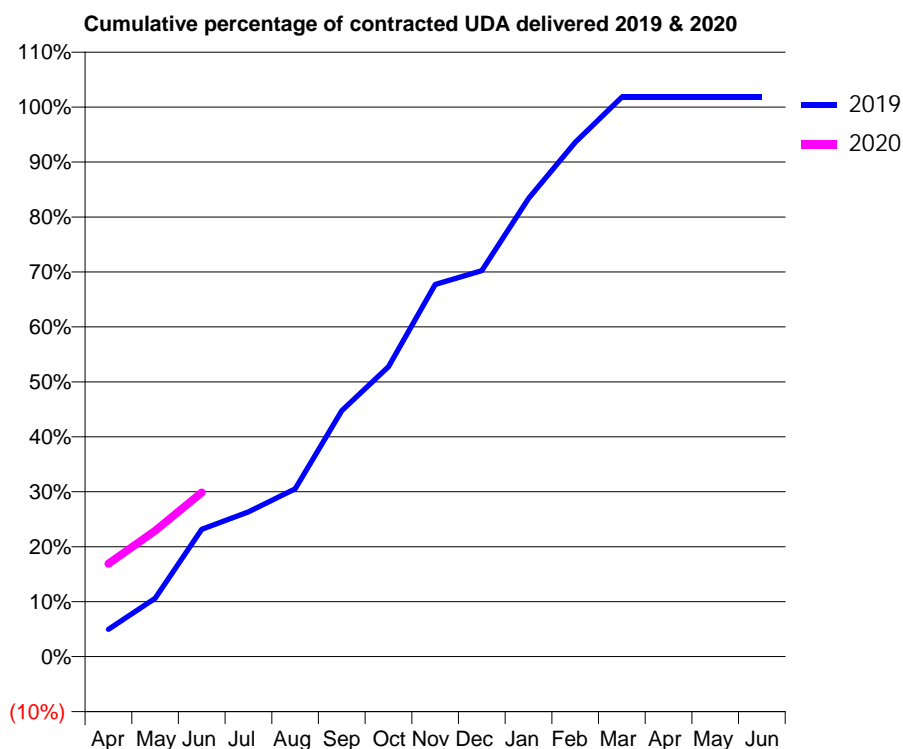
19/20 Contracted general activity (UDA)	290
Carry forward general activity (UDA)	0
19/20 Contracted orthodontic activity (UOA)	0
Carry forward orthodontic activity (UOA)	0
Baseline contract value	£7,176.81

ACCESS*

Patients seen in 24 months	Total	Change since previous quarter
Quarter ending June 2018	154	
Quarter ending September 2018	156	→
Quarter ending December 2018	159	→
Quarter ending March 2019	148	↓
Quarter ending June 2019	146	↓
Variance since June 2018	(5.2%)	↓



ACTIVITY



Month	Adjusted Scheduled Activity (UDA)	
	2019	2020
April	14	49
May	31	66
June	67	87
July	76	
August	89	
September	130	
October	153	
November	196	
December	204	
January	242	
February	271	
March	295	
April	295	
May	295	
June	295	

QUALITY

	Quantity	Base Number	Contract	AT	Region	England
% of FP17s for the same patient ID Re-attending within 3 months - Children	6	58	10.3%	8.6%	10.6%	11.4%
% of FP17s for the same patient ID Re-attending within 3 months - Adults	0	0	N/A	13.5%	15.2%	15.4%
% of FP17s for the same patient ID Re-attending between 3 & 9 months - Children	33	58	56.9%	61.2%	62.3%	59.8%
% of FP17s for the same patient ID Re-attending between 3 & 9 months - Adults	0	0	N/A	52.3%	53.3%	52.1%
% of FP17s for Band 1 Urgent Courses	8	58	13.8%	10.0%	9.7%	9.2%
% of FP17s Relating to Free Repair or Replacements	0	58	0.0%	0.9%	0.6%	0.7%
% of FP17s Relating to Continuations	0	58	0.0%	0.9%	0.8%	0.8%
% of Patients satisfied with the dentistry they have received	0	0	N/A	94.0%	93.4%	93.4%
% of Patients satisfied with the time they had to wait for an appointment	0	0	N/A	85.7%	86.8%	87.6%

* This is based on patients treated on this contract for their most recent course of treatment. Figures in italics indicate the base number of FP17s or Patient Questionnaire responses are less than 100. N/A is shown where the base number of responses is less than 10 during the period. % is calculated as Quantity/Base number*100

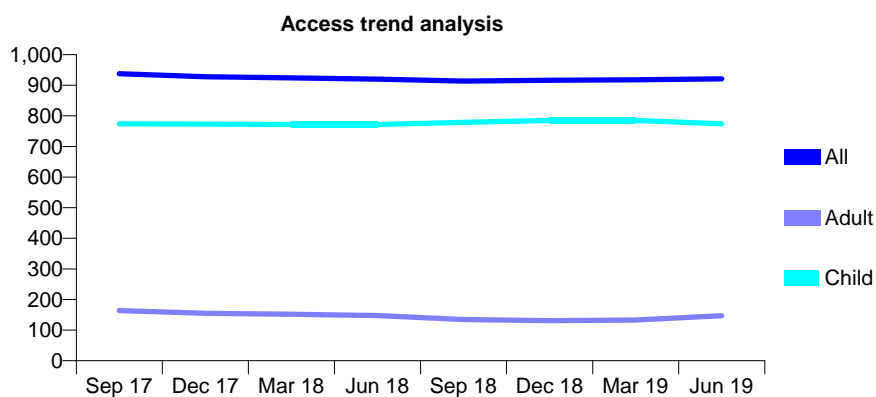
Q66 - Vital Signs At a Glance Contract Report for 324205/0001 - June 2019

Name or company name	MR DK BURGESS
Contract type name	GDS Contract
Purpose of contract	General and Orthodontic
Contract start date	01/04/2006
Contract end date	

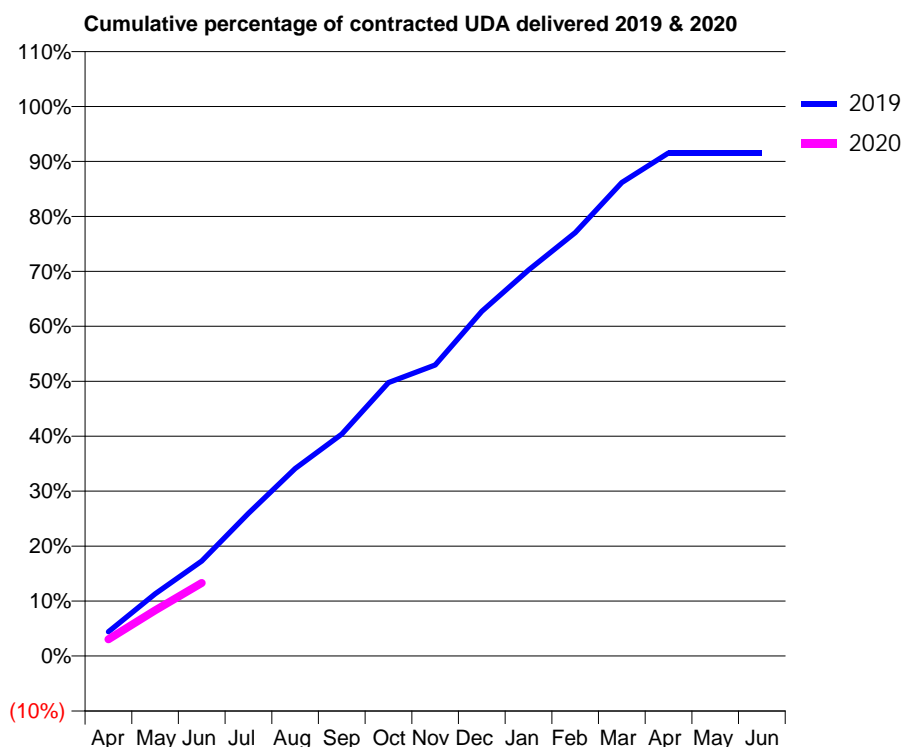
19/20 Contracted general activity (UDA)	2,137
Carry forward general activity (UDA)	0
19/20 Contracted orthodontic activity (UOA)	121
Carry forward orthodontic activity (UOA)	0
Baseline contract value	£61,198.19

ACCESS*

Patients seen in 24 months	Total	Change since previous quarter
Quarter ending June 2018	920	
Quarter ending September 2018	914	→
Quarter ending December 2018	916	→
Quarter ending March 2019	918	→
Quarter ending June 2019	921	→
Variance since June 2018	0.1%	→



ACTIVITY



Month	Adjusted Scheduled Activity (UDA)	
	2019	2020
April	94	65
May	242	177
June	370	284
July	555	
August	729	
September	863	
October	1,063	
November	1,132	
December	1,340	
January	1,501	
February	1,646	
March	1,841	
April	1,956	
May	1,956	
June	1,956	

QUALITY

	Quantity	Base Number	Contract	AT	Region	England
% of FP17s for the same patient ID Re-attending within 3 months - Children	25	282	8.9%	8.6%	10.6%	11.4%
% of FP17s for the same patient ID Re-attending within 3 months - Adults	4	21	19.0%	13.5%	15.2%	15.4%
% of FP17s for the same patient ID Re-attending between 3 & 9 months - Children	186	282	66.0%	61.2%	62.3%	59.8%
% of FP17s for the same patient ID Re-attending between 3 & 9 months - Adults	7	21	33.3%	52.3%	53.3%	52.1%
% of FP17s for Band 1 Urgent Courses	2	193	1.0%	10.0%	9.7%	9.2%
% of FP17s Relating to Free Repair or Replacements	0	193	0.0%	0.9%	0.6%	0.7%
% of FP17s Relating to Continuations	0	193	0.0%	0.9%	0.8%	0.8%
% of Patients satisfied with the dentistry they have received	0	0	N/A	94.0%	93.4%	93.4%
% of Patients satisfied with the time they had to wait for an appointment	0	0	N/A	85.7%	86.8%	87.6%

* This is based on patients treated on this contract for their most recent course of treatment. Figures in italics indicate the base number of FP17s or Patient Questionnaire responses are less than 100. N/A is shown where the base number of responses is less than 10 during the period. % is calculated as Quantity/Base number*100

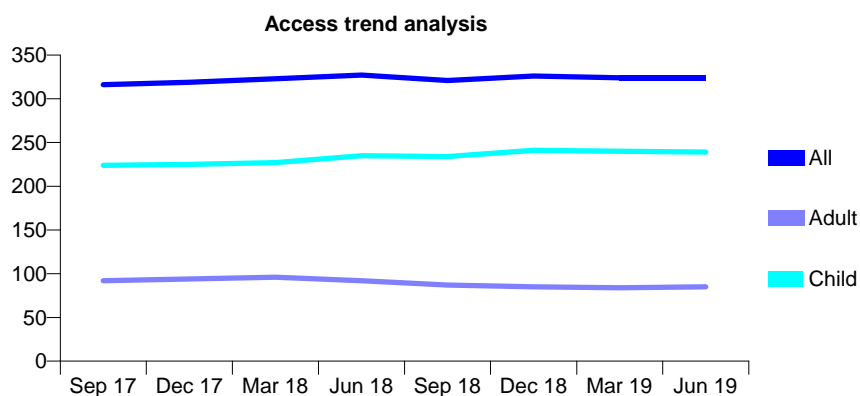
Q66 - Vital Signs At a Glance Contract Report for 329037/0001 - June 2019

Name or company name	MISS EL CHOUROT
Contract type name	GDS Contract
Purpose of contract	General
Contract start date	01/04/2006
Contract end date	

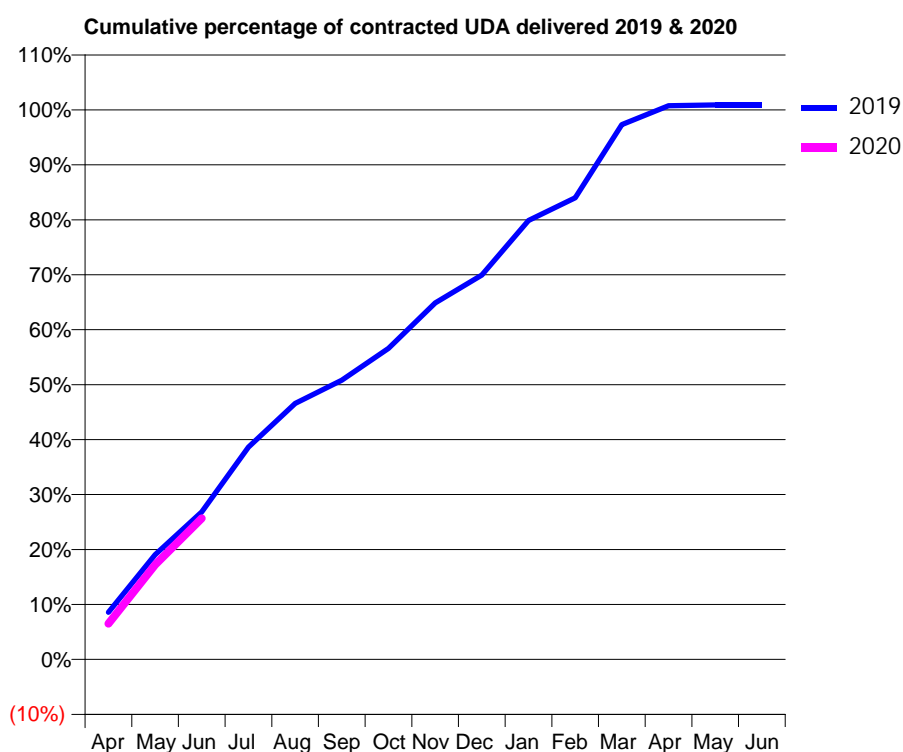
19/20 Contracted general activity (UDA)	700
Carry forward general activity (UDA)	0
19/20 Contracted orthodontic activity (UOA)	0
Carry forward orthodontic activity (UOA)	0
Baseline contract value	£15,910.44

ACCESS*

Patients seen in 24 months	Total	Change since previous quarter
Quarter ending June 2018	327	
Quarter ending September 2018	321	↓
Quarter ending December 2018	326	→
Quarter ending March 2019	324	→
Quarter ending June 2019	324	→
Variance since June 2018	(0.9%)	→



ACTIVITY



Month	Adjusted Scheduled Activity (UDA)	
	2019	2020
April	60	46
May	133	121
June	188	180
July	271	
August	326	
September	356	
October	396	
November	454	
December	489	
January	559	
February	588	
March	681	
April	705	
May	706	
June	706	

QUALITY

	Quantity	Base Number	Contract	AT	Region	England
% of FP17s for the same patient ID Re-attending within 3 months - Children	8	106	7.5%	8.6%	10.6%	11.4%
% of FP17s for the same patient ID Re-attending within 3 months - Adults	2	21	9.5%	13.5%	15.2%	15.4%
% of FP17s for the same patient ID Re-attending between 3 & 9 months - Children	74	106	69.8%	61.2%	62.3%	59.8%
% of FP17s for the same patient ID Re-attending between 3 & 9 months - Adults	6	21	28.6%	52.3%	53.3%	52.1%
% of FP17s for Band 1 Urgent Courses	3	112	2.7%	10.0%	9.7%	9.2%
% of FP17s Relating to Free Repair or Replacements	0	112	0.0%	0.9%	0.6%	0.7%
% of FP17s Relating to Continuations	0	112	0.0%	0.9%	0.8%	0.8%
% of Patients satisfied with the dentistry they have received	0	0	N/A	94.0%	93.4%	93.4%
% of Patients satisfied with the time they had to wait for an appointment	0	0	N/A	85.7%	86.8%	87.6%

* This is based on patients treated on this contract for their most recent course of treatment. Figures in italics indicate the base number of FP17s or Patient Questionnaire responses are less than 100. N/A is shown where the base number of responses is less than 10 during the period. % is calculated as Quantity/Base number*100

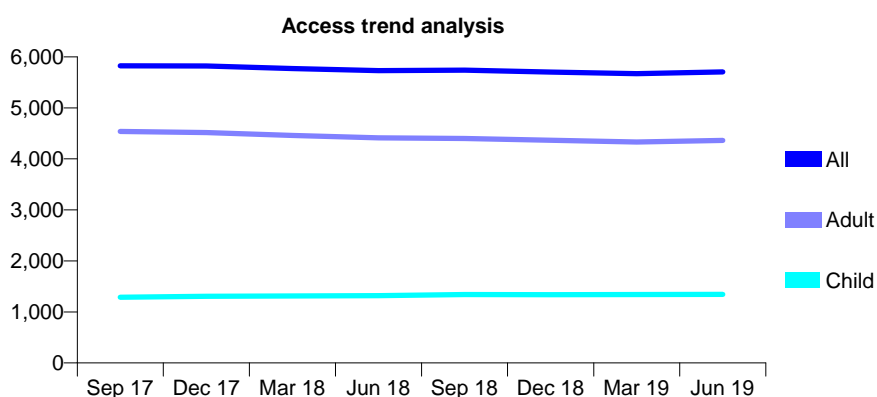
Q66 - Vital Signs At a Glance Contract Report for 331872/0001 - June 2019

Name or company name	MR SC PACE
Contract type name	GDS Contract
Purpose of contract	General
Contract start date	01/04/2006
Contract end date	

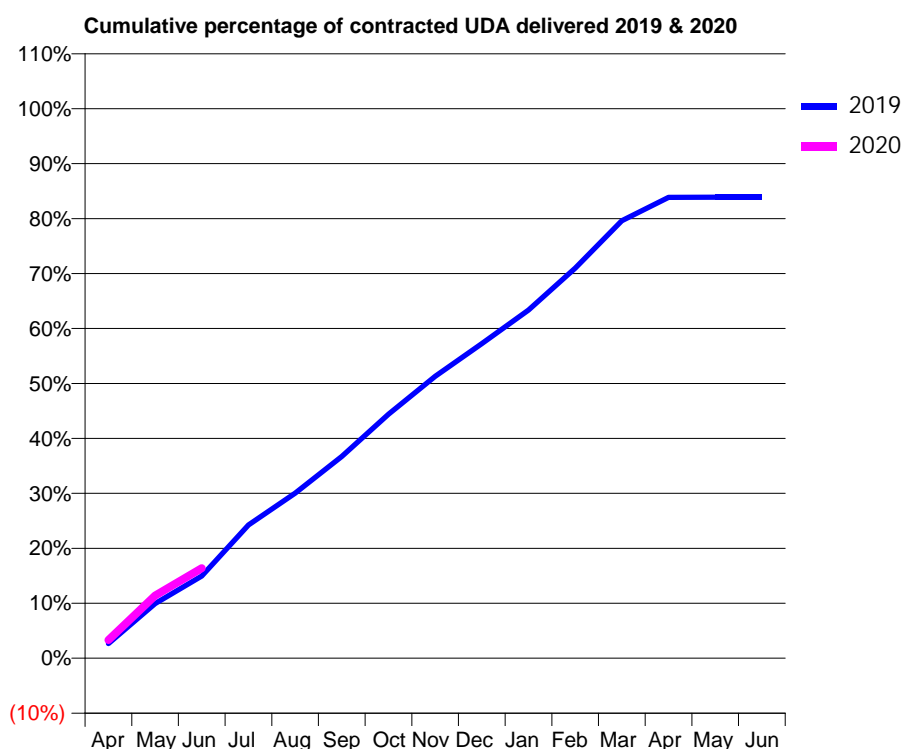
19/20 Contracted general activity (UDA)	17,536
Carry forward general activity (UDA)	0
19/20 Contracted orthodontic activity (UOA)	0
Carry forward orthodontic activity (UOA)	0
Baseline contract value	£470,816.65

ACCESS*

Patients seen in 24 months	Total	Change since previous quarter
Quarter ending June 2018	5,730	
Quarter ending September 2018	5,741	→
Quarter ending December 2018	5,703	→
Quarter ending March 2019	5,673	→
Quarter ending June 2019	5,707	→
Variance since June 2018	(0.4%)	→



ACTIVITY



Month	2019	2020
April	471	581
May	1,741	2,003
June	2,624	2,876
July	4,252	
August	5,265	
September	6,436	
October	7,785	
November	8,992	
December	10,037	
January	11,110	
February	12,450	
March	13,961	
April	14,703	
May	14,709	
June	14,710	

QUALITY

	Quantity	Base Number	Contract	AT	Region	England
% of FP17s for the same patient ID Re-attending within 3 months - Children	33	551	6.0%	8.6%	10.6%	11.4%
% of FP17s for the same patient ID Re-attending within 3 months - Adults	199	1,556	12.8%	13.5%	15.2%	15.4%
% of FP17s for the same patient ID Re-attending between 3 & 9 months - Children	372	551	67.5%	61.2%	62.3%	59.8%
% of FP17s for the same patient ID Re-attending between 3 & 9 months - Adults	928	1,556	59.6%	52.3%	53.3%	52.1%
% of FP17s for Band 1 Urgent Courses	88	1,774	5.0%	10.0%	9.7%	9.2%
% of FP17s Relating to Free Repair or Replacements	36	1,774	2.0%	0.9%	0.6%	0.7%
% of FP17s Relating to Continuations	14	1,774	0.8%	0.9%	0.8%	0.8%
% of Patients satisfied with the dentistry they have received	4	4	N/A	94.0%	93.4%	93.4%
% of Patients satisfied with the time they had to wait for an appointment	4	4	N/A	85.7%	86.8%	87.6%

* This is based on patients treated on this contract for their most recent course of treatment. Figures in italics indicate the base number of FP17s or Patient Questionnaire responses are less than 100. N/A is shown where the base number of responses is less than 10 during the period. % is calculated as Quantity/Base number*100

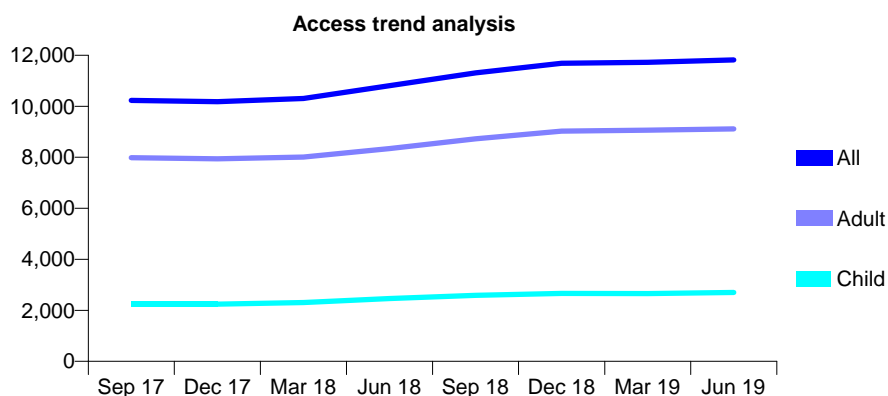
Q66 - Vital Signs At a Glance Contract Report for 331872/0002 - June 2019

Name or company name	MR SC PACE
Contract type name	GDS Contract
Purpose of contract	General
Contract start date	01/04/2006
Contract end date	

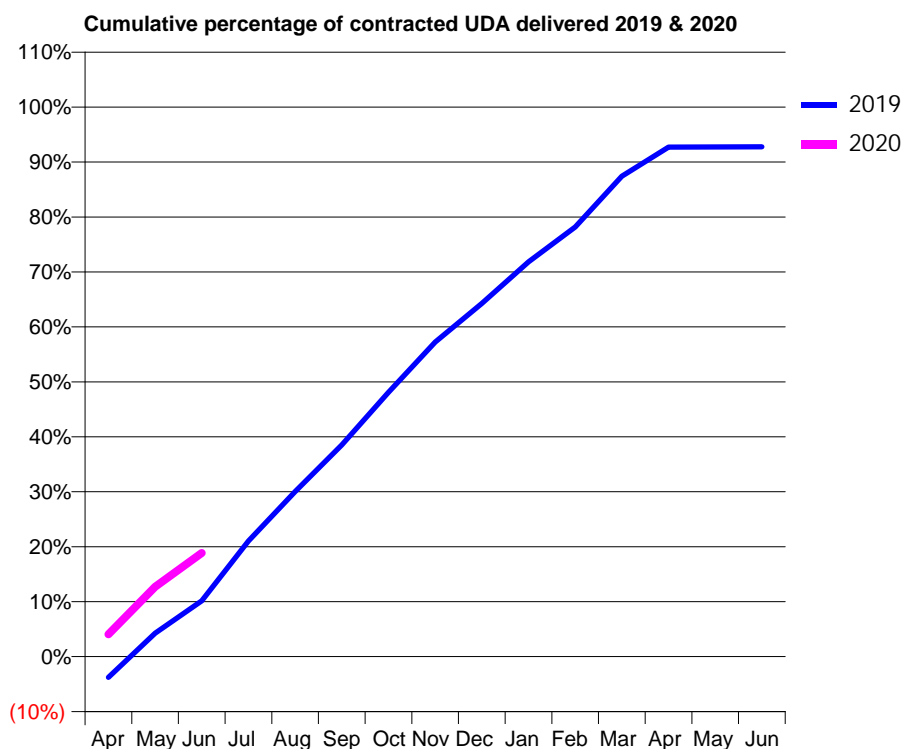
19/20 Contracted general activity (UDA)	37,242
Carry forward general activity (UDA)	0
19/20 Contracted orthodontic activity (UOA)	0
Carry forward orthodontic activity (UOA)	0
Baseline contract value	£1,036,589.89

ACCESS*

Patients seen in 24 months	Total	Change since previous quarter
Quarter ending June 2018	10,810	
Quarter ending September 2018	11,312	↑
Quarter ending December 2018	11,690	↑
Quarter ending March 2019	11,724	→
Quarter ending June 2019	11,819	→
Variance since June 2018	9.3%	↑



ACTIVITY



Month	Adjusted Scheduled Activity (UDA)	
	2019	2020
April	-1,560	1,516
May	1,748	4,733
June	4,179	7,027
July	8,659	
August	12,367	
September	15,852	
October	19,781	
November	23,546	
December	26,427	
January	29,557	
February	32,162	
March	35,954	
April	38,145	
May	38,154	
June	38,168	

QUALITY

	Quantity	Base Number	Contract	AT	Region	England
% of FP17s for the same patient ID Re-attending within 3 months - Children	47	968	4.9%	8.6%	10.6%	11.4%
% of FP17s for the same patient ID Re-attending within 3 months - Adults	405	3,457	11.7%	13.5%	15.2%	15.4%
% of FP17s for the same patient ID Re-attending between 3 & 9 months - Children	701	968	72.4%	61.2%	62.3%	59.8%
% of FP17s for the same patient ID Re-attending between 3 & 9 months - Adults	2,407	3,457	69.6%	52.3%	53.3%	52.1%
% of FP17s for Band 1 Urgent Courses	132	3,671	3.6%	10.0%	9.7%	9.2%
% of FP17s Relating to Free Repair or Replacements	30	3,671	0.8%	0.9%	0.6%	0.7%
% of FP17s Relating to Continuations	7	3,671	0.2%	0.9%	0.8%	0.8%
% of Patients satisfied with the dentistry they have received	9	9	N/A	94.0%	93.4%	93.4%
% of Patients satisfied with the time they had to wait for an appointment	8	9	N/A	85.7%	86.8%	87.6%

* This is based on patients treated on this contract for their most recent course of treatment. Figures in italics indicate the base number of FP17s or Patient Questionnaire responses are less than 100. N/A is shown where the base number of responses is less than 10 during the period. % is calculated as Quantity/Base number*100

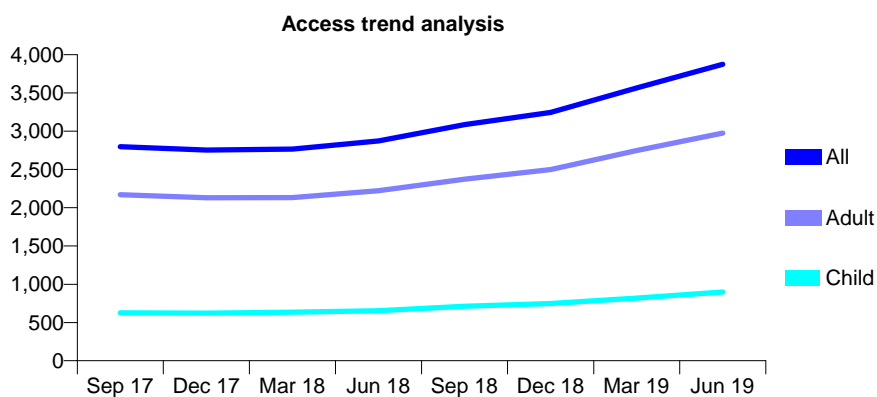
Q66 - Vital Signs At a Glance Contract Report for 331872/0003 - June 2019

Name or company name	MR SC PACE
Contract type name	GDS Contract
Purpose of contract	General
Contract start date	01/11/2012
Contract end date	

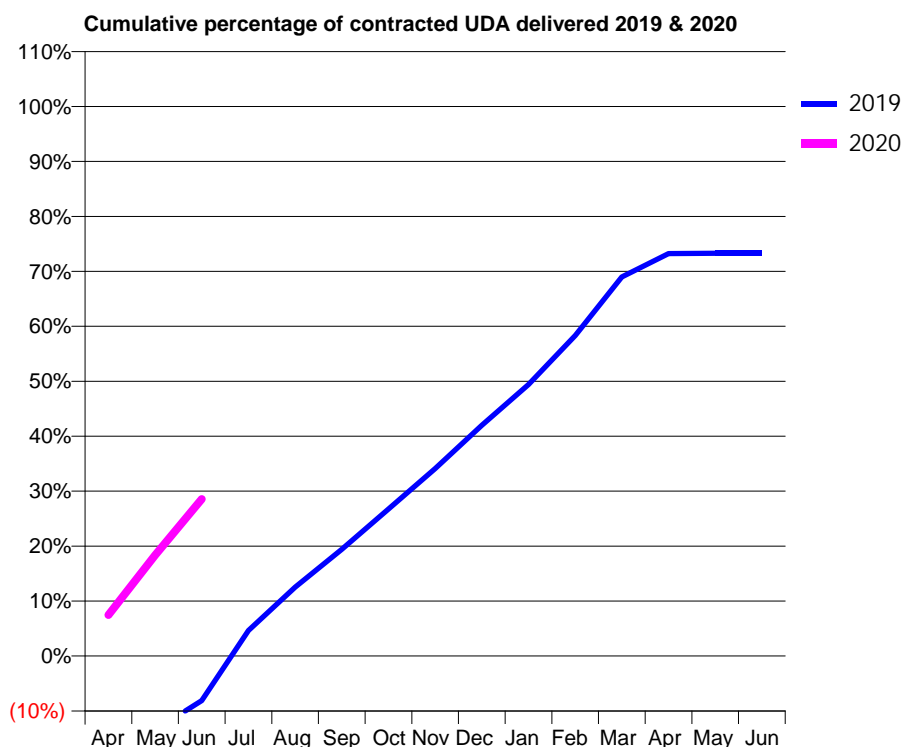
19/20 Contracted general activity (UDA)	9,500
Carry forward general activity (UDA)	0
19/20 Contracted orthodontic activity (UOA)	0
Carry forward orthodontic activity (UOA)	0
Baseline contract value	£262,901.10

ACCESS*

Patients seen in 24 months	Total	Change since previous quarter
Quarter ending June 2018	2,874	
Quarter ending September 2018	3,085	↑
Quarter ending December 2018	3,245	↑
Quarter ending March 2019	3,566	↑
Quarter ending June 2019	3,873	↑
Variance since June 2018	34.8%	↑



ACTIVITY



Month	Adjusted Scheduled Activity (UDA)	
	2019	2020
April	-2,268	711
May	-1,614	1,743
June	-977	2,712
July	557	
August	1,503	
September	2,329	
October	3,209	
November	4,095	
December	5,037	
January	5,927	
February	6,999	
March	8,277	
April	8,788	
May	8,793	
June	8,793	

QUALITY

	Quantity	Base Number	Contract	AT	Region	England
% of FP17s for the same patient ID Re-attending within 3 months - Children	19	335	5.7%	8.6%	10.6%	11.4%
% of FP17s for the same patient ID Re-attending within 3 months - Adults	203	1,207	16.8%	13.5%	15.2%	15.4%
% of FP17s for the same patient ID Re-attending between 3 & 9 months - Children	168	335	50.1%	61.2%	62.3%	59.8%
% of FP17s for the same patient ID Re-attending between 3 & 9 months - Adults	605	1,207	50.1%	52.3%	53.3%	52.1%
% of FP17s for Band 1 Urgent Courses	115	1,338	8.6%	10.0%	9.7%	9.2%
% of FP17s Relating to Free Repair or Replacements	51	1,338	3.8%	0.9%	0.6%	0.7%
% of FP17s Relating to Continuations	9	1,338	0.7%	0.9%	0.8%	0.8%
% of Patients satisfied with the dentistry they have received	5	5	N/A	94.0%	93.4%	93.4%
% of Patients satisfied with the time they had to wait for an appointment	5	5	N/A	85.7%	86.8%	87.6%

* This is based on patients treated on this contract for their most recent course of treatment. Figures in italics indicate the base number of FP17s or Patient Questionnaire responses are less than 100. N/A is shown where the base number of responses is less than 10 during the period. % is calculated as Quantity/Base number*100

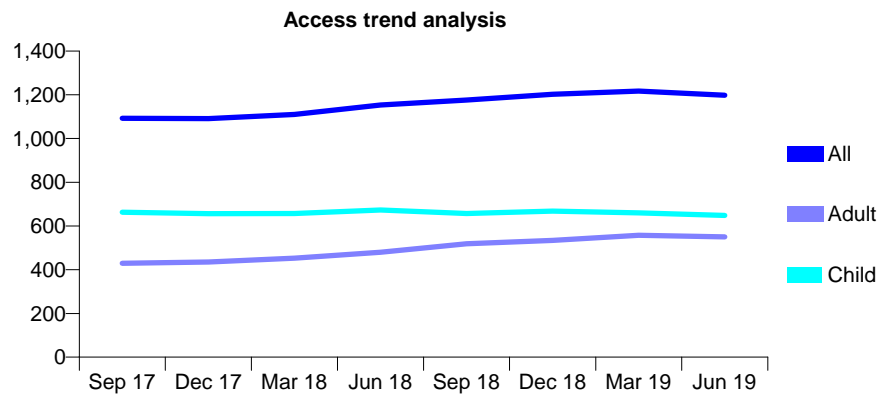
Q66 - Vital Signs At a Glance Contract Report for 335002/0002 - June 2019

Name or company name	MR AZ GITLIN
Contract type name	GDS Contract
Purpose of contract	General
Contract start date	01/04/2006
Contract end date	

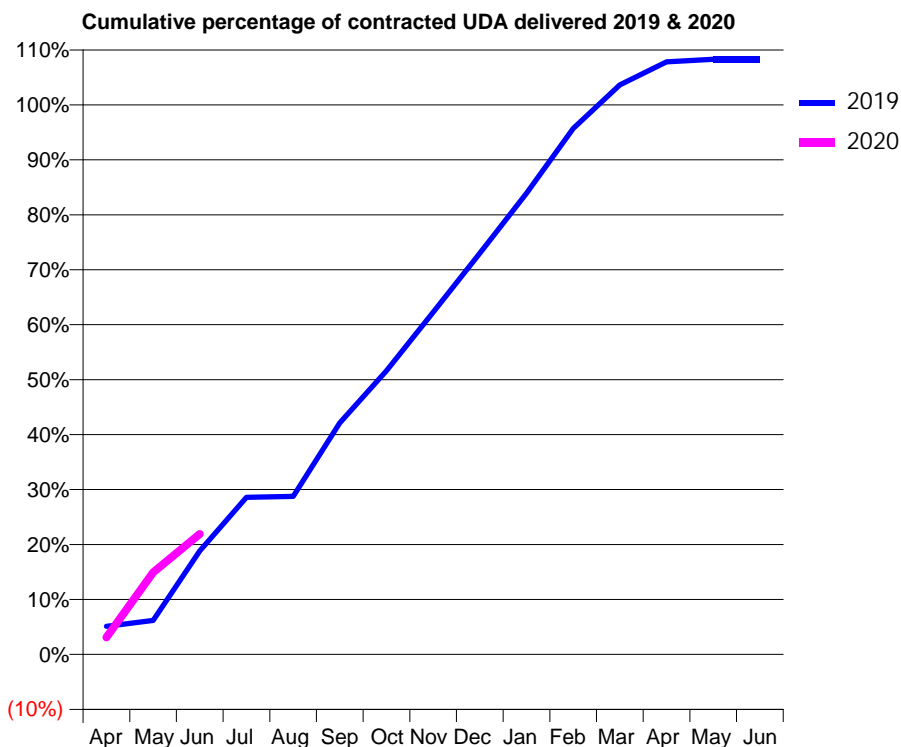
19/20 Contracted general activity (UDA)	2,079
Carry forward general activity (UDA)	0
19/20 Contracted orthodontic activity (UOA)	0
Carry forward orthodontic activity (UOA)	0
Baseline contract value	£49,184.22

ACCESS*

Patients seen in 24 months	Total	Change since previous quarter
Quarter ending June 2018	1,153	
Quarter ending September 2018	1,176	→
Quarter ending December 2018	1,202	↑
Quarter ending March 2019	1,217	→
Quarter ending June 2019	1,198	↓
Variance since June 2018	3.9%	↑



ACTIVITY



Month	Adjusted Scheduled Activity (UDA)	
	2019	2020
April	137	64
May	166	310
June	505	456
July	766	
August	770	
September	1,128	
October	1,383	
November	1,668	
December	1,955	
January	2,248	
February	2,564	
March	2,776	
April	2,889	
May	2,901	
June	2,901	

QUALITY

	Quantity	Base Number	Contract	AT	Region	England
% of FP17s for the same patient ID Re-attending within 3 months - Children	12	195	6.2%	8.6%	10.6%	11.4%
% of FP17s for the same patient ID Re-attending within 3 months - Adults	15	132	11.4%	13.5%	15.2%	15.4%
% of FP17s for the same patient ID Re-attending between 3 & 9 months - Children	108	195	55.4%	61.2%	62.3%	59.8%
% of FP17s for the same patient ID Re-attending between 3 & 9 months - Adults	74	132	56.1%	52.3%	53.3%	52.1%
% of FP17s for Band 1 Urgent Courses	4	264	1.5%	10.0%	9.7%	9.2%
% of FP17s Relating to Free Repair or Replacements	3	264	1.1%	0.9%	0.6%	0.7%
% of FP17s Relating to Continuations	2	264	0.8%	0.9%	0.8%	0.8%
% of Patients satisfied with the dentistry they have received	1	1	N/A	94.0%	93.4%	93.4%
% of Patients satisfied with the time they had to wait for an appointment	1	1	N/A	85.7%	86.8%	87.6%

* This is based on patients treated on this contract for their most recent course of treatment. Figures in italics indicate the base number of FP17s or Patient Questionnaire responses are less than 100. N/A is shown where the base number of responses is less than 10 during the period. % is calculated as Quantity/Base number*100

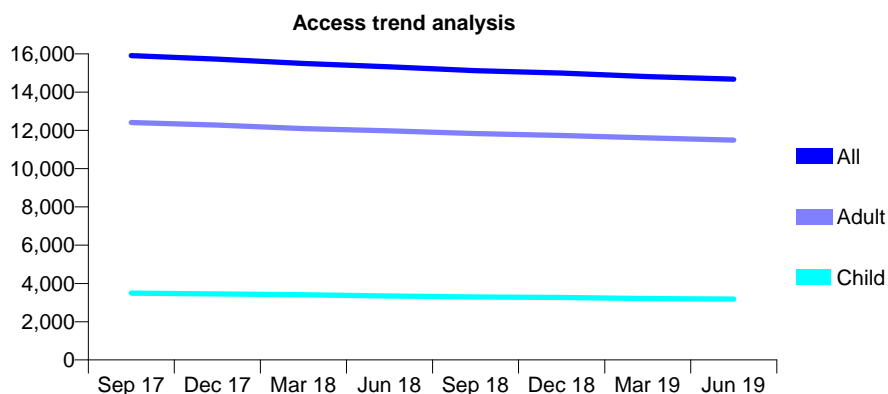
Q66 - Vital Signs At a Glance Contract Report for 335738/0001 - June 2019

Name or company name	MISS SJ YOUNG
Contract type name	GDS Contract
Purpose of contract	General
Contract start date	01/04/2006
Contract end date	

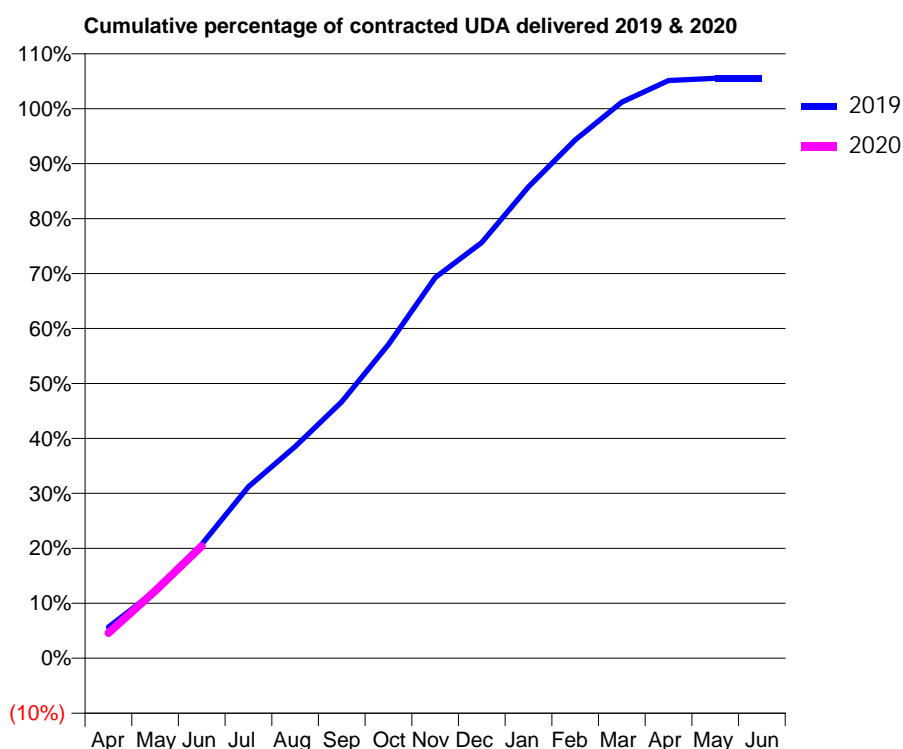
19/20 Contracted general activity (UDA)	28,500
Carry forward general activity (UDA)	0
19/20 Contracted orthodontic activity (UOA)	0
Carry forward orthodontic activity (UOA)	0
Baseline contract value	£740,734.11

ACCESS*

Patients seen in 24 months	Total	Change since previous quarter
Quarter ending June 2018	15,320	
Quarter ending September 2018	15,126	↓
Quarter ending December 2018	14,995	→
Quarter ending March 2019	14,810	↓
Quarter ending June 2019	14,679	→
Variance since June 2018	(4.2%)	↓



ACTIVITY



Adjusted Scheduled Activity (UDA)		
Month	2019	2020
April	1,612	1,308
May	3,485	3,487
June	5,913	5,815
July	8,888	
August	10,979	
September	13,303	
October	16,269	
November	19,741	
December	21,562	
January	24,444	
February	26,877	
March	28,834	
April	29,955	
May	30,076	
June	30,076	

QUALITY

	Quantity	Base Number	Contract	AT	Region	England
% of FP17s for the same patient ID Re-attending within 3 months - Children	68	907	7.5%	8.6%	10.6%	11.4%
% of FP17s for the same patient ID Re-attending within 3 months - Adults	498	3,022	16.5%	13.5%	15.2%	15.4%
% of FP17s for the same patient ID Re-attending between 3 & 9 months - Children	401	907	44.2%	61.2%	62.3%	59.8%
% of FP17s for the same patient ID Re-attending between 3 & 9 months - Adults	1,012	3,022	33.5%	52.3%	53.3%	52.1%
% of FP17s for Band 1 Urgent Courses	478	3,049	15.7%	10.0%	9.7%	9.2%
% of FP17s Relating to Free Repair or Replacements	41	3,049	1.3%	0.9%	0.6%	0.7%
% of FP17s Relating to Continuations	35	3,049	1.1%	0.9%	0.8%	0.8%
% of Patients satisfied with the dentistry they have received	9	9	N/A	94.0%	93.4%	93.4%
% of Patients satisfied with the time they had to wait for an appointment	8	9	N/A	85.7%	86.8%	87.6%

* This is based on patients treated on this contract for their most recent course of treatment.

Figures in italics indicate the base number of FP17s or Patient Questionnaire responses are less than 100. N/A is shown where the base number of responses is less than 10 during the period. % is calculated as Quantity/Base number*100

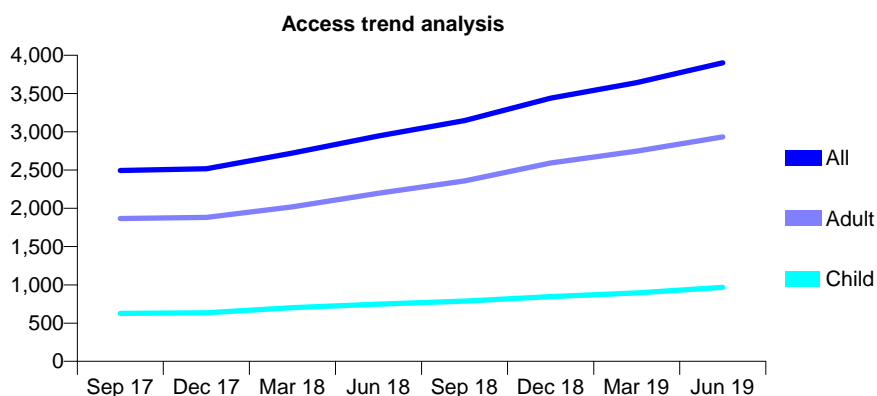
Q66 - Vital Signs At a Glance Contract Report for 337641/0001 - June 2019

Name or company name	MR MI STEWART
Contract type name	GDS Contract
Purpose of contract	General
Contract start date	01/04/2006
Contract end date	

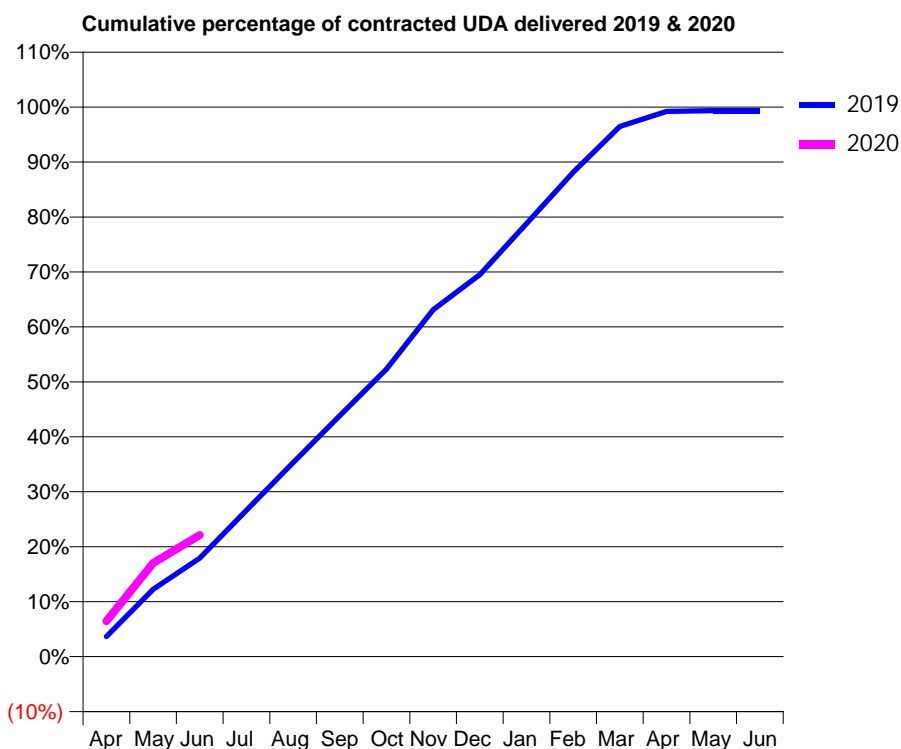
19/20 Contracted general activity (UDA)	7,600
Carry forward general activity (UDA)	0
19/20 Contracted orthodontic activity (UOA)	0
Carry forward orthodontic activity (UOA)	0
Baseline contract value	£196,823.47

ACCESS*

Patients seen in 24 months	Total	Change since previous quarter
Quarter ending June 2018	2,946	
Quarter ending September 2018	3,146	↑
Quarter ending December 2018	3,439	↑
Quarter ending March 2019	3,642	↑
Quarter ending June 2019	3,902	↑
Variance since June 2018	32.5%	↑



ACTIVITY



Month	Adjusted Scheduled Activity (UDA)	
	2019	2020
April	314	491
May	1,053	1,294
June	1,542	1,682
July	2,290	
August	3,037	
September	3,770	
October	4,499	
November	5,429	
December	5,979	
January	6,776	
February	7,578	
March	8,297	
April	8,531	
May	8,542	
June	8,542	

QUALITY

	Quantity	Base Number	Contract	AT	Region	England
% of FP17s for the same patient ID Re-attending within 3 months - Children	30	360	8.3%	8.6%	10.6%	11.4%
% of FP17s for the same patient ID Re-attending within 3 months - Adults	189	1,044	18.1%	13.5%	15.2%	15.4%
% of FP17s for the same patient ID Re-attending between 3 & 9 months - Children	176	360	48.9%	61.2%	62.3%	59.8%
% of FP17s for the same patient ID Re-attending between 3 & 9 months - Adults	470	1,044	45.0%	52.3%	53.3%	52.1%
% of FP17s for Band 1 Urgent Courses	78	845	9.2%	10.0%	9.7%	9.2%
% of FP17s Relating to Free Repair or Replacements	11	845	1.3%	0.9%	0.6%	0.7%
% of FP17s Relating to Continuations	15	845	1.8%	0.9%	0.8%	0.8%
% of Patients satisfied with the dentistry they have received	2	2	N/A	94.0%	93.4%	93.4%
% of Patients satisfied with the time they had to wait for an appointment	1	2	N/A	85.7%	86.8%	87.6%

* This is based on patients treated on this contract for their most recent course of treatment. Figures in italics indicate the base number of FP17s or Patient Questionnaire responses are less than 100. N/A is shown where the base number of responses is less than 10 during the period. % is calculated as Quantity/Base number*100

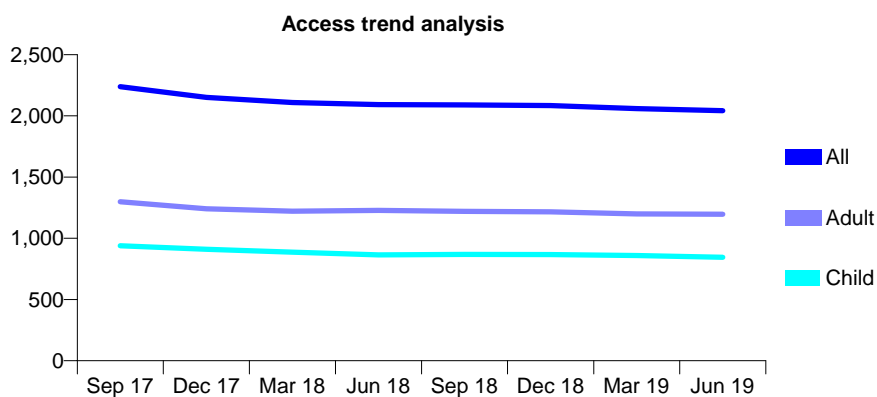
Q66 - Vital Signs At a Glance Contract Report for 340332/0001 - June 2019

Name or company name	MR CJ PRESTON
Contract type name	GDS Contract
Purpose of contract	General
Contract start date	01/05/2006
Contract end date	

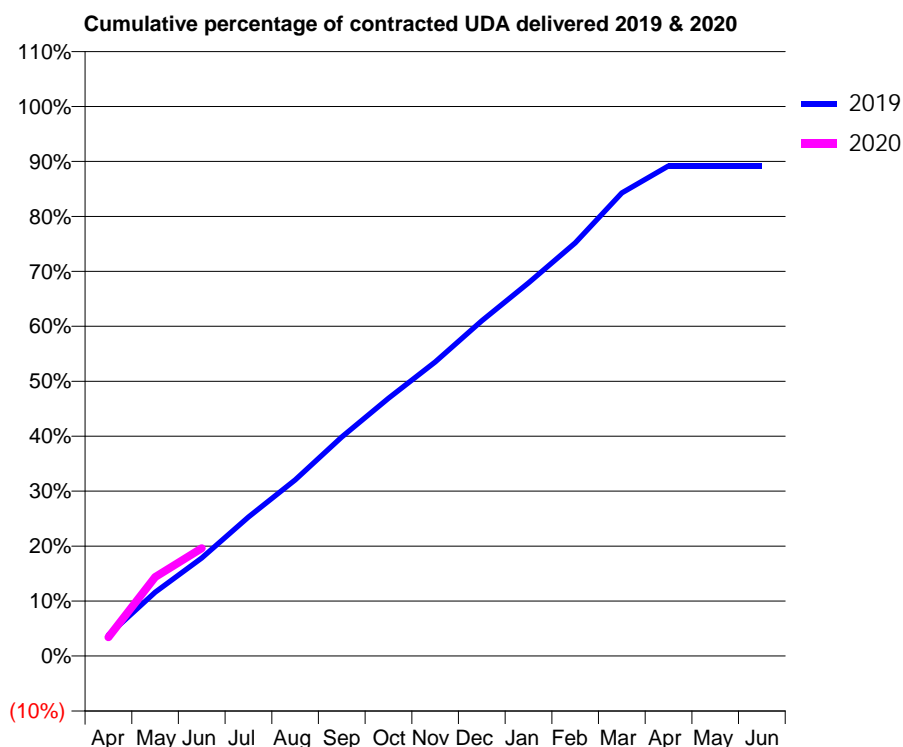
19/20 Contracted general activity (UDA)	2,963
Carry forward general activity (UDA)	0
19/20 Contracted orthodontic activity (UOA)	0
Carry forward orthodontic activity (UOA)	0
Baseline contract value	£86,532.68

ACCESS*

Patients seen in 24 months	Total	Change since previous quarter
Quarter ending June 2018	2,092	
Quarter ending September 2018	2,090	→
Quarter ending December 2018	2,084	→
Quarter ending March 2019	2,059	↓
Quarter ending June 2019	2,042	→
Variance since June 2018	(2.4%)	↓



ACTIVITY



Month	Adjusted Scheduled Activity (UDA)	
	2019	2020
April	114	102
May	344	426
June	529	581
July	749	
August	950	
September	1,181	
October	1,389	
November	1,586	
December	1,808	
January	2,012	
February	2,228	
March	2,497	
April	2,643	
May	2,643	
June	2,643	

QUALITY

	Quantity	Base Number	Contract	AT	Region	England
% of FP17s for the same patient ID Re-attending within 3 months - Children	19	323	5.9%	8.6%	10.6%	11.4%
% of FP17s for the same patient ID Re-attending within 3 months - Adults	60	444	13.5%	13.5%	15.2%	15.4%
% of FP17s for the same patient ID Re-attending between 3 & 9 months - Children	217	323	67.2%	61.2%	62.3%	59.8%
% of FP17s for the same patient ID Re-attending between 3 & 9 months - Adults	253	444	57.0%	52.3%	53.3%	52.1%
% of FP17s for Band 1 Urgent Courses	26	336	7.7%	10.0%	9.7%	9.2%
% of FP17s Relating to Free Repair or Replacements	0	336	0.0%	0.9%	0.6%	0.7%
% of FP17s Relating to Continuations	1	336	0.3%	0.9%	0.8%	0.8%
% of Patients satisfied with the dentistry they have received	1	1	N/A	94.0%	93.4%	93.4%
% of Patients satisfied with the time they had to wait for an appointment	0	1	N/A	85.7%	86.8%	87.6%

* This is based on patients treated on this contract for their most recent course of treatment. Figures in italics indicate the base number of FP17s or Patient Questionnaire responses are less than 100. N/A is shown where the base number of responses is less than 10 during the period. % is calculated as Quantity/Base number*100

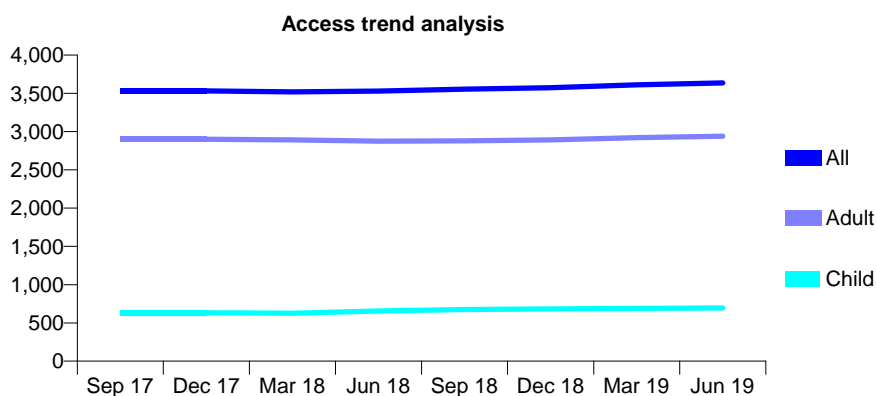
Q66 - Vital Signs At a Glance Contract Report for 354546/0001 - June 2019

Name or company name	MR MA ZARASVAND
Contract type name	GDS Contract
Purpose of contract	General
Contract start date	01/04/2006
Contract end date	

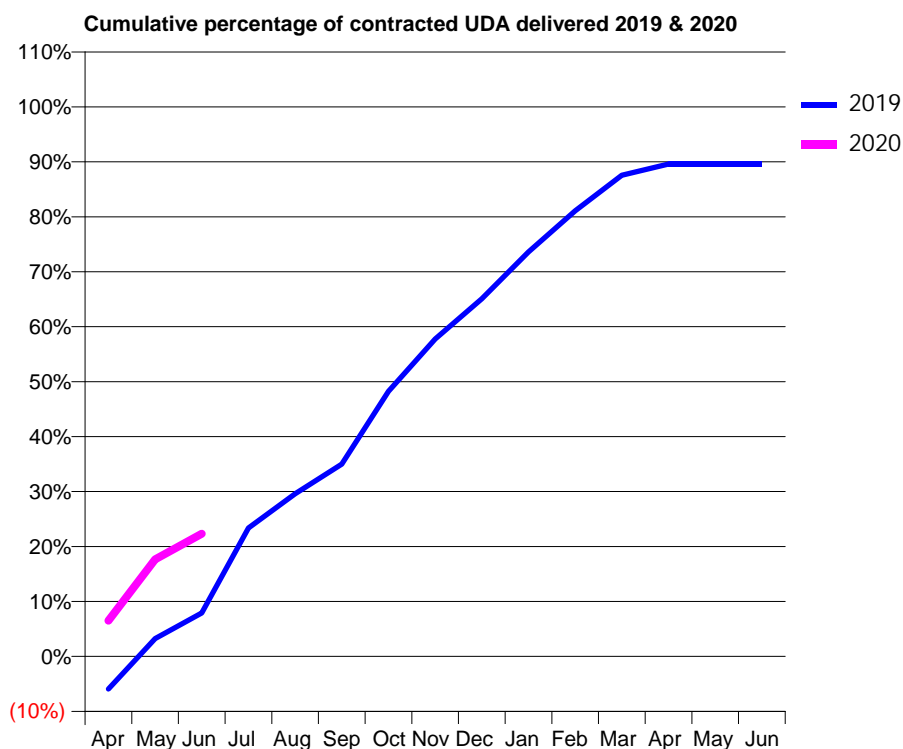
19/20 Contracted general activity (UDA)	9,537
Carry forward general activity (UDA)	0
19/20 Contracted orthodontic activity (UOA)	0
Carry forward orthodontic activity (UOA)	0
Baseline contract value	£222,143.74

ACCESS*

Patients seen in 24 months	Total	Change since previous quarter
Quarter ending June 2018	3,531	
Quarter ending September 2018	3,554	→
Quarter ending December 2018	3,573	→
Quarter ending March 2019	3,610	→
Quarter ending June 2019	3,636	→
Variance since June 2018	3.0%	↑



ACTIVITY



Month	2019	2020
April	-568	621
May	312	1,683
June	755	2,131
July	2,231	
August	2,825	
September	3,336	
October	4,602	
November	5,508	
December	6,206	
January	7,020	
February	7,732	
March	8,348	
April	8,545	
May	8,544	
June	8,544	

QUALITY

	Quantity	Base Number	Contract	AT	Region	England
% of FP17s for the same patient ID Re-attending within 3 months - Children	5	265	1.9%	8.6%	10.6%	11.4%
% of FP17s for the same patient ID Re-attending within 3 months - Adults	37	1,097	3.4%	13.5%	15.2%	15.4%
% of FP17s for the same patient ID Re-attending between 3 & 9 months - Children	173	265	65.3%	61.2%	62.3%	59.8%
% of FP17s for the same patient ID Re-attending between 3 & 9 months - Adults	832	1,097	75.8%	52.3%	53.3%	52.1%
% of FP17s for Band 1 Urgent Courses	30	1,244	2.4%	10.0%	9.7%	9.2%
% of FP17s Relating to Free Repair or Replacements	2	1,244	0.2%	0.9%	0.6%	0.7%
% of FP17s Relating to Continuations	0	1,244	0.0%	0.9%	0.8%	0.8%
% of Patients satisfied with the dentistry they have received	3	4	N/A	94.0%	93.4%	93.4%
% of Patients satisfied with the time they had to wait for an appointment	4	4	N/A	85.7%	86.8%	87.6%

* This is based on patients treated on this contract for their most recent course of treatment. Figures in italics indicate the base number of FP17s or Patient Questionnaire responses are less than 100. N/A is shown where the base number of responses is less than 10 during the period. % is calculated as Quantity/Base number*100

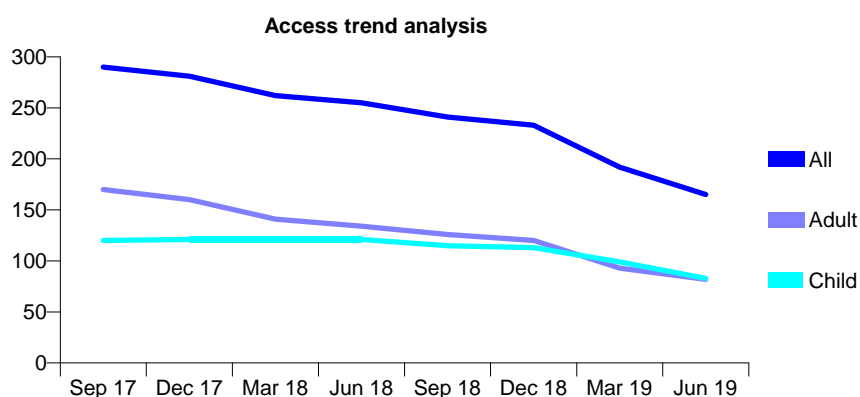
Q66 - Vital Signs At a Glance Contract Report for 367001/0002 - June 2019

Name or company name	Dr Nina Khaira
Contract type name	GDS Contract
Purpose of contract	General
Contract start date	02/06/2008
Contract end date	

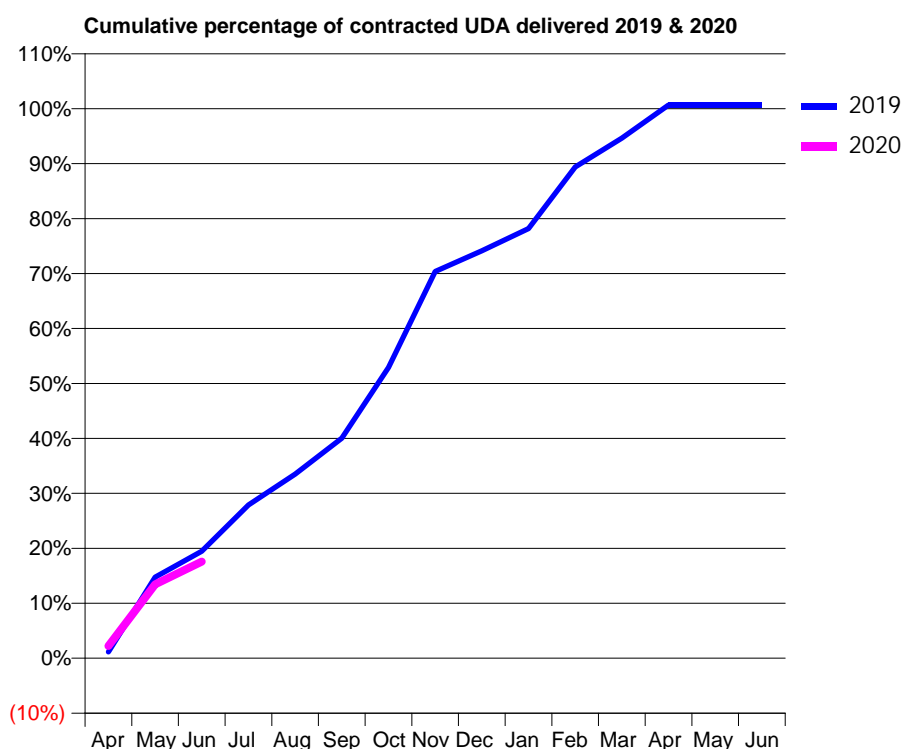
19/20 Contracted general activity (UDA)	535
Carry forward general activity (UDA)	0
19/20 Contracted orthodontic activity (UOA)	0
Carry forward orthodontic activity (UOA)	0
Baseline contract value	£14,177.64

ACCESS*

Patients seen in 24 months	Total	Change since previous quarter
Quarter ending June 2018	255	
Quarter ending September 2018	241	↓
Quarter ending December 2018	233	↓
Quarter ending March 2019	192	↓
Quarter ending June 2019	165	↓
Variance since June 2018	(35.3%)	↓



ACTIVITY



Month	2019	2020
April	6	12
May	79	72
June	104	94
July	149	
August	179	
September	214	
October	283	
November	376	
December	397	
January	418	
February	478	
March	506	
April	538	
May	538	
June	538	

QUALITY

	Quantity	Base Number	Contract	AT	Region	England
% of FP17s for the same patient ID Re-attending within 3 months - Children	3	21	14.3%	8.6%	10.6%	11.4%
% of FP17s for the same patient ID Re-attending within 3 months - Adults	11	26	42.3%	13.5%	15.2%	15.4%
% of FP17s for the same patient ID Re-attending between 3 & 9 months - Children	14	21	66.7%	61.2%	62.3%	59.8%
% of FP17s for the same patient ID Re-attending between 3 & 9 months - Adults	10	26	38.5%	52.3%	53.3%	52.1%
% of FP17s for Band 1 Urgent Courses	0	38	0.0%	10.0%	9.7%	9.2%
% of FP17s Relating to Free Repair or Replacements	2	38	5.3%	0.9%	0.6%	0.7%
% of FP17s Relating to Continuations	0	38	0.0%	0.9%	0.8%	0.8%
% of Patients satisfied with the dentistry they have received	1	1	N/A	94.0%	93.4%	93.4%
% of Patients satisfied with the time they had to wait for an appointment	1	1	N/A	85.7%	86.8%	87.6%

* This is based on patients treated on this contract for their most recent course of treatment.

Figures in italics indicate the base number of FP17s or Patient Questionnaire responses are less than 100. N/A is shown where the base number of responses is less than 10 during the period. % is calculated as Quantity/Base number*100

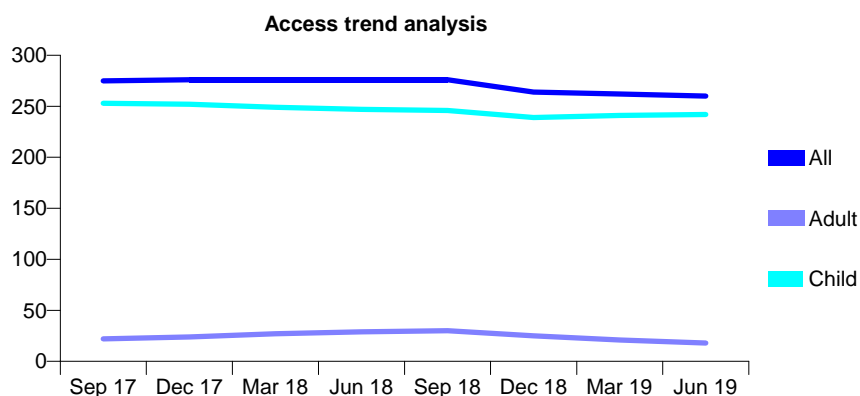
Q66 - Vital Signs At a Glance Contract Report for 560367/0001 - June 2019

Name or company name	Park Crescent Dental Practice
Contract type name	GDS Contract
Purpose of contract	General
Contract start date	01/04/2006
Contract end date	

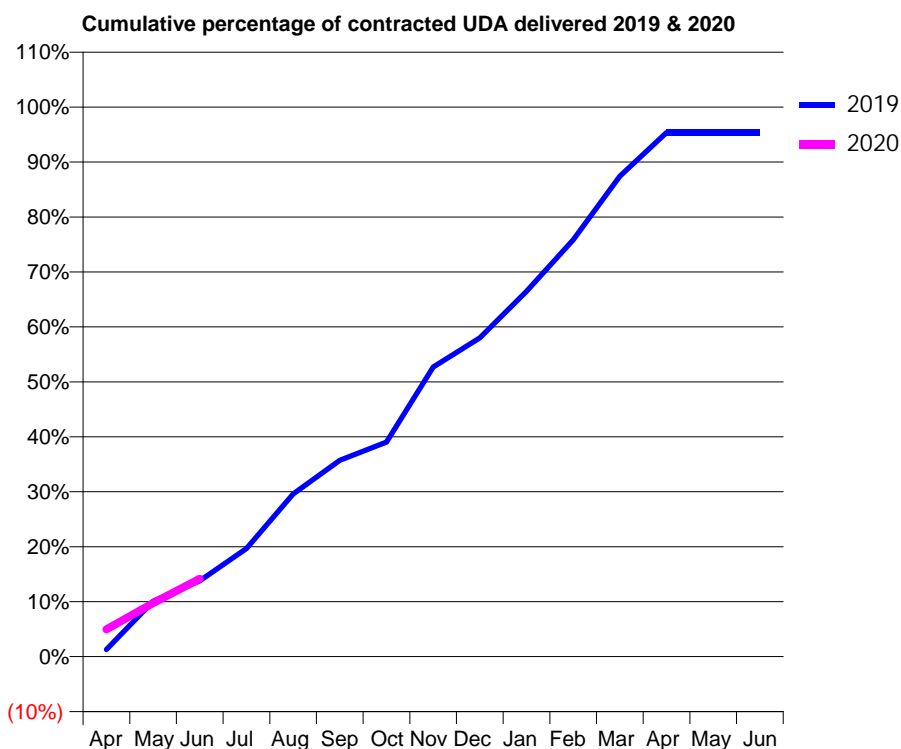
19/20 Contracted general activity (UDA)	544
Carry forward general activity (UDA)	0
19/20 Contracted orthodontic activity (UOA)	0
Carry forward orthodontic activity (UOA)	0
Baseline contract value	£10,729.62

ACCESS*

Patients seen in 24 months	Total	Change since previous quarter
Quarter ending June 2018	276	
Quarter ending September 2018	276	→
Quarter ending December 2018	264	↓
Quarter ending March 2019	262	→
Quarter ending June 2019	260	→
Variance since June 2018	(5.8%)	↓



ACTIVITY



Month	Adjusted Scheduled Activity (UDA)	
	2019	2020
April	7	27
May	55	53
June	75	77
July	107	
August	161	
September	194	
October	212	
November	287	
December	316	
January	362	
February	413	
March	476	
April	519	
May	519	
June	519	

QUALITY

	Quantity	Base Number	Contract	AT	Region	England
% of FP17s for the same patient ID Re-attending within 3 months - Children	8	80	10.0%	8.6%	10.6%	11.4%
% of FP17s for the same patient ID Re-attending within 3 months - Adults	0	0	N/A	13.5%	15.2%	15.4%
% of FP17s for the same patient ID Re-attending between 3 & 9 months - Children	55	80	68.8%	61.2%	62.3%	59.8%
% of FP17s for the same patient ID Re-attending between 3 & 9 months - Adults	0	0	N/A	52.3%	53.3%	52.1%
% of FP17s for Band 1 Urgent Courses	0	65	0.0%	10.0%	9.7%	9.2%
% of FP17s Relating to Free Repair or Replacements	0	65	0.0%	0.9%	0.6%	0.7%
% of FP17s Relating to Continuations	0	65	0.0%	0.9%	0.8%	0.8%
% of Patients satisfied with the dentistry they have received	0	0	N/A	94.0%	93.4%	93.4%
% of Patients satisfied with the time they had to wait for an appointment	0	0	N/A	85.7%	86.8%	87.6%

* This is based on patients treated on this contract for their most recent course of treatment. Figures in italics indicate the base number of FP17s or Patient Questionnaire responses are less than 100. N/A is shown where the base number of responses is less than 10 during the period. % is calculated as Quantity/Base number*100

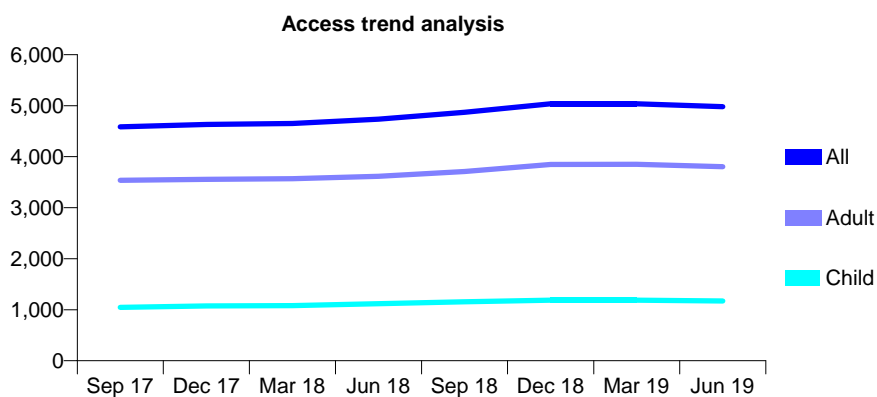
Q66 - Vital Signs At a Glance Contract Report for 565148/0001 - June 2019

Name or company name	MR PM PROSSER
Contract type name	GDS Contract
Purpose of contract	General
Contract start date	01/04/2006
Contract end date	

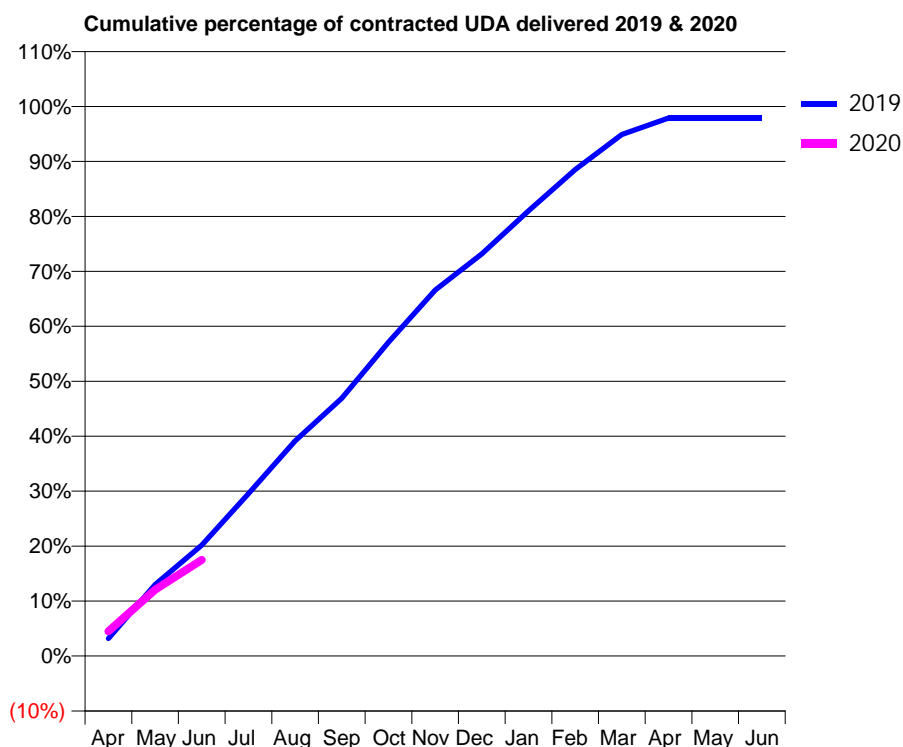
19/20 Contracted general activity (UDA)	13,362
Carry forward general activity (UDA)	0
19/20 Contracted orthodontic activity (UOA)	0
Carry forward orthodontic activity (UOA)	0
Baseline contract value	£358,750.68

ACCESS*

Patients seen in 24 months	Total	Change since previous quarter
Quarter ending June 2018	4,736	
Quarter ending September 2018	4,870	↑
Quarter ending December 2018	5,036	↑
Quarter ending March 2019	5,037	→
Quarter ending June 2019	4,979	↓
Variance since June 2018	5.1%	↑



ACTIVITY



Month	Adjusted Scheduled Activity (UDA)	
	2019	2020
April	523	602
May	2,128	1,612
June	3,303	2,336
July	4,834	
August	6,405	
September	7,673	
October	9,341	
November	10,898	
December	11,975	
January	13,252	
February	14,482	
March	15,527	
April	16,017	
May	16,018	
June	16,018	

QUALITY

	Quantity	Base Number	Contract	AT	Region	England
% of FP17s for the same patient ID Re-attending within 3 months - Children	24	328	7.3%	8.6%	10.6%	11.4%
% of FP17s for the same patient ID Re-attending within 3 months - Adults	185	1,049	17.6%	13.5%	15.2%	15.4%
% of FP17s for the same patient ID Re-attending between 3 & 9 months - Children	232	328	70.7%	61.2%	62.3%	59.8%
% of FP17s for the same patient ID Re-attending between 3 & 9 months - Adults	669	1,049	63.8%	52.3%	53.3%	52.1%
% of FP17s for Band 1 Urgent Courses	109	1,196	9.1%	10.0%	9.7%	9.2%
% of FP17s Relating to Free Repair or Replacements	26	1,196	2.2%	0.9%	0.6%	0.7%
% of FP17s Relating to Continuations	28	1,196	2.3%	0.9%	0.8%	0.8%
% of Patients satisfied with the dentistry they have received	6	6	N/A	94.0%	93.4%	93.4%
% of Patients satisfied with the time they had to wait for an appointment	5	6	N/A	85.7%	86.8%	87.6%

* This is based on patients treated on this contract for their most recent course of treatment. Figures in italics indicate the base number of FP17s or Patient Questionnaire responses are less than 100. N/A is shown where the base number of responses is less than 10 during the period. % is calculated as Quantity/Base number*100

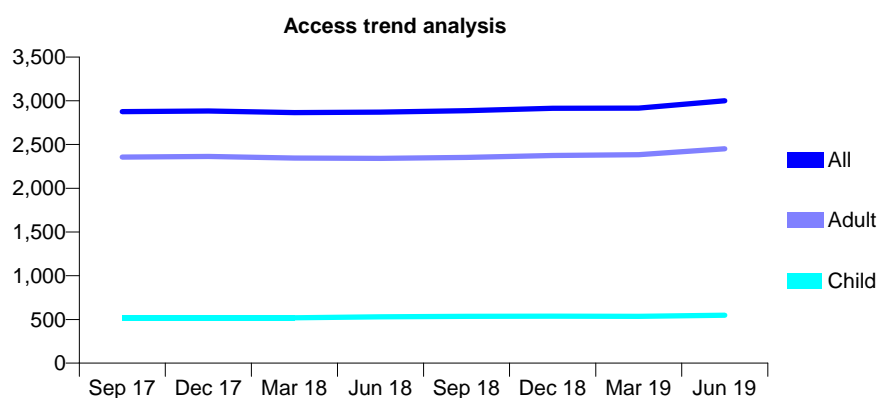
Q66 - Vital Signs At a Glance Contract Report for 566837/0001 - June 2019

Name or company name	MR K MCGAREY
Contract type name	GDS Contract
Purpose of contract	General
Contract start date	01/04/2006
Contract end date	

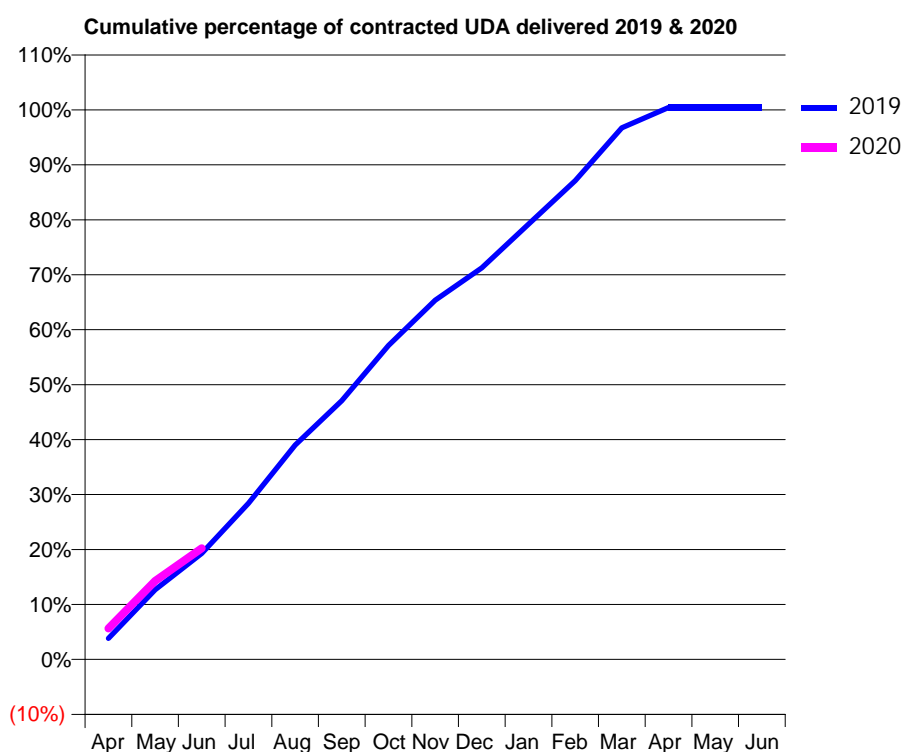
19/20 Contracted general activity (UDA)	10,175
Carry forward general activity (UDA)	0
19/20 Contracted orthodontic activity (UOA)	0
Carry forward orthodontic activity (UOA)	0
Baseline contract value	£246,533.58

ACCESS*

Patients seen in 24 months	Total	Change since previous quarter
Quarter ending June 2018	2,871	
Quarter ending September 2018	2,887	→
Quarter ending December 2018	2,914	→
Quarter ending March 2019	2,917	→
Quarter ending June 2019	3,000	↑
Variance since June 2018	4.5%	↑



ACTIVITY



Month	Adjusted Scheduled Activity (UDA)	
	2019	2020
April	389	575
May	1,290	1,453
June	1,965	2,059
July	2,891	
August	3,968	
September	4,791	
October	5,811	
November	6,651	
December	7,251	
January	8,058	
February	8,864	
March	9,840	
April	10,218	
May	10,218	
June	10,218	

QUALITY

	Quantity	Base Number	Contract	AT	Region	England
% of FP17s for the same patient ID Re-attending within 3 months - Children	28	237	11.8%	8.6%	10.6%	11.4%
% of FP17s for the same patient ID Re-attending within 3 months - Adults	141	966	14.6%	13.5%	15.2%	15.4%
% of FP17s for the same patient ID Re-attending between 3 & 9 months - Children	132	237	55.7%	61.2%	62.3%	59.8%
% of FP17s for the same patient ID Re-attending between 3 & 9 months - Adults	577	966	59.7%	52.3%	53.3%	52.1%
% of FP17s for Band 1 Urgent Courses	99	1,031	9.6%	10.0%	9.7%	9.2%
% of FP17s Relating to Free Repair or Replacements	26	1,031	2.5%	0.9%	0.6%	0.7%
% of FP17s Relating to Continuations	25	1,031	2.4%	0.9%	0.8%	0.8%
% of Patients satisfied with the dentistry they have received	1	1	N/A	94.0%	93.4%	93.4%
% of Patients satisfied with the time they had to wait for an appointment	1	1	N/A	85.7%	86.8%	87.6%

* This is based on patients treated on this contract for their most recent course of treatment. Figures in italics indicate the base number of FP17s or Patient Questionnaire responses are less than 100. N/A is shown where the base number of responses is less than 10 during the period. % is calculated as Quantity/Base number*100

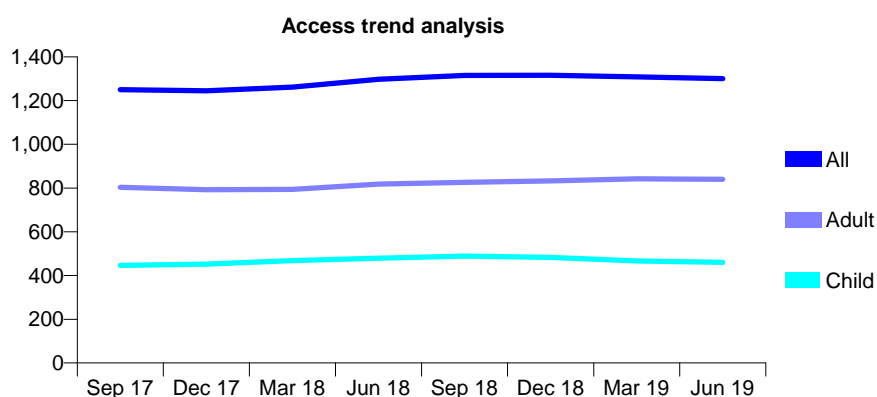
Q66 - Vital Signs At a Glance Contract Report for 632252/0002 - June 2019

Name or company name	MR R MACRAE
Contract type name	GDS Contract
Purpose of contract	General
Contract start date	01/04/2006
Contract end date	

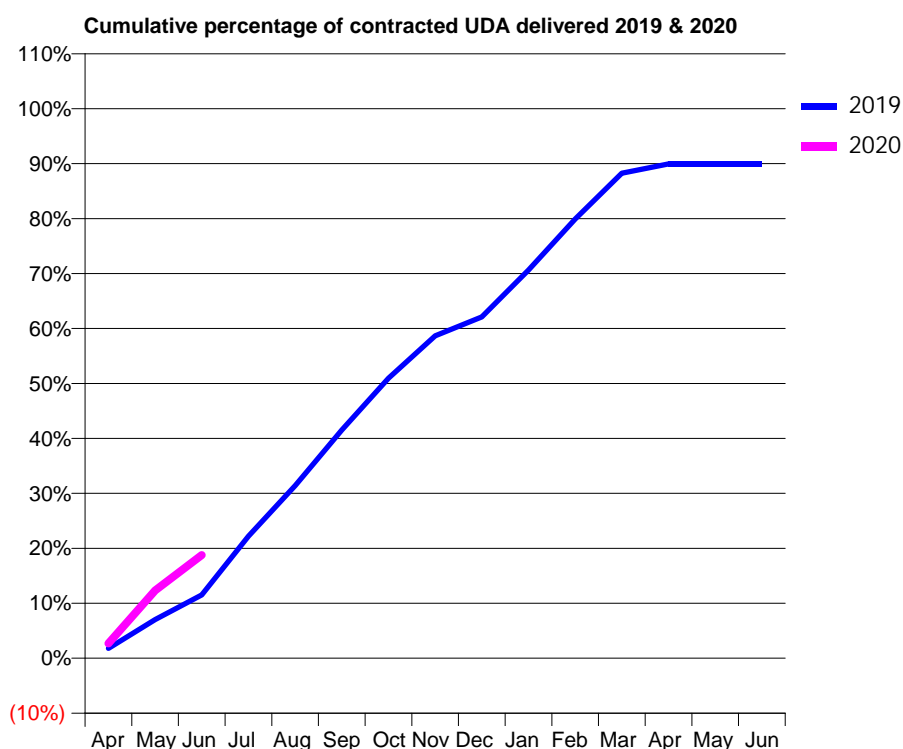
19/20 Contracted general activity (UDA)	1,000
Carry forward general activity (UDA)	0
19/20 Contracted orthodontic activity (UOA)	0
Carry forward orthodontic activity (UOA)	0
Baseline contract value	£22,156.61

ACCESS*

Patients seen in 24 months	Total	Change since previous quarter
Quarter ending June 2018	1,297	
Quarter ending September 2018	1,315	→
Quarter ending December 2018	1,316	→
Quarter ending March 2019	1,309	→
Quarter ending June 2019	1,300	→
Variance since June 2018	0.2%	→



ACTIVITY



Adjusted Scheduled Activity (UDA)		
Month	2019	2020
April	18	27
May	70	123
June	115	188
July	222	
August	314	
September	415	
October	510	
November	587	
December	621	
January	706	
February	799	
March	882	
April	899	
May	899	
June	899	

QUALITY

	Quantity	Base Number	Contract	AT	Region	England
% of FP17s for the same patient ID Re-attending within 3 months - Children	14	154	9.1%	8.6%	10.6%	11.4%
% of FP17s for the same patient ID Re-attending within 3 months - Adults	42	287	14.6%	13.5%	15.2%	15.4%
% of FP17s for the same patient ID Re-attending between 3 & 9 months - Children	107	154	69.5%	61.2%	62.3%	59.8%
% of FP17s for the same patient ID Re-attending between 3 & 9 months - Adults	188	287	65.5%	52.3%	53.3%	52.1%
% of FP17s for Band 1 Urgent Courses	3	120	2.5%	10.0%	9.7%	9.2%
% of FP17s Relating to Free Repair or Replacements	1	120	0.8%	0.9%	0.6%	0.7%
% of FP17s Relating to Continuations	1	120	0.8%	0.9%	0.8%	0.8%
% of Patients satisfied with the dentistry they have received	0	0	N/A	94.0%	93.4%	93.4%
% of Patients satisfied with the time they had to wait for an appointment	0	0	N/A	85.7%	86.8%	87.6%

* This is based on patients treated on this contract for their most recent course of treatment.

Figures in italics indicate the base number of FP17s or Patient Questionnaire responses are less than 100. N/A is shown where the base number of responses is less than 10 during the period. % is calculated as Quantity/Base number*100

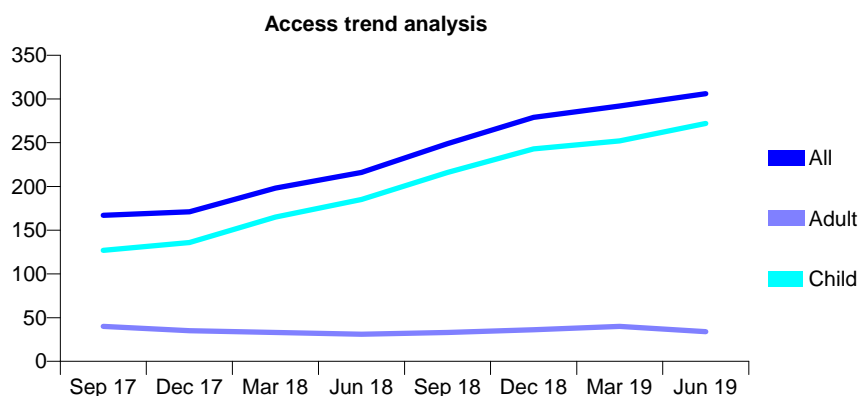
Q66 - Vital Signs At a Glance Contract Report for 636185/0001 - June 2019

Name or company name	Natalie Francesca Elliott
Contract type name	GDS Contract
Purpose of contract	General
Contract start date	01/04/2006
Contract end date	

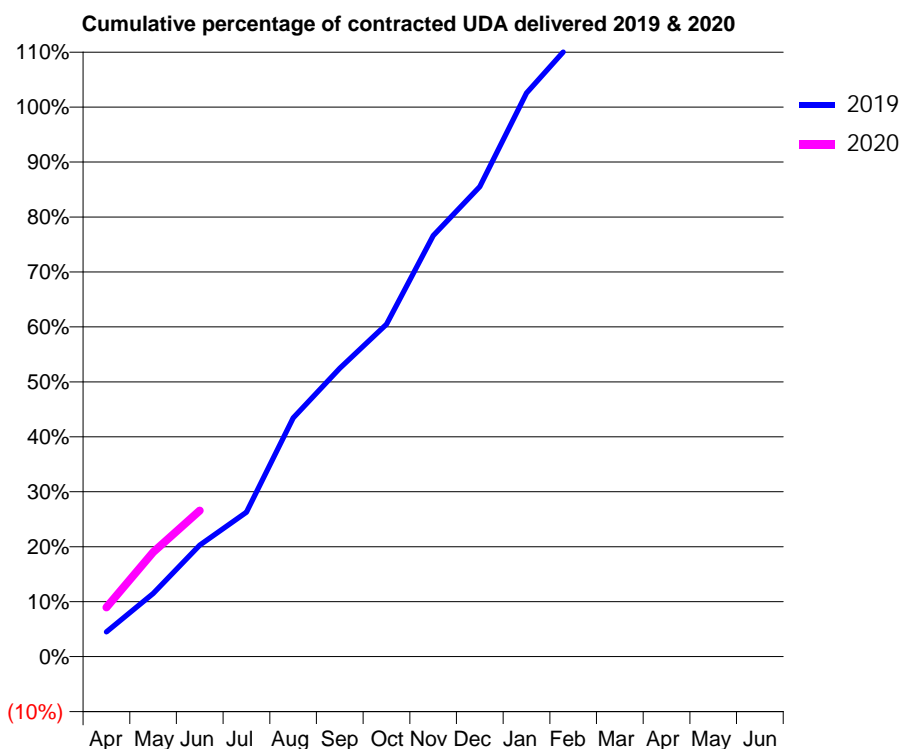
19/20 Contracted general activity (UDA)	450
Carry forward general activity (UDA)	0
19/20 Contracted orthodontic activity (UOA)	0
Carry forward orthodontic activity (UOA)	0
Baseline contract value	£10,557.88

ACCESS*

Patients seen in 24 months	Total	Change since previous quarter
Quarter ending June 2018	216	
Quarter ending September 2018	249	↑
Quarter ending December 2018	279	↑
Quarter ending March 2019	292	↑
Quarter ending June 2019	306	↑
Variance since June 2018	41.7%	↑



ACTIVITY



Month	Adjusted Scheduled Activity (UDA)	
	2019	2020
April	18	40
May	46	86
June	81	120
July	105	
August	174	
September	210	
October	242	
November	306	
December	342	
January	410	
February	448	
March	488	
April	505	
May	505	
June	505	

QUALITY

	Quantity	Base Number	Contract	AT	Region	England
% of FP17s for the same patient ID Re-attending within 3 months - Children	10	112	8.9%	8.6%	10.6%	11.4%
% of FP17s for the same patient ID Re-attending within 3 months - Adults	0	7	0.0%	13.5%	15.2%	15.4%
% of FP17s for the same patient ID Re-attending between 3 & 9 months - Children	68	112	60.7%	61.2%	62.3%	59.8%
% of FP17s for the same patient ID Re-attending between 3 & 9 months - Adults	2	7	28.6%	52.3%	53.3%	52.1%
% of FP17s for Band 1 Urgent Courses	3	103	2.9%	10.0%	9.7%	9.2%
% of FP17s Relating to Free Repair or Replacements	0	103	0.0%	0.9%	0.6%	0.7%
% of FP17s Relating to Continuations	0	103	0.0%	0.9%	0.8%	0.8%
% of Patients satisfied with the dentistry they have received	0	0	N/A	94.0%	93.4%	93.4%
% of Patients satisfied with the time they had to wait for an appointment	0	0	N/A	85.7%	86.8%	87.6%

* This is based on patients treated on this contract for their most recent course of treatment. Figures in italics indicate the base number of FP17s or Patient Questionnaire responses are less than 100. N/A is shown where the base number of responses is less than 10 during the period. % is calculated as Quantity/Base number*100

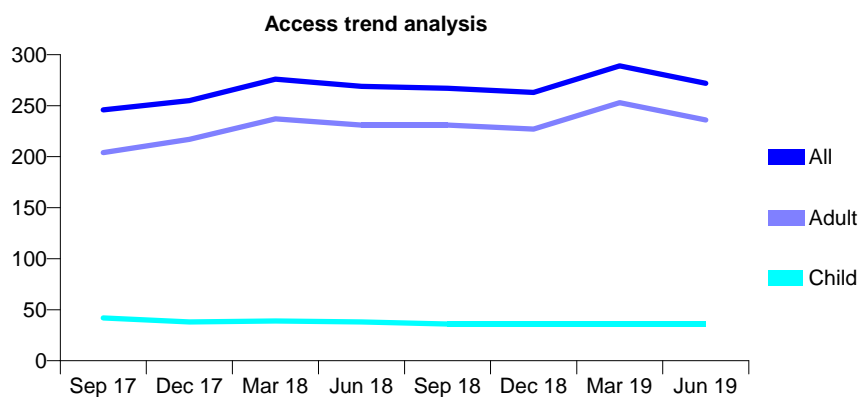
Q66 - Vital Signs At a Glance Contract Report for 641308/0002 - June 2019

Name or company name	Dr John Choape and Dr Gerald Mills
Contract type name	GDS Contract
Purpose of contract	General
Contract start date	01/04/2006
Contract end date	

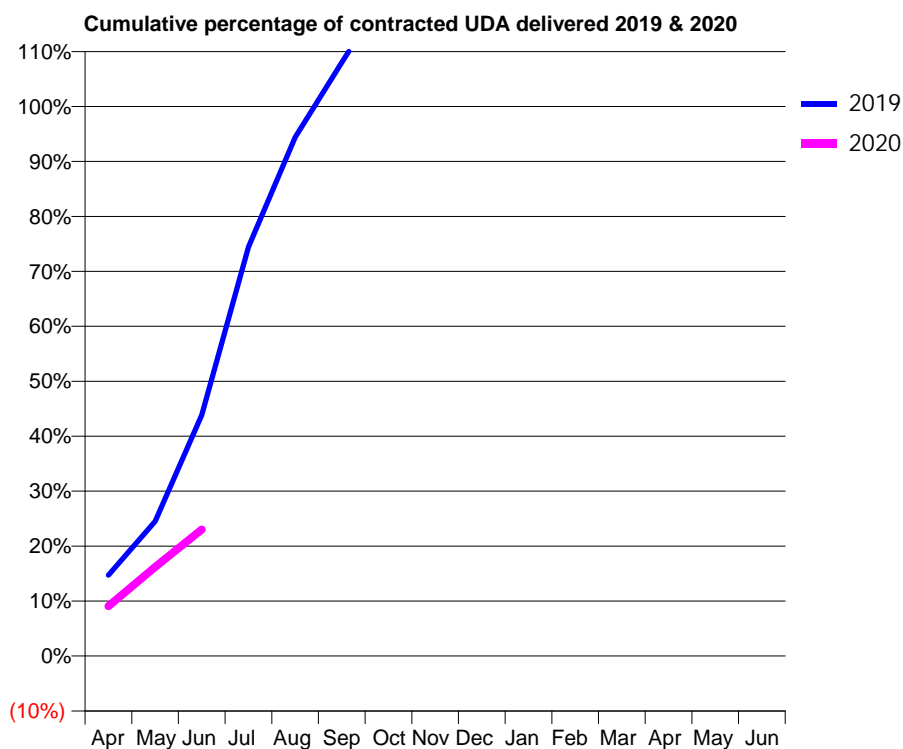
19/20 Contracted general activity (UDA)	265
Carry forward general activity (UDA)	0
19/20 Contracted orthodontic activity (UOA)	0
Carry forward orthodontic activity (UOA)	0
Baseline contract value	£72,623.95

ACCESS*

Patients seen in 24 months	Total	Change since previous quarter
Quarter ending June 2018	269	
Quarter ending September 2018	267	→
Quarter ending December 2018	263	↓
Quarter ending March 2019	289	↑
Quarter ending June 2019	272	↓
Variance since June 2018	1.1%	→



ACTIVITY



Month	Adjusted Scheduled Activity (UDA)	
	2019	2020
April	39	24
May	65	43
June	116	61
July	197	
August	250	
September	286	
October	321	
November	380	
December	401	
January	461	
February	511	
March	575	
April	673	
May	674	
June	674	

QUALITY

	Quantity	Base Number	Contract	AT	Region	England
% of FP17s for the same patient ID Re-attending within 3 months - Children	0	17	0.0%	8.6%	10.6%	11.4%
% of FP17s for the same patient ID Re-attending within 3 months - Adults	8	63	12.7%	13.5%	15.2%	15.4%
% of FP17s for the same patient ID Re-attending between 3 & 9 months - Children	14	17	82.4%	61.2%	62.3%	59.8%
% of FP17s for the same patient ID Re-attending between 3 & 9 months - Adults	13	63	20.6%	52.3%	53.3%	52.1%
% of FP17s for Band 1 Urgent Courses	0	49	0.0%	10.0%	9.7%	9.2%
% of FP17s Relating to Free Repair or Replacements	0	49	0.0%	0.9%	0.6%	0.7%
% of FP17s Relating to Continuations	2	49	4.1%	0.9%	0.8%	0.8%
% of Patients satisfied with the dentistry they have received	2	2	N/A	94.0%	93.4%	93.4%
% of Patients satisfied with the time they had to wait for an appointment	1	2	N/A	85.7%	86.8%	87.6%

* This is based on patients treated on this contract for their most recent course of treatment. Figures in italics indicate the base number of FP17s or Patient Questionnaire responses are less than 100. N/A is shown where the base number of responses is less than 10 during the period. % is calculated as Quantity/Base number*100

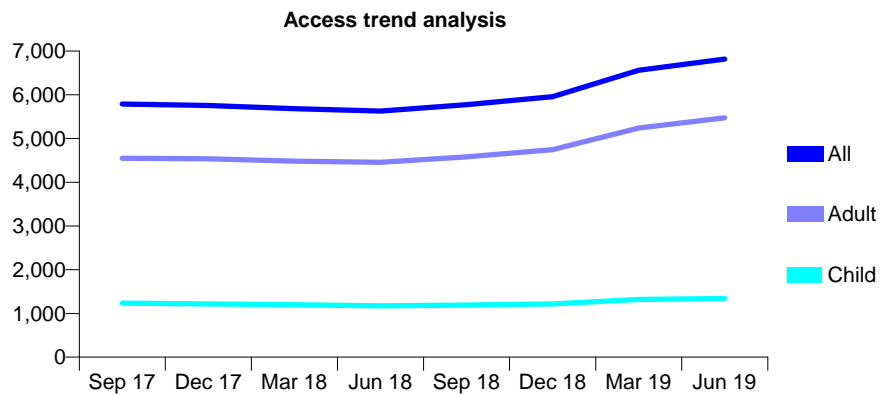
Q66 - Vital Signs At a Glance Contract Report for 641308/0003 - June 2019

Name or company name	Dr John Chope and Dr Gerald Mills
Contract type name	GDS Contract
Purpose of contract	General
Contract start date	01/10/2009
Contract end date	

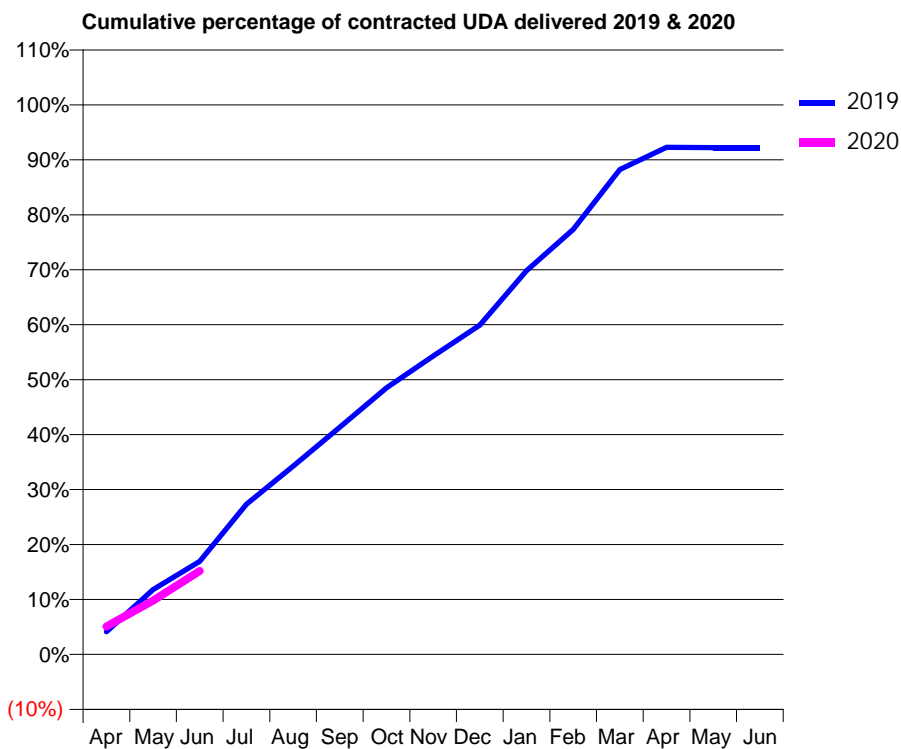
19/20 Contracted general activity (UDA)	25,350
Carry forward general activity (UDA)	0
19/20 Contracted orthodontic activity (UOA)	0
Carry forward orthodontic activity (UOA)	0
Baseline contract value	£787,932.02

ACCESS*

Patients seen in 24 months	Total	Change since previous quarter
Quarter ending June 2018	5,627	
Quarter ending September 2018	5,773	↑
Quarter ending December 2018	5,958	↑
Quarter ending March 2019	6,558	↑
Quarter ending June 2019	6,816	↑
Variance since June 2018	21.1%	↑



ACTIVITY



Month	2019	2020
April	943	1,286
May	2,692	2,487
June	3,861	3,857
July	6,233	
August	7,809	
September	9,425	
October	11,052	
November	12,377	
December	13,657	
January	15,916	
February	17,626	
March	20,107	
April	21,030	
May	21,015	
June	21,012	

QUALITY

	Quantity	Base Number	Contract	AT	Region	England
% of FP17s for the same patient ID Re-attending within 3 months - Children	33	395	8.4%	8.6%	10.6%	11.4%
% of FP17s for the same patient ID Re-attending within 3 months - Adults	259	1,785	14.5%	13.5%	15.2%	15.4%
% of FP17s for the same patient ID Re-attending between 3 & 9 months - Children	229	395	58.0%	61.2%	62.3%	59.8%
% of FP17s for the same patient ID Re-attending between 3 & 9 months - Adults	944	1,785	52.9%	52.3%	53.3%	52.1%
% of FP17s for Band 1 Urgent Courses	275	1,814	15.2%	10.0%	9.7%	9.2%
% of FP17s Relating to Free Repair or Replacements	17	1,814	0.9%	0.9%	0.6%	0.7%
% of FP17s Relating to Continuations	35	1,814	1.9%	0.9%	0.8%	0.8%
% of Patients satisfied with the dentistry they have received	20	23	87.0%	94.0%	93.4%	93.4%
% of Patients satisfied with the time they had to wait for an appointment	22	23	95.7%	85.7%	86.8%	87.6%

* This is based on patients treated on this contract for their most recent course of treatment. Figures in italics indicate the base number of FP17s or Patient Questionnaire responses are less than 100. N/A is shown where the base number of responses is less than 10 during the period. % is calculated as Quantity/Base number*100

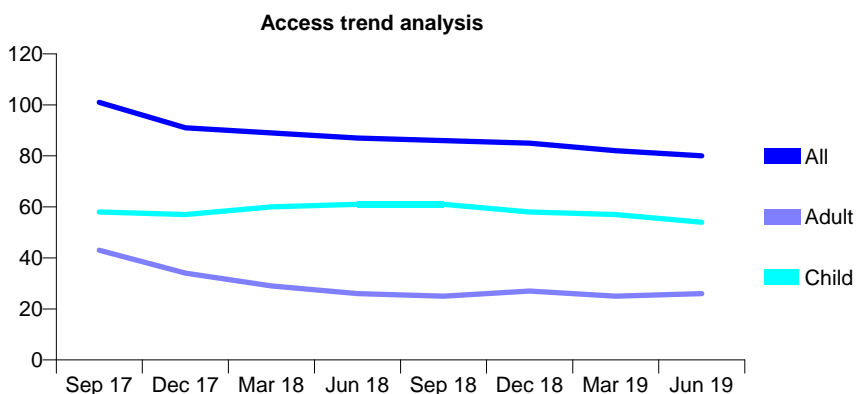
Q66 - Vital Signs At a Glance Contract Report for 642096/0001 - June 2019

Name or company name	MR RA JENKINS
Contract type name	GDS Contract
Purpose of contract	General
Contract start date	01/04/2006
Contract end date	

19/20 Contracted general activity (UDA)	700
Carry forward general activity (UDA)	0
19/20 Contracted orthodontic activity (UOA)	0
Carry forward orthodontic activity (UOA)	0
Baseline contract value	£16,590.59

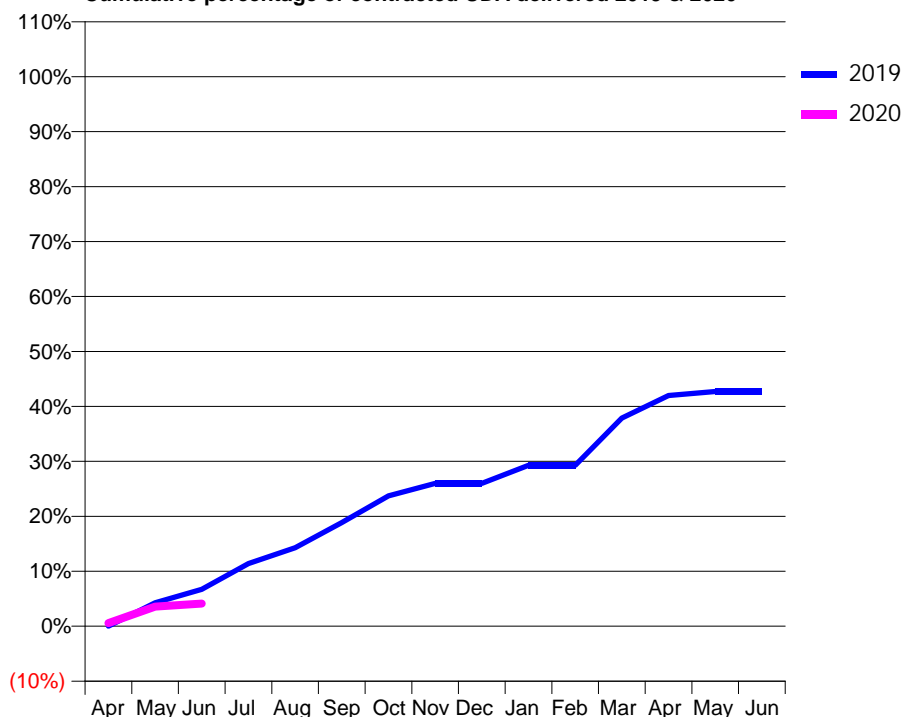
ACCESS*

Patients seen in 24 months	Total	Change since previous quarter
Quarter ending June 2018	87	
Quarter ending September 2018	86	↓
Quarter ending December 2018	85	↓
Quarter ending March 2019	82	↓
Quarter ending June 2019	80	↓
Variance since June 2018	(8.0%)	↓



ACTIVITY

Cumulative percentage of contracted UDA delivered 2019 & 2020



Adjusted Scheduled Activity (UDA)

Month	2019	2020
April	0	4
May	30	25
June	47	29
July	80	
August	100	
September	132	
October	166	
November	182	
December	182	
January	205	
February	205	
March	265	
April	294	
May	299	
June	299	

QUALITY

	Quantity	Base Number	Contract	AT	Region	England
% of FP17s for the same patient ID Re-attending within 3 months - Children	1	24	4.2%	8.6%	10.6%	11.4%
% of FP17s for the same patient ID Re-attending within 3 months - Adults	0	8	0.0%	13.5%	15.2%	15.4%
% of FP17s for the same patient ID Re-attending between 3 & 9 months - Children	22	24	91.7%	61.2%	62.3%	59.8%
% of FP17s for the same patient ID Re-attending between 3 & 9 months - Adults	7	8	87.5%	52.3%	53.3%	52.1%
% of FP17s for Band 1 Urgent Courses	0	15	0.0%	10.0%	9.7%	9.2%
% of FP17s Relating to Free Repair or Replacements	0	15	0.0%	0.9%	0.6%	0.7%
% of FP17s Relating to Continuations	0	15	0.0%	0.9%	0.8%	0.8%
% of Patients satisfied with the dentistry they have received	0	0	N/A	94.0%	93.4%	93.4%
% of Patients satisfied with the time they had to wait for an appointment	0	0	N/A	85.7%	86.8%	87.6%

* This is based on patients treated on this contract for their most recent course of treatment.

Figures in italics indicate the base number of FP17s or Patient Questionnaire responses are less than 100. N/A is shown where the base number of responses is less than 10 during the period. % is calculated as Quantity/Base number*100

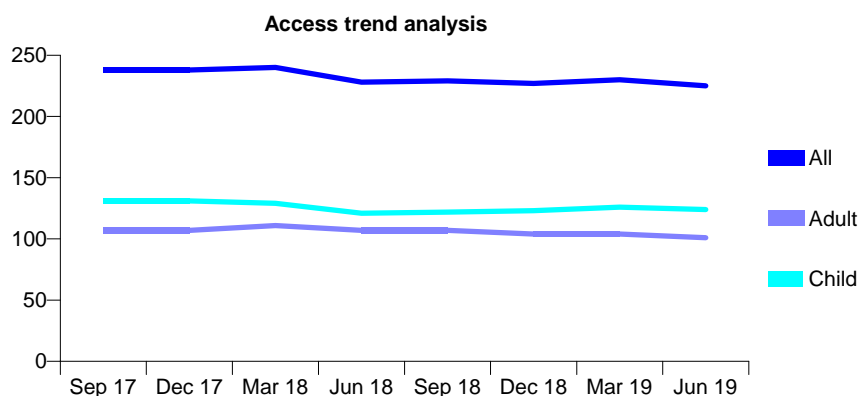
Q66 - Vital Signs At a Glance Contract Report for 648949/0001 - June 2019

Name or company name	MR AC POWELL
Contract type name	GDS Contract
Purpose of contract	General
Contract start date	01/04/2006
Contract end date	

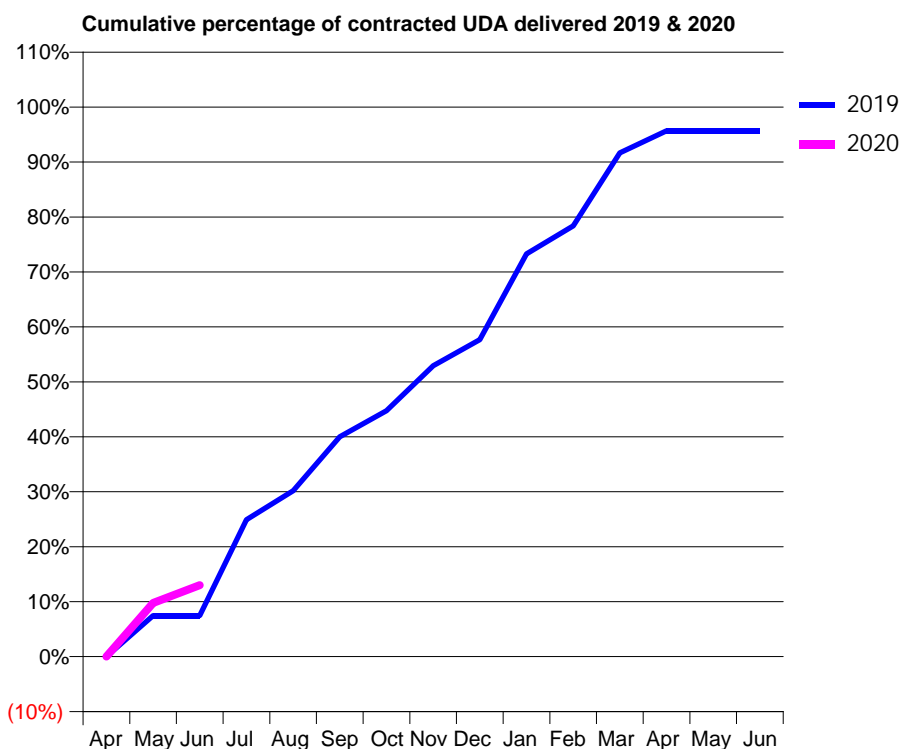
19/20 Contracted general activity (UDA)	800
Carry forward general activity (UDA)	0
19/20 Contracted orthodontic activity (UOA)	0
Carry forward orthodontic activity (UOA)	0
Baseline contract value	£27,339.48

ACCESS*

Patients seen in 24 months	Total	Change since previous quarter
Quarter ending June 2018	228	
Quarter ending September 2018	229	→
Quarter ending December 2018	227	→
Quarter ending March 2019	230	→
Quarter ending June 2019	225	↓
Variance since June 2018	(1.3%)	↓



ACTIVITY



Month	Adjusted Scheduled Activity (UDA)	
	2019	2020
April	0	0
May	41	78
June	41	104
July	137	
August	166	
September	220	
October	246	
November	291	
December	317	
January	403	
February	431	
March	504	
April	526	
May	526	
June	526	

QUALITY

	Quantity	Base Number	Contract	AT	Region	England
% of FP17s for the same patient ID Re-attending within 3 months - Children	1	40	2.5%	8.6%	10.6%	11.4%
% of FP17s for the same patient ID Re-attending within 3 months - Adults	2	31	6.5%	13.5%	15.2%	15.4%
% of FP17s for the same patient ID Re-attending between 3 & 9 months - Children	24	40	60.0%	61.2%	62.3%	59.8%
% of FP17s for the same patient ID Re-attending between 3 & 9 months - Adults	24	31	77.4%	52.3%	53.3%	52.1%
% of FP17s for Band 1 Urgent Courses	1	61	1.6%	10.0%	9.7%	9.2%
% of FP17s Relating to Free Repair or Replacements	0	61	0.0%	0.9%	0.6%	0.7%
% of FP17s Relating to Continuations	0	61	0.0%	0.9%	0.8%	0.8%
% of Patients satisfied with the dentistry they have received	0	0	N/A	94.0%	93.4%	93.4%
% of Patients satisfied with the time they had to wait for an appointment	0	0	N/A	85.7%	86.8%	87.6%

* This is based on patients treated on this contract for their most recent course of treatment. Figures in italics indicate the base number of FP17s or Patient Questionnaire responses are less than 100. N/A is shown where the base number of responses is less than 10 during the period. % is calculated as Quantity/Base number*100

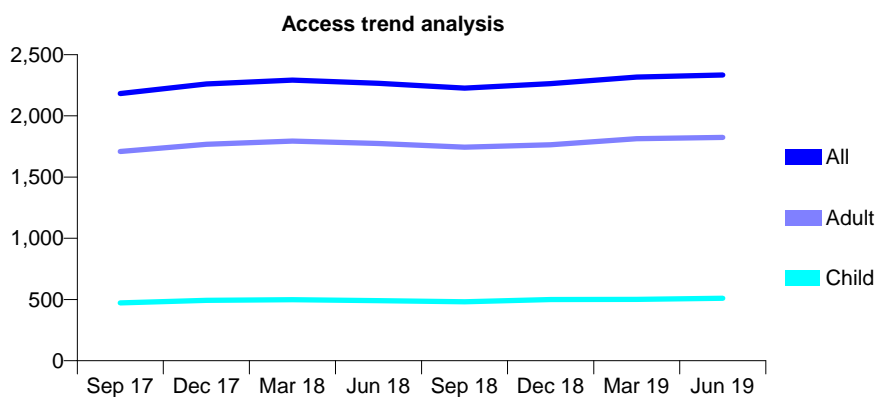
Q66 - Vital Signs At a Glance Contract Report for 673633/0001 - June 2019

Name or company name	MR A AHMADABADI-AGHDAM
Contract type name	GDS Contract
Purpose of contract	General
Contract start date	01/04/2006
Contract end date	

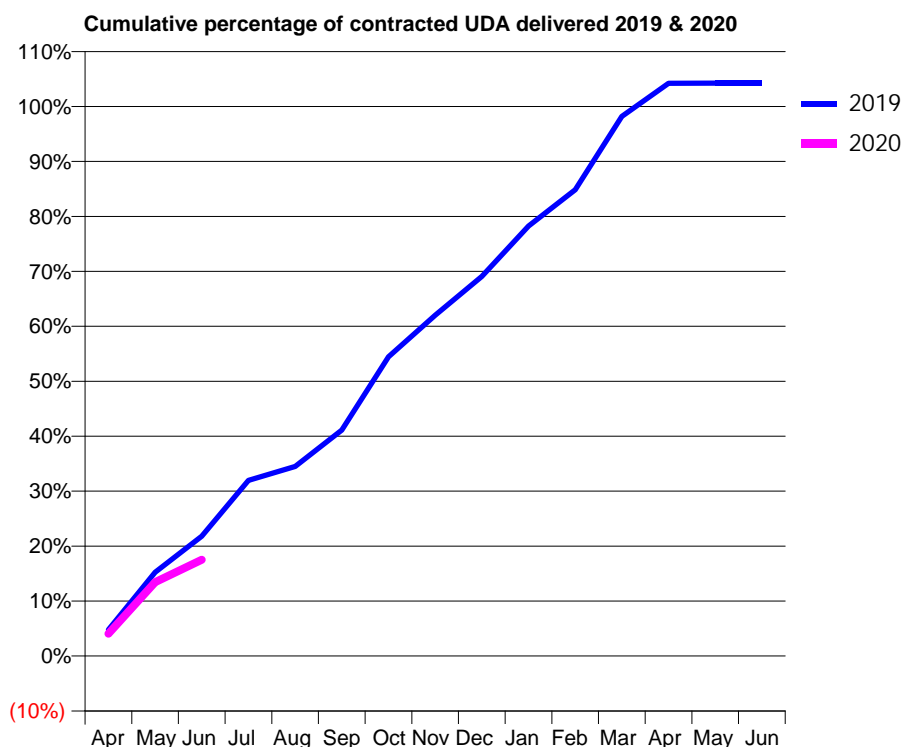
19/20 Contracted general activity (UDA)	7,290
Carry forward general activity (UDA)	0
19/20 Contracted orthodontic activity (UOA)	0
Carry forward orthodontic activity (UOA)	0
Baseline contract value	£168,178.82

ACCESS*

Patients seen in 24 months	Total	Change since previous quarter
Quarter ending June 2018	2,266	
Quarter ending September 2018	2,227	↓
Quarter ending December 2018	2,263	→
Quarter ending March 2019	2,316	↑
Quarter ending June 2019	2,334	→
Variance since June 2018	3.0%	↑



ACTIVITY



Month	Adjusted Scheduled Activity (UDA)	
	2019	2020
April	349	296
May	1,112	980
June	1,589	1,277
July	2,330	
August	2,515	
September	2,997	
October	3,970	
November	4,520	
December	5,033	
January	5,702	
February	6,186	
March	7,158	
April	7,598	
May	7,599	
June	7,599	

QUALITY

	Quantity	Base Number	Contract	AT	Region	England
% of FP17s for the same patient ID Re-attending within 3 months - Children	13	210	6.2%	8.6%	10.6%	11.4%
% of FP17s for the same patient ID Re-attending within 3 months - Adults	110	664	16.6%	13.5%	15.2%	15.4%
% of FP17s for the same patient ID Re-attending between 3 & 9 months - Children	153	210	72.9%	61.2%	62.3%	59.8%
% of FP17s for the same patient ID Re-attending between 3 & 9 months - Adults	391	664	58.9%	52.3%	53.3%	52.1%
% of FP17s for Band 1 Urgent Courses	75	704	10.7%	10.0%	9.7%	9.2%
% of FP17s Relating to Free Repair or Replacements	0	704	0.0%	0.9%	0.6%	0.7%
% of FP17s Relating to Continuations	3	704	0.4%	0.9%	0.8%	0.8%
% of Patients satisfied with the dentistry they have received	1	1	N/A	94.0%	93.4%	93.4%
% of Patients satisfied with the time they had to wait for an appointment	1	1	N/A	85.7%	86.8%	87.6%

* This is based on patients treated on this contract for their most recent course of treatment. Figures in italics indicate the base number of FP17s or Patient Questionnaire responses are less than 100. N/A is shown where the base number of responses is less than 10 during the period. % is calculated as Quantity/Base number*100

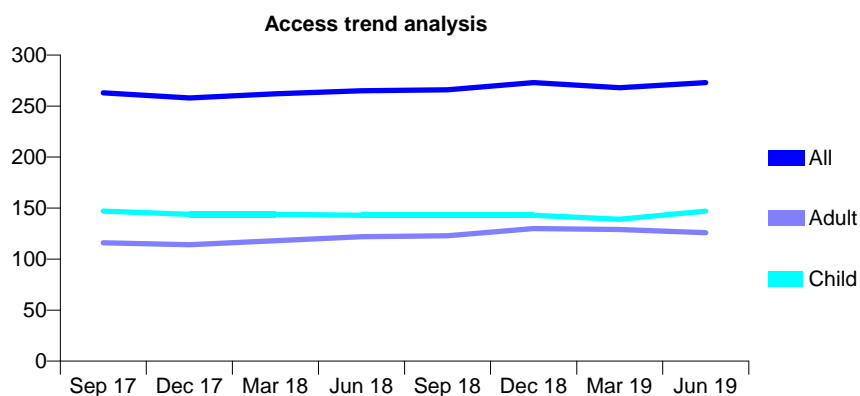
Q66 - Vital Signs At a Glance Contract Report for 679798/0001 - June 2019

Name or company name	MISS CE SHAW
Contract type name	GDS Contract
Purpose of contract	General
Contract start date	02/04/2012
Contract end date	

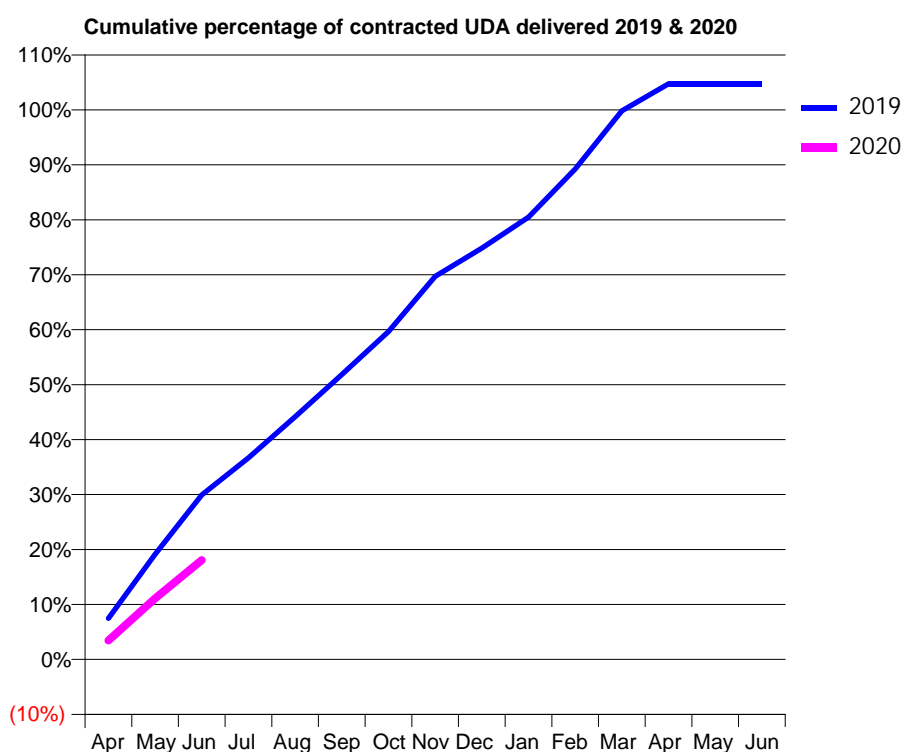
19/20 Contracted general activity (UDA)	548
Carry forward general activity (UDA)	0
19/20 Contracted orthodontic activity (UOA)	0
Carry forward orthodontic activity (UOA)	0
Baseline contract value	£13,133.70

ACCESS*

Patients seen in 24 months	Total	Change since previous quarter
Quarter ending June 2018	265	
Quarter ending September 2018	266	→
Quarter ending December 2018	273	↑
Quarter ending March 2019	268	↓
Quarter ending June 2019	273	→
Variance since June 2018	3.0%	↑



ACTIVITY



Month	Adjusted Scheduled Activity (UDA)	
	2019	2020
April	41	19
May	105	61
June	164	99
July	201	
August	242	
September	284	
October	327	
November	382	
December	410	
January	441	
February	489	
March	547	
April	574	
May	574	
June	574	

QUALITY

	Quantity	Base Number	Contract	AT	Region	England
% of FP17s for the same patient ID Re-attending within 3 months - Children	1	65	1.5%	8.6%	10.6%	11.4%
% of FP17s for the same patient ID Re-attending within 3 months - Adults	1	39	2.6%	13.5%	15.2%	15.4%
% of FP17s for the same patient ID Re-attending between 3 & 9 months - Children	45	65	69.2%	61.2%	62.3%	59.8%
% of FP17s for the same patient ID Re-attending between 3 & 9 months - Adults	27	39	69.2%	52.3%	53.3%	52.1%
% of FP17s for Band 1 Urgent Courses	0	81	0.0%	10.0%	9.7%	9.2%
% of FP17s Relating to Free Repair or Replacements	0	81	0.0%	0.9%	0.6%	0.7%
% of FP17s Relating to Continuations	0	81	0.0%	0.9%	0.8%	0.8%
% of Patients satisfied with the dentistry they have received	0	0	N/A	94.0%	93.4%	93.4%
% of Patients satisfied with the time they had to wait for an appointment	0	0	N/A	85.7%	86.8%	87.6%

* This is based on patients treated on this contract for their most recent course of treatment. Figures in italics indicate the base number of FP17s or Patient Questionnaire responses are less than 100. N/A is shown where the base number of responses is less than 10 during the period. % is calculated as Quantity/Base number*100

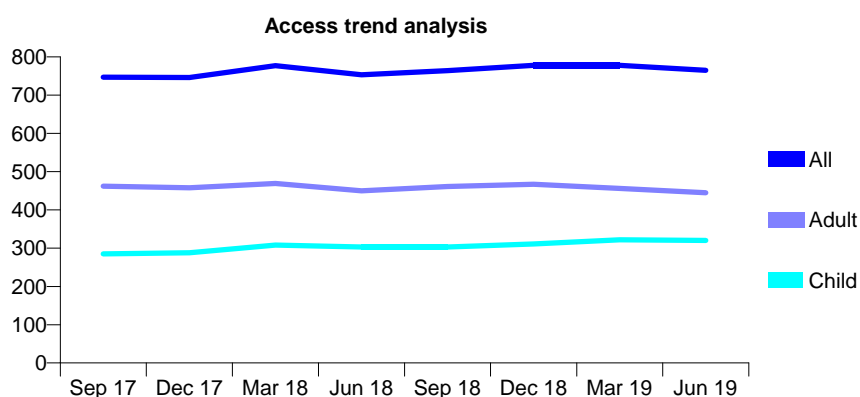
Q66 - Vital Signs At a Glance Contract Report for 680451/0001 - June 2019

Name or company name	MR CB MCCONNELL
Contract type name	GDS Contract
Purpose of contract	General
Contract start date	01/09/2007
Contract end date	

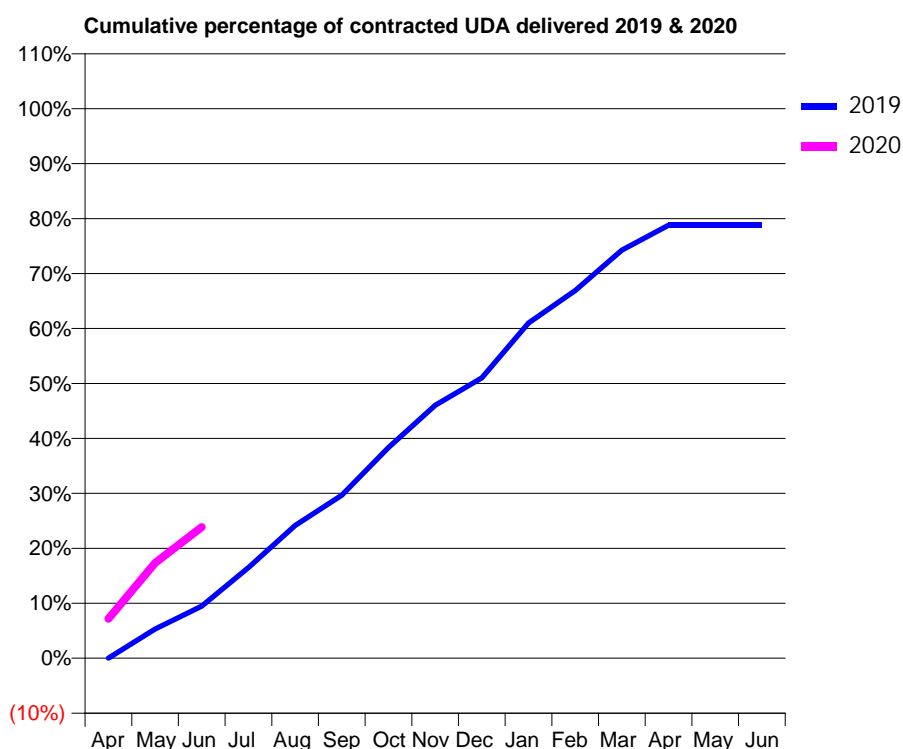
19/20 Contracted general activity (UDA)	1,500
Carry forward general activity (UDA)	0
19/20 Contracted orthodontic activity (UOA)	0
Carry forward orthodontic activity (UOA)	0
Baseline contract value	£34,654.03

ACCESS*

Patients seen in 24 months	Total	Change since previous quarter
Quarter ending June 2018	753	
Quarter ending September 2018	764	→
Quarter ending December 2018	778	→
Quarter ending March 2019	778	→
Quarter ending June 2019	765	↓
Variance since June 2018	1.6%	→



ACTIVITY



Month	2019	2020
April	0	108
May	133	260
June	237	358
July	412	
August	604	
September	742	
October	959	
November	1,150	
December	1,276	
January	1,525	
February	1,673	
March	1,856	
April	1,969	
May	1,969	
June	1,969	

QUALITY

	Quantity	Base Number	Contract	AT	Region	England
% of FP17s for the same patient ID Re-attending within 3 months - Children	1	110	0.9%	8.6%	10.6%	11.4%
% of FP17s for the same patient ID Re-attending within 3 months - Adults	15	142	10.6%	13.5%	15.2%	15.4%
% of FP17s for the same patient ID Re-attending between 3 & 9 months - Children	69	110	62.7%	61.2%	62.3%	59.8%
% of FP17s for the same patient ID Re-attending between 3 & 9 months - Adults	86	142	60.6%	52.3%	53.3%	52.1%
% of FP17s for Band 1 Urgent Courses	15	186	8.1%	10.0%	9.7%	9.2%
% of FP17s Relating to Free Repair or Replacements	0	186	0.0%	0.9%	0.6%	0.7%
% of FP17s Relating to Continuations	0	186	0.0%	0.9%	0.8%	0.8%
% of Patients satisfied with the dentistry they have received	1	1	N/A	94.0%	93.4%	93.4%
% of Patients satisfied with the time they had to wait for an appointment	1	1	N/A	85.7%	86.8%	87.6%

* This is based on patients treated on this contract for their most recent course of treatment.

Figures in italics indicate the base number of FP17s or Patient Questionnaire responses are less than 100. N/A is shown where the base number of responses is less than 10 during the period. % is calculated as Quantity/Base number*100

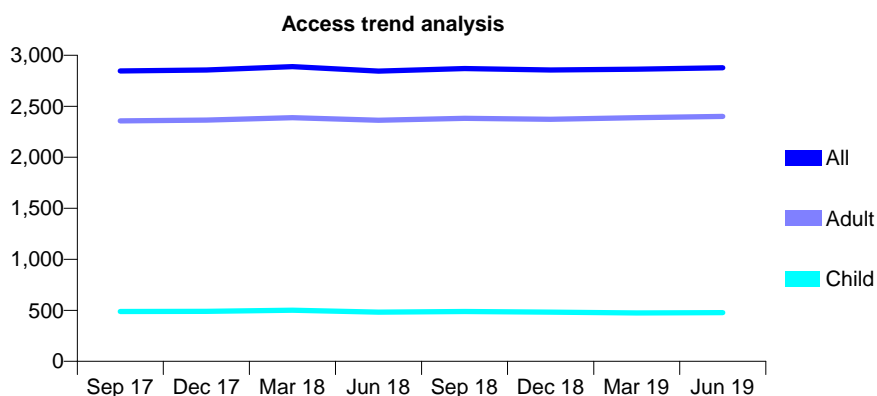
Q66 - Vital Signs At a Glance Contract Report for 686530/0001 - June 2019

Name or company name	MR GS ABDOLL
Contract type name	GDS Contract
Purpose of contract	General
Contract start date	01/04/2006
Contract end date	

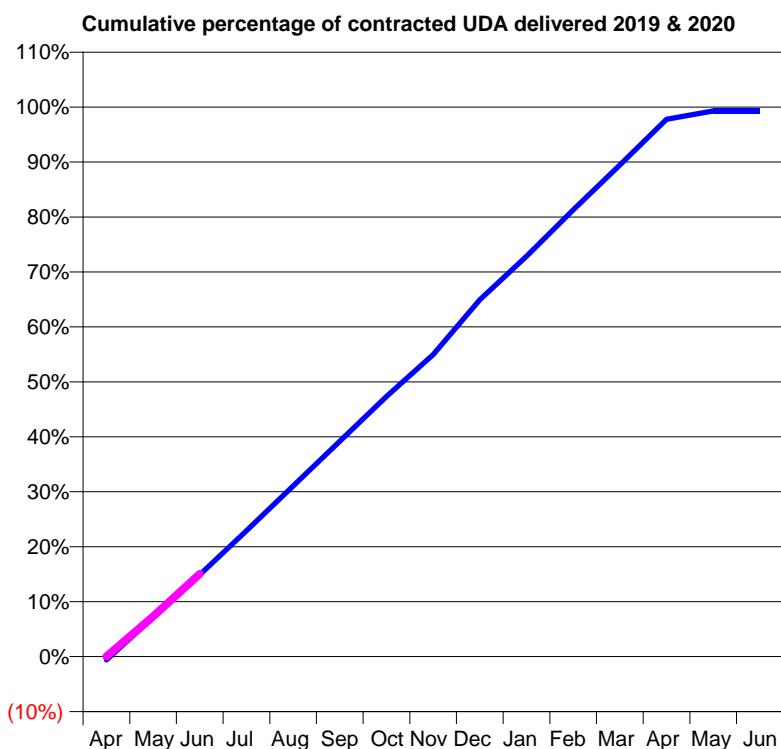
19/20 Contracted general activity (UDA)	7,400
Carry forward general activity (UDA)	0
19/20 Contracted orthodontic activity (UOA)	0
Carry forward orthodontic activity (UOA)	0
Baseline contract value	£218,890.43

ACCESS*

Patients seen in 24 months	Total	Change since previous quarter
Quarter ending June 2018	2,845	
Quarter ending September 2018	2,870	→
Quarter ending December 2018	2,855	→
Quarter ending March 2019	2,863	→
Quarter ending June 2019	2,878	→
Variance since June 2018	1.2%	→



ACTIVITY



Month	Adjusted Scheduled Activity (UDA)	
	2019	2020
April	-45	0
May	527	543
June	1,101	1,114
July	1,695	
August	2,298	
September	2,900	
October	3,502	
November	4,068	
December	4,804	
January	5,391	
February	6,016	
March	6,618	
April	7,236	
May	7,347	
June	7,347	

QUALITY

	Quantity	Base Number	Contract	AT	Region	England
% of FP17s for the same patient ID Re-attending within 3 months - Children	3	107	2.8%	8.6%	10.6%	11.4%
% of FP17s for the same patient ID Re-attending within 3 months - Adults	154	968	15.9%	13.5%	15.2%	15.4%
% of FP17s for the same patient ID Re-attending between 3 & 9 months - Children	22	107	20.6%	61.2%	62.3%	59.8%
% of FP17s for the same patient ID Re-attending between 3 & 9 months - Adults	499	968	51.5%	52.3%	53.3%	52.1%
% of FP17s for Band 1 Urgent Courses	63	692	9.1%	10.0%	9.7%	9.2%
% of FP17s Relating to Free Repair or Replacements	8	692	1.2%	0.9%	0.6%	0.7%
% of FP17s Relating to Continuations	1	692	0.1%	0.9%	0.8%	0.8%
% of Patients satisfied with the dentistry they have received	2	2	N/A	94.0%	93.4%	93.4%
% of Patients satisfied with the time they had to wait for an appointment	2	2	N/A	85.7%	86.8%	87.6%

* This is based on patients treated on this contract for their most recent course of treatment. Figures in italics indicate the base number of FP17s or Patient Questionnaire responses are less than 100. N/A is shown where the base number of responses is less than 10 during the period. % is calculated as Quantity/Base number*100

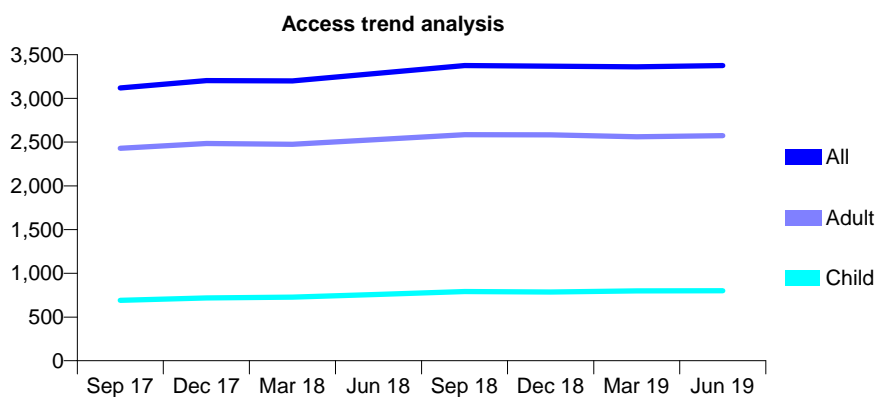
Q66 - Vital Signs At a Glance Contract Report for 686530/0002 - June 2019

Name or company name	MR GS ABDOLL
Contract type name	GDS Contract
Purpose of contract	General
Contract start date	01/04/2009
Contract end date	

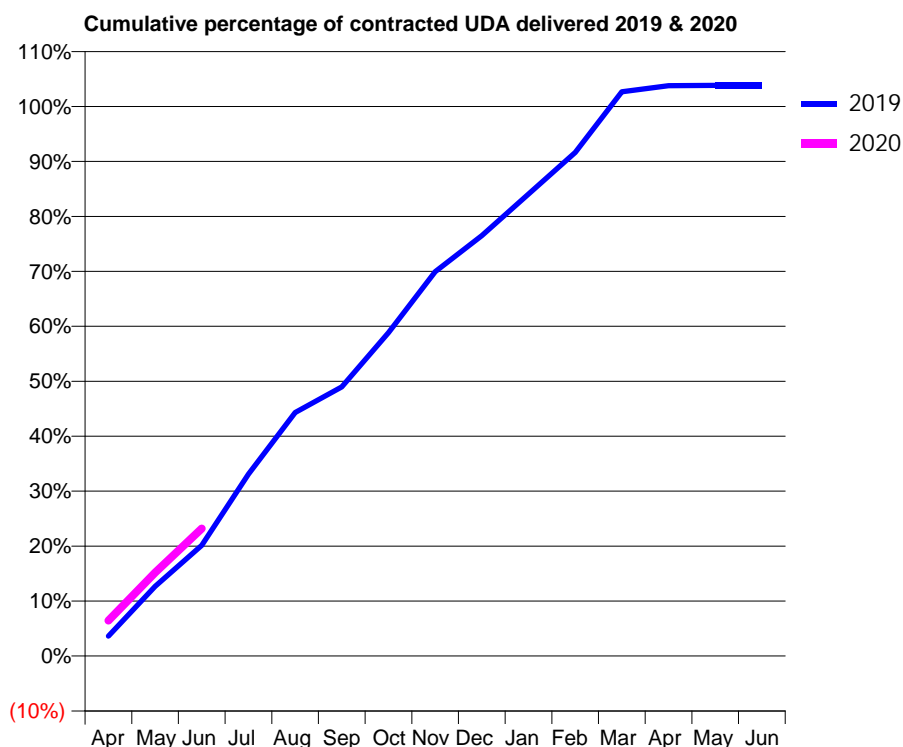
19/20 Contracted general activity (UDA)	7,280
Carry forward general activity (UDA)	0
19/20 Contracted orthodontic activity (UOA)	0
Carry forward orthodontic activity (UOA)	0
Baseline contract value	£202,464.15

ACCESS*

Patients seen in 24 months	Total	Change since previous quarter
Quarter ending June 2018	3,287	
Quarter ending September 2018	3,375	↑
Quarter ending December 2018	3,368	→
Quarter ending March 2019	3,361	→
Quarter ending June 2019	3,375	→
Variance since June 2018	2.7%	↑



ACTIVITY



Month	Adjusted Scheduled Activity (UDA)	
	2019	2020
April	265	470
May	923	1,106
June	1,465	1,689
July	2,409	
August	3,226	
September	3,567	
October	4,283	
November	5,090	
December	5,568	
January	6,118	
February	6,672	
March	7,474	
April	7,555	
May	7,559	
June	7,559	

QUALITY

	Quantity	Base Number	Contract	AT	Region	England
% of FP17s for the same patient ID Re-attending within 3 months - Children	14	319	4.4%	8.6%	10.6%	11.4%
% of FP17s for the same patient ID Re-attending within 3 months - Adults	113	743	15.2%	13.5%	15.2%	15.4%
% of FP17s for the same patient ID Re-attending between 3 & 9 months - Children	219	319	68.7%	61.2%	62.3%	59.8%
% of FP17s for the same patient ID Re-attending between 3 & 9 months - Adults	278	743	37.4%	52.3%	53.3%	52.1%
% of FP17s for Band 1 Urgent Courses	65	1,022	6.4%	10.0%	9.7%	9.2%
% of FP17s Relating to Free Repair or Replacements	0	1,022	0.0%	0.9%	0.6%	0.7%
% of FP17s Relating to Continuations	13	1,022	1.3%	0.9%	0.8%	0.8%
% of Patients satisfied with the dentistry they have received	1	1	N/A	94.0%	93.4%	93.4%
% of Patients satisfied with the time they had to wait for an appointment	1	1	N/A	85.7%	86.8%	87.6%

* This is based on patients treated on this contract for their most recent course of treatment. Figures in italics indicate the base number of FP17s or Patient Questionnaire responses are less than 100. N/A is shown where the base number of responses is less than 10 during the period. % is calculated as Quantity/Base number*100

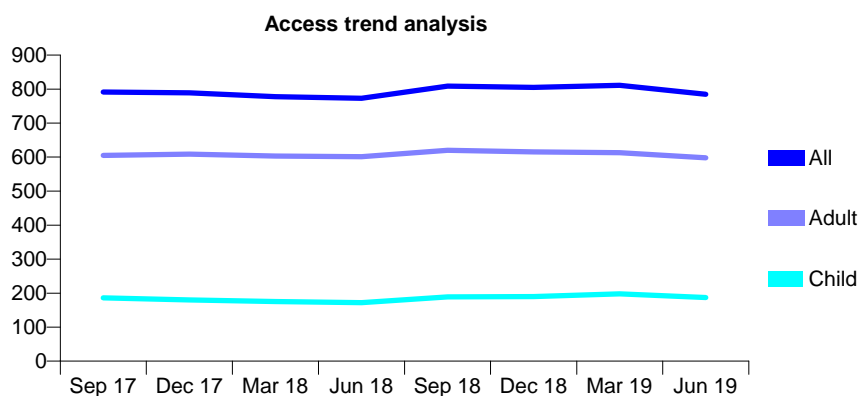
Q66 - Vital Signs At a Glance Contract Report for 688401/0001 - June 2019

Name or company name	Jonathan Baber
Contract type name	GDS Contract
Purpose of contract	General
Contract start date	01/04/2006
Contract end date	

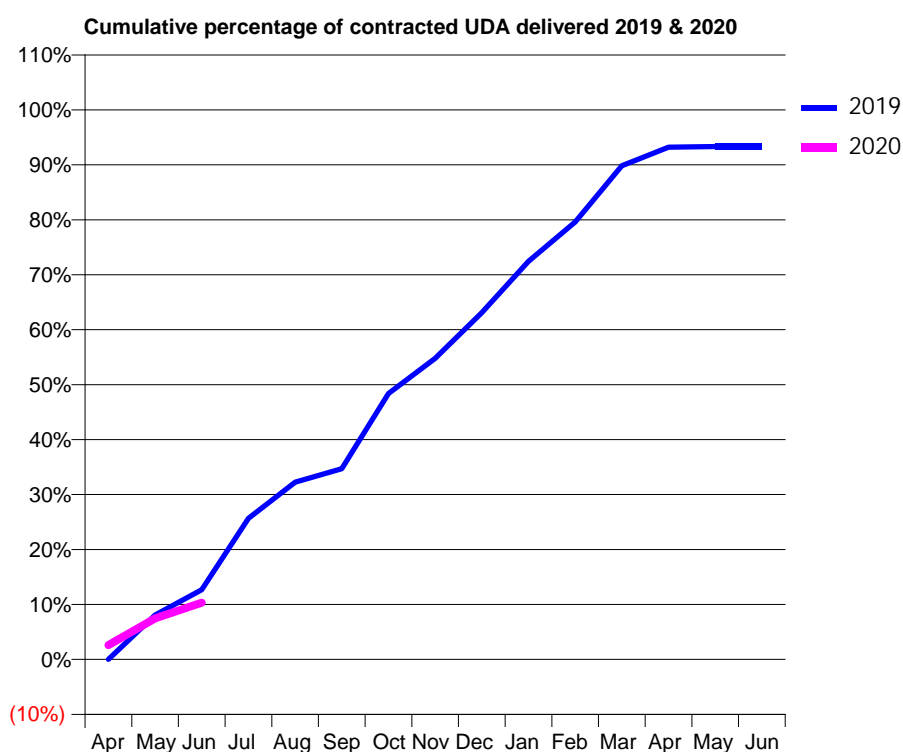
19/20 Contracted general activity (UDA)	2,500
Carry forward general activity (UDA)	0
19/20 Contracted orthodontic activity (UOA)	0
Carry forward orthodontic activity (UOA)	0
Baseline contract value	£60,210.36

ACCESS*

Patients seen in 24 months	Total	Change since previous quarter
Quarter ending June 2018	773	
Quarter ending September 2018	809	↑
Quarter ending December 2018	805	→
Quarter ending March 2019	811	→
Quarter ending June 2019	785	↓
Variance since June 2018	1.6%	→



ACTIVITY



Month	2019	2020
April	0	65
May	202	187
June	317	258
July	642	
August	807	
September	867	
October	1,210	
November	1,369	
December	1,578	
January	1,811	
February	1,990	
March	2,246	
April	2,330	
May	2,333	
June	2,333	

QUALITY

	Quantity	Base Number	Contract	AT	Region	England
% of FP17s for the same patient ID Re-attending within 3 months - Children	1	36	2.8%	8.6%	10.6%	11.4%
% of FP17s for the same patient ID Re-attending within 3 months - Adults	32	176	18.2%	13.5%	15.2%	15.4%
% of FP17s for the same patient ID Re-attending between 3 & 9 months - Children	25	36	69.4%	61.2%	62.3%	59.8%
% of FP17s for the same patient ID Re-attending between 3 & 9 months - Adults	105	176	59.7%	52.3%	53.3%	52.1%
% of FP17s for Band 1 Urgent Courses	5	158	3.2%	10.0%	9.7%	9.2%
% of FP17s Relating to Free Repair or Replacements	1	158	0.6%	0.9%	0.6%	0.7%
% of FP17s Relating to Continuations	4	158	2.5%	0.9%	0.8%	0.8%
% of Patients satisfied with the dentistry they have received	0	0	N/A	94.0%	93.4%	93.4%
% of Patients satisfied with the time they had to wait for an appointment	0	0	N/A	85.7%	86.8%	87.6%

* This is based on patients treated on this contract for their most recent course of treatment. Figures in italics indicate the base number of FP17s or Patient Questionnaire responses are less than 100. N/A is shown where the base number of responses is less than 10 during the period. % is calculated as Quantity/Base number*100

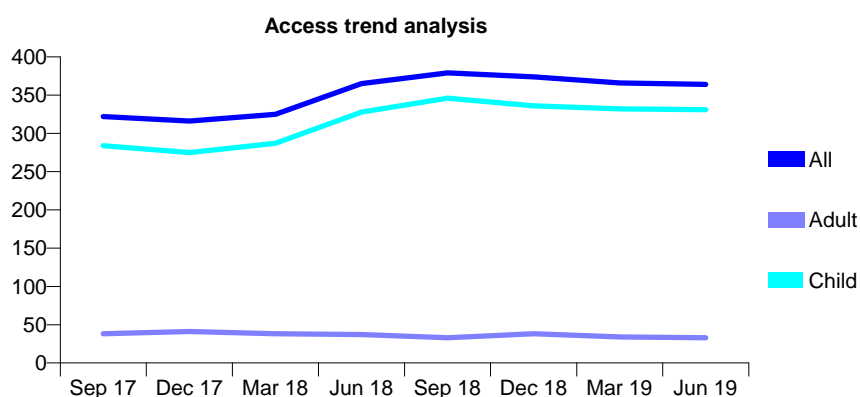
Q66 - Vital Signs At a Glance Contract Report for 689637/0002 - June 2019

Name or company name	Morwenna Dental
Contract type name	GDS Contract
Purpose of contract	General
Contract start date	01/01/2008
Contract end date	

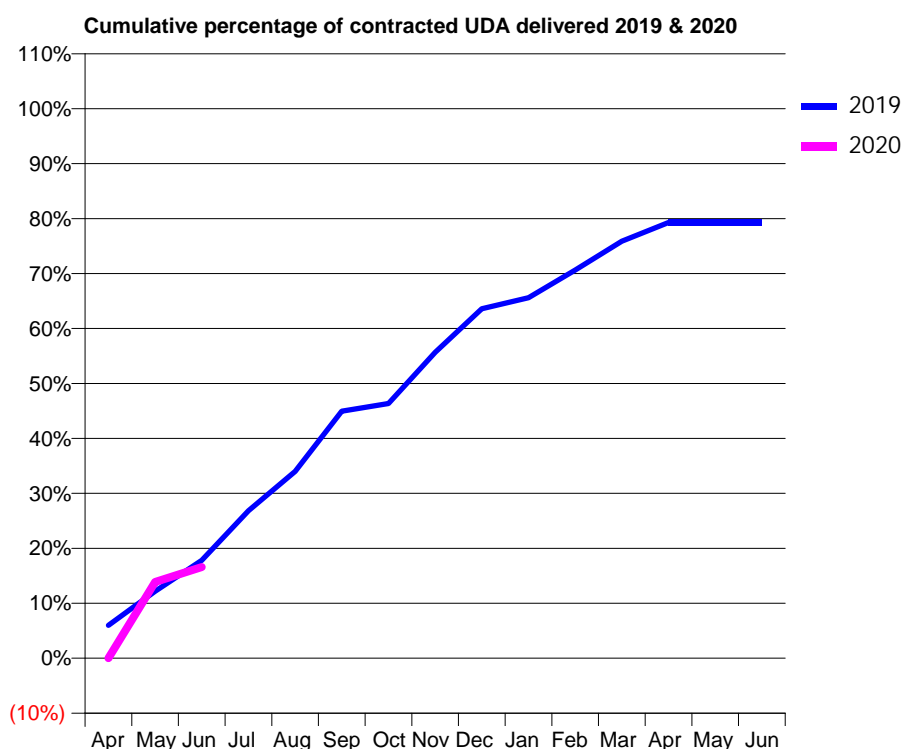
19/20 Contracted general activity (UDA)	1,000
Carry forward general activity (UDA)	0
19/20 Contracted orthodontic activity (UOA)	0
Carry forward orthodontic activity (UOA)	0
Baseline contract value	£20,751.87

ACCESS*

Patients seen in 24 months	Total	Change since previous quarter
Quarter ending June 2018	365	
Quarter ending September 2018	379	↑
Quarter ending December 2018	374	↓
Quarter ending March 2019	366	↓
Quarter ending June 2019	364	→
Variance since June 2018	(0.3%)	→



ACTIVITY



Month	Adjusted Scheduled Activity (UDA)	
	2019	2020
April	60	0
May	122	139
June	178	166
July	269	
August	340	
September	450	
October	464	
November	557	
December	636	
January	656	
February	706	
March	759	
April	793	
May	793	
June	793	

QUALITY

	Quantity	Base Number	Contract	AT	Region	England
% of FP17s for the same patient ID Re-attending within 3 months - Children	7	126	5.6%	8.6%	10.6%	11.4%
% of FP17s for the same patient ID Re-attending within 3 months - Adults	0	6	0.0%	13.5%	15.2%	15.4%
% of FP17s for the same patient ID Re-attending between 3 & 9 months - Children	84	126	66.7%	61.2%	62.3%	59.8%
% of FP17s for the same patient ID Re-attending between 3 & 9 months - Adults	4	6	66.7%	52.3%	53.3%	52.1%
% of FP17s for Band 1 Urgent Courses	4	109	3.7%	10.0%	9.7%	9.2%
% of FP17s Relating to Free Repair or Replacements	0	109	0.0%	0.9%	0.6%	0.7%
% of FP17s Relating to Continuations	1	109	0.9%	0.9%	0.8%	0.8%
% of Patients satisfied with the dentistry they have received	0	0	N/A	94.0%	93.4%	93.4%
% of Patients satisfied with the time they had to wait for an appointment	0	0	N/A	85.7%	86.8%	87.6%

* This is based on patients treated on this contract for their most recent course of treatment. Figures in italics indicate the base number of FP17s or Patient Questionnaire responses are less than 100. N/A is shown where the base number of responses is less than 10 during the period. % is calculated as Quantity/Base number*100

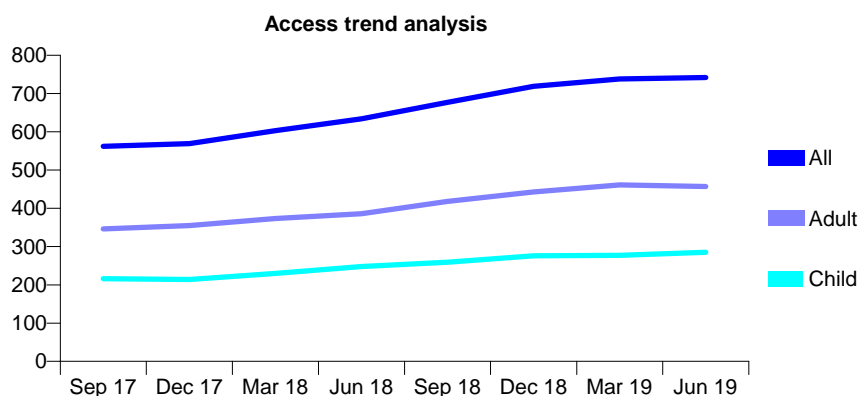
Q66 - Vital Signs At a Glance Contract Report for 723274/0002 - June 2019

Name or company name	David Brookes
Contract type name	GDS Contract
Purpose of contract	General
Contract start date	01/12/2015
Contract end date	

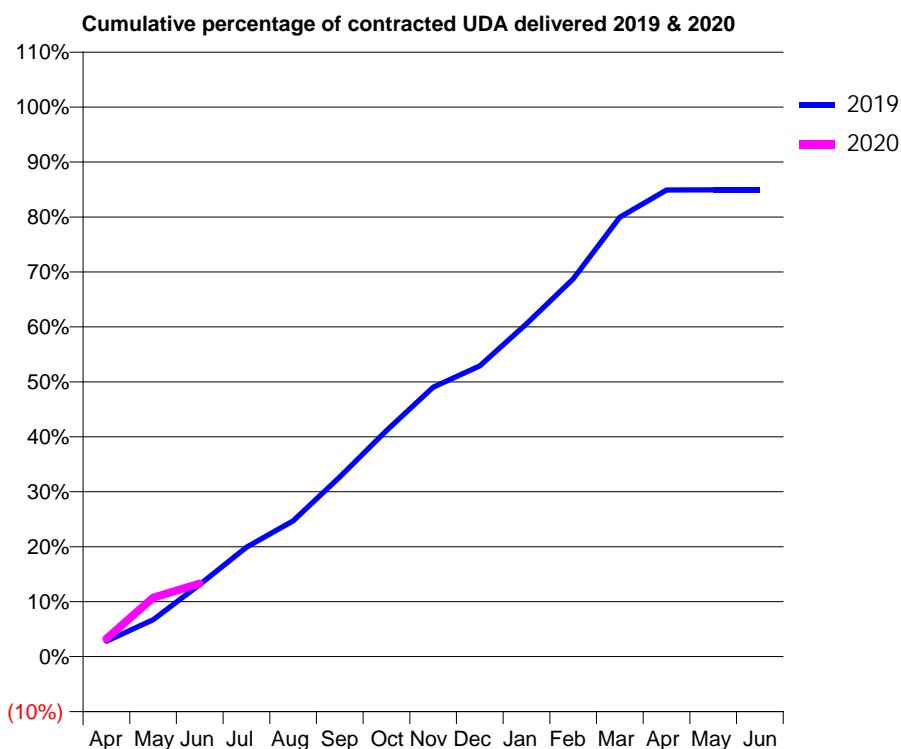
19/20 Contracted general activity (UDA)	2,560
Carry forward general activity (UDA)	0
19/20 Contracted orthodontic activity (UOA)	0
Carry forward orthodontic activity (UOA)	0
Baseline contract value	£68,905.86

ACCESS*

Patients seen in 24 months	Total	Change since previous quarter
Quarter ending June 2018	634	
Quarter ending September 2018	677	↑
Quarter ending December 2018	719	↑
Quarter ending March 2019	738	↑
Quarter ending June 2019	742	→
Variance since June 2018	17.0%	↑



ACTIVITY



Month	Adjusted Scheduled Activity (UDA)	
	2019	2020
April	72	83
May	172	275
June	336	340
July	510	
August	633	
September	837	
October	1,053	
November	1,255	
December	1,354	
January	1,550	
February	1,760	
March	2,047	
April	2,173	
May	2,174	
June	2,174	

QUALITY

	Quantity	Base Number	Contract	AT	Region	England
% of FP17s for the same patient ID Re-attending within 3 months - Children	8	118	6.8%	8.6%	10.6%	11.4%
% of FP17s for the same patient ID Re-attending within 3 months - Adults	23	139	16.5%	13.5%	15.2%	15.4%
% of FP17s for the same patient ID Re-attending between 3 & 9 months - Children	78	118	66.1%	61.2%	62.3%	59.8%
% of FP17s for the same patient ID Re-attending between 3 & 9 months - Adults	84	139	60.4%	52.3%	53.3%	52.1%
% of FP17s for Band 1 Urgent Courses	17	208	8.2%	10.0%	9.7%	9.2%
% of FP17s Relating to Free Repair or Replacements	1	208	0.5%	0.9%	0.6%	0.7%
% of FP17s Relating to Continuations	1	208	0.5%	0.9%	0.8%	0.8%
% of Patients satisfied with the dentistry they have received	0	0	N/A	94.0%	93.4%	93.4%
% of Patients satisfied with the time they had to wait for an appointment	0	0	N/A	85.7%	86.8%	87.6%

* This is based on patients treated on this contract for their most recent course of treatment. Figures in italics indicate the base number of FP17s or Patient Questionnaire responses are less than 100. N/A is shown where the base number of responses is less than 10 during the period. % is calculated as Quantity/Base number*100

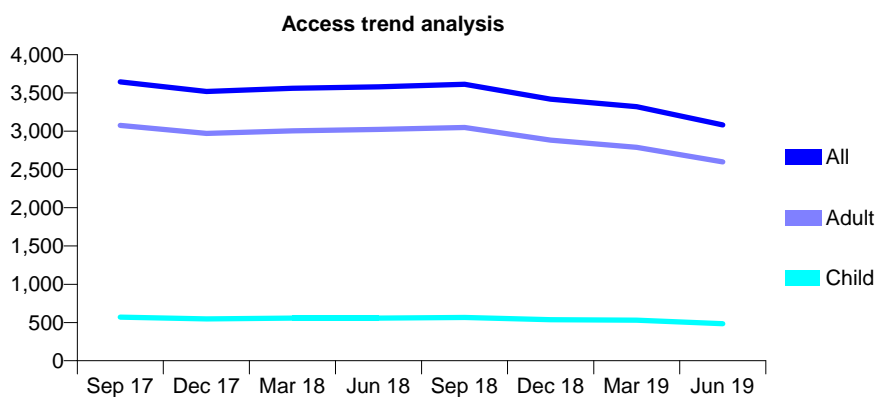
Q66 - Vital Signs At a Glance Contract Report for 725978/0001 - June 2019

Name or company name	MR PJ LE RUEZ
Contract type name	GDS Contract
Purpose of contract	General
Contract start date	01/04/2006
Contract end date	

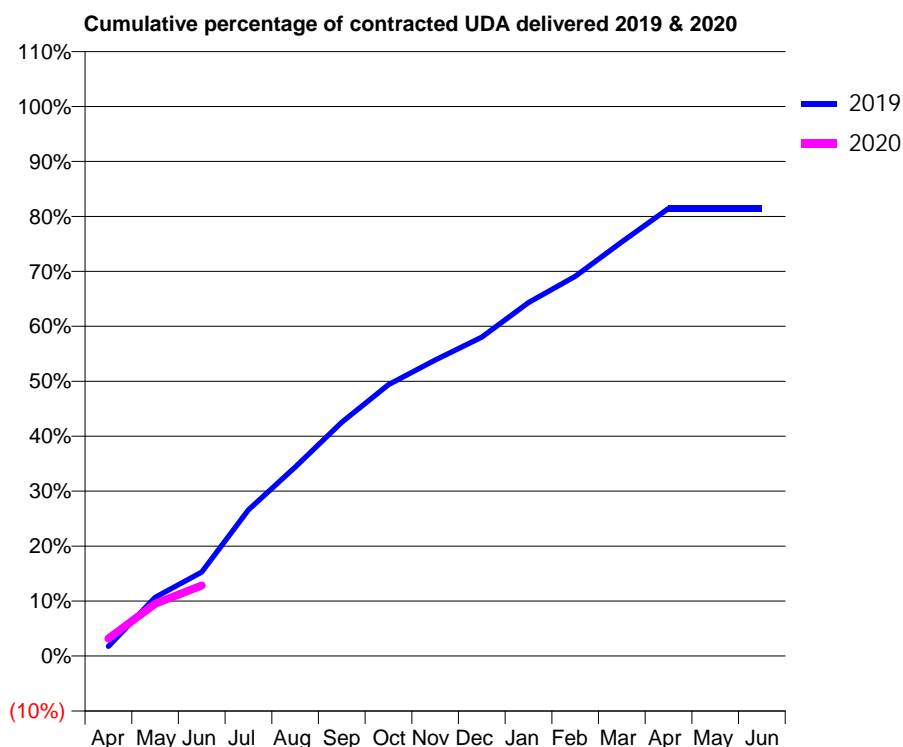
19/20 Contracted general activity (UDA)	7,644
Carry forward general activity (UDA)	0
19/20 Contracted orthodontic activity (UOA)	0
Carry forward orthodontic activity (UOA)	0
Baseline contract value	£208,852.07

ACCESS*

Patients seen in 24 months	Total	Change since previous quarter
Quarter ending June 2018	3,579	
Quarter ending September 2018	3,613	→
Quarter ending December 2018	3,419	↓
Quarter ending March 2019	3,320	↓
Quarter ending June 2019	3,083	↓
Variance since June 2018	(13.9%)	↓



ACTIVITY



Month	Adjusted Scheduled Activity (UDA)	
	2019	2020
April	177	244
May	1,076	726
June	1,542	981
July	2,687	
August	3,473	
September	4,295	
October	4,986	
November	5,440	
December	5,862	
January	6,497	
February	6,979	
March	7,612	
April	8,226	
May	8,226	
June	8,226	

QUALITY

	Quantity	Base Number	Contract	AT	Region	England
% of FP17s for the same patient ID Re-attending within 3 months - Children	4	139	2.9%	8.6%	10.6%	11.4%
% of FP17s for the same patient ID Re-attending within 3 months - Adults	77	831	9.3%	13.5%	15.2%	15.4%
% of FP17s for the same patient ID Re-attending between 3 & 9 months - Children	71	139	51.1%	61.2%	62.3%	59.8%
% of FP17s for the same patient ID Re-attending between 3 & 9 months - Adults	457	831	55.0%	52.3%	53.3%	52.1%
% of FP17s for Band 1 Urgent Courses	44	632	7.0%	10.0%	9.7%	9.2%
% of FP17s Relating to Free Repair or Replacements	2	632	0.3%	0.9%	0.6%	0.7%
% of FP17s Relating to Continuations	8	632	1.3%	0.9%	0.8%	0.8%
% of Patients satisfied with the dentistry they have received	2	2	N/A	94.0%	93.4%	93.4%
% of Patients satisfied with the time they had to wait for an appointment	2	2	N/A	85.7%	86.8%	87.6%

* This is based on patients treated on this contract for their most recent course of treatment. Figures in italics indicate the base number of FP17s or Patient Questionnaire responses are less than 100. N/A is shown where the base number of responses is less than 10 during the period. % is calculated as Quantity/Base number*100

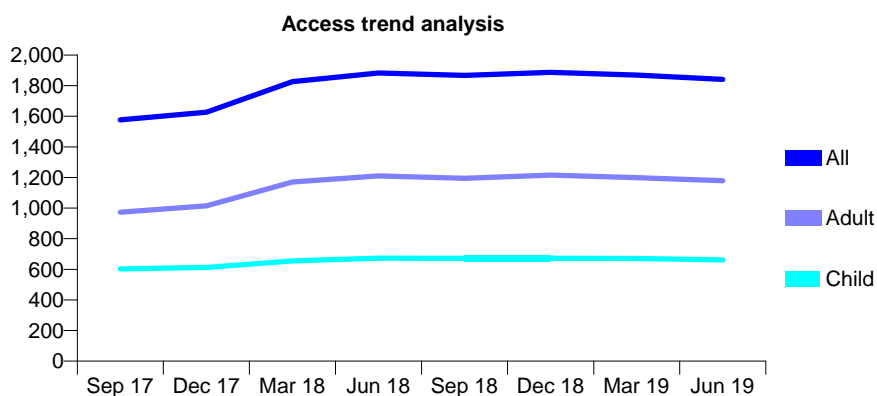
Q66 - Vital Signs At a Glance Contract Report for 736988/0002 - June 2019

Name or company name	MR GR COCKROFT
Contract type name	GDS Contract
Purpose of contract	General
Contract start date	01/04/2006
Contract end date	

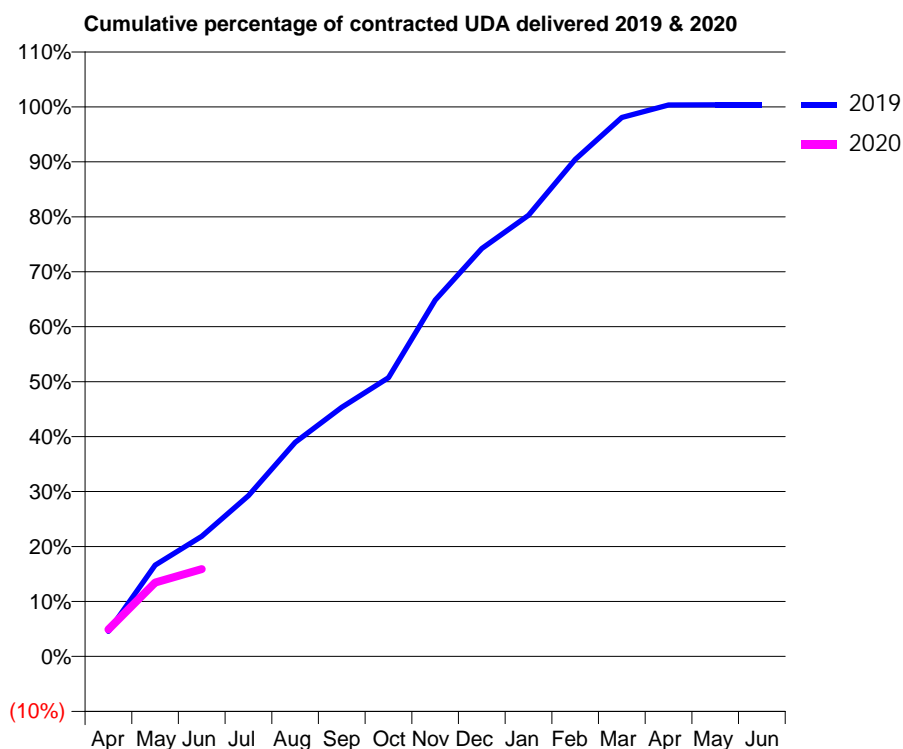
19/20 Contracted general activity (UDA)	3,838
Carry forward general activity (UDA)	0
19/20 Contracted orthodontic activity (UOA)	0
Carry forward orthodontic activity (UOA)	0
Baseline contract value	£98,471.03

ACCESS*

Patients seen in 24 months	Total	Change since previous quarter
Quarter ending June 2018	1,883	
Quarter ending September 2018	1,867	→
Quarter ending December 2018	1,887	→
Quarter ending March 2019	1,870	→
Quarter ending June 2019	1,841	↓
Variance since June 2018	(2.2%)	↓



ACTIVITY



Month	2019	2020
April	197	189
May	721	516
June	948	610
July	1,269	
August	1,691	
September	1,966	
October	2,201	
November	2,814	
December	3,219	
January	3,482	
February	3,923	
March	4,254	
April	4,353	
May	4,354	
June	4,354	

QUALITY

	Quantity	Base Number	Contract	AT	Region	England
% of FP17s for the same patient ID Re-attending within 3 months - Children	4	155	2.6%	8.6%	10.6%	11.4%
% of FP17s for the same patient ID Re-attending within 3 months - Adults	8	315	2.5%	13.5%	15.2%	15.4%
% of FP17s for the same patient ID Re-attending between 3 & 9 months - Children	103	155	66.5%	61.2%	62.3%	59.8%
% of FP17s for the same patient ID Re-attending between 3 & 9 months - Adults	216	315	68.6%	52.3%	53.3%	52.1%
% of FP17s for Band 1 Urgent Courses	0	411	0.0%	10.0%	9.7%	9.2%
% of FP17s Relating to Free Repair or Replacements	0	411	0.0%	0.9%	0.6%	0.7%
% of FP17s Relating to Continuations	0	411	0.0%	0.9%	0.8%	0.8%
% of Patients satisfied with the dentistry they have received	3	3	N/A	94.0%	93.4%	93.4%
% of Patients satisfied with the time they had to wait for an appointment	3	3	N/A	85.7%	86.8%	87.6%

* This is based on patients treated on this contract for their most recent course of treatment. Figures in italics indicate the base number of FP17s or Patient Questionnaire responses are less than 100. N/A is shown where the base number of responses is less than 10 during the period. % is calculated as Quantity/Base number*100

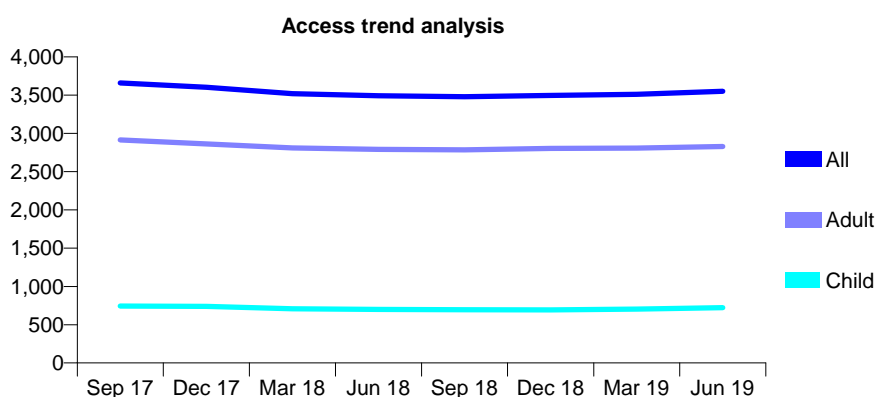
Q66 - Vital Signs At a Glance Contract Report for 738352/0006 - June 2019

Name or company name	MR TR JOHNSON
Contract type name	GDS Contract
Purpose of contract	General
Contract start date	01/08/2008
Contract end date	

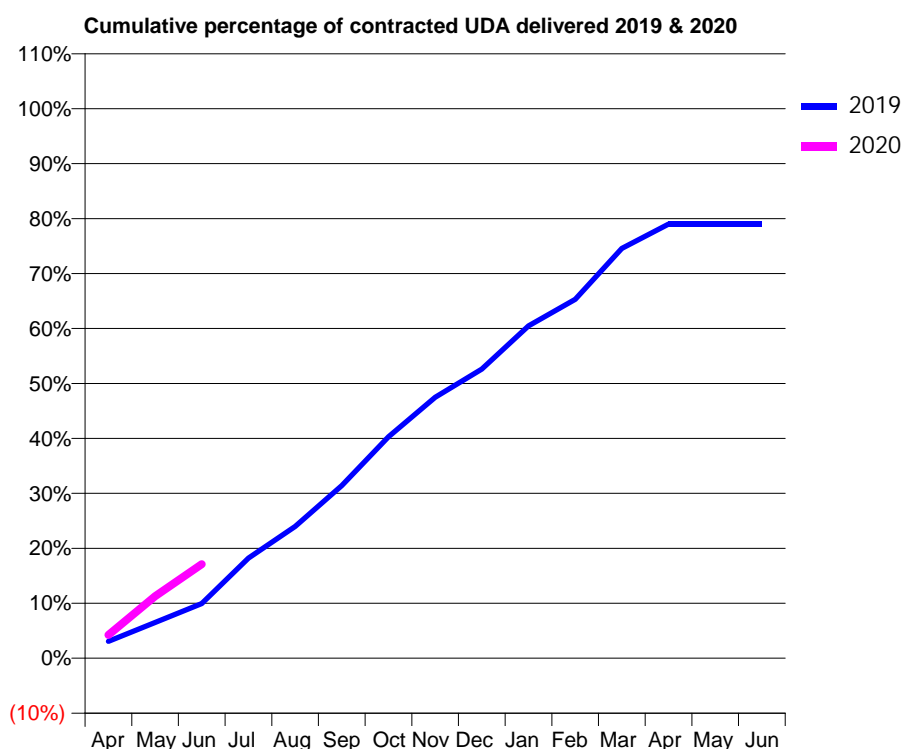
19/20 Contracted general activity (UDA)	10,591
Carry forward general activity (UDA)	0
19/20 Contracted orthodontic activity (UOA)	0
Carry forward orthodontic activity (UOA)	0
Baseline contract value	£235,931.83

ACCESS*

Patients seen in 24 months	Total	Change since previous quarter
Quarter ending June 2018	3,492	
Quarter ending September 2018	3,480	→
Quarter ending December 2018	3,496	→
Quarter ending March 2019	3,511	→
Quarter ending June 2019	3,551	→
Variance since June 2018	1.7%	→



ACTIVITY



Month	2019	2020
April	326	449
May	691	1,197
June	1,052	1,813
July	1,930	
August	2,542	
September	3,328	
October	4,266	
November	5,029	
December	5,574	
January	6,406	
February	6,917	
March	7,896	
April	8,367	
May	8,367	
June	8,367	

QUALITY

	Quantity	Base Number	Contract	AT	Region	England
% of FP17s for the same patient ID Re-attending within 3 months - Children	18	296	6.1%	8.6%	10.6%	11.4%
% of FP17s for the same patient ID Re-attending within 3 months - Adults	172	1,122	15.3%	13.5%	15.2%	15.4%
% of FP17s for the same patient ID Re-attending between 3 & 9 months - Children	193	296	65.2%	61.2%	62.3%	59.8%
% of FP17s for the same patient ID Re-attending between 3 & 9 months - Adults	767	1,122	68.4%	52.3%	53.3%	52.1%
% of FP17s for Band 1 Urgent Courses	88	1,017	8.7%	10.0%	9.7%	9.2%
% of FP17s Relating to Free Repair or Replacements	0	1,017	0.0%	0.9%	0.6%	0.7%
% of FP17s Relating to Continuations	25	1,017	2.5%	0.9%	0.8%	0.8%
% of Patients satisfied with the dentistry they have received	4	4	N/A	94.0%	93.4%	93.4%
% of Patients satisfied with the time they had to wait for an appointment	4	4	N/A	85.7%	86.8%	87.6%

* This is based on patients treated on this contract for their most recent course of treatment.

Figures in italics indicate the base number of FP17s or Patient Questionnaire responses are less than 100. N/A is shown where the base number of responses is less than 10 during the period. % is calculated as Quantity/Base number*100

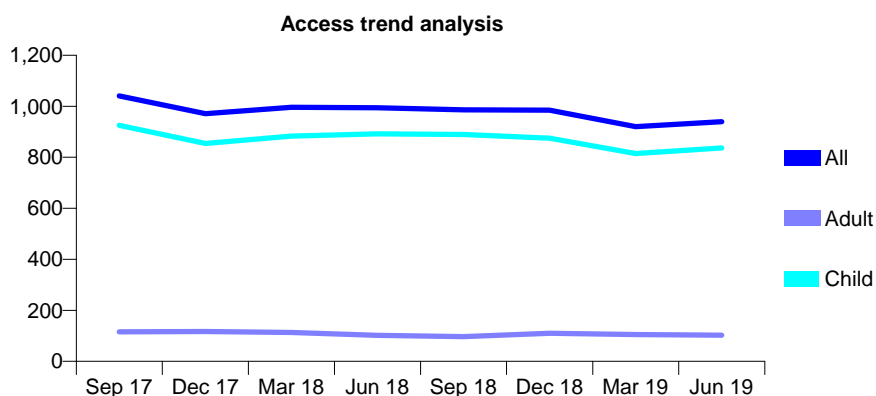
Q66 - Vital Signs At a Glance Contract Report for 738352/0007 - June 2019

Name or company name	MR TR JOHNSON
Contract type name	GDS Contract
Purpose of contract	General
Contract start date	01/05/2014
Contract end date	

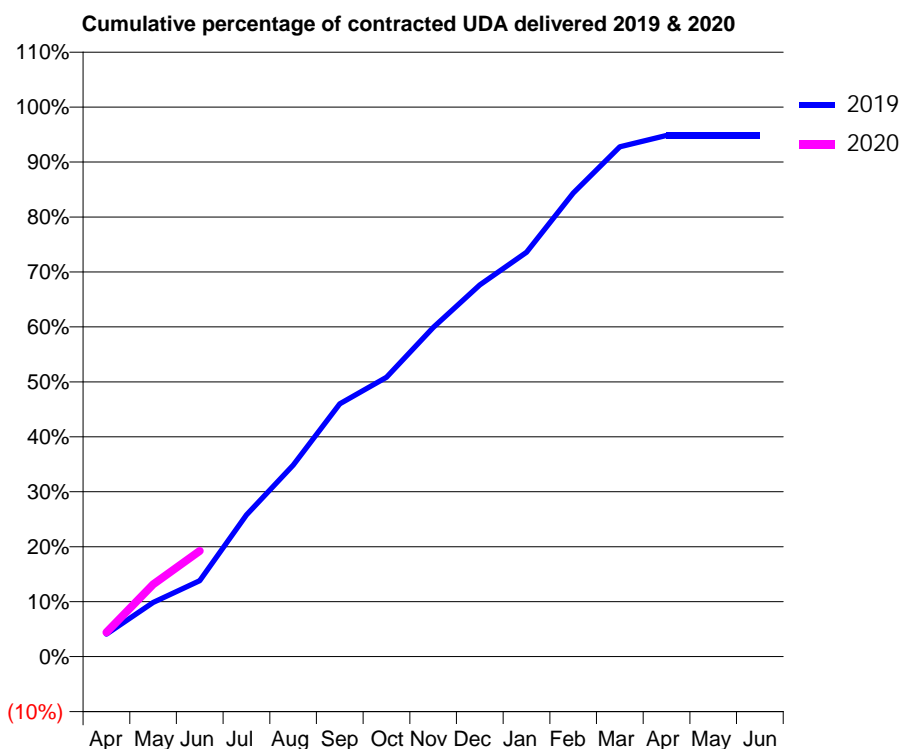
19/20 Contracted general activity (UDA)	2,477
Carry forward general activity (UDA)	0
19/20 Contracted orthodontic activity (UOA)	0
Carry forward orthodontic activity (UOA)	0
Baseline contract value	£55,043.67

ACCESS*

Patients seen in 24 months	Total	Change since previous quarter
Quarter ending June 2018	994	
Quarter ending September 2018	986	→
Quarter ending December 2018	985	→
Quarter ending March 2019	920	↓
Quarter ending June 2019	940	↑
Variance since June 2018	(5.4%)	↓



ACTIVITY



Month	Adjusted Scheduled Activity (UDA)	
	2019	2020
April	101	109
May	244	325
June	342	476
July	639	
August	863	
September	1,139	
October	1,259	
November	1,484	
December	1,676	
January	1,822	
February	2,090	
March	2,297	
April	2,349	
May	2,349	
June	2,349	

QUALITY

	Quantity	Base Number	Contract	AT	Region	England
% of FP17s for the same patient ID Re-attending within 3 months - Children	13	368	3.5%	8.6%	10.6%	11.4%
% of FP17s for the same patient ID Re-attending within 3 months - Adults	0	12	0.0%	13.5%	15.2%	15.4%
% of FP17s for the same patient ID Re-attending between 3 & 9 months - Children	240	368	65.2%	61.2%	62.3%	59.8%
% of FP17s for the same patient ID Re-attending between 3 & 9 months - Adults	5	12	41.7%	52.3%	53.3%	52.1%
% of FP17s for Band 1 Urgent Courses	2	348	0.6%	10.0%	9.7%	9.2%
% of FP17s Relating to Free Repair or Replacements	0	348	0.0%	0.9%	0.6%	0.7%
% of FP17s Relating to Continuations	0	348	0.0%	0.9%	0.8%	0.8%
% of Patients satisfied with the dentistry they have received	0	0	N/A	94.0%	93.4%	93.4%
% of Patients satisfied with the time they had to wait for an appointment	0	0	N/A	85.7%	86.8%	87.6%

* This is based on patients treated on this contract for their most recent course of treatment. Figures in italics indicate the base number of FP17s or Patient Questionnaire responses are less than 100. N/A is shown where the base number of responses is less than 10 during the period. % is calculated as Quantity/Base number*100

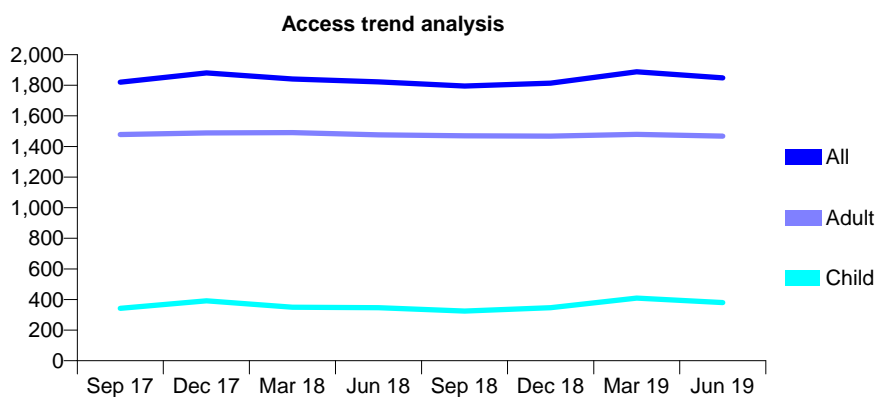
Q66 - Vital Signs At a Glance Contract Report for 738352/0008 - June 2019

Name or company name	MR TR JOHNSON
Contract type name	GDS Contract
Purpose of contract	General
Contract start date	01/05/2014
Contract end date	

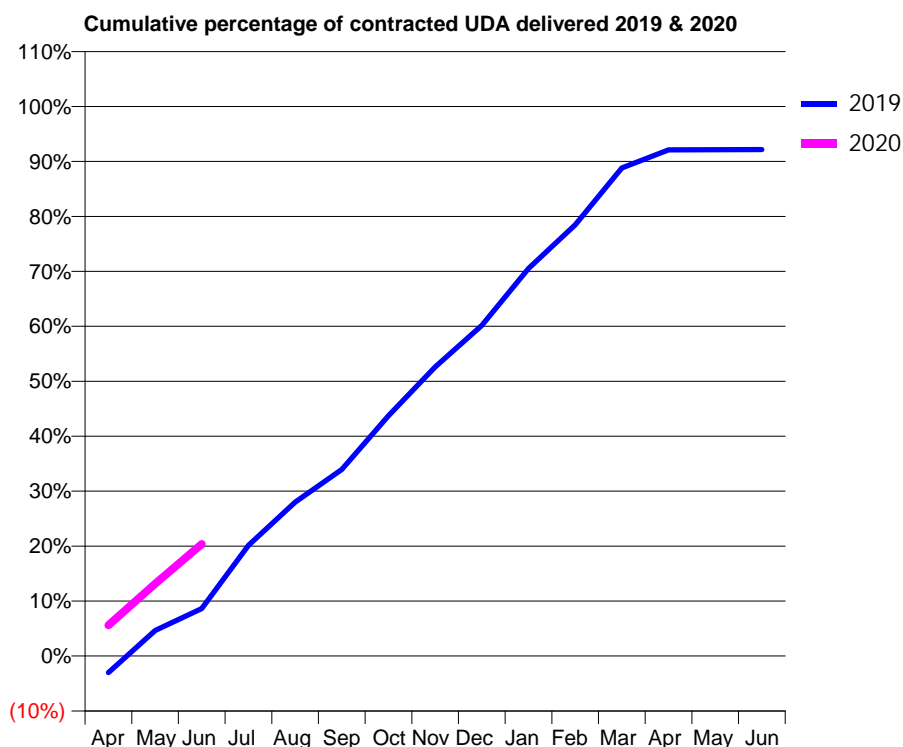
19/20 Contracted general activity (UDA)	6,000
Carry forward general activity (UDA)	0
19/20 Contracted orthodontic activity (UOA)	0
Carry forward orthodontic activity (UOA)	0
Baseline contract value	£193,152.40

ACCESS*

Patients seen in 24 months	Total	Change since previous quarter
Quarter ending June 2018	1,822	
Quarter ending September 2018	1,795	↓
Quarter ending December 2018	1,814	→
Quarter ending March 2019	1,888	↑
Quarter ending June 2019	1,848	↓
Variance since June 2018	1.4%	→



ACTIVITY



Month	Adjusted Scheduled Activity (UDA)	
	2019	2020
April	-182	337
May	278	791
June	517	1,222
July	1,209	
August	1,681	
September	2,037	
October	2,624	
November	3,157	
December	3,608	
January	4,232	
February	4,708	
March	5,328	
April	5,527	
May	5,528	
June	5,529	

QUALITY

	Quantity	Base Number	Contract	AT	Region	England
% of FP17s for the same patient ID Re-attending within 3 months - Children	7	110	6.4%	8.6%	10.6%	11.4%
% of FP17s for the same patient ID Re-attending within 3 months - Adults	87	557	15.6%	13.5%	15.2%	15.4%
% of FP17s for the same patient ID Re-attending between 3 & 9 months - Children	58	110	52.7%	61.2%	62.3%	59.8%
% of FP17s for the same patient ID Re-attending between 3 & 9 months - Adults	342	557	61.4%	52.3%	53.3%	52.1%
% of FP17s for Band 1 Urgent Courses	29	569	5.1%	10.0%	9.7%	9.2%
% of FP17s Relating to Free Repair or Replacements	4	569	0.7%	0.9%	0.6%	0.7%
% of FP17s Relating to Continuations	13	569	2.3%	0.9%	0.8%	0.8%
% of Patients satisfied with the dentistry they have received	1	1	N/A	94.0%	93.4%	93.4%
% of Patients satisfied with the time they had to wait for an appointment	1	1	N/A	85.7%	86.8%	87.6%

* This is based on patients treated on this contract for their most recent course of treatment. Figures in italics indicate the base number of FP17s or Patient Questionnaire responses are less than 100. N/A is shown where the base number of responses is less than 10 during the period. % is calculated as Quantity/Base number*100

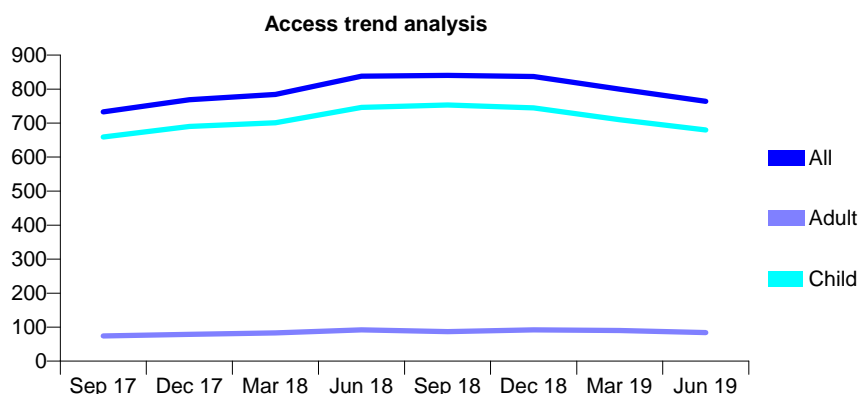
Q66 - Vital Signs At a Glance Contract Report for 738964/0001 - June 2019

Name or company name	MR PA BALDWIN
Contract type name	GDS Contract
Purpose of contract	General and Orthodontic
Contract start date	01/06/2014
Contract end date	

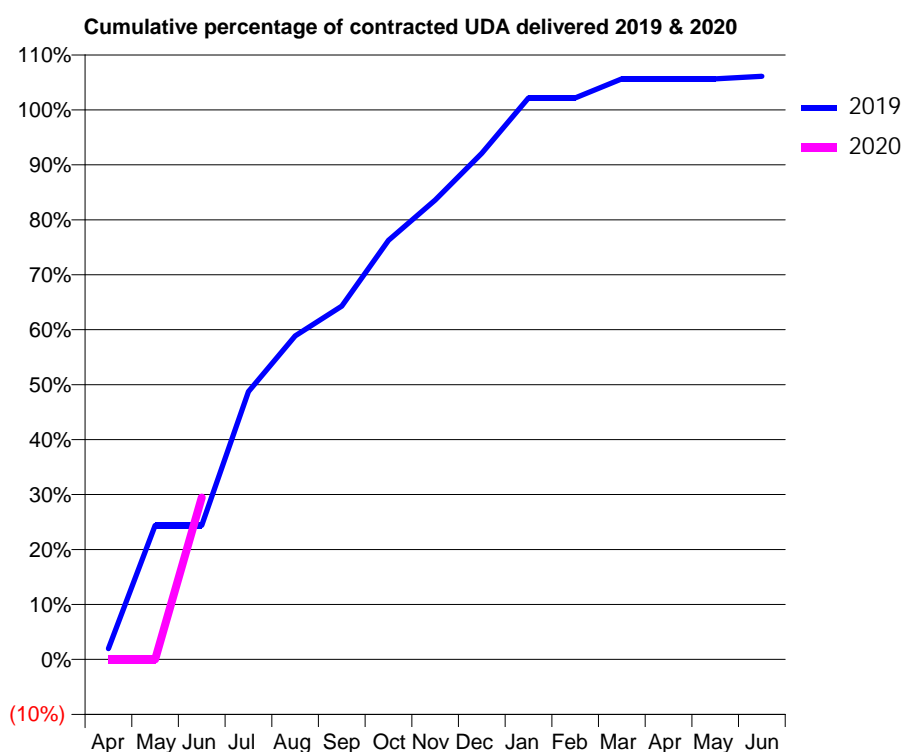
19/20 Contracted general activity (UDA)	1,815
Carry forward general activity (UDA)	0
19/20 Contracted orthodontic activity (UOA)	250
Carry forward orthodontic activity (UOA)	0
Baseline contract value	£63,602.88

ACCESS*

Patients seen in 24 months	Total	Change since previous quarter
Quarter ending June 2018	838	
Quarter ending September 2018	840	→
Quarter ending December 2018	837	→
Quarter ending March 2019	800	↓
Quarter ending June 2019	764	↓
Variance since June 2018	(8.8%)	↓



ACTIVITY



Month	2019	2020
April	36	0
May	443	0
June	443	535
July	885	
August	1,068	
September	1,167	
October	1,384	
November	1,517	
December	1,672	
January	1,855	
February	1,855	
March	1,918	
April	1,918	
May	1,918	
June	1,926	

QUALITY

	Quantity	Base Number	Contract	AT	Region	England
% of FP17s for the same patient ID Re-attending within 3 months - Children	17	371	4.6%	8.6%	10.6%	11.4%
% of FP17s for the same patient ID Re-attending within 3 months - Adults	0	10	0.0%	13.5%	15.2%	15.4%
% of FP17s for the same patient ID Re-attending between 3 & 9 months - Children	269	371	72.5%	61.2%	62.3%	59.8%
% of FP17s for the same patient ID Re-attending between 3 & 9 months - Adults	8	10	80.0%	52.3%	53.3%	52.1%
% of FP17s for Band 1 Urgent Courses	9	368	2.4%	10.0%	9.7%	9.2%
% of FP17s Relating to Free Repair or Replacements	0	368	0.0%	0.9%	0.6%	0.7%
% of FP17s Relating to Continuations	0	368	0.0%	0.9%	0.8%	0.8%
% of Patients satisfied with the dentistry they have received	0	0	N/A	94.0%	93.4%	93.4%
% of Patients satisfied with the time they had to wait for an appointment	0	0	N/A	85.7%	86.8%	87.6%

* This is based on patients treated on this contract for their most recent course of treatment. Figures in italics indicate the base number of FP17s or Patient Questionnaire responses are less than 100. N/A is shown where the base number of responses is less than 10 during the period. % is calculated as Quantity/Base number*100

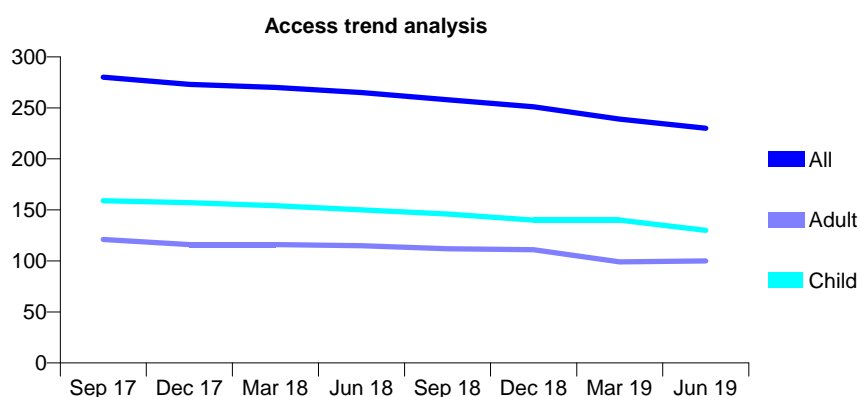
Q66 - Vital Signs At a Glance Contract Report for 745502/0001 - June 2019

Name or company name	The Manor House Dental Practice
Contract type name	GDS Contract
Purpose of contract	General
Contract start date	01/04/2006
Contract end date	

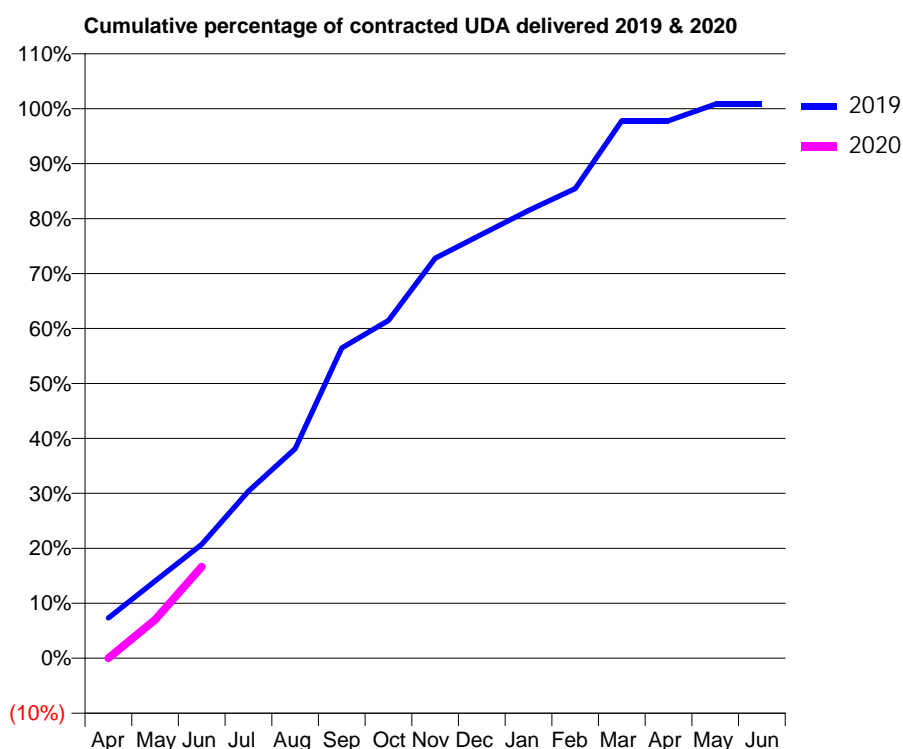
19/20 Contracted general activity (UDA)	300
Carry forward general activity (UDA)	0
19/20 Contracted orthodontic activity (UOA)	0
Carry forward orthodontic activity (UOA)	0
Baseline contract value	£8,292.56

ACCESS*

Patients seen in 24 months	Total	Change since previous quarter
Quarter ending June 2018	265	
Quarter ending September 2018	258	↓
Quarter ending December 2018	251	↓
Quarter ending March 2019	239	↓
Quarter ending June 2019	230	↓
Variance since June 2018	(13.2%)	↓



ACTIVITY



Month	2019	2020
April	22	0
May	42	21
June	62	50
July	91	
August	114	
September	169	
October	184	
November	218	
December	231	
January	244	
February	256	
March	293	
April	293	
May	302	
June	302	

QUALITY

	Quantity	Base Number	Contract	AT	Region	England
% of FP17s for the same patient ID Re-attending within 3 months - Children	2	36	5.6%	8.6%	10.6%	11.4%
% of FP17s for the same patient ID Re-attending within 3 months - Adults	0	9	0.0%	13.5%	15.2%	15.4%
% of FP17s for the same patient ID Re-attending between 3 & 9 months - Children	27	36	75.0%	61.2%	62.3%	59.8%
% of FP17s for the same patient ID Re-attending between 3 & 9 months - Adults	4	9	44.4%	52.3%	53.3%	52.1%
% of FP17s for Band 1 Urgent Courses	0	36	0.0%	10.0%	9.7%	9.2%
% of FP17s Relating to Free Repair or Replacements	0	36	0.0%	0.9%	0.6%	0.7%
% of FP17s Relating to Continuations	0	36	0.0%	0.9%	0.8%	0.8%
% of Patients satisfied with the dentistry they have received	0	0	N/A	94.0%	93.4%	93.4%
% of Patients satisfied with the time they had to wait for an appointment	0	0	N/A	85.7%	86.8%	87.6%

* This is based on patients treated on this contract for their most recent course of treatment.

Figures in italics indicate the base number of FP17s or Patient Questionnaire responses are less than 100. N/A is shown where the base number of responses is less than 10 during the period. % is calculated as Quantity/Base number*100

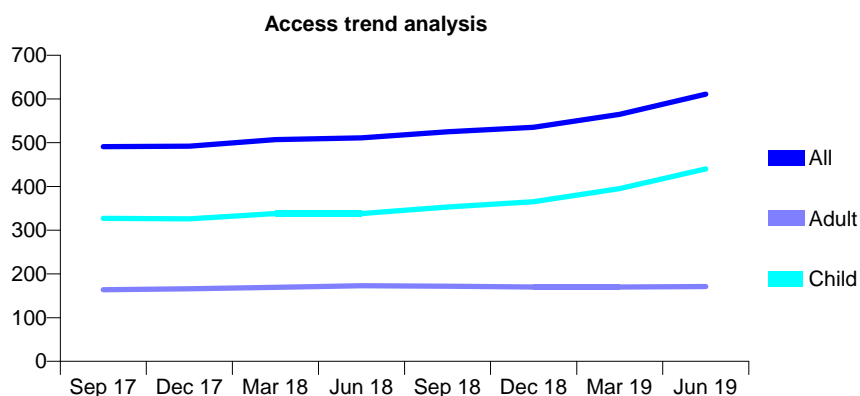
Q66 - Vital Signs At a Glance Contract Report for 745731/0001 - June 2019

Name or company name	MR MW BRAY
Contract type name	GDS Contract
Purpose of contract	General
Contract start date	01/04/2006
Contract end date	

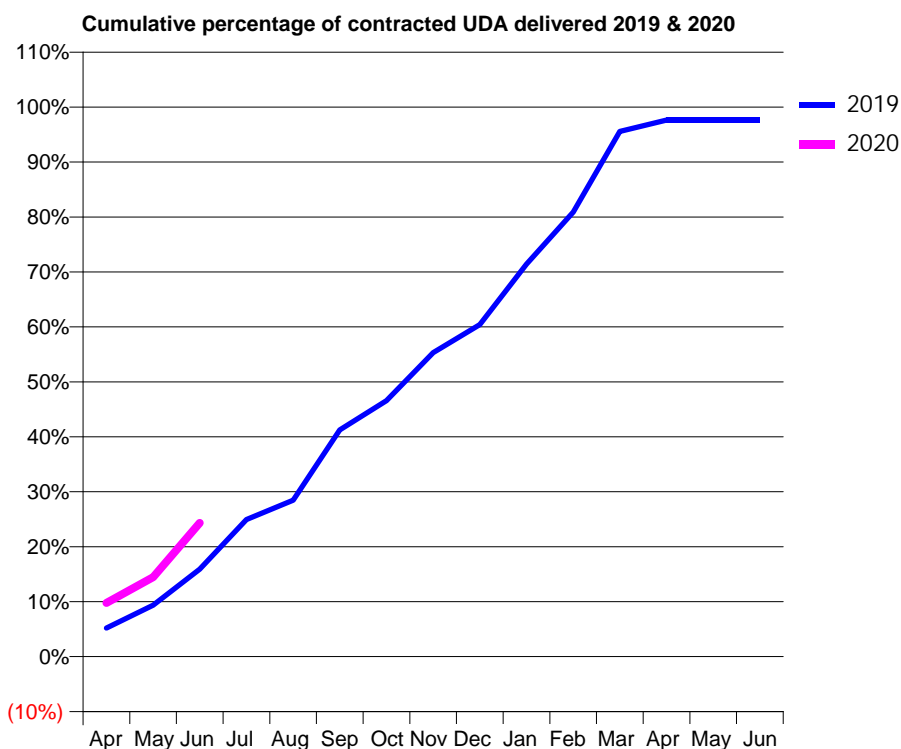
19/20 Contracted general activity (UDA)	962
Carry forward general activity (UDA)	0
19/20 Contracted orthodontic activity (UOA)	0
Carry forward orthodontic activity (UOA)	0
Baseline contract value	£28,972.80

ACCESS*

Patients seen in 24 months	Total	Change since previous quarter
Quarter ending June 2018	511	
Quarter ending September 2018	525	↑
Quarter ending December 2018	535	→
Quarter ending March 2019	565	↑
Quarter ending June 2019	611	↑
Variance since June 2018	19.6%	↑



ACTIVITY



Month	Adjusted Scheduled Activity (UDA)	
	2019	2020
April	50	94
May	90	139
June	153	234
July	240	
August	274	
September	397	
October	448	
November	532	
December	581	
January	687	
February	778	
March	919	
April	939	
May	939	
June	939	

QUALITY

	Quantity	Base Number	Contract	AT	Region	England
% of FP17s for the same patient ID Re-attending within 3 months - Children	4	156	2.6%	8.6%	10.6%	11.4%
% of FP17s for the same patient ID Re-attending within 3 months - Adults	0	45	0.0%	13.5%	15.2%	15.4%
% of FP17s for the same patient ID Re-attending between 3 & 9 months - Children	73	156	46.8%	61.2%	62.3%	59.8%
% of FP17s for the same patient ID Re-attending between 3 & 9 months - Adults	15	45	33.3%	52.3%	53.3%	52.1%
% of FP17s for Band 1 Urgent Courses	0	192	0.0%	10.0%	9.7%	9.2%
% of FP17s Relating to Free Repair or Replacements	0	192	0.0%	0.9%	0.6%	0.7%
% of FP17s Relating to Continuations	3	192	1.6%	0.9%	0.8%	0.8%
% of Patients satisfied with the dentistry they have received	0	0	N/A	94.0%	93.4%	93.4%
% of Patients satisfied with the time they had to wait for an appointment	0	0	N/A	85.7%	86.8%	87.6%

* This is based on patients treated on this contract for their most recent course of treatment. Figures in italics indicate the base number of FP17s or Patient Questionnaire responses are less than 100. N/A is shown where the base number of responses is less than 10 during the period. % is calculated as Quantity/Base number*100

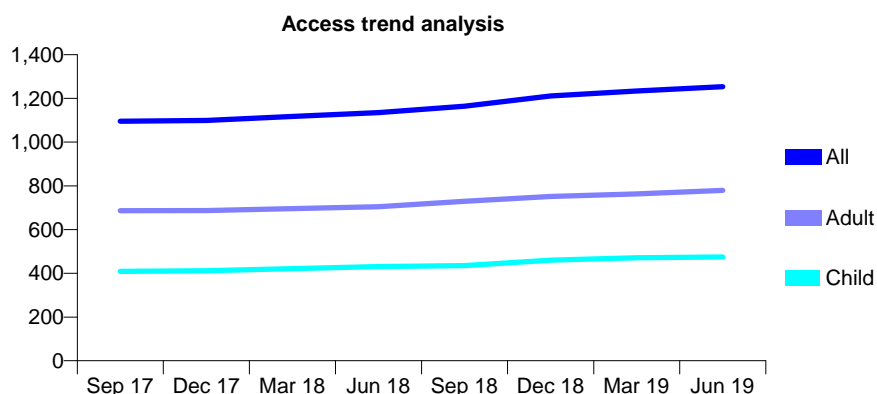
Q66 - Vital Signs At a Glance Contract Report for 749699/0001 - June 2019

Name or company name	MR AF KING
Contract type name	GDS Contract
Purpose of contract	General
Contract start date	01/04/2006
Contract end date	

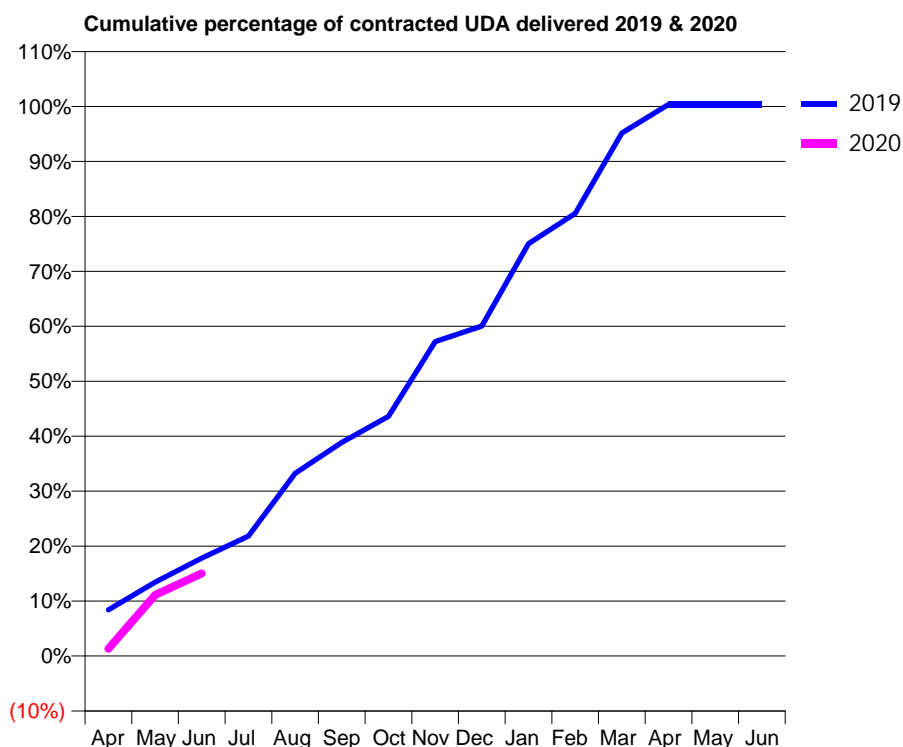
19/20 Contracted general activity (UDA)	1,300
Carry forward general activity (UDA)	0
19/20 Contracted orthodontic activity (UOA)	0
Carry forward orthodontic activity (UOA)	0
Baseline contract value	£36,109.88

ACCESS*

Patients seen in 24 months	Total	Change since previous quarter
Quarter ending June 2018	1,135	
Quarter ending September 2018	1,164	↑
Quarter ending December 2018	1,211	↑
Quarter ending March 2019	1,234	→
Quarter ending June 2019	1,254	→
Variance since June 2018	10.5%	↑



ACTIVITY



Month	Adjusted Scheduled Activity (UDA)	
	2019	2020
April	109	17
May	175	144
June	231	196
July	284	
August	432	
September	505	
October	567	
November	744	
December	781	
January	975	
February	1,047	
March	1,237	
April	1,305	
May	1,305	
June	1,305	

QUALITY

	Quantity	Base Number	Contract	AT	Region	England
% of FP17s for the same patient ID Re-attending within 3 months - Children	14	170	8.2%	8.6%	10.6%	11.4%
% of FP17s for the same patient ID Re-attending within 3 months - Adults	35	224	15.6%	13.5%	15.2%	15.4%
% of FP17s for the same patient ID Re-attending between 3 & 9 months - Children	117	170	68.8%	61.2%	62.3%	59.8%
% of FP17s for the same patient ID Re-attending between 3 & 9 months - Adults	142	224	63.4%	52.3%	53.3%	52.1%
% of FP17s for Band 1 Urgent Courses	9	130	6.9%	10.0%	9.7%	9.2%
% of FP17s Relating to Free Repair or Replacements	1	130	0.8%	0.9%	0.6%	0.7%
% of FP17s Relating to Continuations	0	130	0.0%	0.9%	0.8%	0.8%
% of Patients satisfied with the dentistry they have received	0	0	N/A	94.0%	93.4%	93.4%
% of Patients satisfied with the time they had to wait for an appointment	0	0	N/A	85.7%	86.8%	87.6%

* This is based on patients treated on this contract for their most recent course of treatment. Figures in italics indicate the base number of FP17s or Patient Questionnaire responses are less than 100. N/A is shown where the base number of responses is less than 10 during the period. % is calculated as Quantity/Base number*100

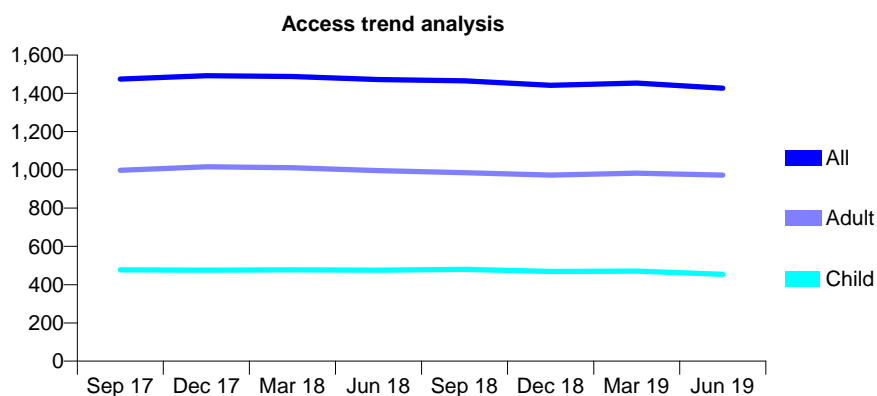
Q66 - Vital Signs At a Glance Contract Report for 752029/0002 - June 2019

Name or company name	MR PD JINKS
Contract type name	GDS Contract
Purpose of contract	General
Contract start date	01/04/2011
Contract end date	

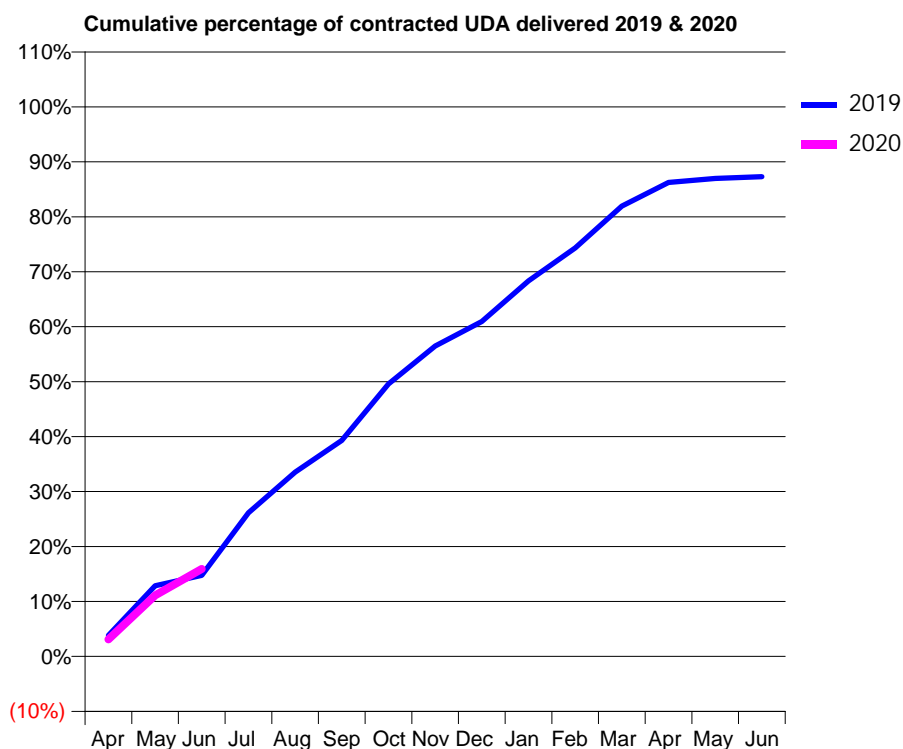
19/20 Contracted general activity (UDA)	4,699
Carry forward general activity (UDA)	0
19/20 Contracted orthodontic activity (UOA)	0
Carry forward orthodontic activity (UOA)	0
Baseline contract value	£133,839.55

ACCESS*

Patients seen in 24 months	Total	Change since previous quarter
Quarter ending June 2018	1,472	
Quarter ending September 2018	1,465	→
Quarter ending December 2018	1,442	↓
Quarter ending March 2019	1,453	→
Quarter ending June 2019	1,427	↓
Variance since June 2018	(3.1%)	↓



ACTIVITY



Month	2019	2020
April	181	145
May	604	523
June	693	747
July	1,228	
August	1,577	
September	1,847	
October	2,330	
November	2,654	
December	2,864	
January	3,211	
February	3,493	
March	3,851	
April	4,052	
May	4,088	
June	4,103	

QUALITY

	Quantity	Base Number	Contract	AT	Region	England
% of FP17s for the same patient ID Re-attending within 3 months - Children	4	132	3.0%	8.6%	10.6%	11.4%
% of FP17s for the same patient ID Re-attending within 3 months - Adults	46	343	13.4%	13.5%	15.2%	15.4%
% of FP17s for the same patient ID Re-attending between 3 & 9 months - Children	80	132	60.6%	61.2%	62.3%	59.8%
% of FP17s for the same patient ID Re-attending between 3 & 9 months - Adults	213	343	62.1%	52.3%	53.3%	52.1%
% of FP17s for Band 1 Urgent Courses	5	369	1.4%	10.0%	9.7%	9.2%
% of FP17s Relating to Free Repair or Replacements	0	369	0.0%	0.9%	0.6%	0.7%
% of FP17s Relating to Continuations	13	369	3.5%	0.9%	0.8%	0.8%
% of Patients satisfied with the dentistry they have received	6	6	N/A	94.0%	93.4%	93.4%
% of Patients satisfied with the time they had to wait for an appointment	5	6	N/A	85.7%	86.8%	87.6%

* This is based on patients treated on this contract for their most recent course of treatment. Figures in italics indicate the base number of FP17s or Patient Questionnaire responses are less than 100. N/A is shown where the base number of responses is less than 10 during the period. % is calculated as Quantity/Base number*100

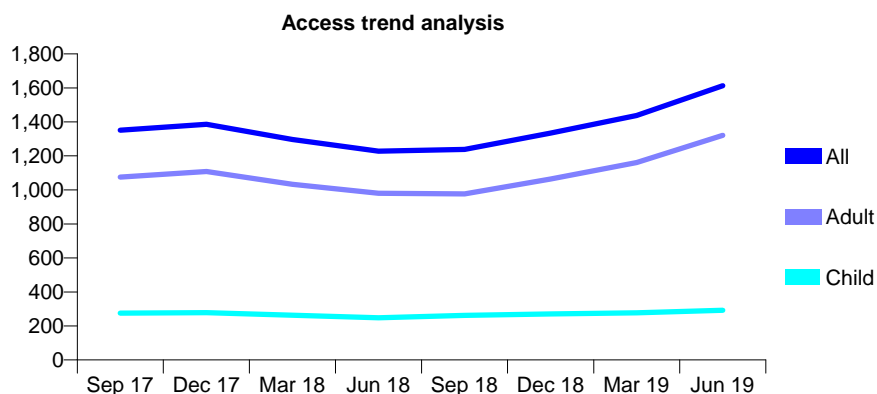
Q66 - Vital Signs At a Glance Contract Report for 753785/0001 - June 2019

Name or company name	MR RJ PRINGLE
Contract type name	GDS Contract
Purpose of contract	General
Contract start date	01/04/2006
Contract end date	

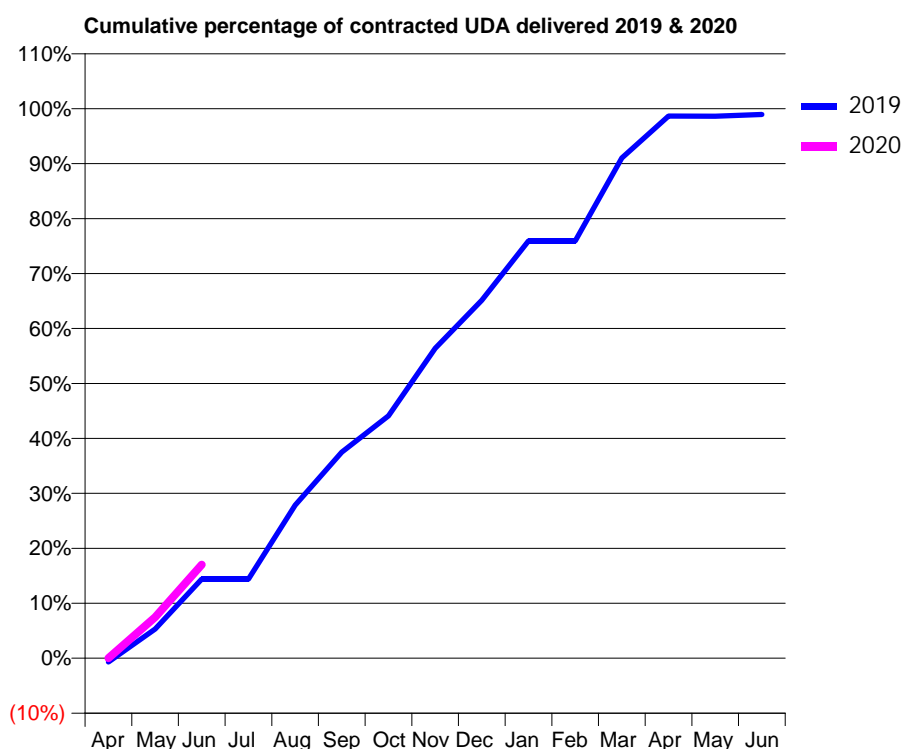
19/20 Contracted general activity (UDA)	5,883
Carry forward general activity (UDA)	0
19/20 Contracted orthodontic activity (UOA)	0
Carry forward orthodontic activity (UOA)	0
Baseline contract value	£161,086.55

ACCESS*

Patients seen in 24 months	Total	Change since previous quarter
Quarter ending June 2018	1,228	
Quarter ending September 2018	1,238	→
Quarter ending December 2018	1,334	↑
Quarter ending March 2019	1,438	↑
Quarter ending June 2019	1,613	↑
Variance since June 2018	31.4%	↑



ACTIVITY



Month	2019	2020
April	-24	0
May	182	440
June	493	1,002
July	493	
August	955	
September	1,285	
October	1,511	
November	1,932	
December	2,233	
January	2,602	
February	2,602	
March	3,119	
April	3,381	
May	3,380	
June	3,391	

QUALITY

	Quantity	Base Number	Contract	AT	Region	England
% of FP17s for the same patient ID Re-attending within 3 months - Children	6	135	4.4%	8.6%	10.6%	11.4%
% of FP17s for the same patient ID Re-attending within 3 months - Adults	48	655	7.3%	13.5%	15.2%	15.4%
% of FP17s for the same patient ID Re-attending between 3 & 9 months - Children	47	135	34.8%	61.2%	62.3%	59.8%
% of FP17s for the same patient ID Re-attending between 3 & 9 months - Adults	230	655	35.1%	52.3%	53.3%	52.1%
% of FP17s for Band 1 Urgent Courses	58	635	9.1%	10.0%	9.7%	9.2%
% of FP17s Relating to Free Repair or Replacements	0	635	0.0%	0.9%	0.6%	0.7%
% of FP17s Relating to Continuations	1	635	0.2%	0.9%	0.8%	0.8%
% of Patients satisfied with the dentistry they have received	0	0	N/A	94.0%	93.4%	93.4%
% of Patients satisfied with the time they had to wait for an appointment	0	0	N/A	85.7%	86.8%	87.6%

* This is based on patients treated on this contract for their most recent course of treatment.

Figures in italics indicate the base number of FP17s or Patient Questionnaire responses are less than 100. N/A is shown where the base number of responses is less than 10 during the period. % is calculated as Quantity/Base number*100

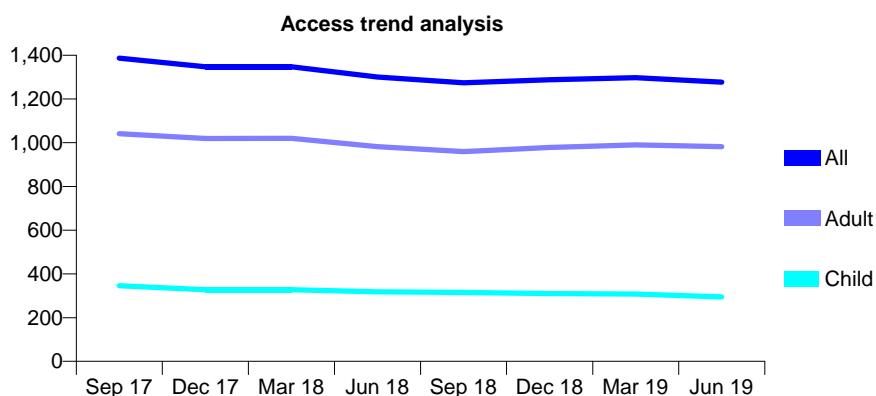
Q66 - Vital Signs At a Glance Contract Report for 753793/0001 - June 2019

Name or company name	MISS KA BABOS
Contract type name	GDS Contract
Purpose of contract	General
Contract start date	01/04/2006
Contract end date	

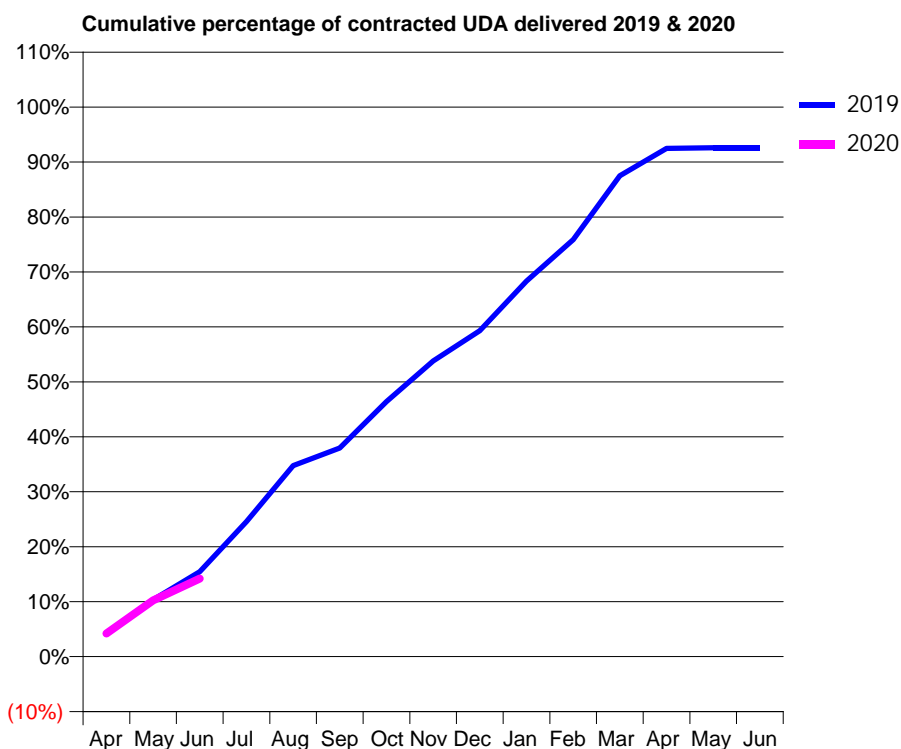
19/20 Contracted general activity (UDA)	4,500
Carry forward general activity (UDA)	0
19/20 Contracted orthodontic activity (UOA)	0
Carry forward orthodontic activity (UOA)	0
Baseline contract value	£138,799.02

ACCESS*

Patients seen in 24 months	Total	Change since previous quarter
Quarter ending June 2018	1,300	
Quarter ending September 2018	1,274	↓
Quarter ending December 2018	1,288	→
Quarter ending March 2019	1,298	→
Quarter ending June 2019	1,277	↓
Variance since June 2018	(1.8%)	↓



ACTIVITY



Month	Adjusted Scheduled Activity (UDA)	
	2019	2020
April	194	190
May	465	460
June	696	640
July	1,106	
August	1,564	
September	1,708	
October	2,088	
November	2,421	
December	2,668	
January	3,075	
February	3,414	
March	3,937	
April	4,161	
May	4,167	
June	4,167	

QUALITY

	Quantity	Base Number	Contract	AT	Region	England
% of FP17s for the same patient ID Re-attending within 3 months - Children	3	84	3.6%	8.6%	10.6%	11.4%
% of FP17s for the same patient ID Re-attending within 3 months - Adults	60	280	21.4%	13.5%	15.2%	15.4%
% of FP17s for the same patient ID Re-attending between 3 & 9 months - Children	27	84	32.1%	61.2%	62.3%	59.8%
% of FP17s for the same patient ID Re-attending between 3 & 9 months - Adults	78	280	27.9%	52.3%	53.3%	52.1%
% of FP17s for Band 1 Urgent Courses	49	300	16.3%	10.0%	9.7%	9.2%
% of FP17s Relating to Free Repair or Replacements	2	300	0.7%	0.9%	0.6%	0.7%
% of FP17s Relating to Continuations	3	300	1.0%	0.9%	0.8%	0.8%
% of Patients satisfied with the dentistry they have received	0	0	N/A	94.0%	93.4%	93.4%
% of Patients satisfied with the time they had to wait for an appointment	0	0	N/A	85.7%	86.8%	87.6%

* This is based on patients treated on this contract for their most recent course of treatment. Figures in italics indicate the base number of FP17s or Patient Questionnaire responses are less than 100. N/A is shown where the base number of responses is less than 10 during the period. % is calculated as Quantity/Base number*100

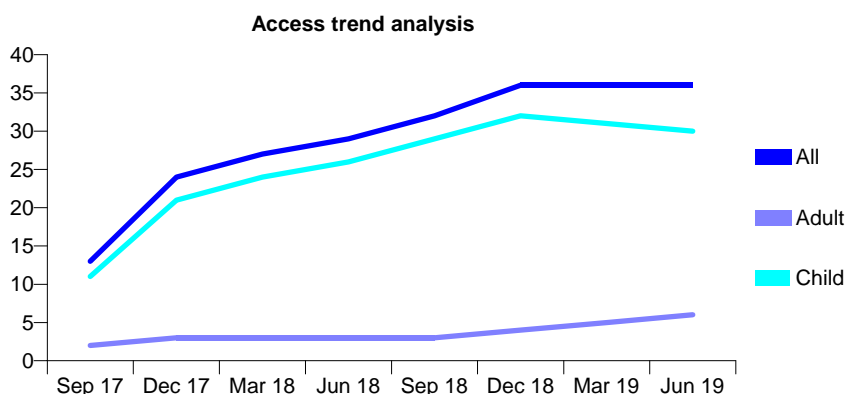
Q66 - Vital Signs At a Glance Contract Report for 762148/0001 - June 2019

Name or company name	MR V MIRZAYAN
Contract type name	GDS Contract
Purpose of contract	General
Contract start date	01/04/2006
Contract end date	

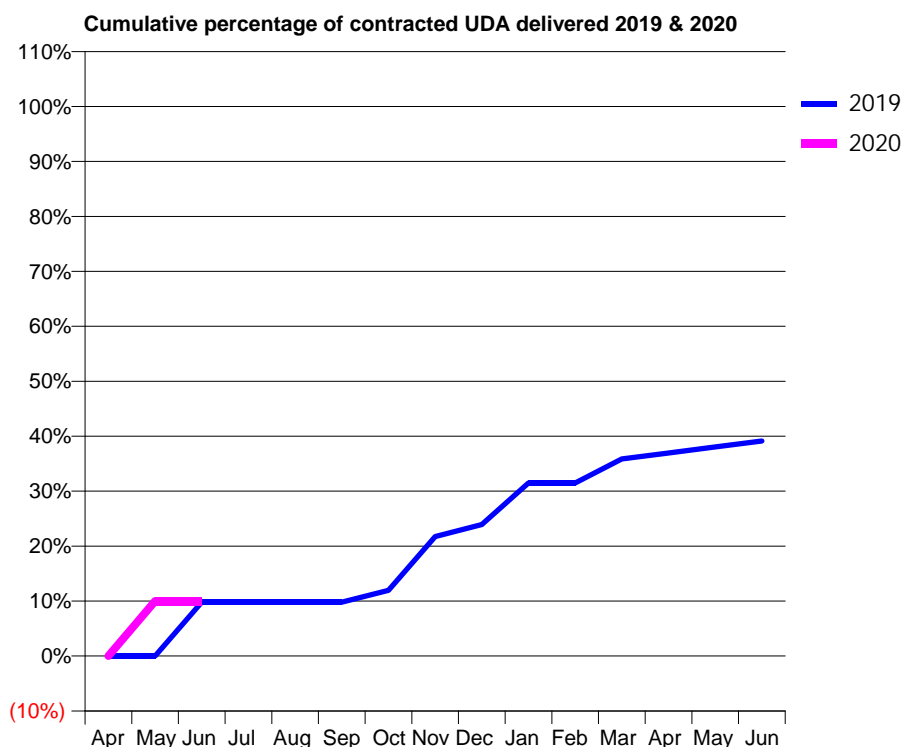
19/20 Contracted general activity (UDA)	92
Carry forward general activity (UDA)	0
19/20 Contracted orthodontic activity (UOA)	0
Carry forward orthodontic activity (UOA)	0
Baseline contract value	£2,841.86

ACCESS*

Patients seen in 24 months	Total	Change since previous quarter
Quarter ending June 2018	29	
Quarter ending September 2018	32	↑
Quarter ending December 2018	36	↑
Quarter ending March 2019	36	→
Quarter ending June 2019	36	→
Variance since June 2018	24.1%	↑



ACTIVITY



Month	Adjusted Scheduled Activity (UDA)	
	2019	2020
April	0	0
May	0	9
June	9	9
July	9	
August	9	
September	9	
October	11	
November	20	
December	22	
January	29	
February	29	
March	33	
April	34	
May	35	
June	36	

QUALITY

	Quantity	Base Number	Contract	AT	Region	England
% of FP17s for the same patient ID Re-attending within 3 months - Children	0	10	0.0%	8.6%	10.6%	11.4%
% of FP17s for the same patient ID Re-attending within 3 months - Adults	0	2	0.0%	13.5%	15.2%	15.4%
% of FP17s for the same patient ID Re-attending between 3 & 9 months - Children	7	10	70.0%	61.2%	62.3%	59.8%
% of FP17s for the same patient ID Re-attending between 3 & 9 months - Adults	1	2	50.0%	52.3%	53.3%	52.1%
% of FP17s for Band 1 Urgent Courses	1	9	11.1%	10.0%	9.7%	9.2%
% of FP17s Relating to Free Repair or Replacements	0	9	0.0%	0.9%	0.6%	0.7%
% of FP17s Relating to Continuations	0	9	0.0%	0.9%	0.8%	0.8%
% of Patients satisfied with the dentistry they have received	1	1	N/A	94.0%	93.4%	93.4%
% of Patients satisfied with the time they had to wait for an appointment	1	1	N/A	85.7%	86.8%	87.6%

* This is based on patients treated on this contract for their most recent course of treatment. Figures in italics indicate the base number of FP17s or Patient Questionnaire responses are less than 100. N/A is shown where the base number of responses is less than 10 during the period. % is calculated as Quantity/Base number*100

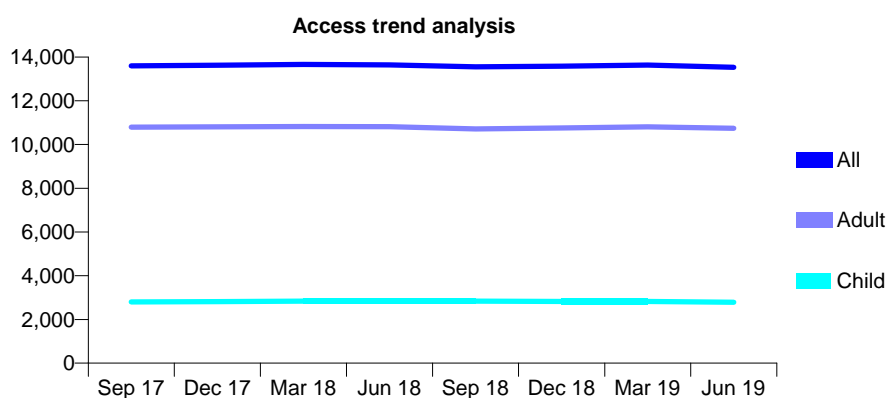
Q66 - Vital Signs At a Glance Contract Report for 762520/0001 - June 2019

Name or company name	Castle View Dental Practice
Contract type name	Pilot Contract
Purpose of contract	General and Orthodontic
Contract start date	01/09/2013
Contract end date	

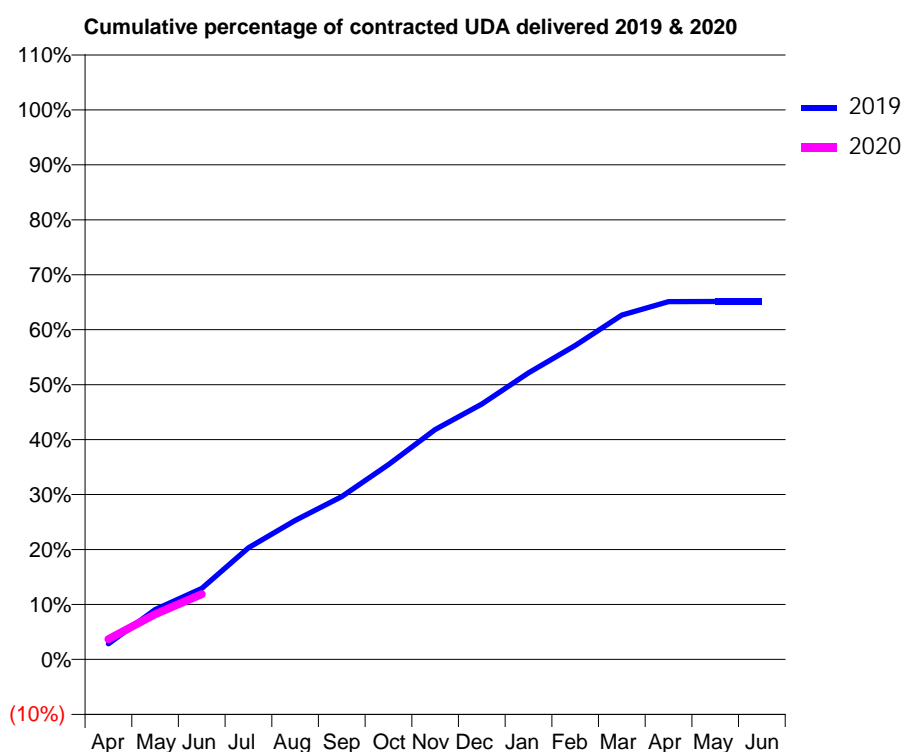
19/20 Contracted general activity (UDA)	31,724
Carry forward general activity (UDA)	0
19/20 Contracted orthodontic activity (UOA)	1,000
Carry forward orthodontic activity (UOA)	0
Baseline contract value	£1,065,834.74

ACCESS*

Patients seen in 24 months	Total	Change since previous quarter
Quarter ending June 2018	13,642	
Quarter ending September 2018	13,552	→
Quarter ending December 2018	13,582	→
Quarter ending March 2019	13,629	→
Quarter ending June 2019	13,533	→
Variance since June 2018	(0.8%)	→



ACTIVITY



Month	2019	2020
April	906	1,163
May	2,875	2,613
June	4,098	3,768
July	6,449	
August	8,026	
September	9,400	
October	11,250	
November	13,276	
December	14,740	
January	16,541	
February	18,128	
March	19,875	
April	20,651	
May	20,657	
June	20,659	

QUALITY

	Quantity	Base Number	Contract	AT	Region	England
% of FP17s for the same patient ID Re-attending within 3 months - Children	57	621	9.2%	8.6%	10.6%	11.4%
% of FP17s for the same patient ID Re-attending within 3 months - Adults	340	2,482	13.7%	13.5%	15.2%	15.4%
% of FP17s for the same patient ID Re-attending between 3 & 9 months - Children	152	621	24.5%	61.2%	62.3%	59.8%
% of FP17s for the same patient ID Re-attending between 3 & 9 months - Adults	582	2,482	23.4%	52.3%	53.3%	52.1%
% of FP17s for Band 1 Urgent Courses	278	2,237	12.4%	10.0%	9.7%	9.2%
% of FP17s Relating to Free Repair or Replacements	9	2,237	0.4%	0.9%	0.6%	0.7%
% of FP17s Relating to Continuations	9	2,237	0.4%	0.9%	0.8%	0.8%
% of Patients satisfied with the dentistry they have received	3	4	N/A	94.0%	93.4%	93.4%
% of Patients satisfied with the time they had to wait for an appointment	3	4	N/A	85.7%	86.8%	87.6%

* This is based on patients treated on this contract for their most recent course of treatment. Figures in italics indicate the base number of FP17s or Patient Questionnaire responses are less than 100. N/A is shown where the base number of responses is less than 10 during the period. % is calculated as Quantity/Base number*100

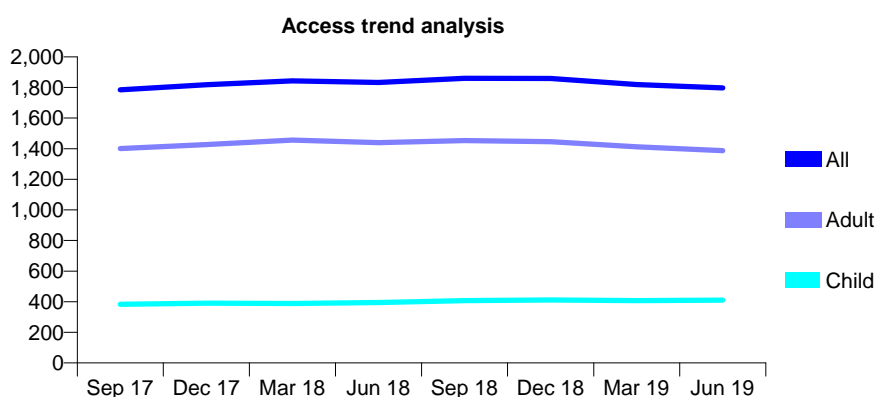
Q66 - Vital Signs At a Glance Contract Report for 763969/0001 - June 2019

Name or company name	MR V AVAKIAN
Contract type name	GDS Contract
Purpose of contract	General
Contract start date	01/04/2006
Contract end date	

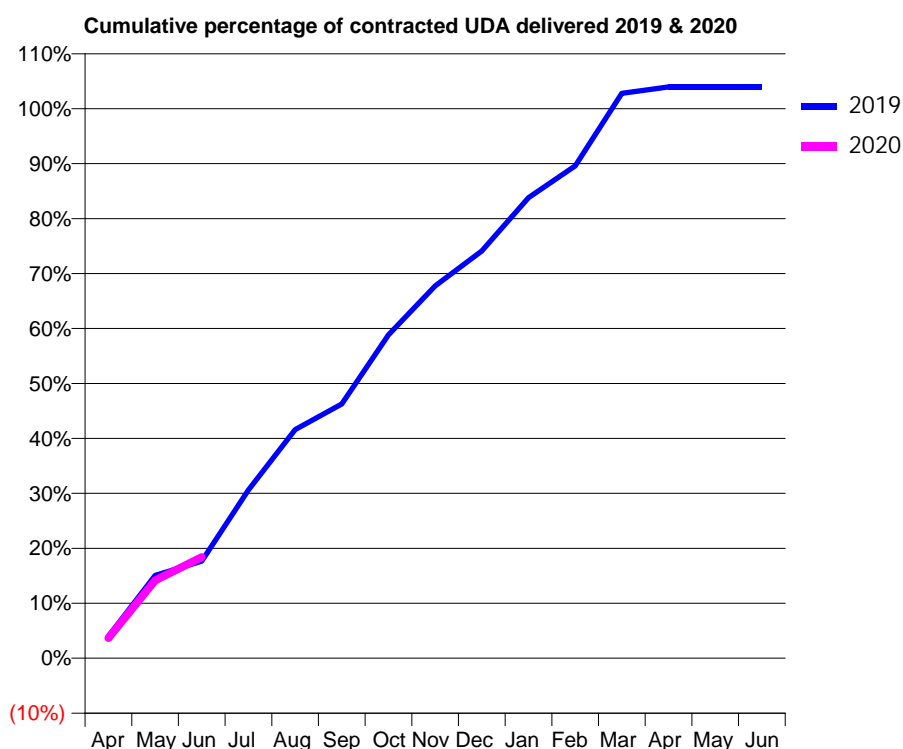
19/20 Contracted general activity (UDA)	6,526
Carry forward general activity (UDA)	0
19/20 Contracted orthodontic activity (UOA)	0
Carry forward orthodontic activity (UOA)	0
Baseline contract value	£165,797.40

ACCESS*

Patients seen in 24 months	Total	Change since previous quarter
Quarter ending June 2018	1,833	
Quarter ending September 2018	1,860	→
Quarter ending December 2018	1,858	→
Quarter ending March 2019	1,819	↓
Quarter ending June 2019	1,797	↓
Variance since June 2018	(2.0%)	↓



ACTIVITY



Month	2019	2020
April	262	241
May	985	925
June	1,154	1,199
July	1,999	
August	2,714	
September	3,019	
October	3,839	
November	4,421	
December	4,836	
January	5,470	
February	5,848	
March	6,707	
April	6,784	
May	6,784	
June	6,784	

QUALITY

	Quantity	Base Number	Contract	AT	Region	England
% of FP17s for the same patient ID Re-attending within 3 months - Children	6	116	5.2%	8.6%	10.6%	11.4%
% of FP17s for the same patient ID Re-attending within 3 months - Adults	66	485	13.6%	13.5%	15.2%	15.4%
% of FP17s for the same patient ID Re-attending between 3 & 9 months - Children	86	116	74.1%	61.2%	62.3%	59.8%
% of FP17s for the same patient ID Re-attending between 3 & 9 months - Adults	340	485	70.1%	52.3%	53.3%	52.1%
% of FP17s for Band 1 Urgent Courses	30	566	5.3%	10.0%	9.7%	9.2%
% of FP17s Relating to Free Repair or Replacements	0	566	0.0%	0.9%	0.6%	0.7%
% of FP17s Relating to Continuations	10	566	1.8%	0.9%	0.8%	0.8%
% of Patients satisfied with the dentistry they have received	0	0	N/A	94.0%	93.4%	93.4%
% of Patients satisfied with the time they had to wait for an appointment	0	0	N/A	85.7%	86.8%	87.6%

* This is based on patients treated on this contract for their most recent course of treatment.

Figures in italics indicate the base number of FP17s or Patient Questionnaire responses are less than 100. N/A is shown where the base number of responses is less than 10 during the period. % is calculated as Quantity/Base number*100

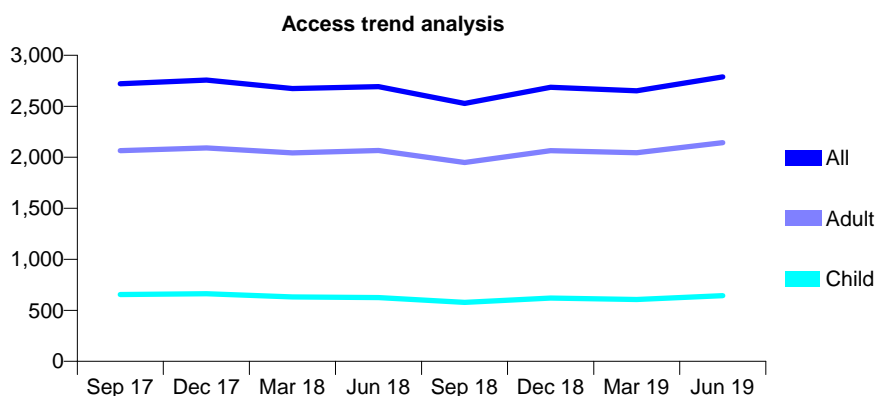
Q66 - Vital Signs At a Glance Contract Report for 789062/0001 - June 2019

Name or company name	MS E ZAJKOWSKA-STEPIEN
Contract type name	GDS Contract
Purpose of contract	General
Contract start date	01/02/2008
Contract end date	

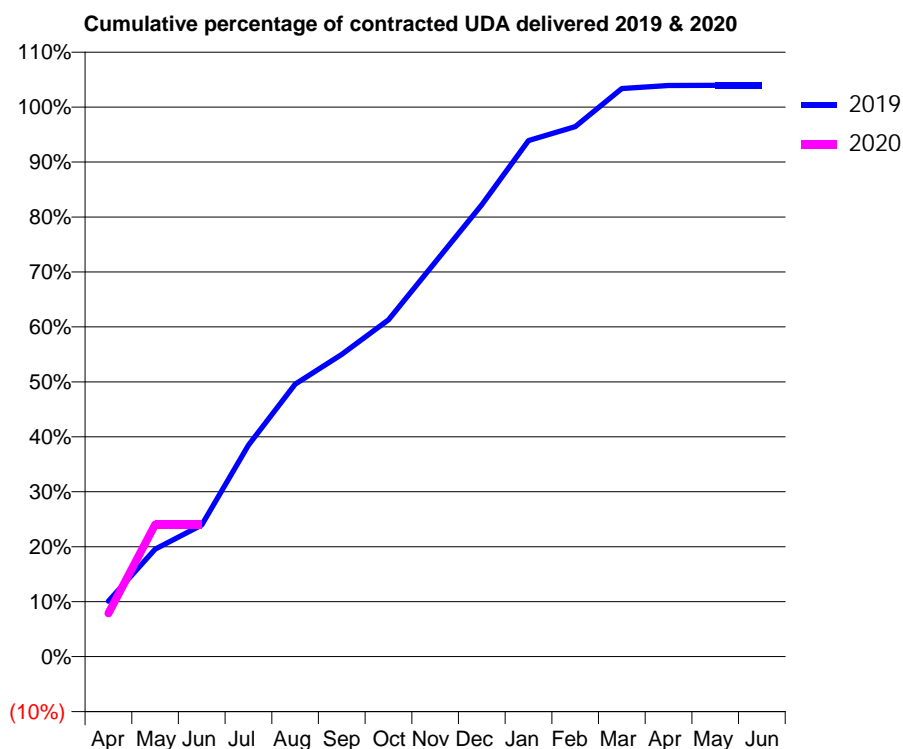
19/20 Contracted general activity (UDA)	9,567
Carry forward general activity (UDA)	0
19/20 Contracted orthodontic activity (UOA)	0
Carry forward orthodontic activity (UOA)	0
Baseline contract value	£251,686.34

ACCESS*

Patients seen in 24 months	Total	Change since previous quarter
Quarter ending June 2018	2,692	
Quarter ending September 2018	2,528	↓
Quarter ending December 2018	2,685	↑
Quarter ending March 2019	2,651	↓
Quarter ending June 2019	2,787	↑
Variance since June 2018	3.5%	↑



ACTIVITY



Month	Adjusted Scheduled Activity (UDA)	
	2019	2020
April	967	753
May	1,873	2,300
June	2,293	2,300
July	3,681	
August	4,744	
September	5,261	
October	5,863	
November	6,865	
December	7,868	
January	8,985	
February	9,228	
March	9,889	
April	9,943	
May	9,946	
June	9,946	

QUALITY

	Quantity	Base Number	Contract	AT	Region	England
% of FP17s for the same patient ID Re-attending within 3 months - Children	15	256	5.9%	8.6%	10.6%	11.4%
% of FP17s for the same patient ID Re-attending within 3 months - Adults	68	735	9.3%	13.5%	15.2%	15.4%
% of FP17s for the same patient ID Re-attending between 3 & 9 months - Children	138	256	53.9%	61.2%	62.3%	59.8%
% of FP17s for the same patient ID Re-attending between 3 & 9 months - Adults	433	735	58.9%	52.3%	53.3%	52.1%
% of FP17s for Band 1 Urgent Courses	26	943	2.8%	10.0%	9.7%	9.2%
% of FP17s Relating to Free Repair or Replacements	1	943	0.1%	0.9%	0.6%	0.7%
% of FP17s Relating to Continuations	7	943	0.7%	0.9%	0.8%	0.8%
% of Patients satisfied with the dentistry they have received	1	1	N/A	94.0%	93.4%	93.4%
% of Patients satisfied with the time they had to wait for an appointment	1	1	N/A	85.7%	86.8%	87.6%

* This is based on patients treated on this contract for their most recent course of treatment. Figures in italics indicate the base number of FP17s or Patient Questionnaire responses are less than 100. N/A is shown where the base number of responses is less than 10 during the period. % is calculated as Quantity/Base number*100

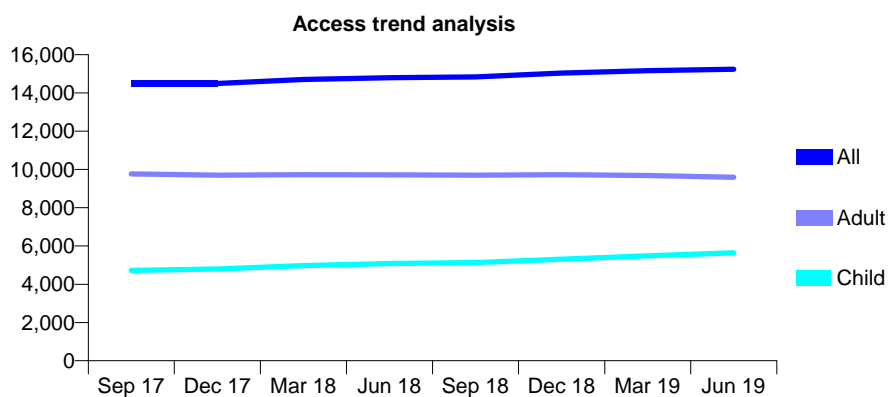
Q66 - Vital Signs At a Glance Contract Report for 801399/0001 - June 2019

Name or company name	MR R SMITH
Contract type name	GDS Contract
Purpose of contract	General
Contract start date	01/04/2006
Contract end date	

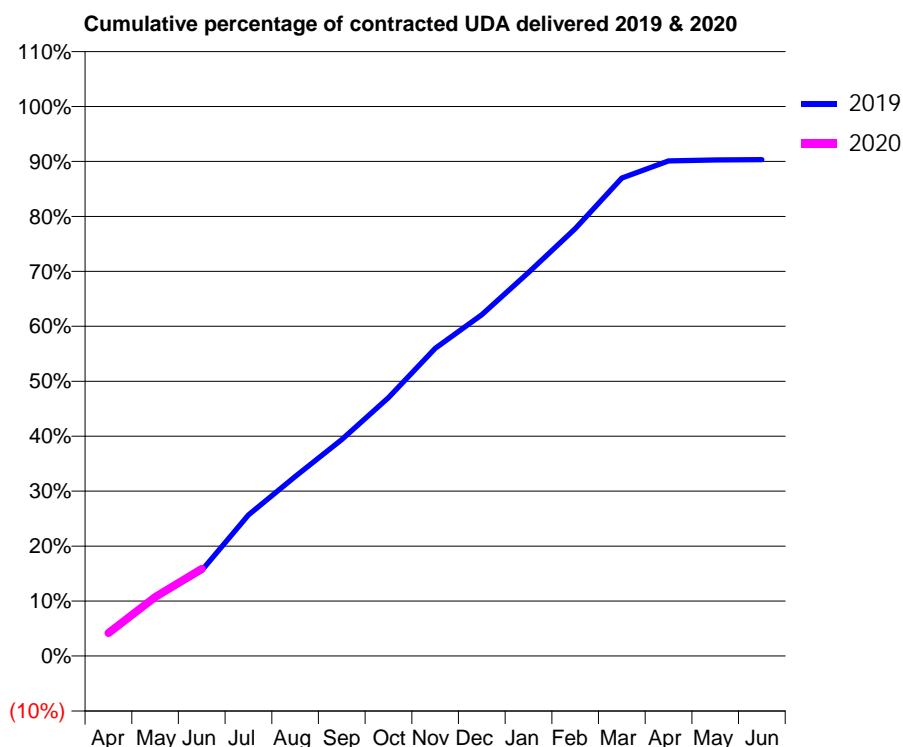
19/20 Contracted general activity (UDA)	36,500
Carry forward general activity (UDA)	0
19/20 Contracted orthodontic activity (UOA)	0
Carry forward orthodontic activity (UOA)	0
Baseline contract value	£876,519.79

ACCESS*

Patients seen in 24 months	Total	Change since previous quarter
Quarter ending June 2018	14,795	
Quarter ending September 2018	14,836	→
Quarter ending December 2018	15,038	→
Quarter ending March 2019	15,168	→
Quarter ending June 2019	15,237	→
Variance since June 2018	3.0%	↑



ACTIVITY



Month	Adjusted Scheduled Activity (UDA)	
	2019	2020
April	1,619	1,524
May	3,880	3,923
June	5,684	5,786
July	9,363	
August	11,925	
September	14,382	
October	17,162	
November	20,438	
December	22,675	
January	25,475	
February	28,382	
March	31,743	
April	32,880	
May	32,943	
June	32,965	

QUALITY

	Quantity	Base Number	Contract	AT	Region	England
% of FP17s for the same patient ID Re-attending within 3 months - Children	82	1,523	5.4%	8.6%	10.6%	11.4%
% of FP17s for the same patient ID Re-attending within 3 months - Adults	286	2,565	11.2%	13.5%	15.2%	15.4%
% of FP17s for the same patient ID Re-attending between 3 & 9 months - Children	793	1,523	52.1%	61.2%	62.3%	59.8%
% of FP17s for the same patient ID Re-attending between 3 & 9 months - Adults	1,389	2,565	54.2%	52.3%	53.3%	52.1%
% of FP17s for Band 1 Urgent Courses	239	3,347	7.1%	10.0%	9.7%	9.2%
% of FP17s Relating to Free Repair or Replacements	21	3,347	0.6%	0.9%	0.6%	0.7%
% of FP17s Relating to Continuations	40	3,347	1.2%	0.9%	0.8%	0.8%
% of Patients satisfied with the dentistry they have received	2	3	N/A	94.0%	93.4%	93.4%
% of Patients satisfied with the time they had to wait for an appointment	3	3	N/A	85.7%	86.8%	87.6%

* This is based on patients treated on this contract for their most recent course of treatment. Figures in italics indicate the base number of FP17s or Patient Questionnaire responses are less than 100. N/A is shown where the base number of responses is less than 10 during the period. % is calculated as Quantity/Base number*100

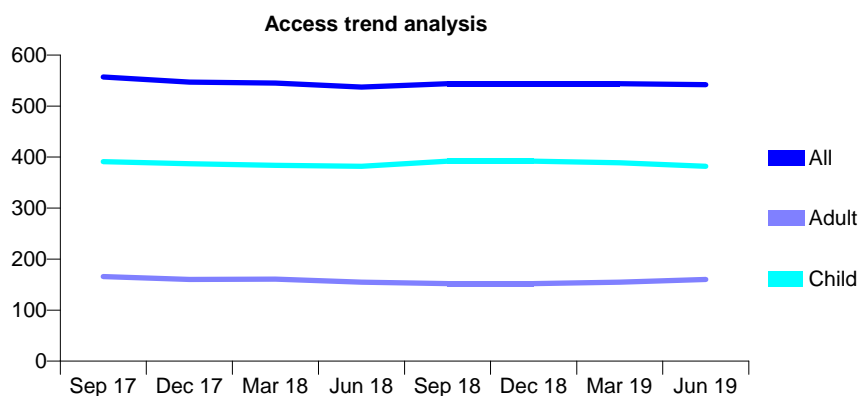
Q66 - Vital Signs At a Glance Contract Report for 801593/0001 - June 2019

Name or company name	MR P IRISH
Contract type name	GDS Contract
Purpose of contract	General
Contract start date	01/04/2006
Contract end date	

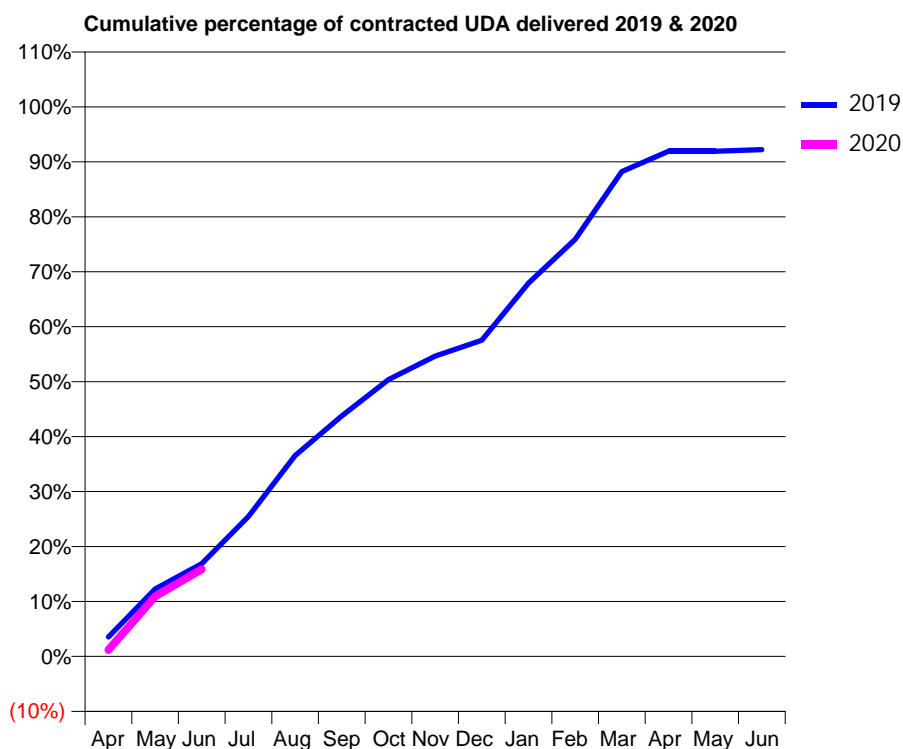
19/20 Contracted general activity (UDA)	1,450
Carry forward general activity (UDA)	0
19/20 Contracted orthodontic activity (UOA)	0
Carry forward orthodontic activity (UOA)	0
Baseline contract value	£40,265.37

ACCESS*

Patients seen in 24 months	Total	Change since previous quarter
Quarter ending June 2018	537	
Quarter ending September 2018	544	→
Quarter ending December 2018	544	→
Quarter ending March 2019	544	→
Quarter ending June 2019	542	→
Variance since June 2018	0.9%	→



ACTIVITY



Month	2019	2020
April	51	17
May	178	158
June	245	230
July	369	
August	530	
September	635	
October	730	
November	792	
December	834	
January	985	
February	1,101	
March	1,279	
April	1,333	
May	1,333	
June	1,337	

QUALITY

	Quantity	Base Number	Contract	AT	Region	England
% of FP17s for the same patient ID Re-attending within 3 months - Children	18	123	14.6%	8.6%	10.6%	11.4%
% of FP17s for the same patient ID Re-attending within 3 months - Adults	10	45	22.2%	13.5%	15.2%	15.4%
% of FP17s for the same patient ID Re-attending between 3 & 9 months - Children	80	123	65.0%	61.2%	62.3%	59.8%
% of FP17s for the same patient ID Re-attending between 3 & 9 months - Adults	14	45	31.1%	52.3%	53.3%	52.1%
% of FP17s for Band 1 Urgent Courses	15	134	11.2%	10.0%	9.7%	9.2%
% of FP17s Relating to Free Repair or Replacements	0	134	0.0%	0.9%	0.6%	0.7%
% of FP17s Relating to Continuations	0	134	0.0%	0.9%	0.8%	0.8%
% of Patients satisfied with the dentistry they have received	0	0	N/A	94.0%	93.4%	93.4%
% of Patients satisfied with the time they had to wait for an appointment	0	0	N/A	85.7%	86.8%	87.6%

* This is based on patients treated on this contract for their most recent course of treatment. Figures in italics indicate the base number of FP17s or Patient Questionnaire responses are less than 100. N/A is shown where the base number of responses is less than 10 during the period. % is calculated as Quantity/Base number*100

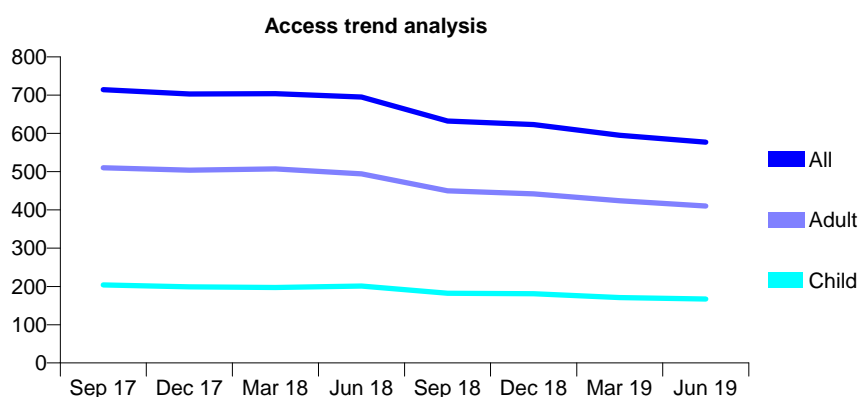
Q66 - Vital Signs At a Glance Contract Report for 809780/0002 - June 2019

Name or company name	Jonathan Baber
Contract type name	GDS Contract
Purpose of contract	General
Contract start date	01/02/2012
Contract end date	

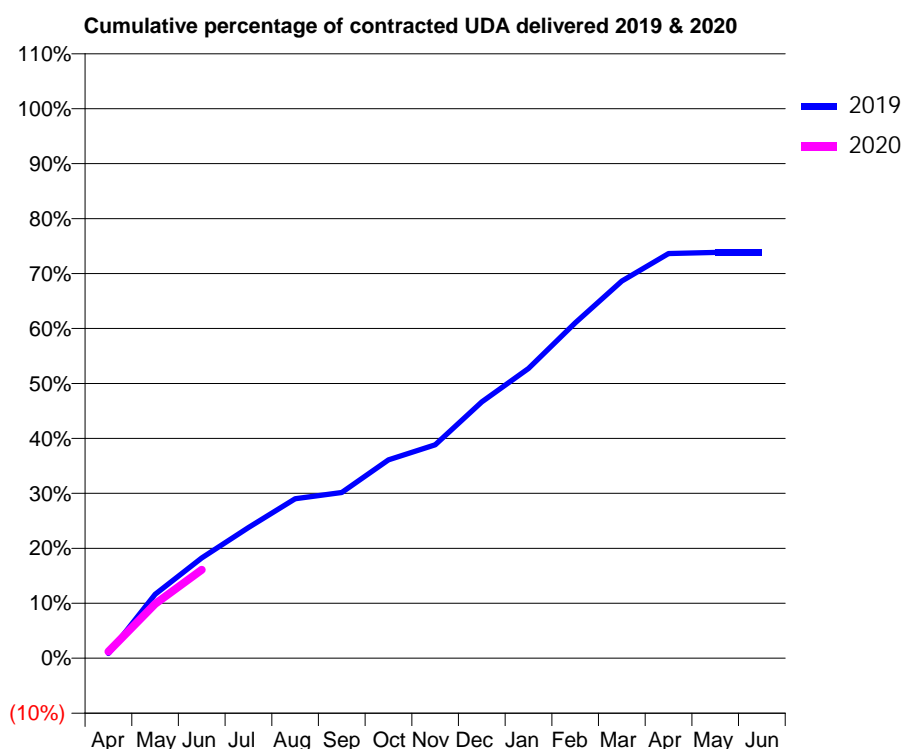
19/20 Contracted general activity (UDA)	1,500
Carry forward general activity (UDA)	0
19/20 Contracted orthodontic activity (UOA)	0
Carry forward orthodontic activity (UOA)	0
Baseline contract value	£36,026.44

ACCESS*

Patients seen in 24 months	Total	Change since previous quarter
Quarter ending June 2018	695	
Quarter ending September 2018	632	↓
Quarter ending December 2018	623	↓
Quarter ending March 2019	595	↓
Quarter ending June 2019	577	↓
Variance since June 2018	(17.0%)	↓



ACTIVITY



Month	Adjusted Scheduled Activity (UDA)	
	2019	2020
April	13	18
May	175	148
June	273	241
July	357	
August	435	
September	452	
October	542	
November	583	
December	700	
January	791	
February	915	
March	1,029	
April	1,105	
May	1,108	
June	1,108	

QUALITY

	Quantity	Base Number	Contract	AT	Region	England
% of FP17s for the same patient ID Re-attending within 3 months - Children	1	61	1.6%	8.6%	10.6%	11.4%
% of FP17s for the same patient ID Re-attending within 3 months - Adults	13	146	8.9%	13.5%	15.2%	15.4%
% of FP17s for the same patient ID Re-attending between 3 & 9 months - Children	30	61	49.2%	61.2%	62.3%	59.8%
% of FP17s for the same patient ID Re-attending between 3 & 9 months - Adults	78	146	53.4%	52.3%	53.3%	52.1%
% of FP17s for Band 1 Urgent Courses	2	158	1.3%	10.0%	9.7%	9.2%
% of FP17s Relating to Free Repair or Replacements	1	158	0.6%	0.9%	0.6%	0.7%
% of FP17s Relating to Continuations	1	158	0.6%	0.9%	0.8%	0.8%
% of Patients satisfied with the dentistry they have received	0	0	N/A	94.0%	93.4%	93.4%
% of Patients satisfied with the time they had to wait for an appointment	0	0	N/A	85.7%	86.8%	87.6%

* This is based on patients treated on this contract for their most recent course of treatment.

Figures in italics indicate the base number of FP17s or Patient Questionnaire responses are less than 100. N/A is shown where the base number of responses is less than 10 during the period. % is calculated as Quantity/Base number*100

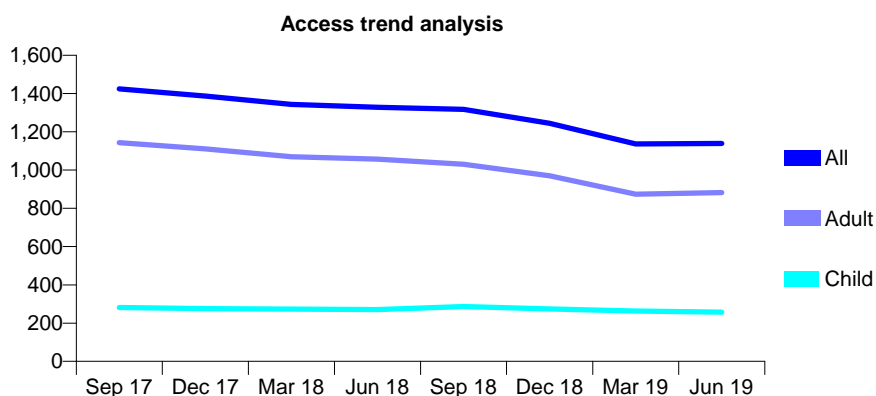
Q66 - Vital Signs At a Glance Contract Report for 810452/0001 - June 2019

Name or company name	MISS AR MACHIN
Contract type name	GDS Contract
Purpose of contract	General
Contract start date	01/04/2006
Contract end date	

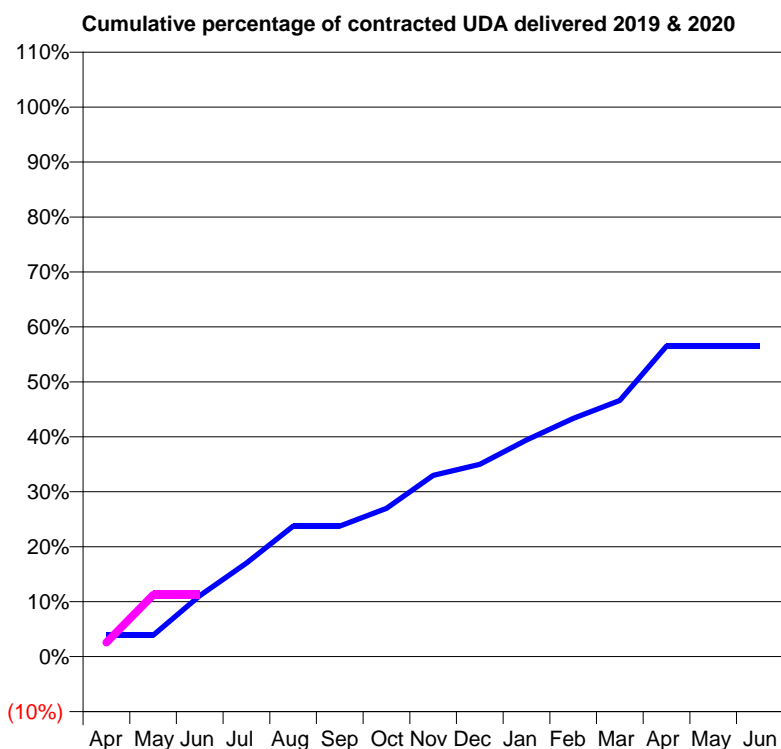
19/20 Contracted general activity (UDA)	4,490
Carry forward general activity (UDA)	0
19/20 Contracted orthodontic activity (UOA)	0
Carry forward orthodontic activity (UOA)	0
Baseline contract value	£123,657.28

ACCESS*

Patients seen in 24 months	Total	Change since previous quarter
Quarter ending June 2018	1,328	
Quarter ending September 2018	1,317	→
Quarter ending December 2018	1,244	↓
Quarter ending March 2019	1,137	↓
Quarter ending June 2019	1,139	→
Variance since June 2018	(14.2%)	↓



ACTIVITY



Month	Adjusted Scheduled Activity (UDA)	
	2019	2020
April	175	116
May	175	503
June	498	503
July	765	
August	1,066	
September	1,066	
October	1,211	
November	1,481	
December	1,572	
January	1,770	
February	1,946	
March	2,093	
April	2,537	
May	2,537	
June	2,537	

QUALITY

	Quantity	Base Number	Contract	AT	Region	England
% of FP17s for the same patient ID Re-attending within 3 months - Children	5	68	7.4%	8.6%	10.6%	11.4%
% of FP17s for the same patient ID Re-attending within 3 months - Adults	21	361	5.8%	13.5%	15.2%	15.4%
% of FP17s for the same patient ID Re-attending between 3 & 9 months - Children	43	68	63.2%	61.2%	62.3%	59.8%
% of FP17s for the same patient ID Re-attending between 3 & 9 months - Adults	66	361	18.3%	52.3%	53.3%	52.1%
% of FP17s for Band 1 Urgent Courses	12	239	5.0%	10.0%	9.7%	9.2%
% of FP17s Relating to Free Repair or Replacements	0	239	0.0%	0.9%	0.6%	0.7%
% of FP17s Relating to Continuations	1	239	0.4%	0.9%	0.8%	0.8%
% of Patients satisfied with the dentistry they have received	0	0	N/A	94.0%	93.4%	93.4%
% of Patients satisfied with the time they had to wait for an appointment	0	0	N/A	85.7%	86.8%	87.6%

* This is based on patients treated on this contract for their most recent course of treatment. Figures in italics indicate the base number of FP17s or Patient Questionnaire responses are less than 100. N/A is shown where the base number of responses is less than 10 during the period. % is calculated as Quantity/Base number*100

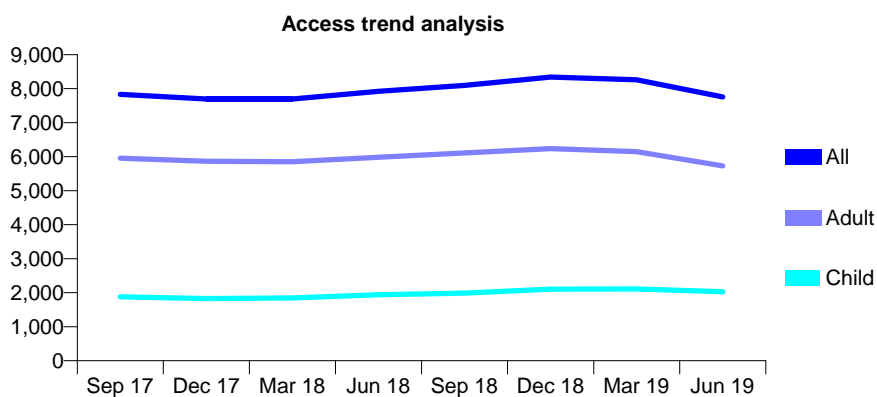
Q66 - Vital Signs At a Glance Contract Report for 810916/0001 - June 2019

Name or company name	Mr M Bains and Mrs J Bains
Contract type name	GDS Contract
Purpose of contract	General
Contract start date	01/04/2006
Contract end date	31/05/2019

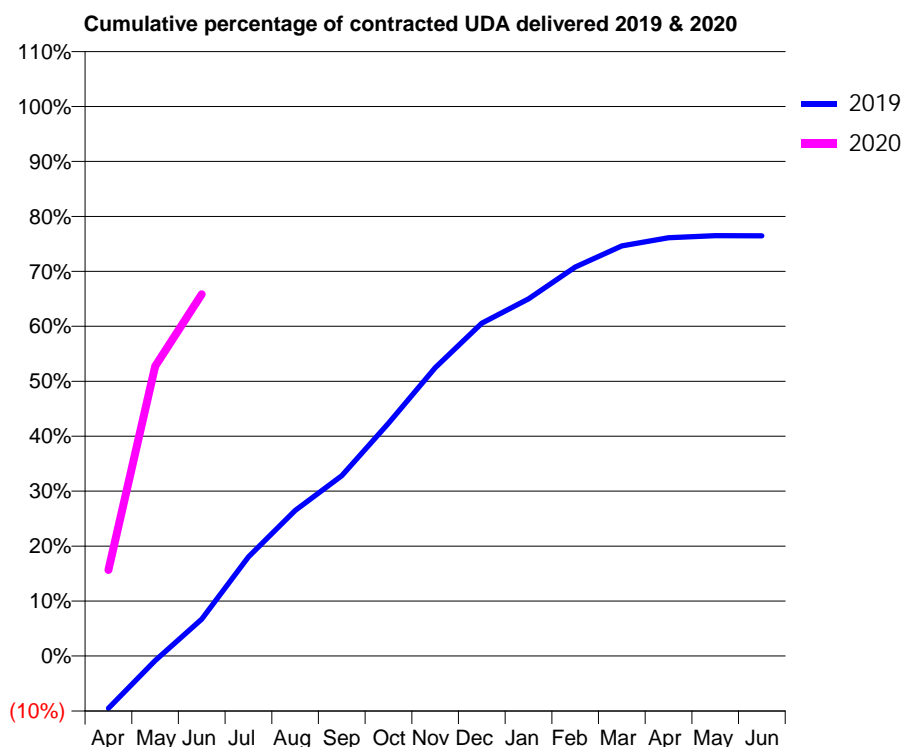
19/20 Contracted general activity (UDA)	4,522
Carry forward general activity (UDA)	0
19/20 Contracted orthodontic activity (UOA)	0
Carry forward orthodontic activity (UOA)	0
Baseline contract value	£134,476.58

ACCESS*

Patients seen in 24 months	Total	Change since previous quarter
Quarter ending June 2018	7,922	
Quarter ending September 2018	8,098	↑
Quarter ending December 2018	8,338	↑
Quarter ending March 2019	8,261	→
Quarter ending June 2019	7,758	↓
Variance since June 2018	(2.1%)	↓



ACTIVITY



Month	Adjusted Scheduled Activity (UDA)	
	2019	2020
April	-2,586	709
May	-225	2,384
June	1,823	2,977
July	4,895	
August	7,186	
September	8,898	
October	11,490	
November	14,232	
December	16,429	
January	17,631	
February	19,203	
March	20,248	
April	20,646	
May	20,744	
June	20,743	

QUALITY

	Quantity	Base Number	Contract	AT	Region	England
% of FP17s for the same patient ID Re-attending within 3 months - Children	28	559	5.0%	8.6%	10.6%	11.4%
% of FP17s for the same patient ID Re-attending within 3 months - Adults	158	1,307	12.1%	13.5%	15.2%	15.4%
% of FP17s for the same patient ID Re-attending between 3 & 9 months - Children	276	559	49.4%	61.2%	62.3%	59.8%
% of FP17s for the same patient ID Re-attending between 3 & 9 months - Adults	794	1,307	60.7%	52.3%	53.3%	52.1%
% of FP17s for Band 1 Urgent Courses	84	1,405	6.0%	10.0%	9.7%	9.2%
% of FP17s Relating to Free Repair or Replacements	11	1,405	0.8%	0.9%	0.6%	0.7%
% of FP17s Relating to Continuations	2	1,405	0.1%	0.9%	0.8%	0.8%
% of Patients satisfied with the dentistry they have received	4	6	N/A	94.0%	93.4%	93.4%
% of Patients satisfied with the time they had to wait for an appointment	4	6	N/A	85.7%	86.8%	87.6%

* This is based on patients treated on this contract for their most recent course of treatment. Figures in italics indicate the base number of FP17s or Patient Questionnaire responses are less than 100. N/A is shown where the base number of responses is less than 10 during the period. % is calculated as Quantity/Base number*100

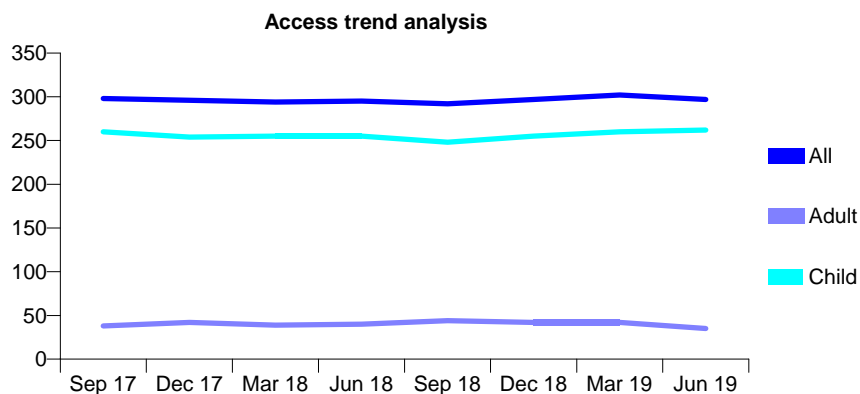
Q66 - Vital Signs At a Glance Contract Report for 814466/0001 - June 2019

Name or company name	MISS KA PEARTON
Contract type name	GDS Contract
Purpose of contract	General
Contract start date	01/04/2006
Contract end date	

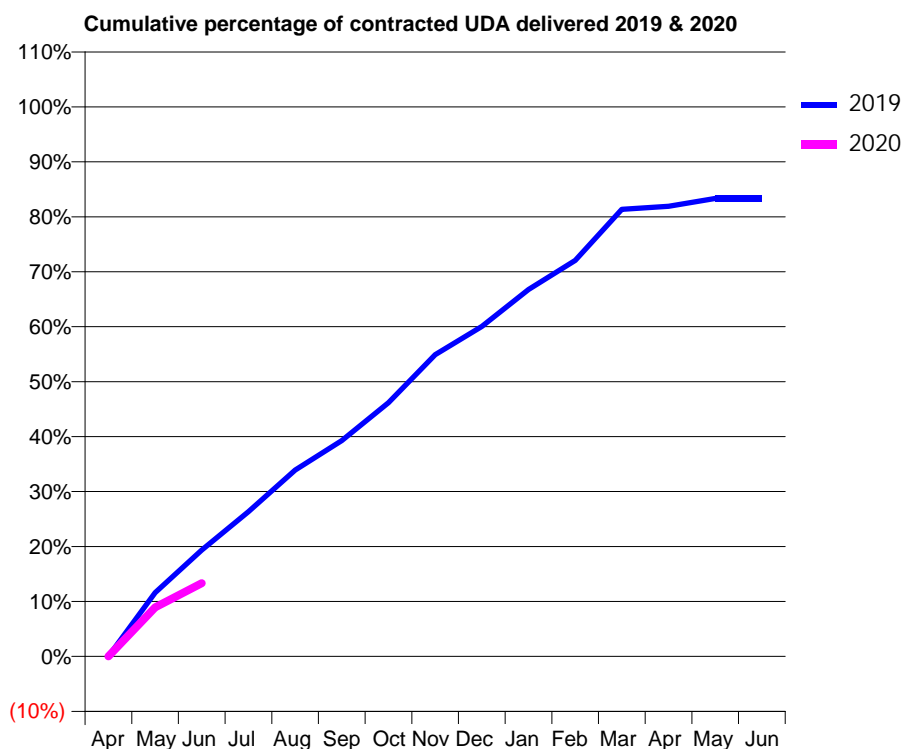
19/20 Contracted general activity (UDA)	570
Carry forward general activity (UDA)	0
19/20 Contracted orthodontic activity (UOA)	0
Carry forward orthodontic activity (UOA)	0
Baseline contract value	£14,451.80

ACCESS*

Patients seen in 24 months	Total	Change since previous quarter
Quarter ending June 2018	295	
Quarter ending September 2018	292	↓
Quarter ending December 2018	297	→
Quarter ending March 2019	302	→
Quarter ending June 2019	297	↓
Variance since June 2018	0.7%	→



ACTIVITY



Month	Adjusted Scheduled Activity (UDA)	
	2019	2020
April	0	0
May	81	51
June	135	76
July	184	
August	237	
September	275	
October	323	
November	384	
December	420	
January	467	
February	504	
March	569	
April	573	
May	583	
June	583	

QUALITY

	Quantity	Base Number	Contract	AT	Region	England
% of FP17s for the same patient ID Re-attending within 3 months - Children	2	72	2.8%	8.6%	10.6%	11.4%
% of FP17s for the same patient ID Re-attending within 3 months - Adults	0	0	N/A	13.5%	15.2%	15.4%
% of FP17s for the same patient ID Re-attending between 3 & 9 months - Children	54	72	75.0%	61.2%	62.3%	59.8%
% of FP17s for the same patient ID Re-attending between 3 & 9 months - Adults	0	0	N/A	52.3%	53.3%	52.1%
% of FP17s for Band 1 Urgent Courses	0	62	0.0%	10.0%	9.7%	9.2%
% of FP17s Relating to Free Repair or Replacements	0	62	0.0%	0.9%	0.6%	0.7%
% of FP17s Relating to Continuations	0	62	0.0%	0.9%	0.8%	0.8%
% of Patients satisfied with the dentistry they have received	0	0	N/A	94.0%	93.4%	93.4%
% of Patients satisfied with the time they had to wait for an appointment	0	0	N/A	85.7%	86.8%	87.6%

* This is based on patients treated on this contract for their most recent course of treatment. Figures in italics indicate the base number of FP17s or Patient Questionnaire responses are less than 100. N/A is shown where the base number of responses is less than 10 during the period. % is calculated as Quantity/Base number*100

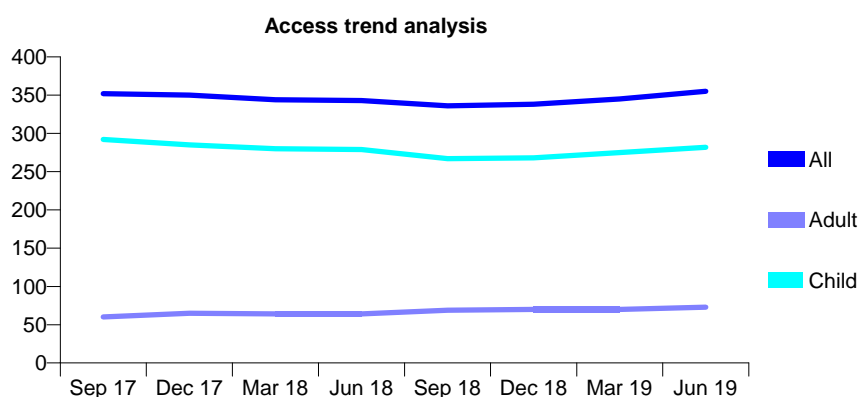
Q66 - Vital Signs At a Glance Contract Report for 817503/0001 - June 2019

Name or company name	MISS JE DOYLE
Contract type name	GDS Contract
Purpose of contract	General
Contract start date	01/04/2006
Contract end date	

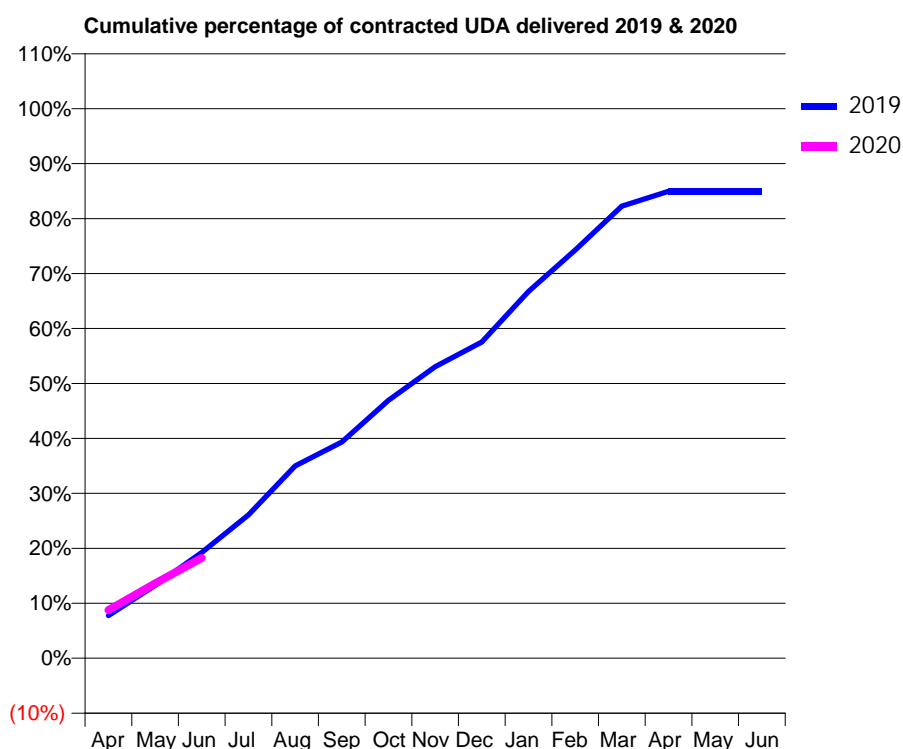
19/20 Contracted general activity (UDA)	803
Carry forward general activity (UDA)	0
19/20 Contracted orthodontic activity (UOA)	0
Carry forward orthodontic activity (UOA)	0
Baseline contract value	£18,861.59

ACCESS*

Patients seen in 24 months	Total	Change since previous quarter
Quarter ending June 2018	343	
Quarter ending September 2018	336	↓
Quarter ending December 2018	338	→
Quarter ending March 2019	345	↑
Quarter ending June 2019	355	↑
Variance since June 2018	3.5%	↑



ACTIVITY



Adjusted Scheduled Activity (UDA)		
Month	2019	2020
April	62	70
May	106	109
June	154	146
July	209	
August	281	
September	316	
October	377	
November	426	
December	462	
January	536	
February	596	
March	660	
April	682	
May	682	
June	682	

QUALITY

	Quantity	Base Number	Contract	AT	Region	England
% of FP17s for the same patient ID Re-attending within 3 months - Children	3	119	2.5%	8.6%	10.6%	11.4%
% of FP17s for the same patient ID Re-attending within 3 months - Adults	0	12	0.0%	13.5%	15.2%	15.4%
% of FP17s for the same patient ID Re-attending between 3 & 9 months - Children	83	119	69.7%	61.2%	62.3%	59.8%
% of FP17s for the same patient ID Re-attending between 3 & 9 months - Adults	5	12	41.7%	52.3%	53.3%	52.1%
% of FP17s for Band 1 Urgent Courses	2	113	1.8%	10.0%	9.7%	9.2%
% of FP17s Relating to Free Repair or Replacements	0	113	0.0%	0.9%	0.6%	0.7%
% of FP17s Relating to Continuations	0	113	0.0%	0.9%	0.8%	0.8%
% of Patients satisfied with the dentistry they have received	0	0	N/A	94.0%	93.4%	93.4%
% of Patients satisfied with the time they had to wait for an appointment	0	0	N/A	85.7%	86.8%	87.6%

* This is based on patients treated on this contract for their most recent course of treatment.

Figures in italics indicate the base number of FP17s or Patient Questionnaire responses are less than 100. N/A is shown where the base number of responses is less than 10 during the period. % is calculated as Quantity/Base number*100

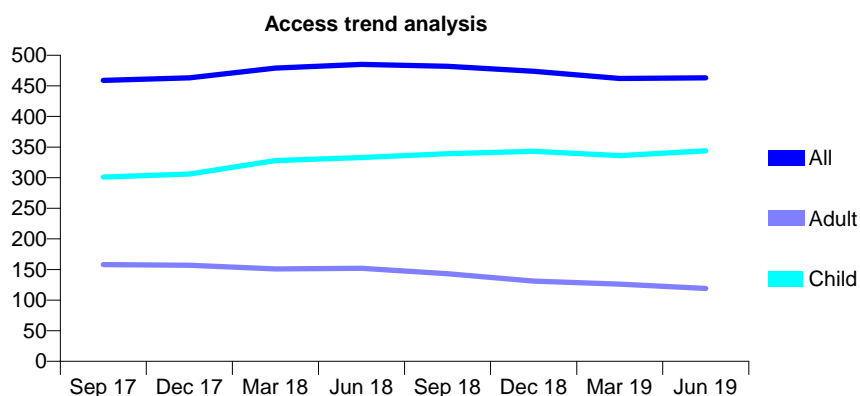
Q66 - Vital Signs At a Glance Contract Report for 817694/0001 - June 2019

Name or company name	The Manor House Dental
Contract type name	GDS Contract
Purpose of contract	General and Orthodontic
Contract start date	01/04/2006
Contract end date	

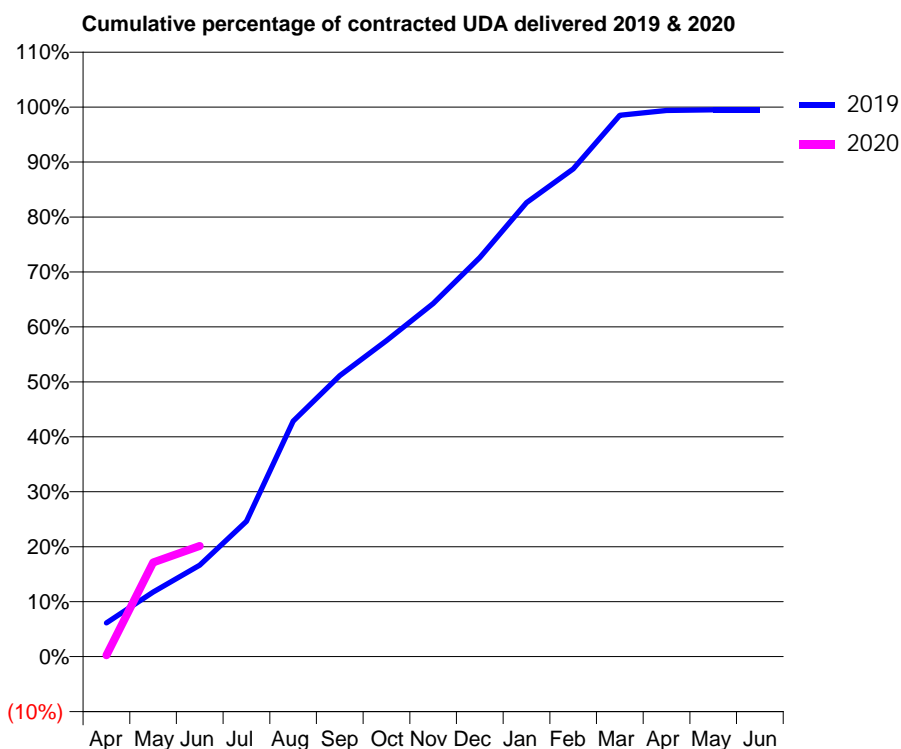
19/20 Contracted general activity (UDA)	800
Carry forward general activity (UDA)	0
19/20 Contracted orthodontic activity (UOA)	0
Carry forward orthodontic activity (UOA)	0
Baseline contract value	£167,417.65

ACCESS*

Patients seen in 24 months	Total	Change since previous quarter
Quarter ending June 2018	485	
Quarter ending September 2018	482	→
Quarter ending December 2018	474	↓
Quarter ending March 2019	462	↓
Quarter ending June 2019	463	→
Variance since June 2018	(4.5%)	↓



ACTIVITY



Month	Adjusted Scheduled Activity (UDA)	
	2019	2020
April	49	2
May	94	137
June	133	161
July	197	
August	343	
September	409	
October	460	
November	514	
December	581	
January	661	
February	710	
March	788	
April	795	
May	796	
June	796	

QUALITY

	Quantity	Base Number	Contract	AT	Region	England
% of FP17s for the same patient ID Re-attending within 3 months - Children	3	128	2.3%	8.6%	10.6%	11.4%
% of FP17s for the same patient ID Re-attending within 3 months - Adults	0	14	0.0%	13.5%	15.2%	15.4%
% of FP17s for the same patient ID Re-attending between 3 & 9 months - Children	102	128	79.7%	61.2%	62.3%	59.8%
% of FP17s for the same patient ID Re-attending between 3 & 9 months - Adults	7	14	50.0%	52.3%	53.3%	52.1%
% of FP17s for Band 1 Urgent Courses	1	137	0.7%	10.0%	9.7%	9.2%
% of FP17s Relating to Free Repair or Replacements	0	137	0.0%	0.9%	0.6%	0.7%
% of FP17s Relating to Continuations	0	137	0.0%	0.9%	0.8%	0.8%
% of Patients satisfied with the dentistry they have received	0	0	N/A	94.0%	93.4%	93.4%
% of Patients satisfied with the time they had to wait for an appointment	0	0	N/A	85.7%	86.8%	87.6%

* This is based on patients treated on this contract for their most recent course of treatment. Figures in italics indicate the base number of FP17s or Patient Questionnaire responses are less than 100. N/A is shown where the base number of responses is less than 10 during the period. % is calculated as Quantity/Base number*100

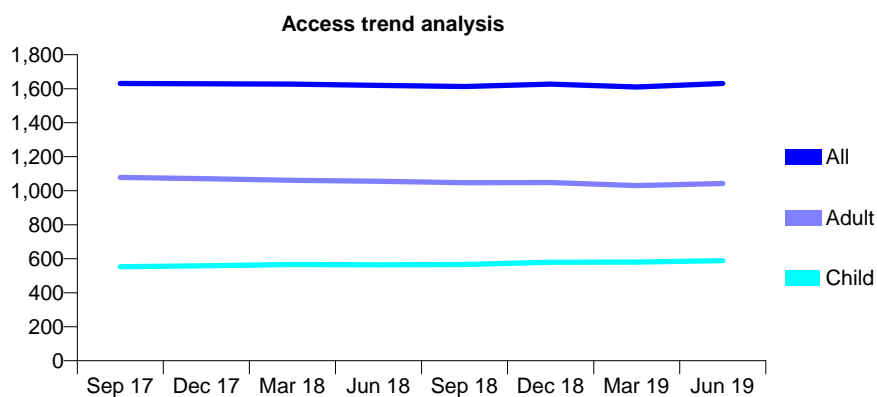
Q66 - Vital Signs At a Glance Contract Report for 824119/0001 - June 2019

Name or company name	MR NA HARRIS
Contract type name	GDS Contract
Purpose of contract	General
Contract start date	01/04/2006
Contract end date	

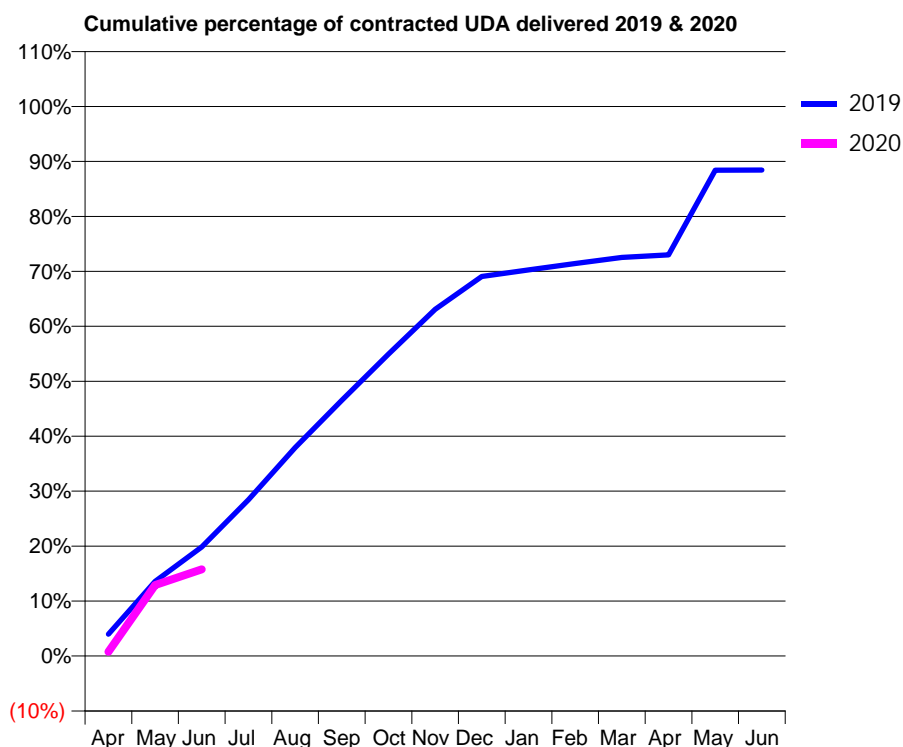
19/20 Contracted general activity (UDA)	4,500
Carry forward general activity (UDA)	0
19/20 Contracted orthodontic activity (UOA)	0
Carry forward orthodontic activity (UOA)	0
Baseline contract value	£102,160.40

ACCESS*

Patients seen in 24 months	Total	Change since previous quarter
Quarter ending June 2018	1,619	
Quarter ending September 2018	1,613	→
Quarter ending December 2018	1,627	→
Quarter ending March 2019	1,610	↓
Quarter ending June 2019	1,631	→
Variance since June 2018	0.7%	→



ACTIVITY



Month	Adjusted Scheduled Activity (UDA)	
	2019	2020
April	179	36
May	612	582
June	893	710
July	1,280	
August	1,707	
September	2,094	
October	2,473	
November	2,840	
December	3,108	
January	3,162	
February	3,214	
March	3,263	
April	3,284	
May	3,978	
June	3,979	

QUALITY

	Quantity	Base Number	Contract	AT	Region	England
% of FP17s for the same patient ID Re-attending within 3 months - Children	27	370	7.3%	8.6%	10.6%	11.4%
% of FP17s for the same patient ID Re-attending within 3 months - Adults	77	760	10.1%	13.5%	15.2%	15.4%
% of FP17s for the same patient ID Re-attending between 3 & 9 months - Children	286	370	77.3%	61.2%	62.3%	59.8%
% of FP17s for the same patient ID Re-attending between 3 & 9 months - Adults	588	760	77.4%	52.3%	53.3%	52.1%
% of FP17s for Band 1 Urgent Courses	34	450	7.6%	10.0%	9.7%	9.2%
% of FP17s Relating to Free Repair or Replacements	1	450	0.2%	0.9%	0.6%	0.7%
% of FP17s Relating to Continuations	1	450	0.2%	0.9%	0.8%	0.8%
% of Patients satisfied with the dentistry they have received	1	1	N/A	94.0%	93.4%	93.4%
% of Patients satisfied with the time they had to wait for an appointment	1	1	N/A	85.7%	86.8%	87.6%

* This is based on patients treated on this contract for their most recent course of treatment. Figures in italics indicate the base number of FP17s or Patient Questionnaire responses are less than 100. N/A is shown where the base number of responses is less than 10 during the period. % is calculated as Quantity/Base number*100

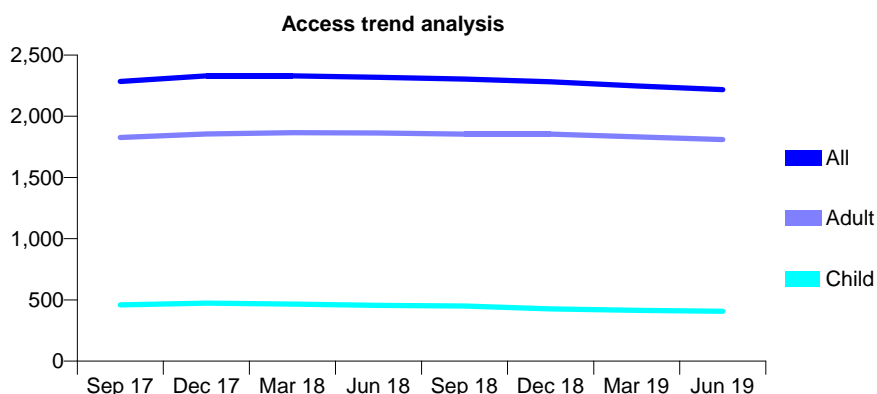
Q66 - Vital Signs At a Glance Contract Report for 830860/0001 - June 2019

Name or company name	Simon Channing and Sally Button
Contract type name	GDS Contract
Purpose of contract	General
Contract start date	01/08/2009
Contract end date	

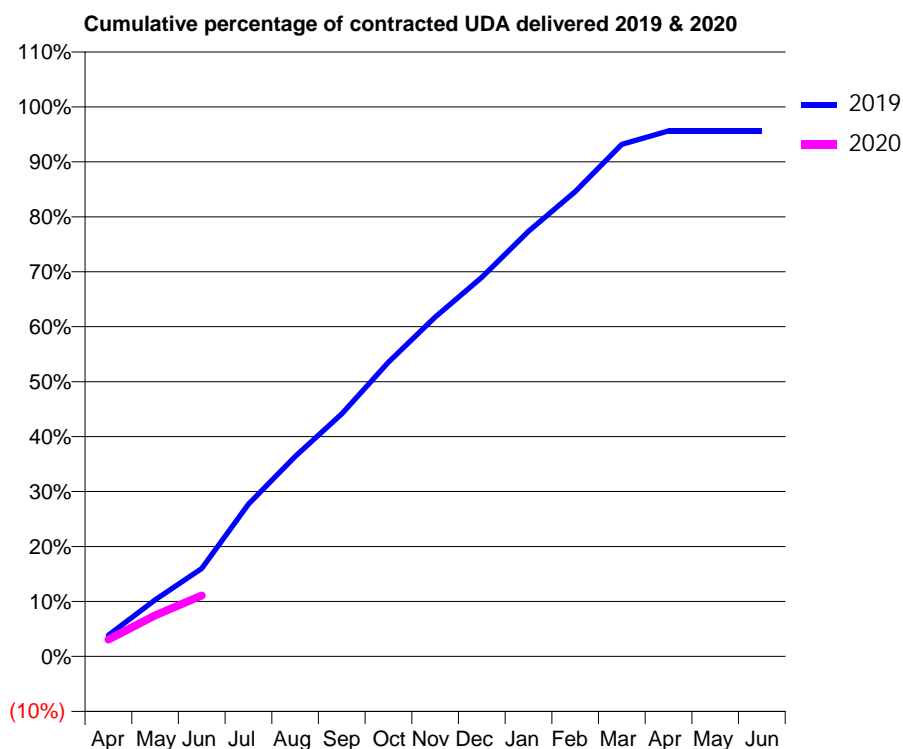
19/20 Contracted general activity (UDA)	10,742
Carry forward general activity (UDA)	0
19/20 Contracted orthodontic activity (UOA)	0
Carry forward orthodontic activity (UOA)	0
Baseline contract value	£315,122.41

ACCESS*

Patients seen in 24 months	Total	Change since previous quarter
Quarter ending June 2018	2,319	
Quarter ending September 2018	2,305	→
Quarter ending December 2018	2,282	→
Quarter ending March 2019	2,248	↓
Quarter ending June 2019	2,217	↓
Variance since June 2018	(4.4%)	↓



ACTIVITY



Month	2019	2020
April	271	329
May	722	802
June	1,120	1,191
July	1,939	
August	2,547	
September	3,090	
October	3,748	
November	4,323	
December	4,828	
January	5,417	
February	5,920	
March	6,523	
April	6,694	
May	6,694	
June	6,694	

QUALITY

	Quantity	Base Number	Contract	AT	Region	England
% of FP17s for the same patient ID Re-attending within 3 months - Children	11	113	9.7%	8.6%	10.6%	11.4%
% of FP17s for the same patient ID Re-attending within 3 months - Adults	96	598	16.1%	13.5%	15.2%	15.4%
% of FP17s for the same patient ID Re-attending between 3 & 9 months - Children	66	113	58.4%	61.2%	62.3%	59.8%
% of FP17s for the same patient ID Re-attending between 3 & 9 months - Adults	343	598	57.4%	52.3%	53.3%	52.1%
% of FP17s for Band 1 Urgent Courses	83	631	13.2%	10.0%	9.7%	9.2%
% of FP17s Relating to Free Repair or Replacements	7	631	1.1%	0.9%	0.6%	0.7%
% of FP17s Relating to Continuations	12	631	1.9%	0.9%	0.8%	0.8%
% of Patients satisfied with the dentistry they have received	1	1	N/A	94.0%	93.4%	93.4%
% of Patients satisfied with the time they had to wait for an appointment	1	1	N/A	85.7%	86.8%	87.6%

* This is based on patients treated on this contract for their most recent course of treatment. Figures in italics indicate the base number of FP17s or Patient Questionnaire responses are less than 100. N/A is shown where the base number of responses is less than 10 during the period. % is calculated as Quantity/Base number*100

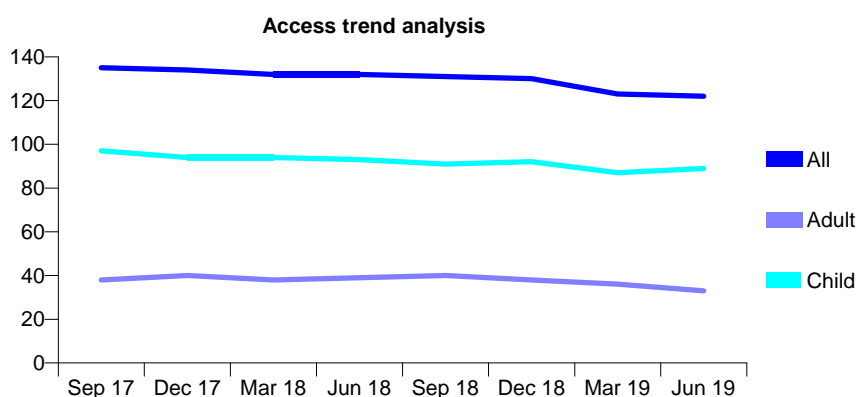
Q66 - Vital Signs At a Glance Contract Report for 831689/0001 - June 2019

Name or company name	MR JN TERRY
Contract type name	GDS Contract
Purpose of contract	General
Contract start date	01/04/2006
Contract end date	

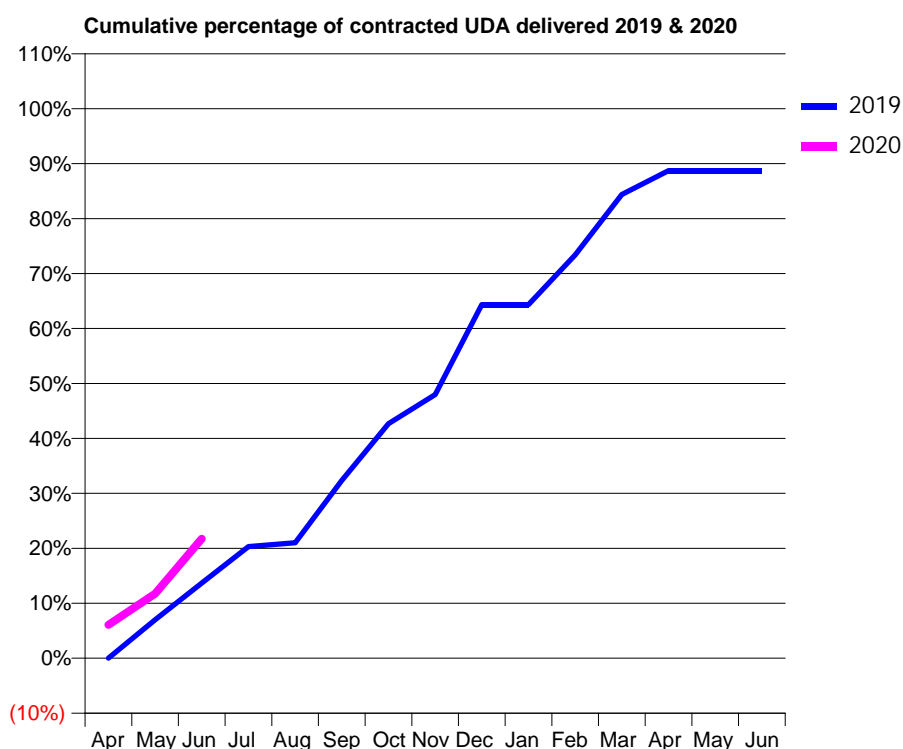
19/20 Contracted general activity (UDA)	250
Carry forward general activity (UDA)	0
19/20 Contracted orthodontic activity (UOA)	0
Carry forward orthodontic activity (UOA)	0
Baseline contract value	£6,045.54

ACCESS*

Patients seen in 24 months	Total	Change since previous quarter
Quarter ending June 2018	132	
Quarter ending September 2018	131	→
Quarter ending December 2018	130	→
Quarter ending March 2019	123	↓
Quarter ending June 2019	122	→
Variance since June 2018	(7.6%)	↓



ACTIVITY



Month	2019	2020
April	0	15
May	21	29
June	41	54
July	61	
August	63	
September	97	
October	128	
November	144	
December	193	
January	193	
February	220	
March	253	
April	266	
May	266	
June	266	

QUALITY

	Quantity	Base Number	Contract	AT	Region	England
% of FP17s for the same patient ID Re-attending within 3 months - Children	10	34	29.4%	8.6%	10.6%	11.4%
% of FP17s for the same patient ID Re-attending within 3 months - Adults	10	15	66.7%	13.5%	15.2%	15.4%
% of FP17s for the same patient ID Re-attending between 3 & 9 months - Children	15	34	44.1%	61.2%	62.3%	59.8%
% of FP17s for the same patient ID Re-attending between 3 & 9 months - Adults	5	15	33.3%	52.3%	53.3%	52.1%
% of FP17s for Band 1 Urgent Courses	2	40	5.0%	10.0%	9.7%	9.2%
% of FP17s Relating to Free Repair or Replacements	0	40	0.0%	0.9%	0.6%	0.7%
% of FP17s Relating to Continuations	0	40	0.0%	0.9%	0.8%	0.8%
% of Patients satisfied with the dentistry they have received	0	0	N/A	94.0%	93.4%	93.4%
% of Patients satisfied with the time they had to wait for an appointment	0	0	N/A	85.7%	86.8%	87.6%

* This is based on patients treated on this contract for their most recent course of treatment.

Figures in italics indicate the base number of FP17s or Patient Questionnaire responses are less than 100. N/A is shown where the base number of responses is less than 10 during the period. % is calculated as Quantity/Base number*100

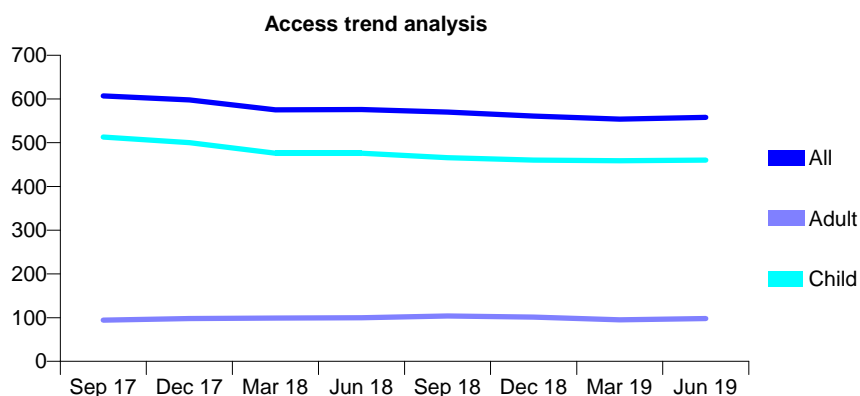
Q66 - Vital Signs At a Glance Contract Report for 833207/0001 - June 2019

Name or company name	MR MR ADAMS
Contract type name	GDS Contract
Purpose of contract	General
Contract start date	01/04/2006
Contract end date	

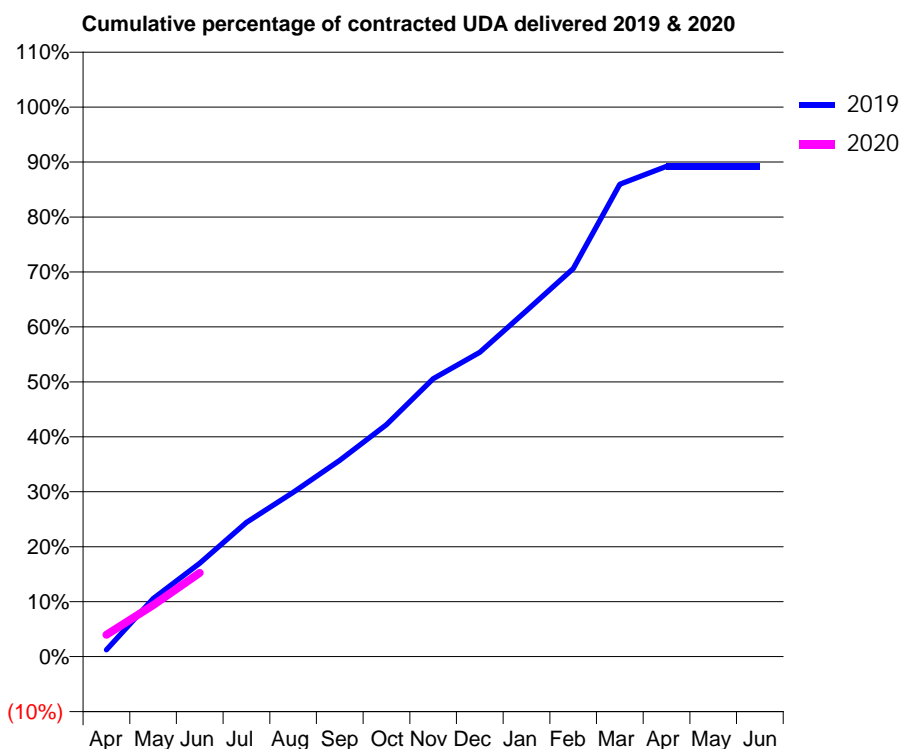
19/20 Contracted general activity (UDA)	1,110
Carry forward general activity (UDA)	0
19/20 Contracted orthodontic activity (UOA)	0
Carry forward orthodontic activity (UOA)	0
Baseline contract value	£28,463.95

ACCESS*

Patients seen in 24 months	Total	Change since previous quarter
Quarter ending June 2018	576	
Quarter ending September 2018	570	↓
Quarter ending December 2018	561	↓
Quarter ending March 2019	554	↓
Quarter ending June 2019	558	→
Variance since June 2018	(3.1%)	↓



ACTIVITY



Month	Adjusted Scheduled Activity (UDA)	
	2019	2020
April	14	44
May	117	104
June	189	169
July	271	
August	332	
September	397	
October	469	
November	562	
December	615	
January	699	
February	784	
March	954	
April	990	
May	990	
June	990	

QUALITY

	Quantity	Base Number	Contract	AT	Region	England
% of FP17s for the same patient ID Re-attending within 3 months - Children	10	142	7.0%	8.6%	10.6%	11.4%
% of FP17s for the same patient ID Re-attending within 3 months - Adults	3	10	30.0%	13.5%	15.2%	15.4%
% of FP17s for the same patient ID Re-attending between 3 & 9 months - Children	77	142	54.2%	61.2%	62.3%	59.8%
% of FP17s for the same patient ID Re-attending between 3 & 9 months - Adults	3	10	30.0%	52.3%	53.3%	52.1%
% of FP17s for Band 1 Urgent Courses	1	122	0.8%	10.0%	9.7%	9.2%
% of FP17s Relating to Free Repair or Replacements	0	122	0.0%	0.9%	0.6%	0.7%
% of FP17s Relating to Continuations	3	122	2.5%	0.9%	0.8%	0.8%
% of Patients satisfied with the dentistry they have received	0	0	N/A	94.0%	93.4%	93.4%
% of Patients satisfied with the time they had to wait for an appointment	0	0	N/A	85.7%	86.8%	87.6%

* This is based on patients treated on this contract for their most recent course of treatment. Figures in italics indicate the base number of FP17s or Patient Questionnaire responses are less than 100. N/A is shown where the base number of responses is less than 10 during the period. % is calculated as Quantity/Base number*100

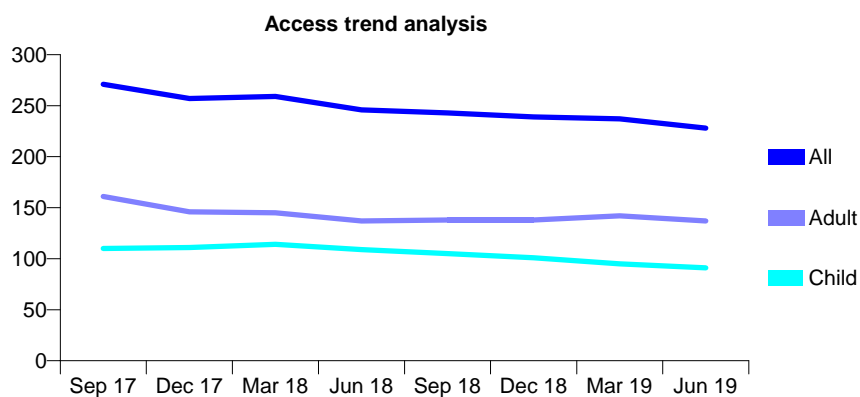
Q66 - Vital Signs At a Glance Contract Report for 843350/0001 - June 2019

Name or company name	MR R ORDI
Contract type name	GDS Contract
Purpose of contract	General
Contract start date	01/04/2006
Contract end date	

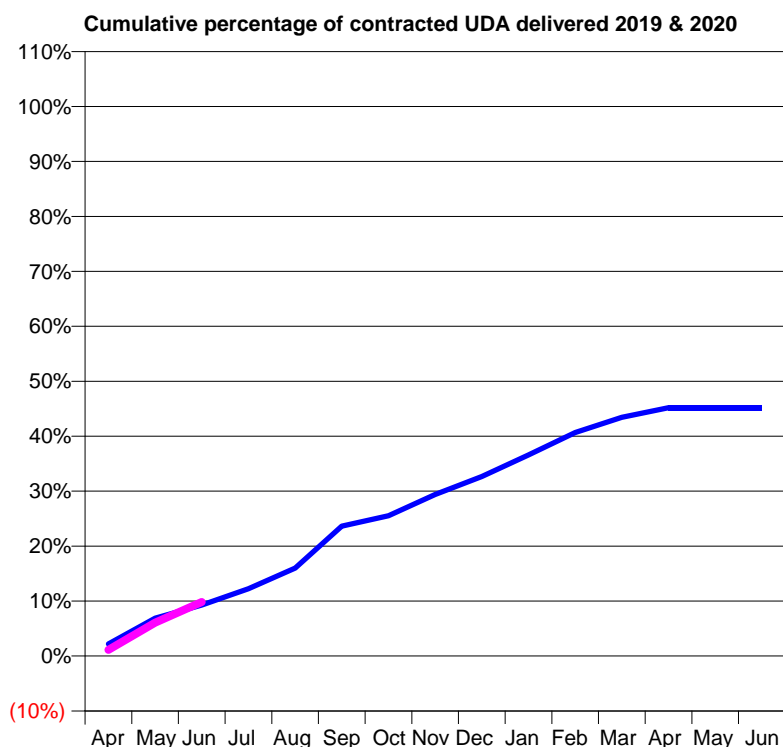
19/20 Contracted general activity (UDA)	1,500
Carry forward general activity (UDA)	0
19/20 Contracted orthodontic activity (UOA)	0
Carry forward orthodontic activity (UOA)	0
Baseline contract value	£37,137.77

ACCESS*

Patients seen in 24 months	Total	Change since previous quarter
Quarter ending June 2018	246	
Quarter ending September 2018	243	↓
Quarter ending December 2018	239	↓
Quarter ending March 2019	237	→
Quarter ending June 2019	228	↓
Variance since June 2018	(7.3%)	↓



ACTIVITY



Month	Adjusted Scheduled Activity (UDA)	
	2019	2020
April	33	17
May	103	91
June	139	148
July	184	
August	240	
September	355	
October	383	
November	441	
December	490	
January	549	
February	610	
March	652	
April	678	
May	678	
June	678	

QUALITY

	Quantity	Base Number	Contract	AT	Region	England
% of FP17s for the same patient ID Re-attending within 3 months - Children	0	27	0.0%	8.6%	10.6%	11.4%
% of FP17s for the same patient ID Re-attending within 3 months - Adults	2	39	5.1%	13.5%	15.2%	15.4%
% of FP17s for the same patient ID Re-attending between 3 & 9 months - Children	17	27	63.0%	61.2%	62.3%	59.8%
% of FP17s for the same patient ID Re-attending between 3 & 9 months - Adults	28	39	71.8%	52.3%	53.3%	52.1%
% of FP17s for Band 1 Urgent Courses	3	58	5.2%	10.0%	9.7%	9.2%
% of FP17s Relating to Free Repair or Replacements	0	58	0.0%	0.9%	0.6%	0.7%
% of FP17s Relating to Continuations	0	58	0.0%	0.9%	0.8%	0.8%
% of Patients satisfied with the dentistry they have received	1	1	N/A	94.0%	93.4%	93.4%
% of Patients satisfied with the time they had to wait for an appointment	1	1	N/A	85.7%	86.8%	87.6%

* This is based on patients treated on this contract for their most recent course of treatment. Figures in italics indicate the base number of FP17s or Patient Questionnaire responses are less than 100. N/A is shown where the base number of responses is less than 10 during the period. % is calculated as Quantity/Base number*100

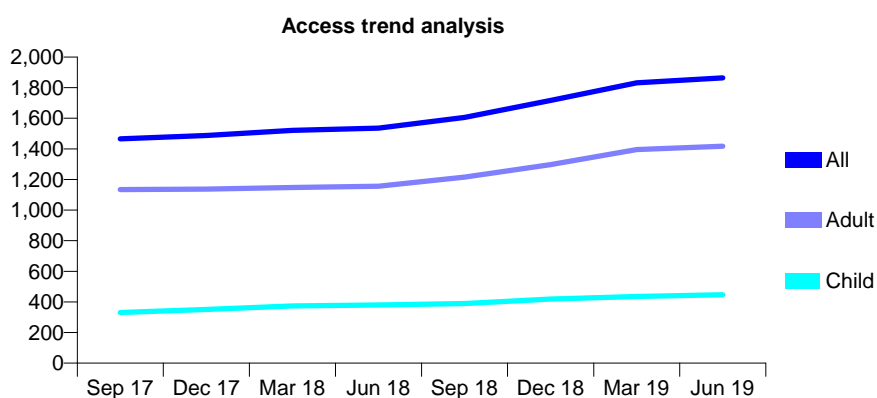
Q66 - Vital Signs At a Glance Contract Report for 861227/0001 - June 2019

Name or company name	MR GG ERICS
Contract type name	GDS Contract
Purpose of contract	General
Contract start date	15/12/2013
Contract end date	

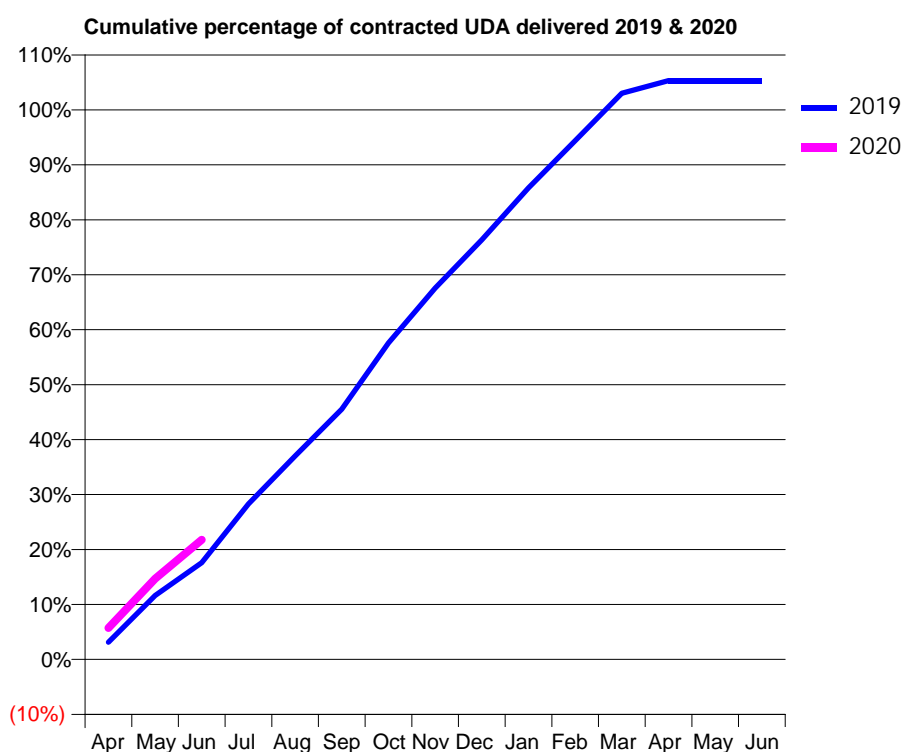
19/20 Contracted general activity (UDA)	8,000
Carry forward general activity (UDA)	0
19/20 Contracted orthodontic activity (UOA)	0
Carry forward orthodontic activity (UOA)	0
Baseline contract value	£214,788.61

ACCESS*

Patients seen in 24 months	Total	Change since previous quarter
Quarter ending June 2018	1,536	
Quarter ending September 2018	1,606	↑
Quarter ending December 2018	1,716	↑
Quarter ending March 2019	1,831	↑
Quarter ending June 2019	1,864	→
Variance since June 2018	21.4%	↑



ACTIVITY



Month	Adjusted Scheduled Activity (UDA)	
	2019	2020
April	283	459
May	1,048	1,175
June	1,585	1,741
July	2,547	
August	3,335	
September	4,099	
October	5,184	
November	6,081	
December	6,869	
January	7,723	
February	8,494	
March	9,271	
April	9,477	
May	9,477	
June	9,477	

QUALITY

	Quantity	Base Number	Contract	AT	Region	England
% of FP17s for the same patient ID Re-attending within 3 months - Children	11	137	8.0%	8.6%	10.6%	11.4%
% of FP17s for the same patient ID Re-attending within 3 months - Adults	64	443	14.4%	13.5%	15.2%	15.4%
% of FP17s for the same patient ID Re-attending between 3 & 9 months - Children	49	137	35.8%	61.2%	62.3%	59.8%
% of FP17s for the same patient ID Re-attending between 3 & 9 months - Adults	212	443	47.9%	52.3%	53.3%	52.1%
% of FP17s for Band 1 Urgent Courses	5	530	0.9%	10.0%	9.7%	9.2%
% of FP17s Relating to Free Repair or Replacements	5	530	0.9%	0.9%	0.6%	0.7%
% of FP17s Relating to Continuations	9	530	1.7%	0.9%	0.8%	0.8%
% of Patients satisfied with the dentistry they have received	3	3	N/A	94.0%	93.4%	93.4%
% of Patients satisfied with the time they had to wait for an appointment	3	3	N/A	85.7%	86.8%	87.6%

* This is based on patients treated on this contract for their most recent course of treatment. Figures in italics indicate the base number of FP17s or Patient Questionnaire responses are less than 100. N/A is shown where the base number of responses is less than 10 during the period. % is calculated as Quantity/Base number*100

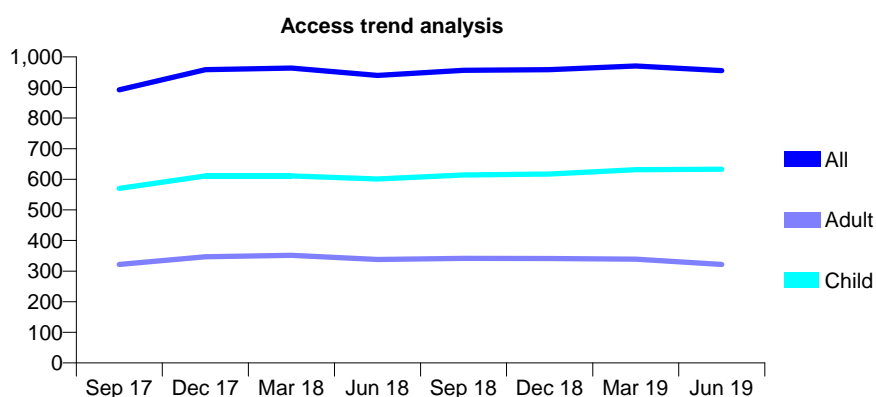
Q66 - Vital Signs At a Glance Contract Report for 907278/0001 - June 2019

Name or company name	Whitehall Dental Practice
Contract type name	GDS Contract
Purpose of contract	General
Contract start date	01/04/2006
Contract end date	

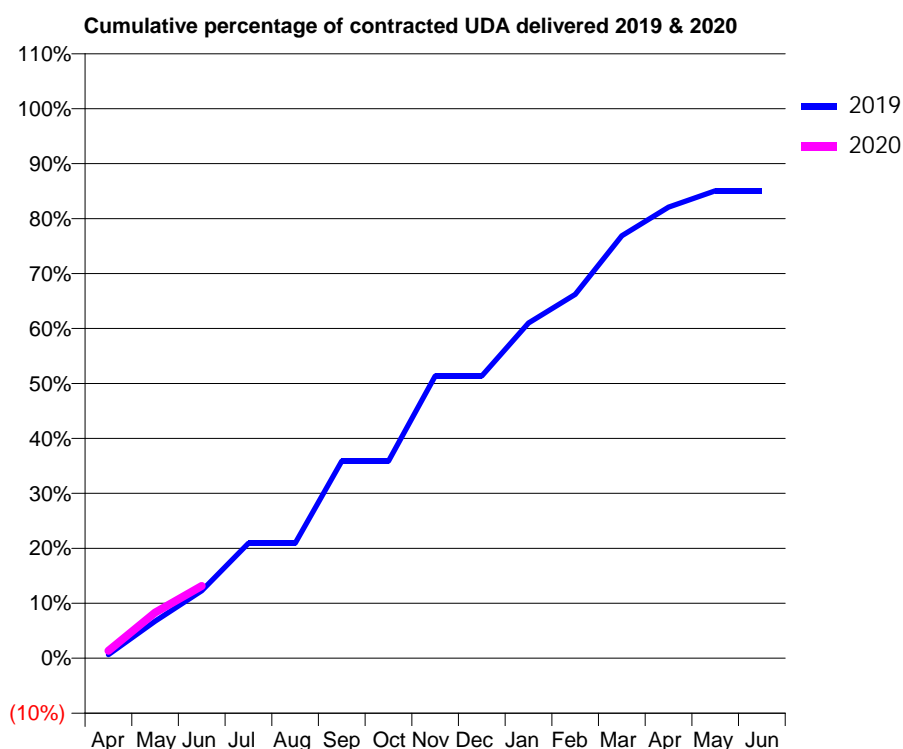
19/20 Contracted general activity (UDA)	2,500
Carry forward general activity (UDA)	0
19/20 Contracted orthodontic activity (UOA)	0
Carry forward orthodontic activity (UOA)	0
Baseline contract value	£66,648.68

ACCESS*

Patients seen in 24 months	Total	Change since previous quarter
Quarter ending June 2018	939	
Quarter ending September 2018	956	→
Quarter ending December 2018	958	→
Quarter ending March 2019	970	→
Quarter ending June 2019	955	↓
Variance since June 2018	1.7%	→



ACTIVITY



Month	2019	2020
April	21	34
May	209	208
June	381	329
July	649	
August	649	
September	1,113	
October	1,113	
November	1,592	
December	1,592	
January	1,891	
February	2,053	
March	2,383	
April	2,545	
May	2,636	
June	2,636	

QUALITY

	Quantity	Base Number	Contract	AT	Region	England
% of FP17s for the same patient ID Re-attending within 3 months - Children	16	233	6.9%	8.6%	10.6%	11.4%
% of FP17s for the same patient ID Re-attending within 3 months - Adults	22	84	26.2%	13.5%	15.2%	15.4%
% of FP17s for the same patient ID Re-attending between 3 & 9 months - Children	151	233	64.8%	61.2%	62.3%	59.8%
% of FP17s for the same patient ID Re-attending between 3 & 9 months - Adults	45	84	53.6%	52.3%	53.3%	52.1%
% of FP17s for Band 1 Urgent Courses	7	161	4.3%	10.0%	9.7%	9.2%
% of FP17s Relating to Free Repair or Replacements	0	161	0.0%	0.9%	0.6%	0.7%
% of FP17s Relating to Continuations	6	161	3.7%	0.9%	0.8%	0.8%
% of Patients satisfied with the dentistry they have received	1	1	N/A	94.0%	93.4%	93.4%
% of Patients satisfied with the time they had to wait for an appointment	1	1	N/A	85.7%	86.8%	87.6%

* This is based on patients treated on this contract for their most recent course of treatment.

Figures in italics indicate the base number of FP17s or Patient Questionnaire responses are less than 100. N/A is shown where the base number of responses is less than 10 during the period. % is calculated as Quantity/Base number*100

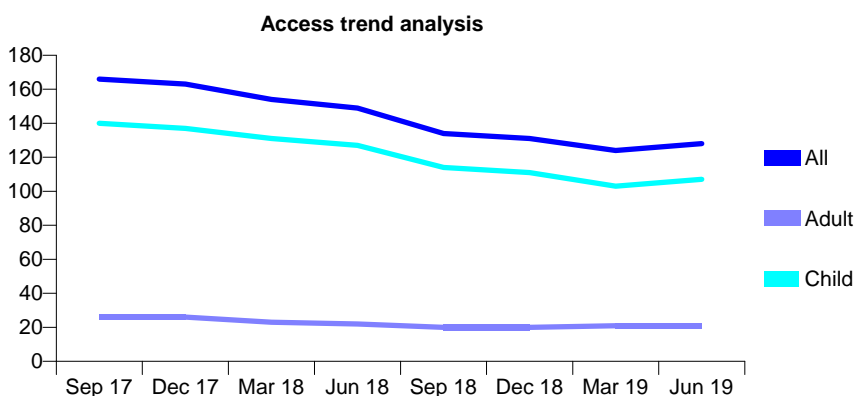
Q66 - Vital Signs At a Glance Contract Report for 912336/0001 - June 2019

Name or company name	MRS ML ROBERTS
Contract type name	GDS Contract
Purpose of contract	General
Contract start date	01/04/2006
Contract end date	

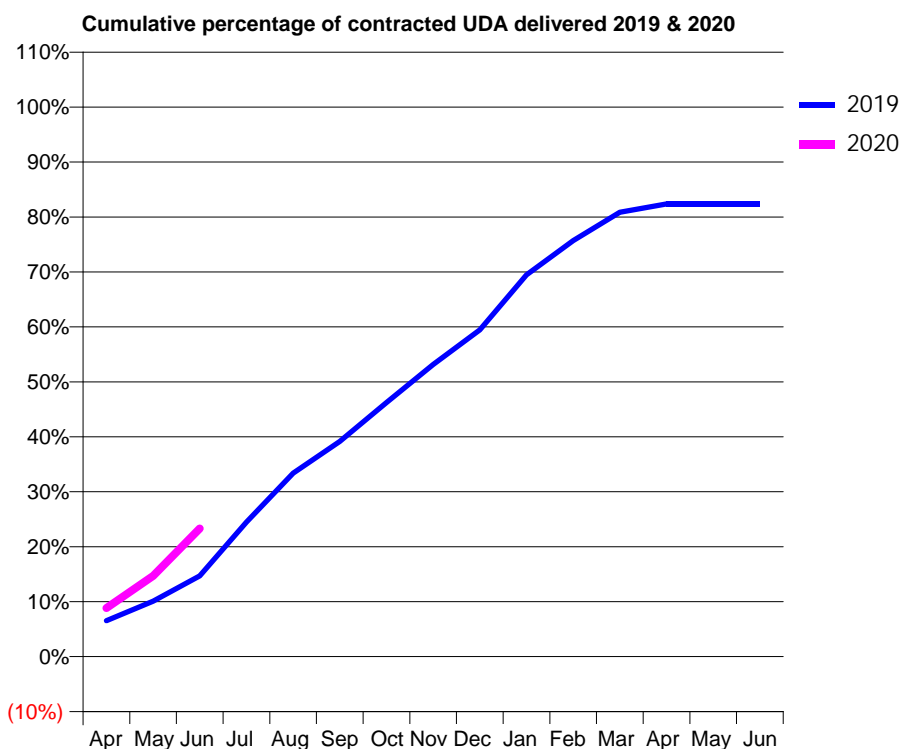
19/20 Contracted general activity (UDA)	260
Carry forward general activity (UDA)	0
19/20 Contracted orthodontic activity (UOA)	0
Carry forward orthodontic activity (UOA)	0
Baseline contract value	£6,596.08

ACCESS*

Patients seen in 24 months	Total	Change since previous quarter
Quarter ending June 2018	149	
Quarter ending September 2018	134	↓
Quarter ending December 2018	131	↓
Quarter ending March 2019	124	↓
Quarter ending June 2019	128	↑
Variance since June 2018	(14.1%)	↓



ACTIVITY



Month	Adjusted Scheduled Activity (UDA)	
	2019	2020
April	17	23
May	26	38
June	38	61
July	64	
August	87	
September	102	
October	120	
November	138	
December	155	
January	181	
February	197	
March	210	
April	214	
May	214	
June	214	

QUALITY

	Quantity	Base Number	Contract	AT	Region	England
% of FP17s for the same patient ID Re-attending within 3 months - Children	5	48	10.4%	8.6%	10.6%	11.4%
% of FP17s for the same patient ID Re-attending within 3 months - Adults	0	2	0.0%	13.5%	15.2%	15.4%
% of FP17s for the same patient ID Re-attending between 3 & 9 months - Children	27	48	56.3%	61.2%	62.3%	59.8%
% of FP17s for the same patient ID Re-attending between 3 & 9 months - Adults	2	2	100.0%	52.3%	53.3%	52.1%
% of FP17s for Band 1 Urgent Courses	3	46	6.5%	10.0%	9.7%	9.2%
% of FP17s Relating to Free Repair or Replacements	0	46	0.0%	0.9%	0.6%	0.7%
% of FP17s Relating to Continuations	0	46	0.0%	0.9%	0.8%	0.8%
% of Patients satisfied with the dentistry they have received	0	0	N/A	94.0%	93.4%	93.4%
% of Patients satisfied with the time they had to wait for an appointment	0	0	N/A	85.7%	86.8%	87.6%

* This is based on patients treated on this contract for their most recent course of treatment. Figures in italics indicate the base number of FP17s or Patient Questionnaire responses are less than 100. N/A is shown where the base number of responses is less than 10 during the period. % is calculated as Quantity/Base number*100

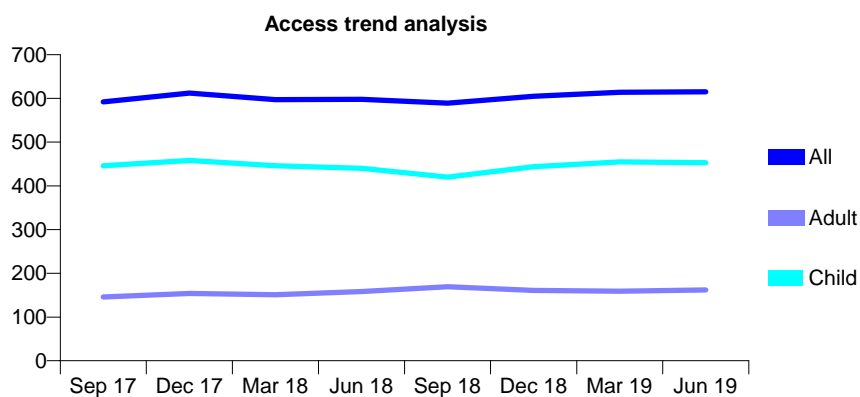
Q66 - Vital Signs At a Glance Contract Report for 913340/0001 - June 2019

Name or company name	Park Chambers Dental Practice
Contract type name	GDS Contract
Purpose of contract	General
Contract start date	01/04/2006
Contract end date	

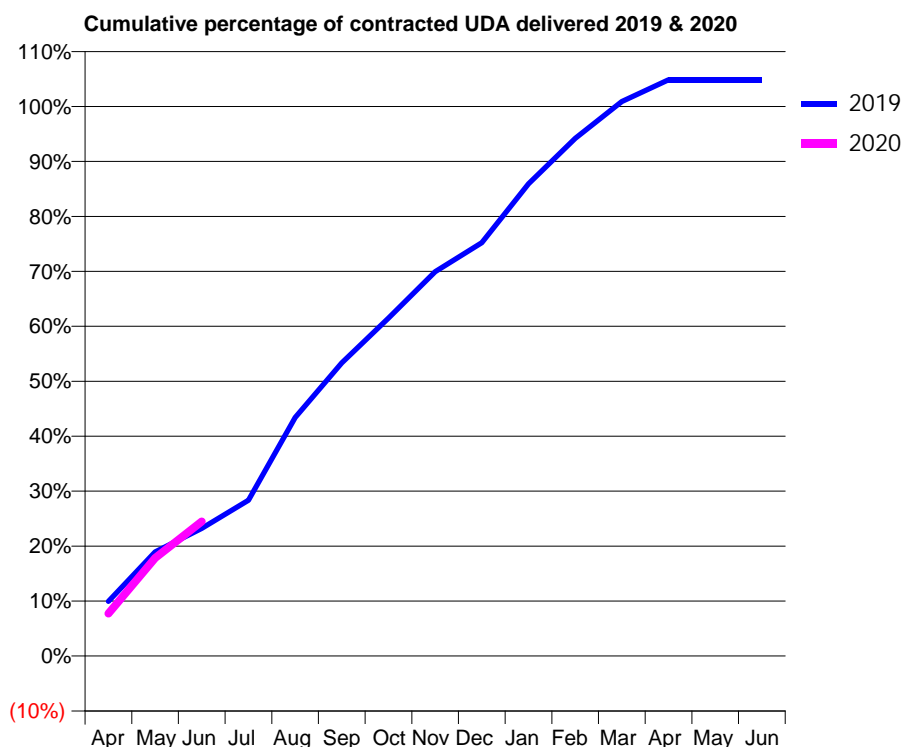
19/20 Contracted general activity (UDA)	1,105
Carry forward general activity (UDA)	0
19/20 Contracted orthodontic activity (UOA)	0
Carry forward orthodontic activity (UOA)	0
Baseline contract value	£35,644.07

ACCESS*

Patients seen in 24 months	Total	Change since previous quarter
Quarter ending June 2018	598	
Quarter ending September 2018	589	↓
Quarter ending December 2018	605	↑
Quarter ending March 2019	614	→
Quarter ending June 2019	615	→
Variance since June 2018	2.8%	↑



ACTIVITY



Month	Adjusted Scheduled Activity (UDA)	
	2019	2020
April	110	85
May	209	197
June	257	270
July	313	
August	480	
September	589	
October	679	
November	773	
December	831	
January	949	
February	1,041	
March	1,115	
April	1,159	
May	1,159	
June	1,159	

QUALITY

	Quantity	Base Number	Contract	AT	Region	England
% of FP17s for the same patient ID Re-attending within 3 months - Children	8	185	4.3%	8.6%	10.6%	11.4%
% of FP17s for the same patient ID Re-attending within 3 months - Adults	3	40	7.5%	13.5%	15.2%	15.4%
% of FP17s for the same patient ID Re-attending between 3 & 9 months - Children	129	185	69.7%	61.2%	62.3%	59.8%
% of FP17s for the same patient ID Re-attending between 3 & 9 months - Adults	14	40	35.0%	52.3%	53.3%	52.1%
% of FP17s for Band 1 Urgent Courses	7	199	3.5%	10.0%	9.7%	9.2%
% of FP17s Relating to Free Repair or Replacements	0	199	0.0%	0.9%	0.6%	0.7%
% of FP17s Relating to Continuations	1	199	0.5%	0.9%	0.8%	0.8%
% of Patients satisfied with the dentistry they have received	0	0	N/A	94.0%	93.4%	93.4%
% of Patients satisfied with the time they had to wait for an appointment	0	0	N/A	85.7%	86.8%	87.6%

* This is based on patients treated on this contract for their most recent course of treatment. Figures in italics indicate the base number of FP17s or Patient Questionnaire responses are less than 100. N/A is shown where the base number of responses is less than 10 during the period. % is calculated as Quantity/Base number*100

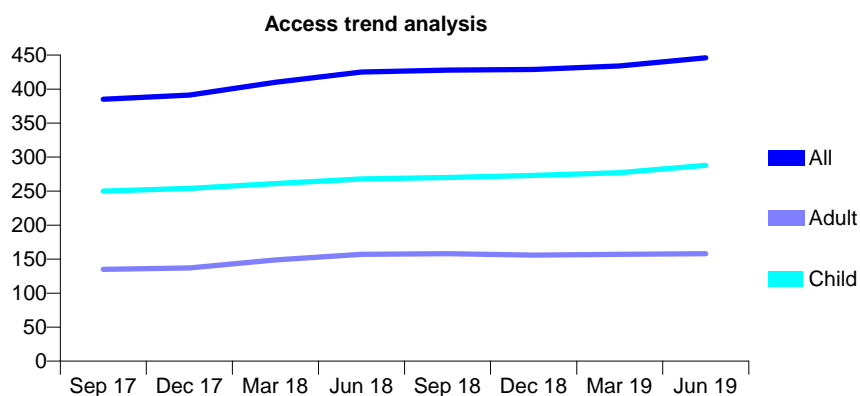
Q66 - Vital Signs At a Glance Contract Report for 920444/0001 - June 2019

Name or company name	MR DG O'HALLORAN
Contract type name	GDS Contract
Purpose of contract	General
Contract start date	01/04/2006
Contract end date	

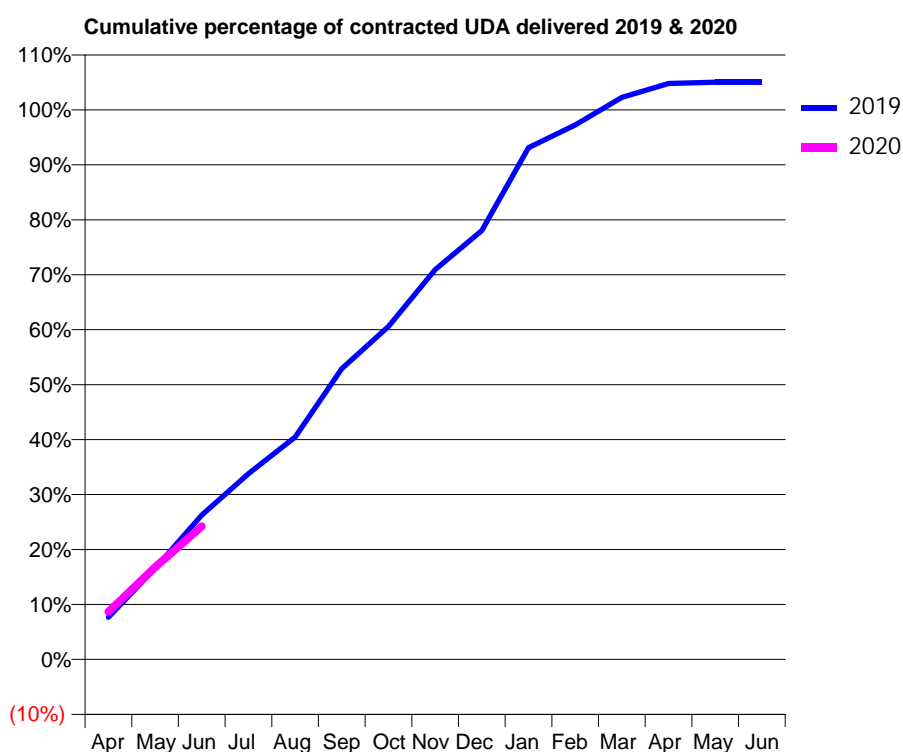
19/20 Contracted general activity (UDA)	900
Carry forward general activity (UDA)	0
19/20 Contracted orthodontic activity (UOA)	0
Carry forward orthodontic activity (UOA)	0
Baseline contract value	£26,822.07

ACCESS*

Patients seen in 24 months	Total	Change since previous quarter
Quarter ending June 2018	425	
Quarter ending September 2018	428	→
Quarter ending December 2018	429	→
Quarter ending March 2019	434	→
Quarter ending June 2019	446	↑
Variance since June 2018	4.9%	↑



ACTIVITY



Adjusted Scheduled Activity (UDA)		
Month	2019	2020
April	69	78
May	149	151
June	236	218
July	304	
August	364	
September	476	
October	545	
November	638	
December	702	
January	838	
February	875	
March	920	
April	943	
May	945	
June	945	

QUALITY

	Quantity	Base Number	Contract	AT	Region	England
% of FP17s for the same patient ID Re-attending within 3 months - Children	4	145	2.8%	8.6%	10.6%	11.4%
% of FP17s for the same patient ID Re-attending within 3 months - Adults	2	41	4.9%	13.5%	15.2%	15.4%
% of FP17s for the same patient ID Re-attending between 3 & 9 months - Children	112	145	77.2%	61.2%	62.3%	59.8%
% of FP17s for the same patient ID Re-attending between 3 & 9 months - Adults	23	41	56.1%	52.3%	53.3%	52.1%
% of FP17s for Band 1 Urgent Courses	0	169	0.0%	10.0%	9.7%	9.2%
% of FP17s Relating to Free Repair or Replacements	0	169	0.0%	0.9%	0.6%	0.7%
% of FP17s Relating to Continuations	0	169	0.0%	0.9%	0.8%	0.8%
% of Patients satisfied with the dentistry they have received	0	0	N/A	94.0%	93.4%	93.4%
% of Patients satisfied with the time they had to wait for an appointment	0	0	N/A	85.7%	86.8%	87.6%

* This is based on patients treated on this contract for their most recent course of treatment. Figures in italics indicate the base number of FP17s or Patient Questionnaire responses are less than 100. N/A is shown where the base number of responses is less than 10 during the period. % is calculated as Quantity/Base number*100

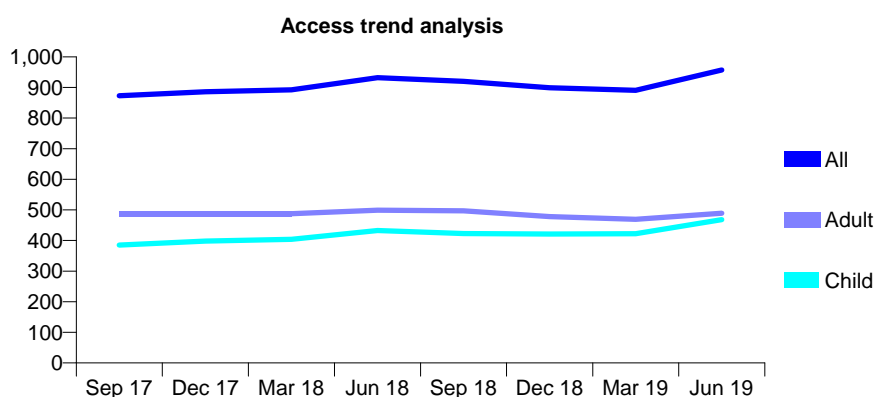
Q66 - Vital Signs At a Glance Contract Report for 925179/0001 - June 2019

Name or company name	MR MJ GOATMAN
Contract type name	GDS Contract
Purpose of contract	General
Contract start date	01/04/2006
Contract end date	

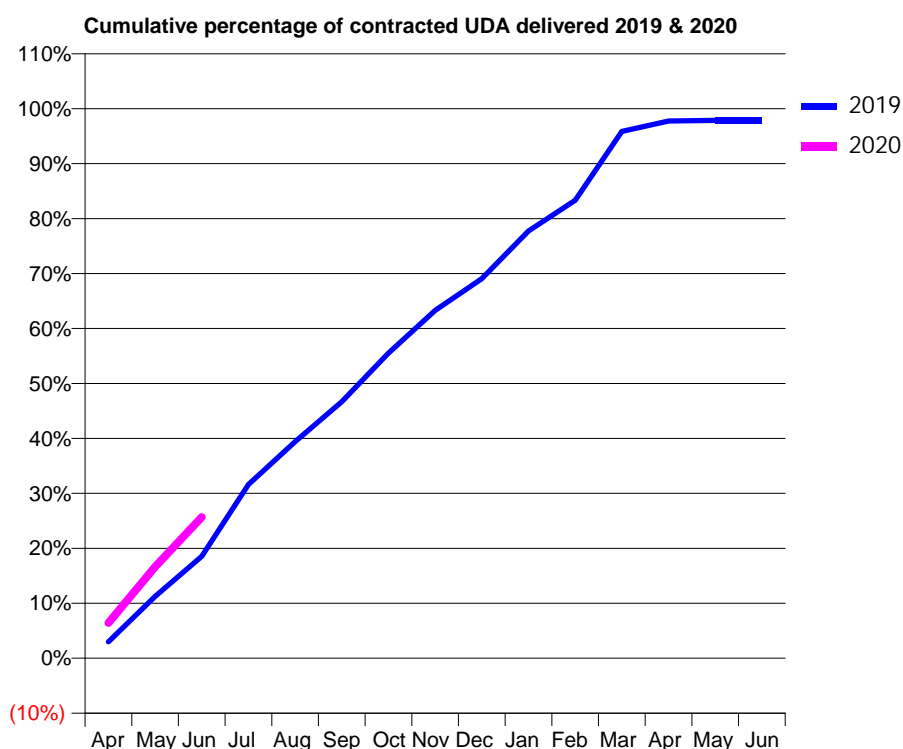
19/20 Contracted general activity (UDA)	2,216
Carry forward general activity (UDA)	0
19/20 Contracted orthodontic activity (UOA)	0
Carry forward orthodontic activity (UOA)	0
Baseline contract value	£50,356.44

ACCESS*

Patients seen in 24 months	Total	Change since previous quarter
Quarter ending June 2018	932	
Quarter ending September 2018	920	↓
Quarter ending December 2018	899	↓
Quarter ending March 2019	891	→
Quarter ending June 2019	957	↑
Variance since June 2018	2.7%	↑



ACTIVITY



Adjusted Scheduled Activity (UDA)		
Month	2019	2020
April	67	142
May	250	369
June	411	569
July	700	
August	874	
September	1,034	
October	1,231	
November	1,403	
December	1,531	
January	1,723	
February	1,847	
March	2,124	
April	2,166	
May	2,168	
June	2,168	

QUALITY

	Quantity	Base Number	Contract	AT	Region	England
% of FP17s for the same patient ID Re-attending within 3 months - Children	6	159	3.8%	8.6%	10.6%	11.4%
% of FP17s for the same patient ID Re-attending within 3 months - Adults	28	162	17.3%	13.5%	15.2%	15.4%
% of FP17s for the same patient ID Re-attending between 3 & 9 months - Children	80	159	50.3%	61.2%	62.3%	59.8%
% of FP17s for the same patient ID Re-attending between 3 & 9 months - Adults	82	162	50.6%	52.3%	53.3%	52.1%
% of FP17s for Band 1 Urgent Courses	14	295	4.7%	10.0%	9.7%	9.2%
% of FP17s Relating to Free Repair or Replacements	1	295	0.3%	0.9%	0.6%	0.7%
% of FP17s Relating to Continuations	0	295	0.0%	0.9%	0.8%	0.8%
% of Patients satisfied with the dentistry they have received	0	0	N/A	94.0%	93.4%	93.4%
% of Patients satisfied with the time they had to wait for an appointment	0	0	N/A	85.7%	86.8%	87.6%

* This is based on patients treated on this contract for their most recent course of treatment.

Figures in italics indicate the base number of FP17s or Patient Questionnaire responses are less than 100. N/A is shown where the base number of responses is less than 10 during the period. % is calculated as Quantity/Base number*100

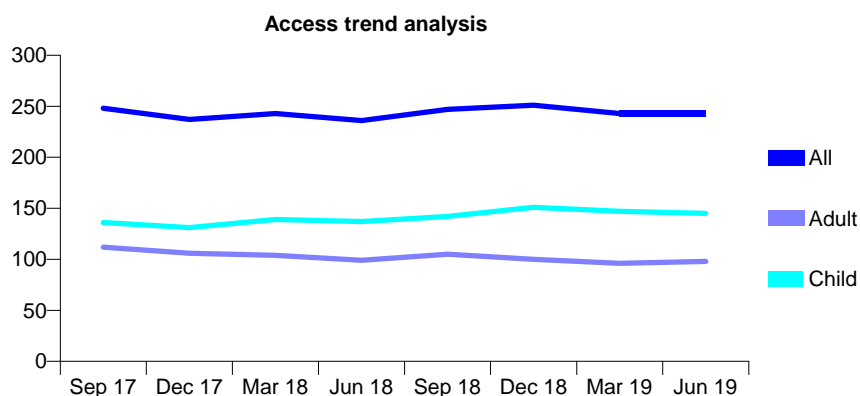
Q66 - Vital Signs At a Glance Contract Report for 926949/0001 - June 2019

Name or company name	MRS P SELLEY
Contract type name	GDS Contract
Purpose of contract	General
Contract start date	01/04/2006
Contract end date	

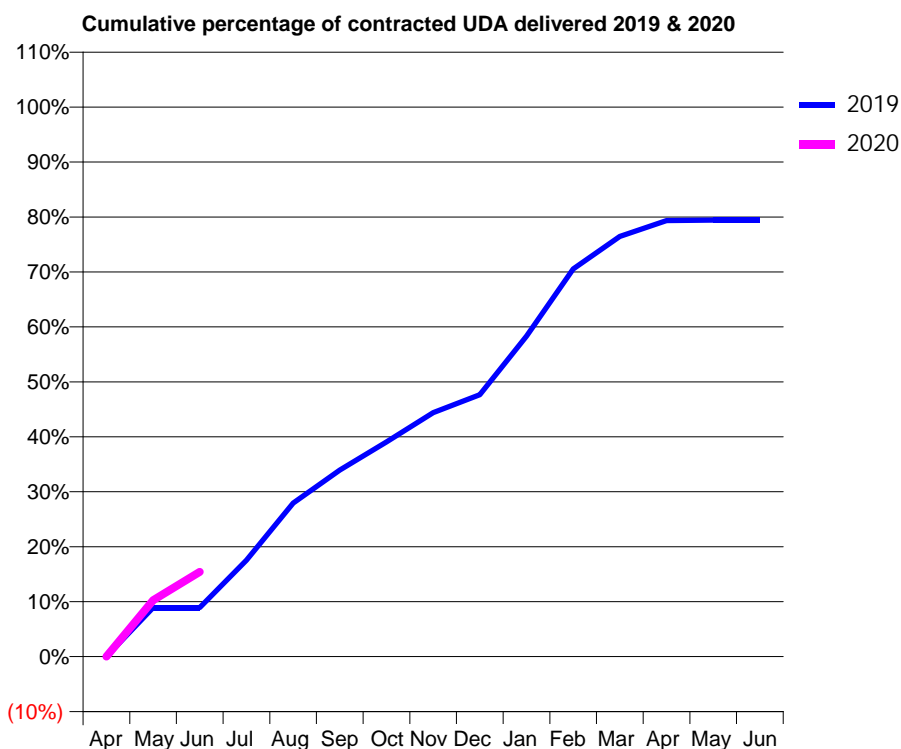
19/20 Contracted general activity (UDA)	700
Carry forward general activity (UDA)	0
19/20 Contracted orthodontic activity (UOA)	0
Carry forward orthodontic activity (UOA)	0
Baseline contract value	£23,339.98

ACCESS*

Patients seen in 24 months	Total	Change since previous quarter
Quarter ending June 2018	236	
Quarter ending September 2018	247	↑
Quarter ending December 2018	251	→
Quarter ending March 2019	243	↓
Quarter ending June 2019	243	→
Variance since June 2018	3.0%	↑



ACTIVITY



Month	Adjusted Scheduled Activity (UDA)	
	2019	2020
April	0	0
May	80	72
June	80	108
July	158	
August	251	
September	305	
October	352	
November	400	
December	429	
January	525	
February	635	
March	688	
April	714	
May	715	
June	715	

QUALITY

	Quantity	Base Number	Contract	AT	Region	England
% of FP17s for the same patient ID Re-attending within 3 months - Children	1	26	3.8%	8.6%	10.6%	11.4%
% of FP17s for the same patient ID Re-attending within 3 months - Adults	3	29	10.3%	13.5%	15.2%	15.4%
% of FP17s for the same patient ID Re-attending between 3 & 9 months - Children	15	26	57.7%	61.2%	62.3%	59.8%
% of FP17s for the same patient ID Re-attending between 3 & 9 months - Adults	16	29	55.2%	52.3%	53.3%	52.1%
% of FP17s for Band 1 Urgent Courses	0	46	0.0%	10.0%	9.7%	9.2%
% of FP17s Relating to Free Repair or Replacements	0	46	0.0%	0.9%	0.6%	0.7%
% of FP17s Relating to Continuations	0	46	0.0%	0.9%	0.8%	0.8%
% of Patients satisfied with the dentistry they have received	0	0	N/A	94.0%	93.4%	93.4%
% of Patients satisfied with the time they had to wait for an appointment	0	0	N/A	85.7%	86.8%	87.6%

* This is based on patients treated on this contract for their most recent course of treatment. Figures in italics indicate the base number of FP17s or Patient Questionnaire responses are less than 100. N/A is shown where the base number of responses is less than 10 during the period. % is calculated as Quantity/Base number*100

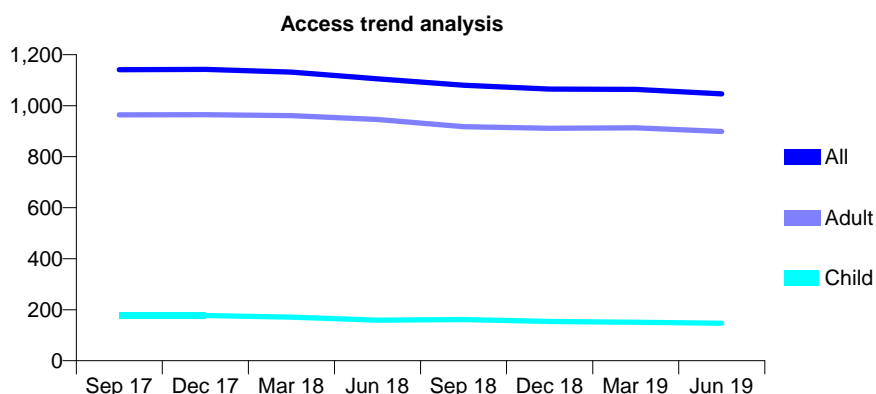
Q66 - Vital Signs At a Glance Contract Report for 933023/0001 - June 2019

Name or company name	MR M AZIZI
Contract type name	GDS Contract
Purpose of contract	General
Contract start date	01/04/2006
Contract end date	

19/20 Contracted general activity (UDA)	3,500
Carry forward general activity (UDA)	0
19/20 Contracted orthodontic activity (UOA)	0
Carry forward orthodontic activity (UOA)	0
Baseline contract value	£83,186.03

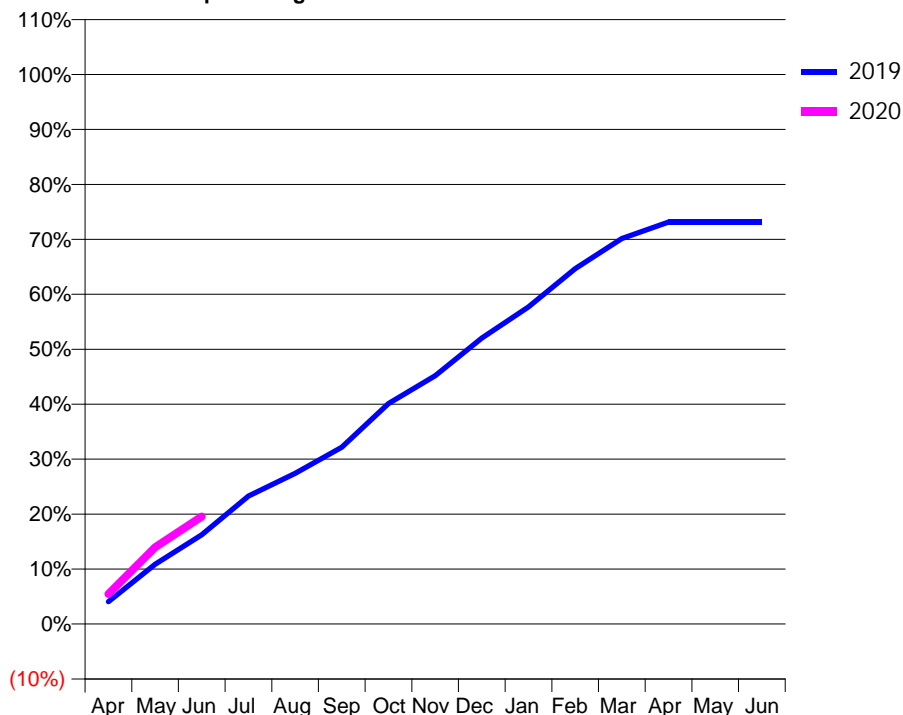
ACCESS*

Patients seen in 24 months	Total	Change since previous quarter
Quarter ending June 2018	1,105	
Quarter ending September 2018	1,080	↓
Quarter ending December 2018	1,065	↓
Quarter ending March 2019	1,064	→
Quarter ending June 2019	1,046	↓
Variance since June 2018	(5.3%)	↓



ACTIVITY

Cumulative percentage of contracted UDA delivered 2019 & 2020



Adjusted Scheduled Activity (UDA)

Month	2019	2020
April	187	191
May	500	489
June	747	685
July	1,071	
August	1,260	
September	1,480	
October	1,846	
November	2,077	
December	2,393	
January	2,655	
February	2,974	
March	3,227	
April	3,365	
May	3,365	
June	3,365	

QUALITY

	Quantity	Base Number	Contract	AT	Region	England
% of FP17s for the same patient ID Re-attending within 3 months - Children	4	58	6.9%	8.6%	10.6%	11.4%
% of FP17s for the same patient ID Re-attending within 3 months - Adults	52	386	13.5%	13.5%	15.2%	15.4%
% of FP17s for the same patient ID Re-attending between 3 & 9 months - Children	41	58	70.7%	61.2%	62.3%	59.8%
% of FP17s for the same patient ID Re-attending between 3 & 9 months - Adults	272	386	70.5%	52.3%	53.3%	52.1%
% of FP17s for Band 1 Urgent Courses	5	369	1.4%	10.0%	9.7%	9.2%
% of FP17s Relating to Free Repair or Replacements	0	369	0.0%	0.9%	0.6%	0.7%
% of FP17s Relating to Continuations	14	369	3.8%	0.9%	0.8%	0.8%
% of Patients satisfied with the dentistry they have received	1	1	N/A	94.0%	93.4%	93.4%
% of Patients satisfied with the time they had to wait for an appointment	1	1	N/A	85.7%	86.8%	87.6%

* This is based on patients treated on this contract for their most recent course of treatment.

Figures in italics indicate the base number of FP17s or Patient Questionnaire responses are less than 100. N/A is shown where the base number of responses is less than 10 during the period. % is calculated as Quantity/Base number*100

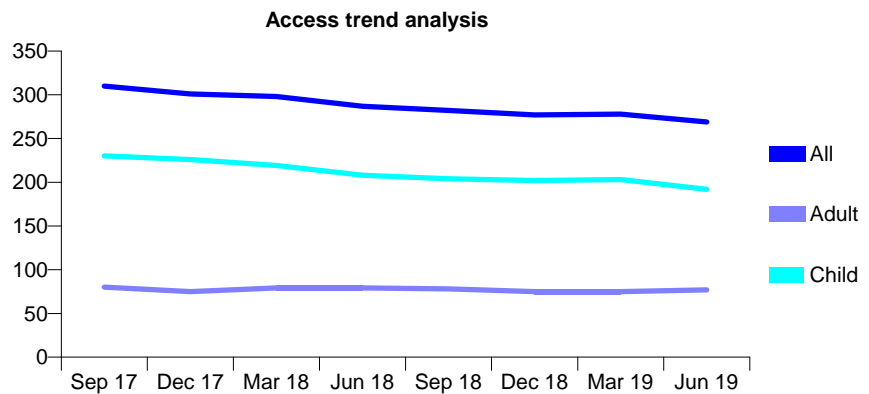
Q66 - Vital Signs At a Glance Contract Report for 953008/0001 - June 2019

Name or company name	MR RC EVANS
Contract type name	GDS Contract
Purpose of contract	General
Contract start date	01/09/2009
Contract end date	

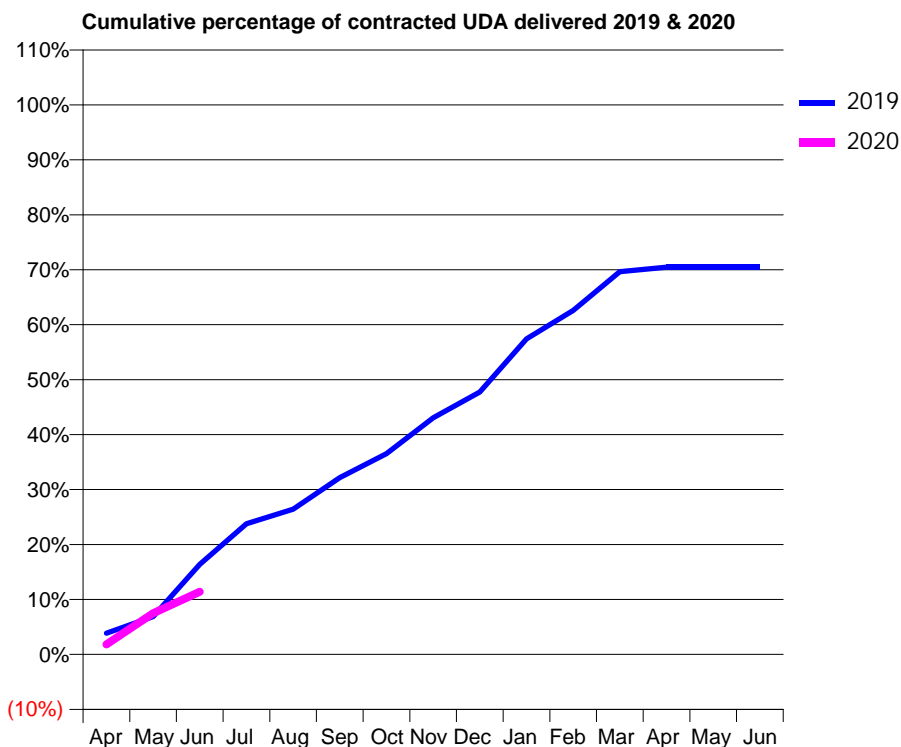
19/20 Contracted general activity (UDA)	600
Carry forward general activity (UDA)	0
19/20 Contracted orthodontic activity (UOA)	0
Carry forward orthodontic activity (UOA)	0
Baseline contract value	£16,177.97

ACCESS*

Patients seen in 24 months	Total	Change since previous quarter
Quarter ending June 2018	287	
Quarter ending September 2018	282	↓
Quarter ending December 2018	277	↓
Quarter ending March 2019	278	→
Quarter ending June 2019	269	↓
Variance since June 2018	(6.3%)	↓



ACTIVITY



Month	2019	2020
April	23	11
May	41	45
June	98	68
July	143	
August	159	
September	193	
October	219	
November	258	
December	286	
January	344	
February	376	
March	418	
April	423	
May	423	
June	423	

QUALITY

	Quantity	Base Number	Contract	AT	Region	England
% of FP17s for the same patient ID Re-attending within 3 months - Children	0	49	0.0%	8.6%	10.6%	11.4%
% of FP17s for the same patient ID Re-attending within 3 months - Adults	0	6	0.0%	13.5%	15.2%	15.4%
% of FP17s for the same patient ID Re-attending between 3 & 9 months - Children	30	49	61.2%	61.2%	62.3%	59.8%
% of FP17s for the same patient ID Re-attending between 3 & 9 months - Adults	2	6	33.3%	52.3%	53.3%	52.1%
% of FP17s for Band 1 Urgent Courses	2	52	3.8%	10.0%	9.7%	9.2%
% of FP17s Relating to Free Repair or Replacements	0	52	0.0%	0.9%	0.6%	0.7%
% of FP17s Relating to Continuations	0	52	0.0%	0.9%	0.8%	0.8%
% of Patients satisfied with the dentistry they have received	0	0	N/A	94.0%	93.4%	93.4%
% of Patients satisfied with the time they had to wait for an appointment	0	0	N/A	85.7%	86.8%	87.6%

* This is based on patients treated on this contract for their most recent course of treatment. Figures in italics indicate the base number of FP17s or Patient Questionnaire responses are less than 100. N/A is shown where the base number of responses is less than 10 during the period. % is calculated as Quantity/Base number*100

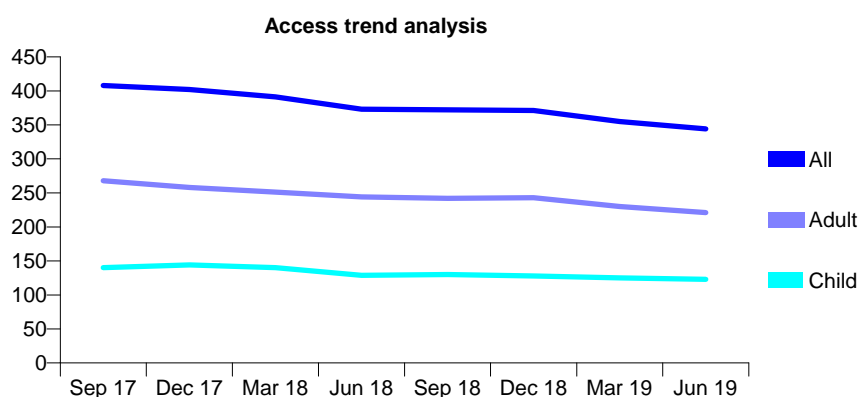
Q66 - Vital Signs At a Glance Contract Report for 985600/0001 - June 2019

Name or company name	MR A ZAHEDI SHALFOROUGH
Contract type name	GDS Contract
Purpose of contract	General
Contract start date	01/04/2006
Contract end date	

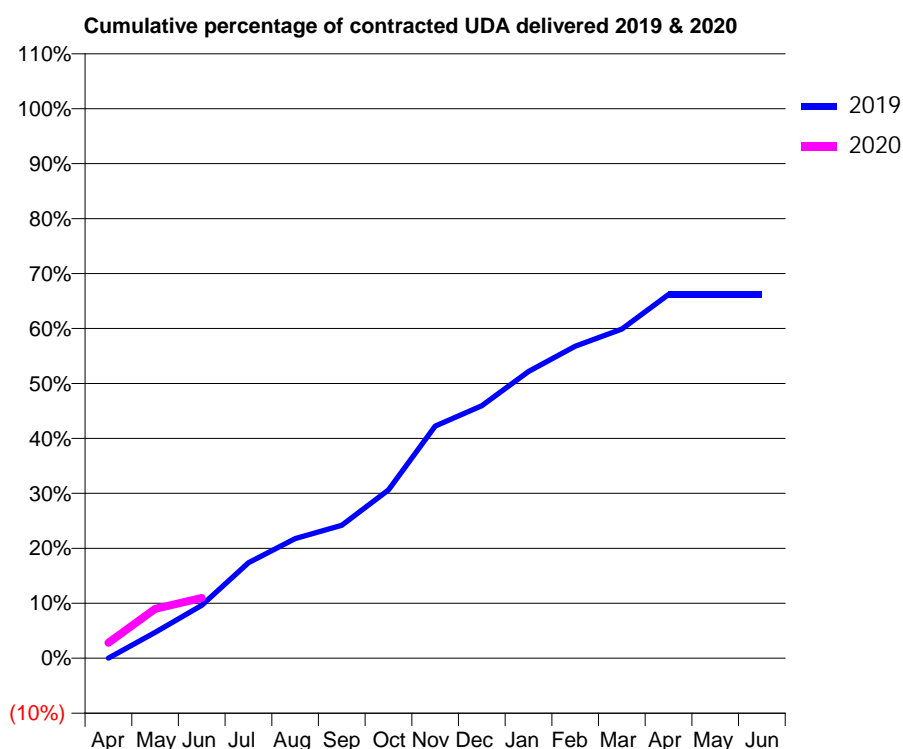
19/20 Contracted general activity (UDA)	1,957
Carry forward general activity (UDA)	0
19/20 Contracted orthodontic activity (UOA)	0
Carry forward orthodontic activity (UOA)	0
Baseline contract value	£51,893.05

ACCESS*

Patients seen in 24 months	Total	Change since previous quarter
Quarter ending June 2018	373	
Quarter ending September 2018	372	→
Quarter ending December 2018	371	→
Quarter ending March 2019	355	↓
Quarter ending June 2019	344	↓
Variance since June 2018	(7.8%)	↓



ACTIVITY



Month	2019	2020
April	0	55
May	92	176
June	188	214
July	340	
August	426	
September	473	
October	600	
November	827	
December	899	
January	1,021	
February	1,111	
March	1,172	
April	1,295	
May	1,295	
June	1,295	

QUALITY

	Quantity	Base Number	Contract	AT	Region	England
% of FP17s for the same patient ID Re-attending within 3 months - Children	18	49	36.7%	8.6%	10.6%	11.4%
% of FP17s for the same patient ID Re-attending within 3 months - Adults	12	86	14.0%	13.5%	15.2%	15.4%
% of FP17s for the same patient ID Re-attending between 3 & 9 months - Children	23	49	46.9%	61.2%	62.3%	59.8%
% of FP17s for the same patient ID Re-attending between 3 & 9 months - Adults	60	86	69.8%	52.3%	53.3%	52.1%
% of FP17s for Band 1 Urgent Courses	12	95	12.6%	10.0%	9.7%	9.2%
% of FP17s Relating to Free Repair or Replacements	0	95	0.0%	0.9%	0.6%	0.7%
% of FP17s Relating to Continuations	1	95	1.1%	0.9%	0.8%	0.8%
% of Patients satisfied with the dentistry they have received	1	1	N/A	94.0%	93.4%	93.4%
% of Patients satisfied with the time they had to wait for an appointment	1	1	N/A	85.7%	86.8%	87.6%

* This is based on patients treated on this contract for their most recent course of treatment.

Figures in italics indicate the base number of FP17s or Patient Questionnaire responses are less than 100. N/A is shown where the base number of responses is less than 10 during the period. % is calculated as Quantity/Base number*100

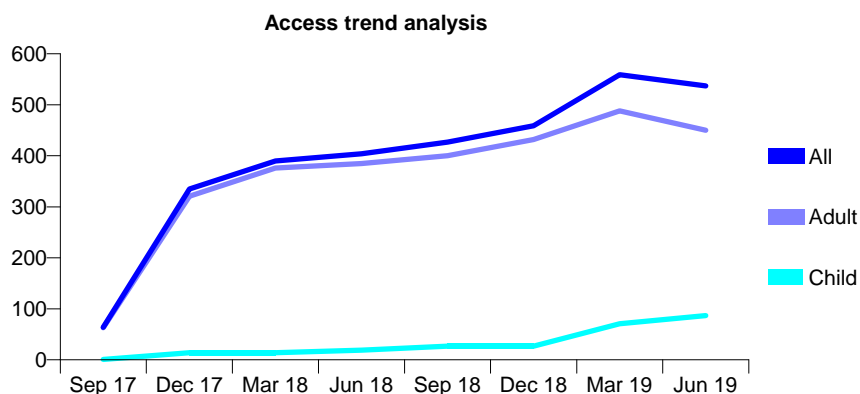
Q67 - Vital Signs At a Glance Contract Report for 100325/0000 - June 2019

Name or company name	Derek Ryan, Waguih Bishay and Claire Bas
Contract type name	PDS Contract
Purpose of contract	General
Contract start date	01/04/2017
Contract end date	31/03/2026

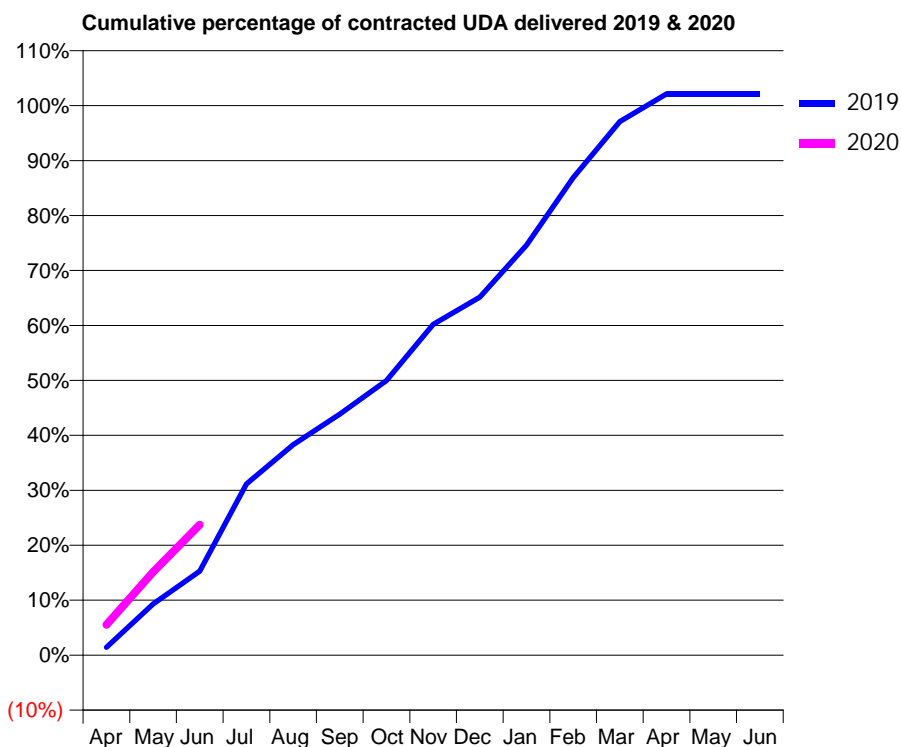
19/20 Contracted general activity (UDA)	3,150
Carry forward general activity (UDA)	0
19/20 Contracted orthodontic activity (UOA)	0
Carry forward orthodontic activity (UOA)	0
Baseline contract value	£195,050.02

ACCESS*

Patients seen in 24 months	Total	Change since previous quarter
Quarter ending June 2018	404	
Quarter ending September 2018	427	↑
Quarter ending December 2018	459	↑
Quarter ending March 2019	559	↑
Quarter ending June 2019	537	↓
Variance since June 2018	32.9%	↑



ACTIVITY



Month	Adjusted Scheduled Activity (UDA)	
	2019	2020
April	45	174
May	293	477
June	482	747
July	981	
August	1,206	
September	1,382	
October	1,574	
November	1,896	
December	2,052	
January	2,350	
February	2,737	
March	3,058	
April	3,217	
May	3,217	
June	3,217	

QUALITY

	Quantity	Base Number	Contract	AT	Region	England
% of FP17s for the same patient ID Re-attending within 3 months - Children	0	27	0.0%	10.6%	10.6%	11.4%
% of FP17s for the same patient ID Re-attending within 3 months - Adults	0	277	0.0%	16.2%	15.2%	15.4%
% of FP17s for the same patient ID Re-attending between 3 & 9 months - Children	0	27	0.0%	56.9%	62.3%	59.8%
% of FP17s for the same patient ID Re-attending between 3 & 9 months - Adults	2	277	0.7%	50.1%	53.3%	52.1%
% of FP17s for Band 1 Urgent Courses	0	249	0.0%	10.0%	9.7%	9.2%
% of FP17s Relating to Free Repair or Replacements	0	249	0.0%	0.5%	0.6%	0.7%
% of FP17s Relating to Continuations	0	249	0.0%	0.7%	0.8%	0.8%
% of Patients satisfied with the dentistry they have received	1	1	N/A	92.0%	93.4%	93.4%
% of Patients satisfied with the time they had to wait for an appointment	1	1	N/A	85.6%	86.8%	87.6%

* This is based on patients treated on this contract for their most recent course of treatment. Figures in italics indicate the base number of FP17s or Patient Questionnaire responses are less than 100. N/A is shown where the base number of responses is less than 10 during the period. % is calculated as Quantity/Base number*100

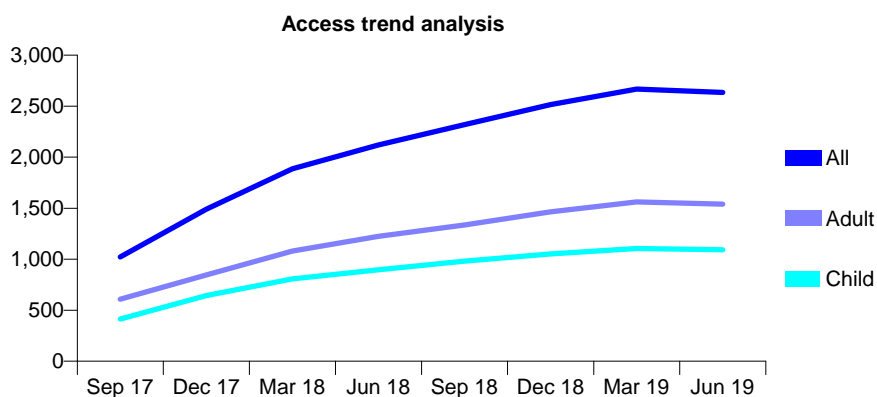
Q67 - Vital Signs At a Glance Contract Report for 100359/0000 - June 2019

Name or company name	Medway Dental Care Ltd
Contract type name	GDS Contract
Purpose of contract	General
Contract start date	01/04/2017
Contract end date	

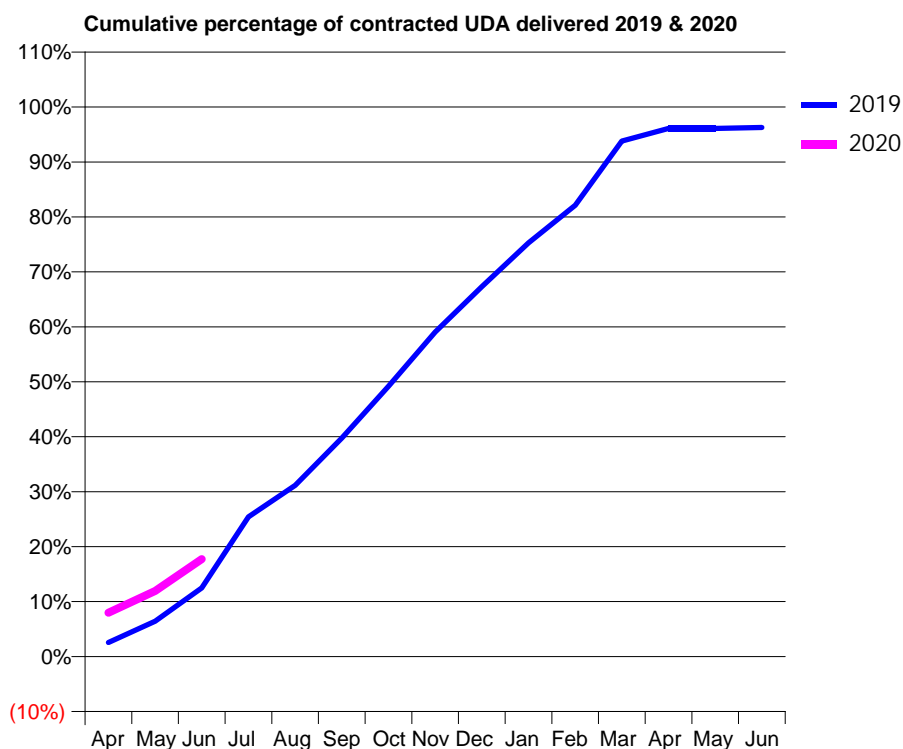
19/20 Contracted general activity (UDA)	6,671
Carry forward general activity (UDA)	0
19/20 Contracted orthodontic activity (UOA)	0
Carry forward orthodontic activity (UOA)	0
Baseline contract value	£170,696.77

ACCESS*

Patients seen in 24 months	Total	Change since previous quarter
Quarter ending June 2018	2,121	
Quarter ending September 2018	2,320	↑
Quarter ending December 2018	2,516	↑
Quarter ending March 2019	2,668	↑
Quarter ending June 2019	2,635	↓
Variance since June 2018	24.2%	↑



ACTIVITY



Month	Adjusted Scheduled Activity (UDA)	
	2019	2020
April	171	532
May	430	795
June	833	1,182
July	1,695	
August	2,079	
September	2,653	
October	3,280	
November	3,939	
December	4,489	
January	5,022	
February	5,477	
March	6,257	
April	6,410	
May	6,410	
June	6,422	

QUALITY

	Quantity	Base Number	Contract	AT	Region	England
% of FP17s for the same patient ID Re-attending within 3 months - Children	13	243	5.3%	10.6%	10.6%	11.4%
% of FP17s for the same patient ID Re-attending within 3 months - Adults	31	296	10.5%	16.2%	15.2%	15.4%
% of FP17s for the same patient ID Re-attending between 3 & 9 months - Children	86	243	35.4%	56.9%	62.3%	59.8%
% of FP17s for the same patient ID Re-attending between 3 & 9 months - Adults	47	296	15.9%	50.1%	53.3%	52.1%
% of FP17s for Band 1 Urgent Courses	0	488	0.0%	10.0%	9.7%	9.2%
% of FP17s Relating to Free Repair or Replacements	0	488	0.0%	0.5%	0.6%	0.7%
% of FP17s Relating to Continuations	21	488	4.3%	0.7%	0.8%	0.8%
% of Patients satisfied with the dentistry they have received	1	1	N/A	92.0%	93.4%	93.4%
% of Patients satisfied with the time they had to wait for an appointment	1	1	N/A	85.6%	86.8%	87.6%

* This is based on patients treated on this contract for their most recent course of treatment. Figures in italics indicate the base number of FP17s or Patient Questionnaire responses are less than 100. N/A is shown where the base number of responses is less than 10 during the period. % is calculated as Quantity/Base number*100

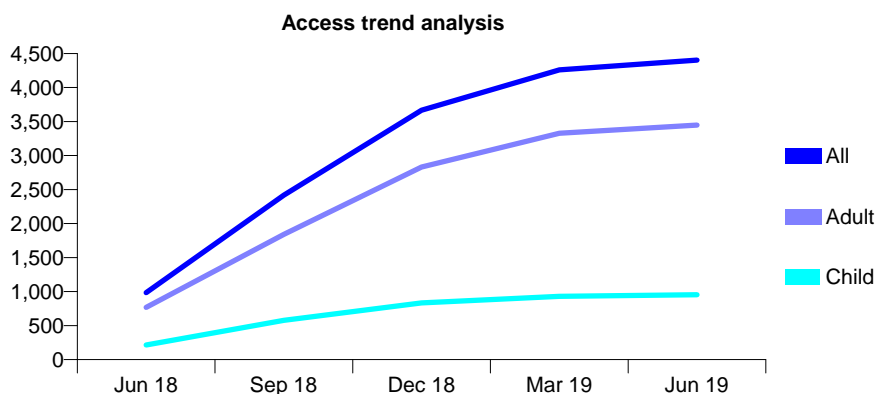
Q67 - Vital Signs At a Glance Contract Report for 100679/0000 - June 2019

Name or company name	E Kent Salaried Primary Care Dental
Contract type name	PDS Contract
Purpose of contract	General
Contract start date	01/04/2018
Contract end date	31/03/2020

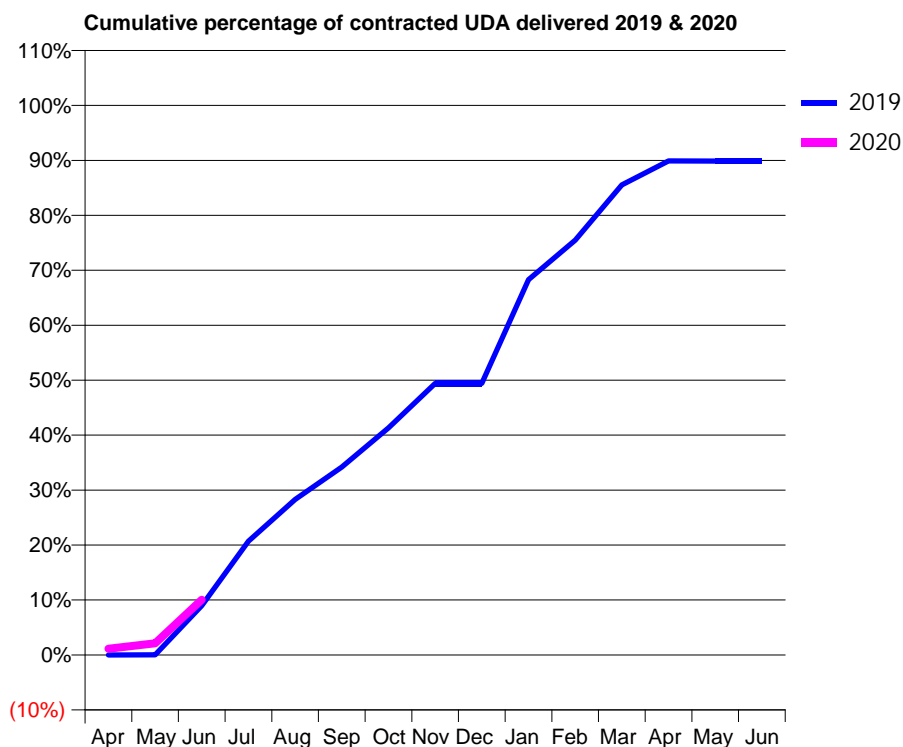
19/20 Contracted general activity (UDA)	12,000
Carry forward general activity (UDA)	0
19/20 Contracted orthodontic activity (UOA)	0
Carry forward orthodontic activity (UOA)	0
Baseline contract value	£319,180.85

ACCESS*

Patients seen in 24 months	Total	Change since previous quarter
Quarter ending June 2018	985	
Quarter ending September 2018	2,419	↑
Quarter ending December 2018	3,667	↑
Quarter ending March 2019	4,261	↑
Quarter ending June 2019	4,405	↑
Variance since June 2018	347.2%	↑



ACTIVITY



Month	2019	2020
April	0	136
May	5	254
June	1,077	1,206
July	2,484	
August	3,397	
September	4,100	
October	4,959	
November	5,929	
December	5,929	
January	8,195	
February	9,058	
March	10,264	
April	10,787	
May	10,786	
June	10,785	

QUALITY

	Quantity	Base Number	Contract	AT	Region	England
% of FP17s for the same patient ID Re-attending within 3 months - Children	8	209	3.8%	10.6%	10.6%	11.4%
% of FP17s for the same patient ID Re-attending within 3 months - Adults	86	828	10.4%	16.2%	15.2%	15.4%
% of FP17s for the same patient ID Re-attending between 3 & 9 months - Children	140	209	67.0%	56.9%	62.3%	59.8%
% of FP17s for the same patient ID Re-attending between 3 & 9 months - Adults	532	828	64.3%	50.1%	53.3%	52.1%
% of FP17s for Band 1 Urgent Courses	54	681	7.9%	10.0%	9.7%	9.2%
% of FP17s Relating to Free Repair or Replacements	5	681	0.7%	0.5%	0.6%	0.7%
% of FP17s Relating to Continuations	1	681	0.1%	0.7%	0.8%	0.8%
% of Patients satisfied with the dentistry they have received	2	2	N/A	92.0%	93.4%	93.4%
% of Patients satisfied with the time they had to wait for an appointment	1	2	N/A	85.6%	86.8%	87.6%

* This is based on patients treated on this contract for their most recent course of treatment.

Figures in italics indicate the base number of FP17s or Patient Questionnaire responses are less than 100. N/A is shown where the base number of responses is less than 10 during the period. % is calculated as Quantity/Base number*100

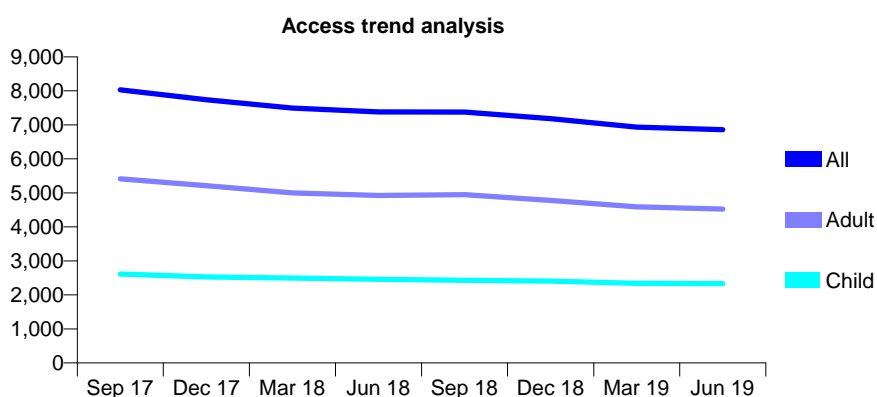
Q67 - Vital Signs At a Glance Contract Report for 101281/0032 - June 2019

Name or company name	OASIS DENTAL CARE LTD
Contract type name	GDS Contract
Purpose of contract	General
Contract start date	01/04/2006
Contract end date	

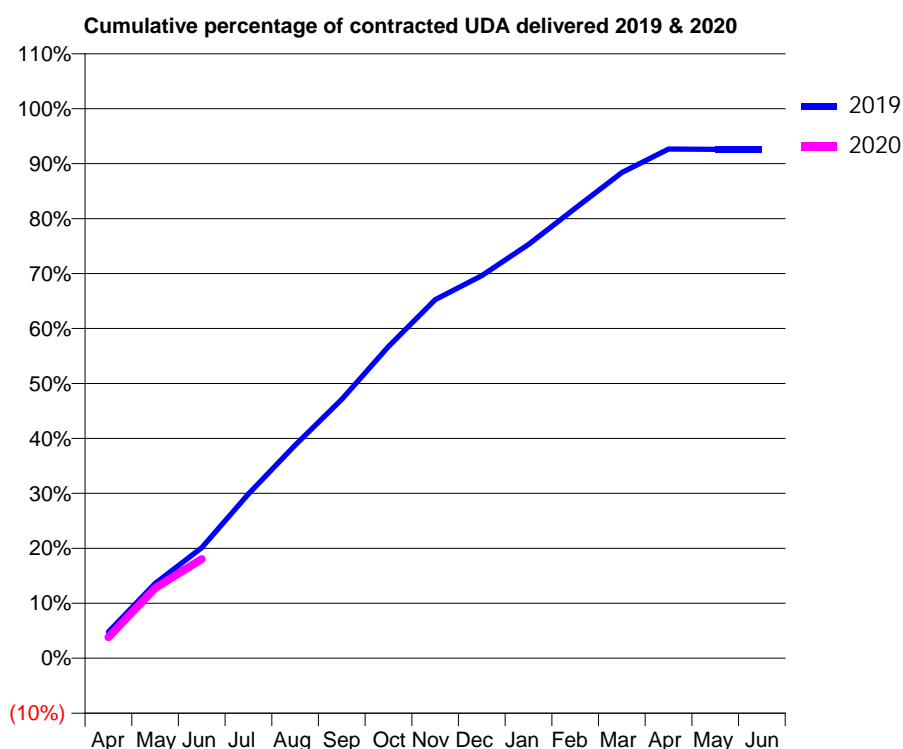
19/20 Contracted general activity (UDA)	19,413
Carry forward general activity (UDA)	0
19/20 Contracted orthodontic activity (UOA)	0
Carry forward orthodontic activity (UOA)	0
Baseline contract value	£462,639.19

ACCESS*

Patients seen in 24 months	Total	Change since previous quarter
Quarter ending June 2018	7,383	
Quarter ending September 2018	7,380	→
Quarter ending December 2018	7,184	↓
Quarter ending March 2019	6,935	↓
Quarter ending June 2019	6,856	↓
Variance since June 2018	(7.1%)	↓



ACTIVITY



Month	2019	2020
April	931	742
May	2,646	2,482
June	3,904	3,503
July	5,804	
August	7,531	
September	9,148	
October	11,011	
November	12,667	
December	13,511	
January	14,616	
February	15,895	
March	17,153	
April	17,982	
May	17,975	
June	17,975	

QUALITY

	Quantity	Base Number	Contract	AT	Region	England
% of FP17s for the same patient ID Re-attending within 3 months - Children	61	881	6.9%	10.6%	10.6%	11.4%
% of FP17s for the same patient ID Re-attending within 3 months - Adults	201	1,475	13.6%	16.2%	15.2%	15.4%
% of FP17s for the same patient ID Re-attending between 3 & 9 months - Children	510	881	57.9%	56.9%	62.3%	59.8%
% of FP17s for the same patient ID Re-attending between 3 & 9 months - Adults	757	1,475	51.3%	50.1%	53.3%	52.1%
% of FP17s for Band 1 Urgent Courses	172	1,925	8.9%	10.0%	9.7%	9.2%
% of FP17s Relating to Free Repair or Replacements	11	1,925	0.6%	0.5%	0.6%	0.7%
% of FP17s Relating to Continuations	21	1,925	1.1%	0.7%	0.8%	0.8%
% of Patients satisfied with the dentistry they have received	2	2	N/A	92.0%	93.4%	93.4%
% of Patients satisfied with the time they had to wait for an appointment	1	2	N/A	85.6%	86.8%	87.6%

* This is based on patients treated on this contract for their most recent course of treatment. Figures in italics indicate the base number of FP17s or Patient Questionnaire responses are less than 100. N/A is shown where the base number of responses is less than 10 during the period. % is calculated as Quantity/Base number*100

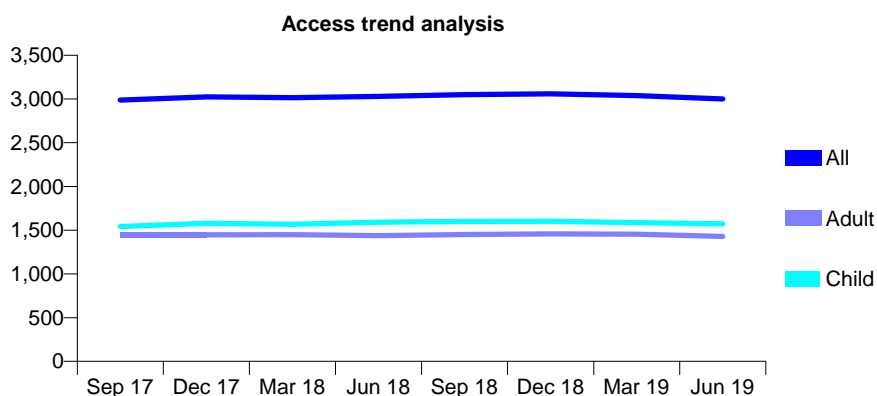
Q67 - Vital Signs At a Glance Contract Report for 101281/0035 - June 2019

Name or company name	OASIS DENTAL CARE LTD
Contract type name	GDS Contract
Purpose of contract	General and Orthodontic
Contract start date	01/04/2006
Contract end date	

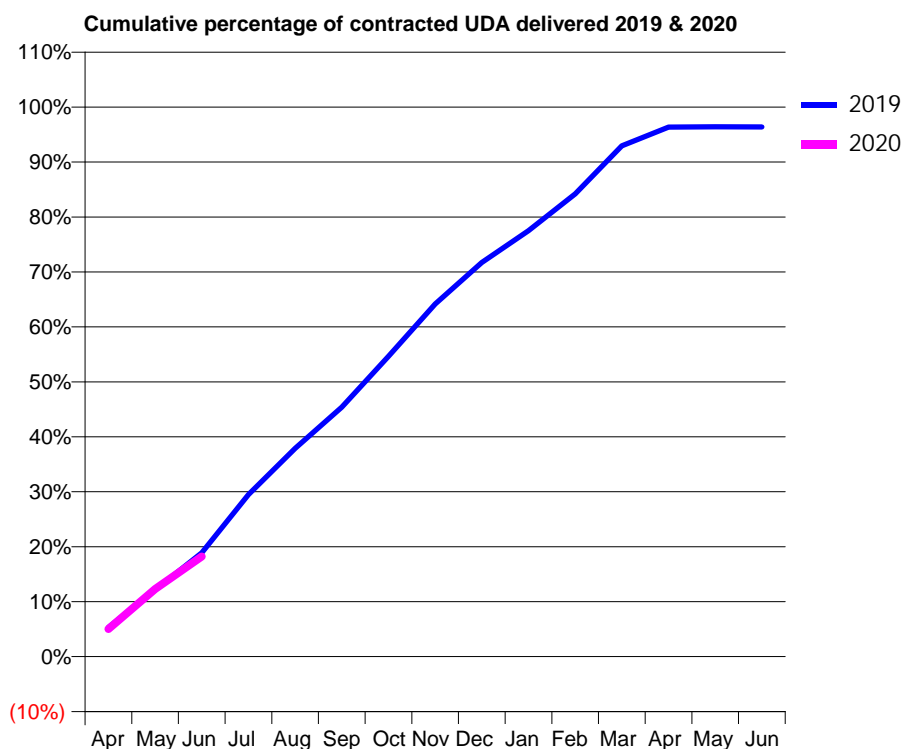
19/20 Contracted general activity (UDA)	7,549
Carry forward general activity (UDA)	0
19/20 Contracted orthodontic activity (UOA)	2,029
Carry forward orthodontic activity (UOA)	0
Baseline contract value	£379,663.00

ACCESS*

Patients seen in 24 months	Total	Change since previous quarter
Quarter ending June 2018	3,029	
Quarter ending September 2018	3,049	→
Quarter ending December 2018	3,059	→
Quarter ending March 2019	3,039	→
Quarter ending June 2019	3,001	↓
Variance since June 2018	(0.9%)	→



ACTIVITY



Month	Adjusted Scheduled Activity (UDA)	
	2019	2020
April	401	380
May	920	930
June	1,426	1,375
July	2,227	
August	2,862	
September	3,426	
October	4,125	
November	4,844	
December	5,414	
January	5,852	
February	6,355	
March	7,016	
April	7,274	
May	7,278	
June	7,275	

QUALITY

	Quantity	Base Number	Contract	AT	Region	England
% of FP17s for the same patient ID Re-attending within 3 months - Children	39	640	6.1%	10.6%	10.6%	11.4%
% of FP17s for the same patient ID Re-attending within 3 months - Adults	54	441	12.2%	16.2%	15.2%	15.4%
% of FP17s for the same patient ID Re-attending between 3 & 9 months - Children	359	640	56.1%	56.9%	62.3%	59.8%
% of FP17s for the same patient ID Re-attending between 3 & 9 months - Adults	287	441	65.1%	50.1%	53.3%	52.1%
% of FP17s for Band 1 Urgent Courses	43	865	5.0%	10.0%	9.7%	9.2%
% of FP17s Relating to Free Repair or Replacements	2	865	0.2%	0.5%	0.6%	0.7%
% of FP17s Relating to Continuations	2	865	0.2%	0.7%	0.8%	0.8%
% of Patients satisfied with the dentistry they have received	0	0	N/A	92.0%	93.4%	93.4%
% of Patients satisfied with the time they had to wait for an appointment	0	0	N/A	85.6%	86.8%	87.6%

* This is based on patients treated on this contract for their most recent course of treatment. Figures in italics indicate the base number of FP17s or Patient Questionnaire responses are less than 100. N/A is shown where the base number of responses is less than 10 during the period. % is calculated as Quantity/Base number*100

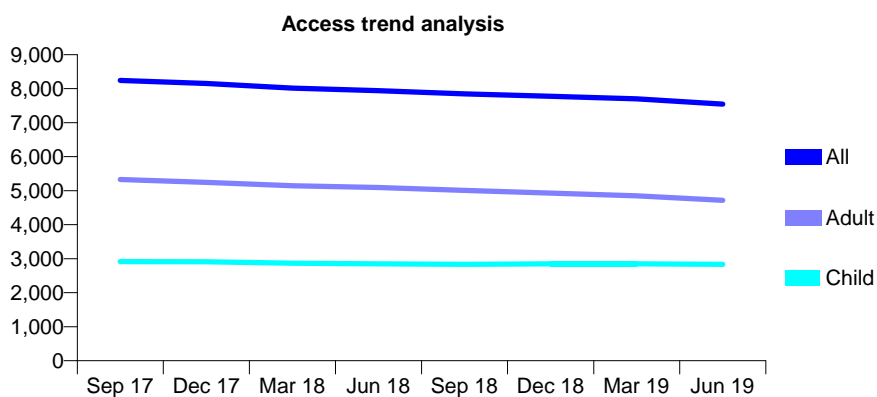
Q67 - Vital Signs At a Glance Contract Report for 101281/0105 - June 2019

Name or company name	OASIS DENTAL CARE LTD
Contract type name	GDS Contract
Purpose of contract	General and Orthodontic
Contract start date	01/04/2006
Contract end date	

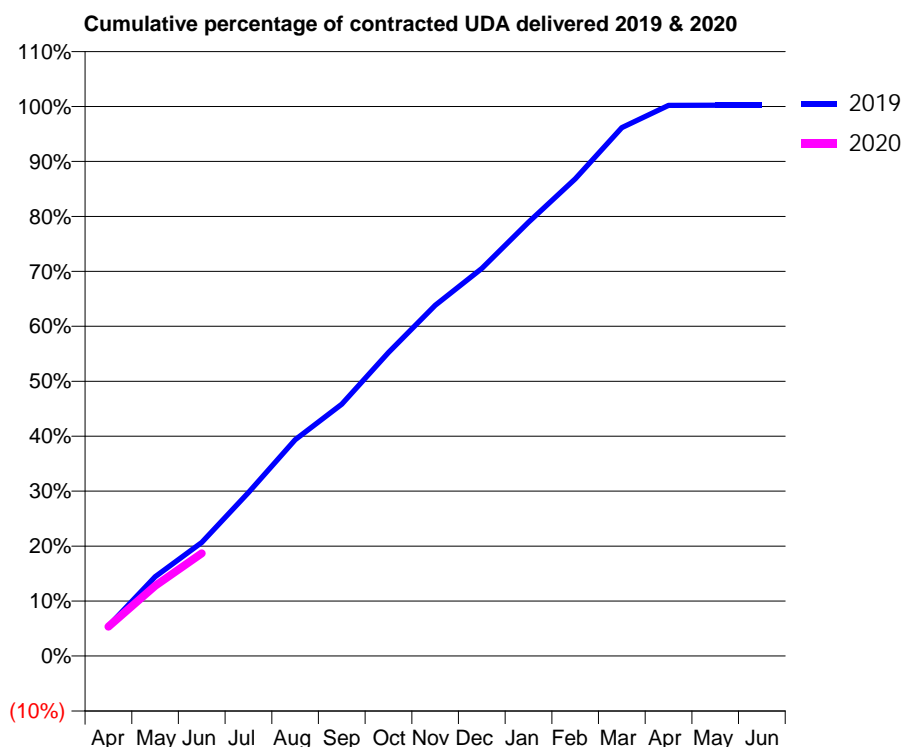
19/20 Contracted general activity (UDA)	19,191
Carry forward general activity (UDA)	0
19/20 Contracted orthodontic activity (UOA)	1,035
Carry forward orthodontic activity (UOA)	0
Baseline contract value	£516,802.31

ACCESS*

Patients seen in 24 months	Total	Change since previous quarter
Quarter ending June 2018	7,941	
Quarter ending September 2018	7,850	↓
Quarter ending December 2018	7,780	→
Quarter ending March 2019	7,700	↓
Quarter ending June 2019	7,548	↓
Variance since June 2018	(4.9%)	↓



ACTIVITY



Month	Adjusted Scheduled Activity (UDA)	
	2019	2020
April	1,052	1,027
May	2,767	2,453
June	3,967	3,590
July	5,712	
August	7,557	
September	8,796	
October	10,595	
November	12,245	
December	13,534	
January	15,149	
February	16,659	
March	18,448	
April	19,228	
May	19,233	
June	19,233	

QUALITY

	Quantity	Base Number	Contract	AT	Region	England
% of FP17s for the same patient ID Re-attending within 3 months - Children	64	1,011	6.3%	10.6%	10.6%	11.4%
% of FP17s for the same patient ID Re-attending within 3 months - Adults	180	1,602	11.2%	16.2%	15.2%	15.4%
% of FP17s for the same patient ID Re-attending between 3 & 9 months - Children	699	1,011	69.1%	56.9%	62.3%	59.8%
% of FP17s for the same patient ID Re-attending between 3 & 9 months - Adults	1,061	1,602	66.2%	50.1%	53.3%	52.1%
% of FP17s for Band 1 Urgent Courses	111	2,212	5.0%	10.0%	9.7%	9.2%
% of FP17s Relating to Free Repair or Replacements	2	2,212	0.1%	0.5%	0.6%	0.7%
% of FP17s Relating to Continuations	38	2,212	1.7%	0.7%	0.8%	0.8%
% of Patients satisfied with the dentistry they have received	3	3	N/A	92.0%	93.4%	93.4%
% of Patients satisfied with the time they had to wait for an appointment	3	3	N/A	85.6%	86.8%	87.6%

* This is based on patients treated on this contract for their most recent course of treatment. Figures in italics indicate the base number of FP17s or Patient Questionnaire responses are less than 100. N/A is shown where the base number of responses is less than 10 during the period. % is calculated as Quantity/Base number*100

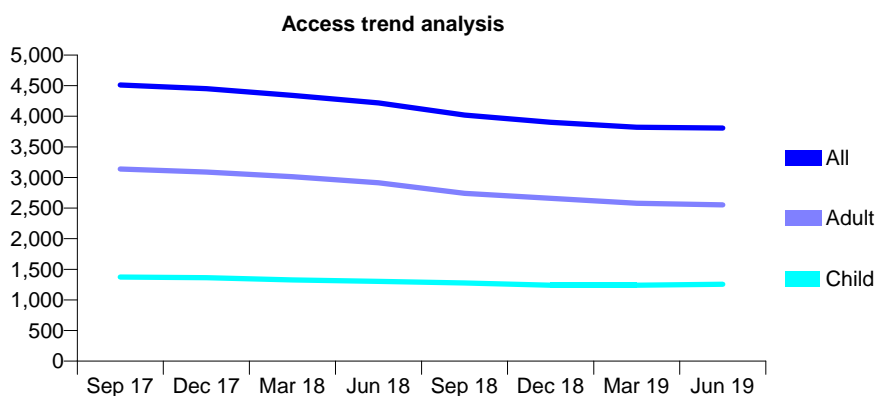
Q67 - Vital Signs At a Glance Contract Report for 101338/0105 - June 2019

Name or company name	Whitecross Dental Care Limited
Contract type name	GDS Contract
Purpose of contract	General
Contract start date	16/11/2009
Contract end date	

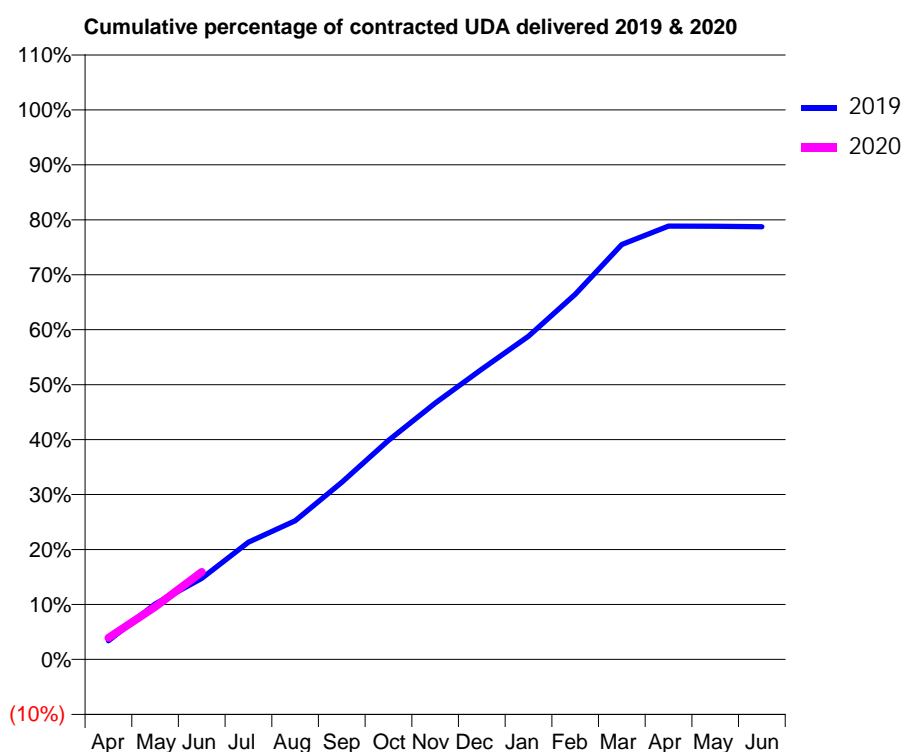
19/20 Contracted general activity (UDA)	12,000
Carry forward general activity (UDA)	0
19/20 Contracted orthodontic activity (UOA)	0
Carry forward orthodontic activity (UOA)	0
Baseline contract value	£373,779.95

ACCESS*

Patients seen in 24 months	Total	Change since previous quarter
Quarter ending June 2018	4,218	
Quarter ending September 2018	4,019	↓
Quarter ending December 2018	3,902	↓
Quarter ending March 2019	3,820	↓
Quarter ending June 2019	3,808	→
Variance since June 2018	(9.7%)	↓



ACTIVITY



Month	Adjusted Scheduled Activity (UDA)	
	2019	2020
April	408	469
May	1,209	1,150
June	1,771	1,910
July	2,560	
August	3,028	
September	3,866	
October	4,782	
November	5,598	
December	6,339	
January	7,057	
February	7,972	
March	9,062	
April	9,462	
May	9,460	
June	9,448	

QUALITY

	Quantity	Base Number	Contract	AT	Region	England
% of FP17s for the same patient ID Re-attending within 3 months - Children	18	429	4.2%	10.6%	10.6%	11.4%
% of FP17s for the same patient ID Re-attending within 3 months - Adults	63	716	8.8%	16.2%	15.2%	15.4%
% of FP17s for the same patient ID Re-attending between 3 & 9 months - Children	260	429	60.6%	56.9%	62.3%	59.8%
% of FP17s for the same patient ID Re-attending between 3 & 9 months - Adults	377	716	52.7%	50.1%	53.3%	52.1%
% of FP17s for Band 1 Urgent Courses	59	973	6.1%	10.0%	9.7%	9.2%
% of FP17s Relating to Free Repair or Replacements	2	973	0.2%	0.5%	0.6%	0.7%
% of FP17s Relating to Continuations	11	973	1.1%	0.7%	0.8%	0.8%
% of Patients satisfied with the dentistry they have received	0	1	N/A	92.0%	93.4%	93.4%
% of Patients satisfied with the time they had to wait for an appointment	0	1	N/A	85.6%	86.8%	87.6%

* This is based on patients treated on this contract for their most recent course of treatment. Figures in italics indicate the base number of FP17s or Patient Questionnaire responses are less than 100. N/A is shown where the base number of responses is less than 10 during the period. % is calculated as Quantity/Base number*100

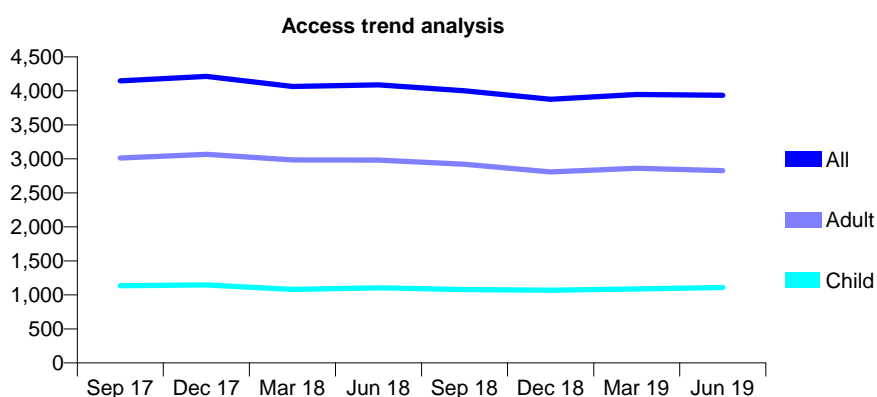
Q67 - Vital Signs At a Glance Contract Report for 101338/0116 - June 2019

Name or company name	Whitecross Dental Care Limited
Contract type name	GDS Contract
Purpose of contract	General
Contract start date	03/03/2010
Contract end date	

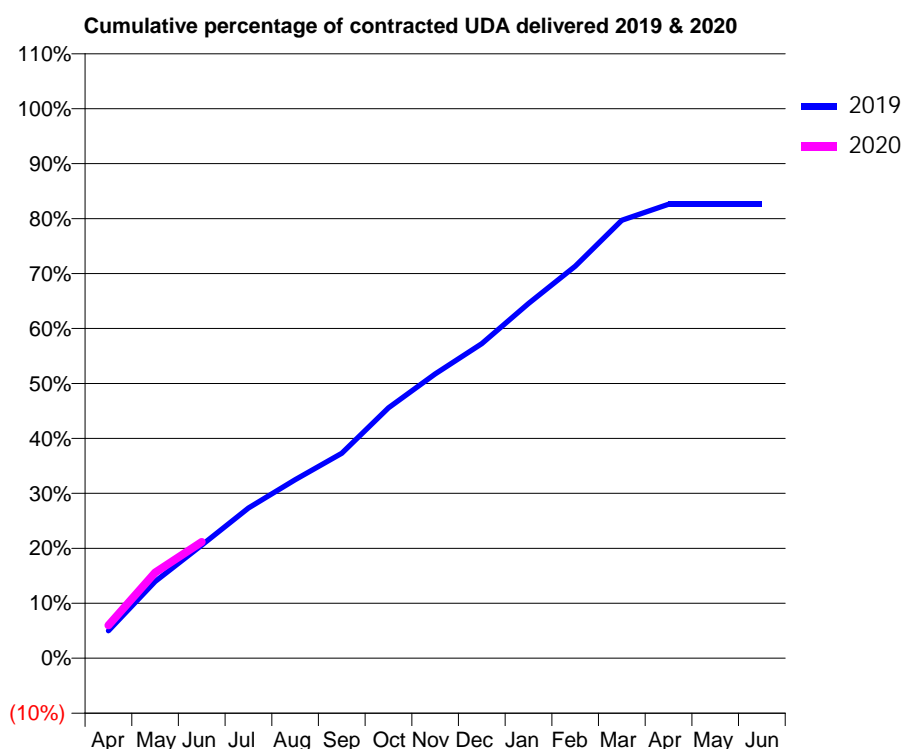
19/20 Contracted general activity (UDA)	14,000
Carry forward general activity (UDA)	0
19/20 Contracted orthodontic activity (UOA)	0
Carry forward orthodontic activity (UOA)	0
Baseline contract value	£377,673.50

ACCESS*

Patients seen in 24 months	Total	Change since previous quarter
Quarter ending June 2018	4,088	
Quarter ending September 2018	4,000	↓
Quarter ending December 2018	3,878	↓
Quarter ending March 2019	3,949	→
Quarter ending June 2019	3,934	→
Variance since June 2018	(3.8%)	↓



ACTIVITY



Month	2019	2020
April	699	836
May	1,957	2,184
June	2,882	2,961
July	3,826	
August	4,548	
September	5,219	
October	6,380	
November	7,241	
December	8,011	
January	9,035	
February	9,987	
March	11,155	
April	11,567	
May	11,567	
June	11,567	

QUALITY

	Quantity	Base Number	Contract	AT	Region	England
% of FP17s for the same patient ID Re-attending within 3 months - Children	38	436	8.7%	10.6%	10.6%	11.4%
% of FP17s for the same patient ID Re-attending within 3 months - Adults	148	1,011	14.6%	16.2%	15.2%	15.4%
% of FP17s for the same patient ID Re-attending between 3 & 9 months - Children	207	436	47.5%	56.9%	62.3%	59.8%
% of FP17s for the same patient ID Re-attending between 3 & 9 months - Adults	511	1,011	50.5%	50.1%	53.3%	52.1%
% of FP17s for Band 1 Urgent Courses	89	1,255	7.1%	10.0%	9.7%	9.2%
% of FP17s Relating to Free Repair or Replacements	0	1,255	0.0%	0.5%	0.6%	0.7%
% of FP17s Relating to Continuations	27	1,255	2.2%	0.7%	0.8%	0.8%
% of Patients satisfied with the dentistry they have received	2	2	N/A	92.0%	93.4%	93.4%
% of Patients satisfied with the time they had to wait for an appointment	1	2	N/A	85.6%	86.8%	87.6%

* This is based on patients treated on this contract for their most recent course of treatment.

Figures in italics indicate the base number of FP17s or Patient Questionnaire responses are less than 100. N/A is shown where the base number of responses is less than 10 during the period. % is calculated as Quantity/Base number*100

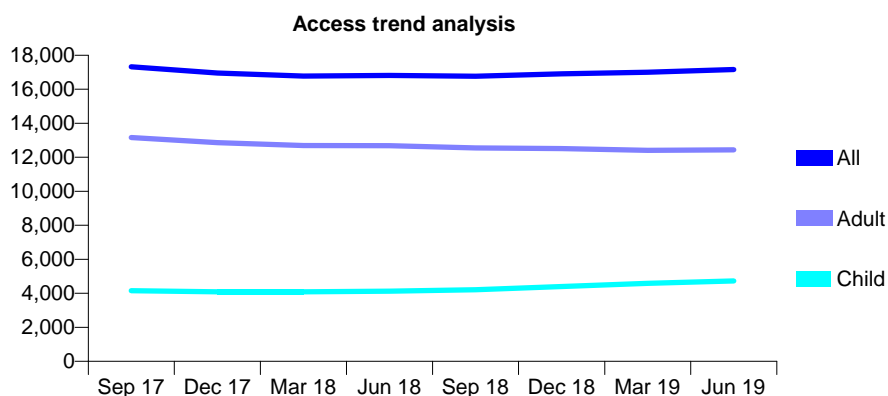
Q67 - Vital Signs At a Glance Contract Report for 101370/0009 - June 2019

Name or company name	Petrie Tucker & Partners Ltd
Contract type name	GDS Contract
Purpose of contract	General
Contract start date	01/04/2006
Contract end date	

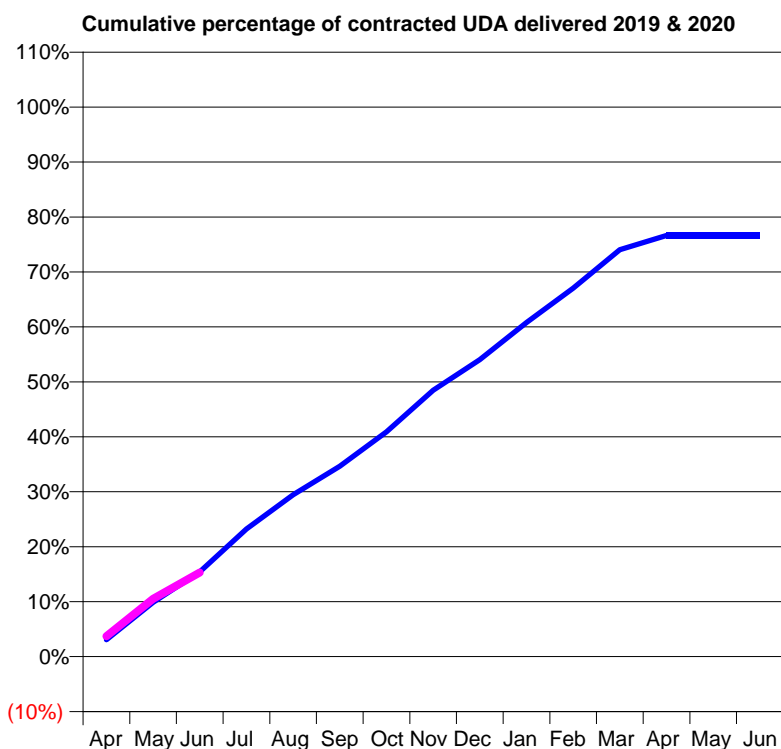
19/20 Contracted general activity (UDA)	63,012
Carry forward general activity (UDA)	0
19/20 Contracted orthodontic activity (UOA)	0
Carry forward orthodontic activity (UOA)	0
Baseline contract value	£1,828,826.74

ACCESS*

Patients seen in 24 months	Total	Change since previous quarter
Quarter ending June 2018	16,814	
Quarter ending September 2018	16,765	→
Quarter ending December 2018	16,905	→
Quarter ending March 2019	17,001	→
Quarter ending June 2019	17,163	→
Variance since June 2018	2.1%	↑



ACTIVITY



Month	Adjusted Scheduled Activity (UDA)	
	2019	2020
April	1,929	2,340
May	6,229	6,633
June	9,717	9,637
July	14,642	
August	18,577	
September	21,835	
October	25,777	
November	30,547	
December	34,043	
January	38,310	
February	42,249	
March	46,665	
April	48,291	
May	48,292	
June	48,294	

QUALITY

	Quantity	Base Number	Contract	AT	Region	England
% of FP17s for the same patient ID Re-attending within 3 months - Children	93	1,642	5.7%	10.6%	10.6%	11.4%
% of FP17s for the same patient ID Re-attending within 3 months - Adults	440	3,938	11.2%	16.2%	15.2%	15.4%
% of FP17s for the same patient ID Re-attending between 3 & 9 months - Children	909	1,642	55.4%	56.9%	62.3%	59.8%
% of FP17s for the same patient ID Re-attending between 3 & 9 months - Adults	1,903	3,938	48.3%	50.1%	53.3%	52.1%
% of FP17s for Band 1 Urgent Courses	440	4,829	9.1%	10.0%	9.7%	9.2%
% of FP17s Relating to Free Repair or Replacements	27	4,829	0.6%	0.5%	0.6%	0.7%
% of FP17s Relating to Continuations	28	4,829	0.6%	0.7%	0.8%	0.8%
% of Patients satisfied with the dentistry they have received	11	11	100.0%	92.0%	93.4%	93.4%
% of Patients satisfied with the time they had to wait for an appointment	10	11	90.9%	85.6%	86.8%	87.6%

* This is based on patients treated on this contract for their most recent course of treatment. Figures in italics indicate the base number of FP17s or Patient Questionnaire responses are less than 100. N/A is shown where the base number of responses is less than 10 during the period. % is calculated as Quantity/Base number*100

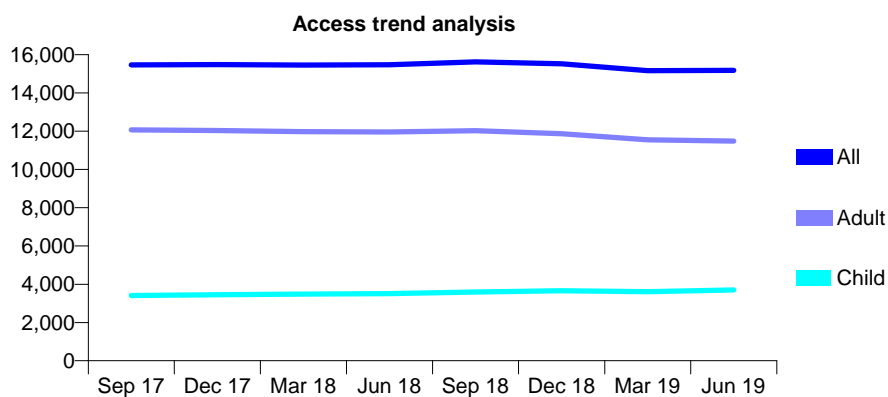
Q67 - Vital Signs At a Glance Contract Report for 101370/0097 - June 2019

Name or company name	Petrie Tucker & Partners Ltd
Contract type name	GDS Contract
Purpose of contract	General
Contract start date	01/04/2007
Contract end date	

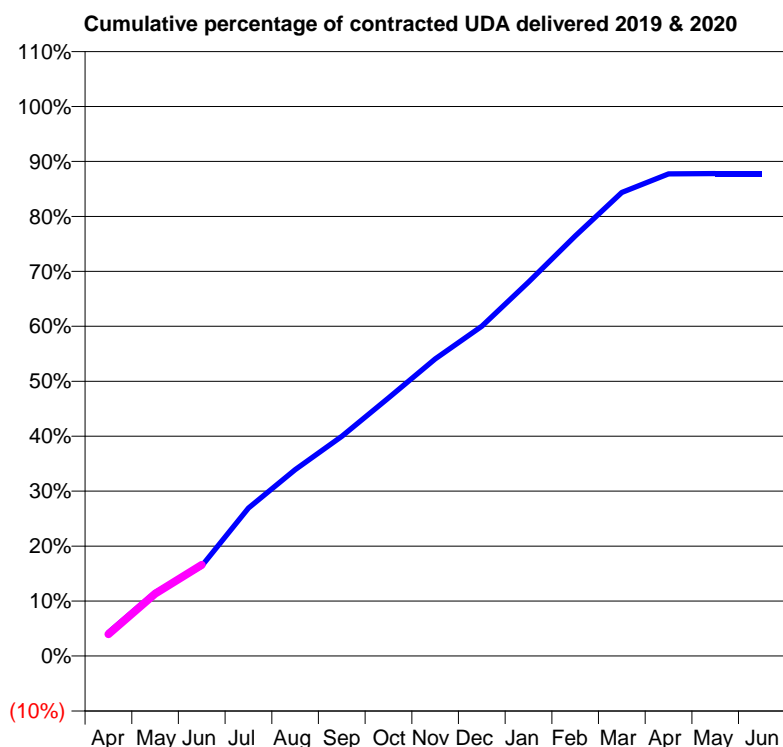
19/20 Contracted general activity (UDA)	41,328
Carry forward general activity (UDA)	0
19/20 Contracted orthodontic activity (UOA)	0
Carry forward orthodontic activity (UOA)	0
Baseline contract value	£922,646.86

ACCESS*

Patients seen in 24 months	Total	Change since previous quarter
Quarter ending June 2018	15,472	
Quarter ending September 2018	15,627	→
Quarter ending December 2018	15,524	→
Quarter ending March 2019	15,157	↓
Quarter ending June 2019	15,178	→
Variance since June 2018	(1.9%)	↓



ACTIVITY



Month	Adjusted Scheduled Activity (UDA)	
	2019	2020
April	1,769	1,650
May	4,764	4,685
June	6,779	6,860
July	11,130	
August	14,017	
September	16,519	
October	19,416	
November	22,339	
December	24,800	
January	28,114	
February	31,586	
March	34,856	
April	36,260	
May	36,283	
June	36,283	

QUALITY

	Quantity	Base Number	Contract	AT	Region	England
% of FP17s for the same patient ID Re-attending within 3 months - Children	69	1,173	5.9%	10.6%	10.6%	11.4%
% of FP17s for the same patient ID Re-attending within 3 months - Adults	307	2,960	10.4%	16.2%	15.2%	15.4%
% of FP17s for the same patient ID Re-attending between 3 & 9 months - Children	384	1,173	32.7%	56.9%	62.3%	59.8%
% of FP17s for the same patient ID Re-attending between 3 & 9 months - Adults	845	2,960	28.5%	50.1%	53.3%	52.1%
% of FP17s for Band 1 Urgent Courses	369	3,556	10.4%	10.0%	9.7%	9.2%
% of FP17s Relating to Free Repair or Replacements	10	3,556	0.3%	0.5%	0.6%	0.7%
% of FP17s Relating to Continuations	29	3,556	0.8%	0.7%	0.8%	0.8%
% of Patients satisfied with the dentistry they have received	11	13	84.6%	92.0%	93.4%	93.4%
% of Patients satisfied with the time they had to wait for an appointment	12	13	92.3%	85.6%	86.8%	87.6%

* This is based on patients treated on this contract for their most recent course of treatment. Figures in italics indicate the base number of FP17s or Patient Questionnaire responses are less than 100. N/A is shown where the base number of responses is less than 10 during the period. % is calculated as Quantity/Base number*100

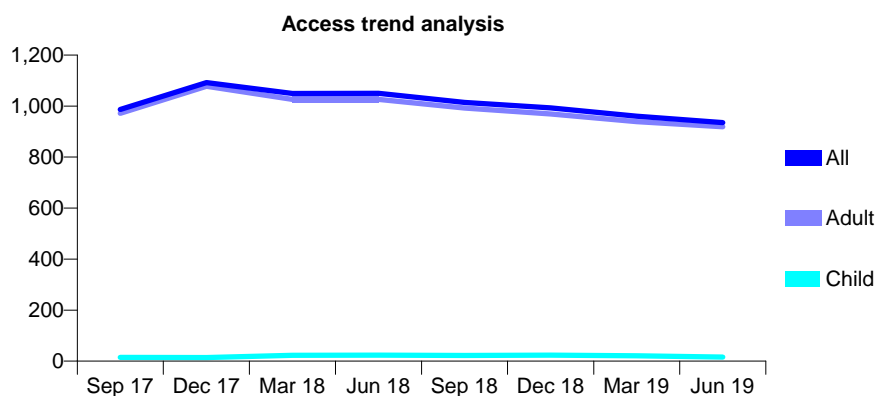
Q67 - Vital Signs At a Glance Contract Report for 101370/0133 - June 2019

Name or company name	Petrie Tucker & Partners Ltd
Contract type name	PDS Contract
Purpose of contract	General
Contract start date	01/04/2012
Contract end date	31/03/2021

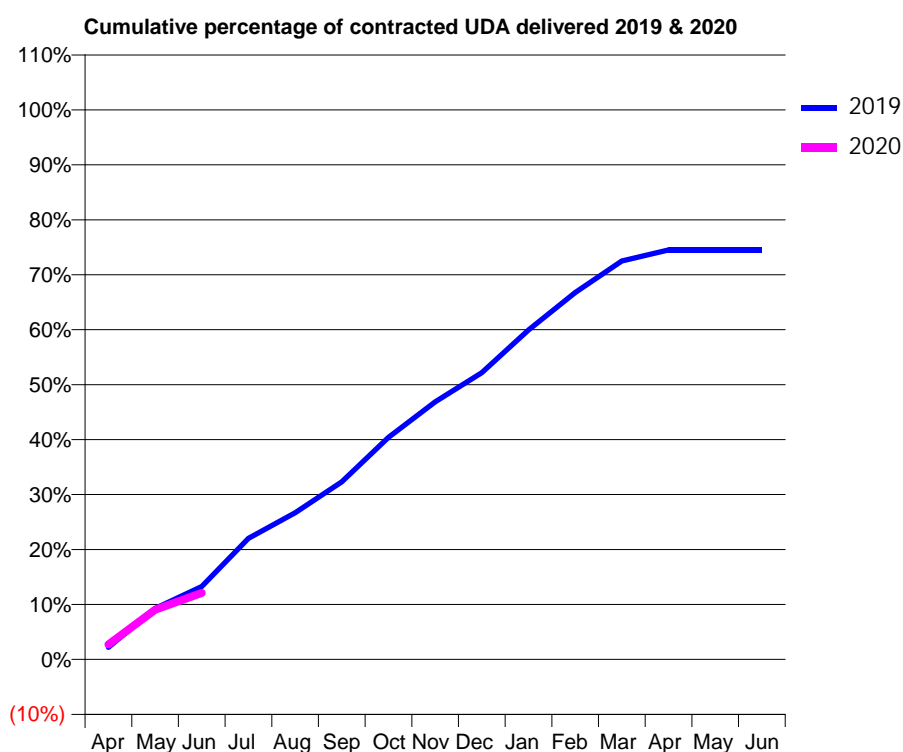
19/20 Contracted general activity (UDA)	4,650
Carry forward general activity (UDA)	0
19/20 Contracted orthodontic activity (UOA)	0
Carry forward orthodontic activity (UOA)	0
Baseline contract value	£331,856.97

ACCESS*

Patients seen in 24 months	Total	Change since previous quarter
Quarter ending June 2018	1,050	
Quarter ending September 2018	1,014	↓
Quarter ending December 2018	993	↓
Quarter ending March 2019	960	↓
Quarter ending June 2019	935	↓
Variance since June 2018	(11.0%)	↓



ACTIVITY



Month	2019	2020
April	102	127
May	432	420
June	617	562
July	1,024	
August	1,241	
September	1,502	
October	1,879	
November	2,180	
December	2,427	
January	2,788	
February	3,105	
March	3,371	
April	3,465	
May	3,465	
June	3,465	

QUALITY

	Quantity	Base Number	Contract	AT	Region	England
% of FP17s for the same patient ID Re-attending within 3 months - Children	0	7	0.0%	10.6%	10.6%	11.4%
% of FP17s for the same patient ID Re-attending within 3 months - Adults	2	194	1.0%	16.2%	15.2%	15.4%
% of FP17s for the same patient ID Re-attending between 3 & 9 months - Children	0	7	0.0%	56.9%	62.3%	59.8%
% of FP17s for the same patient ID Re-attending between 3 & 9 months - Adults	1	194	0.5%	50.1%	53.3%	52.1%
% of FP17s for Band 1 Urgent Courses	0	175	0.0%	10.0%	9.7%	9.2%
% of FP17s Relating to Free Repair or Replacements	1	175	0.6%	0.5%	0.6%	0.7%
% of FP17s Relating to Continuations	3	175	1.7%	0.7%	0.8%	0.8%
% of Patients satisfied with the dentistry they have received	1	1	N/A	92.0%	93.4%	93.4%
% of Patients satisfied with the time they had to wait for an appointment	1	1	N/A	85.6%	86.8%	87.6%

* This is based on patients treated on this contract for their most recent course of treatment. Figures in italics indicate the base number of FP17s or Patient Questionnaire responses are less than 100. N/A is shown where the base number of responses is less than 10 during the period. % is calculated as Quantity/Base number*100

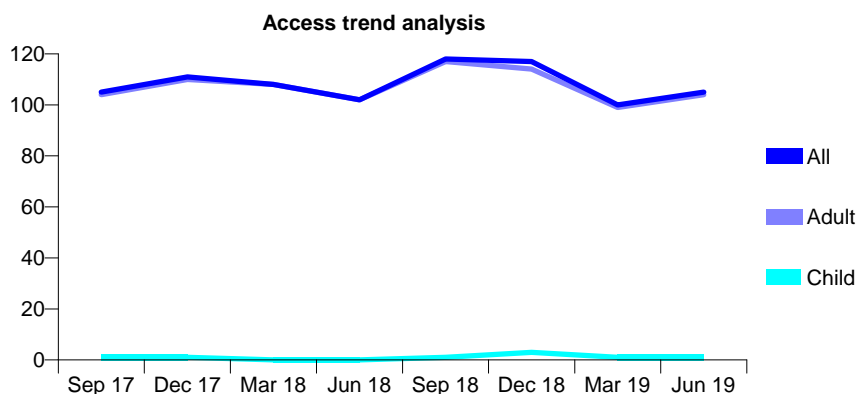
Q67 - Vital Signs At a Glance Contract Report for 101370/0135 - June 2019

Name or company name	Petrie Tucker & Partners Ltd
Contract type name	PDS Contract
Purpose of contract	General
Contract start date	01/04/2012
Contract end date	31/03/2020

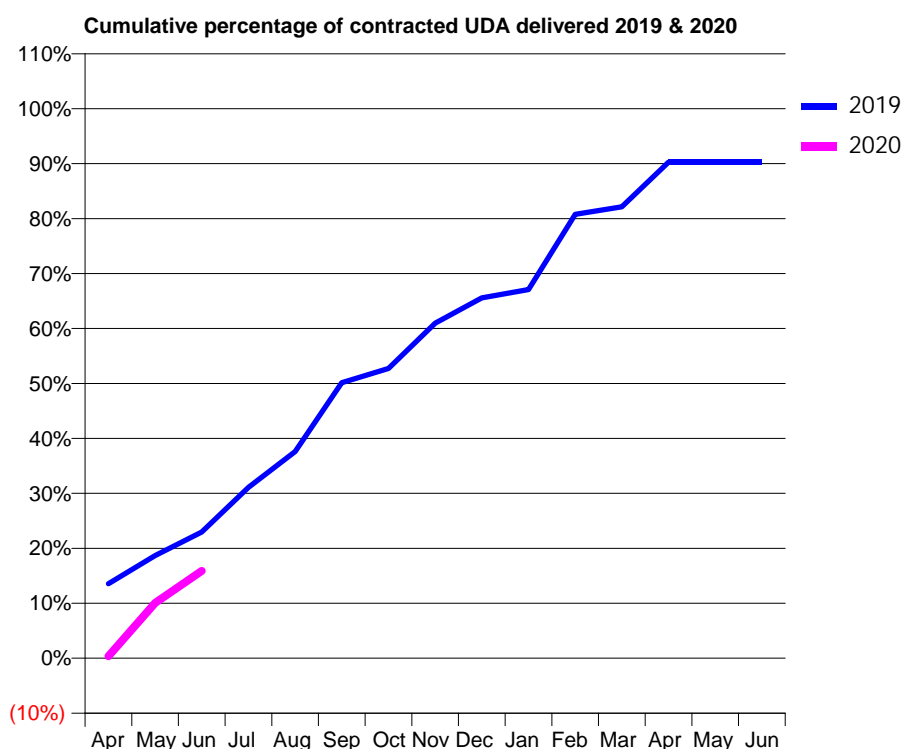
19/20 Contracted general activity (UDA)	1,550
Carry forward general activity (UDA)	0
19/20 Contracted orthodontic activity (UOA)	0
Carry forward orthodontic activity (UOA)	0
Baseline contract value	£79,845.28

ACCESS*

Patients seen in 24 months	Total	Change since previous quarter
Quarter ending June 2018	102	
Quarter ending September 2018	118	↑
Quarter ending December 2018	117	→
Quarter ending March 2019	100	↓
Quarter ending June 2019	105	↑
Variance since June 2018	2.9%	↑



ACTIVITY



Month	2019	2020
April	210	6
May	290	156
June	356	246
July	482	
August	583	
September	777	
October	817	
November	945	
December	1,016	
January	1,040	
February	1,252	
March	1,273	
April	1,399	
May	1,399	
June	1,399	

QUALITY

	Quantity	Base Number	Contract	AT	Region	England
% of FP17s for the same patient ID Re-attending within 3 months - Children	0	4	0.0%	10.6%	10.6%	11.4%
% of FP17s for the same patient ID Re-attending within 3 months - Adults	2	124	1.6%	16.2%	15.2%	15.4%
% of FP17s for the same patient ID Re-attending between 3 & 9 months - Children	0	4	0.0%	56.9%	62.3%	59.8%
% of FP17s for the same patient ID Re-attending between 3 & 9 months - Adults	1	124	0.8%	50.1%	53.3%	52.1%
% of FP17s for Band 1 Urgent Courses	0	84	0.0%	10.0%	9.7%	9.2%
% of FP17s Relating to Free Repair or Replacements	0	84	0.0%	0.5%	0.6%	0.7%
% of FP17s Relating to Continuations	0	84	0.0%	0.7%	0.8%	0.8%
% of Patients satisfied with the dentistry they have received	0	0	N/A	92.0%	93.4%	93.4%
% of Patients satisfied with the time they had to wait for an appointment	0	0	N/A	85.6%	86.8%	87.6%

* This is based on patients treated on this contract for their most recent course of treatment.

Figures in italics indicate the base number of FP17s or Patient Questionnaire responses are less than 100. N/A is shown where the base number of responses is less than 10 during the period. % is calculated as Quantity/Base number*100

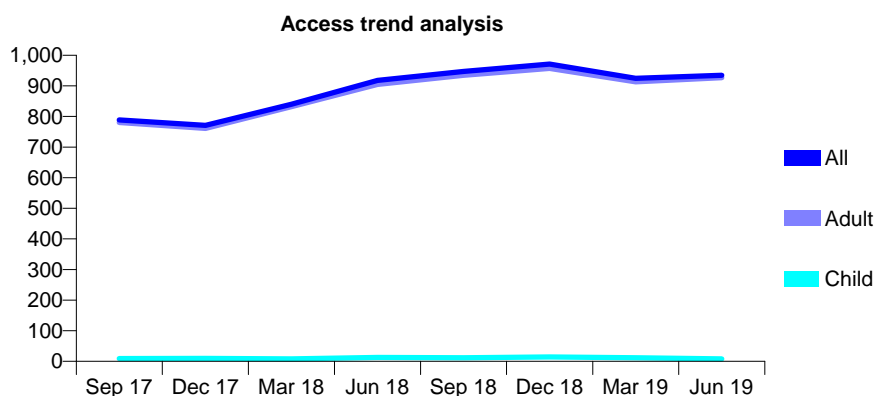
Q67 - Vital Signs At a Glance Contract Report for 101370/0138 - June 2019

Name or company name	Petrie Tucker & Partners Ltd
Contract type name	PDS Contract
Purpose of contract	General
Contract start date	01/04/2014
Contract end date	31/03/2021

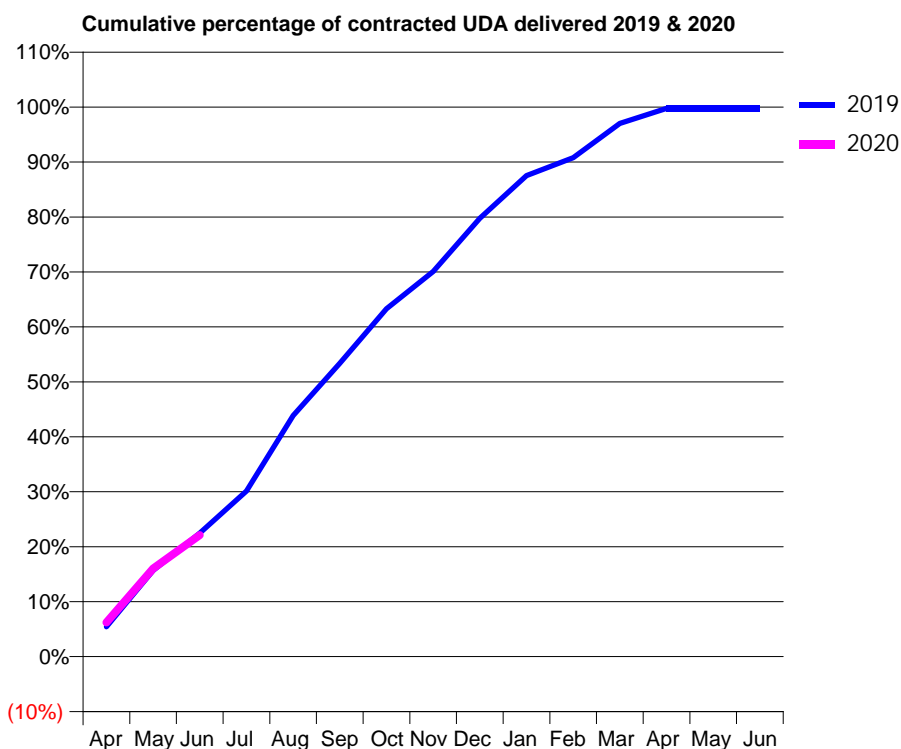
19/20 Contracted general activity (UDA)	3,100
Carry forward general activity (UDA)	0
19/20 Contracted orthodontic activity (UOA)	0
Carry forward orthodontic activity (UOA)	0
Baseline contract value	£241,199.30

ACCESS*

Patients seen in 24 months	Total	Change since previous quarter
Quarter ending June 2018	918	
Quarter ending September 2018	947	↑
Quarter ending December 2018	971	↑
Quarter ending March 2019	925	↓
Quarter ending June 2019	935	→
Variance since June 2018	1.9%	→



ACTIVITY



Month	Adjusted Scheduled Activity (UDA)	
	2019	2020
April	169	193
May	486	497
June	697	686
July	934	
August	1,360	
September	1,655	
October	1,962	
November	2,172	
December	2,472	
January	2,713	
February	2,815	
March	3,008	
April	3,092	
May	3,092	
June	3,092	

QUALITY

	Quantity	Base Number	Contract	AT	Region	England
% of FP17s for the same patient ID Re-attending within 3 months - Children	0	2	0.0%	10.6%	10.6%	11.4%
% of FP17s for the same patient ID Re-attending within 3 months - Adults	0	256	0.0%	16.2%	15.2%	15.4%
% of FP17s for the same patient ID Re-attending between 3 & 9 months - Children	1	2	50.0%	56.9%	62.3%	59.8%
% of FP17s for the same patient ID Re-attending between 3 & 9 months - Adults	1	256	0.4%	50.1%	53.3%	52.1%
% of FP17s for Band 1 Urgent Courses	0	230	0.0%	10.0%	9.7%	9.2%
% of FP17s Relating to Free Repair or Replacements	0	230	0.0%	0.5%	0.6%	0.7%
% of FP17s Relating to Continuations	0	230	0.0%	0.7%	0.8%	0.8%
% of Patients satisfied with the dentistry they have received	1	1	N/A	92.0%	93.4%	93.4%
% of Patients satisfied with the time they had to wait for an appointment	0	1	N/A	85.6%	86.8%	87.6%

* This is based on patients treated on this contract for their most recent course of treatment. Figures in italics indicate the base number of FP17s or Patient Questionnaire responses are less than 100. N/A is shown where the base number of responses is less than 10 during the period. % is calculated as Quantity/Base number*100

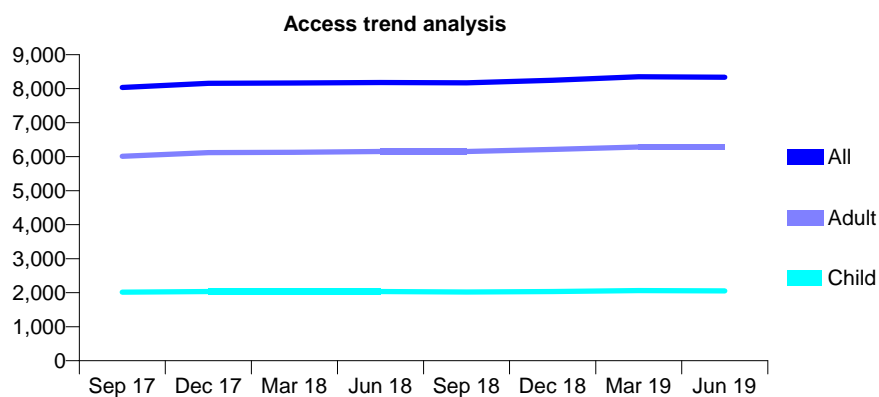
Q67 - Vital Signs At a Glance Contract Report for 101435/0142 - June 2019

Name or company name	IDH Limited
Contract type name	GDS Contract
Purpose of contract	General
Contract start date	01/06/2011
Contract end date	

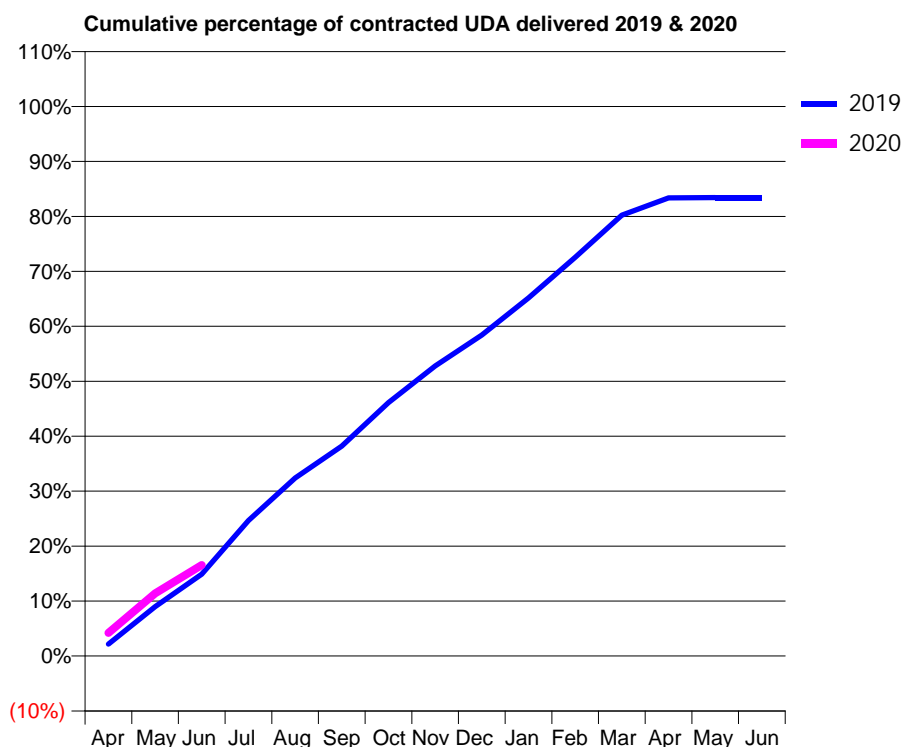
19/20 Contracted general activity (UDA)	26,899
Carry forward general activity (UDA)	0
19/20 Contracted orthodontic activity (UOA)	0
Carry forward orthodontic activity (UOA)	0
Baseline contract value	£665,676.39

ACCESS*

Patients seen in 24 months	Total	Change since previous quarter
Quarter ending June 2018	8,184	
Quarter ending September 2018	8,172	→
Quarter ending December 2018	8,247	→
Quarter ending March 2019	8,350	→
Quarter ending June 2019	8,336	→
Variance since June 2018	1.9%	→



ACTIVITY



Month	Adjusted Scheduled Activity (UDA)	
	2019	2020
April	582	1,134
May	2,421	3,062
June	4,005	4,457
July	6,636	
August	8,718	
September	10,278	
October	12,403	
November	14,199	
December	15,710	
January	17,527	
February	19,517	
March	21,574	
April	22,427	
May	22,436	
June	22,436	

QUALITY

	Quantity	Base Number	Contract	AT	Region	England
% of FP17s for the same patient ID Re-attending within 3 months - Children	39	671	5.8%	10.6%	10.6%	11.4%
% of FP17s for the same patient ID Re-attending within 3 months - Adults	185	1,870	9.9%	16.2%	15.2%	15.4%
% of FP17s for the same patient ID Re-attending between 3 & 9 months - Children	401	671	59.8%	56.9%	62.3%	59.8%
% of FP17s for the same patient ID Re-attending between 3 & 9 months - Adults	1,005	1,870	53.7%	50.1%	53.3%	52.1%
% of FP17s for Band 1 Urgent Courses	147	2,135	6.9%	10.0%	9.7%	9.2%
% of FP17s Relating to Free Repair or Replacements	14	2,135	0.7%	0.5%	0.6%	0.7%
% of FP17s Relating to Continuations	19	2,135	0.9%	0.7%	0.8%	0.8%
% of Patients satisfied with the dentistry they have received	5	5	N/A	92.0%	93.4%	93.4%
% of Patients satisfied with the time they had to wait for an appointment	3	5	N/A	85.6%	86.8%	87.6%

* This is based on patients treated on this contract for their most recent course of treatment. Figures in italics indicate the base number of FP17s or Patient Questionnaire responses are less than 100. N/A is shown where the base number of responses is less than 10 during the period. % is calculated as Quantity/Base number*100

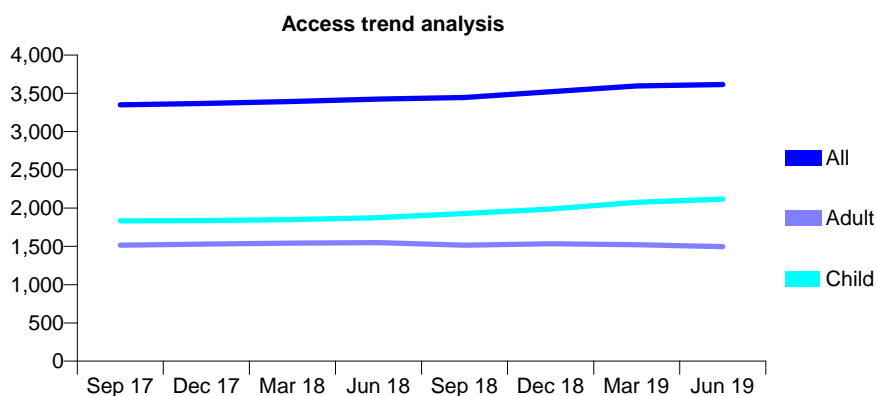
Q67 - Vital Signs At a Glance Contract Report for 102040/0001 - June 2019

Name or company name	Dr Fayaz Jetha
Contract type name	GDS Contract
Purpose of contract	General
Contract start date	20/04/2015
Contract end date	

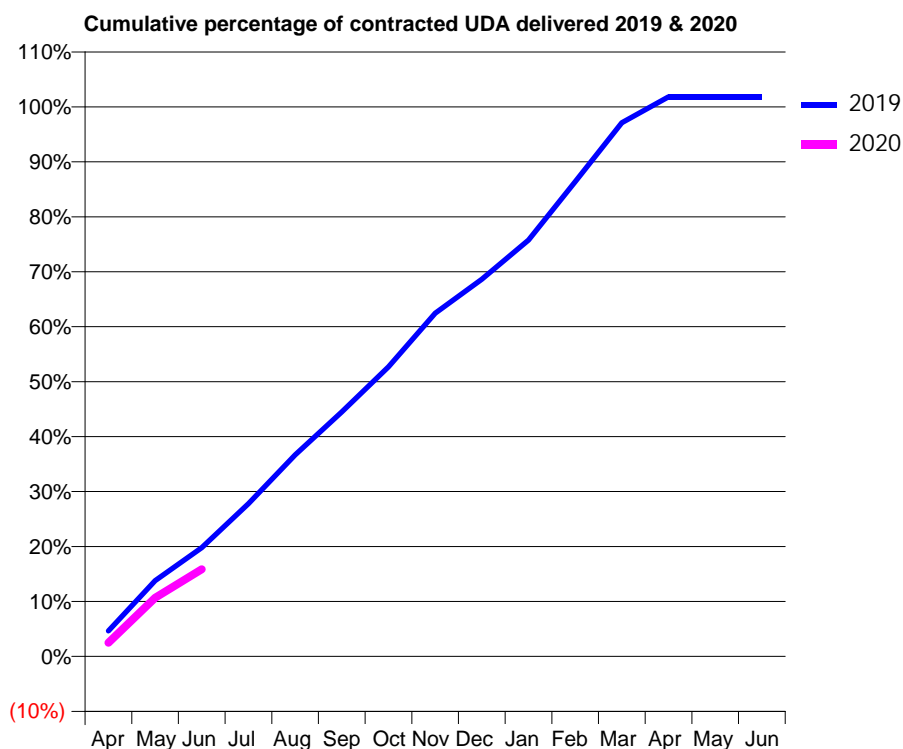
19/20 Contracted general activity (UDA)	8,926
Carry forward general activity (UDA)	0
19/20 Contracted orthodontic activity (UOA)	0
Carry forward orthodontic activity (UOA)	0
Baseline contract value	£225,403.79

ACCESS*

Patients seen in 24 months	Total	Change since previous quarter
Quarter ending June 2018	3,424	
Quarter ending September 2018	3,446	→
Quarter ending December 2018	3,522	↑
Quarter ending March 2019	3,597	↑
Quarter ending June 2019	3,615	→
Variance since June 2018	5.6%	↑



ACTIVITY



Month	Adjusted Scheduled Activity (UDA)	
	2019	2020
April	415	222
May	1,232	952
June	1,766	1,416
July	2,482	
August	3,273	
September	3,971	
October	4,703	
November	5,573	
December	6,126	
January	6,761	
February	7,710	
March	8,668	
April	9,091	
May	9,091	
June	9,091	

QUALITY

	Quantity	Base Number	Contract	AT	Region	England
% of FP17s for the same patient ID Re-attending within 3 months - Children	44	575	7.7%	10.6%	10.6%	11.4%
% of FP17s for the same patient ID Re-attending within 3 months - Adults	46	345	13.3%	16.2%	15.2%	15.4%
% of FP17s for the same patient ID Re-attending between 3 & 9 months - Children	276	575	48.0%	56.9%	62.3%	59.8%
% of FP17s for the same patient ID Re-attending between 3 & 9 months - Adults	145	345	42.0%	50.1%	53.3%	52.1%
% of FP17s for Band 1 Urgent Courses	102	753	13.5%	10.0%	9.7%	9.2%
% of FP17s Relating to Free Repair or Replacements	0	753	0.0%	0.5%	0.6%	0.7%
% of FP17s Relating to Continuations	1	753	0.1%	0.7%	0.8%	0.8%
% of Patients satisfied with the dentistry they have received	0	0	N/A	92.0%	93.4%	93.4%
% of Patients satisfied with the time they had to wait for an appointment	0	0	N/A	85.6%	86.8%	87.6%

* This is based on patients treated on this contract for their most recent course of treatment. Figures in italics indicate the base number of FP17s or Patient Questionnaire responses are less than 100. N/A is shown where the base number of responses is less than 10 during the period. % is calculated as Quantity/Base number*100

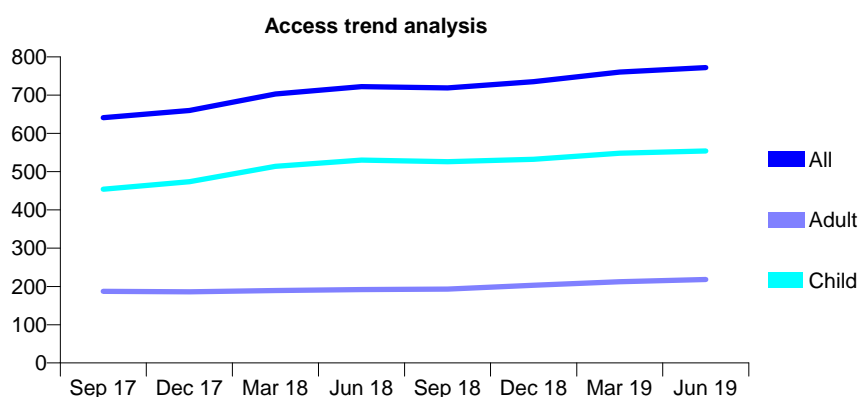
Q67 - Vital Signs At a Glance Contract Report for 103705/0001 - June 2019

Name or company name	Fourways Dental Surgery
Contract type name	GDS Contract
Purpose of contract	General
Contract start date	20/12/2015
Contract end date	

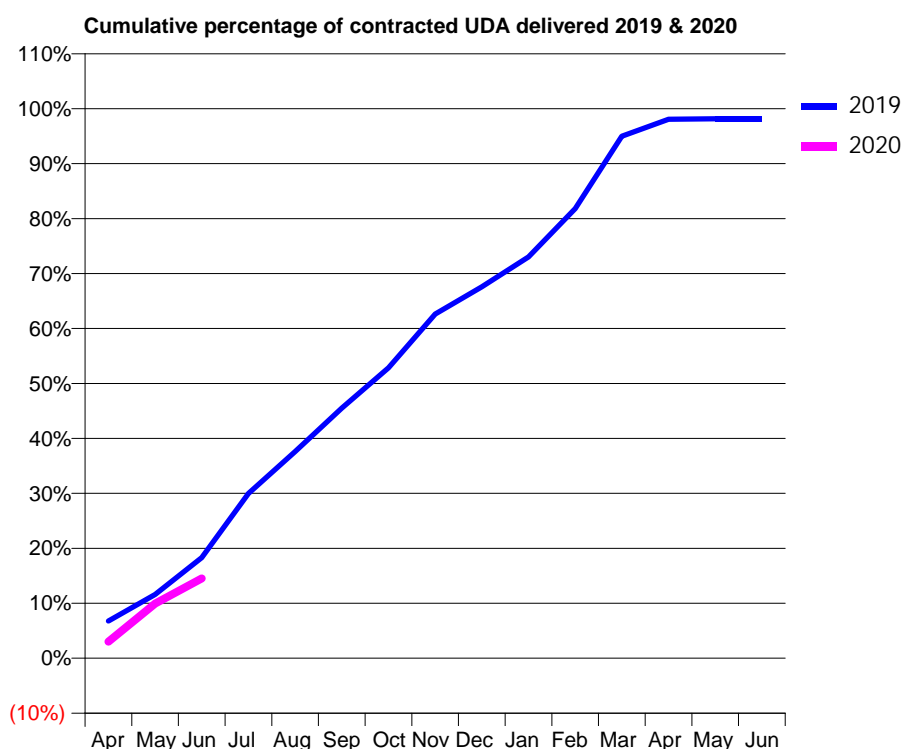
19/20 Contracted general activity (UDA)	1,460
Carry forward general activity (UDA)	0
19/20 Contracted orthodontic activity (UOA)	0
Carry forward orthodontic activity (UOA)	0
Baseline contract value	£36,949.06

ACCESS*

Patients seen in 24 months	Total	Change since previous quarter
Quarter ending June 2018	722	
Quarter ending September 2018	719	→
Quarter ending December 2018	735	↑
Quarter ending March 2019	760	↑
Quarter ending June 2019	772	→
Variance since June 2018	6.9%	↑



ACTIVITY



Month	2019	2020
April	99	44
May	170	145
June	267	212
July	438	
August	549	
September	665	
October	772	
November	914	
December	986	
January	1,066	
February	1,194	
March	1,386	
April	1,432	
May	1,433	
June	1,433	

QUALITY

	Quantity	Base Number	Contract	AT	Region	England
% of FP17s for the same patient ID Re-attending within 3 months - Children	8	154	5.2%	10.6%	10.6%	11.4%
% of FP17s for the same patient ID Re-attending within 3 months - Adults	5	40	12.5%	16.2%	15.2%	15.4%
% of FP17s for the same patient ID Re-attending between 3 & 9 months - Children	81	154	52.6%	56.9%	62.3%	59.8%
% of FP17s for the same patient ID Re-attending between 3 & 9 months - Adults	23	40	57.5%	50.1%	53.3%	52.1%
% of FP17s for Band 1 Urgent Courses	6	163	3.7%	10.0%	9.7%	9.2%
% of FP17s Relating to Free Repair or Replacements	0	163	0.0%	0.5%	0.6%	0.7%
% of FP17s Relating to Continuations	0	163	0.0%	0.7%	0.8%	0.8%
% of Patients satisfied with the dentistry they have received	0	0	N/A	92.0%	93.4%	93.4%
% of Patients satisfied with the time they had to wait for an appointment	0	0	N/A	85.6%	86.8%	87.6%

* This is based on patients treated on this contract for their most recent course of treatment.

Figures in italics indicate the base number of FP17s or Patient Questionnaire responses are less than 100. N/A is shown where the base number of responses is less than 10 during the period. % is calculated as Quantity/Base number*100

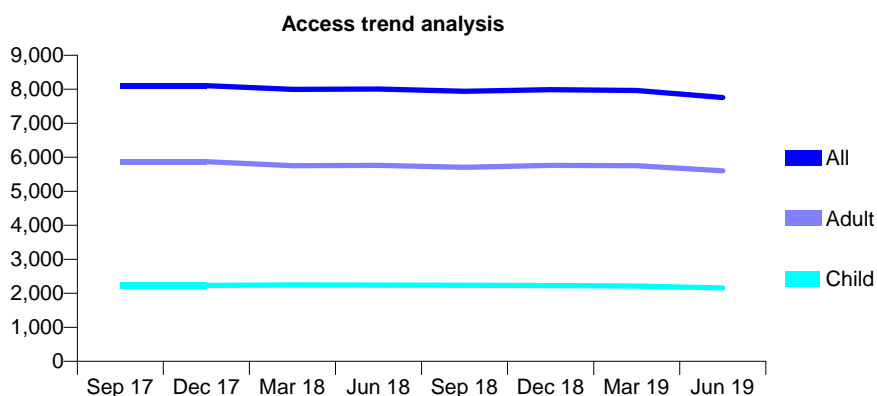
Q67 - Vital Signs At a Glance Contract Report for 104981/0001 - June 2019

Name or company name	Pennypot Dental Practice Ltd
Contract type name	GDS Contract
Purpose of contract	General
Contract start date	11/04/2011
Contract end date	

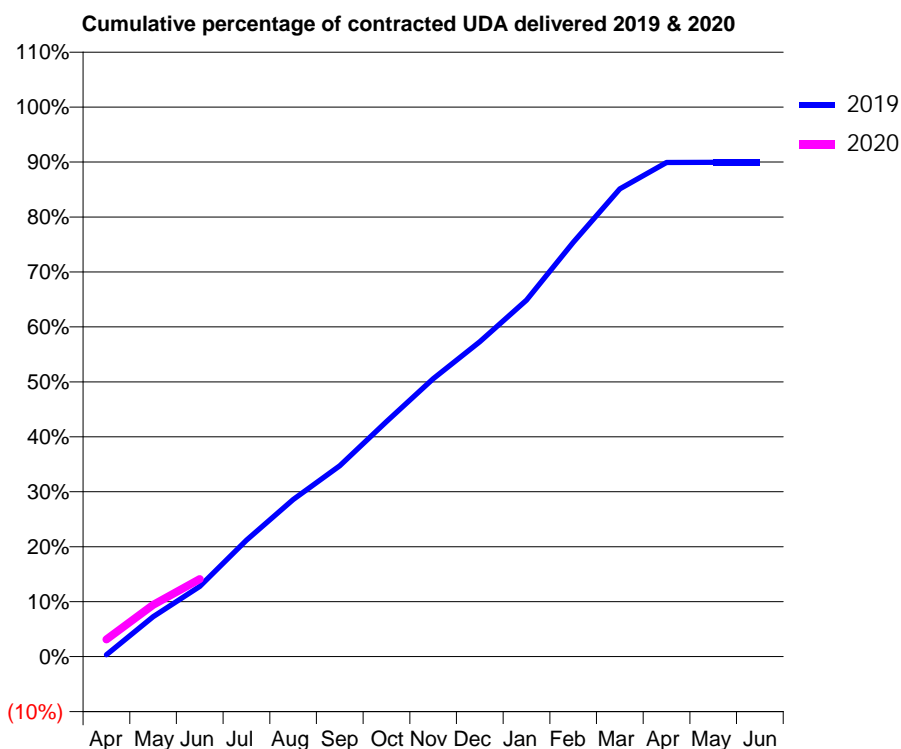
19/20 Contracted general activity (UDA)	22,682
Carry forward general activity (UDA)	0
19/20 Contracted orthodontic activity (UOA)	0
Carry forward orthodontic activity (UOA)	0
Baseline contract value	£608,486.70

ACCESS*

Patients seen in 24 months	Total	Change since previous quarter
Quarter ending June 2018	8,004	
Quarter ending September 2018	7,943	→
Quarter ending December 2018	7,990	→
Quarter ending March 2019	7,968	→
Quarter ending June 2019	7,758	↓
Variance since June 2018	(3.1%)	↓



ACTIVITY



Month	Adjusted Scheduled Activity (UDA)	
	2019	2020
April	78	715
May	1,646	2,136
June	2,895	3,203
July	4,808	
August	6,488	
September	7,880	
October	9,701	
November	11,473	
December	12,997	
January	14,717	
February	17,100	
March	19,308	
April	20,395	
May	20,401	
June	20,401	

QUALITY

	Quantity	Base Number	Contract	AT	Region	England
% of FP17s for the same patient ID Re-attending within 3 months - Children	58	679	8.5%	10.6%	10.6%	11.4%
% of FP17s for the same patient ID Re-attending within 3 months - Adults	269	1,766	15.2%	16.2%	15.2%	15.4%
% of FP17s for the same patient ID Re-attending between 3 & 9 months - Children	451	679	66.4%	56.9%	62.3%	59.8%
% of FP17s for the same patient ID Re-attending between 3 & 9 months - Adults	1,120	1,766	63.4%	50.1%	53.3%	52.1%
% of FP17s for Band 1 Urgent Courses	244	1,984	12.3%	10.0%	9.7%	9.2%
% of FP17s Relating to Free Repair or Replacements	6	1,984	0.3%	0.5%	0.6%	0.7%
% of FP17s Relating to Continuations	0	1,984	0.0%	0.7%	0.8%	0.8%
% of Patients satisfied with the dentistry they have received	1	2	N/A	92.0%	93.4%	93.4%
% of Patients satisfied with the time they had to wait for an appointment	1	2	N/A	85.6%	86.8%	87.6%

* This is based on patients treated on this contract for their most recent course of treatment. Figures in italics indicate the base number of FP17s or Patient Questionnaire responses are less than 100. N/A is shown where the base number of responses is less than 10 during the period. % is calculated as Quantity/Base number*100

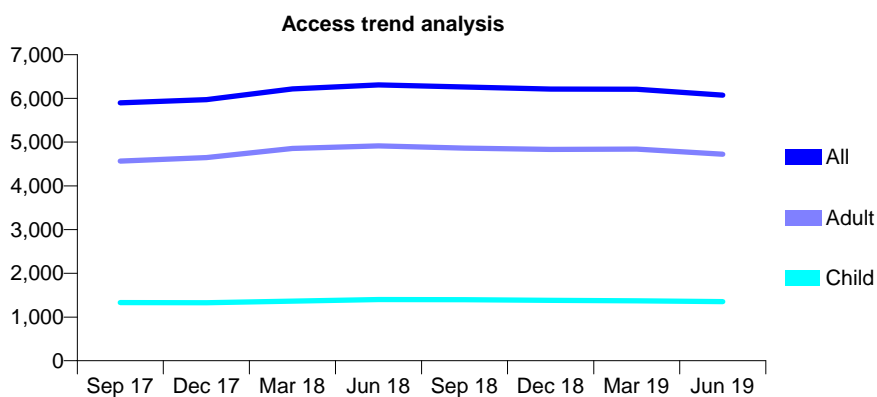
Q67 - Vital Signs At a Glance Contract Report for 104981/0002 - June 2019

Name or company name	Pennypot Dental Practice Ltd
Contract type name	GDS Contract
Purpose of contract	General
Contract start date	11/04/2011
Contract end date	

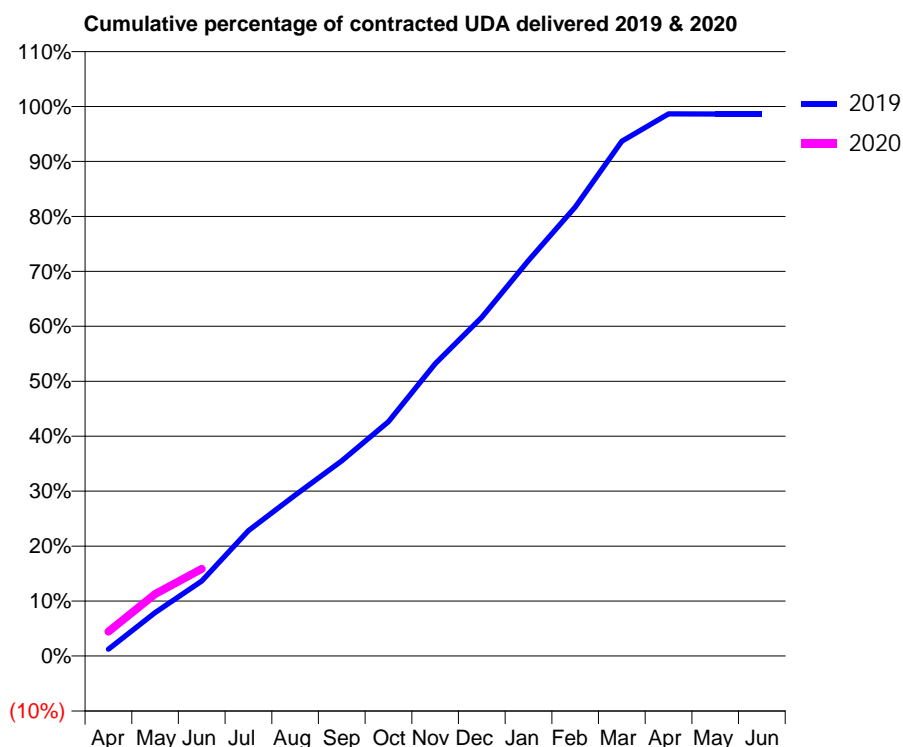
19/20 Contracted general activity (UDA)	15,124
Carry forward general activity (UDA)	0
19/20 Contracted orthodontic activity (UOA)	0
Carry forward orthodontic activity (UOA)	0
Baseline contract value	£405,657.79

ACCESS*

Patients seen in 24 months	Total	Change since previous quarter
Quarter ending June 2018	6,310	
Quarter ending September 2018	6,259	→
Quarter ending December 2018	6,211	→
Quarter ending March 2019	6,209	→
Quarter ending June 2019	6,075	↓
Variance since June 2018	(3.7%)	↓



ACTIVITY



Month	Adjusted Scheduled Activity (UDA)	
	2019	2020
April	188	673
May	1,193	1,709
June	2,063	2,399
July	3,453	
August	4,428	
September	5,371	
October	6,451	
November	8,041	
December	9,322	
January	10,887	
February	12,356	
March	14,166	
April	14,920	
May	14,918	
June	14,918	

QUALITY

	Quantity	Base Number	Contract	AT	Region	England
% of FP17s for the same patient ID Re-attending within 3 months - Children	32	457	7.0%	10.6%	10.6%	11.4%
% of FP17s for the same patient ID Re-attending within 3 months - Adults	176	1,442	12.2%	16.2%	15.2%	15.4%
% of FP17s for the same patient ID Re-attending between 3 & 9 months - Children	320	457	70.0%	56.9%	62.3%	59.8%
% of FP17s for the same patient ID Re-attending between 3 & 9 months - Adults	858	1,442	59.5%	50.1%	53.3%	52.1%
% of FP17s for Band 1 Urgent Courses	195	1,538	12.7%	10.0%	9.7%	9.2%
% of FP17s Relating to Free Repair or Replacements	11	1,538	0.7%	0.5%	0.6%	0.7%
% of FP17s Relating to Continuations	7	1,538	0.5%	0.7%	0.8%	0.8%
% of Patients satisfied with the dentistry they have received	1	2	N/A	92.0%	93.4%	93.4%
% of Patients satisfied with the time they had to wait for an appointment	2	2	N/A	85.6%	86.8%	87.6%

* This is based on patients treated on this contract for their most recent course of treatment. Figures in italics indicate the base number of FP17s or Patient Questionnaire responses are less than 100. N/A is shown where the base number of responses is less than 10 during the period. % is calculated as Quantity/Base number*100

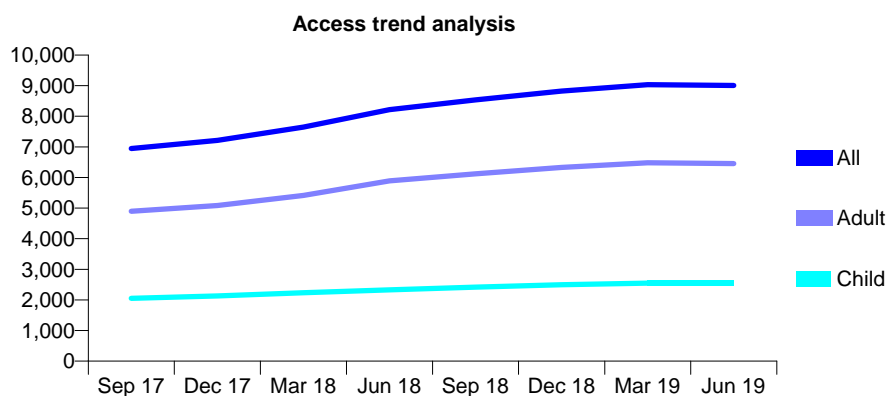
Q67 - Vital Signs At a Glance Contract Report for 104981/0003 - June 2019

Name or company name	Pennypot Dental Practice Ltd
Contract type name	GDS Contract
Purpose of contract	General
Contract start date	11/04/2011
Contract end date	

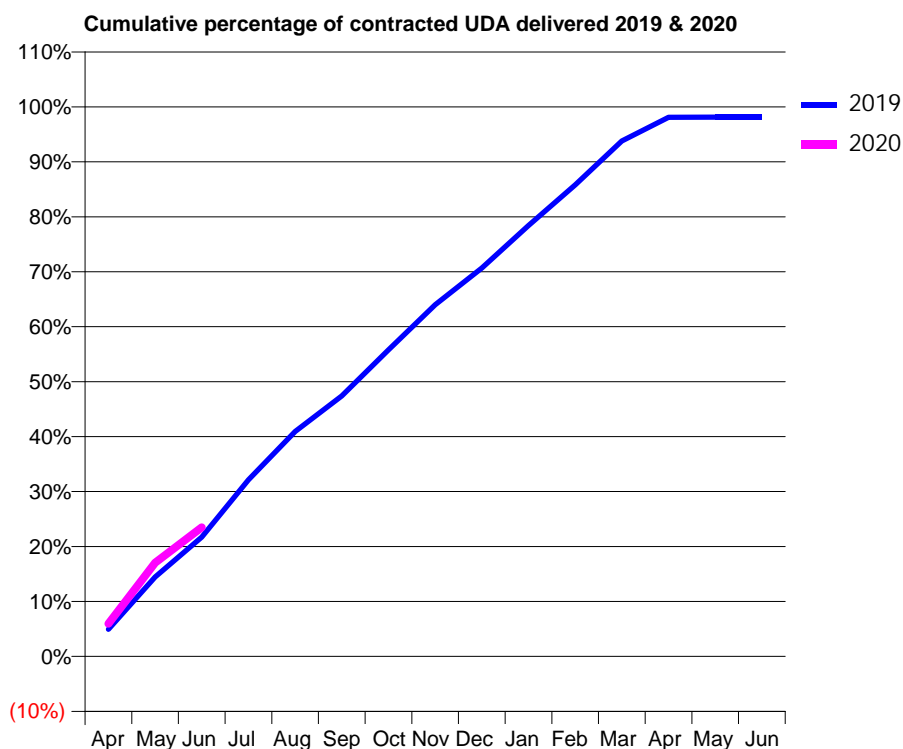
19/20 Contracted general activity (UDA)	16,000
Carry forward general activity (UDA)	0
19/20 Contracted orthodontic activity (UOA)	0
Carry forward orthodontic activity (UOA)	0
Baseline contract value	£418,633.54

ACCESS*

Patients seen in 24 months	Total	Change since previous quarter
Quarter ending June 2018	8,216	
Quarter ending September 2018	8,534	↑
Quarter ending December 2018	8,824	↑
Quarter ending March 2019	9,033	↑
Quarter ending June 2019	9,006	→
Variance since June 2018	9.6%	↑



ACTIVITY



Month	2019	2020
April	1,035	953
May	3,034	2,726
June	4,556	3,755
July	6,747	
August	8,597	
September	9,954	
October	11,711	
November	13,439	
December	14,839	
January	16,466	
February	18,018	
March	19,694	
April	20,602	
May	20,606	
June	20,607	

QUALITY

	Quantity	Base Number	Contract	AT	Region	England
% of FP17s for the same patient ID Re-attending within 3 months - Children	56	908	6.2%	10.6%	10.6%	11.4%
% of FP17s for the same patient ID Re-attending within 3 months - Adults	216	1,994	10.8%	16.2%	15.2%	15.4%
% of FP17s for the same patient ID Re-attending between 3 & 9 months - Children	619	908	68.2%	56.9%	62.3%	59.8%
% of FP17s for the same patient ID Re-attending between 3 & 9 months - Adults	973	1,994	48.8%	50.1%	53.3%	52.1%
% of FP17s for Band 1 Urgent Courses	277	2,413	11.5%	10.0%	9.7%	9.2%
% of FP17s Relating to Free Repair or Replacements	4	2,413	0.2%	0.5%	0.6%	0.7%
% of FP17s Relating to Continuations	6	2,413	0.2%	0.7%	0.8%	0.8%
% of Patients satisfied with the dentistry they have received	5	5	N/A	92.0%	93.4%	93.4%
% of Patients satisfied with the time they had to wait for an appointment	5	5	N/A	85.6%	86.8%	87.6%

* This is based on patients treated on this contract for their most recent course of treatment. Figures in italics indicate the base number of FP17s or Patient Questionnaire responses are less than 100. N/A is shown where the base number of responses is less than 10 during the period. % is calculated as Quantity/Base number*100

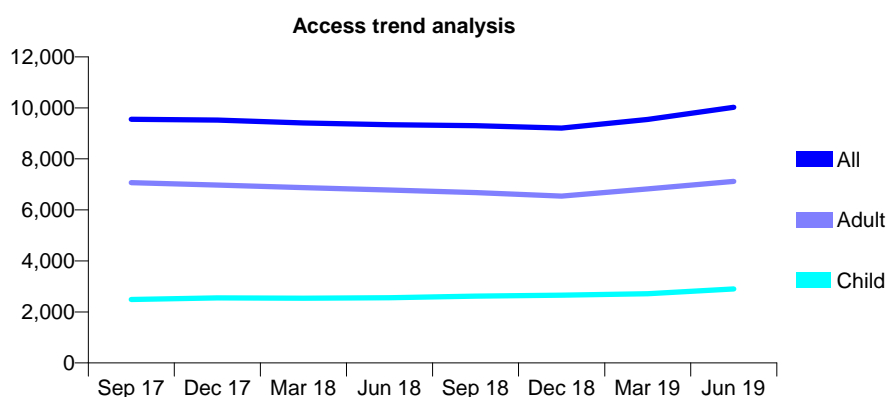
Q67 - Vital Signs At a Glance Contract Report for 104981/0004 - June 2019

Name or company name	Pennypot Dental Practice Ltd
Contract type name	GDS Contract
Purpose of contract	General
Contract start date	11/04/2011
Contract end date	

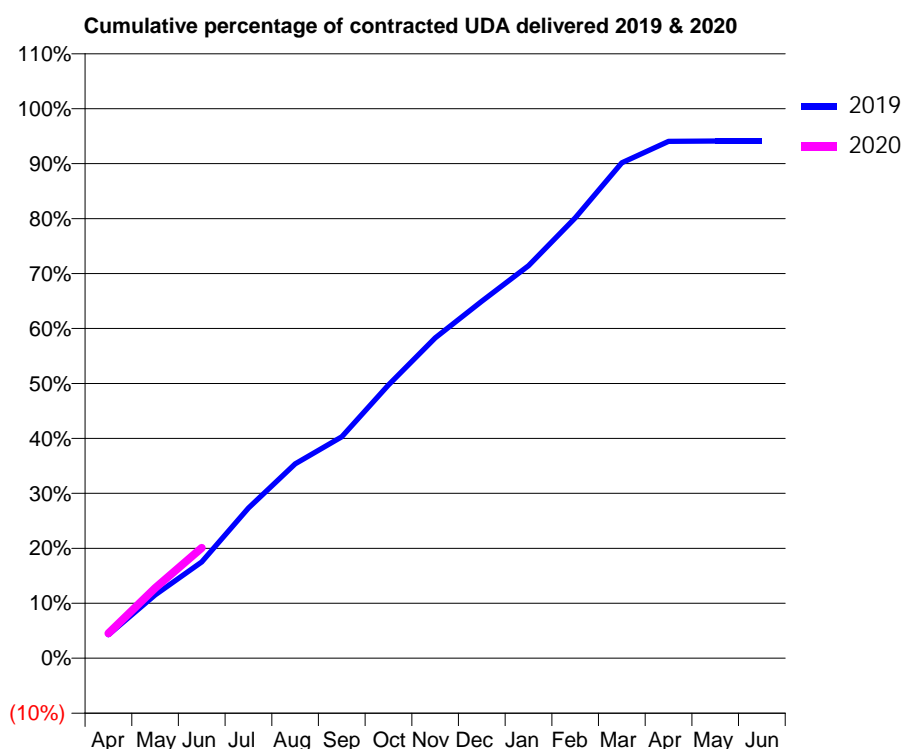
19/20 Contracted general activity (UDA)	24,000
Carry forward general activity (UDA)	0
19/20 Contracted orthodontic activity (UOA)	0
Carry forward orthodontic activity (UOA)	0
Baseline contract value	£627,950.34

ACCESS*

Patients seen in 24 months	Total	Change since previous quarter
Quarter ending June 2018	9,341	
Quarter ending September 2018	9,299	→
Quarter ending December 2018	9,204	↓
Quarter ending March 2019	9,545	↑
Quarter ending June 2019	10,023	↑
Variance since June 2018	7.3%	↑



ACTIVITY



Month	2019	2020
April	1,022	1,083
May	2,764	3,067
June	4,211	4,818
July	6,561	
August	8,486	
September	9,672	
October	11,935	
November	13,993	
December	15,590	
January	17,143	
February	19,231	
March	21,636	
April	22,573	
May	22,587	
June	22,584	

QUALITY

	Quantity	Base Number	Contract	AT	Region	England
% of FP17s for the same patient ID Re-attending within 3 months - Children	74	1,107	6.7%	10.6%	10.6%	11.4%
% of FP17s for the same patient ID Re-attending within 3 months - Adults	284	2,675	10.6%	16.2%	15.2%	15.4%
% of FP17s for the same patient ID Re-attending between 3 & 9 months - Children	687	1,107	62.1%	56.9%	62.3%	59.8%
% of FP17s for the same patient ID Re-attending between 3 & 9 months - Adults	1,528	2,675	57.1%	50.1%	53.3%	52.1%
% of FP17s for Band 1 Urgent Courses	264	3,244	8.1%	10.0%	9.7%	9.2%
% of FP17s Relating to Free Repair or Replacements	8	3,244	0.2%	0.5%	0.6%	0.7%
% of FP17s Relating to Continuations	0	3,244	0.0%	0.7%	0.8%	0.8%
% of Patients satisfied with the dentistry they have received	7	7	N/A	92.0%	93.4%	93.4%
% of Patients satisfied with the time they had to wait for an appointment	7	7	N/A	85.6%	86.8%	87.6%

* This is based on patients treated on this contract for their most recent course of treatment.

Figures in italics indicate the base number of FP17s or Patient Questionnaire responses are less than 100. N/A is shown where the base number of responses is less than 10 during the period. % is calculated as Quantity/Base number*100

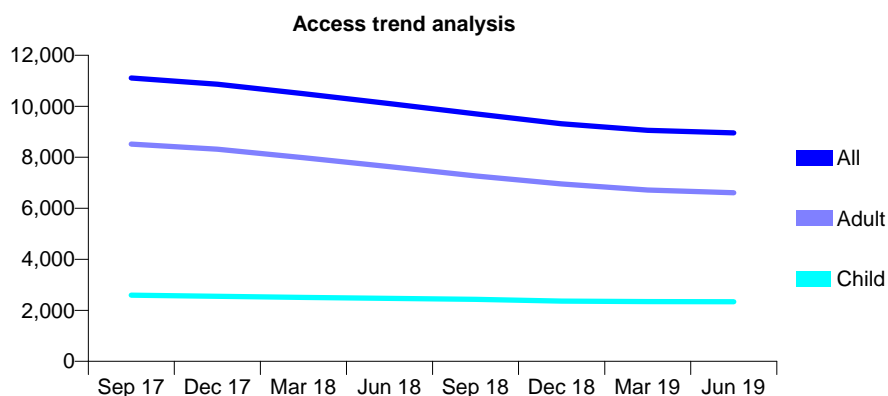
Q67 - Vital Signs At a Glance Contract Report for 105414/0003 - June 2019

Name or company name	First Choice Dental Limited
Contract type name	GDS Contract
Purpose of contract	General
Contract start date	01/04/2006
Contract end date	

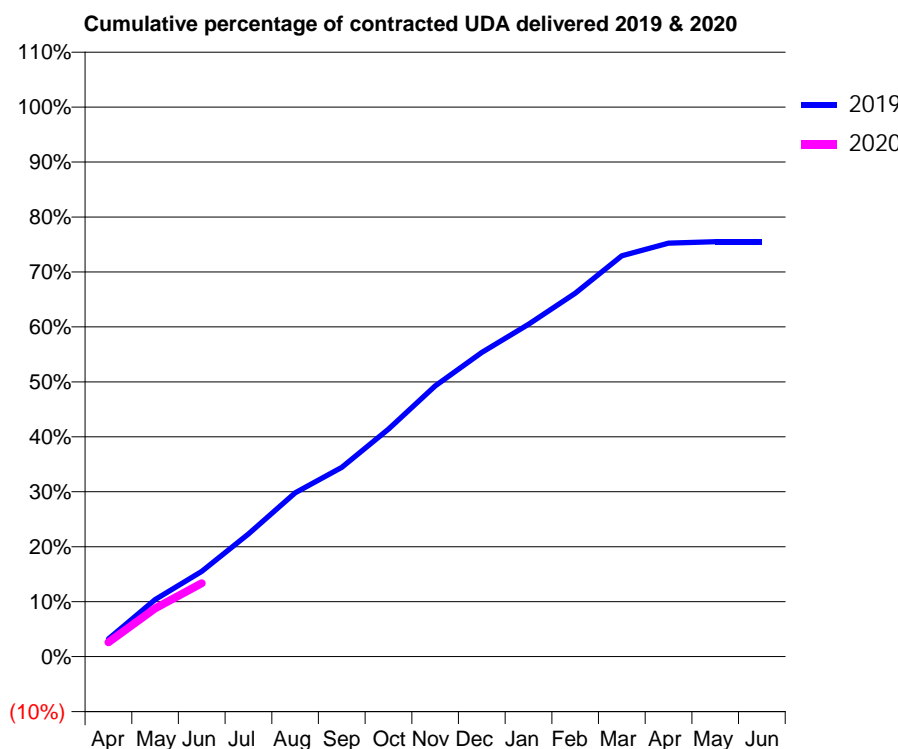
19/20 Contracted general activity (UDA)	30,958
Carry forward general activity (UDA)	0
19/20 Contracted orthodontic activity (UOA)	0
Carry forward orthodontic activity (UOA)	0
Baseline contract value	£712,441.42

ACCESS*

Patients seen in 24 months	Total	Change since previous quarter
Quarter ending June 2018	10,105	
Quarter ending September 2018	9,702	↓
Quarter ending December 2018	9,317	↓
Quarter ending March 2019	9,057	↓
Quarter ending June 2019	8,953	↓
Variance since June 2018	(11.4%)	↓



ACTIVITY



Month	Adjusted Scheduled Activity (UDA)	
	2019	2020
April	998	805
May	3,223	2,725
June	4,803	4,139
July	6,915	
August	9,226	
September	10,668	
October	12,823	
November	15,257	
December	17,130	
January	18,724	
February	20,470	
March	22,581	
April	23,294	
May	23,373	
June	23,372	

QUALITY

	Quantity	Base Number	Contract	AT	Region	England
% of FP17s for the same patient ID Re-attending within 3 months - Children	28	688	4.1%	10.6%	10.6%	11.4%
% of FP17s for the same patient ID Re-attending within 3 months - Adults	120	1,584	7.6%	16.2%	15.2%	15.4%
% of FP17s for the same patient ID Re-attending between 3 & 9 months - Children	393	688	57.1%	56.9%	62.3%	59.8%
% of FP17s for the same patient ID Re-attending between 3 & 9 months - Adults	682	1,584	43.1%	50.1%	53.3%	52.1%
% of FP17s for Band 1 Urgent Courses	143	1,941	7.4%	10.0%	9.7%	9.2%
% of FP17s Relating to Free Repair or Replacements	5	1,941	0.3%	0.5%	0.6%	0.7%
% of FP17s Relating to Continuations	18	1,941	0.9%	0.7%	0.8%	0.8%
% of Patients satisfied with the dentistry they have received	6	6	N/A	92.0%	93.4%	93.4%
% of Patients satisfied with the time they had to wait for an appointment	3	6	N/A	85.6%	86.8%	87.6%

* This is based on patients treated on this contract for their most recent course of treatment. Figures in italics indicate the base number of FP17s or Patient Questionnaire responses are less than 100. N/A is shown where the base number of responses is less than 10 during the period. % is calculated as Quantity/Base number*100

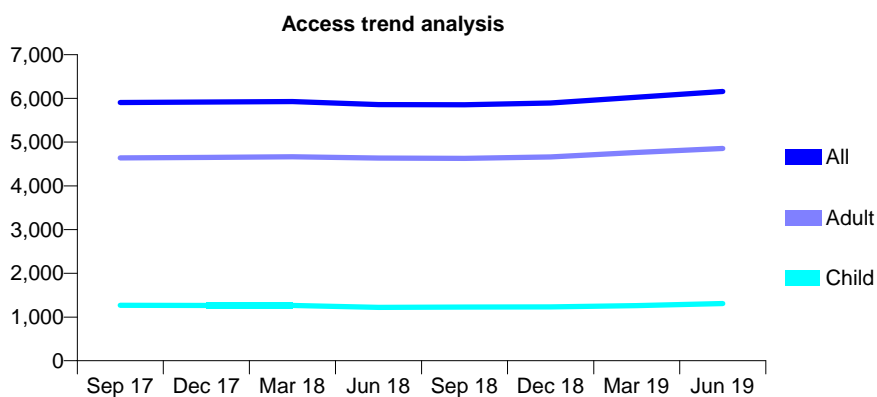
Q67 - Vital Signs At a Glance Contract Report for 105872/0001 - June 2019

Name or company name	Eastgate Dental Practice Ltd
Contract type name	GDS Contract
Purpose of contract	General
Contract start date	01/04/2011
Contract end date	

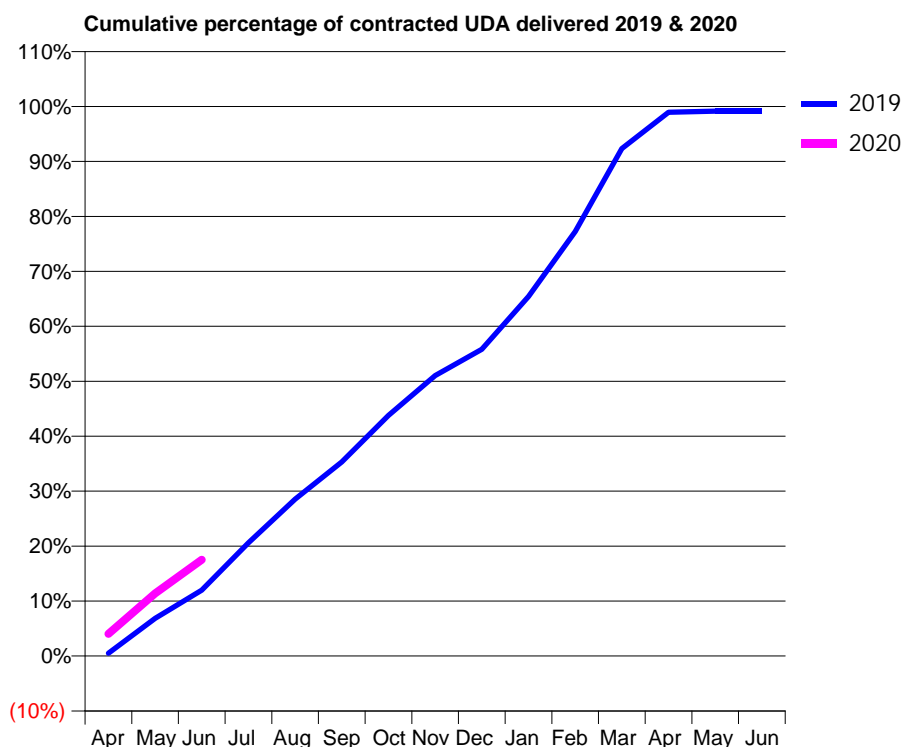
19/20 Contracted general activity (UDA)	14,281
Carry forward general activity (UDA)	0
19/20 Contracted orthodontic activity (UOA)	0
Carry forward orthodontic activity (UOA)	0
Baseline contract value	£377,088.38

ACCESS*

Patients seen in 24 months	Total	Change since previous quarter
Quarter ending June 2018	5,858	
Quarter ending September 2018	5,855	→
Quarter ending December 2018	5,894	→
Quarter ending March 2019	6,024	↑
Quarter ending June 2019	6,161	↑
Variance since June 2018	5.2%	↑



ACTIVITY



Month	Adjusted Scheduled Activity (UDA)	
	2019	2020
April	73	576
May	978	1,626
June	1,711	2,499
July	2,945	
August	4,077	
September	5,043	
October	6,252	
November	7,289	
December	7,968	
January	9,342	
February	11,032	
March	13,184	
April	14,131	
May	14,158	
June	14,158	

QUALITY

	Quantity	Base Number	Contract	AT	Region	England
% of FP17s for the same patient ID Re-attending within 3 months - Children	20	345	5.8%	10.6%	10.6%	11.4%
% of FP17s for the same patient ID Re-attending within 3 months - Adults	203	1,275	15.9%	16.2%	15.2%	15.4%
% of FP17s for the same patient ID Re-attending between 3 & 9 months - Children	94	345	27.2%	56.9%	62.3%	59.8%
% of FP17s for the same patient ID Re-attending between 3 & 9 months - Adults	377	1,275	29.6%	50.1%	53.3%	52.1%
% of FP17s for Band 1 Urgent Courses	142	1,073	13.2%	10.0%	9.7%	9.2%
% of FP17s Relating to Free Repair or Replacements	16	1,073	1.5%	0.5%	0.6%	0.7%
% of FP17s Relating to Continuations	5	1,073	0.5%	0.7%	0.8%	0.8%
% of Patients satisfied with the dentistry they have received	5	5	N/A	92.0%	93.4%	93.4%
% of Patients satisfied with the time they had to wait for an appointment	4	5	N/A	85.6%	86.8%	87.6%

* This is based on patients treated on this contract for their most recent course of treatment. Figures in italics indicate the base number of FP17s or Patient Questionnaire responses are less than 100. N/A is shown where the base number of responses is less than 10 during the period. % is calculated as Quantity/Base number*100

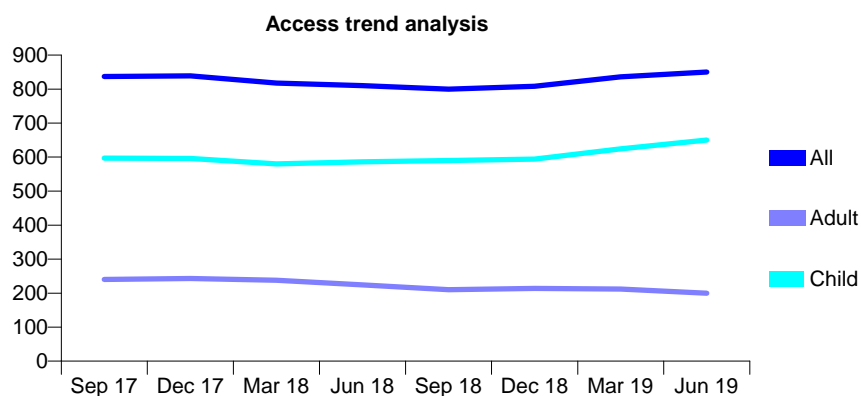
Q67 - Vital Signs At a Glance Contract Report for 107417/0001 - June 2019

Name or company name	Andrew House Dental Practice
Contract type name	GDS Contract
Purpose of contract	General
Contract start date	01/11/2010
Contract end date	

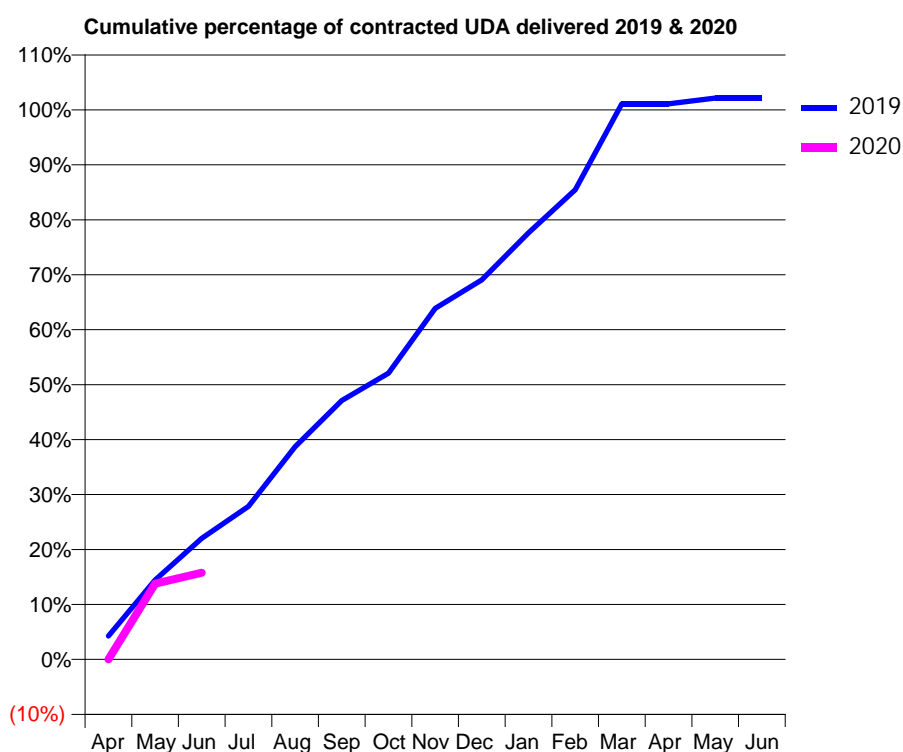
19/20 Contracted general activity (UDA)	2,448
Carry forward general activity (UDA)	0
19/20 Contracted orthodontic activity (UOA)	0
Carry forward orthodontic activity (UOA)	0
Baseline contract value	£61,953.86

ACCESS*

Patients seen in 24 months	Total	Change since previous quarter
Quarter ending June 2018	810	
Quarter ending September 2018	800	↓
Quarter ending December 2018	808	→
Quarter ending March 2019	836	↑
Quarter ending June 2019	850	→
Variance since June 2018	4.9%	↑



ACTIVITY



Month	2019	2020
April	104	0
May	354	338
June	539	386
July	681	
August	948	
September	1,153	
October	1,275	
November	1,564	
December	1,690	
January	1,900	
February	2,092	
March	2,474	
April	2,474	
May	2,501	
June	2,501	

QUALITY

	Quantity	Base Number	Contract	AT	Region	England
% of FP17s for the same patient ID Re-attending within 3 months - Children	14	165	8.5%	10.6%	10.6%	11.4%
% of FP17s for the same patient ID Re-attending within 3 months - Adults	10	41	24.4%	16.2%	15.2%	15.4%
% of FP17s for the same patient ID Re-attending between 3 & 9 months - Children	101	165	61.2%	56.9%	62.3%	59.8%
% of FP17s for the same patient ID Re-attending between 3 & 9 months - Adults	22	41	53.7%	50.1%	53.3%	52.1%
% of FP17s for Band 1 Urgent Courses	11	184	6.0%	10.0%	9.7%	9.2%
% of FP17s Relating to Free Repair or Replacements	0	184	0.0%	0.5%	0.6%	0.7%
% of FP17s Relating to Continuations	0	184	0.0%	0.7%	0.8%	0.8%
% of Patients satisfied with the dentistry they have received	1	1	N/A	92.0%	93.4%	93.4%
% of Patients satisfied with the time they had to wait for an appointment	1	1	N/A	85.6%	86.8%	87.6%

* This is based on patients treated on this contract for their most recent course of treatment. Figures in italics indicate the base number of FP17s or Patient Questionnaire responses are less than 100. N/A is shown where the base number of responses is less than 10 during the period. % is calculated as Quantity/Base number*100

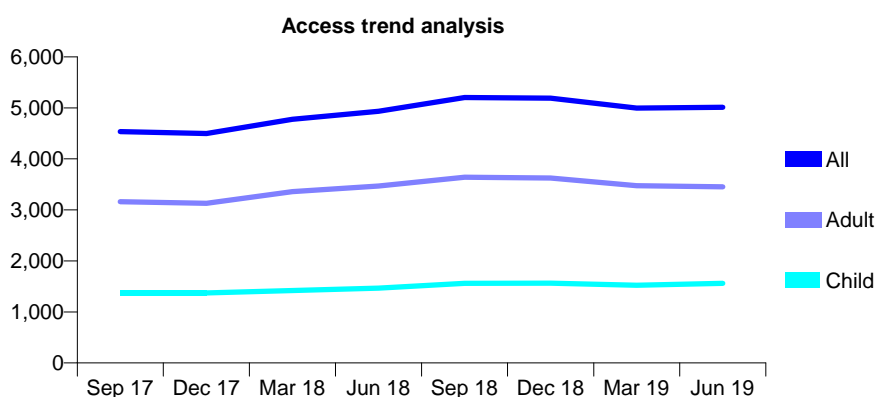
Q67 - Vital Signs At a Glance Contract Report for 108030/0001 - June 2019

Name or company name	Longford Dental Centre
Contract type name	GDS Contract
Purpose of contract	General
Contract start date	01/09/2009
Contract end date	

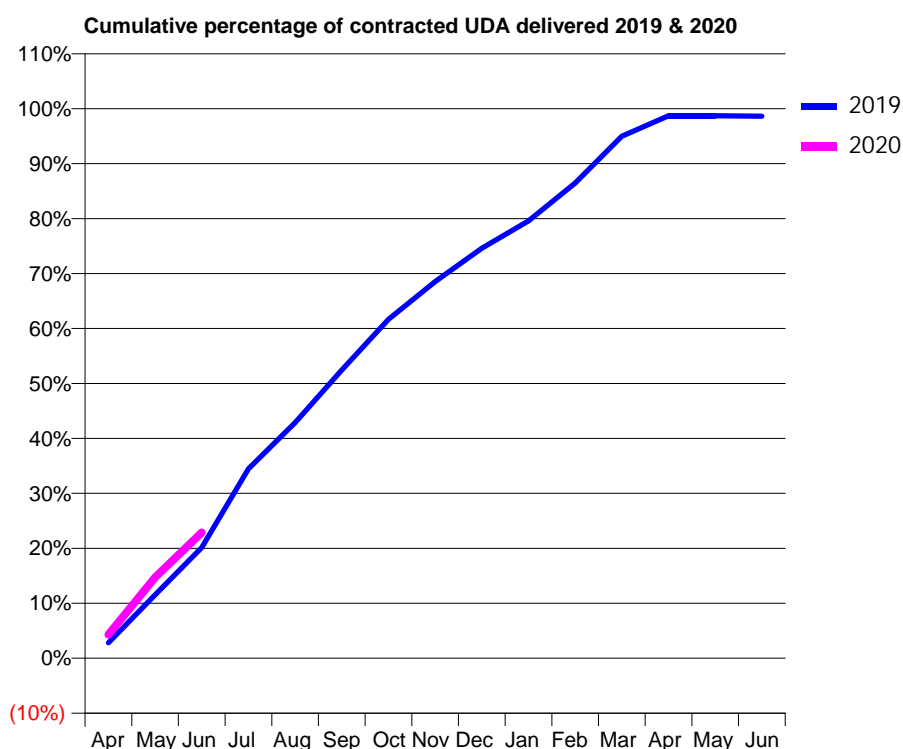
19/20 Contracted general activity (UDA)	12,160
Carry forward general activity (UDA)	0
19/20 Contracted orthodontic activity (UOA)	0
Carry forward orthodontic activity (UOA)	0
Baseline contract value	£335,189.93

ACCESS*

Patients seen in 24 months	Total	Change since previous quarter
Quarter ending June 2018	4,935	
Quarter ending September 2018	5,203	↑
Quarter ending December 2018	5,192	→
Quarter ending March 2019	4,996	↓
Quarter ending June 2019	5,014	→
Variance since June 2018	1.6%	→



ACTIVITY



Adjusted Scheduled Activity (UDA)		
Month	2019	2020
April	345	523
May	1,407	1,791
June	2,447	2,780
July	4,193	
August	5,215	
September	6,375	
October	7,499	
November	8,335	
December	9,072	
January	9,679	
February	10,515	
March	11,553	
April	12,002	
May	12,002	
June	11,990	

QUALITY

	Quantity	Base Number	Contract	AT	Region	England
% of FP17s for the same patient ID Re-attending within 3 months - Children	31	569	5.4%	10.6%	10.6%	11.4%
% of FP17s for the same patient ID Re-attending within 3 months - Adults	97	945	10.3%	16.2%	15.2%	15.4%
% of FP17s for the same patient ID Re-attending between 3 & 9 months - Children	257	569	45.2%	56.9%	62.3%	59.8%
% of FP17s for the same patient ID Re-attending between 3 & 9 months - Adults	379	945	40.1%	50.1%	53.3%	52.1%
% of FP17s for Band 1 Urgent Courses	109	1,345	8.1%	10.0%	9.7%	9.2%
% of FP17s Relating to Free Repair or Replacements	2	1,345	0.1%	0.5%	0.6%	0.7%
% of FP17s Relating to Continuations	16	1,345	1.2%	0.7%	0.8%	0.8%
% of Patients satisfied with the dentistry they have received	4	4	N/A	92.0%	93.4%	93.4%
% of Patients satisfied with the time they had to wait for an appointment	4	4	N/A	85.6%	86.8%	87.6%

* This is based on patients treated on this contract for their most recent course of treatment.

Figures in italics indicate the base number of FP17s or Patient Questionnaire responses are less than 100. N/A is shown where the base number of responses is less than 10 during the period. % is calculated as Quantity/Base number*100

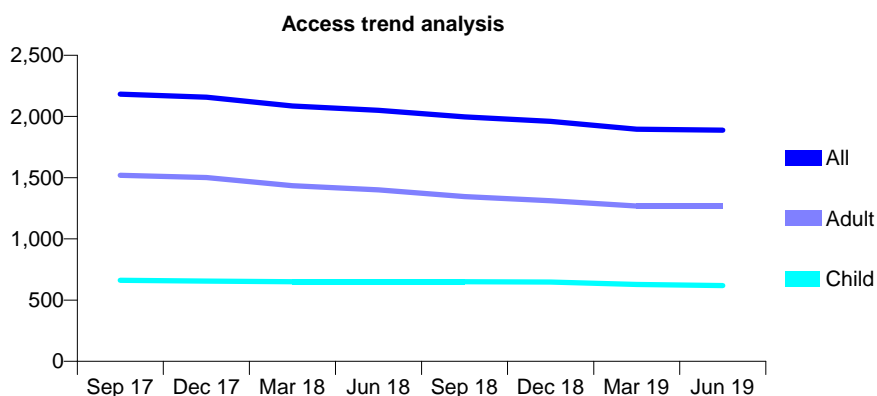
Q67 - Vital Signs At a Glance Contract Report for 108030/0002 - June 2019

Name or company name	Longford Dental Centre
Contract type name	GDS Contract
Purpose of contract	General
Contract start date	01/09/2009
Contract end date	

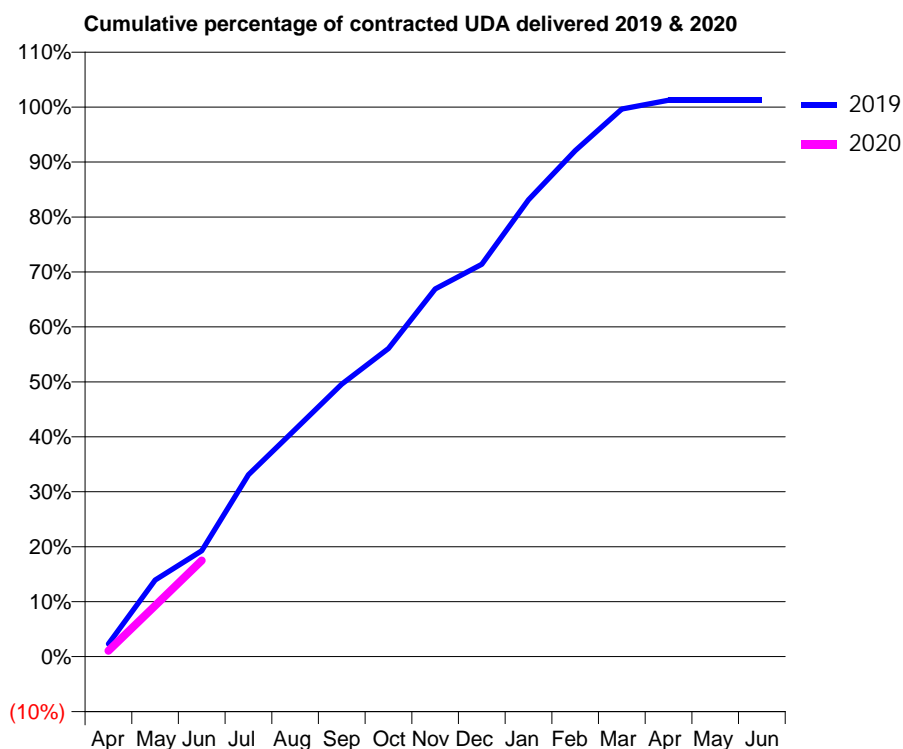
19/20 Contracted general activity (UDA)	6,019
Carry forward general activity (UDA)	0
19/20 Contracted orthodontic activity (UOA)	0
Carry forward orthodontic activity (UOA)	0
Baseline contract value	£171,643.20

ACCESS*

Patients seen in 24 months	Total	Change since previous quarter
Quarter ending June 2018	2,051	
Quarter ending September 2018	1,997	↓
Quarter ending December 2018	1,960	↓
Quarter ending March 2019	1,896	↓
Quarter ending June 2019	1,888	→
Variance since June 2018	(7.9%)	↓



ACTIVITY



Month	Adjusted Scheduled Activity (UDA)	
	2019	2020
April	140	65
May	839	558
June	1,159	1,053
July	1,991	
August	2,488	
September	2,985	
October	3,375	
November	4,028	
December	4,296	
January	5,003	
February	5,541	
March	5,998	
April	6,093	
May	6,093	
June	6,093	

QUALITY

	Quantity	Base Number	Contract	AT	Region	England
% of FP17s for the same patient ID Re-attending within 3 months - Children	4	162	2.5%	10.6%	10.6%	11.4%
% of FP17s for the same patient ID Re-attending within 3 months - Adults	25	308	8.1%	16.2%	15.2%	15.4%
% of FP17s for the same patient ID Re-attending between 3 & 9 months - Children	99	162	61.1%	56.9%	62.3%	59.8%
% of FP17s for the same patient ID Re-attending between 3 & 9 months - Adults	114	308	37.0%	50.1%	53.3%	52.1%
% of FP17s for Band 1 Urgent Courses	29	417	7.0%	10.0%	9.7%	9.2%
% of FP17s Relating to Free Repair or Replacements	3	417	0.7%	0.5%	0.6%	0.7%
% of FP17s Relating to Continuations	4	417	1.0%	0.7%	0.8%	0.8%
% of Patients satisfied with the dentistry they have received	3	3	N/A	92.0%	93.4%	93.4%
% of Patients satisfied with the time they had to wait for an appointment	3	3	N/A	85.6%	86.8%	87.6%

* This is based on patients treated on this contract for their most recent course of treatment. Figures in italics indicate the base number of FP17s or Patient Questionnaire responses are less than 100. N/A is shown where the base number of responses is less than 10 during the period. % is calculated as Quantity/Base number*100

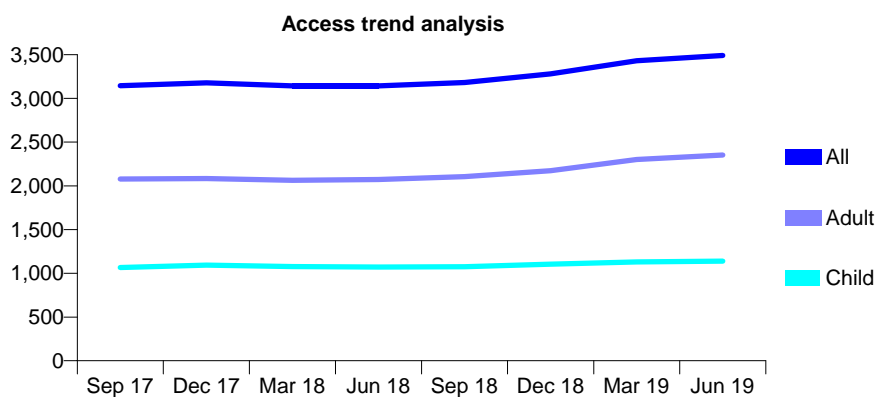
Q67 - Vital Signs At a Glance Contract Report for 111317/0001 - June 2019

Name or company name	OH Dental Ltd
Contract type name	GDS Contract
Purpose of contract	General
Contract start date	01/04/2013
Contract end date	

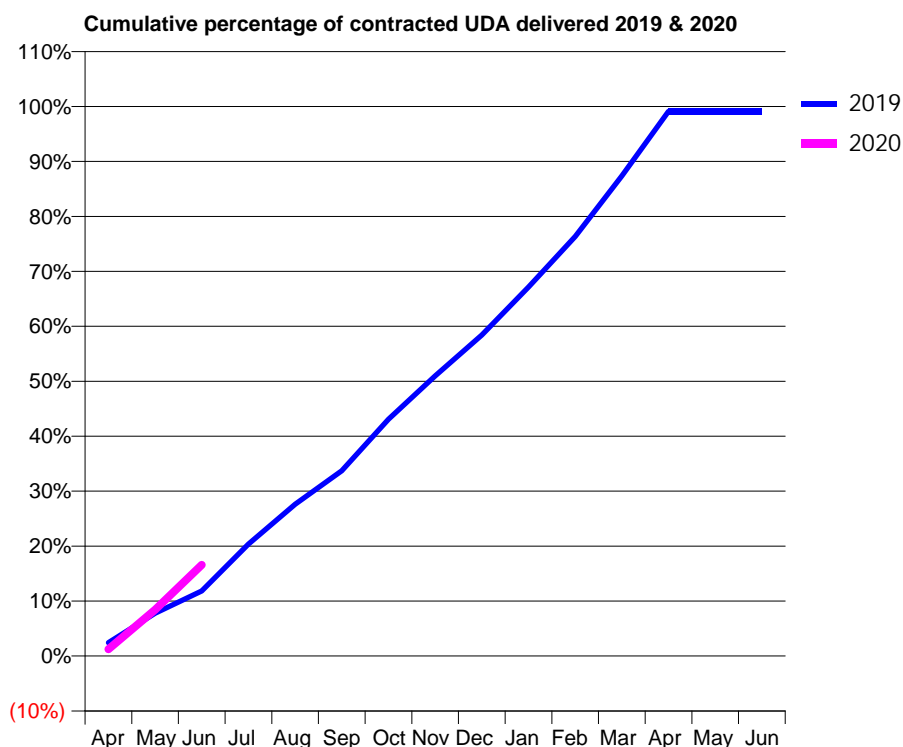
19/20 Contracted general activity (UDA)	7,360
Carry forward general activity (UDA)	0
19/20 Contracted orthodontic activity (UOA)	0
Carry forward orthodontic activity (UOA)	0
Baseline contract value	£187,829.94

ACCESS*

Patients seen in 24 months	Total	Change since previous quarter
Quarter ending June 2018	3,144	
Quarter ending September 2018	3,182	→
Quarter ending December 2018	3,279	↑
Quarter ending March 2019	3,430	↑
Quarter ending June 2019	3,492	→
Variance since June 2018	11.1%	↑



ACTIVITY



Month	Adjusted Scheduled Activity (UDA)	
	2019	2020
April	180	92
May	575	620
June	872	1,221
July	1,499	
August	2,033	
September	2,482	
October	3,171	
November	3,752	
December	4,298	
January	4,941	
February	5,619	
March	6,429	
April	7,295	
May	7,295	
June	7,295	

QUALITY

	Quantity	Base Number	Contract	AT	Region	England
% of FP17s for the same patient ID Re-attending within 3 months - Children	22	459	4.8%	10.6%	10.6%	11.4%
% of FP17s for the same patient ID Re-attending within 3 months - Adults	121	917	13.2%	16.2%	15.2%	15.4%
% of FP17s for the same patient ID Re-attending between 3 & 9 months - Children	268	459	58.4%	56.9%	62.3%	59.8%
% of FP17s for the same patient ID Re-attending between 3 & 9 months - Adults	506	917	55.2%	50.1%	53.3%	52.1%
% of FP17s for Band 1 Urgent Courses	25	669	3.7%	10.0%	9.7%	9.2%
% of FP17s Relating to Free Repair or Replacements	8	669	1.2%	0.5%	0.6%	0.7%
% of FP17s Relating to Continuations	4	669	0.6%	0.7%	0.8%	0.8%
% of Patients satisfied with the dentistry they have received	5	5	N/A	92.0%	93.4%	93.4%
% of Patients satisfied with the time they had to wait for an appointment	5	5	N/A	85.6%	86.8%	87.6%

* This is based on patients treated on this contract for their most recent course of treatment. Figures in italics indicate the base number of FP17s or Patient Questionnaire responses are less than 100. N/A is shown where the base number of responses is less than 10 during the period. % is calculated as Quantity/Base number*100

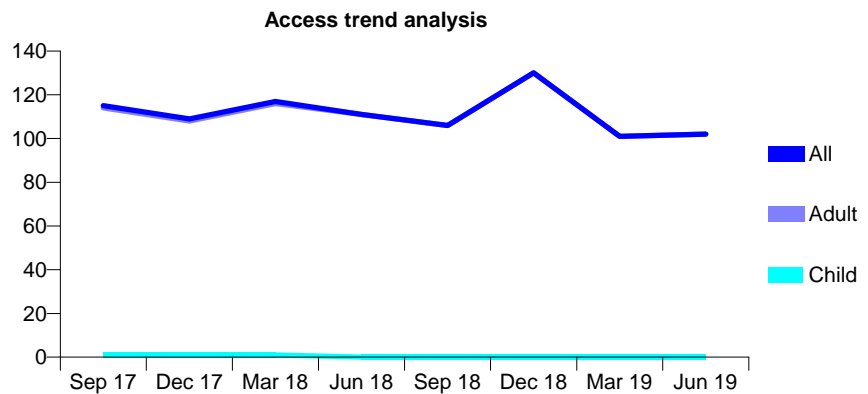
Q67 - Vital Signs At a Glance Contract Report for 111317/0002 - June 2019

Name or company name	OH Dental Ltd
Contract type name	GDS Contract
Purpose of contract	General
Contract start date	01/04/2013
Contract end date	

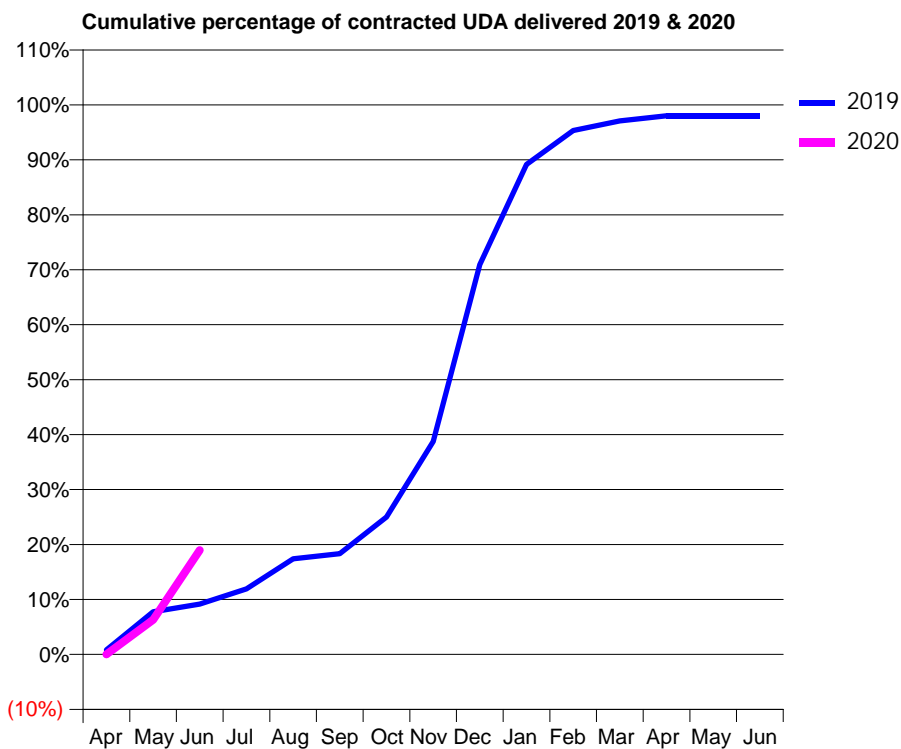
19/20 Contracted general activity (UDA)	240
Carry forward general activity (UDA)	0
19/20 Contracted orthodontic activity (UOA)	0
Carry forward orthodontic activity (UOA)	0
Baseline contract value	£13,549.84

ACCESS*

Patients seen in 24 months	Total	Change since previous quarter
Quarter ending June 2018	111	
Quarter ending September 2018	106	↓
Quarter ending December 2018	130	↑
Quarter ending March 2019	101	↓
Quarter ending June 2019	102	→
Variance since June 2018	(8.1%)	↓



ACTIVITY



Month	Adjusted Scheduled Activity (UDA)	
	2019	2020
April	2	0
May	19	15
June	22	46
July	29	
August	42	
September	44	
October	60	
November	93	
December	170	
January	214	
February	229	
March	233	
April	235	
May	235	
June	235	

QUALITY

	Quantity	Base Number	Contract	AT	Region	England
% of FP17s for the same patient ID Re-attending within 3 months - Children	0	0	N/A	10.6%	10.6%	11.4%
% of FP17s for the same patient ID Re-attending within 3 months - Adults	1	15	6.7%	16.2%	15.2%	15.4%
% of FP17s for the same patient ID Re-attending between 3 & 9 months - Children	0	0	N/A	56.9%	62.3%	59.8%
% of FP17s for the same patient ID Re-attending between 3 & 9 months - Adults	6	15	40.0%	50.1%	53.3%	52.1%
% of FP17s for Band 1 Urgent Courses	3	13	23.1%	10.0%	9.7%	9.2%
% of FP17s Relating to Free Repair or Replacements	0	13	0.0%	0.5%	0.6%	0.7%
% of FP17s Relating to Continuations	0	13	0.0%	0.7%	0.8%	0.8%
% of Patients satisfied with the dentistry they have received	0	0	N/A	92.0%	93.4%	93.4%
% of Patients satisfied with the time they had to wait for an appointment	0	0	N/A	85.6%	86.8%	87.6%

* This is based on patients treated on this contract for their most recent course of treatment. Figures in italics indicate the base number of FP17s or Patient Questionnaire responses are less than 100. N/A is shown where the base number of responses is less than 10 during the period. % is calculated as Quantity/Base number*100

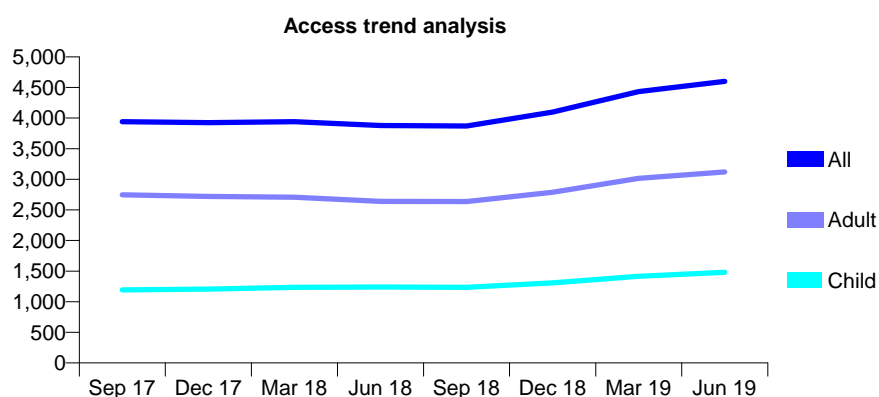
Q67 - Vital Signs At a Glance Contract Report for 118044/0001 - June 2019

Name or company name	Maidstone Dental Centre
Contract type name	GDS Contract
Purpose of contract	General
Contract start date	30/08/2013
Contract end date	

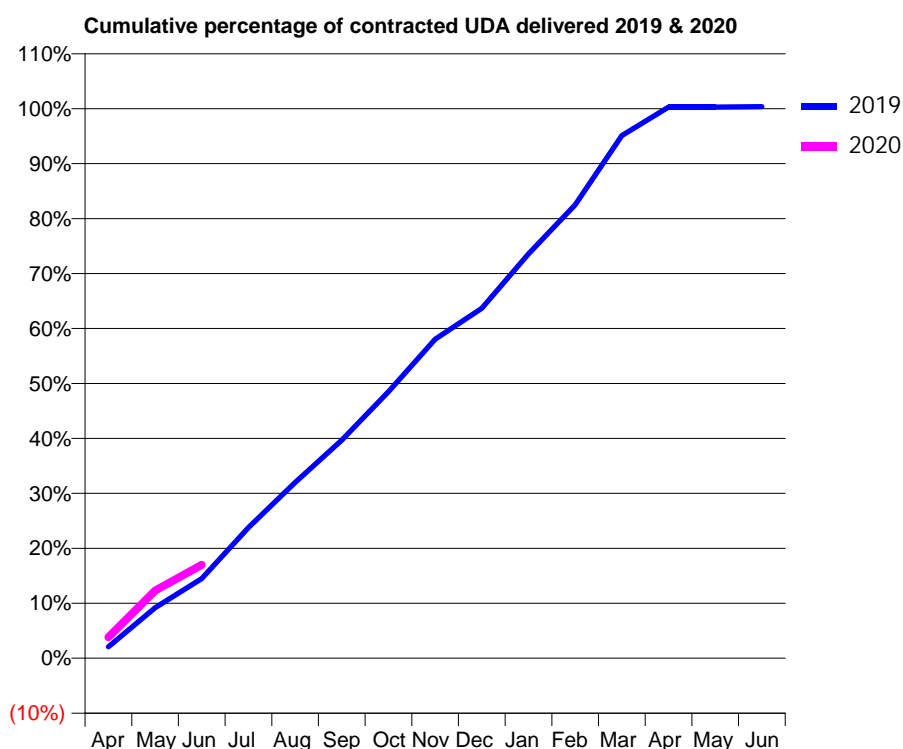
19/20 Contracted general activity (UDA)	13,000
Carry forward general activity (UDA)	0
19/20 Contracted orthodontic activity (UOA)	0
Carry forward orthodontic activity (UOA)	0
Baseline contract value	£328,314.78

ACCESS*

Patients seen in 24 months	Total	Change since previous quarter
Quarter ending June 2018	3,880	
Quarter ending September 2018	3,871	→
Quarter ending December 2018	4,096	↑
Quarter ending March 2019	4,433	↑
Quarter ending June 2019	4,601	↑
Variance since June 2018	18.6%	↑



ACTIVITY



Adjusted Scheduled Activity (UDA)		
Month	2019	2020
April	273	497
May	1,195	1,600
June	1,885	2,209
July	3,093	
August	4,161	
September	5,159	
October	6,304	
November	7,547	
December	8,280	
January	9,565	
February	10,728	
March	12,361	
April	13,036	
May	13,036	
June	13,046	

QUALITY

	Quantity	Base Number	Contract	AT	Region	England
% of FP17s for the same patient ID Re-attending within 3 months - Children	17	503	3.4%	10.6%	10.6%	11.4%
% of FP17s for the same patient ID Re-attending within 3 months - Adults	34	840	4.0%	16.2%	15.2%	15.4%
% of FP17s for the same patient ID Re-attending between 3 & 9 months - Children	247	503	49.1%	56.9%	62.3%	59.8%
% of FP17s for the same patient ID Re-attending between 3 & 9 months - Adults	325	840	38.7%	50.1%	53.3%	52.1%
% of FP17s for Band 1 Urgent Courses	38	1,109	3.4%	10.0%	9.7%	9.2%
% of FP17s Relating to Free Repair or Replacements	1	1,109	0.1%	0.5%	0.6%	0.7%
% of FP17s Relating to Continuations	1	1,109	0.1%	0.7%	0.8%	0.8%
% of Patients satisfied with the dentistry they have received	1	1	N/A	92.0%	93.4%	93.4%
% of Patients satisfied with the time they had to wait for an appointment	1	1	N/A	85.6%	86.8%	87.6%

* This is based on patients treated on this contract for their most recent course of treatment.

Figures in italics indicate the base number of FP17s or Patient Questionnaire responses are less than 100. N/A is shown where the base number of responses is less than 10 during the period. % is calculated as Quantity/Base number*100

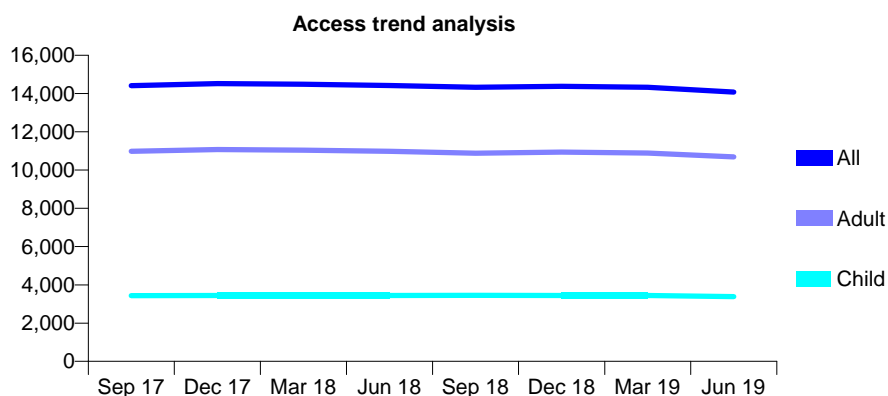
Q67 - Vital Signs At a Glance Contract Report for 118214/0001 - June 2019

Name or company name	Hillton Dentistry Gillingham Ltd
Contract type name	GDS Contract
Purpose of contract	General
Contract start date	01/04/2011
Contract end date	

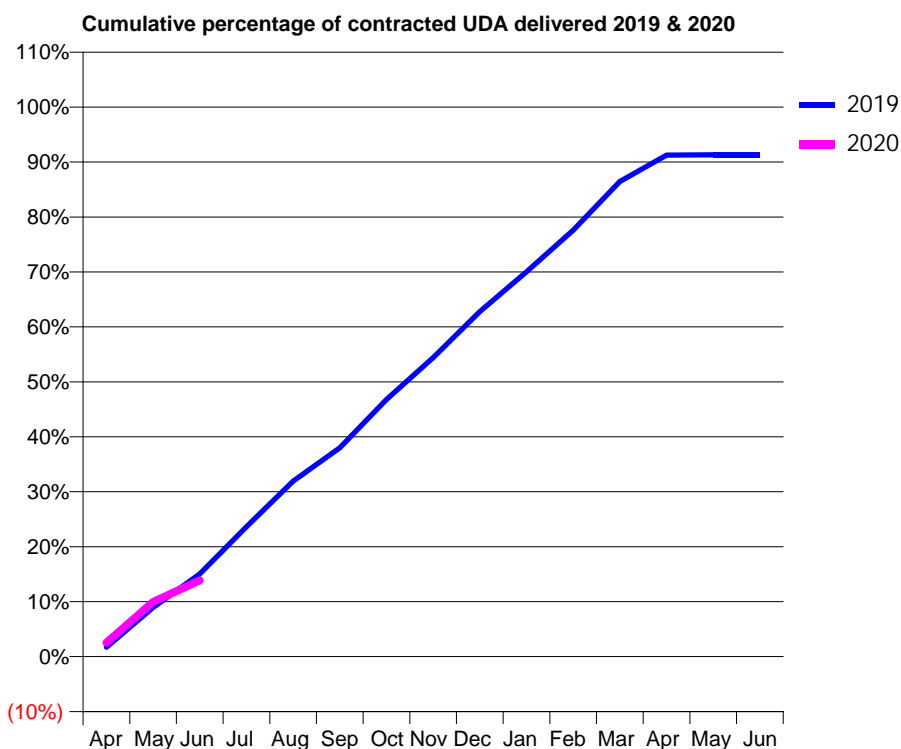
19/20 Contracted general activity (UDA)	45,365
Carry forward general activity (UDA)	0
19/20 Contracted orthodontic activity (UOA)	0
Carry forward orthodontic activity (UOA)	0
Baseline contract value	£1,160,931.21

ACCESS*

Patients seen in 24 months	Total	Change since previous quarter
Quarter ending June 2018	14,419	
Quarter ending September 2018	14,332	→
Quarter ending December 2018	14,382	→
Quarter ending March 2019	14,326	→
Quarter ending June 2019	14,073	↓
Variance since June 2018	(2.4%)	↓



ACTIVITY



Month	Adjusted Scheduled Activity (UDA)	
	2019	2020
April	778	1,153
May	4,072	4,506
June	6,830	6,296
July	10,726	
August	14,481	
September	17,237	
October	21,229	
November	24,683	
December	28,476	
January	31,763	
February	35,200	
March	39,218	
April	41,396	
May	41,416	
June	41,425	

QUALITY

	Quantity	Base Number	Contract	AT	Region	England
% of FP17s for the same patient ID Re-attending within 3 months - Children	56	1,036	5.4%	10.6%	10.6%	11.4%
% of FP17s for the same patient ID Re-attending within 3 months - Adults	305	3,263	9.3%	16.2%	15.2%	15.4%
% of FP17s for the same patient ID Re-attending between 3 & 9 months - Children	678	1,036	65.4%	56.9%	62.3%	59.8%
% of FP17s for the same patient ID Re-attending between 3 & 9 months - Adults	2,164	3,263	66.3%	50.1%	53.3%	52.1%
% of FP17s for Band 1 Urgent Courses	162	3,347	4.8%	10.0%	9.7%	9.2%
% of FP17s Relating to Free Repair or Replacements	38	3,347	1.1%	0.5%	0.6%	0.7%
% of FP17s Relating to Continuations	66	3,347	2.0%	0.7%	0.8%	0.8%
% of Patients satisfied with the dentistry they have received	6	7	N/A	92.0%	93.4%	93.4%
% of Patients satisfied with the time they had to wait for an appointment	7	7	N/A	85.6%	86.8%	87.6%

* This is based on patients treated on this contract for their most recent course of treatment. Figures in italics indicate the base number of FP17s or Patient Questionnaire responses are less than 100. N/A is shown where the base number of responses is less than 10 during the period. % is calculated as Quantity/Base number*100

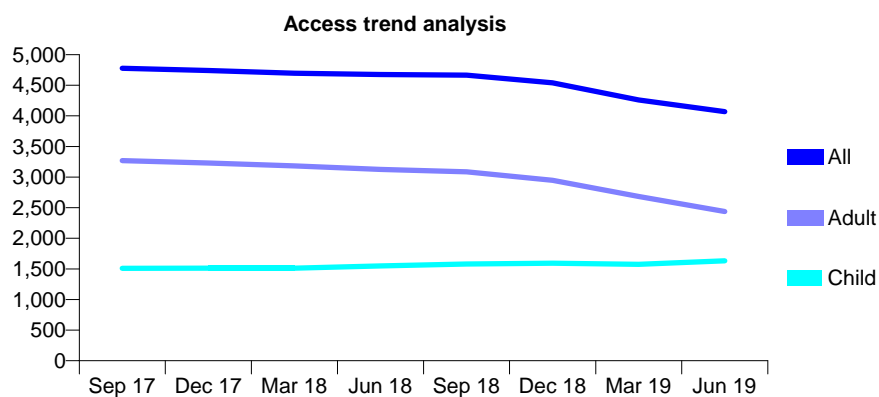
Q67 - Vital Signs At a Glance Contract Report for 119571/0001 - June 2019

Name or company name	Thorndike Centre
Contract type name	GDS Contract
Purpose of contract	General
Contract start date	01/09/2012
Contract end date	

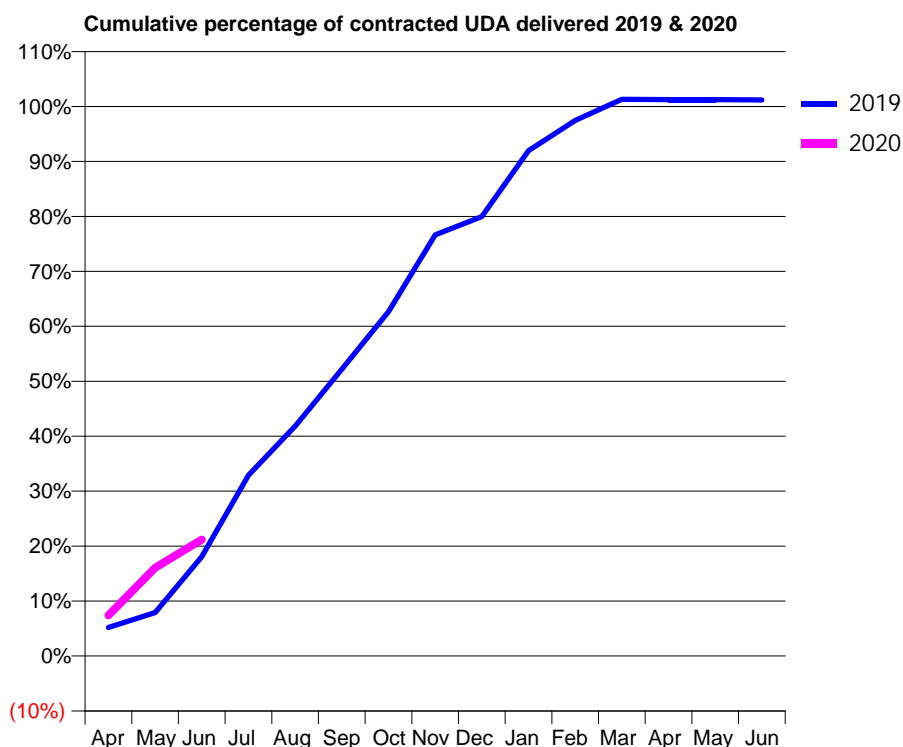
19/20 Contracted general activity (UDA)	8,799
Carry forward general activity (UDA)	0
19/20 Contracted orthodontic activity (UOA)	0
Carry forward orthodontic activity (UOA)	0
Baseline contract value	£225,140.80

ACCESS*

Patients seen in 24 months	Total	Change since previous quarter
Quarter ending June 2018	4,677	
Quarter ending September 2018	4,665	→
Quarter ending December 2018	4,539	↓
Quarter ending March 2019	4,260	↓
Quarter ending June 2019	4,068	↓
Variance since June 2018	(13.0%)	↓



ACTIVITY



Month	Adjusted Scheduled Activity (UDA)	
	2019	2020
April	457	651
May	697	1,414
June	1,591	1,866
July	2,894	
August	3,682	
September	4,593	
October	5,514	
November	6,743	
December	7,034	
January	8,092	
February	8,574	
March	8,913	
April	8,908	
May	8,909	
June	8,903	

QUALITY

	Quantity	Base Number	Contract	AT	Region	England
% of FP17s for the same patient ID Re-attending within 3 months - Children	46	592	7.8%	10.6%	10.6%	11.4%
% of FP17s for the same patient ID Re-attending within 3 months - Adults	56	439	12.8%	16.2%	15.2%	15.4%
% of FP17s for the same patient ID Re-attending between 3 & 9 months - Children	292	592	49.3%	56.9%	62.3%	59.8%
% of FP17s for the same patient ID Re-attending between 3 & 9 months - Adults	138	439	31.4%	50.1%	53.3%	52.1%
% of FP17s for Band 1 Urgent Courses	63	711	8.9%	10.0%	9.7%	9.2%
% of FP17s Relating to Free Repair or Replacements	0	711	0.0%	0.5%	0.6%	0.7%
% of FP17s Relating to Continuations	0	711	0.0%	0.7%	0.8%	0.8%
% of Patients satisfied with the dentistry they have received	1	1	N/A	92.0%	93.4%	93.4%
% of Patients satisfied with the time they had to wait for an appointment	1	1	N/A	85.6%	86.8%	87.6%

* This is based on patients treated on this contract for their most recent course of treatment. Figures in italics indicate the base number of FP17s or Patient Questionnaire responses are less than 100. N/A is shown where the base number of responses is less than 10 during the period. % is calculated as Quantity/Base number*100

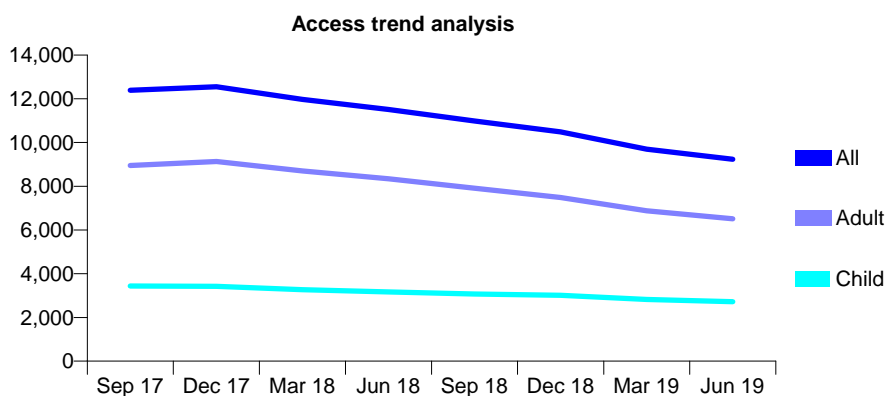
Q67 - Vital Signs At a Glance Contract Report for 121673/0001 - June 2019

Name or company name	The Newland Avenue and Castle Street Pra
Contract type name	GDS Contract
Purpose of contract	General
Contract start date	01/12/2015
Contract end date	

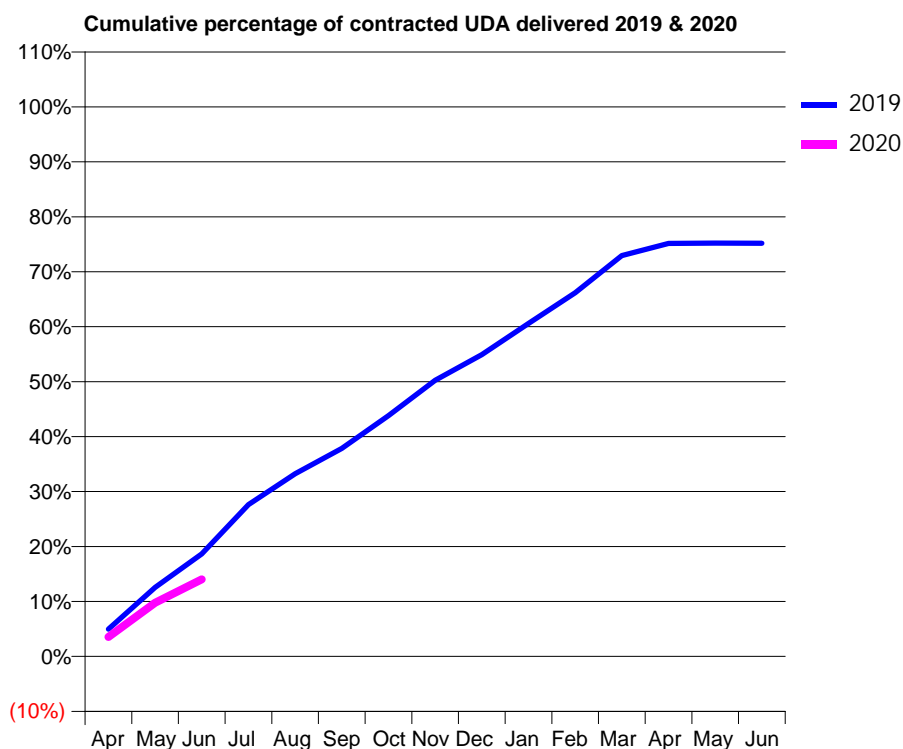
19/20 Contracted general activity (UDA)	32,000
Carry forward general activity (UDA)	0
19/20 Contracted orthodontic activity (UOA)	0
Carry forward orthodontic activity (UOA)	0
Baseline contract value	£747,545.56

ACCESS*

Patients seen in 24 months	Total	Change since previous quarter
Quarter ending June 2018	11,508	
Quarter ending September 2018	10,981	↓
Quarter ending December 2018	10,487	↓
Quarter ending March 2019	9,699	↓
Quarter ending June 2019	9,233	↓
Variance since June 2018	(19.8%)	↓



ACTIVITY



Month	2019	2020
April	1,588	1,139
May	4,021	3,122
June	5,967	4,483
July	8,839	
August	10,632	
September	12,111	
October	14,024	
November	16,080	
December	17,567	
January	19,385	
February	21,179	
March	23,341	
April	24,043	
May	24,072	
June	24,061	

QUALITY

	Quantity	Base Number	Contract	AT	Region	England
% of FP17s for the same patient ID Re-attending within 3 months - Children	54	827	6.5%	10.6%	10.6%	11.4%
% of FP17s for the same patient ID Re-attending within 3 months - Adults	165	1,590	10.4%	16.2%	15.2%	15.4%
% of FP17s for the same patient ID Re-attending between 3 & 9 months - Children	386	827	46.7%	56.9%	62.3%	59.8%
% of FP17s for the same patient ID Re-attending between 3 & 9 months - Adults	646	1,590	40.6%	50.1%	53.3%	52.1%
% of FP17s for Band 1 Urgent Courses	167	2,071	8.1%	10.0%	9.7%	9.2%
% of FP17s Relating to Free Repair or Replacements	19	2,071	0.9%	0.5%	0.6%	0.7%
% of FP17s Relating to Continuations	22	2,071	1.1%	0.7%	0.8%	0.8%
% of Patients satisfied with the dentistry they have received	1	1	N/A	92.0%	93.4%	93.4%
% of Patients satisfied with the time they had to wait for an appointment	1	1	N/A	85.6%	86.8%	87.6%

* This is based on patients treated on this contract for their most recent course of treatment. Figures in italics indicate the base number of FP17s or Patient Questionnaire responses are less than 100. N/A is shown where the base number of responses is less than 10 during the period. % is calculated as Quantity/Base number*100

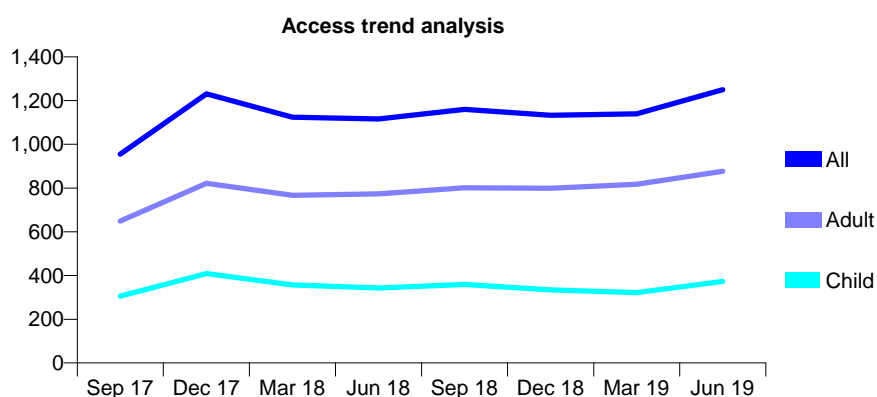
Q67 - Vital Signs At a Glance Contract Report for 125873/0001 - June 2019

Name or company name	Apex Dental Care Sturry Partnership
Contract type name	GDS Contract
Purpose of contract	General
Contract start date	01/01/2014
Contract end date	

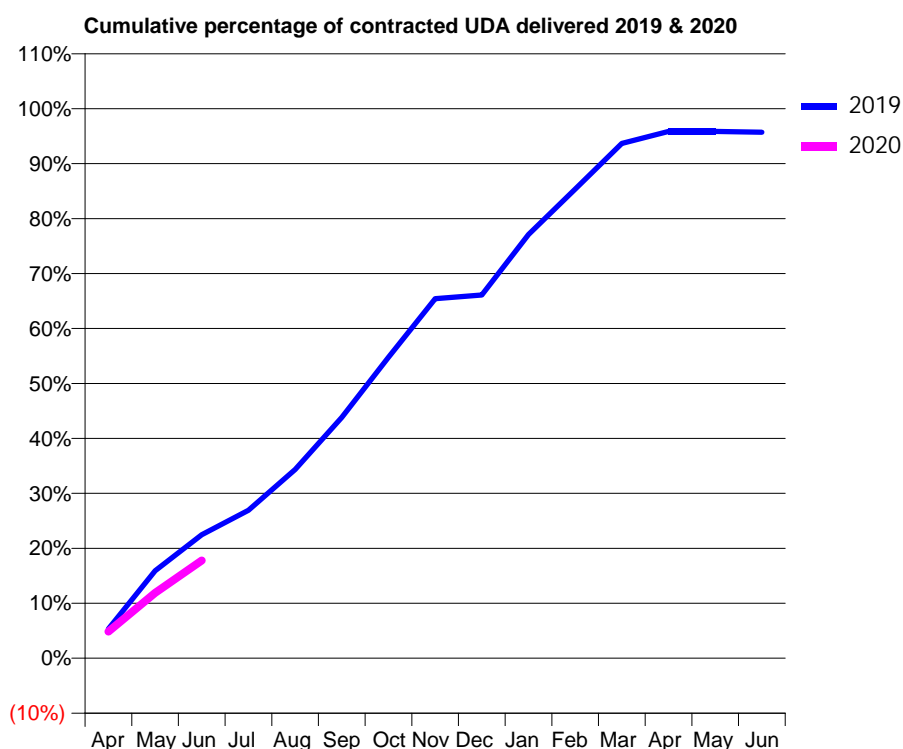
19/20 Contracted general activity (UDA)	3,392
Carry forward general activity (UDA)	0
19/20 Contracted orthodontic activity (UOA)	0
Carry forward orthodontic activity (UOA)	0
Baseline contract value	£113,910.37

ACCESS*

Patients seen in 24 months	Total	Change since previous quarter
Quarter ending June 2018	1,116	
Quarter ending September 2018	1,160	↑
Quarter ending December 2018	1,133	↓
Quarter ending March 2019	1,139	→
Quarter ending June 2019	1,250	↑
Variance since June 2018	12.0%	↑



ACTIVITY



Month	2019	2020
April	182	165
May	540	404
June	763	603
July	913	
August	1,165	
September	1,486	
October	1,857	
November	2,219	
December	2,242	
January	2,616	
February	2,895	
March	3,177	
April	3,252	
May	3,252	
June	3,247	

QUALITY

	Quantity	Base Number	Contract	AT	Region	England
% of FP17s for the same patient ID Re-attending within 3 months - Children	7	138	5.1%	10.6%	10.6%	11.4%
% of FP17s for the same patient ID Re-attending within 3 months - Adults	15	262	5.7%	16.2%	15.2%	15.4%
% of FP17s for the same patient ID Re-attending between 3 & 9 months - Children	60	138	43.5%	56.9%	62.3%	59.8%
% of FP17s for the same patient ID Re-attending between 3 & 9 months - Adults	131	262	50.0%	50.1%	53.3%	52.1%
% of FP17s for Band 1 Urgent Courses	55	380	14.5%	10.0%	9.7%	9.2%
% of FP17s Relating to Free Repair or Replacements	8	380	2.1%	0.5%	0.6%	0.7%
% of FP17s Relating to Continuations	1	380	0.3%	0.7%	0.8%	0.8%
% of Patients satisfied with the dentistry they have received	0	0	N/A	92.0%	93.4%	93.4%
% of Patients satisfied with the time they had to wait for an appointment	0	0	N/A	85.6%	86.8%	87.6%

* This is based on patients treated on this contract for their most recent course of treatment.

Figures in italics indicate the base number of FP17s or Patient Questionnaire responses are less than 100. N/A is shown where the base number of responses is less than 10 during the period. % is calculated as Quantity/Base number*100

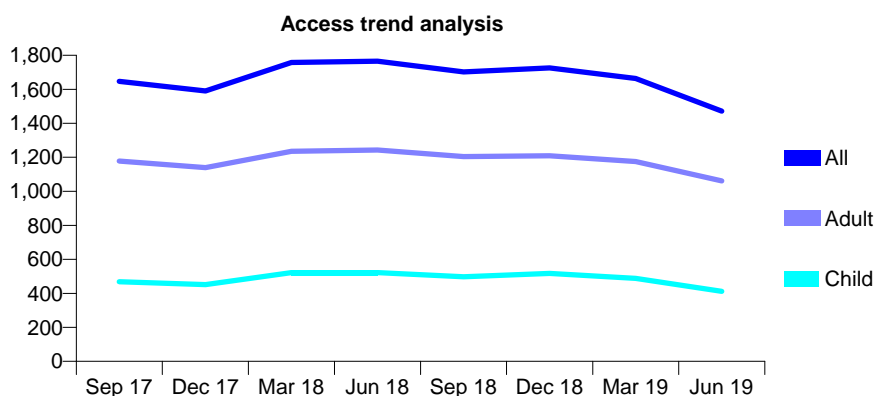
Q67 - Vital Signs At a Glance Contract Report for 125873/0002 - June 2019

Name or company name	Apex Dental Care Sturry Partnership
Contract type name	GDS Contract
Purpose of contract	General
Contract start date	01/01/2014
Contract end date	

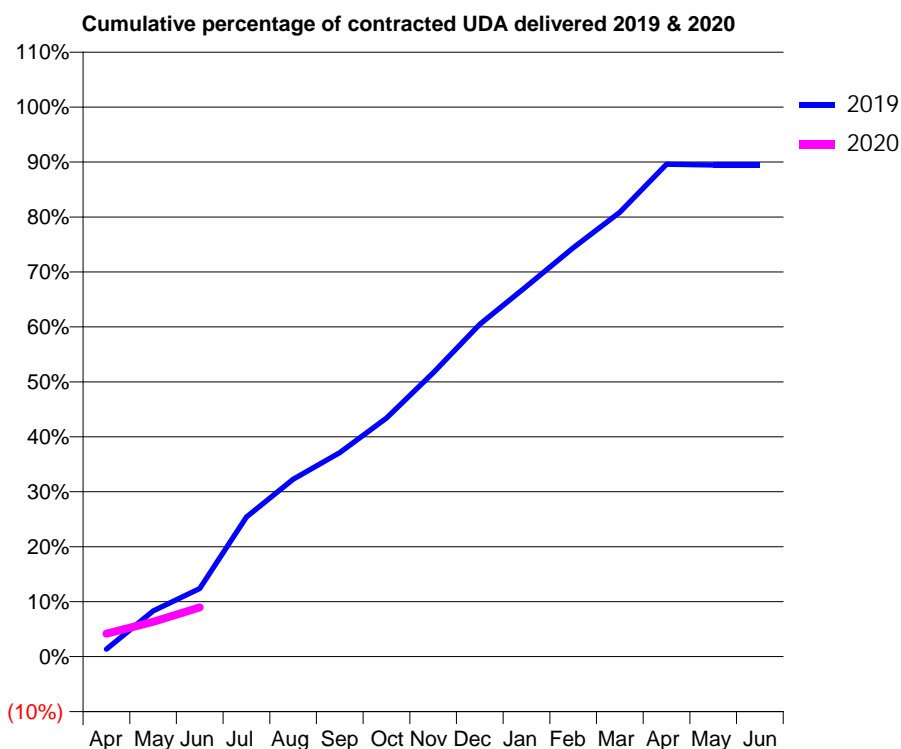
19/20 Contracted general activity (UDA)	5,046
Carry forward general activity (UDA)	0
19/20 Contracted orthodontic activity (UOA)	0
Carry forward orthodontic activity (UOA)	0
Baseline contract value	£159,562.11

ACCESS*

Patients seen in 24 months	Total	Change since previous quarter
Quarter ending June 2018	1,765	
Quarter ending September 2018	1,702	↓
Quarter ending December 2018	1,726	→
Quarter ending March 2019	1,663	↓
Quarter ending June 2019	1,472	↓
Variance since June 2018	(16.6%)	↓



ACTIVITY



Month	Adjusted Scheduled Activity (UDA)	
	2019	2020
April	68	211
May	419	320
June	625	453
July	1,283	
August	1,629	
September	1,873	
October	2,190	
November	2,607	
December	3,051	
January	3,400	
February	3,754	
March	4,080	
April	4,520	
May	4,513	
June	4,513	

QUALITY

	Quantity	Base Number	Contract	AT	Region	England
% of FP17s for the same patient ID Re-attending within 3 months - Children	5	132	3.8%	10.6%	10.6%	11.4%
% of FP17s for the same patient ID Re-attending within 3 months - Adults	27	307	8.8%	16.2%	15.2%	15.4%
% of FP17s for the same patient ID Re-attending between 3 & 9 months - Children	84	132	63.6%	56.9%	62.3%	59.8%
% of FP17s for the same patient ID Re-attending between 3 & 9 months - Adults	148	307	48.2%	50.1%	53.3%	52.1%
% of FP17s for Band 1 Urgent Courses	8	254	3.1%	10.0%	9.7%	9.2%
% of FP17s Relating to Free Repair or Replacements	4	254	1.6%	0.5%	0.6%	0.7%
% of FP17s Relating to Continuations	1	254	0.4%	0.7%	0.8%	0.8%
% of Patients satisfied with the dentistry they have received	0	0	N/A	92.0%	93.4%	93.4%
% of Patients satisfied with the time they had to wait for an appointment	0	0	N/A	85.6%	86.8%	87.6%

* This is based on patients treated on this contract for their most recent course of treatment. Figures in italics indicate the base number of FP17s or Patient Questionnaire responses are less than 100. N/A is shown where the base number of responses is less than 10 during the period. % is calculated as Quantity/Base number*100

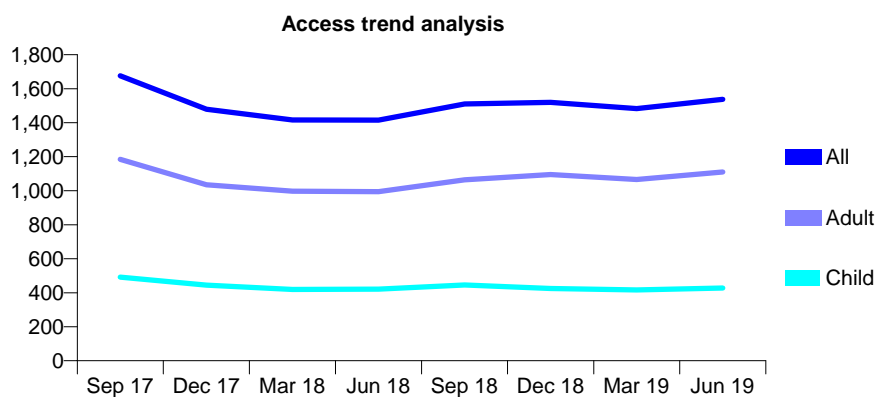
Q67 - Vital Signs At a Glance Contract Report for 125873/0003 - June 2019

Name or company name	Apex Dental Care Sturry Partnership
Contract type name	GDS Contract
Purpose of contract	General
Contract start date	01/01/2014
Contract end date	

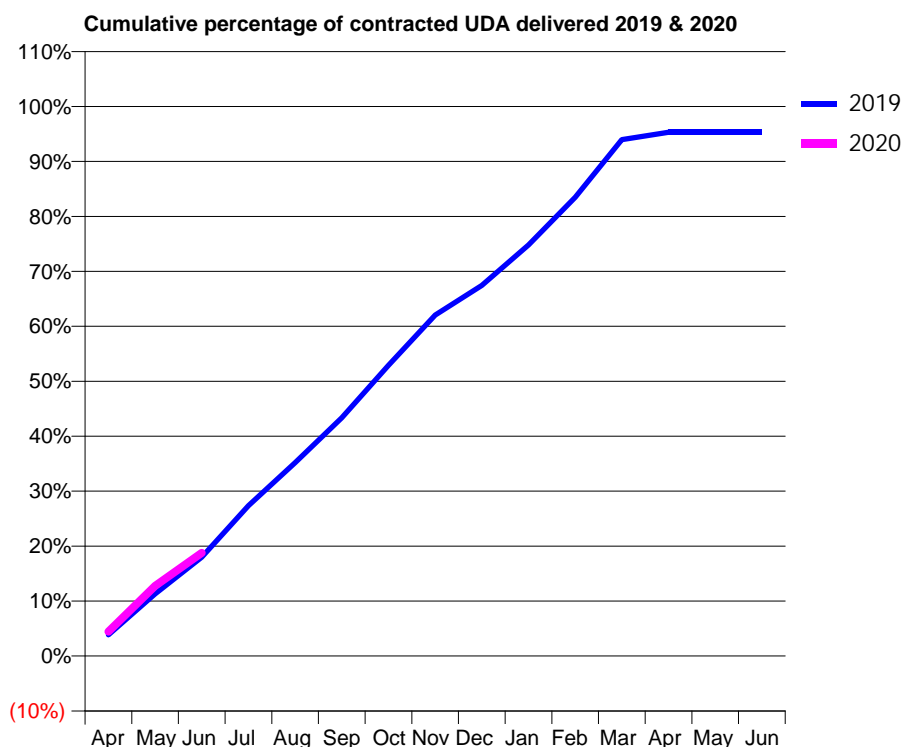
19/20 Contracted general activity (UDA)	3,998
Carry forward general activity (UDA)	0
19/20 Contracted orthodontic activity (UOA)	0
Carry forward orthodontic activity (UOA)	0
Baseline contract value	£94,737.27

ACCESS*

Patients seen in 24 months	Total	Change since previous quarter
Quarter ending June 2018	1,415	
Quarter ending September 2018	1,510	↑
Quarter ending December 2018	1,520	→
Quarter ending March 2019	1,483	↓
Quarter ending June 2019	1,538	↑
Variance since June 2018	8.7%	↑



ACTIVITY



Month	Adjusted Scheduled Activity (UDA)	
	2019	2020
April	155	178
May	452	511
June	719	751
July	1,094	
August	1,407	
September	1,733	
October	2,115	
November	2,480	
December	2,696	
January	2,991	
February	3,338	
March	3,757	
April	3,811	
May	3,811	
June	3,811	

QUALITY

	Quantity	Base Number	Contract	AT	Region	England
% of FP17s for the same patient ID Re-attending within 3 months - Children	4	115	3.5%	10.6%	10.6%	11.4%
% of FP17s for the same patient ID Re-attending within 3 months - Adults	32	329	9.7%	16.2%	15.2%	15.4%
% of FP17s for the same patient ID Re-attending between 3 & 9 months - Children	52	115	45.2%	56.9%	62.3%	59.8%
% of FP17s for the same patient ID Re-attending between 3 & 9 months - Adults	172	329	52.3%	50.1%	53.3%	52.1%
% of FP17s for Band 1 Urgent Courses	48	415	11.6%	10.0%	9.7%	9.2%
% of FP17s Relating to Free Repair or Replacements	4	415	1.0%	0.5%	0.6%	0.7%
% of FP17s Relating to Continuations	0	415	0.0%	0.7%	0.8%	0.8%
% of Patients satisfied with the dentistry they have received	0	0	N/A	92.0%	93.4%	93.4%
% of Patients satisfied with the time they had to wait for an appointment	0	0	N/A	85.6%	86.8%	87.6%

* This is based on patients treated on this contract for their most recent course of treatment. Figures in italics indicate the base number of FP17s or Patient Questionnaire responses are less than 100. N/A is shown where the base number of responses is less than 10 during the period. % is calculated as Quantity/Base number*100

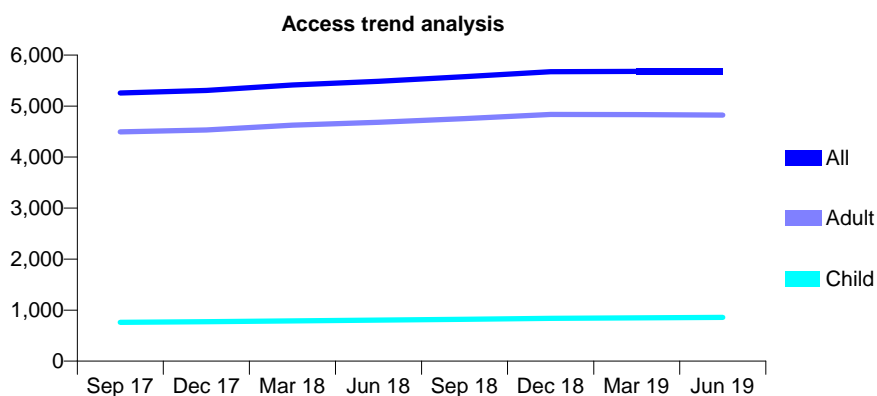
Q67 - Vital Signs At a Glance Contract Report for 127094/0001 - June 2019

Name or company name	Bute House Dental Surgery
Contract type name	GDS Contract
Purpose of contract	General
Contract start date	01/08/2014
Contract end date	

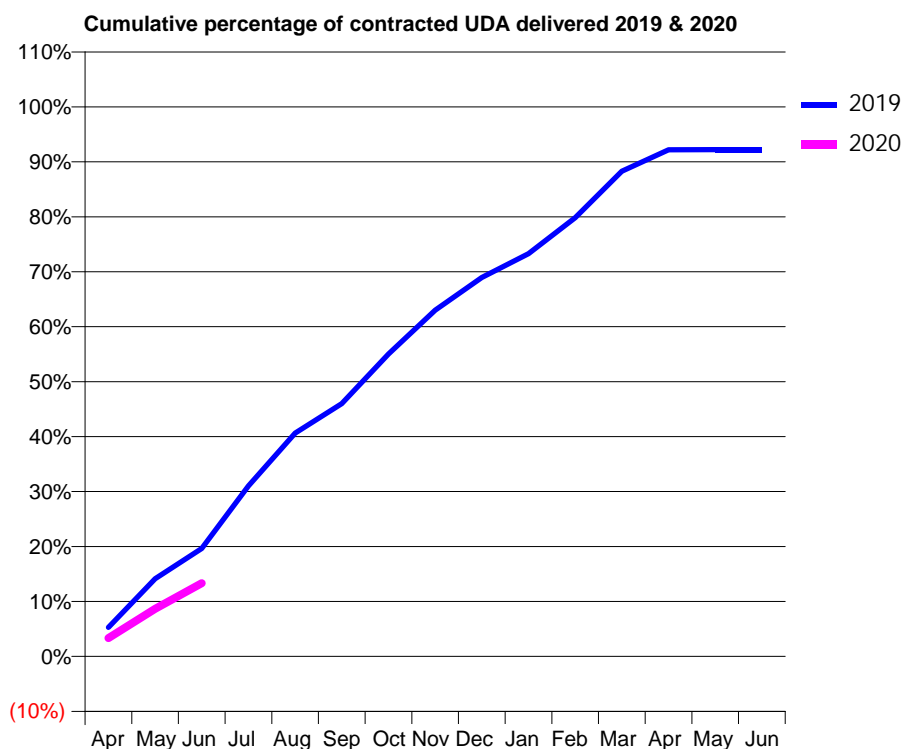
19/20 Contracted general activity (UDA)	15,312
Carry forward general activity (UDA)	0
19/20 Contracted orthodontic activity (UOA)	0
Carry forward orthodontic activity (UOA)	0
Baseline contract value	£352,256.64

ACCESS*

Patients seen in 24 months	Total	Change since previous quarter
Quarter ending June 2018	5,485	
Quarter ending September 2018	5,574	→
Quarter ending December 2018	5,675	→
Quarter ending March 2019	5,680	→
Quarter ending June 2019	5,679	→
Variance since June 2018	3.5%	↑



ACTIVITY



Month	2019	2020
April	807	509
May	2,165	1,328
June	3,009	2,044
July	4,750	
August	6,223	
September	7,042	
October	8,425	
November	9,648	
December	10,560	
January	11,219	
February	12,227	
March	13,518	
April	14,113	
May	14,118	
June	14,118	

QUALITY

	Quantity	Base Number	Contract	AT	Region	England
% of FP17s for the same patient ID Re-attending within 3 months - Children	9	227	4.0%	10.6%	10.6%	11.4%
% of FP17s for the same patient ID Re-attending within 3 months - Adults	214	1,515	14.1%	16.2%	15.2%	15.4%
% of FP17s for the same patient ID Re-attending between 3 & 9 months - Children	125	227	55.1%	56.9%	62.3%	59.8%
% of FP17s for the same patient ID Re-attending between 3 & 9 months - Adults	897	1,515	59.2%	50.1%	53.3%	52.1%
% of FP17s for Band 1 Urgent Courses	93	1,236	7.5%	10.0%	9.7%	9.2%
% of FP17s Relating to Free Repair or Replacements	1	1,236	0.1%	0.5%	0.6%	0.7%
% of FP17s Relating to Continuations	6	1,236	0.5%	0.7%	0.8%	0.8%
% of Patients satisfied with the dentistry they have received	4	5	N/A	92.0%	93.4%	93.4%
% of Patients satisfied with the time they had to wait for an appointment	4	5	N/A	85.6%	86.8%	87.6%

* This is based on patients treated on this contract for their most recent course of treatment. Figures in italics indicate the base number of FP17s or Patient Questionnaire responses are less than 100. N/A is shown where the base number of responses is less than 10 during the period. % is calculated as Quantity/Base number*100

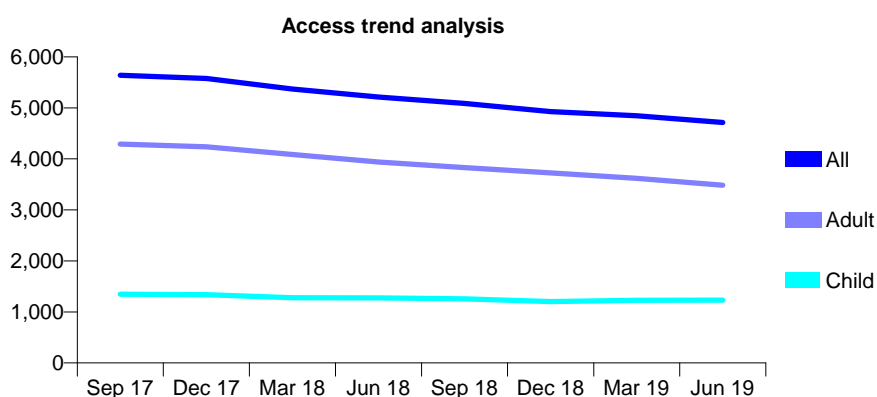
Q67 - Vital Signs At a Glance Contract Report for 138851/0001 - June 2019

Name or company name	Longford Dental Centre
Contract type name	GDS Contract
Purpose of contract	General
Contract start date	01/07/2009
Contract end date	

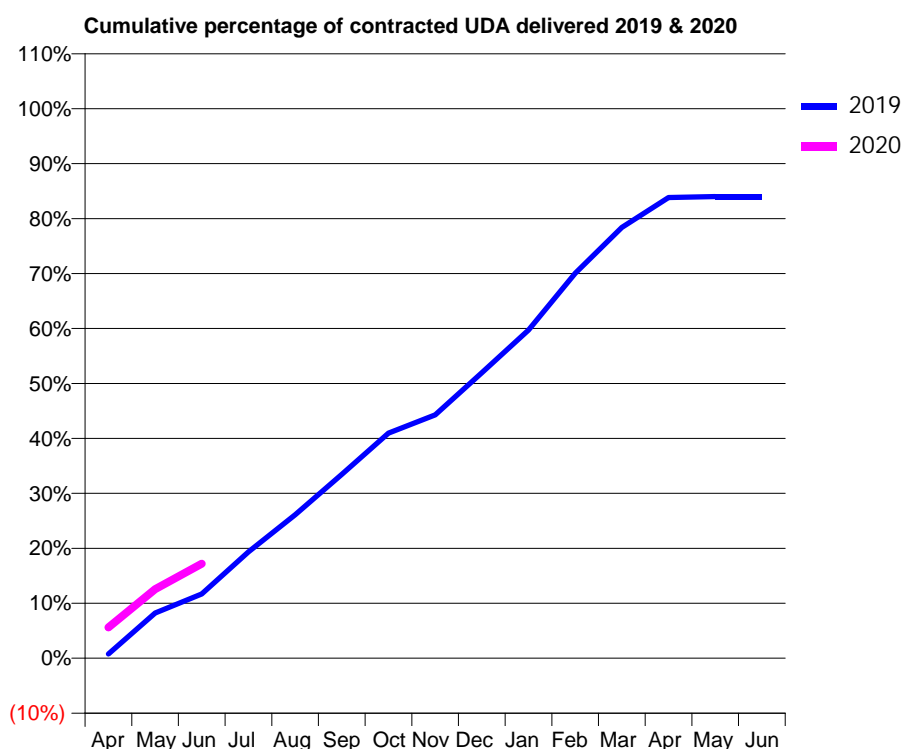
19/20 Contracted general activity (UDA)	14,628
Carry forward general activity (UDA)	0
19/20 Contracted orthodontic activity (UOA)	0
Carry forward orthodontic activity (UOA)	0
Baseline contract value	£414,714.53

ACCESS*

Patients seen in 24 months	Total	Change since previous quarter
Quarter ending June 2018	5,213	
Quarter ending September 2018	5,085	↓
Quarter ending December 2018	4,927	↓
Quarter ending March 2019	4,847	↓
Quarter ending June 2019	4,713	↓
Variance since June 2018	(9.6%)	↓



ACTIVITY



Month	2019	2020
April	114	823
May	1,207	1,842
June	1,711	2,517
July	2,831	
August	3,818	
September	4,893	
October	5,989	
November	6,477	
December	7,599	
January	8,736	
February	10,246	
March	11,464	
April	12,261	
May	12,286	
June	12,286	

QUALITY

	Quantity	Base Number	Contract	AT	Region	England
% of FP17s for the same patient ID Re-attending within 3 months - Children	23	442	5.2%	10.6%	10.6%	11.4%
% of FP17s for the same patient ID Re-attending within 3 months - Adults	177	1,007	17.6%	16.2%	15.2%	15.4%
% of FP17s for the same patient ID Re-attending between 3 & 9 months - Children	137	442	31.0%	56.9%	62.3%	59.8%
% of FP17s for the same patient ID Re-attending between 3 & 9 months - Adults	185	1,007	18.4%	50.1%	53.3%	52.1%
% of FP17s for Band 1 Urgent Courses	73	1,190	6.1%	10.0%	9.7%	9.2%
% of FP17s Relating to Free Repair or Replacements	24	1,190	2.0%	0.5%	0.6%	0.7%
% of FP17s Relating to Continuations	38	1,190	3.2%	0.7%	0.8%	0.8%
% of Patients satisfied with the dentistry they have received	1	1	N/A	92.0%	93.4%	93.4%
% of Patients satisfied with the time they had to wait for an appointment	1	1	N/A	85.6%	86.8%	87.6%

* This is based on patients treated on this contract for their most recent course of treatment. Figures in italics indicate the base number of FP17s or Patient Questionnaire responses are less than 100. N/A is shown where the base number of responses is less than 10 during the period. % is calculated as Quantity/Base number*100

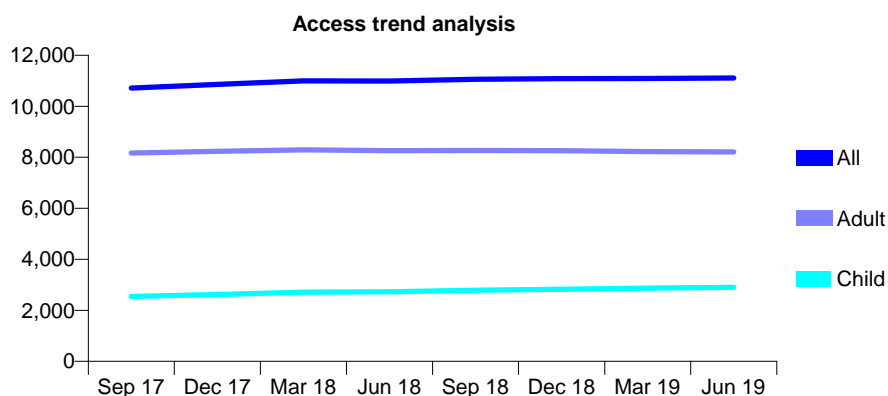
Q67 - Vital Signs At a Glance Contract Report for 141836/0001 - June 2019

Name or company name	Senacre Lodge Dental Practice
Contract type name	GDS Contract
Purpose of contract	General
Contract start date	01/03/2013
Contract end date	

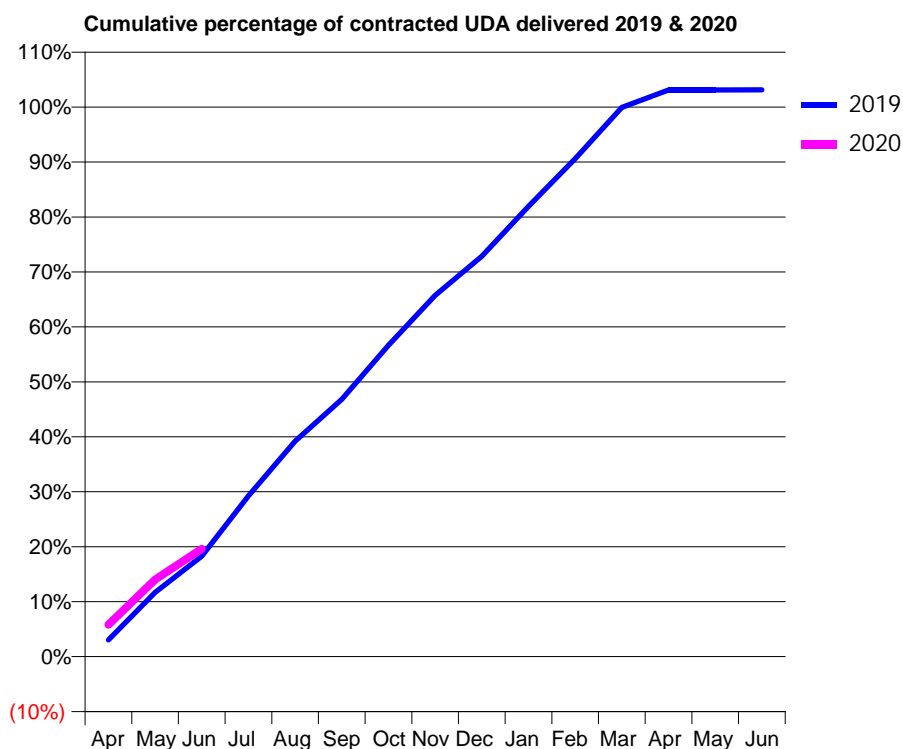
19/20 Contracted general activity (UDA)	27,844
Carry forward general activity (UDA)	0
19/20 Contracted orthodontic activity (UOA)	0
Carry forward orthodontic activity (UOA)	0
Baseline contract value	£704,676.45

ACCESS*

Patients seen in 24 months	Total	Change since previous quarter
Quarter ending June 2018	10,989	
Quarter ending September 2018	11,061	→
Quarter ending December 2018	11,081	→
Quarter ending March 2019	11,093	→
Quarter ending June 2019	11,110	→
Variance since June 2018	1.1%	→



ACTIVITY



Month	Adjusted Scheduled Activity (UDA)	
	2019	2020
April	849	1,619
May	3,260	3,906
June	5,089	5,460
July	8,146	
August	10,914	
September	13,037	
October	15,777	
November	18,308	
December	20,291	
January	22,815	
February	25,225	
March	27,829	
April	28,704	
May	28,709	
June	28,713	

QUALITY

	Quantity	Base Number	Contract	AT	Region	England
% of FP17s for the same patient ID Re-attending within 3 months - Children	40	1,038	3.9%	10.6%	10.6%	11.4%
% of FP17s for the same patient ID Re-attending within 3 months - Adults	383	2,861	13.4%	16.2%	15.2%	15.4%
% of FP17s for the same patient ID Re-attending between 3 & 9 months - Children	750	1,038	72.3%	56.9%	62.3%	59.8%
% of FP17s for the same patient ID Re-attending between 3 & 9 months - Adults	1,682	2,861	58.8%	50.1%	53.3%	52.1%
% of FP17s for Band 1 Urgent Courses	381	3,425	11.1%	10.0%	9.7%	9.2%
% of FP17s Relating to Free Repair or Replacements	18	3,425	0.5%	0.5%	0.6%	0.7%
% of FP17s Relating to Continuations	14	3,425	0.4%	0.7%	0.8%	0.8%
% of Patients satisfied with the dentistry they have received	9	11	81.8%	92.0%	93.4%	93.4%
% of Patients satisfied with the time they had to wait for an appointment	9	11	81.8%	85.6%	86.8%	87.6%

* This is based on patients treated on this contract for their most recent course of treatment. Figures in italics indicate the base number of FP17s or Patient Questionnaire responses are less than 100. N/A is shown where the base number of responses is less than 10 during the period. % is calculated as Quantity/Base number*100

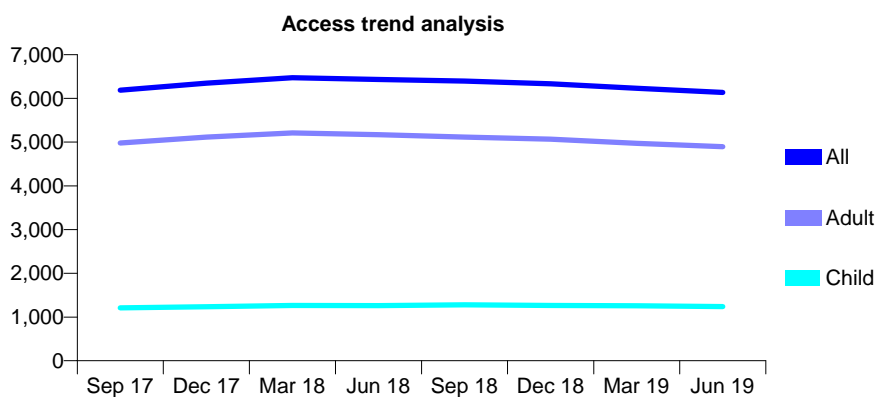
Q67 - Vital Signs At a Glance Contract Report for 141984/0002 - June 2019

Name or company name	Bank House Dental Practice Partnership
Contract type name	GDS Contract
Purpose of contract	General
Contract start date	01/12/2015
Contract end date	

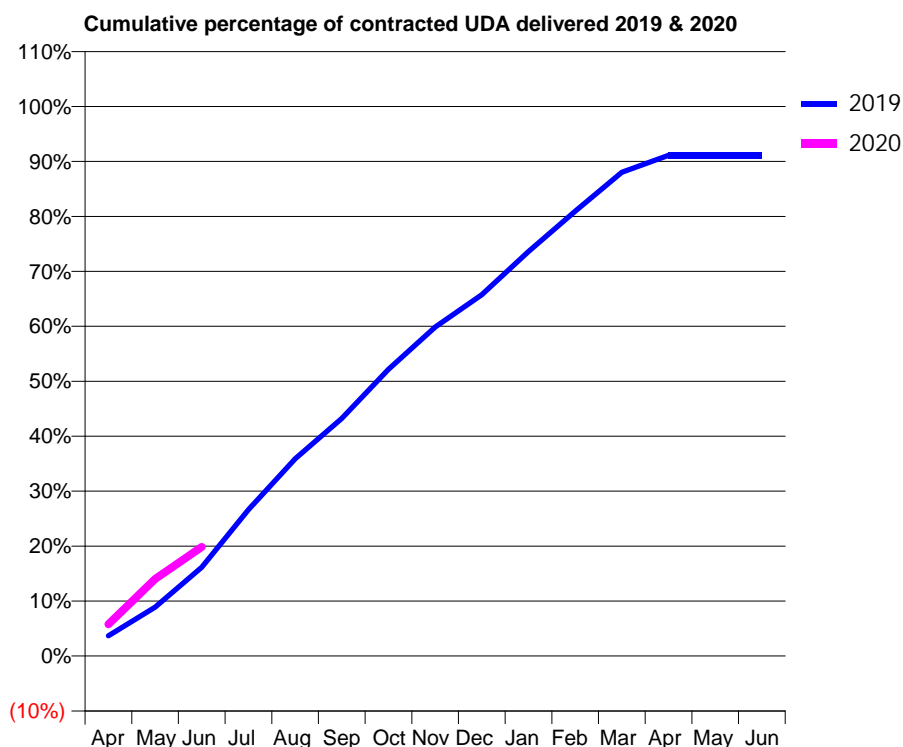
19/20 Contracted general activity (UDA)	17,369
Carry forward general activity (UDA)	0
19/20 Contracted orthodontic activity (UOA)	0
Carry forward orthodontic activity (UOA)	0
Baseline contract value	£550,645.51

ACCESS*

Patients seen in 24 months	Total	Change since previous quarter
Quarter ending June 2018	6,432	
Quarter ending September 2018	6,397	→
Quarter ending December 2018	6,334	→
Quarter ending March 2019	6,232	↓
Quarter ending June 2019	6,134	↓
Variance since June 2018	(4.6%)	↓



ACTIVITY



Month	Adjusted Scheduled Activity (UDA)	
	2019	2020
April	644	1,007
May	1,544	2,437
June	2,804	3,449
July	4,625	
August	6,235	
September	7,510	
October	9,063	
November	10,398	
December	11,420	
January	12,784	
February	14,060	
March	15,288	
April	15,825	
May	15,825	
June	15,825	

QUALITY

	Quantity	Base Number	Contract	AT	Region	England
% of FP17s for the same patient ID Re-attending within 3 months - Children	24	467	5.1%	10.6%	10.6%	11.4%
% of FP17s for the same patient ID Re-attending within 3 months - Adults	264	1,682	15.7%	16.2%	15.2%	15.4%
% of FP17s for the same patient ID Re-attending between 3 & 9 months - Children	275	467	58.9%	56.9%	62.3%	59.8%
% of FP17s for the same patient ID Re-attending between 3 & 9 months - Adults	928	1,682	55.2%	50.1%	53.3%	52.1%
% of FP17s for Band 1 Urgent Courses	186	1,854	10.0%	10.0%	9.7%	9.2%
% of FP17s Relating to Free Repair or Replacements	11	1,854	0.6%	0.5%	0.6%	0.7%
% of FP17s Relating to Continuations	16	1,854	0.9%	0.7%	0.8%	0.8%
% of Patients satisfied with the dentistry they have received	1	1	N/A	92.0%	93.4%	93.4%
% of Patients satisfied with the time they had to wait for an appointment	1	1	N/A	85.6%	86.8%	87.6%

* This is based on patients treated on this contract for their most recent course of treatment. Figures in italics indicate the base number of FP17s or Patient Questionnaire responses are less than 100. N/A is shown where the base number of responses is less than 10 during the period. % is calculated as Quantity/Base number*100

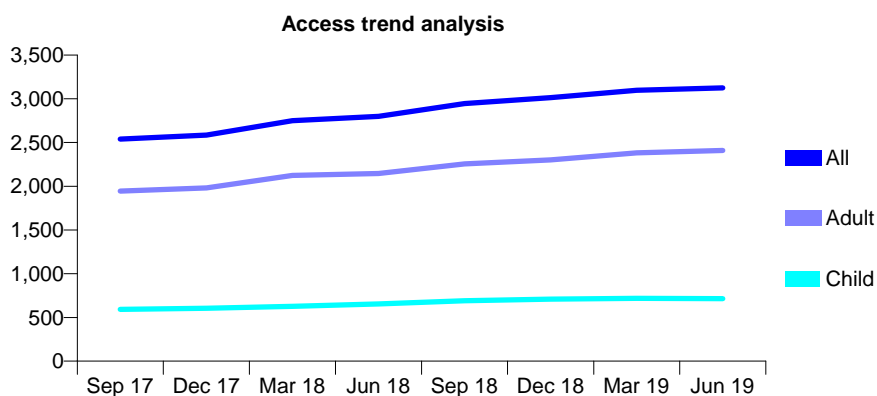
Q67 - Vital Signs At a Glance Contract Report for 143715/0001 - June 2019

Name or company name	Dr G Biant Ltd
Contract type name	GDS Contract
Purpose of contract	General
Contract start date	01/11/2010
Contract end date	

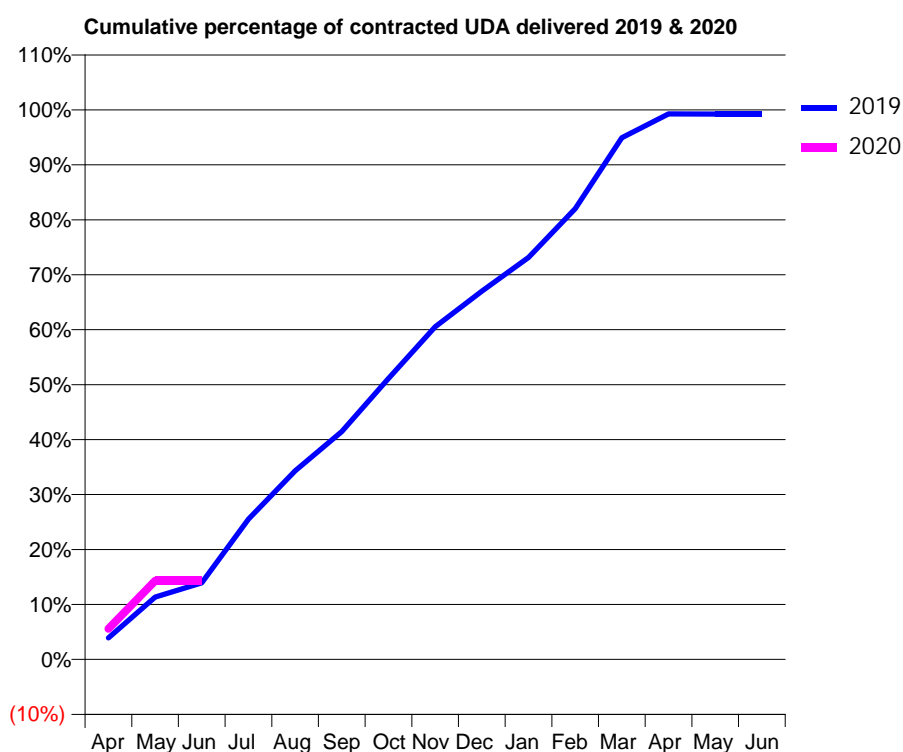
19/20 Contracted general activity (UDA)	7,515
Carry forward general activity (UDA)	0
19/20 Contracted orthodontic activity (UOA)	0
Carry forward orthodontic activity (UOA)	0
Baseline contract value	£221,539.04

ACCESS*

Patients seen in 24 months	Total	Change since previous quarter
Quarter ending June 2018	2,799	
Quarter ending September 2018	2,946	↑
Quarter ending December 2018	3,012	↑
Quarter ending March 2019	3,098	↑
Quarter ending June 2019	3,124	→
Variance since June 2018	11.6%	↑



ACTIVITY



Month	Adjusted Scheduled Activity (UDA)	
	2019	2020
April	295	419
May	852	1,076
June	1,048	1,076
July	1,920	
August	2,580	
September	3,115	
October	3,841	
November	4,548	
December	5,034	
January	5,495	
February	6,163	
March	7,132	
April	7,460	
May	7,459	
June	7,459	

QUALITY

	Quantity	Base Number	Contract	AT	Region	England
% of FP17s for the same patient ID Re-attending within 3 months - Children	17	182	9.3%	10.6%	10.6%	11.4%
% of FP17s for the same patient ID Re-attending within 3 months - Adults	94	588	16.0%	16.2%	15.2%	15.4%
% of FP17s for the same patient ID Re-attending between 3 & 9 months - Children	91	182	50.0%	56.9%	62.3%	59.8%
% of FP17s for the same patient ID Re-attending between 3 & 9 months - Adults	290	588	49.3%	50.1%	53.3%	52.1%
% of FP17s for Band 1 Urgent Courses	68	604	11.3%	10.0%	9.7%	9.2%
% of FP17s Relating to Free Repair or Replacements	7	604	1.2%	0.5%	0.6%	0.7%
% of FP17s Relating to Continuations	0	604	0.0%	0.7%	0.8%	0.8%
% of Patients satisfied with the dentistry they have received	8	8	N/A	92.0%	93.4%	93.4%
% of Patients satisfied with the time they had to wait for an appointment	8	8	N/A	85.6%	86.8%	87.6%

* This is based on patients treated on this contract for their most recent course of treatment. Figures in italics indicate the base number of FP17s or Patient Questionnaire responses are less than 100. N/A is shown where the base number of responses is less than 10 during the period. % is calculated as Quantity/Base number*100

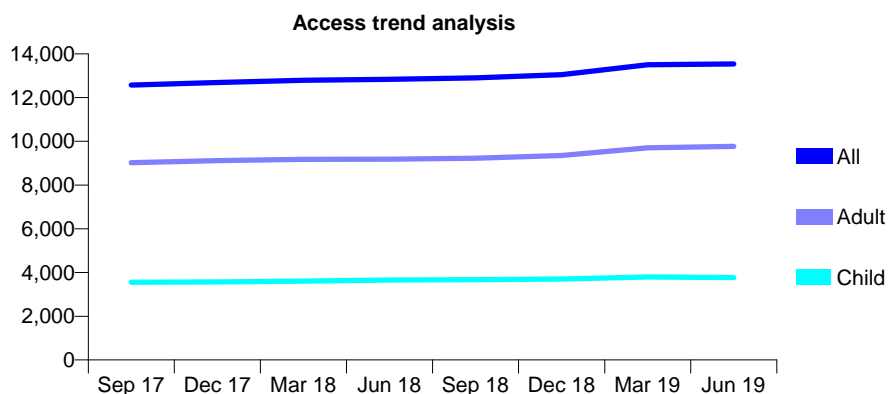
Q67 - Vital Signs At a Glance Contract Report for 145580/0001 - June 2019

Name or company name	Oradent Kent Ltd
Contract type name	GDS Contract
Purpose of contract	General
Contract start date	01/04/2008
Contract end date	

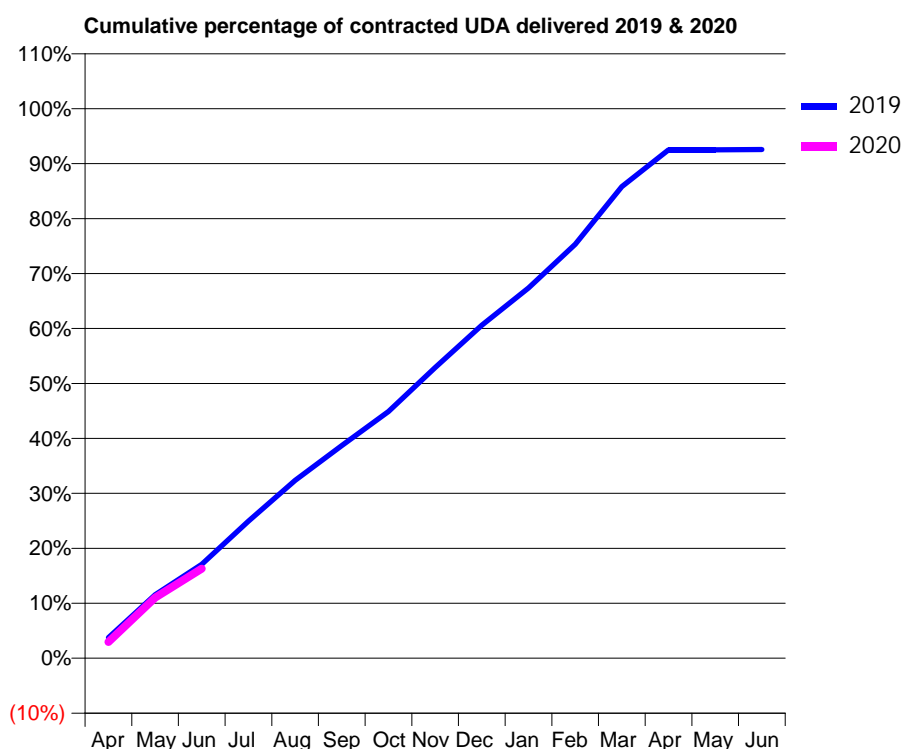
19/20 Contracted general activity (UDA)	34,556
Carry forward general activity (UDA)	0
19/20 Contracted orthodontic activity (UOA)	0
Carry forward orthodontic activity (UOA)	0
Baseline contract value	£801,550.07

ACCESS*

Patients seen in 24 months	Total	Change since previous quarter
Quarter ending June 2018	12,839	
Quarter ending September 2018	12,897	→
Quarter ending December 2018	13,051	→
Quarter ending March 2019	13,500	↑
Quarter ending June 2019	13,538	→
Variance since June 2018	5.4%	↑



ACTIVITY



Month	2019	2020
April	1,562	1,029
May	4,803	3,808
June	7,109	5,635
July	10,357	
August	13,452	
September	16,077	
October	18,663	
November	21,976	
December	25,173	
January	27,997	
February	31,294	
March	35,655	
April	38,441	
May	38,442	
June	38,467	

QUALITY

	Quantity	Base Number	Contract	AT	Region	England
% of FP17s for the same patient ID Re-attending within 3 months - Children	141	1,299	10.9%	10.6%	10.6%	11.4%
% of FP17s for the same patient ID Re-attending within 3 months - Adults	504	3,111	16.2%	16.2%	15.2%	15.4%
% of FP17s for the same patient ID Re-attending between 3 & 9 months - Children	796	1,299	61.3%	56.9%	62.3%	59.8%
% of FP17s for the same patient ID Re-attending between 3 & 9 months - Adults	1,610	3,111	51.8%	50.1%	53.3%	52.1%
% of FP17s for Band 1 Urgent Courses	439	3,397	12.9%	10.0%	9.7%	9.2%
% of FP17s Relating to Free Repair or Replacements	21	3,397	0.6%	0.5%	0.6%	0.7%
% of FP17s Relating to Continuations	4	3,397	0.1%	0.7%	0.8%	0.8%
% of Patients satisfied with the dentistry they have received	6	7	N/A	92.0%	93.4%	93.4%
% of Patients satisfied with the time they had to wait for an appointment	7	7	N/A	85.6%	86.8%	87.6%

* This is based on patients treated on this contract for their most recent course of treatment.

Figures in italics indicate the base number of FP17s or Patient Questionnaire responses are less than 100. N/A is shown where the base number of responses is less than 10 during the period. % is calculated as Quantity/Base number*100

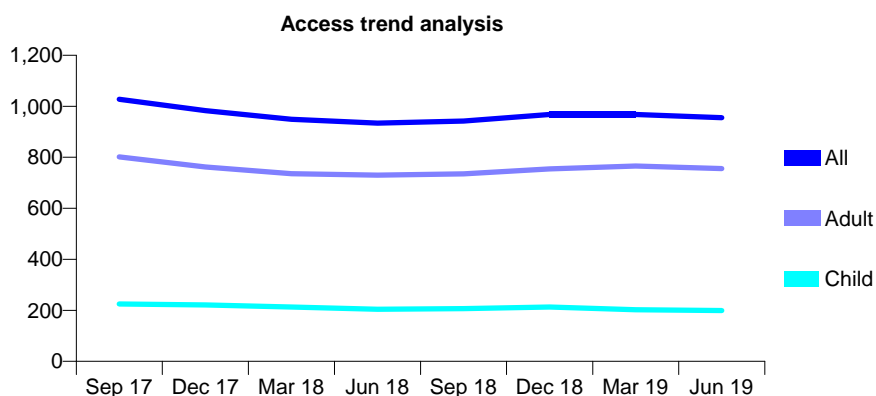
Q67 - Vital Signs At a Glance Contract Report for 145580/0002 - June 2019

Name or company name	Oradent Kent Ltd
Contract type name	GDS Contract
Purpose of contract	General
Contract start date	01/04/2008
Contract end date	

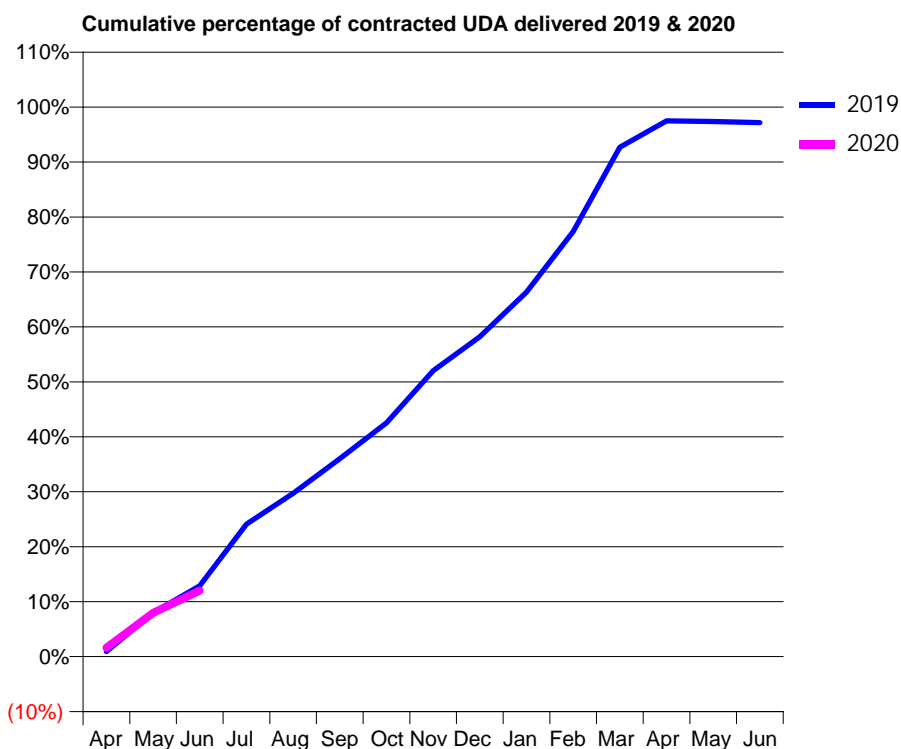
19/20 Contracted general activity (UDA)	3,354
Carry forward general activity (UDA)	0
19/20 Contracted orthodontic activity (UOA)	0
Carry forward orthodontic activity (UOA)	0
Baseline contract value	£82,841.38

ACCESS*

Patients seen in 24 months	Total	Change since previous quarter
Quarter ending June 2018	934	
Quarter ending September 2018	942	→
Quarter ending December 2018	968	↑
Quarter ending March 2019	968	→
Quarter ending June 2019	955	↓
Variance since June 2018	2.2%	↑



ACTIVITY



Month	Adjusted Scheduled Activity (UDA)	
	2019	2020
April	30	54
May	268	267
June	433	403
July	809	
August	997	
September	1,209	
October	1,426	
November	1,744	
December	1,952	
January	2,225	
February	2,594	
March	3,109	
April	3,270	
May	3,266	
June	3,259	

QUALITY

	Quantity	Base Number	Contract	AT	Region	England
% of FP17s for the same patient ID Re-attending within 3 months - Children	3	48	6.3%	10.6%	10.6%	11.4%
% of FP17s for the same patient ID Re-attending within 3 months - Adults	19	179	10.6%	16.2%	15.2%	15.4%
% of FP17s for the same patient ID Re-attending between 3 & 9 months - Children	18	48	37.5%	56.9%	62.3%	59.8%
% of FP17s for the same patient ID Re-attending between 3 & 9 months - Adults	81	179	45.3%	50.1%	53.3%	52.1%
% of FP17s for Band 1 Urgent Courses	5	170	2.9%	10.0%	9.7%	9.2%
% of FP17s Relating to Free Repair or Replacements	0	170	0.0%	0.5%	0.6%	0.7%
% of FP17s Relating to Continuations	0	170	0.0%	0.7%	0.8%	0.8%
% of Patients satisfied with the dentistry they have received	0	0	N/A	92.0%	93.4%	93.4%
% of Patients satisfied with the time they had to wait for an appointment	0	0	N/A	85.6%	86.8%	87.6%

* This is based on patients treated on this contract for their most recent course of treatment. Figures in italics indicate the base number of FP17s or Patient Questionnaire responses are less than 100. N/A is shown where the base number of responses is less than 10 during the period. % is calculated as Quantity/Base number*100

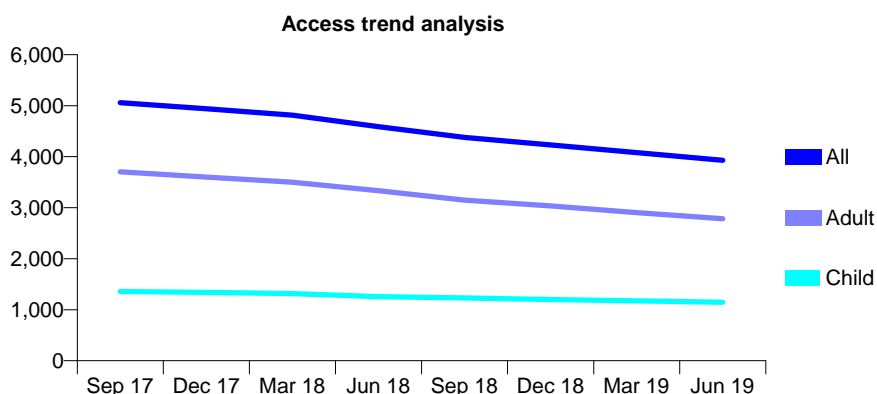
Q67 - Vital Signs At a Glance Contract Report for 146633/0001 - June 2019

Name or company name	South England Dental Practice Partnership
Contract type name	GDS Contract
Purpose of contract	General
Contract start date	01/09/2013
Contract end date	

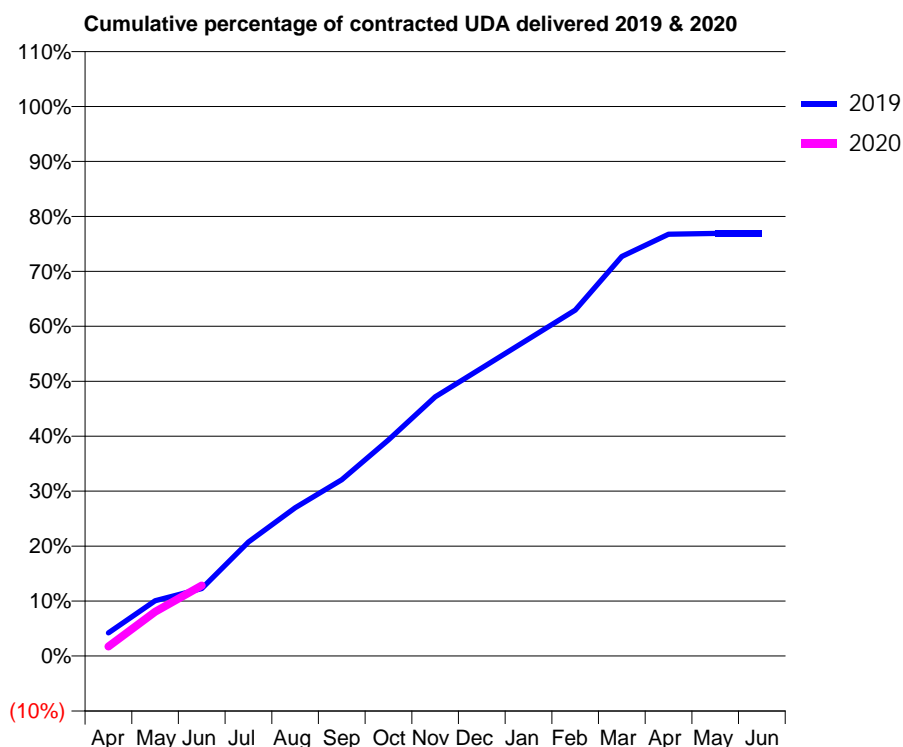
19/20 Contracted general activity (UDA)	12,500
Carry forward general activity (UDA)	0
19/20 Contracted orthodontic activity (UOA)	0
Carry forward orthodontic activity (UOA)	0
Baseline contract value	£369,111.28

ACCESS*

Patients seen in 24 months	Total	Change since previous quarter
Quarter ending June 2018	4,588	
Quarter ending September 2018	4,377	↓
Quarter ending December 2018	4,232	↓
Quarter ending March 2019	4,079	↓
Quarter ending June 2019	3,930	↓
Variance since June 2018	(14.3%)	↓



ACTIVITY



Month	Adjusted Scheduled Activity (UDA)	
	2019	2020
April	527	218
May	1,259	1,008
June	1,534	1,603
July	2,596	
August	3,375	
September	4,009	
October	4,916	
November	5,897	
December	6,550	
January	7,210	
February	7,866	
March	9,086	
April	9,592	
May	9,612	
June	9,612	

QUALITY

	Quantity	Base Number	Contract	AT	Region	England
% of FP17s for the same patient ID Re-attending within 3 months - Children	18	320	5.6%	10.6%	10.6%	11.4%
% of FP17s for the same patient ID Re-attending within 3 months - Adults	63	676	9.3%	16.2%	15.2%	15.4%
% of FP17s for the same patient ID Re-attending between 3 & 9 months - Children	132	320	41.3%	56.9%	62.3%	59.8%
% of FP17s for the same patient ID Re-attending between 3 & 9 months - Adults	285	676	42.2%	50.1%	53.3%	52.1%
% of FP17s for Band 1 Urgent Courses	69	805	8.6%	10.0%	9.7%	9.2%
% of FP17s Relating to Free Repair or Replacements	3	805	0.4%	0.5%	0.6%	0.7%
% of FP17s Relating to Continuations	2	805	0.2%	0.7%	0.8%	0.8%
% of Patients satisfied with the dentistry they have received	3	4	N/A	92.0%	93.4%	93.4%
% of Patients satisfied with the time they had to wait for an appointment	3	4	N/A	85.6%	86.8%	87.6%

* This is based on patients treated on this contract for their most recent course of treatment. Figures in italics indicate the base number of FP17s or Patient Questionnaire responses are less than 100. N/A is shown where the base number of responses is less than 10 during the period. % is calculated as Quantity/Base number*100

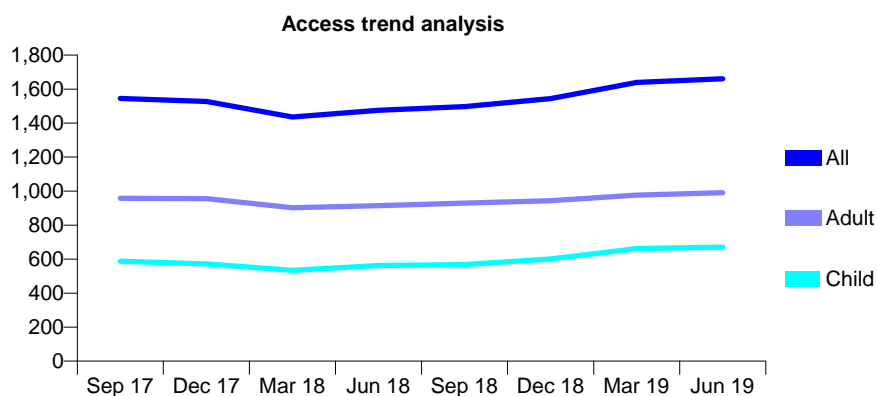
Q67 - Vital Signs At a Glance Contract Report for 146749/0001 - June 2019

Name or company name	Patiali Limited
Contract type name	GDS Contract
Purpose of contract	General
Contract start date	01/05/2011
Contract end date	

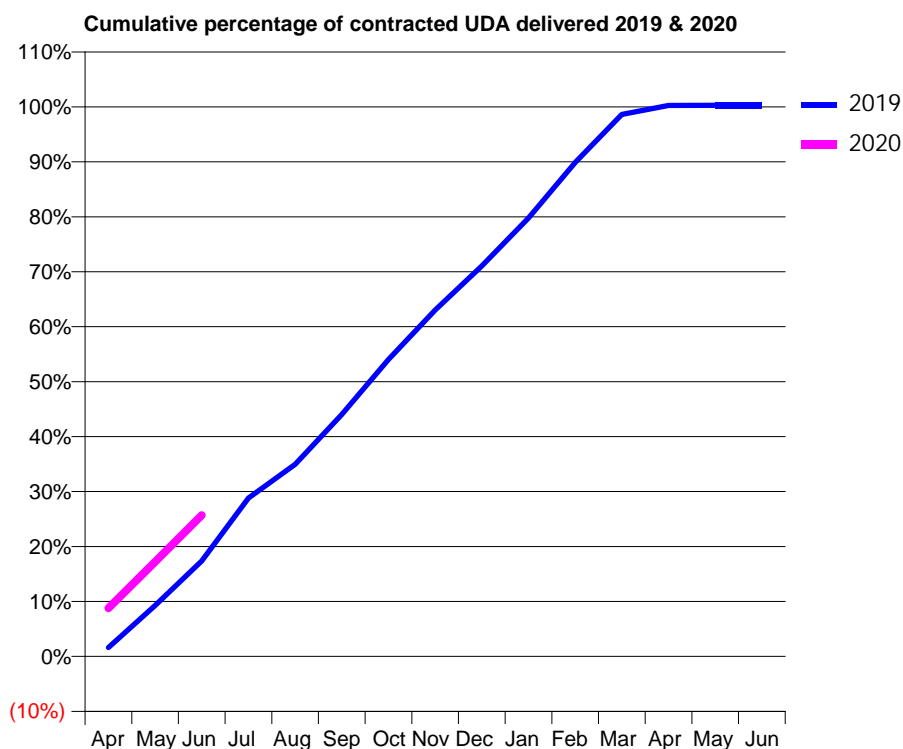
19/20 Contracted general activity (UDA)	4,395
Carry forward general activity (UDA)	0
19/20 Contracted orthodontic activity (UOA)	0
Carry forward orthodontic activity (UOA)	0
Baseline contract value	£112,796.47

ACCESS*

Patients seen in 24 months	Total	Change since previous quarter
Quarter ending June 2018	1,476	
Quarter ending September 2018	1,497	→
Quarter ending December 2018	1,544	↑
Quarter ending March 2019	1,639	↑
Quarter ending June 2019	1,661	→
Variance since June 2018	12.5%	↑



ACTIVITY



Month	2019	2020
April	71	385
May	408	758
June	764	1,130
July	1,267	
August	1,537	
September	1,936	
October	2,375	
November	2,770	
December	3,123	
January	3,506	
February	3,951	
March	4,333	
April	4,406	
May	4,407	
June	4,407	

QUALITY

	Quantity	Base Number	Contract	AT	Region	England
% of FP17s for the same patient ID Re-attending within 3 months - Children	26	261	10.0%	10.6%	10.6%	11.4%
% of FP17s for the same patient ID Re-attending within 3 months - Adults	46	307	15.0%	16.2%	15.2%	15.4%
% of FP17s for the same patient ID Re-attending between 3 & 9 months - Children	137	261	52.5%	56.9%	62.3%	59.8%
% of FP17s for the same patient ID Re-attending between 3 & 9 months - Adults	165	307	53.7%	50.1%	53.3%	52.1%
% of FP17s for Band 1 Urgent Courses	46	518	8.9%	10.0%	9.7%	9.2%
% of FP17s Relating to Free Repair or Replacements	5	518	1.0%	0.5%	0.6%	0.7%
% of FP17s Relating to Continuations	0	518	0.0%	0.7%	0.8%	0.8%
% of Patients satisfied with the dentistry they have received	0	0	N/A	92.0%	93.4%	93.4%
% of Patients satisfied with the time they had to wait for an appointment	0	0	N/A	85.6%	86.8%	87.6%

* This is based on patients treated on this contract for their most recent course of treatment. Figures in italics indicate the base number of FP17s or Patient Questionnaire responses are less than 100. N/A is shown where the base number of responses is less than 10 during the period. % is calculated as Quantity/Base number*100

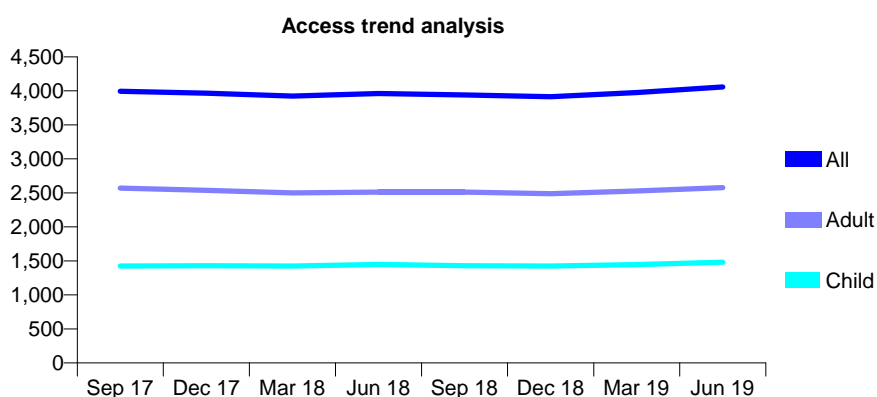
Q67 - Vital Signs At a Glance Contract Report for 146749/0002 - June 2019

Name or company name	Patiali Limited
Contract type name	GDS Contract
Purpose of contract	General
Contract start date	01/05/2011
Contract end date	

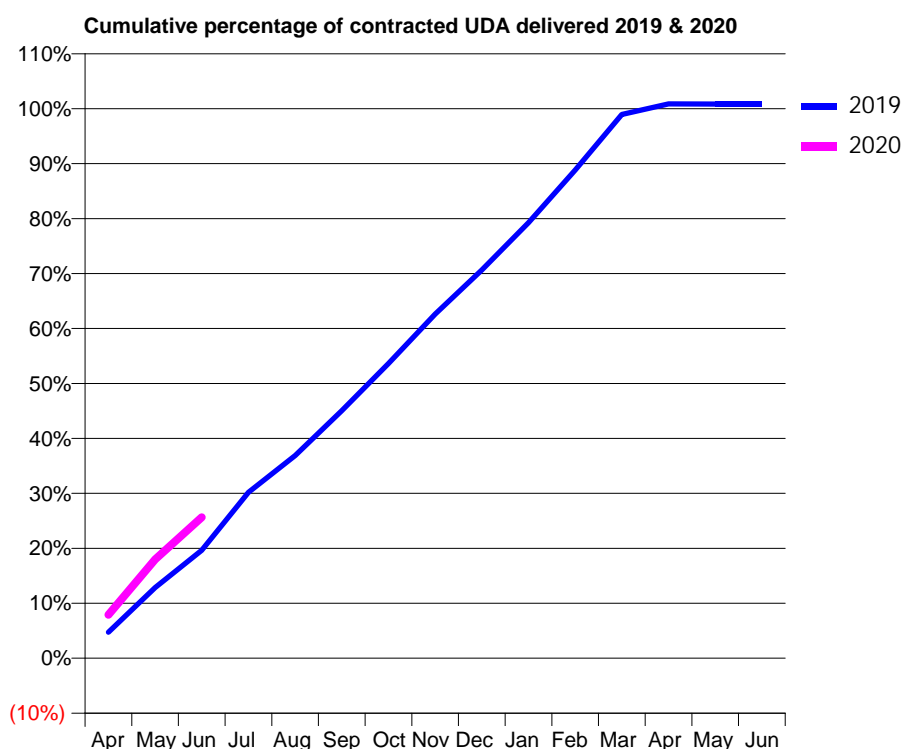
19/20 Contracted general activity (UDA)	9,536
Carry forward general activity (UDA)	0
19/20 Contracted orthodontic activity (UOA)	0
Carry forward orthodontic activity (UOA)	0
Baseline contract value	£255,676.67

ACCESS*

Patients seen in 24 months	Total	Change since previous quarter
Quarter ending June 2018	3,961	
Quarter ending September 2018	3,941	→
Quarter ending December 2018	3,914	→
Quarter ending March 2019	3,975	→
Quarter ending June 2019	4,058	↑
Variance since June 2018	2.4%	↑



ACTIVITY



Month	2019	2020
April	452	752
May	1,225	1,717
June	1,872	2,445
July	2,878	
August	3,517	
September	4,296	
October	5,114	
November	5,971	
December	6,734	
January	7,557	
February	8,472	
March	9,435	
April	9,618	
May	9,616	
June	9,617	

QUALITY

	Quantity	Base Number	Contract	AT	Region	England
% of FP17s for the same patient ID Re-attending within 3 months - Children	41	556	7.4%	10.6%	10.6%	11.4%
% of FP17s for the same patient ID Re-attending within 3 months - Adults	95	812	11.7%	16.2%	15.2%	15.4%
% of FP17s for the same patient ID Re-attending between 3 & 9 months - Children	335	556	60.3%	56.9%	62.3%	59.8%
% of FP17s for the same patient ID Re-attending between 3 & 9 months - Adults	396	812	48.8%	50.1%	53.3%	52.1%
% of FP17s for Band 1 Urgent Courses	61	1,123	5.4%	10.0%	9.7%	9.2%
% of FP17s Relating to Free Repair or Replacements	10	1,123	0.9%	0.5%	0.6%	0.7%
% of FP17s Relating to Continuations	1	1,123	0.1%	0.7%	0.8%	0.8%
% of Patients satisfied with the dentistry they have received	4	4	N/A	92.0%	93.4%	93.4%
% of Patients satisfied with the time they had to wait for an appointment	3	4	N/A	85.6%	86.8%	87.6%

* This is based on patients treated on this contract for their most recent course of treatment.

Figures in italics indicate the base number of FP17s or Patient Questionnaire responses are less than 100. N/A is shown where the base number of responses is less than 10 during the period. % is calculated as Quantity/Base number*100

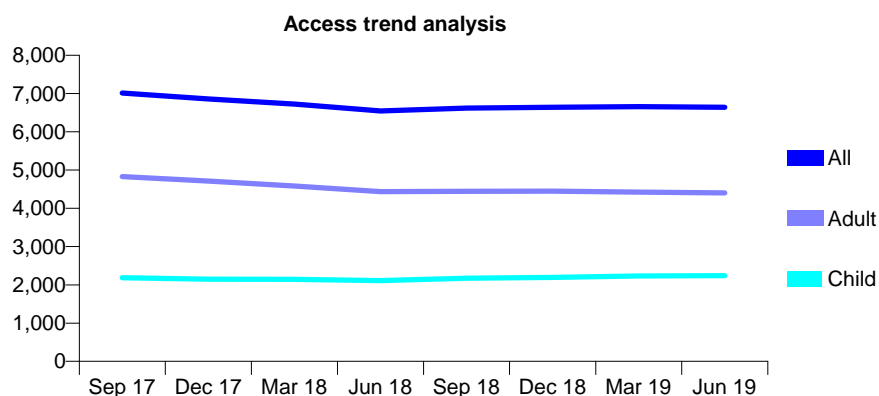
Q67 - Vital Signs At a Glance Contract Report for 148628/0001 - June 2019

Name or company name	Mr Mikhil Amin
Contract type name	GDS Contract
Purpose of contract	General
Contract start date	15/02/2014
Contract end date	

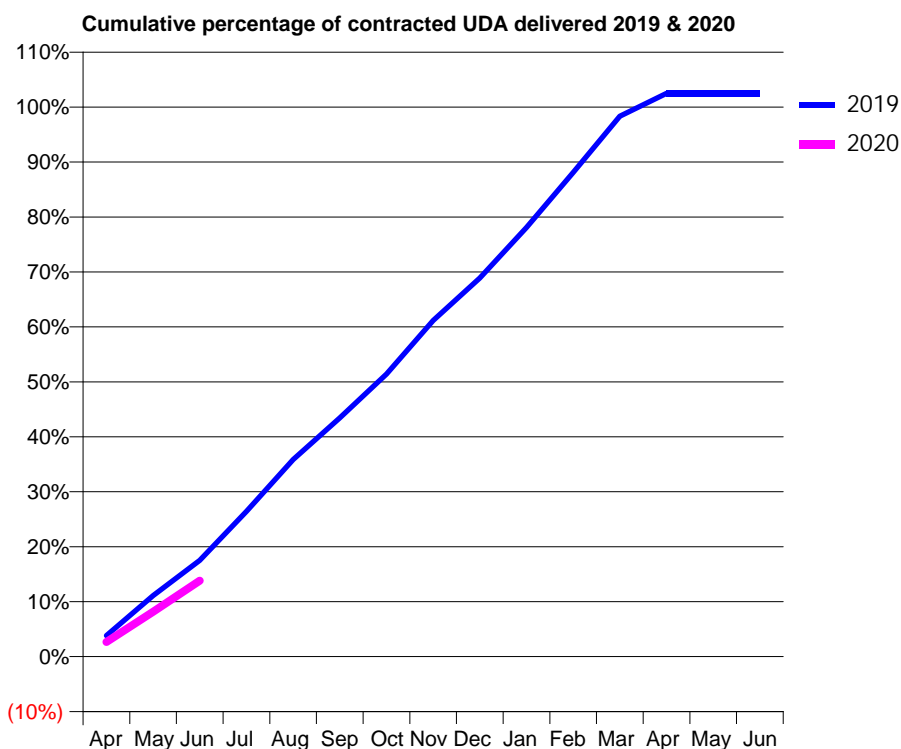
19/20 Contracted general activity (UDA)	18,214
Carry forward general activity (UDA)	0
19/20 Contracted orthodontic activity (UOA)	0
Carry forward orthodontic activity (UOA)	0
Baseline contract value	£526,557.49

ACCESS*

Patients seen in 24 months	Total	Change since previous quarter
Quarter ending June 2018	6,546	
Quarter ending September 2018	6,622	→
Quarter ending December 2018	6,644	→
Quarter ending March 2019	6,657	→
Quarter ending June 2019	6,642	→
Variance since June 2018	1.5%	→



ACTIVITY



Month	Adjusted Scheduled Activity (UDA)	
	2019	2020
April	701	485
May	2,024	1,486
June	3,192	2,519
July	4,813	
August	6,528	
September	7,910	
October	9,363	
November	11,142	
December	12,545	
January	14,226	
February	16,047	
March	17,913	
April	18,666	
May	18,668	
June	18,669	

QUALITY

	Quantity	Base Number	Contract	AT	Region	England
% of FP17s for the same patient ID Re-attending within 3 months - Children	45	663	6.8%	10.6%	10.6%	11.4%
% of FP17s for the same patient ID Re-attending within 3 months - Adults	122	1,015	12.0%	16.2%	15.2%	15.4%
% of FP17s for the same patient ID Re-attending between 3 & 9 months - Children	337	663	50.8%	56.9%	62.3%	59.8%
% of FP17s for the same patient ID Re-attending between 3 & 9 months - Adults	513	1,015	50.5%	50.1%	53.3%	52.1%
% of FP17s for Band 1 Urgent Courses	141	1,351	10.4%	10.0%	9.7%	9.2%
% of FP17s Relating to Free Repair or Replacements	5	1,351	0.4%	0.5%	0.6%	0.7%
% of FP17s Relating to Continuations	4	1,351	0.3%	0.7%	0.8%	0.8%
% of Patients satisfied with the dentistry they have received	5	5	N/A	92.0%	93.4%	93.4%
% of Patients satisfied with the time they had to wait for an appointment	4	5	N/A	85.6%	86.8%	87.6%

* This is based on patients treated on this contract for their most recent course of treatment. Figures in italics indicate the base number of FP17s or Patient Questionnaire responses are less than 100. N/A is shown where the base number of responses is less than 10 during the period. % is calculated as Quantity/Base number*100

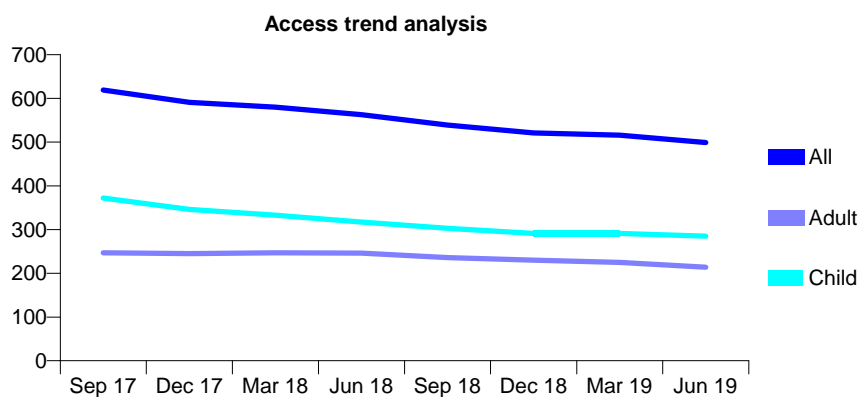
Q67 - Vital Signs At a Glance Contract Report for 149446/0001 - June 2019

Name or company name	Calverley Dental Practice
Contract type name	GDS Contract
Purpose of contract	General
Contract start date	01/08/2012
Contract end date	

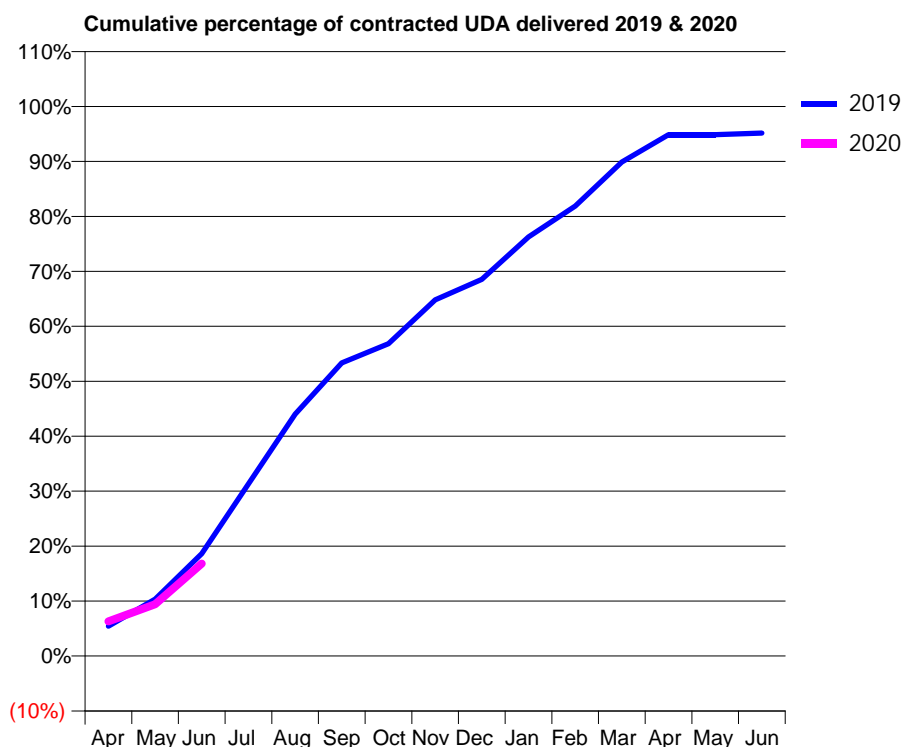
19/20 Contracted general activity (UDA)	1,018
Carry forward general activity (UDA)	0
19/20 Contracted orthodontic activity (UOA)	0
Carry forward orthodontic activity (UOA)	0
Baseline contract value	£25,763.69

ACCESS*

Patients seen in 24 months	Total	Change since previous quarter
Quarter ending June 2018	563	
Quarter ending September 2018	539	↓
Quarter ending December 2018	521	↓
Quarter ending March 2019	516	→
Quarter ending June 2019	499	↓
Variance since June 2018	(11.4%)	↓



ACTIVITY



Month	Adjusted Scheduled Activity (UDA)	
	2019	2020
April	55	64
May	105	96
June	190	171
July	319	
August	448	
September	543	
October	578	
November	660	
December	698	
January	776	
February	834	
March	915	
April	966	
May	966	
June	969	

QUALITY

	Quantity	Base Number	Contract	AT	Region	England
% of FP17s for the same patient ID Re-attending within 3 months - Children	2	69	2.9%	10.6%	10.6%	11.4%
% of FP17s for the same patient ID Re-attending within 3 months - Adults	9	48	18.8%	16.2%	15.2%	15.4%
% of FP17s for the same patient ID Re-attending between 3 & 9 months - Children	19	69	27.5%	56.9%	62.3%	59.8%
% of FP17s for the same patient ID Re-attending between 3 & 9 months - Adults	20	48	41.7%	50.1%	53.3%	52.1%
% of FP17s for Band 1 Urgent Courses	1	96	1.0%	10.0%	9.7%	9.2%
% of FP17s Relating to Free Repair or Replacements	0	96	0.0%	0.5%	0.6%	0.7%
% of FP17s Relating to Continuations	0	96	0.0%	0.7%	0.8%	0.8%
% of Patients satisfied with the dentistry they have received	0	0	N/A	92.0%	93.4%	93.4%
% of Patients satisfied with the time they had to wait for an appointment	0	0	N/A	85.6%	86.8%	87.6%

* This is based on patients treated on this contract for their most recent course of treatment. Figures in italics indicate the base number of FP17s or Patient Questionnaire responses are less than 100. N/A is shown where the base number of responses is less than 10 during the period. % is calculated as Quantity/Base number*100

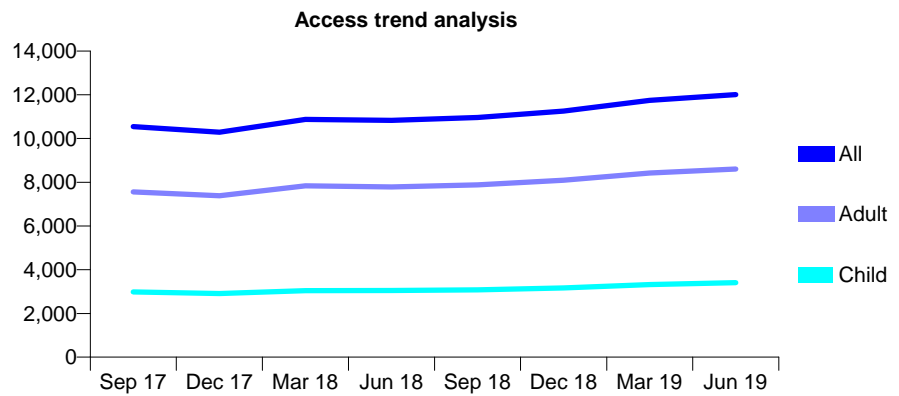
Q67 - Vital Signs At a Glance Contract Report for 152226/0001 - June 2019

Name or company name	Kentapol Limited
Contract type name	GDS Contract
Purpose of contract	General
Contract start date	02/02/2010
Contract end date	

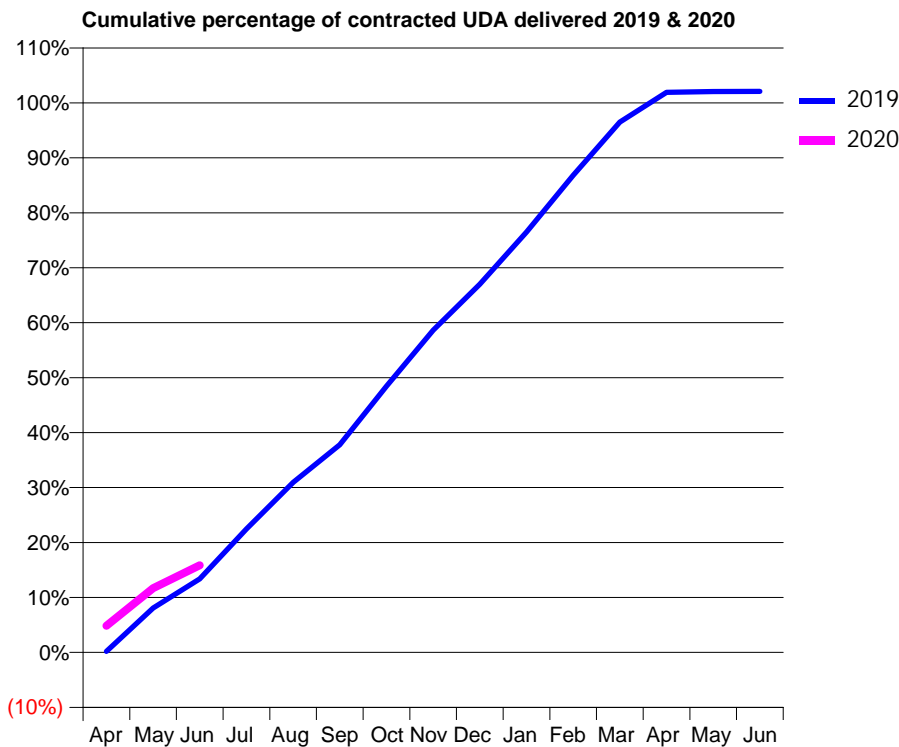
19/20 Contracted general activity (UDA)	32,000
Carry forward general activity (UDA)	0
19/20 Contracted orthodontic activity (UOA)	0
Carry forward orthodontic activity (UOA)	0
Baseline contract value	£721,416.69

ACCESS*

Patients seen in 24 months	Total	Change since previous quarter
Quarter ending June 2018	10,833	
Quarter ending September 2018	10,959	→
Quarter ending December 2018	11,254	↑
Quarter ending March 2019	11,743	↑
Quarter ending June 2019	12,010	↑
Variance since June 2018	10.9%	↑



ACTIVITY



Month	Adjusted Scheduled Activity (UDA)	
	2019	2020
April	69	1,550
May	2,592	3,741
June	4,284	5,078
July	7,191	
August	9,906	
September	12,096	
October	15,507	
November	18,767	
December	21,435	
January	24,482	
February	27,785	
March	30,878	
April	32,607	
May	32,658	
June	32,664	

QUALITY

	Quantity	Base Number	Contract	AT	Region	England
% of FP17s for the same patient ID Re-attending within 3 months - Children	113	1,008	11.2%	10.6%	10.6%	11.4%
% of FP17s for the same patient ID Re-attending within 3 months - Adults	459	2,482	18.5%	16.2%	15.2%	15.4%
% of FP17s for the same patient ID Re-attending between 3 & 9 months - Children	502	1,008	49.8%	56.9%	62.3%	59.8%
% of FP17s for the same patient ID Re-attending between 3 & 9 months - Adults	1,102	2,482	44.4%	50.1%	53.3%	52.1%
% of FP17s for Band 1 Urgent Courses	513	2,686	19.1%	10.0%	9.7%	9.2%
% of FP17s Relating to Free Repair or Replacements	32	2,686	1.2%	0.5%	0.6%	0.7%
% of FP17s Relating to Continuations	11	2,686	0.4%	0.7%	0.8%	0.8%
% of Patients satisfied with the dentistry they have received	10	13	76.9%	92.0%	93.4%	93.4%
% of Patients satisfied with the time they had to wait for an appointment	10	13	76.9%	85.6%	86.8%	87.6%

* This is based on patients treated on this contract for their most recent course of treatment. Figures in italics indicate the base number of FP17s or Patient Questionnaire responses are less than 100. N/A is shown where the base number of responses is less than 10 during the period. % is calculated as Quantity/Base number*100

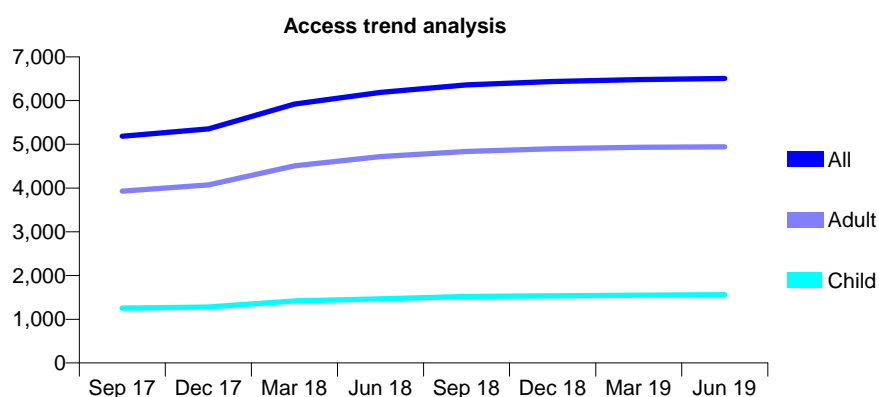
Q67 - Vital Signs At a Glance Contract Report for 152226/0002 - June 2019

Name or company name	Kentapol Limited
Contract type name	GDS Contract
Purpose of contract	General
Contract start date	04/01/2010
Contract end date	

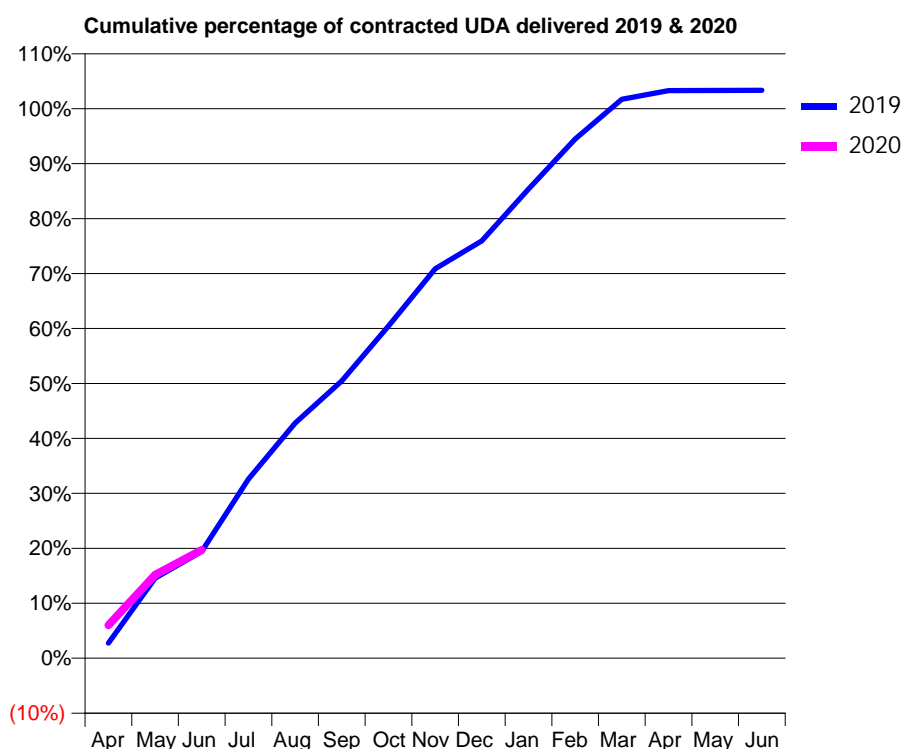
19/20 Contracted general activity (UDA)	16,000
Carry forward general activity (UDA)	0
19/20 Contracted orthodontic activity (UOA)	0
Carry forward orthodontic activity (UOA)	0
Baseline contract value	£366,882.83

ACCESS*

Patients seen in 24 months	Total	Change since previous quarter
Quarter ending June 2018	6,188	
Quarter ending September 2018	6,358	↑
Quarter ending December 2018	6,437	→
Quarter ending March 2019	6,481	→
Quarter ending June 2019	6,504	→
Variance since June 2018	5.1%	↑



ACTIVITY



Month	2019	2020
April	451	960
May	2,385	2,430
June	3,182	3,152
July	5,334	
August	7,000	
September	8,257	
October	9,886	
November	11,593	
December	12,423	
January	13,966	
February	15,458	
March	16,639	
April	16,899	
May	16,903	
June	16,906	

QUALITY

	Quantity	Base Number	Contract	AT	Region	England
% of FP17s for the same patient ID Re-attending within 3 months - Children	21	440	4.8%	10.6%	10.6%	11.4%
% of FP17s for the same patient ID Re-attending within 3 months - Adults	179	1,412	12.7%	16.2%	15.2%	15.4%
% of FP17s for the same patient ID Re-attending between 3 & 9 months - Children	296	440	67.3%	56.9%	62.3%	59.8%
% of FP17s for the same patient ID Re-attending between 3 & 9 months - Adults	802	1,412	56.8%	50.1%	53.3%	52.1%
% of FP17s for Band 1 Urgent Courses	211	1,674	12.6%	10.0%	9.7%	9.2%
% of FP17s Relating to Free Repair or Replacements	18	1,674	1.1%	0.5%	0.6%	0.7%
% of FP17s Relating to Continuations	4	1,674	0.2%	0.7%	0.8%	0.8%
% of Patients satisfied with the dentistry they have received	6	7	N/A	92.0%	93.4%	93.4%
% of Patients satisfied with the time they had to wait for an appointment	6	7	N/A	85.6%	86.8%	87.6%

* This is based on patients treated on this contract for their most recent course of treatment.

Figures in italics indicate the base number of FP17s or Patient Questionnaire responses are less than 100. N/A is shown where the base number of responses is less than 10 during the period. % is calculated as Quantity/Base number*100

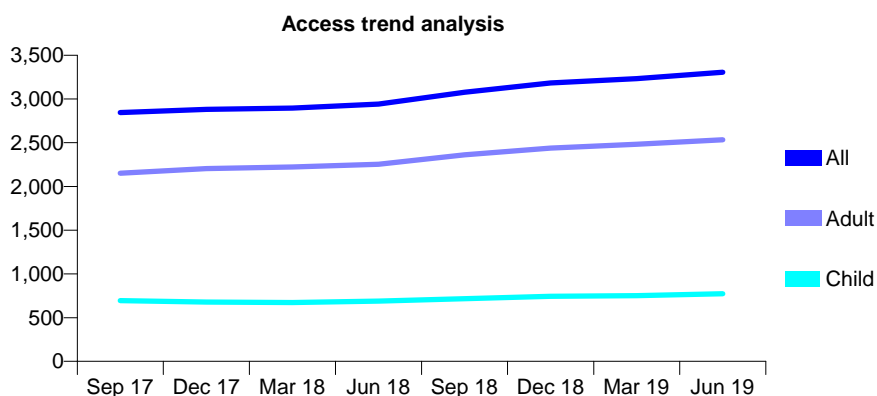
Q67 - Vital Signs At a Glance Contract Report for 153036/0001 - June 2019

Name or company name	Lydd Dental Care
Contract type name	GDS Contract
Purpose of contract	General
Contract start date	17/03/2014
Contract end date	

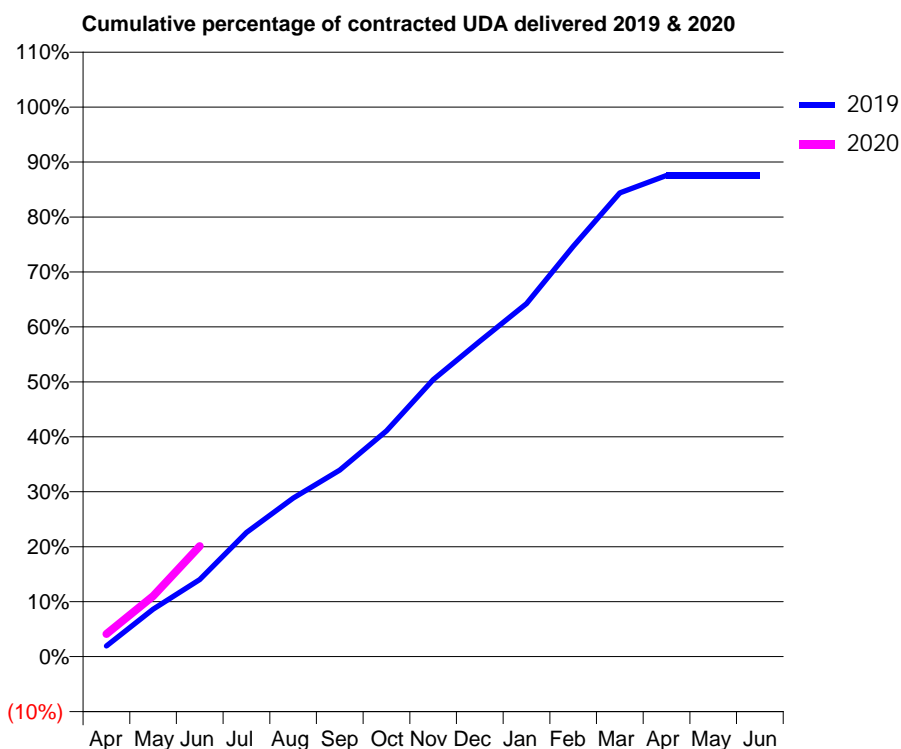
19/20 Contracted general activity (UDA)	10,202
Carry forward general activity (UDA)	0
19/20 Contracted orthodontic activity (UOA)	0
Carry forward orthodontic activity (UOA)	0
Baseline contract value	£234,701.34

ACCESS*

Patients seen in 24 months	Total	Change since previous quarter
Quarter ending June 2018	2,941	
Quarter ending September 2018	3,077	↑
Quarter ending December 2018	3,183	↑
Quarter ending March 2019	3,233	→
Quarter ending June 2019	3,306	↑
Variance since June 2018	12.4%	↑



ACTIVITY



Month	Adjusted Scheduled Activity (UDA)	
	2019	2020
April	245	420
May	1,100	1,124
June	1,783	2,052
July	2,867	
August	3,663	
September	4,311	
October	5,217	
November	6,402	
December	7,289	
January	8,156	
February	9,483	
March	10,718	
April	11,120	
May	11,119	
June	11,120	

QUALITY

	Quantity	Base Number	Contract	AT	Region	England
% of FP17s for the same patient ID Re-attending within 3 months - Children	25	300	8.3%	10.6%	10.6%	11.4%
% of FP17s for the same patient ID Re-attending within 3 months - Adults	134	974	13.8%	16.2%	15.2%	15.4%
% of FP17s for the same patient ID Re-attending between 3 & 9 months - Children	182	300	60.7%	56.9%	62.3%	59.8%
% of FP17s for the same patient ID Re-attending between 3 & 9 months - Adults	594	974	61.0%	50.1%	53.3%	52.1%
% of FP17s for Band 1 Urgent Courses	76	886	8.6%	10.0%	9.7%	9.2%
% of FP17s Relating to Free Repair or Replacements	1	886	0.1%	0.5%	0.6%	0.7%
% of FP17s Relating to Continuations	8	886	0.9%	0.7%	0.8%	0.8%
% of Patients satisfied with the dentistry they have received	1	1	N/A	92.0%	93.4%	93.4%
% of Patients satisfied with the time they had to wait for an appointment	1	1	N/A	85.6%	86.8%	87.6%

* This is based on patients treated on this contract for their most recent course of treatment. Figures in italics indicate the base number of FP17s or Patient Questionnaire responses are less than 100. N/A is shown where the base number of responses is less than 10 during the period. % is calculated as Quantity/Base number*100

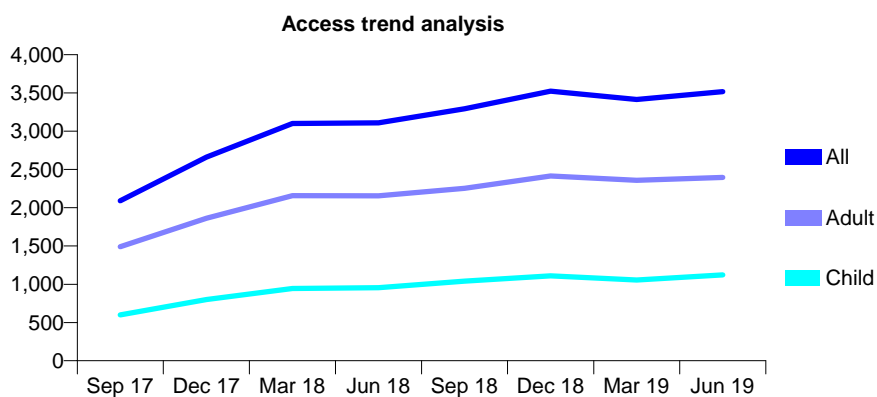
Q67 - Vital Signs At a Glance Contract Report for 153702/0001 - June 2019

Name or company name	MR R TRIVEDI
Contract type name	GDS Contract
Purpose of contract	General
Contract start date	31/01/2016
Contract end date	

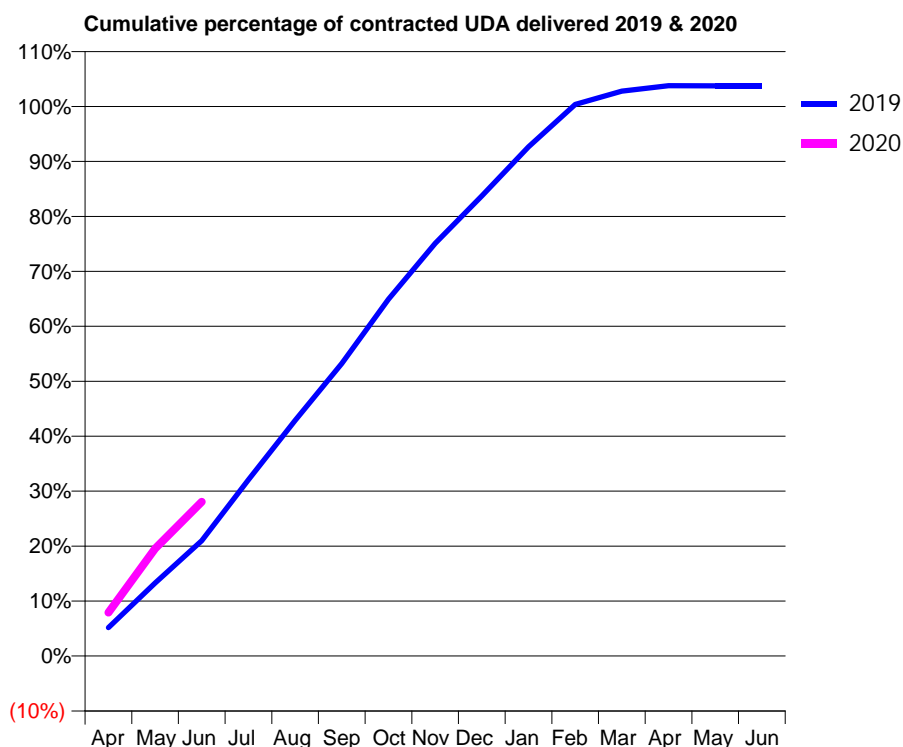
19/20 Contracted general activity (UDA)	8,247
Carry forward general activity (UDA)	0
19/20 Contracted orthodontic activity (UOA)	0
Carry forward orthodontic activity (UOA)	0
Baseline contract value	£281,128.41

ACCESS*

Patients seen in 24 months	Total	Change since previous quarter
Quarter ending June 2018	3,109	
Quarter ending September 2018	3,293	↑
Quarter ending December 2018	3,523	↑
Quarter ending March 2019	3,413	↓
Quarter ending June 2019	3,517	↑
Variance since June 2018	13.1%	↑



ACTIVITY



Month	Adjusted Scheduled Activity (UDA)	
	2019	2020
April	427	653
May	1,096	1,613
June	1,729	2,315
July	2,646	
August	3,537	
September	4,391	
October	5,354	
November	6,194	
December	6,903	
January	7,641	
February	8,276	
March	8,477	
April	8,558	
May	8,557	
June	8,557	

QUALITY

	Quantity	Base Number	Contract	AT	Region	England
% of FP17s for the same patient ID Re-attending within 3 months - Children	26	451	5.8%	10.6%	10.6%	11.4%
% of FP17s for the same patient ID Re-attending within 3 months - Adults	94	706	13.3%	16.2%	15.2%	15.4%
% of FP17s for the same patient ID Re-attending between 3 & 9 months - Children	273	451	60.5%	56.9%	62.3%	59.8%
% of FP17s for the same patient ID Re-attending between 3 & 9 months - Adults	421	706	59.6%	50.1%	53.3%	52.1%
% of FP17s for Band 1 Urgent Courses	102	1,110	9.2%	10.0%	9.7%	9.2%
% of FP17s Relating to Free Repair or Replacements	1	1,110	0.1%	0.5%	0.6%	0.7%
% of FP17s Relating to Continuations	9	1,110	0.8%	0.7%	0.8%	0.8%
% of Patients satisfied with the dentistry they have received	1	1	N/A	92.0%	93.4%	93.4%
% of Patients satisfied with the time they had to wait for an appointment	1	1	N/A	85.6%	86.8%	87.6%

* This is based on patients treated on this contract for their most recent course of treatment. Figures in italics indicate the base number of FP17s or Patient Questionnaire responses are less than 100. N/A is shown where the base number of responses is less than 10 during the period. % is calculated as Quantity/Base number*100

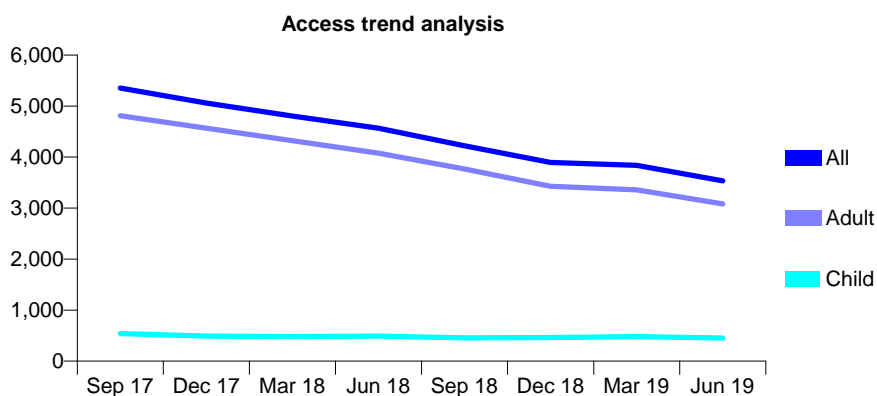
Q67 - Vital Signs At a Glance Contract Report for 154954/0004 - June 2019

Name or company name	Simon Collins
Contract type name	PDS Contract
Purpose of contract	General
Contract start date	01/12/2012
Contract end date	31/03/2021

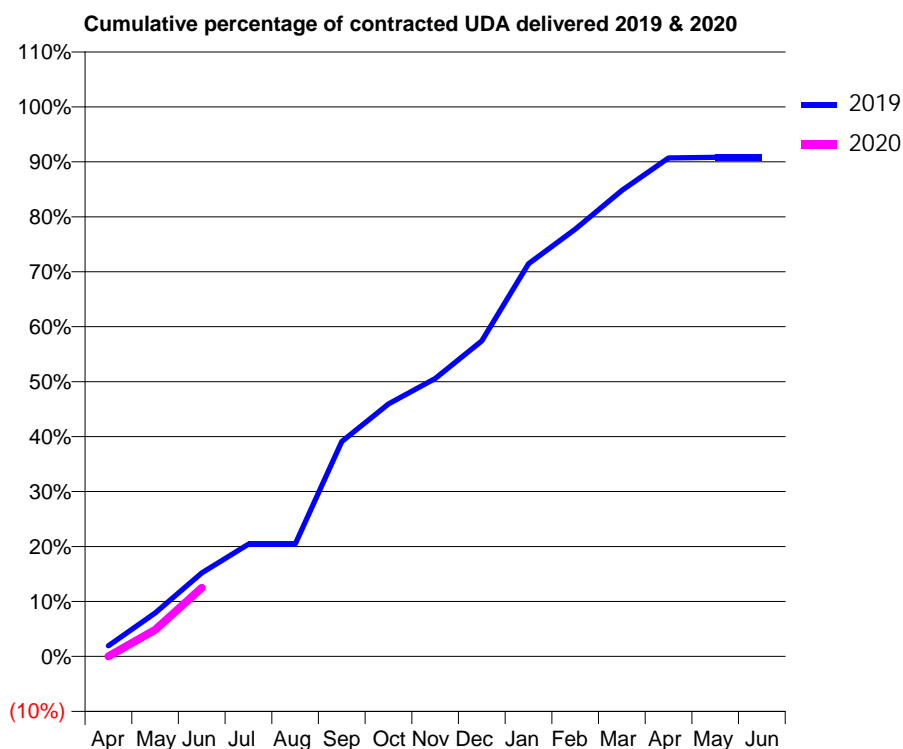
19/20 Contracted general activity (UDA)	6,178
Carry forward general activity (UDA)	0
19/20 Contracted orthodontic activity (UOA)	0
Carry forward orthodontic activity (UOA)	0
Baseline contract value	£358,420.33

ACCESS*

Patients seen in 24 months	Total	Change since previous quarter
Quarter ending June 2018	4,567	
Quarter ending September 2018	4,222	↓
Quarter ending December 2018	3,893	↓
Quarter ending March 2019	3,840	↓
Quarter ending June 2019	3,534	↓
Variance since June 2018	(22.6%)	↓



ACTIVITY



Month	2019	2020
April	121	0
May	490	300
June	938	771
July	1,261	
August	1,262	
September	2,416	
October	2,839	
November	3,124	
December	3,547	
January	4,415	
February	4,802	
March	5,239	
April	5,604	
May	5,611	
June	5,611	

QUALITY

	Quantity	Base Number	Contract	AT	Region	England
% of FP17s for the same patient ID Re-attending within 3 months - Children	2	174	1.1%	10.6%	10.6%	11.4%
% of FP17s for the same patient ID Re-attending within 3 months - Adults	20	780	2.6%	16.2%	15.2%	15.4%
% of FP17s for the same patient ID Re-attending between 3 & 9 months - Children	2	174	1.1%	56.9%	62.3%	59.8%
% of FP17s for the same patient ID Re-attending between 3 & 9 months - Adults	18	780	2.3%	50.1%	53.3%	52.1%
% of FP17s for Band 1 Urgent Courses	638	643	99.2%	10.0%	9.7%	9.2%
% of FP17s Relating to Free Repair or Replacements	0	643	0.0%	0.5%	0.6%	0.7%
% of FP17s Relating to Continuations	0	643	0.0%	0.7%	0.8%	0.8%
% of Patients satisfied with the dentistry they have received	0	0	N/A	92.0%	93.4%	93.4%
% of Patients satisfied with the time they had to wait for an appointment	0	0	N/A	85.6%	86.8%	87.6%

* This is based on patients treated on this contract for their most recent course of treatment. Figures in italics indicate the base number of FP17s or Patient Questionnaire responses are less than 100. N/A is shown where the base number of responses is less than 10 during the period. % is calculated as Quantity/Base number*100

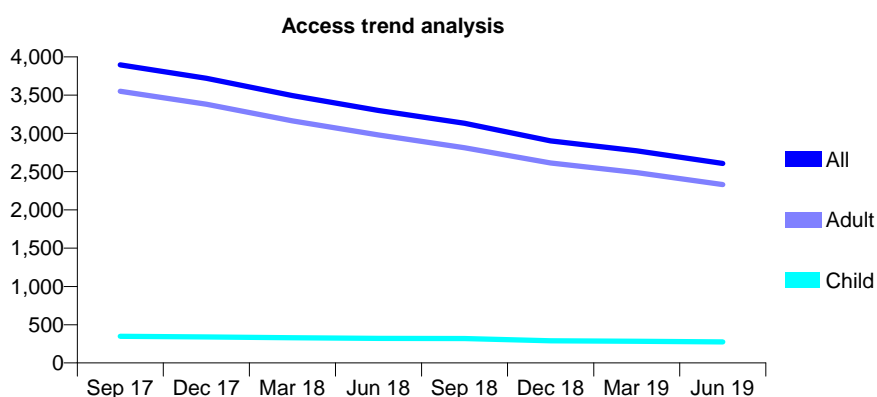
Q67 - Vital Signs At a Glance Contract Report for 154954/0005 - June 2019

Name or company name	Simon Collins
Contract type name	PDS Contract
Purpose of contract	General
Contract start date	01/12/2012
Contract end date	31/03/2021

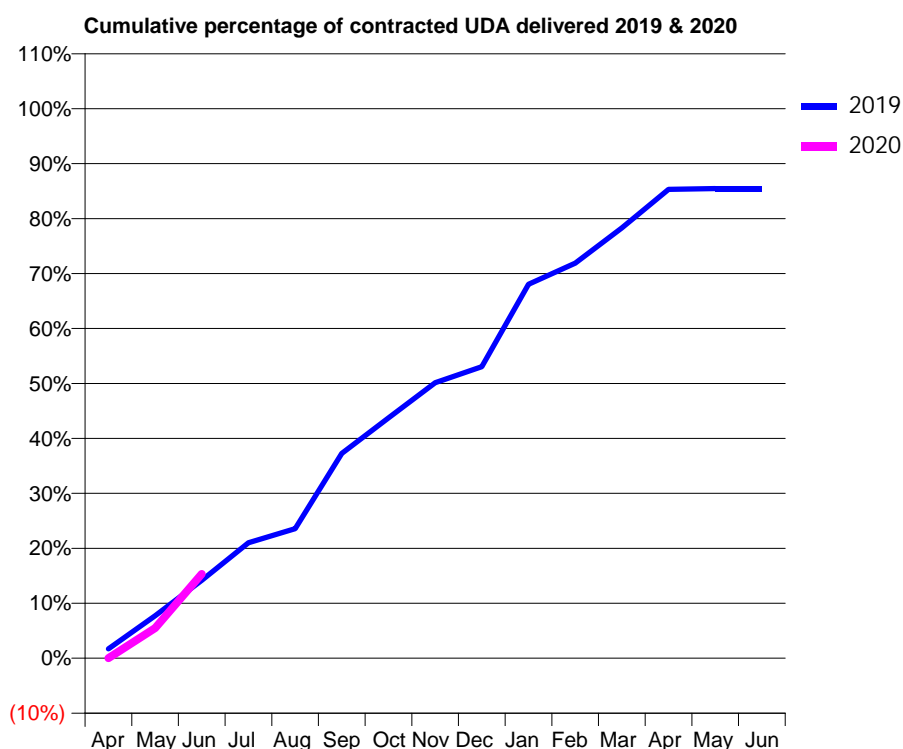
19/20 Contracted general activity (UDA)	4,680
Carry forward general activity (UDA)	0
19/20 Contracted orthodontic activity (UOA)	0
Carry forward orthodontic activity (UOA)	0
Baseline contract value	£265,017.98

ACCESS*

Patients seen in 24 months	Total	Change since previous quarter
Quarter ending June 2018	3,300	
Quarter ending September 2018	3,131	↓
Quarter ending December 2018	2,903	↓
Quarter ending March 2019	2,772	↓
Quarter ending June 2019	2,607	↓
Variance since June 2018	(21.0%)	↓



ACTIVITY



Month	2019	2020
April	80	0
May	361	257
June	662	717
July	983	
August	1,103	
September	1,744	
October	2,046	
November	2,346	
December	2,482	
January	3,185	
February	3,365	
March	3,665	
April	3,992	
May	4,000	
June	4,000	

QUALITY

	Quantity	Base Number	Contract	AT	Region	England
% of FP17s for the same patient ID Re-attending within 3 months - Children	7	181	3.9%	10.6%	10.6%	11.4%
% of FP17s for the same patient ID Re-attending within 3 months - Adults	27	698	3.9%	16.2%	15.2%	15.4%
% of FP17s for the same patient ID Re-attending between 3 & 9 months - Children	2	181	1.1%	56.9%	62.3%	59.8%
% of FP17s for the same patient ID Re-attending between 3 & 9 months - Adults	9	698	1.3%	50.1%	53.3%	52.1%
% of FP17s for Band 1 Urgent Courses	587	599	98.0%	10.0%	9.7%	9.2%
% of FP17s Relating to Free Repair or Replacements	0	599	0.0%	0.5%	0.6%	0.7%
% of FP17s Relating to Continuations	0	599	0.0%	0.7%	0.8%	0.8%
% of Patients satisfied with the dentistry they have received	0	0	N/A	92.0%	93.4%	93.4%
% of Patients satisfied with the time they had to wait for an appointment	0	0	N/A	85.6%	86.8%	87.6%

* This is based on patients treated on this contract for their most recent course of treatment.

Figures in italics indicate the base number of FP17s or Patient Questionnaire responses are less than 100. N/A is shown where the base number of responses is less than 10 during the period. % is calculated as Quantity/Base number*100

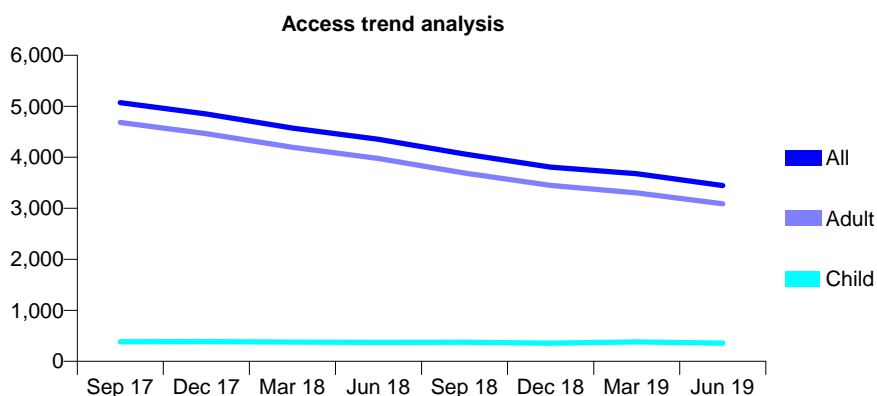
Q67 - Vital Signs At a Glance Contract Report for 154954/0006 - June 2019

Name or company name	Simon Collins
Contract type name	PDS Contract
Purpose of contract	General
Contract start date	01/12/2012
Contract end date	31/03/2021

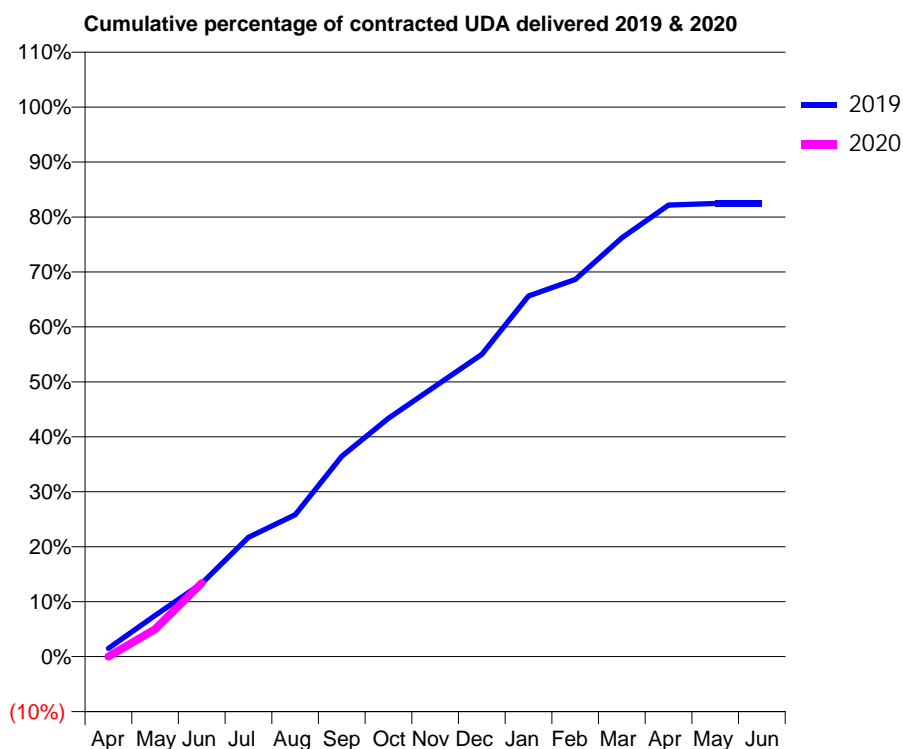
19/20 Contracted general activity (UDA)	7,113
Carry forward general activity (UDA)	0
19/20 Contracted orthodontic activity (UOA)	0
Carry forward orthodontic activity (UOA)	0
Baseline contract value	£376,702.29

ACCESS*

Patients seen in 24 months	Total	Change since previous quarter
Quarter ending June 2018	4,351	
Quarter ending September 2018	4,065	↓
Quarter ending December 2018	3,807	↓
Quarter ending March 2019	3,681	↓
Quarter ending June 2019	3,447	↓
Variance since June 2018	(20.8%)	↓



ACTIVITY



Month	Adjusted Scheduled Activity (UDA)	
	2019	2020
April	107	0
May	534	355
June	949	953
July	1,544	
August	1,838	
September	2,593	
October	3,085	
November	3,499	
December	3,913	
January	4,668	
February	4,880	
March	5,419	
April	5,846	
May	5,865	
June	5,865	

QUALITY

	Quantity	Base Number	Contract	AT	Region	England
% of FP17s for the same patient ID Re-attending within 3 months - Children	8	216	3.7%	10.6%	10.6%	11.4%
% of FP17s for the same patient ID Re-attending within 3 months - Adults	28	951	2.9%	16.2%	15.2%	15.4%
% of FP17s for the same patient ID Re-attending between 3 & 9 months - Children	1	216	0.5%	56.9%	62.3%	59.8%
% of FP17s for the same patient ID Re-attending between 3 & 9 months - Adults	14	951	1.5%	50.1%	53.3%	52.1%
% of FP17s for Band 1 Urgent Courses	782	794	98.5%	10.0%	9.7%	9.2%
% of FP17s Relating to Free Repair or Replacements	0	794	0.0%	0.5%	0.6%	0.7%
% of FP17s Relating to Continuations	0	794	0.0%	0.7%	0.8%	0.8%
% of Patients satisfied with the dentistry they have received	2	2	N/A	92.0%	93.4%	93.4%
% of Patients satisfied with the time they had to wait for an appointment	2	2	N/A	85.6%	86.8%	87.6%

* This is based on patients treated on this contract for their most recent course of treatment. Figures in italics indicate the base number of FP17s or Patient Questionnaire responses are less than 100. N/A is shown where the base number of responses is less than 10 during the period. % is calculated as Quantity/Base number*100

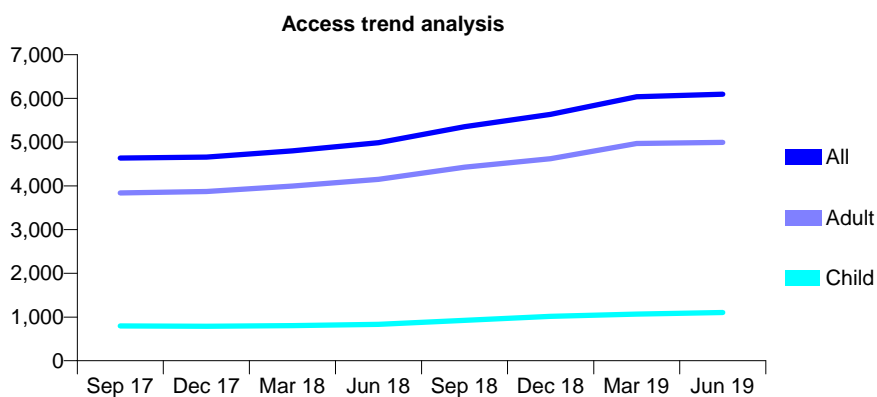
Q67 - Vital Signs At a Glance Contract Report for 156485/0001 - June 2019

Name or company name	Anele De Novo Dental Practice
Contract type name	GDS Contract
Purpose of contract	General
Contract start date	26/11/2013
Contract end date	

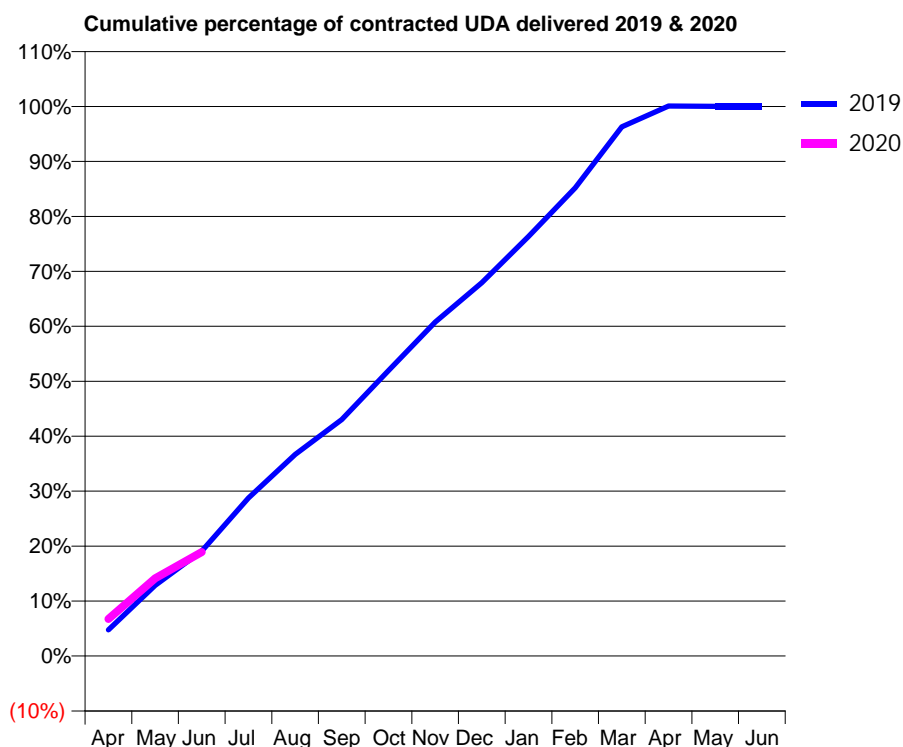
19/20 Contracted general activity (UDA)	13,786
Carry forward general activity (UDA)	0
19/20 Contracted orthodontic activity (UOA)	0
Carry forward orthodontic activity (UOA)	0
Baseline contract value	£390,501.86

ACCESS*

Patients seen in 24 months	Total	Change since previous quarter
Quarter ending June 2018	4,984	
Quarter ending September 2018	5,354	↑
Quarter ending December 2018	5,636	↑
Quarter ending March 2019	6,037	↑
Quarter ending June 2019	6,097	→
Variance since June 2018	22.3%	↑



ACTIVITY



Month	Adjusted Scheduled Activity (UDA)	
	2019	2020
April	945	932
May	2,544	1,948
June	3,776	2,607
July	5,691	
August	7,256	
September	8,516	
October	10,278	
November	12,027	
December	13,441	
January	15,110	
February	16,853	
March	19,054	
April	19,798	
May	19,790	
June	19,789	

QUALITY

	Quantity	Base Number	Contract	AT	Region	England
% of FP17s for the same patient ID Re-attending within 3 months - Children	19	342	5.6%	10.6%	10.6%	11.4%
% of FP17s for the same patient ID Re-attending within 3 months - Adults	150	1,154	13.0%	16.2%	15.2%	15.4%
% of FP17s for the same patient ID Re-attending between 3 & 9 months - Children	186	342	54.4%	56.9%	62.3%	59.8%
% of FP17s for the same patient ID Re-attending between 3 & 9 months - Adults	675	1,154	58.5%	50.1%	53.3%	52.1%
% of FP17s for Band 1 Urgent Courses	91	1,199	7.6%	10.0%	9.7%	9.2%
% of FP17s Relating to Free Repair or Replacements	6	1,199	0.5%	0.5%	0.6%	0.7%
% of FP17s Relating to Continuations	7	1,199	0.6%	0.7%	0.8%	0.8%
% of Patients satisfied with the dentistry they have received	9	9	N/A	92.0%	93.4%	93.4%
% of Patients satisfied with the time they had to wait for an appointment	8	9	N/A	85.6%	86.8%	87.6%

* This is based on patients treated on this contract for their most recent course of treatment. Figures in italics indicate the base number of FP17s or Patient Questionnaire responses are less than 100. N/A is shown where the base number of responses is less than 10 during the period. % is calculated as Quantity/Base number*100

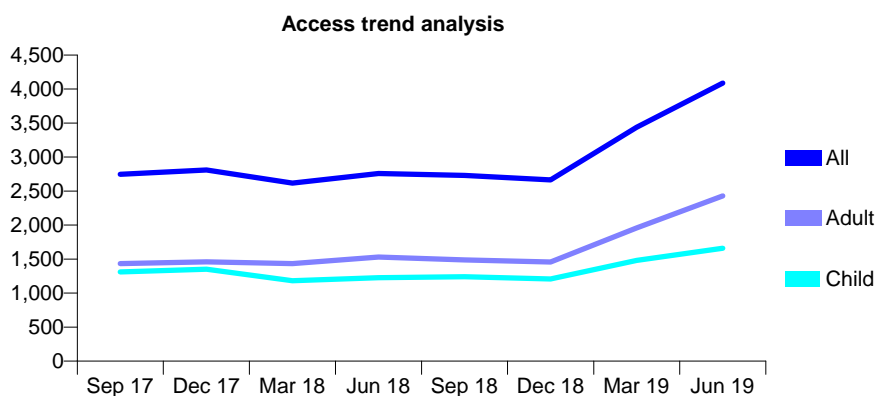
Q67 - Vital Signs At a Glance Contract Report for 157112/0001 - June 2019

Name or company name	Snodland Dental Care
Contract type name	GDS Contract
Purpose of contract	General
Contract start date	12/03/2014
Contract end date	

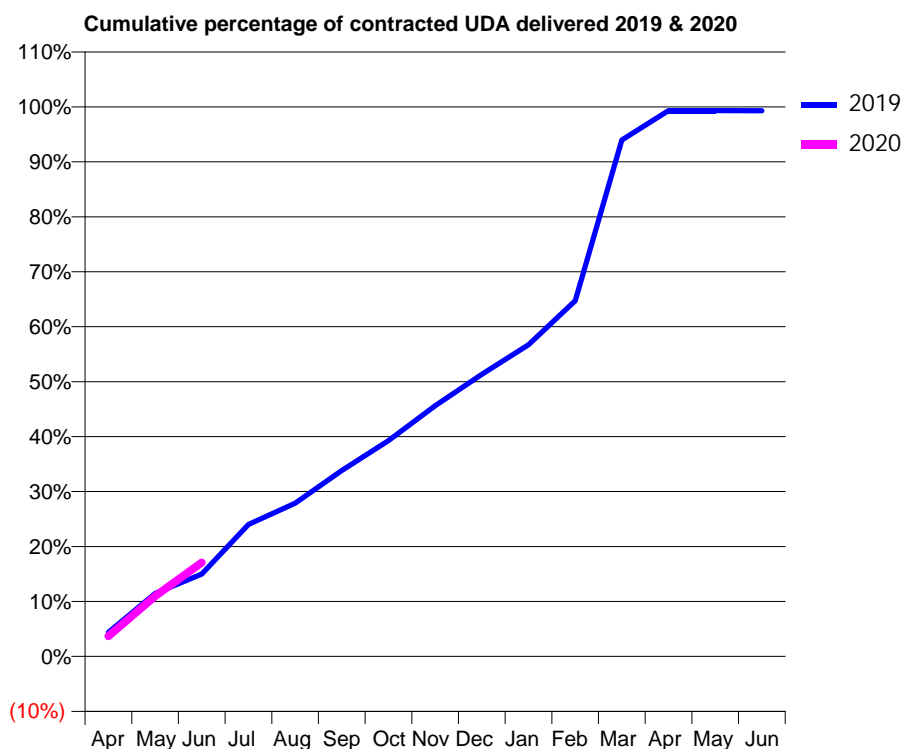
19/20 Contracted general activity (UDA)	14,649
Carry forward general activity (UDA)	0
19/20 Contracted orthodontic activity (UOA)	0
Carry forward orthodontic activity (UOA)	0
Baseline contract value	£420,002.81

ACCESS*

Patients seen in 24 months	Total	Change since previous quarter
Quarter ending June 2018	2,757	
Quarter ending September 2018	2,730	→
Quarter ending December 2018	2,666	↓
Quarter ending March 2019	3,438	↑
Quarter ending June 2019	4,089	↑
Variance since June 2018	48.3%	↑



ACTIVITY



Month	2019	2020
April	358	543
May	939	1,610
June	1,229	2,503
July	1,967	
August	2,286	
September	2,772	
October	3,219	
November	3,737	
December	4,207	
January	4,649	
February	5,304	
March	7,701	
April	8,140	
May	8,139	
June	8,138	

QUALITY

	Quantity	Base Number	Contract	AT	Region	England
% of FP17s for the same patient ID Re-attending within 3 months - Children	20	492	4.1%	10.6%	10.6%	11.4%
% of FP17s for the same patient ID Re-attending within 3 months - Adults	76	844	9.0%	16.2%	15.2%	15.4%
% of FP17s for the same patient ID Re-attending between 3 & 9 months - Children	106	492	21.5%	56.9%	62.3%	59.8%
% of FP17s for the same patient ID Re-attending between 3 & 9 months - Adults	138	844	16.4%	50.1%	53.3%	52.1%
% of FP17s for Band 1 Urgent Courses	80	1,163	6.9%	10.0%	9.7%	9.2%
% of FP17s Relating to Free Repair or Replacements	0	1,163	0.0%	0.5%	0.6%	0.7%
% of FP17s Relating to Continuations	13	1,163	1.1%	0.7%	0.8%	0.8%
% of Patients satisfied with the dentistry they have received	2	2	N/A	92.0%	93.4%	93.4%
% of Patients satisfied with the time they had to wait for an appointment	2	2	N/A	85.6%	86.8%	87.6%

* This is based on patients treated on this contract for their most recent course of treatment. Figures in italics indicate the base number of FP17s or Patient Questionnaire responses are less than 100. N/A is shown where the base number of responses is less than 10 during the period. % is calculated as Quantity/Base number*100

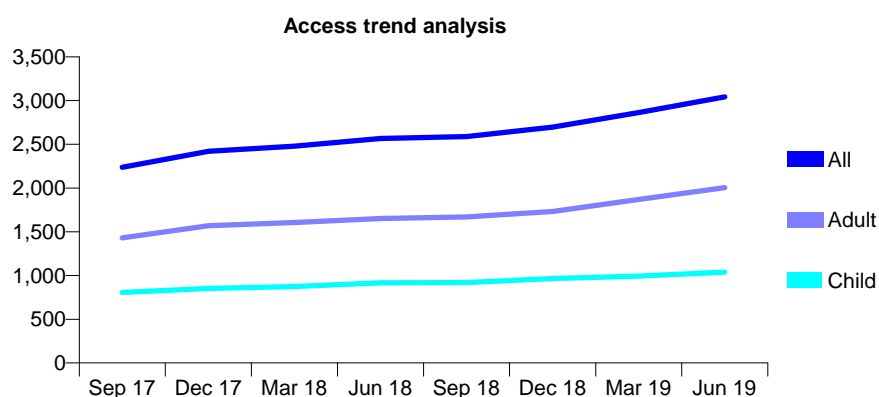
Q67 - Vital Signs At a Glance Contract Report for 157295/0001 - June 2019

Name or company name	Dental Beauty Partnership
Contract type name	GDS Contract
Purpose of contract	General
Contract start date	05/11/2015
Contract end date	

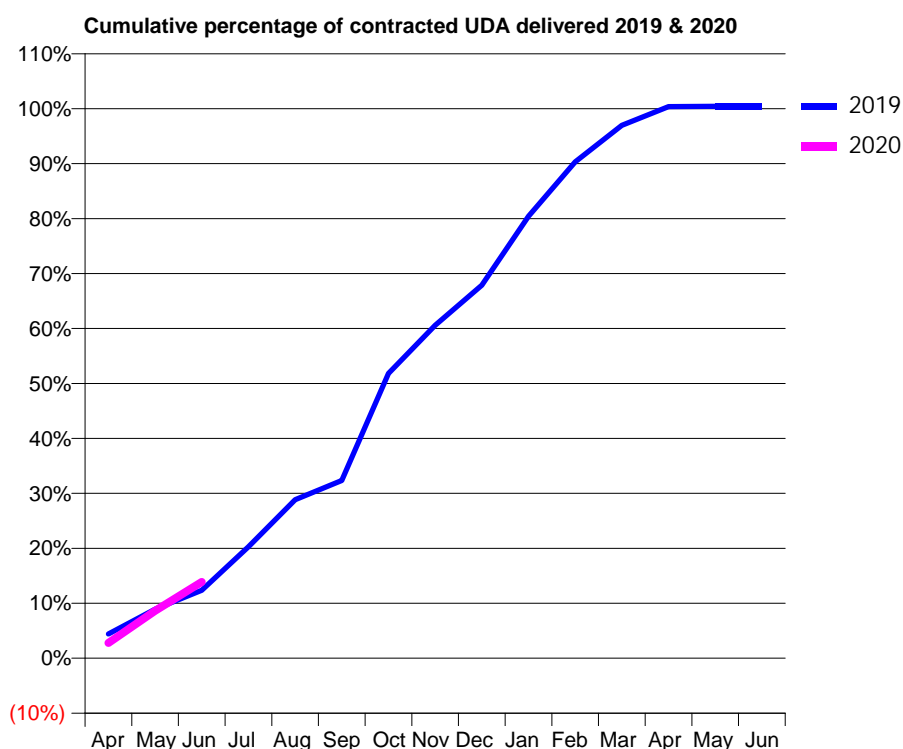
19/20 Contracted general activity (UDA)	8,704
Carry forward general activity (UDA)	0
19/20 Contracted orthodontic activity (UOA)	0
Carry forward orthodontic activity (UOA)	0
Baseline contract value	£281,557.35

ACCESS*

Patients seen in 24 months	Total	Change since previous quarter
Quarter ending June 2018	2,568	
Quarter ending September 2018	2,589	→
Quarter ending December 2018	2,697	↑
Quarter ending March 2019	2,863	↑
Quarter ending June 2019	3,044	↑
Variance since June 2018	18.5%	↑



ACTIVITY



Month	2019	2020
April	385	241
May	777	753
June	1,076	1,207
July	1,767	
August	2,511	
September	2,814	
October	4,510	
November	5,273	
December	5,907	
January	7,000	
February	7,860	
March	8,440	
April	8,735	
May	8,742	
June	8,742	

QUALITY

	Quantity	Base Number	Contract	AT	Region	England
% of FP17s for the same patient ID Re-attending within 3 months - Children	20	346	5.8%	10.6%	10.6%	11.4%
% of FP17s for the same patient ID Re-attending within 3 months - Adults	80	598	13.4%	16.2%	15.2%	15.4%
% of FP17s for the same patient ID Re-attending between 3 & 9 months - Children	169	346	48.8%	56.9%	62.3%	59.8%
% of FP17s for the same patient ID Re-attending between 3 & 9 months - Adults	173	598	28.9%	50.1%	53.3%	52.1%
% of FP17s for Band 1 Urgent Courses	55	449	12.2%	10.0%	9.7%	9.2%
% of FP17s Relating to Free Repair or Replacements	2	449	0.4%	0.5%	0.6%	0.7%
% of FP17s Relating to Continuations	1	449	0.2%	0.7%	0.8%	0.8%
% of Patients satisfied with the dentistry they have received	1	1	N/A	92.0%	93.4%	93.4%
% of Patients satisfied with the time they had to wait for an appointment	1	1	N/A	85.6%	86.8%	87.6%

* This is based on patients treated on this contract for their most recent course of treatment.

Figures in italics indicate the base number of FP17s or Patient Questionnaire responses are less than 100. N/A is shown where the base number of responses is less than 10 during the period. % is calculated as Quantity/Base number*100

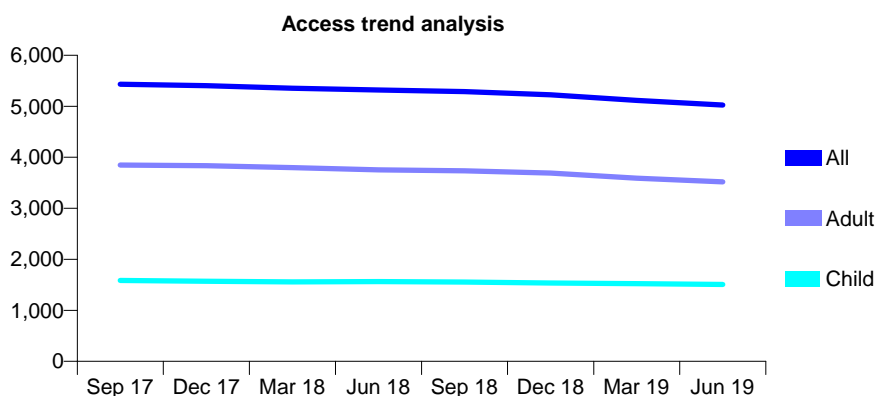
Q67 - Vital Signs At a Glance Contract Report for 159867/0001 - June 2019

Name or company name	Mr Ransley Morenas
Contract type name	GDS Contract
Purpose of contract	General
Contract start date	01/07/2012
Contract end date	

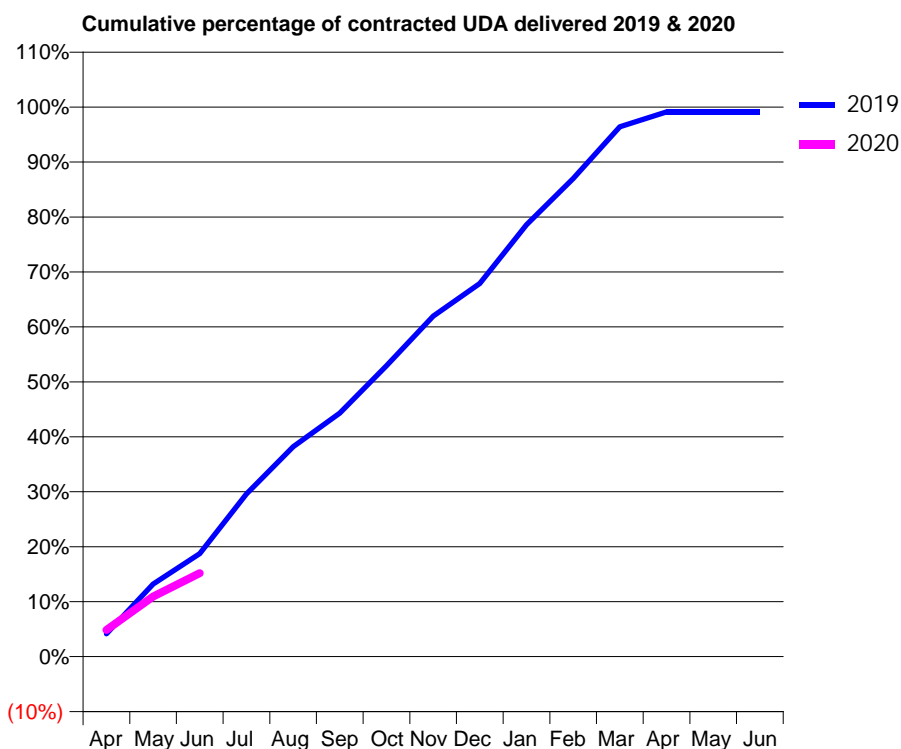
19/20 Contracted general activity (UDA)	14,090
Carry forward general activity (UDA)	0
19/20 Contracted orthodontic activity (UOA)	0
Carry forward orthodontic activity (UOA)	0
Baseline contract value	£390,884.53

ACCESS*

Patients seen in 24 months	Total	Change since previous quarter
Quarter ending June 2018	5,319	
Quarter ending September 2018	5,288	→
Quarter ending December 2018	5,224	↓
Quarter ending March 2019	5,116	↓
Quarter ending June 2019	5,024	↓
Variance since June 2018	(5.5%)	↓



ACTIVITY



Month	Adjusted Scheduled Activity (UDA)	
	2019	2020
April	586	684
May	1,860	1,539
June	2,641	2,139
July	4,174	
August	5,379	
September	6,247	
October	7,458	
November	8,731	
December	9,565	
January	11,074	
February	12,258	
March	13,581	
April	13,967	
May	13,967	
June	13,967	

QUALITY

	Quantity	Base Number	Contract	AT	Region	England
% of FP17s for the same patient ID Re-attending within 3 months - Children	31	479	6.5%	10.6%	10.6%	11.4%
% of FP17s for the same patient ID Re-attending within 3 months - Adults	196	973	20.1%	16.2%	15.2%	15.4%
% of FP17s for the same patient ID Re-attending between 3 & 9 months - Children	306	479	63.9%	56.9%	62.3%	59.8%
% of FP17s for the same patient ID Re-attending between 3 & 9 months - Adults	510	973	52.4%	50.1%	53.3%	52.1%
% of FP17s for Band 1 Urgent Courses	108	1,260	8.6%	10.0%	9.7%	9.2%
% of FP17s Relating to Free Repair or Replacements	16	1,260	1.3%	0.5%	0.6%	0.7%
% of FP17s Relating to Continuations	52	1,260	4.1%	0.7%	0.8%	0.8%
% of Patients satisfied with the dentistry they have received	1	1	N/A	92.0%	93.4%	93.4%
% of Patients satisfied with the time they had to wait for an appointment	1	1	N/A	85.6%	86.8%	87.6%

* This is based on patients treated on this contract for their most recent course of treatment. Figures in italics indicate the base number of FP17s or Patient Questionnaire responses are less than 100. N/A is shown where the base number of responses is less than 10 during the period. % is calculated as Quantity/Base number*100

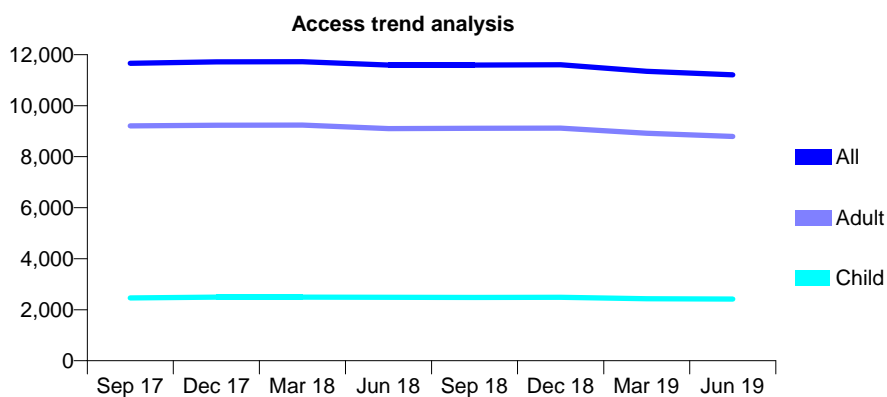
Q67 - Vital Signs At a Glance Contract Report for 164763/0001 - June 2019

Name or company name	Mazdak Eyrumlu and Azad Eyrumlu
Contract type name	GDS Contract
Purpose of contract	General
Contract start date	01/04/2013
Contract end date	

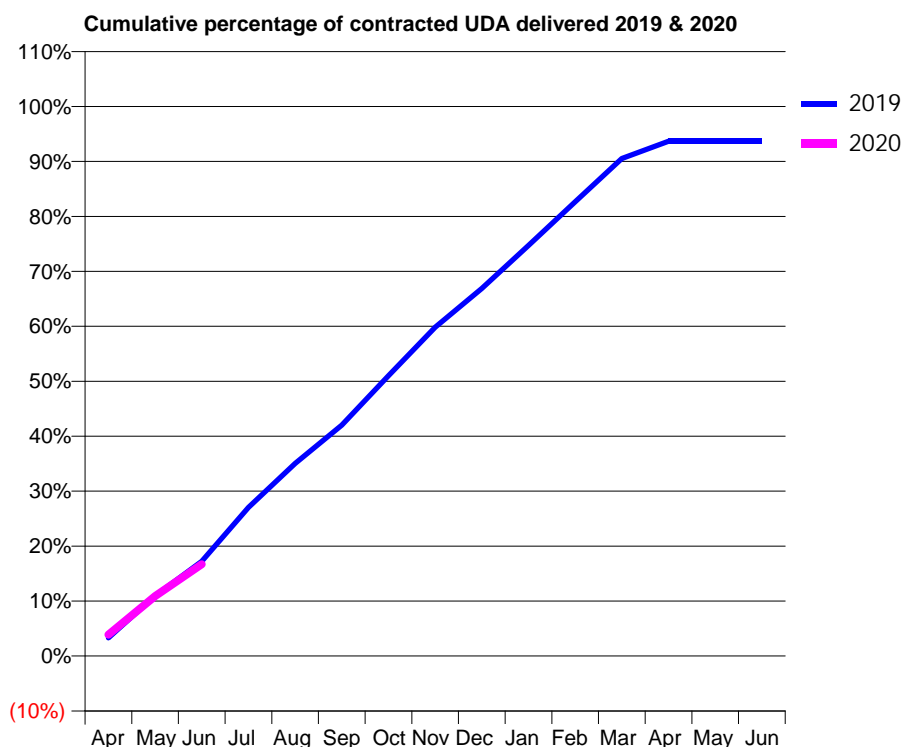
19/20 Contracted general activity (UDA)	34,341
Carry forward general activity (UDA)	0
19/20 Contracted orthodontic activity (UOA)	0
Carry forward orthodontic activity (UOA)	0
Baseline contract value	£827,009.33

ACCESS*

Patients seen in 24 months	Total	Change since previous quarter
Quarter ending June 2018	11,589	
Quarter ending September 2018	11,595	→
Quarter ending December 2018	11,606	→
Quarter ending March 2019	11,348	↓
Quarter ending June 2019	11,208	↓
Variance since June 2018	(3.3%)	↓



ACTIVITY



Month	Adjusted Scheduled Activity (UDA)	
	2019	2020
April	1,138	1,333
May	3,765	3,742
June	5,923	5,739
July	9,290	
August	12,036	
September	14,433	
October	17,523	
November	20,543	
December	22,974	
January	25,659	
February	28,391	
March	31,088	
April	32,166	
May	32,162	
June	32,165	

QUALITY

	Quantity	Base Number	Contract	AT	Region	England
% of FP17s for the same patient ID Re-attending within 3 months - Children	43	777	5.5%	10.6%	10.6%	11.4%
% of FP17s for the same patient ID Re-attending within 3 months - Adults	384	2,920	13.2%	16.2%	15.2%	15.4%
% of FP17s for the same patient ID Re-attending between 3 & 9 months - Children	525	777	67.6%	56.9%	62.3%	59.8%
% of FP17s for the same patient ID Re-attending between 3 & 9 months - Adults	1,900	2,920	65.1%	50.1%	53.3%	52.1%
% of FP17s for Band 1 Urgent Courses	303	3,109	9.7%	10.0%	9.7%	9.2%
% of FP17s Relating to Free Repair or Replacements	4	3,109	0.1%	0.5%	0.6%	0.7%
% of FP17s Relating to Continuations	30	3,109	1.0%	0.7%	0.8%	0.8%
% of Patients satisfied with the dentistry they have received	7	8	N/A	92.0%	93.4%	93.4%
% of Patients satisfied with the time they had to wait for an appointment	6	8	N/A	85.6%	86.8%	87.6%

* This is based on patients treated on this contract for their most recent course of treatment. Figures in italics indicate the base number of FP17s or Patient Questionnaire responses are less than 100. N/A is shown where the base number of responses is less than 10 during the period. % is calculated as Quantity/Base number*100

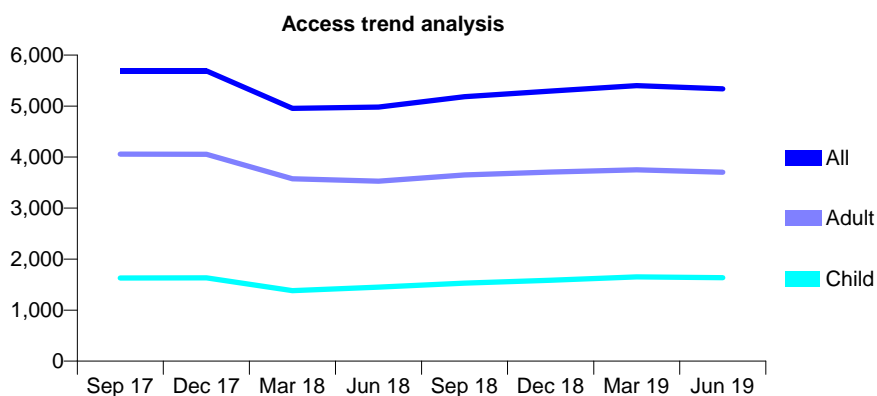
Q67 - Vital Signs At a Glance Contract Report for 164763/0002 - June 2019

Name or company name	Mazdak Eyrumlu and Azad Eyrumlu
Contract type name	GDS Contract
Purpose of contract	General
Contract start date	05/05/2014
Contract end date	

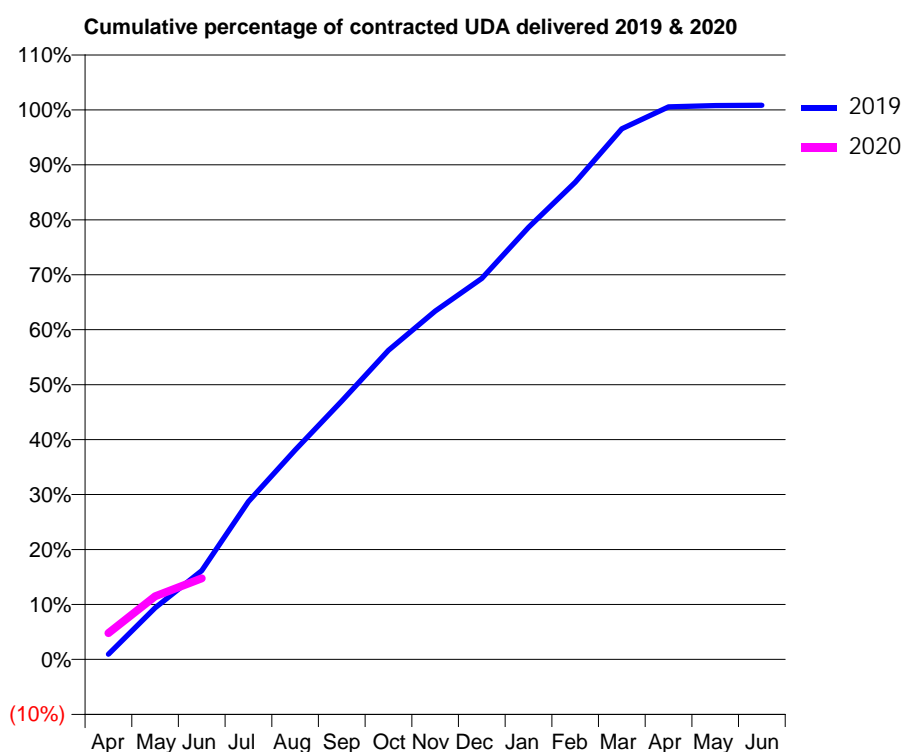
19/20 Contracted general activity (UDA)	19,780
Carry forward general activity (UDA)	0
19/20 Contracted orthodontic activity (UOA)	0
Carry forward orthodontic activity (UOA)	0
Baseline contract value	£500,592.61

ACCESS*

Patients seen in 24 months	Total	Change since previous quarter
Quarter ending June 2018	4,978	
Quarter ending September 2018	5,182	↑
Quarter ending December 2018	5,292	↑
Quarter ending March 2019	5,401	↑
Quarter ending June 2019	5,336	↓
Variance since June 2018	7.2%	↑



ACTIVITY



Month	2019	2020
April	189	949
May	1,860	2,270
June	3,193	2,922
July	5,688	
August	7,540	
September	9,301	
October	11,124	
November	12,539	
December	13,713	
January	15,547	
February	17,175	
March	19,099	
April	19,887	
May	19,933	
June	19,945	

QUALITY

	Quantity	Base Number	Contract	AT	Region	England
% of FP17s for the same patient ID Re-attending within 3 months - Children	21	316	6.6%	10.6%	10.6%	11.4%
% of FP17s for the same patient ID Re-attending within 3 months - Adults	62	616	10.1%	16.2%	15.2%	15.4%
% of FP17s for the same patient ID Re-attending between 3 & 9 months - Children	128	316	40.5%	56.9%	62.3%	59.8%
% of FP17s for the same patient ID Re-attending between 3 & 9 months - Adults	221	616	35.9%	50.1%	53.3%	52.1%
% of FP17s for Band 1 Urgent Courses	22	759	2.9%	10.0%	9.7%	9.2%
% of FP17s Relating to Free Repair or Replacements	0	759	0.0%	0.5%	0.6%	0.7%
% of FP17s Relating to Continuations	15	759	2.0%	0.7%	0.8%	0.8%
% of Patients satisfied with the dentistry they have received	1	2	N/A	92.0%	93.4%	93.4%
% of Patients satisfied with the time they had to wait for an appointment	1	2	N/A	85.6%	86.8%	87.6%

* This is based on patients treated on this contract for their most recent course of treatment. Figures in italics indicate the base number of FP17s or Patient Questionnaire responses are less than 100. N/A is shown where the base number of responses is less than 10 during the period. % is calculated as Quantity/Base number*100

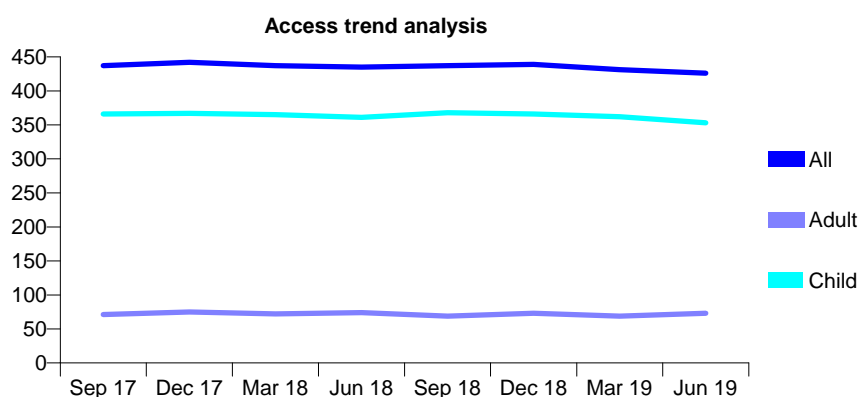
Q67 - Vital Signs At a Glance Contract Report for 165018/0001 - June 2019

Name or company name	Hillton Dentistry
Contract type name	GDS Contract
Purpose of contract	General
Contract start date	09/04/2014
Contract end date	

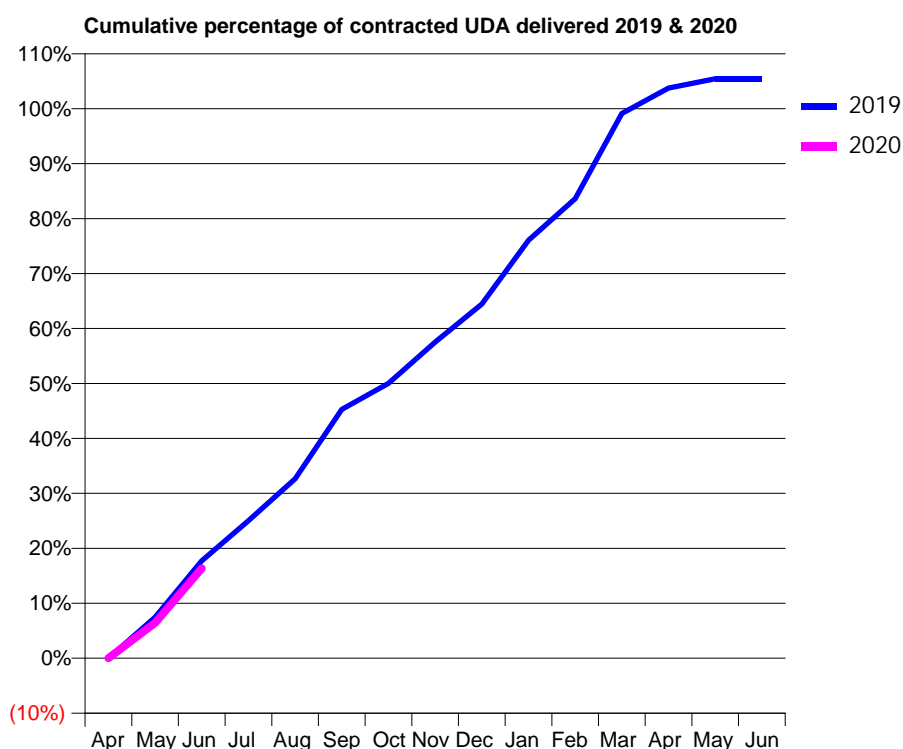
19/20 Contracted general activity (UDA)	840
Carry forward general activity (UDA)	0
19/20 Contracted orthodontic activity (UOA)	0
Carry forward orthodontic activity (UOA)	0
Baseline contract value	£19,324.83

ACCESS*

Patients seen in 24 months	Total	Change since previous quarter
Quarter ending June 2018	435	
Quarter ending September 2018	437	→
Quarter ending December 2018	439	→
Quarter ending March 2019	431	↓
Quarter ending June 2019	426	↓
Variance since June 2018	(2.1%)	↓



ACTIVITY



Adjusted Scheduled Activity (UDA)		
Month	2019	2020
April	0	0
May	63	54
June	149	137
July	210	
August	274	
September	380	
October	420	
November	483	
December	541	
January	639	
February	703	
March	833	
April	872	
May	886	
June	886	

QUALITY

	Quantity	Base Number	Contract	AT	Region	England
% of FP17s for the same patient ID Re-attending within 3 months - Children	8	142	5.6%	10.6%	10.6%	11.4%
% of FP17s for the same patient ID Re-attending within 3 months - Adults	0	8	0.0%	16.2%	15.2%	15.4%
% of FP17s for the same patient ID Re-attending between 3 & 9 months - Children	107	142	75.4%	56.9%	62.3%	59.8%
% of FP17s for the same patient ID Re-attending between 3 & 9 months - Adults	6	8	75.0%	50.1%	53.3%	52.1%
% of FP17s for Band 1 Urgent Courses	2	109	1.8%	10.0%	9.7%	9.2%
% of FP17s Relating to Free Repair or Replacements	0	109	0.0%	0.5%	0.6%	0.7%
% of FP17s Relating to Continuations	1	109	0.9%	0.7%	0.8%	0.8%
% of Patients satisfied with the dentistry they have received	0	0	N/A	92.0%	93.4%	93.4%
% of Patients satisfied with the time they had to wait for an appointment	0	0	N/A	85.6%	86.8%	87.6%

* This is based on patients treated on this contract for their most recent course of treatment.

Figures in italics indicate the base number of FP17s or Patient Questionnaire responses are less than 100. N/A is shown where the base number of responses is less than 10 during the period. % is calculated as Quantity/Base number*100

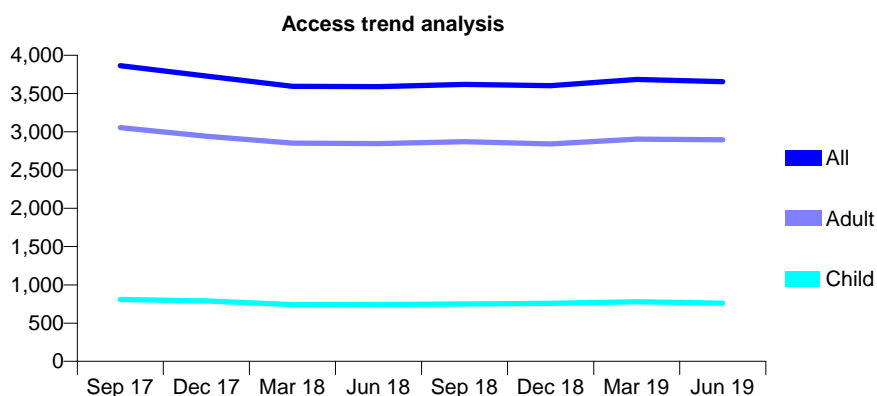
Q67 - Vital Signs At a Glance Contract Report for 165018/0002 - June 2019

Name or company name	Hillton Dentistry
Contract type name	GDS Contract
Purpose of contract	General
Contract start date	09/04/2014
Contract end date	

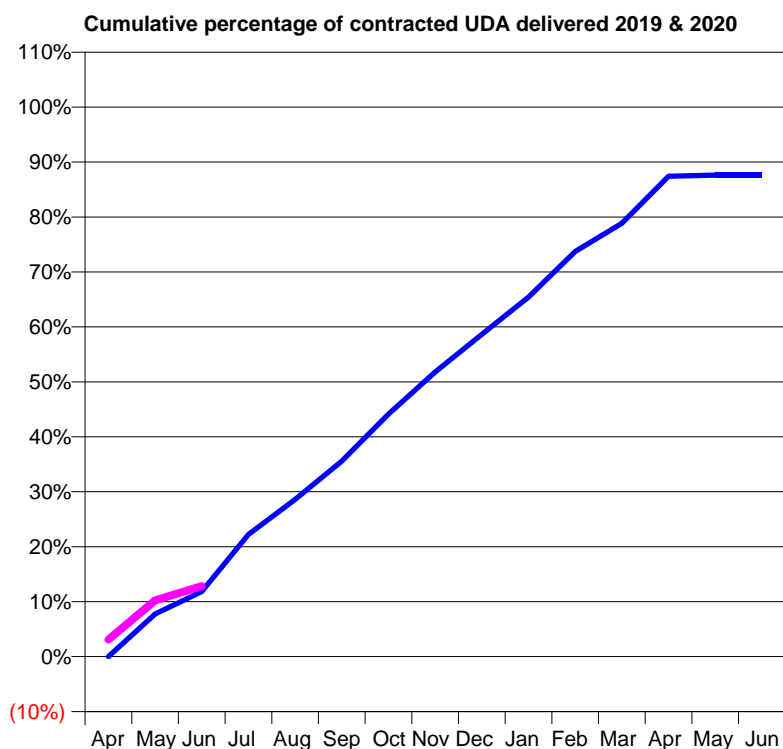
19/20 Contracted general activity (UDA)	9,750
Carry forward general activity (UDA)	0
19/20 Contracted orthodontic activity (UOA)	0
Carry forward orthodontic activity (UOA)	0
Baseline contract value	£224,301.35

ACCESS*

Patients seen in 24 months	Total	Change since previous quarter
Quarter ending June 2018	3,589	
Quarter ending September 2018	3,620	→
Quarter ending December 2018	3,601	→
Quarter ending March 2019	3,684	↑
Quarter ending June 2019	3,655	→
Variance since June 2018	1.8%	→



ACTIVITY



Month	Adjusted Scheduled Activity (UDA)	
	2019	2020
April	1	301
May	990	997
June	1,507	1,250
July	2,837	
August	3,648	
September	4,533	
October	5,627	
November	6,605	
December	7,478	
January	8,341	
February	9,400	
March	10,053	
April	11,145	
May	11,171	
June	11,171	

QUALITY

	Quantity	Base Number	Contract	AT	Region	England
% of FP17s for the same patient ID Re-attending within 3 months - Children	10	208	4.8%	10.6%	10.6%	11.4%
% of FP17s for the same patient ID Re-attending within 3 months - Adults	149	905	16.5%	16.2%	15.2%	15.4%
% of FP17s for the same patient ID Re-attending between 3 & 9 months - Children	124	208	59.6%	56.9%	62.3%	59.8%
% of FP17s for the same patient ID Re-attending between 3 & 9 months - Adults	543	905	60.0%	50.1%	53.3%	52.1%
% of FP17s for Band 1 Urgent Courses	59	677	8.7%	10.0%	9.7%	9.2%
% of FP17s Relating to Free Repair or Replacements	7	677	1.0%	0.5%	0.6%	0.7%
% of FP17s Relating to Continuations	11	677	1.6%	0.7%	0.8%	0.8%
% of Patients satisfied with the dentistry they have received	4	4	N/A	92.0%	93.4%	93.4%
% of Patients satisfied with the time they had to wait for an appointment	4	4	N/A	85.6%	86.8%	87.6%

* This is based on patients treated on this contract for their most recent course of treatment. Figures in italics indicate the base number of FP17s or Patient Questionnaire responses are less than 100. N/A is shown where the base number of responses is less than 10 during the period. % is calculated as Quantity/Base number*100

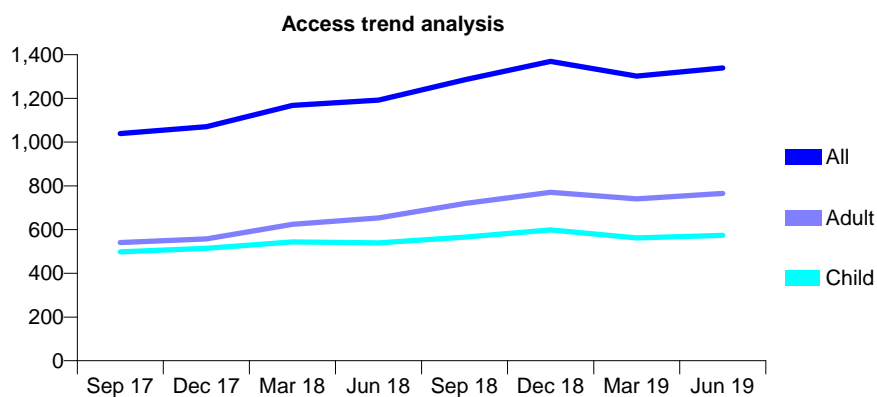
Q67 - Vital Signs At a Glance Contract Report for 165018/0003 - June 2019

Name or company name	Hillton Dentistry
Contract type name	GDS Contract
Purpose of contract	General
Contract start date	09/04/2014
Contract end date	

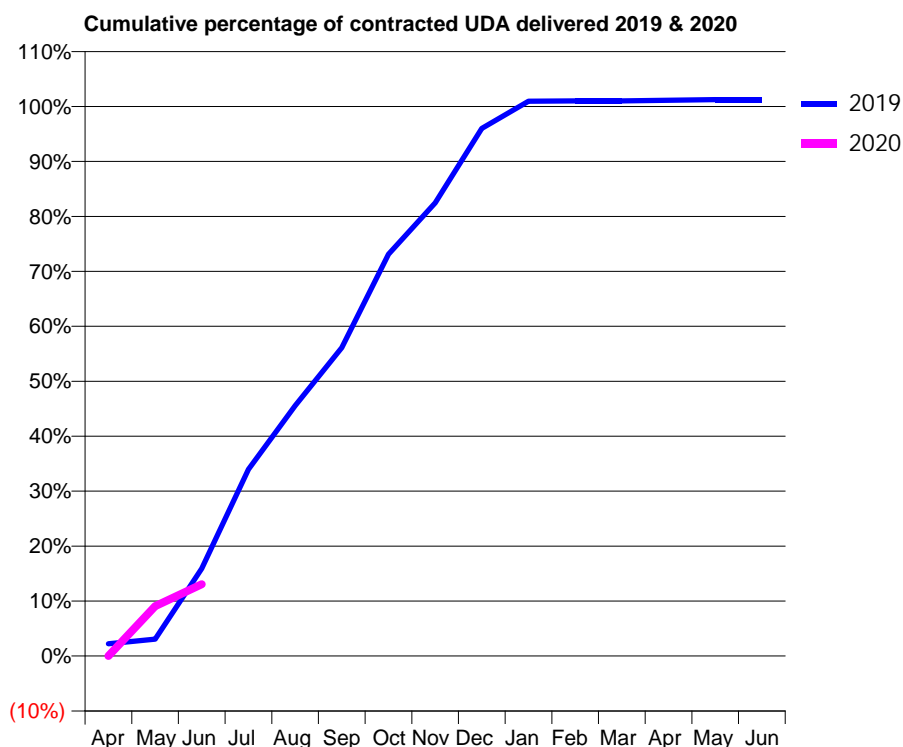
19/20 Contracted general activity (UDA)	2,427
Carry forward general activity (UDA)	0
19/20 Contracted orthodontic activity (UOA)	0
Carry forward orthodontic activity (UOA)	0
Baseline contract value	£59,729.07

ACCESS*

Patients seen in 24 months	Total	Change since previous quarter
Quarter ending June 2018	1,192	
Quarter ending September 2018	1,285	↑
Quarter ending December 2018	1,369	↑
Quarter ending March 2019	1,302	↓
Quarter ending June 2019	1,339	↑
Variance since June 2018	12.3%	↑



ACTIVITY



Month	Adjusted Scheduled Activity (UDA)	
	2019	2020
April	54	0
May	74	221
June	387	317
July	824	
August	1,106	
September	1,362	
October	1,774	
November	2,001	
December	2,330	
January	2,451	
February	2,452	
March	2,452	
April	2,455	
May	2,457	
June	2,457	

QUALITY

	Quantity	Base Number	Contract	AT	Region	England
% of FP17s for the same patient ID Re-attending within 3 months - Children	1	114	0.9%	10.6%	10.6%	11.4%
% of FP17s for the same patient ID Re-attending within 3 months - Adults	2	123	1.6%	16.2%	15.2%	15.4%
% of FP17s for the same patient ID Re-attending between 3 & 9 months - Children	46	114	40.4%	56.9%	62.3%	59.8%
% of FP17s for the same patient ID Re-attending between 3 & 9 months - Adults	62	123	50.4%	50.1%	53.3%	52.1%
% of FP17s for Band 1 Urgent Courses	12	234	5.1%	10.0%	9.7%	9.2%
% of FP17s Relating to Free Repair or Replacements	2	234	0.9%	0.5%	0.6%	0.7%
% of FP17s Relating to Continuations	0	234	0.0%	0.7%	0.8%	0.8%
% of Patients satisfied with the dentistry they have received	0	0	N/A	92.0%	93.4%	93.4%
% of Patients satisfied with the time they had to wait for an appointment	0	0	N/A	85.6%	86.8%	87.6%

* This is based on patients treated on this contract for their most recent course of treatment. Figures in italics indicate the base number of FP17s or Patient Questionnaire responses are less than 100. N/A is shown where the base number of responses is less than 10 during the period. % is calculated as Quantity/Base number*100

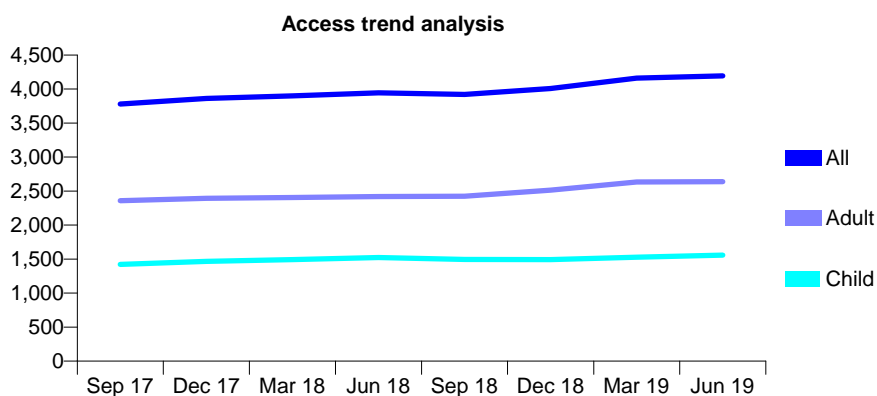
Q67 - Vital Signs At a Glance Contract Report for 165417/0001 - June 2019

Name or company name	Lavender Dental Care Ltd
Contract type name	GDS Contract
Purpose of contract	General
Contract start date	01/04/2011
Contract end date	

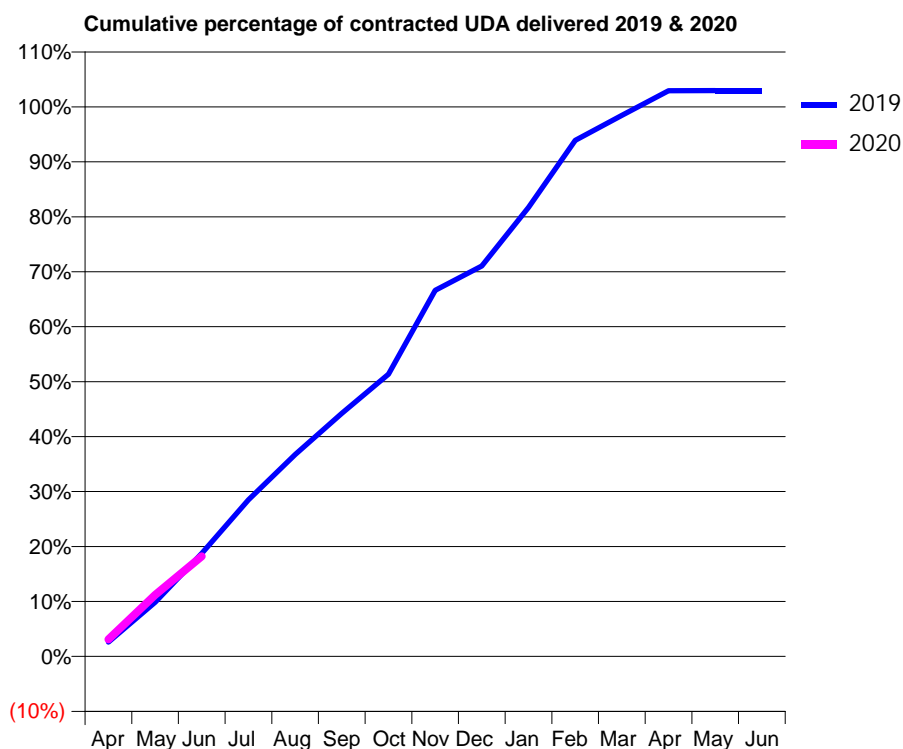
19/20 Contracted general activity (UDA)	9,627
Carry forward general activity (UDA)	0
19/20 Contracted orthodontic activity (UOA)	0
Carry forward orthodontic activity (UOA)	0
Baseline contract value	£251,253.77

ACCESS*

Patients seen in 24 months	Total	Change since previous quarter
Quarter ending June 2018	3,944	
Quarter ending September 2018	3,921	→
Quarter ending December 2018	4,009	↑
Quarter ending March 2019	4,162	↑
Quarter ending June 2019	4,195	→
Variance since June 2018	6.4%	↑



ACTIVITY



Month	Adjusted Scheduled Activity (UDA)	
	2019	2020
April	251	299
May	950	1,079
June	1,804	1,753
July	2,744	
August	3,537	
September	4,257	
October	4,944	
November	6,414	
December	6,838	
January	7,865	
February	9,040	
March	9,478	
April	9,910	
May	9,911	
June	9,911	

QUALITY

	Quantity	Base Number	Contract	AT	Region	England
% of FP17s for the same patient ID Re-attending within 3 months - Children	48	620	7.7%	10.6%	10.6%	11.4%
% of FP17s for the same patient ID Re-attending within 3 months - Adults	122	839	14.5%	16.2%	15.2%	15.4%
% of FP17s for the same patient ID Re-attending between 3 & 9 months - Children	393	620	63.4%	56.9%	62.3%	59.8%
% of FP17s for the same patient ID Re-attending between 3 & 9 months - Adults	422	839	50.3%	50.1%	53.3%	52.1%
% of FP17s for Band 1 Urgent Courses	80	972	8.2%	10.0%	9.7%	9.2%
% of FP17s Relating to Free Repair or Replacements	14	972	1.4%	0.5%	0.6%	0.7%
% of FP17s Relating to Continuations	3	972	0.3%	0.7%	0.8%	0.8%
% of Patients satisfied with the dentistry they have received	1	1	N/A	92.0%	93.4%	93.4%
% of Patients satisfied with the time they had to wait for an appointment	1	1	N/A	85.6%	86.8%	87.6%

* This is based on patients treated on this contract for their most recent course of treatment. Figures in italics indicate the base number of FP17s or Patient Questionnaire responses are less than 100. N/A is shown where the base number of responses is less than 10 during the period. % is calculated as Quantity/Base number*100

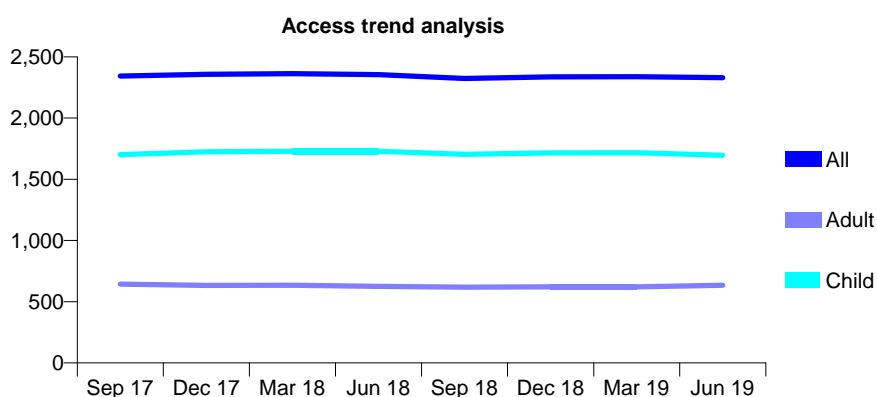
Q67 - Vital Signs At a Glance Contract Report for 166758/0001 - June 2019

Name or company name	The Blockley Partnership
Contract type name	GDS Contract
Purpose of contract	General
Contract start date	01/04/2011
Contract end date	

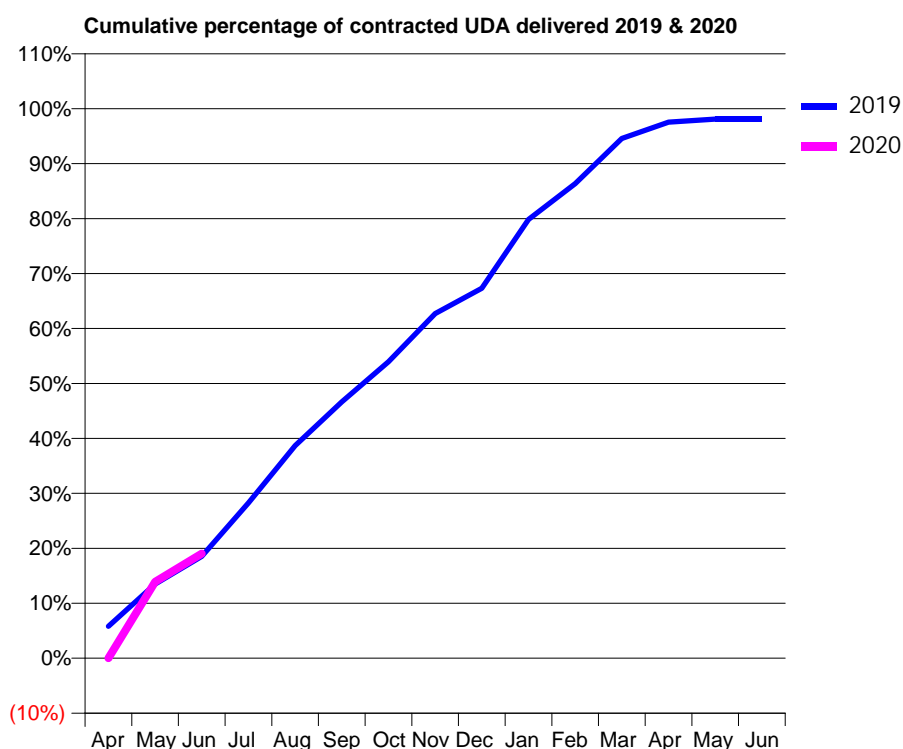
19/20 Contracted general activity (UDA)	4,900
Carry forward general activity (UDA)	0
19/20 Contracted orthodontic activity (UOA)	0
Carry forward orthodontic activity (UOA)	0
Baseline contract value	£124,009.27

ACCESS*

Patients seen in 24 months	Total	Change since previous quarter
Quarter ending June 2018	2,355	
Quarter ending September 2018	2,323	↓
Quarter ending December 2018	2,337	→
Quarter ending March 2019	2,338	→
Quarter ending June 2019	2,331	→
Variance since June 2018	(1.0%)	↓



ACTIVITY



Month	2019	2020
April	284	0
May	661	682
June	908	933
July	1,385	
August	1,896	
September	2,286	
October	2,644	
November	3,073	
December	3,298	
January	3,911	
February	4,231	
March	4,635	
April	4,779	
May	4,807	
June	4,807	

QUALITY

	Quantity	Base Number	Contract	AT	Region	England
% of FP17s for the same patient ID Re-attending within 3 months - Children	40	641	6.2%	10.6%	10.6%	11.4%
% of FP17s for the same patient ID Re-attending within 3 months - Adults	12	110	10.9%	16.2%	15.2%	15.4%
% of FP17s for the same patient ID Re-attending between 3 & 9 months - Children	430	641	67.1%	56.9%	62.3%	59.8%
% of FP17s for the same patient ID Re-attending between 3 & 9 months - Adults	58	110	52.7%	50.1%	53.3%	52.1%
% of FP17s for Band 1 Urgent Courses	18	627	2.9%	10.0%	9.7%	9.2%
% of FP17s Relating to Free Repair or Replacements	0	627	0.0%	0.5%	0.6%	0.7%
% of FP17s Relating to Continuations	0	627	0.0%	0.7%	0.8%	0.8%
% of Patients satisfied with the dentistry they have received	1	1	N/A	92.0%	93.4%	93.4%
% of Patients satisfied with the time they had to wait for an appointment	1	1	N/A	85.6%	86.8%	87.6%

* This is based on patients treated on this contract for their most recent course of treatment. Figures in italics indicate the base number of FP17s or Patient Questionnaire responses are less than 100. N/A is shown where the base number of responses is less than 10 during the period. % is calculated as Quantity/Base number*100

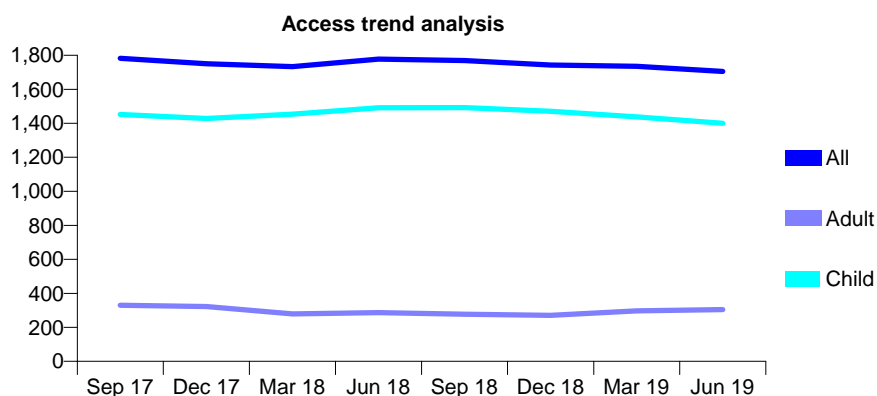
Q67 - Vital Signs At a Glance Contract Report for 171204/0001 - June 2019

Name or company name	Manzoor and Shah
Contract type name	GDS Contract
Purpose of contract	General
Contract start date	01/08/2015
Contract end date	

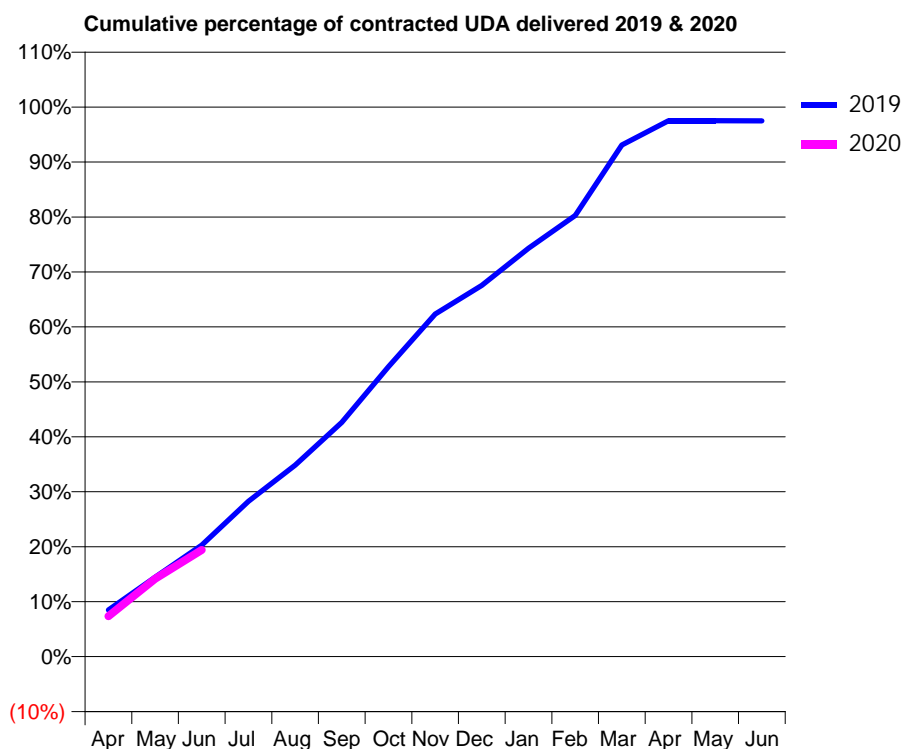
19/20 Contracted general activity (UDA)	3,946
Carry forward general activity (UDA)	0
19/20 Contracted orthodontic activity (UOA)	0
Carry forward orthodontic activity (UOA)	0
Baseline contract value	£99,865.44

ACCESS*

Patients seen in 24 months	Total	Change since previous quarter
Quarter ending June 2018	1,778	
Quarter ending September 2018	1,769	→
Quarter ending December 2018	1,742	↓
Quarter ending March 2019	1,735	→
Quarter ending June 2019	1,705	↓
Variance since June 2018	(4.1%)	↓



ACTIVITY



Month	Adjusted Scheduled Activity (UDA)	
	2019	2020
April	335	291
May	571	560
June	800	766
July	1,115	
August	1,375	
September	1,682	
October	2,082	
November	2,459	
December	2,665	
January	2,932	
February	3,168	
March	3,674	
April	3,848	
May	3,848	
June	3,847	

QUALITY

	Quantity	Base Number	Contract	AT	Region	England
% of FP17s for the same patient ID Re-attending within 3 months - Children	29	559	5.2%	10.6%	10.6%	11.4%
% of FP17s for the same patient ID Re-attending within 3 months - Adults	2	60	3.3%	16.2%	15.2%	15.4%
% of FP17s for the same patient ID Re-attending between 3 & 9 months - Children	346	559	61.9%	56.9%	62.3%	59.8%
% of FP17s for the same patient ID Re-attending between 3 & 9 months - Adults	14	60	23.3%	50.1%	53.3%	52.1%
% of FP17s for Band 1 Urgent Courses	12	516	2.3%	10.0%	9.7%	9.2%
% of FP17s Relating to Free Repair or Replacements	0	516	0.0%	0.5%	0.6%	0.7%
% of FP17s Relating to Continuations	0	516	0.0%	0.7%	0.8%	0.8%
% of Patients satisfied with the dentistry they have received	1	1	N/A	92.0%	93.4%	93.4%
% of Patients satisfied with the time they had to wait for an appointment	1	1	N/A	85.6%	86.8%	87.6%

* This is based on patients treated on this contract for their most recent course of treatment. Figures in italics indicate the base number of FP17s or Patient Questionnaire responses are less than 100. N/A is shown where the base number of responses is less than 10 during the period. % is calculated as Quantity/Base number*100

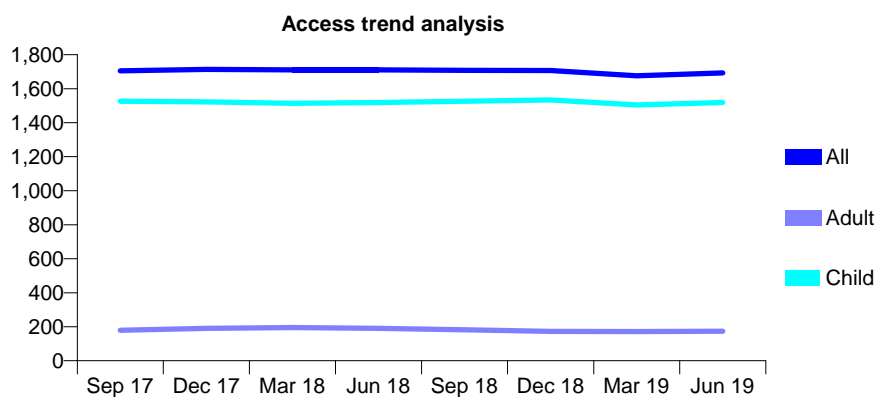
Q67 - Vital Signs At a Glance Contract Report for 172111/0002 - June 2019

Name or company name	Rainham Dental Surgery
Contract type name	GDS Contract
Purpose of contract	General
Contract start date	05/06/2014
Contract end date	

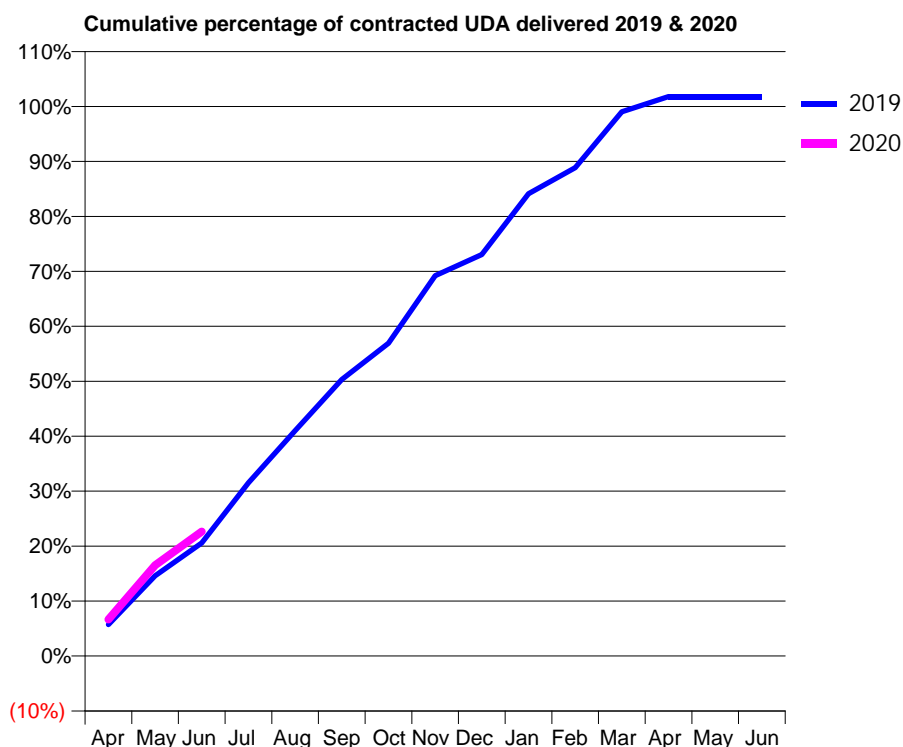
19/20 Contracted general activity (UDA)	3,250
Carry forward general activity (UDA)	0
19/20 Contracted orthodontic activity (UOA)	0
Carry forward orthodontic activity (UOA)	0
Baseline contract value	£84,827.91

ACCESS*

Patients seen in 24 months	Total	Change since previous quarter
Quarter ending June 2018	1,710	
Quarter ending September 2018	1,708	→
Quarter ending December 2018	1,707	→
Quarter ending March 2019	1,676	↓
Quarter ending June 2019	1,693	→
Variance since June 2018	(1.0%)	→



ACTIVITY



Month	Adjusted Scheduled Activity (UDA)	
	2019	2020
April	185	216
May	475	537
June	669	736
July	1,025	
August	1,333	
September	1,635	
October	1,850	
November	2,249	
December	2,374	
January	2,734	
February	2,887	
March	3,218	
April	3,308	
May	3,308	
June	3,308	

QUALITY

	Quantity	Base Number	Contract	AT	Region	England
% of FP17s for the same patient ID Re-attending within 3 months - Children	35	671	5.2%	10.6%	10.6%	11.4%
% of FP17s for the same patient ID Re-attending within 3 months - Adults	1	21	4.8%	16.2%	15.2%	15.4%
% of FP17s for the same patient ID Re-attending between 3 & 9 months - Children	421	671	62.7%	56.9%	62.3%	59.8%
% of FP17s for the same patient ID Re-attending between 3 & 9 months - Adults	11	21	52.4%	50.1%	53.3%	52.1%
% of FP17s for Band 1 Urgent Courses	27	613	4.4%	10.0%	9.7%	9.2%
% of FP17s Relating to Free Repair or Replacements	0	613	0.0%	0.5%	0.6%	0.7%
% of FP17s Relating to Continuations	0	613	0.0%	0.7%	0.8%	0.8%
% of Patients satisfied with the dentistry they have received	0	0	N/A	92.0%	93.4%	93.4%
% of Patients satisfied with the time they had to wait for an appointment	0	0	N/A	85.6%	86.8%	87.6%

* This is based on patients treated on this contract for their most recent course of treatment. Figures in italics indicate the base number of FP17s or Patient Questionnaire responses are less than 100. N/A is shown where the base number of responses is less than 10 during the period. % is calculated as Quantity/Base number*100

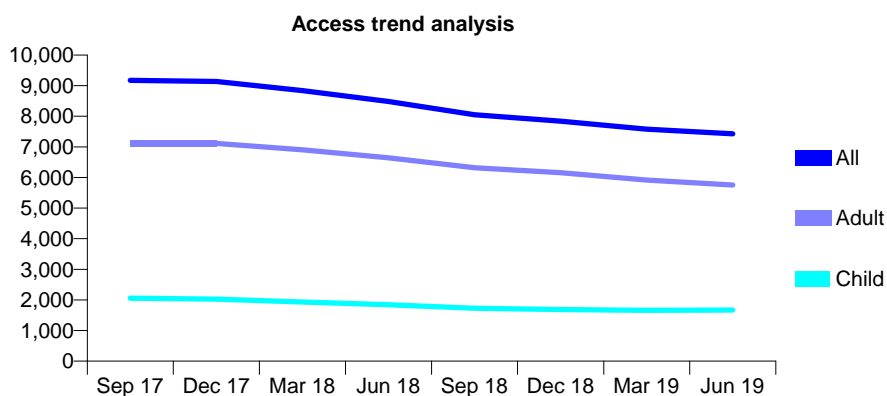
Q67 - Vital Signs At a Glance Contract Report for 175153/0001 - June 2019

Name or company name	Harbour Dental Practice Partnership
Contract type name	GDS Contract
Purpose of contract	General
Contract start date	01/12/2015
Contract end date	

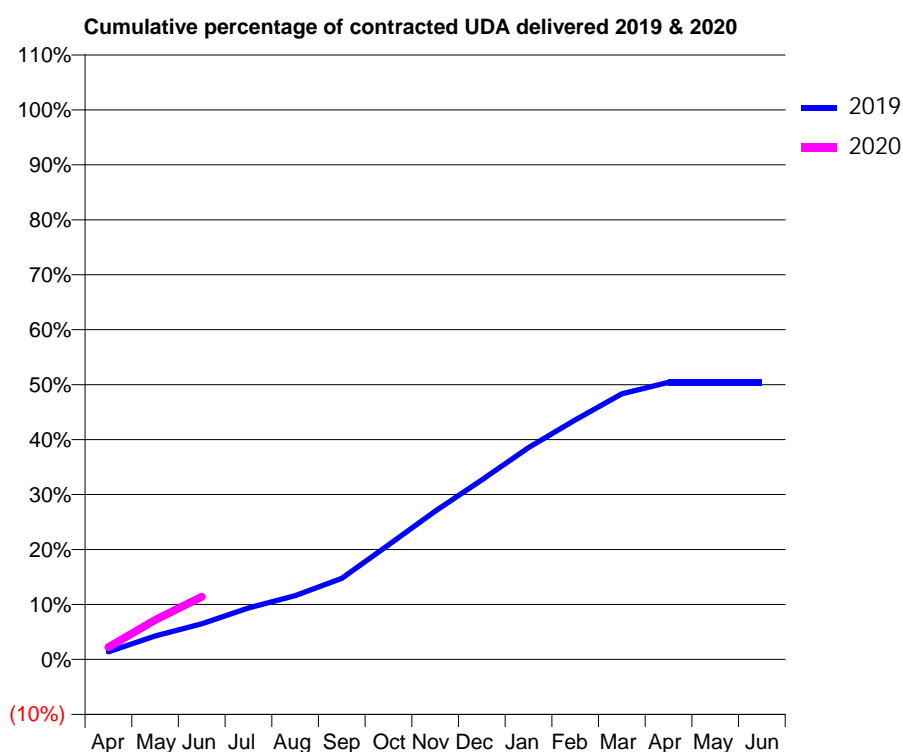
19/20 Contracted general activity (UDA)	34,114
Carry forward general activity (UDA)	0
19/20 Contracted orthodontic activity (UOA)	0
Carry forward orthodontic activity (UOA)	0
Baseline contract value	£971,655.32

ACCESS*

Patients seen in 24 months	Total	Change since previous quarter
Quarter ending June 2018	8,482	
Quarter ending September 2018	8,050	↓
Quarter ending December 2018	7,839	↓
Quarter ending March 2019	7,579	↓
Quarter ending June 2019	7,427	↓
Variance since June 2018	(12.4%)	↓



ACTIVITY



Month	2019	2020
April	472	756
May	1,455	2,451
June	2,216	3,886
July	3,194	
August	3,962	
September	5,038	
October	7,110	
November	9,210	
December	11,148	
January	13,153	
February	14,860	
March	16,485	
April	17,200	
May	17,201	
June	17,200	

QUALITY

	Quantity	Base Number	Contract	AT	Region	England
% of FP17s for the same patient ID Re-attending within 3 months - Children	55	551	10.0%	10.6%	10.6%	11.4%
% of FP17s for the same patient ID Re-attending within 3 months - Adults	257	1,912	13.4%	16.2%	15.2%	15.4%
% of FP17s for the same patient ID Re-attending between 3 & 9 months - Children	221	551	40.1%	56.9%	62.3%	59.8%
% of FP17s for the same patient ID Re-attending between 3 & 9 months - Adults	946	1,912	49.5%	50.1%	53.3%	52.1%
% of FP17s for Band 1 Urgent Courses	214	2,137	10.0%	10.0%	9.7%	9.2%
% of FP17s Relating to Free Repair or Replacements	11	2,137	0.5%	0.5%	0.6%	0.7%
% of FP17s Relating to Continuations	33	2,137	1.5%	0.7%	0.8%	0.8%
% of Patients satisfied with the dentistry they have received	2	2	N/A	92.0%	93.4%	93.4%
% of Patients satisfied with the time they had to wait for an appointment	2	2	N/A	85.6%	86.8%	87.6%

* This is based on patients treated on this contract for their most recent course of treatment. Figures in italics indicate the base number of FP17s or Patient Questionnaire responses are less than 100. N/A is shown where the base number of responses is less than 10 during the period. % is calculated as Quantity/Base number*100

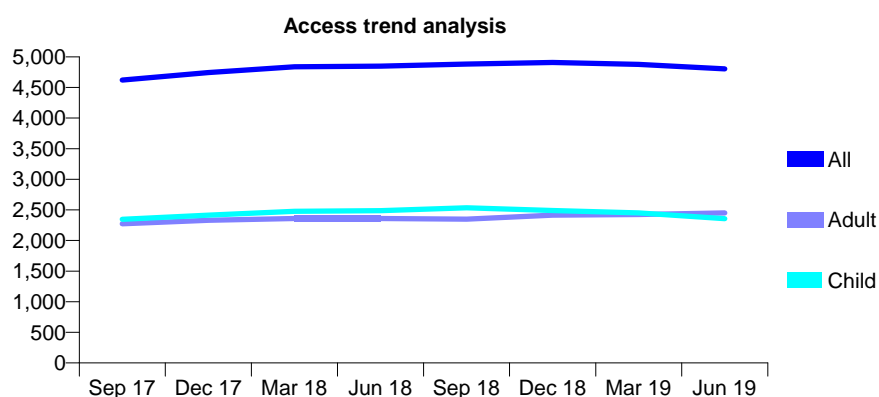
Q67 - Vital Signs At a Glance Contract Report for 175420/0004 - June 2019

Name or company name	Simon Collins Community Dental Service
Contract type name	PDS Contract
Purpose of contract	General
Contract start date	01/12/2012
Contract end date	31/03/2021

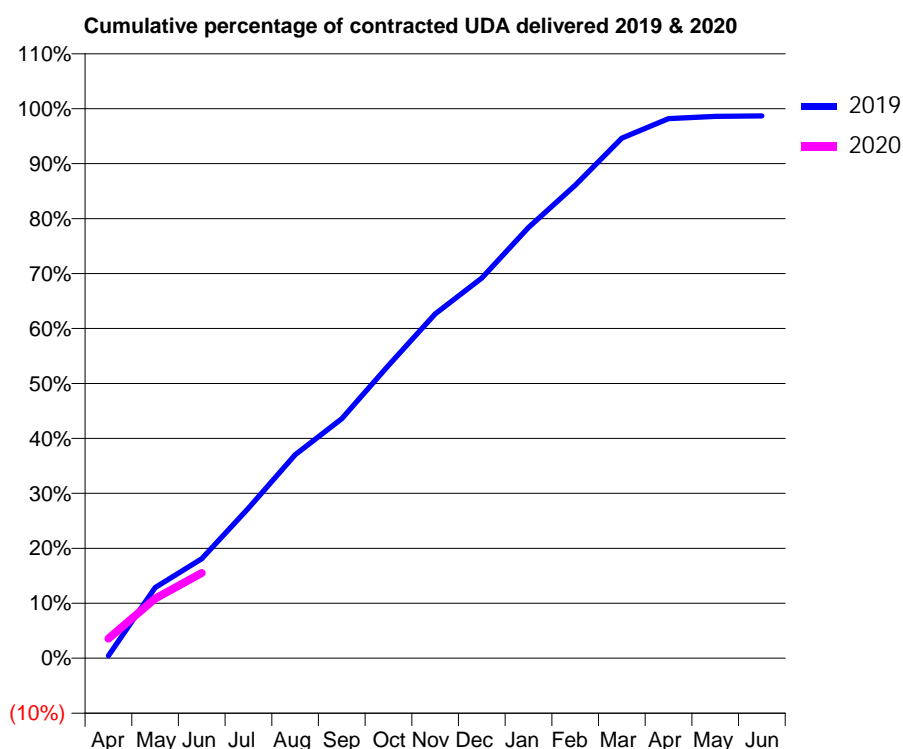
19/20 Contracted general activity (UDA)	15,792
Carry forward general activity (UDA)	0
19/20 Contracted orthodontic activity (UOA)	0
Carry forward orthodontic activity (UOA)	0
Baseline contract value	£1,893,406.58

ACCESS*

Patients seen in 24 months	Total	Change since previous quarter
Quarter ending June 2018	4,848	
Quarter ending September 2018	4,884	→
Quarter ending December 2018	4,908	→
Quarter ending March 2019	4,877	→
Quarter ending June 2019	4,806	↓
Variance since June 2018	(0.9%)	→



ACTIVITY



Month	2019	2020
April	66	564
May	1,877	1,716
June	2,639	2,449
July	3,984	
August	5,404	
September	6,357	
October	7,773	
November	9,140	
December	10,094	
January	11,437	
February	12,558	
March	13,808	
April	14,327	
May	14,384	
June	14,398	

QUALITY

	Quantity	Base Number	Contract	AT	Region	England
% of FP17s for the same patient ID Re-attending within 3 months - Children	89	916	9.7%	10.6%	10.6%	11.4%
% of FP17s for the same patient ID Re-attending within 3 months - Adults	86	773	11.1%	16.2%	15.2%	15.4%
% of FP17s for the same patient ID Re-attending between 3 & 9 months - Children	312	916	34.1%	56.9%	62.3%	59.8%
% of FP17s for the same patient ID Re-attending between 3 & 9 months - Adults	341	773	44.1%	50.1%	53.3%	52.1%
% of FP17s for Band 1 Urgent Courses	75	1,330	5.6%	10.0%	9.7%	9.2%
% of FP17s Relating to Free Repair or Replacements	4	1,330	0.3%	0.5%	0.6%	0.7%
% of FP17s Relating to Continuations	15	1,330	1.1%	0.7%	0.8%	0.8%
% of Patients satisfied with the dentistry they have received	2	2	N/A	92.0%	93.4%	93.4%
% of Patients satisfied with the time they had to wait for an appointment	2	2	N/A	85.6%	86.8%	87.6%

* This is based on patients treated on this contract for their most recent course of treatment.

Figures in italics indicate the base number of FP17s or Patient Questionnaire responses are less than 100. N/A is shown where the base number of responses is less than 10 during the period. % is calculated as Quantity/Base number*100

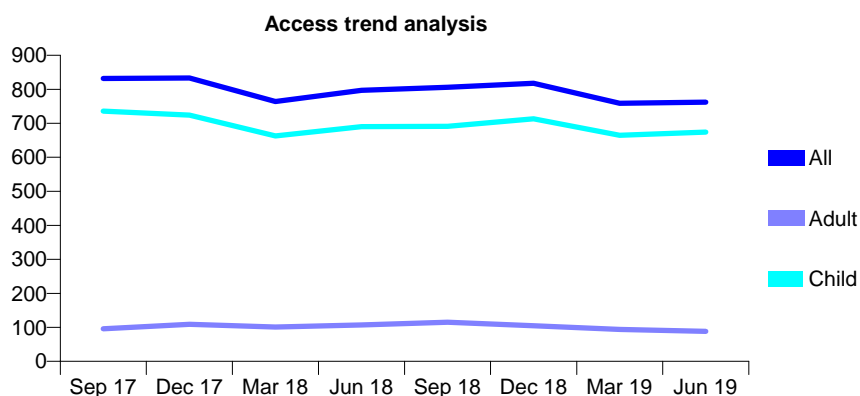
Q67 - Vital Signs At a Glance Contract Report for 175420/0006 - June 2019

Name or company name	Simon Collins Community Dental Service
Contract type name	PDS Contract
Purpose of contract	General
Contract start date	01/12/2012
Contract end date	31/03/2021

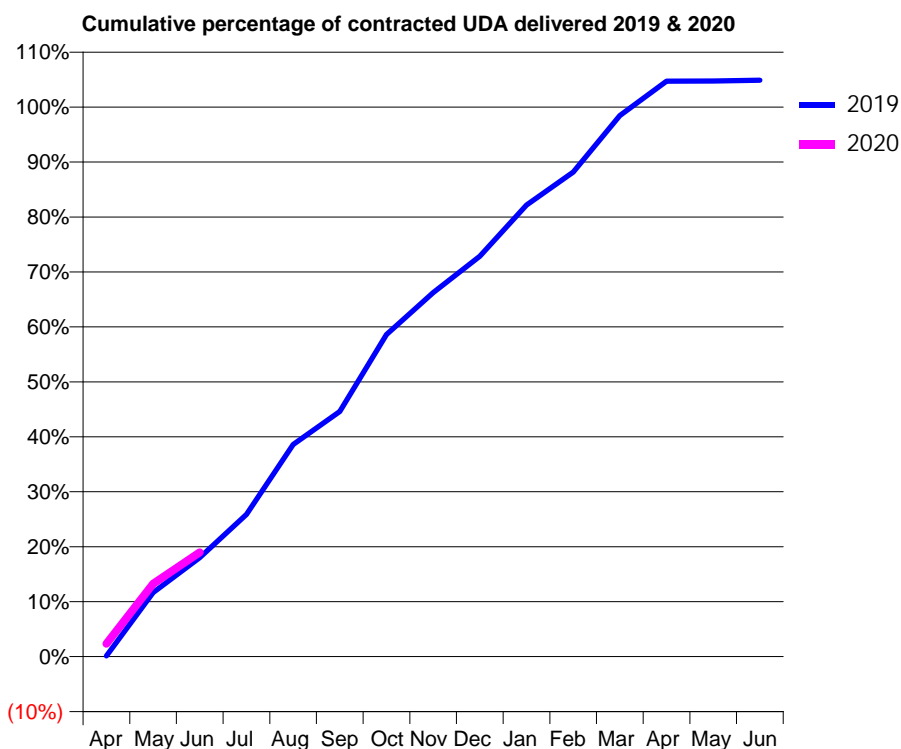
19/20 Contracted general activity (UDA)	2,358
Carry forward general activity (UDA)	0
19/20 Contracted orthodontic activity (UOA)	0
Carry forward orthodontic activity (UOA)	0
Baseline contract value	£982,171.27

ACCESS*

Patients seen in 24 months	Total	Change since previous quarter
Quarter ending June 2018	797	
Quarter ending September 2018	806	→
Quarter ending December 2018	818	→
Quarter ending March 2019	759	↓
Quarter ending June 2019	762	→
Variance since June 2018	(4.4%)	↓



ACTIVITY



Month	Adjusted Scheduled Activity (UDA)	
	2019	2020
April	3	55
May	275	313
June	425	448
July	610	
August	910	
September	1,052	
October	1,382	
November	1,562	
December	1,718	
January	1,938	
February	2,079	
March	2,321	
April	2,469	
May	2,470	
June	2,473	

QUALITY

	Quantity	Base Number	Contract	AT	Region	England
% of FP17s for the same patient ID Re-attending within 3 months - Children	0	190	0.0%	10.6%	10.6%	11.4%
% of FP17s for the same patient ID Re-attending within 3 months - Adults	0	19	0.0%	16.2%	15.2%	15.4%
% of FP17s for the same patient ID Re-attending between 3 & 9 months - Children	1	190	0.5%	56.9%	62.3%	59.8%
% of FP17s for the same patient ID Re-attending between 3 & 9 months - Adults	0	19	0.0%	50.1%	53.3%	52.1%
% of FP17s for Band 1 Urgent Courses	0	152	0.0%	10.0%	9.7%	9.2%
% of FP17s Relating to Free Repair or Replacements	0	152	0.0%	0.5%	0.6%	0.7%
% of FP17s Relating to Continuations	0	152	0.0%	0.7%	0.8%	0.8%
% of Patients satisfied with the dentistry they have received	0	0	N/A	92.0%	93.4%	93.4%
% of Patients satisfied with the time they had to wait for an appointment	0	0	N/A	85.6%	86.8%	87.6%

* This is based on patients treated on this contract for their most recent course of treatment. Figures in italics indicate the base number of FP17s or Patient Questionnaire responses are less than 100. N/A is shown where the base number of responses is less than 10 during the period. % is calculated as Quantity/Base number*100

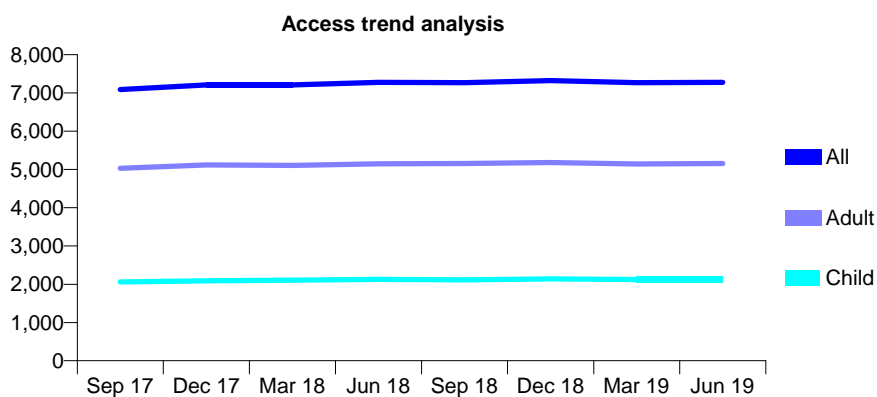
Q67 - Vital Signs At a Glance Contract Report for 176125/0001 - June 2019

Name or company name	Uddin & Akhtar
Contract type name	GDS Contract
Purpose of contract	General
Contract start date	01/01/2011
Contract end date	

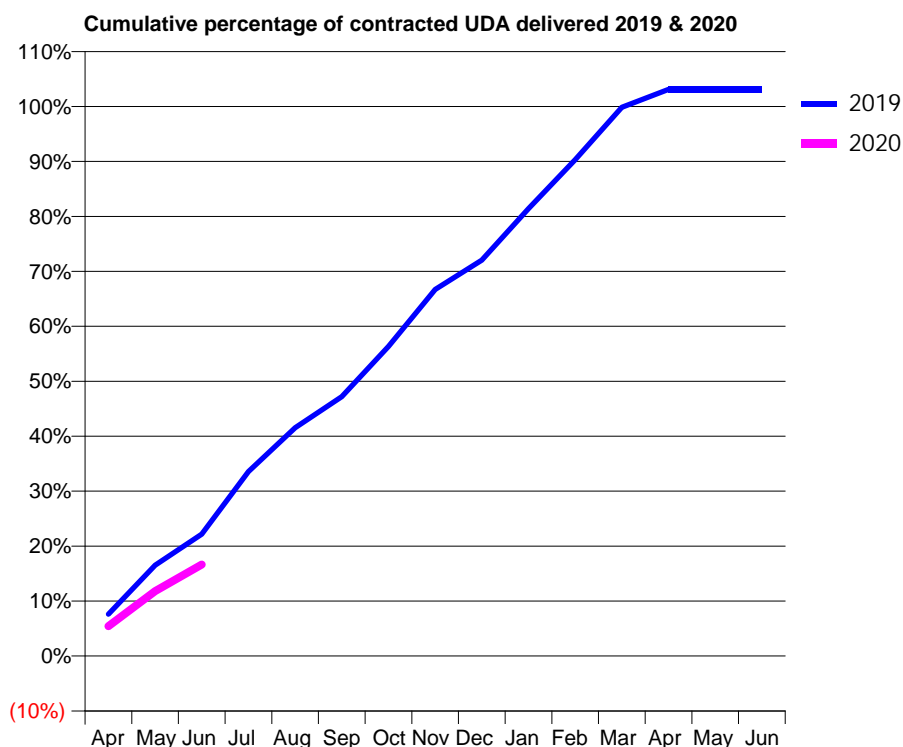
19/20 Contracted general activity (UDA)	20,060
Carry forward general activity (UDA)	0
19/20 Contracted orthodontic activity (UOA)	0
Carry forward orthodontic activity (UOA)	0
Baseline contract value	£568,137.31

ACCESS*

Patients seen in 24 months	Total	Change since previous quarter
Quarter ending June 2018	7,276	
Quarter ending September 2018	7,270	→
Quarter ending December 2018	7,322	→
Quarter ending March 2019	7,265	→
Quarter ending June 2019	7,277	→
Variance since June 2018	0.0%	→



ACTIVITY



Month	Adjusted Scheduled Activity (UDA)	
	2019	2020
April	1,527	1,087
May	3,316	2,366
June	4,449	3,339
July	6,734	
August	8,332	
September	9,466	
October	11,301	
November	13,378	
December	14,451	
January	16,332	
February	18,118	
March	20,029	
April	20,682	
May	20,681	
June	20,681	

QUALITY

	Quantity	Base Number	Contract	AT	Region	England
% of FP17s for the same patient ID Re-attending within 3 months - Children	19	615	3.1%	10.6%	10.6%	11.4%
% of FP17s for the same patient ID Re-attending within 3 months - Adults	84	1,280	6.6%	16.2%	15.2%	15.4%
% of FP17s for the same patient ID Re-attending between 3 & 9 months - Children	346	615	56.3%	56.9%	62.3%	59.8%
% of FP17s for the same patient ID Re-attending between 3 & 9 months - Adults	725	1,280	56.6%	50.1%	53.3%	52.1%
% of FP17s for Band 1 Urgent Courses	41	1,378	3.0%	10.0%	9.7%	9.2%
% of FP17s Relating to Free Repair or Replacements	6	1,378	0.4%	0.5%	0.6%	0.7%
% of FP17s Relating to Continuations	4	1,378	0.3%	0.7%	0.8%	0.8%
% of Patients satisfied with the dentistry they have received	4	4	N/A	92.0%	93.4%	93.4%
% of Patients satisfied with the time they had to wait for an appointment	4	4	N/A	85.6%	86.8%	87.6%

* This is based on patients treated on this contract for their most recent course of treatment. Figures in italics indicate the base number of FP17s or Patient Questionnaire responses are less than 100. N/A is shown where the base number of responses is less than 10 during the period. % is calculated as Quantity/Base number*100

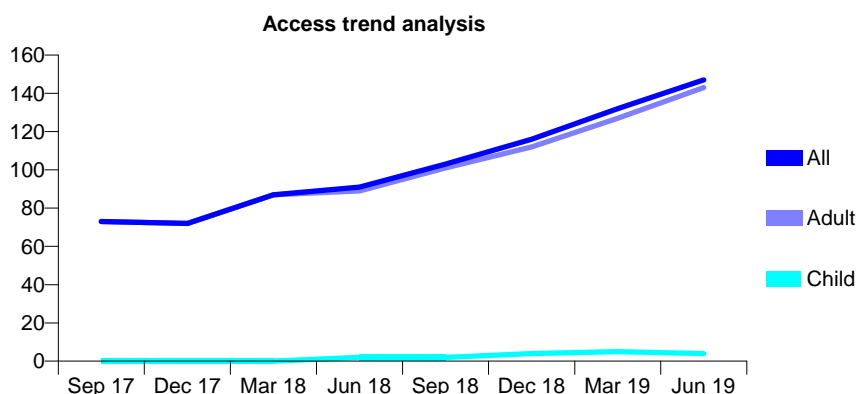
Q67 - Vital Signs At a Glance Contract Report for 176125/0002 - June 2019

Name or company name	Uddin & Akhtar
Contract type name	PDS Contract
Purpose of contract	General
Contract start date	10/03/2011
Contract end date	31/03/2020

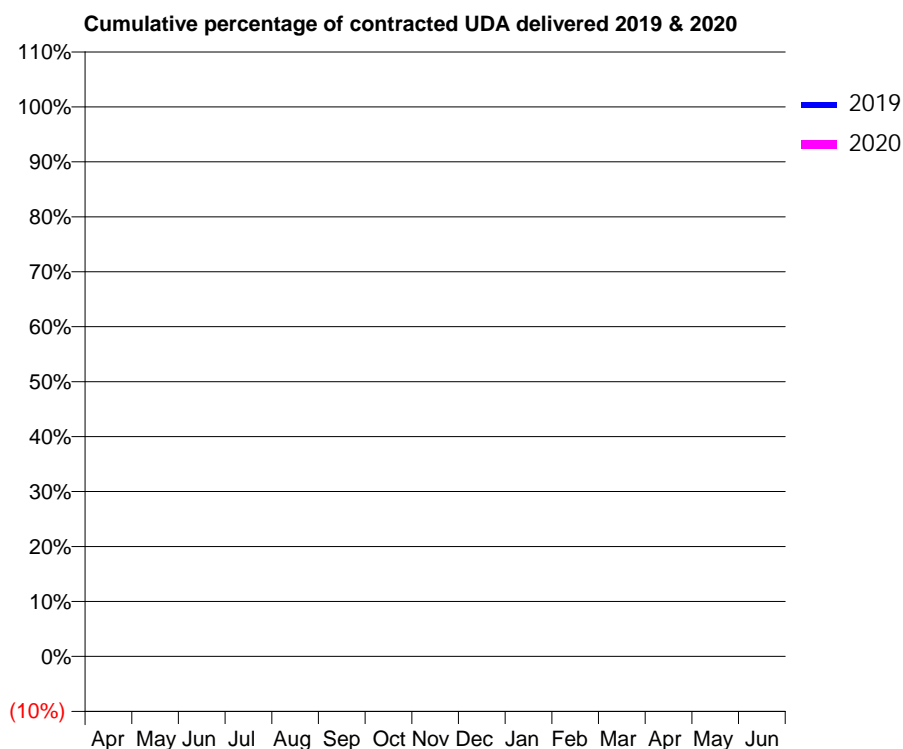
19/20 Contracted general activity (UDA)	11
Carry forward general activity (UDA)	0
19/20 Contracted orthodontic activity (UOA)	0
Carry forward orthodontic activity (UOA)	0
Baseline contract value	£44,461.87

ACCESS*

Patients seen in 24 months	Total	Change since previous quarter
Quarter ending June 2018	91	
Quarter ending September 2018	103	↑
Quarter ending December 2018	116	↑
Quarter ending March 2019	132	↑
Quarter ending June 2019	147	↑
Variance since June 2018	61.5%	↑



ACTIVITY



Month	Adjusted Scheduled Activity (UDA)	
	2019	2020
April	45	175
May	266	346
June	383	458
July	474	
August	750	
September	750	
October	920	
November	1,230	
December	1,386	
January	1,515	
February	1,773	
March	2,073	
April	2,151	
May	2,151	
June	2,151	

QUALITY

	Quantity	Base Number	Contract	AT	Region	England
% of FP17s for the same patient ID Re-attending within 3 months - Children	0	2	0.0%	10.6%	10.6%	11.4%
% of FP17s for the same patient ID Re-attending within 3 months - Adults	2	178	1.1%	16.2%	15.2%	15.4%
% of FP17s for the same patient ID Re-attending between 3 & 9 months - Children	0	2	0.0%	56.9%	62.3%	59.8%
% of FP17s for the same patient ID Re-attending between 3 & 9 months - Adults	1	178	0.6%	50.1%	53.3%	52.1%
% of FP17s for Band 1 Urgent Courses	0	154	0.0%	10.0%	9.7%	9.2%
% of FP17s Relating to Free Repair or Replacements	0	154	0.0%	0.5%	0.6%	0.7%
% of FP17s Relating to Continuations	0	154	0.0%	0.7%	0.8%	0.8%
% of Patients satisfied with the dentistry they have received	0	0	N/A	92.0%	93.4%	93.4%
% of Patients satisfied with the time they had to wait for an appointment	0	0	N/A	85.6%	86.8%	87.6%

* This is based on patients treated on this contract for their most recent course of treatment. Figures in italics indicate the base number of FP17s or Patient Questionnaire responses are less than 100. N/A is shown where the base number of responses is less than 10 during the period. % is calculated as Quantity/Base number*100

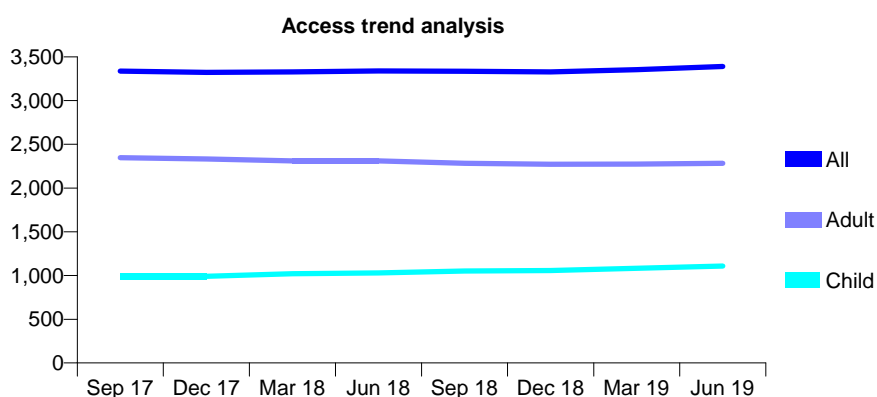
Q67 - Vital Signs At a Glance Contract Report for 176680/0001 - June 2019

Name or company name	Tricon House Dental Practice
Contract type name	GDS Contract
Purpose of contract	General
Contract start date	01/09/2015
Contract end date	

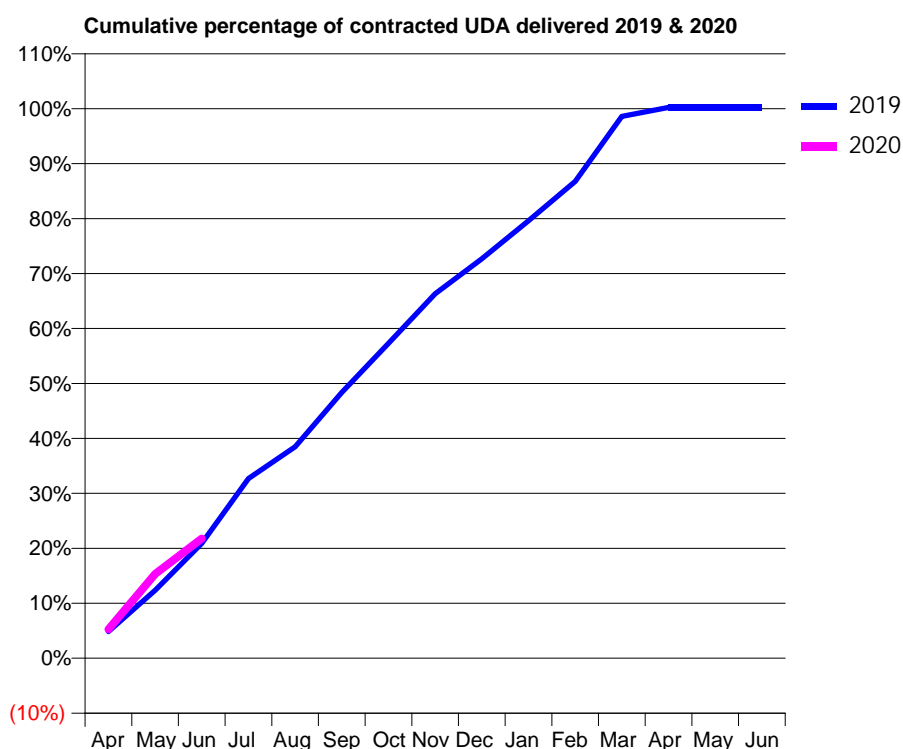
19/20 Contracted general activity (UDA)	8,599
Carry forward general activity (UDA)	0
19/20 Contracted orthodontic activity (UOA)	0
Carry forward orthodontic activity (UOA)	0
Baseline contract value	£217,623.65

ACCESS*

Patients seen in 24 months	Total	Change since previous quarter
Quarter ending June 2018	3,339	
Quarter ending September 2018	3,335	→
Quarter ending December 2018	3,329	→
Quarter ending March 2019	3,355	→
Quarter ending June 2019	3,391	→
Variance since June 2018	1.6%	→



ACTIVITY



Month	2019	2020
April	418	453
May	1,064	1,321
June	1,798	1,873
July	2,812	
August	3,308	
September	4,157	
October	4,927	
November	5,704	
December	6,248	
January	6,846	
February	7,461	
March	8,477	
April	8,617	
May	8,620	
June	8,620	

QUALITY

	Quantity	Base Number	Contract	AT	Region	England
% of FP17s for the same patient ID Re-attending within 3 months - Children	23	399	5.8%	10.6%	10.6%	11.4%
% of FP17s for the same patient ID Re-attending within 3 months - Adults	141	832	16.9%	16.2%	15.2%	15.4%
% of FP17s for the same patient ID Re-attending between 3 & 9 months - Children	233	399	58.4%	56.9%	62.3%	59.8%
% of FP17s for the same patient ID Re-attending between 3 & 9 months - Adults	533	832	64.1%	50.1%	53.3%	52.1%
% of FP17s for Band 1 Urgent Courses	40	1,140	3.5%	10.0%	9.7%	9.2%
% of FP17s Relating to Free Repair or Replacements	0	1,140	0.0%	0.5%	0.6%	0.7%
% of FP17s Relating to Continuations	43	1,140	3.8%	0.7%	0.8%	0.8%
% of Patients satisfied with the dentistry they have received	3	3	N/A	92.0%	93.4%	93.4%
% of Patients satisfied with the time they had to wait for an appointment	3	3	N/A	85.6%	86.8%	87.6%

* This is based on patients treated on this contract for their most recent course of treatment.

Figures in italics indicate the base number of FP17s or Patient Questionnaire responses are less than 100. N/A is shown where the base number of responses is less than 10 during the period. % is calculated as Quantity/Base number*100

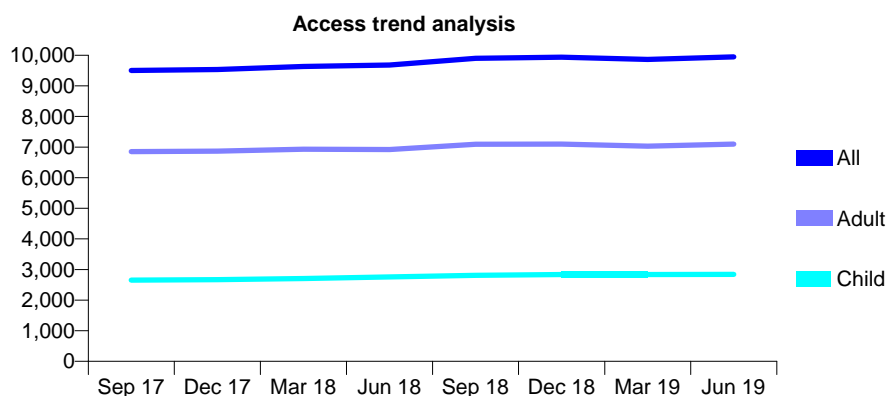
Q67 - Vital Signs At a Glance Contract Report for 182583/0001 - June 2019

Name or company name	The City Way Practice
Contract type name	GDS Contract
Purpose of contract	General
Contract start date	01/05/2012
Contract end date	

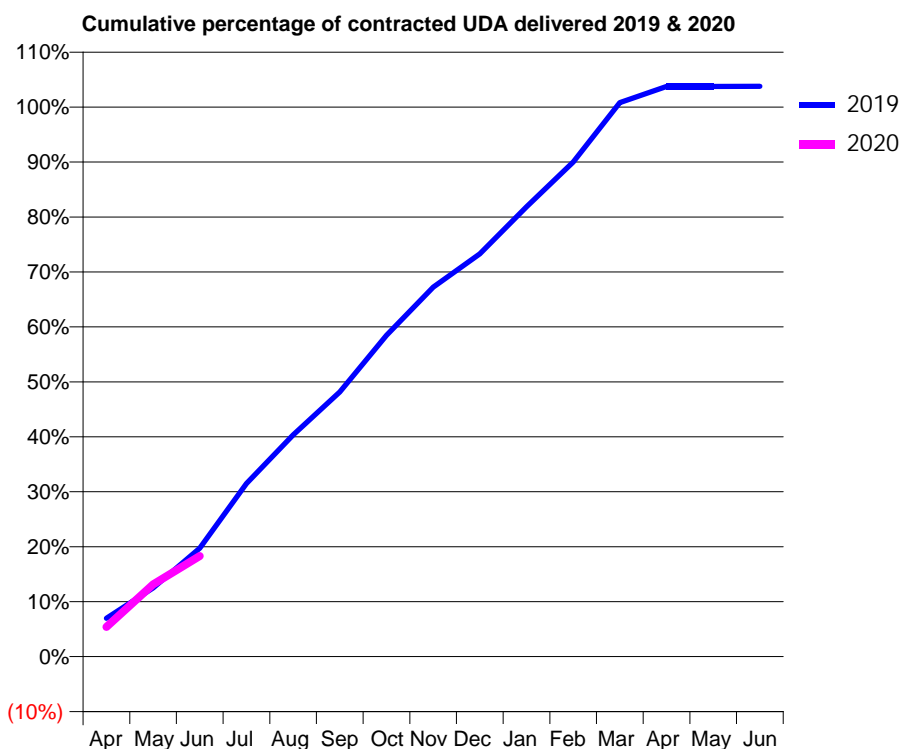
19/20 Contracted general activity (UDA)	26,183
Carry forward general activity (UDA)	0
19/20 Contracted orthodontic activity (UOA)	0
Carry forward orthodontic activity (UOA)	0
Baseline contract value	£669,917.39

ACCESS*

Patients seen in 24 months	Total	Change since previous quarter
Quarter ending June 2018	9,680	
Quarter ending September 2018	9,900	↑
Quarter ending December 2018	9,938	→
Quarter ending March 2019	9,862	→
Quarter ending June 2019	9,945	→
Variance since June 2018	2.7%	↑



ACTIVITY



Month	Adjusted Scheduled Activity (UDA)	
	2019	2020
April	1,826	1,413
May	3,278	3,450
June	5,170	4,794
July	8,253	
August	10,562	
September	12,611	
October	15,308	
November	17,602	
December	19,193	
January	21,428	
February	23,563	
March	26,392	
April	27,165	
May	27,168	
June	27,175	

QUALITY

	Quantity	Base Number	Contract	AT	Region	England
% of FP17s for the same patient ID Re-attending within 3 months - Children	64	863	7.4%	10.6%	10.6%	11.4%
% of FP17s for the same patient ID Re-attending within 3 months - Adults	185	1,815	10.2%	16.2%	15.2%	15.4%
% of FP17s for the same patient ID Re-attending between 3 & 9 months - Children	451	863	52.3%	56.9%	62.3%	59.8%
% of FP17s for the same patient ID Re-attending between 3 & 9 months - Adults	809	1,815	44.6%	50.1%	53.3%	52.1%
% of FP17s for Band 1 Urgent Courses	216	2,360	9.2%	10.0%	9.7%	9.2%
% of FP17s Relating to Free Repair or Replacements	35	2,360	1.5%	0.5%	0.6%	0.7%
% of FP17s Relating to Continuations	3	2,360	0.1%	0.7%	0.8%	0.8%
% of Patients satisfied with the dentistry they have received	7	7	N/A	92.0%	93.4%	93.4%
% of Patients satisfied with the time they had to wait for an appointment	7	7	N/A	85.6%	86.8%	87.6%

* This is based on patients treated on this contract for their most recent course of treatment. Figures in italics indicate the base number of FP17s or Patient Questionnaire responses are less than 100. N/A is shown where the base number of responses is less than 10 during the period. % is calculated as Quantity/Base number*100

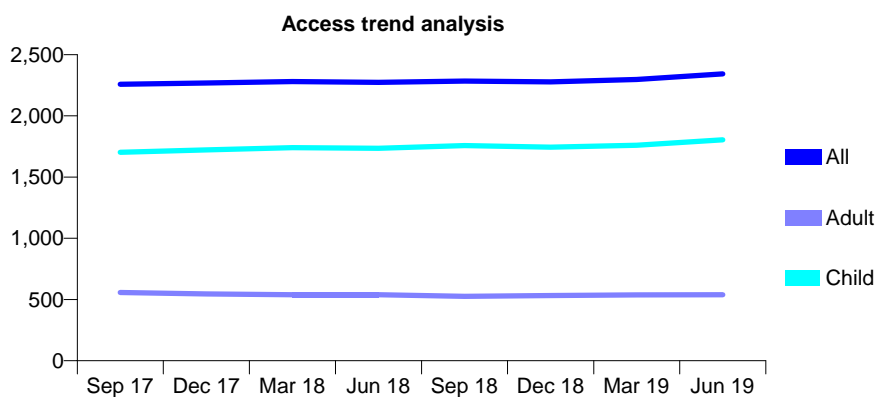
Q67 - Vital Signs At a Glance Contract Report for 183156/0001 - June 2019

Name or company name	Roseacre Cottage Dental Practice
Contract type name	GDS Contract
Purpose of contract	General
Contract start date	01/12/2012
Contract end date	

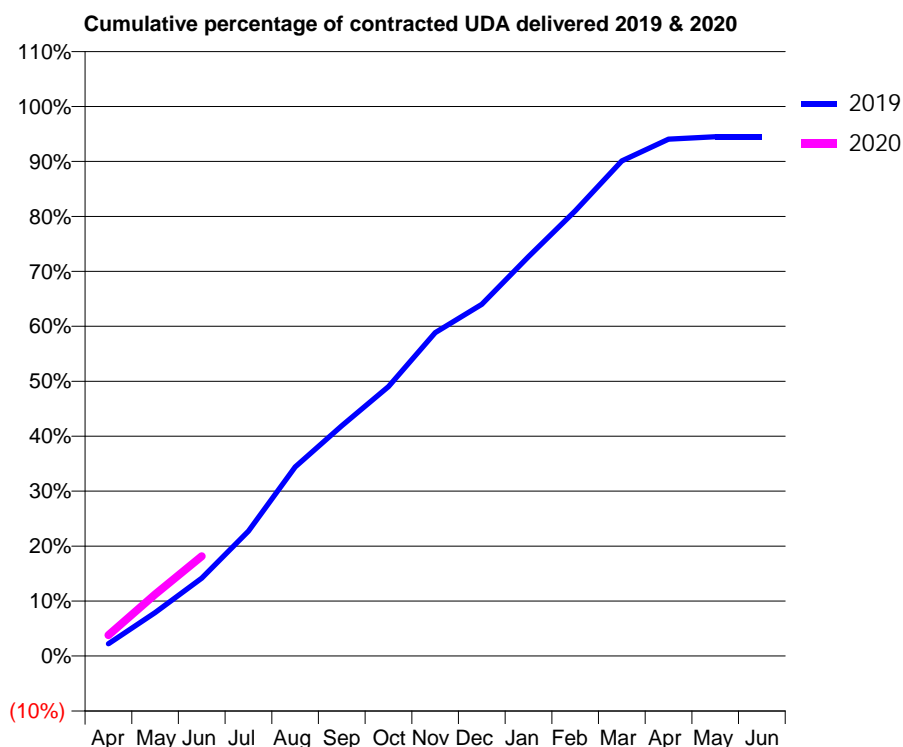
19/20 Contracted general activity (UDA)	4,700
Carry forward general activity (UDA)	0
19/20 Contracted orthodontic activity (UOA)	0
Carry forward orthodontic activity (UOA)	0
Baseline contract value	£130,766.43

ACCESS*

Patients seen in 24 months	Total	Change since previous quarter
Quarter ending June 2018	2,274	
Quarter ending September 2018	2,284	→
Quarter ending December 2018	2,277	→
Quarter ending March 2019	2,298	→
Quarter ending June 2019	2,343	→
Variance since June 2018	3.0%	↑



ACTIVITY



Month	Adjusted Scheduled Activity (UDA)	
	2019	2020
April	106	178
May	372	528
June	667	854
July	1,068	
August	1,616	
September	1,969	
October	2,305	
November	2,765	
December	3,008	
January	3,415	
February	3,806	
March	4,234	
April	4,420	
May	4,440	
June	4,440	

QUALITY

	Quantity	Base Number	Contract	AT	Region	England
% of FP17s for the same patient ID Re-attending within 3 months - Children	64	703	9.1%	10.6%	10.6%	11.4%
% of FP17s for the same patient ID Re-attending within 3 months - Adults	12	122	9.8%	16.2%	15.2%	15.4%
% of FP17s for the same patient ID Re-attending between 3 & 9 months - Children	439	703	62.4%	56.9%	62.3%	59.8%
% of FP17s for the same patient ID Re-attending between 3 & 9 months - Adults	69	122	56.6%	50.1%	53.3%	52.1%
% of FP17s for Band 1 Urgent Courses	31	689	4.5%	10.0%	9.7%	9.2%
% of FP17s Relating to Free Repair or Replacements	2	689	0.3%	0.5%	0.6%	0.7%
% of FP17s Relating to Continuations	0	689	0.0%	0.7%	0.8%	0.8%
% of Patients satisfied with the dentistry they have received	1	1	N/A	92.0%	93.4%	93.4%
% of Patients satisfied with the time they had to wait for an appointment	0	1	N/A	85.6%	86.8%	87.6%

* This is based on patients treated on this contract for their most recent course of treatment. Figures in italics indicate the base number of FP17s or Patient Questionnaire responses are less than 100. N/A is shown where the base number of responses is less than 10 during the period. % is calculated as Quantity/Base number*100

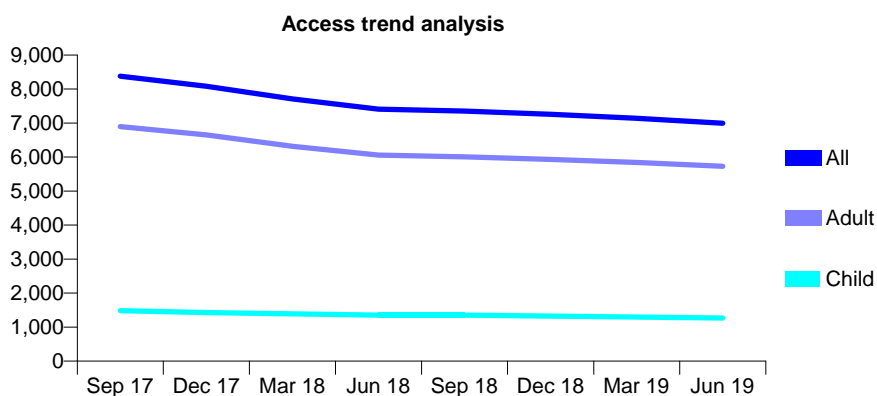
Q67 - Vital Signs At a Glance Contract Report for 183202/0002 - June 2019

Name or company name	Stanhope Road Dental Practice Partnership
Contract type name	GDS Contract
Purpose of contract	General
Contract start date	22/06/2015
Contract end date	

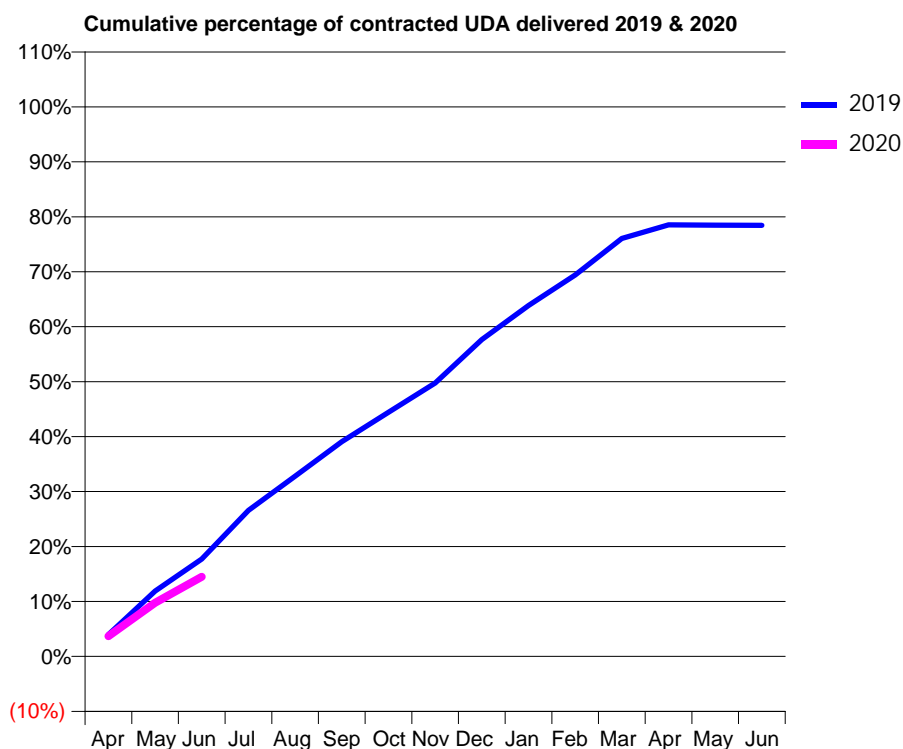
19/20 Contracted general activity (UDA)	28,000
Carry forward general activity (UDA)	0
19/20 Contracted orthodontic activity (UOA)	0
Carry forward orthodontic activity (UOA)	0
Baseline contract value	£720,745.93

ACCESS*

Patients seen in 24 months	Total	Change since previous quarter
Quarter ending June 2018	7,410	
Quarter ending September 2018	7,354	→
Quarter ending December 2018	7,256	↓
Quarter ending March 2019	7,139	↓
Quarter ending June 2019	6,994	↓
Variance since June 2018	(5.6%)	↓



ACTIVITY



Month	2019	2020
April	1,112	1,038
May	3,331	2,734
June	4,965	4,059
July	7,446	
August	9,184	
September	10,935	
October	12,438	
November	13,930	
December	16,143	
January	17,880	
February	19,438	
March	21,296	
April	21,983	
May	21,968	
June	21,965	

QUALITY

	Quantity	Base Number	Contract	AT	Region	England
% of FP17s for the same patient ID Re-attending within 3 months - Children	23	401	5.7%	10.6%	10.6%	11.4%
% of FP17s for the same patient ID Re-attending within 3 months - Adults	205	1,894	10.8%	16.2%	15.2%	15.4%
% of FP17s for the same patient ID Re-attending between 3 & 9 months - Children	265	401	66.1%	56.9%	62.3%	59.8%
% of FP17s for the same patient ID Re-attending between 3 & 9 months - Adults	1,381	1,894	72.9%	50.1%	53.3%	52.1%
% of FP17s for Band 1 Urgent Courses	148	1,978	7.5%	10.0%	9.7%	9.2%
% of FP17s Relating to Free Repair or Replacements	14	1,978	0.7%	0.5%	0.6%	0.7%
% of FP17s Relating to Continuations	33	1,978	1.7%	0.7%	0.8%	0.8%
% of Patients satisfied with the dentistry they have received	7	8	N/A	92.0%	93.4%	93.4%
% of Patients satisfied with the time they had to wait for an appointment	5	8	N/A	85.6%	86.8%	87.6%

* This is based on patients treated on this contract for their most recent course of treatment. Figures in italics indicate the base number of FP17s or Patient Questionnaire responses are less than 100. N/A is shown where the base number of responses is less than 10 during the period. % is calculated as Quantity/Base number*100

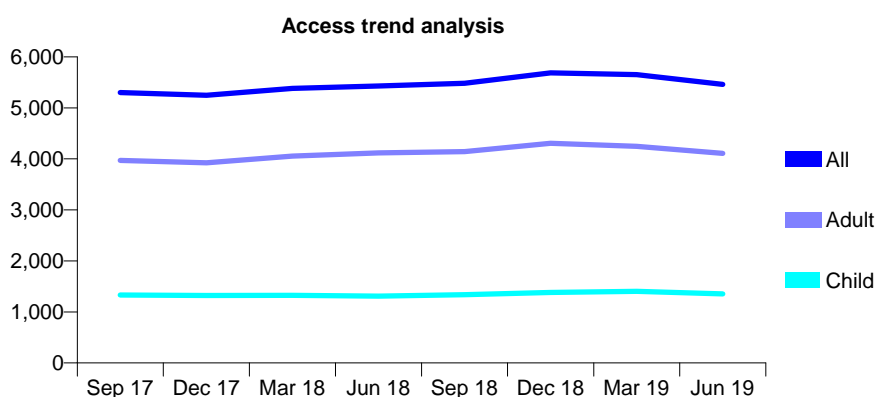
Q67 - Vital Signs At a Glance Contract Report for 183725/0001 - June 2019

Name or company name	Blackbull Road Dental Surgery
Contract type name	GDS Contract
Purpose of contract	General
Contract start date	14/01/2015
Contract end date	

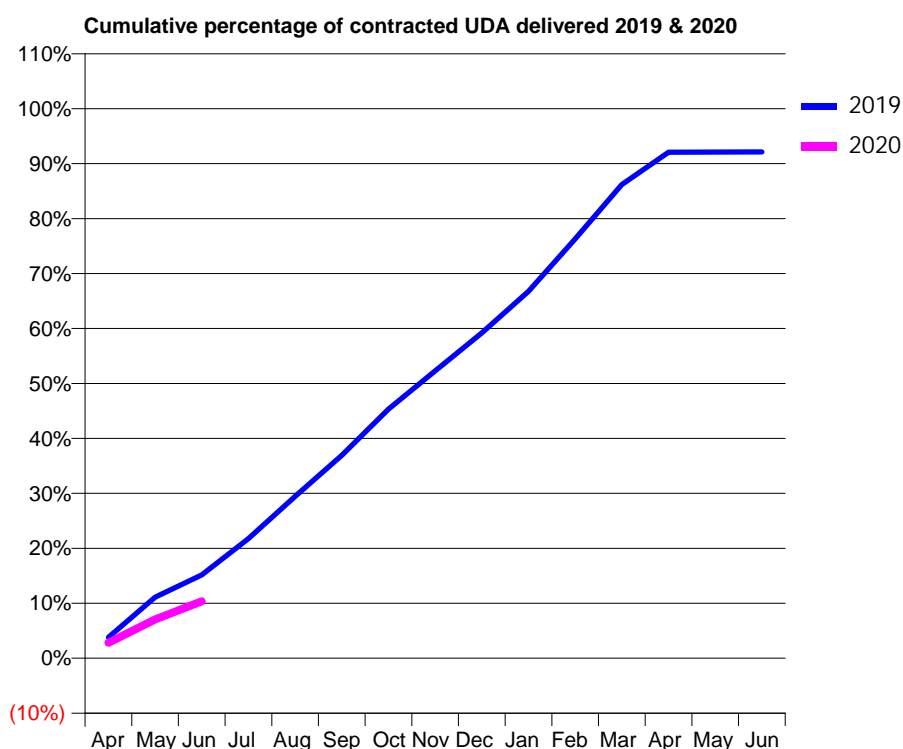
19/20 Contracted general activity (UDA)	18,020
Carry forward general activity (UDA)	0
19/20 Contracted orthodontic activity (UOA)	0
Carry forward orthodontic activity (UOA)	0
Baseline contract value	£436,073.50

ACCESS*

Patients seen in 24 months	Total	Change since previous quarter
Quarter ending June 2018	5,429	
Quarter ending September 2018	5,481	→
Quarter ending December 2018	5,687	↑
Quarter ending March 2019	5,652	→
Quarter ending June 2019	5,461	↓
Variance since June 2018	0.6%	→



ACTIVITY



Month	2019	2020
April	797	506
May	2,338	1,274
June	3,183	1,863
July	4,579	
August	6,191	
September	7,760	
October	9,525	
November	10,988	
December	12,442	
January	14,034	
February	16,039	
March	18,115	
April	19,348	
May	19,360	
June	19,365	

QUALITY

	Quantity	Base Number	Contract	AT	Region	England
% of FP17s for the same patient ID Re-attending within 3 months - Children	24	277	8.7%	10.6%	10.6%	11.4%
% of FP17s for the same patient ID Re-attending within 3 months - Adults	145	838	17.3%	16.2%	15.2%	15.4%
% of FP17s for the same patient ID Re-attending between 3 & 9 months - Children	111	277	40.1%	56.9%	62.3%	59.8%
% of FP17s for the same patient ID Re-attending between 3 & 9 months - Adults	281	838	33.5%	50.1%	53.3%	52.1%
% of FP17s for Band 1 Urgent Courses	156	821	19.0%	10.0%	9.7%	9.2%
% of FP17s Relating to Free Repair or Replacements	5	821	0.6%	0.5%	0.6%	0.7%
% of FP17s Relating to Continuations	7	821	0.9%	0.7%	0.8%	0.8%
% of Patients satisfied with the dentistry they have received	5	5	N/A	92.0%	93.4%	93.4%
% of Patients satisfied with the time they had to wait for an appointment	5	5	N/A	85.6%	86.8%	87.6%

* This is based on patients treated on this contract for their most recent course of treatment. Figures in italics indicate the base number of FP17s or Patient Questionnaire responses are less than 100. N/A is shown where the base number of responses is less than 10 during the period. % is calculated as Quantity/Base number*100

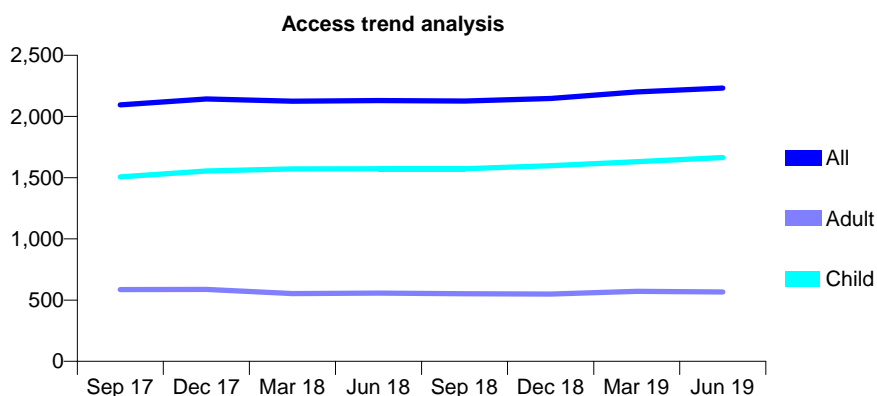
Q67 - Vital Signs At a Glance Contract Report for 186112/0001 - June 2019

Name or company name	Hoo Dental Care Ltd
Contract type name	GDS Contract
Purpose of contract	General
Contract start date	01/04/2011
Contract end date	

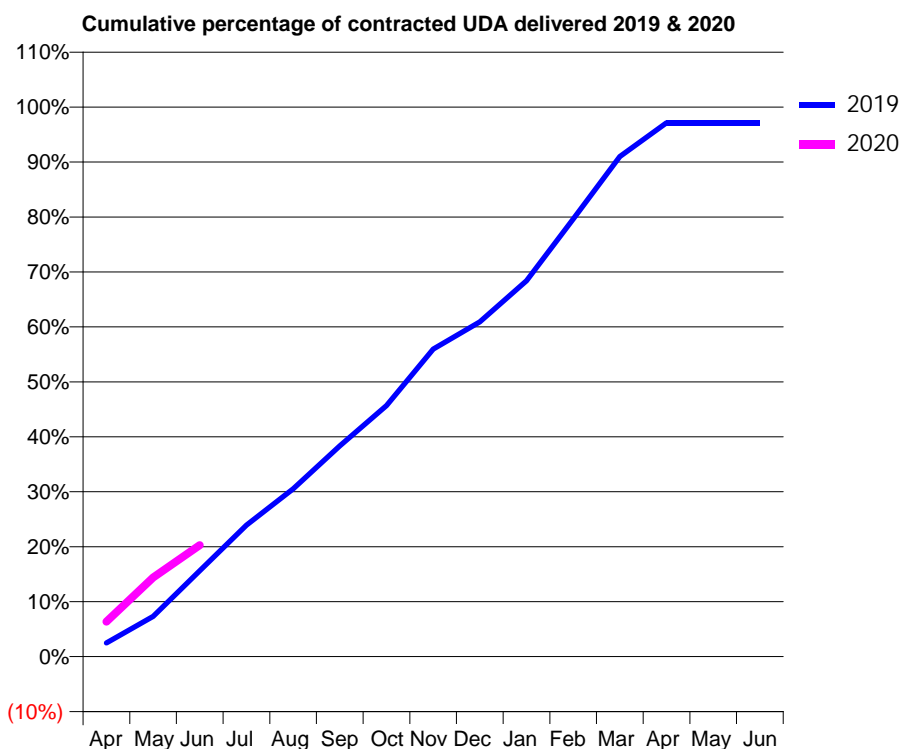
19/20 Contracted general activity (UDA)	5,487
Carry forward general activity (UDA)	0
19/20 Contracted orthodontic activity (UOA)	0
Carry forward orthodontic activity (UOA)	0
Baseline contract value	£148,359.69

ACCESS*

Patients seen in 24 months	Total	Change since previous quarter
Quarter ending June 2018	2,130	
Quarter ending September 2018	2,126	→
Quarter ending December 2018	2,148	→
Quarter ending March 2019	2,201	↑
Quarter ending June 2019	2,232	→
Variance since June 2018	4.8%	↑



ACTIVITY



Month	Adjusted Scheduled Activity (UDA)	
	2019	2020
April	136	349
May	402	790
June	856	1,112
July	1,312	
August	1,675	
September	2,105	
October	2,506	
November	3,069	
December	3,342	
January	3,753	
February	4,369	
March	4,993	
April	5,329	
May	5,330	
June	5,330	

QUALITY

	Quantity	Base Number	Contract	AT	Region	England
% of FP17s for the same patient ID Re-attending within 3 months - Children	73	634	11.5%	10.6%	10.6%	11.4%
% of FP17s for the same patient ID Re-attending within 3 months - Adults	28	155	18.1%	16.2%	15.2%	15.4%
% of FP17s for the same patient ID Re-attending between 3 & 9 months - Children	361	634	56.9%	56.9%	62.3%	59.8%
% of FP17s for the same patient ID Re-attending between 3 & 9 months - Adults	67	155	43.2%	50.1%	53.3%	52.1%
% of FP17s for Band 1 Urgent Courses	55	672	8.2%	10.0%	9.7%	9.2%
% of FP17s Relating to Free Repair or Replacements	1	672	0.1%	0.5%	0.6%	0.7%
% of FP17s Relating to Continuations	5	672	0.7%	0.7%	0.8%	0.8%
% of Patients satisfied with the dentistry they have received	0	0	N/A	92.0%	93.4%	93.4%
% of Patients satisfied with the time they had to wait for an appointment	0	0	N/A	85.6%	86.8%	87.6%

* This is based on patients treated on this contract for their most recent course of treatment. Figures in italics indicate the base number of FP17s or Patient Questionnaire responses are less than 100. N/A is shown where the base number of responses is less than 10 during the period. % is calculated as Quantity/Base number*100

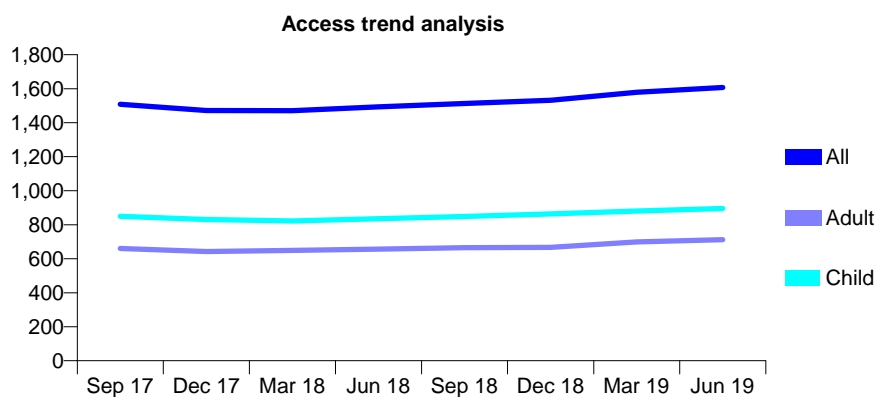
Q67 - Vital Signs At a Glance Contract Report for 192511/0001 - June 2019

Name or company name	Highstreet Medical Dental
Contract type name	GDS Contract
Purpose of contract	General
Contract start date	22/07/2012
Contract end date	

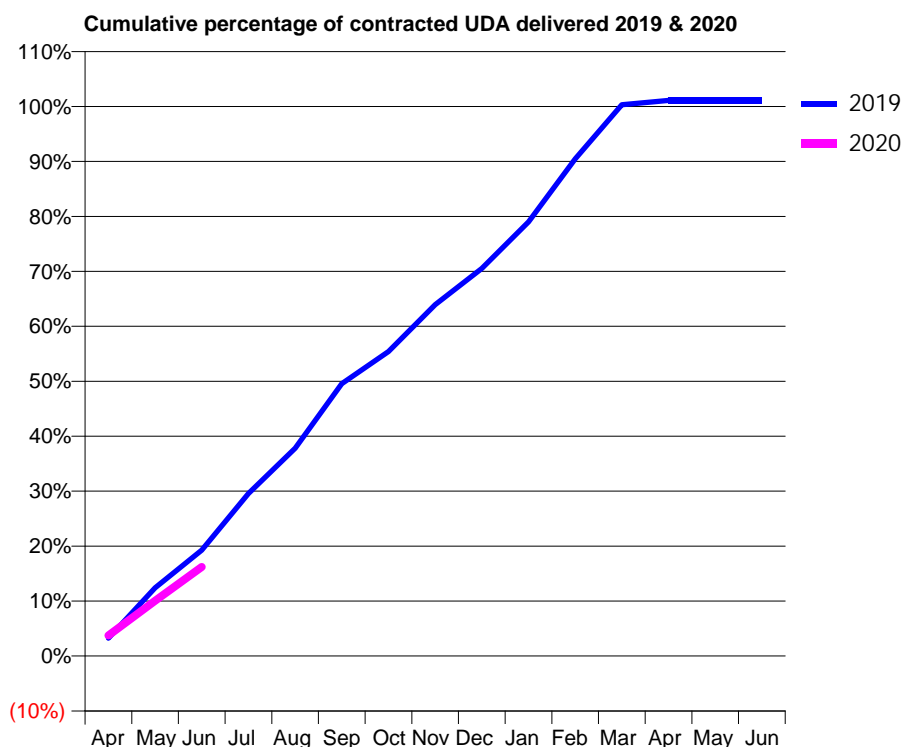
19/20 Contracted general activity (UDA)	5,107
Carry forward general activity (UDA)	0
19/20 Contracted orthodontic activity (UOA)	0
Carry forward orthodontic activity (UOA)	0
Baseline contract value	£130,668.37

ACCESS*

Patients seen in 24 months	Total	Change since previous quarter
Quarter ending June 2018	1,493	
Quarter ending September 2018	1,513	→
Quarter ending December 2018	1,531	→
Quarter ending March 2019	1,579	↑
Quarter ending June 2019	1,607	→
Variance since June 2018	7.6%	↑



ACTIVITY



Month	Adjusted Scheduled Activity (UDA)	
	2019	2020
April	167	191
May	633	514
June	983	828
July	1,511	
August	1,932	
September	2,532	
October	2,830	
November	3,265	
December	3,601	
January	4,035	
February	4,620	
March	5,123	
April	5,163	
May	5,163	
June	5,163	

QUALITY

	Quantity	Base Number	Contract	AT	Region	England
% of FP17s for the same patient ID Re-attending within 3 months - Children	19	246	7.7%	10.6%	10.6%	11.4%
% of FP17s for the same patient ID Re-attending within 3 months - Adults	39	177	22.0%	16.2%	15.2%	15.4%
% of FP17s for the same patient ID Re-attending between 3 & 9 months - Children	113	246	45.9%	56.9%	62.3%	59.8%
% of FP17s for the same patient ID Re-attending between 3 & 9 months - Adults	65	177	36.7%	50.1%	53.3%	52.1%
% of FP17s for Band 1 Urgent Courses	30	293	10.2%	10.0%	9.7%	9.2%
% of FP17s Relating to Free Repair or Replacements	0	293	0.0%	0.5%	0.6%	0.7%
% of FP17s Relating to Continuations	0	293	0.0%	0.7%	0.8%	0.8%
% of Patients satisfied with the dentistry they have received	0	0	N/A	92.0%	93.4%	93.4%
% of Patients satisfied with the time they had to wait for an appointment	0	0	N/A	85.6%	86.8%	87.6%

* This is based on patients treated on this contract for their most recent course of treatment. Figures in italics indicate the base number of FP17s or Patient Questionnaire responses are less than 100. N/A is shown where the base number of responses is less than 10 during the period. % is calculated as Quantity/Base number*100

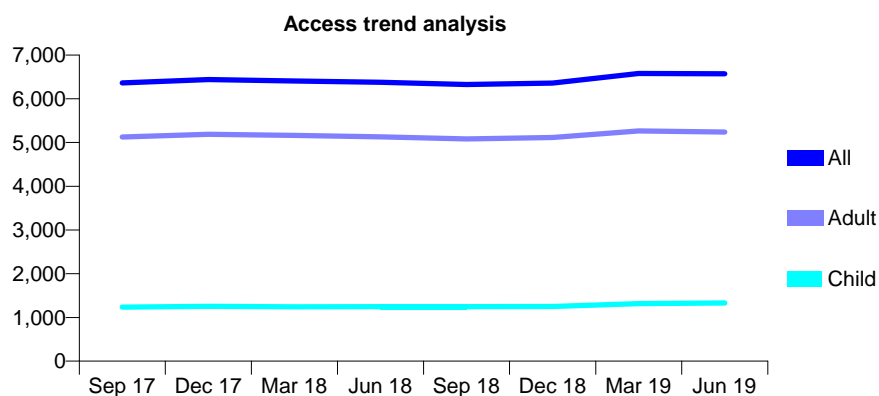
Q67 - Vital Signs At a Glance Contract Report for 193224/0001 - June 2019

Name or company name	Wyndcott Ltd
Contract type name	GDS Contract
Purpose of contract	General
Contract start date	01/04/2013
Contract end date	

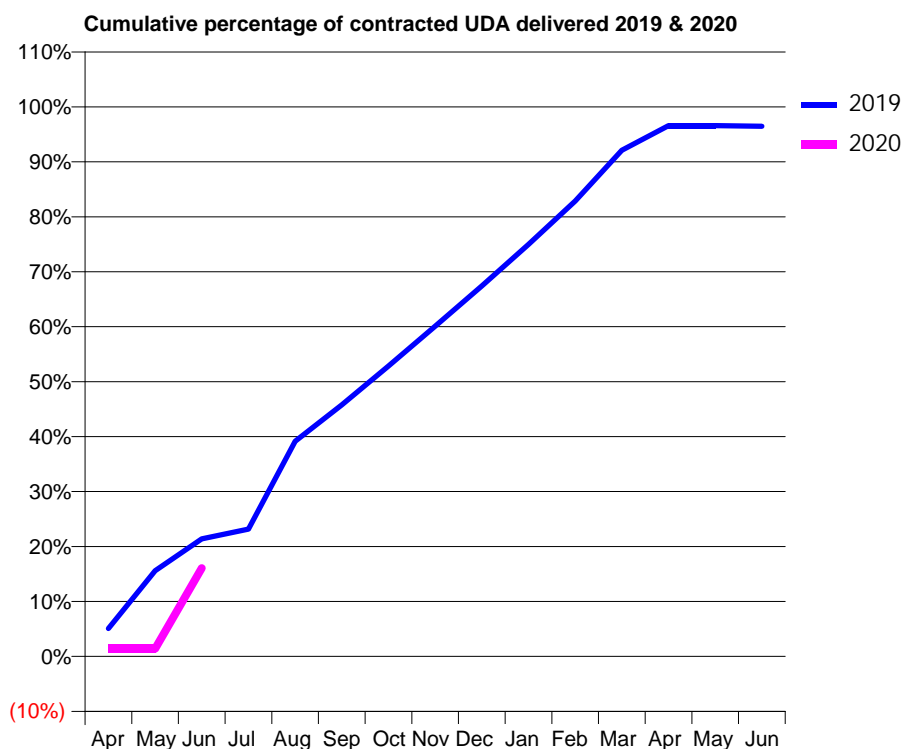
19/20 Contracted general activity (UDA)	15,384
Carry forward general activity (UDA)	0
19/20 Contracted orthodontic activity (UOA)	0
Carry forward orthodontic activity (UOA)	0
Baseline contract value	£389,347.55

ACCESS*

Patients seen in 24 months	Total	Change since previous quarter
Quarter ending June 2018	6,375	
Quarter ending September 2018	6,328	→
Quarter ending December 2018	6,361	→
Quarter ending March 2019	6,580	↑
Quarter ending June 2019	6,571	→
Variance since June 2018	3.1%	↑



ACTIVITY



Month	Adjusted Scheduled Activity (UDA)	
	2019	2020
April	781	219
May	2,397	219
June	3,292	2,470
July	3,565	
August	6,025	
September	7,039	
October	8,128	
November	9,247	
December	10,369	
January	11,535	
February	12,747	
March	14,169	
April	14,855	
May	14,855	
June	14,840	

QUALITY

	Quantity	Base Number	Contract	AT	Region	England
% of FP17s for the same patient ID Re-attending within 3 months - Children	38	465	8.2%	10.6%	10.6%	11.4%
% of FP17s for the same patient ID Re-attending within 3 months - Adults	163	1,652	9.9%	16.2%	15.2%	15.4%
% of FP17s for the same patient ID Re-attending between 3 & 9 months - Children	239	465	51.4%	56.9%	62.3%	59.8%
% of FP17s for the same patient ID Re-attending between 3 & 9 months - Adults	885	1,652	53.6%	50.1%	53.3%	52.1%
% of FP17s for Band 1 Urgent Courses	169	1,466	11.5%	10.0%	9.7%	9.2%
% of FP17s Relating to Free Repair or Replacements	0	1,466	0.0%	0.5%	0.6%	0.7%
% of FP17s Relating to Continuations	1	1,466	0.1%	0.7%	0.8%	0.8%
% of Patients satisfied with the dentistry they have received	3	3	N/A	92.0%	93.4%	93.4%
% of Patients satisfied with the time they had to wait for an appointment	3	3	N/A	85.6%	86.8%	87.6%

* This is based on patients treated on this contract for their most recent course of treatment. Figures in italics indicate the base number of FP17s or Patient Questionnaire responses are less than 100. N/A is shown where the base number of responses is less than 10 during the period. % is calculated as Quantity/Base number*100

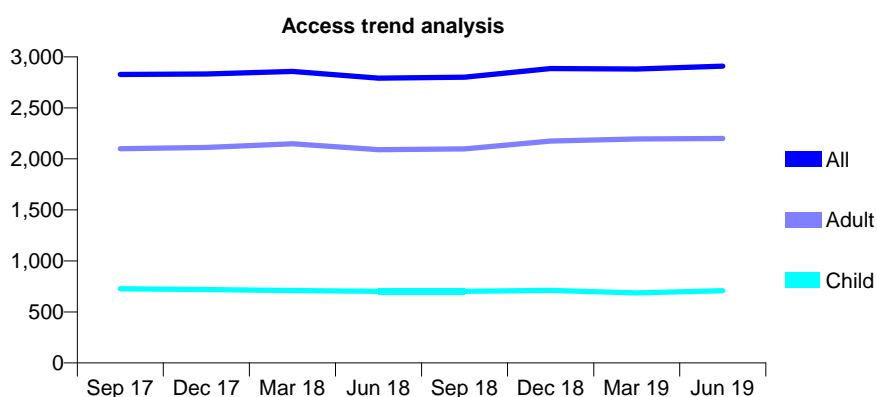
Q67 - Vital Signs At a Glance Contract Report for 195081/0001 - June 2019

Name or company name	Photay and Associates
Contract type name	GDS Contract
Purpose of contract	General
Contract start date	16/11/2013
Contract end date	

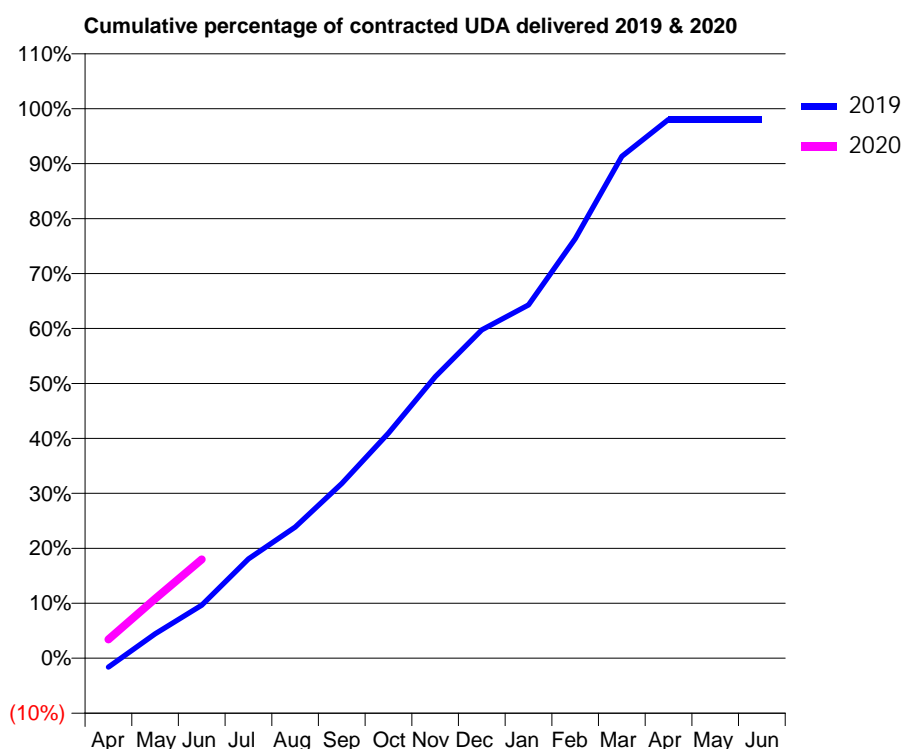
19/20 Contracted general activity (UDA)	8,016
Carry forward general activity (UDA)	0
19/20 Contracted orthodontic activity (UOA)	0
Carry forward orthodontic activity (UOA)	0
Baseline contract value	£235,010.04

ACCESS*

Patients seen in 24 months	Total	Change since previous quarter
Quarter ending June 2018	2,791	
Quarter ending September 2018	2,800	→
Quarter ending December 2018	2,886	↑
Quarter ending March 2019	2,881	→
Quarter ending June 2019	2,909	→
Variance since June 2018	4.2%	↑



ACTIVITY



Month	2019	2020
April	-132	275
May	357	868
June	773	1,442
July	1,448	
August	1,912	
September	2,547	
October	3,284	
November	4,105	
December	4,789	
January	5,153	
February	6,121	
March	7,320	
April	7,861	
May	7,861	
June	7,861	

QUALITY

	Quantity	Base Number	Contract	AT	Region	England
% of FP17s for the same patient ID Re-attending within 3 months - Children	20	190	10.5%	10.6%	10.6%	11.4%
% of FP17s for the same patient ID Re-attending within 3 months - Adults	103	601	17.1%	16.2%	15.2%	15.4%
% of FP17s for the same patient ID Re-attending between 3 & 9 months - Children	47	190	24.7%	56.9%	62.3%	59.8%
% of FP17s for the same patient ID Re-attending between 3 & 9 months - Adults	141	601	23.5%	50.1%	53.3%	52.1%
% of FP17s for Band 1 Urgent Courses	156	595	26.2%	10.0%	9.7%	9.2%
% of FP17s Relating to Free Repair or Replacements	2	595	0.3%	0.5%	0.6%	0.7%
% of FP17s Relating to Continuations	5	595	0.8%	0.7%	0.8%	0.8%
% of Patients satisfied with the dentistry they have received	2	2	N/A	92.0%	93.4%	93.4%
% of Patients satisfied with the time they had to wait for an appointment	2	2	N/A	85.6%	86.8%	87.6%

* This is based on patients treated on this contract for their most recent course of treatment. Figures in italics indicate the base number of FP17s or Patient Questionnaire responses are less than 100. N/A is shown where the base number of responses is less than 10 during the period. % is calculated as Quantity/Base number*100

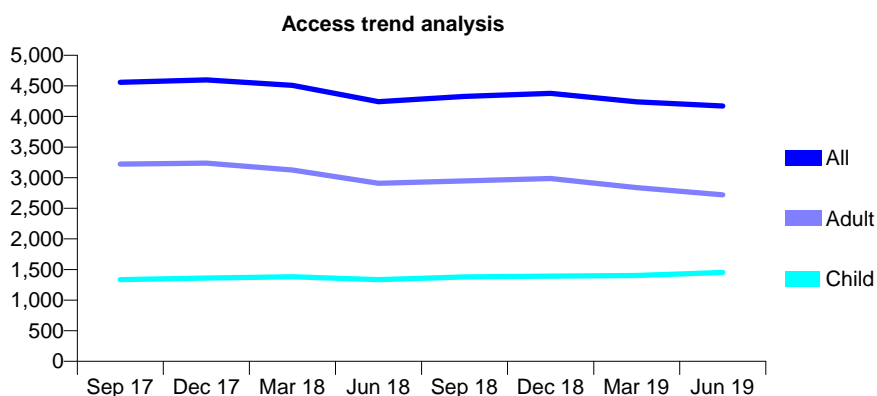
Q67 - Vital Signs At a Glance Contract Report for 195081/0002 - June 2019

Name or company name	Photay and Associates
Contract type name	GDS Contract
Purpose of contract	General
Contract start date	16/11/2013
Contract end date	

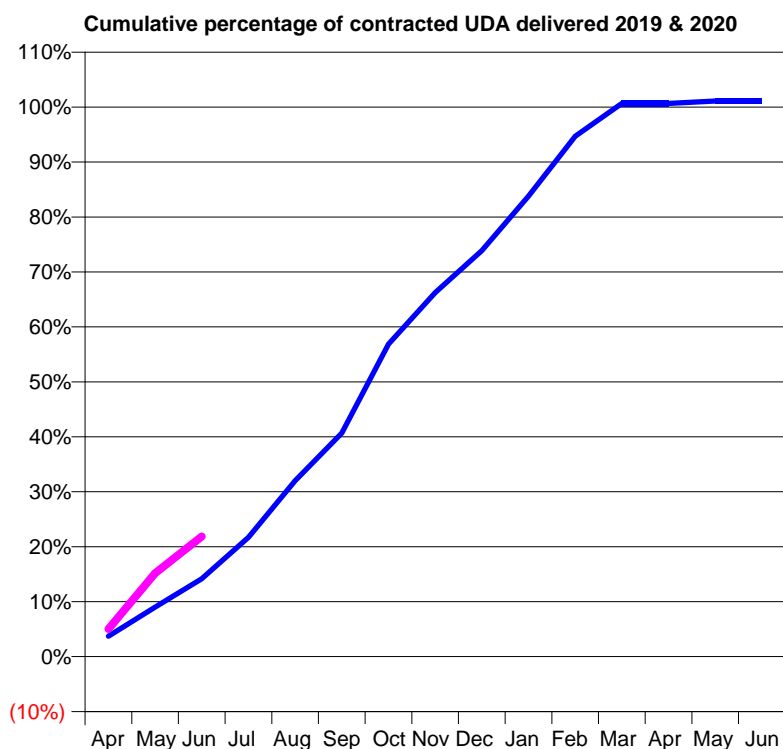
19/20 Contracted general activity (UDA)	10,027
Carry forward general activity (UDA)	0
19/20 Contracted orthodontic activity (UOA)	0
Carry forward orthodontic activity (UOA)	0
Baseline contract value	£288,658.97

ACCESS*

Patients seen in 24 months	Total	Change since previous quarter
Quarter ending June 2018	4,243	
Quarter ending September 2018	4,327	→
Quarter ending December 2018	4,379	→
Quarter ending March 2019	4,239	↓
Quarter ending June 2019	4,170	↓
Variance since June 2018	(1.7%)	↓



ACTIVITY



Month	Adjusted Scheduled Activity (UDA)	
	2019	2020
April	373	504
May	904	1,525
June	1,419	2,191
July	2,177	
August	3,211	
September	4,078	
October	5,703	
November	6,641	
December	7,404	
January	8,402	
February	9,493	
March	10,093	
April	10,093	
May	10,139	
June	10,139	

QUALITY

	Quantity	Base Number	Contract	AT	Region	England
% of FP17s for the same patient ID Re-attending within 3 months - Children	19	439	4.3%	10.6%	10.6%	11.4%
% of FP17s for the same patient ID Re-attending within 3 months - Adults	41	472	8.7%	16.2%	15.2%	15.4%
% of FP17s for the same patient ID Re-attending between 3 & 9 months - Children	177	439	40.3%	56.9%	62.3%	59.8%
% of FP17s for the same patient ID Re-attending between 3 & 9 months - Adults	178	472	37.7%	50.1%	53.3%	52.1%
% of FP17s for Band 1 Urgent Courses	83	882	9.4%	10.0%	9.7%	9.2%
% of FP17s Relating to Free Repair or Replacements	2	882	0.2%	0.5%	0.6%	0.7%
% of FP17s Relating to Continuations	9	882	1.0%	0.7%	0.8%	0.8%
% of Patients satisfied with the dentistry they have received	1	1	N/A	92.0%	93.4%	93.4%
% of Patients satisfied with the time they had to wait for an appointment	1	1	N/A	85.6%	86.8%	87.6%

* This is based on patients treated on this contract for their most recent course of treatment. Figures in italics indicate the base number of FP17s or Patient Questionnaire responses are less than 100. N/A is shown where the base number of responses is less than 10 during the period. % is calculated as Quantity/Base number*100

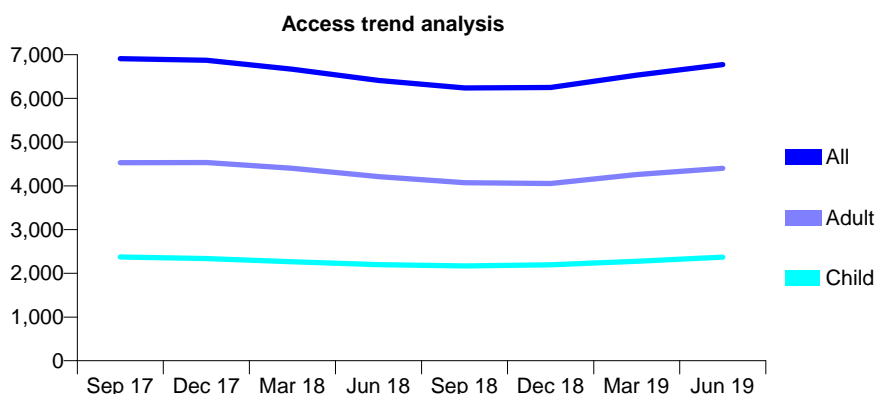
Q67 - Vital Signs At a Glance Contract Report for 195081/0003 - June 2019

Name or company name	Photay and Associates
Contract type name	GDS Contract
Purpose of contract	General
Contract start date	16/11/2013
Contract end date	

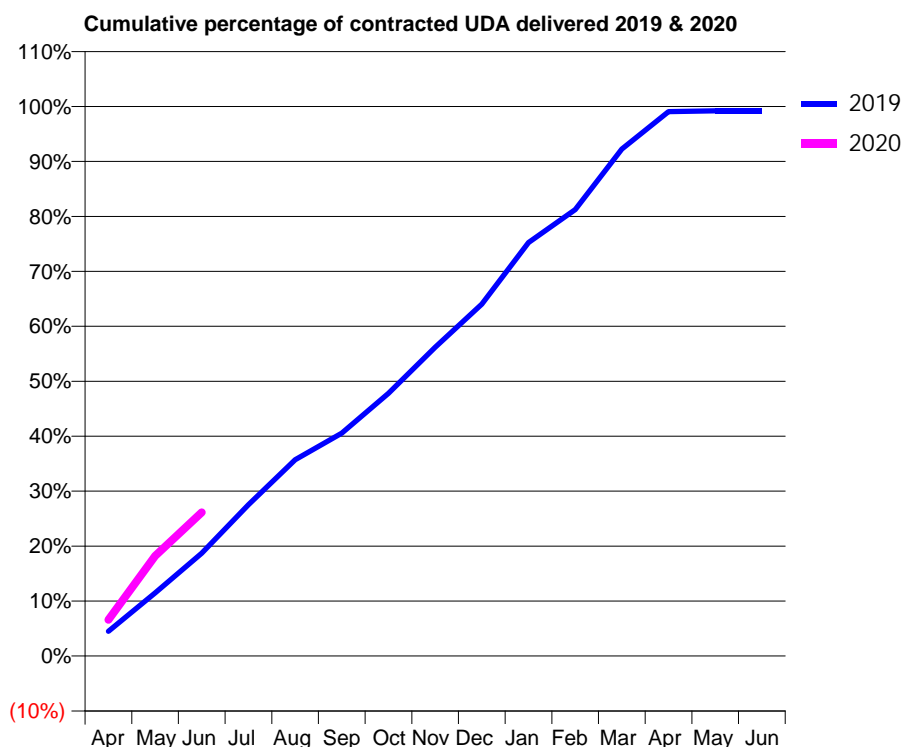
19/20 Contracted general activity (UDA)	16,891
Carry forward general activity (UDA)	0
19/20 Contracted orthodontic activity (UOA)	0
Carry forward orthodontic activity (UOA)	0
Baseline contract value	£427,477.72

ACCESS*

Patients seen in 24 months	Total	Change since previous quarter
Quarter ending June 2018	6,410	
Quarter ending September 2018	6,238	↓
Quarter ending December 2018	6,248	→
Quarter ending March 2019	6,532	↑
Quarter ending June 2019	6,773	↑
Variance since June 2018	5.7%	↑



ACTIVITY



Month	Adjusted Scheduled Activity (UDA)	
	2019	2020
April	760	1,113
May	1,939	3,075
June	3,162	4,415
July	4,651	
August	6,037	
September	6,851	
October	8,074	
November	9,490	
December	10,817	
January	12,707	
February	13,723	
March	15,584	
April	16,735	
May	16,754	
June	16,754	

QUALITY

	Quantity	Base Number	Contract	AT	Region	England
% of FP17s for the same patient ID Re-attending within 3 months - Children	75	933	8.0%	10.6%	10.6%	11.4%
% of FP17s for the same patient ID Re-attending within 3 months - Adults	287	1,665	17.2%	16.2%	15.2%	15.4%
% of FP17s for the same patient ID Re-attending between 3 & 9 months - Children	421	933	45.1%	56.9%	62.3%	59.8%
% of FP17s for the same patient ID Re-attending between 3 & 9 months - Adults	617	1,665	37.1%	50.1%	53.3%	52.1%
% of FP17s for Band 1 Urgent Courses	236	2,092	11.3%	10.0%	9.7%	9.2%
% of FP17s Relating to Free Repair or Replacements	9	2,092	0.4%	0.5%	0.6%	0.7%
% of FP17s Relating to Continuations	69	2,092	3.3%	0.7%	0.8%	0.8%
% of Patients satisfied with the dentistry they have received	4	5	N/A	92.0%	93.4%	93.4%
% of Patients satisfied with the time they had to wait for an appointment	4	5	N/A	85.6%	86.8%	87.6%

* This is based on patients treated on this contract for their most recent course of treatment. Figures in italics indicate the base number of FP17s or Patient Questionnaire responses are less than 100. N/A is shown where the base number of responses is less than 10 during the period. % is calculated as Quantity/Base number*100

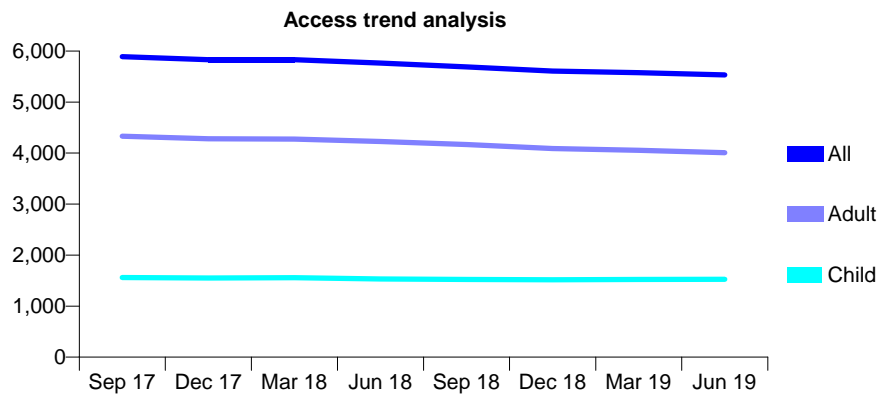
Q67 - Vital Signs At a Glance Contract Report for 196770/0001 - June 2019

Name or company name	Simply Bright
Contract type name	GDS Contract
Purpose of contract	General
Contract start date	01/06/2011
Contract end date	

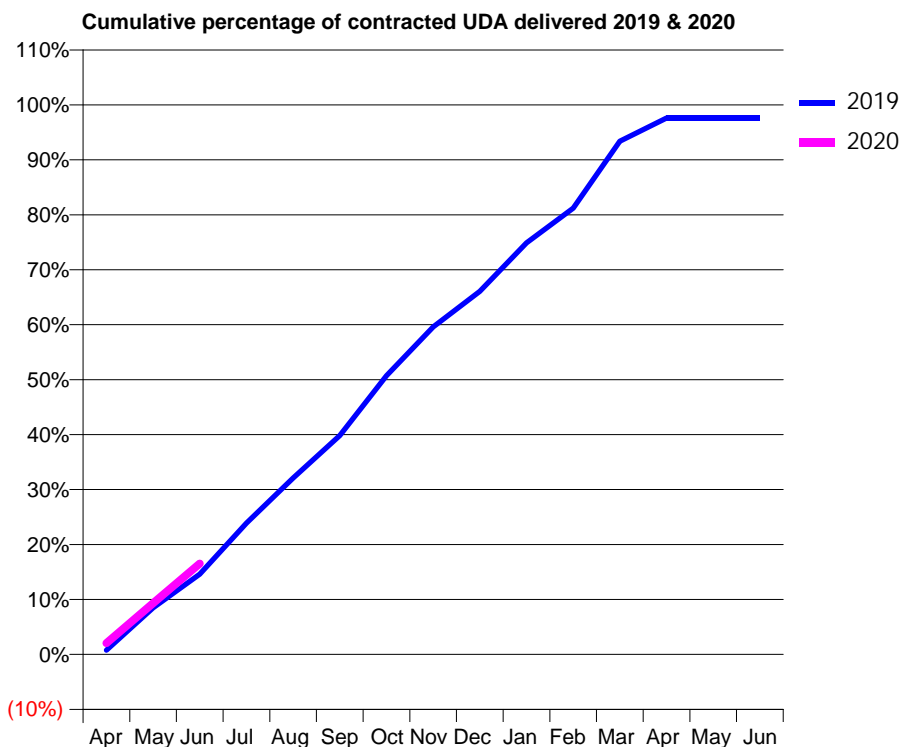
19/20 Contracted general activity (UDA)	14,148
Carry forward general activity (UDA)	0
19/20 Contracted orthodontic activity (UOA)	0
Carry forward orthodontic activity (UOA)	0
Baseline contract value	£385,354.55

ACCESS*

Patients seen in 24 months	Total	Change since previous quarter
Quarter ending June 2018	5,763	
Quarter ending September 2018	5,691	↓
Quarter ending December 2018	5,607	↓
Quarter ending March 2019	5,578	→
Quarter ending June 2019	5,534	→
Variance since June 2018	(4.0%)	↓



ACTIVITY



Month	Adjusted Scheduled Activity (UDA)	
	2019	2020
April	108	288
May	1,201	1,321
June	2,066	2,338
July	3,379	
August	4,544	
September	5,637	
October	7,177	
November	8,434	
December	9,348	
January	10,592	
February	11,488	
March	13,213	
April	13,811	
May	13,809	
June	13,807	

QUALITY

	Quantity	Base Number	Contract	AT	Region	England
% of FP17s for the same patient ID Re-attending within 3 months - Children	49	636	7.7%	10.6%	10.6%	11.4%
% of FP17s for the same patient ID Re-attending within 3 months - Adults	160	1,282	12.5%	16.2%	15.2%	15.4%
% of FP17s for the same patient ID Re-attending between 3 & 9 months - Children	427	636	67.1%	56.9%	62.3%	59.8%
% of FP17s for the same patient ID Re-attending between 3 & 9 months - Adults	730	1,282	56.9%	50.1%	53.3%	52.1%
% of FP17s for Band 1 Urgent Courses	101	1,466	6.9%	10.0%	9.7%	9.2%
% of FP17s Relating to Free Repair or Replacements	11	1,466	0.8%	0.5%	0.6%	0.7%
% of FP17s Relating to Continuations	10	1,466	0.7%	0.7%	0.8%	0.8%
% of Patients satisfied with the dentistry they have received	2	2	N/A	92.0%	93.4%	93.4%
% of Patients satisfied with the time they had to wait for an appointment	2	2	N/A	85.6%	86.8%	87.6%

* This is based on patients treated on this contract for their most recent course of treatment. Figures in italics indicate the base number of FP17s or Patient Questionnaire responses are less than 100. N/A is shown where the base number of responses is less than 10 during the period. % is calculated as Quantity/Base number*100

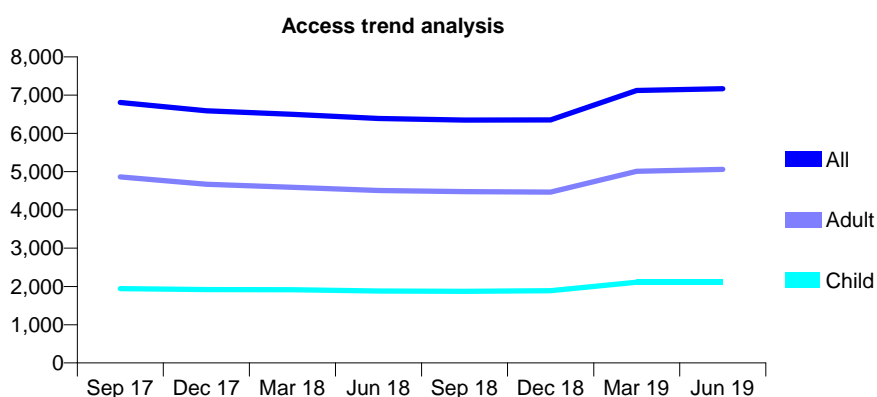
Q67 - Vital Signs At a Glance Contract Report for 196770/0002 - June 2019

Name or company name	Simply Bright
Contract type name	GDS Contract
Purpose of contract	General
Contract start date	01/06/2011
Contract end date	

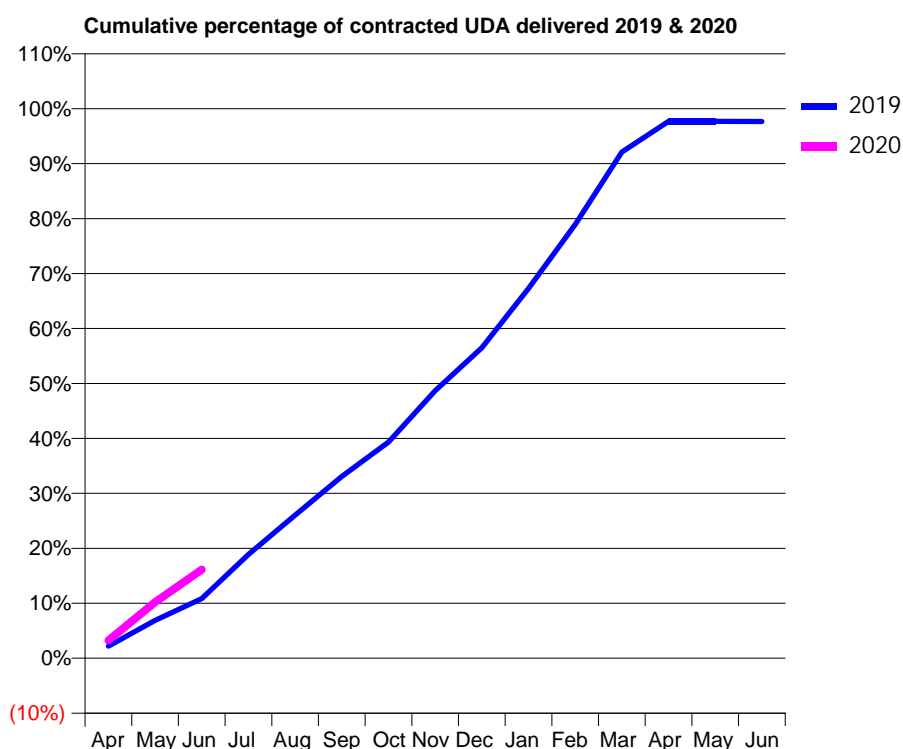
19/20 Contracted general activity (UDA)	18,000
Carry forward general activity (UDA)	0
19/20 Contracted orthodontic activity (UOA)	0
Carry forward orthodontic activity (UOA)	0
Baseline contract value	£489,158.49

ACCESS*

Patients seen in 24 months	Total	Change since previous quarter
Quarter ending June 2018	6,390	
Quarter ending September 2018	6,346	→
Quarter ending December 2018	6,353	→
Quarter ending March 2019	7,120	↑
Quarter ending June 2019	7,169	→
Variance since June 2018	12.2%	↑



ACTIVITY



Month	2019	2020
April	396	584
May	1,238	1,835
June	1,956	2,902
July	3,401	
August	4,691	
September	5,950	
October	7,080	
November	8,765	
December	10,166	
January	12,110	
February	14,206	
March	16,578	
April	17,584	
May	17,584	
June	17,581	

QUALITY

	Quantity	Base Number	Contract	AT	Region	England
% of FP17s for the same patient ID Re-attending within 3 months - Children	37	532	7.0%	10.6%	10.6%	11.4%
% of FP17s for the same patient ID Re-attending within 3 months - Adults	166	1,252	13.3%	16.2%	15.2%	15.4%
% of FP17s for the same patient ID Re-attending between 3 & 9 months - Children	210	532	39.5%	56.9%	62.3%	59.8%
% of FP17s for the same patient ID Re-attending between 3 & 9 months - Adults	525	1,252	41.9%	50.1%	53.3%	52.1%
% of FP17s for Band 1 Urgent Courses	173	1,434	12.1%	10.0%	9.7%	9.2%
% of FP17s Relating to Free Repair or Replacements	9	1,434	0.6%	0.5%	0.6%	0.7%
% of FP17s Relating to Continuations	13	1,434	0.9%	0.7%	0.8%	0.8%
% of Patients satisfied with the dentistry they have received	2	3	N/A	92.0%	93.4%	93.4%
% of Patients satisfied with the time they had to wait for an appointment	2	3	N/A	85.6%	86.8%	87.6%

* This is based on patients treated on this contract for their most recent course of treatment.

Figures in italics indicate the base number of FP17s or Patient Questionnaire responses are less than 100. N/A is shown where the base number of responses is less than 10 during the period. % is calculated as Quantity/Base number*100

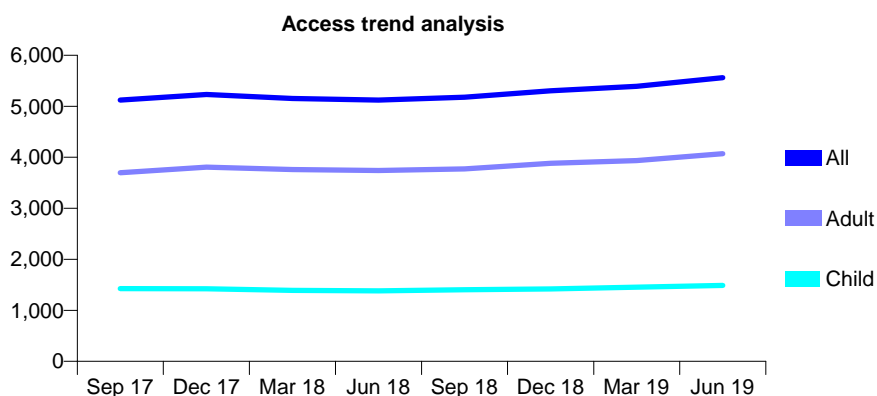
Q67 - Vital Signs At a Glance Contract Report for 196940/0001 - June 2019

Name or company name	Mazdak Eyrumlu and Azad Eyrumlu
Contract type name	GDS Contract
Purpose of contract	General
Contract start date	01/04/2013
Contract end date	

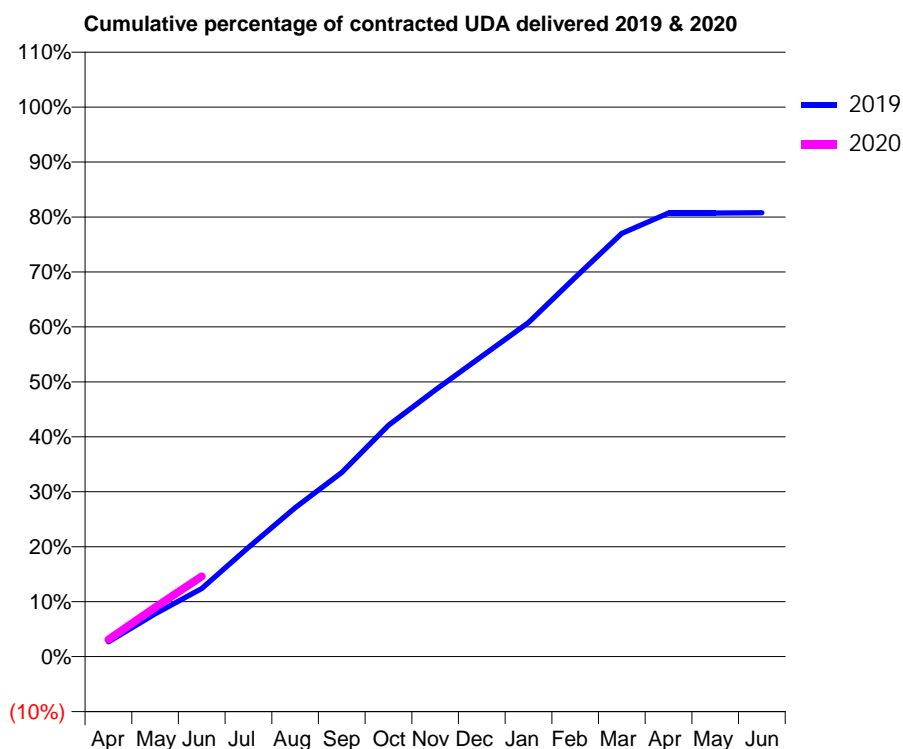
19/20 Contracted general activity (UDA)	19,344
Carry forward general activity (UDA)	0
19/20 Contracted orthodontic activity (UOA)	0
Carry forward orthodontic activity (UOA)	0
Baseline contract value	£578,656.63

ACCESS*

Patients seen in 24 months	Total	Change since previous quarter
Quarter ending June 2018	5,123	
Quarter ending September 2018	5,178	→
Quarter ending December 2018	5,302	↑
Quarter ending March 2019	5,391	→
Quarter ending June 2019	5,559	↑
Variance since June 2018	8.5%	↑



ACTIVITY



Month	Adjusted Scheduled Activity (UDA)	
	2019	2020
April	523	604
May	1,508	1,732
June	2,396	2,829
July	3,845	
August	5,241	
September	6,480	
October	8,141	
November	9,383	
December	10,575	
January	11,762	
February	13,348	
March	14,897	
April	15,614	
May	15,614	
June	15,626	

QUALITY

	Quantity	Base Number	Contract	AT	Region	England
% of FP17s for the same patient ID Re-attending within 3 months - Children	26	422	6.2%	10.6%	10.6%	11.4%
% of FP17s for the same patient ID Re-attending within 3 months - Adults	165	1,188	13.9%	16.2%	15.2%	15.4%
% of FP17s for the same patient ID Re-attending between 3 & 9 months - Children	204	422	48.3%	56.9%	62.3%	59.8%
% of FP17s for the same patient ID Re-attending between 3 & 9 months - Adults	500	1,188	42.1%	50.1%	53.3%	52.1%
% of FP17s for Band 1 Urgent Courses	198	1,347	14.7%	10.0%	9.7%	9.2%
% of FP17s Relating to Free Repair or Replacements	4	1,347	0.3%	0.5%	0.6%	0.7%
% of FP17s Relating to Continuations	12	1,347	0.9%	0.7%	0.8%	0.8%
% of Patients satisfied with the dentistry they have received	0	0	N/A	92.0%	93.4%	93.4%
% of Patients satisfied with the time they had to wait for an appointment	0	0	N/A	85.6%	86.8%	87.6%

* This is based on patients treated on this contract for their most recent course of treatment. Figures in italics indicate the base number of FP17s or Patient Questionnaire responses are less than 100. N/A is shown where the base number of responses is less than 10 during the period. % is calculated as Quantity/Base number*100

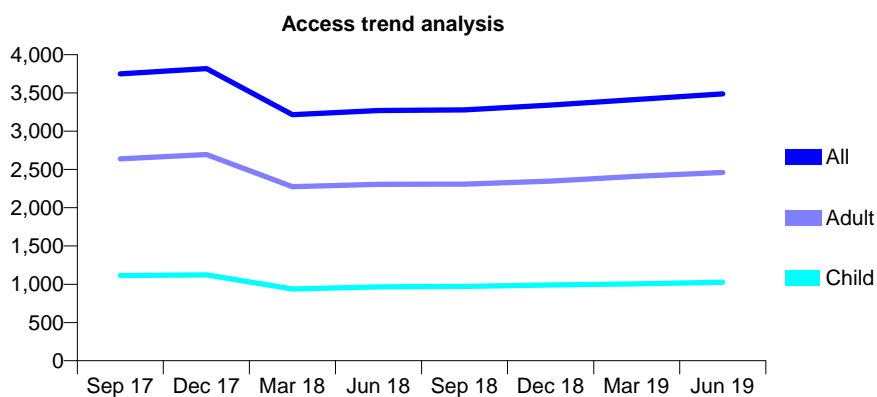
Q67 - Vital Signs At a Glance Contract Report for 196940/0002 - June 2019

Name or company name	Mazdak Eyrumlu and Azad Eyrumlu
Contract type name	GDS Contract
Purpose of contract	General
Contract start date	14/02/2014
Contract end date	

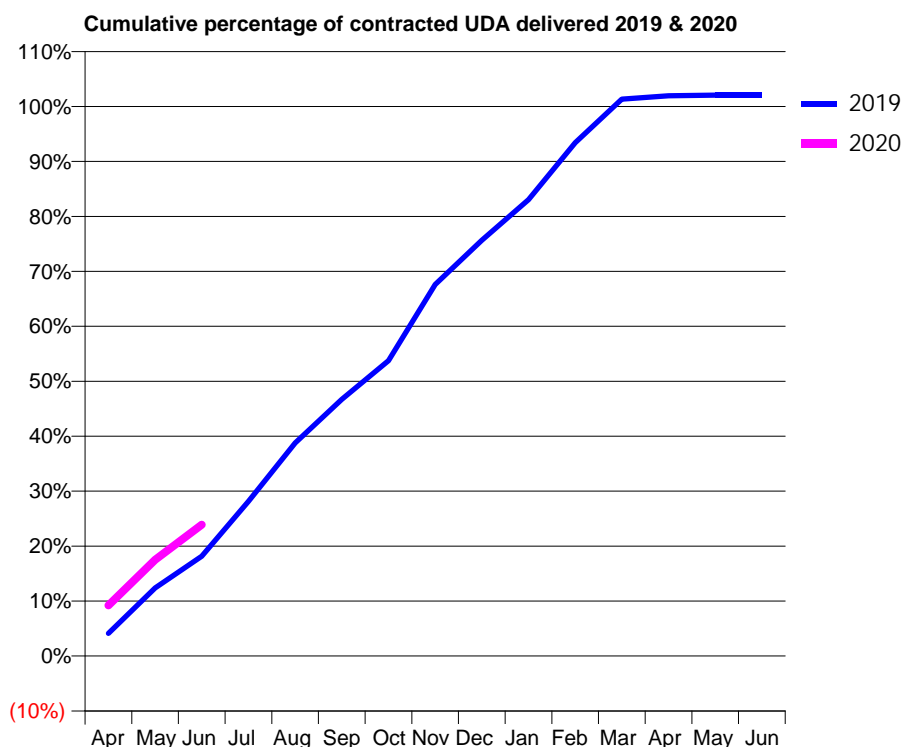
19/20 Contracted general activity (UDA)	10,620
Carry forward general activity (UDA)	0
19/20 Contracted orthodontic activity (UOA)	0
Carry forward orthodontic activity (UOA)	0
Baseline contract value	£309,383.71

ACCESS*

Patients seen in 24 months	Total	Change since previous quarter
Quarter ending June 2018	3,271	
Quarter ending September 2018	3,280	→
Quarter ending December 2018	3,340	→
Quarter ending March 2019	3,416	↑
Quarter ending June 2019	3,486	↑
Variance since June 2018	6.6%	↑



ACTIVITY



Month	Adjusted Scheduled Activity (UDA)	
	2019	2020
April	439	980
May	1,315	1,863
June	1,929	2,537
July	2,990	
August	4,120	
September	4,959	
October	5,707	
November	7,182	
December	8,033	
January	8,821	
February	9,922	
March	10,760	
April	10,827	
May	10,839	
June	10,839	

QUALITY

	Quantity	Base Number	Contract	AT	Region	England
% of FP17s for the same patient ID Re-attending within 3 months - Children	18	308	5.8%	10.6%	10.6%	11.4%
% of FP17s for the same patient ID Re-attending within 3 months - Adults	106	638	16.6%	16.2%	15.2%	15.4%
% of FP17s for the same patient ID Re-attending between 3 & 9 months - Children	128	308	41.6%	56.9%	62.3%	59.8%
% of FP17s for the same patient ID Re-attending between 3 & 9 months - Adults	195	638	30.6%	50.1%	53.3%	52.1%
% of FP17s for Band 1 Urgent Courses	145	918	15.8%	10.0%	9.7%	9.2%
% of FP17s Relating to Free Repair or Replacements	1	918	0.1%	0.5%	0.6%	0.7%
% of FP17s Relating to Continuations	17	918	1.9%	0.7%	0.8%	0.8%
% of Patients satisfied with the dentistry they have received	1	1	N/A	92.0%	93.4%	93.4%
% of Patients satisfied with the time they had to wait for an appointment	1	1	N/A	85.6%	86.8%	87.6%

* This is based on patients treated on this contract for their most recent course of treatment. Figures in italics indicate the base number of FP17s or Patient Questionnaire responses are less than 100. N/A is shown where the base number of responses is less than 10 during the period. % is calculated as Quantity/Base number*100

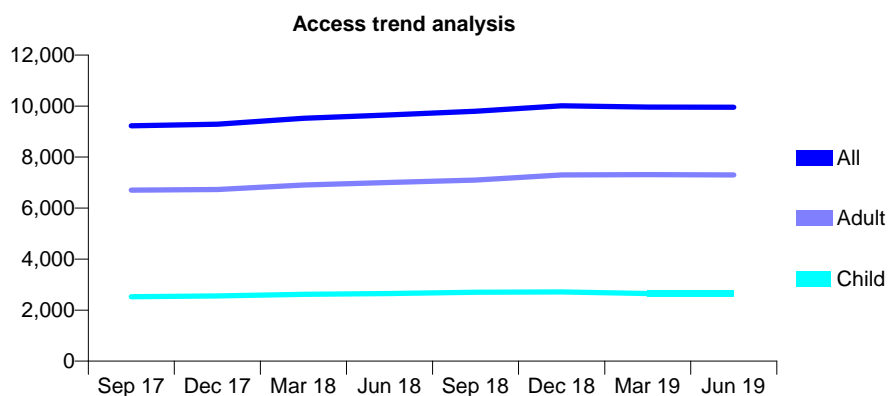
Q67 - Vital Signs At a Glance Contract Report for 199907/0001 - June 2019

Name or company name	Maidstone Dental Care Ltd
Contract type name	GDS Contract
Purpose of contract	General
Contract start date	01/06/2008
Contract end date	

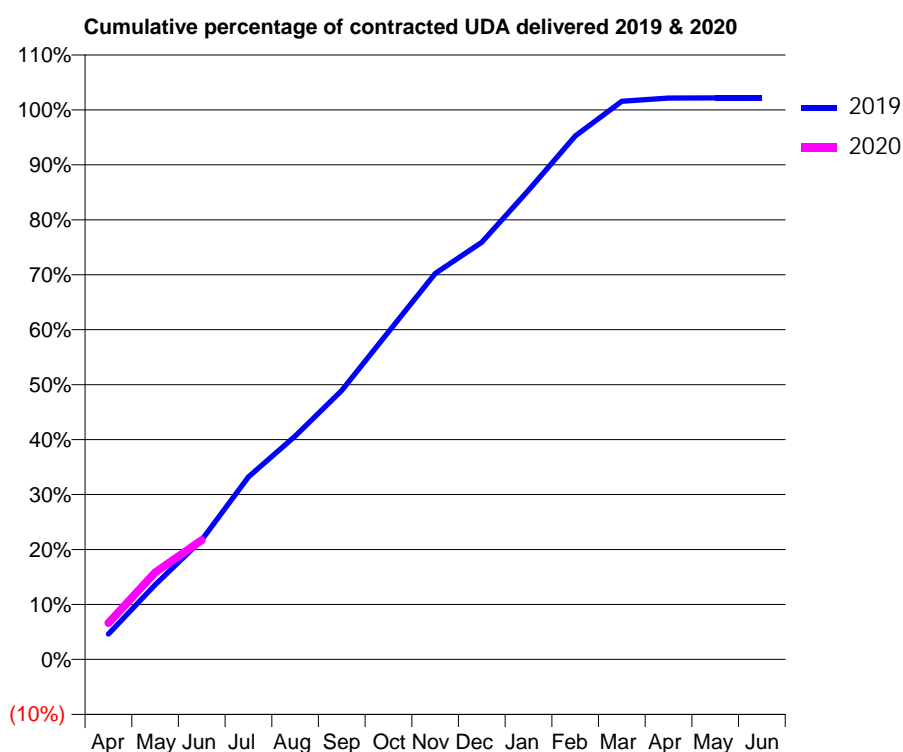
19/20 Contracted general activity (UDA)	25,840
Carry forward general activity (UDA)	0
19/20 Contracted orthodontic activity (UOA)	0
Carry forward orthodontic activity (UOA)	0
Baseline contract value	£653,959.19

ACCESS*

Patients seen in 24 months	Total	Change since previous quarter
Quarter ending June 2018	9,654	
Quarter ending September 2018	9,798	→
Quarter ending December 2018	10,012	↑
Quarter ending March 2019	9,964	→
Quarter ending June 2019	9,953	→
Variance since June 2018	3.1%	↑



ACTIVITY



Month	Adjusted Scheduled Activity (UDA)	
	2019	2020
April	1,196	1,714
May	3,507	4,090
June	5,621	5,609
July	8,579	
August	10,497	
September	12,646	
October	15,400	
November	18,147	
December	19,612	
January	22,063	
February	24,609	
March	26,248	
April	26,397	
May	26,399	
June	26,399	

QUALITY

	Quantity	Base Number	Contract	AT	Region	England
% of FP17s for the same patient ID Re-attending within 3 months - Children	36	922	3.9%	10.6%	10.6%	11.4%
% of FP17s for the same patient ID Re-attending within 3 months - Adults	222	2,130	10.4%	16.2%	15.2%	15.4%
% of FP17s for the same patient ID Re-attending between 3 & 9 months - Children	640	922	69.4%	56.9%	62.3%	59.8%
% of FP17s for the same patient ID Re-attending between 3 & 9 months - Adults	1,419	2,130	66.6%	50.1%	53.3%	52.1%
% of FP17s for Band 1 Urgent Courses	259	2,979	8.7%	10.0%	9.7%	9.2%
% of FP17s Relating to Free Repair or Replacements	26	2,979	0.9%	0.5%	0.6%	0.7%
% of FP17s Relating to Continuations	25	2,979	0.8%	0.7%	0.8%	0.8%
% of Patients satisfied with the dentistry they have received	4	4	N/A	92.0%	93.4%	93.4%
% of Patients satisfied with the time they had to wait for an appointment	3	4	N/A	85.6%	86.8%	87.6%

* This is based on patients treated on this contract for their most recent course of treatment. Figures in italics indicate the base number of FP17s or Patient Questionnaire responses are less than 100. N/A is shown where the base number of responses is less than 10 during the period. % is calculated as Quantity/Base number*100

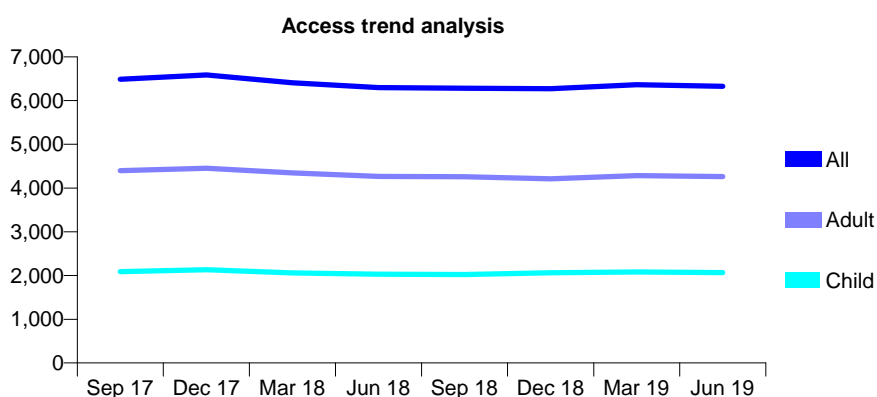
Q67 - Vital Signs At a Glance Contract Report for 203769/0002 - June 2019

Name or company name	MR CP DE LANGE
Contract type name	GDS Contract
Purpose of contract	General
Contract start date	04/04/2011
Contract end date	

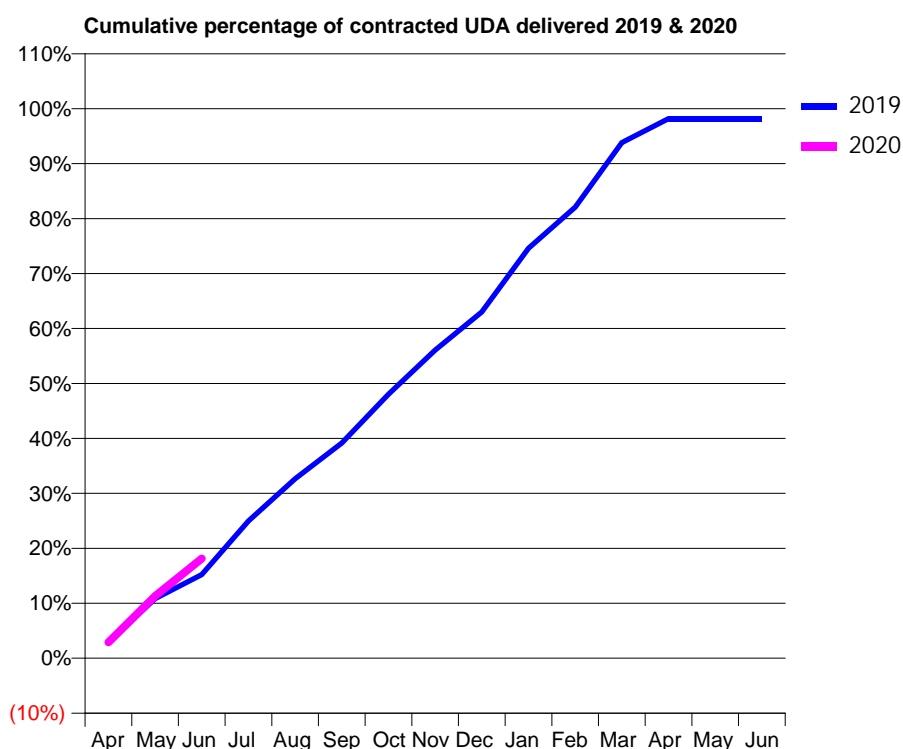
19/20 Contracted general activity (UDA)	16,998
Carry forward general activity (UDA)	0
19/20 Contracted orthodontic activity (UOA)	0
Carry forward orthodontic activity (UOA)	0
Baseline contract value	£446,158.11

ACCESS*

Patients seen in 24 months	Total	Change since previous quarter
Quarter ending June 2018	6,296	
Quarter ending September 2018	6,282	→
Quarter ending December 2018	6,273	→
Quarter ending March 2019	6,364	→
Quarter ending June 2019	6,328	→
Variance since June 2018	0.5%	→



ACTIVITY



Month	2019	2020
April	493	493
May	1,845	1,925
June	2,588	3,085
July	4,247	
August	5,548	
September	6,656	
October	8,165	
November	9,529	
December	10,711	
January	12,683	
February	13,952	
March	15,946	
April	16,691	
May	16,691	
June	16,692	

QUALITY

	Quantity	Base Number	Contract	AT	Region	England
% of FP17s for the same patient ID Re-attending within 3 months - Children	41	610	6.7%	10.6%	10.6%	11.4%
% of FP17s for the same patient ID Re-attending within 3 months - Adults	152	1,165	13.0%	16.2%	15.2%	15.4%
% of FP17s for the same patient ID Re-attending between 3 & 9 months - Children	256	610	42.0%	56.9%	62.3%	59.8%
% of FP17s for the same patient ID Re-attending between 3 & 9 months - Adults	464	1,165	39.8%	50.1%	53.3%	52.1%
% of FP17s for Band 1 Urgent Courses	163	1,478	11.0%	10.0%	9.7%	9.2%
% of FP17s Relating to Free Repair or Replacements	3	1,478	0.2%	0.5%	0.6%	0.7%
% of FP17s Relating to Continuations	6	1,478	0.4%	0.7%	0.8%	0.8%
% of Patients satisfied with the dentistry they have received	1	1	N/A	92.0%	93.4%	93.4%
% of Patients satisfied with the time they had to wait for an appointment	1	1	N/A	85.6%	86.8%	87.6%

* This is based on patients treated on this contract for their most recent course of treatment. Figures in italics indicate the base number of FP17s or Patient Questionnaire responses are less than 100. N/A is shown where the base number of responses is less than 10 during the period. % is calculated as Quantity/Base number*100

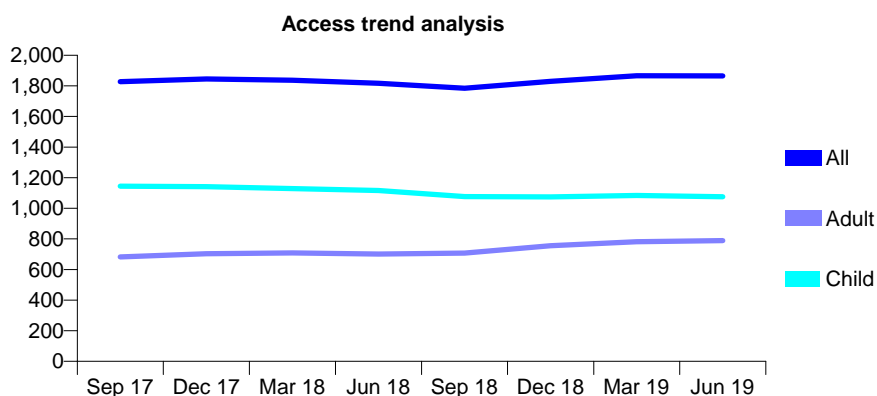
Q67 - Vital Signs At a Glance Contract Report for 205079/0003 - June 2019

Name or company name	Mr Peter Redvers Garrod and Mr Thomas F
Contract type name	GDS Contract
Purpose of contract	General
Contract start date	01/04/2010
Contract end date	

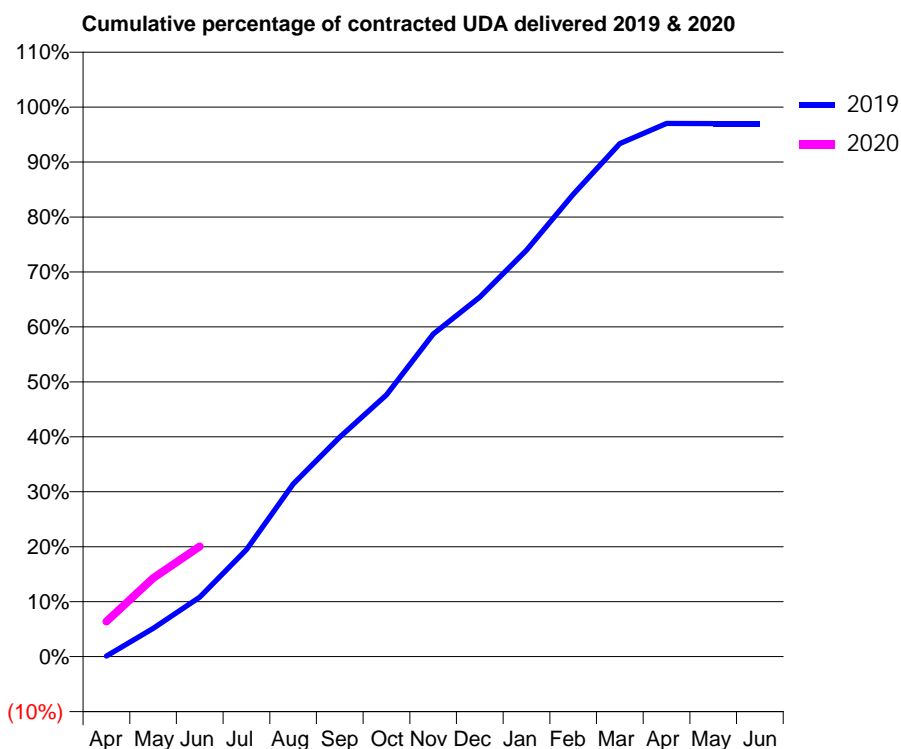
19/20 Contracted general activity (UDA)	5,871
Carry forward general activity (UDA)	0
19/20 Contracted orthodontic activity (UOA)	0
Carry forward orthodontic activity (UOA)	0
Baseline contract value	£153,094.91

ACCESS*

Patients seen in 24 months	Total	Change since previous quarter
Quarter ending June 2018	1,817	
Quarter ending September 2018	1,784	↓
Quarter ending December 2018	1,830	↑
Quarter ending March 2019	1,866	→
Quarter ending June 2019	1,865	→
Variance since June 2018	2.6%	↑



ACTIVITY



Month	Adjusted Scheduled Activity (UDA)	
	2019	2020
April	6	376
May	303	838
June	636	1,177
July	1,143	
August	1,845	
September	2,345	
October	2,796	
November	3,445	
December	3,841	
January	4,342	
February	4,938	
March	5,480	
April	5,695	
May	5,694	
June	5,694	

QUALITY

	Quantity	Base Number	Contract	AT	Region	England
% of FP17s for the same patient ID Re-attending within 3 months - Children	19	388	4.9%	10.6%	10.6%	11.4%
% of FP17s for the same patient ID Re-attending within 3 months - Adults	18	206	8.7%	16.2%	15.2%	15.4%
% of FP17s for the same patient ID Re-attending between 3 & 9 months - Children	258	388	66.5%	56.9%	62.3%	59.8%
% of FP17s for the same patient ID Re-attending between 3 & 9 months - Adults	119	206	57.8%	50.1%	53.3%	52.1%
% of FP17s for Band 1 Urgent Courses	20	510	3.9%	10.0%	9.7%	9.2%
% of FP17s Relating to Free Repair or Replacements	0	510	0.0%	0.5%	0.6%	0.7%
% of FP17s Relating to Continuations	0	510	0.0%	0.7%	0.8%	0.8%
% of Patients satisfied with the dentistry they have received	0	0	N/A	92.0%	93.4%	93.4%
% of Patients satisfied with the time they had to wait for an appointment	0	0	N/A	85.6%	86.8%	87.6%

* This is based on patients treated on this contract for their most recent course of treatment. Figures in italics indicate the base number of FP17s or Patient Questionnaire responses are less than 100. N/A is shown where the base number of responses is less than 10 during the period. % is calculated as Quantity/Base number*100

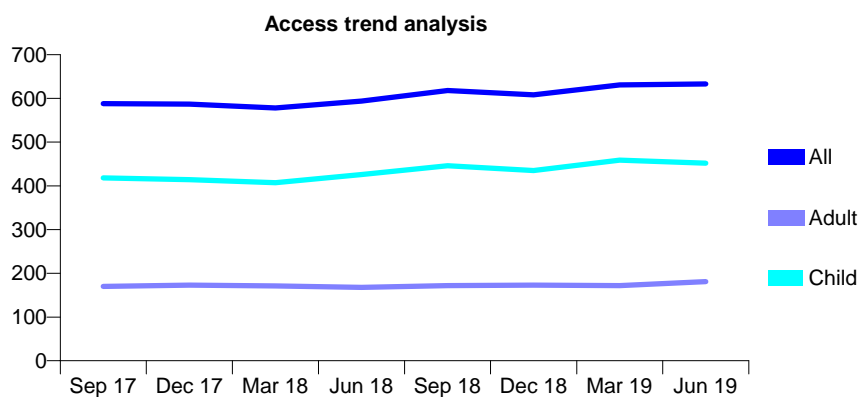
Q67 - Vital Signs At a Glance Contract Report for 210021/0001 - June 2019

Name or company name	Kelvin House Dental Practice Partnership
Contract type name	GDS Contract
Purpose of contract	General and Orthodontic
Contract start date	01/04/2006
Contract end date	

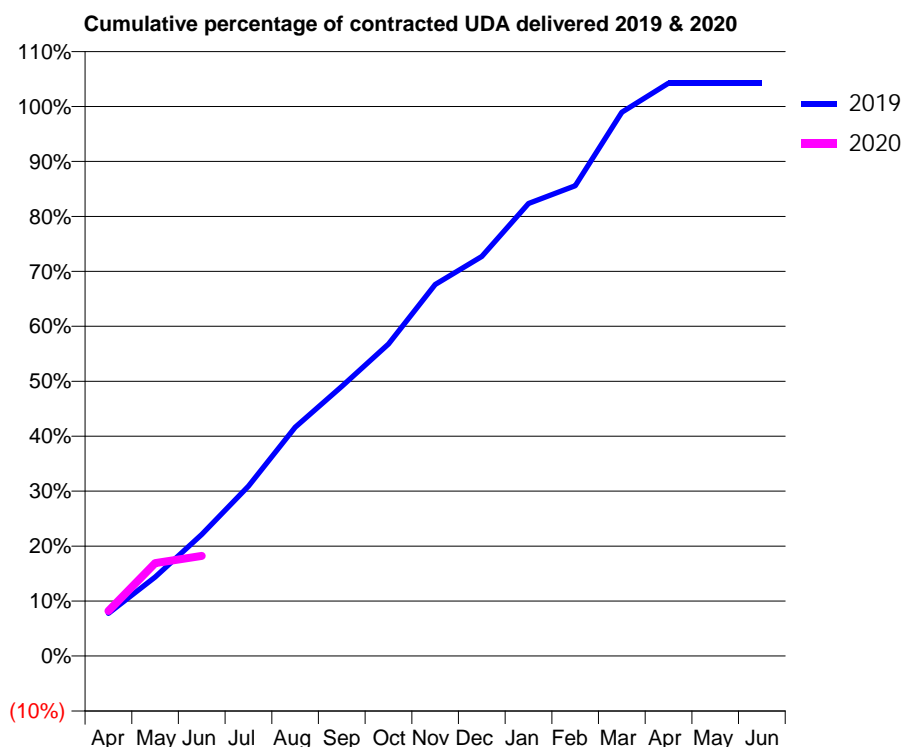
19/20 Contracted general activity (UDA)	1,025
Carry forward general activity (UDA)	0
19/20 Contracted orthodontic activity (UOA)	0
Carry forward orthodontic activity (UOA)	0
Baseline contract value	£28,031.55

ACCESS*

Patients seen in 24 months	Total	Change since previous quarter
Quarter ending June 2018	594	
Quarter ending September 2018	618	↑
Quarter ending December 2018	608	↓
Quarter ending March 2019	631	↑
Quarter ending June 2019	633	→
Variance since June 2018	6.6%	↑



ACTIVITY



Month	Adjusted Scheduled Activity (UDA)	
	2019	2020
April	79	84
May	147	173
June	227	187
July	317	
August	427	
September	503	
October	582	
November	693	
December	745	
January	844	
February	877	
March	1,014	
April	1,068	
May	1,068	
June	1,068	

QUALITY

	Quantity	Base Number	Contract	AT	Region	England
% of FP17s for the same patient ID Re-attending within 3 months - Children	8	157	5.1%	10.6%	10.6%	11.4%
% of FP17s for the same patient ID Re-attending within 3 months - Adults	4	31	12.9%	16.2%	15.2%	15.4%
% of FP17s for the same patient ID Re-attending between 3 & 9 months - Children	91	157	58.0%	56.9%	62.3%	59.8%
% of FP17s for the same patient ID Re-attending between 3 & 9 months - Adults	12	31	38.7%	50.1%	53.3%	52.1%
% of FP17s for Band 1 Urgent Courses	4	149	2.7%	10.0%	9.7%	9.2%
% of FP17s Relating to Free Repair or Replacements	0	149	0.0%	0.5%	0.6%	0.7%
% of FP17s Relating to Continuations	0	149	0.0%	0.7%	0.8%	0.8%
% of Patients satisfied with the dentistry they have received	1	1	N/A	92.0%	93.4%	93.4%
% of Patients satisfied with the time they had to wait for an appointment	1	1	N/A	85.6%	86.8%	87.6%

* This is based on patients treated on this contract for their most recent course of treatment. Figures in italics indicate the base number of FP17s or Patient Questionnaire responses are less than 100. N/A is shown where the base number of responses is less than 10 during the period. % is calculated as Quantity/Base number*100

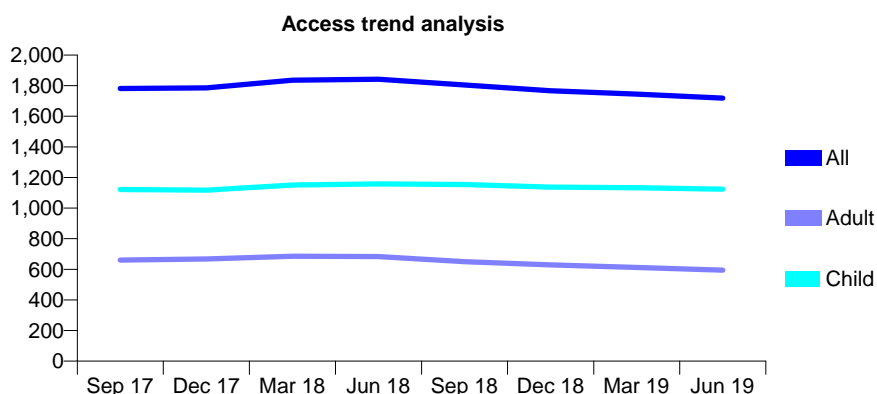
Q67 - Vital Signs At a Glance Contract Report for 210307/0001 - June 2019

Name or company name	H Winstone, K Winstone, R Sahota, A Singl
Contract type name	GDS Contract
Purpose of contract	General
Contract start date	01/04/2006
Contract end date	

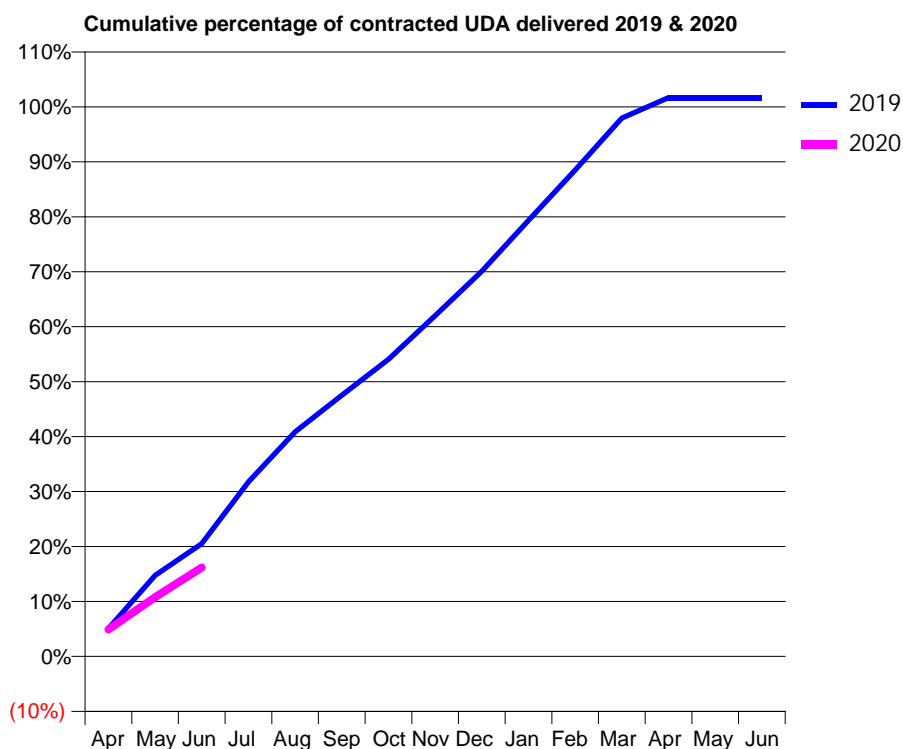
19/20 Contracted general activity (UDA)	4,664
Carry forward general activity (UDA)	0
19/20 Contracted orthodontic activity (UOA)	0
Carry forward orthodontic activity (UOA)	0
Baseline contract value	£118,036.60

ACCESS*

Patients seen in 24 months	Total	Change since previous quarter
Quarter ending June 2018	1,842	
Quarter ending September 2018	1,804	↓
Quarter ending December 2018	1,767	↓
Quarter ending March 2019	1,745	↓
Quarter ending June 2019	1,719	↓
Variance since June 2018	(6.7%)	↓



ACTIVITY



Month	2019	2020
April	237	229
May	688	504
June	957	754
July	1,481	
August	1,907	
September	2,216	
October	2,521	
November	2,893	
December	3,268	
January	3,701	
February	4,129	
March	4,568	
April	4,741	
May	4,741	
June	4,741	

QUALITY

	Quantity	Base Number	Contract	AT	Region	England
% of FP17s for the same patient ID Re-attending within 3 months - Children	30	376	8.0%	10.6%	10.6%	11.4%
% of FP17s for the same patient ID Re-attending within 3 months - Adults	18	138	13.0%	16.2%	15.2%	15.4%
% of FP17s for the same patient ID Re-attending between 3 & 9 months - Children	249	376	66.2%	56.9%	62.3%	59.8%
% of FP17s for the same patient ID Re-attending between 3 & 9 months - Adults	75	138	54.3%	50.1%	53.3%	52.1%
% of FP17s for Band 1 Urgent Courses	25	433	5.8%	10.0%	9.7%	9.2%
% of FP17s Relating to Free Repair or Replacements	0	433	0.0%	0.5%	0.6%	0.7%
% of FP17s Relating to Continuations	1	433	0.2%	0.7%	0.8%	0.8%
% of Patients satisfied with the dentistry they have received	0	0	N/A	92.0%	93.4%	93.4%
% of Patients satisfied with the time they had to wait for an appointment	0	0	N/A	85.6%	86.8%	87.6%

* This is based on patients treated on this contract for their most recent course of treatment. Figures in italics indicate the base number of FP17s or Patient Questionnaire responses are less than 100. N/A is shown where the base number of responses is less than 10 during the period. % is calculated as Quantity/Base number*100

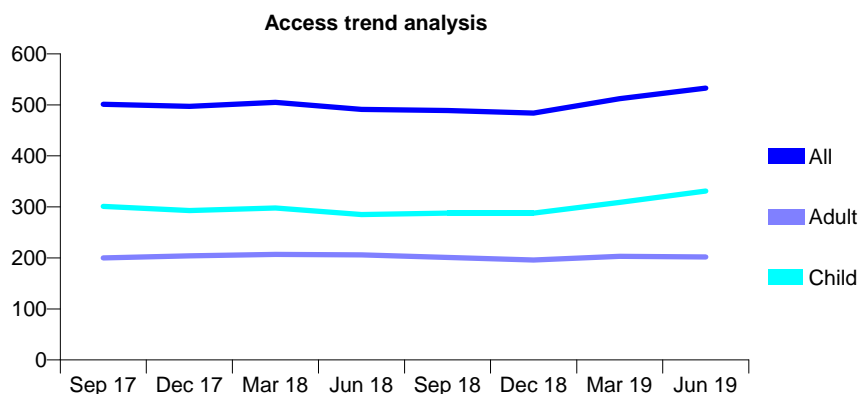
Q67 - Vital Signs At a Glance Contract Report for 219924/0001 - June 2019

Name or company name	Ms Maeve Danielle Frahill
Contract type name	GDS Contract
Purpose of contract	General
Contract start date	01/04/2006
Contract end date	

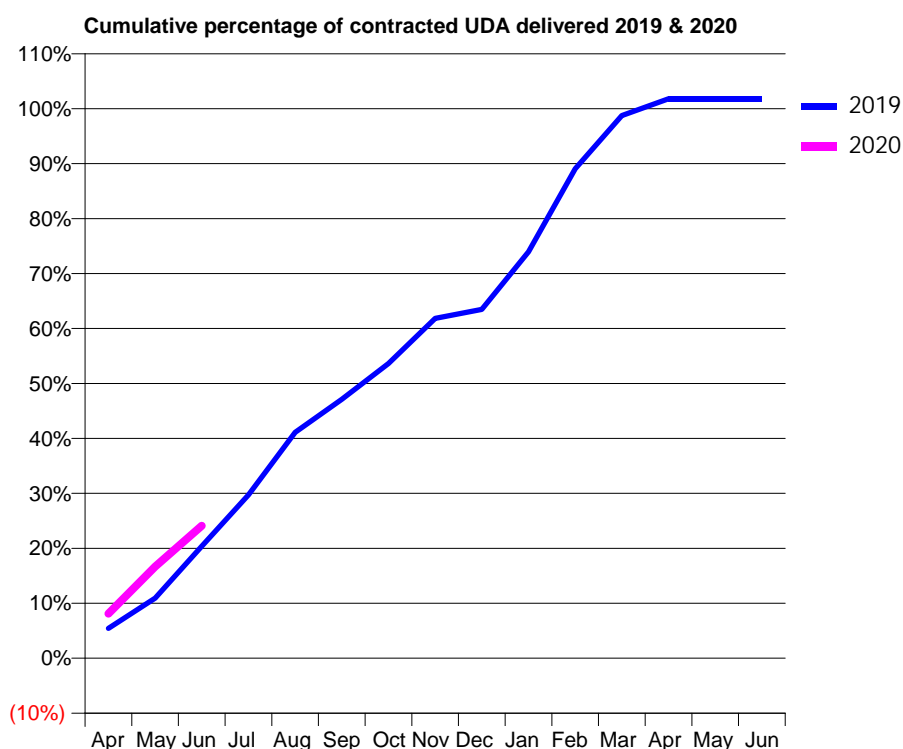
19/20 Contracted general activity (UDA)	1,047
Carry forward general activity (UDA)	0
19/20 Contracted orthodontic activity (UOA)	0
Carry forward orthodontic activity (UOA)	0
Baseline contract value	£26,497.49

ACCESS*

Patients seen in 24 months	Total	Change since previous quarter
Quarter ending June 2018	491	
Quarter ending September 2018	489	→
Quarter ending December 2018	484	↓
Quarter ending March 2019	512	↑
Quarter ending June 2019	533	↑
Variance since June 2018	8.6%	↑



ACTIVITY



Adjusted Scheduled Activity (UDA)		
Month	2019	2020
April	57	85
May	114	175
June	213	252
July	311	
August	430	
September	493	
October	561	
November	648	
December	665	
January	774	
February	933	
March	1,034	
April	1,066	
May	1,066	
June	1,066	

QUALITY

	Quantity	Base Number	Contract	AT	Region	England
% of FP17s for the same patient ID Re-attending within 3 months - Children	9	139	6.5%	10.6%	10.6%	11.4%
% of FP17s for the same patient ID Re-attending within 3 months - Adults	7	37	18.9%	16.2%	15.2%	15.4%
% of FP17s for the same patient ID Re-attending between 3 & 9 months - Children	70	139	50.4%	56.9%	62.3%	59.8%
% of FP17s for the same patient ID Re-attending between 3 & 9 months - Adults	13	37	35.1%	50.1%	53.3%	52.1%
% of FP17s for Band 1 Urgent Courses	12	155	7.7%	10.0%	9.7%	9.2%
% of FP17s Relating to Free Repair or Replacements	0	155	0.0%	0.5%	0.6%	0.7%
% of FP17s Relating to Continuations	0	155	0.0%	0.7%	0.8%	0.8%
% of Patients satisfied with the dentistry they have received	0	0	N/A	92.0%	93.4%	93.4%
% of Patients satisfied with the time they had to wait for an appointment	0	0	N/A	85.6%	86.8%	87.6%

* This is based on patients treated on this contract for their most recent course of treatment.

Figures in italics indicate the base number of FP17s or Patient Questionnaire responses are less than 100. N/A is shown where the base number of responses is less than 10 during the period. % is calculated as Quantity/Base number*100

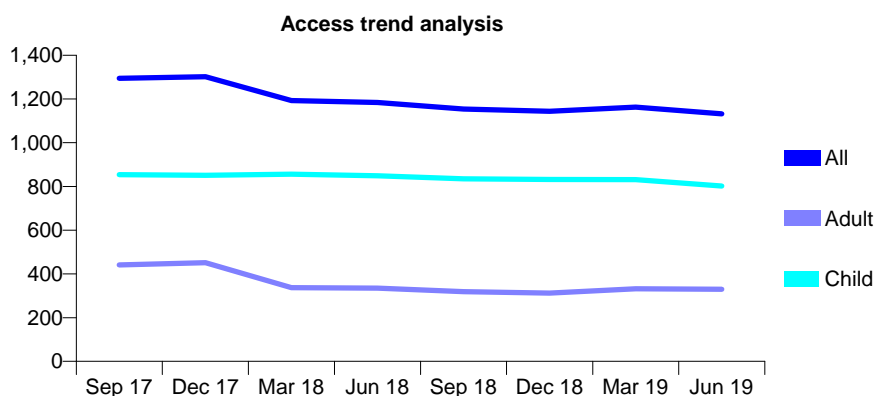
Q67 - Vital Signs At a Glance Contract Report for 221503/0001 - June 2019

Name or company name	MR UL PERERA
Contract type name	GDS Contract
Purpose of contract	General
Contract start date	01/04/2006
Contract end date	

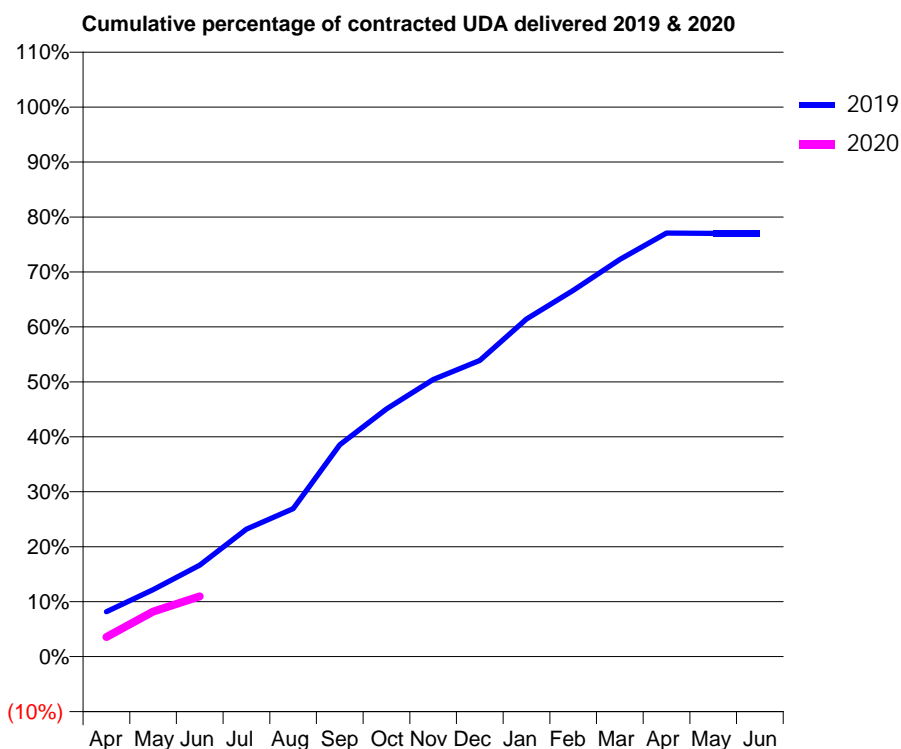
19/20 Contracted general activity (UDA)	4,054
Carry forward general activity (UDA)	0
19/20 Contracted orthodontic activity (UOA)	0
Carry forward orthodontic activity (UOA)	0
Baseline contract value	£102,598.70

ACCESS*

Patients seen in 24 months	Total	Change since previous quarter
Quarter ending June 2018	1,184	
Quarter ending September 2018	1,154	↓
Quarter ending December 2018	1,144	→
Quarter ending March 2019	1,163	→
Quarter ending June 2019	1,132	↓
Variance since June 2018	(4.4%)	↓



ACTIVITY



Month	Adjusted Scheduled Activity (UDA)	
	2019	2020
April	331	145
May	494	333
June	675	445
July	941	
August	1,091	
September	1,563	
October	1,827	
November	2,045	
December	2,184	
January	2,491	
February	2,702	
March	2,930	
April	3,124	
May	3,122	
June	3,122	

QUALITY

	Quantity	Base Number	Contract	AT	Region	England
% of FP17s for the same patient ID Re-attending within 3 months - Children	11	257	4.3%	10.6%	10.6%	11.4%
% of FP17s for the same patient ID Re-attending within 3 months - Adults	2	55	3.6%	16.2%	15.2%	15.4%
% of FP17s for the same patient ID Re-attending between 3 & 9 months - Children	167	257	65.0%	56.9%	62.3%	59.8%
% of FP17s for the same patient ID Re-attending between 3 & 9 months - Adults	35	55	63.6%	50.1%	53.3%	52.1%
% of FP17s for Band 1 Urgent Courses	1	243	0.4%	10.0%	9.7%	9.2%
% of FP17s Relating to Free Repair or Replacements	0	243	0.0%	0.5%	0.6%	0.7%
% of FP17s Relating to Continuations	0	243	0.0%	0.7%	0.8%	0.8%
% of Patients satisfied with the dentistry they have received	1	1	N/A	92.0%	93.4%	93.4%
% of Patients satisfied with the time they had to wait for an appointment	1	1	N/A	85.6%	86.8%	87.6%

* This is based on patients treated on this contract for their most recent course of treatment. Figures in italics indicate the base number of FP17s or Patient Questionnaire responses are less than 100. N/A is shown where the base number of responses is less than 10 during the period. % is calculated as Quantity/Base number*100

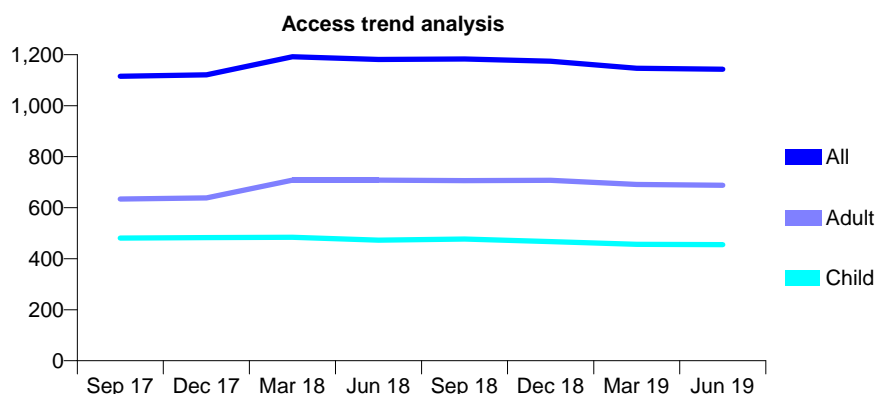
Q67 - Vital Signs At a Glance Contract Report for 224006/0001 - June 2019

Name or company name	MR RW LUKE
Contract type name	GDS Contract
Purpose of contract	General
Contract start date	01/04/2006
Contract end date	

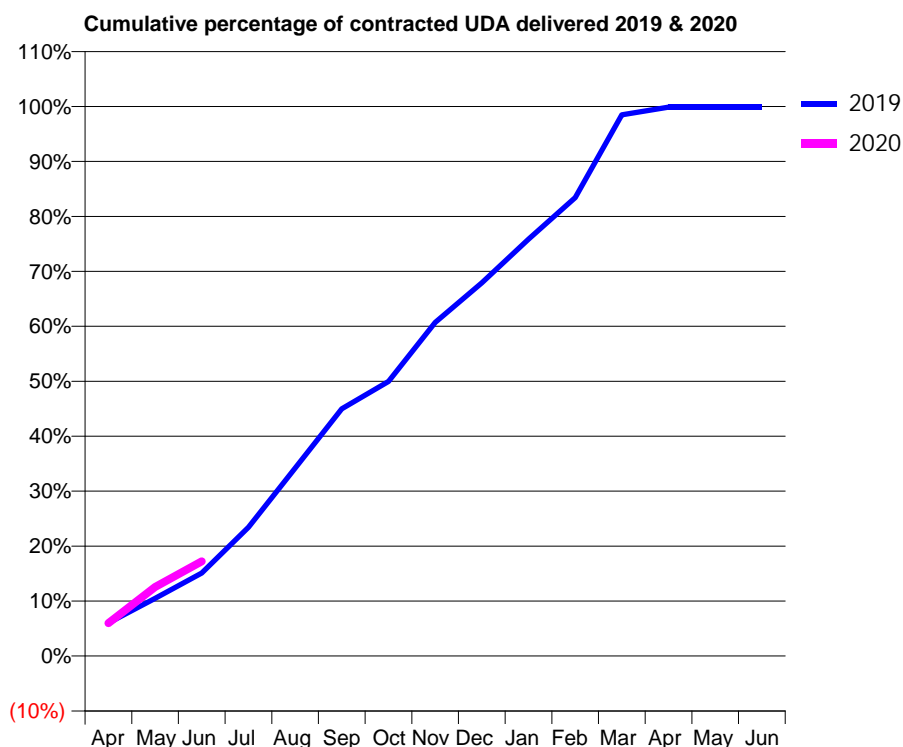
19/20 Contracted general activity (UDA)	2,577
Carry forward general activity (UDA)	0
19/20 Contracted orthodontic activity (UOA)	0
Carry forward orthodontic activity (UOA)	0
Baseline contract value	£65,220.47

ACCESS*

Patients seen in 24 months	Total	Change since previous quarter
Quarter ending June 2018	1,181	
Quarter ending September 2018	1,183	→
Quarter ending December 2018	1,174	→
Quarter ending March 2019	1,147	↓
Quarter ending June 2019	1,143	→
Variance since June 2018	(3.2%)	↓



ACTIVITY



Month	Adjusted Scheduled Activity (UDA)	
	2019	2020
April	155	154
May	270	324
June	389	445
July	604	
August	882	
September	1,159	
October	1,288	
November	1,564	
December	1,749	
January	1,955	
February	2,150	
March	2,538	
April	2,574	
May	2,574	
June	2,574	

QUALITY

	Quantity	Base Number	Contract	AT	Region	England
% of FP17s for the same patient ID Re-attending within 3 months - Children	6	139	4.3%	10.6%	10.6%	11.4%
% of FP17s for the same patient ID Re-attending within 3 months - Adults	24	202	11.9%	16.2%	15.2%	15.4%
% of FP17s for the same patient ID Re-attending between 3 & 9 months - Children	106	139	76.3%	56.9%	62.3%	59.8%
% of FP17s for the same patient ID Re-attending between 3 & 9 months - Adults	147	202	72.8%	50.1%	53.3%	52.1%
% of FP17s for Band 1 Urgent Courses	8	314	2.5%	10.0%	9.7%	9.2%
% of FP17s Relating to Free Repair or Replacements	0	314	0.0%	0.5%	0.6%	0.7%
% of FP17s Relating to Continuations	9	314	2.9%	0.7%	0.8%	0.8%
% of Patients satisfied with the dentistry they have received	1	1	N/A	92.0%	93.4%	93.4%
% of Patients satisfied with the time they had to wait for an appointment	1	1	N/A	85.6%	86.8%	87.6%

* This is based on patients treated on this contract for their most recent course of treatment. Figures in italics indicate the base number of FP17s or Patient Questionnaire responses are less than 100. N/A is shown where the base number of responses is less than 10 during the period. % is calculated as Quantity/Base number*100

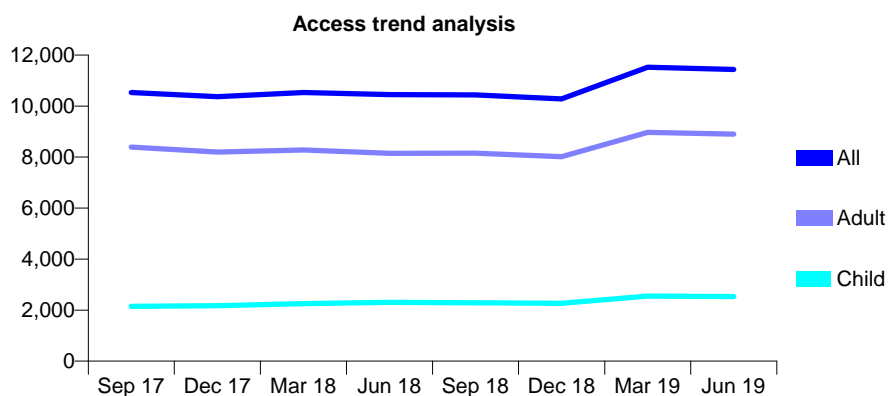
Q67 - Vital Signs At a Glance Contract Report for 238783/0001 - June 2019

Name or company name	Total Dentalcare Partnership
Contract type name	GDS Contract
Purpose of contract	General
Contract start date	01/04/2006
Contract end date	

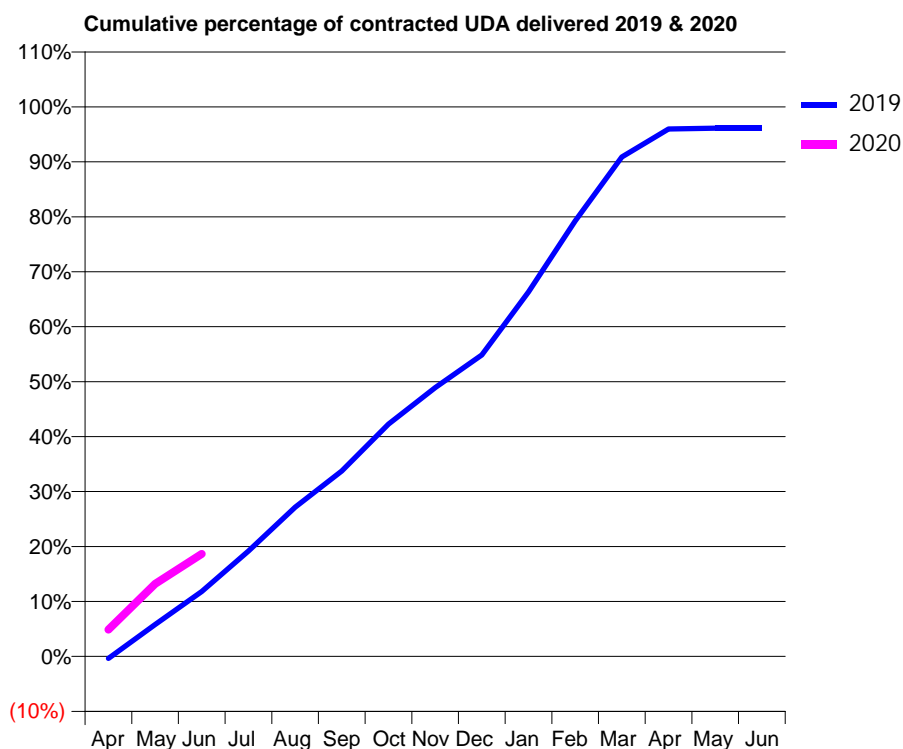
19/20 Contracted general activity (UDA)	37,286
Carry forward general activity (UDA)	0
19/20 Contracted orthodontic activity (UOA)	0
Carry forward orthodontic activity (UOA)	0
Baseline contract value	£1,133,696.35

ACCESS*

Patients seen in 24 months	Total	Change since previous quarter
Quarter ending June 2018	10,452	
Quarter ending September 2018	10,439	→
Quarter ending December 2018	10,284	↓
Quarter ending March 2019	11,520	↑
Quarter ending June 2019	11,438	→
Variance since June 2018	9.4%	↑



ACTIVITY



Month	2019	2020
April	-149	1,825
May	2,285	4,931
June	4,634	6,954
July	7,532	
August	10,670	
September	13,259	
October	16,610	
November	19,213	
December	21,547	
January	26,060	
February	31,130	
March	35,694	
April	37,698	
May	37,756	
June	37,754	

QUALITY

	Quantity	Base Number	Contract	AT	Region	England
% of FP17s for the same patient ID Re-attending within 3 months - Children	42	718	5.8%	10.6%	10.6%	11.4%
% of FP17s for the same patient ID Re-attending within 3 months - Adults	300	2,415	12.4%	16.2%	15.2%	15.4%
% of FP17s for the same patient ID Re-attending between 3 & 9 months - Children	340	718	47.4%	56.9%	62.3%	59.8%
% of FP17s for the same patient ID Re-attending between 3 & 9 months - Adults	1,108	2,415	45.9%	50.1%	53.3%	52.1%
% of FP17s for Band 1 Urgent Courses	243	2,537	9.6%	10.0%	9.7%	9.2%
% of FP17s Relating to Free Repair or Replacements	26	2,537	1.0%	0.5%	0.6%	0.7%
% of FP17s Relating to Continuations	36	2,537	1.4%	0.7%	0.8%	0.8%
% of Patients satisfied with the dentistry they have received	12	12	100.0%	92.0%	93.4%	93.4%
% of Patients satisfied with the time they had to wait for an appointment	10	12	83.3%	85.6%	86.8%	87.6%

* This is based on patients treated on this contract for their most recent course of treatment. Figures in italics indicate the base number of FP17s or Patient Questionnaire responses are less than 100. N/A is shown where the base number of responses is less than 10 during the period. % is calculated as Quantity/Base number*100

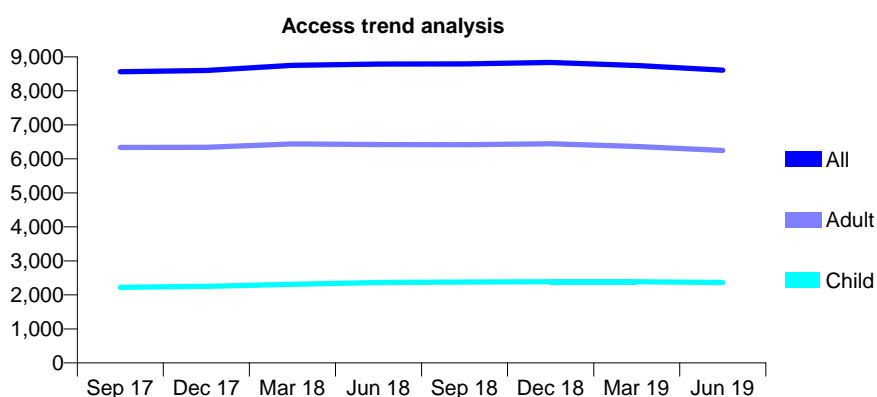
Q67 - Vital Signs At a Glance Contract Report for 238783/0002 - June 2019

Name or company name	Total Dentalcare Partnership
Contract type name	GDS Contract
Purpose of contract	General
Contract start date	01/04/2006
Contract end date	

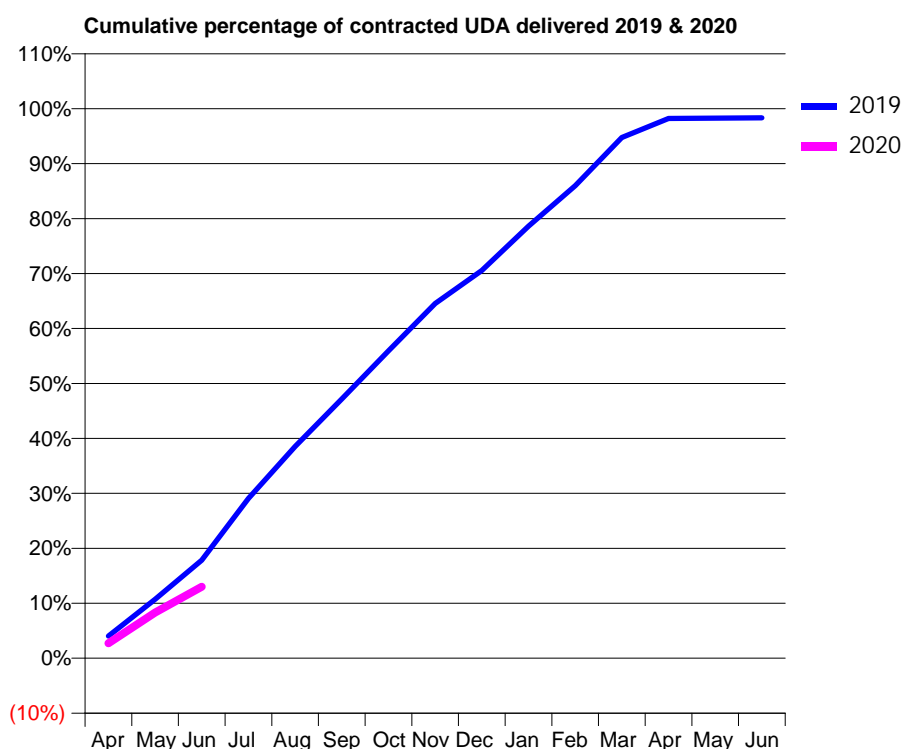
19/20 Contracted general activity (UDA)	26,947
Carry forward general activity (UDA)	0
19/20 Contracted orthodontic activity (UOA)	0
Carry forward orthodontic activity (UOA)	0
Baseline contract value	£748,737.35

ACCESS*

Patients seen in 24 months	Total	Change since previous quarter
Quarter ending June 2018	8,785	
Quarter ending September 2018	8,796	→
Quarter ending December 2018	8,839	→
Quarter ending March 2019	8,746	↓
Quarter ending June 2019	8,609	↓
Variance since June 2018	(2.0%)	↓



ACTIVITY



Month	2019	2020
April	1,089	733
May	2,891	2,239
June	4,811	3,507
July	7,838	
August	10,389	
September	12,707	
October	15,070	
November	17,400	
December	19,016	
January	21,187	
February	23,173	
March	25,534	
April	26,471	
May	26,480	
June	26,494	

QUALITY

	Quantity	Base Number	Contract	AT	Region	England
% of FP17s for the same patient ID Re-attending within 3 months - Children	29	653	4.4%	10.6%	10.6%	11.4%
% of FP17s for the same patient ID Re-attending within 3 months - Adults	151	1,558	9.7%	16.2%	15.2%	15.4%
% of FP17s for the same patient ID Re-attending between 3 & 9 months - Children	376	653	57.6%	56.9%	62.3%	59.8%
% of FP17s for the same patient ID Re-attending between 3 & 9 months - Adults	893	1,558	57.3%	50.1%	53.3%	52.1%
% of FP17s for Band 1 Urgent Courses	140	1,864	7.5%	10.0%	9.7%	9.2%
% of FP17s Relating to Free Repair or Replacements	9	1,864	0.5%	0.5%	0.6%	0.7%
% of FP17s Relating to Continuations	18	1,864	1.0%	0.7%	0.8%	0.8%
% of Patients satisfied with the dentistry they have received	6	6	N/A	92.0%	93.4%	93.4%
% of Patients satisfied with the time they had to wait for an appointment	6	6	N/A	85.6%	86.8%	87.6%

* This is based on patients treated on this contract for their most recent course of treatment.

Figures in italics indicate the base number of FP17s or Patient Questionnaire responses are less than 100. N/A is shown where the base number of responses is less than 10 during the period. % is calculated as Quantity/Base number*100

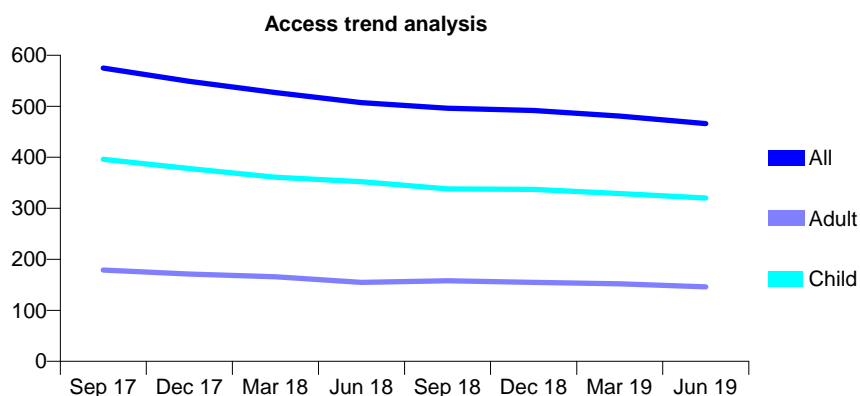
Q67 - Vital Signs At a Glance Contract Report for 246476/0001 - June 2019

Name or company name	MR PS BHOGAL
Contract type name	GDS Contract
Purpose of contract	General
Contract start date	17/04/2014
Contract end date	

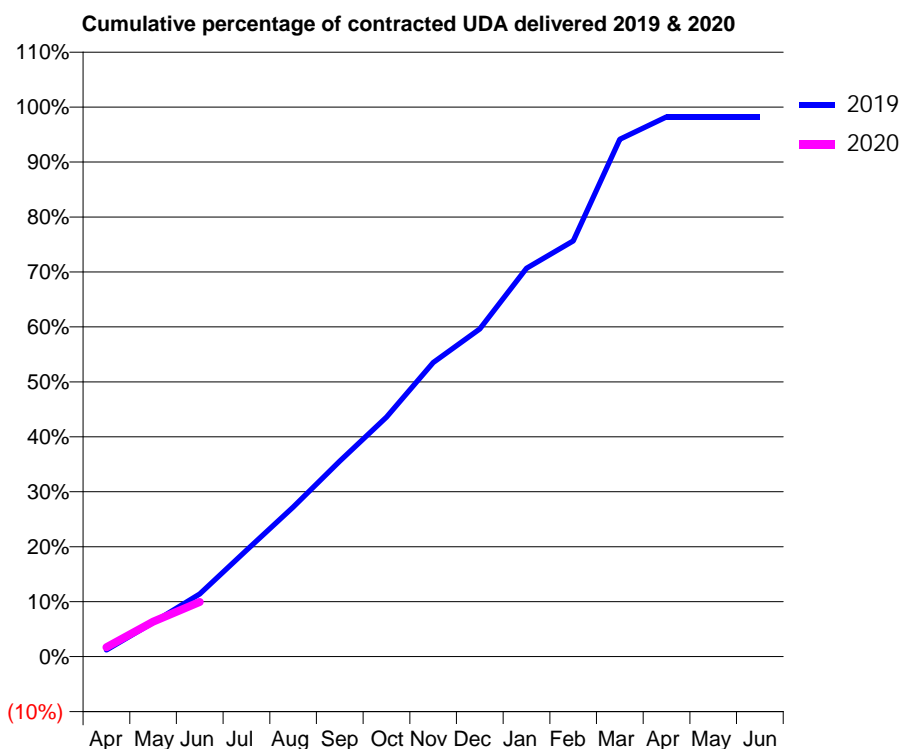
19/20 Contracted general activity (UDA)	1,600
Carry forward general activity (UDA)	0
19/20 Contracted orthodontic activity (UOA)	0
Carry forward orthodontic activity (UOA)	0
Baseline contract value	£39,323.39

ACCESS*

Patients seen in 24 months	Total	Change since previous quarter
Quarter ending June 2018	507	
Quarter ending September 2018	496	↓
Quarter ending December 2018	492	→
Quarter ending March 2019	481	↓
Quarter ending June 2019	466	↓
Variance since June 2018	(8.1%)	↓



ACTIVITY



Month	Adjusted Scheduled Activity (UDA)	
	2019	2020
April	19	27
May	100	102
June	183	159
July	310	
August	435	
September	569	
October	697	
November	856	
December	954	
January	1,131	
February	1,210	
March	1,506	
April	1,571	
May	1,571	
June	1,571	

QUALITY

	Quantity	Base Number	Contract	AT	Region	England
% of FP17s for the same patient ID Re-attending within 3 months - Children	8	87	9.2%	10.6%	10.6%	11.4%
% of FP17s for the same patient ID Re-attending within 3 months - Adults	7	23	30.4%	16.2%	15.2%	15.4%
% of FP17s for the same patient ID Re-attending between 3 & 9 months - Children	47	87	54.0%	56.9%	62.3%	59.8%
% of FP17s for the same patient ID Re-attending between 3 & 9 months - Adults	7	23	30.4%	50.1%	53.3%	52.1%
% of FP17s for Band 1 Urgent Courses	5	80	6.3%	10.0%	9.7%	9.2%
% of FP17s Relating to Free Repair or Replacements	0	80	0.0%	0.5%	0.6%	0.7%
% of FP17s Relating to Continuations	0	80	0.0%	0.7%	0.8%	0.8%
% of Patients satisfied with the dentistry they have received	0	0	N/A	92.0%	93.4%	93.4%
% of Patients satisfied with the time they had to wait for an appointment	0	0	N/A	85.6%	86.8%	87.6%

* This is based on patients treated on this contract for their most recent course of treatment. Figures in italics indicate the base number of FP17s or Patient Questionnaire responses are less than 100. N/A is shown where the base number of responses is less than 10 during the period. % is calculated as Quantity/Base number*100

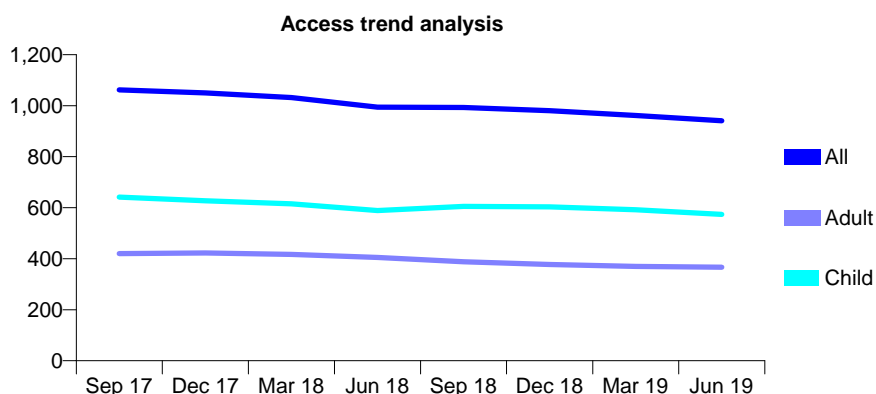
Q67 - Vital Signs At a Glance Contract Report for 249130/0001 - June 2019

Name or company name	Louie Dental Practice and Partner
Contract type name	GDS Contract
Purpose of contract	General
Contract start date	12/05/2014
Contract end date	

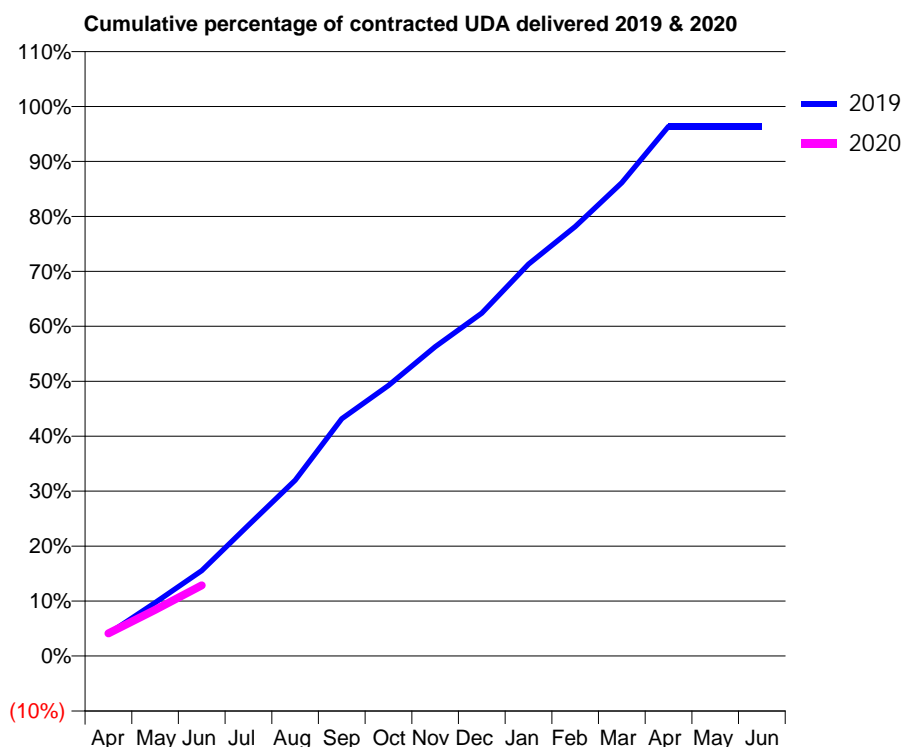
19/20 Contracted general activity (UDA)	4,033
Carry forward general activity (UDA)	0
19/20 Contracted orthodontic activity (UOA)	0
Carry forward orthodontic activity (UOA)	0
Baseline contract value	£122,908.67

ACCESS*

Patients seen in 24 months	Total	Change since previous quarter
Quarter ending June 2018	994	
Quarter ending September 2018	993	→
Quarter ending December 2018	980	↓
Quarter ending March 2019	962	↓
Quarter ending June 2019	941	↓
Variance since June 2018	(5.3%)	↓



ACTIVITY



Month	Adjusted Scheduled Activity (UDA)	
	2019	2020
April	164	166
May	392	339
June	627	520
July	961	
August	1,290	
September	1,741	
October	1,986	
November	2,270	
December	2,517	
January	2,876	
February	3,152	
March	3,473	
April	3,887	
May	3,887	
June	3,887	

QUALITY

	Quantity	Base Number	Contract	AT	Region	England
% of FP17s for the same patient ID Re-attending within 3 months - Children	16	237	6.8%	10.6%	10.6%	11.4%
% of FP17s for the same patient ID Re-attending within 3 months - Adults	16	126	12.7%	16.2%	15.2%	15.4%
% of FP17s for the same patient ID Re-attending between 3 & 9 months - Children	161	237	67.9%	56.9%	62.3%	59.8%
% of FP17s for the same patient ID Re-attending between 3 & 9 months - Adults	66	126	52.4%	50.1%	53.3%	52.1%
% of FP17s for Band 1 Urgent Courses	18	246	7.3%	10.0%	9.7%	9.2%
% of FP17s Relating to Free Repair or Replacements	0	246	0.0%	0.5%	0.6%	0.7%
% of FP17s Relating to Continuations	0	246	0.0%	0.7%	0.8%	0.8%
% of Patients satisfied with the dentistry they have received	1	1	N/A	92.0%	93.4%	93.4%
% of Patients satisfied with the time they had to wait for an appointment	1	1	N/A	85.6%	86.8%	87.6%

* This is based on patients treated on this contract for their most recent course of treatment. Figures in italics indicate the base number of FP17s or Patient Questionnaire responses are less than 100. N/A is shown where the base number of responses is less than 10 during the period. % is calculated as Quantity/Base number*100

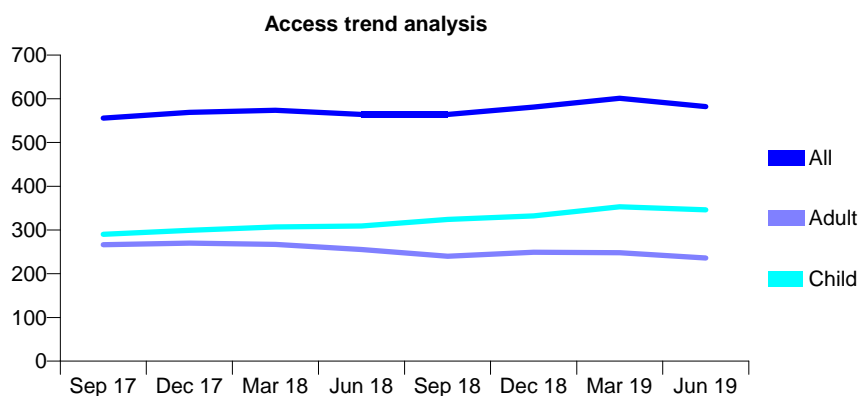
Q67 - Vital Signs At a Glance Contract Report for 261378/0001 - June 2019

Name or company name	MS OM FULMYK
Contract type name	GDS Contract
Purpose of contract	General
Contract start date	01/06/2015
Contract end date	

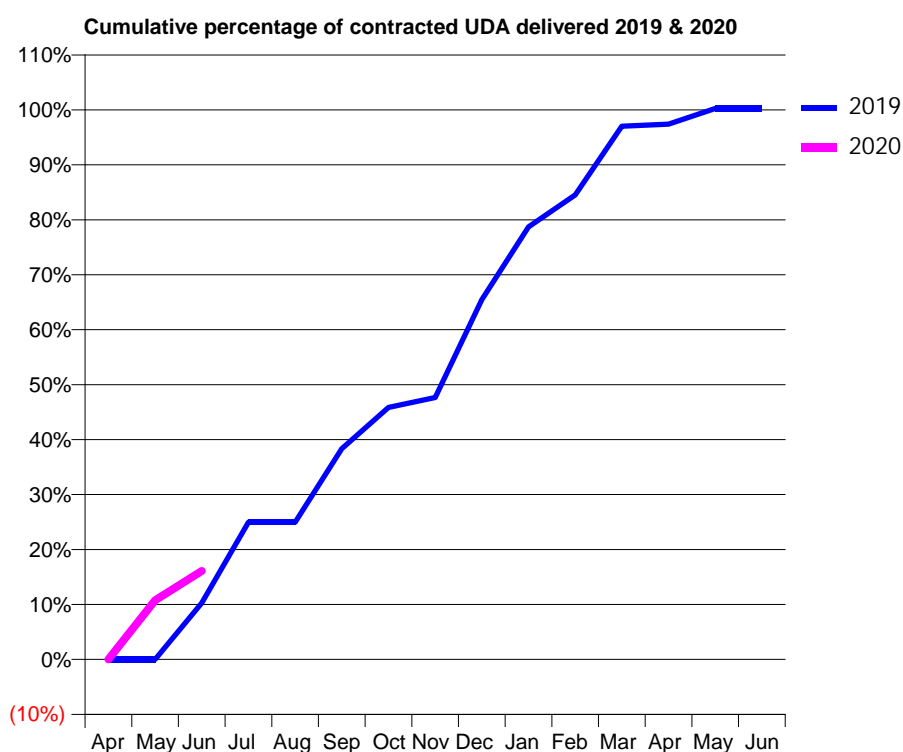
19/20 Contracted general activity (UDA)	1,050
Carry forward general activity (UDA)	0
19/20 Contracted orthodontic activity (UOA)	0
Carry forward orthodontic activity (UOA)	0
Baseline contract value	£26,573.42

ACCESS*

Patients seen in 24 months	Total	Change since previous quarter
Quarter ending June 2018	564	
Quarter ending September 2018	564	→
Quarter ending December 2018	581	↑
Quarter ending March 2019	601	↑
Quarter ending June 2019	582	↓
Variance since June 2018	3.2%	↑



ACTIVITY



Month	Adjusted Scheduled Activity (UDA)	
	2019	2020
April	0	0
May	0	113
June	108	169
July	262	
August	262	
September	402	
October	481	
November	500	
December	687	
January	826	
February	888	
March	1,019	
April	1,023	
May	1,053	
June	1,053	

QUALITY

	Quantity	Base Number	Contract	AT	Region	England
% of FP17s for the same patient ID Re-attending within 3 months - Children	1	96	1.0%	10.6%	10.6%	11.4%
% of FP17s for the same patient ID Re-attending within 3 months - Adults	2	42	4.8%	16.2%	15.2%	15.4%
% of FP17s for the same patient ID Re-attending between 3 & 9 months - Children	57	96	59.4%	56.9%	62.3%	59.8%
% of FP17s for the same patient ID Re-attending between 3 & 9 months - Adults	13	42	31.0%	50.1%	53.3%	52.1%
% of FP17s for Band 1 Urgent Courses	0	107	0.0%	10.0%	9.7%	9.2%
% of FP17s Relating to Free Repair or Replacements	0	107	0.0%	0.5%	0.6%	0.7%
% of FP17s Relating to Continuations	0	107	0.0%	0.7%	0.8%	0.8%
% of Patients satisfied with the dentistry they have received	0	0	N/A	92.0%	93.4%	93.4%
% of Patients satisfied with the time they had to wait for an appointment	0	0	N/A	85.6%	86.8%	87.6%

* This is based on patients treated on this contract for their most recent course of treatment. Figures in italics indicate the base number of FP17s or Patient Questionnaire responses are less than 100. N/A is shown where the base number of responses is less than 10 during the period. % is calculated as Quantity/Base number*100

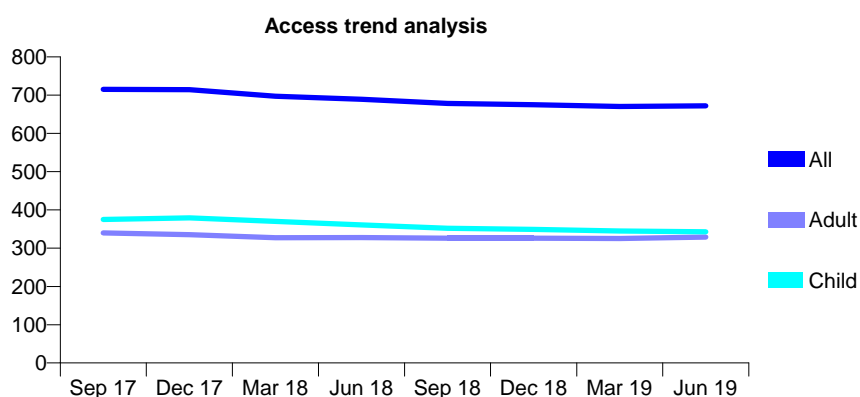
Q67 - Vital Signs At a Glance Contract Report for 261653/0001 - June 2019

Name or company name	MR M EBRAHIMI HONARVAR
Contract type name	GDS Contract
Purpose of contract	General
Contract start date	01/04/2006
Contract end date	

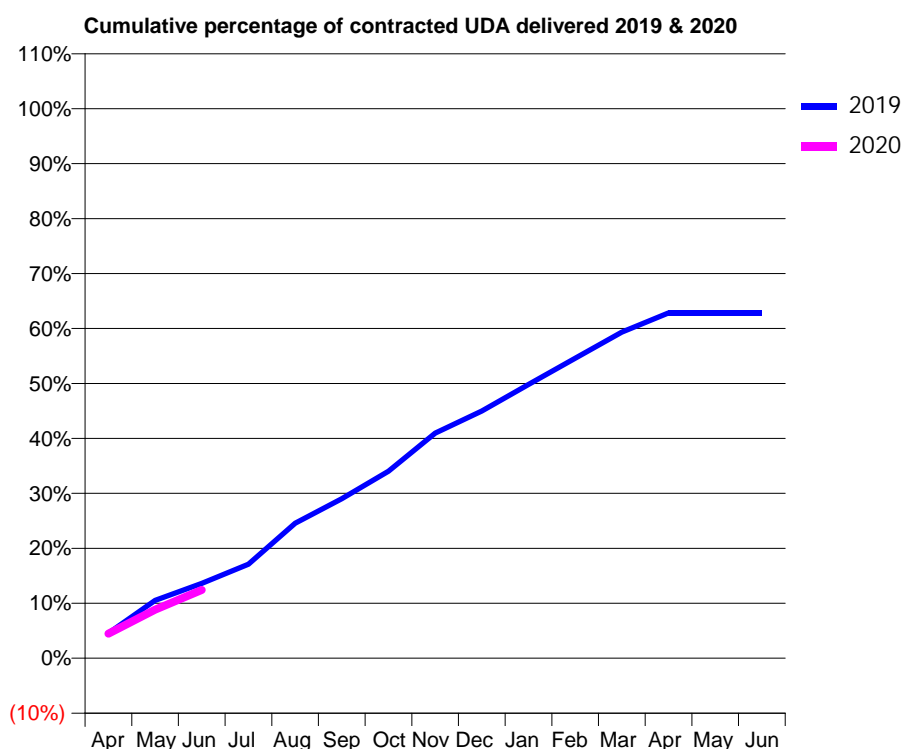
19/20 Contracted general activity (UDA)	2,010
Carry forward general activity (UDA)	0
19/20 Contracted orthodontic activity (UOA)	0
Carry forward orthodontic activity (UOA)	0
Baseline contract value	£50,869.10

ACCESS*

Patients seen in 24 months	Total	Change since previous quarter
Quarter ending June 2018	689	
Quarter ending September 2018	678	↓
Quarter ending December 2018	675	→
Quarter ending March 2019	670	→
Quarter ending June 2019	672	→
Variance since June 2018	(2.5%)	↓



ACTIVITY



Month	2019	2020
April	92	90
May	212	178
June	274	250
July	344	
August	494	
September	583	
October	684	
November	823	
December	904	
January	1,001	
February	1,097	
March	1,193	
April	1,263	
May	1,263	
June	1,263	

QUALITY

	Quantity	Base Number	Contract	AT	Region	England
% of FP17s for the same patient ID Re-attending within 3 months - Children	3	146	2.1%	10.6%	10.6%	11.4%
% of FP17s for the same patient ID Re-attending within 3 months - Adults	4	95	4.2%	16.2%	15.2%	15.4%
% of FP17s for the same patient ID Re-attending between 3 & 9 months - Children	98	146	67.1%	56.9%	62.3%	59.8%
% of FP17s for the same patient ID Re-attending between 3 & 9 months - Adults	63	95	66.3%	50.1%	53.3%	52.1%
% of FP17s for Band 1 Urgent Courses	0	188	0.0%	10.0%	9.7%	9.2%
% of FP17s Relating to Free Repair or Replacements	0	188	0.0%	0.5%	0.6%	0.7%
% of FP17s Relating to Continuations	1	188	0.5%	0.7%	0.8%	0.8%
% of Patients satisfied with the dentistry they have received	1	1	N/A	92.0%	93.4%	93.4%
% of Patients satisfied with the time they had to wait for an appointment	1	1	N/A	85.6%	86.8%	87.6%

* This is based on patients treated on this contract for their most recent course of treatment.

Figures in italics indicate the base number of FP17s or Patient Questionnaire responses are less than 100. N/A is shown where the base number of responses is less than 10 during the period. % is calculated as Quantity/Base number*100

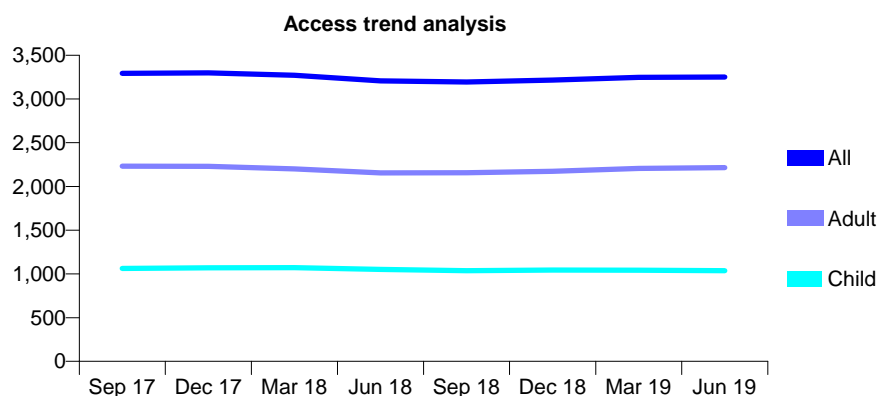
Q67 - Vital Signs At a Glance Contract Report for 263893/0001 - June 2019

Name or company name	MR SH DATTANI
Contract type name	GDS Contract
Purpose of contract	General
Contract start date	01/04/2006
Contract end date	

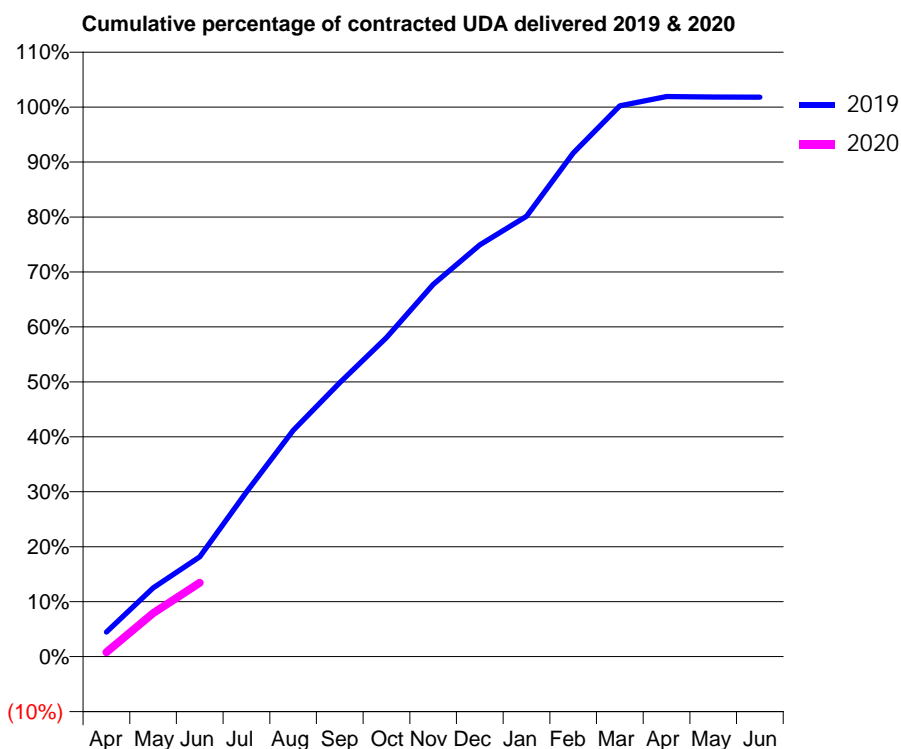
19/20 Contracted general activity (UDA)	12,028
Carry forward general activity (UDA)	0
19/20 Contracted orthodontic activity (UOA)	0
Carry forward orthodontic activity (UOA)	0
Baseline contract value	£336,807.86

ACCESS*

Patients seen in 24 months	Total	Change since previous quarter
Quarter ending June 2018	3,207	
Quarter ending September 2018	3,194	→
Quarter ending December 2018	3,217	→
Quarter ending March 2019	3,248	→
Quarter ending June 2019	3,251	→
Variance since June 2018	1.4%	→



ACTIVITY



Month	Adjusted Scheduled Activity (UDA)	
	2019	2020
April	539	98
May	1,503	951
June	2,183	1,618
July	3,603	
August	4,952	
September	5,995	
October	6,982	
November	8,146	
December	9,011	
January	9,640	
February	11,022	
March	12,054	
April	12,258	
May	12,245	
June	12,242	

QUALITY

	Quantity	Base Number	Contract	AT	Region	England
% of FP17s for the same patient ID Re-attending within 3 months - Children	23	361	6.4%	10.6%	10.6%	11.4%
% of FP17s for the same patient ID Re-attending within 3 months - Adults	76	759	10.0%	16.2%	15.2%	15.4%
% of FP17s for the same patient ID Re-attending between 3 & 9 months - Children	264	361	73.1%	56.9%	62.3%	59.8%
% of FP17s for the same patient ID Re-attending between 3 & 9 months - Adults	538	759	70.9%	50.1%	53.3%	52.1%
% of FP17s for Band 1 Urgent Courses	59	995	5.9%	10.0%	9.7%	9.2%
% of FP17s Relating to Free Repair or Replacements	5	995	0.5%	0.5%	0.6%	0.7%
% of FP17s Relating to Continuations	6	995	0.6%	0.7%	0.8%	0.8%
% of Patients satisfied with the dentistry they have received	2	3	N/A	92.0%	93.4%	93.4%
% of Patients satisfied with the time they had to wait for an appointment	3	3	N/A	85.6%	86.8%	87.6%

* This is based on patients treated on this contract for their most recent course of treatment. Figures in italics indicate the base number of FP17s or Patient Questionnaire responses are less than 100. N/A is shown where the base number of responses is less than 10 during the period. % is calculated as Quantity/Base number*100

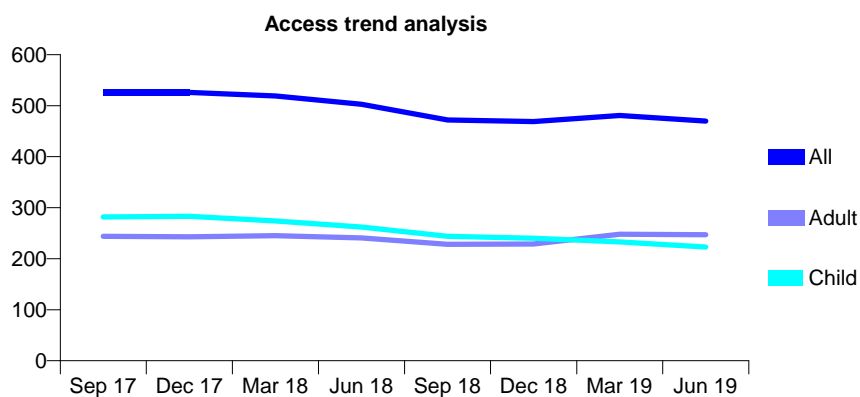
Q67 - Vital Signs At a Glance Contract Report for 270431/0001 - June 2019

Name or company name	MISS H VARAITCH
Contract type name	GDS Contract
Purpose of contract	General
Contract start date	01/02/2012
Contract end date	

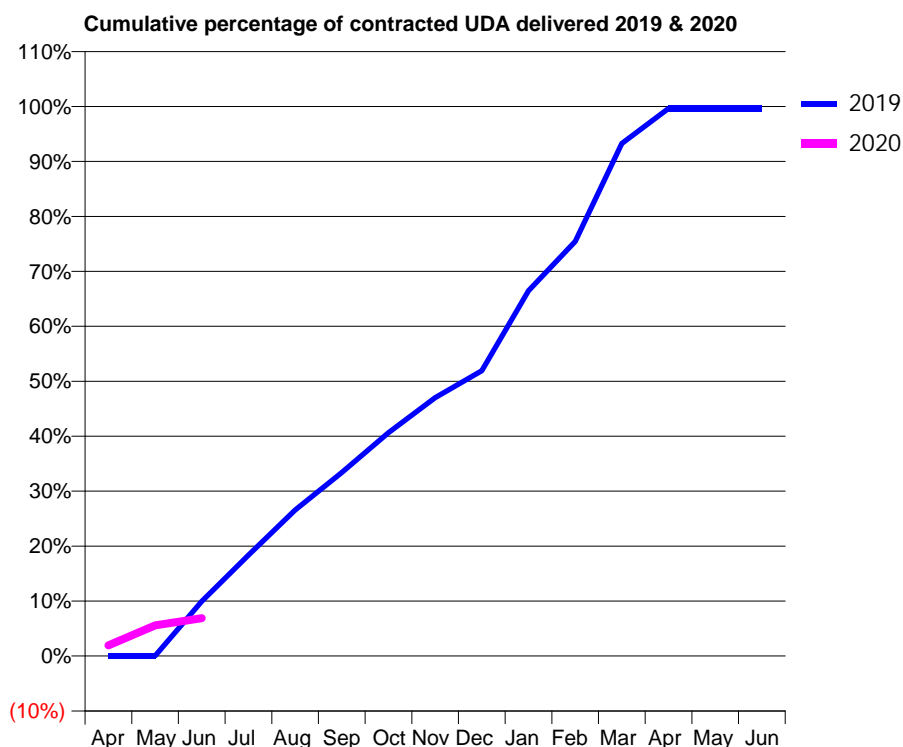
19/20 Contracted general activity (UDA)	1,953
Carry forward general activity (UDA)	0
19/20 Contracted orthodontic activity (UOA)	0
Carry forward orthodontic activity (UOA)	0
Baseline contract value	£49,426.56

ACCESS*

Patients seen in 24 months	Total	Change since previous quarter
Quarter ending June 2018	503	
Quarter ending September 2018	472	↓
Quarter ending December 2018	469	→
Quarter ending March 2019	481	↑
Quarter ending June 2019	470	↓
Variance since June 2018	(6.6%)	↓



ACTIVITY



Month	Adjusted Scheduled Activity (UDA)	
	2019	2020
April	1	38
May	1	109
June	194	135
July	359	
August	519	
September	652	
October	793	
November	918	
December	1,014	
January	1,298	
February	1,473	
March	1,822	
April	1,946	
May	1,946	
June	1,946	

QUALITY

	Quantity	Base Number	Contract	AT	Region	England
% of FP17s for the same patient ID Re-attending within 3 months - Children	4	62	6.5%	10.6%	10.6%	11.4%
% of FP17s for the same patient ID Re-attending within 3 months - Adults	14	67	20.9%	16.2%	15.2%	15.4%
% of FP17s for the same patient ID Re-attending between 3 & 9 months - Children	37	62	59.7%	56.9%	62.3%	59.8%
% of FP17s for the same patient ID Re-attending between 3 & 9 months - Adults	37	67	55.2%	50.1%	53.3%	52.1%
% of FP17s for Band 1 Urgent Courses	4	88	4.5%	10.0%	9.7%	9.2%
% of FP17s Relating to Free Repair or Replacements	0	88	0.0%	0.5%	0.6%	0.7%
% of FP17s Relating to Continuations	0	88	0.0%	0.7%	0.8%	0.8%
% of Patients satisfied with the dentistry they have received	0	0	N/A	92.0%	93.4%	93.4%
% of Patients satisfied with the time they had to wait for an appointment	0	0	N/A	85.6%	86.8%	87.6%

* This is based on patients treated on this contract for their most recent course of treatment. Figures in italics indicate the base number of FP17s or Patient Questionnaire responses are less than 100. N/A is shown where the base number of responses is less than 10 during the period. % is calculated as Quantity/Base number*100

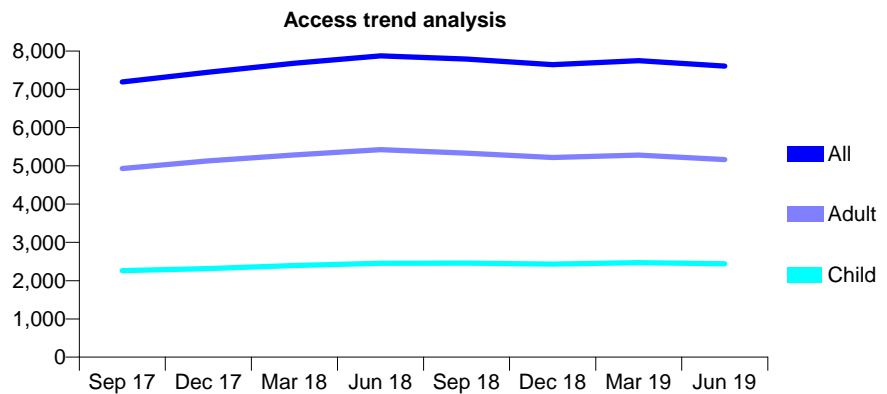
Q67 - Vital Signs At a Glance Contract Report for 279625/0002 - June 2019

Name or company name	MR BS SIDHU
Contract type name	GDS Contract
Purpose of contract	General
Contract start date	01/09/2009
Contract end date	

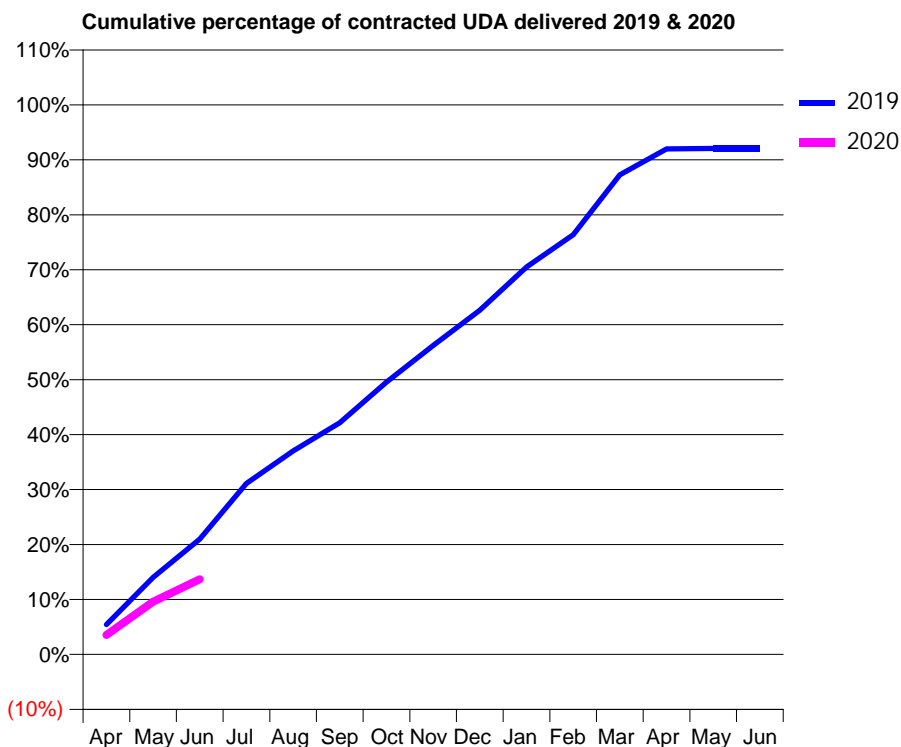
19/20 Contracted general activity (UDA)	21,684
Carry forward general activity (UDA)	0
19/20 Contracted orthodontic activity (UOA)	0
Carry forward orthodontic activity (UOA)	0
Baseline contract value	£522,834.63

ACCESS*

Patients seen in 24 months	Total	Change since previous quarter
Quarter ending June 2018	7,874	
Quarter ending September 2018	7,789	↓
Quarter ending December 2018	7,646	↓
Quarter ending March 2019	7,751	→
Quarter ending June 2019	7,608	↓
Variance since June 2018	(3.4%)	↓



ACTIVITY



Month	2019	2020
April	1,175	767
May	3,038	2,082
June	4,552	2,966
July	6,750	
August	8,034	
September	9,141	
October	10,747	
November	12,187	
December	13,579	
January	15,282	
February	16,560	
March	18,921	
April	19,948	
May	19,966	
June	19,967	

QUALITY

	Quantity	Base Number	Contract	AT	Region	England
% of FP17s for the same patient ID Re-attending within 3 months - Children	43	789	5.4%	10.6%	10.6%	11.4%
% of FP17s for the same patient ID Re-attending within 3 months - Adults	232	1,465	15.8%	16.2%	15.2%	15.4%
% of FP17s for the same patient ID Re-attending between 3 & 9 months - Children	556	789	70.5%	56.9%	62.3%	59.8%
% of FP17s for the same patient ID Re-attending between 3 & 9 months - Adults	767	1,465	52.4%	50.1%	53.3%	52.1%
% of FP17s for Band 1 Urgent Courses	197	1,815	10.9%	10.0%	9.7%	9.2%
% of FP17s Relating to Free Repair or Replacements	1	1,815	0.1%	0.5%	0.6%	0.7%
% of FP17s Relating to Continuations	10	1,815	0.6%	0.7%	0.8%	0.8%
% of Patients satisfied with the dentistry they have received	6	6	N/A	92.0%	93.4%	93.4%
% of Patients satisfied with the time they had to wait for an appointment	6	6	N/A	85.6%	86.8%	87.6%

* This is based on patients treated on this contract for their most recent course of treatment. Figures in italics indicate the base number of FP17s or Patient Questionnaire responses are less than 100. N/A is shown where the base number of responses is less than 10 during the period. % is calculated as Quantity/Base number*100

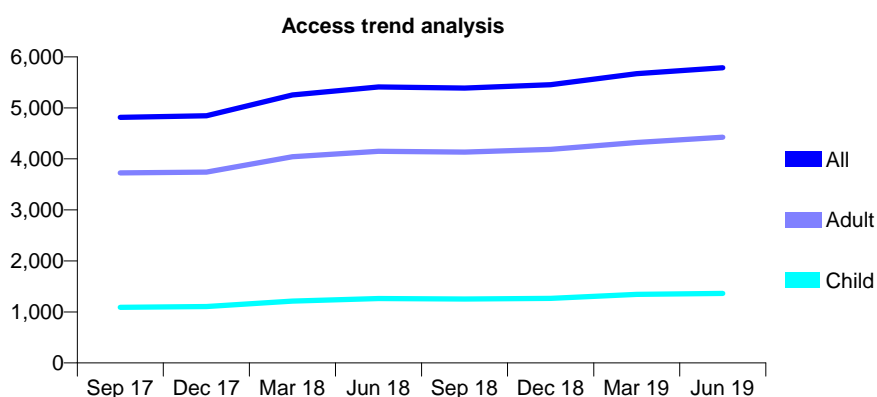
Q67 - Vital Signs At a Glance Contract Report for 280240/0001 - June 2019

Name or company name	MR SA BANVIR
Contract type name	GDS Contract
Purpose of contract	General
Contract start date	01/01/2015
Contract end date	

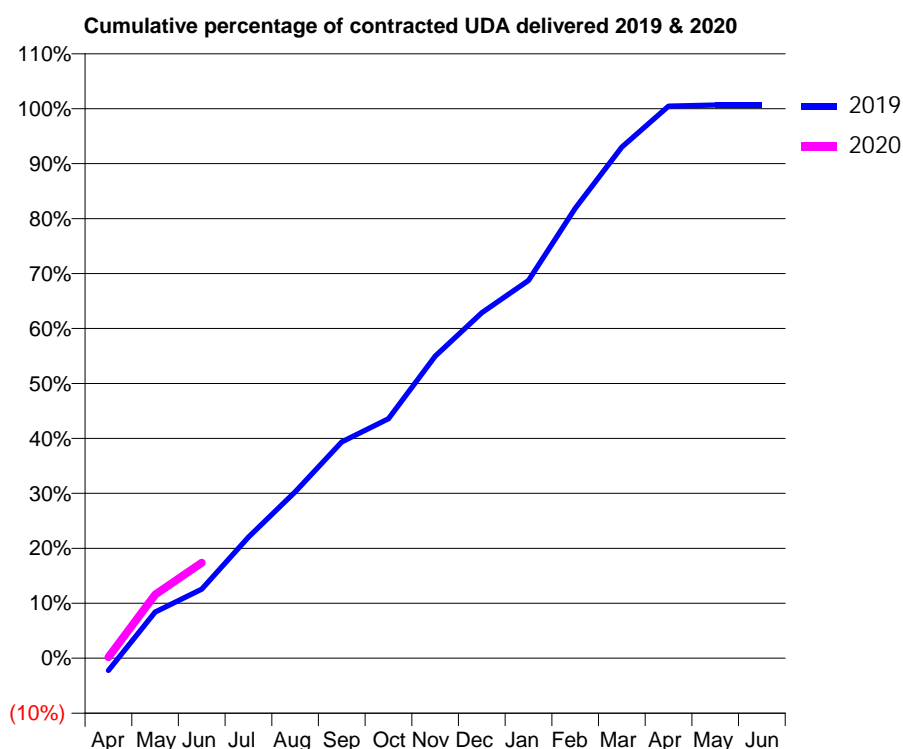
19/20 Contracted general activity (UDA)	16,057
Carry forward general activity (UDA)	0
19/20 Contracted orthodontic activity (UOA)	0
Carry forward orthodontic activity (UOA)	0
Baseline contract value	£423,825.94

ACCESS*

Patients seen in 24 months	Total	Change since previous quarter
Quarter ending June 2018	5,410	
Quarter ending September 2018	5,389	→
Quarter ending December 2018	5,454	→
Quarter ending March 2019	5,669	↑
Quarter ending June 2019	5,787	↑
Variance since June 2018	7.0%	↑



ACTIVITY



Month	2019	2020
April	-360	31
May	1,349	1,862
June	2,015	2,790
July	3,535	
August	4,860	
September	6,319	
October	6,997	
November	8,827	
December	10,093	
January	11,037	
February	13,149	
March	14,935	
April	16,128	
May	16,159	
June	16,160	

QUALITY

	Quantity	Base Number	Contract	AT	Region	England
% of FP17s for the same patient ID Re-attending within 3 months - Children	31	436	7.1%	10.6%	10.6%	11.4%
% of FP17s for the same patient ID Re-attending within 3 months - Adults	331	1,642	20.2%	16.2%	15.2%	15.4%
% of FP17s for the same patient ID Re-attending between 3 & 9 months - Children	266	436	61.0%	56.9%	62.3%	59.8%
% of FP17s for the same patient ID Re-attending between 3 & 9 months - Adults	913	1,642	55.6%	50.1%	53.3%	52.1%
% of FP17s for Band 1 Urgent Courses	200	1,481	13.5%	10.0%	9.7%	9.2%
% of FP17s Relating to Free Repair or Replacements	18	1,481	1.2%	0.5%	0.6%	0.7%
% of FP17s Relating to Continuations	22	1,481	1.5%	0.7%	0.8%	0.8%
% of Patients satisfied with the dentistry they have received	6	6	N/A	92.0%	93.4%	93.4%
% of Patients satisfied with the time they had to wait for an appointment	6	6	N/A	85.6%	86.8%	87.6%

* This is based on patients treated on this contract for their most recent course of treatment. Figures in italics indicate the base number of FP17s or Patient Questionnaire responses are less than 100. N/A is shown where the base number of responses is less than 10 during the period. % is calculated as Quantity/Base number*100

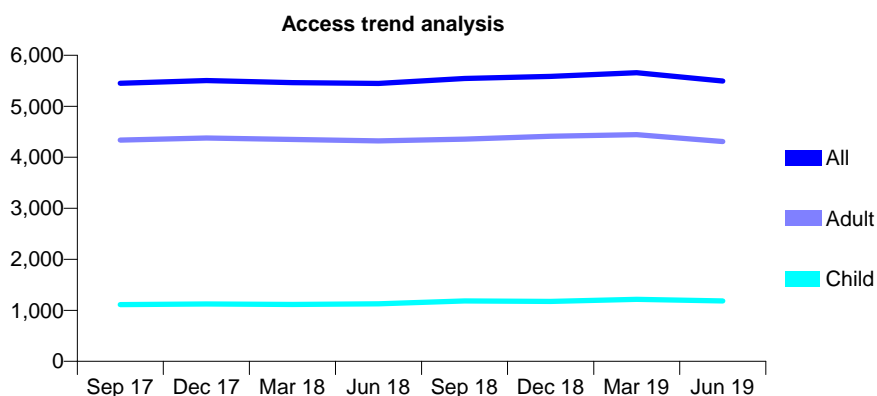
Q67 - Vital Signs At a Glance Contract Report for 281492/0001 - June 2019

Name or company name	Chandana Tulluri and Dhiran Modasia Partr
Contract type name	GDS Contract
Purpose of contract	General
Contract start date	12/03/2015
Contract end date	

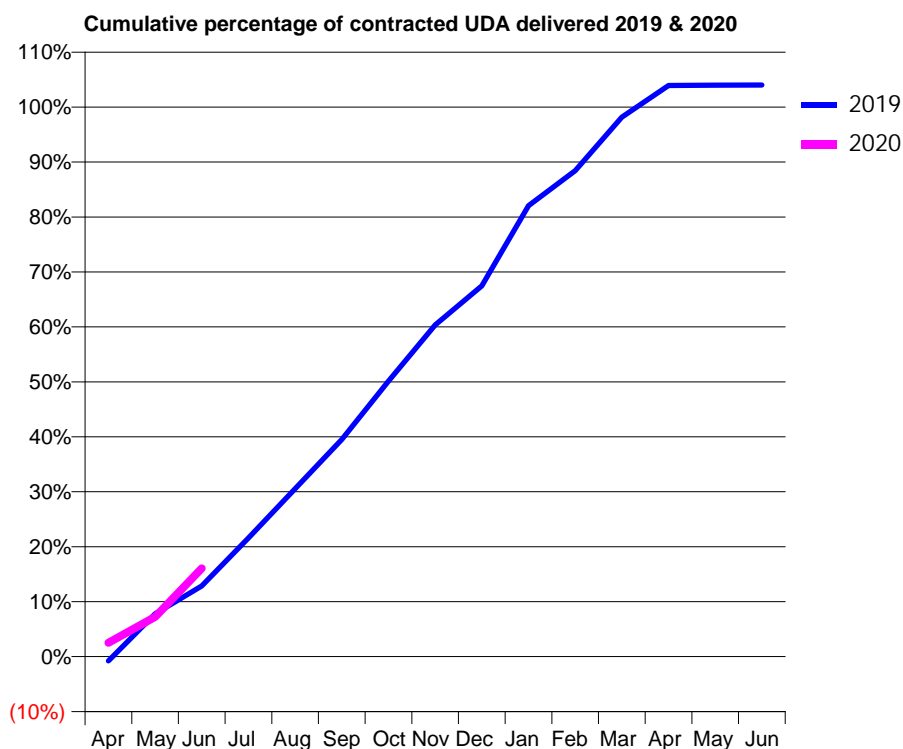
19/20 Contracted general activity (UDA)	12,653
Carry forward general activity (UDA)	0
19/20 Contracted orthodontic activity (UOA)	0
Carry forward orthodontic activity (UOA)	0
Baseline contract value	£320,222.35

ACCESS*

Patients seen in 24 months	Total	Change since previous quarter
Quarter ending June 2018	5,448	
Quarter ending September 2018	5,543	→
Quarter ending December 2018	5,586	→
Quarter ending March 2019	5,660	→
Quarter ending June 2019	5,493	↓
Variance since June 2018	0.8%	→



ACTIVITY



Month	Adjusted Scheduled Activity (UDA)	
	2019	2020
April	-100	319
May	989	917
June	1,625	2,031
July	2,735	
August	3,866	
September	5,001	
October	6,346	
November	7,636	
December	8,536	
January	10,383	
February	11,189	
March	12,418	
April	13,148	
May	13,155	
June	13,161	

QUALITY

	Quantity	Base Number	Contract	AT	Region	England
% of FP17s for the same patient ID Re-attending within 3 months - Children	20	311	6.4%	10.6%	10.6%	11.4%
% of FP17s for the same patient ID Re-attending within 3 months - Adults	97	968	10.0%	16.2%	15.2%	15.4%
% of FP17s for the same patient ID Re-attending between 3 & 9 months - Children	127	311	40.8%	56.9%	62.3%	59.8%
% of FP17s for the same patient ID Re-attending between 3 & 9 months - Adults	372	968	38.4%	50.1%	53.3%	52.1%
% of FP17s for Band 1 Urgent Courses	79	899	8.8%	10.0%	9.7%	9.2%
% of FP17s Relating to Free Repair or Replacements	2	899	0.2%	0.5%	0.6%	0.7%
% of FP17s Relating to Continuations	0	899	0.0%	0.7%	0.8%	0.8%
% of Patients satisfied with the dentistry they have received	5	5	N/A	92.0%	93.4%	93.4%
% of Patients satisfied with the time they had to wait for an appointment	4	5	N/A	85.6%	86.8%	87.6%

* This is based on patients treated on this contract for their most recent course of treatment. Figures in italics indicate the base number of FP17s or Patient Questionnaire responses are less than 100. N/A is shown where the base number of responses is less than 10 during the period. % is calculated as Quantity/Base number*100

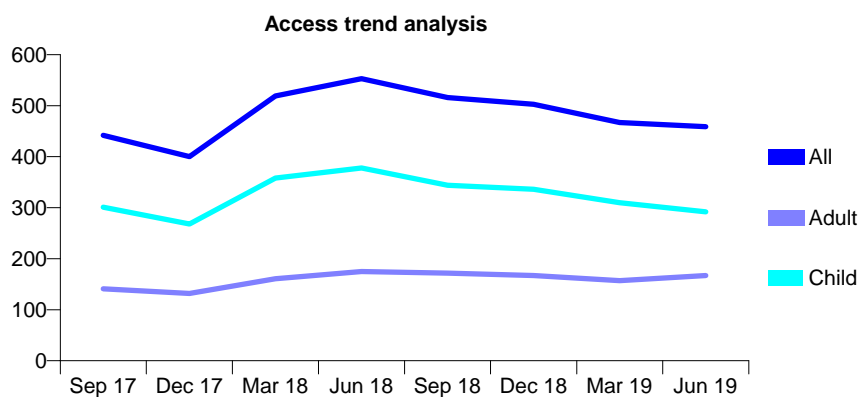
Q67 - Vital Signs At a Glance Contract Report for 300519/0002 - June 2019

Name or company name	MRS C LUPIN
Contract type name	GDS Contract
Purpose of contract	General
Contract start date	27/01/2010
Contract end date	

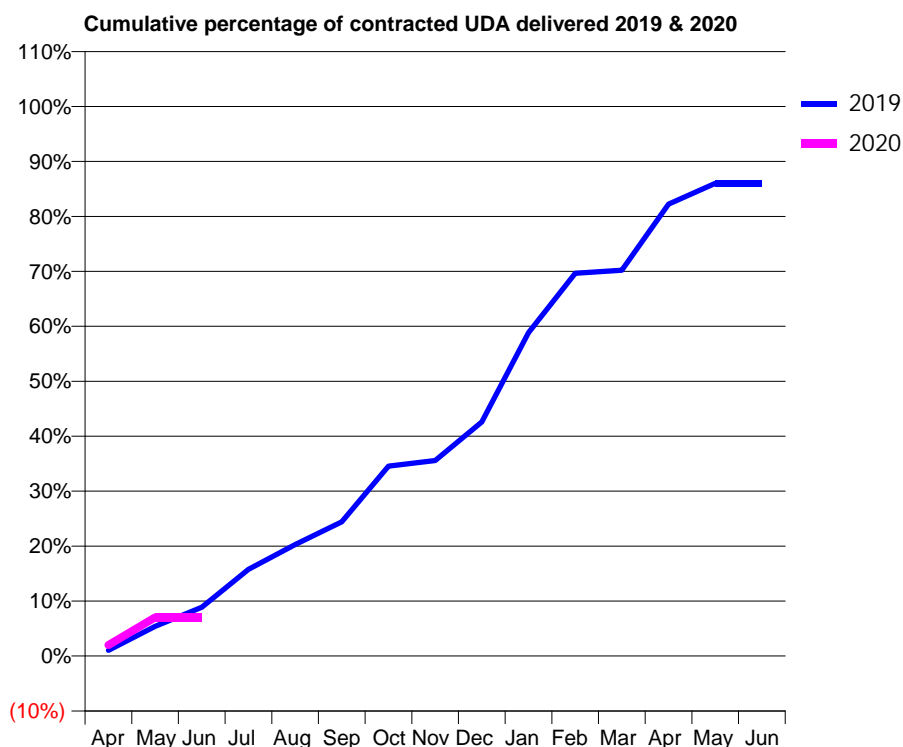
19/20 Contracted general activity (UDA)	900
Carry forward general activity (UDA)	0
19/20 Contracted orthodontic activity (UOA)	0
Carry forward orthodontic activity (UOA)	0
Baseline contract value	£21,263.39

ACCESS*

Patients seen in 24 months	Total	Change since previous quarter
Quarter ending June 2018	553	
Quarter ending September 2018	516	↓
Quarter ending December 2018	503	↓
Quarter ending March 2019	467	↓
Quarter ending June 2019	459	↓
Variance since June 2018	(17.0%)	↓



ACTIVITY



Month	Adjusted Scheduled Activity (UDA)	
	2019	2020
April	9	18
May	49	63
June	80	63
July	142	
August	183	
September	220	
October	311	
November	320	
December	383	
January	530	
February	627	
March	632	
April	740	
May	774	
June	774	

QUALITY

	Quantity	Base Number	Contract	AT	Region	England
% of FP17s for the same patient ID Re-attending within 3 months - Children	6	106	5.7%	10.6%	10.6%	11.4%
% of FP17s for the same patient ID Re-attending within 3 months - Adults	0	30	0.0%	16.2%	15.2%	15.4%
% of FP17s for the same patient ID Re-attending between 3 & 9 months - Children	38	106	35.8%	56.9%	62.3%	59.8%
% of FP17s for the same patient ID Re-attending between 3 & 9 months - Adults	6	30	20.0%	50.1%	53.3%	52.1%
% of FP17s for Band 1 Urgent Courses	1	35	2.9%	10.0%	9.7%	9.2%
% of FP17s Relating to Free Repair or Replacements	0	35	0.0%	0.5%	0.6%	0.7%
% of FP17s Relating to Continuations	0	35	0.0%	0.7%	0.8%	0.8%
% of Patients satisfied with the dentistry they have received	0	0	N/A	92.0%	93.4%	93.4%
% of Patients satisfied with the time they had to wait for an appointment	0	0	N/A	85.6%	86.8%	87.6%

* This is based on patients treated on this contract for their most recent course of treatment. Figures in italics indicate the base number of FP17s or Patient Questionnaire responses are less than 100. N/A is shown where the base number of responses is less than 10 during the period. % is calculated as Quantity/Base number*100

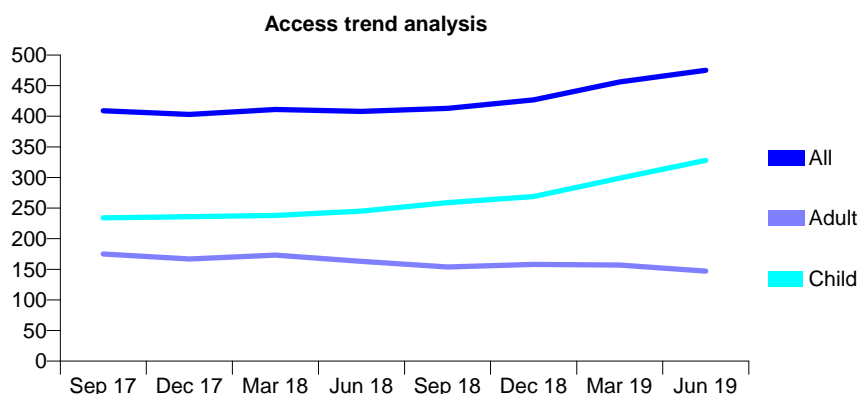
Q67 - Vital Signs At a Glance Contract Report for 308870/0001 - June 2019

Name or company name	Dr H Pankhania trading as Sea Street Dent
Contract type name	GDS Contract
Purpose of contract	General
Contract start date	01/04/2006
Contract end date	

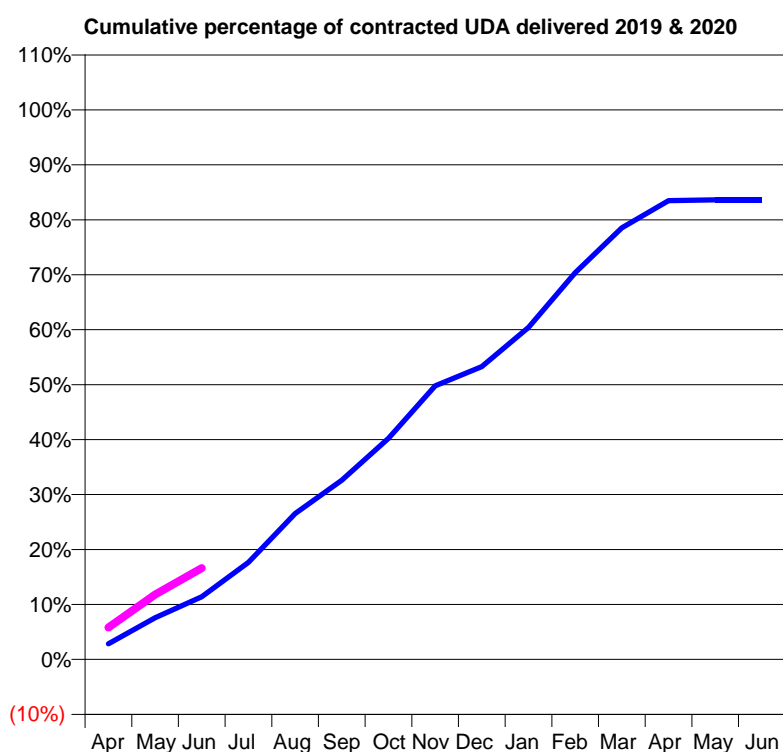
19/20 Contracted general activity (UDA)	1,400
Carry forward general activity (UDA)	0
19/20 Contracted orthodontic activity (UOA)	0
Carry forward orthodontic activity (UOA)	0
Baseline contract value	£32,663.29

ACCESS*

Patients seen in 24 months	Total	Change since previous quarter
Quarter ending June 2018	408	
Quarter ending September 2018	413	→
Quarter ending December 2018	427	↑
Quarter ending March 2019	456	↑
Quarter ending June 2019	475	↑
Variance since June 2018	16.4%	↑



ACTIVITY



Month	2019	2020
April	40	81
May	106	165
June	160	233
July	247	
August	372	
September	456	
October	563	
November	697	
December	746	
January	846	
February	985	
March	1,099	
April	1,169	
May	1,171	
June	1,171	

QUALITY

	Quantity	Base Number	Contract	AT	Region	England
% of FP17s for the same patient ID Re-attending within 3 months - Children	7	159	4.4%	10.6%	10.6%	11.4%
% of FP17s for the same patient ID Re-attending within 3 months - Adults	0	37	0.0%	16.2%	15.2%	15.4%
% of FP17s for the same patient ID Re-attending between 3 & 9 months - Children	101	159	63.5%	56.9%	62.3%	59.8%
% of FP17s for the same patient ID Re-attending between 3 & 9 months - Adults	28	37	75.7%	50.1%	53.3%	52.1%
% of FP17s for Band 1 Urgent Courses	3	172	1.7%	10.0%	9.7%	9.2%
% of FP17s Relating to Free Repair or Replacements	0	172	0.0%	0.5%	0.6%	0.7%
% of FP17s Relating to Continuations	0	172	0.0%	0.7%	0.8%	0.8%
% of Patients satisfied with the dentistry they have received	0	0	N/A	92.0%	93.4%	93.4%
% of Patients satisfied with the time they had to wait for an appointment	0	0	N/A	85.6%	86.8%	87.6%

* This is based on patients treated on this contract for their most recent course of treatment. Figures in italics indicate the base number of FP17s or Patient Questionnaire responses are less than 100. N/A is shown where the base number of responses is less than 10 during the period. % is calculated as Quantity/Base number*100

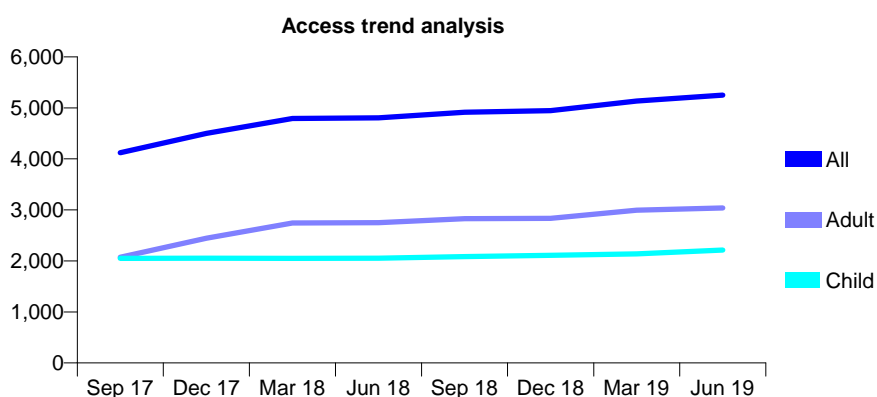
Q67 - Vital Signs At a Glance Contract Report for 317764/0004 - June 2019

Name or company name	Ashley Lupin & Associates Ltd
Contract type name	GDS Contract
Purpose of contract	General
Contract start date	29/03/2010
Contract end date	

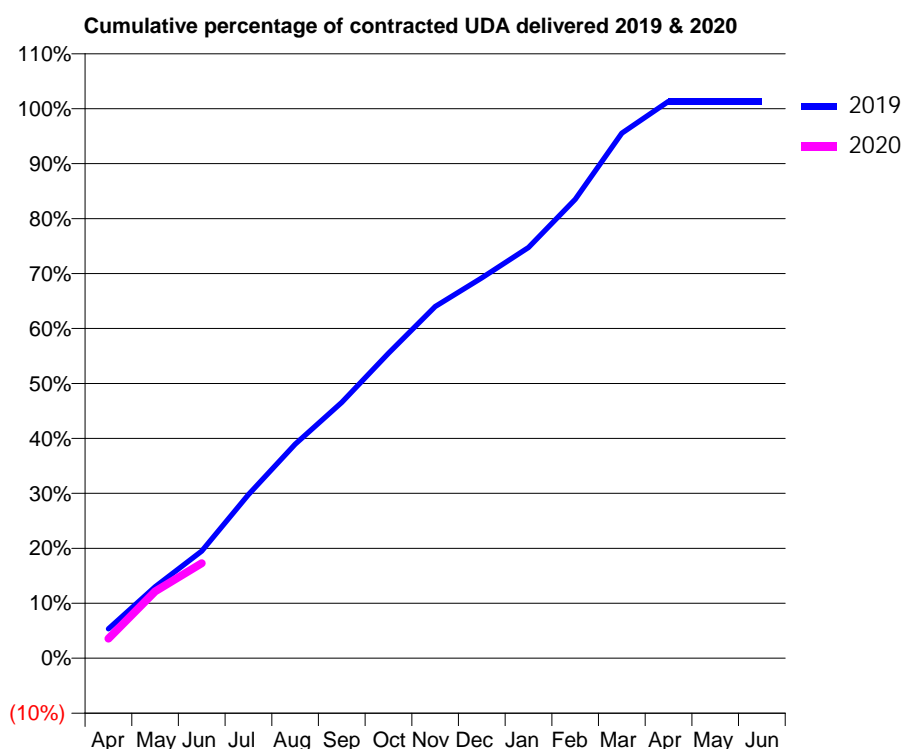
19/20 Contracted general activity (UDA)	16,144
Carry forward general activity (UDA)	0
19/20 Contracted orthodontic activity (UOA)	0
Carry forward orthodontic activity (UOA)	0
Baseline contract value	£413,062.48

ACCESS*

Patients seen in 24 months	Total	Change since previous quarter
Quarter ending June 2018	4,804	
Quarter ending September 2018	4,914	↑
Quarter ending December 2018	4,945	→
Quarter ending March 2019	5,133	↑
Quarter ending June 2019	5,251	↑
Variance since June 2018	9.3%	↑



ACTIVITY



Month	2019	2020
April	863	579
May	2,098	1,964
June	3,149	2,790
July	4,811	
August	6,290	
September	7,518	
October	8,957	
November	10,333	
December	11,174	
January	12,067	
February	13,484	
March	15,423	
April	16,359	
May	16,360	
June	16,360	

QUALITY

	Quantity	Base Number	Contract	AT	Region	England
% of FP17s for the same patient ID Re-attending within 3 months - Children	52	750	6.9%	10.6%	10.6%	11.4%
% of FP17s for the same patient ID Re-attending within 3 months - Adults	117	627	18.7%	16.2%	15.2%	15.4%
% of FP17s for the same patient ID Re-attending between 3 & 9 months - Children	385	750	51.3%	56.9%	62.3%	59.8%
% of FP17s for the same patient ID Re-attending between 3 & 9 months - Adults	233	627	37.2%	50.1%	53.3%	52.1%
% of FP17s for Band 1 Urgent Courses	100	1,040	9.6%	10.0%	9.7%	9.2%
% of FP17s Relating to Free Repair or Replacements	4	1,040	0.4%	0.5%	0.6%	0.7%
% of FP17s Relating to Continuations	1	1,040	0.1%	0.7%	0.8%	0.8%
% of Patients satisfied with the dentistry they have received	5	6	N/A	92.0%	93.4%	93.4%
% of Patients satisfied with the time they had to wait for an appointment	6	6	N/A	85.6%	86.8%	87.6%

* This is based on patients treated on this contract for their most recent course of treatment. Figures in italics indicate the base number of FP17s or Patient Questionnaire responses are less than 100. N/A is shown where the base number of responses is less than 10 during the period. % is calculated as Quantity/Base number*100

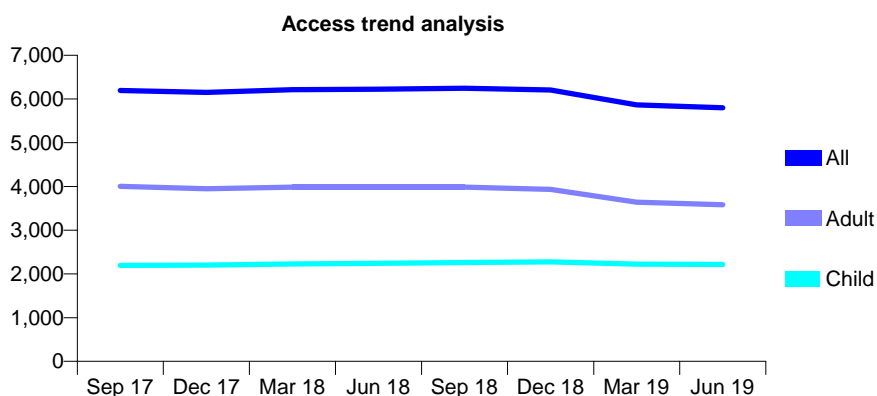
Q67 - Vital Signs At a Glance Contract Report for 318892/0002 - June 2019

Name or company name	MR DP BUSH
Contract type name	GDS Contract
Purpose of contract	General
Contract start date	01/11/2012
Contract end date	

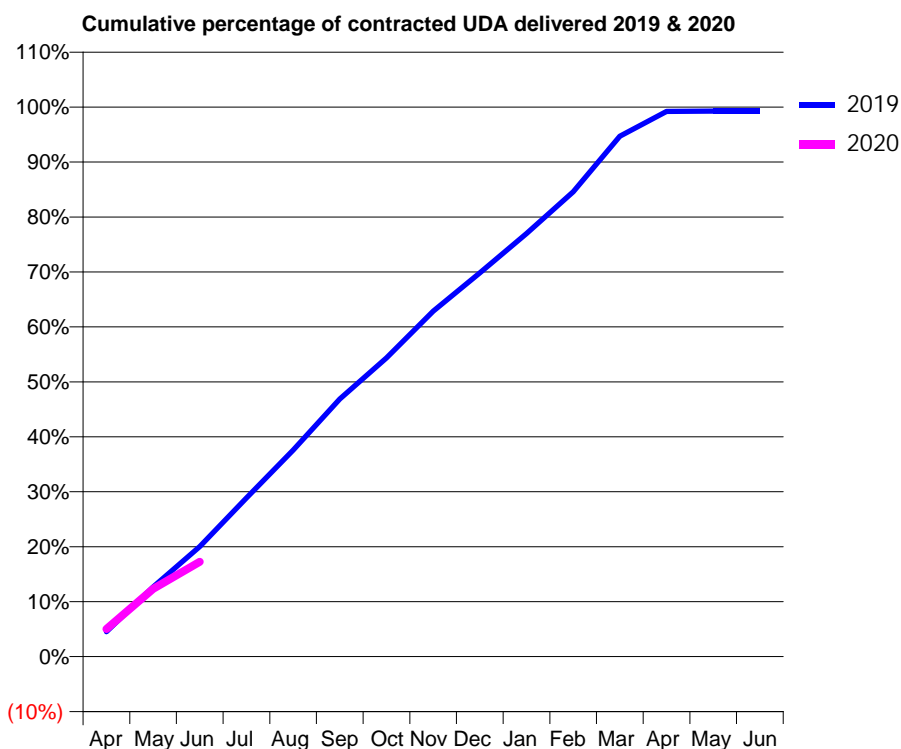
19/20 Contracted general activity (UDA)	14,293
Carry forward general activity (UDA)	0
19/20 Contracted orthodontic activity (UOA)	0
Carry forward orthodontic activity (UOA)	0
Baseline contract value	£361,727.52

ACCESS*

Patients seen in 24 months	Total	Change since previous quarter
Quarter ending June 2018	6,225	
Quarter ending September 2018	6,244	→
Quarter ending December 2018	6,205	→
Quarter ending March 2019	5,866	↓
Quarter ending June 2019	5,800	↓
Variance since June 2018	(6.8%)	↓



ACTIVITY



Month	Adjusted Scheduled Activity (UDA)	
	2019	2020
April	645	720
May	1,812	1,765
June	2,864	2,468
July	4,128	
August	5,369	
September	6,699	
October	7,772	
November	8,984	
December	9,979	
January	11,004	
February	12,091	
March	13,537	
April	14,177	
May	14,189	
June	14,189	

QUALITY

	Quantity	Base Number	Contract	AT	Region	England
% of FP17s for the same patient ID Re-attending within 3 months - Children	49	855	5.7%	10.6%	10.6%	11.4%
% of FP17s for the same patient ID Re-attending within 3 months - Adults	117	1,071	10.9%	16.2%	15.2%	15.4%
% of FP17s for the same patient ID Re-attending between 3 & 9 months - Children	583	855	68.2%	56.9%	62.3%	59.8%
% of FP17s for the same patient ID Re-attending between 3 & 9 months - Adults	615	1,071	57.4%	50.1%	53.3%	52.1%
% of FP17s for Band 1 Urgent Courses	83	1,604	5.2%	10.0%	9.7%	9.2%
% of FP17s Relating to Free Repair or Replacements	6	1,604	0.4%	0.5%	0.6%	0.7%
% of FP17s Relating to Continuations	3	1,604	0.2%	0.7%	0.8%	0.8%
% of Patients satisfied with the dentistry they have received	1	1	N/A	92.0%	93.4%	93.4%
% of Patients satisfied with the time they had to wait for an appointment	1	1	N/A	85.6%	86.8%	87.6%

* This is based on patients treated on this contract for their most recent course of treatment. Figures in italics indicate the base number of FP17s or Patient Questionnaire responses are less than 100. N/A is shown where the base number of responses is less than 10 during the period. % is calculated as Quantity/Base number*100

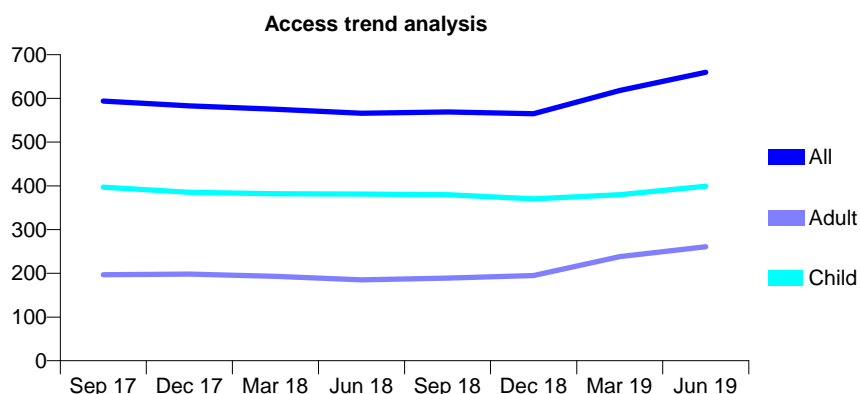
Q67 - Vital Signs At a Glance Contract Report for 319406/0001 - June 2019

Name or company name	Kreate Dental
Contract type name	GDS Contract
Purpose of contract	General
Contract start date	01/04/2006
Contract end date	

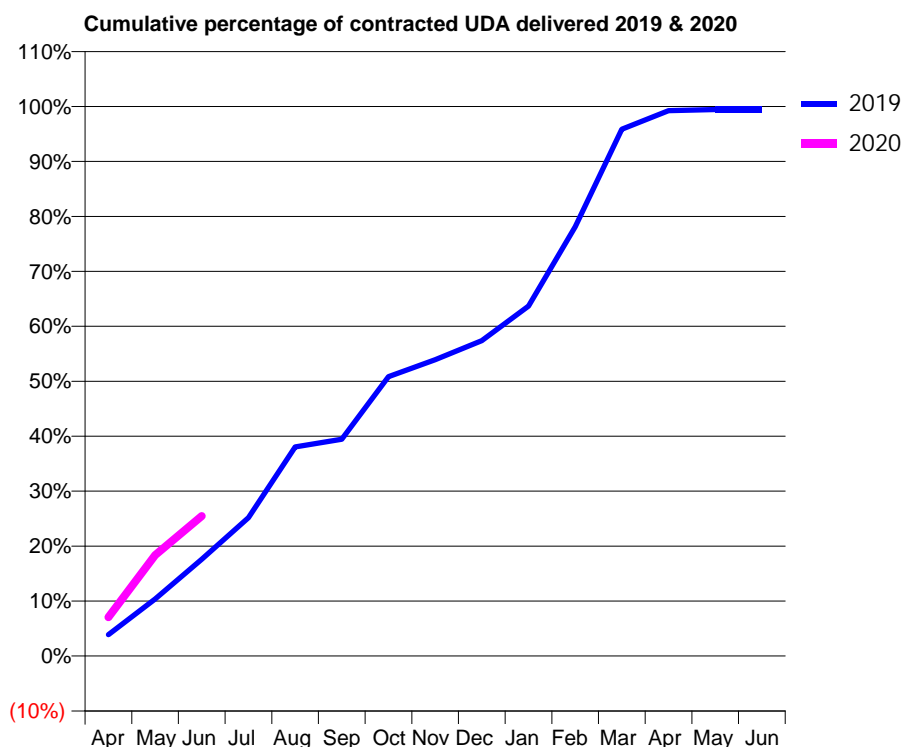
19/20 Contracted general activity (UDA)	1,400
Carry forward general activity (UDA)	0
19/20 Contracted orthodontic activity (UOA)	0
Carry forward orthodontic activity (UOA)	0
Baseline contract value	£35,431.23

ACCESS*

Patients seen in 24 months	Total	Change since previous quarter
Quarter ending June 2018	566	
Quarter ending September 2018	569	→
Quarter ending December 2018	565	→
Quarter ending March 2019	618	↑
Quarter ending June 2019	660	↑
Variance since June 2018	16.6%	↑



ACTIVITY



Month	Adjusted Scheduled Activity (UDA)	
	2019	2020
April	54	99
May	146	257
June	247	356
July	353	
August	532	
September	552	
October	712	
November	755	
December	803	
January	892	
February	1,094	
March	1,342	
April	1,389	
May	1,392	
June	1,392	

QUALITY

	Quantity	Base Number	Contract	AT	Region	England
% of FP17s for the same patient ID Re-attending within 3 months - Children	10	132	7.6%	10.6%	10.6%	11.4%
% of FP17s for the same patient ID Re-attending within 3 months - Adults	11	82	13.4%	16.2%	15.2%	15.4%
% of FP17s for the same patient ID Re-attending between 3 & 9 months - Children	64	132	48.5%	56.9%	62.3%	59.8%
% of FP17s for the same patient ID Re-attending between 3 & 9 months - Adults	21	82	25.6%	50.1%	53.3%	52.1%
% of FP17s for Band 1 Urgent Courses	7	189	3.7%	10.0%	9.7%	9.2%
% of FP17s Relating to Free Repair or Replacements	1	189	0.5%	0.5%	0.6%	0.7%
% of FP17s Relating to Continuations	0	189	0.0%	0.7%	0.8%	0.8%
% of Patients satisfied with the dentistry they have received	0	0	N/A	92.0%	93.4%	93.4%
% of Patients satisfied with the time they had to wait for an appointment	0	0	N/A	85.6%	86.8%	87.6%

* This is based on patients treated on this contract for their most recent course of treatment. Figures in italics indicate the base number of FP17s or Patient Questionnaire responses are less than 100. N/A is shown where the base number of responses is less than 10 during the period. % is calculated as Quantity/Base number*100

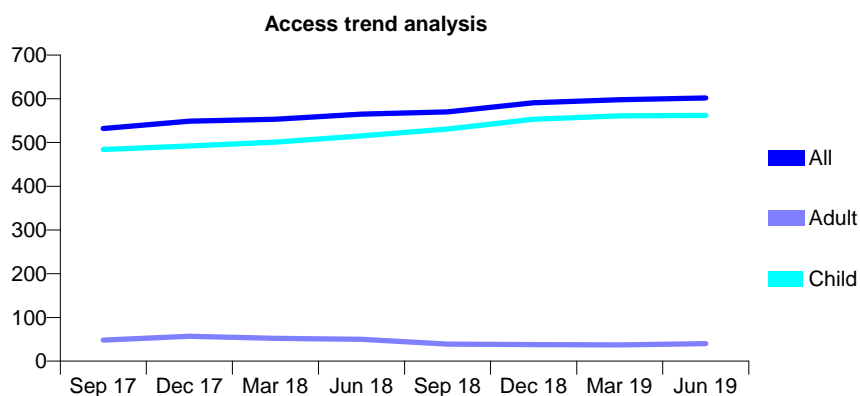
Q67 - Vital Signs At a Glance Contract Report for 319821/0001 - June 2019

Name or company name	MR PJ DENING & MRS J DENING
Contract type name	GDS Contract
Purpose of contract	General
Contract start date	01/04/2006
Contract end date	

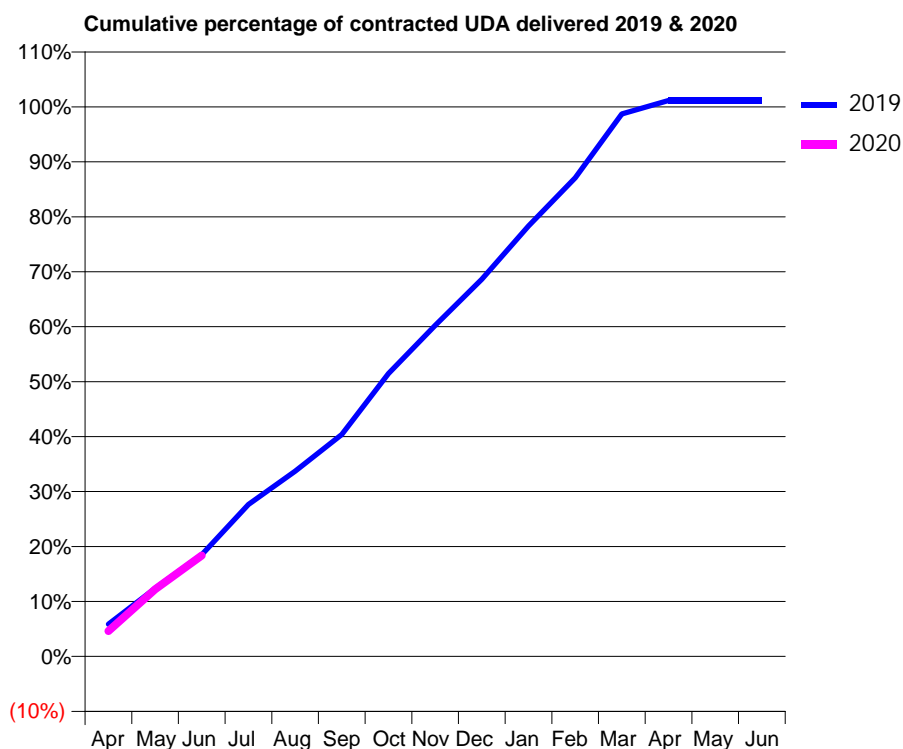
19/20 Contracted general activity (UDA)	1,042
Carry forward general activity (UDA)	0
19/20 Contracted orthodontic activity (UOA)	0
Carry forward orthodontic activity (UOA)	0
Baseline contract value	£23,966.59

ACCESS*

Patients seen in 24 months	Total	Change since previous quarter
Quarter ending June 2018	565	
Quarter ending September 2018	570	→
Quarter ending December 2018	591	↑
Quarter ending March 2019	598	→
Quarter ending June 2019	602	→
Variance since June 2018	6.5%	↑



ACTIVITY



Month	Adjusted Scheduled Activity (UDA)	
	2019	2020
April	61	48
May	129	127
June	193	191
July	288	
August	351	
September	421	
October	536	
November	628	
December	715	
January	816	
February	907	
March	1,029	
April	1,054	
May	1,054	
June	1,054	

QUALITY

	Quantity	Base Number	Contract	AT	Region	England
% of FP17s for the same patient ID Re-attending within 3 months - Children	11	186	5.9%	10.6%	10.6%	11.4%
% of FP17s for the same patient ID Re-attending within 3 months - Adults	0	0	N/A	16.2%	15.2%	15.4%
% of FP17s for the same patient ID Re-attending between 3 & 9 months - Children	137	186	73.7%	56.9%	62.3%	59.8%
% of FP17s for the same patient ID Re-attending between 3 & 9 months - Adults	0	0	N/A	50.1%	53.3%	52.1%
% of FP17s for Band 1 Urgent Courses	2	163	1.2%	10.0%	9.7%	9.2%
% of FP17s Relating to Free Repair or Replacements	0	163	0.0%	0.5%	0.6%	0.7%
% of FP17s Relating to Continuations	0	163	0.0%	0.7%	0.8%	0.8%
% of Patients satisfied with the dentistry they have received	0	0	N/A	92.0%	93.4%	93.4%
% of Patients satisfied with the time they had to wait for an appointment	0	0	N/A	85.6%	86.8%	87.6%

* This is based on patients treated on this contract for their most recent course of treatment. Figures in italics indicate the base number of FP17s or Patient Questionnaire responses are less than 100. N/A is shown where the base number of responses is less than 10 during the period. % is calculated as Quantity/Base number*100

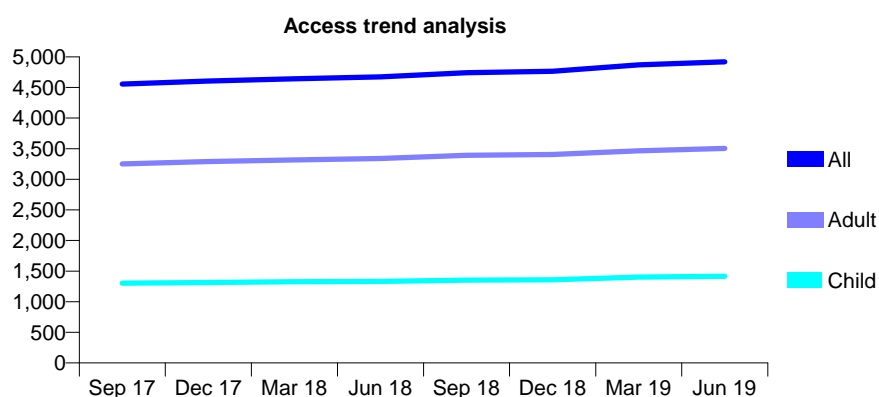
Q67 - Vital Signs At a Glance Contract Report for 320625/0001 - June 2019

Name or company name	Lenham Dental Surgery
Contract type name	GDS Contract
Purpose of contract	General
Contract start date	01/04/2006
Contract end date	

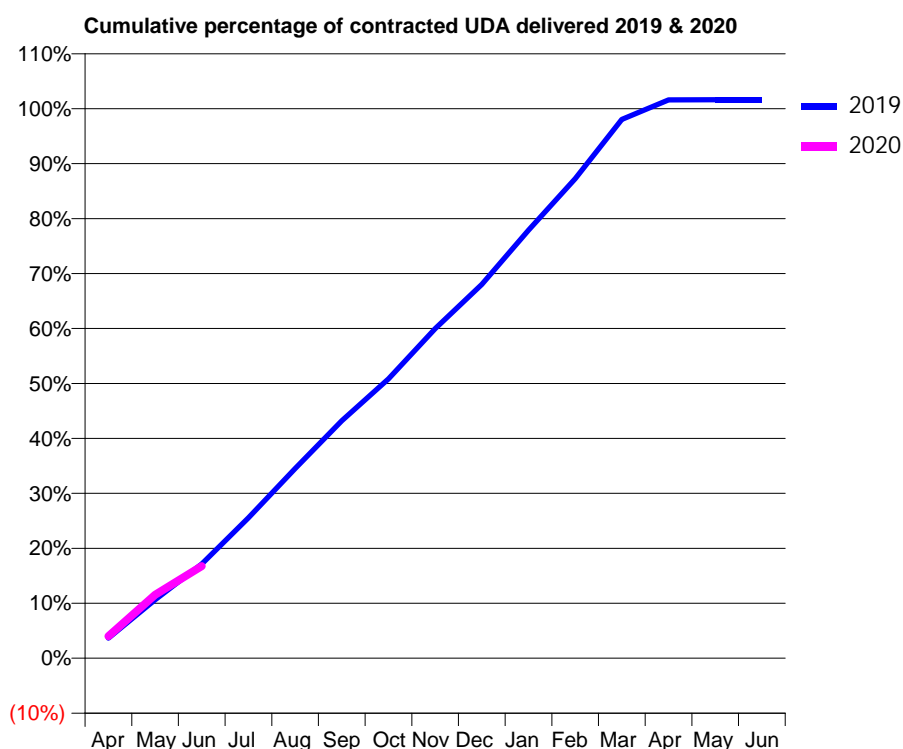
19/20 Contracted general activity (UDA)	16,902
Carry forward general activity (UDA)	0
19/20 Contracted orthodontic activity (UOA)	0
Carry forward orthodontic activity (UOA)	0
Baseline contract value	£427,756.10

ACCESS*

Patients seen in 24 months	Total	Change since previous quarter
Quarter ending June 2018	4,673	
Quarter ending September 2018	4,742	→
Quarter ending December 2018	4,766	→
Quarter ending March 2019	4,869	↑
Quarter ending June 2019	4,919	→
Variance since June 2018	5.3%	↑



ACTIVITY



Adjusted Scheduled Activity (UDA)		
Month	2019	2020
April	616	679
May	1,800	1,951
June	2,896	2,832
July	4,322	
August	5,834	
September	7,303	
October	8,592	
November	10,137	
December	11,496	
January	13,164	
February	14,751	
March	16,566	
April	17,173	
May	17,174	
June	17,174	

QUALITY

	Quantity	Base Number	Contract	AT	Region	England
% of FP17s for the same patient ID Re-attending within 3 months - Children	31	549	5.6%	10.6%	10.6%	11.4%
% of FP17s for the same patient ID Re-attending within 3 months - Adults	177	1,245	14.2%	16.2%	15.2%	15.4%
% of FP17s for the same patient ID Re-attending between 3 & 9 months - Children	363	549	66.1%	56.9%	62.3%	59.8%
% of FP17s for the same patient ID Re-attending between 3 & 9 months - Adults	786	1,245	63.1%	50.1%	53.3%	52.1%
% of FP17s for Band 1 Urgent Courses	226	1,525	14.8%	10.0%	9.7%	9.2%
% of FP17s Relating to Free Repair or Replacements	26	1,525	1.7%	0.5%	0.6%	0.7%
% of FP17s Relating to Continuations	1	1,525	0.1%	0.7%	0.8%	0.8%
% of Patients satisfied with the dentistry they have received	8	9	N/A	92.0%	93.4%	93.4%
% of Patients satisfied with the time they had to wait for an appointment	9	9	N/A	85.6%	86.8%	87.6%

* This is based on patients treated on this contract for their most recent course of treatment.

Figures in italics indicate the base number of FP17s or Patient Questionnaire responses are less than 100. N/A is shown where the base number of responses is less than 10 during the period. % is calculated as Quantity/Base number*100

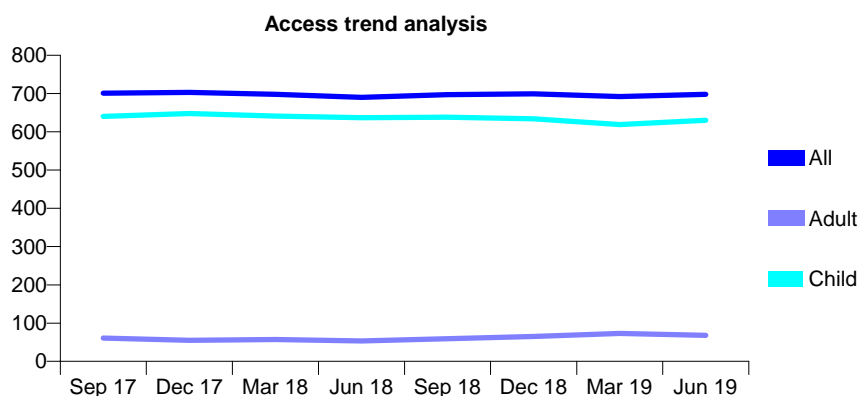
Q67 - Vital Signs At a Glance Contract Report for 330493/0001 - June 2019

Name or company name	MR CF GUNTER
Contract type name	GDS Contract
Purpose of contract	General
Contract start date	01/04/2006
Contract end date	

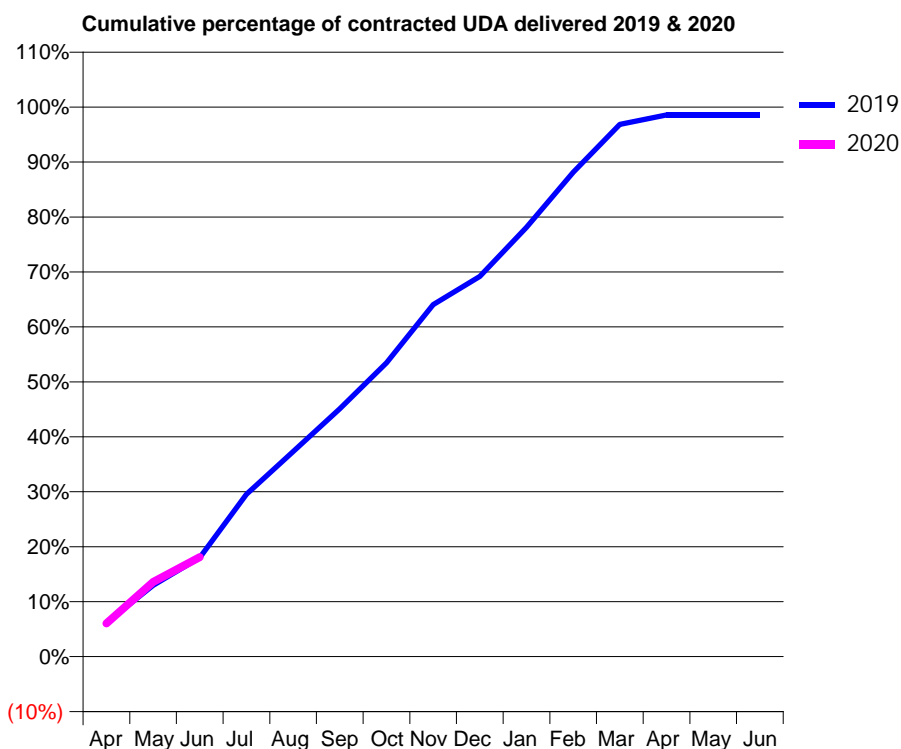
19/20 Contracted general activity (UDA)	1,171
Carry forward general activity (UDA)	0
19/20 Contracted orthodontic activity (UOA)	0
Carry forward orthodontic activity (UOA)	0
Baseline contract value	£29,635.70

ACCESS*

Patients seen in 24 months	Total	Change since previous quarter
Quarter ending June 2018	690	
Quarter ending September 2018	697	→
Quarter ending December 2018	699	→
Quarter ending March 2019	692	↓
Quarter ending June 2019	698	→
Variance since June 2018	1.2%	→



ACTIVITY



Month	Adjusted Scheduled Activity (UDA)	
	2019	2020
April	72	71
May	152	159
June	211	212
July	346	
August	437	
September	528	
October	626	
November	750	
December	810	
January	915	
February	1,032	
March	1,134	
April	1,154	
May	1,154	
June	1,154	

QUALITY

	Quantity	Base Number	Contract	AT	Region	England
% of FP17s for the same patient ID Re-attending within 3 months - Children	2	201	1.0%	10.6%	10.6%	11.4%
% of FP17s for the same patient ID Re-attending within 3 months - Adults	0	0	N/A	16.2%	15.2%	15.4%
% of FP17s for the same patient ID Re-attending between 3 & 9 months - Children	121	201	60.2%	56.9%	62.3%	59.8%
% of FP17s for the same patient ID Re-attending between 3 & 9 months - Adults	0	0	N/A	50.1%	53.3%	52.1%
% of FP17s for Band 1 Urgent Courses	0	183	0.0%	10.0%	9.7%	9.2%
% of FP17s Relating to Free Repair or Replacements	0	183	0.0%	0.5%	0.6%	0.7%
% of FP17s Relating to Continuations	0	183	0.0%	0.7%	0.8%	0.8%
% of Patients satisfied with the dentistry they have received	0	0	N/A	92.0%	93.4%	93.4%
% of Patients satisfied with the time they had to wait for an appointment	0	0	N/A	85.6%	86.8%	87.6%

* This is based on patients treated on this contract for their most recent course of treatment. Figures in italics indicate the base number of FP17s or Patient Questionnaire responses are less than 100. N/A is shown where the base number of responses is less than 10 during the period. % is calculated as Quantity/Base number*100

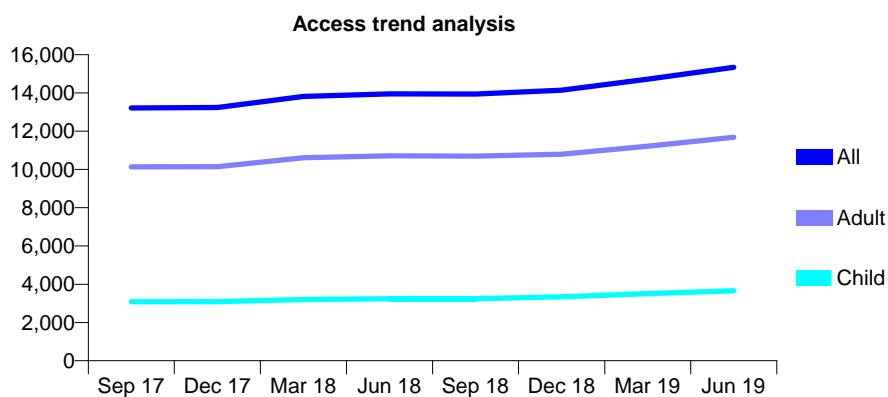
Q67 - Vital Signs At a Glance Contract Report for 330736/0018 - June 2019

Name or company name	MR N PATEL
Contract type name	GDS Contract
Purpose of contract	General and Orthodontic
Contract start date	01/01/2015
Contract end date	

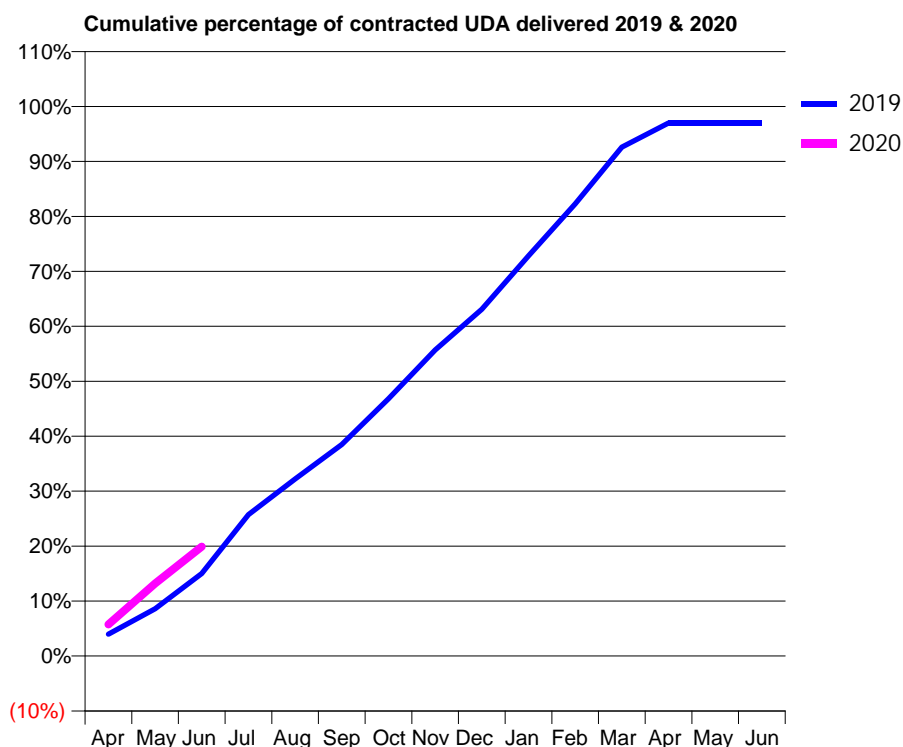
19/20 Contracted general activity (UDA)	38,100
Carry forward general activity (UDA)	0
19/20 Contracted orthodontic activity (UOA)	1,275
Carry forward orthodontic activity (UOA)	0
Baseline contract value	£1,021,219.32

ACCESS*

Patients seen in 24 months	Total	Change since previous quarter
Quarter ending June 2018	13,951	
Quarter ending September 2018	13,943	→
Quarter ending December 2018	14,143	→
Quarter ending March 2019	14,723	↑
Quarter ending June 2019	15,338	↑
Variance since June 2018	9.9%	↑



ACTIVITY



Month	Adjusted Scheduled Activity (UDA)	
	2019	2020
April	1,512	2,193
May	3,279	5,031
June	5,721	7,584
July	9,810	
August	12,272	
September	14,663	
October	17,837	
November	21,223	
December	24,044	
January	27,740	
February	31,348	
March	35,275	
April	36,954	
May	36,954	
June	36,954	

QUALITY

	Quantity	Base Number	Contract	AT	Region	England
% of FP17s for the same patient ID Re-attending within 3 months - Children	110	1,486	7.4%	10.6%	10.6%	11.4%
% of FP17s for the same patient ID Re-attending within 3 months - Adults	472	4,180	11.3%	16.2%	15.2%	15.4%
% of FP17s for the same patient ID Re-attending between 3 & 9 months - Children	879	1,486	59.2%	56.9%	62.3%	59.8%
% of FP17s for the same patient ID Re-attending between 3 & 9 months - Adults	2,479	4,180	59.3%	50.1%	53.3%	52.1%
% of FP17s for Band 1 Urgent Courses	412	4,532	9.1%	10.0%	9.7%	9.2%
% of FP17s Relating to Free Repair or Replacements	14	4,532	0.3%	0.5%	0.6%	0.7%
% of FP17s Relating to Continuations	10	4,532	0.2%	0.7%	0.8%	0.8%
% of Patients satisfied with the dentistry they have received	4	5	N/A	92.0%	93.4%	93.4%
% of Patients satisfied with the time they had to wait for an appointment	5	5	N/A	85.6%	86.8%	87.6%

* This is based on patients treated on this contract for their most recent course of treatment. Figures in italics indicate the base number of FP17s or Patient Questionnaire responses are less than 100. N/A is shown where the base number of responses is less than 10 during the period. % is calculated as Quantity/Base number*100

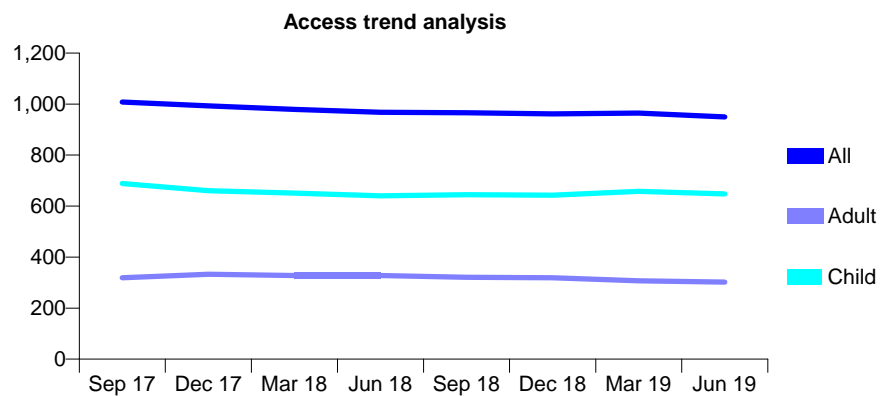
Q67 - Vital Signs At a Glance Contract Report for 331538/0001 - June 2019

Name or company name	MR SJ PATIENT
Contract type name	GDS Contract
Purpose of contract	General
Contract start date	01/04/2006
Contract end date	

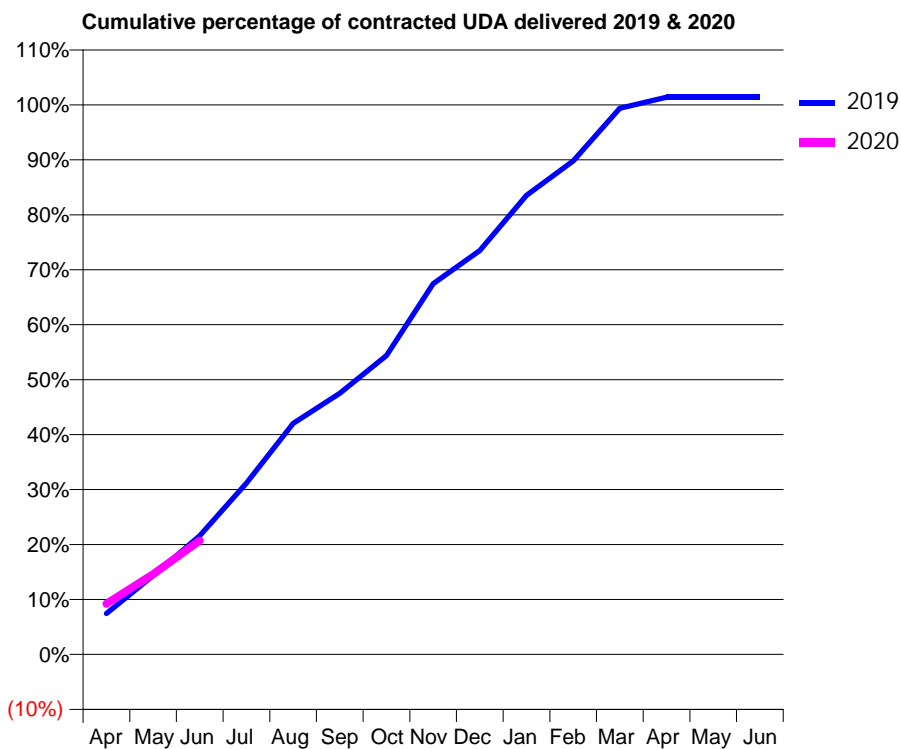
19/20 Contracted general activity (UDA)	1,842
Carry forward general activity (UDA)	0
19/20 Contracted orthodontic activity (UOA)	0
Carry forward orthodontic activity (UOA)	0
Baseline contract value	£47,994.20

ACCESS*

Patients seen in 24 months	Total	Change since previous quarter
Quarter ending June 2018	968	
Quarter ending September 2018	966	→
Quarter ending December 2018	962	→
Quarter ending March 2019	965	→
Quarter ending June 2019	950	↓
Variance since June 2018	(1.9%)	↓



ACTIVITY



Month	2019	2020
April	137	170
May	265	269
June	398	381
July	574	
August	774	
September	875	
October	1,002	
November	1,242	
December	1,354	
January	1,539	
February	1,654	
March	1,831	
April	1,867	
May	1,867	
June	1,867	

QUALITY

	Quantity	Base Number	Contract	AT	Region	England
% of FP17s for the same patient ID Re-attending within 3 months - Children	7	232	3.0%	10.6%	10.6%	11.4%
% of FP17s for the same patient ID Re-attending within 3 months - Adults	1	48	2.1%	16.2%	15.2%	15.4%
% of FP17s for the same patient ID Re-attending between 3 & 9 months - Children	145	232	62.5%	56.9%	62.3%	59.8%
% of FP17s for the same patient ID Re-attending between 3 & 9 months - Adults	26	48	54.2%	50.1%	53.3%	52.1%
% of FP17s for Band 1 Urgent Courses	7	256	2.7%	10.0%	9.7%	9.2%
% of FP17s Relating to Free Repair or Replacements	0	256	0.0%	0.5%	0.6%	0.7%
% of FP17s Relating to Continuations	0	256	0.0%	0.7%	0.8%	0.8%
% of Patients satisfied with the dentistry they have received	0	0	N/A	92.0%	93.4%	93.4%
% of Patients satisfied with the time they had to wait for an appointment	0	0	N/A	85.6%	86.8%	87.6%

* This is based on patients treated on this contract for their most recent course of treatment. Figures in italics indicate the base number of FP17s or Patient Questionnaire responses are less than 100. N/A is shown where the base number of responses is less than 10 during the period. % is calculated as Quantity/Base number*100

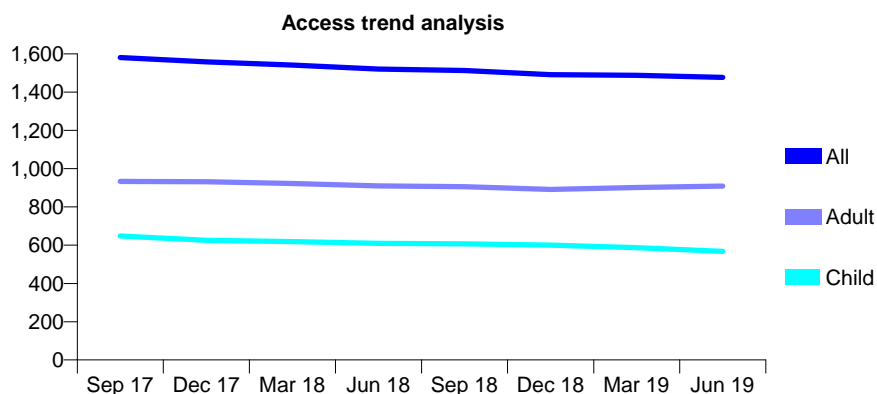
Q67 - Vital Signs At a Glance Contract Report for 332623/0001 - June 2019

Name or company name	MR RE BANKS
Contract type name	GDS Contract
Purpose of contract	General
Contract start date	01/04/2006
Contract end date	

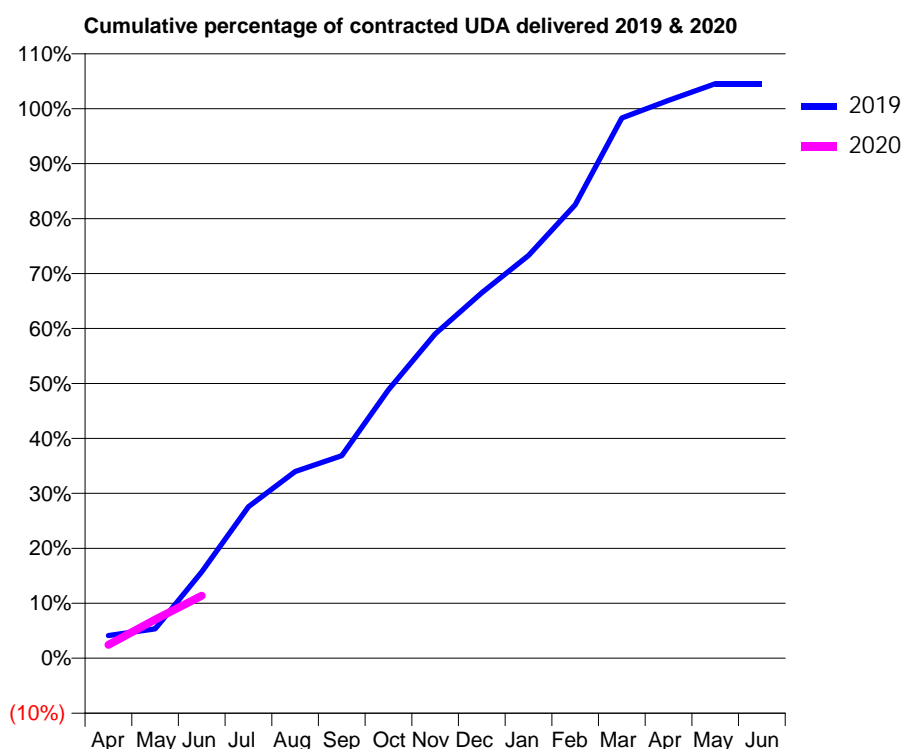
19/20 Contracted general activity (UDA)	3,680
Carry forward general activity (UDA)	0
19/20 Contracted orthodontic activity (UOA)	0
Carry forward orthodontic activity (UOA)	0
Baseline contract value	£92,314.76

ACCESS*

Patients seen in 24 months	Total	Change since previous quarter
Quarter ending June 2018	1,520	
Quarter ending September 2018	1,513	→
Quarter ending December 2018	1,491	↓
Quarter ending March 2019	1,488	→
Quarter ending June 2019	1,477	→
Variance since June 2018	(2.8%)	↓



ACTIVITY



Month	2019	2020
April	153	90
May	197	260
June	578	418
July	1,015	
August	1,249	
September	1,356	
October	1,798	
November	2,172	
December	2,447	
January	2,698	
February	3,037	
March	3,617	
April	3,735	
May	3,847	
June	3,847	

QUALITY

	Quantity	Base Number	Contract	AT	Region	England
% of FP17s for the same patient ID Re-attending within 3 months - Children	9	140	6.4%	10.6%	10.6%	11.4%
% of FP17s for the same patient ID Re-attending within 3 months - Adults	23	224	10.3%	16.2%	15.2%	15.4%
% of FP17s for the same patient ID Re-attending between 3 & 9 months - Children	92	140	65.7%	56.9%	62.3%	59.8%
% of FP17s for the same patient ID Re-attending between 3 & 9 months - Adults	138	224	61.6%	50.1%	53.3%	52.1%
% of FP17s for Band 1 Urgent Courses	17	272	6.3%	10.0%	9.7%	9.2%
% of FP17s Relating to Free Repair or Replacements	0	272	0.0%	0.5%	0.6%	0.7%
% of FP17s Relating to Continuations	1	272	0.4%	0.7%	0.8%	0.8%
% of Patients satisfied with the dentistry they have received	1	1	N/A	92.0%	93.4%	93.4%
% of Patients satisfied with the time they had to wait for an appointment	1	1	N/A	85.6%	86.8%	87.6%

* This is based on patients treated on this contract for their most recent course of treatment.

Figures in italics indicate the base number of FP17s or Patient Questionnaire responses are less than 100. N/A is shown where the base number of responses is less than 10 during the period. % is calculated as Quantity/Base number*100

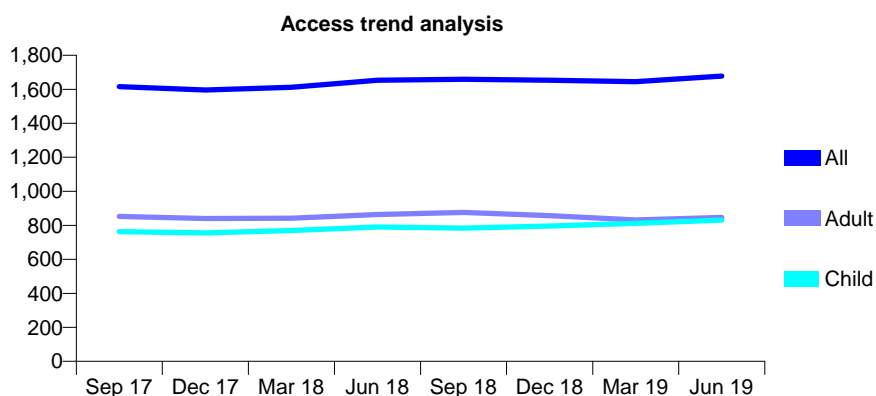
Q67 - Vital Signs At a Glance Contract Report for 333751/0001 - June 2019

Name or company name	MR J MEAKIN
Contract type name	GDS Contract
Purpose of contract	General
Contract start date	01/04/2006
Contract end date	

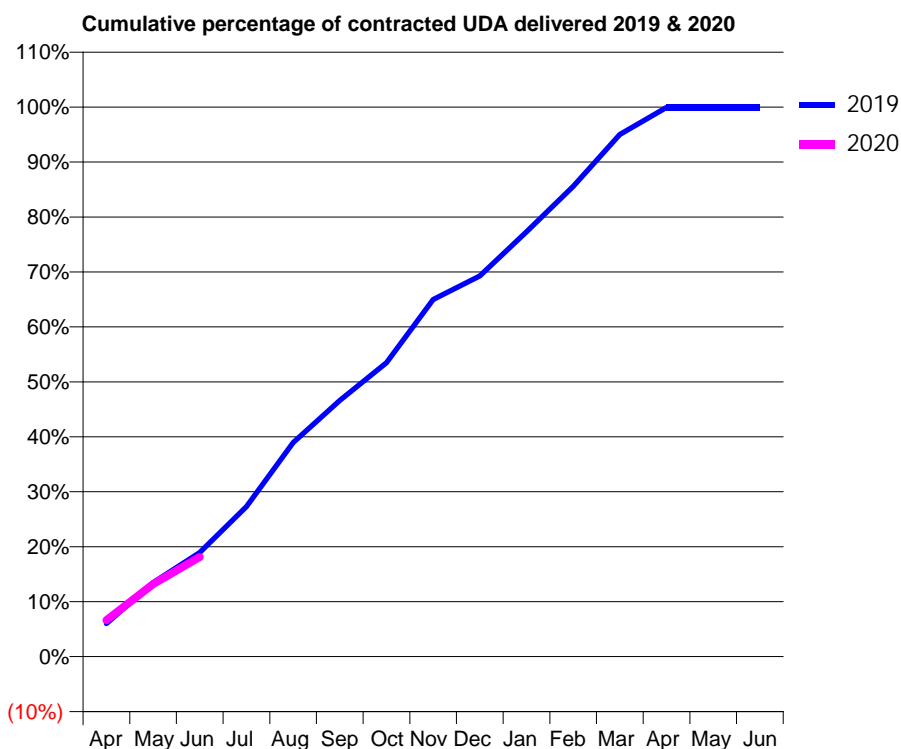
19/20 Contracted general activity (UDA)	2,211
Carry forward general activity (UDA)	0
19/20 Contracted orthodontic activity (UOA)	0
Carry forward orthodontic activity (UOA)	0
Baseline contract value	£50,864.67

ACCESS*

Patients seen in 24 months	Total	Change since previous quarter
Quarter ending June 2018	1,653	
Quarter ending September 2018	1,659	→
Quarter ending December 2018	1,653	→
Quarter ending March 2019	1,644	→
Quarter ending June 2019	1,677	↑
Variance since June 2018	1.5%	→



ACTIVITY



Month	Adjusted Scheduled Activity (UDA)	
	2019	2020
April	133	147
May	298	292
June	419	401
July	604	
August	861	
September	1,030	
October	1,183	
November	1,437	
December	1,531	
January	1,709	
February	1,892	
March	2,101	
April	2,210	
May	2,210	
June	2,210	

QUALITY

	Quantity	Base Number	Contract	AT	Region	England
% of FP17s for the same patient ID Re-attending within 3 months - Children	14	313	4.5%	10.6%	10.6%	11.4%
% of FP17s for the same patient ID Re-attending within 3 months - Adults	32	213	15.0%	16.2%	15.2%	15.4%
% of FP17s for the same patient ID Re-attending between 3 & 9 months - Children	205	313	65.5%	56.9%	62.3%	59.8%
% of FP17s for the same patient ID Re-attending between 3 & 9 months - Adults	94	213	44.1%	50.1%	53.3%	52.1%
% of FP17s for Band 1 Urgent Courses	0	318	0.0%	10.0%	9.7%	9.2%
% of FP17s Relating to Free Repair or Replacements	0	318	0.0%	0.5%	0.6%	0.7%
% of FP17s Relating to Continuations	1	318	0.3%	0.7%	0.8%	0.8%
% of Patients satisfied with the dentistry they have received	1	1	N/A	92.0%	93.4%	93.4%
% of Patients satisfied with the time they had to wait for an appointment	0	1	N/A	85.6%	86.8%	87.6%

* This is based on patients treated on this contract for their most recent course of treatment. Figures in italics indicate the base number of FP17s or Patient Questionnaire responses are less than 100. N/A is shown where the base number of responses is less than 10 during the period. % is calculated as Quantity/Base number*100

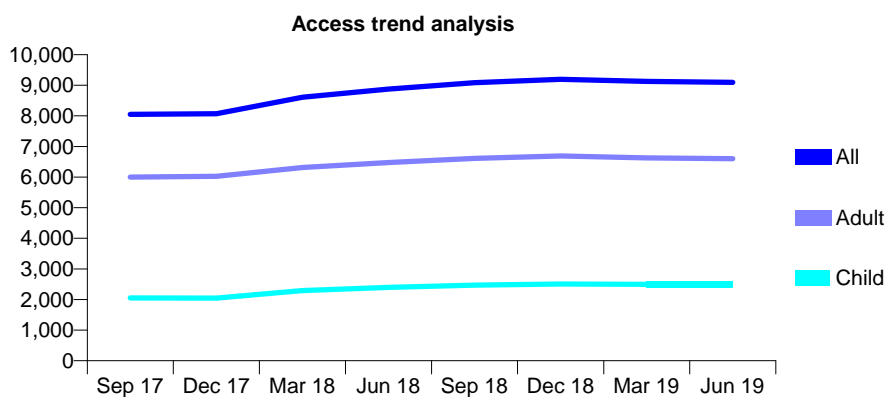
Q67 - Vital Signs At a Glance Contract Report for 339296/0001 - June 2019

Name or company name	Dr Anish Patel
Contract type name	GDS Contract
Purpose of contract	General
Contract start date	01/04/2006
Contract end date	

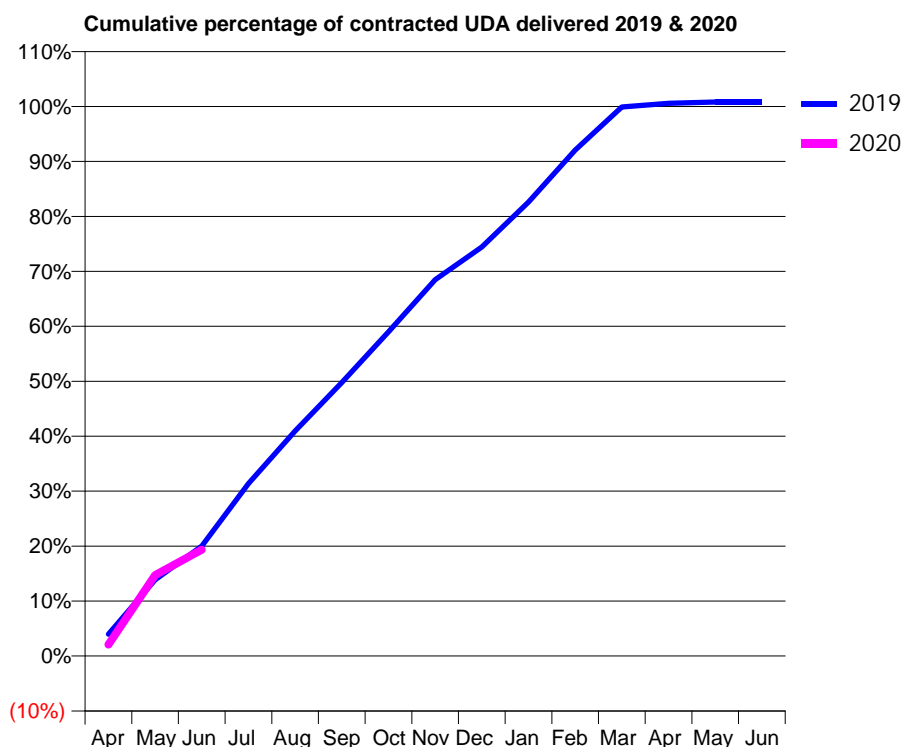
19/20 Contracted general activity (UDA)	24,152
Carry forward general activity (UDA)	0
19/20 Contracted orthodontic activity (UOA)	0
Carry forward orthodontic activity (UOA)	0
Baseline contract value	£581,275.67

ACCESS*

Patients seen in 24 months	Total	Change since previous quarter
Quarter ending June 2018	8,877	
Quarter ending September 2018	9,084	↑
Quarter ending December 2018	9,197	→
Quarter ending March 2019	9,125	→
Quarter ending June 2019	9,095	→
Variance since June 2018	2.5%	↑



ACTIVITY



Month	Adjusted Scheduled Activity (UDA)	
	2019	2020
April	966	501
May	3,351	3,553
June	4,828	4,672
July	7,581	
August	9,888	
September	12,021	
October	14,246	
November	16,543	
December	17,975	
January	19,952	
February	22,231	
March	24,126	
April	24,288	
May	24,349	
June	24,349	

QUALITY

	Quantity	Base Number	Contract	AT	Region	England
% of FP17s for the same patient ID Re-attending within 3 months - Children	34	769	4.4%	10.6%	10.6%	11.4%
% of FP17s for the same patient ID Re-attending within 3 months - Adults	243	2,026	12.0%	16.2%	15.2%	15.4%
% of FP17s for the same patient ID Re-attending between 3 & 9 months - Children	544	769	70.7%	56.9%	62.3%	59.8%
% of FP17s for the same patient ID Re-attending between 3 & 9 months - Adults	1,334	2,026	65.8%	50.1%	53.3%	52.1%
% of FP17s for Band 1 Urgent Courses	270	2,649	10.2%	10.0%	9.7%	9.2%
% of FP17s Relating to Free Repair or Replacements	12	2,649	0.5%	0.5%	0.6%	0.7%
% of FP17s Relating to Continuations	3	2,649	0.1%	0.7%	0.8%	0.8%
% of Patients satisfied with the dentistry they have received	10	11	90.9%	92.0%	93.4%	93.4%
% of Patients satisfied with the time they had to wait for an appointment	6	11	54.5%	85.6%	86.8%	87.6%

* This is based on patients treated on this contract for their most recent course of treatment. Figures in italics indicate the base number of FP17s or Patient Questionnaire responses are less than 100. N/A is shown where the base number of responses is less than 10 during the period. % is calculated as Quantity/Base number*100

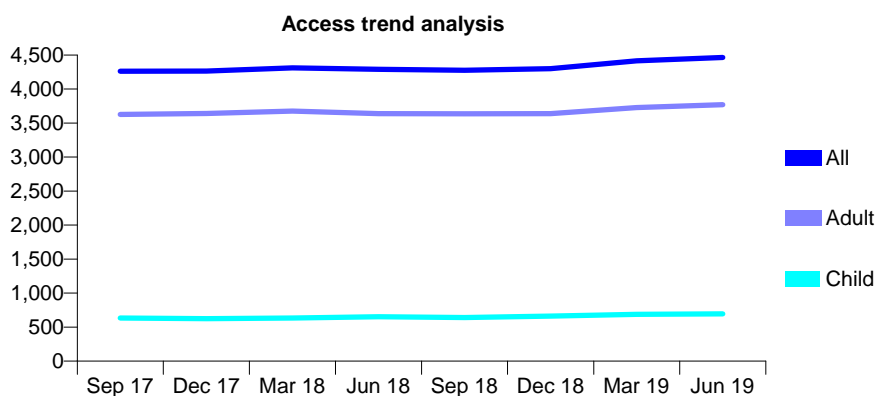
Q67 - Vital Signs At a Glance Contract Report for 340782/0001 - June 2019

Name or company name	MRS F HAGHI
Contract type name	GDS Contract
Purpose of contract	General
Contract start date	01/04/2006
Contract end date	

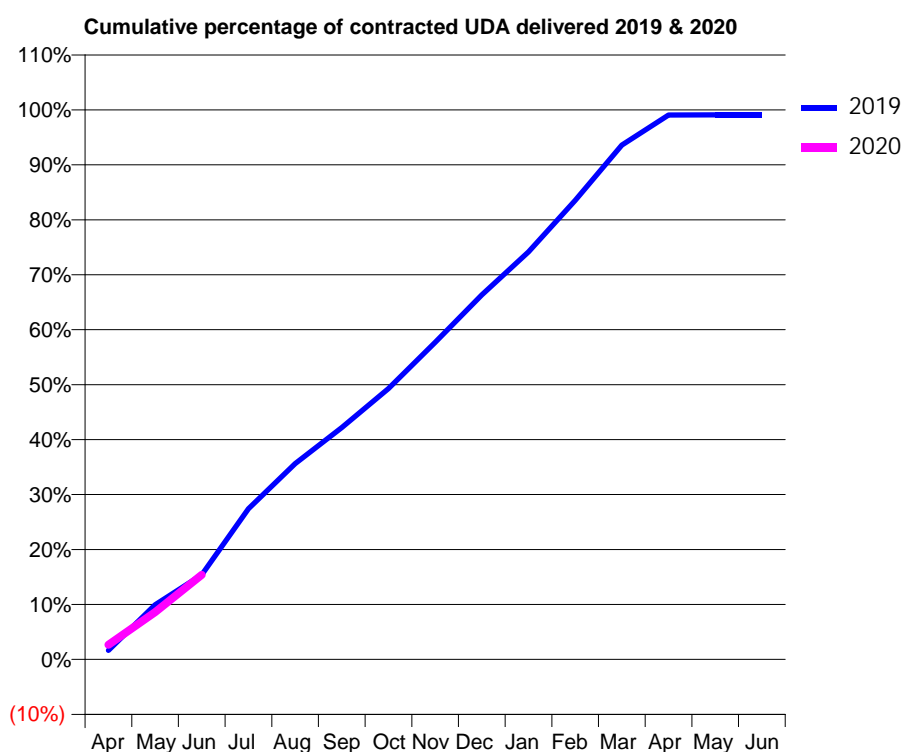
19/20 Contracted general activity (UDA)	12,763
Carry forward general activity (UDA)	0
19/20 Contracted orthodontic activity (UOA)	0
Carry forward orthodontic activity (UOA)	0
Baseline contract value	£293,617.75

ACCESS*

Patients seen in 24 months	Total	Change since previous quarter
Quarter ending June 2018	4,291	
Quarter ending September 2018	4,277	→
Quarter ending December 2018	4,300	→
Quarter ending March 2019	4,415	↑
Quarter ending June 2019	4,465	→
Variance since June 2018	4.1%	↑



ACTIVITY



Month	2019	2020
April	213	340
May	1,271	1,098
June	1,966	1,965
July	3,499	
August	4,547	
September	5,385	
October	6,293	
November	7,366	
December	8,467	
January	9,465	
February	10,661	
March	11,945	
April	12,644	
May	12,646	
June	12,647	

QUALITY

	Quantity	Base Number	Contract	AT	Region	England
% of FP17s for the same patient ID Re-attending within 3 months - Children	14	236	5.9%	10.6%	10.6%	11.4%
% of FP17s for the same patient ID Re-attending within 3 months - Adults	193	1,420	13.6%	16.2%	15.2%	15.4%
% of FP17s for the same patient ID Re-attending between 3 & 9 months - Children	160	236	67.8%	56.9%	62.3%	59.8%
% of FP17s for the same patient ID Re-attending between 3 & 9 months - Adults	1,009	1,420	71.1%	50.1%	53.3%	52.1%
% of FP17s for Band 1 Urgent Courses	76	1,277	6.0%	10.0%	9.7%	9.2%
% of FP17s Relating to Free Repair or Replacements	13	1,277	1.0%	0.5%	0.6%	0.7%
% of FP17s Relating to Continuations	13	1,277	1.0%	0.7%	0.8%	0.8%
% of Patients satisfied with the dentistry they have received	4	4	N/A	92.0%	93.4%	93.4%
% of Patients satisfied with the time they had to wait for an appointment	4	4	N/A	85.6%	86.8%	87.6%

* This is based on patients treated on this contract for their most recent course of treatment. Figures in italics indicate the base number of FP17s or Patient Questionnaire responses are less than 100. N/A is shown where the base number of responses is less than 10 during the period. % is calculated as Quantity/Base number*100

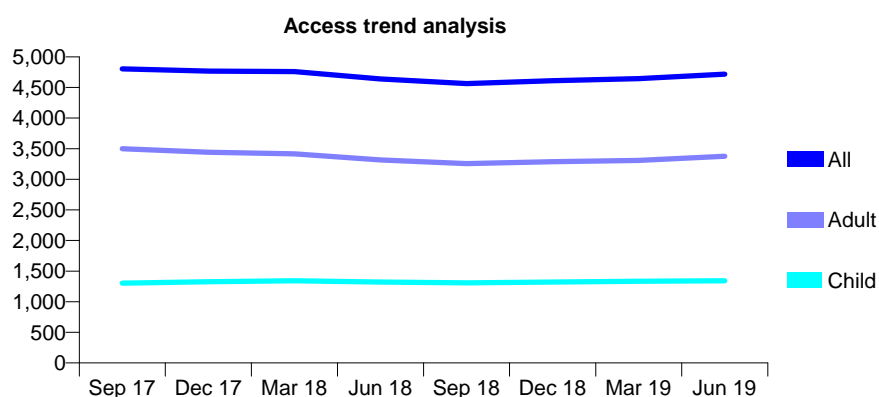
Q67 - Vital Signs At a Glance Contract Report for 342955/0001 - June 2019

Name or company name	Premier Dental Care
Contract type name	GDS Contract
Purpose of contract	General
Contract start date	01/04/2006
Contract end date	

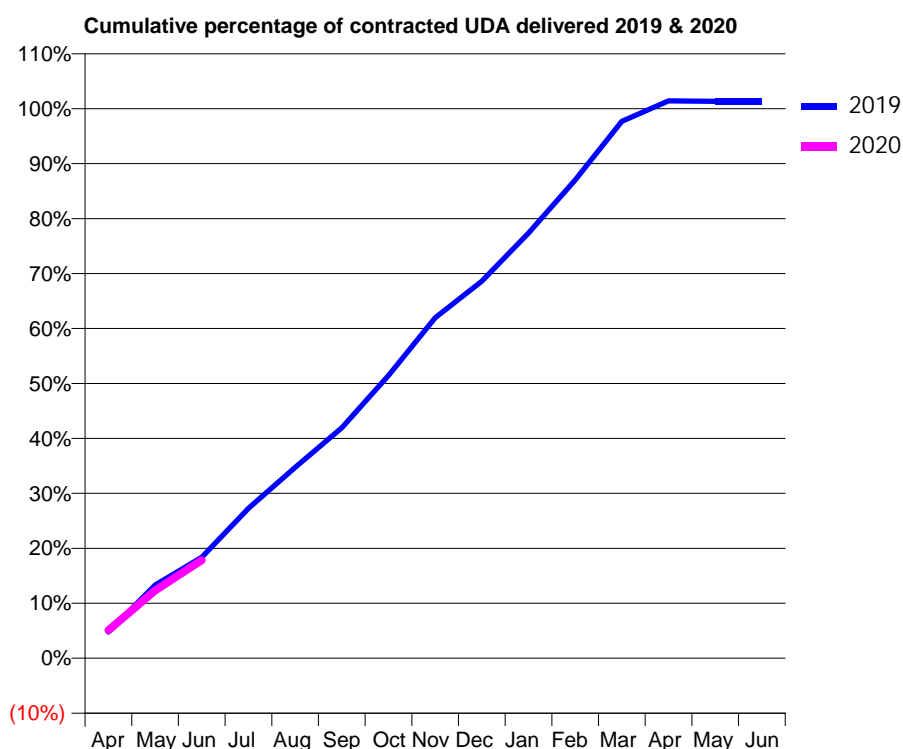
19/20 Contracted general activity (UDA)	15,500
Carry forward general activity (UDA)	0
19/20 Contracted orthodontic activity (UOA)	0
Carry forward orthodontic activity (UOA)	0
Baseline contract value	£396,667.42

ACCESS*

Patients seen in 24 months	Total	Change since previous quarter
Quarter ending June 2018	4,639	
Quarter ending September 2018	4,564	↓
Quarter ending December 2018	4,611	→
Quarter ending March 2019	4,643	→
Quarter ending June 2019	4,718	→
Variance since June 2018	1.7%	→



ACTIVITY



Month	2019	2020
April	738	789
May	2,066	1,911
June	2,845	2,765
July	4,229	
August	5,384	
September	6,496	
October	7,977	
November	9,605	
December	10,633	
January	11,988	
February	13,489	
March	15,142	
April	15,721	
May	15,706	
June	15,706	

QUALITY

	Quantity	Base Number	Contract	AT	Region	England
% of FP17s for the same patient ID Re-attending within 3 months - Children	51	481	10.6%	10.6%	10.6%	11.4%
% of FP17s for the same patient ID Re-attending within 3 months - Adults	183	1,085	16.9%	16.2%	15.2%	15.4%
% of FP17s for the same patient ID Re-attending between 3 & 9 months - Children	251	481	52.2%	56.9%	62.3%	59.8%
% of FP17s for the same patient ID Re-attending between 3 & 9 months - Adults	548	1,085	50.5%	50.1%	53.3%	52.1%
% of FP17s for Band 1 Urgent Courses	96	1,104	8.7%	10.0%	9.7%	9.2%
% of FP17s Relating to Free Repair or Replacements	5	1,104	0.5%	0.5%	0.6%	0.7%
% of FP17s Relating to Continuations	7	1,104	0.6%	0.7%	0.8%	0.8%
% of Patients satisfied with the dentistry they have received	1	1	N/A	92.0%	93.4%	93.4%
% of Patients satisfied with the time they had to wait for an appointment	1	1	N/A	85.6%	86.8%	87.6%

* This is based on patients treated on this contract for their most recent course of treatment.

Figures in italics indicate the base number of FP17s or Patient Questionnaire responses are less than 100. N/A is shown where the base number of responses is less than 10 during the period. % is calculated as Quantity/Base number*100

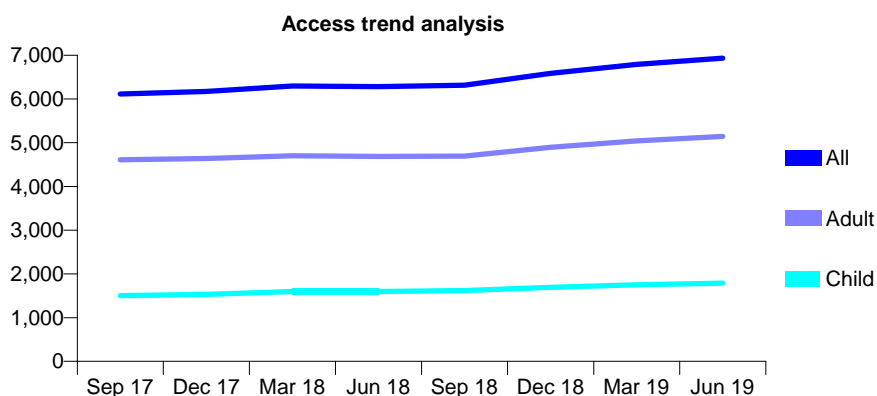
Q67 - Vital Signs At a Glance Contract Report for 343064/0001 - June 2019

Name or company name	MISS R FATHI SAFFAR
Contract type name	GDS Contract
Purpose of contract	General
Contract start date	01/04/2006
Contract end date	

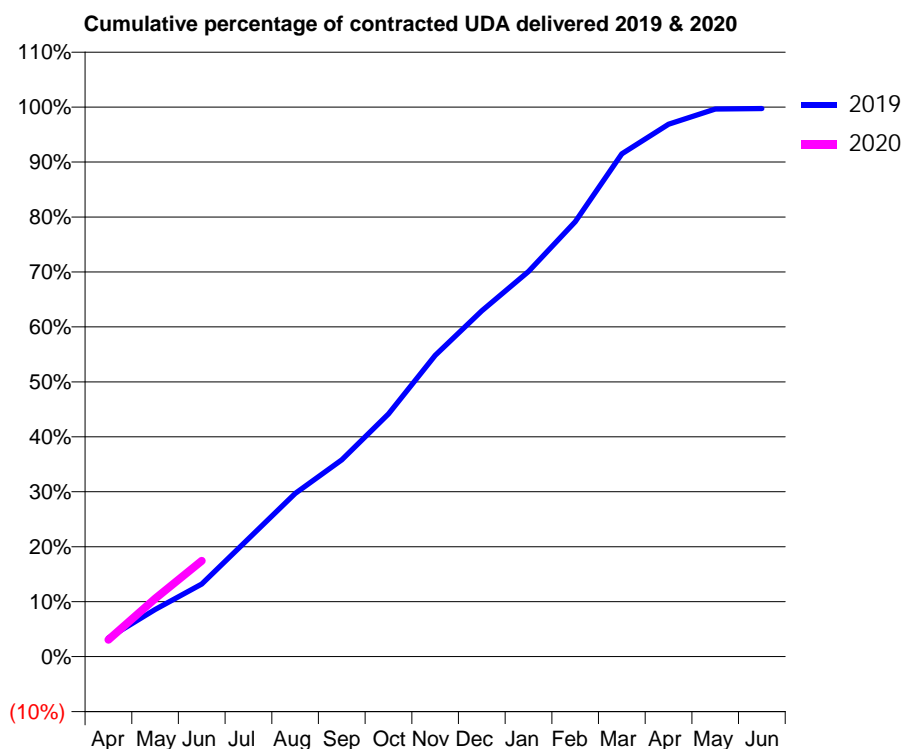
19/20 Contracted general activity (UDA)	16,790
Carry forward general activity (UDA)	0
19/20 Contracted orthodontic activity (UOA)	0
Carry forward orthodontic activity (UOA)	0
Baseline contract value	£424,921.61

ACCESS*

Patients seen in 24 months	Total	Change since previous quarter
Quarter ending June 2018	6,281	
Quarter ending September 2018	6,315	→
Quarter ending December 2018	6,588	↑
Quarter ending March 2019	6,792	↑
Quarter ending June 2019	6,933	↑
Variance since June 2018	10.4%	↑



ACTIVITY



Month	Adjusted Scheduled Activity (UDA)	
	2019	2020
April	571	515
May	1,442	1,773
June	2,220	2,929
July	3,604	
August	4,985	
September	6,012	
October	7,418	
November	9,206	
December	10,562	
January	11,764	
February	13,288	
March	15,361	
April	16,264	
May	16,731	
June	16,742	

QUALITY

	Quantity	Base Number	Contract	AT	Region	England
% of FP17s for the same patient ID Re-attending within 3 months - Children	32	670	4.8%	10.6%	10.6%	11.4%
% of FP17s for the same patient ID Re-attending within 3 months - Adults	88	1,738	5.1%	16.2%	15.2%	15.4%
% of FP17s for the same patient ID Re-attending between 3 & 9 months - Children	442	670	66.0%	56.9%	62.3%	59.8%
% of FP17s for the same patient ID Re-attending between 3 & 9 months - Adults	1,135	1,738	65.3%	50.1%	53.3%	52.1%
% of FP17s for Band 1 Urgent Courses	52	1,904	2.7%	10.0%	9.7%	9.2%
% of FP17s Relating to Free Repair or Replacements	2	1,904	0.1%	0.5%	0.6%	0.7%
% of FP17s Relating to Continuations	0	1,904	0.0%	0.7%	0.8%	0.8%
% of Patients satisfied with the dentistry they have received	7	7	N/A	92.0%	93.4%	93.4%
% of Patients satisfied with the time they had to wait for an appointment	5	7	N/A	85.6%	86.8%	87.6%

* This is based on patients treated on this contract for their most recent course of treatment. Figures in italics indicate the base number of FP17s or Patient Questionnaire responses are less than 100. N/A is shown where the base number of responses is less than 10 during the period. % is calculated as Quantity/Base number*100

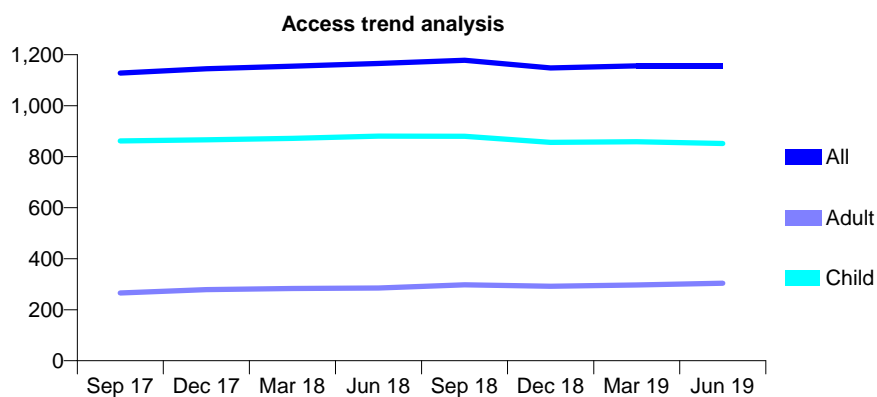
Q67 - Vital Signs At a Glance Contract Report for 345415/0001 - June 2019

Name or company name	Rehab Afridi and Adil Khalil
Contract type name	GDS Contract
Purpose of contract	General
Contract start date	01/12/2009
Contract end date	

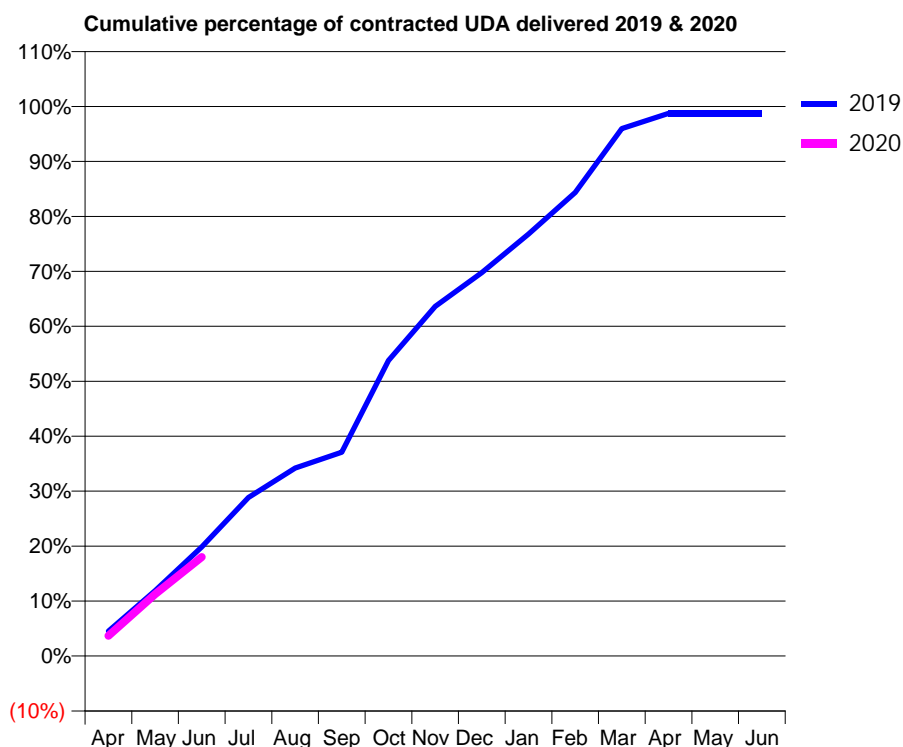
19/20 Contracted general activity (UDA)	2,945
Carry forward general activity (UDA)	0
19/20 Contracted orthodontic activity (UOA)	0
Carry forward orthodontic activity (UOA)	0
Baseline contract value	£84,720.90

ACCESS*

Patients seen in 24 months	Total	Change since previous quarter
Quarter ending June 2018	1,166	
Quarter ending September 2018	1,178	→
Quarter ending December 2018	1,148	↓
Quarter ending March 2019	1,156	→
Quarter ending June 2019	1,156	→
Variance since June 2018	(0.9%)	→



ACTIVITY



Month	Adjusted Scheduled Activity (UDA)	
	2019	2020
April	133	109
May	350	331
June	585	531
July	849	
August	1,008	
September	1,093	
October	1,583	
November	1,873	
December	2,054	
January	2,261	
February	2,484	
March	2,826	
April	2,908	
May	2,908	
June	2,908	

QUALITY

	Quantity	Base Number	Contract	AT	Region	England
% of FP17s for the same patient ID Re-attending within 3 months - Children	27	282	9.6%	10.6%	10.6%	11.4%
% of FP17s for the same patient ID Re-attending within 3 months - Adults	10	58	17.2%	16.2%	15.2%	15.4%
% of FP17s for the same patient ID Re-attending between 3 & 9 months - Children	169	282	59.9%	56.9%	62.3%	59.8%
% of FP17s for the same patient ID Re-attending between 3 & 9 months - Adults	30	58	51.7%	50.1%	53.3%	52.1%
% of FP17s for Band 1 Urgent Courses	8	289	2.8%	10.0%	9.7%	9.2%
% of FP17s Relating to Free Repair or Replacements	0	289	0.0%	0.5%	0.6%	0.7%
% of FP17s Relating to Continuations	0	289	0.0%	0.7%	0.8%	0.8%
% of Patients satisfied with the dentistry they have received	0	0	N/A	92.0%	93.4%	93.4%
% of Patients satisfied with the time they had to wait for an appointment	0	0	N/A	85.6%	86.8%	87.6%

* This is based on patients treated on this contract for their most recent course of treatment. Figures in italics indicate the base number of FP17s or Patient Questionnaire responses are less than 100. N/A is shown where the base number of responses is less than 10 during the period. % is calculated as Quantity/Base number*100

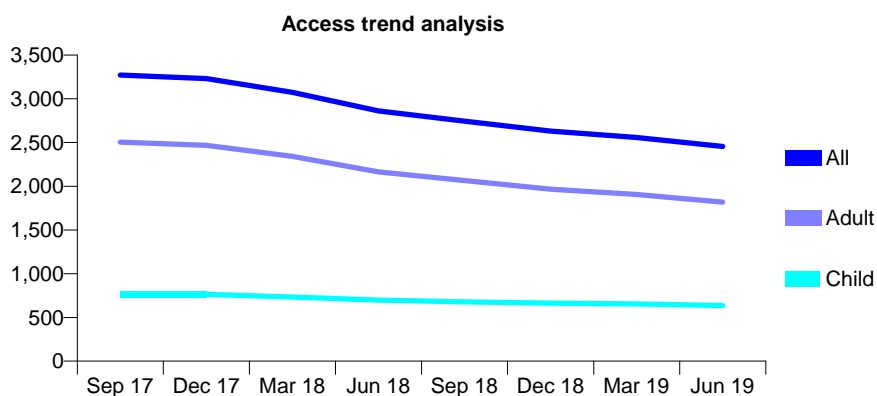
Q67 - Vital Signs At a Glance Contract Report for 353337/0002 - June 2019

Name or company name	MR DM BOWER
Contract type name	GDS Contract
Purpose of contract	General
Contract start date	01/06/2007
Contract end date	

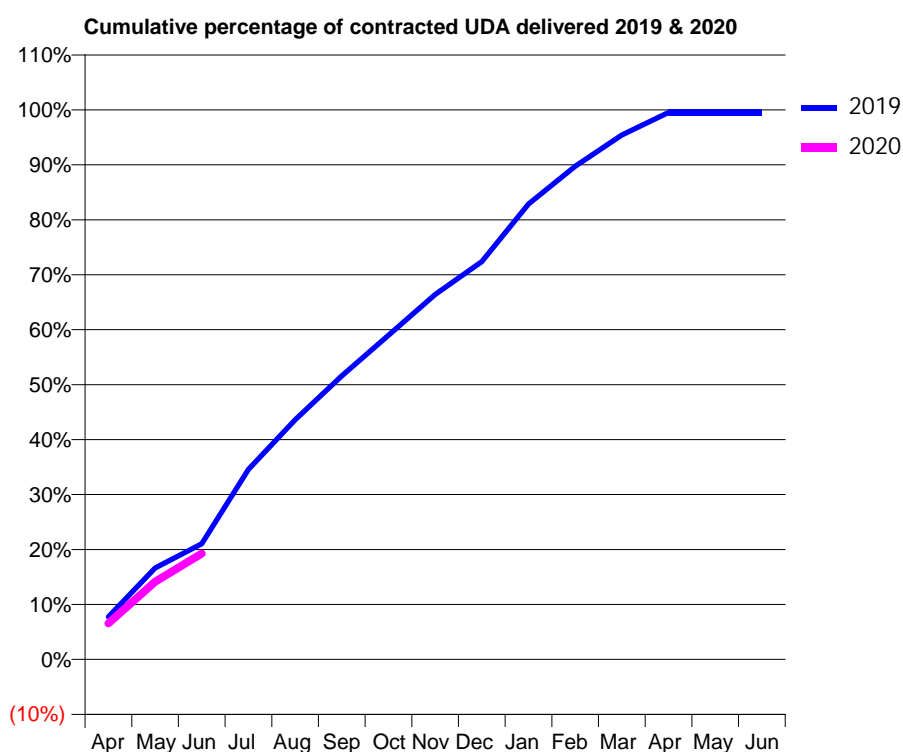
19/20 Contracted general activity (UDA)	4,200
Carry forward general activity (UDA)	0
19/20 Contracted orthodontic activity (UOA)	0
Carry forward orthodontic activity (UOA)	0
Baseline contract value	£110,430.25

ACCESS*

Patients seen in 24 months	Total	Change since previous quarter
Quarter ending June 2018	2,862	
Quarter ending September 2018	2,744	↓
Quarter ending December 2018	2,630	↓
Quarter ending March 2019	2,559	↓
Quarter ending June 2019	2,455	↓
Variance since June 2018	(14.2%)	↓



ACTIVITY



Month	2019	2020
April	326	276
May	698	593
June	884	809
July	1,453	
August	1,832	
September	2,166	
October	2,477	
November	2,789	
December	3,040	
January	3,480	
February	3,769	
March	4,008	
April	4,180	
May	4,181	
June	4,181	

QUALITY

	Quantity	Base Number	Contract	AT	Region	England
% of FP17s for the same patient ID Re-attending within 3 months - Children	14	268	5.2%	10.6%	10.6%	11.4%
% of FP17s for the same patient ID Re-attending within 3 months - Adults	49	344	14.2%	16.2%	15.2%	15.4%
% of FP17s for the same patient ID Re-attending between 3 & 9 months - Children	200	268	74.6%	56.9%	62.3%	59.8%
% of FP17s for the same patient ID Re-attending between 3 & 9 months - Adults	222	344	64.5%	50.1%	53.3%	52.1%
% of FP17s for Band 1 Urgent Courses	22	507	4.3%	10.0%	9.7%	9.2%
% of FP17s Relating to Free Repair or Replacements	9	507	1.8%	0.5%	0.6%	0.7%
% of FP17s Relating to Continuations	2	507	0.4%	0.7%	0.8%	0.8%
% of Patients satisfied with the dentistry they have received	0	0	N/A	92.0%	93.4%	93.4%
% of Patients satisfied with the time they had to wait for an appointment	0	0	N/A	85.6%	86.8%	87.6%

* This is based on patients treated on this contract for their most recent course of treatment. Figures in italics indicate the base number of FP17s or Patient Questionnaire responses are less than 100. N/A is shown where the base number of responses is less than 10 during the period. % is calculated as Quantity/Base number*100

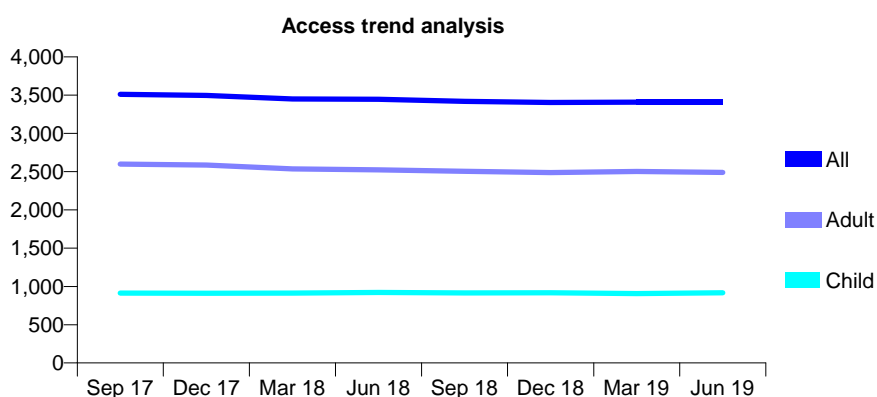
Q67 - Vital Signs At a Glance Contract Report for 357960/0001 - June 2019

Name or company name	MISS DE HAYES
Contract type name	GDS Contract
Purpose of contract	General
Contract start date	24/06/2015
Contract end date	

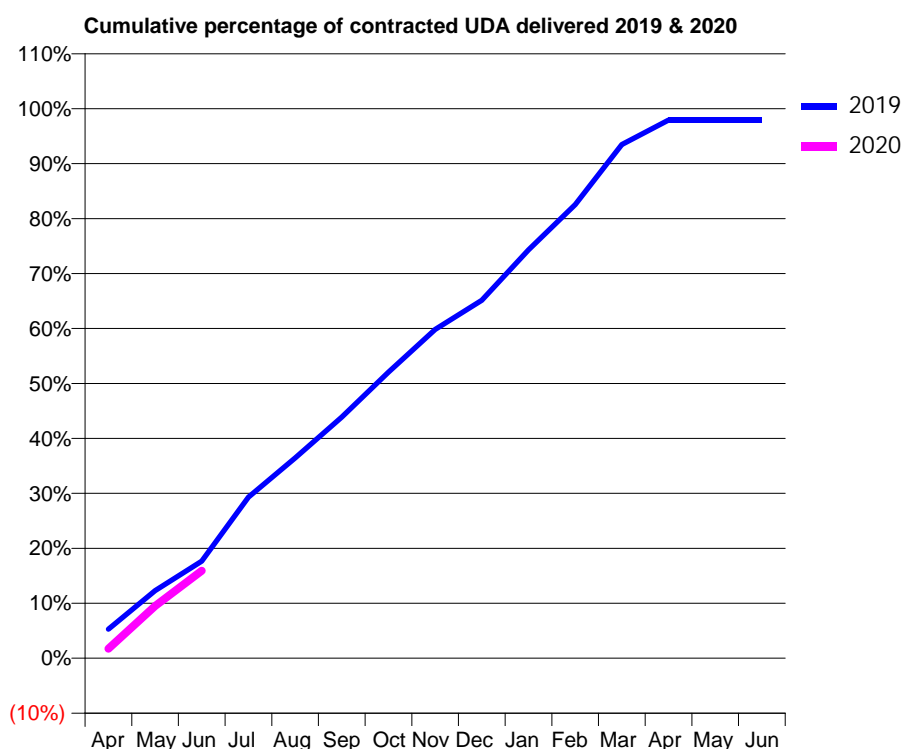
19/20 Contracted general activity (UDA)	10,000
Carry forward general activity (UDA)	0
19/20 Contracted orthodontic activity (UOA)	0
Carry forward orthodontic activity (UOA)	0
Baseline contract value	£253,080.19

ACCESS*

Patients seen in 24 months	Total	Change since previous quarter
Quarter ending June 2018	3,445	
Quarter ending September 2018	3,418	→
Quarter ending December 2018	3,405	→
Quarter ending March 2019	3,409	→
Quarter ending June 2019	3,408	→
Variance since June 2018	(1.1%)	↓



ACTIVITY



Month	2019	2020
April	528	174
May	1,231	952
June	1,764	1,593
July	2,931	
August	3,646	
September	4,385	
October	5,205	
November	5,984	
December	6,512	
January	7,430	
February	8,253	
March	9,346	
April	9,794	
May	9,794	
June	9,794	

QUALITY

	Quantity	Base Number	Contract	AT	Region	England
% of FP17s for the same patient ID Re-attending within 3 months - Children	26	291	8.9%	10.6%	10.6%	11.4%
% of FP17s for the same patient ID Re-attending within 3 months - Adults	190	897	21.2%	16.2%	15.2%	15.4%
% of FP17s for the same patient ID Re-attending between 3 & 9 months - Children	168	291	57.7%	56.9%	62.3%	59.8%
% of FP17s for the same patient ID Re-attending between 3 & 9 months - Adults	501	897	55.9%	50.1%	53.3%	52.1%
% of FP17s for Band 1 Urgent Courses	186	1,000	18.6%	10.0%	9.7%	9.2%
% of FP17s Relating to Free Repair or Replacements	23	1,000	2.3%	0.5%	0.6%	0.7%
% of FP17s Relating to Continuations	3	1,000	0.3%	0.7%	0.8%	0.8%
% of Patients satisfied with the dentistry they have received	4	4	N/A	92.0%	93.4%	93.4%
% of Patients satisfied with the time they had to wait for an appointment	4	4	N/A	85.6%	86.8%	87.6%

* This is based on patients treated on this contract for their most recent course of treatment.

Figures in italics indicate the base number of FP17s or Patient Questionnaire responses are less than 100. N/A is shown where the base number of responses is less than 10 during the period. % is calculated as Quantity/Base number*100

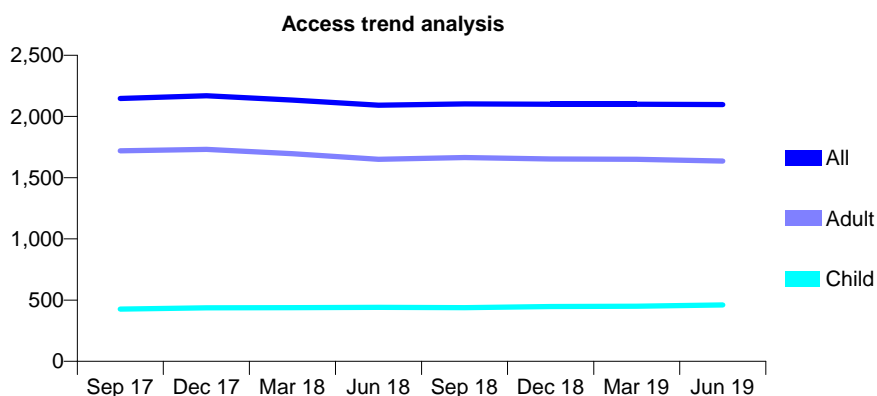
Q67 - Vital Signs At a Glance Contract Report for 358096/0001 - June 2019

Name or company name	MR AA TIKARE
Contract type name	GDS Contract
Purpose of contract	General
Contract start date	16/12/2006
Contract end date	

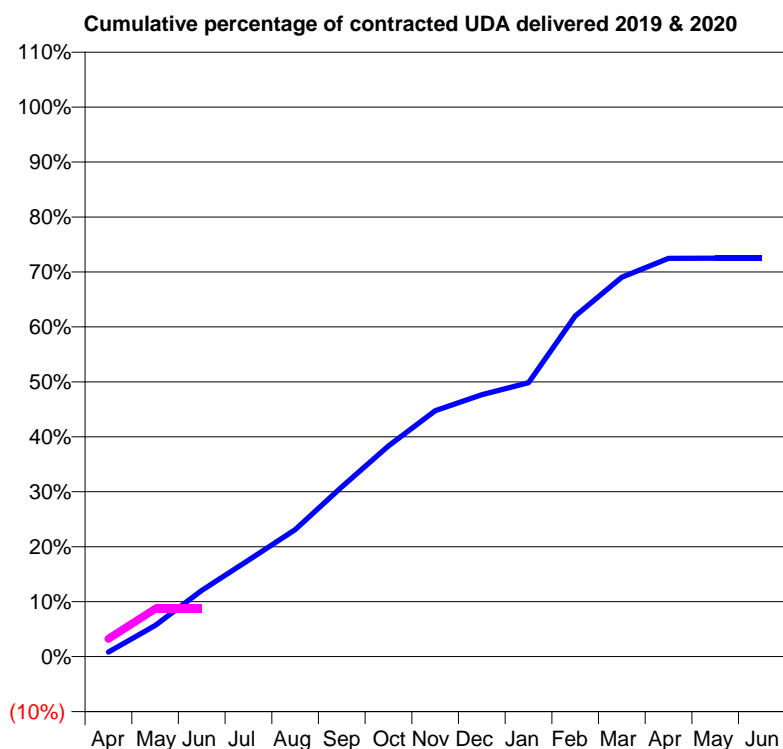
19/20 Contracted general activity (UDA)	4,413
Carry forward general activity (UDA)	0
19/20 Contracted orthodontic activity (UOA)	0
Carry forward orthodontic activity (UOA)	0
Baseline contract value	£118,421.87

ACCESS*

Patients seen in 24 months	Total	Change since previous quarter
Quarter ending June 2018	2,092	
Quarter ending September 2018	2,103	→
Quarter ending December 2018	2,100	→
Quarter ending March 2019	2,100	→
Quarter ending June 2019	2,097	→
Variance since June 2018	0.2%	→



ACTIVITY



Month	Adjusted Scheduled Activity (UDA)	
	2019	2020
April	37	144
May	250	384
June	531	384
July	774	
August	1,020	
September	1,363	
October	1,691	
November	1,975	
December	2,103	
January	2,199	
February	2,735	
March	3,046	
April	3,198	
May	3,199	
June	3,199	

QUALITY

	Quantity	Base Number	Contract	AT	Region	England
% of FP17s for the same patient ID Re-attending within 3 months - Children	10	124	8.1%	10.6%	10.6%	11.4%
% of FP17s for the same patient ID Re-attending within 3 months - Adults	55	324	17.0%	16.2%	15.2%	15.4%
% of FP17s for the same patient ID Re-attending between 3 & 9 months - Children	65	124	52.4%	56.9%	62.3%	59.8%
% of FP17s for the same patient ID Re-attending between 3 & 9 months - Adults	132	324	40.7%	50.1%	53.3%	52.1%
% of FP17s for Band 1 Urgent Courses	11	214	5.1%	10.0%	9.7%	9.2%
% of FP17s Relating to Free Repair or Replacements	1	214	0.5%	0.5%	0.6%	0.7%
% of FP17s Relating to Continuations	4	214	1.9%	0.7%	0.8%	0.8%
% of Patients satisfied with the dentistry they have received	4	4	N/A	92.0%	93.4%	93.4%
% of Patients satisfied with the time they had to wait for an appointment	3	4	N/A	85.6%	86.8%	87.6%

* This is based on patients treated on this contract for their most recent course of treatment. Figures in italics indicate the base number of FP17s or Patient Questionnaire responses are less than 100. N/A is shown where the base number of responses is less than 10 during the period. % is calculated as Quantity/Base number*100

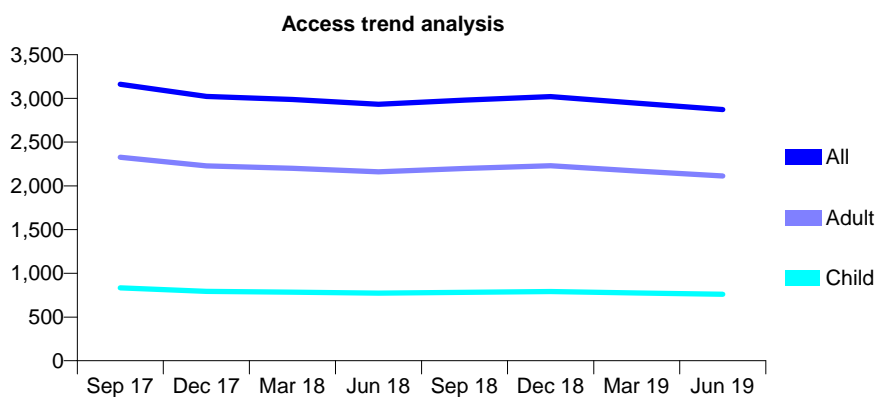
Q67 - Vital Signs At a Glance Contract Report for 358800/0001 - June 2019

Name or company name	Shorncliffe Road Partnership
Contract type name	GDS Contract
Purpose of contract	General
Contract start date	01/04/2006
Contract end date	

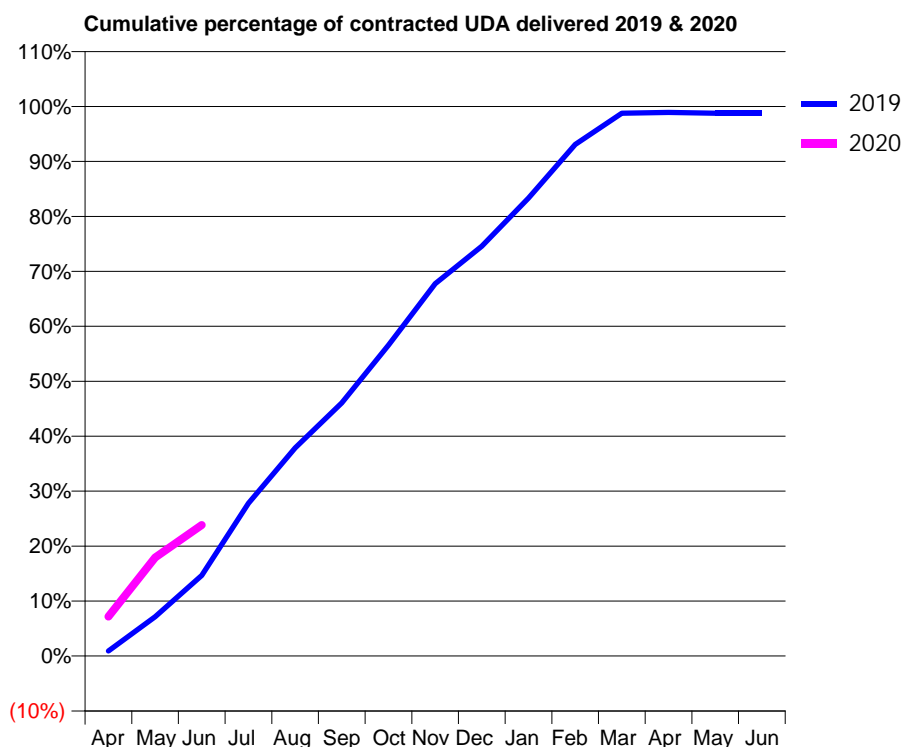
19/20 Contracted general activity (UDA)	6,969
Carry forward general activity (UDA)	0
19/20 Contracted orthodontic activity (UOA)	0
Carry forward orthodontic activity (UOA)	0
Baseline contract value	£162,305.80

ACCESS*

Patients seen in 24 months	Total	Change since previous quarter
Quarter ending June 2018	2,932	
Quarter ending September 2018	2,981	→
Quarter ending December 2018	3,020	→
Quarter ending March 2019	2,945	↓
Quarter ending June 2019	2,873	↓
Variance since June 2018	(2.0%)	↓



ACTIVITY



Month	Adjusted Scheduled Activity (UDA)	
	2019	2020
April	63	501
May	499	1,250
June	1,022	1,662
July	1,937	
August	2,638	
September	3,209	
October	3,943	
November	4,721	
December	5,196	
January	5,809	
February	6,487	
March	6,882	
April	6,892	
May	6,883	
June	6,883	

QUALITY

	Quantity	Base Number	Contract	AT	Region	England
% of FP17s for the same patient ID Re-attending within 3 months - Children	19	359	5.3%	10.6%	10.6%	11.4%
% of FP17s for the same patient ID Re-attending within 3 months - Adults	67	819	8.2%	16.2%	15.2%	15.4%
% of FP17s for the same patient ID Re-attending between 3 & 9 months - Children	260	359	72.4%	56.9%	62.3%	59.8%
% of FP17s for the same patient ID Re-attending between 3 & 9 months - Adults	580	819	70.8%	50.1%	53.3%	52.1%
% of FP17s for Band 1 Urgent Courses	54	1,169	4.6%	10.0%	9.7%	9.2%
% of FP17s Relating to Free Repair or Replacements	7	1,169	0.6%	0.5%	0.6%	0.7%
% of FP17s Relating to Continuations	0	1,169	0.0%	0.7%	0.8%	0.8%
% of Patients satisfied with the dentistry they have received	2	2	N/A	92.0%	93.4%	93.4%
% of Patients satisfied with the time they had to wait for an appointment	2	2	N/A	85.6%	86.8%	87.6%

* This is based on patients treated on this contract for their most recent course of treatment. Figures in italics indicate the base number of FP17s or Patient Questionnaire responses are less than 100. N/A is shown where the base number of responses is less than 10 during the period. % is calculated as Quantity/Base number*100

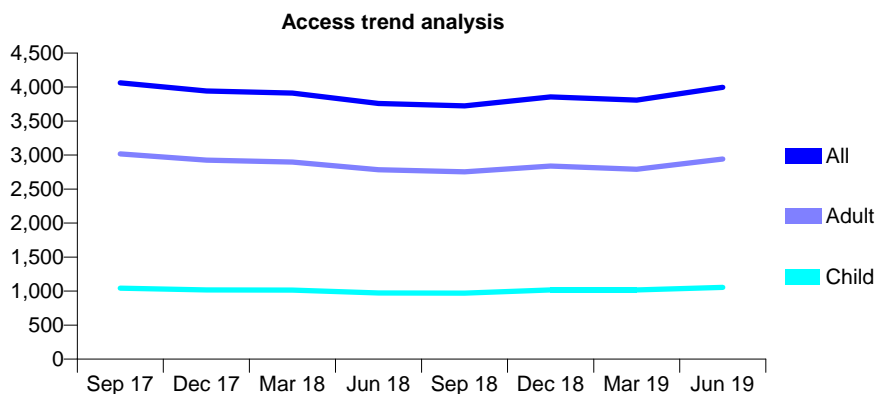
Q67 - Vital Signs At a Glance Contract Report for 360058/0004 - June 2019

Name or company name	MR VH PATEL
Contract type name	GDS Contract
Purpose of contract	General
Contract start date	15/12/2011
Contract end date	

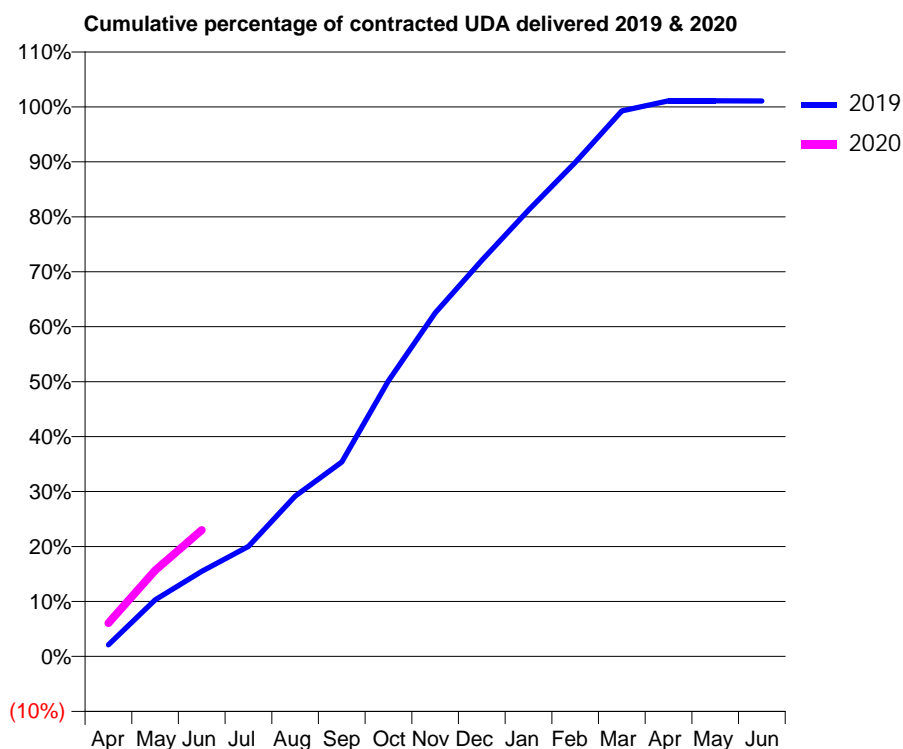
19/20 Contracted general activity (UDA)	7,236
Carry forward general activity (UDA)	0
19/20 Contracted orthodontic activity (UOA)	0
Carry forward orthodontic activity (UOA)	0
Baseline contract value	£185,141.24

ACCESS*

Patients seen in 24 months	Total	Change since previous quarter
Quarter ending June 2018	3,759	
Quarter ending September 2018	3,723	→
Quarter ending December 2018	3,856	↑
Quarter ending March 2019	3,809	↓
Quarter ending June 2019	3,997	↑
Variance since June 2018	6.3%	↑



ACTIVITY



Month	2019	2020
April	153	440
May	746	1,134
June	1,121	1,665
July	1,449	
August	2,112	
September	2,560	
October	3,631	
November	4,524	
December	5,214	
January	5,876	
February	6,505	
March	7,183	
April	7,316	
May	7,316	
June	7,313	

QUALITY

	Quantity	Base Number	Contract	AT	Region	England
% of FP17s for the same patient ID Re-attending within 3 months - Children	25	415	6.0%	10.6%	10.6%	11.4%
% of FP17s for the same patient ID Re-attending within 3 months - Adults	55	831	6.6%	16.2%	15.2%	15.4%
% of FP17s for the same patient ID Re-attending between 3 & 9 months - Children	245	415	59.0%	56.9%	62.3%	59.8%
% of FP17s for the same patient ID Re-attending between 3 & 9 months - Adults	300	831	36.1%	50.1%	53.3%	52.1%
% of FP17s for Band 1 Urgent Courses	78	906	8.6%	10.0%	9.7%	9.2%
% of FP17s Relating to Free Repair or Replacements	5	906	0.6%	0.5%	0.6%	0.7%
% of FP17s Relating to Continuations	0	906	0.0%	0.7%	0.8%	0.8%
% of Patients satisfied with the dentistry they have received	0	0	N/A	92.0%	93.4%	93.4%
% of Patients satisfied with the time they had to wait for an appointment	0	0	N/A	85.6%	86.8%	87.6%

* This is based on patients treated on this contract for their most recent course of treatment. Figures in italics indicate the base number of FP17s or Patient Questionnaire responses are less than 100. N/A is shown where the base number of responses is less than 10 during the period. % is calculated as Quantity/Base number*100

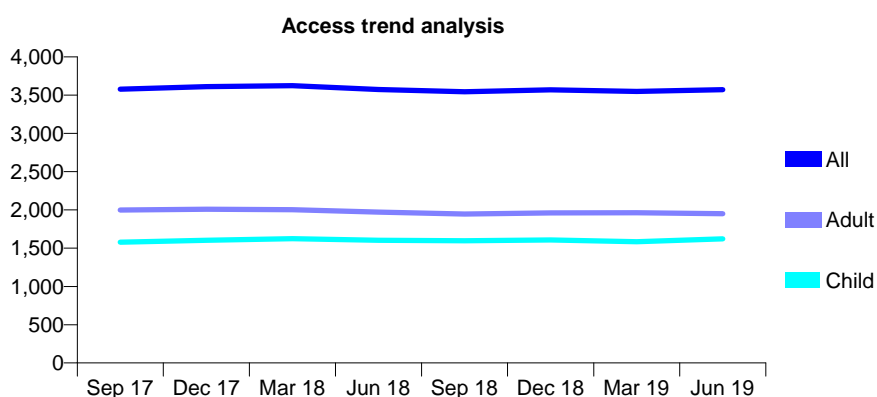
Q67 - Vital Signs At a Glance Contract Report for 565091/0003 - June 2019

Name or company name	Cheriton Dental Practice
Contract type name	GDS Contract
Purpose of contract	General
Contract start date	01/04/2006
Contract end date	

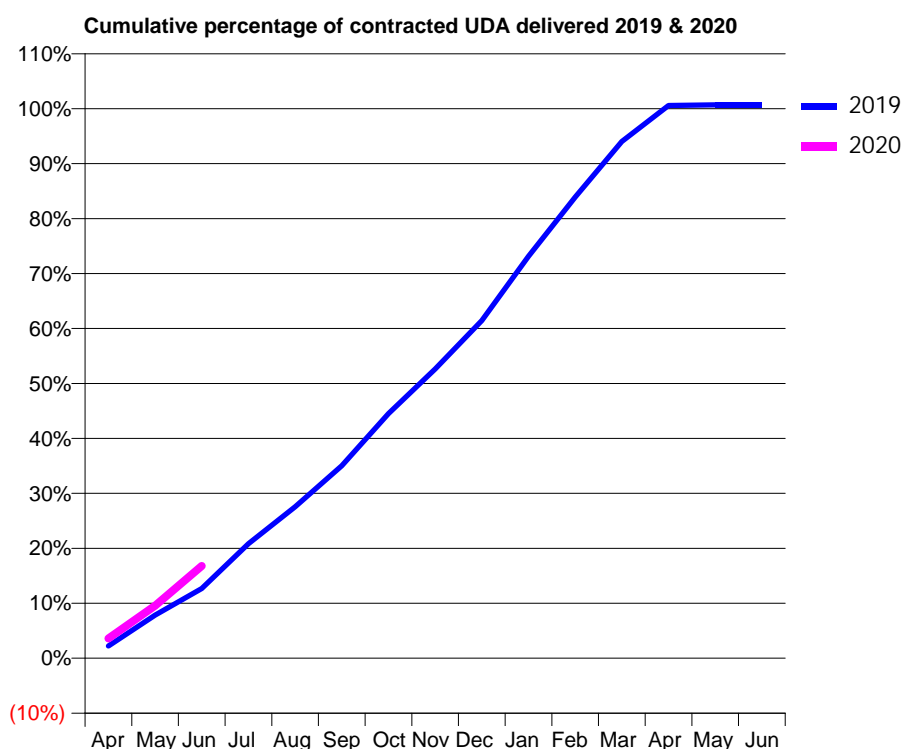
19/20 Contracted general activity (UDA)	9,432
Carry forward general activity (UDA)	0
19/20 Contracted orthodontic activity (UOA)	0
Carry forward orthodontic activity (UOA)	0
Baseline contract value	£239,886.29

ACCESS*

Patients seen in 24 months	Total	Change since previous quarter
Quarter ending June 2018	3,574	
Quarter ending September 2018	3,544	→
Quarter ending December 2018	3,569	→
Quarter ending March 2019	3,547	→
Quarter ending June 2019	3,572	→
Variance since June 2018	(0.1%)	→



ACTIVITY



Month	2019	2020
April	210	341
May	740	902
June	1,197	1,585
July	1,965	
August	2,602	
September	3,305	
October	4,199	
November	4,966	
December	5,794	
January	6,898	
February	7,915	
March	8,869	
April	9,487	
May	9,498	
June	9,497	

QUALITY

	Quantity	Base Number	Contract	AT	Region	England
% of FP17s for the same patient ID Re-attending within 3 months - Children	37	495	7.5%	10.6%	10.6%	11.4%
% of FP17s for the same patient ID Re-attending within 3 months - Adults	79	536	14.7%	16.2%	15.2%	15.4%
% of FP17s for the same patient ID Re-attending between 3 & 9 months - Children	214	495	43.2%	56.9%	62.3%	59.8%
% of FP17s for the same patient ID Re-attending between 3 & 9 months - Adults	264	536	49.3%	50.1%	53.3%	52.1%
% of FP17s for Band 1 Urgent Courses	73	816	8.9%	10.0%	9.7%	9.2%
% of FP17s Relating to Free Repair or Replacements	4	816	0.5%	0.5%	0.6%	0.7%
% of FP17s Relating to Continuations	1	816	0.1%	0.7%	0.8%	0.8%
% of Patients satisfied with the dentistry they have received	1	1	N/A	92.0%	93.4%	93.4%
% of Patients satisfied with the time they had to wait for an appointment	1	1	N/A	85.6%	86.8%	87.6%

* This is based on patients treated on this contract for their most recent course of treatment.

Figures in italics indicate the base number of FP17s or Patient Questionnaire responses are less than 100. N/A is shown where the base number of responses is less than 10 during the period. % is calculated as Quantity/Base number*100

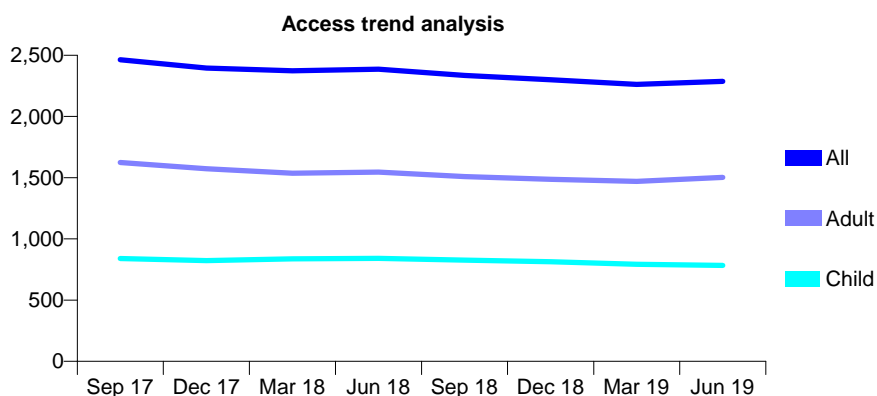
Q67 - Vital Signs At a Glance Contract Report for 570850/0001 - June 2019

Name or company name	Church Green Partnership
Contract type name	GDS Contract
Purpose of contract	General
Contract start date	01/04/2006
Contract end date	

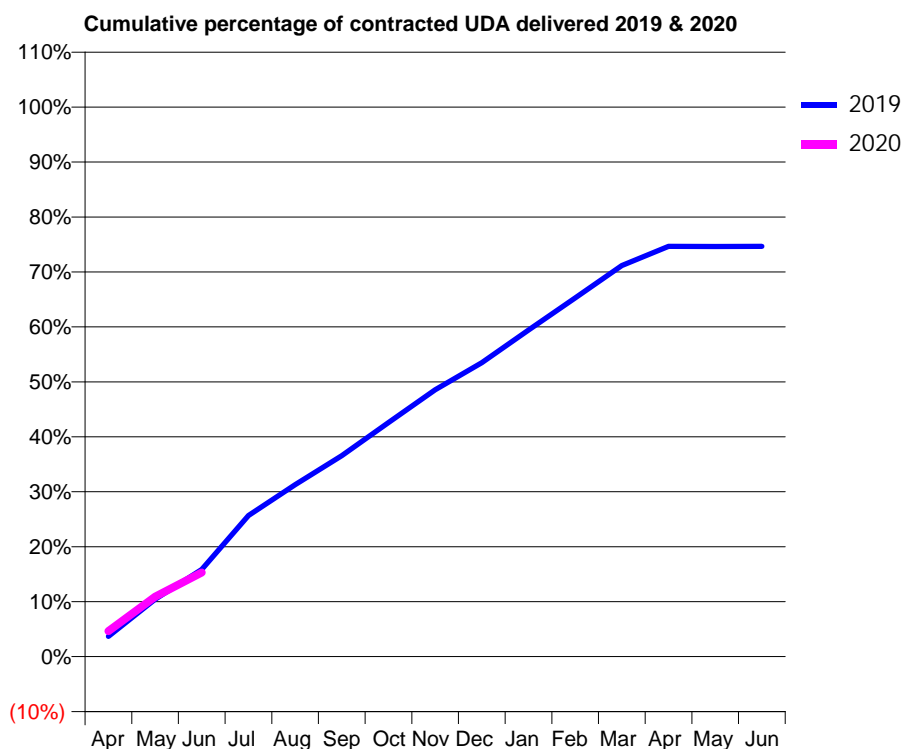
19/20 Contracted general activity (UDA)	9,091
Carry forward general activity (UDA)	0
19/20 Contracted orthodontic activity (UOA)	0
Carry forward orthodontic activity (UOA)	0
Baseline contract value	£230,075.19

ACCESS*

Patients seen in 24 months	Total	Change since previous quarter
Quarter ending June 2018	2,386	
Quarter ending September 2018	2,335	↓
Quarter ending December 2018	2,300	↓
Quarter ending March 2019	2,262	↓
Quarter ending June 2019	2,287	→
Variance since June 2018	(4.1%)	↓



ACTIVITY



Month	Adjusted Scheduled Activity (UDA)	
	2019	2020
April	334	423
May	950	991
June	1,442	1,392
July	2,336	
August	2,844	
September	3,323	
October	3,873	
November	4,415	
December	4,862	
January	5,403	
February	5,936	
March	6,469	
April	6,786	
May	6,784	
June	6,786	

QUALITY

	Quantity	Base Number	Contract	AT	Region	England
% of FP17s for the same patient ID Re-attending within 3 months - Children	23	291	7.9%	10.6%	10.6%	11.4%
% of FP17s for the same patient ID Re-attending within 3 months - Adults	69	500	13.8%	16.2%	15.2%	15.4%
% of FP17s for the same patient ID Re-attending between 3 & 9 months - Children	173	291	59.5%	56.9%	62.3%	59.8%
% of FP17s for the same patient ID Re-attending between 3 & 9 months - Adults	247	500	49.4%	50.1%	53.3%	52.1%
% of FP17s for Band 1 Urgent Courses	86	656	13.1%	10.0%	9.7%	9.2%
% of FP17s Relating to Free Repair or Replacements	6	656	0.9%	0.5%	0.6%	0.7%
% of FP17s Relating to Continuations	0	656	0.0%	0.7%	0.8%	0.8%
% of Patients satisfied with the dentistry they have received	0	0	N/A	92.0%	93.4%	93.4%
% of Patients satisfied with the time they had to wait for an appointment	0	0	N/A	85.6%	86.8%	87.6%

* This is based on patients treated on this contract for their most recent course of treatment. Figures in italics indicate the base number of FP17s or Patient Questionnaire responses are less than 100. N/A is shown where the base number of responses is less than 10 during the period. % is calculated as Quantity/Base number*100

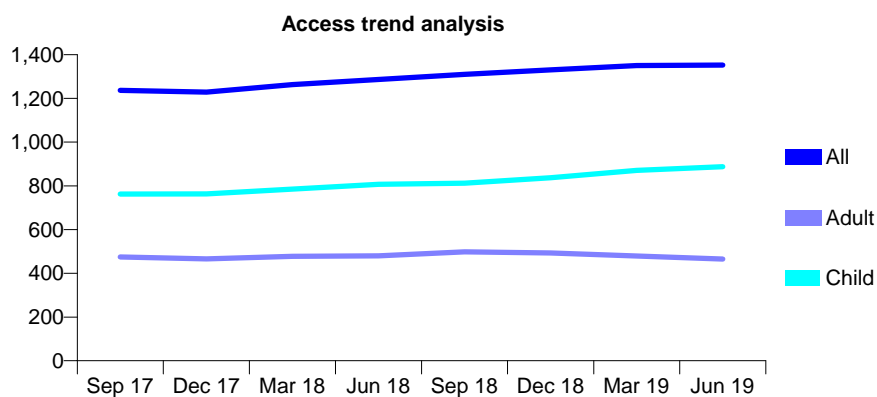
Q67 - Vital Signs At a Glance Contract Report for 571628/0001 - June 2019

Name or company name	Mr Kunal Shah
Contract type name	GDS Contract
Purpose of contract	General
Contract start date	01/04/2006
Contract end date	

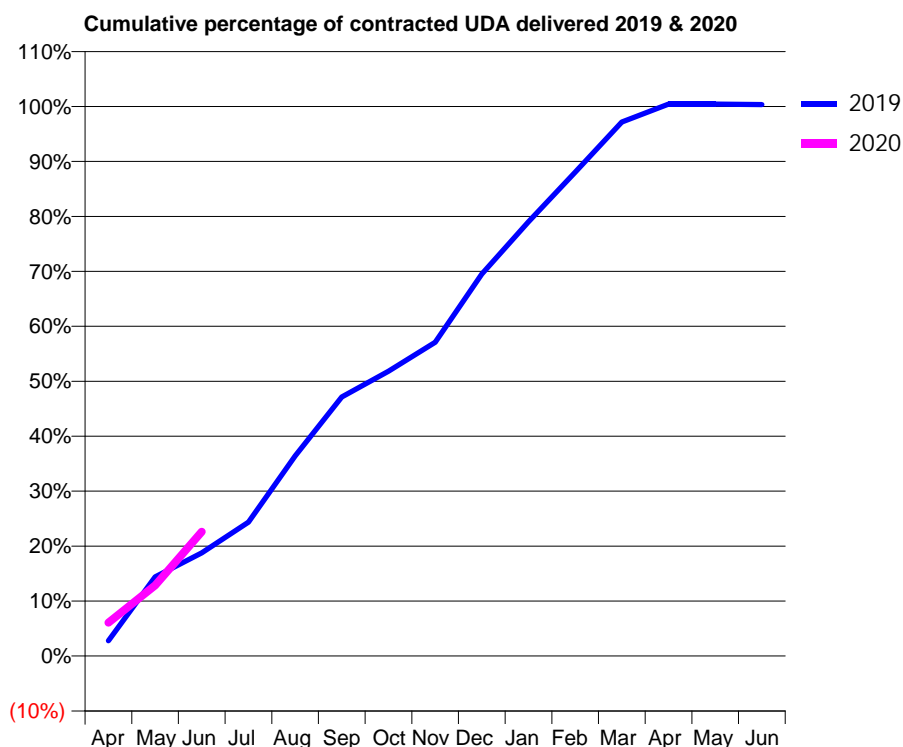
19/20 Contracted general activity (UDA)	3,013
Carry forward general activity (UDA)	0
19/20 Contracted orthodontic activity (UOA)	0
Carry forward orthodontic activity (UOA)	0
Baseline contract value	£76,253.06

ACCESS*

Patients seen in 24 months	Total	Change since previous quarter
Quarter ending June 2018	1,287	
Quarter ending September 2018	1,310	→
Quarter ending December 2018	1,330	→
Quarter ending March 2019	1,350	→
Quarter ending June 2019	1,353	→
Variance since June 2018	5.1%	↑



ACTIVITY



Month	Adjusted Scheduled Activity (UDA)	
	2019	2020
April	84	183
May	434	387
June	565	681
July	734	
August	1,097	
September	1,420	
October	1,561	
November	1,720	
December	2,094	
January	2,381	
February	2,653	
March	2,928	
April	3,026	
May	3,026	
June	3,023	

QUALITY

	Quantity	Base Number	Contract	AT	Region	England
% of FP17s for the same patient ID Re-attending within 3 months - Children	37	334	11.1%	10.6%	10.6%	11.4%
% of FP17s for the same patient ID Re-attending within 3 months - Adults	13	91	14.3%	16.2%	15.2%	15.4%
% of FP17s for the same patient ID Re-attending between 3 & 9 months - Children	198	334	59.3%	56.9%	62.3%	59.8%
% of FP17s for the same patient ID Re-attending between 3 & 9 months - Adults	44	91	48.4%	50.1%	53.3%	52.1%
% of FP17s for Band 1 Urgent Courses	14	373	3.8%	10.0%	9.7%	9.2%
% of FP17s Relating to Free Repair or Replacements	2	373	0.5%	0.5%	0.6%	0.7%
% of FP17s Relating to Continuations	1	373	0.3%	0.7%	0.8%	0.8%
% of Patients satisfied with the dentistry they have received	0	0	N/A	92.0%	93.4%	93.4%
% of Patients satisfied with the time they had to wait for an appointment	0	0	N/A	85.6%	86.8%	87.6%

* This is based on patients treated on this contract for their most recent course of treatment. Figures in italics indicate the base number of FP17s or Patient Questionnaire responses are less than 100. N/A is shown where the base number of responses is less than 10 during the period. % is calculated as Quantity/Base number*100

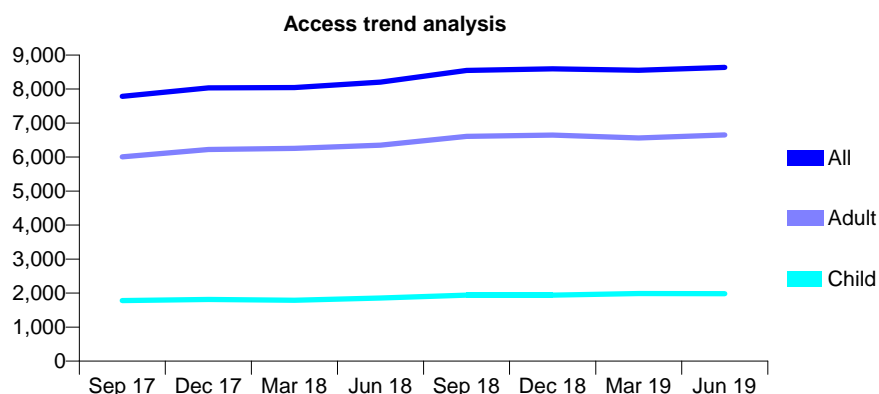
Q67 - Vital Signs At a Glance Contract Report for 572373/0001 - June 2019

Name or company name	Park Road Dental Practice
Contract type name	GDS Contract
Purpose of contract	General
Contract start date	01/04/2006
Contract end date	

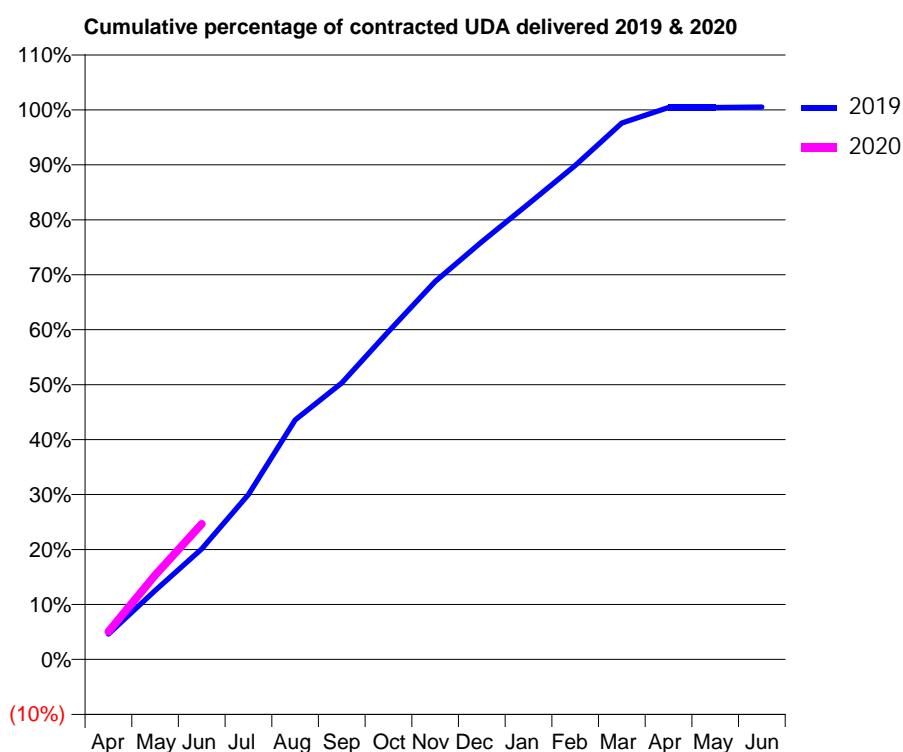
19/20 Contracted general activity (UDA)	22,671
Carry forward general activity (UDA)	0
19/20 Contracted orthodontic activity (UOA)	0
Carry forward orthodontic activity (UOA)	0
Baseline contract value	£547,899.72

ACCESS*

Patients seen in 24 months	Total	Change since previous quarter
Quarter ending June 2018	8,205	
Quarter ending September 2018	8,549	↑
Quarter ending December 2018	8,593	→
Quarter ending March 2019	8,550	→
Quarter ending June 2019	8,636	→
Variance since June 2018	5.3%	↑



ACTIVITY



Month	2019	2020
April	1,232	1,148
May	3,345	3,476
June	5,360	5,588
July	8,001	
August	11,622	
September	13,420	
October	15,915	
November	18,347	
December	20,269	
January	22,112	
February	23,968	
March	26,035	
April	26,787	
May	26,787	
June	26,808	

QUALITY

	Quantity	Base Number	Contract	AT	Region	England
% of FP17s for the same patient ID Re-attending within 3 months - Children	39	726	5.4%	10.6%	10.6%	11.4%
% of FP17s for the same patient ID Re-attending within 3 months - Adults	181	2,304	7.9%	16.2%	15.2%	15.4%
% of FP17s for the same patient ID Re-attending between 3 & 9 months - Children	463	726	63.8%	56.9%	62.3%	59.8%
% of FP17s for the same patient ID Re-attending between 3 & 9 months - Adults	1,534	2,304	66.6%	50.1%	53.3%	52.1%
% of FP17s for Band 1 Urgent Courses	107	2,645	4.0%	10.0%	9.7%	9.2%
% of FP17s Relating to Free Repair or Replacements	8	2,645	0.3%	0.5%	0.6%	0.7%
% of FP17s Relating to Continuations	0	2,645	0.0%	0.7%	0.8%	0.8%
% of Patients satisfied with the dentistry they have received	12	12	100.0%	92.0%	93.4%	93.4%
% of Patients satisfied with the time they had to wait for an appointment	12	12	100.0%	85.6%	86.8%	87.6%

* This is based on patients treated on this contract for their most recent course of treatment. Figures in italics indicate the base number of FP17s or Patient Questionnaire responses are less than 100. N/A is shown where the base number of responses is less than 10 during the period. % is calculated as Quantity/Base number*100

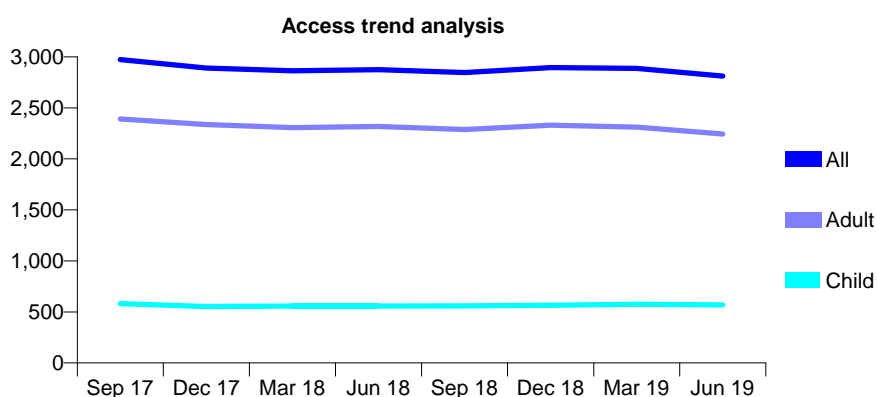
Q67 - Vital Signs At a Glance Contract Report for 573787/0001 - June 2019

Name or company name	MISS DM DALY
Contract type name	GDS Contract
Purpose of contract	General
Contract start date	01/04/2006
Contract end date	

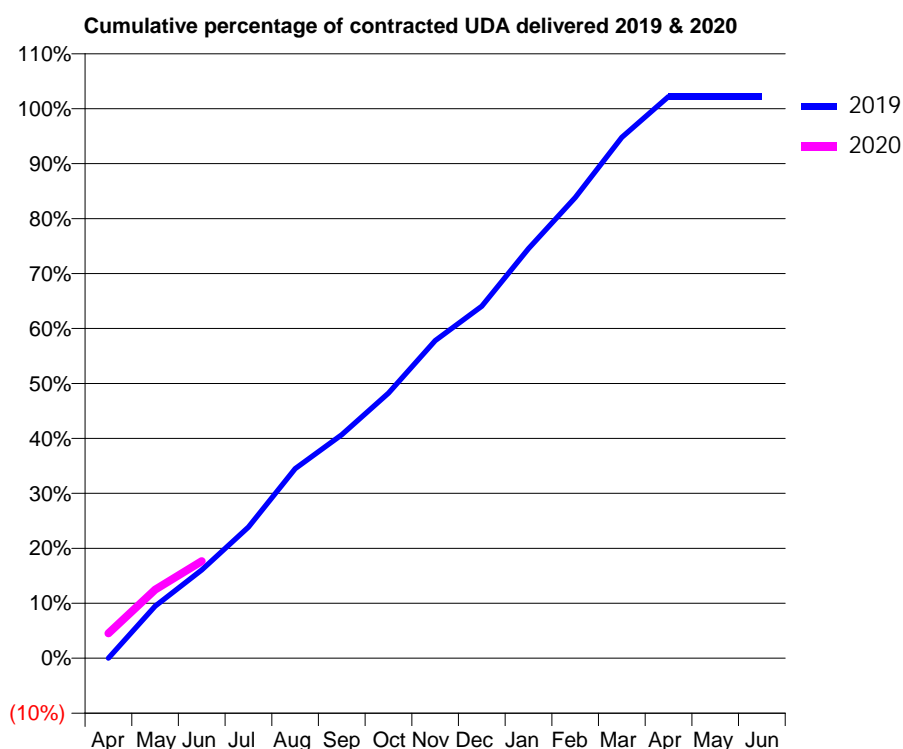
19/20 Contracted general activity (UDA)	7,166
Carry forward general activity (UDA)	0
19/20 Contracted orthodontic activity (UOA)	0
Carry forward orthodontic activity (UOA)	0
Baseline contract value	£181,357.27

ACCESS*

Patients seen in 24 months	Total	Change since previous quarter
Quarter ending June 2018	2,875	
Quarter ending September 2018	2,847	→
Quarter ending December 2018	2,895	→
Quarter ending March 2019	2,887	→
Quarter ending June 2019	2,812	↓
Variance since June 2018	(2.2%)	↓



ACTIVITY



Month	Adjusted Scheduled Activity (UDA)	
	2019	2020
April	0	324
May	680	894
June	1,151	1,265
July	1,710	
August	2,472	
September	2,915	
October	3,459	
November	4,141	
December	4,590	
January	5,341	
February	6,007	
March	6,792	
April	7,324	
May	7,324	
June	7,324	

QUALITY

	Quantity	Base Number	Contract	AT	Region	England
% of FP17s for the same patient ID Re-attending within 3 months - Children	10	181	5.5%	10.6%	10.6%	11.4%
% of FP17s for the same patient ID Re-attending within 3 months - Adults	108	732	14.8%	16.2%	15.2%	15.4%
% of FP17s for the same patient ID Re-attending between 3 & 9 months - Children	132	181	72.9%	56.9%	62.3%	59.8%
% of FP17s for the same patient ID Re-attending between 3 & 9 months - Adults	416	732	56.8%	50.1%	53.3%	52.1%
% of FP17s for Band 1 Urgent Courses	44	650	6.8%	10.0%	9.7%	9.2%
% of FP17s Relating to Free Repair or Replacements	7	650	1.1%	0.5%	0.6%	0.7%
% of FP17s Relating to Continuations	5	650	0.8%	0.7%	0.8%	0.8%
% of Patients satisfied with the dentistry they have received	4	4	N/A	92.0%	93.4%	93.4%
% of Patients satisfied with the time they had to wait for an appointment	4	4	N/A	85.6%	86.8%	87.6%

* This is based on patients treated on this contract for their most recent course of treatment.

Figures in italics indicate the base number of FP17s or Patient Questionnaire responses are less than 100. N/A is shown where the base number of responses is less than 10 during the period. % is calculated as Quantity/Base number*100

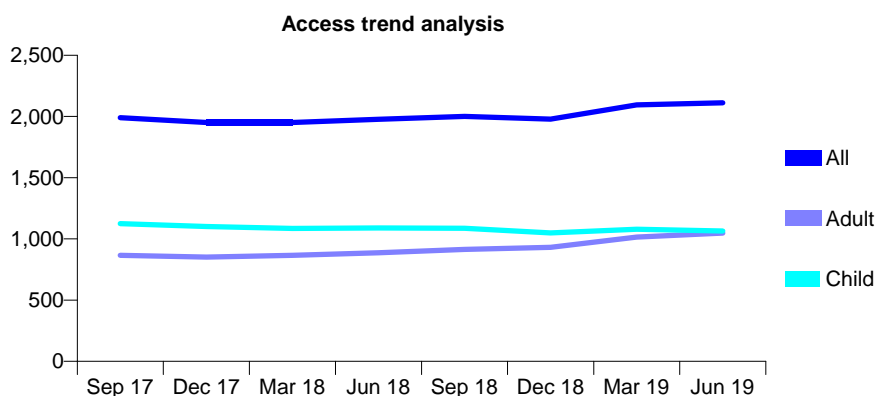
Q67 - Vital Signs At a Glance Contract Report for 574376/0001 - June 2019

Name or company name	Eustace and Partners
Contract type name	GDS Contract
Purpose of contract	General
Contract start date	01/12/2013
Contract end date	

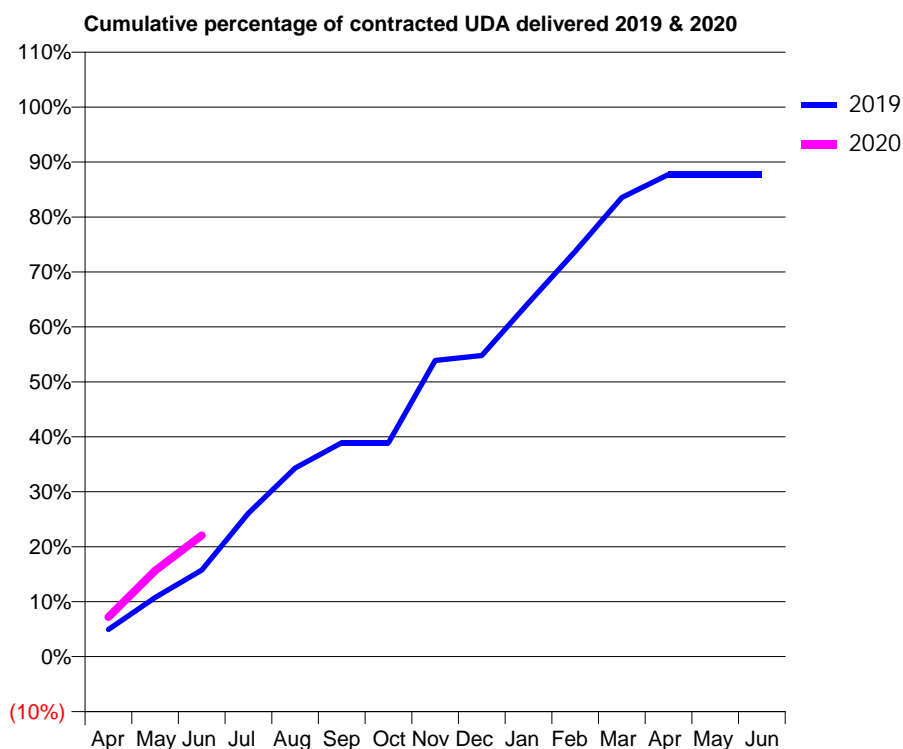
19/20 Contracted general activity (UDA)	4,400
Carry forward general activity (UDA)	0
19/20 Contracted orthodontic activity (UOA)	0
Carry forward orthodontic activity (UOA)	0
Baseline contract value	£109,489.72

ACCESS*

Patients seen in 24 months	Total	Change since previous quarter
Quarter ending June 2018	1,977	
Quarter ending September 2018	2,001	→
Quarter ending December 2018	1,979	↓
Quarter ending March 2019	2,094	↑
Quarter ending June 2019	2,112	→
Variance since June 2018	6.8%	↑



ACTIVITY



Month	Adjusted Scheduled Activity (UDA)	
	2019	2020
April	217	318
May	474	689
June	692	971
July	1,149	
August	1,510	
September	1,713	
October	1,713	
November	2,371	
December	2,410	
January	2,832	
February	3,245	
March	3,675	
April	3,860	
May	3,860	
June	3,860	

QUALITY

	Quantity	Base Number	Contract	AT	Region	England
% of FP17s for the same patient ID Re-attending within 3 months - Children	21	401	5.2%	10.6%	10.6%	11.4%
% of FP17s for the same patient ID Re-attending within 3 months - Adults	30	315	9.5%	16.2%	15.2%	15.4%
% of FP17s for the same patient ID Re-attending between 3 & 9 months - Children	197	401	49.1%	56.9%	62.3%	59.8%
% of FP17s for the same patient ID Re-attending between 3 & 9 months - Adults	150	315	47.6%	50.1%	53.3%	52.1%
% of FP17s for Band 1 Urgent Courses	2	596	0.3%	10.0%	9.7%	9.2%
% of FP17s Relating to Free Repair or Replacements	0	596	0.0%	0.5%	0.6%	0.7%
% of FP17s Relating to Continuations	1	596	0.2%	0.7%	0.8%	0.8%
% of Patients satisfied with the dentistry they have received	0	0	N/A	92.0%	93.4%	93.4%
% of Patients satisfied with the time they had to wait for an appointment	0	0	N/A	85.6%	86.8%	87.6%

* This is based on patients treated on this contract for their most recent course of treatment. Figures in italics indicate the base number of FP17s or Patient Questionnaire responses are less than 100. N/A is shown where the base number of responses is less than 10 during the period. % is calculated as Quantity/Base number*100

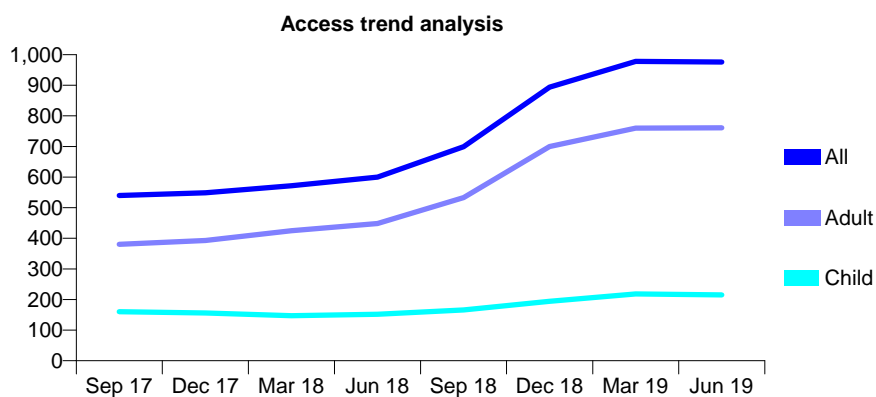
Q67 - Vital Signs At a Glance Contract Report for 629871/0003 - June 2019

Name or company name	Browne, Laurens & Myint Dental Partnershi
Contract type name	GDS Contract
Purpose of contract	General
Contract start date	01/09/2013
Contract end date	

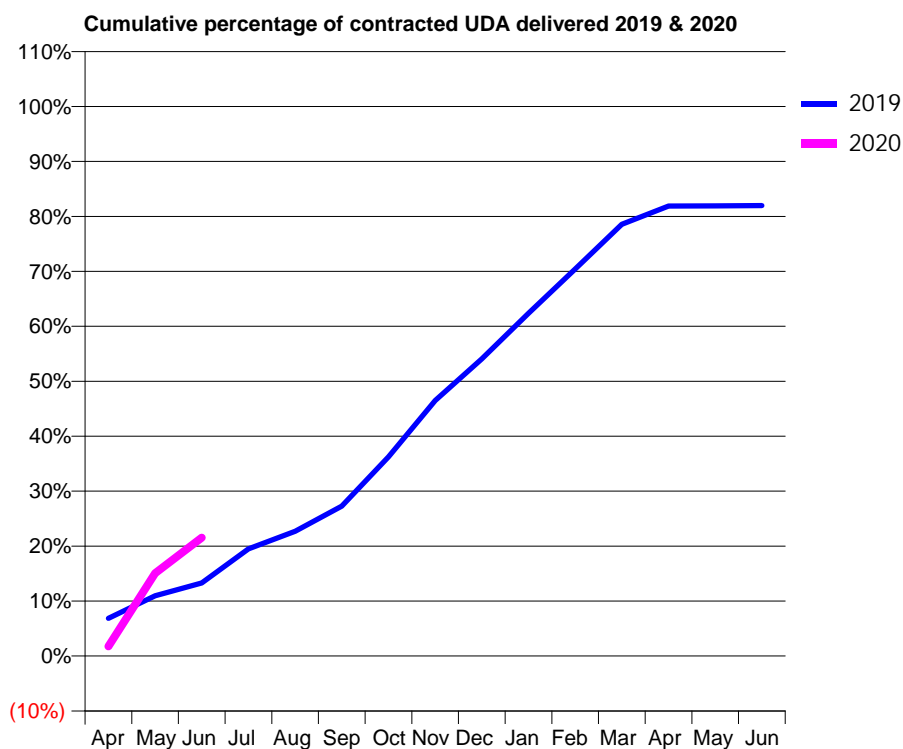
19/20 Contracted general activity (UDA)	1,765
Carry forward general activity (UDA)	0
19/20 Contracted orthodontic activity (UOA)	0
Carry forward orthodontic activity (UOA)	0
Baseline contract value	£51,591.40

ACCESS*

Patients seen in 24 months	Total	Change since previous quarter
Quarter ending June 2018	600	
Quarter ending September 2018	699	↑
Quarter ending December 2018	894	↑
Quarter ending March 2019	978	↑
Quarter ending June 2019	976	→
Variance since June 2018	62.7%	↑



ACTIVITY



Month	Adjusted Scheduled Activity (UDA)	
	2019	2020
April	190	31
May	303	266
June	368	380
July	539	
August	628	
September	755	
October	1,002	
November	1,285	
December	1,495	
January	1,724	
February	1,948	
March	2,172	
April	2,264	
May	2,265	
June	2,266	

QUALITY

	Quantity	Base Number	Contract	AT	Region	England
% of FP17s for the same patient ID Re-attending within 3 months - Children	5	79	6.3%	10.6%	10.6%	11.4%
% of FP17s for the same patient ID Re-attending within 3 months - Adults	29	213	13.6%	16.2%	15.2%	15.4%
% of FP17s for the same patient ID Re-attending between 3 & 9 months - Children	50	79	63.3%	56.9%	62.3%	59.8%
% of FP17s for the same patient ID Re-attending between 3 & 9 months - Adults	139	213	65.3%	50.1%	53.3%	52.1%
% of FP17s for Band 1 Urgent Courses	26	236	11.0%	10.0%	9.7%	9.2%
% of FP17s Relating to Free Repair or Replacements	3	236	1.3%	0.5%	0.6%	0.7%
% of FP17s Relating to Continuations	0	236	0.0%	0.7%	0.8%	0.8%
% of Patients satisfied with the dentistry they have received	1	1	N/A	92.0%	93.4%	93.4%
% of Patients satisfied with the time they had to wait for an appointment	1	1	N/A	85.6%	86.8%	87.6%

* This is based on patients treated on this contract for their most recent course of treatment. Figures in italics indicate the base number of FP17s or Patient Questionnaire responses are less than 100. N/A is shown where the base number of responses is less than 10 during the period. % is calculated as Quantity/Base number*100

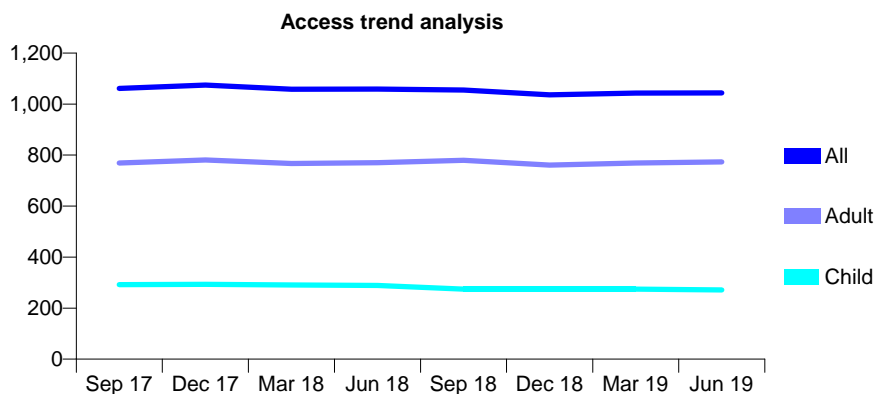
Q67 - Vital Signs At a Glance Contract Report for 630047/0001 - June 2019

Name or company name	MISS JH FORRYAN
Contract type name	GDS Contract
Purpose of contract	General
Contract start date	01/04/2006
Contract end date	

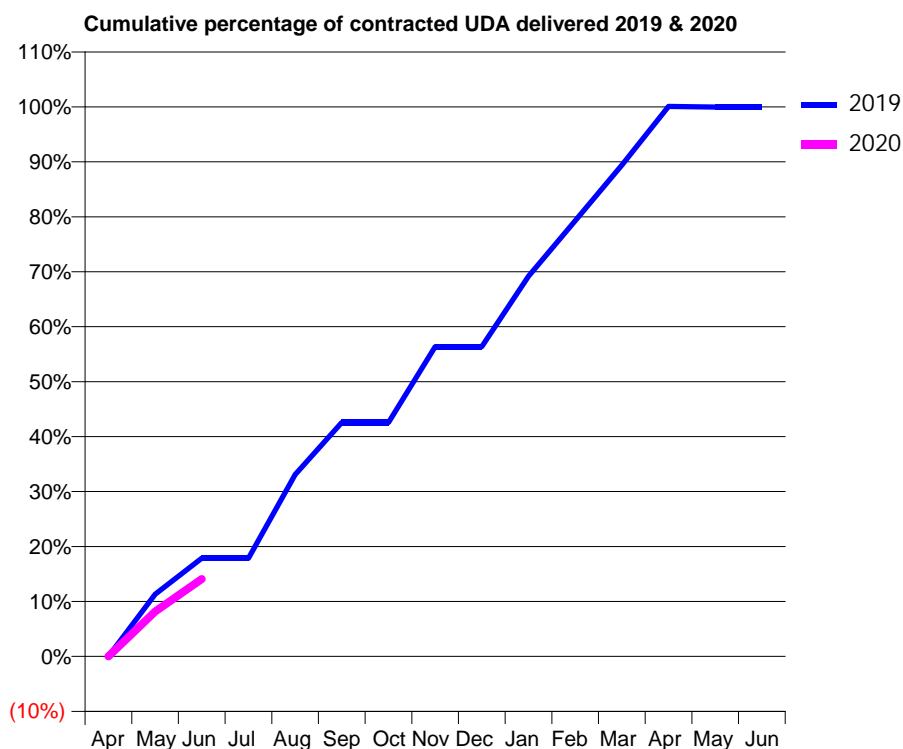
19/20 Contracted general activity (UDA)	2,376
Carry forward general activity (UDA)	0
19/20 Contracted orthodontic activity (UOA)	0
Carry forward orthodontic activity (UOA)	0
Baseline contract value	£54,660.50

ACCESS*

Patients seen in 24 months	Total	Change since previous quarter
Quarter ending June 2018	1,059	
Quarter ending September 2018	1,055	→
Quarter ending December 2018	1,036	↓
Quarter ending March 2019	1,043	→
Quarter ending June 2019	1,044	→
Variance since June 2018	(1.4%)	↓



ACTIVITY



Month	Adjusted Scheduled Activity (UDA)	
	2019	2020
April	0	0
May	269	194
June	424	335
July	424	
August	786	
September	1,011	
October	1,011	
November	1,339	
December	1,339	
January	1,643	
February	1,884	
March	2,124	
April	2,378	
May	2,375	
June	2,375	

QUALITY

	Quantity	Base Number	Contract	AT	Region	England
% of FP17s for the same patient ID Re-attending within 3 months - Children	2	92	2.2%	10.6%	10.6%	11.4%
% of FP17s for the same patient ID Re-attending within 3 months - Adults	11	197	5.6%	16.2%	15.2%	15.4%
% of FP17s for the same patient ID Re-attending between 3 & 9 months - Children	43	92	46.7%	56.9%	62.3%	59.8%
% of FP17s for the same patient ID Re-attending between 3 & 9 months - Adults	57	197	28.9%	50.1%	53.3%	52.1%
% of FP17s for Band 1 Urgent Courses	9	185	4.9%	10.0%	9.7%	9.2%
% of FP17s Relating to Free Repair or Replacements	0	185	0.0%	0.5%	0.6%	0.7%
% of FP17s Relating to Continuations	2	185	1.1%	0.7%	0.8%	0.8%
% of Patients satisfied with the dentistry they have received	2	2	N/A	92.0%	93.4%	93.4%
% of Patients satisfied with the time they had to wait for an appointment	2	2	N/A	85.6%	86.8%	87.6%

* This is based on patients treated on this contract for their most recent course of treatment. Figures in italics indicate the base number of FP17s or Patient Questionnaire responses are less than 100. N/A is shown where the base number of responses is less than 10 during the period. % is calculated as Quantity/Base number*100

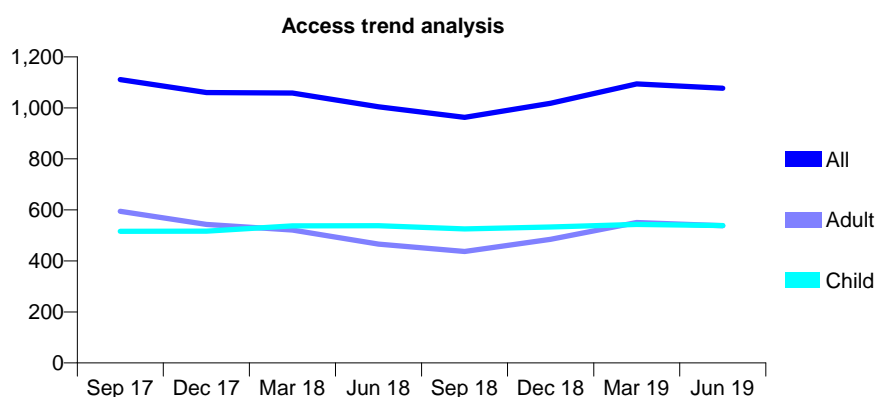
Q67 - Vital Signs At a Glance Contract Report for 636576/0001 - June 2019

Name or company name	Mr D Patel and Mr B Patel
Contract type name	GDS Contract
Purpose of contract	General
Contract start date	01/04/2006
Contract end date	

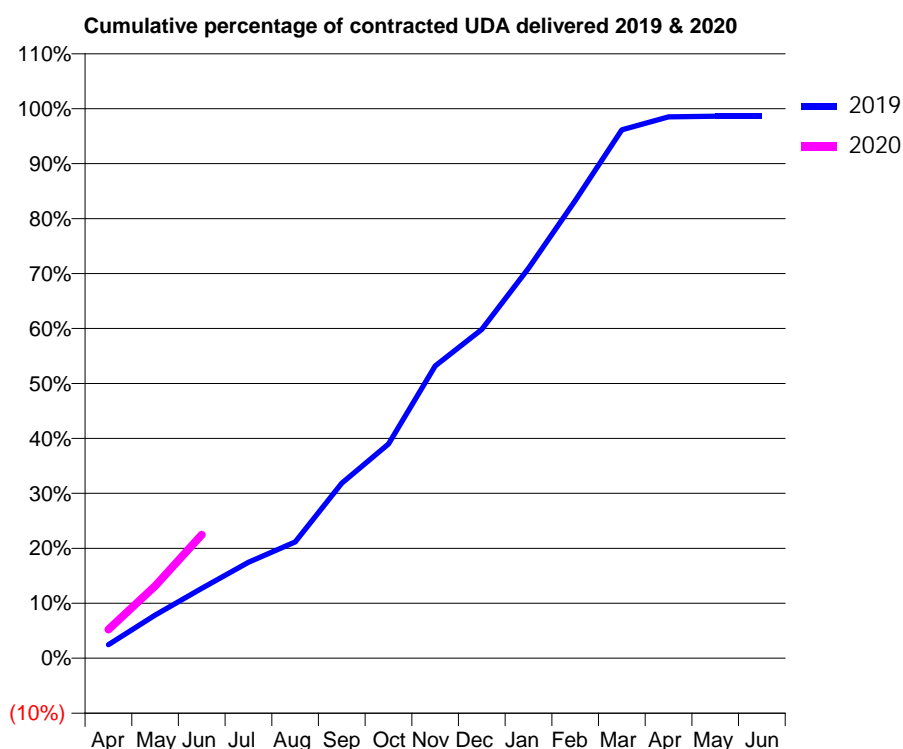
19/20 Contracted general activity (UDA)	2,500
Carry forward general activity (UDA)	0
19/20 Contracted orthodontic activity (UOA)	0
Carry forward orthodontic activity (UOA)	0
Baseline contract value	£63,682.04

ACCESS*

Patients seen in 24 months	Total	Change since previous quarter
Quarter ending June 2018	1,004	
Quarter ending September 2018	963	↓
Quarter ending December 2018	1,018	↑
Quarter ending March 2019	1,094	↑
Quarter ending June 2019	1,077	↓
Variance since June 2018	7.3%	↑



ACTIVITY



Month	2019	2020
April	62	131
May	196	329
June	318	561
July	436	
August	529	
September	796	
October	974	
November	1,330	
December	1,496	
January	1,774	
February	2,082	
March	2,404	
April	2,463	
May	2,466	
June	2,466	

QUALITY

	Quantity	Base Number	Contract	AT	Region	England
% of FP17s for the same patient ID Re-attending within 3 months - Children	17	194	8.8%	10.6%	10.6%	11.4%
% of FP17s for the same patient ID Re-attending within 3 months - Adults	13	143	9.1%	16.2%	15.2%	15.4%
% of FP17s for the same patient ID Re-attending between 3 & 9 months - Children	128	194	66.0%	56.9%	62.3%	59.8%
% of FP17s for the same patient ID Re-attending between 3 & 9 months - Adults	72	143	50.3%	50.1%	53.3%	52.1%
% of FP17s for Band 1 Urgent Courses	16	301	5.3%	10.0%	9.7%	9.2%
% of FP17s Relating to Free Repair or Replacements	2	301	0.7%	0.5%	0.6%	0.7%
% of FP17s Relating to Continuations	0	301	0.0%	0.7%	0.8%	0.8%
% of Patients satisfied with the dentistry they have received	1	1	N/A	92.0%	93.4%	93.4%
% of Patients satisfied with the time they had to wait for an appointment	1	1	N/A	85.6%	86.8%	87.6%

* This is based on patients treated on this contract for their most recent course of treatment.

Figures in italics indicate the base number of FP17s or Patient Questionnaire responses are less than 100. N/A is shown where the base number of responses is less than 10 during the period. % is calculated as Quantity/Base number*100

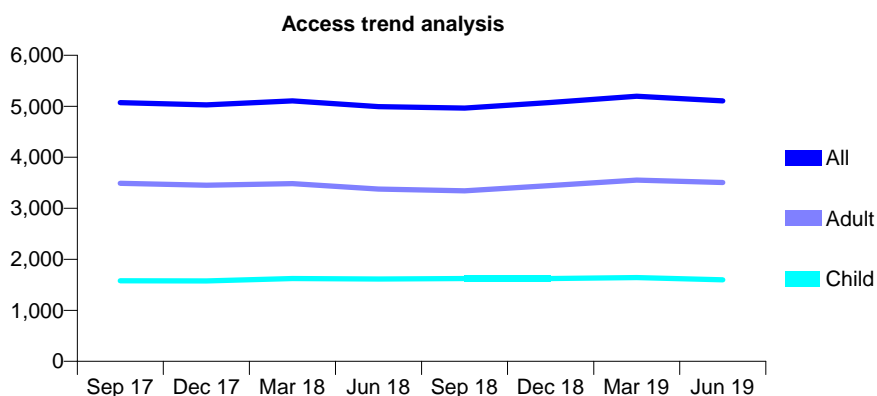
Q67 - Vital Signs At a Glance Contract Report for 638323/0001 - June 2019

Name or company name	MR SS PHOTAY
Contract type name	GDS Contract
Purpose of contract	General
Contract start date	01/04/2006
Contract end date	

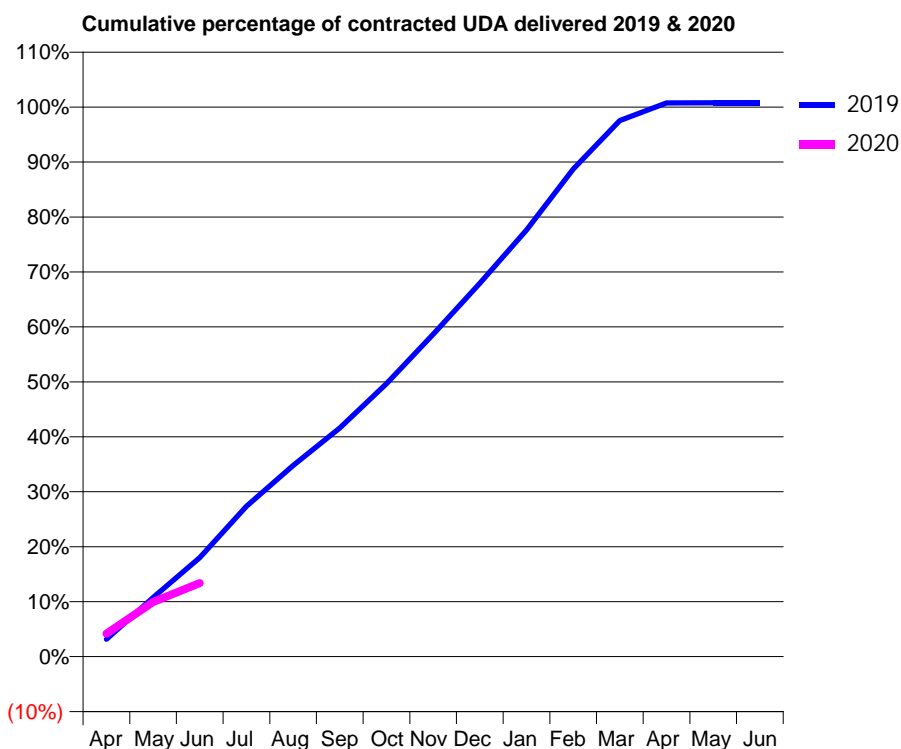
19/20 Contracted general activity (UDA)	12,702
Carry forward general activity (UDA)	0
19/20 Contracted orthodontic activity (UOA)	0
Carry forward orthodontic activity (UOA)	0
Baseline contract value	£321,462.45

ACCESS*

Patients seen in 24 months	Total	Change since previous quarter
Quarter ending June 2018	4,992	
Quarter ending September 2018	4,965	→
Quarter ending December 2018	5,073	↑
Quarter ending March 2019	5,196	↑
Quarter ending June 2019	5,107	↓
Variance since June 2018	2.3%	↑



ACTIVITY



Month	Adjusted Scheduled Activity (UDA)	
	2019	2020
April	401	530
May	1,367	1,262
June	2,290	1,700
July	3,475	
August	4,419	
September	5,285	
October	6,308	
November	7,453	
December	8,629	
January	9,859	
February	11,268	
March	12,390	
April	12,795	
May	12,798	
June	12,798	

QUALITY

	Quantity	Base Number	Contract	AT	Region	England
% of FP17s for the same patient ID Re-attending within 3 months - Children	33	293	11.3%	10.6%	10.6%	11.4%
% of FP17s for the same patient ID Re-attending within 3 months - Adults	91	661	13.8%	16.2%	15.2%	15.4%
% of FP17s for the same patient ID Re-attending between 3 & 9 months - Children	113	293	38.6%	56.9%	62.3%	59.8%
% of FP17s for the same patient ID Re-attending between 3 & 9 months - Adults	259	661	39.2%	50.1%	53.3%	52.1%
% of FP17s for Band 1 Urgent Courses	123	805	15.3%	10.0%	9.7%	9.2%
% of FP17s Relating to Free Repair or Replacements	13	805	1.6%	0.5%	0.6%	0.7%
% of FP17s Relating to Continuations	13	805	1.6%	0.7%	0.8%	0.8%
% of Patients satisfied with the dentistry they have received	4	4	N/A	92.0%	93.4%	93.4%
% of Patients satisfied with the time they had to wait for an appointment	3	4	N/A	85.6%	86.8%	87.6%

* This is based on patients treated on this contract for their most recent course of treatment. Figures in italics indicate the base number of FP17s or Patient Questionnaire responses are less than 100. N/A is shown where the base number of responses is less than 10 during the period. % is calculated as Quantity/Base number*100

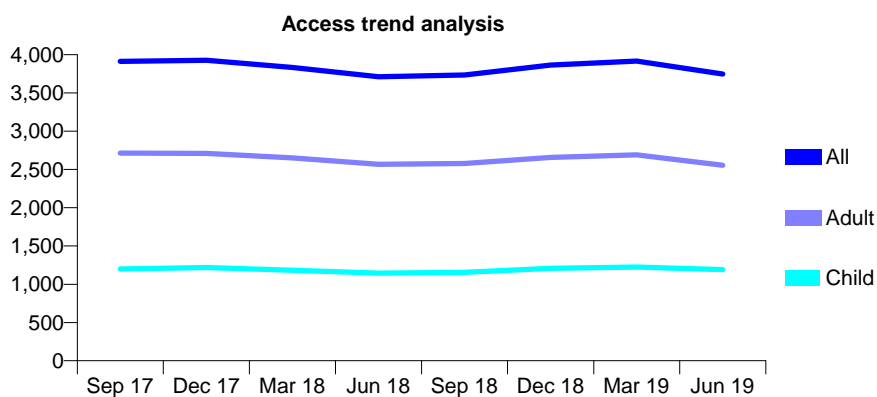
Q67 - Vital Signs At a Glance Contract Report for 638323/0002 - June 2019

Name or company name	MR SS PHOTAY
Contract type name	GDS Contract
Purpose of contract	General
Contract start date	01/04/2006
Contract end date	

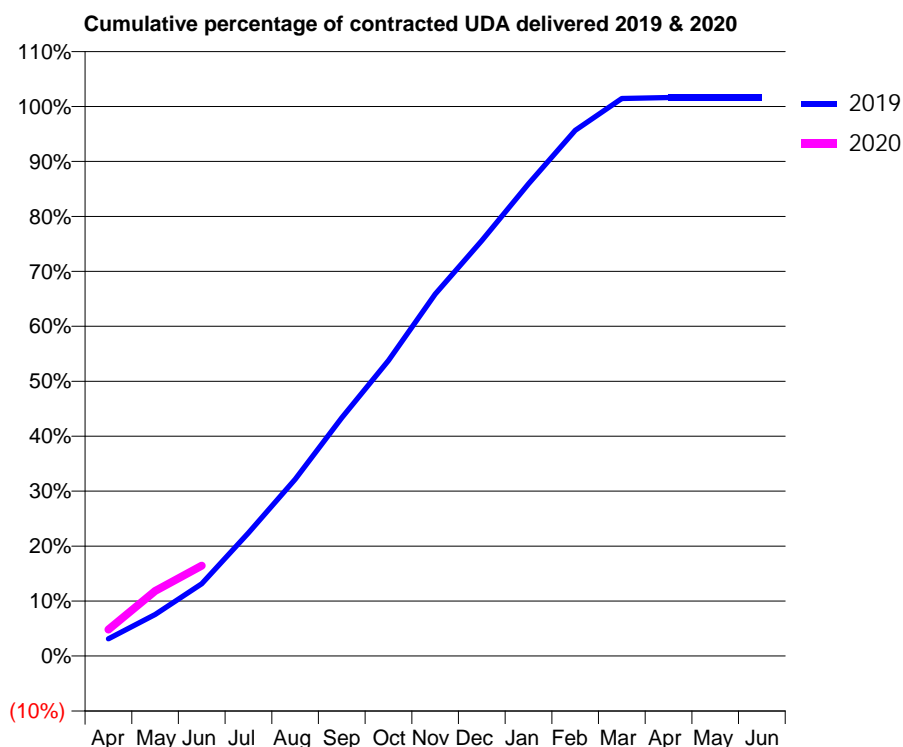
19/20 Contracted general activity (UDA)	10,254
Carry forward general activity (UDA)	0
19/20 Contracted orthodontic activity (UOA)	0
Carry forward orthodontic activity (UOA)	0
Baseline contract value	£259,508.41

ACCESS*

Patients seen in 24 months	Total	Change since previous quarter
Quarter ending June 2018	3,711	
Quarter ending September 2018	3,734	→
Quarter ending December 2018	3,864	↑
Quarter ending March 2019	3,915	→
Quarter ending June 2019	3,746	↓
Variance since June 2018	0.9%	→



ACTIVITY



Month	Adjusted Scheduled Activity (UDA)	
	2019	2020
April	321	493
May	775	1,213
June	1,351	1,686
July	2,297	
August	3,299	
September	4,446	
October	5,514	
November	6,754	
December	7,751	
January	8,811	
February	9,809	
March	10,402	
April	10,420	
May	10,420	
June	10,420	

QUALITY

	Quantity	Base Number	Contract	AT	Region	England
% of FP17s for the same patient ID Re-attending within 3 months - Children	15	231	6.5%	10.6%	10.6%	11.4%
% of FP17s for the same patient ID Re-attending within 3 months - Adults	77	490	15.7%	16.2%	15.2%	15.4%
% of FP17s for the same patient ID Re-attending between 3 & 9 months - Children	121	231	52.4%	56.9%	62.3%	59.8%
% of FP17s for the same patient ID Re-attending between 3 & 9 months - Adults	238	490	48.6%	50.1%	53.3%	52.1%
% of FP17s for Band 1 Urgent Courses	103	711	14.5%	10.0%	9.7%	9.2%
% of FP17s Relating to Free Repair or Replacements	1	711	0.1%	0.5%	0.6%	0.7%
% of FP17s Relating to Continuations	4	711	0.6%	0.7%	0.8%	0.8%
% of Patients satisfied with the dentistry they have received	1	1	N/A	92.0%	93.4%	93.4%
% of Patients satisfied with the time they had to wait for an appointment	1	1	N/A	85.6%	86.8%	87.6%

* This is based on patients treated on this contract for their most recent course of treatment. Figures in italics indicate the base number of FP17s or Patient Questionnaire responses are less than 100. N/A is shown where the base number of responses is less than 10 during the period. % is calculated as Quantity/Base number*100

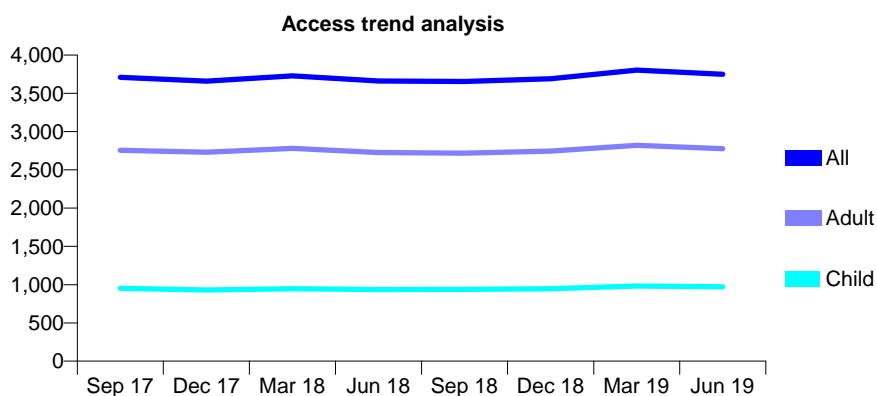
Q67 - Vital Signs At a Glance Contract Report for 638323/0003 - June 2019

Name or company name	MR SS PHOTAY
Contract type name	GDS Contract
Purpose of contract	General
Contract start date	01/04/2006
Contract end date	

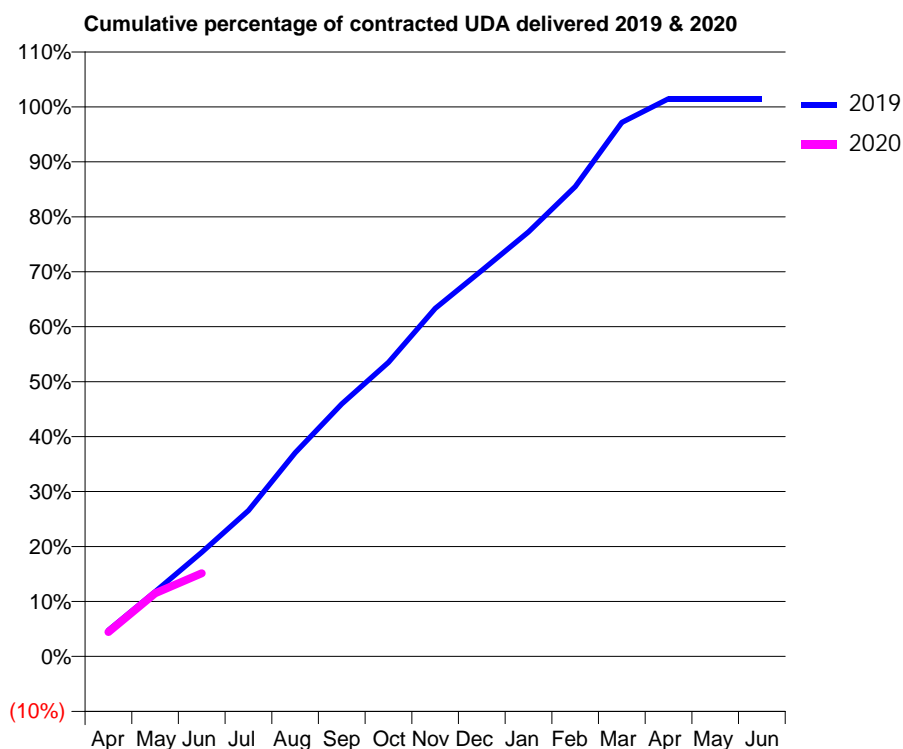
19/20 Contracted general activity (UDA)	9,000
Carry forward general activity (UDA)	0
19/20 Contracted orthodontic activity (UOA)	0
Carry forward orthodontic activity (UOA)	0
Baseline contract value	£227,772.17

ACCESS*

Patients seen in 24 months	Total	Change since previous quarter
Quarter ending June 2018	3,661	
Quarter ending September 2018	3,656	→
Quarter ending December 2018	3,691	→
Quarter ending March 2019	3,804	↑
Quarter ending June 2019	3,750	↓
Variance since June 2018	2.4%	↑



ACTIVITY



Month	2019	2020
April	429	402
May	1,060	1,033
June	1,704	1,361
July	2,391	
August	3,337	
September	4,135	
October	4,818	
November	5,699	
December	6,319	
January	6,952	
February	7,694	
March	8,746	
April	9,133	
May	9,132	
June	9,132	

QUALITY

	Quantity	Base Number	Contract	AT	Region	England
% of FP17s for the same patient ID Re-attending within 3 months - Children	16	243	6.6%	10.6%	10.6%	11.4%
% of FP17s for the same patient ID Re-attending within 3 months - Adults	59	578	10.2%	16.2%	15.2%	15.4%
% of FP17s for the same patient ID Re-attending between 3 & 9 months - Children	100	243	41.2%	56.9%	62.3%	59.8%
% of FP17s for the same patient ID Re-attending between 3 & 9 months - Adults	265	578	45.8%	50.1%	53.3%	52.1%
% of FP17s for Band 1 Urgent Courses	42	670	6.3%	10.0%	9.7%	9.2%
% of FP17s Relating to Free Repair or Replacements	5	670	0.7%	0.5%	0.6%	0.7%
% of FP17s Relating to Continuations	5	670	0.7%	0.7%	0.8%	0.8%
% of Patients satisfied with the dentistry they have received	1	1	N/A	92.0%	93.4%	93.4%
% of Patients satisfied with the time they had to wait for an appointment	1	1	N/A	85.6%	86.8%	87.6%

* This is based on patients treated on this contract for their most recent course of treatment. Figures in italics indicate the base number of FP17s or Patient Questionnaire responses are less than 100. N/A is shown where the base number of responses is less than 10 during the period. % is calculated as Quantity/Base number*100

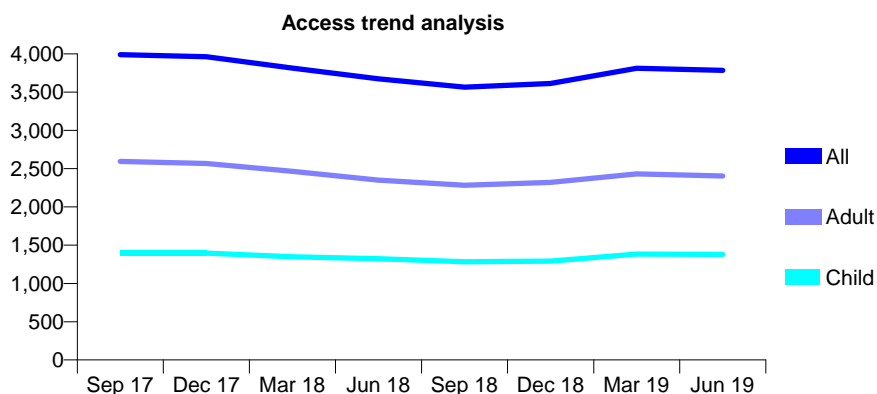
Q67 - Vital Signs At a Glance Contract Report for 638323/0004 - June 2019

Name or company name	MR SS PHOTAY
Contract type name	GDS Contract
Purpose of contract	General
Contract start date	01/04/2006
Contract end date	

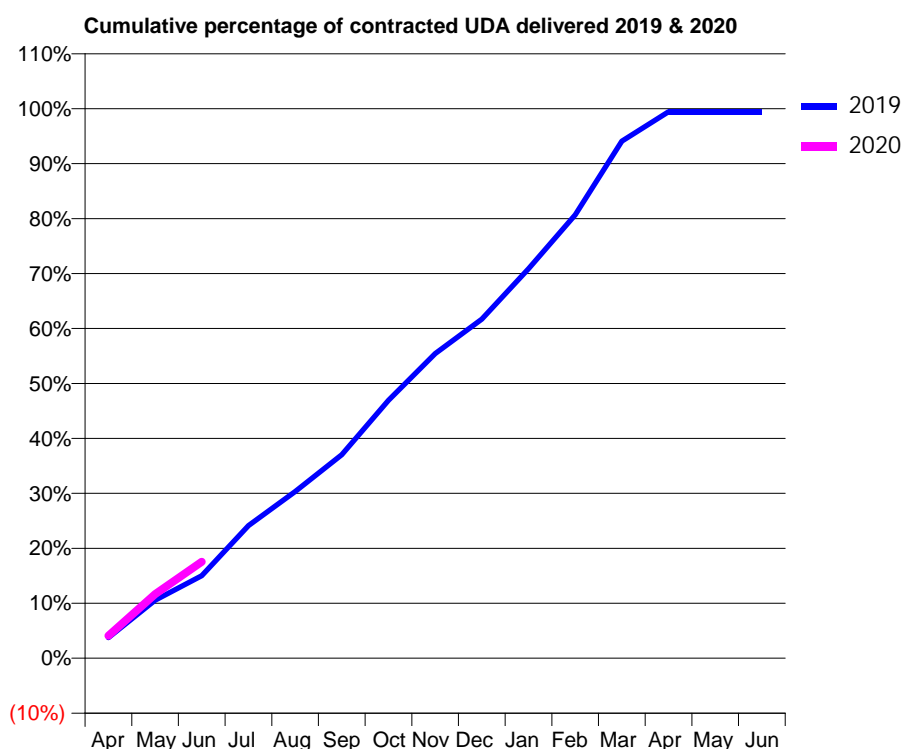
19/20 Contracted general activity (UDA)	10,500
Carry forward general activity (UDA)	0
19/20 Contracted orthodontic activity (UOA)	0
Carry forward orthodontic activity (UOA)	0
Baseline contract value	£265,734.20

ACCESS*

Patients seen in 24 months	Total	Change since previous quarter
Quarter ending June 2018	3,674	
Quarter ending September 2018	3,566	↓
Quarter ending December 2018	3,613	→
Quarter ending March 2019	3,813	↑
Quarter ending June 2019	3,785	→
Variance since June 2018	3.0%	↑



ACTIVITY



Month	2019	2020
April	392	430
May	1,109	1,224
June	1,577	1,843
July	2,535	
August	3,183	
September	3,888	
October	4,928	
November	5,820	
December	6,478	
January	7,442	
February	8,471	
March	9,877	
April	10,441	
May	10,441	
June	10,441	

QUALITY

	Quantity	Base Number	Contract	AT	Region	England
% of FP17s for the same patient ID Re-attending within 3 months - Children	34	453	7.5%	10.6%	10.6%	11.4%
% of FP17s for the same patient ID Re-attending within 3 months - Adults	87	744	11.7%	16.2%	15.2%	15.4%
% of FP17s for the same patient ID Re-attending between 3 & 9 months - Children	234	453	51.7%	56.9%	62.3%	59.8%
% of FP17s for the same patient ID Re-attending between 3 & 9 months - Adults	387	744	52.0%	50.1%	53.3%	52.1%
% of FP17s for Band 1 Urgent Courses	56	991	5.7%	10.0%	9.7%	9.2%
% of FP17s Relating to Free Repair or Replacements	11	991	1.1%	0.5%	0.6%	0.7%
% of FP17s Relating to Continuations	7	991	0.7%	0.7%	0.8%	0.8%
% of Patients satisfied with the dentistry they have received	2	2	N/A	92.0%	93.4%	93.4%
% of Patients satisfied with the time they had to wait for an appointment	2	2	N/A	85.6%	86.8%	87.6%

* This is based on patients treated on this contract for their most recent course of treatment.

Figures in italics indicate the base number of FP17s or Patient Questionnaire responses are less than 100. N/A is shown where the base number of responses is less than 10 during the period. % is calculated as Quantity/Base number*100

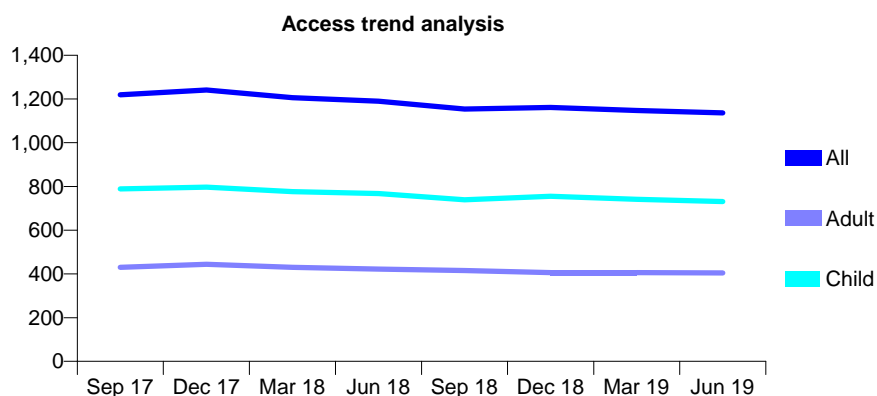
Q67 - Vital Signs At a Glance Contract Report for 639338/0001 - June 2019

Name or company name	MR MR ROBINSON
Contract type name	GDS Contract
Purpose of contract	General
Contract start date	01/04/2006
Contract end date	

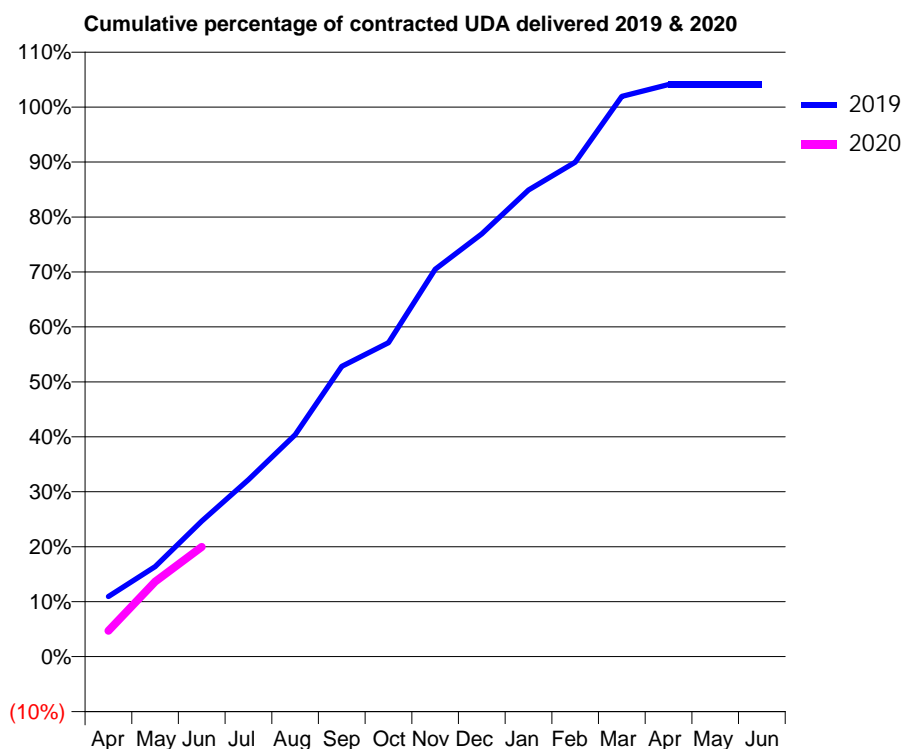
19/20 Contracted general activity (UDA)	2,580
Carry forward general activity (UDA)	0
19/20 Contracted orthodontic activity (UOA)	0
Carry forward orthodontic activity (UOA)	0
Baseline contract value	£65,294.67

ACCESS*

Patients seen in 24 months	Total	Change since previous quarter
Quarter ending June 2018	1,190	
Quarter ending September 2018	1,154	↓
Quarter ending December 2018	1,161	→
Quarter ending March 2019	1,147	↓
Quarter ending June 2019	1,136	→
Variance since June 2018	(4.5%)	↓



ACTIVITY



Month	Adjusted Scheduled Activity (UDA)	
	2019	2020
April	282	121
May	423	352
June	636	515
July	830	
August	1,041	
September	1,362	
October	1,474	
November	1,818	
December	1,984	
January	2,190	
February	2,321	
March	2,630	
April	2,686	
May	2,686	
June	2,686	

QUALITY

	Quantity	Base Number	Contract	AT	Region	England
% of FP17s for the same patient ID Re-attending within 3 months - Children	12	237	5.1%	10.6%	10.6%	11.4%
% of FP17s for the same patient ID Re-attending within 3 months - Adults	8	81	9.9%	16.2%	15.2%	15.4%
% of FP17s for the same patient ID Re-attending between 3 & 9 months - Children	188	237	79.3%	56.9%	62.3%	59.8%
% of FP17s for the same patient ID Re-attending between 3 & 9 months - Adults	46	81	56.8%	50.1%	53.3%	52.1%
% of FP17s for Band 1 Urgent Courses	1	293	0.3%	10.0%	9.7%	9.2%
% of FP17s Relating to Free Repair or Replacements	0	293	0.0%	0.5%	0.6%	0.7%
% of FP17s Relating to Continuations	0	293	0.0%	0.7%	0.8%	0.8%
% of Patients satisfied with the dentistry they have received	0	0	N/A	92.0%	93.4%	93.4%
% of Patients satisfied with the time they had to wait for an appointment	0	0	N/A	85.6%	86.8%	87.6%

* This is based on patients treated on this contract for their most recent course of treatment. Figures in italics indicate the base number of FP17s or Patient Questionnaire responses are less than 100. N/A is shown where the base number of responses is less than 10 during the period. % is calculated as Quantity/Base number*100

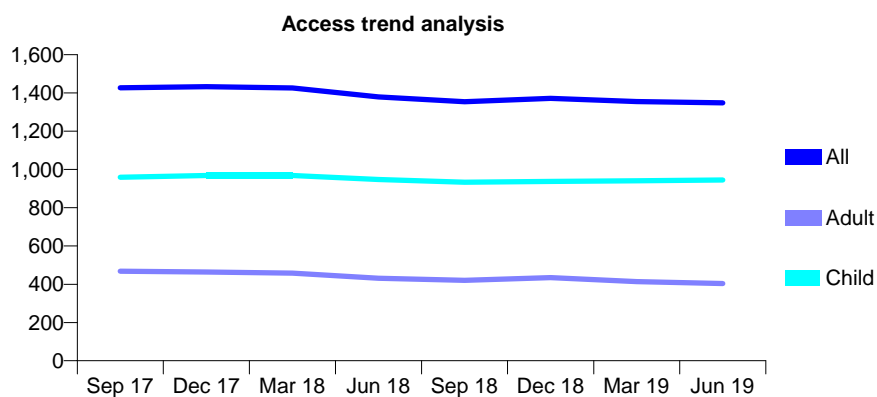
Q67 - Vital Signs At a Glance Contract Report for 651117/0001 - June 2019

Name or company name	MR GS DORMAN
Contract type name	GDS Contract
Purpose of contract	General
Contract start date	01/04/2006
Contract end date	

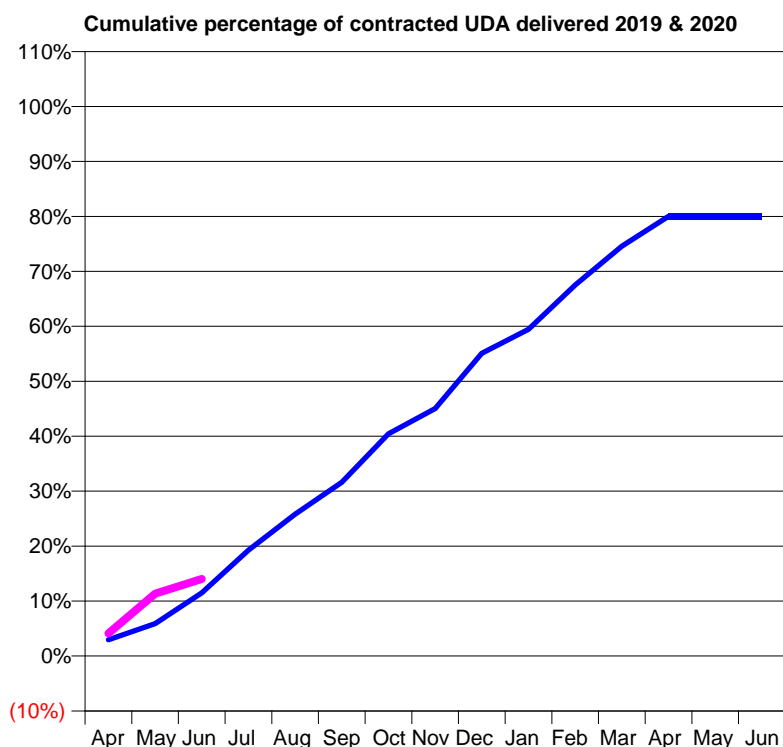
19/20 Contracted general activity (UDA)	3,807
Carry forward general activity (UDA)	0
19/20 Contracted orthodontic activity (UOA)	0
Carry forward orthodontic activity (UOA)	0
Baseline contract value	£96,347.63

ACCESS*

Patients seen in 24 months	Total	Change since previous quarter
Quarter ending June 2018	1,379	
Quarter ending September 2018	1,354	↓
Quarter ending December 2018	1,372	→
Quarter ending March 2019	1,355	↓
Quarter ending June 2019	1,348	→
Variance since June 2018	(2.2%)	↓



ACTIVITY



Month	Adjusted Scheduled Activity (UDA)	
	2019	2020
April	113	158
May	225	432
June	437	533
July	733	
August	983	
September	1,203	
October	1,540	
November	1,715	
December	2,098	
January	2,264	
February	2,570	
March	2,839	
April	3,047	
May	3,047	
June	3,047	

QUALITY

	Quantity	Base Number	Contract	AT	Region	England
% of FP17s for the same patient ID Re-attending within 3 months - Children	23	344	6.7%	10.6%	10.6%	11.4%
% of FP17s for the same patient ID Re-attending within 3 months - Adults	29	110	26.4%	16.2%	15.2%	15.4%
% of FP17s for the same patient ID Re-attending between 3 & 9 months - Children	235	344	68.3%	56.9%	62.3%	59.8%
% of FP17s for the same patient ID Re-attending between 3 & 9 months - Adults	59	110	53.6%	50.1%	53.3%	52.1%
% of FP17s for Band 1 Urgent Courses	11	346	3.2%	10.0%	9.7%	9.2%
% of FP17s Relating to Free Repair or Replacements	0	346	0.0%	0.5%	0.6%	0.7%
% of FP17s Relating to Continuations	0	346	0.0%	0.7%	0.8%	0.8%
% of Patients satisfied with the dentistry they have received	2	2	N/A	92.0%	93.4%	93.4%
% of Patients satisfied with the time they had to wait for an appointment	2	2	N/A	85.6%	86.8%	87.6%

* This is based on patients treated on this contract for their most recent course of treatment. Figures in italics indicate the base number of FP17s or Patient Questionnaire responses are less than 100. N/A is shown where the base number of responses is less than 10 during the period. % is calculated as Quantity/Base number*100

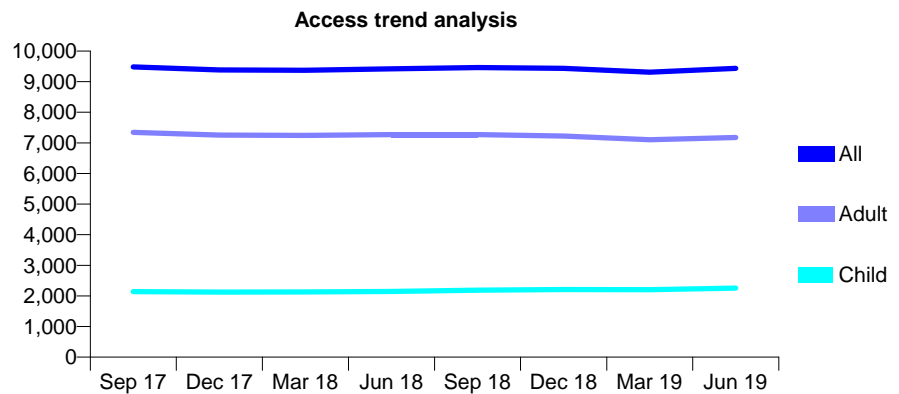
Q67 - Vital Signs At a Glance Contract Report for 653136/0001 - June 2019

Name or company name	MS EJ HARTLE
Contract type name	GDS Contract
Purpose of contract	General
Contract start date	01/04/2006
Contract end date	

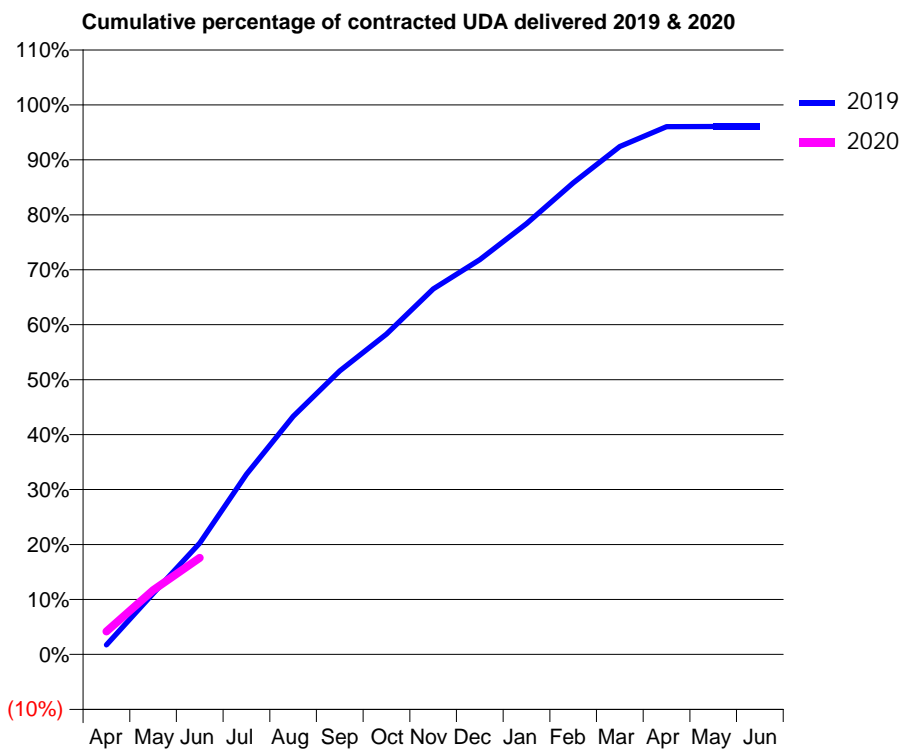
19/20 Contracted general activity (UDA)	25,466
Carry forward general activity (UDA)	0
19/20 Contracted orthodontic activity (UOA)	0
Carry forward orthodontic activity (UOA)	0
Baseline contract value	£644,630.84

ACCESS*

Patients seen in 24 months	Total	Change since previous quarter
Quarter ending June 2018	9,418	
Quarter ending September 2018	9,460	→
Quarter ending December 2018	9,435	→
Quarter ending March 2019	9,310	↓
Quarter ending June 2019	9,434	→
Variance since June 2018	0.2%	→



ACTIVITY



Month	2019	2020
April	381	1,066
May	2,439	2,977
June	4,455	4,478
July	7,212	
August	9,532	
September	11,355	
October	12,824	
November	14,630	
December	15,799	
January	17,241	
February	18,872	
March	20,332	
April	21,129	
May	21,135	
June	21,135	

QUALITY

	Quantity	Base Number	Contract	AT	Region	England
% of FP17s for the same patient ID Re-attending within 3 months - Children	33	657	5.0%	10.6%	10.6%	11.4%
% of FP17s for the same patient ID Re-attending within 3 months - Adults	292	2,292	12.7%	16.2%	15.2%	15.4%
% of FP17s for the same patient ID Re-attending between 3 & 9 months - Children	206	657	31.4%	56.9%	62.3%	59.8%
% of FP17s for the same patient ID Re-attending between 3 & 9 months - Adults	799	2,292	34.9%	50.1%	53.3%	52.1%
% of FP17s for Band 1 Urgent Courses	342	2,557	13.4%	10.0%	9.7%	9.2%
% of FP17s Relating to Free Repair or Replacements	32	2,557	1.3%	0.5%	0.6%	0.7%
% of FP17s Relating to Continuations	12	2,557	0.5%	0.7%	0.8%	0.8%
% of Patients satisfied with the dentistry they have received	3	3	N/A	92.0%	93.4%	93.4%
% of Patients satisfied with the time they had to wait for an appointment	3	3	N/A	85.6%	86.8%	87.6%

* This is based on patients treated on this contract for their most recent course of treatment. Figures in italics indicate the base number of FP17s or Patient Questionnaire responses are less than 100. N/A is shown where the base number of responses is less than 10 during the period. % is calculated as Quantity/Base number*100

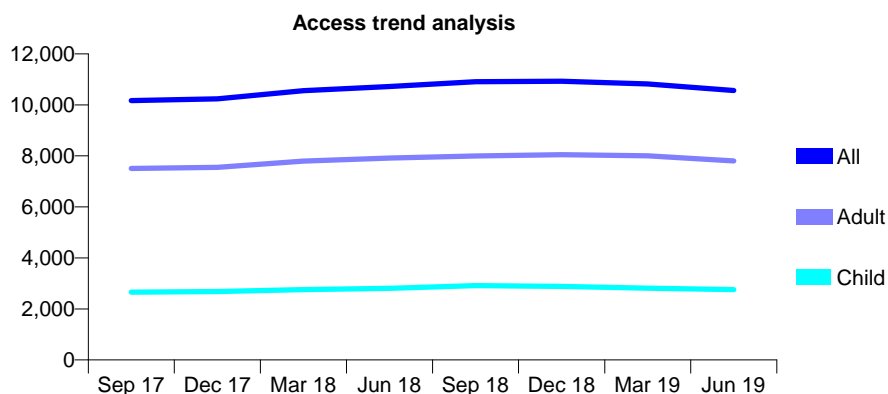
Q67 - Vital Signs At a Glance Contract Report for 653136/0002 - June 2019

Name or company name	MS EJ HARTLE
Contract type name	GDS Contract
Purpose of contract	General
Contract start date	02/11/2009
Contract end date	

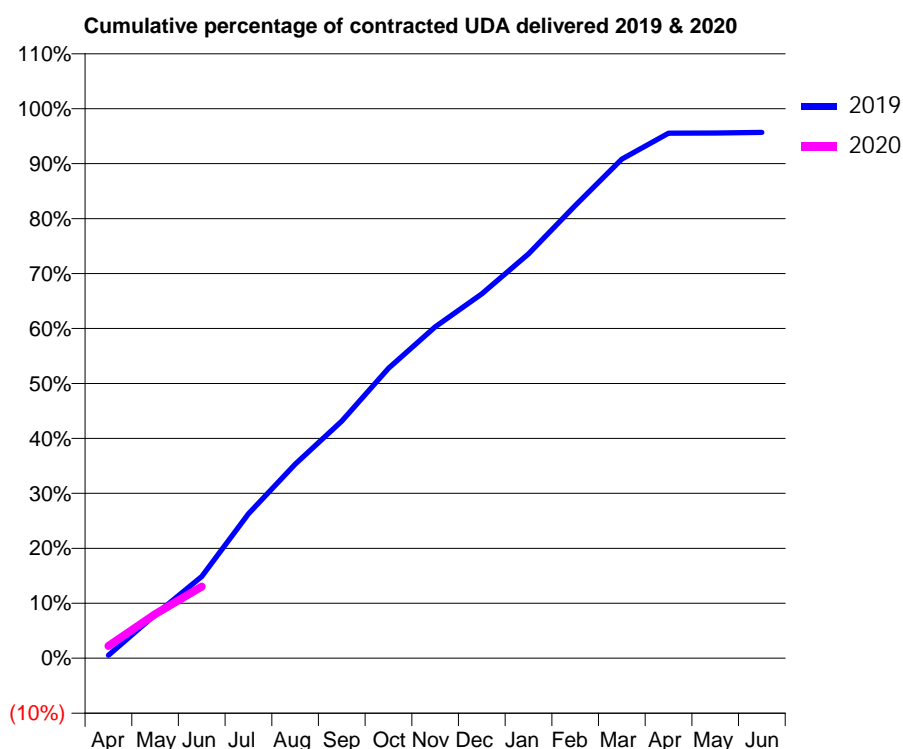
19/20 Contracted general activity (UDA)	24,000
Carry forward general activity (UDA)	0
19/20 Contracted orthodontic activity (UOA)	0
Carry forward orthodontic activity (UOA)	0
Baseline contract value	£631,866.15

ACCESS*

Patients seen in 24 months	Total	Change since previous quarter
Quarter ending June 2018	10,723	
Quarter ending September 2018	10,909	→
Quarter ending December 2018	10,928	→
Quarter ending March 2019	10,820	→
Quarter ending June 2019	10,563	↓
Variance since June 2018	(1.5%)	↓



ACTIVITY



Month	2019	2020
April	129	534
May	1,898	1,922
June	3,569	3,128
July	6,311	
August	8,476	
September	10,355	
October	12,661	
November	14,468	
December	15,914	
January	17,657	
February	19,771	
March	21,794	
April	22,926	
May	22,933	
June	22,959	

QUALITY

	Quantity	Base Number	Contract	AT	Region	England
% of FP17s for the same patient ID Re-attending within 3 months - Children	47	732	6.4%	10.6%	10.6%	11.4%
% of FP17s for the same patient ID Re-attending within 3 months - Adults	189	1,412	13.4%	16.2%	15.2%	15.4%
% of FP17s for the same patient ID Re-attending between 3 & 9 months - Children	372	732	50.8%	56.9%	62.3%	59.8%
% of FP17s for the same patient ID Re-attending between 3 & 9 months - Adults	508	1,412	36.0%	50.1%	53.3%	52.1%
% of FP17s for Band 1 Urgent Courses	220	1,712	12.9%	10.0%	9.7%	9.2%
% of FP17s Relating to Free Repair or Replacements	8	1,712	0.5%	0.5%	0.6%	0.7%
% of FP17s Relating to Continuations	5	1,712	0.3%	0.7%	0.8%	0.8%
% of Patients satisfied with the dentistry they have received	5	7	N/A	92.0%	93.4%	93.4%
% of Patients satisfied with the time they had to wait for an appointment	4	7	N/A	85.6%	86.8%	87.6%

* This is based on patients treated on this contract for their most recent course of treatment. Figures in italics indicate the base number of FP17s or Patient Questionnaire responses are less than 100. N/A is shown where the base number of responses is less than 10 during the period. % is calculated as Quantity/Base number*100

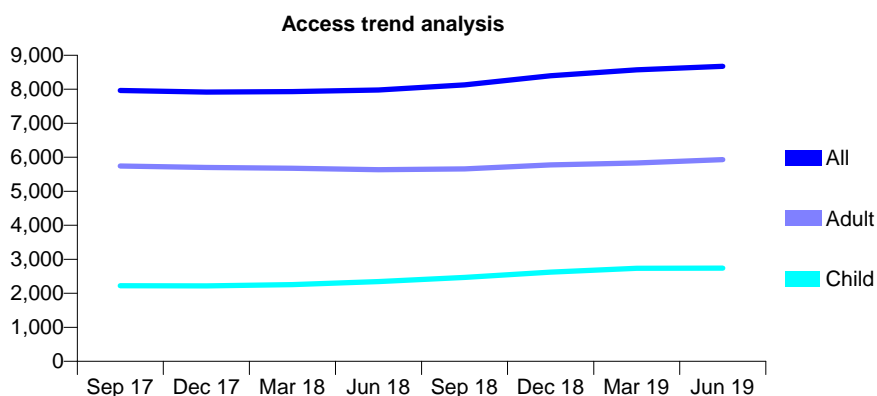
Q67 - Vital Signs At a Glance Contract Report for 653136/0003 - June 2019

Name or company name	Aycliffe Dentistry Partnership
Contract type name	GDS Contract
Purpose of contract	General
Contract start date	01/01/2010
Contract end date	

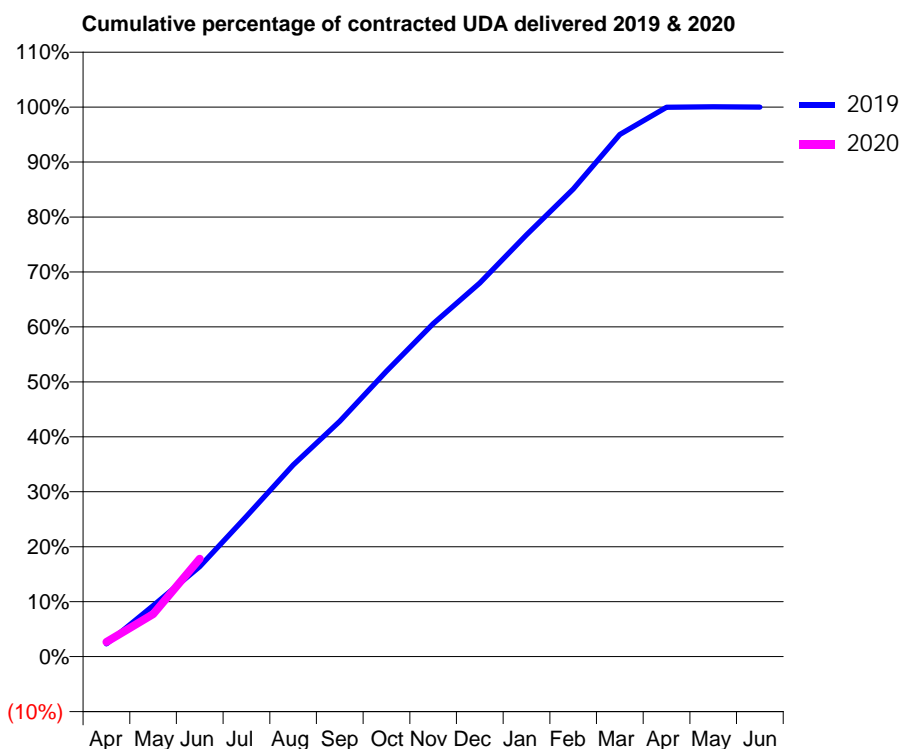
19/20 Contracted general activity (UDA)	18,000
Carry forward general activity (UDA)	0
19/20 Contracted orthodontic activity (UOA)	0
Carry forward orthodontic activity (UOA)	0
Baseline contract value	£454,589.70

ACCESS*

Patients seen in 24 months	Total	Change since previous quarter
Quarter ending June 2018	7,980	
Quarter ending September 2018	8,128	→
Quarter ending December 2018	8,397	↑
Quarter ending March 2019	8,570	↑
Quarter ending June 2019	8,676	→
Variance since June 2018	8.7%	↑



ACTIVITY



Month	Adjusted Scheduled Activity (UDA)	
	2019	2020
April	418	479
May	1,670	1,390
June	2,949	3,208
July	4,598	
August	6,278	
September	7,706	
October	9,350	
November	10,905	
December	12,238	
January	13,816	
February	15,313	
March	17,103	
April	17,992	
May	18,006	
June	18,000	

QUALITY

	Quantity	Base Number	Contract	AT	Region	England
% of FP17s for the same patient ID Re-attending within 3 months - Children	42	919	4.6%	10.6%	10.6%	11.4%
% of FP17s for the same patient ID Re-attending within 3 months - Adults	127	1,648	7.7%	16.2%	15.2%	15.4%
% of FP17s for the same patient ID Re-attending between 3 & 9 months - Children	596	919	64.9%	56.9%	62.3%	59.8%
% of FP17s for the same patient ID Re-attending between 3 & 9 months - Adults	724	1,648	43.9%	50.1%	53.3%	52.1%
% of FP17s for Band 1 Urgent Courses	183	2,183	8.4%	10.0%	9.7%	9.2%
% of FP17s Relating to Free Repair or Replacements	4	2,183	0.2%	0.5%	0.6%	0.7%
% of FP17s Relating to Continuations	1	2,183	0.0%	0.7%	0.8%	0.8%
% of Patients satisfied with the dentistry they have received	0	1	N/A	92.0%	93.4%	93.4%
% of Patients satisfied with the time they had to wait for an appointment	0	1	N/A	85.6%	86.8%	87.6%

* This is based on patients treated on this contract for their most recent course of treatment. Figures in italics indicate the base number of FP17s or Patient Questionnaire responses are less than 100. N/A is shown where the base number of responses is less than 10 during the period. % is calculated as Quantity/Base number*100

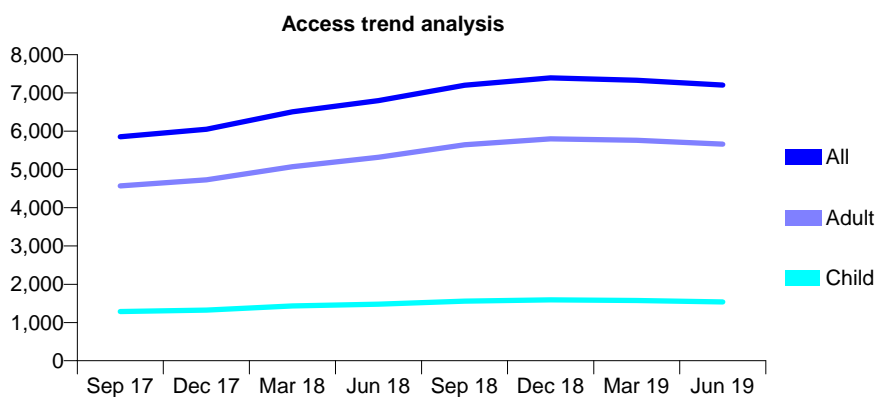
Q67 - Vital Signs At a Glance Contract Report for 653136/0005 - June 2019

Name or company name	MS EJ HARTLE
Contract type name	GDS Contract
Purpose of contract	General
Contract start date	15/11/2010
Contract end date	

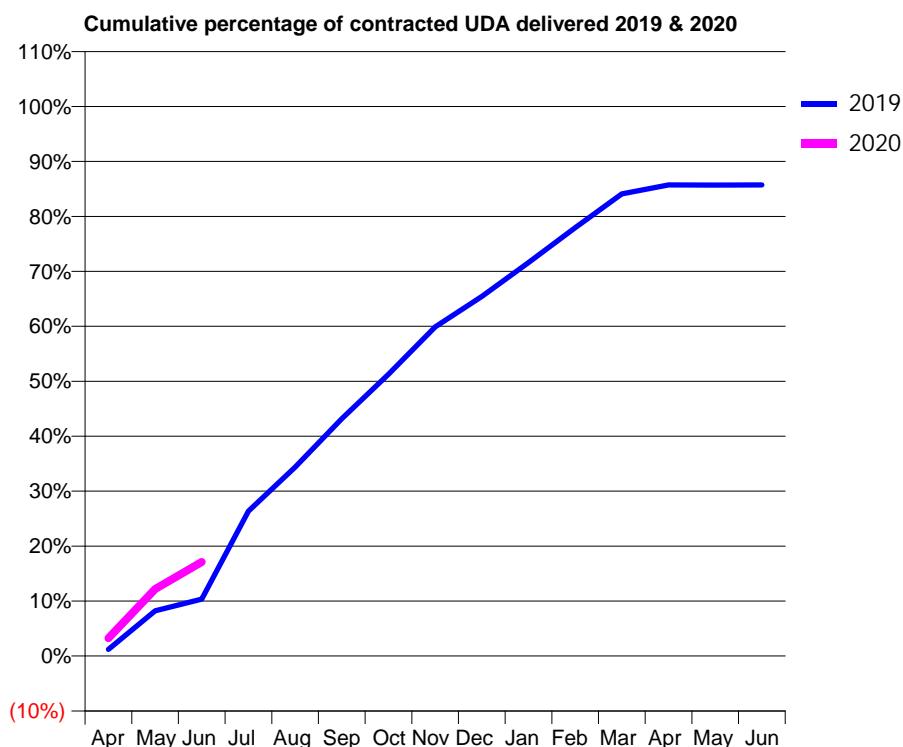
19/20 Contracted general activity (UDA)	16,000
Carry forward general activity (UDA)	0
19/20 Contracted orthodontic activity (UOA)	0
Carry forward orthodontic activity (UOA)	0
Baseline contract value	£418,277.59

ACCESS*

Patients seen in 24 months	Total	Change since previous quarter
Quarter ending June 2018	6,800	
Quarter ending September 2018	7,201	↑
Quarter ending December 2018	7,390	↑
Quarter ending March 2019	7,333	→
Quarter ending June 2019	7,204	↓
Variance since June 2018	5.9%	↑



ACTIVITY



Month	Adjusted Scheduled Activity (UDA)	
	2019	2020
April	246	522
May	1,647	1,950
June	2,068	2,737
July	5,273	
August	6,875	
September	8,639	
October	10,253	
November	11,980	
December	13,086	
January	14,318	
February	15,593	
March	16,822	
April	17,146	
May	17,139	
June	17,145	

QUALITY

	Quantity	Base Number	Contract	AT	Region	England
% of FP17s for the same patient ID Re-attending within 3 months - Children	17	331	5.1%	10.6%	10.6%	11.4%
% of FP17s for the same patient ID Re-attending within 3 months - Adults	119	1,319	9.0%	16.2%	15.2%	15.4%
% of FP17s for the same patient ID Re-attending between 3 & 9 months - Children	144	331	43.5%	56.9%	62.3%	59.8%
% of FP17s for the same patient ID Re-attending between 3 & 9 months - Adults	539	1,319	40.9%	50.1%	53.3%	52.1%
% of FP17s for Band 1 Urgent Courses	282	1,467	19.2%	10.0%	9.7%	9.2%
% of FP17s Relating to Free Repair or Replacements	16	1,467	1.1%	0.5%	0.6%	0.7%
% of FP17s Relating to Continuations	5	1,467	0.3%	0.7%	0.8%	0.8%
% of Patients satisfied with the dentistry they have received	3	3	N/A	92.0%	93.4%	93.4%
% of Patients satisfied with the time they had to wait for an appointment	3	3	N/A	85.6%	86.8%	87.6%

* This is based on patients treated on this contract for their most recent course of treatment. Figures in italics indicate the base number of FP17s or Patient Questionnaire responses are less than 100. N/A is shown where the base number of responses is less than 10 during the period. % is calculated as Quantity/Base number*100

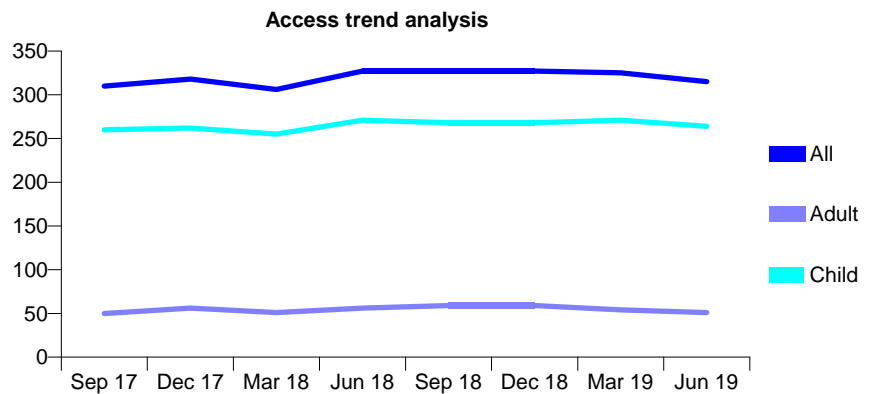
Q67 - Vital Signs At a Glance Contract Report for 661635/0001 - June 2019

Name or company name	MR S SHARMA
Contract type name	GDS Contract
Purpose of contract	General
Contract start date	01/04/2006
Contract end date	

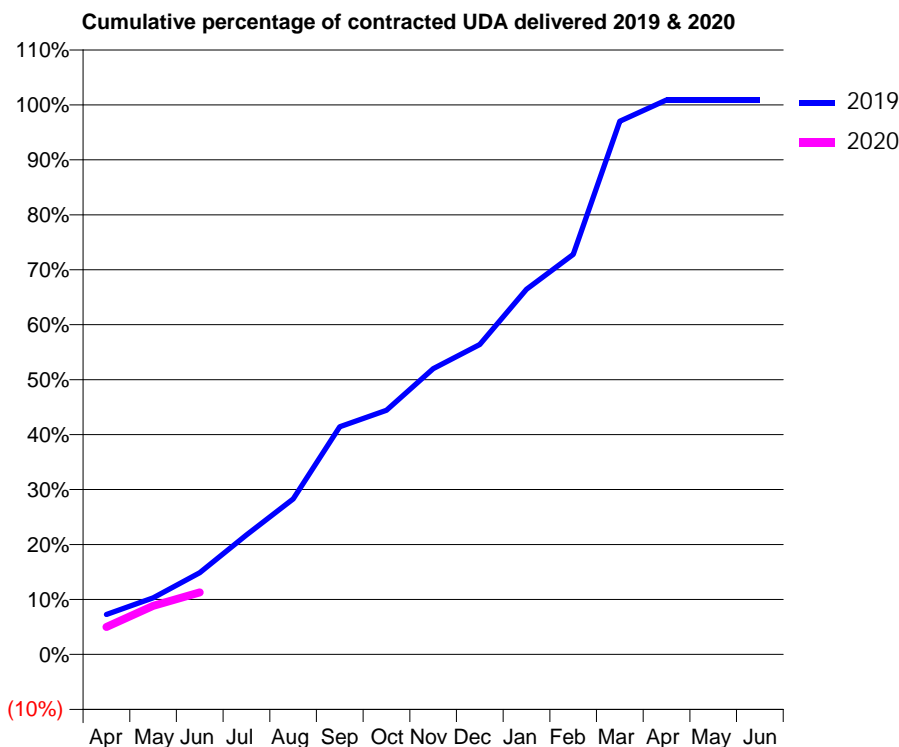
19/20 Contracted general activity (UDA)	701
Carry forward general activity (UDA)	0
19/20 Contracted orthodontic activity (UOA)	0
Carry forward orthodontic activity (UOA)	0
Baseline contract value	£17,740.92

ACCESS*

Patients seen in 24 months	Total	Change since previous quarter
Quarter ending June 2018	327	
Quarter ending September 2018	327	→
Quarter ending December 2018	327	→
Quarter ending March 2019	325	→
Quarter ending June 2019	315	↓
Variance since June 2018	(3.7%)	↓



ACTIVITY



Month	2019	2020
April	51	35
May	72	62
June	104	79
July	152	
August	198	
September	290	
October	311	
November	364	
December	395	
January	466	
February	510	
March	680	
April	707	
May	707	
June	707	

QUALITY

	Quantity	Base Number	Contract	AT	Region	England
% of FP17s for the same patient ID Re-attending within 3 months - Children	6	85	7.1%	10.6%	10.6%	11.4%
% of FP17s for the same patient ID Re-attending within 3 months - Adults	0	4	0.0%	16.2%	15.2%	15.4%
% of FP17s for the same patient ID Re-attending between 3 & 9 months - Children	49	85	57.6%	56.9%	62.3%	59.8%
% of FP17s for the same patient ID Re-attending between 3 & 9 months - Adults	3	4	75.0%	50.1%	53.3%	52.1%
% of FP17s for Band 1 Urgent Courses	1	69	1.4%	10.0%	9.7%	9.2%
% of FP17s Relating to Free Repair or Replacements	0	69	0.0%	0.5%	0.6%	0.7%
% of FP17s Relating to Continuations	0	69	0.0%	0.7%	0.8%	0.8%
% of Patients satisfied with the dentistry they have received	0	0	N/A	92.0%	93.4%	93.4%
% of Patients satisfied with the time they had to wait for an appointment	0	0	N/A	85.6%	86.8%	87.6%

* This is based on patients treated on this contract for their most recent course of treatment. Figures in italics indicate the base number of FP17s or Patient Questionnaire responses are less than 100. N/A is shown where the base number of responses is less than 10 during the period. % is calculated as Quantity/Base number*100

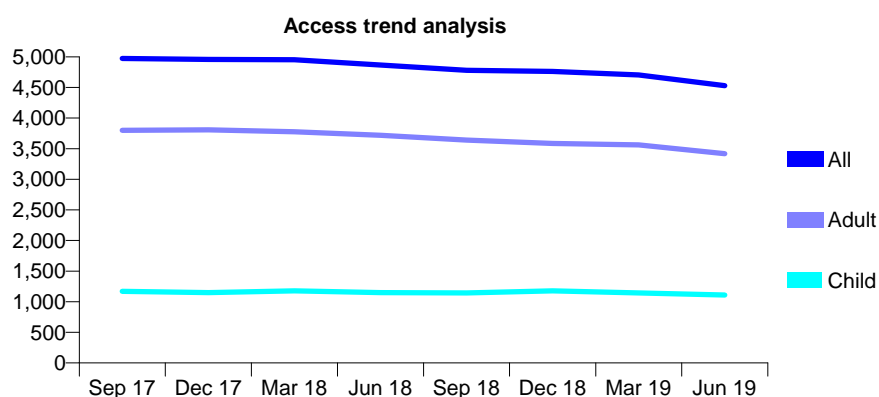
Q67 - Vital Signs At a Glance Contract Report for 664197/0001 - June 2019

Name or company name	Derek Ryan, Waguih Bishay and Claire Bas
Contract type name	GDS Contract
Purpose of contract	General
Contract start date	01/04/2006
Contract end date	

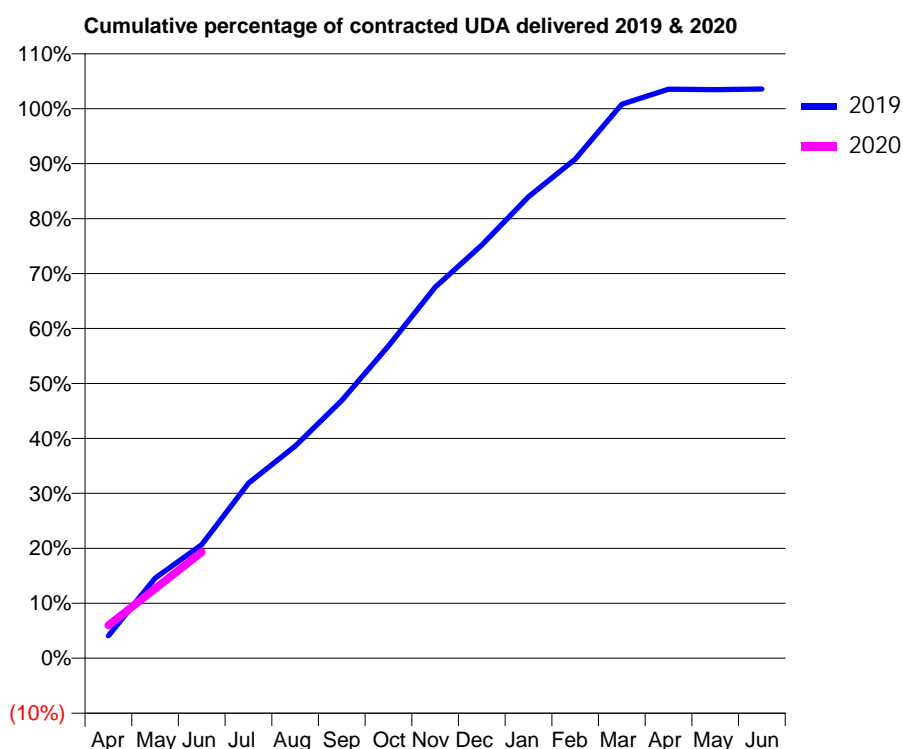
19/20 Contracted general activity (UDA)	12,458
Carry forward general activity (UDA)	0
19/20 Contracted orthodontic activity (UOA)	0
Carry forward orthodontic activity (UOA)	0
Baseline contract value	£318,722.01

ACCESS*

Patients seen in 24 months	Total	Change since previous quarter
Quarter ending June 2018	4,867	
Quarter ending September 2018	4,782	↓
Quarter ending December 2018	4,762	→
Quarter ending March 2019	4,705	↓
Quarter ending June 2019	4,530	↓
Variance since June 2018	(6.9%)	↓



ACTIVITY



Month	2019	2020
April	509	745
May	1,817	1,578
June	2,575	2,408
July	3,968	
August	4,808	
September	5,841	
October	7,078	
November	8,411	
December	9,369	
January	10,462	
February	11,313	
March	12,558	
April	12,897	
May	12,890	
June	12,905	

QUALITY

	Quantity	Base Number	Contract	AT	Region	England
% of FP17s for the same patient ID Re-attending within 3 months - Children	16	322	5.0%	10.6%	10.6%	11.4%
% of FP17s for the same patient ID Re-attending within 3 months - Adults	149	940	15.9%	16.2%	15.2%	15.4%
% of FP17s for the same patient ID Re-attending between 3 & 9 months - Children	187	322	58.1%	56.9%	62.3%	59.8%
% of FP17s for the same patient ID Re-attending between 3 & 9 months - Adults	472	940	50.2%	50.1%	53.3%	52.1%
% of FP17s for Band 1 Urgent Courses	166	1,139	14.6%	10.0%	9.7%	9.2%
% of FP17s Relating to Free Repair or Replacements	1	1,139	0.1%	0.5%	0.6%	0.7%
% of FP17s Relating to Continuations	0	1,139	0.0%	0.7%	0.8%	0.8%
% of Patients satisfied with the dentistry they have received	1	1	N/A	92.0%	93.4%	93.4%
% of Patients satisfied with the time they had to wait for an appointment	0	1	N/A	85.6%	86.8%	87.6%

* This is based on patients treated on this contract for their most recent course of treatment.

Figures in italics indicate the base number of FP17s or Patient Questionnaire responses are less than 100. N/A is shown where the base number of responses is less than 10 during the period. % is calculated as Quantity/Base number*100

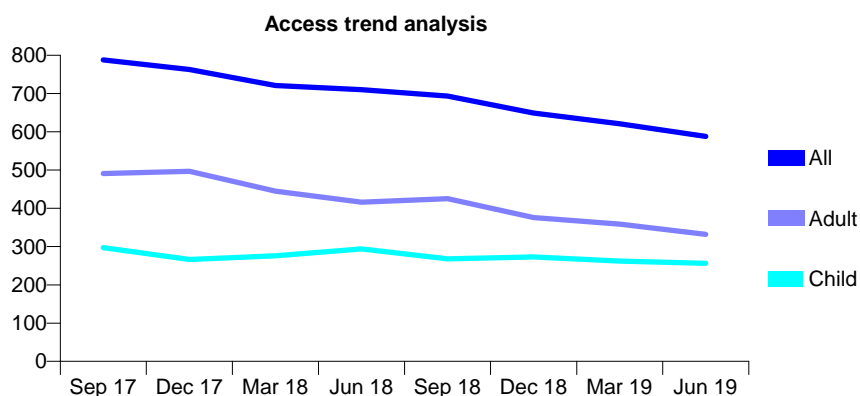
Q67 - Vital Signs At a Glance Contract Report for 664197/0005 - June 2019

Name or company name	Derek Ryan, Waguih Bishay and Claire Bas
Contract type name	PDS Contract
Purpose of contract	General
Contract start date	01/04/2007
Contract end date	31/03/2026

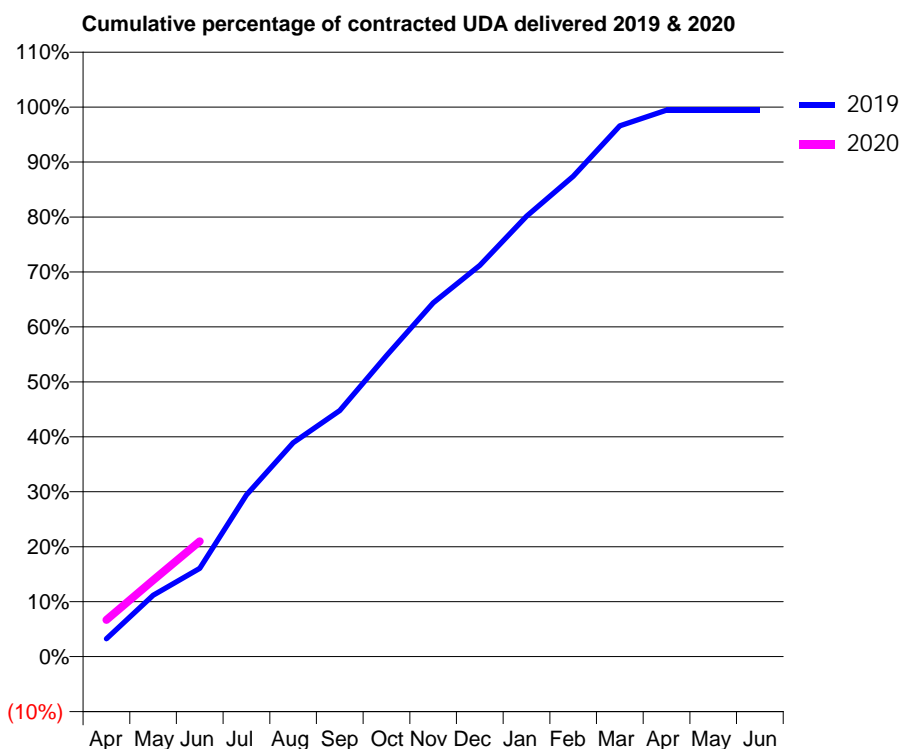
19/20 Contracted general activity (UDA)	7,262
Carry forward general activity (UDA)	0
19/20 Contracted orthodontic activity (UOA)	0
Carry forward orthodontic activity (UOA)	0
Baseline contract value	£378,051.24

ACCESS*

Patients seen in 24 months	Total	Change since previous quarter
Quarter ending June 2018	710	
Quarter ending September 2018	693	↓
Quarter ending December 2018	649	↓
Quarter ending March 2019	621	↓
Quarter ending June 2019	588	↓
Variance since June 2018	(17.2%)	↓



ACTIVITY



Month	Adjusted Scheduled Activity (UDA)	
	2019	2020
April	235	486
May	812	1,011
June	1,166	1,524
July	2,136	
August	2,827	
September	3,253	
October	3,976	
November	4,675	
December	5,170	
January	5,820	
February	6,348	
March	7,014	
April	7,221	
May	7,221	
June	7,221	

QUALITY

	Quantity	Base Number	Contract	AT	Region	England
% of FP17s for the same patient ID Re-attending within 3 months - Children	0	356	0.0%	10.6%	10.6%	11.4%
% of FP17s for the same patient ID Re-attending within 3 months - Adults	1	221	0.5%	16.2%	15.2%	15.4%
% of FP17s for the same patient ID Re-attending between 3 & 9 months - Children	0	356	0.0%	56.9%	62.3%	59.8%
% of FP17s for the same patient ID Re-attending between 3 & 9 months - Adults	2	221	0.9%	50.1%	53.3%	52.1%
% of FP17s for Band 1 Urgent Courses	0	508	0.0%	10.0%	9.7%	9.2%
% of FP17s Relating to Free Repair or Replacements	0	508	0.0%	0.5%	0.6%	0.7%
% of FP17s Relating to Continuations	1	508	0.2%	0.7%	0.8%	0.8%
% of Patients satisfied with the dentistry they have received	0	0	N/A	92.0%	93.4%	93.4%
% of Patients satisfied with the time they had to wait for an appointment	0	0	N/A	85.6%	86.8%	87.6%

* This is based on patients treated on this contract for their most recent course of treatment. Figures in italics indicate the base number of FP17s or Patient Questionnaire responses are less than 100. N/A is shown where the base number of responses is less than 10 during the period. % is calculated as Quantity/Base number*100

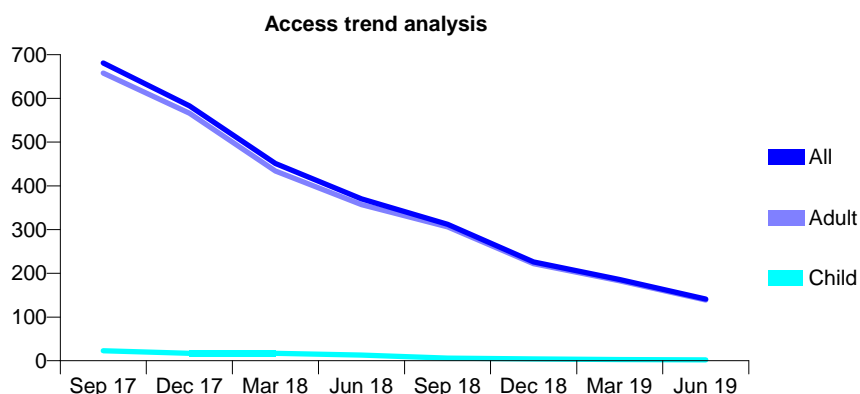
Q67 - Vital Signs At a Glance Contract Report for 664197/0008 - June 2019

Name or company name	Derek Ryan, Waguih Bishay and Claire Bas
Contract type name	PDS Contract
Purpose of contract	General
Contract start date	01/04/2011
Contract end date	31/03/2026

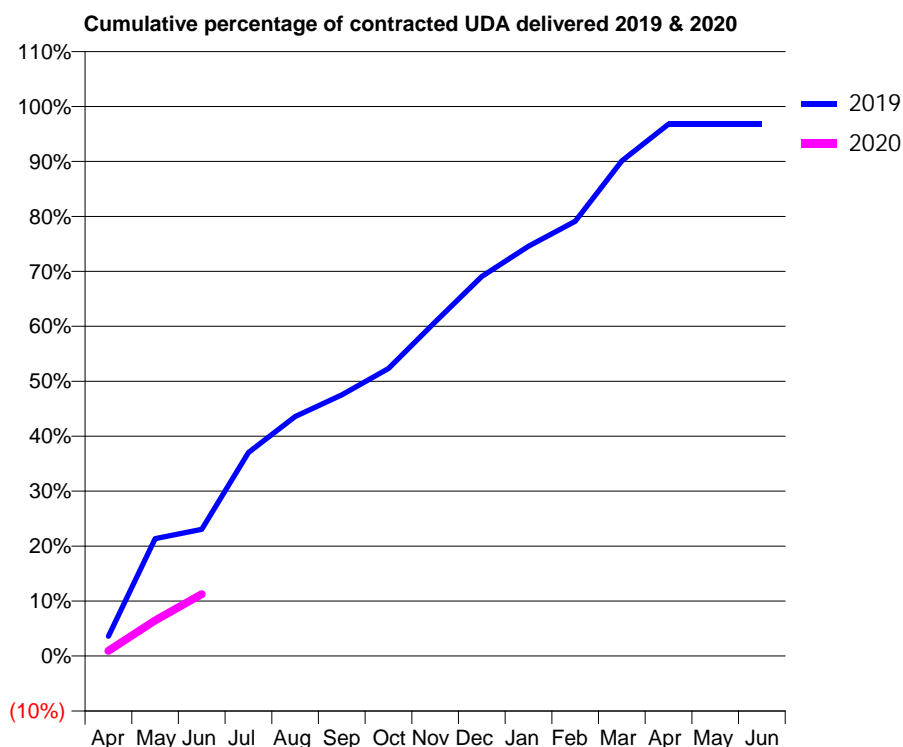
19/20 Contracted general activity (UDA)	1,250
Carry forward general activity (UDA)	0
19/20 Contracted orthodontic activity (UOA)	0
Carry forward orthodontic activity (UOA)	0
Baseline contract value	£43,843.26

ACCESS*

Patients seen in 24 months	Total	Change since previous quarter
Quarter ending June 2018	370	
Quarter ending September 2018	312	↓
Quarter ending December 2018	226	↓
Quarter ending March 2019	186	↓
Quarter ending June 2019	141	↓
Variance since June 2018	(61.9%)	↓



ACTIVITY



Month	Adjusted Scheduled Activity (UDA)	
	2019	2020
April	45	12
May	267	81
June	288	141
July	463	
August	545	
September	594	
October	654	
November	760	
December	863	
January	932	
February	989	
March	1,126	
April	1,210	
May	1,210	
June	1,210	

QUALITY

	Quantity	Base Number	Contract	AT	Region	England
% of FP17s for the same patient ID Re-attending within 3 months - Children	0	0	N/A	10.6%	10.6%	11.4%
% of FP17s for the same patient ID Re-attending within 3 months - Adults	0	79	0.0%	16.2%	15.2%	15.4%
% of FP17s for the same patient ID Re-attending between 3 & 9 months - Children	0	0	N/A	56.9%	62.3%	59.8%
% of FP17s for the same patient ID Re-attending between 3 & 9 months - Adults	0	79	0.0%	50.1%	53.3%	52.1%
% of FP17s for Band 1 Urgent Courses	0	47	0.0%	10.0%	9.7%	9.2%
% of FP17s Relating to Free Repair or Replacements	0	47	0.0%	0.5%	0.6%	0.7%
% of FP17s Relating to Continuations	0	47	0.0%	0.7%	0.8%	0.8%
% of Patients satisfied with the dentistry they have received	0	0	N/A	92.0%	93.4%	93.4%
% of Patients satisfied with the time they had to wait for an appointment	0	0	N/A	85.6%	86.8%	87.6%

* This is based on patients treated on this contract for their most recent course of treatment. Figures in italics indicate the base number of FP17s or Patient Questionnaire responses are less than 100. N/A is shown where the base number of responses is less than 10 during the period. % is calculated as Quantity/Base number*100

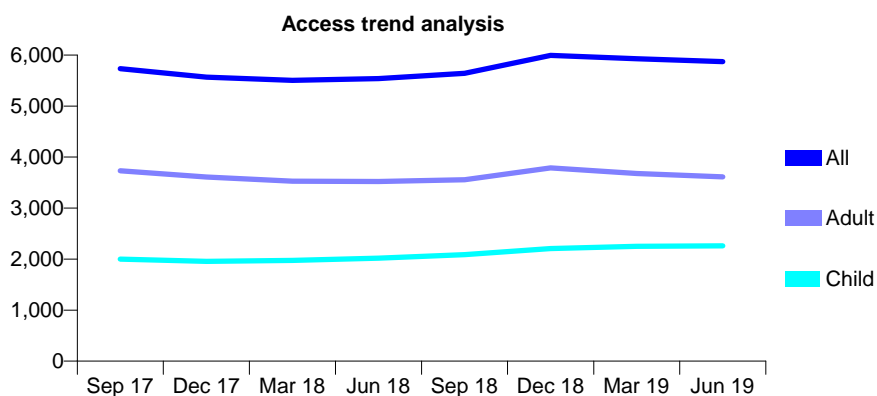
Q67 - Vital Signs At a Glance Contract Report for 678481/0001 - June 2019

Name or company name	MR R TRIVEDI
Contract type name	GDS Contract
Purpose of contract	General
Contract start date	01/04/2006
Contract end date	

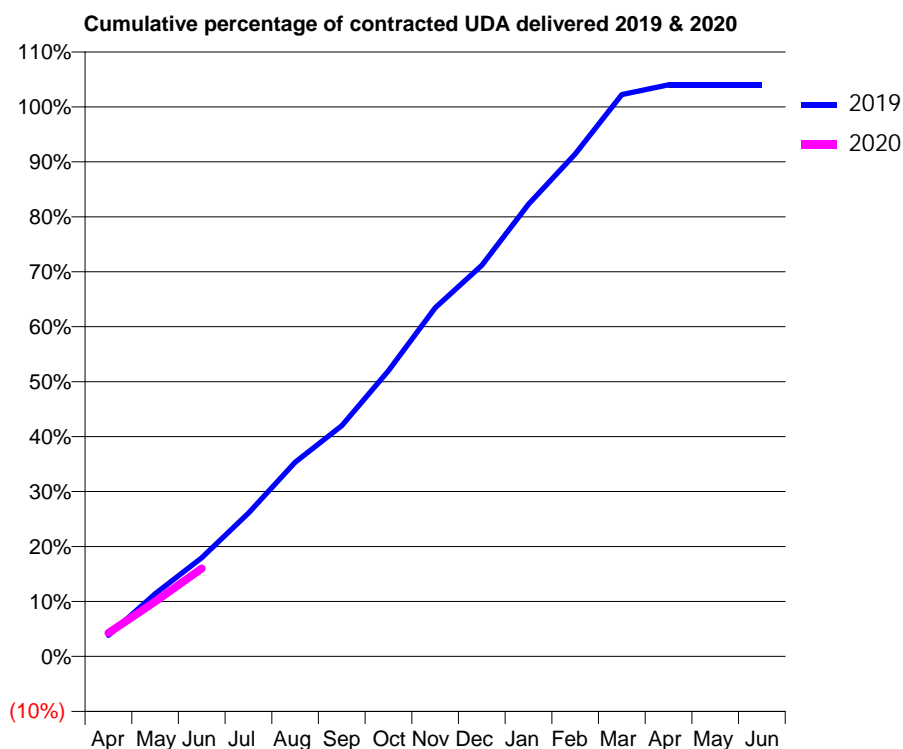
19/20 Contracted general activity (UDA)	15,541
Carry forward general activity (UDA)	0
19/20 Contracted orthodontic activity (UOA)	0
Carry forward orthodontic activity (UOA)	0
Baseline contract value	£415,192.58

ACCESS*

Patients seen in 24 months	Total	Change since previous quarter
Quarter ending June 2018	5,538	
Quarter ending September 2018	5,644	→
Quarter ending December 2018	5,994	↑
Quarter ending March 2019	5,928	↓
Quarter ending June 2019	5,871	→
Variance since June 2018	6.0%	↑



ACTIVITY



Month	Adjusted Scheduled Activity (UDA)	
	2019	2020
April	592	665
May	1,771	1,551
June	2,788	2,486
July	4,051	
August	5,491	
September	6,524	
October	8,079	
November	9,860	
December	11,059	
January	12,787	
February	14,208	
March	15,886	
April	16,162	
May	16,165	
June	16,166	

QUALITY

	Quantity	Base Number	Contract	AT	Region	England
% of FP17s for the same patient ID Re-attending within 3 months - Children	60	598	10.0%	10.6%	10.6%	11.4%
% of FP17s for the same patient ID Re-attending within 3 months - Adults	138	795	17.4%	16.2%	15.2%	15.4%
% of FP17s for the same patient ID Re-attending between 3 & 9 months - Children	406	598	67.9%	56.9%	62.3%	59.8%
% of FP17s for the same patient ID Re-attending between 3 & 9 months - Adults	443	795	55.7%	50.1%	53.3%	52.1%
% of FP17s for Band 1 Urgent Courses	198	1,242	15.9%	10.0%	9.7%	9.2%
% of FP17s Relating to Free Repair or Replacements	2	1,242	0.2%	0.5%	0.6%	0.7%
% of FP17s Relating to Continuations	14	1,242	1.1%	0.7%	0.8%	0.8%
% of Patients satisfied with the dentistry they have received	2	4	N/A	92.0%	93.4%	93.4%
% of Patients satisfied with the time they had to wait for an appointment	3	4	N/A	85.6%	86.8%	87.6%

* This is based on patients treated on this contract for their most recent course of treatment. Figures in italics indicate the base number of FP17s or Patient Questionnaire responses are less than 100. N/A is shown where the base number of responses is less than 10 during the period. % is calculated as Quantity/Base number*100

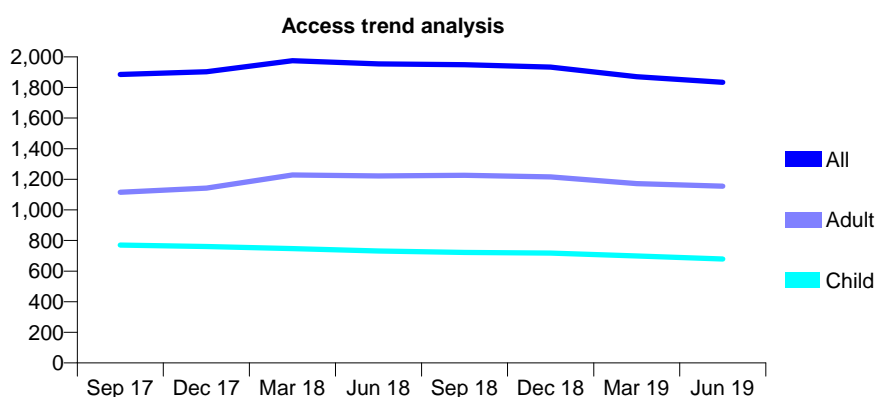
Q67 - Vital Signs At a Glance Contract Report for 687421/0001 - June 2019

Name or company name	MR VM MOODALEY
Contract type name	GDS Contract
Purpose of contract	General
Contract start date	09/05/2011
Contract end date	

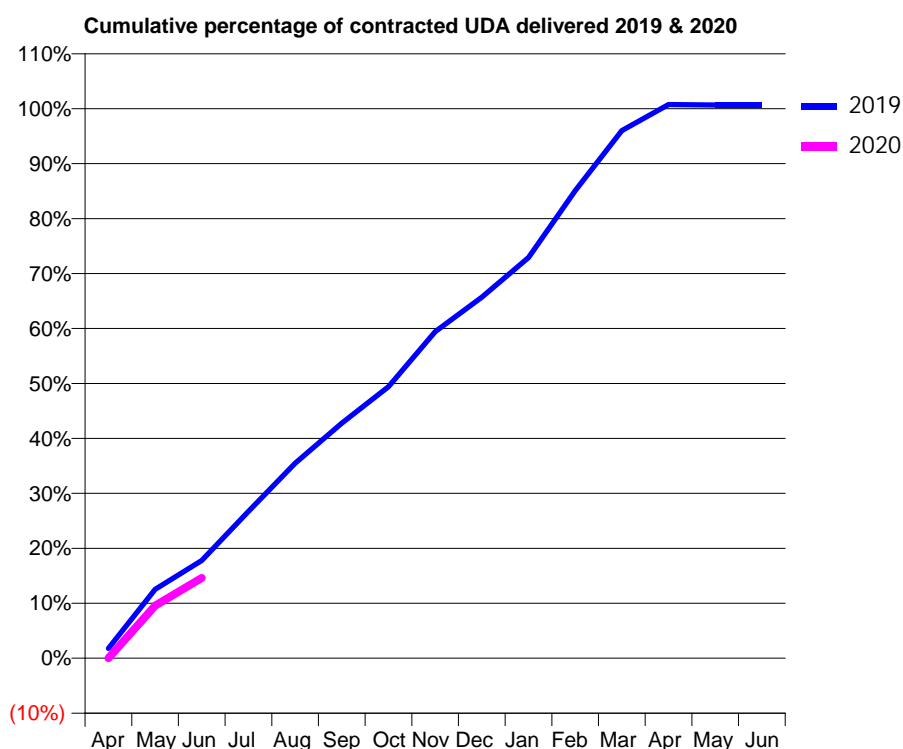
19/20 Contracted general activity (UDA)	5,770
Carry forward general activity (UDA)	0
19/20 Contracted orthodontic activity (UOA)	0
Carry forward orthodontic activity (UOA)	0
Baseline contract value	£132,733.10

ACCESS*

Patients seen in 24 months	Total	Change since previous quarter
Quarter ending June 2018	1,954	
Quarter ending September 2018	1,949	→
Quarter ending December 2018	1,933	→
Quarter ending March 2019	1,871	↓
Quarter ending June 2019	1,834	↓
Variance since June 2018	(6.1%)	↓



ACTIVITY



Month	2019	2020
April	103	0
May	724	552
June	1,026	844
July	1,542	
August	2,048	
September	2,468	
October	2,852	
November	3,428	
December	3,789	
January	4,207	
February	4,910	
March	5,538	
April	5,814	
May	5,809	
June	5,809	

QUALITY

	Quantity	Base Number	Contract	AT	Region	England
% of FP17s for the same patient ID Re-attending within 3 months - Children	7	240	2.9%	10.6%	10.6%	11.4%
% of FP17s for the same patient ID Re-attending within 3 months - Adults	30	279	10.8%	16.2%	15.2%	15.4%
% of FP17s for the same patient ID Re-attending between 3 & 9 months - Children	160	240	66.7%	56.9%	62.3%	59.8%
% of FP17s for the same patient ID Re-attending between 3 & 9 months - Adults	174	279	62.4%	50.1%	53.3%	52.1%
% of FP17s for Band 1 Urgent Courses	15	439	3.4%	10.0%	9.7%	9.2%
% of FP17s Relating to Free Repair or Replacements	0	439	0.0%	0.5%	0.6%	0.7%
% of FP17s Relating to Continuations	0	439	0.0%	0.7%	0.8%	0.8%
% of Patients satisfied with the dentistry they have received	1	1	N/A	92.0%	93.4%	93.4%
% of Patients satisfied with the time they had to wait for an appointment	1	1	N/A	85.6%	86.8%	87.6%

* This is based on patients treated on this contract for their most recent course of treatment. Figures in italics indicate the base number of FP17s or Patient Questionnaire responses are less than 100. N/A is shown where the base number of responses is less than 10 during the period. % is calculated as Quantity/Base number*100

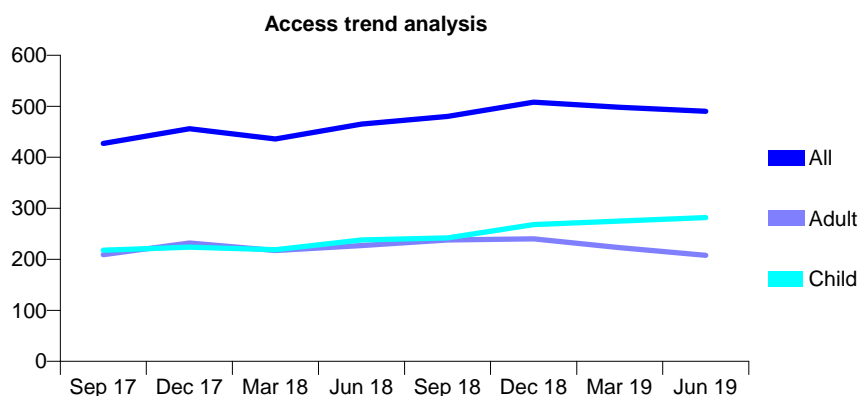
Q67 - Vital Signs At a Glance Contract Report for 719439/0001 - June 2019

Name or company name	MR JR PATEL
Contract type name	GDS Contract
Purpose of contract	General
Contract start date	01/04/2014
Contract end date	

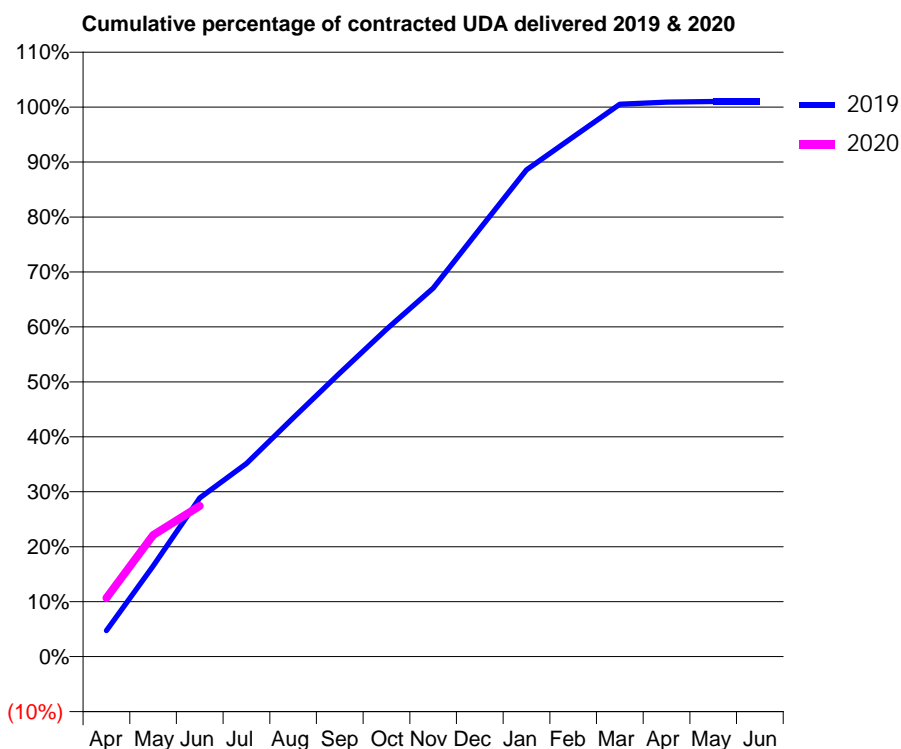
19/20 Contracted general activity (UDA)	1,000
Carry forward general activity (UDA)	0
19/20 Contracted orthodontic activity (UOA)	0
Carry forward orthodontic activity (UOA)	0
Baseline contract value	£25,308.00

ACCESS*

Patients seen in 24 months	Total	Change since previous quarter
Quarter ending June 2018	465	
Quarter ending September 2018	480	↑
Quarter ending December 2018	508	↑
Quarter ending March 2019	498	↓
Quarter ending June 2019	490	↓
Variance since June 2018	5.4%	↑



ACTIVITY



Month	Adjusted Scheduled Activity (UDA)	
	2019	2020
April	47	107
May	165	221
June	289	274
July	351	
August	434	
September	516	
October	596	
November	671	
December	778	
January	886	
February	946	
March	1,005	
April	1,009	
May	1,010	
June	1,010	

QUALITY

	Quantity	Base Number	Contract	AT	Region	England
% of FP17s for the same patient ID Re-attending within 3 months - Children	23	177	13.0%	10.6%	10.6%	11.4%
% of FP17s for the same patient ID Re-attending within 3 months - Adults	1	47	2.1%	16.2%	15.2%	15.4%
% of FP17s for the same patient ID Re-attending between 3 & 9 months - Children	115	177	65.0%	56.9%	62.3%	59.8%
% of FP17s for the same patient ID Re-attending between 3 & 9 months - Adults	28	47	59.6%	50.1%	53.3%	52.1%
% of FP17s for Band 1 Urgent Courses	7	214	3.3%	10.0%	9.7%	9.2%
% of FP17s Relating to Free Repair or Replacements	0	214	0.0%	0.5%	0.6%	0.7%
% of FP17s Relating to Continuations	0	214	0.0%	0.7%	0.8%	0.8%
% of Patients satisfied with the dentistry they have received	0	0	N/A	92.0%	93.4%	93.4%
% of Patients satisfied with the time they had to wait for an appointment	0	0	N/A	85.6%	86.8%	87.6%

* This is based on patients treated on this contract for their most recent course of treatment. Figures in italics indicate the base number of FP17s or Patient Questionnaire responses are less than 100. N/A is shown where the base number of responses is less than 10 during the period. % is calculated as Quantity/Base number*100

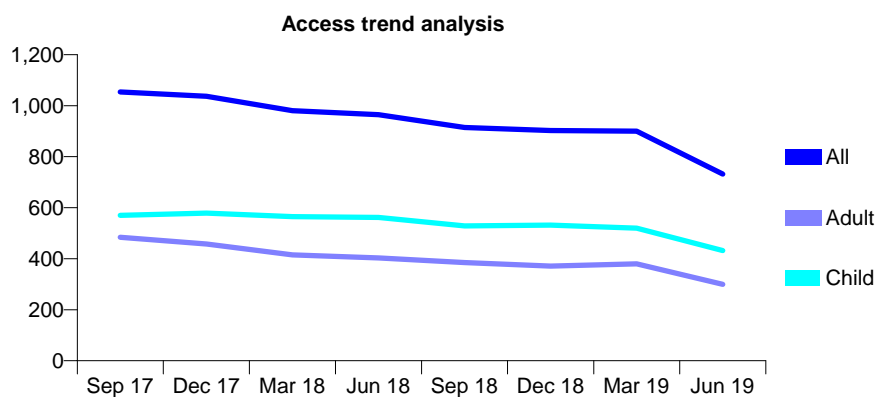
Q67 - Vital Signs At a Glance Contract Report for 732214/0001 - June 2019

Name or company name	MR RH KING
Contract type name	GDS Contract
Purpose of contract	General
Contract start date	01/04/2006
Contract end date	

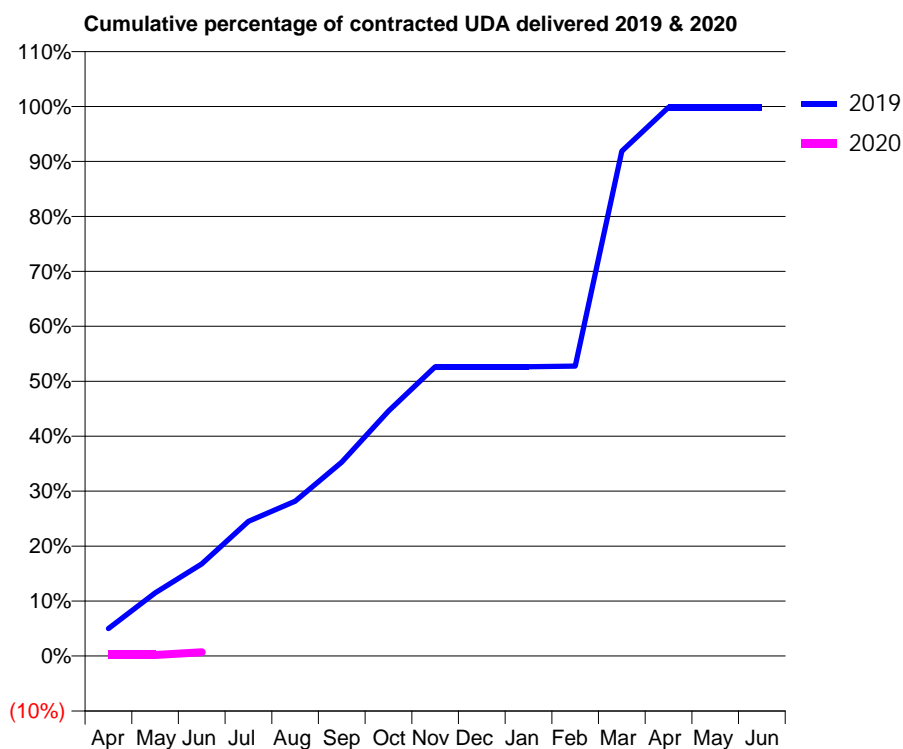
19/20 Contracted general activity (UDA)	2,399
Carry forward general activity (UDA)	0
19/20 Contracted orthodontic activity (UOA)	0
Carry forward orthodontic activity (UOA)	0
Baseline contract value	£79,879.62

ACCESS*

Patients seen in 24 months	Total	Change since previous quarter
Quarter ending June 2018	965	
Quarter ending September 2018	914	↓
Quarter ending December 2018	903	↓
Quarter ending March 2019	900	→
Quarter ending June 2019	732	↓
Variance since June 2018	(24.1%)	↓



ACTIVITY



Month	Adjusted Scheduled Activity (UDA)	
	2019	2020
April	120	4
May	276	4
June	402	16
July	588	
August	676	
September	846	
October	1,069	
November	1,263	
December	1,263	
January	1,263	
February	1,266	
March	2,204	
April	2,395	
May	2,395	
June	2,395	

QUALITY

	Quantity	Base Number	Contract	AT	Region	England
% of FP17s for the same patient ID Re-attending within 3 months - Children	1	56	1.8%	10.6%	10.6%	11.4%
% of FP17s for the same patient ID Re-attending within 3 months - Adults	2	31	6.5%	16.2%	15.2%	15.4%
% of FP17s for the same patient ID Re-attending between 3 & 9 months - Children	0	56	0.0%	56.9%	62.3%	59.8%
% of FP17s for the same patient ID Re-attending between 3 & 9 months - Adults	0	31	0.0%	50.1%	53.3%	52.1%
% of FP17s for Band 1 Urgent Courses	2	5	40.0%	10.0%	9.7%	9.2%
% of FP17s Relating to Free Repair or Replacements	0	5	0.0%	0.5%	0.6%	0.7%
% of FP17s Relating to Continuations	0	5	0.0%	0.7%	0.8%	0.8%
% of Patients satisfied with the dentistry they have received	2	2	N/A	92.0%	93.4%	93.4%
% of Patients satisfied with the time they had to wait for an appointment	2	2	N/A	85.6%	86.8%	87.6%

* This is based on patients treated on this contract for their most recent course of treatment. Figures in italics indicate the base number of FP17s or Patient Questionnaire responses are less than 100. N/A is shown where the base number of responses is less than 10 during the period. % is calculated as Quantity/Base number*100

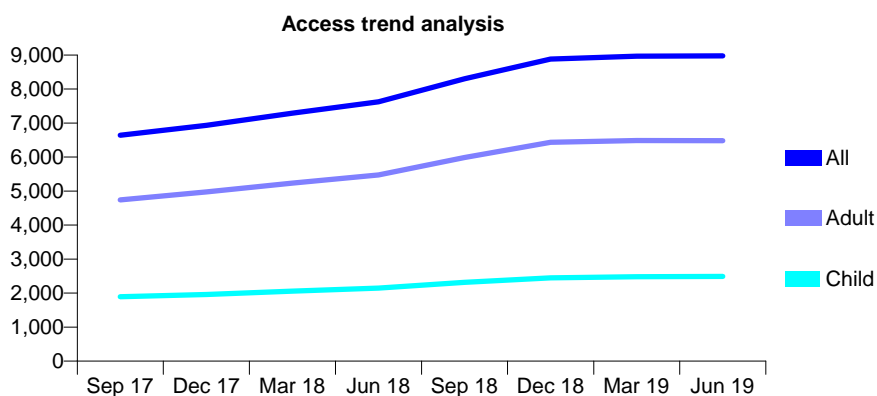
Q67 - Vital Signs At a Glance Contract Report for 736643/0001 - June 2019

Name or company name	MR RM BROWNE
Contract type name	GDS Contract
Purpose of contract	General
Contract start date	01/04/2006
Contract end date	

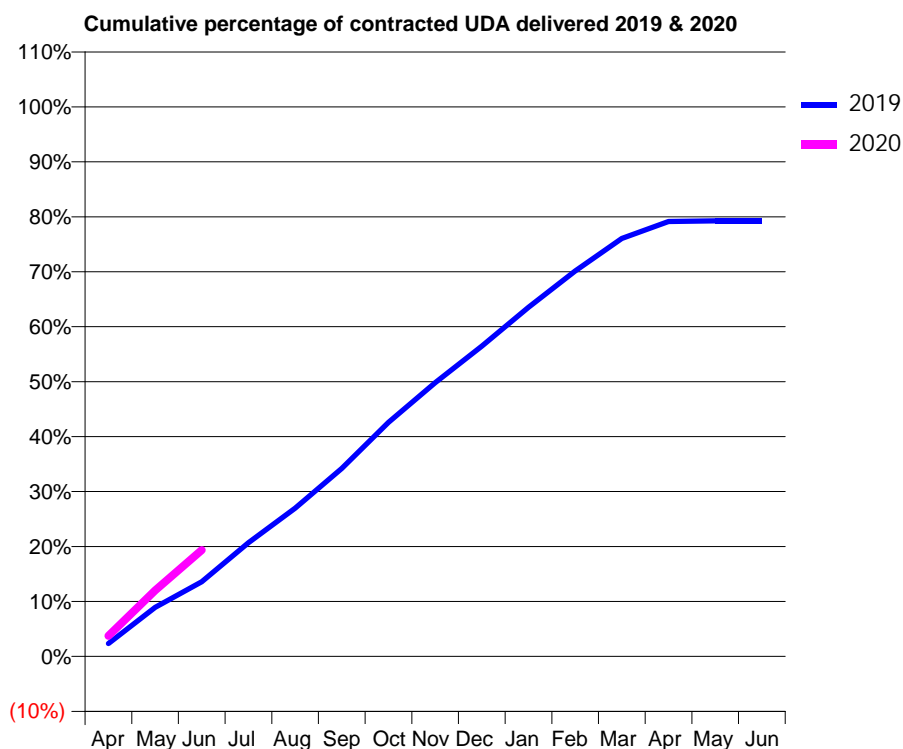
19/20 Contracted general activity (UDA)	16,666
Carry forward general activity (UDA)	0
19/20 Contracted orthodontic activity (UOA)	0
Carry forward orthodontic activity (UOA)	0
Baseline contract value	£402,288.82

ACCESS*

Patients seen in 24 months	Total	Change since previous quarter
Quarter ending June 2018	7,626	
Quarter ending September 2018	8,304	↑
Quarter ending December 2018	8,883	↑
Quarter ending March 2019	8,966	→
Quarter ending June 2019	8,973	→
Variance since June 2018	17.7%	↑



ACTIVITY



Month	2019	2020
April	674	623
May	2,560	2,003
June	3,894	3,224
July	5,929	
August	7,737	
September	9,803	
October	12,211	
November	14,278	
December	16,182	
January	18,218	
February	20,110	
March	21,799	
April	22,689	
May	22,726	
June	22,717	

QUALITY

	Quantity	Base Number	Contract	AT	Region	England
% of FP17s for the same patient ID Re-attending within 3 months - Children	51	520	9.8%	10.6%	10.6%	11.4%
% of FP17s for the same patient ID Re-attending within 3 months - Adults	282	1,493	18.9%	16.2%	15.2%	15.4%
% of FP17s for the same patient ID Re-attending between 3 & 9 months - Children	205	520	39.4%	56.9%	62.3%	59.8%
% of FP17s for the same patient ID Re-attending between 3 & 9 months - Adults	618	1,493	41.4%	50.1%	53.3%	52.1%
% of FP17s for Band 1 Urgent Courses	353	1,590	22.2%	10.0%	9.7%	9.2%
% of FP17s Relating to Free Repair or Replacements	11	1,590	0.7%	0.5%	0.6%	0.7%
% of FP17s Relating to Continuations	7	1,590	0.4%	0.7%	0.8%	0.8%
% of Patients satisfied with the dentistry they have received	4	4	N/A	92.0%	93.4%	93.4%
% of Patients satisfied with the time they had to wait for an appointment	3	4	N/A	85.6%	86.8%	87.6%

* This is based on patients treated on this contract for their most recent course of treatment. Figures in italics indicate the base number of FP17s or Patient Questionnaire responses are less than 100. N/A is shown where the base number of responses is less than 10 during the period. % is calculated as Quantity/Base number*100

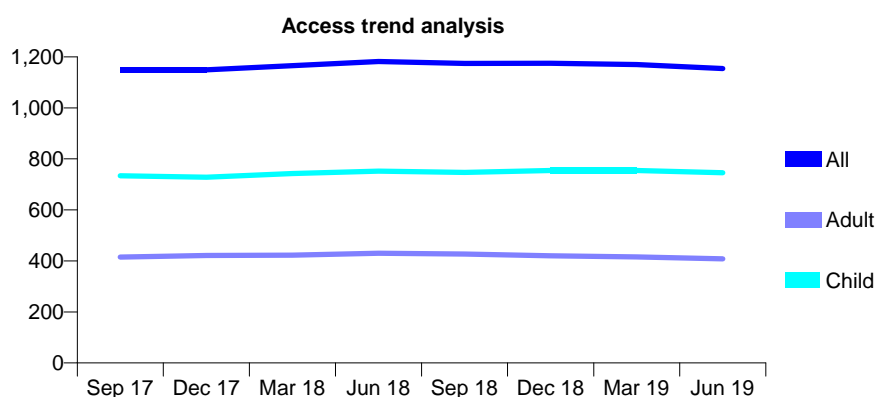
Q67 - Vital Signs At a Glance Contract Report for 740160/0002 - June 2019

Name or company name	MISS HS ABEL
Contract type name	GDS Contract
Purpose of contract	General
Contract start date	01/05/2006
Contract end date	

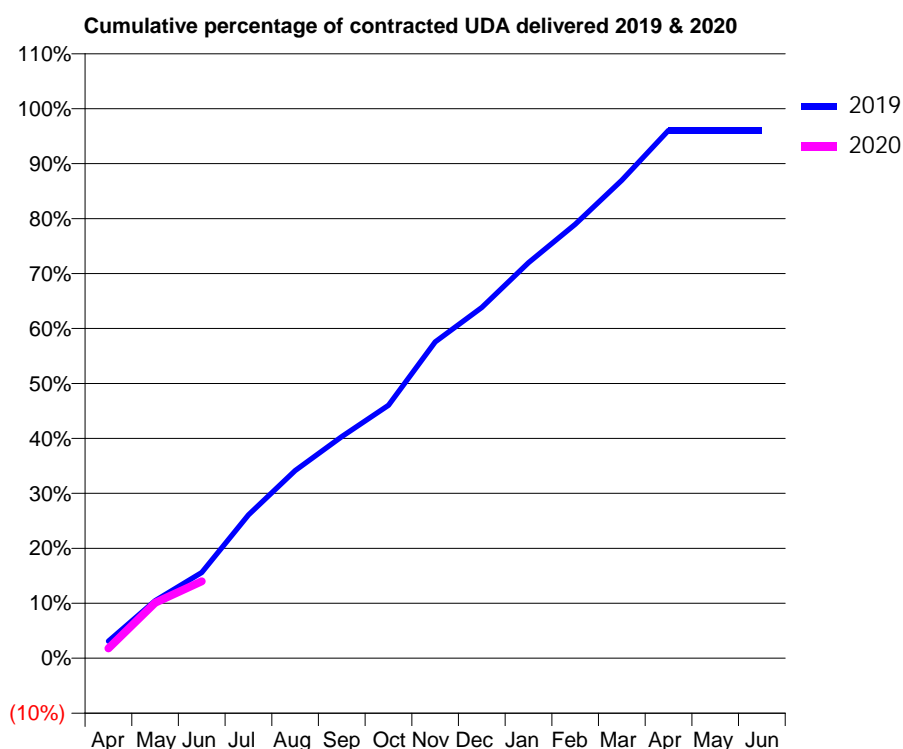
19/20 Contracted general activity (UDA)	2,295
Carry forward general activity (UDA)	0
19/20 Contracted orthodontic activity (UOA)	0
Carry forward orthodontic activity (UOA)	0
Baseline contract value	£58,720.73

ACCESS*

Patients seen in 24 months	Total	Change since previous quarter
Quarter ending June 2018	1,182	
Quarter ending September 2018	1,174	→
Quarter ending December 2018	1,175	→
Quarter ending March 2019	1,170	→
Quarter ending June 2019	1,154	↓
Variance since June 2018	(2.4%)	↓



ACTIVITY



Month	2019	2020
April	71	42
May	240	232
June	358	321
July	598	
August	784	
September	925	
October	1,056	
November	1,321	
December	1,464	
January	1,652	
February	1,812	
March	1,996	
April	2,205	
May	2,205	
June	2,205	

QUALITY

	Quantity	Base Number	Contract	AT	Region	England
% of FP17s for the same patient ID Re-attending within 3 months - Children	9	226	4.0%	10.6%	10.6%	11.4%
% of FP17s for the same patient ID Re-attending within 3 months - Adults	6	77	7.8%	16.2%	15.2%	15.4%
% of FP17s for the same patient ID Re-attending between 3 & 9 months - Children	138	226	61.1%	56.9%	62.3%	59.8%
% of FP17s for the same patient ID Re-attending between 3 & 9 months - Adults	32	77	41.6%	50.1%	53.3%	52.1%
% of FP17s for Band 1 Urgent Courses	6	219	2.7%	10.0%	9.7%	9.2%
% of FP17s Relating to Free Repair or Replacements	0	219	0.0%	0.5%	0.6%	0.7%
% of FP17s Relating to Continuations	0	219	0.0%	0.7%	0.8%	0.8%
% of Patients satisfied with the dentistry they have received	0	0	N/A	92.0%	93.4%	93.4%
% of Patients satisfied with the time they had to wait for an appointment	0	0	N/A	85.6%	86.8%	87.6%

* This is based on patients treated on this contract for their most recent course of treatment.

Figures in italics indicate the base number of FP17s or Patient Questionnaire responses are less than 100. N/A is shown where the base number of responses is less than 10 during the period. % is calculated as Quantity/Base number*100

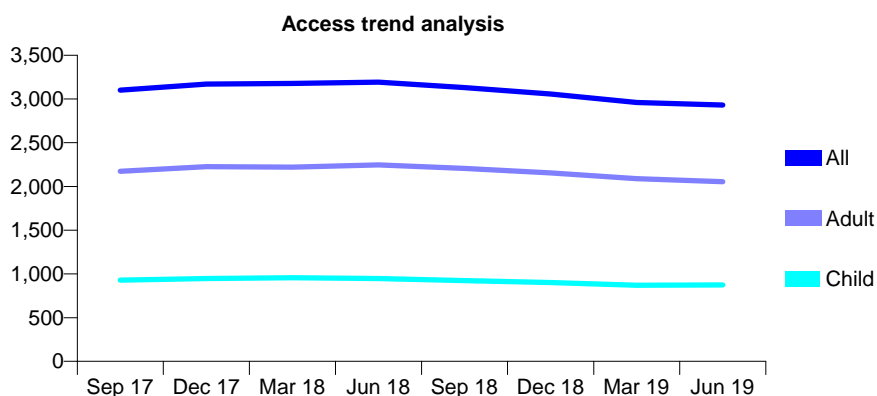
Q67 - Vital Signs At a Glance Contract Report for 741299/0001 - June 2019

Name or company name	MISS DH QUIGLEY
Contract type name	GDS Contract
Purpose of contract	General
Contract start date	01/04/2006
Contract end date	

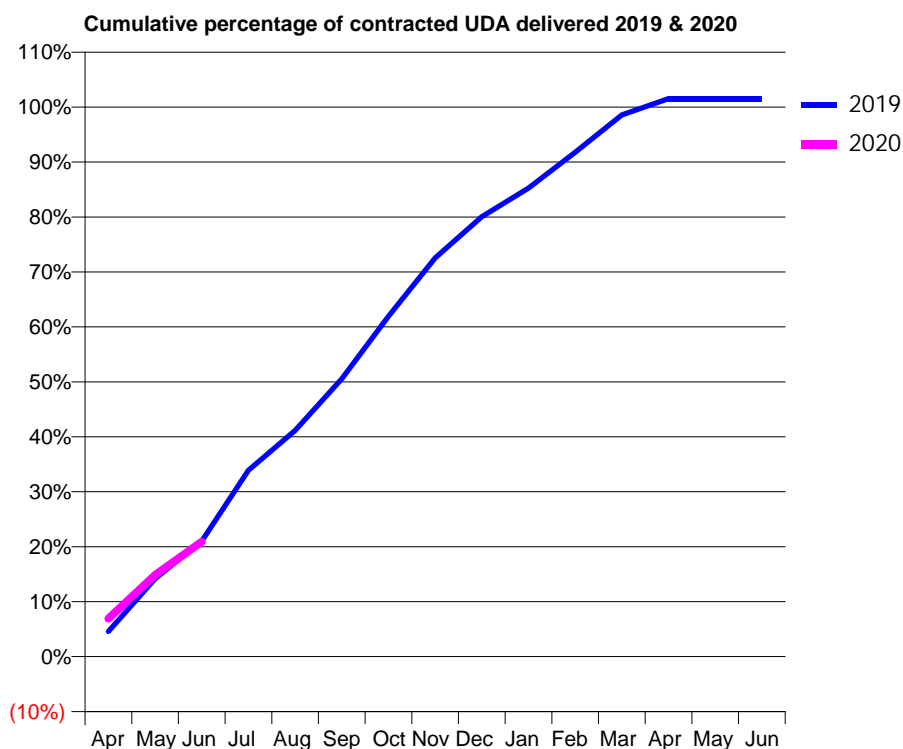
19/20 Contracted general activity (UDA)	8,032
Carry forward general activity (UDA)	0
19/20 Contracted orthodontic activity (UOA)	0
Carry forward orthodontic activity (UOA)	0
Baseline contract value	£203,274.02

ACCESS*

Patients seen in 24 months	Total	Change since previous quarter
Quarter ending June 2018	3,193	
Quarter ending September 2018	3,130	↓
Quarter ending December 2018	3,057	↓
Quarter ending March 2019	2,959	↓
Quarter ending June 2019	2,930	→
Variance since June 2018	(8.2%)	↓



ACTIVITY



Month	Adjusted Scheduled Activity (UDA)	
	2019	2020
April	370	556
May	1,141	1,194
June	1,689	1,679
July	2,724	
August	3,307	
September	4,060	
October	4,974	
November	5,827	
December	6,429	
January	6,849	
February	7,370	
March	7,917	
April	8,156	
May	8,156	
June	8,155	

QUALITY

	Quantity	Base Number	Contract	AT	Region	England
% of FP17s for the same patient ID Re-attending within 3 months - Children	27	307	8.8%	10.6%	10.6%	11.4%
% of FP17s for the same patient ID Re-attending within 3 months - Adults	96	602	15.9%	16.2%	15.2%	15.4%
% of FP17s for the same patient ID Re-attending between 3 & 9 months - Children	153	307	49.8%	56.9%	62.3%	59.8%
% of FP17s for the same patient ID Re-attending between 3 & 9 months - Adults	288	602	47.8%	50.1%	53.3%	52.1%
% of FP17s for Band 1 Urgent Courses	74	811	9.1%	10.0%	9.7%	9.2%
% of FP17s Relating to Free Repair or Replacements	5	811	0.6%	0.5%	0.6%	0.7%
% of FP17s Relating to Continuations	12	811	1.5%	0.7%	0.8%	0.8%
% of Patients satisfied with the dentistry they have received	2	3	N/A	92.0%	93.4%	93.4%
% of Patients satisfied with the time they had to wait for an appointment	1	3	N/A	85.6%	86.8%	87.6%

* This is based on patients treated on this contract for their most recent course of treatment. Figures in italics indicate the base number of FP17s or Patient Questionnaire responses are less than 100. N/A is shown where the base number of responses is less than 10 during the period. % is calculated as Quantity/Base number*100

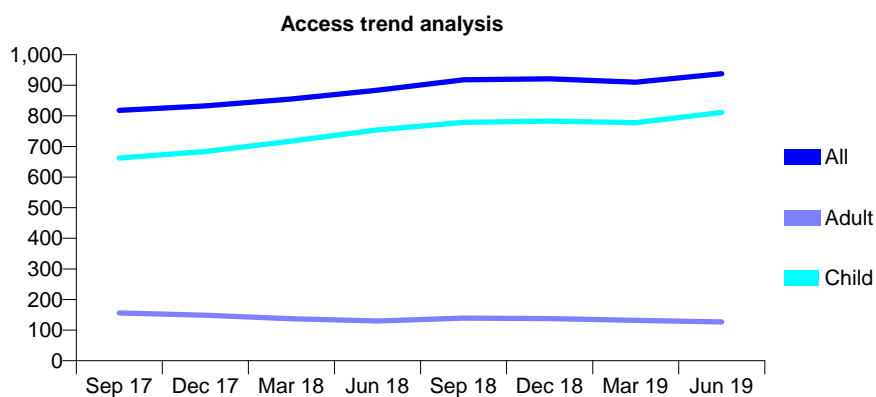
Q67 - Vital Signs At a Glance Contract Report for 741442/0001 - June 2019

Name or company name	MR IC SMALL
Contract type name	GDS Contract
Purpose of contract	General
Contract start date	01/04/2006
Contract end date	

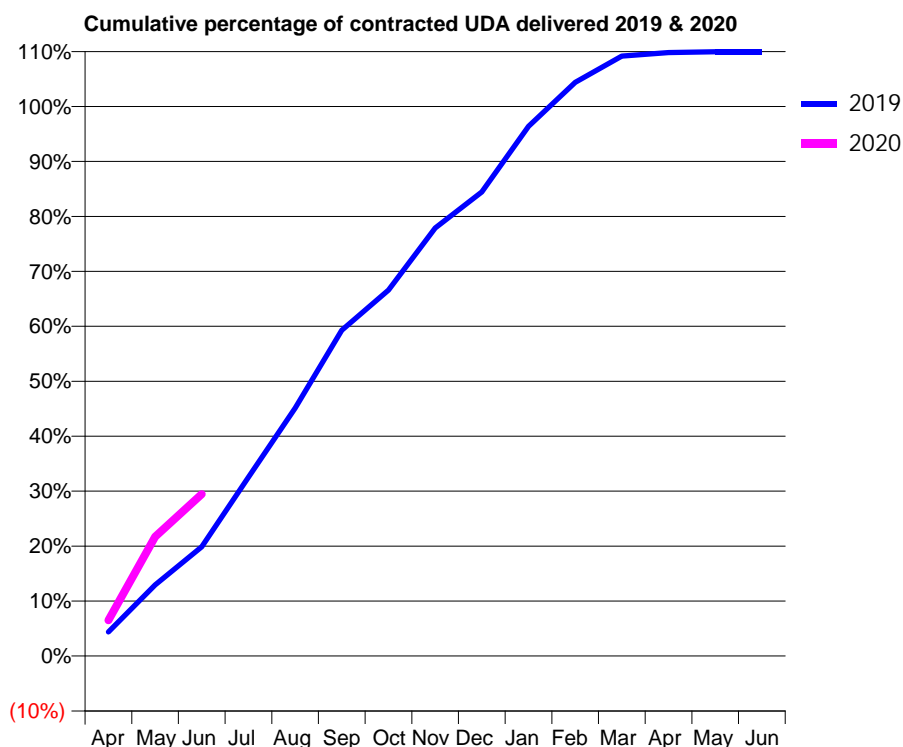
19/20 Contracted general activity (UDA)	1,444
Carry forward general activity (UDA)	0
19/20 Contracted orthodontic activity (UOA)	0
Carry forward orthodontic activity (UOA)	0
Baseline contract value	£33,219.60

ACCESS*

Patients seen in 24 months	Total	Change since previous quarter
Quarter ending June 2018	884	
Quarter ending September 2018	918	↑
Quarter ending December 2018	921	→
Quarter ending March 2019	910	↓
Quarter ending June 2019	938	↑
Variance since June 2018	6.1%	↑



ACTIVITY



Month	Adjusted Scheduled Activity (UDA)	
	2019	2020
April	63	94
May	187	313
June	287	426
July	470	
August	652	
September	856	
October	961	
November	1,125	
December	1,219	
January	1,392	
February	1,507	
March	1,576	
April	1,586	
May	1,588	
June	1,588	

QUALITY

	Quantity	Base Number	Contract	AT	Region	England
% of FP17s for the same patient ID Re-attending within 3 months - Children	16	307	5.2%	10.6%	10.6%	11.4%
% of FP17s for the same patient ID Re-attending within 3 months - Adults	4	22	18.2%	16.2%	15.2%	15.4%
% of FP17s for the same patient ID Re-attending between 3 & 9 months - Children	167	307	54.4%	56.9%	62.3%	59.8%
% of FP17s for the same patient ID Re-attending between 3 & 9 months - Adults	11	22	50.0%	50.1%	53.3%	52.1%
% of FP17s for Band 1 Urgent Courses	8	322	2.5%	10.0%	9.7%	9.2%
% of FP17s Relating to Free Repair or Replacements	0	322	0.0%	0.5%	0.6%	0.7%
% of FP17s Relating to Continuations	0	322	0.0%	0.7%	0.8%	0.8%
% of Patients satisfied with the dentistry they have received	0	0	N/A	92.0%	93.4%	93.4%
% of Patients satisfied with the time they had to wait for an appointment	0	0	N/A	85.6%	86.8%	87.6%

* This is based on patients treated on this contract for their most recent course of treatment. Figures in italics indicate the base number of FP17s or Patient Questionnaire responses are less than 100. N/A is shown where the base number of responses is less than 10 during the period. % is calculated as Quantity/Base number*100

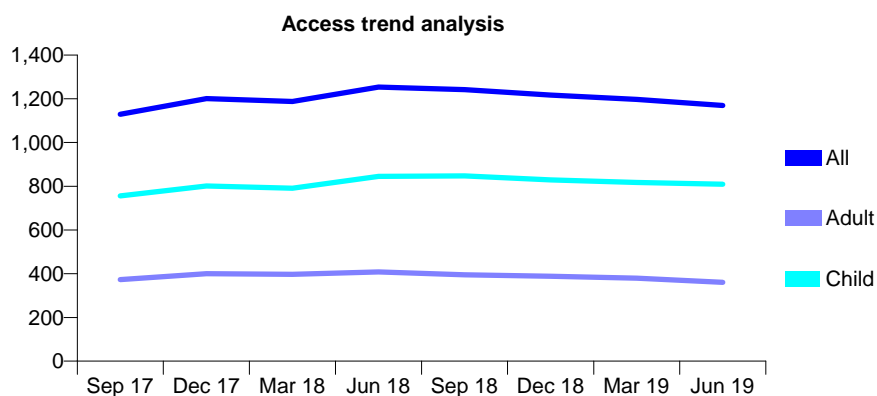
Q67 - Vital Signs At a Glance Contract Report for 741809/0001 - June 2019

Name or company name	MISS KS LEWIS
Contract type name	GDS Contract
Purpose of contract	General
Contract start date	01/04/2006
Contract end date	

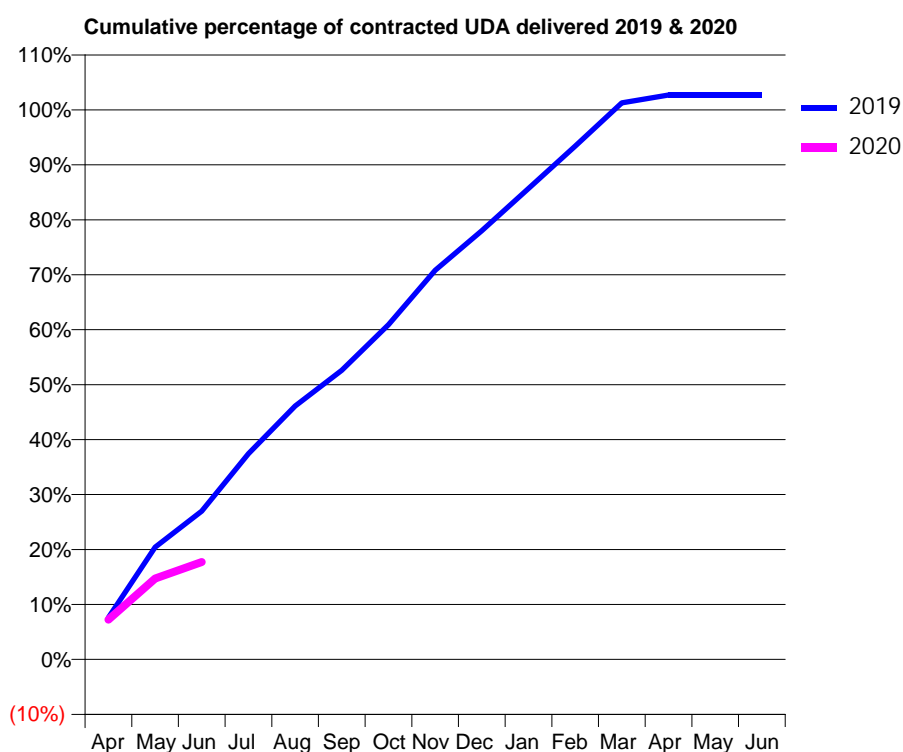
19/20 Contracted general activity (UDA)	2,302
Carry forward general activity (UDA)	0
19/20 Contracted orthodontic activity (UOA)	0
Carry forward orthodontic activity (UOA)	0
Baseline contract value	£52,958.11

ACCESS*

Patients seen in 24 months	Total	Change since previous quarter
Quarter ending June 2018	1,253	
Quarter ending September 2018	1,242	→
Quarter ending December 2018	1,217	↓
Quarter ending March 2019	1,197	↓
Quarter ending June 2019	1,170	↓
Variance since June 2018	(6.6%)	↓



ACTIVITY



Month	2019	2020
April	175	167
May	470	339
June	621	408
July	861	
August	1,062	
September	1,212	
October	1,403	
November	1,631	
December	1,796	
January	1,973	
February	2,151	
March	2,332	
April	2,364	
May	2,364	
June	2,364	

QUALITY

	Quantity	Base Number	Contract	AT	Region	England
% of FP17s for the same patient ID Re-attending within 3 months - Children	6	253	2.4%	10.6%	10.6%	11.4%
% of FP17s for the same patient ID Re-attending within 3 months - Adults	4	60	6.7%	16.2%	15.2%	15.4%
% of FP17s for the same patient ID Re-attending between 3 & 9 months - Children	185	253	73.1%	56.9%	62.3%	59.8%
% of FP17s for the same patient ID Re-attending between 3 & 9 months - Adults	34	60	56.7%	50.1%	53.3%	52.1%
% of FP17s for Band 1 Urgent Courses	0	289	0.0%	10.0%	9.7%	9.2%
% of FP17s Relating to Free Repair or Replacements	0	289	0.0%	0.5%	0.6%	0.7%
% of FP17s Relating to Continuations	1	289	0.3%	0.7%	0.8%	0.8%
% of Patients satisfied with the dentistry they have received	0	0	N/A	92.0%	93.4%	93.4%
% of Patients satisfied with the time they had to wait for an appointment	0	0	N/A	85.6%	86.8%	87.6%

* This is based on patients treated on this contract for their most recent course of treatment. Figures in italics indicate the base number of FP17s or Patient Questionnaire responses are less than 100. N/A is shown where the base number of responses is less than 10 during the period. % is calculated as Quantity/Base number*100

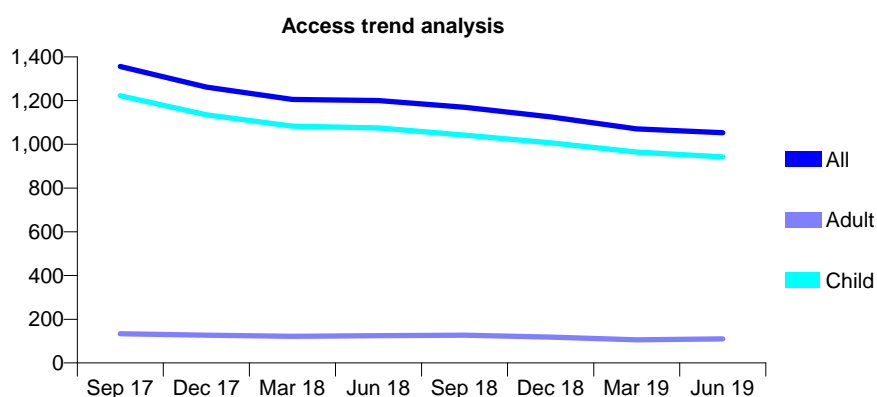
Q67 - Vital Signs At a Glance Contract Report for 742023/0001 - June 2019

Name or company name	MR KP BAKER
Contract type name	GDS Contract
Purpose of contract	General
Contract start date	01/04/2006
Contract end date	

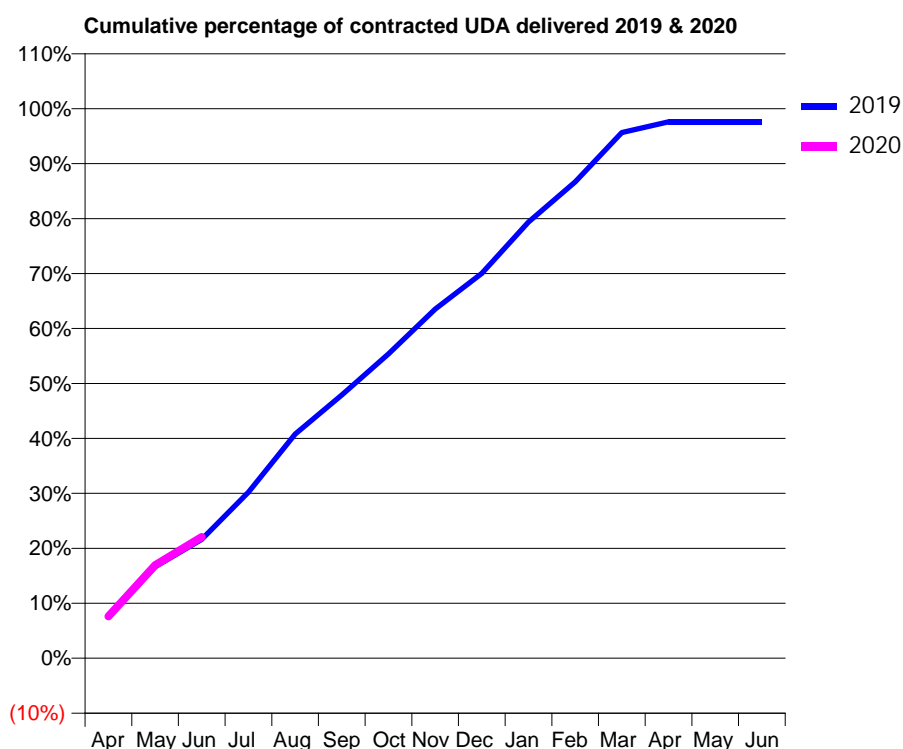
19/20 Contracted general activity (UDA)	1,826
Carry forward general activity (UDA)	0
19/20 Contracted orthodontic activity (UOA)	0
Carry forward orthodontic activity (UOA)	0
Baseline contract value	£42,007.63

ACCESS*

Patients seen in 24 months	Total	Change since previous quarter
Quarter ending June 2018	1,200	
Quarter ending September 2018	1,169	↓
Quarter ending December 2018	1,125	↓
Quarter ending March 2019	1,071	↓
Quarter ending June 2019	1,053	↓
Variance since June 2018	(12.3%)	↓



ACTIVITY



Month	2019	2020
April	138	139
May	304	310
June	395	403
July	552	
August	745	
September	874	
October	1,011	
November	1,160	
December	1,278	
January	1,449	
February	1,583	
March	1,747	
April	1,782	
May	1,782	
June	1,782	

QUALITY

	Quantity	Base Number	Contract	AT	Region	England
% of FP17s for the same patient ID Re-attending within 3 months - Children	25	381	6.6%	10.6%	10.6%	11.4%
% of FP17s for the same patient ID Re-attending within 3 months - Adults	0	0	N/A	16.2%	15.2%	15.4%
% of FP17s for the same patient ID Re-attending between 3 & 9 months - Children	246	381	64.6%	56.9%	62.3%	59.8%
% of FP17s for the same patient ID Re-attending between 3 & 9 months - Adults	0	0	N/A	50.1%	53.3%	52.1%
% of FP17s for Band 1 Urgent Courses	10	351	2.8%	10.0%	9.7%	9.2%
% of FP17s Relating to Free Repair or Replacements	0	351	0.0%	0.5%	0.6%	0.7%
% of FP17s Relating to Continuations	0	351	0.0%	0.7%	0.8%	0.8%
% of Patients satisfied with the dentistry they have received	0	0	N/A	92.0%	93.4%	93.4%
% of Patients satisfied with the time they had to wait for an appointment	0	0	N/A	85.6%	86.8%	87.6%

* This is based on patients treated on this contract for their most recent course of treatment.

Figures in italics indicate the base number of FP17s or Patient Questionnaire responses are less than 100. N/A is shown where the base number of responses is less than 10 during the period. % is calculated as Quantity/Base number*100

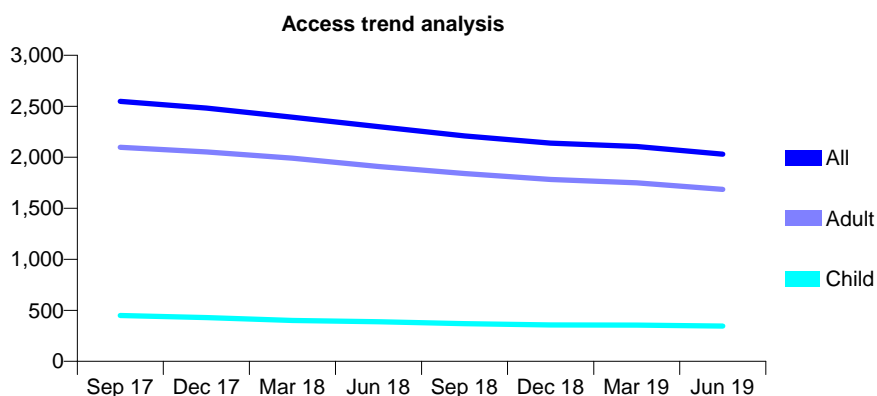
Q67 - Vital Signs At a Glance Contract Report for 748439/0002 - June 2019

Name or company name	Mohammad Reza Najafi
Contract type name	GDS Contract
Purpose of contract	General
Contract start date	15/04/2010
Contract end date	

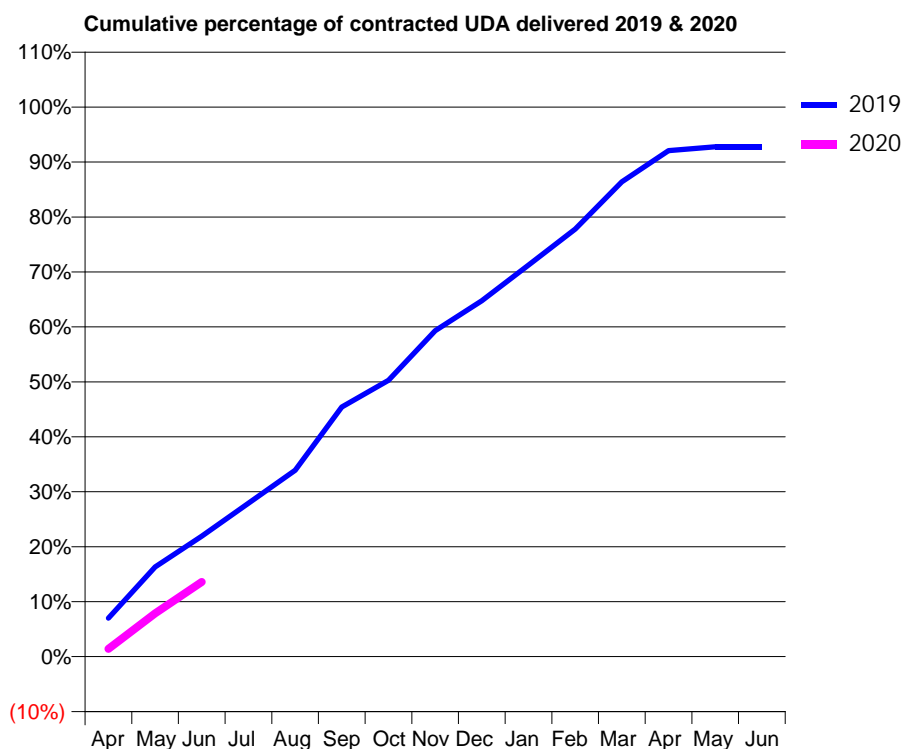
19/20 Contracted general activity (UDA)	5,845
Carry forward general activity (UDA)	0
19/20 Contracted orthodontic activity (UOA)	0
Carry forward orthodontic activity (UOA)	0
Baseline contract value	£155,129.62

ACCESS*

Patients seen in 24 months	Total	Change since previous quarter
Quarter ending June 2018	2,300	
Quarter ending September 2018	2,210	↓
Quarter ending December 2018	2,139	↓
Quarter ending March 2019	2,105	↓
Quarter ending June 2019	2,031	↓
Variance since June 2018	(11.7%)	↓



ACTIVITY



Month	Adjusted Scheduled Activity (UDA)	
	2019	2020
April	409	83
May	953	460
June	1,282	794
July	1,632	
August	1,982	
September	2,655	
October	2,939	
November	3,465	
December	3,785	
January	4,166	
February	4,549	
March	5,050	
April	5,382	
May	5,422	
June	5,422	

QUALITY

	Quantity	Base Number	Contract	AT	Region	England
% of FP17s for the same patient ID Re-attending within 3 months - Children	7	107	6.5%	10.6%	10.6%	11.4%
% of FP17s for the same patient ID Re-attending within 3 months - Adults	78	417	18.7%	16.2%	15.2%	15.4%
% of FP17s for the same patient ID Re-attending between 3 & 9 months - Children	41	107	38.3%	56.9%	62.3%	59.8%
% of FP17s for the same patient ID Re-attending between 3 & 9 months - Adults	169	417	40.5%	50.1%	53.3%	52.1%
% of FP17s for Band 1 Urgent Courses	55	375	14.7%	10.0%	9.7%	9.2%
% of FP17s Relating to Free Repair or Replacements	5	375	1.3%	0.5%	0.6%	0.7%
% of FP17s Relating to Continuations	1	375	0.3%	0.7%	0.8%	0.8%
% of Patients satisfied with the dentistry they have received	0	1	N/A	92.0%	93.4%	93.4%
% of Patients satisfied with the time they had to wait for an appointment	1	1	N/A	85.6%	86.8%	87.6%

* This is based on patients treated on this contract for their most recent course of treatment. Figures in italics indicate the base number of FP17s or Patient Questionnaire responses are less than 100. N/A is shown where the base number of responses is less than 10 during the period. % is calculated as Quantity/Base number*100

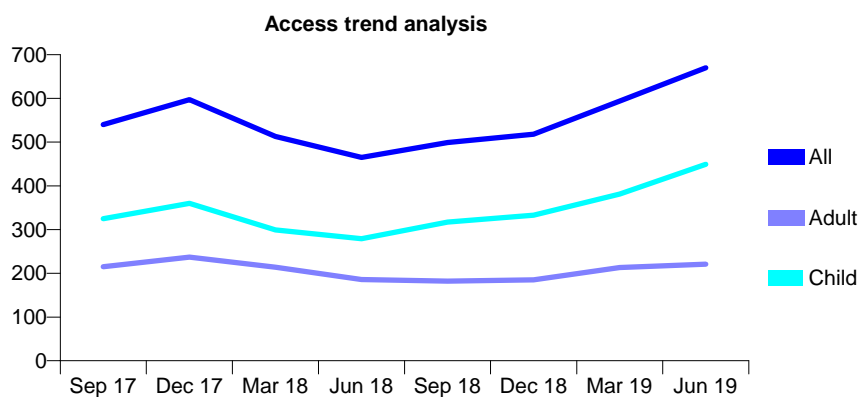
Q67 - Vital Signs At a Glance Contract Report for 751707/0001 - June 2019

Name or company name	MR RK LINTON
Contract type name	GDS Contract
Purpose of contract	General
Contract start date	01/04/2006
Contract end date	

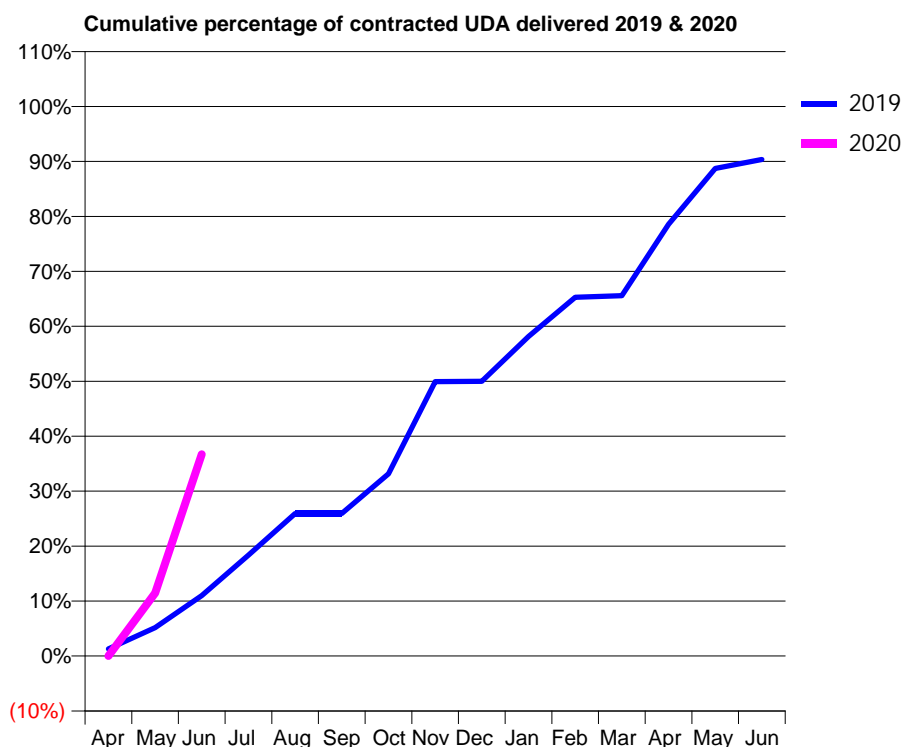
19/20 Contracted general activity (UDA)	1,161
Carry forward general activity (UDA)	0
19/20 Contracted orthodontic activity (UOA)	0
Carry forward orthodontic activity (UOA)	0
Baseline contract value	£26,709.12

ACCESS*

Patients seen in 24 months	Total	Change since previous quarter
Quarter ending June 2018	465	
Quarter ending September 2018	499	↑
Quarter ending December 2018	518	↑
Quarter ending March 2019	594	↑
Quarter ending June 2019	670	↑
Variance since June 2018	44.1%	↑



ACTIVITY



Month	Adjusted Scheduled Activity (UDA)	
	2019	2020
April	15	0
May	60	133
June	128	426
July	213	
August	301	
September	301	
October	385	
November	580	
December	581	
January	675	
February	758	
March	761	
April	912	
May	1,030	
June	1,049	

QUALITY

	Quantity	Base Number	Contract	AT	Region	England
% of FP17s for the same patient ID Re-attending within 3 months - Children	16	283	5.7%	10.6%	10.6%	11.4%
% of FP17s for the same patient ID Re-attending within 3 months - Adults	3	84	3.6%	16.2%	15.2%	15.4%
% of FP17s for the same patient ID Re-attending between 3 & 9 months - Children	101	283	35.7%	56.9%	62.3%	59.8%
% of FP17s for the same patient ID Re-attending between 3 & 9 months - Adults	18	84	21.4%	50.1%	53.3%	52.1%
% of FP17s for Band 1 Urgent Courses	0	182	0.0%	10.0%	9.7%	9.2%
% of FP17s Relating to Free Repair or Replacements	0	182	0.0%	0.5%	0.6%	0.7%
% of FP17s Relating to Continuations	0	182	0.0%	0.7%	0.8%	0.8%
% of Patients satisfied with the dentistry they have received	0	0	N/A	92.0%	93.4%	93.4%
% of Patients satisfied with the time they had to wait for an appointment	0	0	N/A	85.6%	86.8%	87.6%

* This is based on patients treated on this contract for their most recent course of treatment. Figures in italics indicate the base number of FP17s or Patient Questionnaire responses are less than 100. N/A is shown where the base number of responses is less than 10 during the period. % is calculated as Quantity/Base number*100

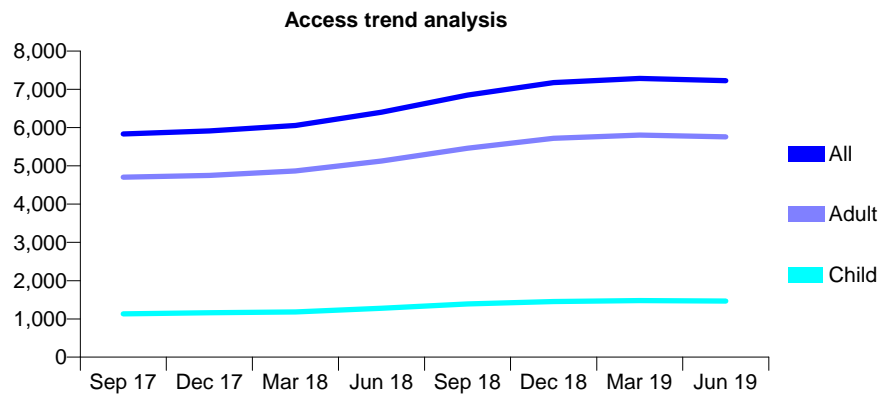
Q67 - Vital Signs At a Glance Contract Report for 762202/0001 - June 2019

Name or company name	Station Road Dental Partnership
Contract type name	GDS Contract
Purpose of contract	General
Contract start date	01/04/2006
Contract end date	

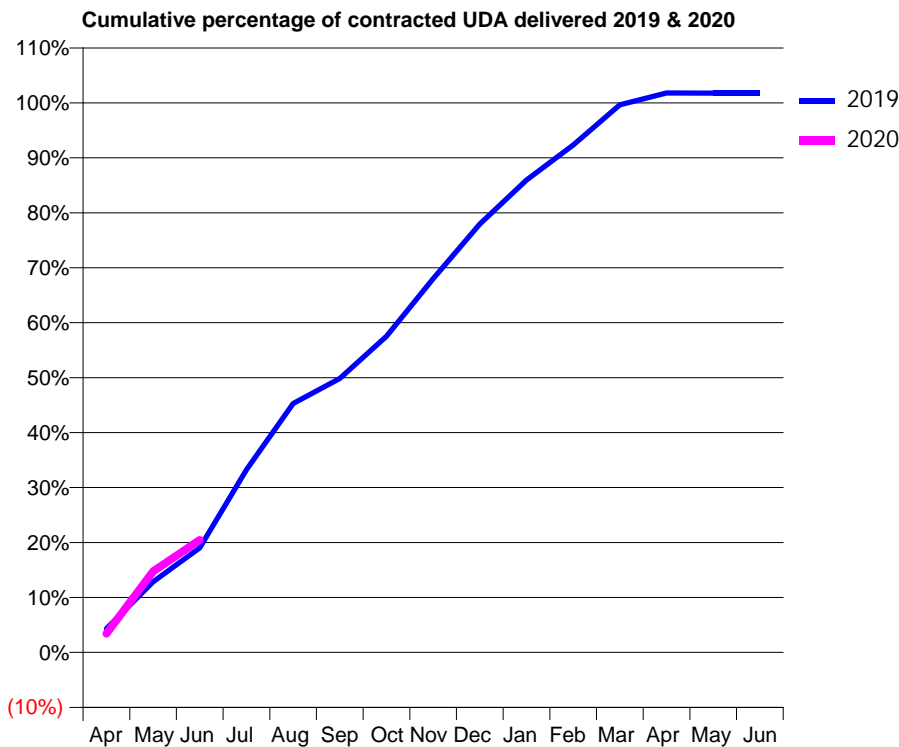
19/20 Contracted general activity (UDA)	20,863
Carry forward general activity (UDA)	0
19/20 Contracted orthodontic activity (UOA)	0
Carry forward orthodontic activity (UOA)	0
Baseline contract value	£538,096.98

ACCESS*

Patients seen in 24 months	Total	Change since previous quarter
Quarter ending June 2018	6,402	
Quarter ending September 2018	6,849	↑
Quarter ending December 2018	7,175	↑
Quarter ending March 2019	7,285	→
Quarter ending June 2019	7,223	→
Variance since June 2018	12.8%	↑



ACTIVITY



Month	2019	2020
April	1,109	714
May	3,305	3,081
June	4,885	4,268
July	8,531	
August	11,622	
September	12,791	
October	14,764	
November	17,455	
December	20,000	
January	22,053	
February	23,696	
March	25,576	
April	26,123	
May	26,117	
June	26,118	

QUALITY

	Quantity	Base Number	Contract	AT	Region	England
% of FP17s for the same patient ID Re-attending within 3 months - Children	28	395	7.1%	10.6%	10.6%	11.4%
% of FP17s for the same patient ID Re-attending within 3 months - Adults	199	1,544	12.9%	16.2%	15.2%	15.4%
% of FP17s for the same patient ID Re-attending between 3 & 9 months - Children	225	395	57.0%	56.9%	62.3%	59.8%
% of FP17s for the same patient ID Re-attending between 3 & 9 months - Adults	1,005	1,544	65.1%	50.1%	53.3%	52.1%
% of FP17s for Band 1 Urgent Courses	122	1,742	7.0%	10.0%	9.7%	9.2%
% of FP17s Relating to Free Repair or Replacements	11	1,742	0.6%	0.5%	0.6%	0.7%
% of FP17s Relating to Continuations	3	1,742	0.2%	0.7%	0.8%	0.8%
% of Patients satisfied with the dentistry they have received	11	12	91.7%	92.0%	93.4%	93.4%
% of Patients satisfied with the time they had to wait for an appointment	10	12	83.3%	85.6%	86.8%	87.6%

* This is based on patients treated on this contract for their most recent course of treatment. Figures in italics indicate the base number of FP17s or Patient Questionnaire responses are less than 100. N/A is shown where the base number of responses is less than 10 during the period. % is calculated as Quantity/Base number*100

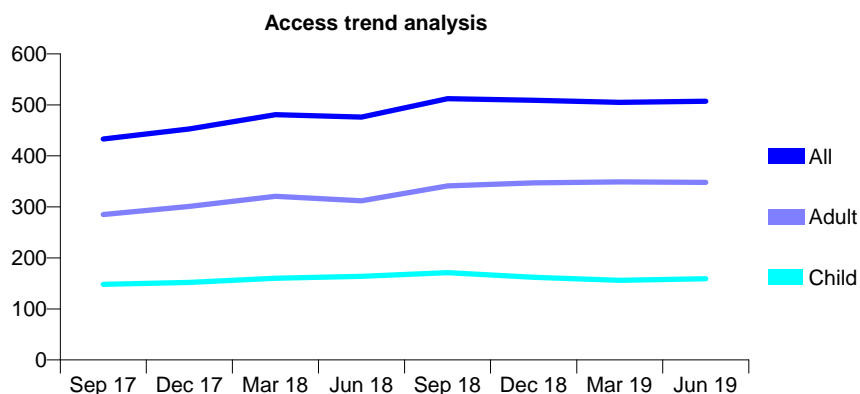
Q67 - Vital Signs At a Glance Contract Report for 765759/0002 - June 2019

Name or company name	MRS TF SIJUWADE
Contract type name	GDS Contract
Purpose of contract	General
Contract start date	04/01/2016
Contract end date	

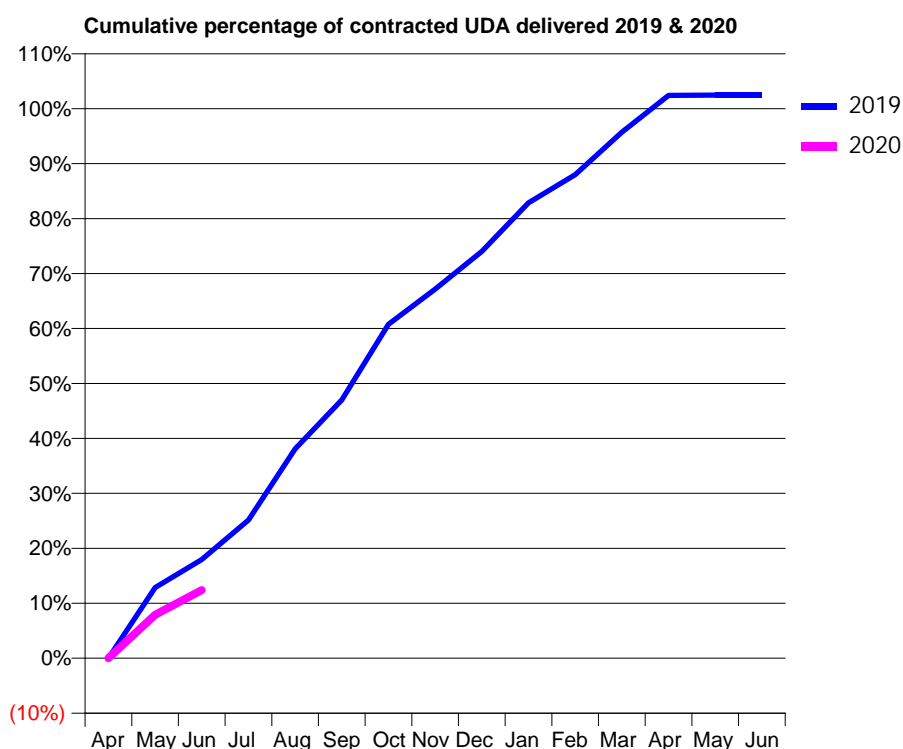
19/20 Contracted general activity (UDA)	1,270
Carry forward general activity (UDA)	0
19/20 Contracted orthodontic activity (UOA)	0
Carry forward orthodontic activity (UOA)	0
Baseline contract value	£38,062.08

ACCESS*

Patients seen in 24 months	Total	Change since previous quarter
Quarter ending June 2018	476	
Quarter ending September 2018	512	↑
Quarter ending December 2018	509	→
Quarter ending March 2019	505	→
Quarter ending June 2019	507	→
Variance since June 2018	6.5%	↑



ACTIVITY



Month	Adjusted Scheduled Activity (UDA)	
	2019	2020
April	0	0
May	163	100
June	228	157
July	319	
August	484	
September	597	
October	771	
November	853	
December	940	
January	1,052	
February	1,117	
March	1,215	
April	1,300	
May	1,301	
June	1,301	

QUALITY

	Quantity	Base Number	Contract	AT	Region	England
% of FP17s for the same patient ID Re-attending within 3 months - Children	7	43	16.3%	10.6%	10.6%	11.4%
% of FP17s for the same patient ID Re-attending within 3 months - Adults	26	73	35.6%	16.2%	15.2%	15.4%
% of FP17s for the same patient ID Re-attending between 3 & 9 months - Children	25	43	58.1%	56.9%	62.3%	59.8%
% of FP17s for the same patient ID Re-attending between 3 & 9 months - Adults	21	73	28.8%	50.1%	53.3%	52.1%
% of FP17s for Band 1 Urgent Courses	26	79	32.9%	10.0%	9.7%	9.2%
% of FP17s Relating to Free Repair or Replacements	0	79	0.0%	0.5%	0.6%	0.7%
% of FP17s Relating to Continuations	0	79	0.0%	0.7%	0.8%	0.8%
% of Patients satisfied with the dentistry they have received	1	1	N/A	92.0%	93.4%	93.4%
% of Patients satisfied with the time they had to wait for an appointment	1	1	N/A	85.6%	86.8%	87.6%

* This is based on patients treated on this contract for their most recent course of treatment.

Figures in italics indicate the base number of FP17s or Patient Questionnaire responses are less than 100. N/A is shown where the base number of responses is less than 10 during the period. % is calculated as Quantity/Base number*100

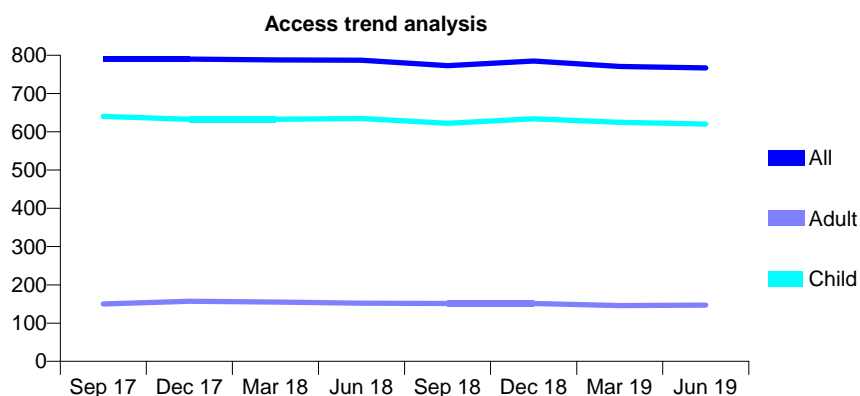
Q67 - Vital Signs At a Glance Contract Report for 768189/0001 - June 2019

Name or company name	MR CA DU PLESSIS
Contract type name	GDS Contract
Purpose of contract	General
Contract start date	01/04/2006
Contract end date	

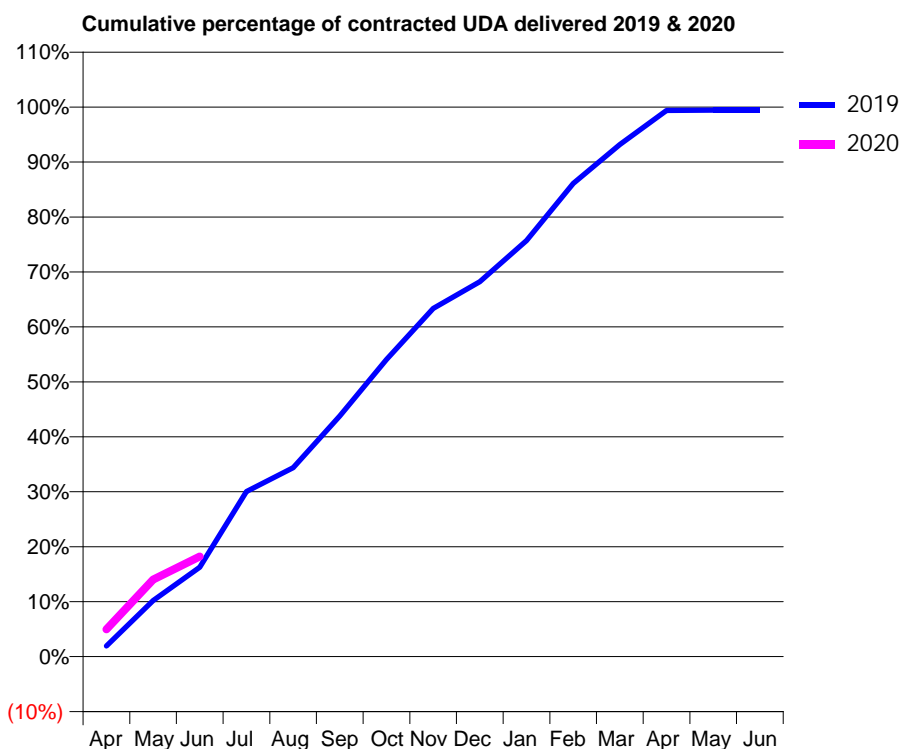
19/20 Contracted general activity (UDA)	2,000
Carry forward general activity (UDA)	0
19/20 Contracted orthodontic activity (UOA)	0
Carry forward orthodontic activity (UOA)	0
Baseline contract value	£50,608.27

ACCESS*

Patients seen in 24 months	Total	Change since previous quarter
Quarter ending June 2018	787	
Quarter ending September 2018	773	↓
Quarter ending December 2018	785	→
Quarter ending March 2019	771	↓
Quarter ending June 2019	767	→
Variance since June 2018	(2.5%)	↓



ACTIVITY



Month	Adjusted Scheduled Activity (UDA)	
	2019	2020
April	39	99
May	204	281
June	326	364
July	601	
August	687	
September	876	
October	1,082	
November	1,267	
December	1,364	
January	1,514	
February	1,722	
March	1,864	
April	1,988	
May	1,989	
June	1,989	

QUALITY

	Quantity	Base Number	Contract	AT	Region	England
% of FP17s for the same patient ID Re-attending within 3 months - Children	17	322	5.3%	10.6%	10.6%	11.4%
% of FP17s for the same patient ID Re-attending within 3 months - Adults	4	29	13.8%	16.2%	15.2%	15.4%
% of FP17s for the same patient ID Re-attending between 3 & 9 months - Children	268	322	83.2%	56.9%	62.3%	59.8%
% of FP17s for the same patient ID Re-attending between 3 & 9 months - Adults	22	29	75.9%	50.1%	53.3%	52.1%
% of FP17s for Band 1 Urgent Courses	6	270	2.2%	10.0%	9.7%	9.2%
% of FP17s Relating to Free Repair or Replacements	0	270	0.0%	0.5%	0.6%	0.7%
% of FP17s Relating to Continuations	0	270	0.0%	0.7%	0.8%	0.8%
% of Patients satisfied with the dentistry they have received	0	0	N/A	92.0%	93.4%	93.4%
% of Patients satisfied with the time they had to wait for an appointment	0	0	N/A	85.6%	86.8%	87.6%

* This is based on patients treated on this contract for their most recent course of treatment. Figures in italics indicate the base number of FP17s or Patient Questionnaire responses are less than 100. N/A is shown where the base number of responses is less than 10 during the period. % is calculated as Quantity/Base number*100

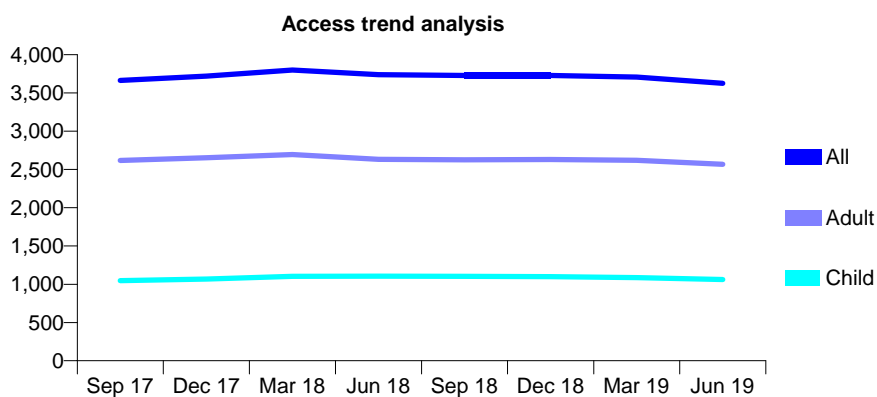
Q67 - Vital Signs At a Glance Contract Report for 769142/0002 - June 2019

Name or company name	MR JK BABAYEMI
Contract type name	GDS Contract
Purpose of contract	General
Contract start date	01/03/2008
Contract end date	

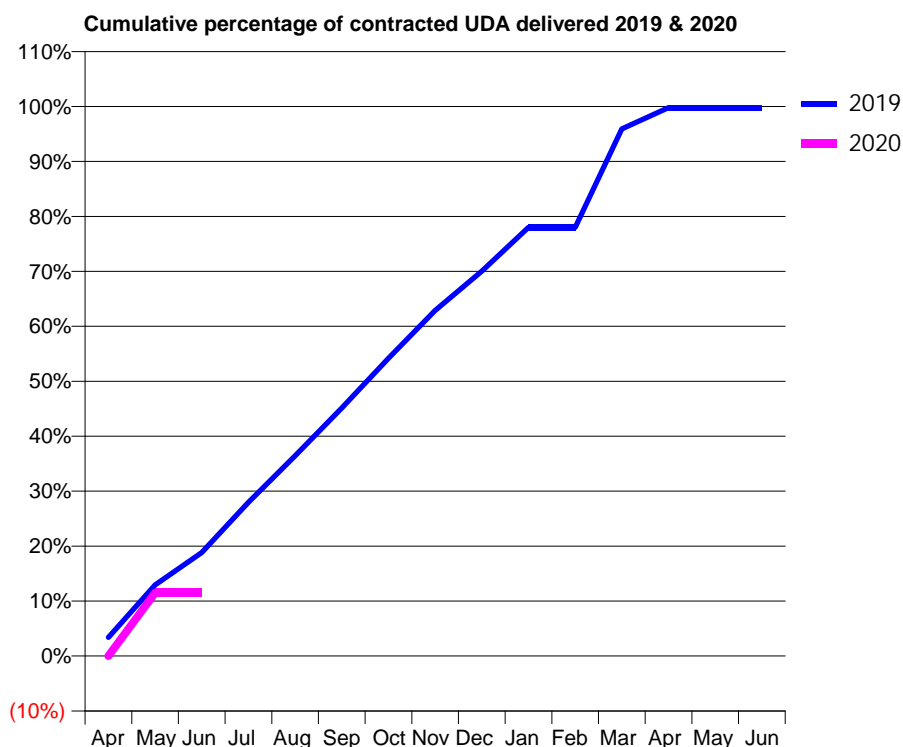
19/20 Contracted general activity (UDA)	10,638
Carry forward general activity (UDA)	0
19/20 Contracted orthodontic activity (UOA)	0
Carry forward orthodontic activity (UOA)	0
Baseline contract value	£309,813.53

ACCESS*

Patients seen in 24 months	Total	Change since previous quarter
Quarter ending June 2018	3,738	
Quarter ending September 2018	3,729	→
Quarter ending December 2018	3,729	→
Quarter ending March 2019	3,706	→
Quarter ending June 2019	3,626	↓
Variance since June 2018	(3.0%)	↓



ACTIVITY



Month	Adjusted Scheduled Activity (UDA)	
	2019	2020
April	363	0
May	1,378	1,224
June	2,005	1,224
July	2,976	
August	3,877	
September	4,801	
October	5,763	
November	6,689	
December	7,449	
January	8,297	
February	8,297	
March	10,205	
April	10,617	
May	10,616	
June	10,616	

QUALITY

	Quantity	Base Number	Contract	AT	Region	England
% of FP17s for the same patient ID Re-attending within 3 months - Children	8	207	3.9%	10.6%	10.6%	11.4%
% of FP17s for the same patient ID Re-attending within 3 months - Adults	37	503	7.4%	16.2%	15.2%	15.4%
% of FP17s for the same patient ID Re-attending between 3 & 9 months - Children	89	207	43.0%	56.9%	62.3%	59.8%
% of FP17s for the same patient ID Re-attending between 3 & 9 months - Adults	225	503	44.7%	50.1%	53.3%	52.1%
% of FP17s for Band 1 Urgent Courses	50	532	9.4%	10.0%	9.7%	9.2%
% of FP17s Relating to Free Repair or Replacements	0	532	0.0%	0.5%	0.6%	0.7%
% of FP17s Relating to Continuations	0	532	0.0%	0.7%	0.8%	0.8%
% of Patients satisfied with the dentistry they have received	2	2	N/A	92.0%	93.4%	93.4%
% of Patients satisfied with the time they had to wait for an appointment	1	2	N/A	85.6%	86.8%	87.6%

* This is based on patients treated on this contract for their most recent course of treatment. Figures in italics indicate the base number of FP17s or Patient Questionnaire responses are less than 100. N/A is shown where the base number of responses is less than 10 during the period. % is calculated as Quantity/Base number*100

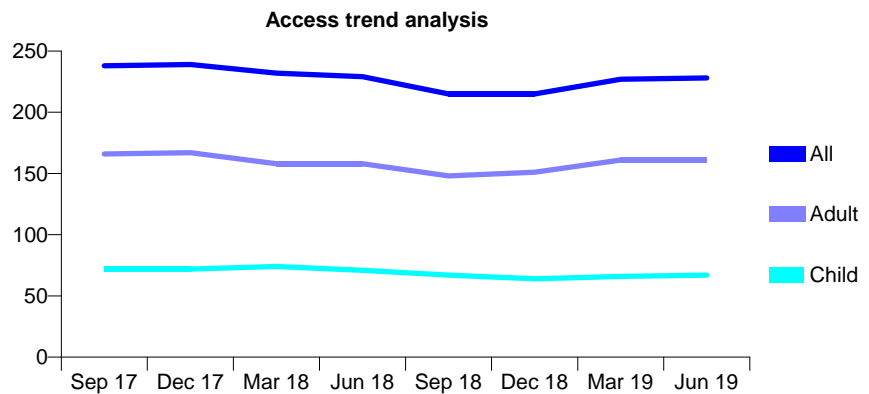
Q67 - Vital Signs At a Glance Contract Report for 773727/0001 - June 2019

Name or company name	MR PK MOO
Contract type name	GDS Contract
Purpose of contract	General
Contract start date	01/04/2006
Contract end date	

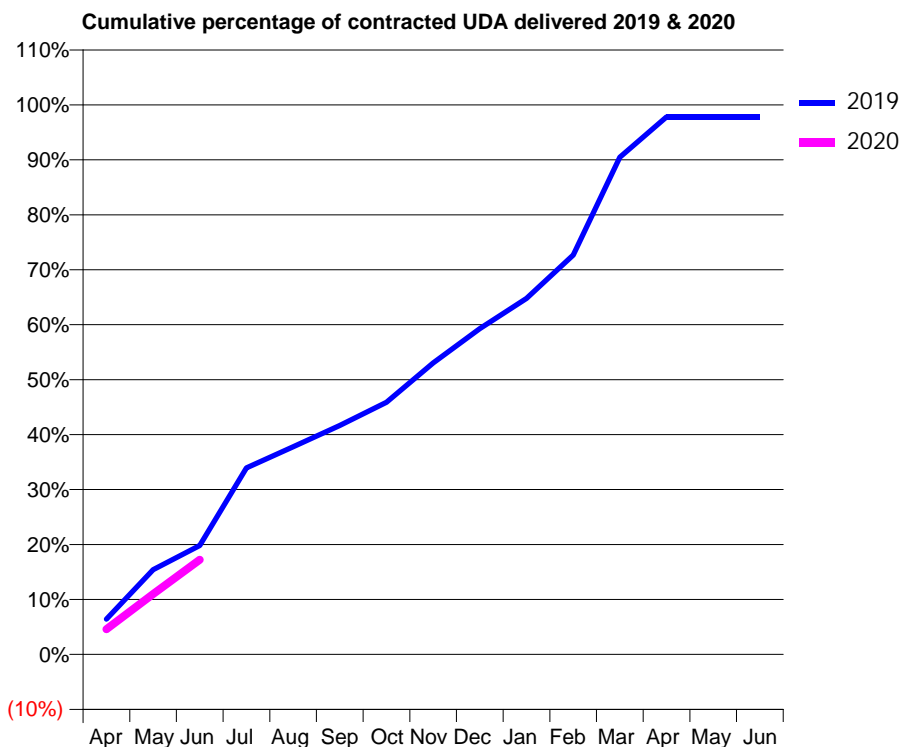
19/20 Contracted general activity (UDA)	545
Carry forward general activity (UDA)	0
19/20 Contracted orthodontic activity (UOA)	0
Carry forward orthodontic activity (UOA)	0
Baseline contract value	£12,846.28

ACCESS*

Patients seen in 24 months	Total	Change since previous quarter
Quarter ending June 2018	229	
Quarter ending September 2018	215	↓
Quarter ending December 2018	215	→
Quarter ending March 2019	227	↑
Quarter ending June 2019	228	→
Variance since June 2018	(0.4%)	→



ACTIVITY



Adjusted Scheduled Activity (UDA)		
Month	2019	2020
April	35	25
May	84	60
June	108	94
July	185	
August	206	
September	227	
October	250	
November	289	
December	323	
January	353	
February	396	
March	493	
April	533	
May	533	
June	533	

QUALITY

	Quantity	Base Number	Contract	AT	Region	England
% of FP17s for the same patient ID Re-attending within 3 months - Children	1	25	4.0%	10.6%	10.6%	11.4%
% of FP17s for the same patient ID Re-attending within 3 months - Adults	3	24	12.5%	16.2%	15.2%	15.4%
% of FP17s for the same patient ID Re-attending between 3 & 9 months - Children	18	25	72.0%	56.9%	62.3%	59.8%
% of FP17s for the same patient ID Re-attending between 3 & 9 months - Adults	6	24	25.0%	50.1%	53.3%	52.1%
% of FP17s for Band 1 Urgent Courses	0	44	0.0%	10.0%	9.7%	9.2%
% of FP17s Relating to Free Repair or Replacements	0	44	0.0%	0.5%	0.6%	0.7%
% of FP17s Relating to Continuations	0	44	0.0%	0.7%	0.8%	0.8%
% of Patients satisfied with the dentistry they have received	0	0	N/A	92.0%	93.4%	93.4%
% of Patients satisfied with the time they had to wait for an appointment	0	0	N/A	85.6%	86.8%	87.6%

* This is based on patients treated on this contract for their most recent course of treatment. Figures in italics indicate the base number of FP17s or Patient Questionnaire responses are less than 100. N/A is shown where the base number of responses is less than 10 during the period. % is calculated as Quantity/Base number*100

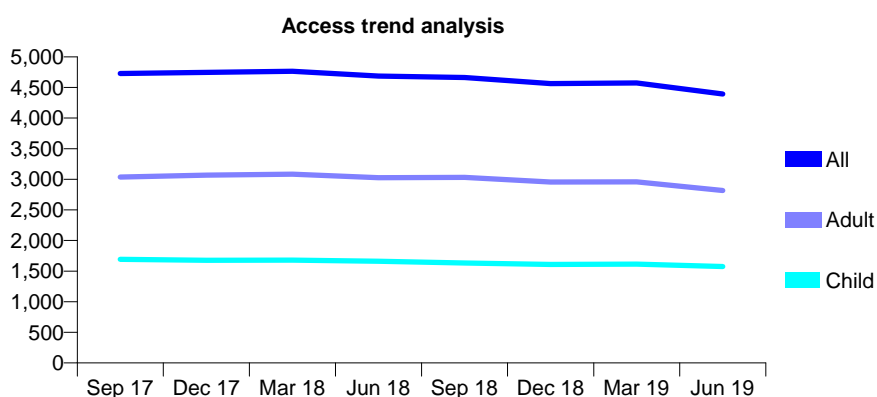
Q67 - Vital Signs At a Glance Contract Report for 776009/0002 - June 2019

Name or company name	MISS R RAY
Contract type name	GDS Contract
Purpose of contract	General
Contract start date	01/04/2009
Contract end date	

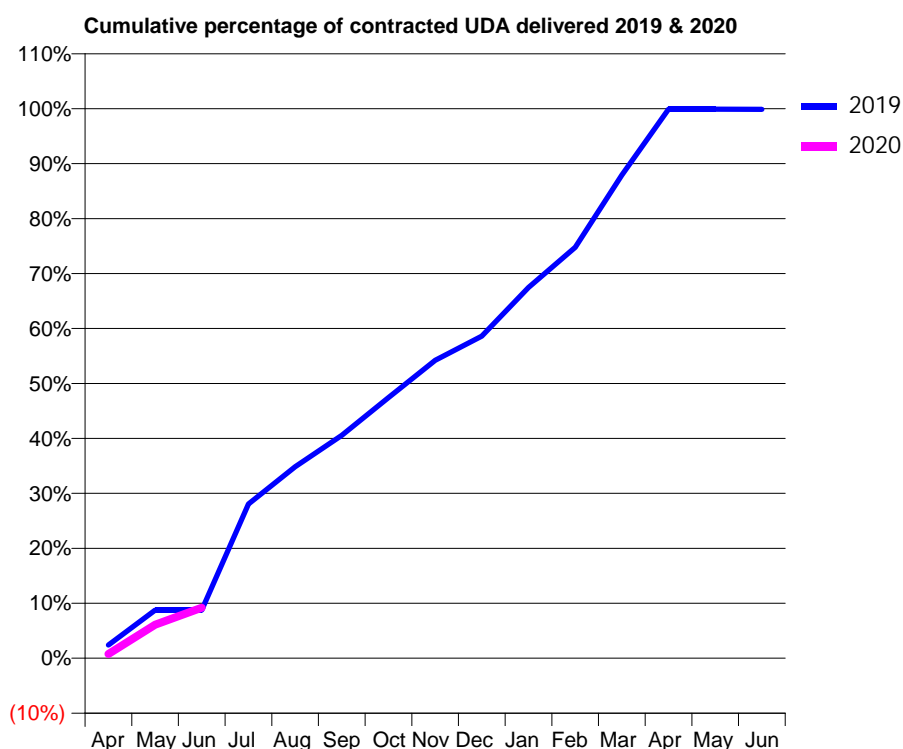
19/20 Contracted general activity (UDA)	10,262
Carry forward general activity (UDA)	0
19/20 Contracted orthodontic activity (UOA)	0
Carry forward orthodontic activity (UOA)	0
Baseline contract value	£278,454.62

ACCESS*

Patients seen in 24 months	Total	Change since previous quarter
Quarter ending June 2018	4,686	
Quarter ending September 2018	4,664	→
Quarter ending December 2018	4,563	↓
Quarter ending March 2019	4,574	→
Quarter ending June 2019	4,394	↓
Variance since June 2018	(6.2%)	↓



ACTIVITY



Month	2019	2020
April	248	82
May	897	627
June	897	942
July	2,879	
August	3,577	
September	4,162	
October	4,868	
November	5,563	
December	6,016	
January	6,925	
February	7,673	
March	9,020	
April	10,251	
May	10,251	
June	10,248	

QUALITY

	Quantity	Base Number	Contract	AT	Region	England
% of FP17s for the same patient ID Re-attending within 3 months - Children	33	364	9.1%	10.6%	10.6%	11.4%
% of FP17s for the same patient ID Re-attending within 3 months - Adults	145	711	20.4%	16.2%	15.2%	15.4%
% of FP17s for the same patient ID Re-attending between 3 & 9 months - Children	127	364	34.9%	56.9%	62.3%	59.8%
% of FP17s for the same patient ID Re-attending between 3 & 9 months - Adults	237	711	33.3%	50.1%	53.3%	52.1%
% of FP17s for Band 1 Urgent Courses	74	445	16.6%	10.0%	9.7%	9.2%
% of FP17s Relating to Free Repair or Replacements	8	445	1.8%	0.5%	0.6%	0.7%
% of FP17s Relating to Continuations	0	445	0.0%	0.7%	0.8%	0.8%
% of Patients satisfied with the dentistry they have received	0	0	N/A	92.0%	93.4%	93.4%
% of Patients satisfied with the time they had to wait for an appointment	0	0	N/A	85.6%	86.8%	87.6%

* This is based on patients treated on this contract for their most recent course of treatment.

Figures in italics indicate the base number of FP17s or Patient Questionnaire responses are less than 100. N/A is shown where the base number of responses is less than 10 during the period. % is calculated as Quantity/Base number*100

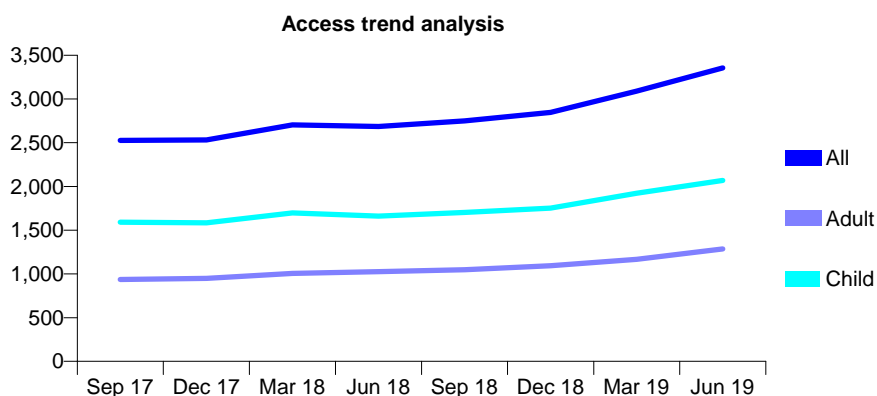
Q67 - Vital Signs At a Glance Contract Report for 781282/0001 - June 2019

Name or company name	MR H WALIA
Contract type name	GDS Contract
Purpose of contract	General
Contract start date	01/04/2006
Contract end date	

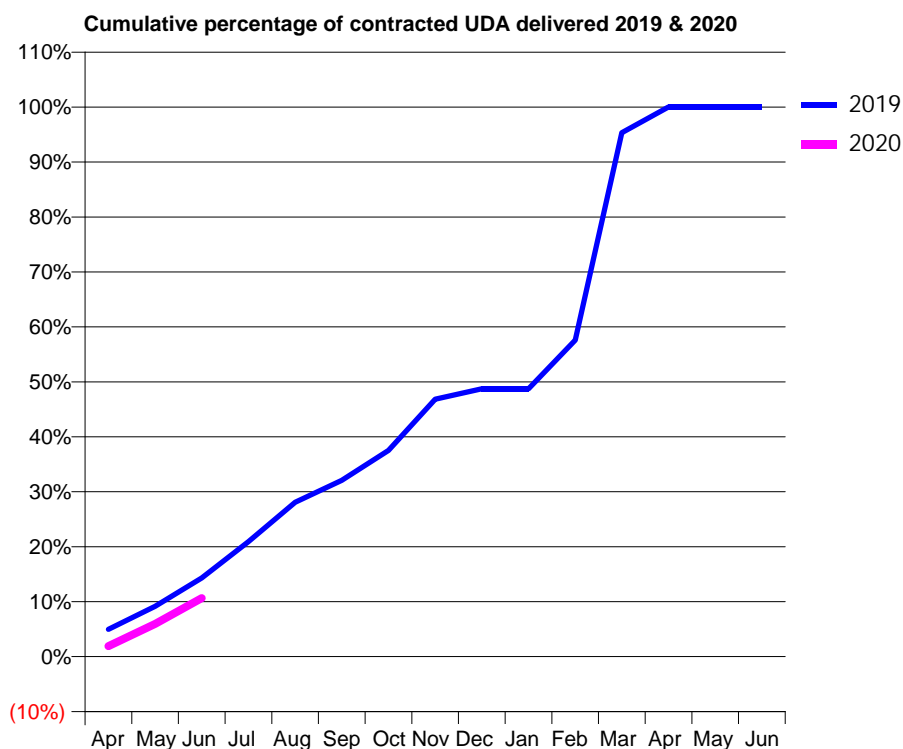
19/20 Contracted general activity (UDA)	6,898
Carry forward general activity (UDA)	0
19/20 Contracted orthodontic activity (UOA)	0
Carry forward orthodontic activity (UOA)	0
Baseline contract value	£196,012.40

ACCESS*

Patients seen in 24 months	Total	Change since previous quarter
Quarter ending June 2018	2,687	
Quarter ending September 2018	2,750	↑
Quarter ending December 2018	2,846	↑
Quarter ending March 2019	3,090	↑
Quarter ending June 2019	3,356	↑
Variance since June 2018	24.9%	↑



ACTIVITY



Month	Adjusted Scheduled Activity (UDA)	
	2019	2020
April	342	132
May	631	411
June	987	735
July	1,444	
August	1,938	
September	2,212	
October	2,589	
November	3,232	
December	3,362	
January	3,362	
February	3,973	
March	6,576	
April	6,899	
May	6,899	
June	6,899	

QUALITY

	Quantity	Base Number	Contract	AT	Region	England
% of FP17s for the same patient ID Re-attending within 3 months - Children	62	534	11.6%	10.6%	10.6%	11.4%
% of FP17s for the same patient ID Re-attending within 3 months - Adults	112	406	27.6%	16.2%	15.2%	15.4%
% of FP17s for the same patient ID Re-attending between 3 & 9 months - Children	152	534	28.5%	56.9%	62.3%	59.8%
% of FP17s for the same patient ID Re-attending between 3 & 9 months - Adults	95	406	23.4%	50.1%	53.3%	52.1%
% of FP17s for Band 1 Urgent Courses	24	319	7.5%	10.0%	9.7%	9.2%
% of FP17s Relating to Free Repair or Replacements	0	319	0.0%	0.5%	0.6%	0.7%
% of FP17s Relating to Continuations	5	319	1.6%	0.7%	0.8%	0.8%
% of Patients satisfied with the dentistry they have received	1	1	N/A	92.0%	93.4%	93.4%
% of Patients satisfied with the time they had to wait for an appointment	0	1	N/A	85.6%	86.8%	87.6%

* This is based on patients treated on this contract for their most recent course of treatment. Figures in italics indicate the base number of FP17s or Patient Questionnaire responses are less than 100. N/A is shown where the base number of responses is less than 10 during the period. % is calculated as Quantity/Base number*100

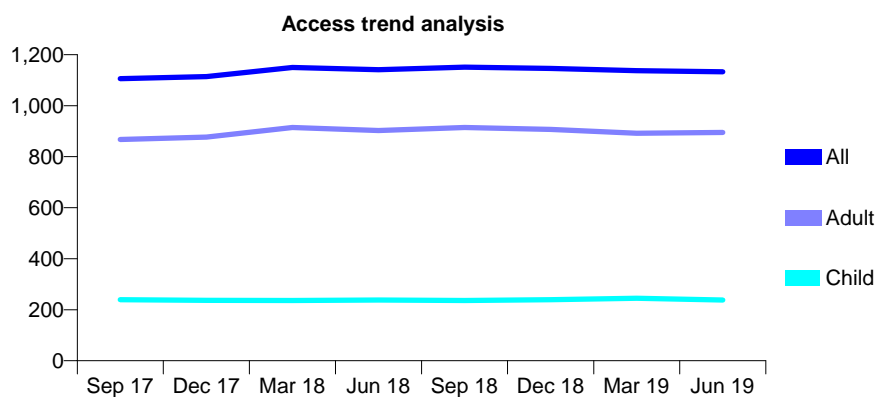
Q67 - Vital Signs At a Glance Contract Report for 784184/0001 - June 2019

Name or company name	MR MW RICHTER
Contract type name	GDS Contract
Purpose of contract	General
Contract start date	01/03/2012
Contract end date	

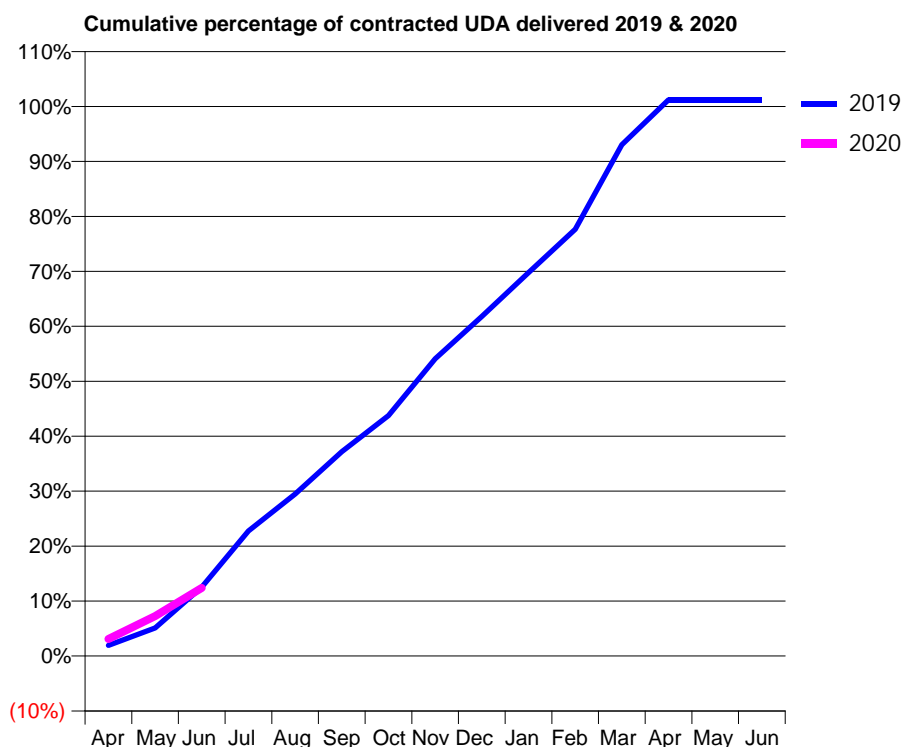
19/20 Contracted general activity (UDA)	3,837
Carry forward general activity (UDA)	0
19/20 Contracted orthodontic activity (UOA)	0
Carry forward orthodontic activity (UOA)	0
Baseline contract value	£121,284.52

ACCESS*

Patients seen in 24 months	Total	Change since previous quarter
Quarter ending June 2018	1,141	
Quarter ending September 2018	1,151	→
Quarter ending December 2018	1,146	→
Quarter ending March 2019	1,137	→
Quarter ending June 2019	1,133	→
Variance since June 2018	(0.7%)	→



ACTIVITY



Month	Adjusted Scheduled Activity (UDA)	
	2019	2020
April	74	120
May	196	279
June	481	475
July	874	
August	1,132	
September	1,427	
October	1,680	
November	2,076	
December	2,370	
January	2,677	
February	2,979	
March	3,569	
April	3,883	
May	3,883	
June	3,883	

QUALITY

	Quantity	Base Number	Contract	AT	Region	England
% of FP17s for the same patient ID Re-attending within 3 months - Children	3	68	4.4%	10.6%	10.6%	11.4%
% of FP17s for the same patient ID Re-attending within 3 months - Adults	34	217	15.7%	16.2%	15.2%	15.4%
% of FP17s for the same patient ID Re-attending between 3 & 9 months - Children	48	68	70.6%	56.9%	62.3%	59.8%
% of FP17s for the same patient ID Re-attending between 3 & 9 months - Adults	104	217	47.9%	50.1%	53.3%	52.1%
% of FP17s for Band 1 Urgent Courses	22	191	11.5%	10.0%	9.7%	9.2%
% of FP17s Relating to Free Repair or Replacements	2	191	1.0%	0.5%	0.6%	0.7%
% of FP17s Relating to Continuations	9	191	4.7%	0.7%	0.8%	0.8%
% of Patients satisfied with the dentistry they have received	1	2	N/A	92.0%	93.4%	93.4%
% of Patients satisfied with the time they had to wait for an appointment	1	2	N/A	85.6%	86.8%	87.6%

* This is based on patients treated on this contract for their most recent course of treatment. Figures in italics indicate the base number of FP17s or Patient Questionnaire responses are less than 100. N/A is shown where the base number of responses is less than 10 during the period. % is calculated as Quantity/Base number*100

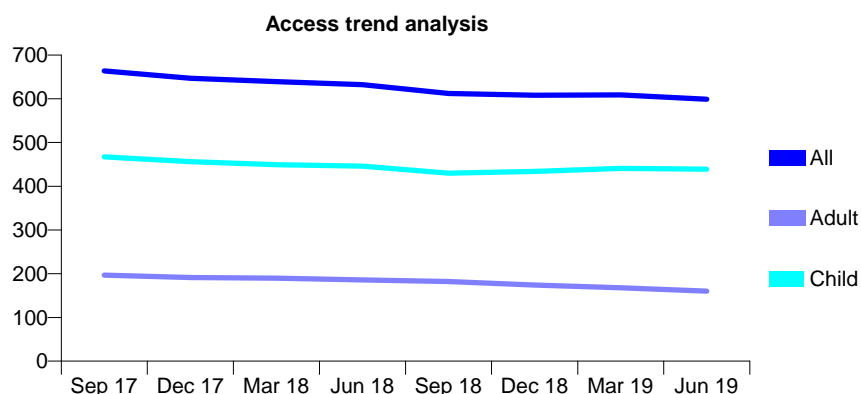
Q67 - Vital Signs At a Glance Contract Report for 810177/0001 - June 2019

Name or company name	MR CJ BAKER
Contract type name	GDS Contract
Purpose of contract	General
Contract start date	01/04/2006
Contract end date	

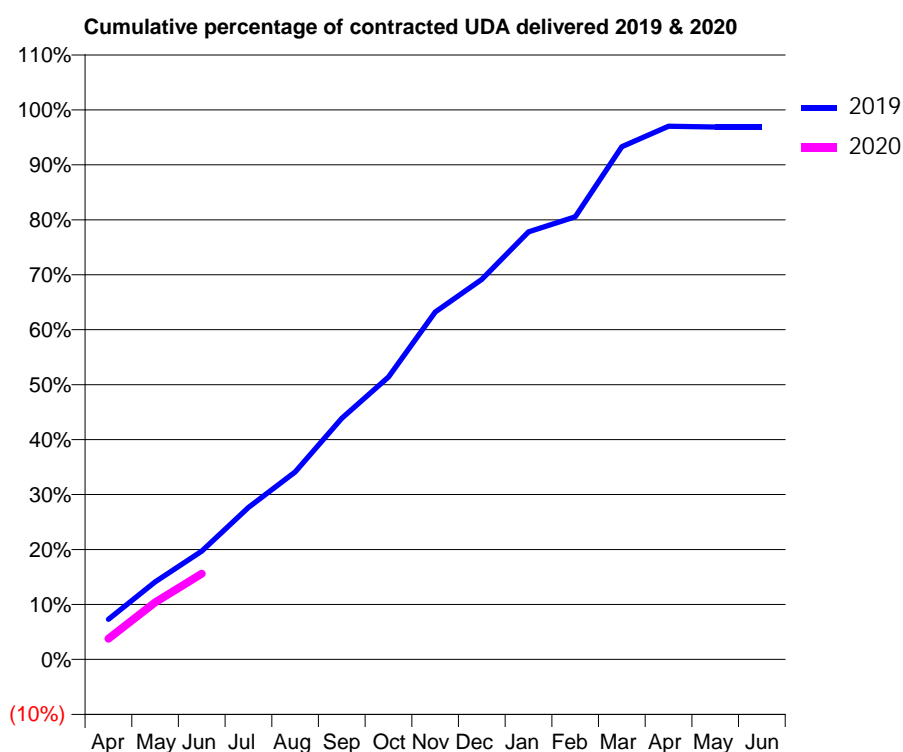
19/20 Contracted general activity (UDA)	1,197
Carry forward general activity (UDA)	0
19/20 Contracted orthodontic activity (UOA)	0
Carry forward orthodontic activity (UOA)	0
Baseline contract value	£27,537.29

ACCESS*

Patients seen in 24 months	Total	Change since previous quarter
Quarter ending June 2018	632	
Quarter ending September 2018	612	↓
Quarter ending December 2018	608	→
Quarter ending March 2019	609	→
Quarter ending June 2019	599	↓
Variance since June 2018	(5.2%)	↓



ACTIVITY



Month	2019	2020
April	87	45
May	169	124
June	236	187
July	331	
August	408	
September	525	
October	615	
November	757	
December	828	
January	931	
February	964	
March	1,117	
April	1,162	
May	1,160	
June	1,160	

QUALITY

	Quantity	Base Number	Contract	AT	Region	England
% of FP17s for the same patient ID Re-attending within 3 months - Children	2	138	1.4%	10.6%	10.6%	11.4%
% of FP17s for the same patient ID Re-attending within 3 months - Adults	1	20	5.0%	16.2%	15.2%	15.4%
% of FP17s for the same patient ID Re-attending between 3 & 9 months - Children	100	138	72.5%	56.9%	62.3%	59.8%
% of FP17s for the same patient ID Re-attending between 3 & 9 months - Adults	10	20	50.0%	50.1%	53.3%	52.1%
% of FP17s for Band 1 Urgent Courses	3	137	2.2%	10.0%	9.7%	9.2%
% of FP17s Relating to Free Repair or Replacements	0	137	0.0%	0.5%	0.6%	0.7%
% of FP17s Relating to Continuations	0	137	0.0%	0.7%	0.8%	0.8%
% of Patients satisfied with the dentistry they have received	0	0	N/A	92.0%	93.4%	93.4%
% of Patients satisfied with the time they had to wait for an appointment	0	0	N/A	85.6%	86.8%	87.6%

* This is based on patients treated on this contract for their most recent course of treatment. Figures in italics indicate the base number of FP17s or Patient Questionnaire responses are less than 100. N/A is shown where the base number of responses is less than 10 during the period. % is calculated as Quantity/Base number*100

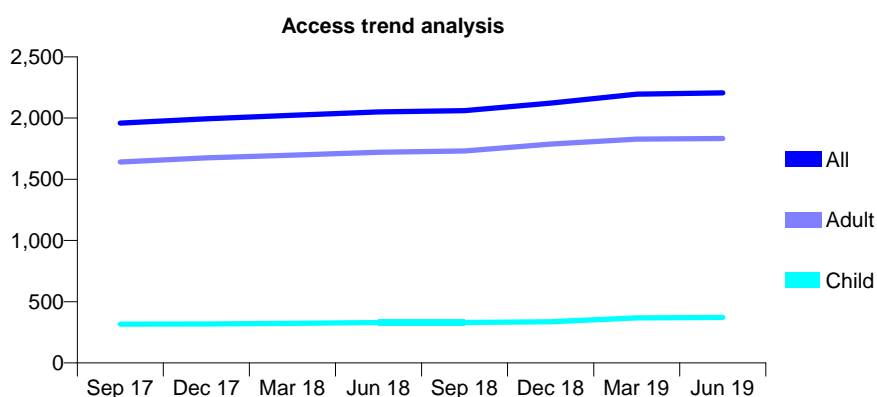
Q67 - Vital Signs At a Glance Contract Report for 817600/0001 - June 2019

Name or company name	Browne, Laurens & Myint Dental Partnershi
Contract type name	GDS Contract
Purpose of contract	General
Contract start date	01/04/2006
Contract end date	

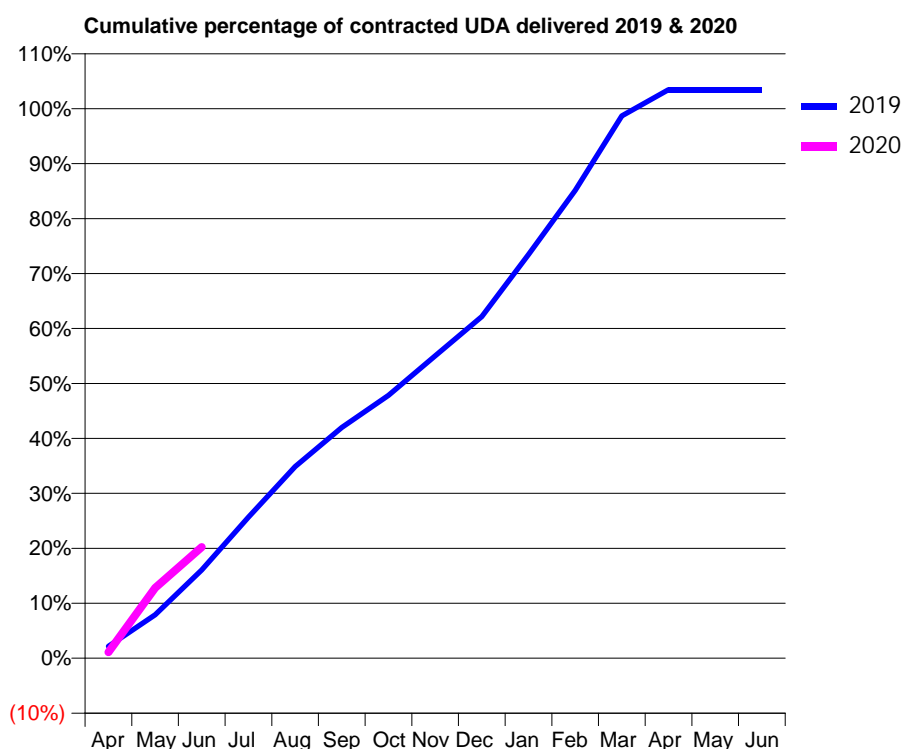
19/20 Contracted general activity (UDA)	7,275
Carry forward general activity (UDA)	0
19/20 Contracted orthodontic activity (UOA)	0
Carry forward orthodontic activity (UOA)	0
Baseline contract value	£195,870.93

ACCESS*

Patients seen in 24 months	Total	Change since previous quarter
Quarter ending June 2018	2,051	
Quarter ending September 2018	2,060	→
Quarter ending December 2018	2,123	↑
Quarter ending March 2019	2,196	↑
Quarter ending June 2019	2,206	→
Variance since June 2018	7.6%	↑



ACTIVITY



Month	2019	2020
April	173	81
May	633	931
June	1,288	1,472
July	2,059	
August	2,799	
September	3,370	
October	3,839	
November	4,415	
December	4,988	
January	5,895	
February	6,832	
March	7,919	
April	8,302	
May	8,302	
June	8,302	

QUALITY

	Quantity	Base Number	Contract	AT	Region	England
% of FP17s for the same patient ID Re-attending within 3 months - Children	5	115	4.3%	10.6%	10.6%	11.4%
% of FP17s for the same patient ID Re-attending within 3 months - Adults	46	616	7.5%	16.2%	15.2%	15.4%
% of FP17s for the same patient ID Re-attending between 3 & 9 months - Children	73	115	63.5%	56.9%	62.3%	59.8%
% of FP17s for the same patient ID Re-attending between 3 & 9 months - Adults	454	616	73.7%	50.1%	53.3%	52.1%
% of FP17s for Band 1 Urgent Courses	25	623	4.0%	10.0%	9.7%	9.2%
% of FP17s Relating to Free Repair or Replacements	1	623	0.2%	0.5%	0.6%	0.7%
% of FP17s Relating to Continuations	0	623	0.0%	0.7%	0.8%	0.8%
% of Patients satisfied with the dentistry they have received	8	9	N/A	92.0%	93.4%	93.4%
% of Patients satisfied with the time they had to wait for an appointment	9	9	N/A	85.6%	86.8%	87.6%

* This is based on patients treated on this contract for their most recent course of treatment.

Figures in italics indicate the base number of FP17s or Patient Questionnaire responses are less than 100. N/A is shown where the base number of responses is less than 10 during the period. % is calculated as Quantity/Base number*100

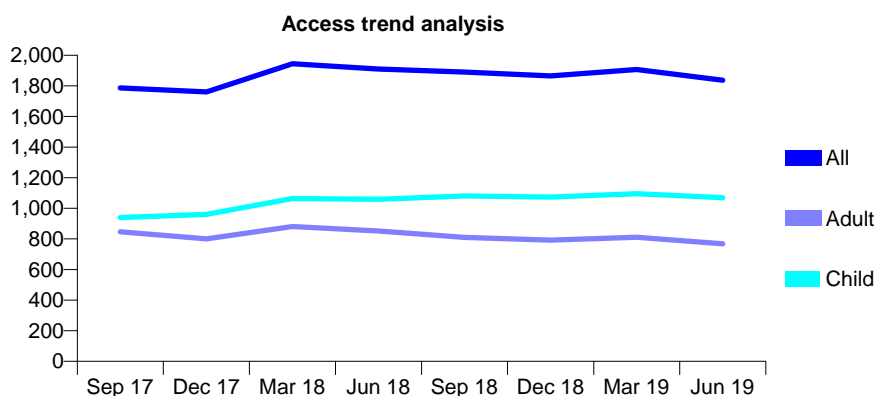
Q67 - Vital Signs At a Glance Contract Report for 819565/0001 - June 2019

Name or company name	MR MN SOUTHON
Contract type name	GDS Contract
Purpose of contract	General and Orthodontic
Contract start date	06/09/2012
Contract end date	

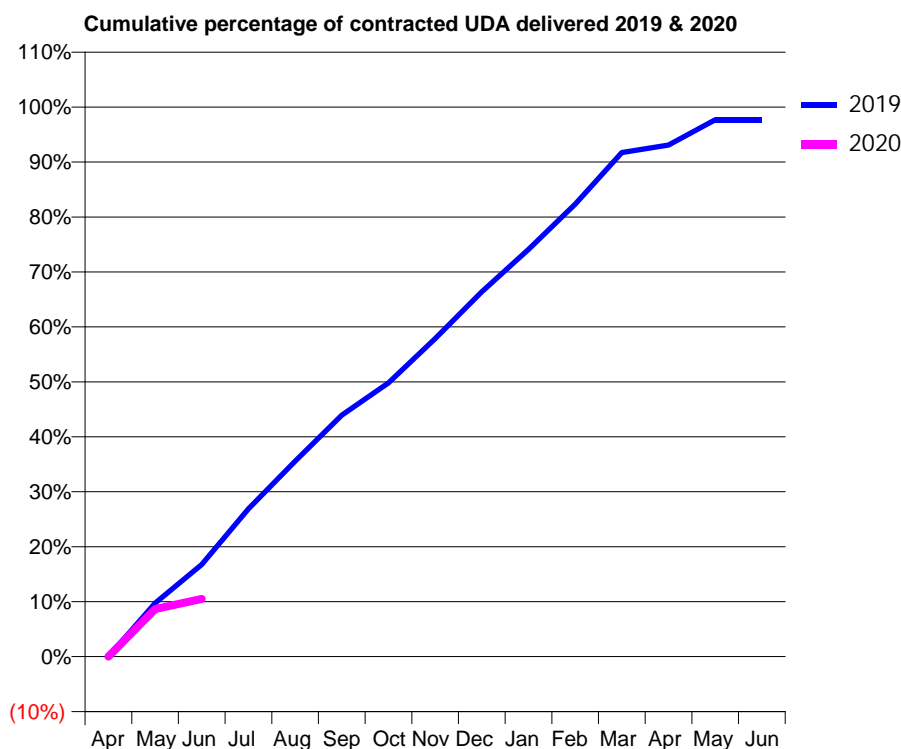
19/20 Contracted general activity (UDA)	4,674
Carry forward general activity (UDA)	0
19/20 Contracted orthodontic activity (UOA)	0
Carry forward orthodontic activity (UOA)	0
Baseline contract value	£116,622.62

ACCESS*

Patients seen in 24 months	Total	Change since previous quarter
Quarter ending June 2018	1,910	
Quarter ending September 2018	1,891	→
Quarter ending December 2018	1,865	↓
Quarter ending March 2019	1,907	↑
Quarter ending June 2019	1,837	↓
Variance since June 2018	(3.8%)	↓



ACTIVITY



Month	Adjusted Scheduled Activity (UDA)	
	2019	2020
April	0	0
May	455	406
June	784	491
July	1,258	
August	1,663	
September	2,054	
October	2,328	
November	2,706	
December	3,102	
January	3,463	
February	3,849	
March	4,287	
April	4,350	
May	4,566	
June	4,566	

QUALITY

	Quantity	Base Number	Contract	AT	Region	England
% of FP17s for the same patient ID Re-attending within 3 months - Children	19	297	6.4%	10.6%	10.6%	11.4%
% of FP17s for the same patient ID Re-attending within 3 months - Adults	26	163	16.0%	16.2%	15.2%	15.4%
% of FP17s for the same patient ID Re-attending between 3 & 9 months - Children	179	297	60.3%	56.9%	62.3%	59.8%
% of FP17s for the same patient ID Re-attending between 3 & 9 months - Adults	89	163	54.6%	50.1%	53.3%	52.1%
% of FP17s for Band 1 Urgent Courses	8	312	2.6%	10.0%	9.7%	9.2%
% of FP17s Relating to Free Repair or Replacements	0	312	0.0%	0.5%	0.6%	0.7%
% of FP17s Relating to Continuations	5	312	1.6%	0.7%	0.8%	0.8%
% of Patients satisfied with the dentistry they have received	0	0	N/A	92.0%	93.4%	93.4%
% of Patients satisfied with the time they had to wait for an appointment	0	0	N/A	85.6%	86.8%	87.6%

* This is based on patients treated on this contract for their most recent course of treatment. Figures in italics indicate the base number of FP17s or Patient Questionnaire responses are less than 100. N/A is shown where the base number of responses is less than 10 during the period. % is calculated as Quantity/Base number*100

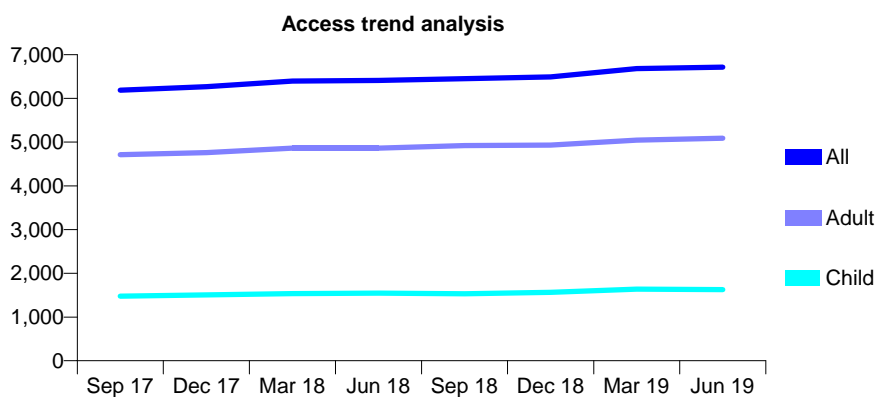
Q67 - Vital Signs At a Glance Contract Report for 820008/0001 - June 2019

Name or company name	MR PW MAUTHE
Contract type name	GDS Contract
Purpose of contract	General
Contract start date	01/04/2006
Contract end date	

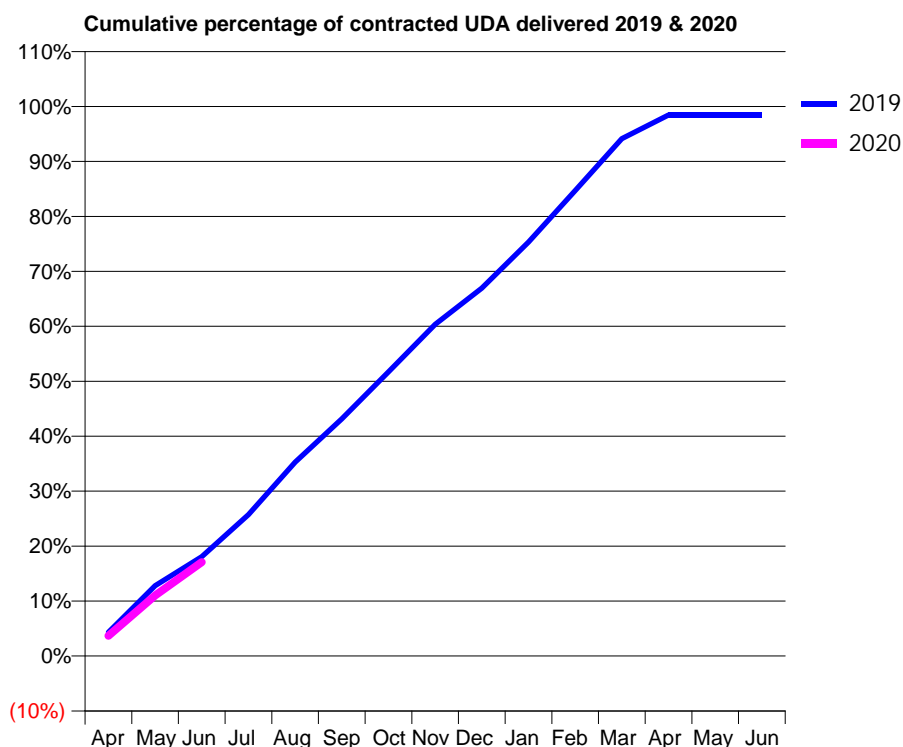
19/20 Contracted general activity (UDA)	17,666
Carry forward general activity (UDA)	0
19/20 Contracted orthodontic activity (UOA)	0
Carry forward orthodontic activity (UOA)	0
Baseline contract value	£447,091.44

ACCESS*

Patients seen in 24 months	Total	Change since previous quarter
Quarter ending June 2018	6,409	
Quarter ending September 2018	6,454	→
Quarter ending December 2018	6,493	→
Quarter ending March 2019	6,681	↑
Quarter ending June 2019	6,715	→
Variance since June 2018	4.8%	↑



ACTIVITY



Month	Adjusted Scheduled Activity (UDA)	
	2019	2020
April	765	648
May	2,263	1,950
June	3,190	3,022
July	4,545	
August	6,235	
September	7,622	
October	9,135	
November	10,665	
December	11,828	
January	13,308	
February	14,965	
March	16,630	
April	17,391	
May	17,392	
June	17,392	

QUALITY

	Quantity	Base Number	Contract	AT	Region	England
% of FP17s for the same patient ID Re-attending within 3 months - Children	41	410	10.0%	10.6%	10.6%	11.4%
% of FP17s for the same patient ID Re-attending within 3 months - Adults	267	1,468	18.2%	16.2%	15.2%	15.4%
% of FP17s for the same patient ID Re-attending between 3 & 9 months - Children	201	410	49.0%	56.9%	62.3%	59.8%
% of FP17s for the same patient ID Re-attending between 3 & 9 months - Adults	604	1,468	41.1%	50.1%	53.3%	52.1%
% of FP17s for Band 1 Urgent Courses	221	1,463	15.1%	10.0%	9.7%	9.2%
% of FP17s Relating to Free Repair or Replacements	9	1,463	0.6%	0.5%	0.6%	0.7%
% of FP17s Relating to Continuations	23	1,463	1.6%	0.7%	0.8%	0.8%
% of Patients satisfied with the dentistry they have received	5	5	N/A	92.0%	93.4%	93.4%
% of Patients satisfied with the time they had to wait for an appointment	5	5	N/A	85.6%	86.8%	87.6%

* This is based on patients treated on this contract for their most recent course of treatment. Figures in italics indicate the base number of FP17s or Patient Questionnaire responses are less than 100. N/A is shown where the base number of responses is less than 10 during the period. % is calculated as Quantity/Base number*100

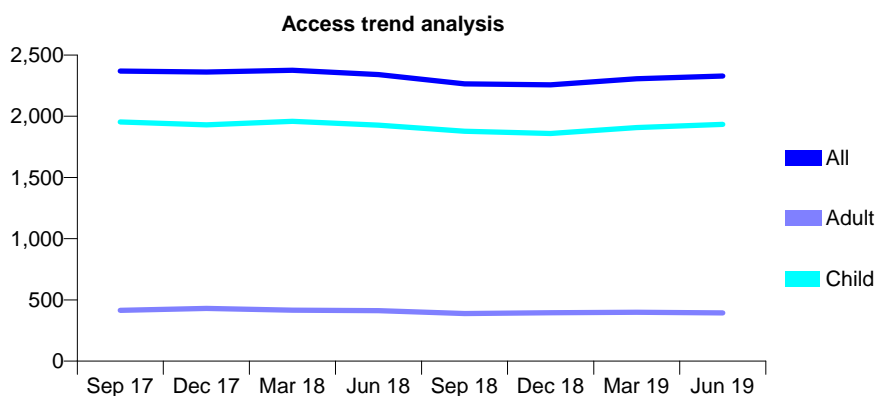
Q67 - Vital Signs At a Glance Contract Report for 822671/0001 - June 2019

Name or company name	The Stradbrook Dental Centre
Contract type name	GDS Contract
Purpose of contract	General
Contract start date	01/04/2006
Contract end date	

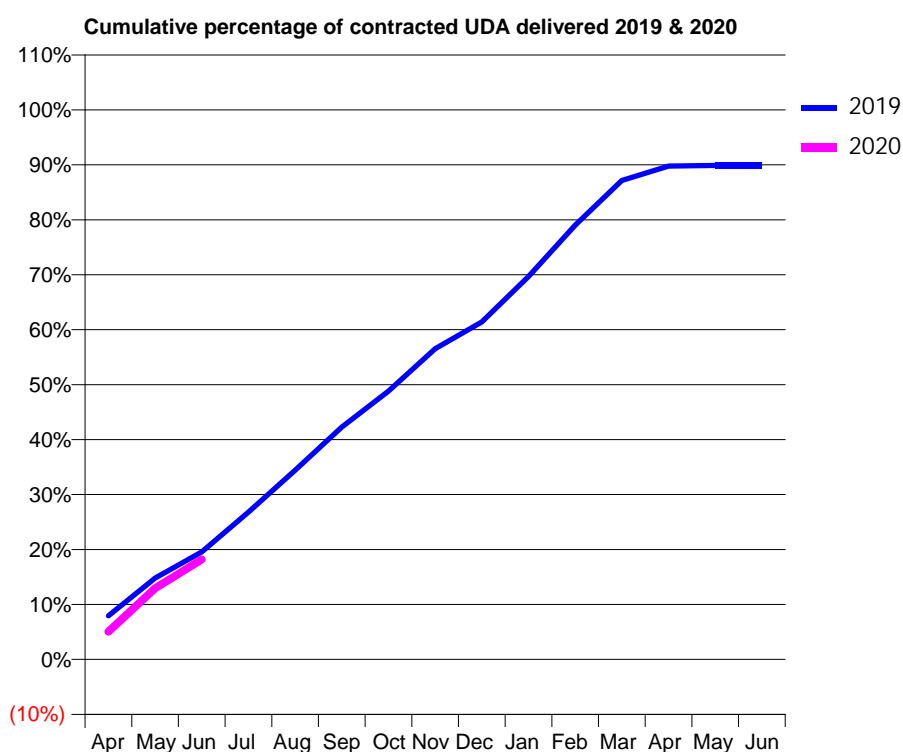
19/20 Contracted general activity (UDA)	4,900
Carry forward general activity (UDA)	0
19/20 Contracted orthodontic activity (UOA)	0
Carry forward orthodontic activity (UOA)	0
Baseline contract value	£124,009.28

ACCESS*

Patients seen in 24 months	Total	Change since previous quarter
Quarter ending June 2018	2,340	
Quarter ending September 2018	2,265	↓
Quarter ending December 2018	2,256	→
Quarter ending March 2019	2,307	↑
Quarter ending June 2019	2,328	→
Variance since June 2018	(0.5%)	→



ACTIVITY



Month	2019	2020
April	389	248
May	725	634
June	959	891
July	1,313	
August	1,688	
September	2,072	
October	2,392	
November	2,771	
December	3,009	
January	3,414	
February	3,872	
March	4,271	
April	4,399	
May	4,404	
June	4,404	

QUALITY

	Quantity	Base Number	Contract	AT	Region	England
% of FP17s for the same patient ID Re-attending within 3 months - Children	42	705	6.0%	10.6%	10.6%	11.4%
% of FP17s for the same patient ID Re-attending within 3 months - Adults	7	68	10.3%	16.2%	15.2%	15.4%
% of FP17s for the same patient ID Re-attending between 3 & 9 months - Children	441	705	62.6%	56.9%	62.3%	59.8%
% of FP17s for the same patient ID Re-attending between 3 & 9 months - Adults	40	68	58.8%	50.1%	53.3%	52.1%
% of FP17s for Band 1 Urgent Courses	20	682	2.9%	10.0%	9.7%	9.2%
% of FP17s Relating to Free Repair or Replacements	0	682	0.0%	0.5%	0.6%	0.7%
% of FP17s Relating to Continuations	0	682	0.0%	0.7%	0.8%	0.8%
% of Patients satisfied with the dentistry they have received	0	0	N/A	92.0%	93.4%	93.4%
% of Patients satisfied with the time they had to wait for an appointment	0	0	N/A	85.6%	86.8%	87.6%

* This is based on patients treated on this contract for their most recent course of treatment. Figures in italics indicate the base number of FP17s or Patient Questionnaire responses are less than 100. N/A is shown where the base number of responses is less than 10 during the period. % is calculated as Quantity/Base number*100

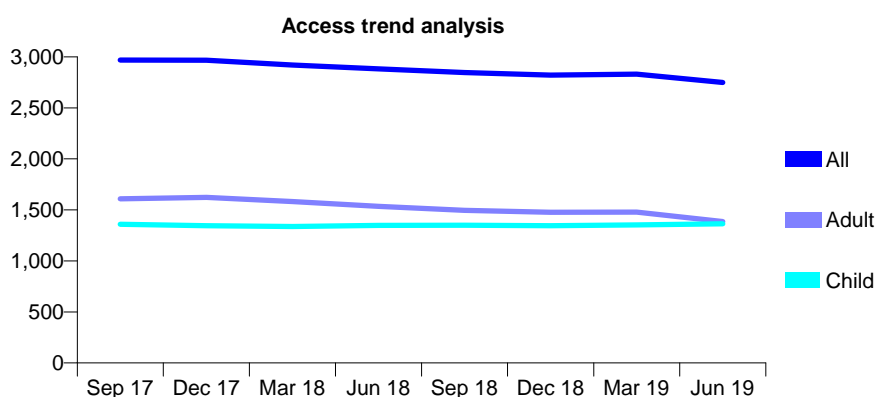
Q67 - Vital Signs At a Glance Contract Report for 828963/0001 - June 2019

Name or company name	Woodbury Park Dental Surgery Partnership
Contract type name	GDS Contract
Purpose of contract	General
Contract start date	01/04/2006
Contract end date	

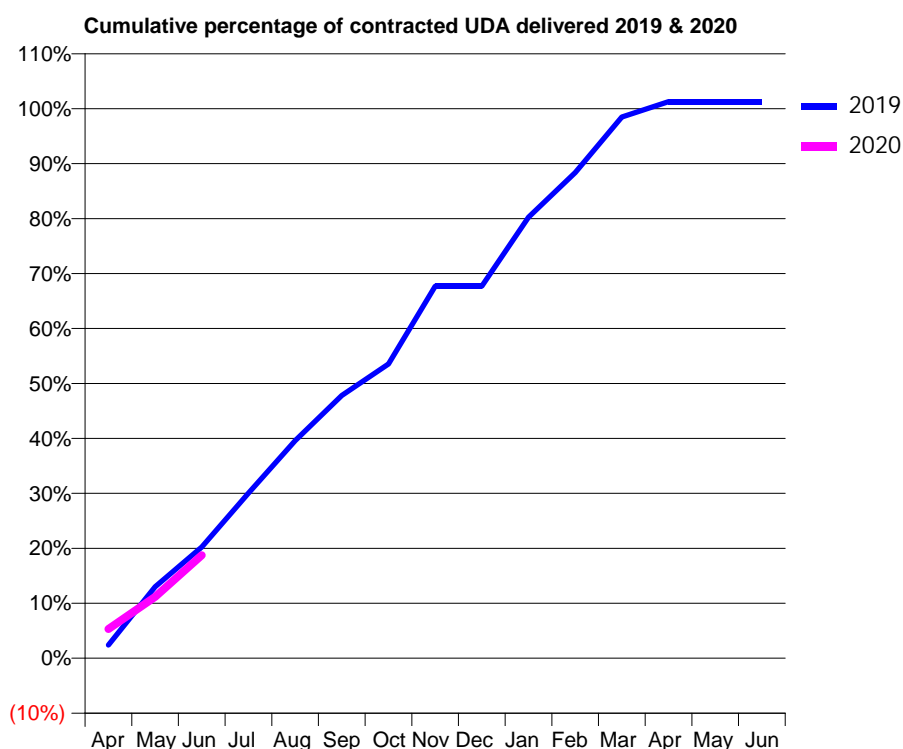
19/20 Contracted general activity (UDA)	4,413
Carry forward general activity (UDA)	0
19/20 Contracted orthodontic activity (UOA)	0
Carry forward orthodontic activity (UOA)	0
Baseline contract value	£111,684.30

ACCESS*

Patients seen in 24 months	Total	Change since previous quarter
Quarter ending June 2018	2,883	
Quarter ending September 2018	2,846	↓
Quarter ending December 2018	2,822	→
Quarter ending March 2019	2,831	→
Quarter ending June 2019	2,750	↓
Variance since June 2018	(4.6%)	↓



ACTIVITY



Month	2019	2020
April	107	235
May	574	493
June	893	827
July	1,325	
August	1,747	
September	2,109	
October	2,363	
November	2,988	
December	2,988	
January	3,541	
February	3,899	
March	4,345	
April	4,469	
May	4,469	
June	4,469	

QUALITY

	Quantity	Base Number	Contract	AT	Region	England
% of FP17s for the same patient ID Re-attending within 3 months - Children	25	473	5.3%	10.6%	10.6%	11.4%
% of FP17s for the same patient ID Re-attending within 3 months - Adults	4	167	2.4%	16.2%	15.2%	15.4%
% of FP17s for the same patient ID Re-attending between 3 & 9 months - Children	261	473	55.2%	56.9%	62.3%	59.8%
% of FP17s for the same patient ID Re-attending between 3 & 9 months - Adults	84	167	50.3%	50.1%	53.3%	52.1%
% of FP17s for Band 1 Urgent Courses	16	557	2.9%	10.0%	9.7%	9.2%
% of FP17s Relating to Free Repair or Replacements	1	557	0.2%	0.5%	0.6%	0.7%
% of FP17s Relating to Continuations	4	557	0.7%	0.7%	0.8%	0.8%
% of Patients satisfied with the dentistry they have received	5	5	N/A	92.0%	93.4%	93.4%
% of Patients satisfied with the time they had to wait for an appointment	5	5	N/A	85.6%	86.8%	87.6%

* This is based on patients treated on this contract for their most recent course of treatment.

Figures in italics indicate the base number of FP17s or Patient Questionnaire responses are less than 100. N/A is shown where the base number of responses is less than 10 during the period. % is calculated as Quantity/Base number*100

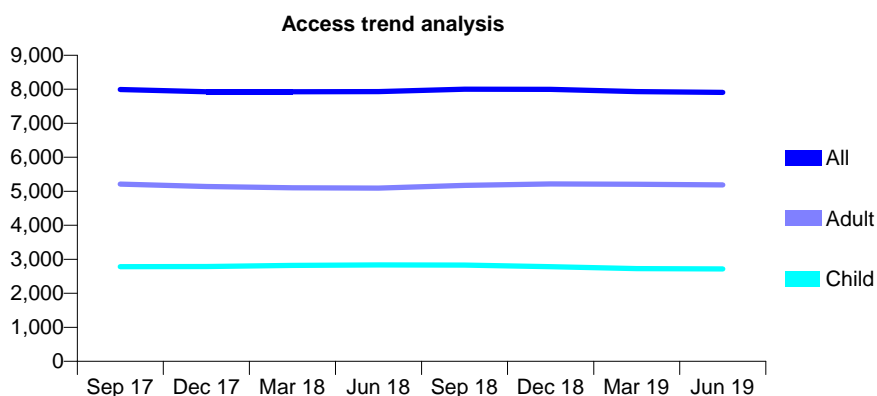
Q67 - Vital Signs At a Glance Contract Report for 829285/0003 - June 2019

Name or company name	MRS CO ADELOYE
Contract type name	GDS Contract
Purpose of contract	General
Contract start date	08/12/2006
Contract end date	

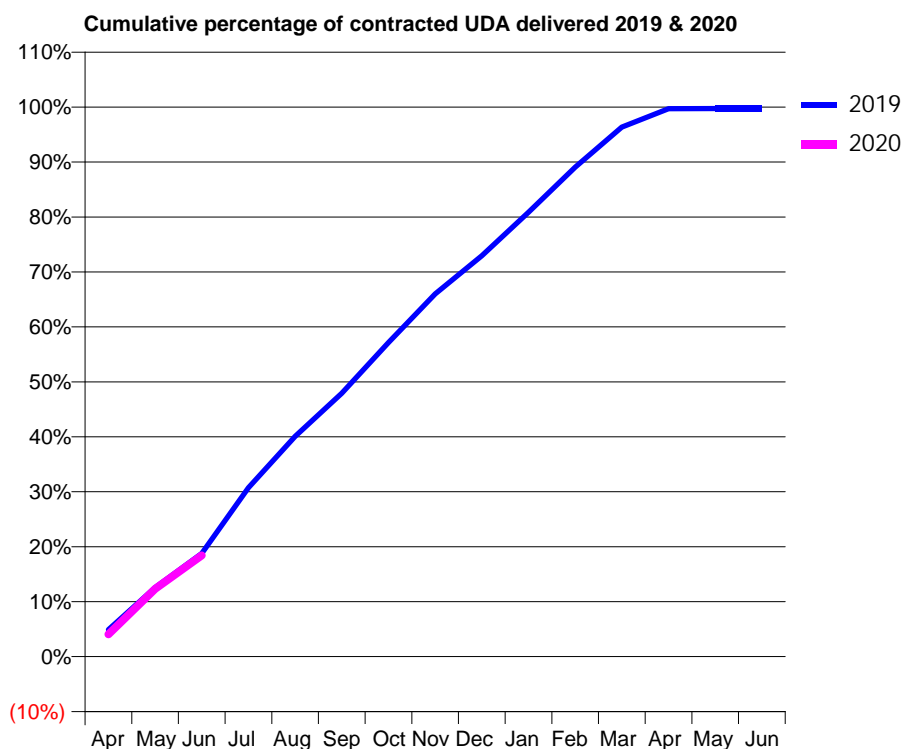
19/20 Contracted general activity (UDA)	21,200
Carry forward general activity (UDA)	0
19/20 Contracted orthodontic activity (UOA)	0
Carry forward orthodontic activity (UOA)	0
Baseline contract value	£533,031.58

ACCESS*

Patients seen in 24 months	Total	Change since previous quarter
Quarter ending June 2018	7,932	
Quarter ending September 2018	8,001	→
Quarter ending December 2018	7,999	→
Quarter ending March 2019	7,932	→
Quarter ending June 2019	7,908	→
Variance since June 2018	(0.3%)	→



ACTIVITY



Month	Adjusted Scheduled Activity (UDA)	
	2019	2020
April	1,042	863
May	2,666	2,618
June	3,977	3,905
July	6,518	
August	8,504	
September	10,160	
October	12,120	
November	13,990	
December	15,460	
January	17,146	
February	18,883	
March	20,428	
April	21,136	
May	21,143	
June	21,143	

QUALITY

	Quantity	Base Number	Contract	AT	Region	England
% of FP17s for the same patient ID Re-attending within 3 months - Children	36	683	5.3%	10.6%	10.6%	11.4%
% of FP17s for the same patient ID Re-attending within 3 months - Adults	197	1,184	16.6%	16.2%	15.2%	15.4%
% of FP17s for the same patient ID Re-attending between 3 & 9 months - Children	178	683	26.1%	56.9%	62.3%	59.8%
% of FP17s for the same patient ID Re-attending between 3 & 9 months - Adults	340	1,184	28.7%	50.1%	53.3%	52.1%
% of FP17s for Band 1 Urgent Courses	206	1,574	13.1%	10.0%	9.7%	9.2%
% of FP17s Relating to Free Repair or Replacements	15	1,574	1.0%	0.5%	0.6%	0.7%
% of FP17s Relating to Continuations	4	1,574	0.3%	0.7%	0.8%	0.8%
% of Patients satisfied with the dentistry they have received	2	2	N/A	92.0%	93.4%	93.4%
% of Patients satisfied with the time they had to wait for an appointment	2	2	N/A	85.6%	86.8%	87.6%

* This is based on patients treated on this contract for their most recent course of treatment. Figures in italics indicate the base number of FP17s or Patient Questionnaire responses are less than 100. N/A is shown where the base number of responses is less than 10 during the period. % is calculated as Quantity/Base number*100

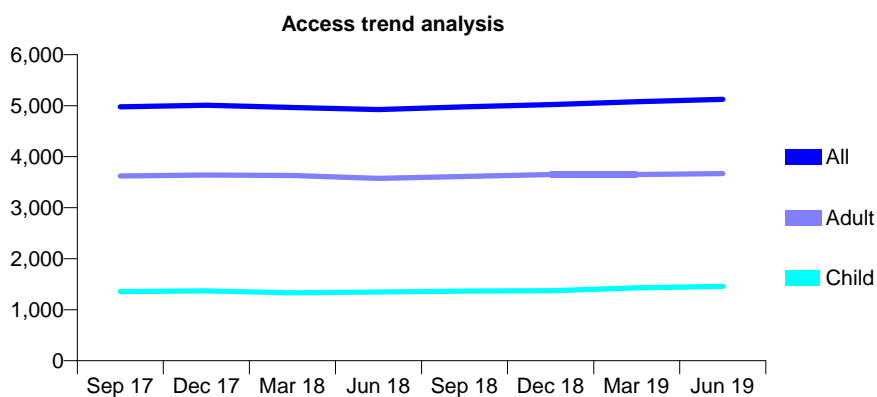
Q67 - Vital Signs At a Glance Contract Report for 829285/0004 - June 2019

Name or company name	MRS CO ADELOYE
Contract type name	GDS Contract
Purpose of contract	General
Contract start date	02/07/2007
Contract end date	

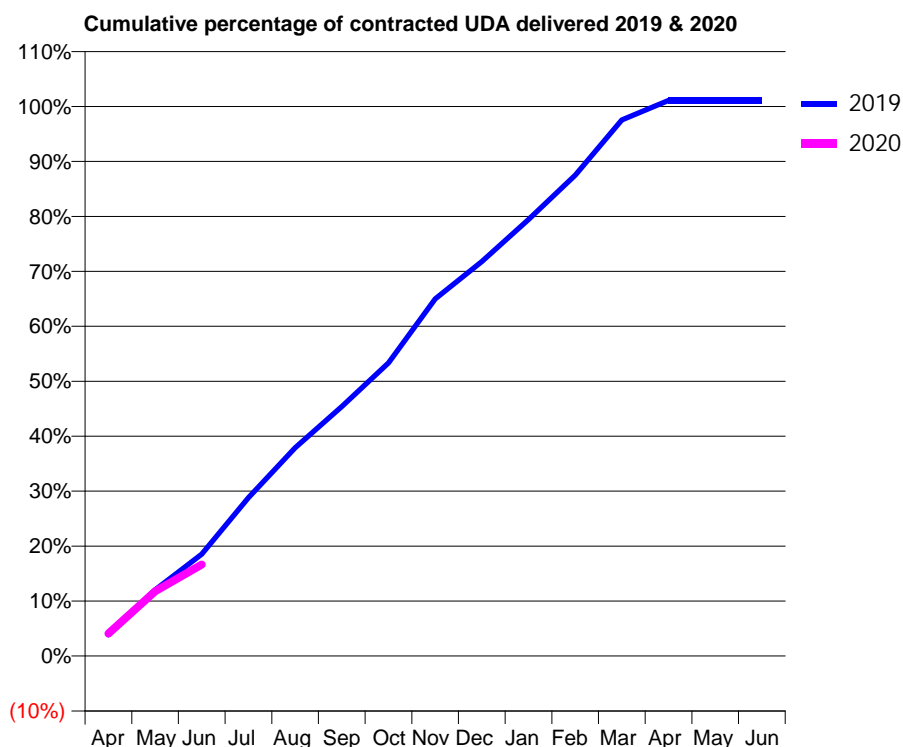
19/20 Contracted general activity (UDA)	16,000
Carry forward general activity (UDA)	0
19/20 Contracted orthodontic activity (UOA)	0
Carry forward orthodontic activity (UOA)	0
Baseline contract value	£355,432.52

ACCESS*

Patients seen in 24 months	Total	Change since previous quarter
Quarter ending June 2018	4,923	
Quarter ending September 2018	4,976	→
Quarter ending December 2018	5,022	→
Quarter ending March 2019	5,078	→
Quarter ending June 2019	5,126	→
Variance since June 2018	4.1%	↑



ACTIVITY



Month	Adjusted Scheduled Activity (UDA)	
	2019	2020
April	621	653
May	1,929	1,886
June	2,968	2,667
July	4,612	
August	6,068	
September	7,261	
October	8,533	
November	10,395	
December	11,484	
January	12,708	
February	13,998	
March	15,608	
April	16,176	
May	16,178	
June	16,178	

QUALITY

	Quantity	Base Number	Contract	AT	Region	England
% of FP17s for the same patient ID Re-attending within 3 months - Children	23	374	6.1%	10.6%	10.6%	11.4%
% of FP17s for the same patient ID Re-attending within 3 months - Adults	133	914	14.6%	16.2%	15.2%	15.4%
% of FP17s for the same patient ID Re-attending between 3 & 9 months - Children	161	374	43.0%	56.9%	62.3%	59.8%
% of FP17s for the same patient ID Re-attending between 3 & 9 months - Adults	357	914	39.1%	50.1%	53.3%	52.1%
% of FP17s for Band 1 Urgent Courses	110	1,065	10.3%	10.0%	9.7%	9.2%
% of FP17s Relating to Free Repair or Replacements	9	1,065	0.8%	0.5%	0.6%	0.7%
% of FP17s Relating to Continuations	8	1,065	0.8%	0.7%	0.8%	0.8%
% of Patients satisfied with the dentistry they have received	1	2	N/A	92.0%	93.4%	93.4%
% of Patients satisfied with the time they had to wait for an appointment	2	2	N/A	85.6%	86.8%	87.6%

* This is based on patients treated on this contract for their most recent course of treatment. Figures in italics indicate the base number of FP17s or Patient Questionnaire responses are less than 100. N/A is shown where the base number of responses is less than 10 during the period. % is calculated as Quantity/Base number*100

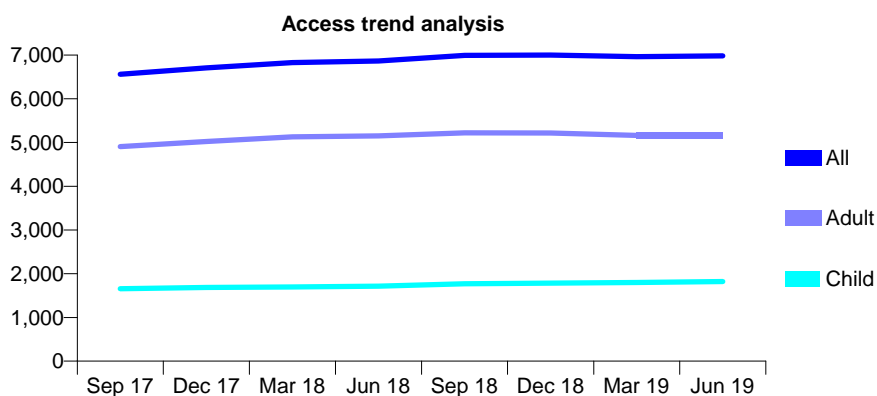
Q67 - Vital Signs At a Glance Contract Report for 829285/0005 - June 2019

Name or company name	MRS CO ADELOYE
Contract type name	GDS Contract
Purpose of contract	General
Contract start date	01/06/2008
Contract end date	

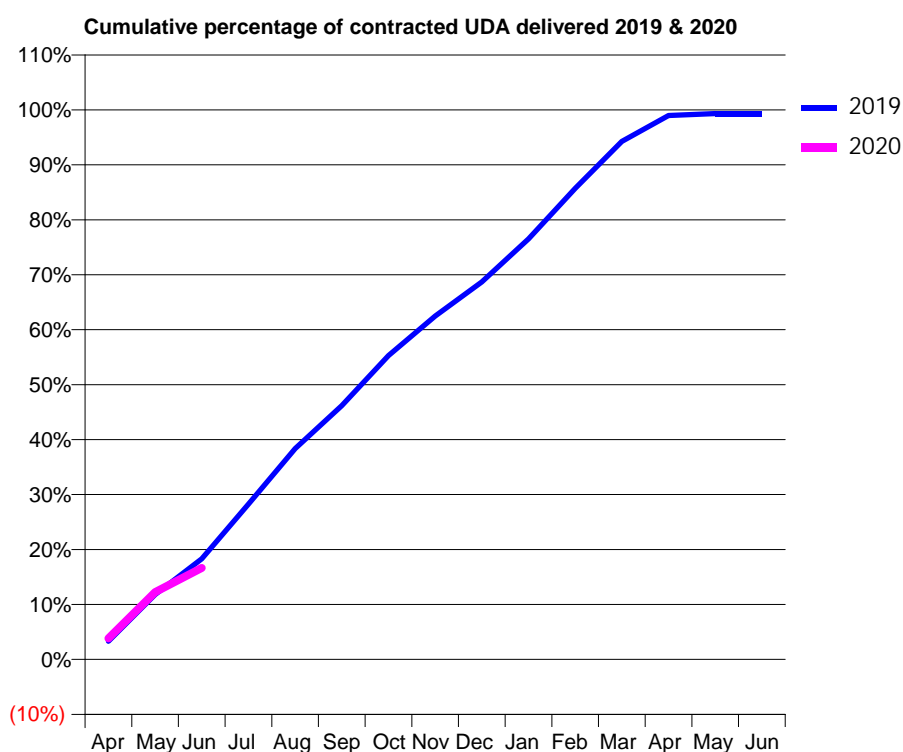
19/20 Contracted general activity (UDA)	18,000
Carry forward general activity (UDA)	0
19/20 Contracted orthodontic activity (UOA)	0
Carry forward orthodontic activity (UOA)	0
Baseline contract value	£442,528.78

ACCESS*

Patients seen in 24 months	Total	Change since previous quarter
Quarter ending June 2018	6,865	
Quarter ending September 2018	6,991	→
Quarter ending December 2018	6,999	→
Quarter ending March 2019	6,962	→
Quarter ending June 2019	6,981	→
Variance since June 2018	1.7%	→



ACTIVITY



Month	2019	2020
April	596	686
May	2,125	2,202
June	3,297	2,998
July	5,087	
August	6,908	
September	8,309	
October	9,952	
November	11,246	
December	12,363	
January	13,774	
February	15,430	
March	16,962	
April	17,814	
May	17,877	
June	17,877	

QUALITY

	Quantity	Base Number	Contract	AT	Region	England
% of FP17s for the same patient ID Re-attending within 3 months - Children	40	457	8.8%	10.6%	10.6%	11.4%
% of FP17s for the same patient ID Re-attending within 3 months - Adults	190	1,164	16.3%	16.2%	15.2%	15.4%
% of FP17s for the same patient ID Re-attending between 3 & 9 months - Children	122	457	26.7%	56.9%	62.3%	59.8%
% of FP17s for the same patient ID Re-attending between 3 & 9 months - Adults	328	1,164	28.2%	50.1%	53.3%	52.1%
% of FP17s for Band 1 Urgent Courses	145	1,258	11.5%	10.0%	9.7%	9.2%
% of FP17s Relating to Free Repair or Replacements	43	1,258	3.4%	0.5%	0.6%	0.7%
% of FP17s Relating to Continuations	8	1,258	0.6%	0.7%	0.8%	0.8%
% of Patients satisfied with the dentistry they have received	2	2	N/A	92.0%	93.4%	93.4%
% of Patients satisfied with the time they had to wait for an appointment	2	2	N/A	85.6%	86.8%	87.6%

* This is based on patients treated on this contract for their most recent course of treatment. Figures in italics indicate the base number of FP17s or Patient Questionnaire responses are less than 100. N/A is shown where the base number of responses is less than 10 during the period. % is calculated as Quantity/Base number*100

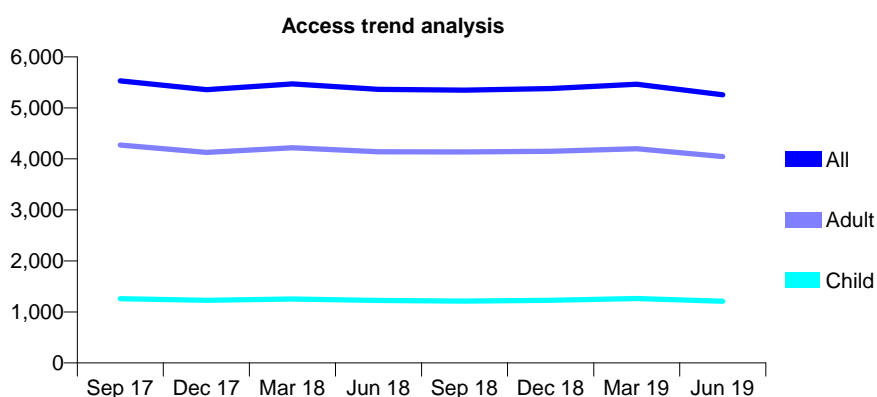
Q67 - Vital Signs At a Glance Contract Report for 844292/0001 - June 2019

Name or company name	Mr Vikas Patel
Contract type name	GDS Contract
Purpose of contract	General
Contract start date	01/04/2006
Contract end date	

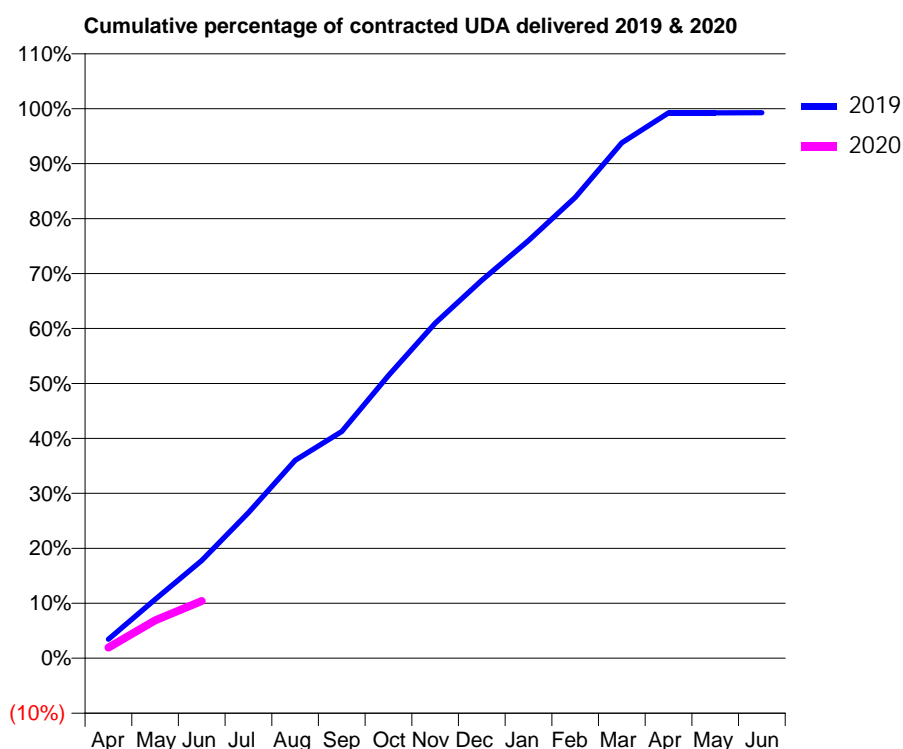
19/20 Contracted general activity (UDA)	15,454
Carry forward general activity (UDA)	0
19/20 Contracted orthodontic activity (UOA)	0
Carry forward orthodontic activity (UOA)	0
Baseline contract value	£395,401.44

ACCESS*

Patients seen in 24 months	Total	Change since previous quarter
Quarter ending June 2018	5,363	
Quarter ending September 2018	5,349	→
Quarter ending December 2018	5,378	→
Quarter ending March 2019	5,464	→
Quarter ending June 2019	5,255	↓
Variance since June 2018	(2.0%)	↓



ACTIVITY



Month	2019	2020
April	535	299
May	1,655	1,067
June	2,748	1,611
July	4,093	
August	5,568	
September	6,376	
October	7,952	
November	9,424	
December	10,628	
January	11,745	
February	12,958	
March	14,492	
April	15,336	
May	15,335	
June	15,340	

QUALITY

	Quantity	Base Number	Contract	AT	Region	England
% of FP17s for the same patient ID Re-attending within 3 months - Children	38	351	10.8%	10.6%	10.6%	11.4%
% of FP17s for the same patient ID Re-attending within 3 months - Adults	151	964	15.7%	16.2%	15.2%	15.4%
% of FP17s for the same patient ID Re-attending between 3 & 9 months - Children	187	351	53.3%	56.9%	62.3%	59.8%
% of FP17s for the same patient ID Re-attending between 3 & 9 months - Adults	444	964	46.1%	50.1%	53.3%	52.1%
% of FP17s for Band 1 Urgent Courses	103	904	11.4%	10.0%	9.7%	9.2%
% of FP17s Relating to Free Repair or Replacements	8	904	0.9%	0.5%	0.6%	0.7%
% of FP17s Relating to Continuations	3	904	0.3%	0.7%	0.8%	0.8%
% of Patients satisfied with the dentistry they have received	2	2	N/A	92.0%	93.4%	93.4%
% of Patients satisfied with the time they had to wait for an appointment	2	2	N/A	85.6%	86.8%	87.6%

* This is based on patients treated on this contract for their most recent course of treatment. Figures in italics indicate the base number of FP17s or Patient Questionnaire responses are less than 100. N/A is shown where the base number of responses is less than 10 during the period. % is calculated as Quantity/Base number*100

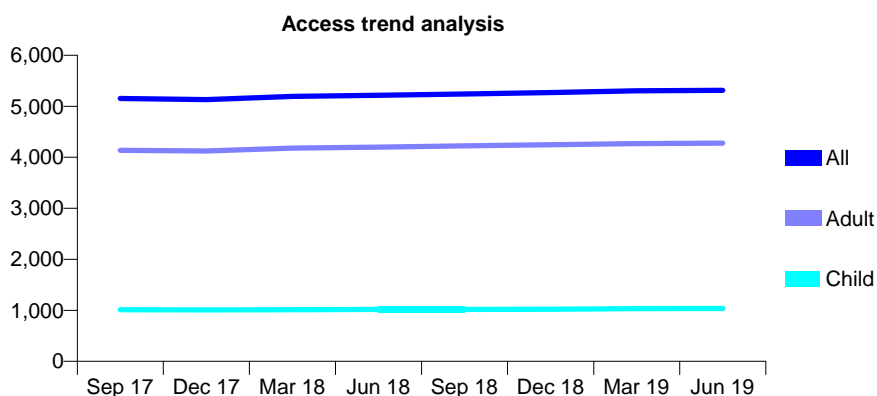
Q67 - Vital Signs At a Glance Contract Report for 847259/0001 - June 2019

Name or company name	MR GT HAMILL
Contract type name	GDS Contract
Purpose of contract	General
Contract start date	01/04/2006
Contract end date	

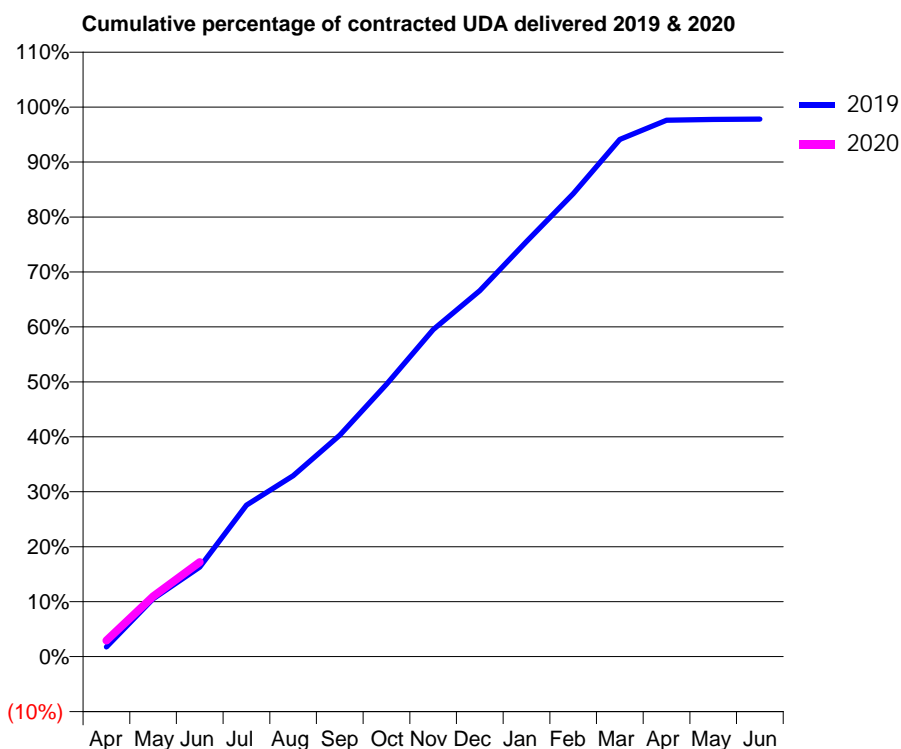
19/20 Contracted general activity (UDA)	18,400
Carry forward general activity (UDA)	0
19/20 Contracted orthodontic activity (UOA)	0
Carry forward orthodontic activity (UOA)	0
Baseline contract value	£423,298.47

ACCESS*

Patients seen in 24 months	Total	Change since previous quarter
Quarter ending June 2018	5,218	
Quarter ending September 2018	5,241	→
Quarter ending December 2018	5,269	→
Quarter ending March 2019	5,304	→
Quarter ending June 2019	5,314	→
Variance since June 2018	1.8%	→



ACTIVITY



Month	Adjusted Scheduled Activity (UDA)	
	2019	2020
April	323	539
May	1,937	2,018
June	2,997	3,164
July	5,072	
August	6,055	
September	7,416	
October	9,117	
November	10,949	
December	12,256	
January	13,898	
February	15,501	
March	17,311	
April	17,956	
May	17,986	
June	17,995	

QUALITY

	Quantity	Base Number	Contract	AT	Region	England
% of FP17s for the same patient ID Re-attending within 3 months - Children	25	394	6.3%	10.6%	10.6%	11.4%
% of FP17s for the same patient ID Re-attending within 3 months - Adults	194	1,533	12.7%	16.2%	15.2%	15.4%
% of FP17s for the same patient ID Re-attending between 3 & 9 months - Children	287	394	72.8%	56.9%	62.3%	59.8%
% of FP17s for the same patient ID Re-attending between 3 & 9 months - Adults	990	1,533	64.6%	50.1%	53.3%	52.1%
% of FP17s for Band 1 Urgent Courses	99	1,641	6.0%	10.0%	9.7%	9.2%
% of FP17s Relating to Free Repair or Replacements	30	1,641	1.8%	0.5%	0.6%	0.7%
% of FP17s Relating to Continuations	27	1,641	1.6%	0.7%	0.8%	0.8%
% of Patients satisfied with the dentistry they have received	5	6	N/A	92.0%	93.4%	93.4%
% of Patients satisfied with the time they had to wait for an appointment	3	6	N/A	85.6%	86.8%	87.6%

* This is based on patients treated on this contract for their most recent course of treatment. Figures in italics indicate the base number of FP17s or Patient Questionnaire responses are less than 100. N/A is shown where the base number of responses is less than 10 during the period. % is calculated as Quantity/Base number*100

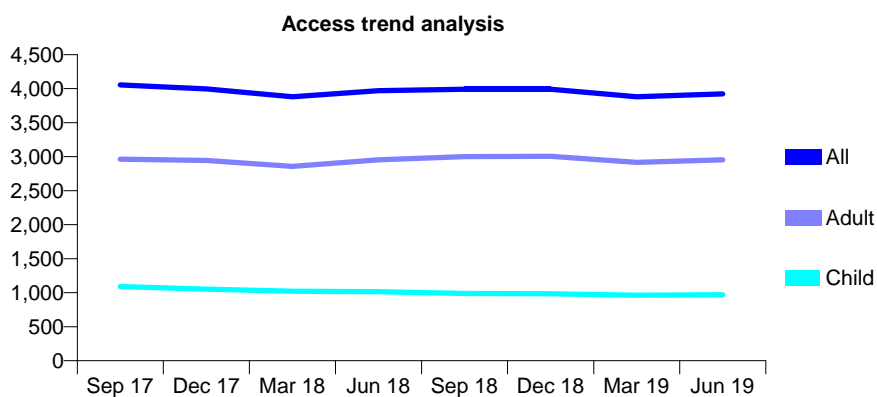
Q67 - Vital Signs At a Glance Contract Report for 848220/0001 - June 2019

Name or company name	MS M RAMZANI
Contract type name	GDS Contract
Purpose of contract	General
Contract start date	01/04/2006
Contract end date	

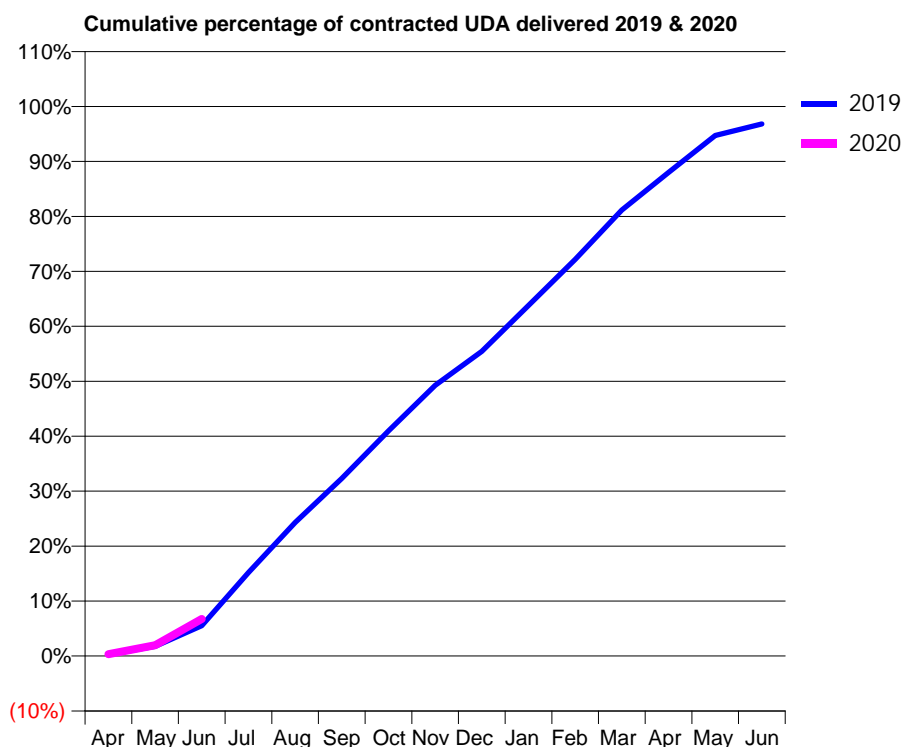
19/20 Contracted general activity (UDA)	17,760
Carry forward general activity (UDA)	0
19/20 Contracted orthodontic activity (UOA)	0
Carry forward orthodontic activity (UOA)	0
Baseline contract value	£454,397.39

ACCESS*

Patients seen in 24 months	Total	Change since previous quarter
Quarter ending June 2018	3,969	
Quarter ending September 2018	3,991	→
Quarter ending December 2018	3,991	→
Quarter ending March 2019	3,881	↓
Quarter ending June 2019	3,925	→
Variance since June 2018	(1.1%)	↓



ACTIVITY



Month	Adjusted Scheduled Activity (UDA)	
	2019	2020
April	55	62
May	313	351
June	981	1,199
July	2,696	
August	4,314	
September	5,737	
October	7,271	
November	8,749	
December	9,846	
January	11,330	
February	12,821	
March	14,409	
April	15,629	
May	16,821	
June	17,193	

QUALITY

	Quantity	Base Number	Contract	AT	Region	England
% of FP17s for the same patient ID Re-attending within 3 months - Children	122	357	34.2%	10.6%	10.6%	11.4%
% of FP17s for the same patient ID Re-attending within 3 months - Adults	238	925	25.7%	16.2%	15.2%	15.4%
% of FP17s for the same patient ID Re-attending between 3 & 9 months - Children	109	357	30.5%	56.9%	62.3%	59.8%
% of FP17s for the same patient ID Re-attending between 3 & 9 months - Adults	319	925	34.5%	50.1%	53.3%	52.1%
% of FP17s for Band 1 Urgent Courses	74	427	17.3%	10.0%	9.7%	9.2%
% of FP17s Relating to Free Repair or Replacements	14	427	3.3%	0.5%	0.6%	0.7%
% of FP17s Relating to Continuations	1	427	0.2%	0.7%	0.8%	0.8%
% of Patients satisfied with the dentistry they have received	3	4	N/A	92.0%	93.4%	93.4%
% of Patients satisfied with the time they had to wait for an appointment	4	4	N/A	85.6%	86.8%	87.6%

* This is based on patients treated on this contract for their most recent course of treatment. Figures in italics indicate the base number of FP17s or Patient Questionnaire responses are less than 100. N/A is shown where the base number of responses is less than 10 during the period. % is calculated as Quantity/Base number*100

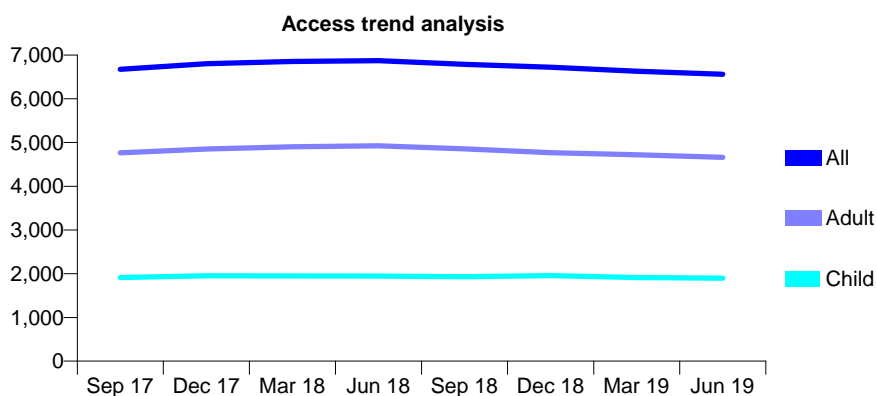
Q67 - Vital Signs At a Glance Contract Report for 855405/0001 - June 2019

Name or company name	Majid Vahid and Seyed Bijan Mortazavi
Contract type name	GDS Contract
Purpose of contract	General
Contract start date	01/02/2007
Contract end date	

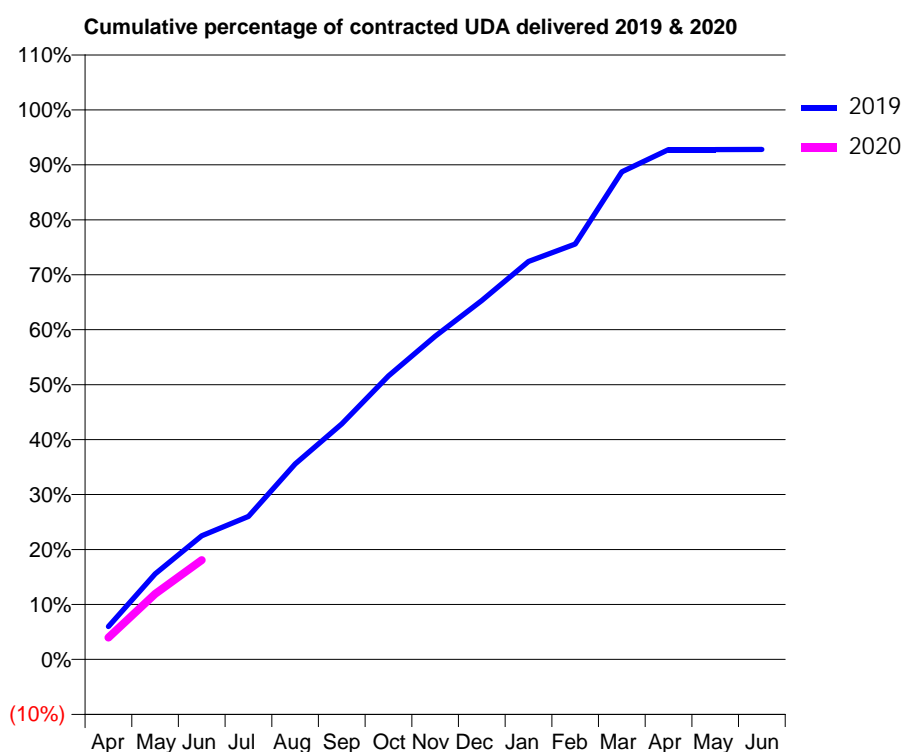
19/20 Contracted general activity (UDA)	17,664
Carry forward general activity (UDA)	0
19/20 Contracted orthodontic activity (UOA)	0
Carry forward orthodontic activity (UOA)	0
Baseline contract value	£447,084.22

ACCESS*

Patients seen in 24 months	Total	Change since previous quarter
Quarter ending June 2018	6,869	
Quarter ending September 2018	6,787	↓
Quarter ending December 2018	6,722	→
Quarter ending March 2019	6,630	↓
Quarter ending June 2019	6,562	↓
Variance since June 2018	(4.5%)	↓



ACTIVITY



Month	Adjusted Scheduled Activity (UDA)	
	2019	2020
April	1,056	699
May	2,751	2,108
June	3,975	3,191
July	4,596	
August	6,287	
September	7,566	
October	9,113	
November	10,387	
December	11,538	
January	12,790	
February	13,349	
March	15,668	
April	16,384	
May	16,387	
June	16,388	

QUALITY

	Quantity	Base Number	Contract	AT	Region	England
% of FP17s for the same patient ID Re-attending within 3 months - Children	26	622	4.2%	10.6%	10.6%	11.4%
% of FP17s for the same patient ID Re-attending within 3 months - Adults	225	1,502	15.0%	16.2%	15.2%	15.4%
% of FP17s for the same patient ID Re-attending between 3 & 9 months - Children	374	622	60.1%	56.9%	62.3%	59.8%
% of FP17s for the same patient ID Re-attending between 3 & 9 months - Adults	818	1,502	54.5%	50.1%	53.3%	52.1%
% of FP17s for Band 1 Urgent Courses	211	1,823	11.6%	10.0%	9.7%	9.2%
% of FP17s Relating to Free Repair or Replacements	1	1,823	0.1%	0.5%	0.6%	0.7%
% of FP17s Relating to Continuations	5	1,823	0.3%	0.7%	0.8%	0.8%
% of Patients satisfied with the dentistry they have received	2	2	N/A	92.0%	93.4%	93.4%
% of Patients satisfied with the time they had to wait for an appointment	2	2	N/A	85.6%	86.8%	87.6%

* This is based on patients treated on this contract for their most recent course of treatment. Figures in italics indicate the base number of FP17s or Patient Questionnaire responses are less than 100. N/A is shown where the base number of responses is less than 10 during the period. % is calculated as Quantity/Base number*100

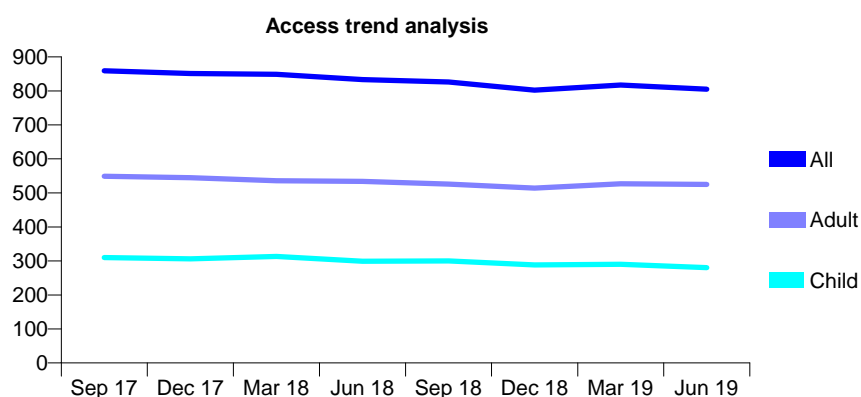
Q67 - Vital Signs At a Glance Contract Report for 859745/0001 - June 2019

Name or company name	MRS TO ILORI
Contract type name	GDS Contract
Purpose of contract	General
Contract start date	13/10/2014
Contract end date	

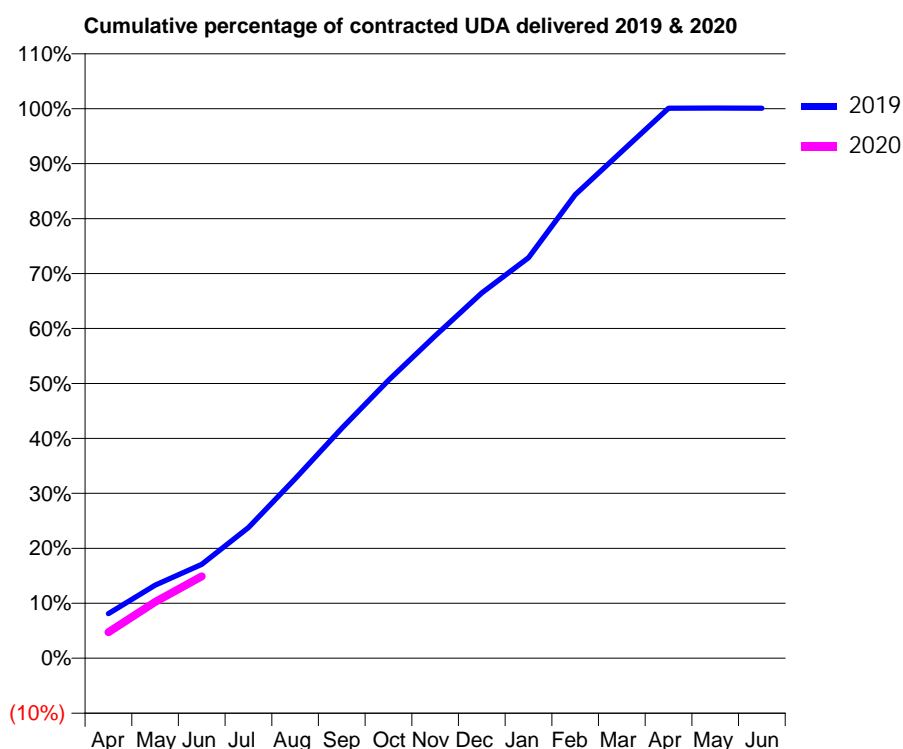
19/20 Contracted general activity (UDA)	2,003
Carry forward general activity (UDA)	0
19/20 Contracted orthodontic activity (UOA)	0
Carry forward orthodontic activity (UOA)	0
Baseline contract value	£52,012.62

ACCESS*

Patients seen in 24 months	Total	Change since previous quarter
Quarter ending June 2018	833	
Quarter ending September 2018	826	→
Quarter ending December 2018	802	↓
Quarter ending March 2019	817	→
Quarter ending June 2019	805	↓
Variance since June 2018	(3.4%)	↓



ACTIVITY



Month	2019	2020
April	162	95
May	266	205
June	343	299
July	476	
August	654	
September	838	
October	1,013	
November	1,175	
December	1,332	
January	1,460	
February	1,689	
March	1,847	
April	2,004	
May	2,005	
June	2,004	

QUALITY

	Quantity	Base Number	Contract	AT	Region	England
% of FP17s for the same patient ID Re-attending within 3 months - Children	2	83	2.4%	10.6%	10.6%	11.4%
% of FP17s for the same patient ID Re-attending within 3 months - Adults	22	166	13.3%	16.2%	15.2%	15.4%
% of FP17s for the same patient ID Re-attending between 3 & 9 months - Children	29	83	34.9%	56.9%	62.3%	59.8%
% of FP17s for the same patient ID Re-attending between 3 & 9 months - Adults	51	166	30.7%	50.1%	53.3%	52.1%
% of FP17s for Band 1 Urgent Courses	19	186	10.2%	10.0%	9.7%	9.2%
% of FP17s Relating to Free Repair or Replacements	0	186	0.0%	0.5%	0.6%	0.7%
% of FP17s Relating to Continuations	0	186	0.0%	0.7%	0.8%	0.8%
% of Patients satisfied with the dentistry they have received	0	0	N/A	92.0%	93.4%	93.4%
% of Patients satisfied with the time they had to wait for an appointment	0	0	N/A	85.6%	86.8%	87.6%

* This is based on patients treated on this contract for their most recent course of treatment.

Figures in italics indicate the base number of FP17s or Patient Questionnaire responses are less than 100. N/A is shown where the base number of responses is less than 10 during the period. % is calculated as Quantity/Base number*100

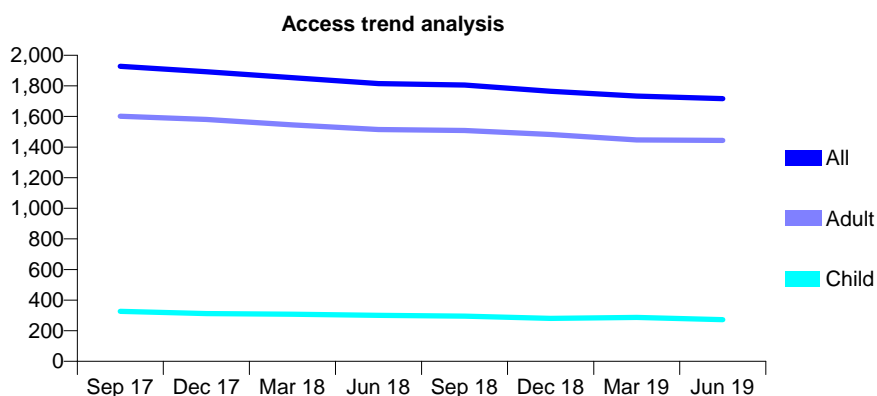
Q67 - Vital Signs At a Glance Contract Report for 912360/0001 - June 2019

Name or company name	Hakim and Jones
Contract type name	GDS Contract
Purpose of contract	General
Contract start date	01/04/2006
Contract end date	

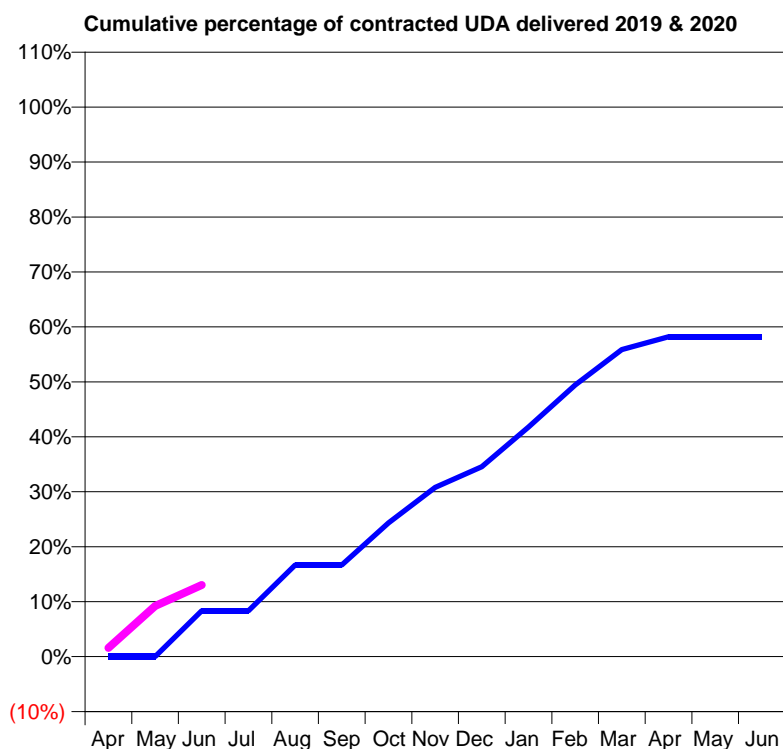
19/20 Contracted general activity (UDA)	6,421
Carry forward general activity (UDA)	0
19/20 Contracted orthodontic activity (UOA)	0
Carry forward orthodontic activity (UOA)	0
Baseline contract value	£147,716.82

ACCESS*

Patients seen in 24 months	Total	Change since previous quarter
Quarter ending June 2018	1,815	
Quarter ending September 2018	1,805	→
Quarter ending December 2018	1,764	↓
Quarter ending March 2019	1,734	↓
Quarter ending June 2019	1,716	↓
Variance since June 2018	(5.5%)	↓



ACTIVITY



Month	Adjusted Scheduled Activity (UDA)	
	2019	2020
April	0	102
May	0	594
June	536	838
July	536	
August	1,071	
September	1,071	
October	1,562	
November	1,978	
December	2,219	
January	2,683	
February	3,175	
March	3,588	
April	3,737	
May	3,738	
June	3,738	

QUALITY

	Quantity	Base Number	Contract	AT	Region	England
% of FP17s for the same patient ID Re-attending within 3 months - Children	2	89	2.2%	10.6%	10.6%	11.4%
% of FP17s for the same patient ID Re-attending within 3 months - Adults	1	428	0.2%	16.2%	15.2%	15.4%
% of FP17s for the same patient ID Re-attending between 3 & 9 months - Children	45	89	50.6%	56.9%	62.3%	59.8%
% of FP17s for the same patient ID Re-attending between 3 & 9 months - Adults	207	428	48.4%	50.1%	53.3%	52.1%
% of FP17s for Band 1 Urgent Courses	9	436	2.1%	10.0%	9.7%	9.2%
% of FP17s Relating to Free Repair or Replacements	0	436	0.0%	0.5%	0.6%	0.7%
% of FP17s Relating to Continuations	0	436	0.0%	0.7%	0.8%	0.8%
% of Patients satisfied with the dentistry they have received	3	3	N/A	92.0%	93.4%	93.4%
% of Patients satisfied with the time they had to wait for an appointment	2	3	N/A	85.6%	86.8%	87.6%

* This is based on patients treated on this contract for their most recent course of treatment. Figures in italics indicate the base number of FP17s or Patient Questionnaire responses are less than 100. N/A is shown where the base number of responses is less than 10 during the period. % is calculated as Quantity/Base number*100

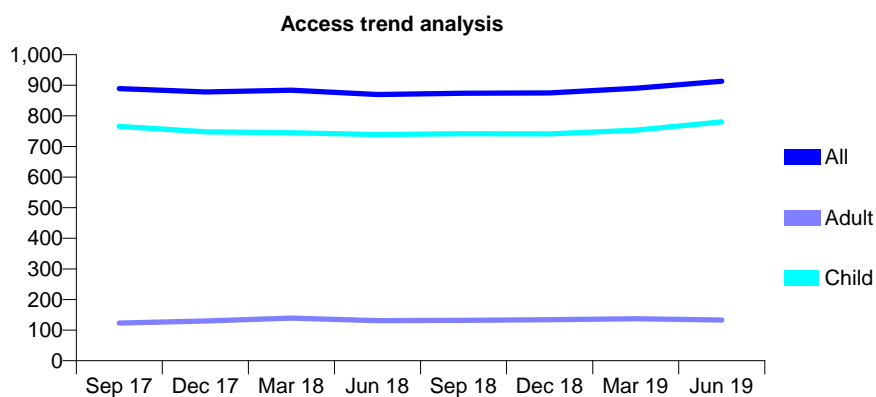
Q67 - Vital Signs At a Glance Contract Report for 913278/0001 - June 2019

Name or company name	MRS LD LUNNESS-BARNES
Contract type name	GDS Contract
Purpose of contract	General
Contract start date	01/04/2006
Contract end date	

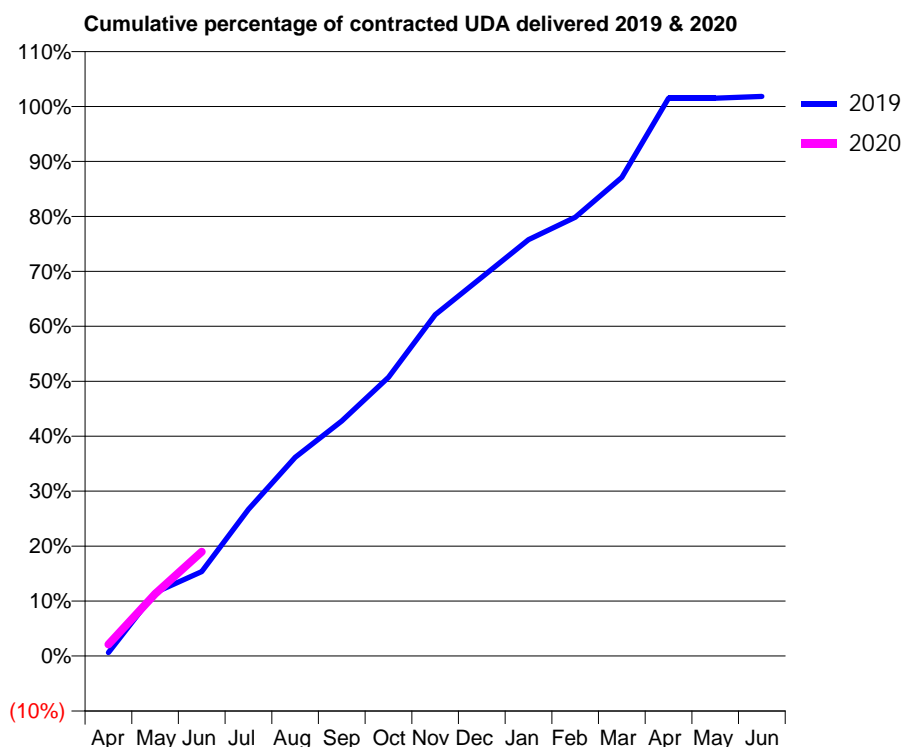
19/20 Contracted general activity (UDA)	1,700
Carry forward general activity (UDA)	0
19/20 Contracted orthodontic activity (UOA)	0
Carry forward orthodontic activity (UOA)	0
Baseline contract value	£43,505.26

ACCESS*

Patients seen in 24 months	Total	Change since previous quarter
Quarter ending June 2018	870	
Quarter ending September 2018	874	→
Quarter ending December 2018	875	→
Quarter ending March 2019	890	→
Quarter ending June 2019	913	↑
Variance since June 2018	4.9%	↑



ACTIVITY



Month	Adjusted Scheduled Activity (UDA)	
	2019	2020
April	11	36
May	196	192
June	261	323
July	454	
August	615	
September	727	
October	863	
November	1,056	
December	1,171	
January	1,288	
February	1,357	
March	1,480	
April	1,726	
May	1,726	
June	1,731	

QUALITY

	Quantity	Base Number	Contract	AT	Region	England
% of FP17s for the same patient ID Re-attending within 3 months - Children	18	412	4.4%	10.6%	10.6%	11.4%
% of FP17s for the same patient ID Re-attending within 3 months - Adults	1	33	3.0%	16.2%	15.2%	15.4%
% of FP17s for the same patient ID Re-attending between 3 & 9 months - Children	260	412	63.1%	56.9%	62.3%	59.8%
% of FP17s for the same patient ID Re-attending between 3 & 9 months - Adults	20	33	60.6%	50.1%	53.3%	52.1%
% of FP17s for Band 1 Urgent Courses	5	250	2.0%	10.0%	9.7%	9.2%
% of FP17s Relating to Free Repair or Replacements	0	250	0.0%	0.5%	0.6%	0.7%
% of FP17s Relating to Continuations	0	250	0.0%	0.7%	0.8%	0.8%
% of Patients satisfied with the dentistry they have received	0	0	N/A	92.0%	93.4%	93.4%
% of Patients satisfied with the time they had to wait for an appointment	0	0	N/A	85.6%	86.8%	87.6%

* This is based on patients treated on this contract for their most recent course of treatment. Figures in italics indicate the base number of FP17s or Patient Questionnaire responses are less than 100. N/A is shown where the base number of responses is less than 10 during the period. % is calculated as Quantity/Base number*100

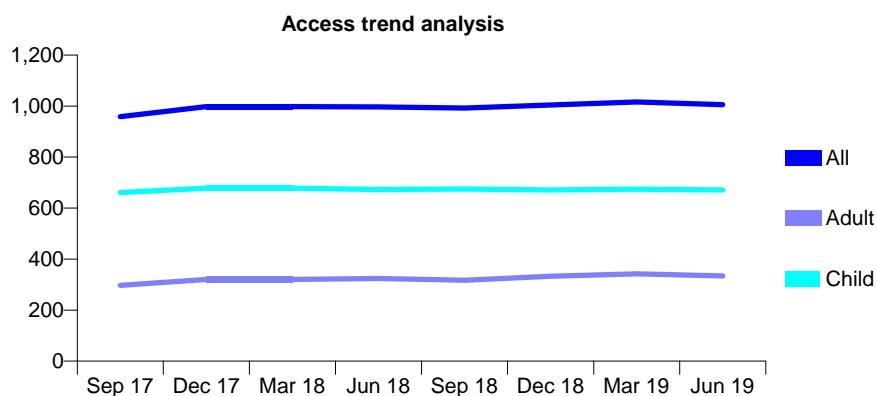
Q67 - Vital Signs At a Glance Contract Report for 913383/0001 - June 2019

Name or company name	MR TJ VAN DIEPEN
Contract type name	GDS Contract
Purpose of contract	General
Contract start date	01/04/2006
Contract end date	

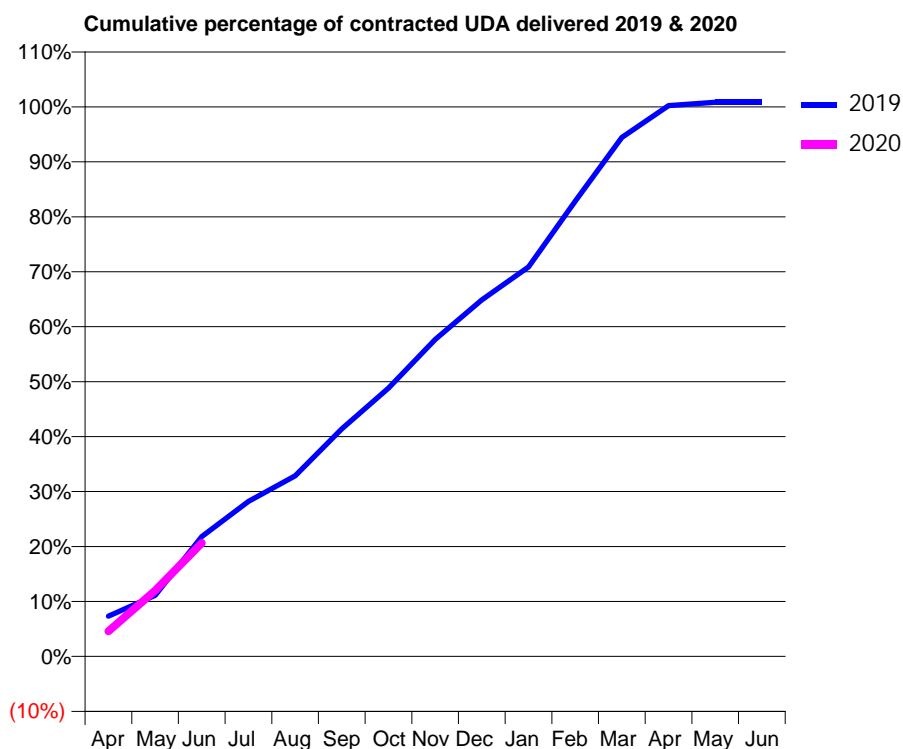
19/20 Contracted general activity (UDA)	2,000
Carry forward general activity (UDA)	0
19/20 Contracted orthodontic activity (UOA)	0
Carry forward orthodontic activity (UOA)	0
Baseline contract value	£50,616.05

ACCESS*

Patients seen in 24 months	Total	Change since previous quarter
Quarter ending June 2018	997	
Quarter ending September 2018	992	→
Quarter ending December 2018	1,004	→
Quarter ending March 2019	1,016	→
Quarter ending June 2019	1,005	↓
Variance since June 2018	0.8%	→



ACTIVITY



Month	2019	2020
April	147	92
May	222	240
June	436	413
July	564	
August	657	
September	828	
October	976	
November	1,154	
December	1,298	
January	1,418	
February	1,657	
March	1,889	
April	2,005	
May	2,017	
June	2,017	

QUALITY

	Quantity	Base Number	Contract	AT	Region	England
% of FP17s for the same patient ID Re-attending within 3 months - Children	5	240	2.1%	10.6%	10.6%	11.4%
% of FP17s for the same patient ID Re-attending within 3 months - Adults	10	84	11.9%	16.2%	15.2%	15.4%
% of FP17s for the same patient ID Re-attending between 3 & 9 months - Children	151	240	62.9%	56.9%	62.3%	59.8%
% of FP17s for the same patient ID Re-attending between 3 & 9 months - Adults	44	84	52.4%	50.1%	53.3%	52.1%
% of FP17s for Band 1 Urgent Courses	0	257	0.0%	10.0%	9.7%	9.2%
% of FP17s Relating to Free Repair or Replacements	0	257	0.0%	0.5%	0.6%	0.7%
% of FP17s Relating to Continuations	0	257	0.0%	0.7%	0.8%	0.8%
% of Patients satisfied with the dentistry they have received	0	0	N/A	92.0%	93.4%	93.4%
% of Patients satisfied with the time they had to wait for an appointment	0	0	N/A	85.6%	86.8%	87.6%

* This is based on patients treated on this contract for their most recent course of treatment. Figures in italics indicate the base number of FP17s or Patient Questionnaire responses are less than 100. N/A is shown where the base number of responses is less than 10 during the period. % is calculated as Quantity/Base number*100

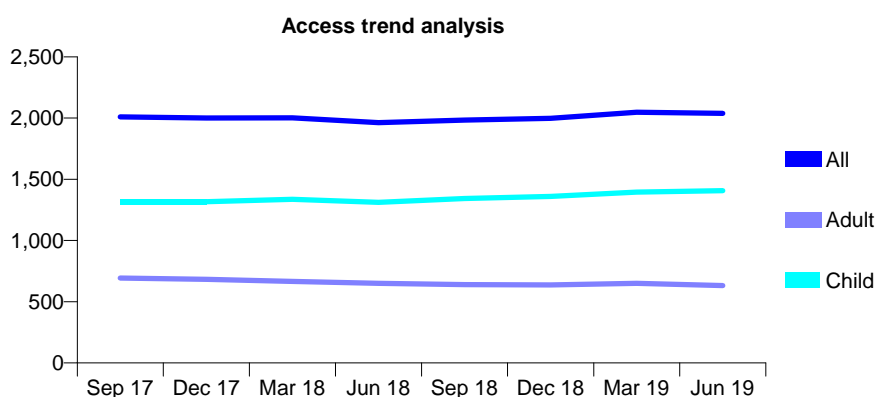
Q67 - Vital Signs At a Glance Contract Report for 913863/0001 - June 2019

Name or company name	MISS SP MEADS
Contract type name	GDS Contract
Purpose of contract	General
Contract start date	01/04/2006
Contract end date	

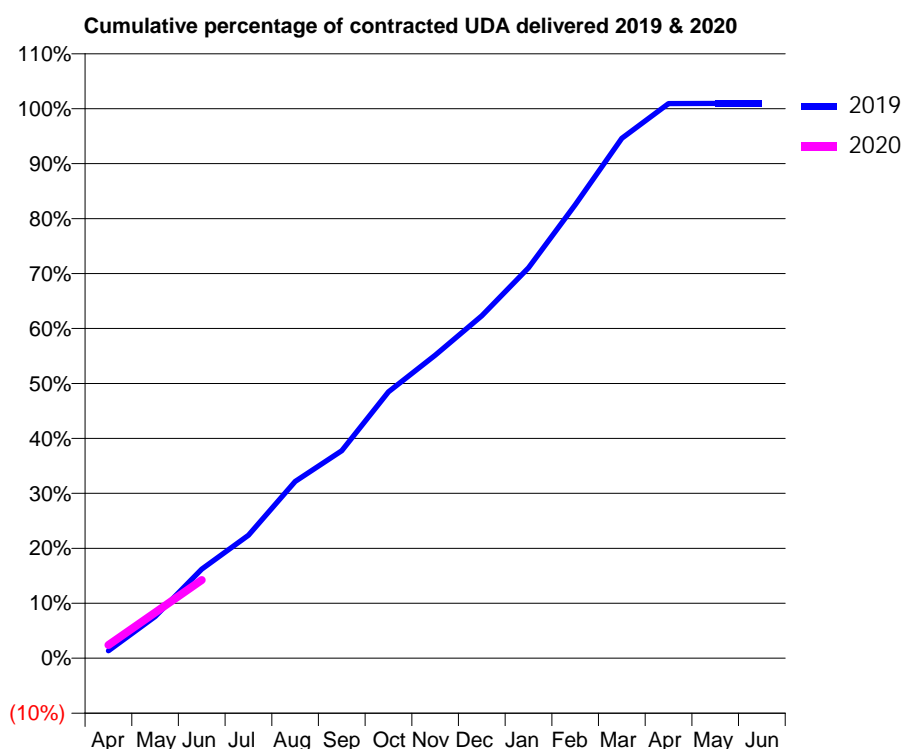
19/20 Contracted general activity (UDA)	5,213
Carry forward general activity (UDA)	0
19/20 Contracted orthodontic activity (UOA)	0
Carry forward orthodontic activity (UOA)	0
Baseline contract value	£133,380.48

ACCESS*

Patients seen in 24 months	Total	Change since previous quarter
Quarter ending June 2018	1,962	
Quarter ending September 2018	1,983	→
Quarter ending December 2018	1,998	→
Quarter ending March 2019	2,047	↑
Quarter ending June 2019	2,039	→
Variance since June 2018	3.9%	↑



ACTIVITY



Month	2019	2020
April	70	126
May	396	433
June	846	742
July	1,167	
August	1,677	
September	1,968	
October	2,527	
November	2,874	
December	3,248	
January	3,704	
February	4,301	
March	4,931	
April	5,261	
May	5,263	
June	5,263	

QUALITY

	Quantity	Base Number	Contract	AT	Region	England
% of FP17s for the same patient ID Re-attending within 3 months - Children	35	442	7.9%	10.6%	10.6%	11.4%
% of FP17s for the same patient ID Re-attending within 3 months - Adults	44	167	26.3%	16.2%	15.2%	15.4%
% of FP17s for the same patient ID Re-attending between 3 & 9 months - Children	260	442	58.8%	56.9%	62.3%	59.8%
% of FP17s for the same patient ID Re-attending between 3 & 9 months - Adults	71	167	42.5%	50.1%	53.3%	52.1%
% of FP17s for Band 1 Urgent Courses	38	435	8.7%	10.0%	9.7%	9.2%
% of FP17s Relating to Free Repair or Replacements	0	435	0.0%	0.5%	0.6%	0.7%
% of FP17s Relating to Continuations	0	435	0.0%	0.7%	0.8%	0.8%
% of Patients satisfied with the dentistry they have received	1	2	N/A	92.0%	93.4%	93.4%
% of Patients satisfied with the time they had to wait for an appointment	1	2	N/A	85.6%	86.8%	87.6%

* This is based on patients treated on this contract for their most recent course of treatment. Figures in italics indicate the base number of FP17s or Patient Questionnaire responses are less than 100. N/A is shown where the base number of responses is less than 10 during the period. % is calculated as Quantity/Base number*100

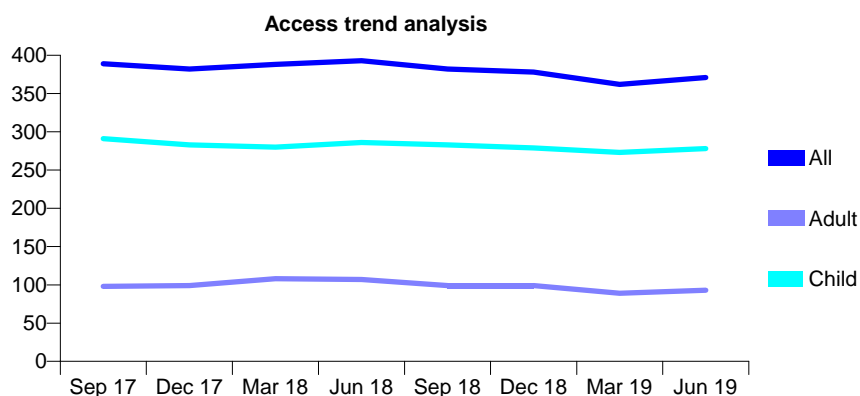
Q67 - Vital Signs At a Glance Contract Report for 914940/0001 - June 2019

Name or company name	MR JL RUPARELIA
Contract type name	GDS Contract
Purpose of contract	General
Contract start date	01/04/2006
Contract end date	

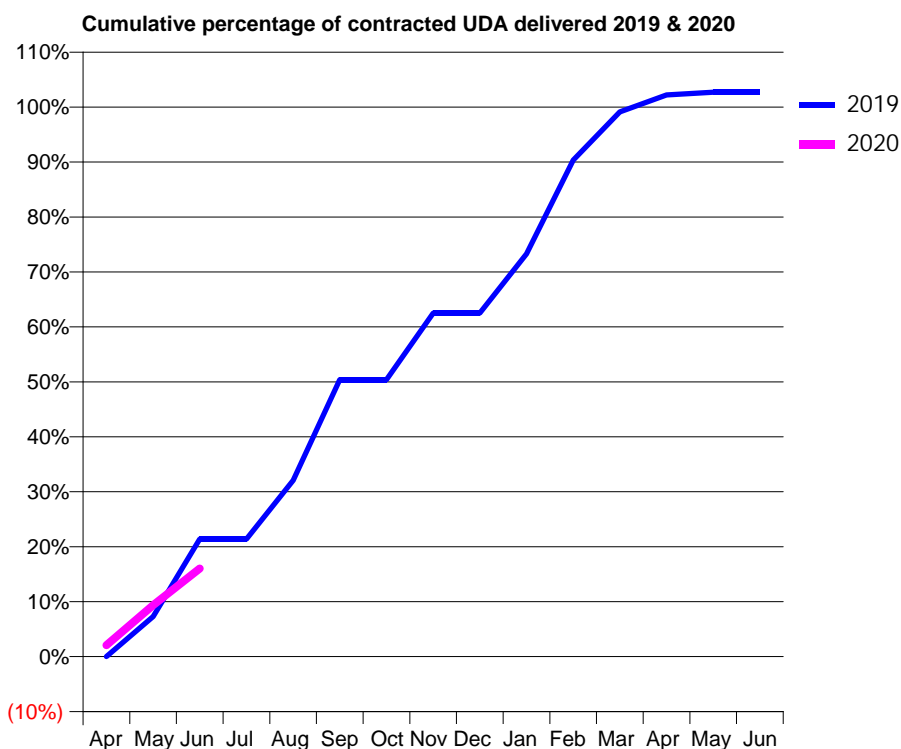
19/20 Contracted general activity (UDA)	618
Carry forward general activity (UDA)	0
19/20 Contracted orthodontic activity (UOA)	0
Carry forward orthodontic activity (UOA)	0
Baseline contract value	£15,640.37

ACCESS*

Patients seen in 24 months	Total	Change since previous quarter
Quarter ending June 2018	393	
Quarter ending September 2018	382	↓
Quarter ending December 2018	378	↓
Quarter ending March 2019	362	↓
Quarter ending June 2019	371	↑
Variance since June 2018	(5.6%)	↓



ACTIVITY



Month	Adjusted Scheduled Activity (UDA)	
	2019	2020
April	0	13
May	45	58
June	132	99
July	132	
August	198	
September	311	
October	311	
November	386	
December	386	
January	453	
February	558	
March	613	
April	632	
May	635	
June	635	

QUALITY

	Quantity	Base Number	Contract	AT	Region	England
% of FP17s for the same patient ID Re-attending within 3 months - Children	0	73	0.0%	10.6%	10.6%	11.4%
% of FP17s for the same patient ID Re-attending within 3 months - Adults	0	19	0.0%	16.2%	15.2%	15.4%
% of FP17s for the same patient ID Re-attending between 3 & 9 months - Children	44	73	60.3%	56.9%	62.3%	59.8%
% of FP17s for the same patient ID Re-attending between 3 & 9 months - Adults	10	19	52.6%	50.1%	53.3%	52.1%
% of FP17s for Band 1 Urgent Courses	0	77	0.0%	10.0%	9.7%	9.2%
% of FP17s Relating to Free Repair or Replacements	0	77	0.0%	0.5%	0.6%	0.7%
% of FP17s Relating to Continuations	0	77	0.0%	0.7%	0.8%	0.8%
% of Patients satisfied with the dentistry they have received	0	0	N/A	92.0%	93.4%	93.4%
% of Patients satisfied with the time they had to wait for an appointment	0	0	N/A	85.6%	86.8%	87.6%

* This is based on patients treated on this contract for their most recent course of treatment. Figures in italics indicate the base number of FP17s or Patient Questionnaire responses are less than 100. N/A is shown where the base number of responses is less than 10 during the period. % is calculated as Quantity/Base number*100

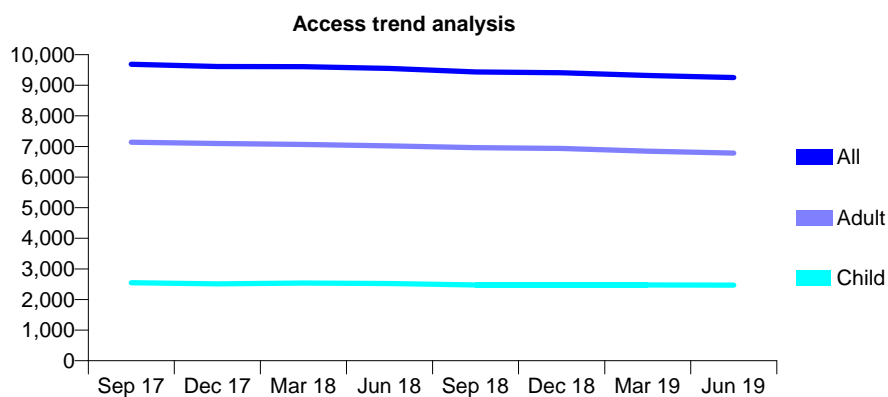
Q67 - Vital Signs At a Glance Contract Report for 915351/0002 - June 2019

Name or company name	MR MD HUGHES
Contract type name	GDS Contract
Purpose of contract	General
Contract start date	01/04/2012
Contract end date	

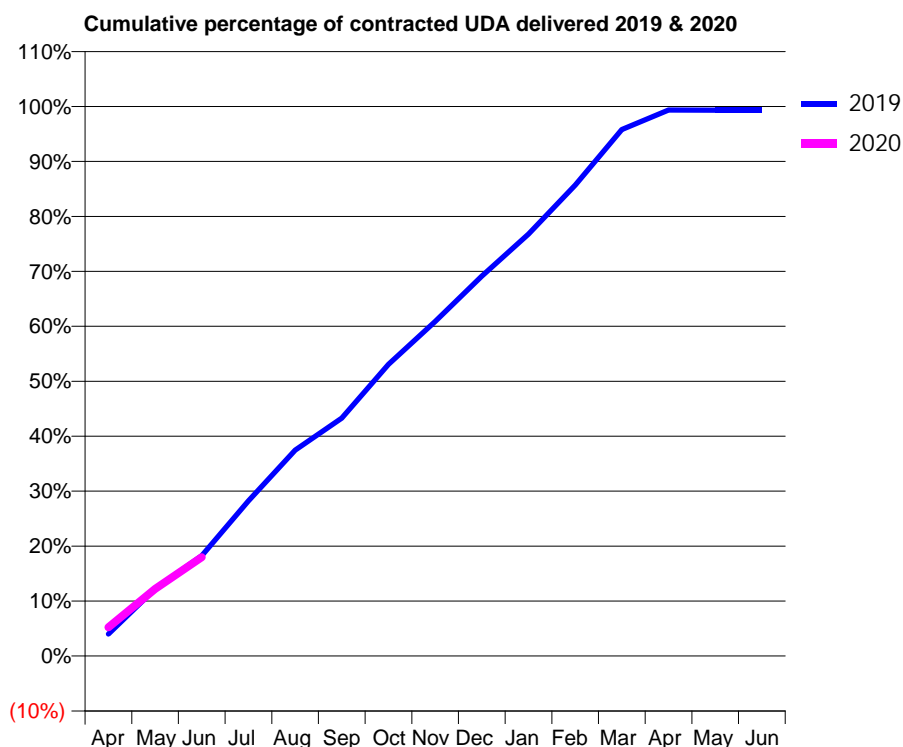
19/20 Contracted general activity (UDA)	31,257
Carry forward general activity (UDA)	0
19/20 Contracted orthodontic activity (UOA)	0
Carry forward orthodontic activity (UOA)	0
Baseline contract value	£799,745.60

ACCESS*

Patients seen in 24 months	Total	Change since previous quarter
Quarter ending June 2018	9,547	
Quarter ending September 2018	9,437	↓
Quarter ending December 2018	9,409	→
Quarter ending March 2019	9,323	→
Quarter ending June 2019	9,254	→
Variance since June 2018	(3.1%)	↓



ACTIVITY



Month	Adjusted Scheduled Activity (UDA)	
	2019	2020
April	1,252	1,634
May	3,817	3,815
June	5,709	5,627
July	8,826	
August	11,704	
September	13,531	
October	16,596	
November	19,024	
December	21,608	
January	24,002	
February	26,784	
March	29,945	
April	31,057	
May	31,042	
June	31,040	

QUALITY

	Quantity	Base Number	Contract	AT	Region	England
% of FP17s for the same patient ID Re-attending within 3 months - Children	47	751	6.3%	10.6%	10.6%	11.4%
% of FP17s for the same patient ID Re-attending within 3 months - Adults	243	1,792	13.6%	16.2%	15.2%	15.4%
% of FP17s for the same patient ID Re-attending between 3 & 9 months - Children	401	751	53.4%	56.9%	62.3%	59.8%
% of FP17s for the same patient ID Re-attending between 3 & 9 months - Adults	904	1,792	50.4%	50.1%	53.3%	52.1%
% of FP17s for Band 1 Urgent Courses	210	2,155	9.7%	10.0%	9.7%	9.2%
% of FP17s Relating to Free Repair or Replacements	8	2,155	0.4%	0.5%	0.6%	0.7%
% of FP17s Relating to Continuations	12	2,155	0.6%	0.7%	0.8%	0.8%
% of Patients satisfied with the dentistry they have received	2	2	N/A	92.0%	93.4%	93.4%
% of Patients satisfied with the time they had to wait for an appointment	2	2	N/A	85.6%	86.8%	87.6%

* This is based on patients treated on this contract for their most recent course of treatment. Figures in italics indicate the base number of FP17s or Patient Questionnaire responses are less than 100. N/A is shown where the base number of responses is less than 10 during the period. % is calculated as Quantity/Base number*100

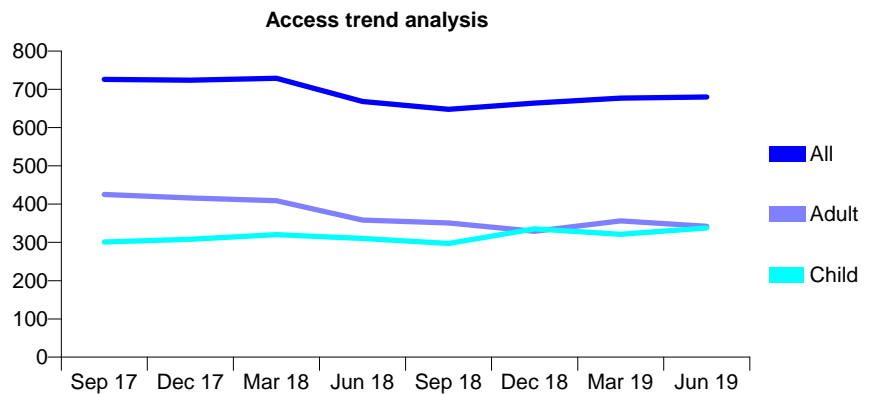
Q67 - Vital Signs At a Glance Contract Report for 915351/0003 - June 2019

Name or company name	MR MD HUGHES
Contract type name	GDS Contract
Purpose of contract	General
Contract start date	01/04/2012
Contract end date	

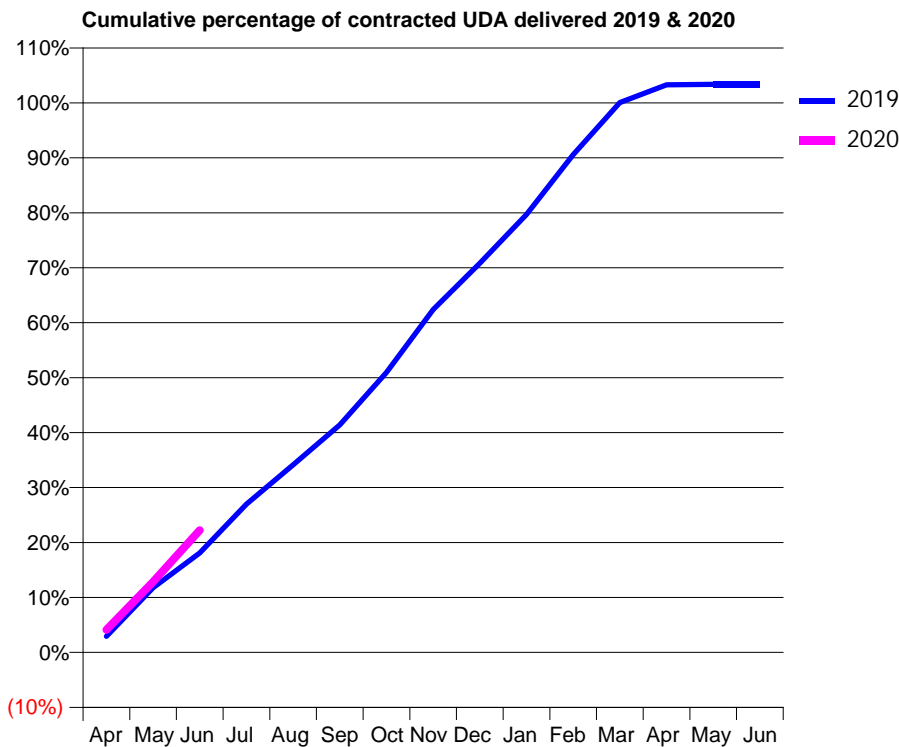
19/20 Contracted general activity (UDA)	8,700
Carry forward general activity (UDA)	0
19/20 Contracted orthodontic activity (UOA)	0
Carry forward orthodontic activity (UOA)	0
Baseline contract value	£512,348.92

ACCESS*

Patients seen in 24 months	Total	Change since previous quarter
Quarter ending June 2018	668	
Quarter ending September 2018	648	↓
Quarter ending December 2018	664	↑
Quarter ending March 2019	677	→
Quarter ending June 2019	680	→
Variance since June 2018	1.8%	→



ACTIVITY



Month	2019	2020
April	254	357
May	1,026	1,119
June	1,577	1,935
July	2,348	
August	2,971	
September	3,601	
October	4,433	
November	5,428	
December	6,161	
January	6,932	
February	7,880	
March	8,703	
April	8,984	
May	8,993	
June	8,993	

QUALITY

	Quantity	Base Number	Contract	AT	Region	England
% of FP17s for the same patient ID Re-attending within 3 months - Children	4	603	0.7%	10.6%	10.6%	11.4%
% of FP17s for the same patient ID Re-attending within 3 months - Adults	1	146	0.7%	16.2%	15.2%	15.4%
% of FP17s for the same patient ID Re-attending between 3 & 9 months - Children	3	603	0.5%	56.9%	62.3%	59.8%
% of FP17s for the same patient ID Re-attending between 3 & 9 months - Adults	2	146	1.4%	50.1%	53.3%	52.1%
% of FP17s for Band 1 Urgent Courses	0	653	0.0%	10.0%	9.7%	9.2%
% of FP17s Relating to Free Repair or Replacements	0	653	0.0%	0.5%	0.6%	0.7%
% of FP17s Relating to Continuations	0	653	0.0%	0.7%	0.8%	0.8%
% of Patients satisfied with the dentistry they have received	1	1	N/A	92.0%	93.4%	93.4%
% of Patients satisfied with the time they had to wait for an appointment	1	1	N/A	85.6%	86.8%	87.6%

* This is based on patients treated on this contract for their most recent course of treatment. Figures in italics indicate the base number of FP17s or Patient Questionnaire responses are less than 100. N/A is shown where the base number of responses is less than 10 during the period. % is calculated as Quantity/Base number*100

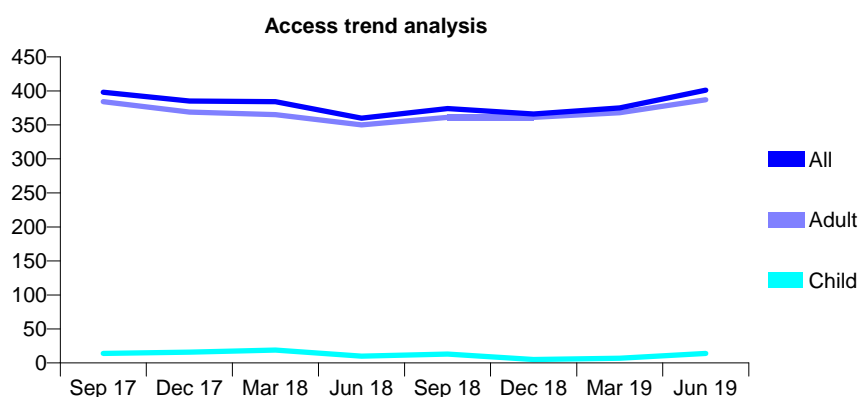
Q67 - Vital Signs At a Glance Contract Report for 915351/0004 - June 2019

Name or company name	MR MD HUGHES
Contract type name	GDS Contract
Purpose of contract	General
Contract start date	01/04/2012
Contract end date	

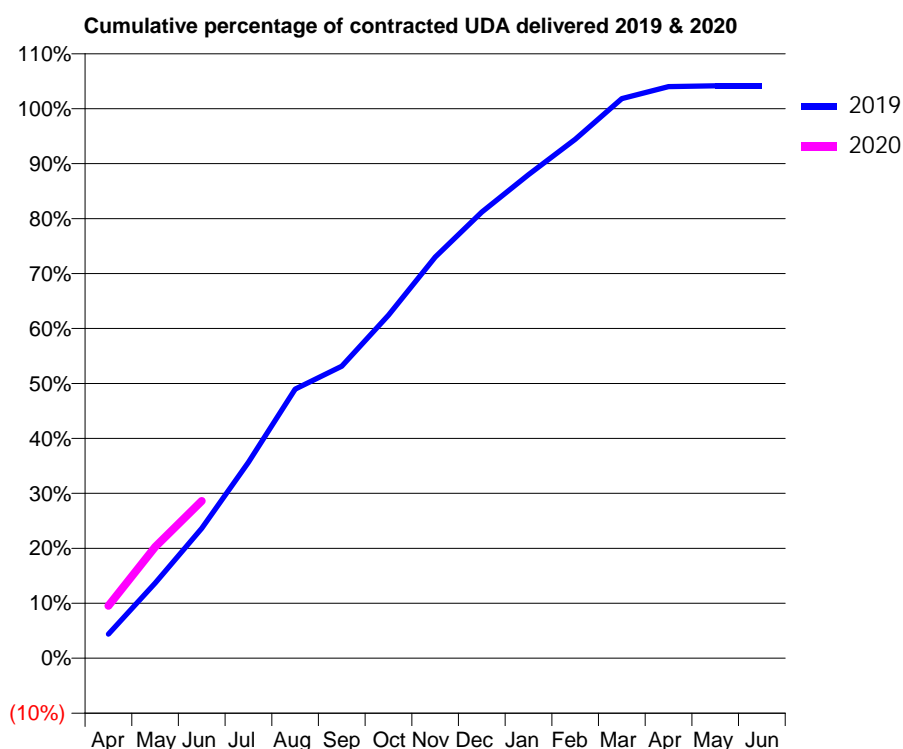
19/20 Contracted general activity (UDA)	3,354
Carry forward general activity (UDA)	0
19/20 Contracted orthodontic activity (UOA)	0
Carry forward orthodontic activity (UOA)	0
Baseline contract value	£257,096.28

ACCESS*

Patients seen in 24 months	Total	Change since previous quarter
Quarter ending June 2018	360	
Quarter ending September 2018	374	↑
Quarter ending December 2018	366	↓
Quarter ending March 2019	375	↑
Quarter ending June 2019	401	↑
Variance since June 2018	11.4%	↑



ACTIVITY



Month	2019	2020
April	147	320
May	459	679
June	793	960
July	1,196	
August	1,642	
September	1,782	
October	2,094	
November	2,449	
December	2,723	
January	2,951	
February	3,167	
March	3,415	
April	3,488	
May	3,494	
June	3,494	

QUALITY

	Quantity	Base Number	Contract	AT	Region	England
% of FP17s for the same patient ID Re-attending within 3 months - Children	0	57	0.0%	10.6%	10.6%	11.4%
% of FP17s for the same patient ID Re-attending within 3 months - Adults	4	299	1.3%	16.2%	15.2%	15.4%
% of FP17s for the same patient ID Re-attending between 3 & 9 months - Children	0	57	0.0%	56.9%	62.3%	59.8%
% of FP17s for the same patient ID Re-attending between 3 & 9 months - Adults	1	299	0.3%	50.1%	53.3%	52.1%
% of FP17s for Band 1 Urgent Courses	0	329	0.0%	10.0%	9.7%	9.2%
% of FP17s Relating to Free Repair or Replacements	0	329	0.0%	0.5%	0.6%	0.7%
% of FP17s Relating to Continuations	0	329	0.0%	0.7%	0.8%	0.8%
% of Patients satisfied with the dentistry they have received	1	1	N/A	92.0%	93.4%	93.4%
% of Patients satisfied with the time they had to wait for an appointment	1	1	N/A	85.6%	86.8%	87.6%

* This is based on patients treated on this contract for their most recent course of treatment.

Figures in italics indicate the base number of FP17s or Patient Questionnaire responses are less than 100. N/A is shown where the base number of responses is less than 10 during the period. % is calculated as Quantity/Base number*100

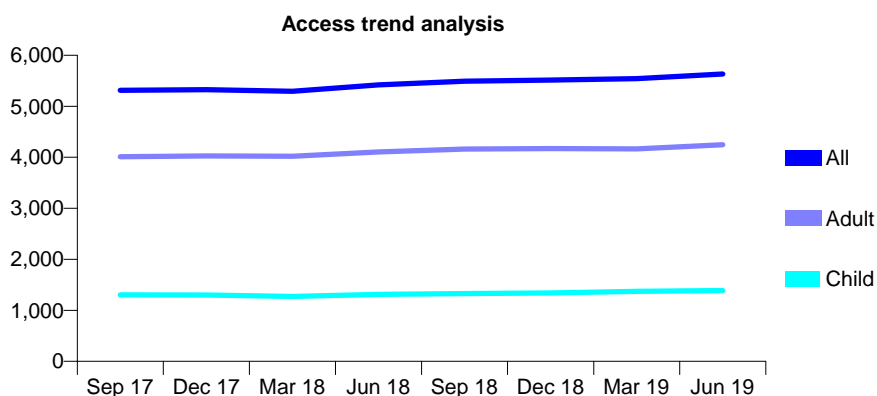
Q67 - Vital Signs At a Glance Contract Report for 915351/0005 - June 2019

Name or company name	Wigmore Dental Practice
Contract type name	GDS Contract
Purpose of contract	General
Contract start date	01/04/2012
Contract end date	

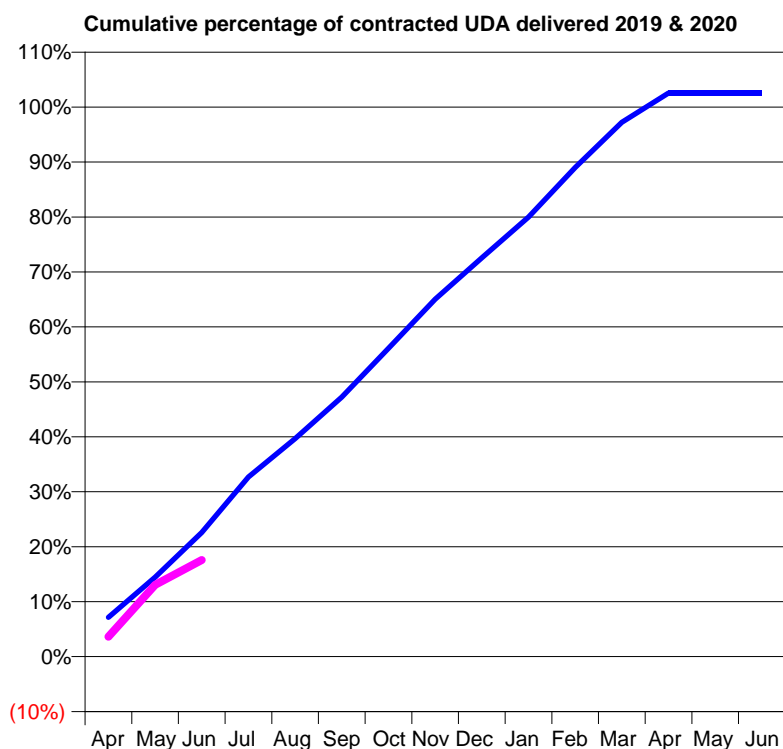
19/20 Contracted general activity (UDA)	15,298
Carry forward general activity (UDA)	0
19/20 Contracted orthodontic activity (UOA)	0
Carry forward orthodontic activity (UOA)	0
Baseline contract value	£391,416.59

ACCESS*

Patients seen in 24 months	Total	Change since previous quarter
Quarter ending June 2018	5,420	
Quarter ending September 2018	5,492	→
Quarter ending December 2018	5,513	→
Quarter ending March 2019	5,540	→
Quarter ending June 2019	5,633	→
Variance since June 2018	3.9%	↑



ACTIVITY



Month	Adjusted Scheduled Activity (UDA)	
	2019	2020
April	1,093	556
May	2,211	2,000
June	3,456	2,691
July	5,003	
August	6,071	
September	7,227	
October	8,579	
November	9,953	
December	11,101	
January	12,235	
February	13,618	
March	14,874	
April	15,686	
May	15,691	
June	15,691	

QUALITY

	Quantity	Base Number	Contract	AT	Region	England
% of FP17s for the same patient ID Re-attending within 3 months - Children	34	513	6.6%	10.6%	10.6%	11.4%
% of FP17s for the same patient ID Re-attending within 3 months - Adults	118	1,305	9.0%	16.2%	15.2%	15.4%
% of FP17s for the same patient ID Re-attending between 3 & 9 months - Children	305	513	59.5%	56.9%	62.3%	59.8%
% of FP17s for the same patient ID Re-attending between 3 & 9 months - Adults	809	1,305	62.0%	50.1%	53.3%	52.1%
% of FP17s for Band 1 Urgent Courses	123	1,406	8.7%	10.0%	9.7%	9.2%
% of FP17s Relating to Free Repair or Replacements	6	1,406	0.4%	0.5%	0.6%	0.7%
% of FP17s Relating to Continuations	0	1,406	0.0%	0.7%	0.8%	0.8%
% of Patients satisfied with the dentistry they have received	3	3	N/A	92.0%	93.4%	93.4%
% of Patients satisfied with the time they had to wait for an appointment	3	3	N/A	85.6%	86.8%	87.6%

* This is based on patients treated on this contract for their most recent course of treatment. Figures in italics indicate the base number of FP17s or Patient Questionnaire responses are less than 100. N/A is shown where the base number of responses is less than 10 during the period. % is calculated as Quantity/Base number*100

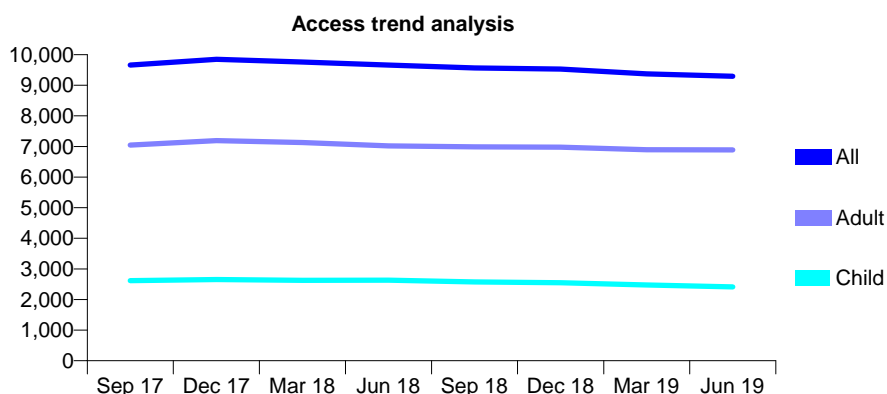
Q67 - Vital Signs At a Glance Contract Report for 915351/0006 - June 2019

Name or company name	Dental Healthcare Practice
Contract type name	GDS Contract
Purpose of contract	General
Contract start date	01/04/2012
Contract end date	

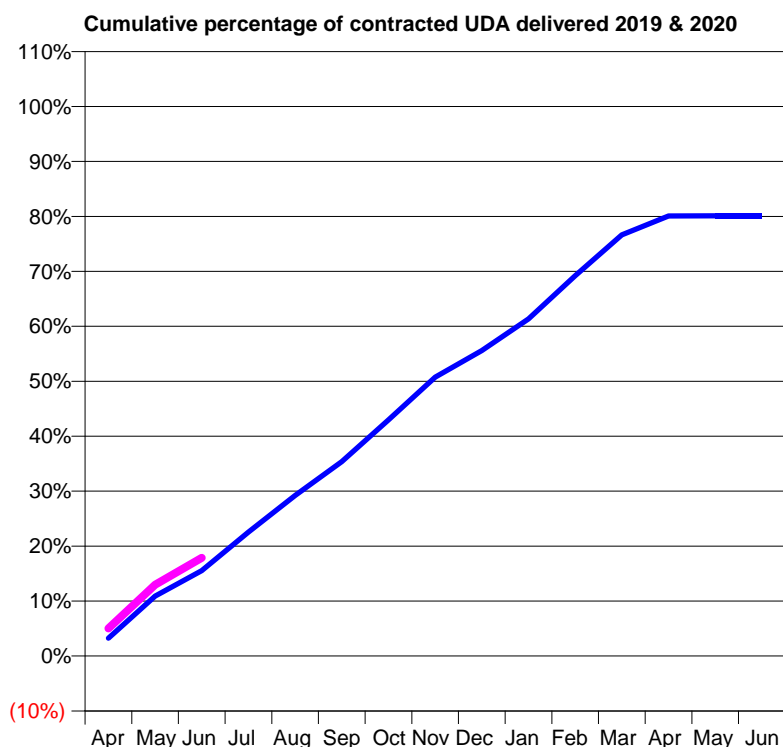
19/20 Contracted general activity (UDA)	31,442
Carry forward general activity (UDA)	0
19/20 Contracted orthodontic activity (UOA)	0
Carry forward orthodontic activity (UOA)	0
Baseline contract value	£933,279.05

ACCESS*

Patients seen in 24 months	Total	Change since previous quarter
Quarter ending June 2018	9,656	
Quarter ending September 2018	9,566	→
Quarter ending December 2018	9,529	→
Quarter ending March 2019	9,374	↓
Quarter ending June 2019	9,297	→
Variance since June 2018	(3.7%)	↓



ACTIVITY



Month	Adjusted Scheduled Activity (UDA)	
	2019	2020
April	1,020	1,582
May	3,426	4,075
June	4,888	5,621
July	7,090	
August	9,190	
September	11,118	
October	13,507	
November	15,958	
December	17,478	
January	19,295	
February	21,765	
March	24,088	
April	25,178	
May	25,179	
June	25,179	

QUALITY

	Quantity	Base Number	Contract	AT	Region	England
% of FP17s for the same patient ID Re-attending within 3 months - Children	52	605	8.6%	10.6%	10.6%	11.4%
% of FP17s for the same patient ID Re-attending within 3 months - Adults	378	1,972	19.2%	16.2%	15.2%	15.4%
% of FP17s for the same patient ID Re-attending between 3 & 9 months - Children	215	605	35.5%	56.9%	62.3%	59.8%
% of FP17s for the same patient ID Re-attending between 3 & 9 months - Adults	793	1,972	40.2%	50.1%	53.3%	52.1%
% of FP17s for Band 1 Urgent Courses	239	2,168	11.0%	10.0%	9.7%	9.2%
% of FP17s Relating to Free Repair or Replacements	24	2,168	1.1%	0.5%	0.6%	0.7%
% of FP17s Relating to Continuations	73	2,168	3.4%	0.7%	0.8%	0.8%
% of Patients satisfied with the dentistry they have received	2	2	N/A	92.0%	93.4%	93.4%
% of Patients satisfied with the time they had to wait for an appointment	2	2	N/A	85.6%	86.8%	87.6%

* This is based on patients treated on this contract for their most recent course of treatment. Figures in italics indicate the base number of FP17s or Patient Questionnaire responses are less than 100. N/A is shown where the base number of responses is less than 10 during the period. % is calculated as Quantity/Base number*100

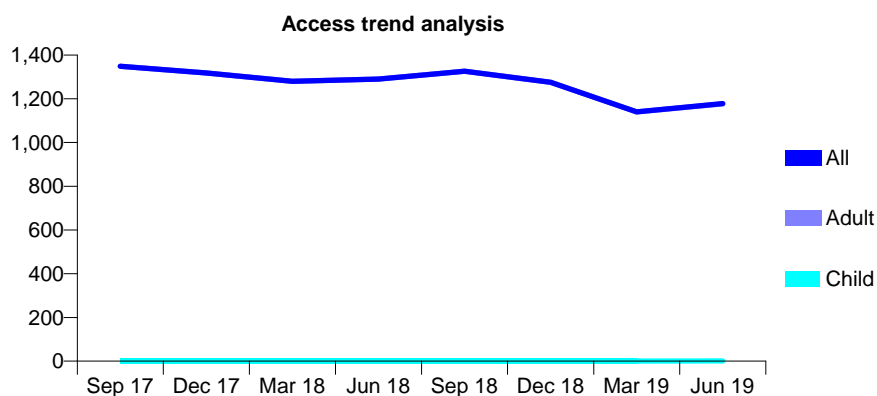
Q67 - Vital Signs At a Glance Contract Report for 921351/0001 - June 2019

Name or company name	MR PK CHOPRA
Contract type name	GDS Contract
Purpose of contract	General
Contract start date	01/04/2006
Contract end date	

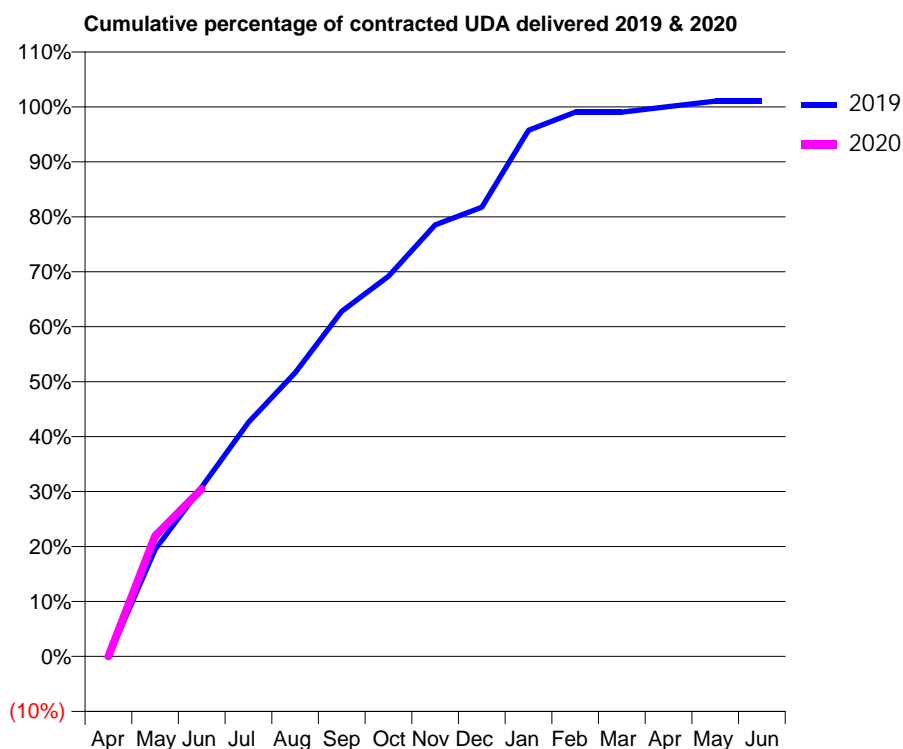
19/20 Contracted general activity (UDA)	3,981
Carry forward general activity (UDA)	0
19/20 Contracted orthodontic activity (UOA)	0
Carry forward orthodontic activity (UOA)	0
Baseline contract value	£115,907.04

ACCESS*

Patients seen in 24 months	Total	Change since previous quarter
Quarter ending June 2018	1,290	
Quarter ending September 2018	1,326	↑
Quarter ending December 2018	1,276	↓
Quarter ending March 2019	1,140	↓
Quarter ending June 2019	1,178	↑
Variance since June 2018	(8.7%)	↓



ACTIVITY



Month	Adjusted Scheduled Activity (UDA)	
	2019	2020
April	0	0
May	775	873
June	1,228	1,213
July	1,696	
August	2,055	
September	2,500	
October	2,754	
November	3,127	
December	3,253	
January	3,811	
February	3,942	
March	3,942	
April	3,983	
May	4,022	
June	4,022	

QUALITY

	Quantity	Base Number	Contract	AT	Region	England
% of FP17s for the same patient ID Re-attending within 3 months - Children	0	2	0.0%	10.6%	10.6%	11.4%
% of FP17s for the same patient ID Re-attending within 3 months - Adults	21	324	6.5%	16.2%	15.2%	15.4%
% of FP17s for the same patient ID Re-attending between 3 & 9 months - Children	0	2	0.0%	56.9%	62.3%	59.8%
% of FP17s for the same patient ID Re-attending between 3 & 9 months - Adults	35	324	10.8%	50.1%	53.3%	52.1%
% of FP17s for Band 1 Urgent Courses	79	276	28.6%	10.0%	9.7%	9.2%
% of FP17s Relating to Free Repair or Replacements	0	276	0.0%	0.5%	0.6%	0.7%
% of FP17s Relating to Continuations	0	276	0.0%	0.7%	0.8%	0.8%
% of Patients satisfied with the dentistry they have received	5	6	N/A	92.0%	93.4%	93.4%
% of Patients satisfied with the time they had to wait for an appointment	2	6	N/A	85.6%	86.8%	87.6%

* This is based on patients treated on this contract for their most recent course of treatment. Figures in italics indicate the base number of FP17s or Patient Questionnaire responses are less than 100. N/A is shown where the base number of responses is less than 10 during the period. % is calculated as Quantity/Base number*100

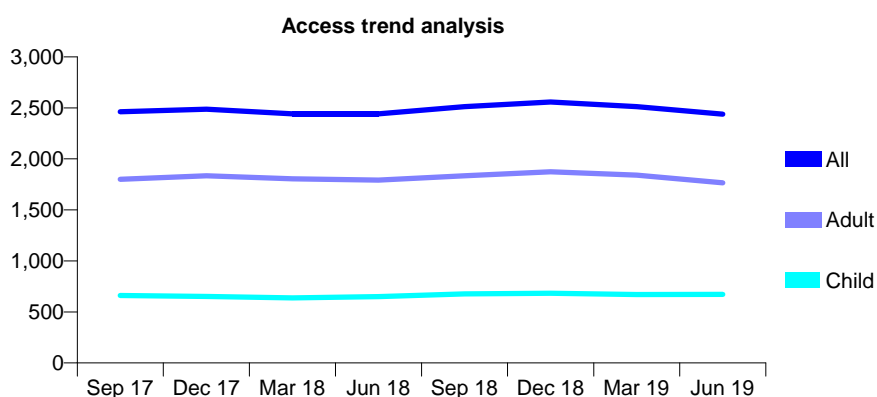
Q67 - Vital Signs At a Glance Contract Report for 921351/0002 - June 2019

Name or company name	MR PK CHOPRA
Contract type name	GDS Contract
Purpose of contract	General
Contract start date	01/04/2006
Contract end date	

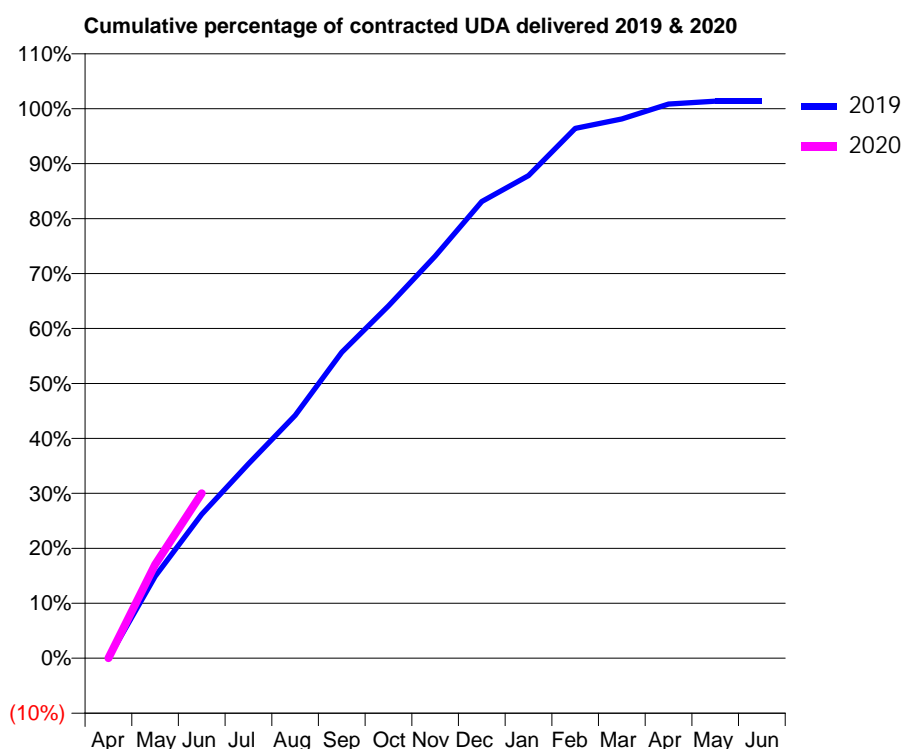
19/20 Contracted general activity (UDA)	5,422
Carry forward general activity (UDA)	0
19/20 Contracted orthodontic activity (UOA)	0
Carry forward orthodontic activity (UOA)	0
Baseline contract value	£137,220.09

ACCESS*

Patients seen in 24 months	Total	Change since previous quarter
Quarter ending June 2018	2,441	
Quarter ending September 2018	2,512	↑
Quarter ending December 2018	2,557	→
Quarter ending March 2019	2,512	↓
Quarter ending June 2019	2,438	↓
Variance since June 2018	(0.1%)	→



ACTIVITY



Month	Adjusted Scheduled Activity (UDA)	
	2019	2020
April	0	0
May	809	925
June	1,421	1,627
July	1,917	
August	2,396	
September	3,020	
October	3,476	
November	3,968	
December	4,505	
January	4,761	
February	5,227	
March	5,320	
April	5,468	
May	5,496	
June	5,496	

QUALITY

	Quantity	Base Number	Contract	AT	Region	England
% of FP17s for the same patient ID Re-attending within 3 months - Children	28	300	9.3%	10.6%	10.6%	11.4%
% of FP17s for the same patient ID Re-attending within 3 months - Adults	50	697	7.2%	16.2%	15.2%	15.4%
% of FP17s for the same patient ID Re-attending between 3 & 9 months - Children	187	300	62.3%	56.9%	62.3%	59.8%
% of FP17s for the same patient ID Re-attending between 3 & 9 months - Adults	303	697	43.5%	50.1%	53.3%	52.1%
% of FP17s for Band 1 Urgent Courses	70	920	7.6%	10.0%	9.7%	9.2%
% of FP17s Relating to Free Repair or Replacements	3	920	0.3%	0.5%	0.6%	0.7%
% of FP17s Relating to Continuations	3	920	0.3%	0.7%	0.8%	0.8%
% of Patients satisfied with the dentistry they have received	8	8	N/A	92.0%	93.4%	93.4%
% of Patients satisfied with the time they had to wait for an appointment	6	8	N/A	85.6%	86.8%	87.6%

* This is based on patients treated on this contract for their most recent course of treatment.

Figures in italics indicate the base number of FP17s or Patient Questionnaire responses are less than 100. N/A is shown where the base number of responses is less than 10 during the period. % is calculated as Quantity/Base number*100

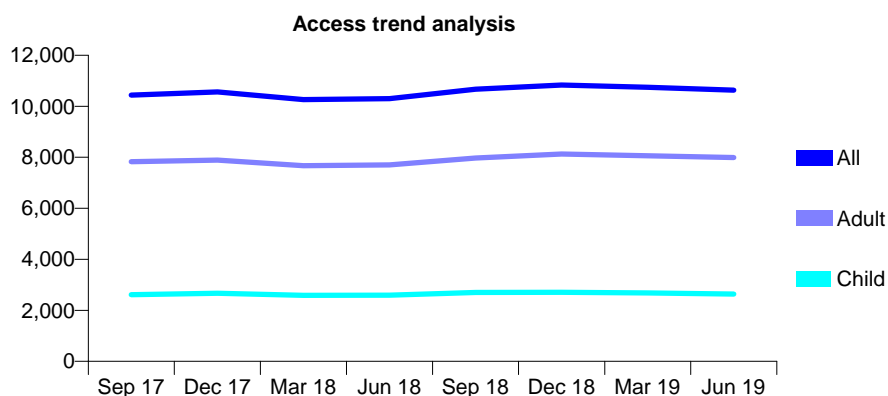
Q67 - Vital Signs At a Glance Contract Report for 921351/0003 - June 2019

Name or company name	MR PK CHOPRA
Contract type name	GDS Contract
Purpose of contract	General
Contract start date	01/04/2006
Contract end date	

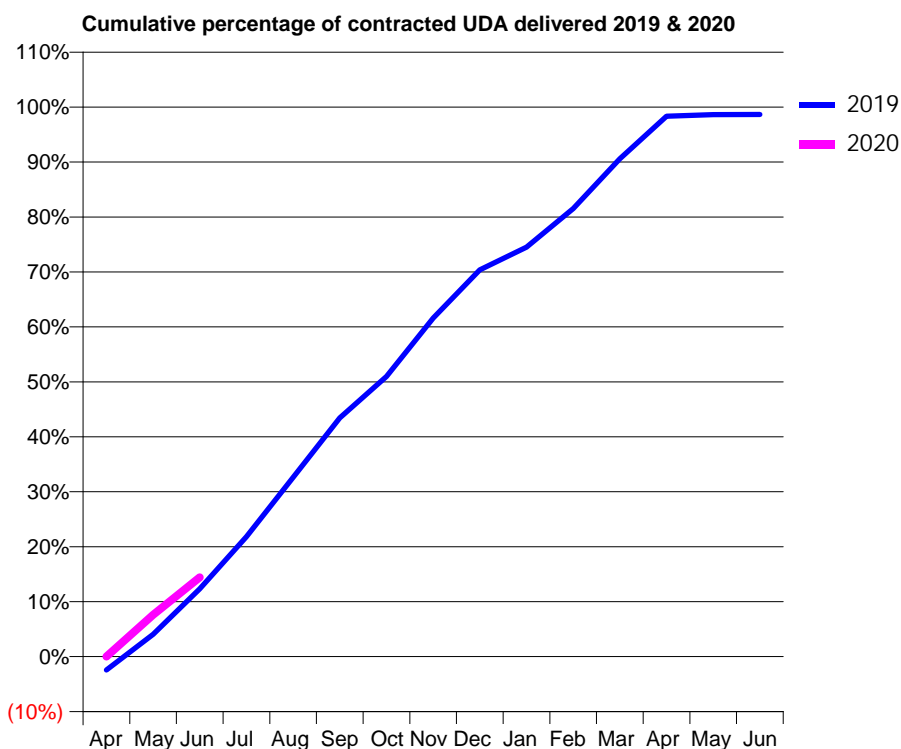
19/20 Contracted general activity (UDA)	25,324
Carry forward general activity (UDA)	0
19/20 Contracted orthodontic activity (UOA)	0
Carry forward orthodontic activity (UOA)	0
Baseline contract value	£715,050.70

ACCESS*

Patients seen in 24 months	Total	Change since previous quarter
Quarter ending June 2018	10,300	
Quarter ending September 2018	10,671	↑
Quarter ending December 2018	10,833	→
Quarter ending March 2019	10,742	→
Quarter ending June 2019	10,632	↓
Variance since June 2018	3.2%	↑



ACTIVITY



Month	Adjusted Scheduled Activity (UDA)	
	2019	2020
April	-626	0
May	1,027	1,928
June	3,125	3,651
July	5,525	
August	8,264	
September	10,999	
October	12,907	
November	15,599	
December	17,823	
January	18,869	
February	20,644	
March	22,935	
April	24,906	
May	24,971	
June	24,986	

QUALITY

	Quantity	Base Number	Contract	AT	Region	England
% of FP17s for the same patient ID Re-attending within 3 months - Children	48	923	5.2%	10.6%	10.6%	11.4%
% of FP17s for the same patient ID Re-attending within 3 months - Adults	284	2,673	10.6%	16.2%	15.2%	15.4%
% of FP17s for the same patient ID Re-attending between 3 & 9 months - Children	512	923	55.5%	56.9%	62.3%	59.8%
% of FP17s for the same patient ID Re-attending between 3 & 9 months - Adults	1,534	2,673	57.4%	50.1%	53.3%	52.1%
% of FP17s for Band 1 Urgent Courses	174	2,047	8.5%	10.0%	9.7%	9.2%
% of FP17s Relating to Free Repair or Replacements	8	2,047	0.4%	0.5%	0.6%	0.7%
% of FP17s Relating to Continuations	5	2,047	0.2%	0.7%	0.8%	0.8%
% of Patients satisfied with the dentistry they have received	2	2	N/A	92.0%	93.4%	93.4%
% of Patients satisfied with the time they had to wait for an appointment	2	2	N/A	85.6%	86.8%	87.6%

* This is based on patients treated on this contract for their most recent course of treatment. Figures in italics indicate the base number of FP17s or Patient Questionnaire responses are less than 100. N/A is shown where the base number of responses is less than 10 during the period. % is calculated as Quantity/Base number*100

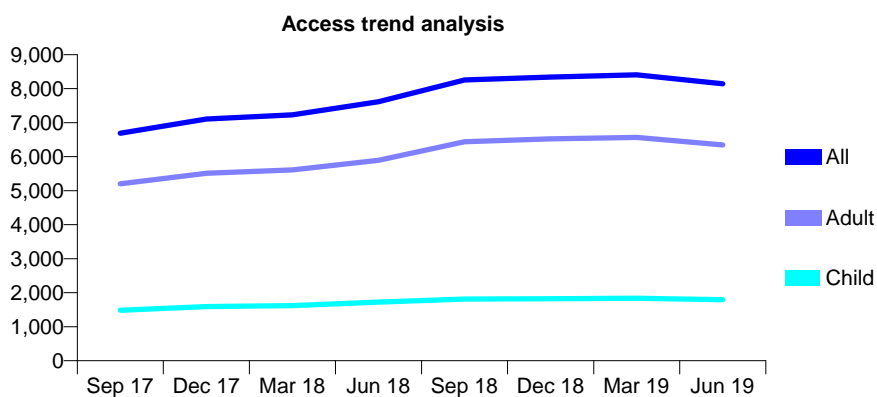
Q67 - Vital Signs At a Glance Contract Report for 921351/0013 - June 2019

Name or company name	MR PK CHOPRA
Contract type name	GDS Contract
Purpose of contract	General
Contract start date	01/04/2009
Contract end date	

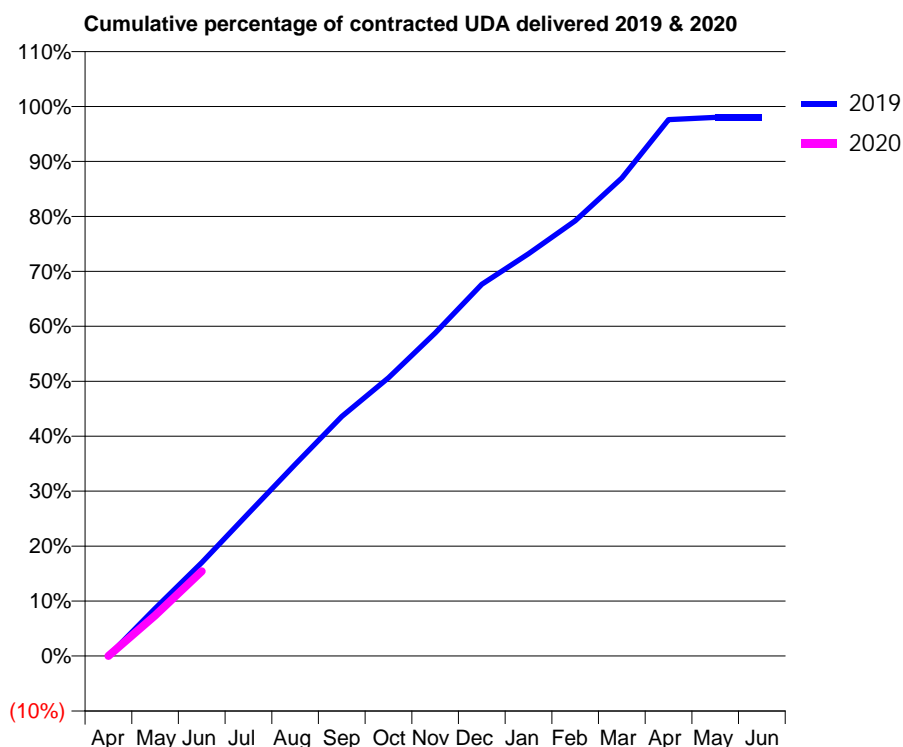
19/20 Contracted general activity (UDA)	18,000
Carry forward general activity (UDA)	0
19/20 Contracted orthodontic activity (UOA)	0
Carry forward orthodontic activity (UOA)	0
Baseline contract value	£358,187.99

ACCESS*

Patients seen in 24 months	Total	Change since previous quarter
Quarter ending June 2018	7,618	
Quarter ending September 2018	8,256	↑
Quarter ending December 2018	8,345	→
Quarter ending March 2019	8,405	→
Quarter ending June 2019	8,145	↓
Variance since June 2018	6.9%	↑



ACTIVITY



Month	Adjusted Scheduled Activity (UDA)	
	2019	2020
April	0	0
May	2,083	1,332
June	4,081	2,777
July	6,230	
August	8,374	
September	10,458	
October	12,152	
November	14,108	
December	16,237	
January	17,566	
February	19,005	
March	20,869	
April	23,426	
May	23,521	
June	23,522	

QUALITY

	Quantity	Base Number	Contract	AT	Region	England
% of FP17s for the same patient ID Re-attending within 3 months - Children	38	526	7.2%	10.6%	10.6%	11.4%
% of FP17s for the same patient ID Re-attending within 3 months - Adults	244	1,833	13.3%	16.2%	15.2%	15.4%
% of FP17s for the same patient ID Re-attending between 3 & 9 months - Children	208	526	39.5%	56.9%	62.3%	59.8%
% of FP17s for the same patient ID Re-attending between 3 & 9 months - Adults	744	1,833	40.6%	50.1%	53.3%	52.1%
% of FP17s for Band 1 Urgent Courses	233	1,299	17.9%	10.0%	9.7%	9.2%
% of FP17s Relating to Free Repair or Replacements	9	1,299	0.7%	0.5%	0.6%	0.7%
% of FP17s Relating to Continuations	2	1,299	0.2%	0.7%	0.8%	0.8%
% of Patients satisfied with the dentistry they have received	2	2	N/A	92.0%	93.4%	93.4%
% of Patients satisfied with the time they had to wait for an appointment	2	2	N/A	85.6%	86.8%	87.6%

* This is based on patients treated on this contract for their most recent course of treatment. Figures in italics indicate the base number of FP17s or Patient Questionnaire responses are less than 100. N/A is shown where the base number of responses is less than 10 during the period. % is calculated as Quantity/Base number*100

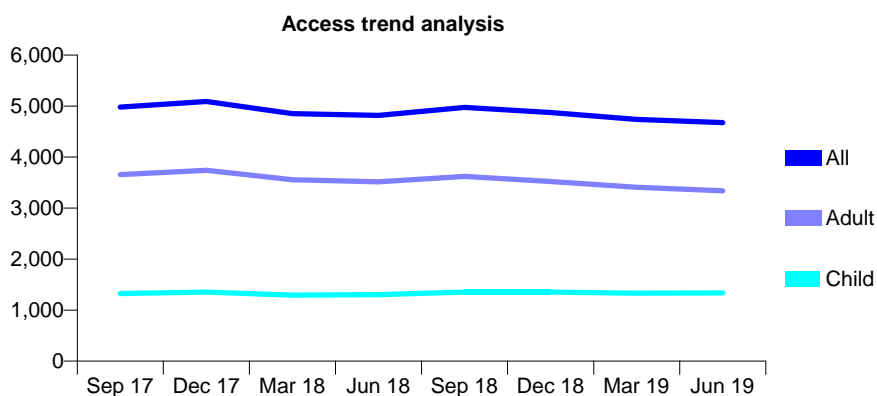
Q67 - Vital Signs At a Glance Contract Report for 921351/0014 - June 2019

Name or company name	MR PK CHOPRA
Contract type name	GDS Contract
Purpose of contract	General
Contract start date	01/04/2009
Contract end date	

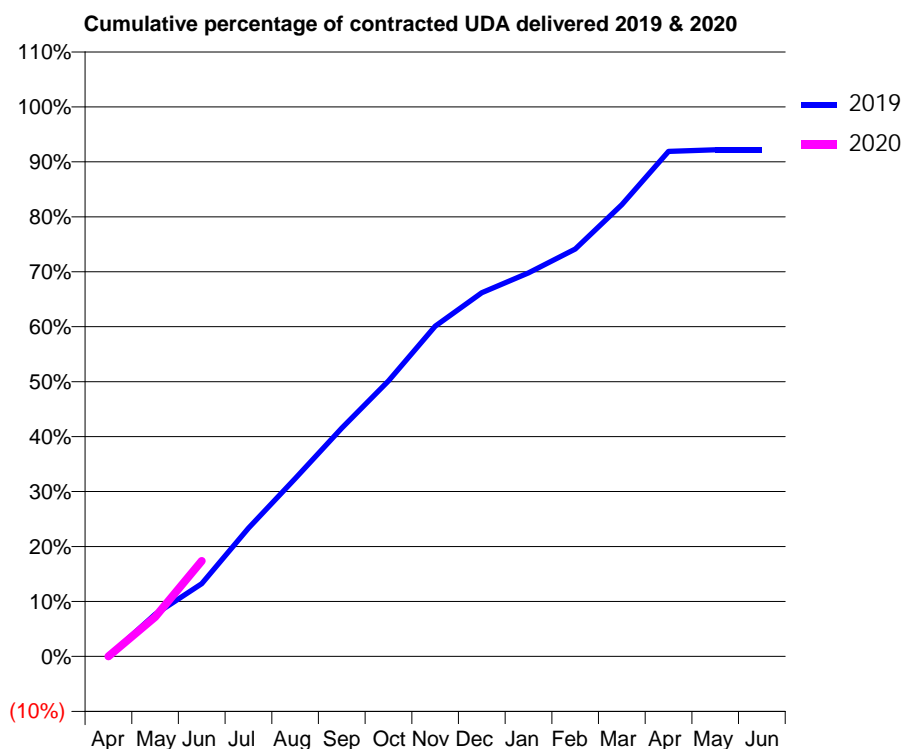
19/20 Contracted general activity (UDA)	12,500
Carry forward general activity (UDA)	0
19/20 Contracted orthodontic activity (UOA)	0
Carry forward orthodontic activity (UOA)	0
Baseline contract value	£249,097.64

ACCESS*

Patients seen in 24 months	Total	Change since previous quarter
Quarter ending June 2018	4,818	
Quarter ending September 2018	4,974	↑
Quarter ending December 2018	4,874	↓
Quarter ending March 2019	4,739	↓
Quarter ending June 2019	4,676	↓
Variance since June 2018	(2.9%)	↓



ACTIVITY



Month	Adjusted Scheduled Activity (UDA)	
	2019	2020
April	0	0
May	961	899
June	1,655	2,172
July	2,920	
August	4,045	
September	5,193	
October	6,269	
November	7,511	
December	8,273	
January	8,726	
February	9,265	
March	10,277	
April	11,487	
May	11,523	
June	11,523	

QUALITY

	Quantity	Base Number	Contract	AT	Region	England
% of FP17s for the same patient ID Re-attending within 3 months - Children	14	409	3.4%	10.6%	10.6%	11.4%
% of FP17s for the same patient ID Re-attending within 3 months - Adults	92	1,146	8.0%	16.2%	15.2%	15.4%
% of FP17s for the same patient ID Re-attending between 3 & 9 months - Children	165	409	40.3%	56.9%	62.3%	59.8%
% of FP17s for the same patient ID Re-attending between 3 & 9 months - Adults	461	1,146	40.2%	50.1%	53.3%	52.1%
% of FP17s for Band 1 Urgent Courses	159	989	16.1%	10.0%	9.7%	9.2%
% of FP17s Relating to Free Repair or Replacements	4	989	0.4%	0.5%	0.6%	0.7%
% of FP17s Relating to Continuations	1	989	0.1%	0.7%	0.8%	0.8%
% of Patients satisfied with the dentistry they have received	4	4	N/A	92.0%	93.4%	93.4%
% of Patients satisfied with the time they had to wait for an appointment	4	4	N/A	85.6%	86.8%	87.6%

* This is based on patients treated on this contract for their most recent course of treatment. Figures in italics indicate the base number of FP17s or Patient Questionnaire responses are less than 100. N/A is shown where the base number of responses is less than 10 during the period. % is calculated as Quantity/Base number*100

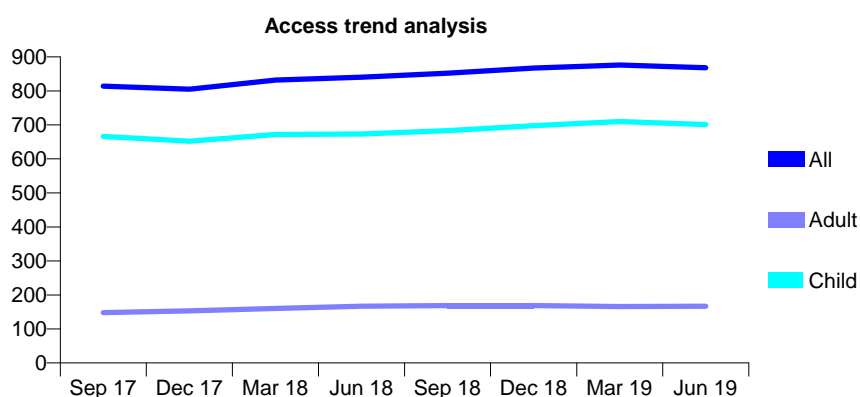
Q67 - Vital Signs At a Glance Contract Report for 921882/0001 - June 2019

Name or company name	MR PM NEWMAN
Contract type name	GDS Contract
Purpose of contract	General
Contract start date	01/04/2006
Contract end date	

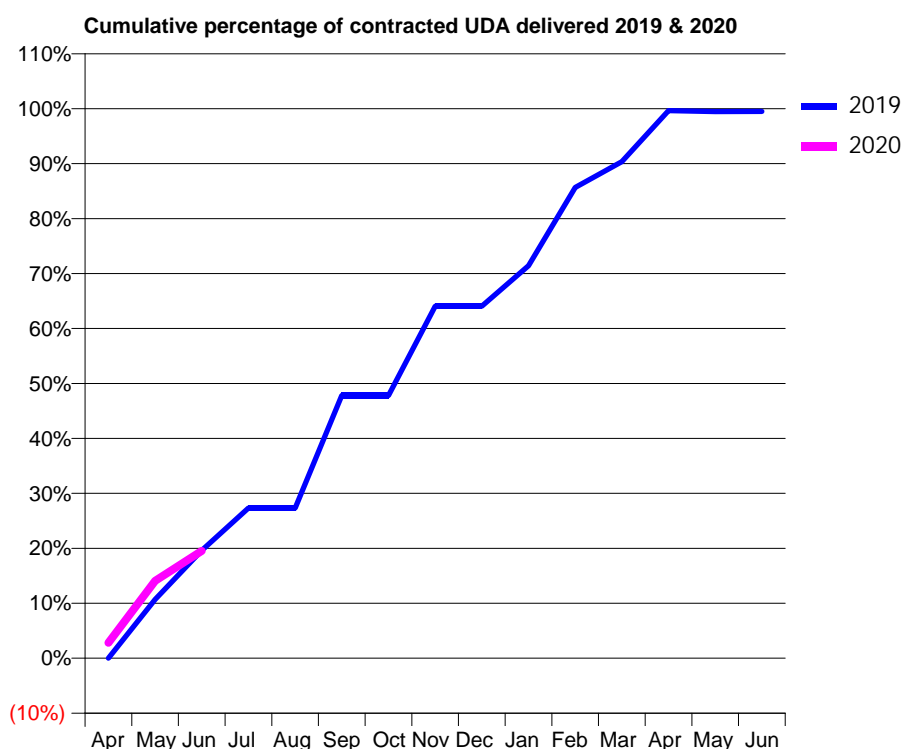
19/20 Contracted general activity (UDA)	1,786
Carry forward general activity (UDA)	0
19/20 Contracted orthodontic activity (UOA)	0
Carry forward orthodontic activity (UOA)	0
Baseline contract value	£45,200.12

ACCESS*

Patients seen in 24 months	Total	Change since previous quarter
Quarter ending June 2018	840	
Quarter ending September 2018	852	→
Quarter ending December 2018	867	→
Quarter ending March 2019	876	→
Quarter ending June 2019	868	→
Variance since June 2018	3.3%	↑



ACTIVITY



Month	2019	2020
April	0	50
May	191	252
June	351	349
July	488	
August	488	
September	854	
October	854	
November	1,144	
December	1,144	
January	1,276	
February	1,530	
March	1,614	
April	1,779	
May	1,776	
June	1,777	

QUALITY

	Quantity	Base Number	Contract	AT	Region	England
% of FP17s for the same patient ID Re-attending within 3 months - Children	28	364	7.7%	10.6%	10.6%	11.4%
% of FP17s for the same patient ID Re-attending within 3 months - Adults	0	21	0.0%	16.2%	15.2%	15.4%
% of FP17s for the same patient ID Re-attending between 3 & 9 months - Children	284	364	78.0%	56.9%	62.3%	59.8%
% of FP17s for the same patient ID Re-attending between 3 & 9 months - Adults	14	21	66.7%	50.1%	53.3%	52.1%
% of FP17s for Band 1 Urgent Courses	4	264	1.5%	10.0%	9.7%	9.2%
% of FP17s Relating to Free Repair or Replacements	0	264	0.0%	0.5%	0.6%	0.7%
% of FP17s Relating to Continuations	0	264	0.0%	0.7%	0.8%	0.8%
% of Patients satisfied with the dentistry they have received	2	2	N/A	92.0%	93.4%	93.4%
% of Patients satisfied with the time they had to wait for an appointment	2	2	N/A	85.6%	86.8%	87.6%

* This is based on patients treated on this contract for their most recent course of treatment.

Figures in italics indicate the base number of FP17s or Patient Questionnaire responses are less than 100. N/A is shown where the base number of responses is less than 10 during the period. % is calculated as Quantity/Base number*100

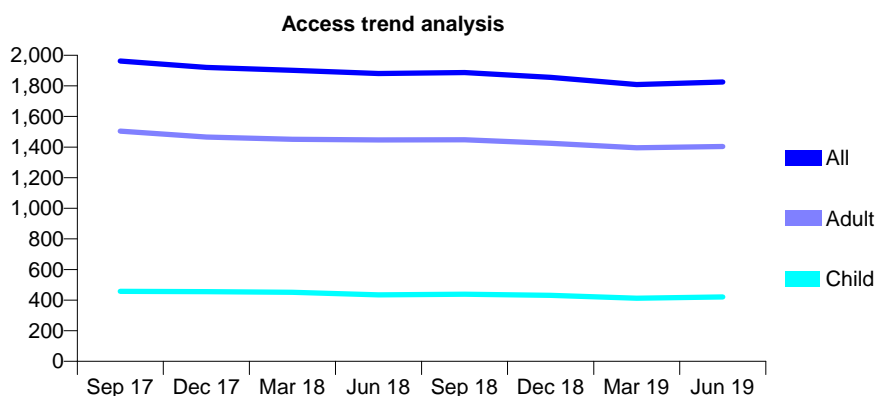
Q67 - Vital Signs At a Glance Contract Report for 923109/0001 - June 2019

Name or company name	MR MS TAWANA
Contract type name	GDS Contract
Purpose of contract	General
Contract start date	01/04/2006
Contract end date	

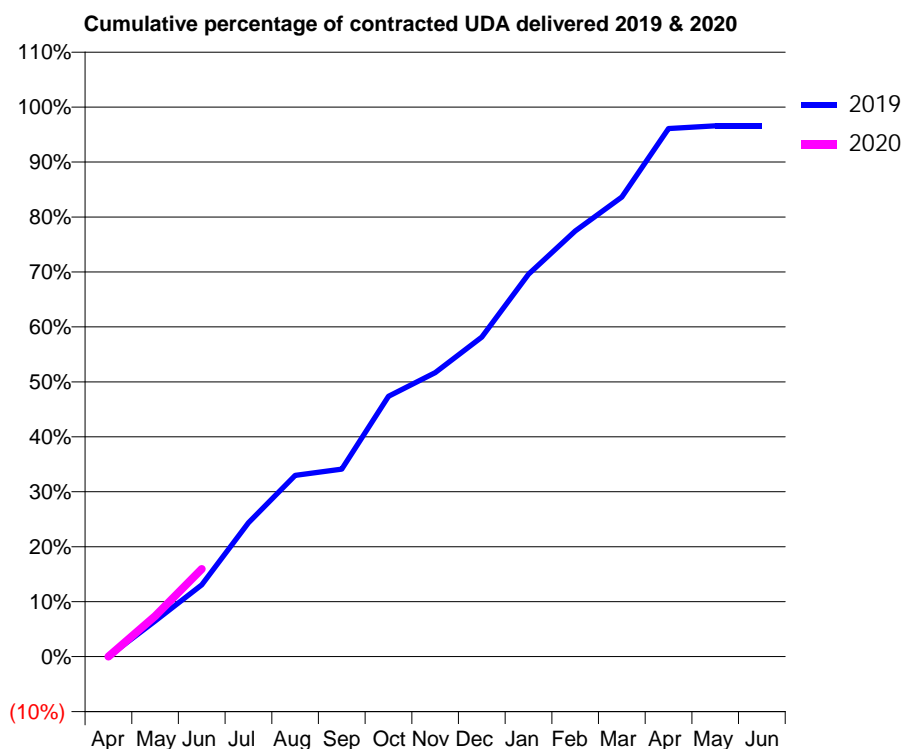
19/20 Contracted general activity (UDA)	5,900
Carry forward general activity (UDA)	0
19/20 Contracted orthodontic activity (UOA)	0
Carry forward orthodontic activity (UOA)	0
Baseline contract value	£159,755.95

ACCESS*

Patients seen in 24 months	Total	Change since previous quarter
Quarter ending June 2018	1,881	
Quarter ending September 2018	1,887	→
Quarter ending December 2018	1,856	↓
Quarter ending March 2019	1,809	↓
Quarter ending June 2019	1,825	→
Variance since June 2018	(3.0%)	↓



ACTIVITY



Month	Adjusted Scheduled Activity (UDA)	
	2019	2020
April	0	0
May	383	435
June	771	941
July	1,438	
August	1,947	
September	2,014	
October	2,796	
November	3,049	
December	3,430	
January	4,106	
February	4,569	
March	4,934	
April	5,669	
May	5,699	
June	5,699	

QUALITY

	Quantity	Base Number	Contract	AT	Region	England
% of FP17s for the same patient ID Re-attending within 3 months - Children	9	162	5.6%	10.6%	10.6%	11.4%
% of FP17s for the same patient ID Re-attending within 3 months - Adults	53	458	11.6%	16.2%	15.2%	15.4%
% of FP17s for the same patient ID Re-attending between 3 & 9 months - Children	52	162	32.1%	56.9%	62.3%	59.8%
% of FP17s for the same patient ID Re-attending between 3 & 9 months - Adults	167	458	36.5%	50.1%	53.3%	52.1%
% of FP17s for Band 1 Urgent Courses	50	387	12.9%	10.0%	9.7%	9.2%
% of FP17s Relating to Free Repair or Replacements	0	387	0.0%	0.5%	0.6%	0.7%
% of FP17s Relating to Continuations	1	387	0.3%	0.7%	0.8%	0.8%
% of Patients satisfied with the dentistry they have received	5	5	N/A	92.0%	93.4%	93.4%
% of Patients satisfied with the time they had to wait for an appointment	5	5	N/A	85.6%	86.8%	87.6%

* This is based on patients treated on this contract for their most recent course of treatment. Figures in italics indicate the base number of FP17s or Patient Questionnaire responses are less than 100. N/A is shown where the base number of responses is less than 10 during the period. % is calculated as Quantity/Base number*100

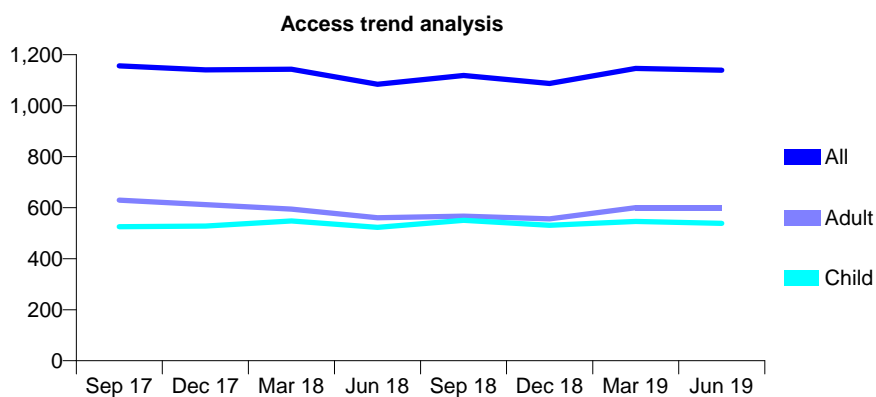
Q67 - Vital Signs At a Glance Contract Report for 933961/0001 - June 2019

Name or company name	MRS M CHADHA
Contract type name	GDS Contract
Purpose of contract	General
Contract start date	01/04/2006
Contract end date	

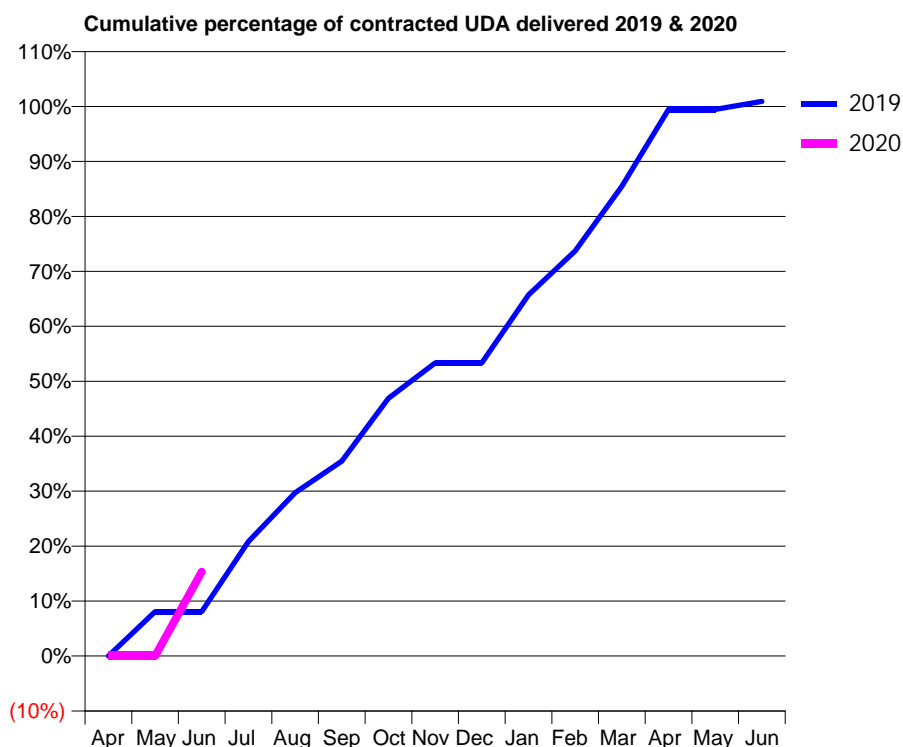
19/20 Contracted general activity (UDA)	4,072
Carry forward general activity (UDA)	0
19/20 Contracted orthodontic activity (UOA)	0
Carry forward orthodontic activity (UOA)	0
Baseline contract value	£107,165.98

ACCESS*

Patients seen in 24 months	Total	Change since previous quarter
Quarter ending June 2018	1,084	
Quarter ending September 2018	1,118	↑
Quarter ending December 2018	1,087	↓
Quarter ending March 2019	1,146	↑
Quarter ending June 2019	1,139	→
Variance since June 2018	5.1%	↑



ACTIVITY



Month	Adjusted Scheduled Activity (UDA)	
	2019	2020
April	0	0
May	329	0
June	329	624
July	849	
August	1,210	
September	1,444	
October	1,910	
November	2,172	
December	2,172	
January	2,676	
February	3,002	
March	3,480	
April	4,050	
May	4,050	
June	4,109	

QUALITY

	Quantity	Base Number	Contract	AT	Region	England
% of FP17s for the same patient ID Re-attending within 3 months - Children	22	248	8.9%	10.6%	10.6%	11.4%
% of FP17s for the same patient ID Re-attending within 3 months - Adults	41	280	14.6%	16.2%	15.2%	15.4%
% of FP17s for the same patient ID Re-attending between 3 & 9 months - Children	157	248	63.3%	56.9%	62.3%	59.8%
% of FP17s for the same patient ID Re-attending between 3 & 9 months - Adults	173	280	61.8%	50.1%	53.3%	52.1%
% of FP17s for Band 1 Urgent Courses	15	279	5.4%	10.0%	9.7%	9.2%
% of FP17s Relating to Free Repair or Replacements	0	279	0.0%	0.5%	0.6%	0.7%
% of FP17s Relating to Continuations	1	279	0.4%	0.7%	0.8%	0.8%
% of Patients satisfied with the dentistry they have received	0	0	N/A	92.0%	93.4%	93.4%
% of Patients satisfied with the time they had to wait for an appointment	0	0	N/A	85.6%	86.8%	87.6%

* This is based on patients treated on this contract for their most recent course of treatment. Figures in italics indicate the base number of FP17s or Patient Questionnaire responses are less than 100. N/A is shown where the base number of responses is less than 10 during the period. % is calculated as Quantity/Base number*100

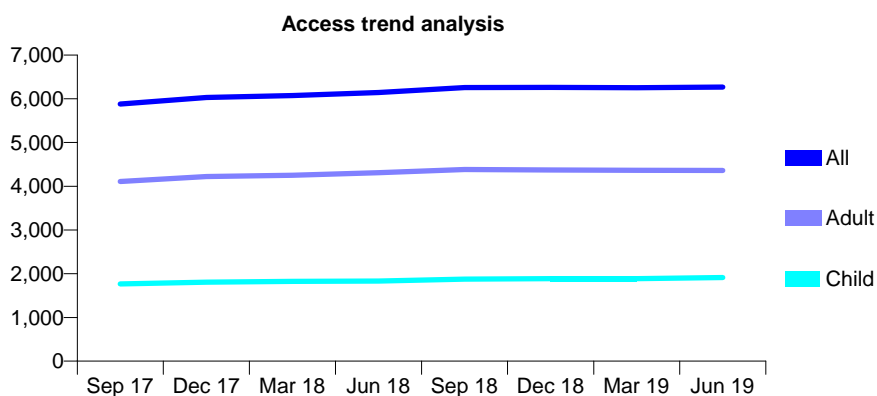
Q67 - Vital Signs At a Glance Contract Report for 934887/0002 - June 2019

Name or company name	MR R NATH
Contract type name	GDS Contract
Purpose of contract	General
Contract start date	01/12/2008
Contract end date	

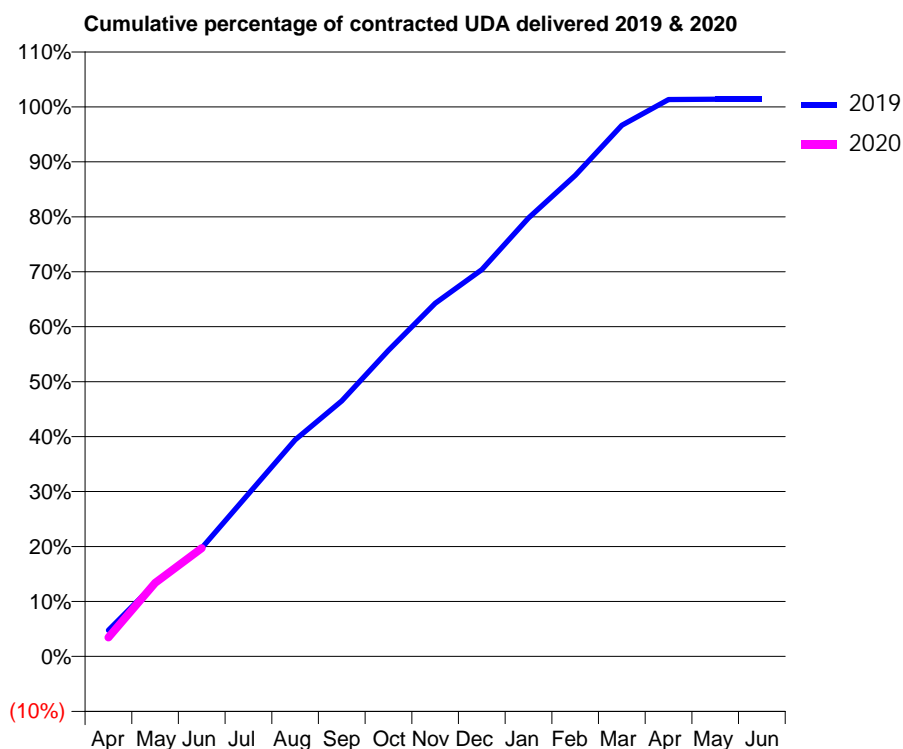
19/20 Contracted general activity (UDA)	15,757
Carry forward general activity (UDA)	0
19/20 Contracted orthodontic activity (UOA)	0
Carry forward orthodontic activity (UOA)	0
Baseline contract value	£517,095.46

ACCESS*

Patients seen in 24 months	Total	Change since previous quarter
Quarter ending June 2018	6,144	
Quarter ending September 2018	6,256	→
Quarter ending December 2018	6,260	→
Quarter ending March 2019	6,254	→
Quarter ending June 2019	6,271	→
Variance since June 2018	2.1%	↑



ACTIVITY



Month	Adjusted Scheduled Activity (UDA)	
	2019	2020
April	752	545
May	2,096	2,109
June	3,110	3,107
July	4,661	
August	6,212	
September	7,325	
October	8,778	
November	10,125	
December	11,091	
January	12,570	
February	13,789	
March	15,227	
April	15,966	
May	15,975	
June	15,975	

QUALITY

	Quantity	Base Number	Contract	AT	Region	England
% of FP17s for the same patient ID Re-attending within 3 months - Children	47	566	8.3%	10.6%	10.6%	11.4%
% of FP17s for the same patient ID Re-attending within 3 months - Adults	201	1,064	18.9%	16.2%	15.2%	15.4%
% of FP17s for the same patient ID Re-attending between 3 & 9 months - Children	217	566	38.3%	56.9%	62.3%	59.8%
% of FP17s for the same patient ID Re-attending between 3 & 9 months - Adults	325	1,064	30.5%	50.1%	53.3%	52.1%
% of FP17s for Band 1 Urgent Courses	190	1,184	16.0%	10.0%	9.7%	9.2%
% of FP17s Relating to Free Repair or Replacements	9	1,184	0.8%	0.5%	0.6%	0.7%
% of FP17s Relating to Continuations	6	1,184	0.5%	0.7%	0.8%	0.8%
% of Patients satisfied with the dentistry they have received	6	6	N/A	92.0%	93.4%	93.4%
% of Patients satisfied with the time they had to wait for an appointment	5	6	N/A	85.6%	86.8%	87.6%

* This is based on patients treated on this contract for their most recent course of treatment. Figures in italics indicate the base number of FP17s or Patient Questionnaire responses are less than 100. N/A is shown where the base number of responses is less than 10 during the period. % is calculated as Quantity/Base number*100

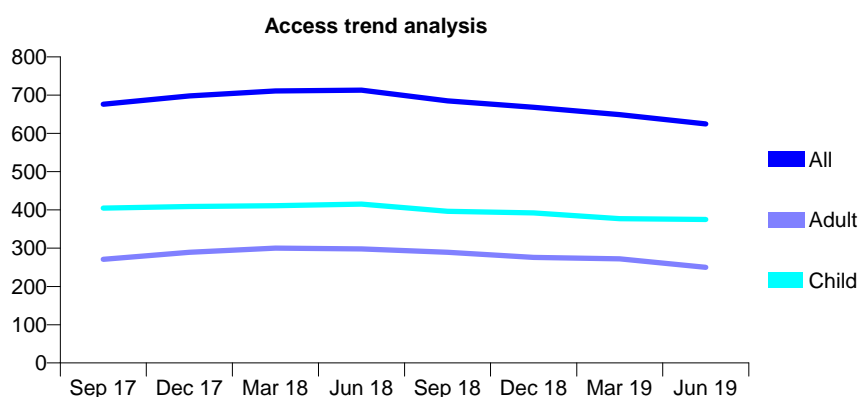
Q67 - Vital Signs At a Glance Contract Report for 937363/0003 - June 2019

Name or company name	Chestfield Dental Practice
Contract type name	GDS Contract
Purpose of contract	General and Orthodontic
Contract start date	01/04/2006
Contract end date	

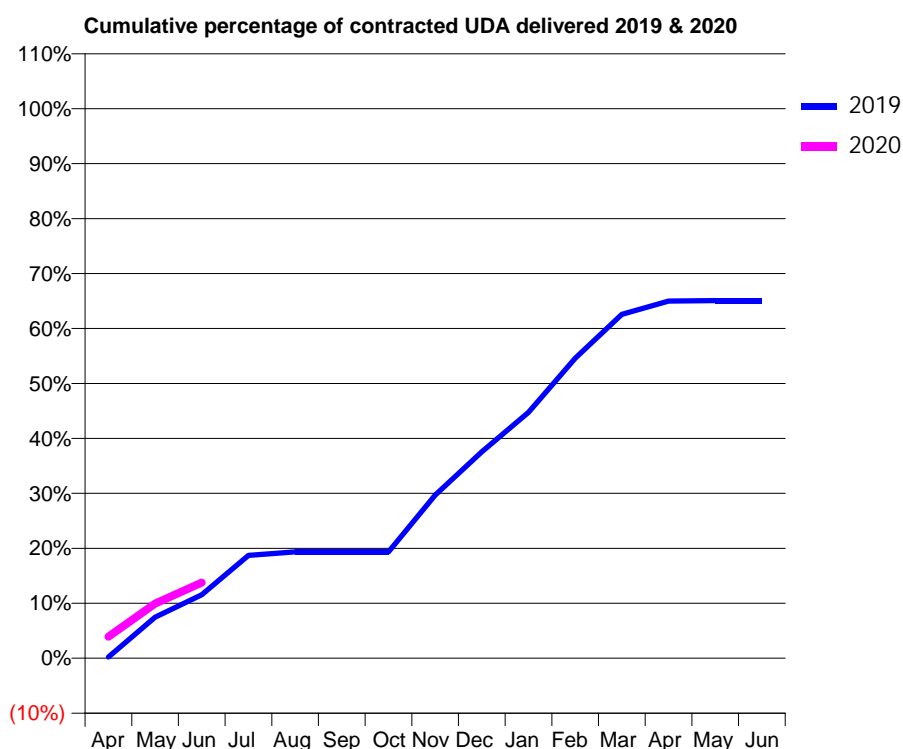
19/20 Contracted general activity (UDA)	2,248
Carry forward general activity (UDA)	0
19/20 Contracted orthodontic activity (UOA)	0
Carry forward orthodontic activity (UOA)	0
Baseline contract value	£52,297.72

ACCESS*

Patients seen in 24 months	Total	Change since previous quarter
Quarter ending June 2018	713	
Quarter ending September 2018	685	↓
Quarter ending December 2018	668	↓
Quarter ending March 2019	649	↓
Quarter ending June 2019	625	↓
Variance since June 2018	(12.3%)	↓



ACTIVITY



Month	2019	2020
April	5	88
May	168	223
June	260	310
July	421	
August	435	
September	435	
October	435	
November	668	
December	844	
January	1,006	
February	1,227	
March	1,406	
April	1,461	
May	1,463	
June	1,463	

QUALITY

	Quantity	Base Number	Contract	AT	Region	England
% of FP17s for the same patient ID Re-attending within 3 months - Children	12	142	8.5%	10.6%	10.6%	11.4%
% of FP17s for the same patient ID Re-attending within 3 months - Adults	16	67	23.9%	16.2%	15.2%	15.4%
% of FP17s for the same patient ID Re-attending between 3 & 9 months - Children	87	142	61.3%	56.9%	62.3%	59.8%
% of FP17s for the same patient ID Re-attending between 3 & 9 months - Adults	30	67	44.8%	50.1%	53.3%	52.1%
% of FP17s for Band 1 Urgent Courses	18	191	9.4%	10.0%	9.7%	9.2%
% of FP17s Relating to Free Repair or Replacements	0	191	0.0%	0.5%	0.6%	0.7%
% of FP17s Relating to Continuations	3	191	1.6%	0.7%	0.8%	0.8%
% of Patients satisfied with the dentistry they have received	0	0	N/A	92.0%	93.4%	93.4%
% of Patients satisfied with the time they had to wait for an appointment	0	0	N/A	85.6%	86.8%	87.6%

* This is based on patients treated on this contract for their most recent course of treatment.

Figures in italics indicate the base number of FP17s or Patient Questionnaire responses are less than 100. N/A is shown where the base number of responses is less than 10 during the period. % is calculated as Quantity/Base number*100

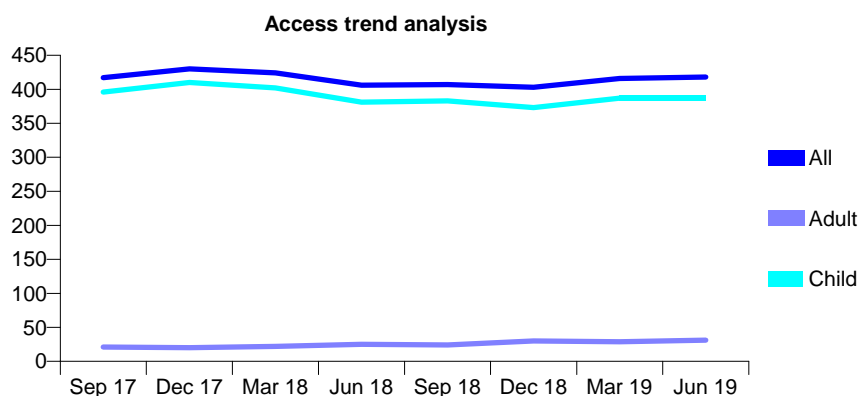
Q67 - Vital Signs At a Glance Contract Report for 946575/0001 - June 2019

Name or company name	MR KO ONANUGA
Contract type name	GDS Contract
Purpose of contract	General
Contract start date	03/12/2007
Contract end date	

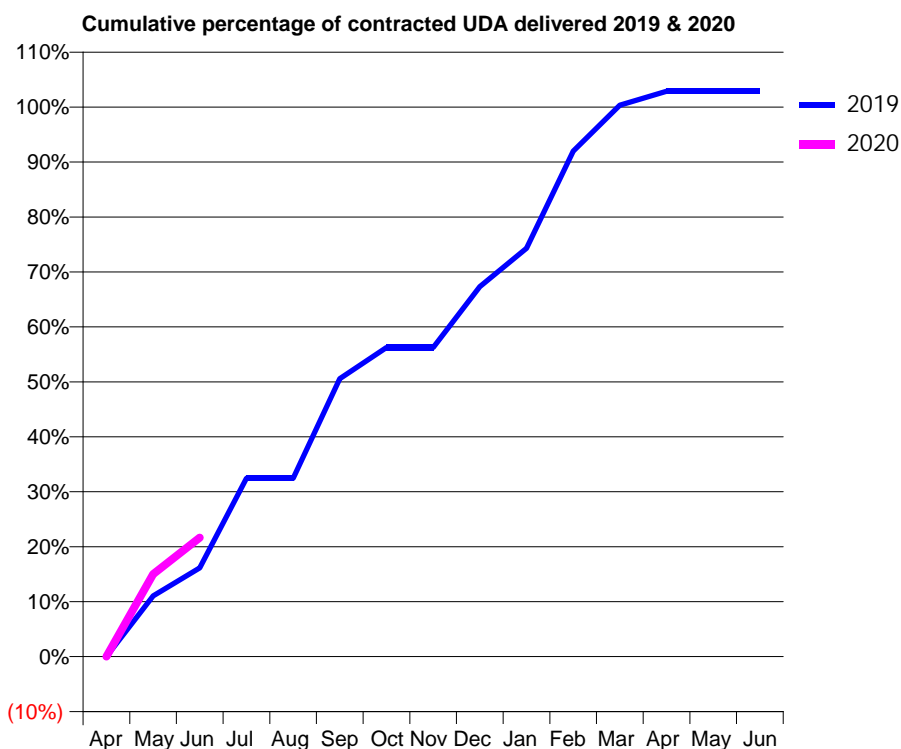
19/20 Contracted general activity (UDA)	707
Carry forward general activity (UDA)	0
19/20 Contracted orthodontic activity (UOA)	0
Carry forward orthodontic activity (UOA)	0
Baseline contract value	£20,700.57

ACCESS*

Patients seen in 24 months	Total	Change since previous quarter
Quarter ending June 2018	406	
Quarter ending September 2018	407	→
Quarter ending December 2018	403	→
Quarter ending March 2019	416	↑
Quarter ending June 2019	418	→
Variance since June 2018	3.0%	↑



ACTIVITY



Month	Adjusted Scheduled Activity (UDA)	
	2019	2020
April	0	0
May	78	106
June	114	153
July	229	
August	229	
September	357	
October	398	
November	398	
December	476	
January	525	
February	650	
March	709	
April	727	
May	727	
June	727	

QUALITY

	Quantity	Base Number	Contract	AT	Region	England
% of FP17s for the same patient ID Re-attending within 3 months - Children	3	119	2.5%	10.6%	10.6%	11.4%
% of FP17s for the same patient ID Re-attending within 3 months - Adults	0	1	0.0%	16.2%	15.2%	15.4%
% of FP17s for the same patient ID Re-attending between 3 & 9 months - Children	64	119	53.8%	56.9%	62.3%	59.8%
% of FP17s for the same patient ID Re-attending between 3 & 9 months - Adults	1	1	100.0%	50.1%	53.3%	52.1%
% of FP17s for Band 1 Urgent Courses	1	112	0.9%	10.0%	9.7%	9.2%
% of FP17s Relating to Free Repair or Replacements	0	112	0.0%	0.5%	0.6%	0.7%
% of FP17s Relating to Continuations	0	112	0.0%	0.7%	0.8%	0.8%
% of Patients satisfied with the dentistry they have received	0	0	N/A	92.0%	93.4%	93.4%
% of Patients satisfied with the time they had to wait for an appointment	0	0	N/A	85.6%	86.8%	87.6%

* This is based on patients treated on this contract for their most recent course of treatment. Figures in italics indicate the base number of FP17s or Patient Questionnaire responses are less than 100. N/A is shown where the base number of responses is less than 10 during the period. % is calculated as Quantity/Base number*100

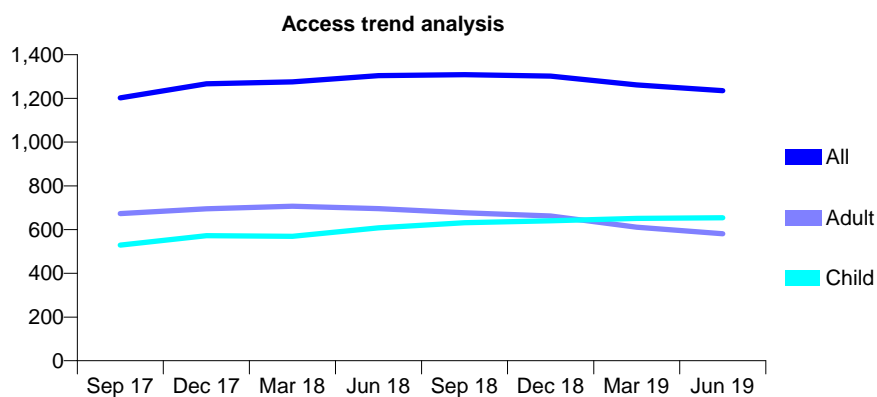
Q67 - Vital Signs At a Glance Contract Report for 952869/0001 - June 2019

Name or company name	Maeve Logue
Contract type name	GDS Contract
Purpose of contract	General
Contract start date	01/04/2006
Contract end date	

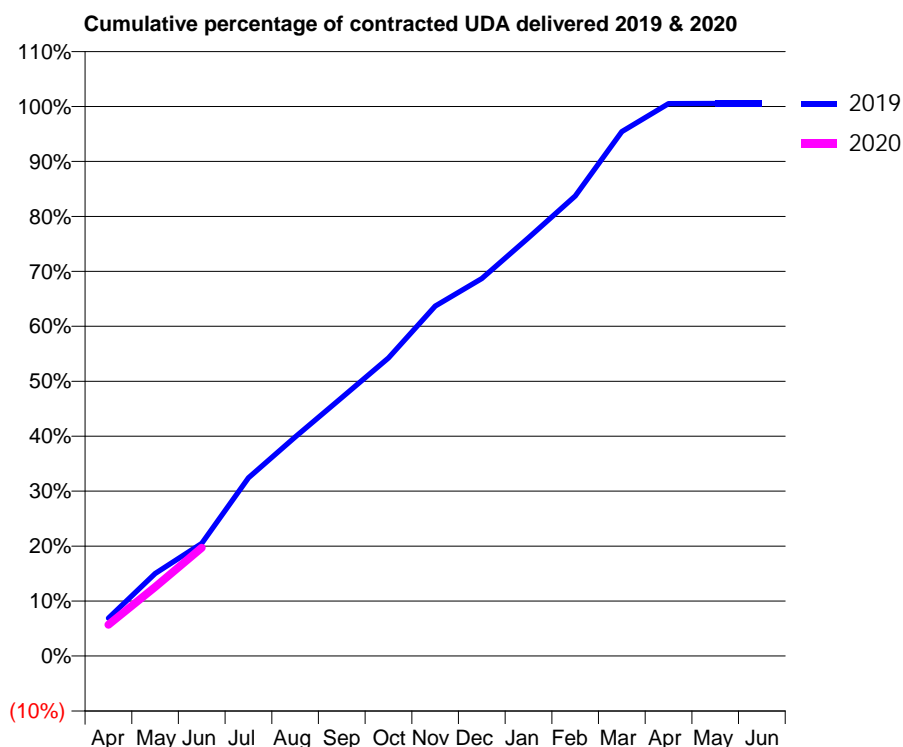
19/20 Contracted general activity (UDA)	3,624
Carry forward general activity (UDA)	0
19/20 Contracted orthodontic activity (UOA)	0
Carry forward orthodontic activity (UOA)	0
Baseline contract value	£91,716.27

ACCESS*

Patients seen in 24 months	Total	Change since previous quarter
Quarter ending June 2018	1,304	
Quarter ending September 2018	1,308	→
Quarter ending December 2018	1,302	→
Quarter ending March 2019	1,262	↓
Quarter ending June 2019	1,235	↓
Variance since June 2018	(5.3%)	↓



ACTIVITY



Month	Adjusted Scheduled Activity (UDA)	
	2019	2020
April	249	207
May	544	456
June	743	714
July	1,175	
August	1,444	
September	1,704	
October	1,966	
November	2,308	
December	2,490	
January	2,759	
February	3,033	
March	3,458	
April	3,643	
May	3,644	
June	3,644	

QUALITY

	Quantity	Base Number	Contract	AT	Region	England
% of FP17s for the same patient ID Re-attending within 3 months - Children	55	280	19.6%	10.6%	10.6%	11.4%
% of FP17s for the same patient ID Re-attending within 3 months - Adults	30	199	15.1%	16.2%	15.2%	15.4%
% of FP17s for the same patient ID Re-attending between 3 & 9 months - Children	149	280	53.2%	56.9%	62.3%	59.8%
% of FP17s for the same patient ID Re-attending between 3 & 9 months - Adults	95	199	47.7%	50.1%	53.3%	52.1%
% of FP17s for Band 1 Urgent Courses	42	410	10.2%	10.0%	9.7%	9.2%
% of FP17s Relating to Free Repair or Replacements	3	410	0.7%	0.5%	0.6%	0.7%
% of FP17s Relating to Continuations	1	410	0.2%	0.7%	0.8%	0.8%
% of Patients satisfied with the dentistry they have received	1	1	N/A	92.0%	93.4%	93.4%
% of Patients satisfied with the time they had to wait for an appointment	1	1	N/A	85.6%	86.8%	87.6%

* This is based on patients treated on this contract for their most recent course of treatment. Figures in italics indicate the base number of FP17s or Patient Questionnaire responses are less than 100. N/A is shown where the base number of responses is less than 10 during the period. % is calculated as Quantity/Base number*100

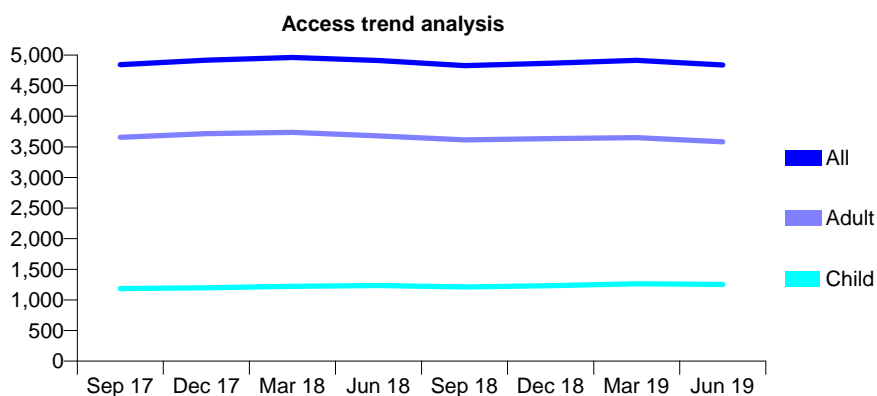
Q67 - Vital Signs At a Glance Contract Report for 953245/0001 - June 2019

Name or company name	MISS SR PHOTAY
Contract type name	GDS Contract
Purpose of contract	General
Contract start date	01/04/2012
Contract end date	

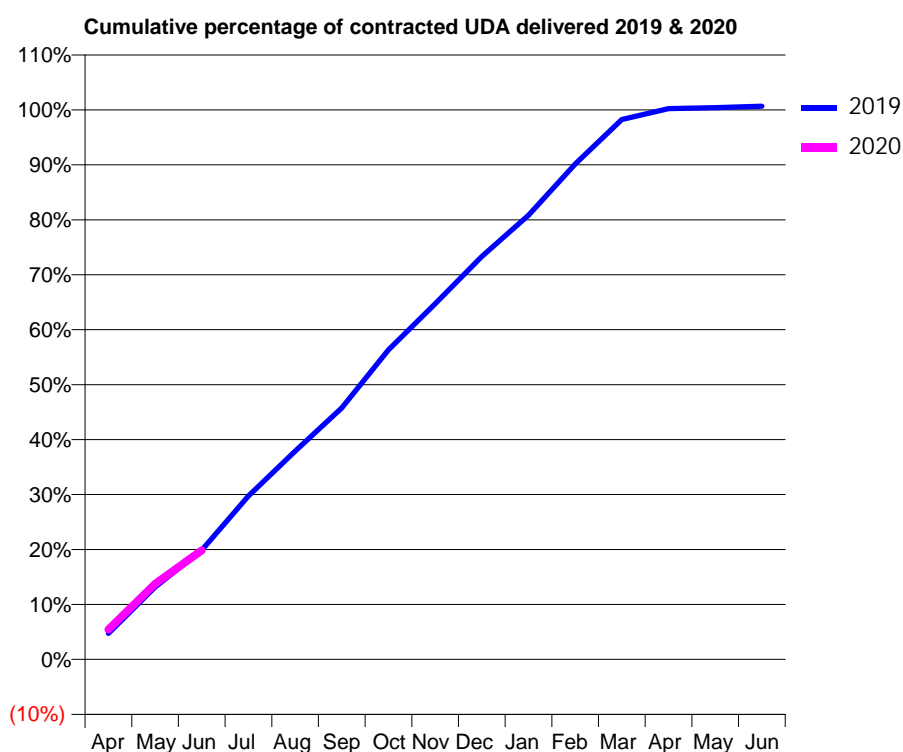
19/20 Contracted general activity (UDA)	11,840
Carry forward general activity (UDA)	0
19/20 Contracted orthodontic activity (UOA)	0
Carry forward orthodontic activity (UOA)	0
Baseline contract value	£386,360.11

ACCESS*

Patients seen in 24 months	Total	Change since previous quarter
Quarter ending June 2018	4,912	
Quarter ending September 2018	4,827	↓
Quarter ending December 2018	4,867	→
Quarter ending March 2019	4,915	→
Quarter ending June 2019	4,837	↓
Variance since June 2018	(1.5%)	↓



ACTIVITY



Month	Adjusted Scheduled Activity (UDA)	
	2019	2020
April	563	641
May	1,563	1,631
June	2,354	2,352
July	3,520	
August	4,489	
September	5,417	
October	6,671	
November	7,666	
December	8,683	
January	9,568	
February	10,672	
March	11,633	
April	11,866	
May	11,889	
June	11,917	

QUALITY

	Quantity	Base Number	Contract	AT	Region	England
% of FP17s for the same patient ID Re-attending within 3 months - Children	39	394	9.9%	10.6%	10.6%	11.4%
% of FP17s for the same patient ID Re-attending within 3 months - Adults	167	1,061	15.7%	16.2%	15.2%	15.4%
% of FP17s for the same patient ID Re-attending between 3 & 9 months - Children	212	394	53.8%	56.9%	62.3%	59.8%
% of FP17s for the same patient ID Re-attending between 3 & 9 months - Adults	518	1,061	48.8%	50.1%	53.3%	52.1%
% of FP17s for Band 1 Urgent Courses	137	1,017	13.5%	10.0%	9.7%	9.2%
% of FP17s Relating to Free Repair or Replacements	0	1,017	0.0%	0.5%	0.6%	0.7%
% of FP17s Relating to Continuations	1	1,017	0.1%	0.7%	0.8%	0.8%
% of Patients satisfied with the dentistry they have received	3	3	N/A	92.0%	93.4%	93.4%
% of Patients satisfied with the time they had to wait for an appointment	3	3	N/A	85.6%	86.8%	87.6%

* This is based on patients treated on this contract for their most recent course of treatment. Figures in italics indicate the base number of FP17s or Patient Questionnaire responses are less than 100. N/A is shown where the base number of responses is less than 10 during the period. % is calculated as Quantity/Base number*100

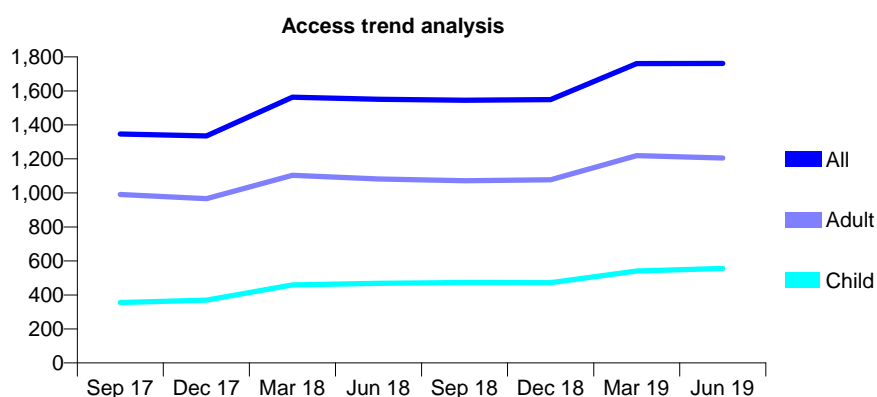
Q67 - Vital Signs At a Glance Contract Report for 961094/0001 - June 2019

Name or company name	MISS M FRAGGEDAKI
Contract type name	GDS Contract
Purpose of contract	General
Contract start date	01/04/2006
Contract end date	

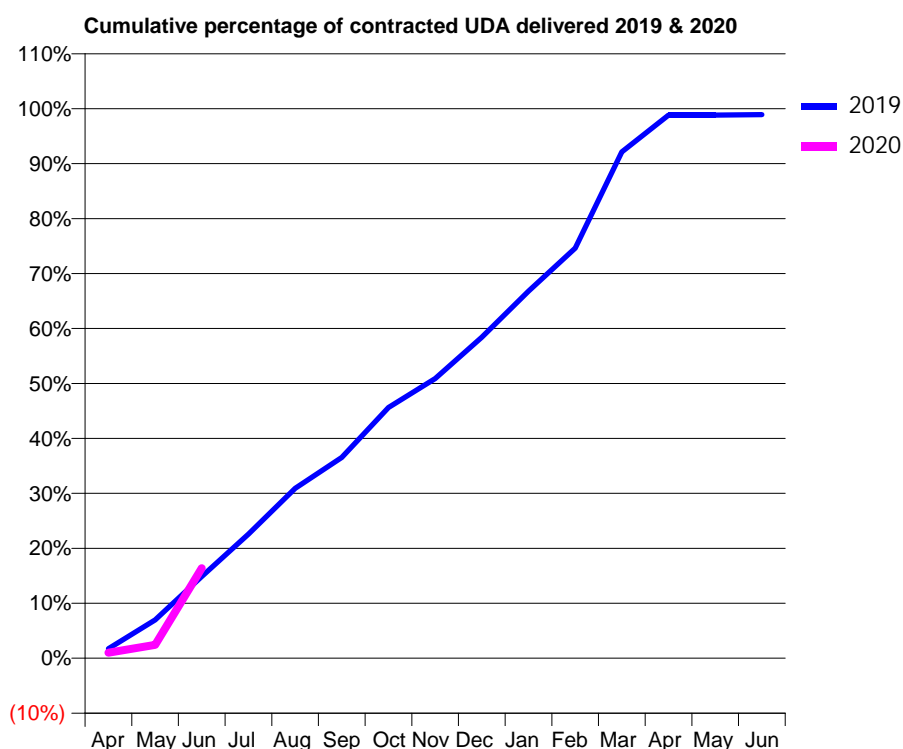
19/20 Contracted general activity (UDA)	4,938
Carry forward general activity (UDA)	0
19/20 Contracted orthodontic activity (UOA)	0
Carry forward orthodontic activity (UOA)	0
Baseline contract value	£124,970.99

ACCESS*

Patients seen in 24 months	Total	Change since previous quarter
Quarter ending June 2018	1,550	
Quarter ending September 2018	1,545	→
Quarter ending December 2018	1,549	→
Quarter ending March 2019	1,760	↑
Quarter ending June 2019	1,761	→
Variance since June 2018	13.6%	↑



ACTIVITY



Month	2019	2020
April	86	49
May	345	121
June	733	809
July	1,116	
August	1,527	
September	1,804	
October	2,252	
November	2,513	
December	2,883	
January	3,298	
February	3,685	
March	4,550	
April	4,880	
May	4,880	
June	4,883	

QUALITY

	Quantity	Base Number	Contract	AT	Region	England
% of FP17s for the same patient ID Re-attending within 3 months - Children	18	192	9.4%	10.6%	10.6%	11.4%
% of FP17s for the same patient ID Re-attending within 3 months - Adults	64	381	16.8%	16.2%	15.2%	15.4%
% of FP17s for the same patient ID Re-attending between 3 & 9 months - Children	106	192	55.2%	56.9%	62.3%	59.8%
% of FP17s for the same patient ID Re-attending between 3 & 9 months - Adults	199	381	52.2%	50.1%	53.3%	52.1%
% of FP17s for Band 1 Urgent Courses	27	478	5.6%	10.0%	9.7%	9.2%
% of FP17s Relating to Free Repair or Replacements	0	478	0.0%	0.5%	0.6%	0.7%
% of FP17s Relating to Continuations	3	478	0.6%	0.7%	0.8%	0.8%
% of Patients satisfied with the dentistry they have received	4	5	N/A	92.0%	93.4%	93.4%
% of Patients satisfied with the time they had to wait for an appointment	5	5	N/A	85.6%	86.8%	87.6%

* This is based on patients treated on this contract for their most recent course of treatment.

Figures in italics indicate the base number of FP17s or Patient Questionnaire responses are less than 100. N/A is shown where the base number of responses is less than 10 during the period. % is calculated as Quantity/Base number*100

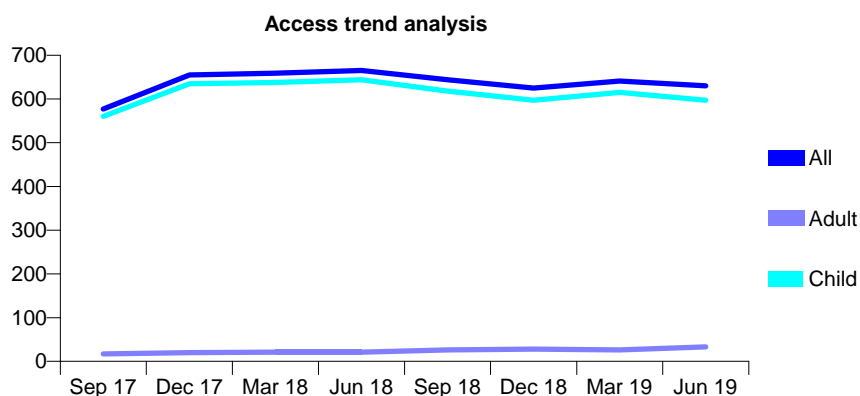
Q67 - Vital Signs At a Glance Contract Report for 961094/0002 - June 2019

Name or company name	Riverhead Dental Practice
Contract type name	GDS Contract
Purpose of contract	General
Contract start date	17/12/2006
Contract end date	

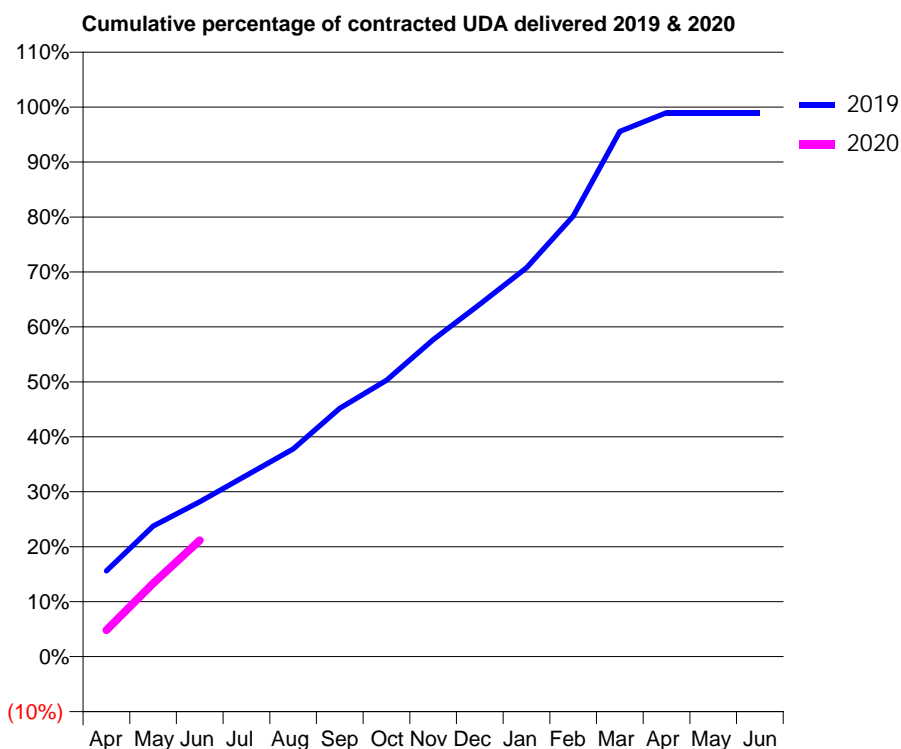
19/20 Contracted general activity (UDA)	770
Carry forward general activity (UDA)	0
19/20 Contracted orthodontic activity (UOA)	0
Carry forward orthodontic activity (UOA)	0
Baseline contract value	£19,487.18

ACCESS*

Patients seen in 24 months	Total	Change since previous quarter
Quarter ending June 2018	665	
Quarter ending September 2018	644	↓
Quarter ending December 2018	625	↓
Quarter ending March 2019	641	↑
Quarter ending June 2019	630	↓
Variance since June 2018	(5.3%)	↓



ACTIVITY



Month	Adjusted Scheduled Activity (UDA)	
	2019	2020
April	120	37
May	183	103
June	217	163
July	254	
August	291	
September	348	
October	387	
November	444	
December	494	
January	545	
February	617	
March	736	
April	762	
May	762	
June	762	

QUALITY

	Quantity	Base Number	Contract	AT	Region	England
% of FP17s for the same patient ID Re-attending within 3 months - Children	5	136	3.7%	10.6%	10.6%	11.4%
% of FP17s for the same patient ID Re-attending within 3 months - Adults	0	0	N/A	16.2%	15.2%	15.4%
% of FP17s for the same patient ID Re-attending between 3 & 9 months - Children	41	136	30.1%	56.9%	62.3%	59.8%
% of FP17s for the same patient ID Re-attending between 3 & 9 months - Adults	0	0	N/A	50.1%	53.3%	52.1%
% of FP17s for Band 1 Urgent Courses	4	116	3.4%	10.0%	9.7%	9.2%
% of FP17s Relating to Free Repair or Replacements	0	116	0.0%	0.5%	0.6%	0.7%
% of FP17s Relating to Continuations	0	116	0.0%	0.7%	0.8%	0.8%
% of Patients satisfied with the dentistry they have received	0	0	N/A	92.0%	93.4%	93.4%
% of Patients satisfied with the time they had to wait for an appointment	0	0	N/A	85.6%	86.8%	87.6%

* This is based on patients treated on this contract for their most recent course of treatment. Figures in italics indicate the base number of FP17s or Patient Questionnaire responses are less than 100. N/A is shown where the base number of responses is less than 10 during the period. % is calculated as Quantity/Base number*100

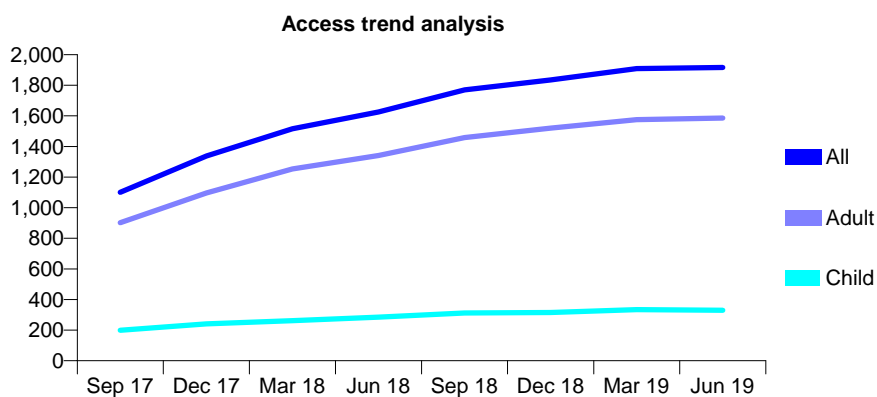
Q67 - Vital Signs At a Glance Contract Report for 963704/0001 - June 2019

Name or company name	MRS MS OPIE
Contract type name	GDS Contract
Purpose of contract	General
Contract start date	01/04/2006
Contract end date	

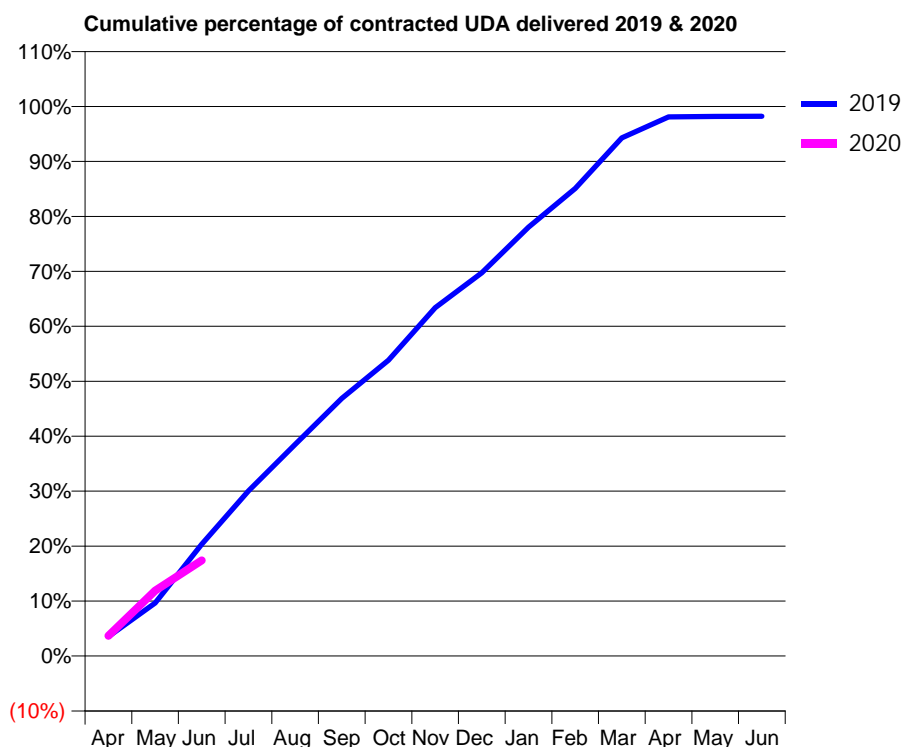
19/20 Contracted general activity (UDA)	6,729
Carry forward general activity (UDA)	0
19/20 Contracted orthodontic activity (UOA)	0
Carry forward orthodontic activity (UOA)	0
Baseline contract value	£154,795.13

ACCESS*

Patients seen in 24 months	Total	Change since previous quarter
Quarter ending June 2018	1,626	
Quarter ending September 2018	1,770	↑
Quarter ending December 2018	1,835	↑
Quarter ending March 2019	1,909	↑
Quarter ending June 2019	1,916	→
Variance since June 2018	17.8%	↑



ACTIVITY



Month	Adjusted Scheduled Activity (UDA)	
	2019	2020
April	238	247
May	649	801
June	1,369	1,172
July	2,021	
August	2,592	
September	3,154	
October	3,623	
November	4,265	
December	4,693	
January	5,251	
February	5,725	
March	6,345	
April	6,601	
May	6,608	
June	6,609	

QUALITY

	Quantity	Base Number	Contract	AT	Region	England
% of FP17s for the same patient ID Re-attending within 3 months - Children	8	116	6.9%	10.6%	10.6%	11.4%
% of FP17s for the same patient ID Re-attending within 3 months - Adults	63	559	11.3%	16.2%	15.2%	15.4%
% of FP17s for the same patient ID Re-attending between 3 & 9 months - Children	75	116	64.7%	56.9%	62.3%	59.8%
% of FP17s for the same patient ID Re-attending between 3 & 9 months - Adults	360	559	64.4%	50.1%	53.3%	52.1%
% of FP17s for Band 1 Urgent Courses	23	561	4.1%	10.0%	9.7%	9.2%
% of FP17s Relating to Free Repair or Replacements	5	561	0.9%	0.5%	0.6%	0.7%
% of FP17s Relating to Continuations	5	561	0.9%	0.7%	0.8%	0.8%
% of Patients satisfied with the dentistry they have received	1	1	N/A	92.0%	93.4%	93.4%
% of Patients satisfied with the time they had to wait for an appointment	1	1	N/A	85.6%	86.8%	87.6%

* This is based on patients treated on this contract for their most recent course of treatment. Figures in italics indicate the base number of FP17s or Patient Questionnaire responses are less than 100. N/A is shown where the base number of responses is less than 10 during the period. % is calculated as Quantity/Base number*100

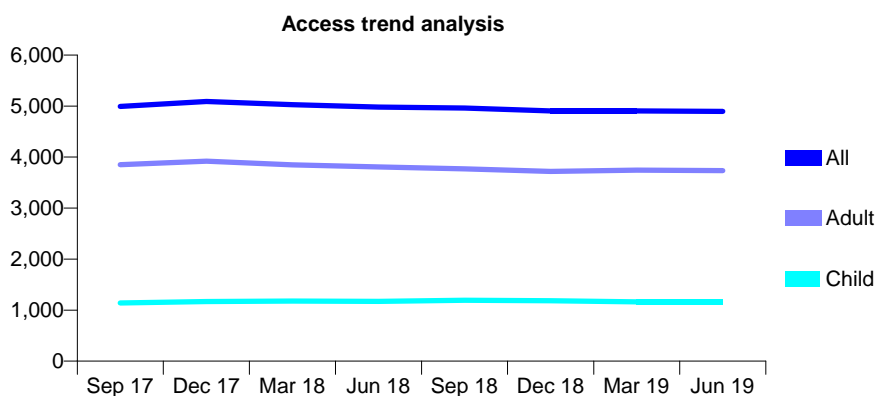
Q67 - Vital Signs At a Glance Contract Report for 963984/0001 - June 2019

Name or company name	MR OB ADESANYA
Contract type name	GDS Contract
Purpose of contract	General
Contract start date	01/01/2007
Contract end date	

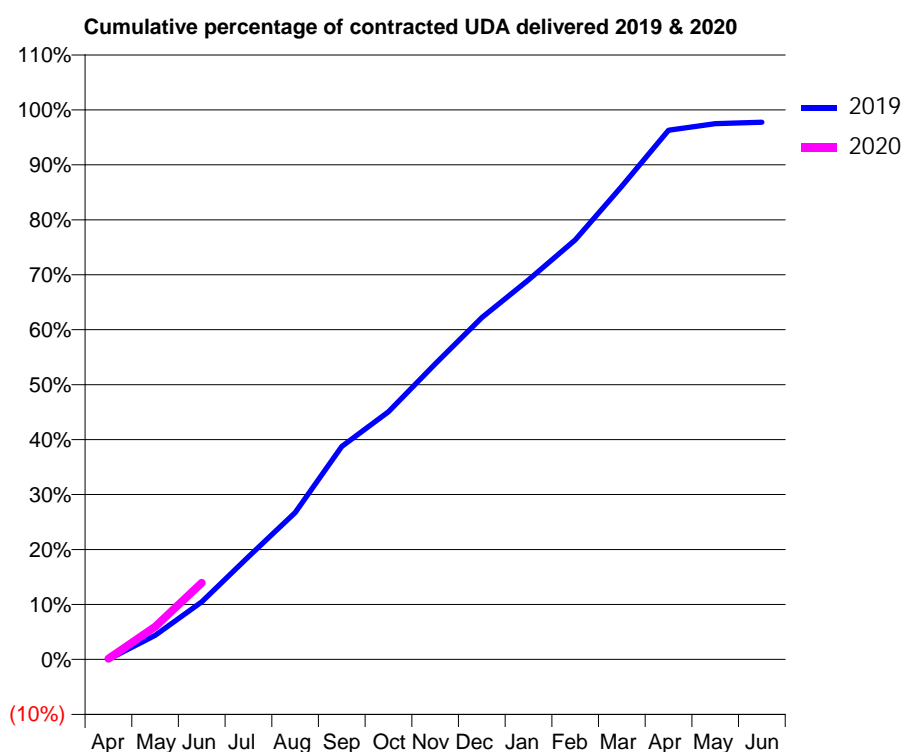
19/20 Contracted general activity (UDA)	11,562
Carry forward general activity (UDA)	0
19/20 Contracted orthodontic activity (UOA)	0
Carry forward orthodontic activity (UOA)	0
Baseline contract value	£384,931.38

ACCESS*

Patients seen in 24 months	Total	Change since previous quarter
Quarter ending June 2018	4,980	
Quarter ending September 2018	4,962	→
Quarter ending December 2018	4,905	↓
Quarter ending March 2019	4,906	→
Quarter ending June 2019	4,896	→
Variance since June 2018	(1.7%)	↓



ACTIVITY



Month	Adjusted Scheduled Activity (UDA)	
	2019	2020
April	1	16
May	505	690
June	1,210	1,612
July	2,161	
August	3,090	
September	4,478	
October	5,212	
November	6,217	
December	7,191	
January	7,983	
February	8,829	
March	9,954	
April	11,131	
May	11,271	
June	11,301	

QUALITY

	Quantity	Base Number	Contract	AT	Region	England
% of FP17s for the same patient ID Re-attending within 3 months - Children	24	367	6.5%	10.6%	10.6%	11.4%
% of FP17s for the same patient ID Re-attending within 3 months - Adults	206	1,163	17.7%	16.2%	15.2%	15.4%
% of FP17s for the same patient ID Re-attending between 3 & 9 months - Children	176	367	48.0%	56.9%	62.3%	59.8%
% of FP17s for the same patient ID Re-attending between 3 & 9 months - Adults	460	1,163	39.6%	50.1%	53.3%	52.1%
% of FP17s for Band 1 Urgent Courses	170	841	20.2%	10.0%	9.7%	9.2%
% of FP17s Relating to Free Repair or Replacements	0	841	0.0%	0.5%	0.6%	0.7%
% of FP17s Relating to Continuations	1	841	0.1%	0.7%	0.8%	0.8%
% of Patients satisfied with the dentistry they have received	3	3	N/A	92.0%	93.4%	93.4%
% of Patients satisfied with the time they had to wait for an appointment	3	3	N/A	85.6%	86.8%	87.6%

* This is based on patients treated on this contract for their most recent course of treatment. Figures in italics indicate the base number of FP17s or Patient Questionnaire responses are less than 100. N/A is shown where the base number of responses is less than 10 during the period. % is calculated as Quantity/Base number*100

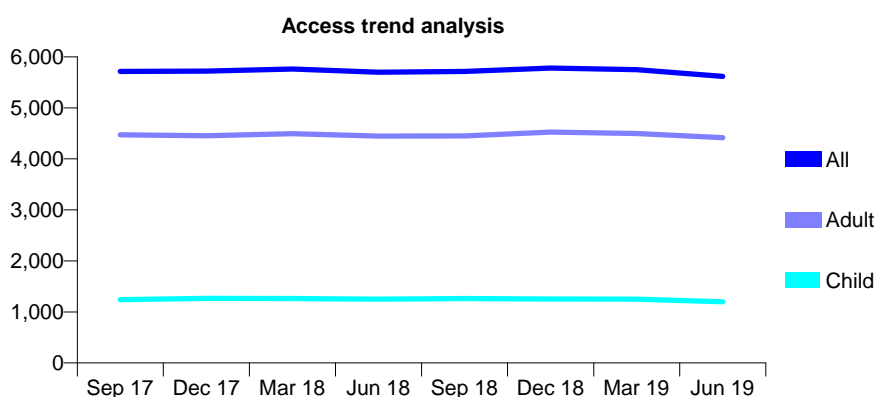
Q67 - Vital Signs At a Glance Contract Report for 966878/0001 - June 2019

Name or company name	MR GS AL-QURAIISHI
Contract type name	GDS Contract
Purpose of contract	General
Contract start date	01/10/2013
Contract end date	

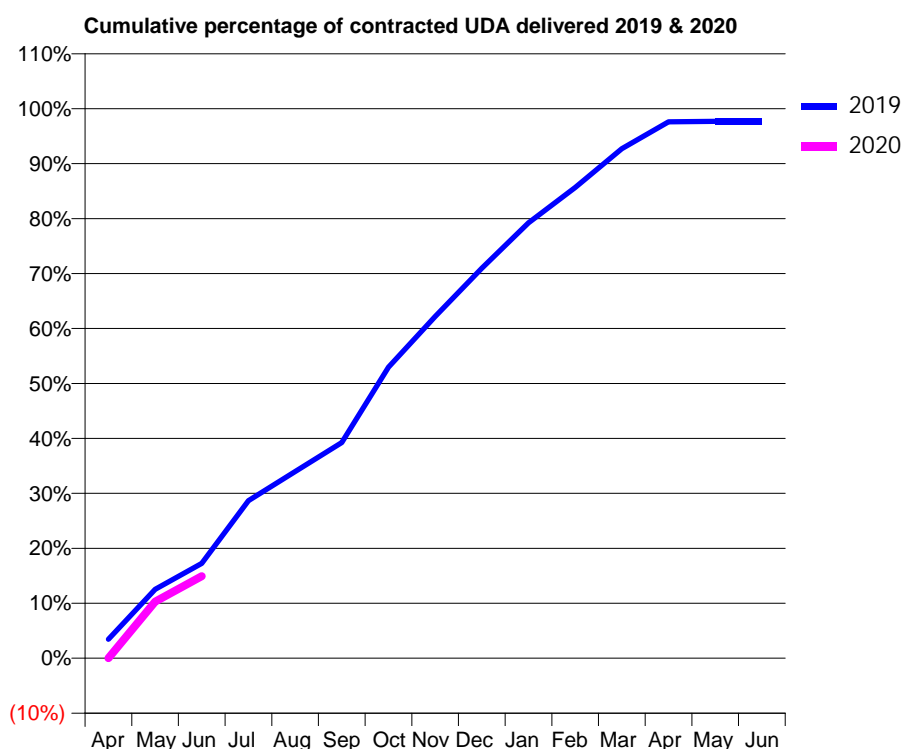
19/20 Contracted general activity (UDA)	16,360
Carry forward general activity (UDA)	0
19/20 Contracted orthodontic activity (UOA)	0
Carry forward orthodontic activity (UOA)	0
Baseline contract value	£376,366.16

ACCESS*

Patients seen in 24 months	Total	Change since previous quarter
Quarter ending June 2018	5,699	
Quarter ending September 2018	5,715	→
Quarter ending December 2018	5,781	→
Quarter ending March 2019	5,748	→
Quarter ending June 2019	5,616	↓
Variance since June 2018	(1.5%)	↓



ACTIVITY



Month	2019	2020
April	567	0
May	2,050	1,686
June	2,827	2,443
July	4,693	
August	5,559	
September	6,423	
October	8,666	
November	10,173	
December	11,610	
January	12,960	
February	14,012	
March	15,166	
April	15,971	
May	15,983	
June	15,983	

QUALITY

	Quantity	Base Number	Contract	AT	Region	England
% of FP17s for the same patient ID Re-attending within 3 months - Children	27	339	8.0%	10.6%	10.6%	11.4%
% of FP17s for the same patient ID Re-attending within 3 months - Adults	155	1,034	15.0%	16.2%	15.2%	15.4%
% of FP17s for the same patient ID Re-attending between 3 & 9 months - Children	182	339	53.7%	56.9%	62.3%	59.8%
% of FP17s for the same patient ID Re-attending between 3 & 9 months - Adults	392	1,034	37.9%	50.1%	53.3%	52.1%
% of FP17s for Band 1 Urgent Courses	126	1,111	11.3%	10.0%	9.7%	9.2%
% of FP17s Relating to Free Repair or Replacements	2	1,111	0.2%	0.5%	0.6%	0.7%
% of FP17s Relating to Continuations	17	1,111	1.5%	0.7%	0.8%	0.8%
% of Patients satisfied with the dentistry they have received	4	4	N/A	92.0%	93.4%	93.4%
% of Patients satisfied with the time they had to wait for an appointment	4	4	N/A	85.6%	86.8%	87.6%

* This is based on patients treated on this contract for their most recent course of treatment.

Figures in italics indicate the base number of FP17s or Patient Questionnaire responses are less than 100. N/A is shown where the base number of responses is less than 10 during the period. % is calculated as Quantity/Base number*100

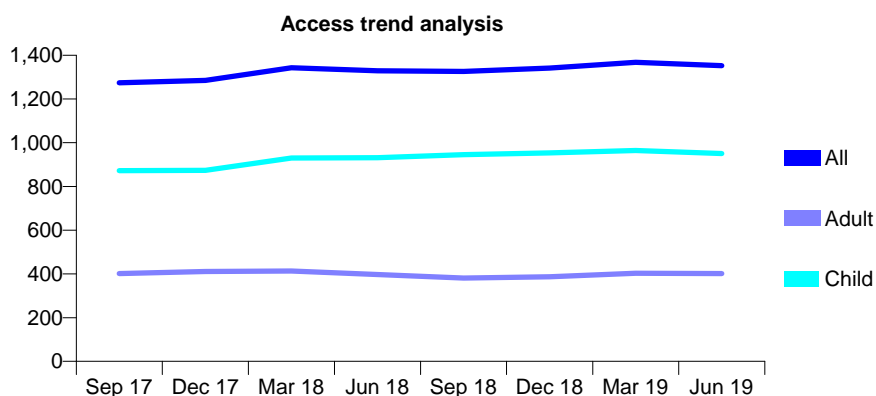
Q67 - Vital Signs At a Glance Contract Report for 999873/0001 - June 2019

Name or company name	MS B Goldin
Contract type name	GDS Contract
Purpose of contract	General and Orthodontic
Contract start date	31/12/2015
Contract end date	

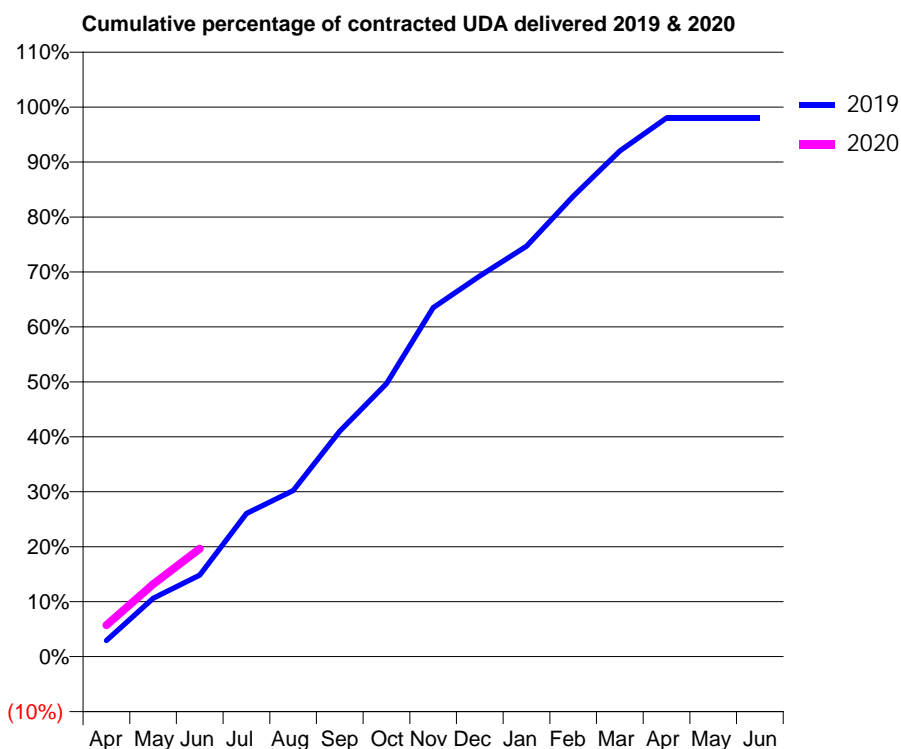
19/20 Contracted general activity (UDA)	2,796
Carry forward general activity (UDA)	0
19/20 Contracted orthodontic activity (UOA)	0
Carry forward orthodontic activity (UOA)	0
Baseline contract value	£64,767.41

ACCESS*

Patients seen in 24 months	Total	Change since previous quarter
Quarter ending June 2018	1,329	
Quarter ending September 2018	1,326	→
Quarter ending December 2018	1,341	→
Quarter ending March 2019	1,368	↑
Quarter ending June 2019	1,353	↓
Variance since June 2018	1.8%	→



ACTIVITY



Month	Adjusted Scheduled Activity (UDA)	
	2019	2020
April	82	160
May	297	369
June	415	549
July	729	
August	845	
September	1,147	
October	1,389	
November	1,775	
December	1,937	
January	2,088	
February	2,343	
March	2,573	
April	2,740	
May	2,740	
June	2,740	

QUALITY

	Quantity	Base Number	Contract	AT	Region	England
% of FP17s for the same patient ID Re-attending within 3 months - Children	20	359	5.6%	10.6%	10.6%	11.4%
% of FP17s for the same patient ID Re-attending within 3 months - Adults	18	152	11.8%	16.2%	15.2%	15.4%
% of FP17s for the same patient ID Re-attending between 3 & 9 months - Children	213	359	59.3%	56.9%	62.3%	59.8%
% of FP17s for the same patient ID Re-attending between 3 & 9 months - Adults	98	152	64.5%	50.1%	53.3%	52.1%
% of FP17s for Band 1 Urgent Courses	17	404	4.2%	10.0%	9.7%	9.2%
% of FP17s Relating to Free Repair or Replacements	0	404	0.0%	0.5%	0.6%	0.7%
% of FP17s Relating to Continuations	4	404	1.0%	0.7%	0.8%	0.8%
% of Patients satisfied with the dentistry they have received	0	0	N/A	92.0%	93.4%	93.4%
% of Patients satisfied with the time they had to wait for an appointment	0	0	N/A	85.6%	86.8%	87.6%

* This is based on patients treated on this contract for their most recent course of treatment. Figures in italics indicate the base number of FP17s or Patient Questionnaire responses are less than 100. N/A is shown where the base number of responses is less than 10 during the period. % is calculated as Quantity/Base number*100