

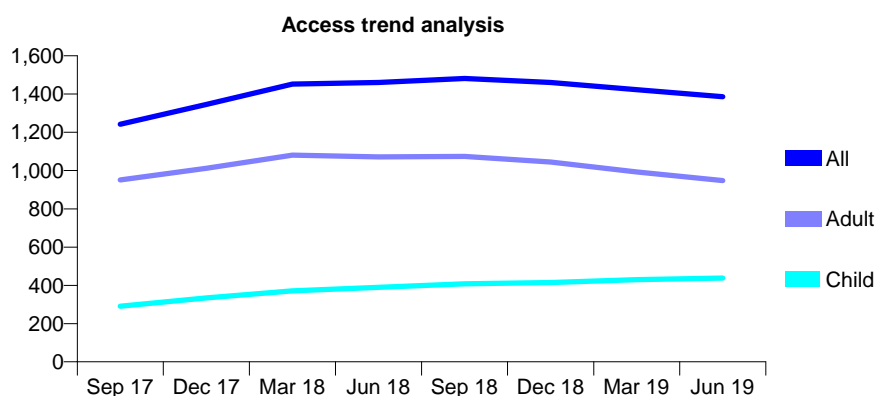
Q68 - Vital Signs At a Glance Contract Report for 100012/0000 - June 2019

Name or company name	Ruta Lagunaite
Contract type name	GDS Contract
Purpose of contract	General
Contract start date	01/03/2016
Contract end date	

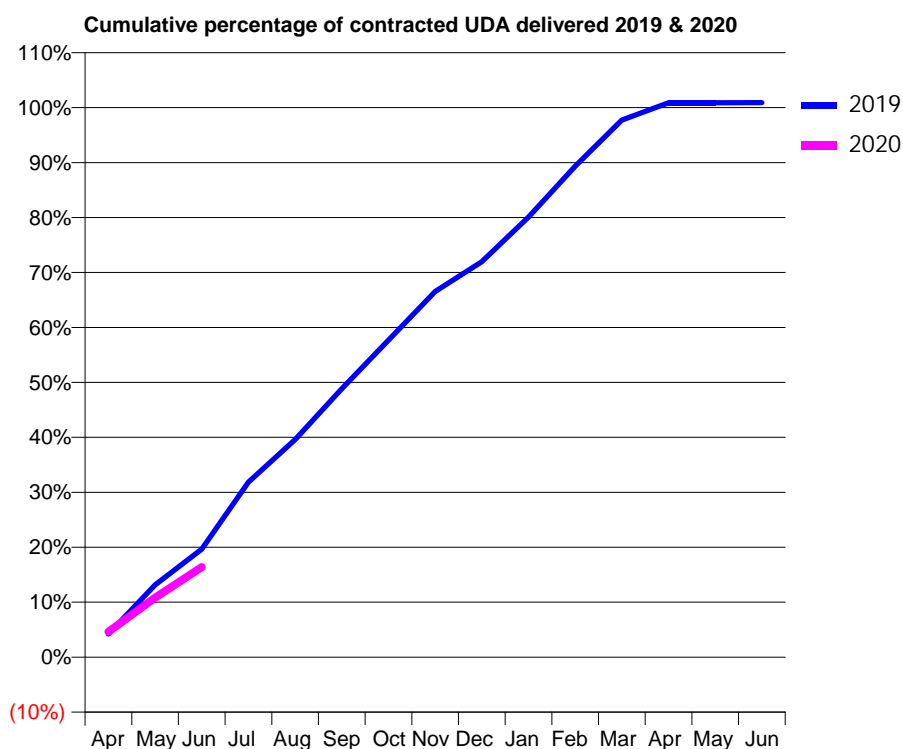
19/20 Contracted general activity (UDA)	5,009
Carry forward general activity (UDA)	0
19/20 Contracted orthodontic activity (UOA)	0
Carry forward orthodontic activity (UOA)	0
Baseline contract value	£136,654.04

ACCESS*

Patients seen in 24 months	Total	Change since previous quarter
Quarter ending June 2018	1,461	
Quarter ending September 2018	1,482	→
Quarter ending December 2018	1,460	↓
Quarter ending March 2019	1,423	↓
Quarter ending June 2019	1,386	↓
Variance since June 2018	(5.1%)	↓



ACTIVITY



Month	Adjusted Scheduled Activity (UDA)	
	2019	2020
April	211	231
May	659	543
June	984	821
July	1,595	
August	1,983	
September	2,446	
October	2,889	
November	3,334	
December	3,605	
January	4,011	
February	4,475	
March	4,896	
April	5,052	
May	5,053	
June	5,054	

QUALITY

	Quantity	Base Number	Contract	AT	Region	England
% of FP17s for the same patient ID Re-attending within 3 months - Children	15	169	8.9%	8.9%	10.6%	11.4%
% of FP17s for the same patient ID Re-attending within 3 months - Adults	47	318	14.8%	14.9%	15.2%	15.4%
% of FP17s for the same patient ID Re-attending between 3 & 9 months - Children	99	169	58.6%	61.6%	62.3%	59.8%
% of FP17s for the same patient ID Re-attending between 3 & 9 months - Adults	215	318	67.6%	52.9%	53.3%	52.1%
% of FP17s for Band 1 Urgent Courses	18	414	4.3%	9.3%	9.7%	9.2%
% of FP17s Relating to Free Repair or Replacements	4	414	1.0%	0.5%	0.6%	0.7%
% of FP17s Relating to Continuations	2	414	0.5%	0.7%	0.8%	0.8%
% of Patients satisfied with the dentistry they have received	1	1	N/A	93.6%	93.4%	93.4%
% of Patients satisfied with the time they had to wait for an appointment	0	1	N/A	89.3%	86.8%	87.6%

* This is based on patients treated on this contract for their most recent course of treatment. Figures in italics indicate the base number of FP17s or Patient Questionnaire responses are less than 100. N/A is shown where the base number of responses is less than 10 during the period. % is calculated as Quantity/Base number*100

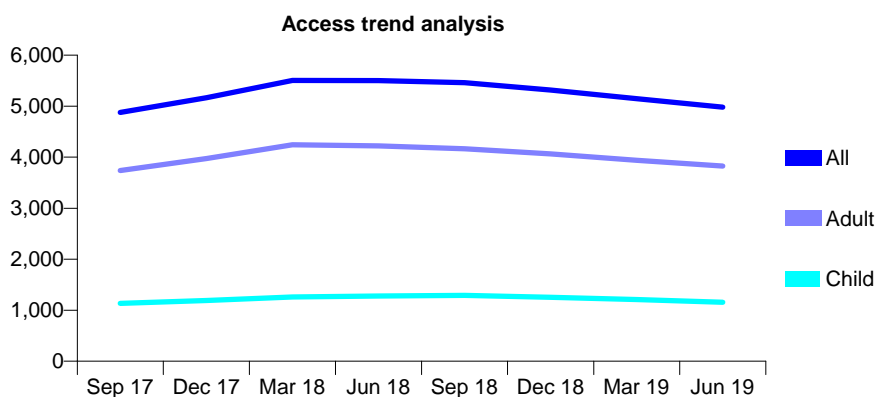
Q68 - Vital Signs At a Glance Contract Report for 100057/0000 - June 2019

Name or company name	Battle Road Dental Practice
Contract type name	GDS Contract
Purpose of contract	General
Contract start date	01/04/2016
Contract end date	

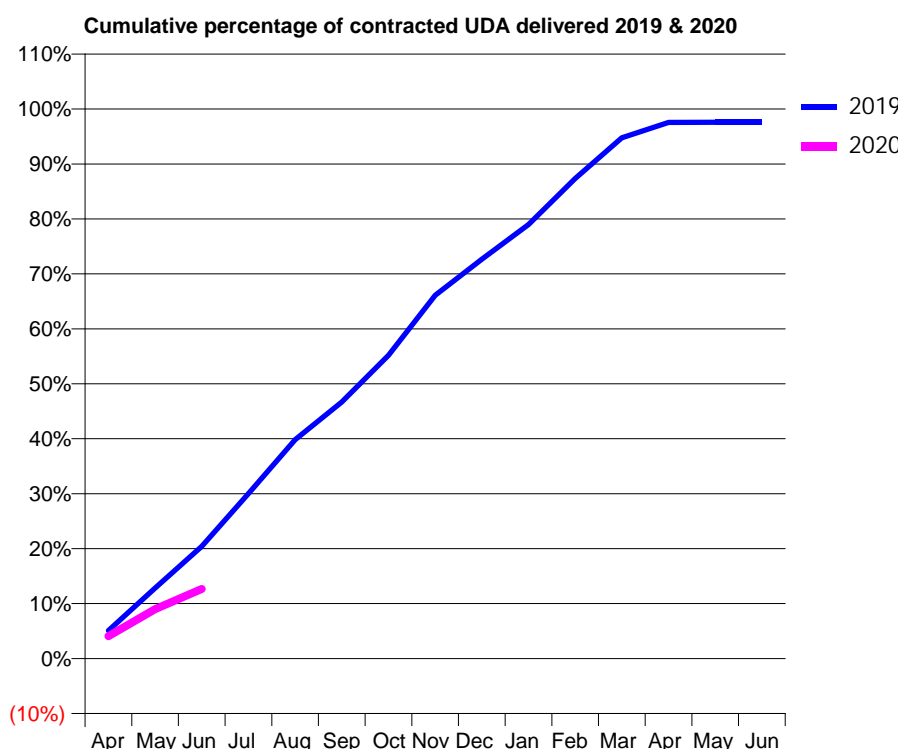
19/20 Contracted general activity (UDA)	16,312
Carry forward general activity (UDA)	0
19/20 Contracted orthodontic activity (UOA)	0
Carry forward orthodontic activity (UOA)	0
Baseline contract value	£465,001.89

ACCESS*

Patients seen in 24 months	Total	Change since previous quarter
Quarter ending June 2018	5,502	
Quarter ending September 2018	5,460	→
Quarter ending December 2018	5,317	↓
Quarter ending March 2019	5,147	↓
Quarter ending June 2019	4,983	↓
Variance since June 2018	(9.4%)	↓



ACTIVITY



Month	Adjusted Scheduled Activity (UDA)	
	2019	2020
April	835	666
May	2,096	1,466
June	3,332	2,067
July	4,897	
August	6,497	
September	7,616	
October	9,000	
November	10,786	
December	11,849	
January	12,883	
February	14,253	
March	15,454	
April	15,916	
May	15,919	
June	15,919	

QUALITY

	Quantity	Base Number	Contract	AT	Region	England
% of FP17s for the same patient ID Re-attending within 3 months - Children	43	324	13.3%	8.9%	10.6%	11.4%
% of FP17s for the same patient ID Re-attending within 3 months - Adults	199	1,109	17.9%	14.9%	15.2%	15.4%
% of FP17s for the same patient ID Re-attending between 3 & 9 months - Children	210	324	64.8%	61.6%	62.3%	59.8%
% of FP17s for the same patient ID Re-attending between 3 & 9 months - Adults	633	1,109	57.1%	52.9%	53.3%	52.1%
% of FP17s for Band 1 Urgent Courses	245	1,222	20.0%	9.3%	9.7%	9.2%
% of FP17s Relating to Free Repair or Replacements	33	1,222	2.7%	0.5%	0.6%	0.7%
% of FP17s Relating to Continuations	8	1,222	0.7%	0.7%	0.8%	0.8%
% of Patients satisfied with the dentistry they have received	2	2	N/A	93.6%	93.4%	93.4%
% of Patients satisfied with the time they had to wait for an appointment	1	2	N/A	89.3%	86.8%	87.6%

* This is based on patients treated on this contract for their most recent course of treatment. Figures in italics indicate the base number of FP17s or Patient Questionnaire responses are less than 100. N/A is shown where the base number of responses is less than 10 during the period. % is calculated as Quantity/Base number*100

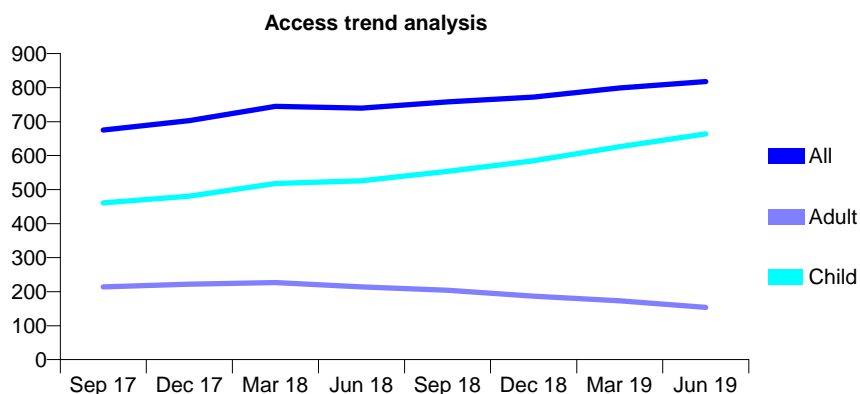
Q68 - Vital Signs At a Glance Contract Report for 100061/0000 - June 2019

Name or company name	MISS AR PATEL
Contract type name	GDS Contract
Purpose of contract	General
Contract start date	01/04/2016
Contract end date	

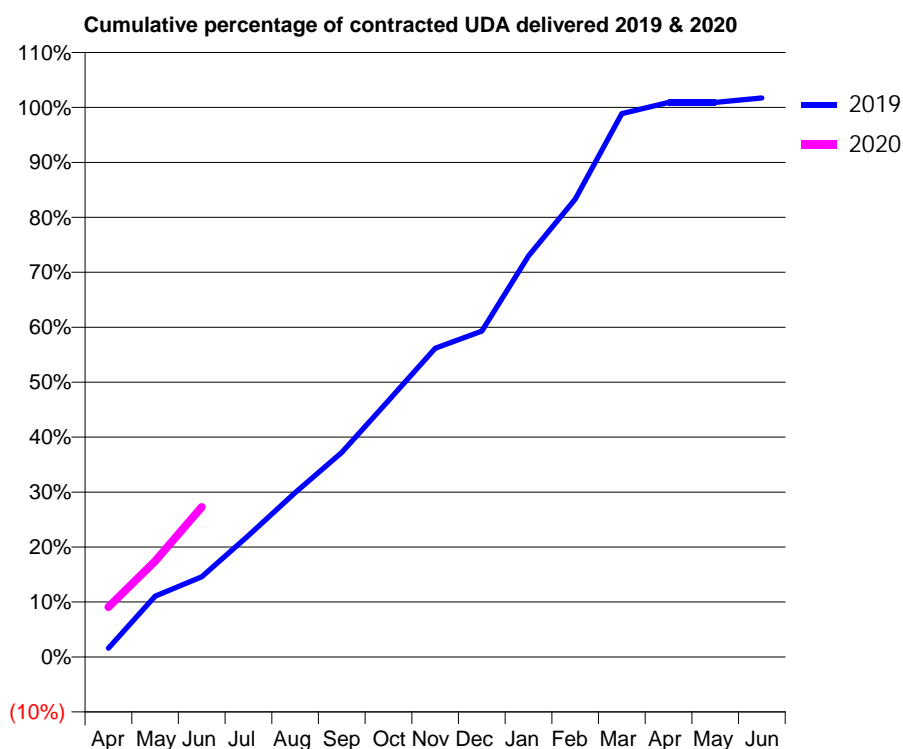
19/20 Contracted general activity (UDA)	1,800
Carry forward general activity (UDA)	0
19/20 Contracted orthodontic activity (UOA)	0
Carry forward orthodontic activity (UOA)	0
Baseline contract value	£48,716.72

ACCESS*

Patients seen in 24 months	Total	Change since previous quarter
Quarter ending June 2018	740	
Quarter ending September 2018	758	↑
Quarter ending December 2018	772	→
Quarter ending March 2019	799	↑
Quarter ending June 2019	818	↑
Variance since June 2018	10.5%	↑



ACTIVITY



Month	2019	2020
April	29	163
May	200	314
June	263	491
July	398	
August	538	
September	670	
October	840	
November	1,011	
December	1,067	
January	1,314	
February	1,500	
March	1,780	
April	1,816	
May	1,816	
June	1,831	

QUALITY

	Quantity	Base Number	Contract	AT	Region	England
% of FP17s for the same patient ID Re-attending within 3 months - Children	37	342	10.8%	8.9%	10.6%	11.4%
% of FP17s for the same patient ID Re-attending within 3 months - Adults	1	8	12.5%	14.9%	15.2%	15.4%
% of FP17s for the same patient ID Re-attending between 3 & 9 months - Children	233	342	68.1%	61.6%	62.3%	59.8%
% of FP17s for the same patient ID Re-attending between 3 & 9 months - Adults	4	8	50.0%	52.9%	53.3%	52.1%
% of FP17s for Band 1 Urgent Courses	10	320	3.1%	9.3%	9.7%	9.2%
% of FP17s Relating to Free Repair or Replacements	0	320	0.0%	0.5%	0.6%	0.7%
% of FP17s Relating to Continuations	0	320	0.0%	0.7%	0.8%	0.8%
% of Patients satisfied with the dentistry they have received	0	0	N/A	93.6%	93.4%	93.4%
% of Patients satisfied with the time they had to wait for an appointment	0	0	N/A	89.3%	86.8%	87.6%

* This is based on patients treated on this contract for their most recent course of treatment.

Figures in italics indicate the base number of FP17s or Patient Questionnaire responses are less than 100. N/A is shown where the base number of responses is less than 10 during the period. % is calculated as Quantity/Base number*100

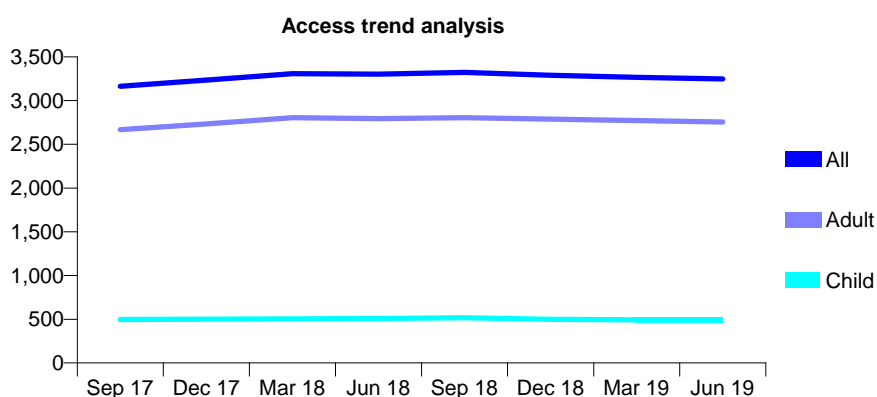
Q68 - Vital Signs At a Glance Contract Report for 100136/0000 - June 2019

Name or company name	MR JS KAILA
Contract type name	GDS Contract
Purpose of contract	General
Contract start date	01/04/2016
Contract end date	

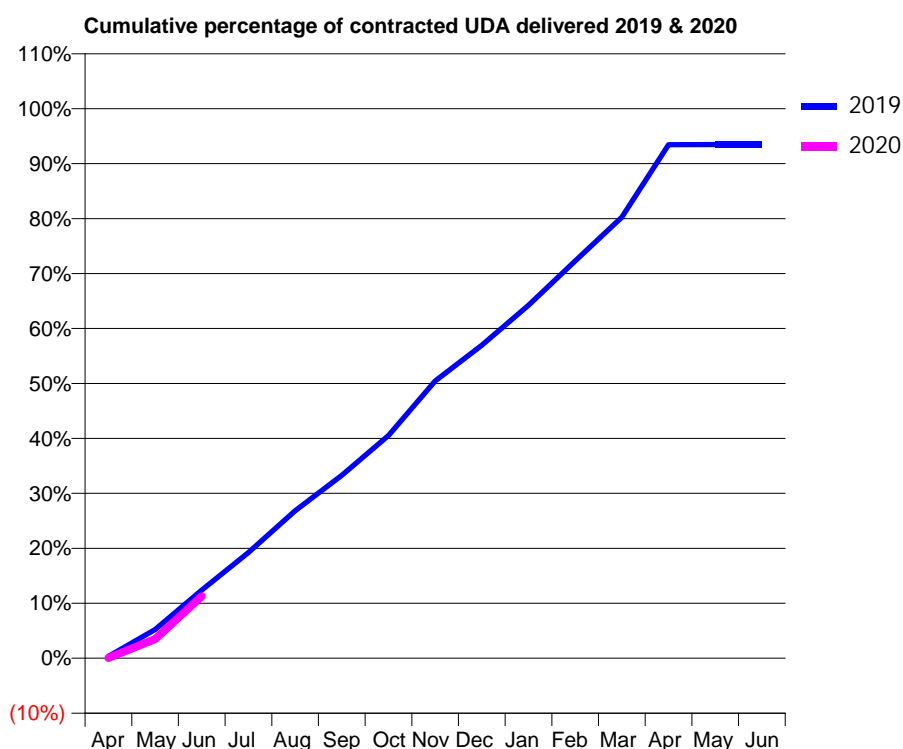
19/20 Contracted general activity (UDA)	11,191
Carry forward general activity (UDA)	0
19/20 Contracted orthodontic activity (UOA)	0
Carry forward orthodontic activity (UOA)	0
Baseline contract value	£296,360.76

ACCESS*

Patients seen in 24 months	Total	Change since previous quarter
Quarter ending June 2018	3,302	
Quarter ending September 2018	3,323	→
Quarter ending December 2018	3,289	↓
Quarter ending March 2019	3,266	→
Quarter ending June 2019	3,248	→
Variance since June 2018	(1.6%)	↓



ACTIVITY



Month	Adjusted Scheduled Activity (UDA)	
	2019	2020
April	36	4
May	586	391
June	1,387	1,264
July	2,153	
August	3,006	
September	3,725	
October	4,533	
November	5,647	
December	6,372	
January	7,186	
February	8,092	
March	8,980	
April	10,456	
May	10,459	
June	10,459	

QUALITY

	Quantity	Base Number	Contract	AT	Region	England
% of FP17s for the same patient ID Re-attending within 3 months - Children	6	160	3.8%	8.9%	10.6%	11.4%
% of FP17s for the same patient ID Re-attending within 3 months - Adults	221	1,197	18.5%	14.9%	15.2%	15.4%
% of FP17s for the same patient ID Re-attending between 3 & 9 months - Children	109	160	68.1%	61.6%	62.3%	59.8%
% of FP17s for the same patient ID Re-attending between 3 & 9 months - Adults	808	1,197	67.5%	52.9%	53.3%	52.1%
% of FP17s for Band 1 Urgent Courses	52	642	8.1%	9.3%	9.7%	9.2%
% of FP17s Relating to Free Repair or Replacements	1	642	0.2%	0.5%	0.6%	0.7%
% of FP17s Relating to Continuations	26	642	4.0%	0.7%	0.8%	0.8%
% of Patients satisfied with the dentistry they have received	9	9	N/A	93.6%	93.4%	93.4%
% of Patients satisfied with the time they had to wait for an appointment	9	9	N/A	89.3%	86.8%	87.6%

* This is based on patients treated on this contract for their most recent course of treatment.

Figures in italics indicate the base number of FP17s or Patient Questionnaire responses are less than 100. N/A is shown where the base number of responses is less than 10 during the period. % is calculated as Quantity/Base number*100

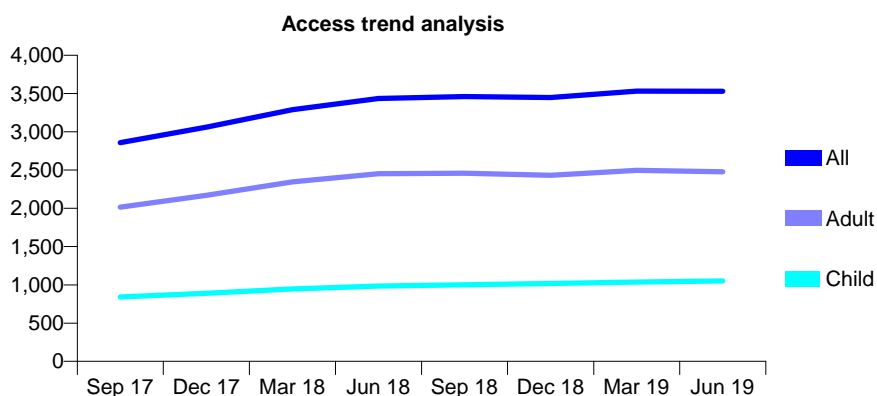
Q68 - Vital Signs At a Glance Contract Report for 100167/0000 - June 2019

Name or company name	ABC Dental Surgery Ltd
Contract type name	GDS Contract
Purpose of contract	General
Contract start date	01/06/2016
Contract end date	

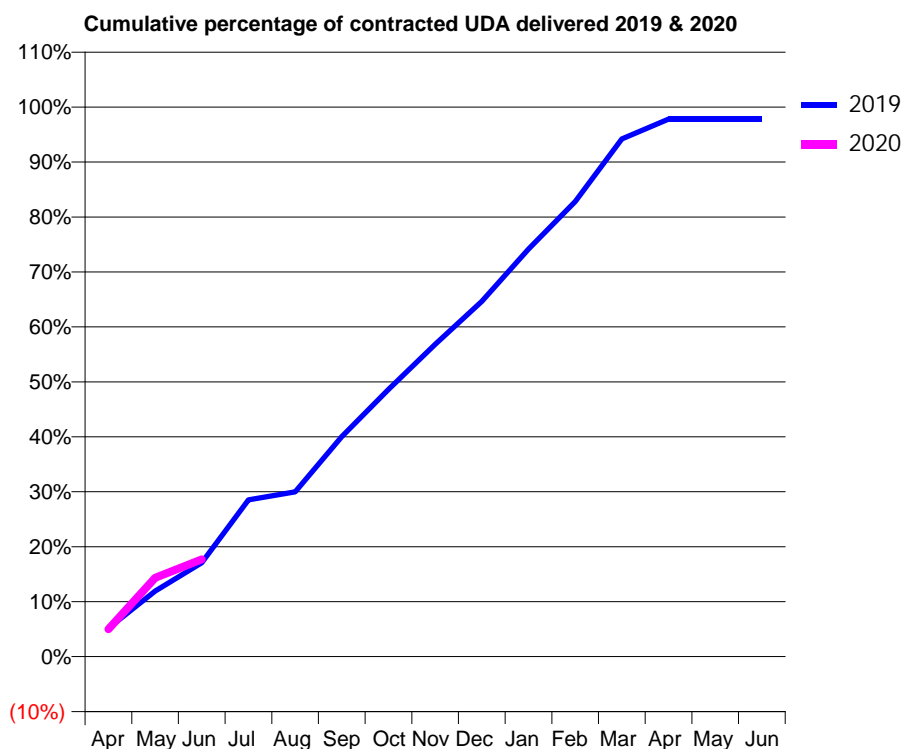
19/20 Contracted general activity (UDA)	13,371
Carry forward general activity (UDA)	0
19/20 Contracted orthodontic activity (UOA)	0
Carry forward orthodontic activity (UOA)	0
Baseline contract value	£348,419.65

ACCESS*

Patients seen in 24 months	Total	Change since previous quarter
Quarter ending June 2018	3,435	
Quarter ending September 2018	3,461	→
Quarter ending December 2018	3,449	→
Quarter ending March 2019	3,532	↑
Quarter ending June 2019	3,530	→
Variance since June 2018	2.8%	↑



ACTIVITY



Month	Adjusted Scheduled Activity (UDA)	
	2019	2020
April	694	668
May	1,596	1,919
June	2,284	2,368
July	3,815	
August	4,010	
September	5,352	
October	6,499	
November	7,600	
December	8,642	
January	9,916	
February	11,072	
March	12,593	
April	13,078	
May	13,078	
June	13,078	

QUALITY

	Quantity	Base Number	Contract	AT	Region	England
% of FP17s for the same patient ID Re-attending within 3 months - Children	30	344	8.7%	8.9%	10.6%	11.4%
% of FP17s for the same patient ID Re-attending within 3 months - Adults	109	712	15.3%	14.9%	15.2%	15.4%
% of FP17s for the same patient ID Re-attending between 3 & 9 months - Children	215	344	62.5%	61.6%	62.3%	59.8%
% of FP17s for the same patient ID Re-attending between 3 & 9 months - Adults	395	712	55.5%	52.9%	53.3%	52.1%
% of FP17s for Band 1 Urgent Courses	66	904	7.3%	9.3%	9.7%	9.2%
% of FP17s Relating to Free Repair or Replacements	1	904	0.1%	0.5%	0.6%	0.7%
% of FP17s Relating to Continuations	10	904	1.1%	0.7%	0.8%	0.8%
% of Patients satisfied with the dentistry they have received	1	1	N/A	93.6%	93.4%	93.4%
% of Patients satisfied with the time they had to wait for an appointment	1	1	N/A	89.3%	86.8%	87.6%

* This is based on patients treated on this contract for their most recent course of treatment. Figures in italics indicate the base number of FP17s or Patient Questionnaire responses are less than 100. N/A is shown where the base number of responses is less than 10 during the period. % is calculated as Quantity/Base number*100

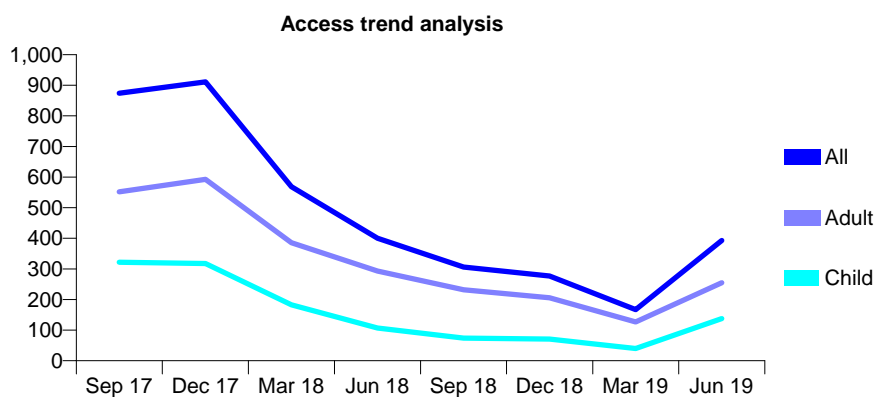
Q68 - Vital Signs At a Glance Contract Report for 100192/0000 - June 2019

Name or company name	Apex Dental Care Ltd
Contract type name	GDS Contract
Purpose of contract	General
Contract start date	01/04/2016
Contract end date	

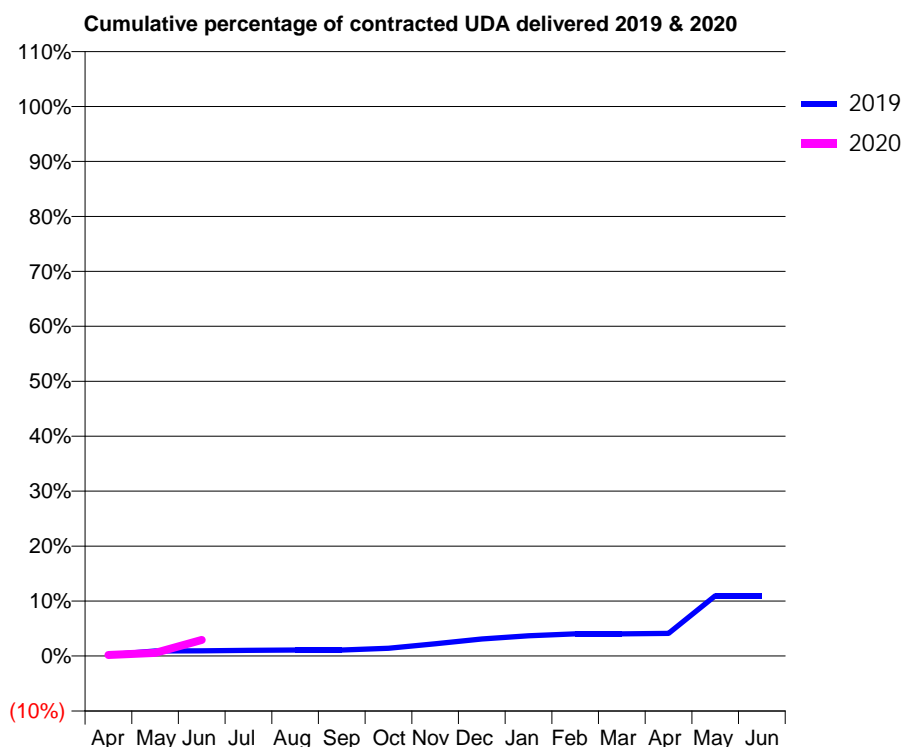
19/20 Contracted general activity (UDA)	5,000
Carry forward general activity (UDA)	0
19/20 Contracted orthodontic activity (UOA)	0
Carry forward orthodontic activity (UOA)	0
Baseline contract value	£140,705.41

ACCESS*

Patients seen in 24 months	Total	Change since previous quarter
Quarter ending June 2018	400	
Quarter ending September 2018	306	↓
Quarter ending December 2018	277	↓
Quarter ending March 2019	167	↓
Quarter ending June 2019	393	↑
Variance since June 2018	(1.8%)	↓



ACTIVITY



Month	Adjusted Scheduled Activity (UDA)	
	2019	2020
April	11	9
May	45	29
June	48	146
July	52	
August	55	
September	55	
October	71	
November	111	
December	154	
January	185	
February	203	
March	203	
April	206	
May	549	
June	549	

QUALITY

	Quantity	Base Number	Contract	AT	Region	England
% of FP17s for the same patient ID Re-attending within 3 months - Children	2	110	1.8%	8.9%	10.6%	11.4%
% of FP17s for the same patient ID Re-attending within 3 months - Adults	2	187	1.1%	14.9%	15.2%	15.4%
% of FP17s for the same patient ID Re-attending between 3 & 9 months - Children	4	110	3.6%	61.6%	62.3%	59.8%
% of FP17s for the same patient ID Re-attending between 3 & 9 months - Adults	4	187	2.1%	52.9%	53.3%	52.1%
% of FP17s for Band 1 Urgent Courses	17	110	15.5%	9.3%	9.7%	9.2%
% of FP17s Relating to Free Repair or Replacements	1	110	0.9%	0.5%	0.6%	0.7%
% of FP17s Relating to Continuations	0	110	0.0%	0.7%	0.8%	0.8%
% of Patients satisfied with the dentistry they have received	0	0	N/A	93.6%	93.4%	93.4%
% of Patients satisfied with the time they had to wait for an appointment	0	0	N/A	89.3%	86.8%	87.6%

* This is based on patients treated on this contract for their most recent course of treatment. Figures in italics indicate the base number of FP17s or Patient Questionnaire responses are less than 100. N/A is shown where the base number of responses is less than 10 during the period. % is calculated as Quantity/Base number*100

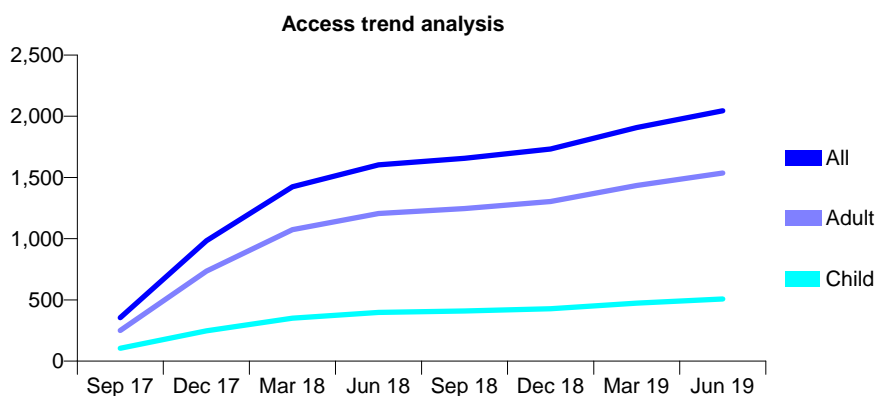
Q68 - Vital Signs At a Glance Contract Report for 100476/0000 - June 2019

Name or company name	Jayne Withinshaw Limited
Contract type name	GDS Contract
Purpose of contract	General
Contract start date	01/08/2017
Contract end date	

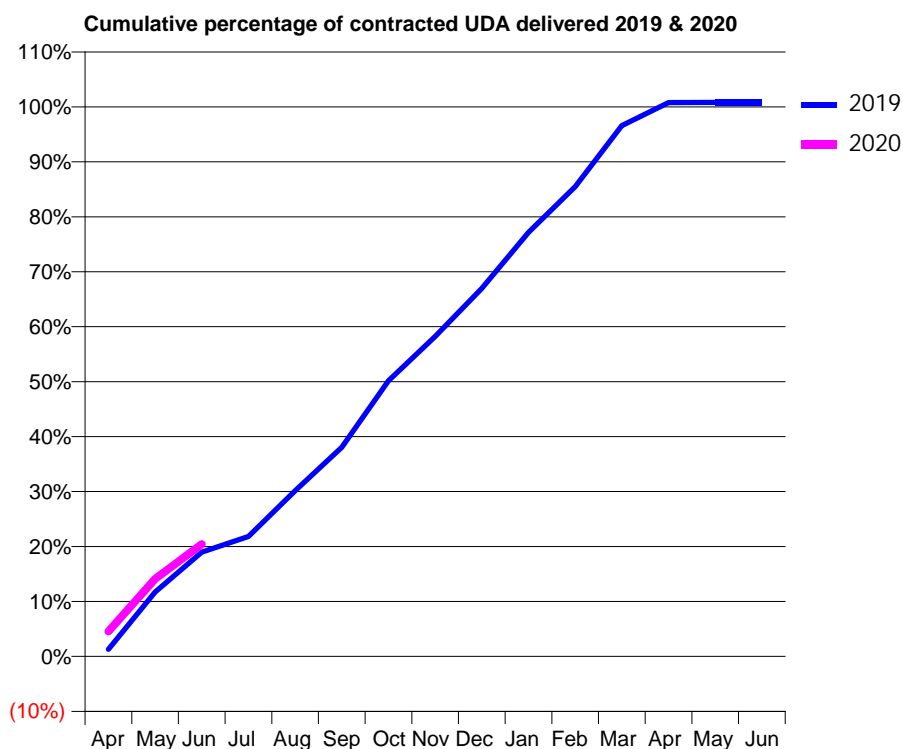
19/20 Contracted general activity (UDA)	4,950
Carry forward general activity (UDA)	0
19/20 Contracted orthodontic activity (UOA)	0
Carry forward orthodontic activity (UOA)	0
Baseline contract value	£123,339.66

ACCESS*

Patients seen in 24 months	Total	Change since previous quarter
Quarter ending June 2018	1,603	
Quarter ending September 2018	1,657	↑
Quarter ending December 2018	1,733	↑
Quarter ending March 2019	1,908	↑
Quarter ending June 2019	2,045	↑
Variance since June 2018	27.6%	↑



ACTIVITY



Month	2019	2020
April	64	225
May	581	698
June	939	1,012
July	1,080	
August	1,492	
September	1,883	
October	2,484	
November	2,883	
December	3,315	
January	3,819	
February	4,231	
March	4,781	
April	4,988	
May	4,989	
June	4,989	

QUALITY

	Quantity	Base Number	Contract	AT	Region	England
% of FP17s for the same patient ID Re-attending within 3 months - Children	12	172	7.0%	8.9%	10.6%	11.4%
% of FP17s for the same patient ID Re-attending within 3 months - Adults	59	561	10.5%	14.9%	15.2%	15.4%
% of FP17s for the same patient ID Re-attending between 3 & 9 months - Children	92	172	53.5%	61.6%	62.3%	59.8%
% of FP17s for the same patient ID Re-attending between 3 & 9 months - Adults	313	561	55.8%	52.9%	53.3%	52.1%
% of FP17s for Band 1 Urgent Courses	4	612	0.7%	9.3%	9.7%	9.2%
% of FP17s Relating to Free Repair or Replacements	4	612	0.7%	0.5%	0.6%	0.7%
% of FP17s Relating to Continuations	8	612	1.3%	0.7%	0.8%	0.8%
% of Patients satisfied with the dentistry they have received	0	0	N/A	93.6%	93.4%	93.4%
% of Patients satisfied with the time they had to wait for an appointment	0	0	N/A	89.3%	86.8%	87.6%

* This is based on patients treated on this contract for their most recent course of treatment. Figures in italics indicate the base number of FP17s or Patient Questionnaire responses are less than 100. N/A is shown where the base number of responses is less than 10 during the period. % is calculated as Quantity/Base number*100

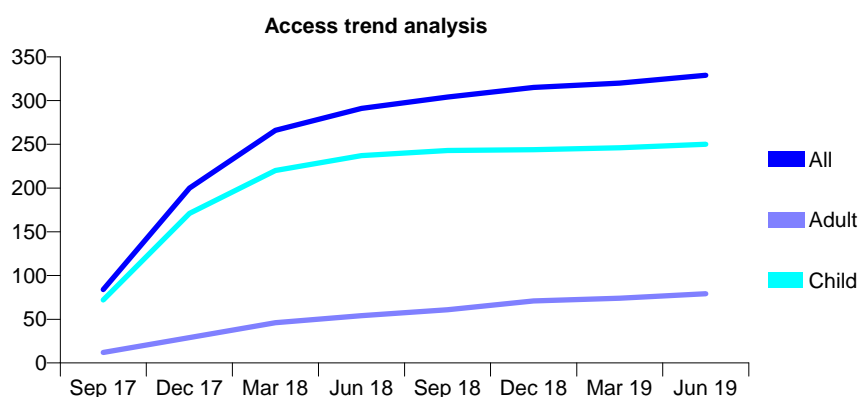
Q68 - Vital Signs At a Glance Contract Report for 100477/0000 - June 2019

Name or company name	Knights Dental Surgery Limited
Contract type name	GDS Contract
Purpose of contract	General
Contract start date	01/08/2017
Contract end date	

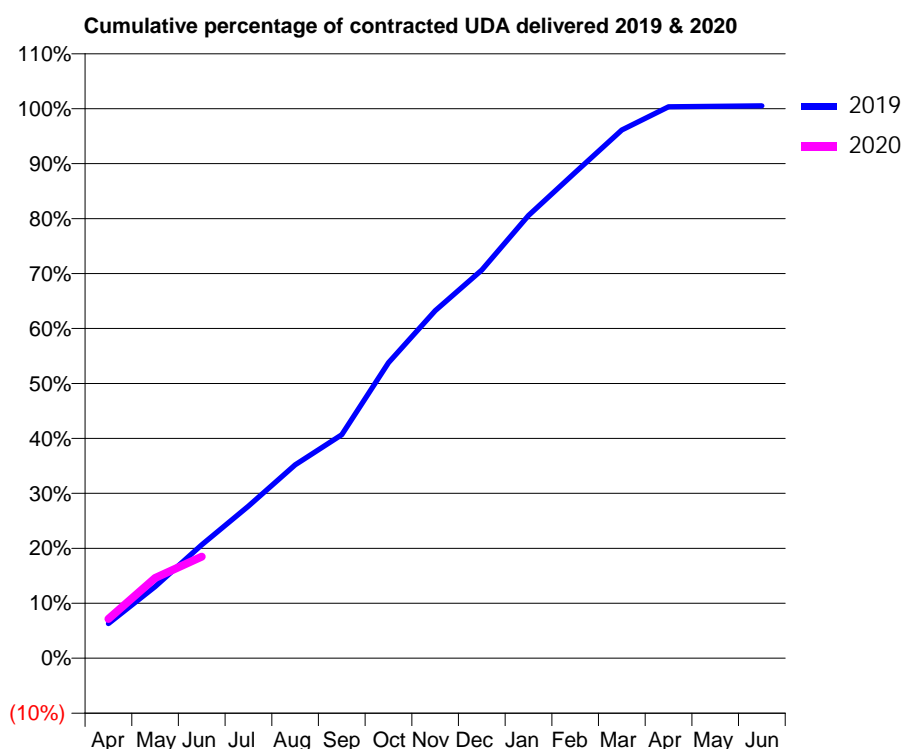
19/20 Contracted general activity (UDA)	1,140
Carry forward general activity (UDA)	0
19/20 Contracted orthodontic activity (UOA)	0
Carry forward orthodontic activity (UOA)	0
Baseline contract value	£30,313.86

ACCESS*

Patients seen in 24 months	Total	Change since previous quarter
Quarter ending June 2018	291	
Quarter ending September 2018	304	↑
Quarter ending December 2018	315	↑
Quarter ending March 2019	320	→
Quarter ending June 2019	329	↑
Variance since June 2018	13.1%	↑



ACTIVITY



Month	2019	2020
April	72	81
May	149	167
June	235	211
July	315	
August	401	
September	464	
October	613	
November	721	
December	805	
January	918	
February	1,008	
March	1,096	
April	1,144	
May	1,145	
June	1,146	

QUALITY

	Quantity	Base Number	Contract	AT	Region	England
% of FP17s for the same patient ID Re-attending within 3 months - Children	4	101	4.0%	8.9%	10.6%	11.4%
% of FP17s for the same patient ID Re-attending within 3 months - Adults	5	20	25.0%	14.9%	15.2%	15.4%
% of FP17s for the same patient ID Re-attending between 3 & 9 months - Children	80	101	79.2%	61.6%	62.3%	59.8%
% of FP17s for the same patient ID Re-attending between 3 & 9 months - Adults	12	20	60.0%	52.9%	53.3%	52.1%
% of FP17s for Band 1 Urgent Courses	9	99	9.1%	9.3%	9.7%	9.2%
% of FP17s Relating to Free Repair or Replacements	0	99	0.0%	0.5%	0.6%	0.7%
% of FP17s Relating to Continuations	0	99	0.0%	0.7%	0.8%	0.8%
% of Patients satisfied with the dentistry they have received	2	2	N/A	93.6%	93.4%	93.4%
% of Patients satisfied with the time they had to wait for an appointment	2	2	N/A	89.3%	86.8%	87.6%

* This is based on patients treated on this contract for their most recent course of treatment. Figures in italics indicate the base number of FP17s or Patient Questionnaire responses are less than 100. N/A is shown where the base number of responses is less than 10 during the period. % is calculated as Quantity/Base number*100

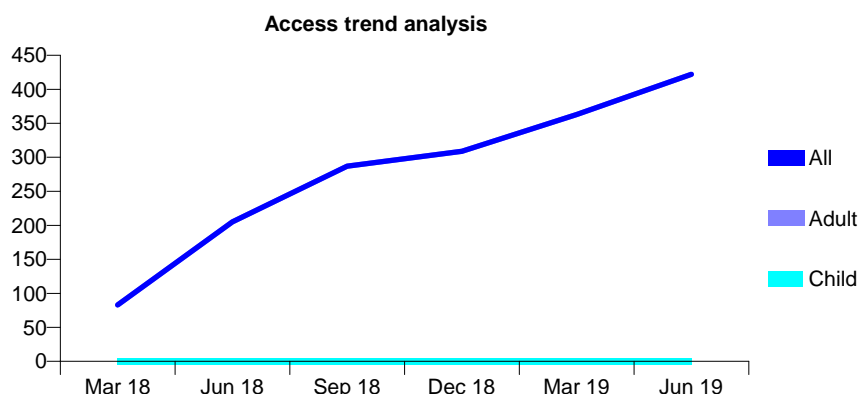
Q68 - Vital Signs At a Glance Contract Report for 100515/0000 - June 2019

Name or company name	MR D MYERS
Contract type name	GDS Contract
Purpose of contract	General
Contract start date	01/07/2017
Contract end date	

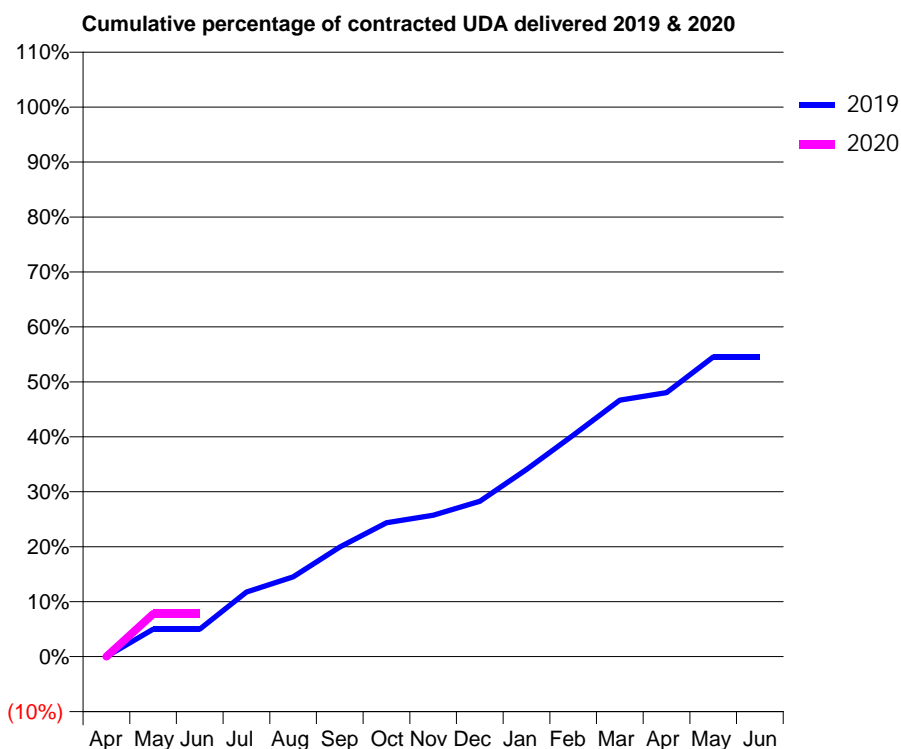
19/20 Contracted general activity (UDA)	1,587
Carry forward general activity (UDA)	0
19/20 Contracted orthodontic activity (UOA)	0
Carry forward orthodontic activity (UOA)	0
Baseline contract value	£57,681.27

ACCESS*

Patients seen in 24 months	Total	Change since previous quarter
Quarter ending June 2018	205	
Quarter ending September 2018	287	↑
Quarter ending December 2018	309	↑
Quarter ending March 2019	363	↑
Quarter ending June 2019	422	↑
Variance since June 2018	105.9%	↑



ACTIVITY



Month	Adjusted Scheduled Activity (UDA)	
	2019	2020
April	0	0
May	79	123
June	79	123
July	186	
August	230	
September	316	
October	386	
November	408	
December	449	
January	541	
February	640	
March	741	
April	762	
May	865	
June	865	

QUALITY

	Quantity	Base Number	Contract	AT	Region	England
% of FP17s for the same patient ID Re-attending within 3 months - Children	0	0	N/A	8.9%	10.6%	11.4%
% of FP17s for the same patient ID Re-attending within 3 months - Adults	5	66	7.6%	14.9%	15.2%	15.4%
% of FP17s for the same patient ID Re-attending between 3 & 9 months - Children	0	0	N/A	61.6%	62.3%	59.8%
% of FP17s for the same patient ID Re-attending between 3 & 9 months - Adults	2	66	3.0%	52.9%	53.3%	52.1%
% of FP17s for Band 1 Urgent Courses	1	30	3.3%	9.3%	9.7%	9.2%
% of FP17s Relating to Free Repair or Replacements	0	30	0.0%	0.5%	0.6%	0.7%
% of FP17s Relating to Continuations	0	30	0.0%	0.7%	0.8%	0.8%
% of Patients satisfied with the dentistry they have received	0	0	N/A	93.6%	93.4%	93.4%
% of Patients satisfied with the time they had to wait for an appointment	0	0	N/A	89.3%	86.8%	87.6%

* This is based on patients treated on this contract for their most recent course of treatment. Figures in italics indicate the base number of FP17s or Patient Questionnaire responses are less than 100. N/A is shown where the base number of responses is less than 10 during the period. % is calculated as Quantity/Base number*100

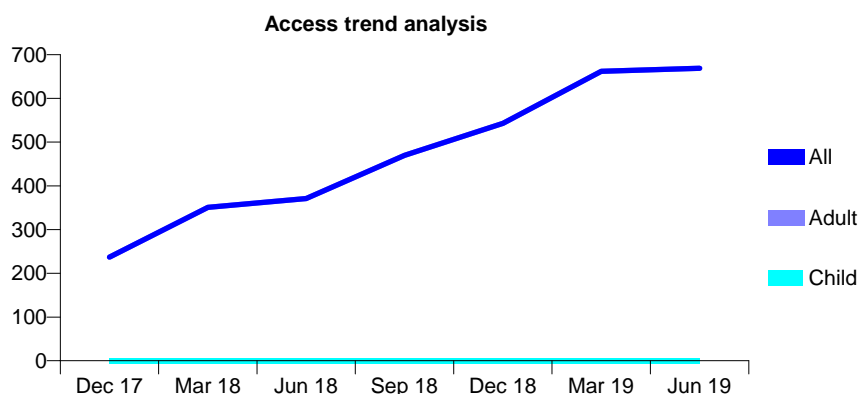
Q68 - Vital Signs At a Glance Contract Report for 100516/0000 - June 2019

Name or company name	MR WM HOULDEN
Contract type name	GDS Contract
Purpose of contract	General
Contract start date	01/07/2017
Contract end date	

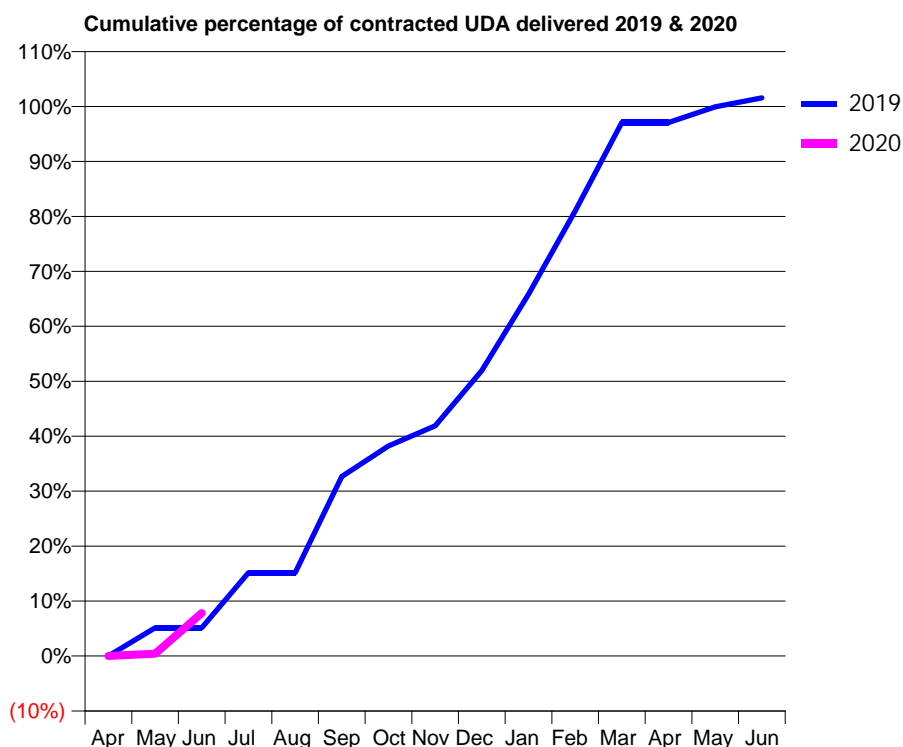
19/20 Contracted general activity (UDA)	2,800
Carry forward general activity (UDA)	0
19/20 Contracted orthodontic activity (UOA)	0
Carry forward orthodontic activity (UOA)	0
Baseline contract value	£94,450.59

ACCESS*

Patients seen in 24 months	Total	Change since previous quarter
Quarter ending June 2018	371	
Quarter ending September 2018	470	↑
Quarter ending December 2018	543	↑
Quarter ending March 2019	662	↑
Quarter ending June 2019	669	→
Variance since June 2018	80.3%	↑



ACTIVITY



Month	Adjusted Scheduled Activity (UDA)	
	2019	2020
April	0	0
May	143	12
June	143	219
July	424	
August	424	
September	914	
October	1,070	
November	1,173	
December	1,455	
January	1,843	
February	2,268	
March	2,718	
April	2,718	
May	2,798	
June	2,844	

QUALITY

	Quantity	Base Number	Contract	AT	Region	England
% of FP17s for the same patient ID Re-attending within 3 months - Children	0	0	N/A	8.9%	10.6%	11.4%
% of FP17s for the same patient ID Re-attending within 3 months - Adults	30	90	33.3%	14.9%	15.2%	15.4%
% of FP17s for the same patient ID Re-attending between 3 & 9 months - Children	0	0	N/A	61.6%	62.3%	59.8%
% of FP17s for the same patient ID Re-attending between 3 & 9 months - Adults	16	90	17.8%	52.9%	53.3%	52.1%
% of FP17s for Band 1 Urgent Courses	7	57	12.3%	9.3%	9.7%	9.2%
% of FP17s Relating to Free Repair or Replacements	0	57	0.0%	0.5%	0.6%	0.7%
% of FP17s Relating to Continuations	0	57	0.0%	0.7%	0.8%	0.8%
% of Patients satisfied with the dentistry they have received	0	0	N/A	93.6%	93.4%	93.4%
% of Patients satisfied with the time they had to wait for an appointment	0	0	N/A	89.3%	86.8%	87.6%

* This is based on patients treated on this contract for their most recent course of treatment. Figures in italics indicate the base number of FP17s or Patient Questionnaire responses are less than 100. N/A is shown where the base number of responses is less than 10 during the period. % is calculated as Quantity/Base number*100

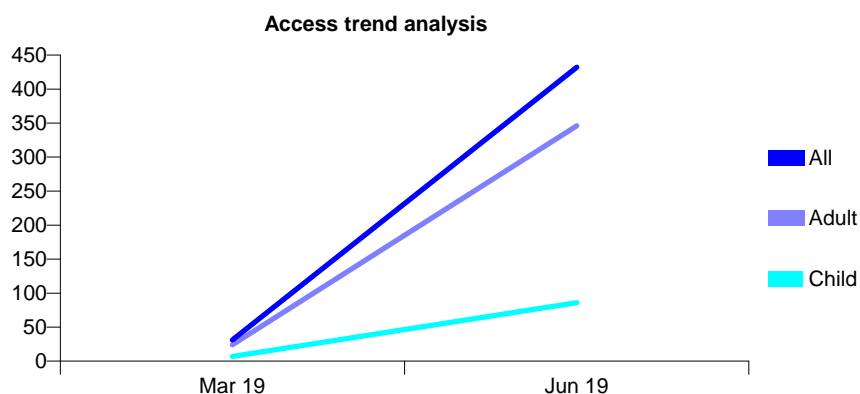
Q68 - Vital Signs At a Glance Contract Report for 100566/0000 - June 2019

Name or company name	The Sea Road Dental Practice Partnership
Contract type name	GDS Contract
Purpose of contract	General
Contract start date	01/11/2017
Contract end date	

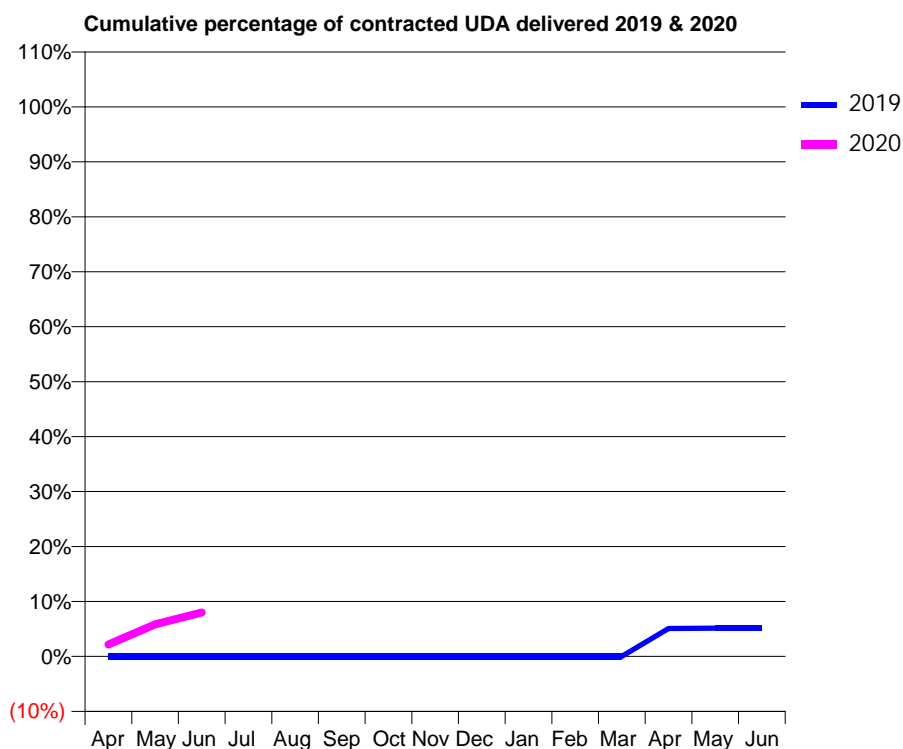
19/20 Contracted general activity (UDA)	5,000
Carry forward general activity (UDA)	0
19/20 Contracted orthodontic activity (UOA)	0
Carry forward orthodontic activity (UOA)	0
Baseline contract value	£128,883.55

ACCESS*

Patients seen in 24 months	Total	Change since previous quarter
Quarter ending June 2018	0	
Quarter ending September 2018	0	
Quarter ending December 2018	0	
Quarter ending March 2019	31	
Quarter ending June 2019	432	↑
Variance since June 2018	N/A	



ACTIVITY



Adjusted Scheduled Activity (UDA)		
Month	2019	2020
April	0	108
May	0	291
June	0	400
July	0	
August	0	
September	0	
October	0	
November	0	
December	0	
January	0	
February	0	
March	0	
April	255	
May	258	
June	258	

QUALITY

	Quantity	Base Number	Contract	AT	Region	England
% of FP17s for the same patient ID Re-attending within 3 months - Children	1	76	1.3%	8.9%	10.6%	11.4%
% of FP17s for the same patient ID Re-attending within 3 months - Adults	8	315	2.5%	14.9%	15.2%	15.4%
% of FP17s for the same patient ID Re-attending between 3 & 9 months - Children	0	76	0.0%	61.6%	62.3%	59.8%
% of FP17s for the same patient ID Re-attending between 3 & 9 months - Adults	0	315	0.0%	52.9%	53.3%	52.1%
% of FP17s for Band 1 Urgent Courses	23	260	8.8%	9.3%	9.7%	9.2%
% of FP17s Relating to Free Repair or Replacements	0	260	0.0%	0.5%	0.6%	0.7%
% of FP17s Relating to Continuations	0	260	0.0%	0.7%	0.8%	0.8%
% of Patients satisfied with the dentistry they have received	0	0	N/A	93.6%	93.4%	93.4%
% of Patients satisfied with the time they had to wait for an appointment	0	0	N/A	89.3%	86.8%	87.6%

* This is based on patients treated on this contract for their most recent course of treatment. Figures in italics indicate the base number of FP17s or Patient Questionnaire responses are less than 100. N/A is shown where the base number of responses is less than 10 during the period. % is calculated as Quantity/Base number*100

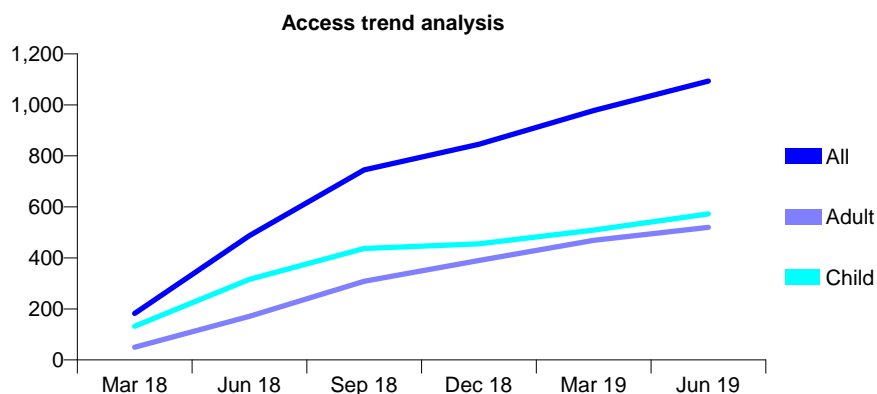
Q68 - Vital Signs At a Glance Contract Report for 100596/0000 - June 2019

Name or company name	MISS NB MUSTAFA
Contract type name	GDS Contract
Purpose of contract	General
Contract start date	01/02/2018
Contract end date	

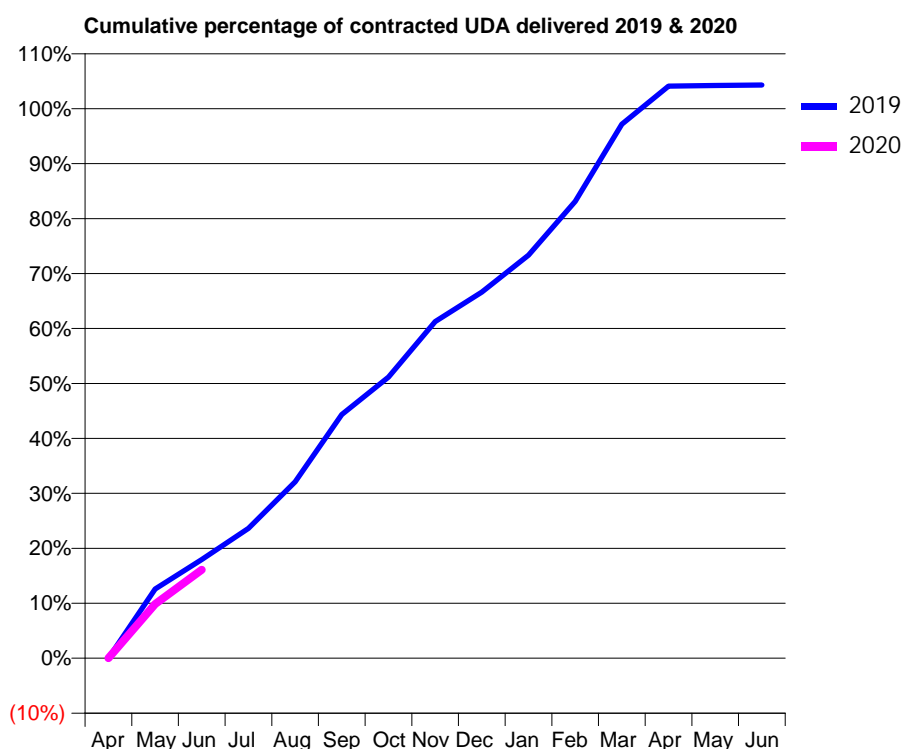
19/20 Contracted general activity (UDA)	2,904
Carry forward general activity (UDA)	0
19/20 Contracted orthodontic activity (UOA)	0
Carry forward orthodontic activity (UOA)	0
Baseline contract value	£74,826.73

ACCESS*

Patients seen in 24 months	Total	Change since previous quarter
Quarter ending June 2018	487	
Quarter ending September 2018	745	↑
Quarter ending December 2018	845	↑
Quarter ending March 2019	978	↑
Quarter ending June 2019	1,093	↑
Variance since June 2018	124.4%	↑



ACTIVITY



Month	2019	2020
April	0	0
May	400	287
June	571	467
July	751	
August	1,019	
September	1,408	
October	1,624	
November	1,945	
December	2,115	
January	2,328	
February	2,638	
March	3,085	
April	3,304	
May	3,308	
June	3,311	

QUALITY

	Quantity	Base Number	Contract	AT	Region	England
% of FP17s for the same patient ID Re-attending within 3 months - Children	11	245	4.5%	8.9%	10.6%	11.4%
% of FP17s for the same patient ID Re-attending within 3 months - Adults	11	164	6.7%	14.9%	15.2%	15.4%
% of FP17s for the same patient ID Re-attending between 3 & 9 months - Children	146	245	59.6%	61.6%	62.3%	59.8%
% of FP17s for the same patient ID Re-attending between 3 & 9 months - Adults	92	164	56.1%	52.9%	53.3%	52.1%
% of FP17s for Band 1 Urgent Courses	7	364	1.9%	9.3%	9.7%	9.2%
% of FP17s Relating to Free Repair or Replacements	2	364	0.5%	0.5%	0.6%	0.7%
% of FP17s Relating to Continuations	0	364	0.0%	0.7%	0.8%	0.8%
% of Patients satisfied with the dentistry they have received	1	1	N/A	93.6%	93.4%	93.4%
% of Patients satisfied with the time they had to wait for an appointment	1	1	N/A	89.3%	86.8%	87.6%

* This is based on patients treated on this contract for their most recent course of treatment.

Figures in italics indicate the base number of FP17s or Patient Questionnaire responses are less than 100. N/A is shown where the base number of responses is less than 10 during the period. % is calculated as Quantity/Base number*100

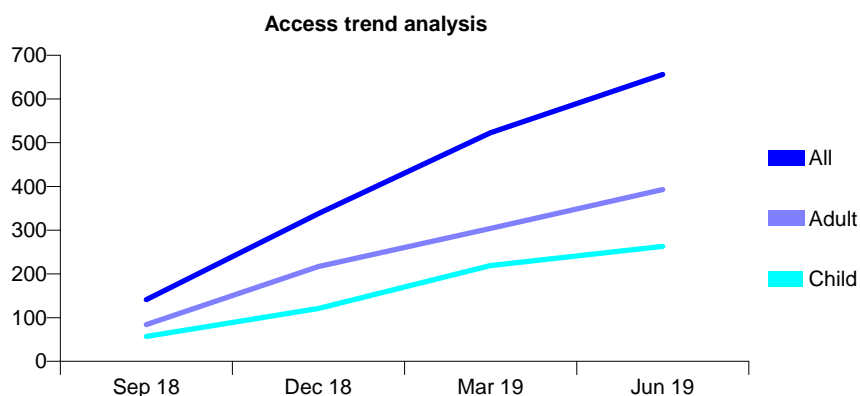
Q68 - Vital Signs At a Glance Contract Report for 100705/0000 - June 2019

Name or company name	MRS A CASTELLHEIM GHAREH
Contract type name	GDS Contract
Purpose of contract	General
Contract start date	28/05/2018
Contract end date	

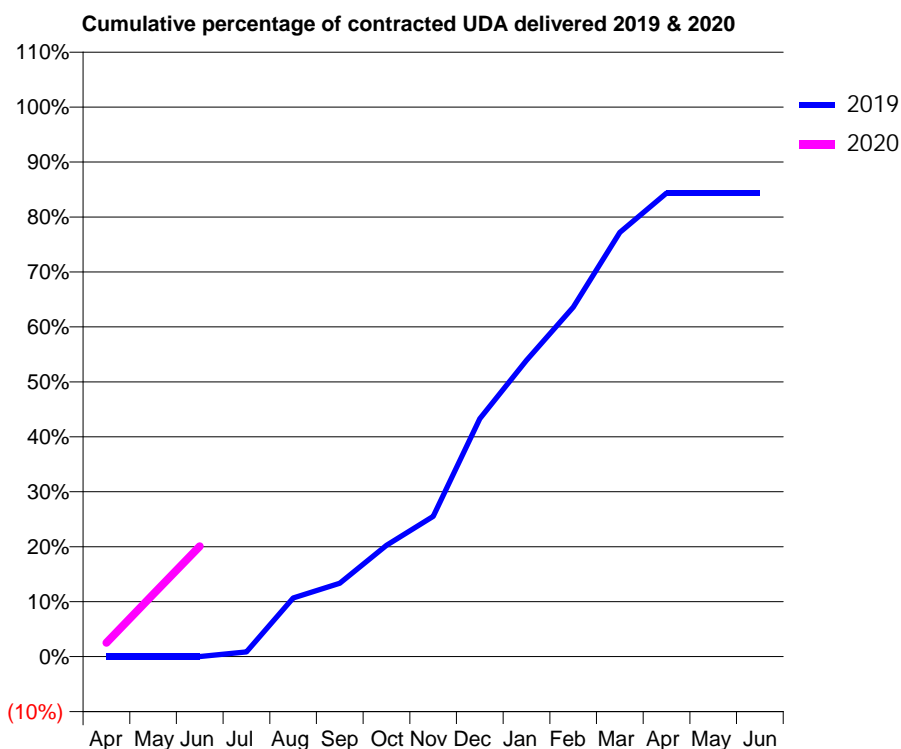
19/20 Contracted general activity (UDA)	2,000
Carry forward general activity (UDA)	0
19/20 Contracted orthodontic activity (UOA)	0
Carry forward orthodontic activity (UOA)	0
Baseline contract value	£58,375.26

ACCESS*

Patients seen in 24 months	Total	Change since previous quarter
Quarter ending June 2018	0	
Quarter ending September 2018	141	↑
Quarter ending December 2018	338	↑
Quarter ending March 2019	523	↑
Quarter ending June 2019	656	↑
Variance since June 2018	N/A	



ACTIVITY



Month	Adjusted Scheduled Activity (UDA)	
	2019	2020
April	0	50
May	0	227
June	0	402
July	17	
August	214	
September	267	
October	405	
November	511	
December	866	
January	1,078	
February	1,272	
March	1,544	
April	1,687	
May	1,687	
June	1,687	

QUALITY

	Quantity	Base Number	Contract	AT	Region	England
% of FP17s for the same patient ID Re-attending within 3 months - Children	4	82	4.9%	8.9%	10.6%	11.4%
% of FP17s for the same patient ID Re-attending within 3 months - Adults	21	130	16.2%	14.9%	15.2%	15.4%
% of FP17s for the same patient ID Re-attending between 3 & 9 months - Children	19	82	23.2%	61.6%	62.3%	59.8%
% of FP17s for the same patient ID Re-attending between 3 & 9 months - Adults	31	130	23.8%	52.9%	53.3%	52.1%
% of FP17s for Band 1 Urgent Courses	14	174	8.0%	9.3%	9.7%	9.2%
% of FP17s Relating to Free Repair or Replacements	1	174	0.6%	0.5%	0.6%	0.7%
% of FP17s Relating to Continuations	0	174	0.0%	0.7%	0.8%	0.8%
% of Patients satisfied with the dentistry they have received	0	0	N/A	93.6%	93.4%	93.4%
% of Patients satisfied with the time they had to wait for an appointment	0	0	N/A	89.3%	86.8%	87.6%

* This is based on patients treated on this contract for their most recent course of treatment. Figures in italics indicate the base number of FP17s or Patient Questionnaire responses are less than 100. N/A is shown where the base number of responses is less than 10 during the period. % is calculated as Quantity/Base number*100

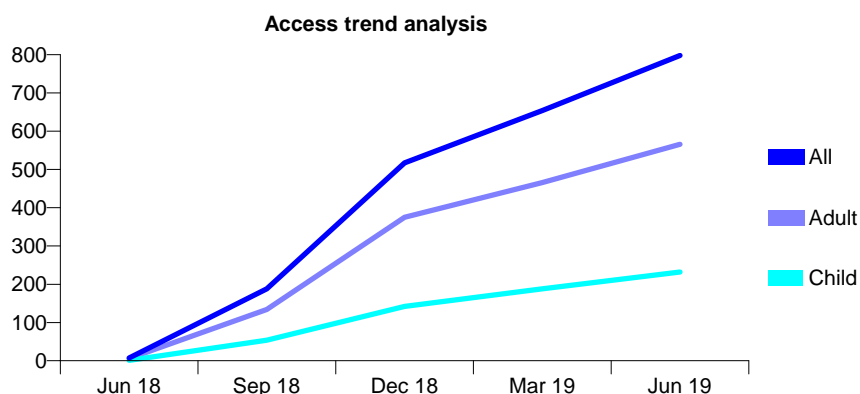
Q68 - Vital Signs At a Glance Contract Report for 100706/0000 - June 2019

Name or company name	Priors Croft Partnership
Contract type name	GDS Contract
Purpose of contract	General
Contract start date	01/04/2018
Contract end date	31/03/2025

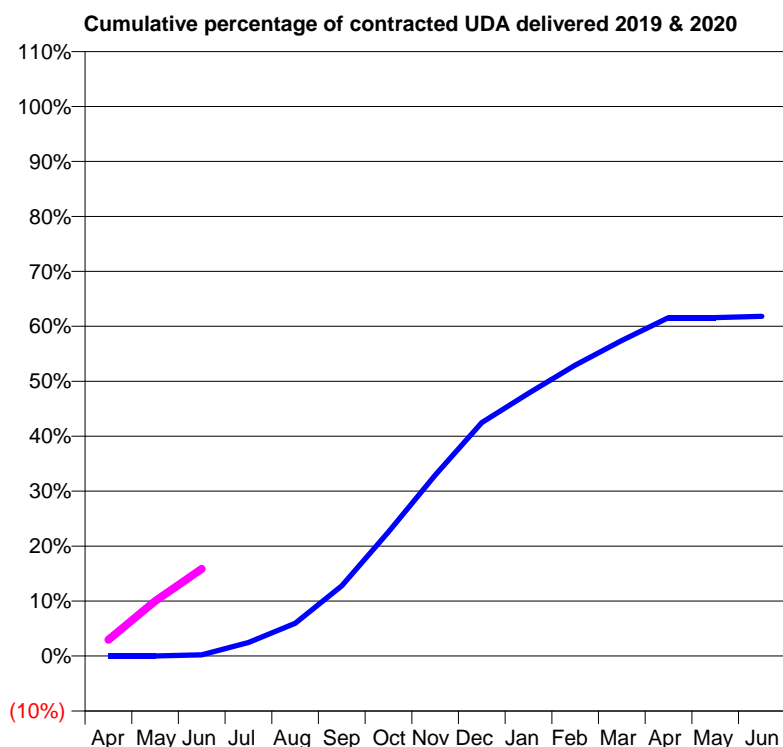
19/20 Contracted general activity (UDA)	3,000
Carry forward general activity (UDA)	0
19/20 Contracted orthodontic activity (UOA)	0
Carry forward orthodontic activity (UOA)	0
Baseline contract value	£79,457.49

ACCESS*

Patients seen in 24 months	Total	Change since previous quarter
Quarter ending June 2018	7	
Quarter ending September 2018	188	↑
Quarter ending December 2018	517	↑
Quarter ending March 2019	654	↑
Quarter ending June 2019	798	↑
Variance since June 2018	11300.0%	↑



ACTIVITY



Month	Adjusted Scheduled Activity (UDA)	
	2019	2020
April	0	89
May	0	300
June	7	476
July	74	
August	179	
September	383	
October	678	
November	988	
December	1,274	
January	1,434	
February	1,588	
March	1,723	
April	1,848	
May	1,848	
June	1,855	

QUALITY

	Quantity	Base Number	Contract	AT	Region	England
% of FP17s for the same patient ID Re-attending within 3 months - Children	5	103	4.9%	8.9%	10.6%	11.4%
% of FP17s for the same patient ID Re-attending within 3 months - Adults	21	224	9.4%	14.9%	15.2%	15.4%
% of FP17s for the same patient ID Re-attending between 3 & 9 months - Children	45	103	43.7%	61.6%	62.3%	59.8%
% of FP17s for the same patient ID Re-attending between 3 & 9 months - Adults	92	224	41.1%	52.9%	53.3%	52.1%
% of FP17s for Band 1 Urgent Courses	23	260	8.8%	9.3%	9.7%	9.2%
% of FP17s Relating to Free Repair or Replacements	0	260	0.0%	0.5%	0.6%	0.7%
% of FP17s Relating to Continuations	0	260	0.0%	0.7%	0.8%	0.8%
% of Patients satisfied with the dentistry they have received	0	0	N/A	93.6%	93.4%	93.4%
% of Patients satisfied with the time they had to wait for an appointment	0	0	N/A	89.3%	86.8%	87.6%

* This is based on patients treated on this contract for their most recent course of treatment. Figures in italics indicate the base number of FP17s or Patient Questionnaire responses are less than 100. N/A is shown where the base number of responses is less than 10 during the period. % is calculated as Quantity/Base number*100

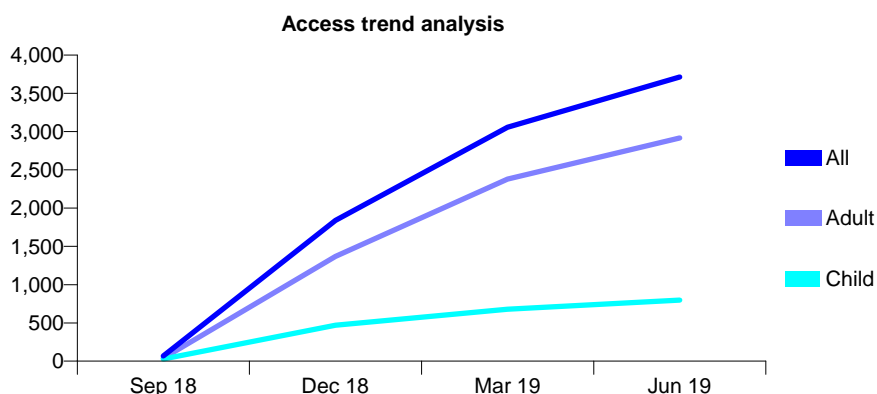
Q68 - Vital Signs At a Glance Contract Report for 100852/0000 - June 2019

Name or company name	Bristol Gardens Dental Practice Partnership
Contract type name	GDS Contract
Purpose of contract	General
Contract start date	10/08/2018
Contract end date	

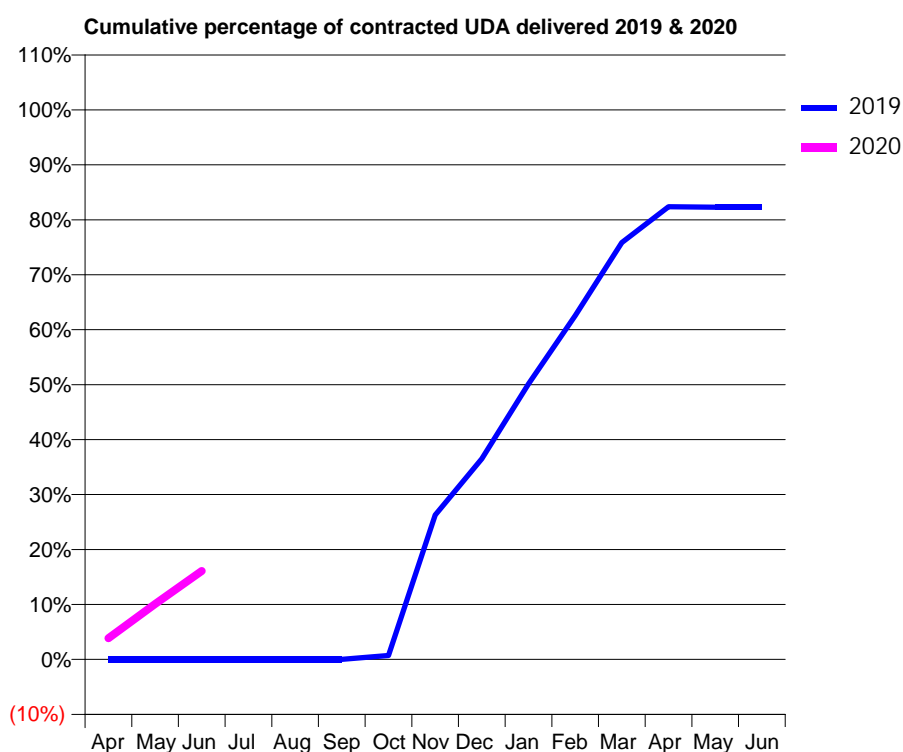
19/20 Contracted general activity (UDA)	22,951
Carry forward general activity (UDA)	0
19/20 Contracted orthodontic activity (UOA)	0
Carry forward orthodontic activity (UOA)	0
Baseline contract value	£569,464.26

ACCESS*

Patients seen in 24 months	Total	Change since previous quarter
Quarter ending June 2018	0	
Quarter ending September 2018	67	↑
Quarter ending December 2018	1,839	↑
Quarter ending March 2019	3,057	↑
Quarter ending June 2019	3,714	↑
Variance since June 2018	N/A	



ACTIVITY



Month	2019	2020
April	0	889
May	0	2,312
June	0	3,693
July	0	
August	0	
September	0	
October	104	
November	3,876	
December	5,383	
January	7,390	
February	9,228	
March	11,184	
April	12,146	
May	12,130	
June	12,130	

QUALITY

	Quantity	Base Number	Contract	AT	Region	England
% of FP17s for the same patient ID Re-attending within 3 months - Children	25	383	6.5%	8.9%	10.6%	11.4%
% of FP17s for the same patient ID Re-attending within 3 months - Adults	194	1,285	15.1%	14.9%	15.2%	15.4%
% of FP17s for the same patient ID Re-attending between 3 & 9 months - Children	195	383	50.9%	61.6%	62.3%	59.8%
% of FP17s for the same patient ID Re-attending between 3 & 9 months - Adults	449	1,285	34.9%	52.9%	53.3%	52.1%
% of FP17s for Band 1 Urgent Courses	171	1,348	12.7%	9.3%	9.7%	9.2%
% of FP17s Relating to Free Repair or Replacements	2	1,348	0.1%	0.5%	0.6%	0.7%
% of FP17s Relating to Continuations	36	1,348	2.7%	0.7%	0.8%	0.8%
% of Patients satisfied with the dentistry they have received	1	1	N/A	93.6%	93.4%	93.4%
% of Patients satisfied with the time they had to wait for an appointment	0	1	N/A	89.3%	86.8%	87.6%

* This is based on patients treated on this contract for their most recent course of treatment. Figures in italics indicate the base number of FP17s or Patient Questionnaire responses are less than 100. N/A is shown where the base number of responses is less than 10 during the period. % is calculated as Quantity/Base number*100

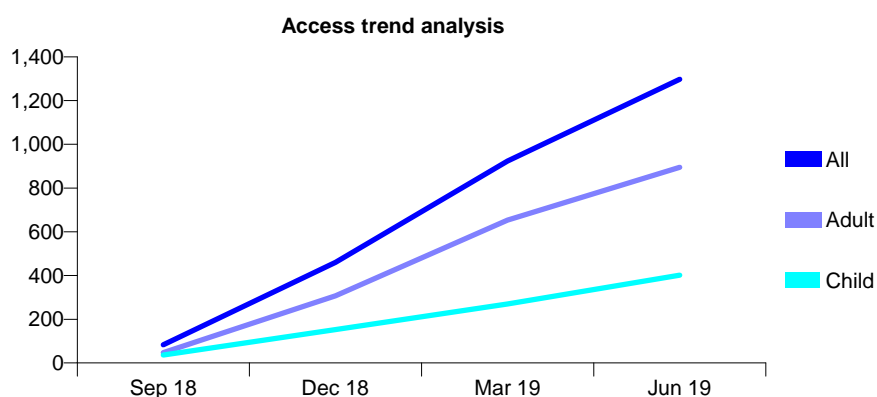
Q68 - Vital Signs At a Glance Contract Report for 100864/0000 - June 2019

Name or company name	Mr A Vaidya and Mrs S Vaidya
Contract type name	GDS Contract
Purpose of contract	General
Contract start date	01/09/2018
Contract end date	

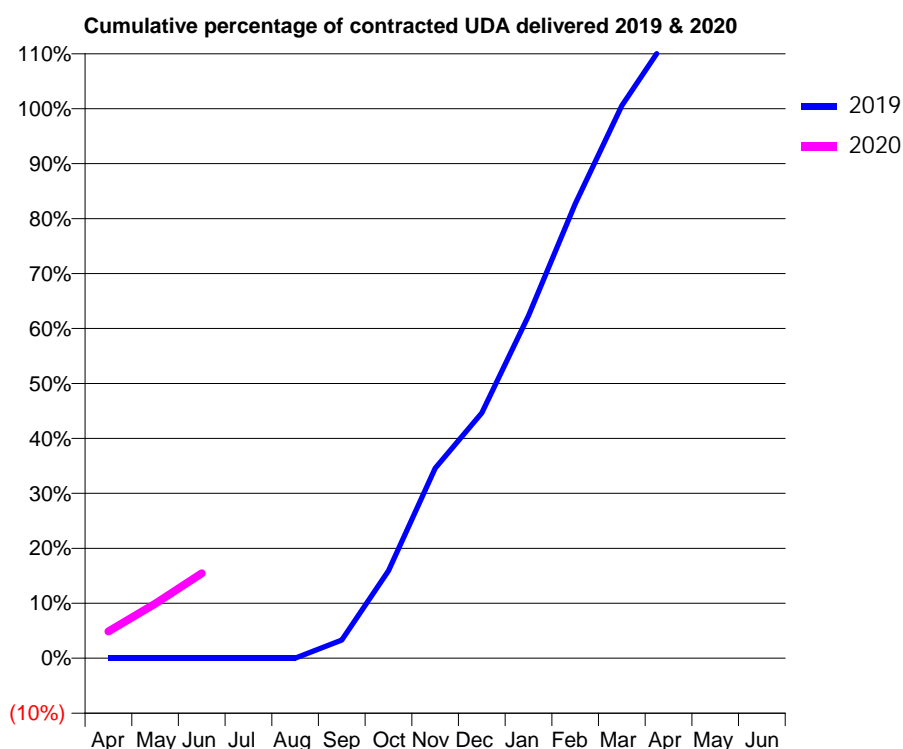
19/20 Contracted general activity (UDA)	3,000
Carry forward general activity (UDA)	0
19/20 Contracted orthodontic activity (UOA)	0
Carry forward orthodontic activity (UOA)	0
Baseline contract value	£82,860.00

ACCESS*

Patients seen in 24 months	Total	Change since previous quarter
Quarter ending June 2018	0	
Quarter ending September 2018	83	↑
Quarter ending December 2018	460	↑
Quarter ending March 2019	923	↑
Quarter ending June 2019	1,297	↑
Variance since June 2018	N/A	



ACTIVITY



Month	Adjusted Scheduled Activity (UDA)	
	2019	2020
April	0	146
May	0	297
June	0	463
July	0	
August	0	
September	33	
October	159	
November	346	
December	446	
January	623	
February	827	
March	1,005	
April	1,132	
May	1,132	
June	1,132	

QUALITY

	Quantity	Base Number	Contract	AT	Region	England
% of FP17s for the same patient ID Re-attending within 3 months - Children	7	190	3.7%	8.9%	10.6%	11.4%
% of FP17s for the same patient ID Re-attending within 3 months - Adults	47	396	11.9%	14.9%	15.2%	15.4%
% of FP17s for the same patient ID Re-attending between 3 & 9 months - Children	54	190	28.4%	61.6%	62.3%	59.8%
% of FP17s for the same patient ID Re-attending between 3 & 9 months - Adults	61	396	15.4%	52.9%	53.3%	52.1%
% of FP17s for Band 1 Urgent Courses	22	251	8.8%	9.3%	9.7%	9.2%
% of FP17s Relating to Free Repair or Replacements	0	251	0.0%	0.5%	0.6%	0.7%
% of FP17s Relating to Continuations	3	251	1.2%	0.7%	0.8%	0.8%
% of Patients satisfied with the dentistry they have received	0	0	N/A	93.6%	93.4%	93.4%
% of Patients satisfied with the time they had to wait for an appointment	0	0	N/A	89.3%	86.8%	87.6%

* This is based on patients treated on this contract for their most recent course of treatment.

Figures in italics indicate the base number of FP17s or Patient Questionnaire responses are less than 100. N/A is shown where the base number of responses is less than 10 during the period. % is calculated as Quantity/Base number*100


Q68 - Vital Signs At a Glance Contract Report for 101202/0000 - June 2019

Name or company name	D & S Dental Practice Limited
Contract type name	GDS Contract
Purpose of contract	General
Contract start date	01/05/2019
Contract end date	

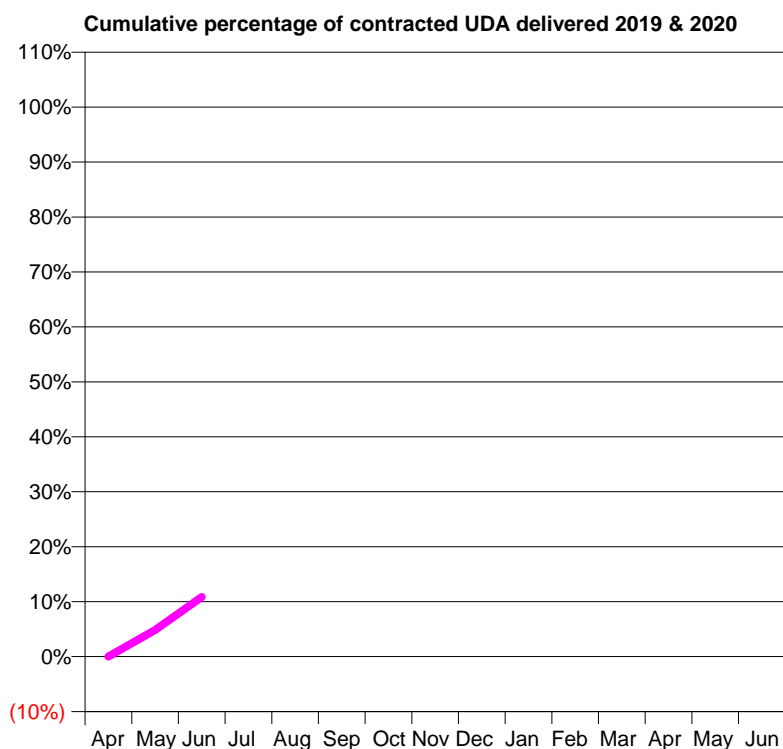
19/20 Contracted general activity (UDA)	22,477
Carry forward general activity (UDA)	0
19/20 Contracted orthodontic activity (UOA)	0
Carry forward orthodontic activity (UOA)	0
Baseline contract value	£519,794.76

ACCESS*

Patients seen in 24 months	Total	Change since previous quarter
Quarter ending June 2018	0	
Quarter ending September 2018	0	
Quarter ending December 2018	0	
Quarter ending March 2019	0	
Quarter ending June 2019	1,715	↑
Variance since June 2018	N/A	



ACTIVITY



Month	Adjusted Scheduled Activity (UDA)	
	2019	2020
April	0	0
May	0	1,094
June	0	2,440
July	0	
August	0	
September	0	
October	0	
November	0	
December	0	
January	0	
February	0	
March	0	
April	0	
May	0	
June	0	

QUALITY

	Quantity	Base Number	Contract	AT	Region	England
% of FP17s for the same patient ID Re-attending within 3 months - Children	0	250	0.0%	8.9%	10.6%	11.4%
% of FP17s for the same patient ID Re-attending within 3 months - Adults	31	1,177	2.6%	14.9%	15.2%	15.4%
% of FP17s for the same patient ID Re-attending between 3 & 9 months - Children	0	250	0.0%	61.6%	62.3%	59.8%
% of FP17s for the same patient ID Re-attending between 3 & 9 months - Adults	0	1,177	0.0%	52.9%	53.3%	52.1%
% of FP17s for Band 1 Urgent Courses	117	1,427	8.2%	9.3%	9.7%	9.2%
% of FP17s Relating to Free Repair or Replacements	11	1,427	0.8%	0.5%	0.6%	0.7%
% of FP17s Relating to Continuations	1	1,427	0.1%	0.7%	0.8%	0.8%
% of Patients satisfied with the dentistry they have received	1	1	N/A	93.6%	93.4%	93.4%
% of Patients satisfied with the time they had to wait for an appointment	1	1	N/A	89.3%	86.8%	87.6%

* This is based on patients treated on this contract for their most recent course of treatment. Figures in italics indicate the base number of FP17s or Patient Questionnaire responses are less than 100. N/A is shown where the base number of responses is less than 10 during the period. % is calculated as Quantity/Base number*100

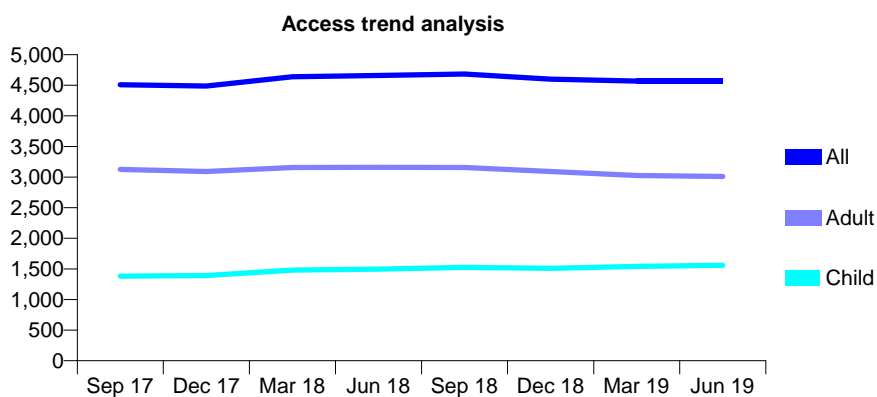
Q68 - Vital Signs At a Glance Contract Report for 101281/0028 - June 2019

Name or company name	OASIS DENTAL CARE LTD
Contract type name	GDS Contract
Purpose of contract	General
Contract start date	01/04/2006
Contract end date	

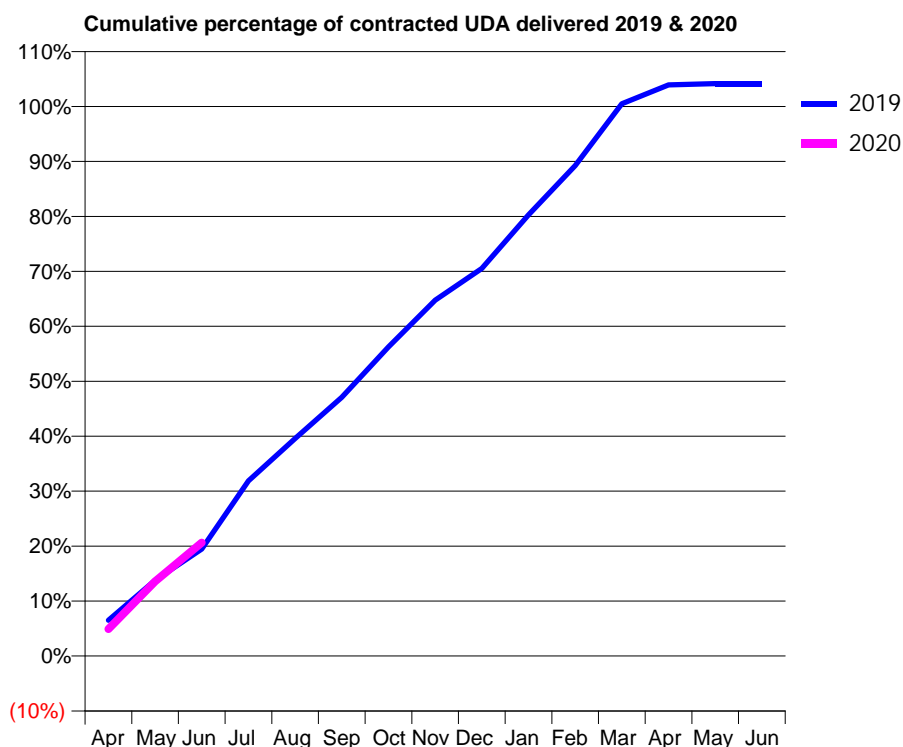
19/20 Contracted general activity (UDA)	11,520
Carry forward general activity (UDA)	0
19/20 Contracted orthodontic activity (UOA)	0
Carry forward orthodontic activity (UOA)	0
Baseline contract value	£279,317.12

ACCESS*

Patients seen in 24 months	Total	Change since previous quarter
Quarter ending June 2018	4,658	
Quarter ending September 2018	4,682	→
Quarter ending December 2018	4,600	↓
Quarter ending March 2019	4,567	→
Quarter ending June 2019	4,567	→
Variance since June 2018	(2.0%)	↓



ACTIVITY



Month	Adjusted Scheduled Activity (UDA)	
	2019	2020
April	751	567
May	1,588	1,564
June	2,244	2,377
July	3,673	
August	4,561	
September	5,424	
October	6,483	
November	7,459	
December	8,122	
January	9,249	
February	10,280	
March	11,576	
April	11,971	
May	11,997	
June	12,000	

QUALITY

	Quantity	Base Number	Contract	AT	Region	England
% of FP17s for the same patient ID Re-attending within 3 months - Children	54	631	8.6%	8.9%	10.6%	11.4%
% of FP17s for the same patient ID Re-attending within 3 months - Adults	137	1,054	13.0%	14.9%	15.2%	15.4%
% of FP17s for the same patient ID Re-attending between 3 & 9 months - Children	394	631	62.4%	61.6%	62.3%	59.8%
% of FP17s for the same patient ID Re-attending between 3 & 9 months - Adults	605	1,054	57.4%	52.9%	53.3%	52.1%
% of FP17s for Band 1 Urgent Courses	113	1,467	7.7%	9.3%	9.7%	9.2%
% of FP17s Relating to Free Repair or Replacements	6	1,467	0.4%	0.5%	0.6%	0.7%
% of FP17s Relating to Continuations	0	1,467	0.0%	0.7%	0.8%	0.8%
% of Patients satisfied with the dentistry they have received	3	3	N/A	93.6%	93.4%	93.4%
% of Patients satisfied with the time they had to wait for an appointment	3	3	N/A	89.3%	86.8%	87.6%

* This is based on patients treated on this contract for their most recent course of treatment. Figures in italics indicate the base number of FP17s or Patient Questionnaire responses are less than 100. N/A is shown where the base number of responses is less than 10 during the period. % is calculated as Quantity/Base number*100

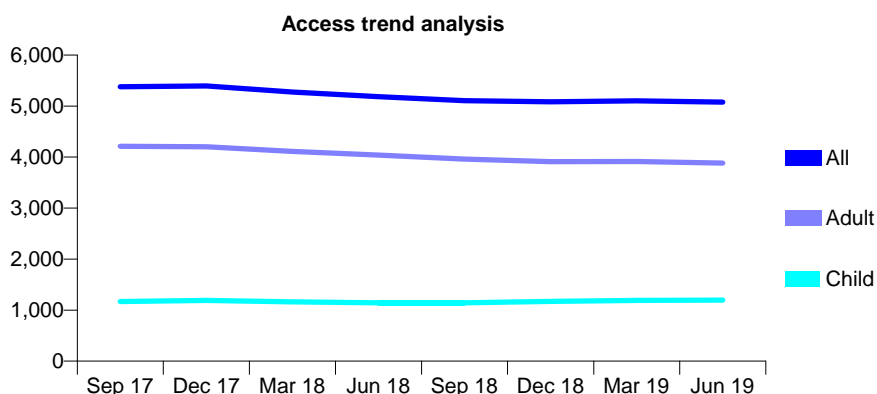
Q68 - Vital Signs At a Glance Contract Report for 101281/0040 - June 2019

Name or company name	OASIS DENTAL CARE LTD
Contract type name	GDS Contract
Purpose of contract	General
Contract start date	01/04/2006
Contract end date	

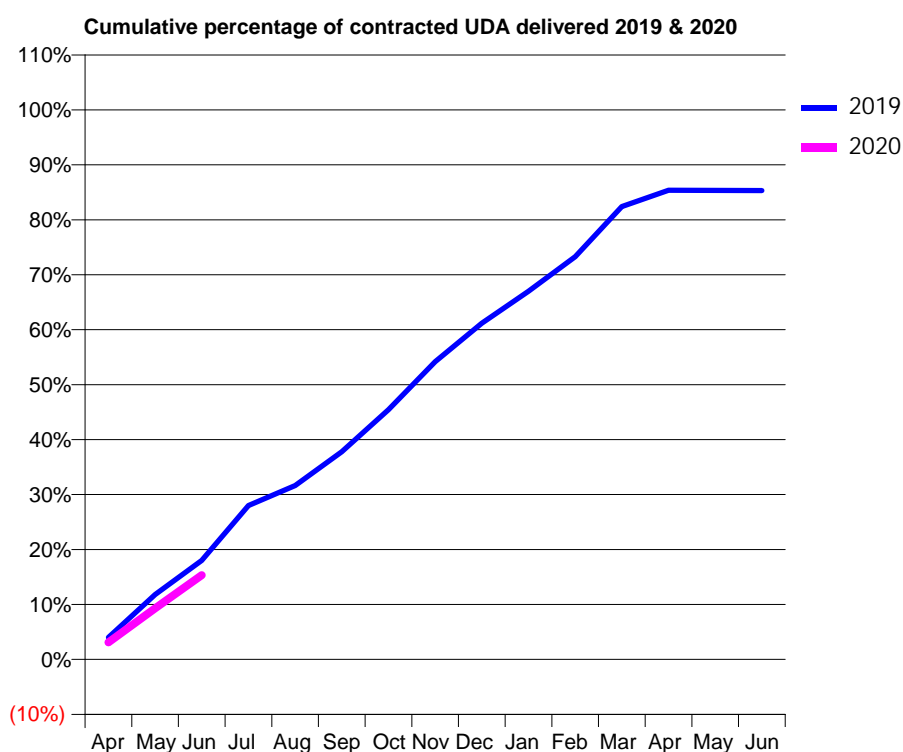
19/20 Contracted general activity (UDA)	16,400
Carry forward general activity (UDA)	0
19/20 Contracted orthodontic activity (UOA)	0
Carry forward orthodontic activity (UOA)	0
Baseline contract value	£421,032.99

ACCESS*

Patients seen in 24 months	Total	Change since previous quarter
Quarter ending June 2018	5,182	
Quarter ending September 2018	5,105	↓
Quarter ending December 2018	5,083	→
Quarter ending March 2019	5,103	→
Quarter ending June 2019	5,078	→
Variance since June 2018	(2.0%)	↓



ACTIVITY



Month	2019	2020
April	660	508
May	1,935	1,527
June	2,957	2,517
July	4,595	
August	5,193	
September	6,200	
October	7,454	
November	8,886	
December	10,031	
January	10,986	
February	12,017	
March	13,513	
April	13,999	
May	13,994	
June	13,991	

QUALITY

	Quantity	Base Number	Contract	AT	Region	England
% of FP17s for the same patient ID Re-attending within 3 months - Children	30	414	7.2%	8.9%	10.6%	11.4%
% of FP17s for the same patient ID Re-attending within 3 months - Adults	201	1,195	16.8%	14.9%	15.2%	15.4%
% of FP17s for the same patient ID Re-attending between 3 & 9 months - Children	292	414	70.5%	61.6%	62.3%	59.8%
% of FP17s for the same patient ID Re-attending between 3 & 9 months - Adults	531	1,195	44.4%	52.9%	53.3%	52.1%
% of FP17s for Band 1 Urgent Courses	205	1,369	15.0%	9.3%	9.7%	9.2%
% of FP17s Relating to Free Repair or Replacements	26	1,369	1.9%	0.5%	0.6%	0.7%
% of FP17s Relating to Continuations	0	1,369	0.0%	0.7%	0.8%	0.8%
% of Patients satisfied with the dentistry they have received	1	1	N/A	93.6%	93.4%	93.4%
% of Patients satisfied with the time they had to wait for an appointment	1	1	N/A	89.3%	86.8%	87.6%

* This is based on patients treated on this contract for their most recent course of treatment. Figures in italics indicate the base number of FP17s or Patient Questionnaire responses are less than 100. N/A is shown where the base number of responses is less than 10 during the period. % is calculated as Quantity/Base number*100

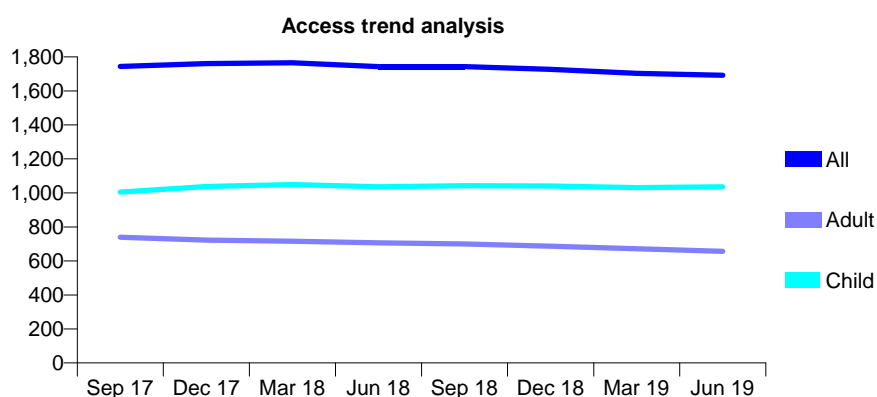
Q68 - Vital Signs At a Glance Contract Report for 101281/0056 - June 2019

Name or company name	OASIS DENTAL CARE LTD
Contract type name	GDS Contract
Purpose of contract	General
Contract start date	01/04/2006
Contract end date	

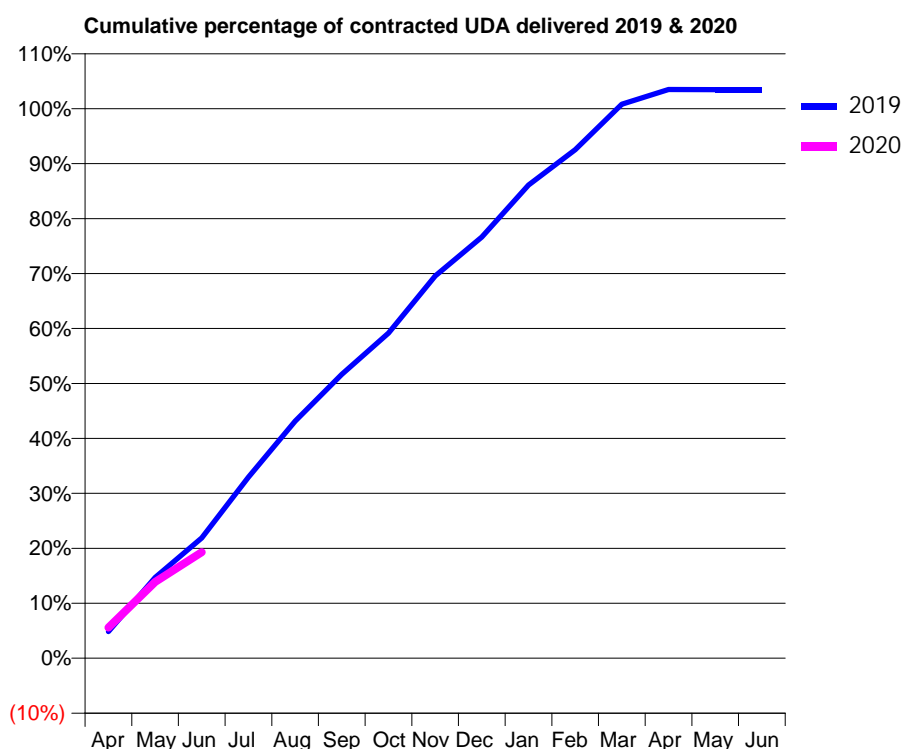
19/20 Contracted general activity (UDA)	3,474
Carry forward general activity (UDA)	0
19/20 Contracted orthodontic activity (UOA)	0
Carry forward orthodontic activity (UOA)	0
Baseline contract value	£85,281.93

ACCESS*

Patients seen in 24 months	Total	Change since previous quarter
Quarter ending June 2018	1,742	
Quarter ending September 2018	1,742	→
Quarter ending December 2018	1,727	→
Quarter ending March 2019	1,703	↓
Quarter ending June 2019	1,692	→
Variance since June 2018	(2.9%)	↓



ACTIVITY



Month	2019	2020
April	168	194
May	511	482
June	760	671
July	1,146	
August	1,499	
September	1,794	
October	2,055	
November	2,416	
December	2,662	
January	2,991	
February	3,215	
March	3,501	
April	3,595	
May	3,594	
June	3,594	

QUALITY

	Quantity	Base Number	Contract	AT	Region	England
% of FP17s for the same patient ID Re-attending within 3 months - Children	28	336	8.3%	8.9%	10.6%	11.4%
% of FP17s for the same patient ID Re-attending within 3 months - Adults	22	167	13.2%	14.9%	15.2%	15.4%
% of FP17s for the same patient ID Re-attending between 3 & 9 months - Children	189	336	56.3%	61.6%	62.3%	59.8%
% of FP17s for the same patient ID Re-attending between 3 & 9 months - Adults	73	167	43.7%	52.9%	53.3%	52.1%
% of FP17s for Band 1 Urgent Courses	28	436	6.4%	9.3%	9.7%	9.2%
% of FP17s Relating to Free Repair or Replacements	1	436	0.2%	0.5%	0.6%	0.7%
% of FP17s Relating to Continuations	6	436	1.4%	0.7%	0.8%	0.8%
% of Patients satisfied with the dentistry they have received	1	1	N/A	93.6%	93.4%	93.4%
% of Patients satisfied with the time they had to wait for an appointment	0	1	N/A	89.3%	86.8%	87.6%

* This is based on patients treated on this contract for their most recent course of treatment. Figures in italics indicate the base number of FP17s or Patient Questionnaire responses are less than 100. N/A is shown where the base number of responses is less than 10 during the period. % is calculated as Quantity/Base number*100

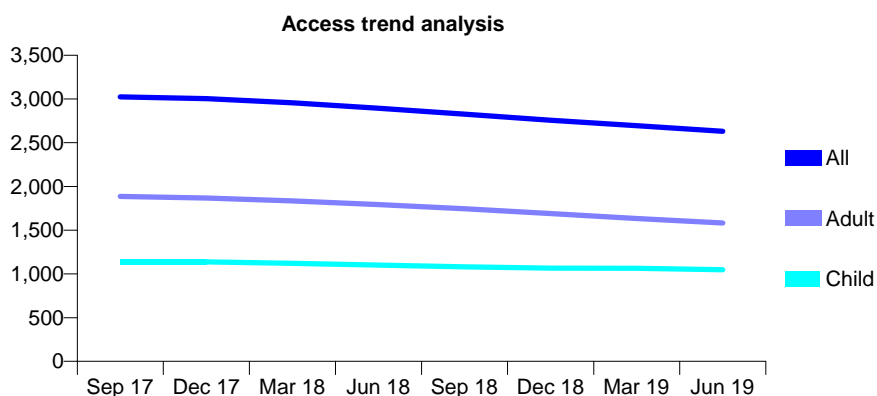
Q68 - Vital Signs At a Glance Contract Report for 101281/0057 - June 2019

Name or company name	OASIS DENTAL CARE LTD
Contract type name	GDS Contract
Purpose of contract	General
Contract start date	01/04/2006
Contract end date	

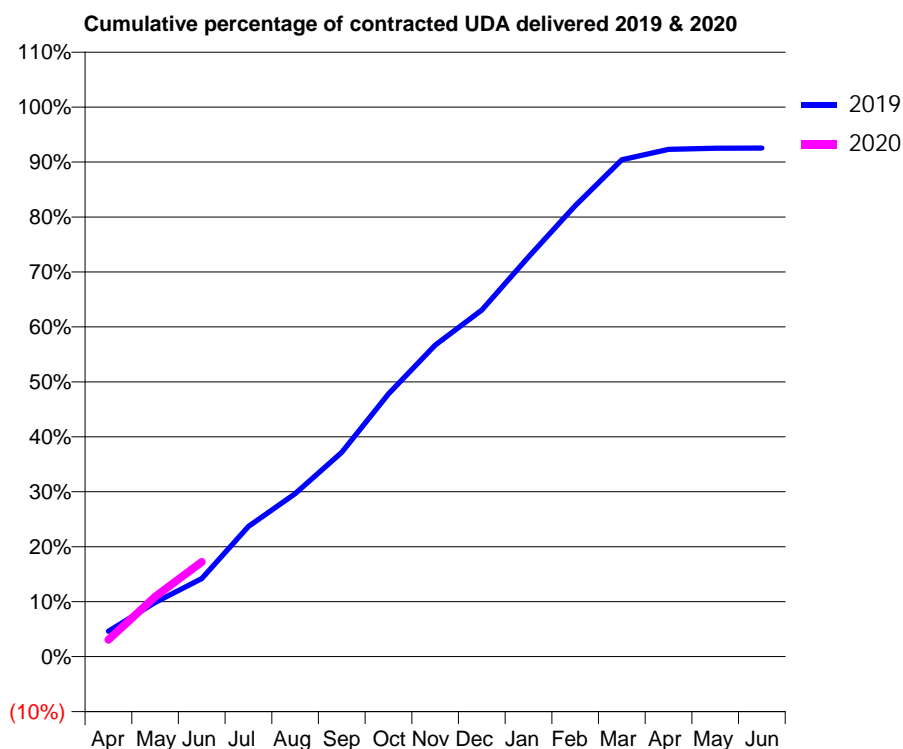
19/20 Contracted general activity (UDA)	7,181
Carry forward general activity (UDA)	0
19/20 Contracted orthodontic activity (UOA)	0
Carry forward orthodontic activity (UOA)	0
Baseline contract value	£184,109.87

ACCESS*

Patients seen in 24 months	Total	Change since previous quarter
Quarter ending June 2018	2,894	
Quarter ending September 2018	2,827	↓
Quarter ending December 2018	2,756	↓
Quarter ending March 2019	2,696	↓
Quarter ending June 2019	2,631	↓
Variance since June 2018	(9.1%)	↓



ACTIVITY



Month	Adjusted Scheduled Activity (UDA)	
	2019	2020
April	320	221
May	684	784
June	985	1,237
July	1,642	
August	2,057	
September	2,576	
October	3,313	
November	3,929	
December	4,370	
January	5,042	
February	5,687	
March	6,266	
April	6,398	
May	6,413	
June	6,414	

QUALITY

	Quantity	Base Number	Contract	AT	Region	England
% of FP17s for the same patient ID Re-attending within 3 months - Children	12	339	3.5%	8.9%	10.6%	11.4%
% of FP17s for the same patient ID Re-attending within 3 months - Adults	50	462	10.8%	14.9%	15.2%	15.4%
% of FP17s for the same patient ID Re-attending between 3 & 9 months - Children	224	339	66.1%	61.6%	62.3%	59.8%
% of FP17s for the same patient ID Re-attending between 3 & 9 months - Adults	288	462	62.3%	52.9%	53.3%	52.1%
% of FP17s for Band 1 Urgent Courses	56	703	8.0%	9.3%	9.7%	9.2%
% of FP17s Relating to Free Repair or Replacements	4	703	0.6%	0.5%	0.6%	0.7%
% of FP17s Relating to Continuations	1	703	0.1%	0.7%	0.8%	0.8%
% of Patients satisfied with the dentistry they have received	0	0	N/A	93.6%	93.4%	93.4%
% of Patients satisfied with the time they had to wait for an appointment	0	0	N/A	89.3%	86.8%	87.6%

* This is based on patients treated on this contract for their most recent course of treatment. Figures in italics indicate the base number of FP17s or Patient Questionnaire responses are less than 100. N/A is shown where the base number of responses is less than 10 during the period. % is calculated as Quantity/Base number*100

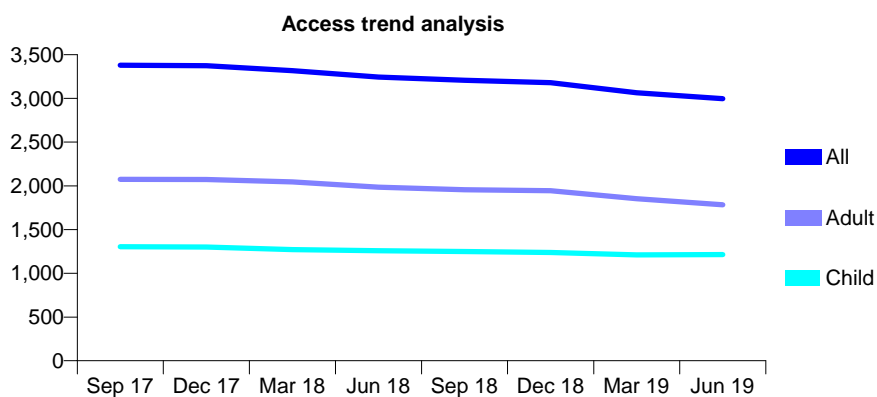
Q68 - Vital Signs At a Glance Contract Report for 101281/0090 - June 2019

Name or company name	OASIS DENTAL CARE LTD
Contract type name	GDS Contract
Purpose of contract	General
Contract start date	01/04/2006
Contract end date	

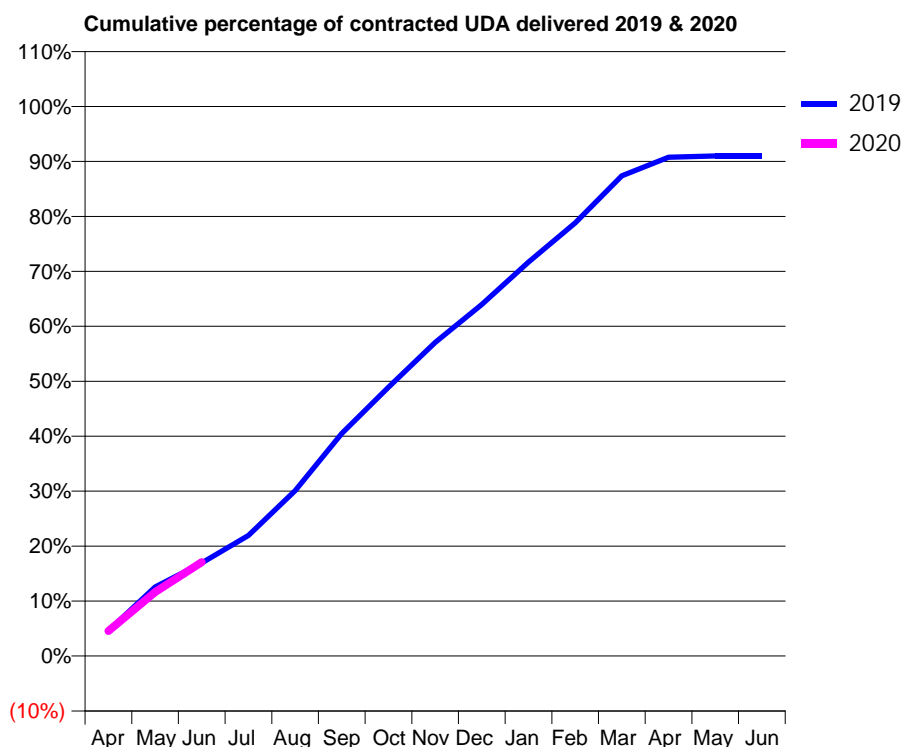
19/20 Contracted general activity (UDA)	7,650
Carry forward general activity (UDA)	0
19/20 Contracted orthodontic activity (UOA)	0
Carry forward orthodontic activity (UOA)	0
Baseline contract value	£199,893.90

ACCESS*

Patients seen in 24 months	Total	Change since previous quarter
Quarter ending June 2018	3,243	
Quarter ending September 2018	3,206	↓
Quarter ending December 2018	3,181	→
Quarter ending March 2019	3,064	↓
Quarter ending June 2019	2,998	↓
Variance since June 2018	(7.6%)	↓



ACTIVITY



Month	Adjusted Scheduled Activity (UDA)	
	2019	2020
April	353	350
May	963	891
June	1,294	1,308
July	1,679	
August	2,303	
September	3,098	
October	3,741	
November	4,365	
December	4,895	
January	5,485	
February	6,030	
March	6,684	
April	6,945	
May	6,961	
June	6,961	

QUALITY

	Quantity	Base Number	Contract	AT	Region	England
% of FP17s for the same patient ID Re-attending within 3 months - Children	30	422	7.1%	8.9%	10.6%	11.4%
% of FP17s for the same patient ID Re-attending within 3 months - Adults	79	503	15.7%	14.9%	15.2%	15.4%
% of FP17s for the same patient ID Re-attending between 3 & 9 months - Children	247	422	58.5%	61.6%	62.3%	59.8%
% of FP17s for the same patient ID Re-attending between 3 & 9 months - Adults	292	503	58.1%	52.9%	53.3%	52.1%
% of FP17s for Band 1 Urgent Courses	63	787	8.0%	9.3%	9.7%	9.2%
% of FP17s Relating to Free Repair or Replacements	1	787	0.1%	0.5%	0.6%	0.7%
% of FP17s Relating to Continuations	14	787	1.8%	0.7%	0.8%	0.8%
% of Patients satisfied with the dentistry they have received	0	0	N/A	93.6%	93.4%	93.4%
% of Patients satisfied with the time they had to wait for an appointment	0	0	N/A	89.3%	86.8%	87.6%

* This is based on patients treated on this contract for their most recent course of treatment. Figures in italics indicate the base number of FP17s or Patient Questionnaire responses are less than 100. N/A is shown where the base number of responses is less than 10 during the period. % is calculated as Quantity/Base number*100

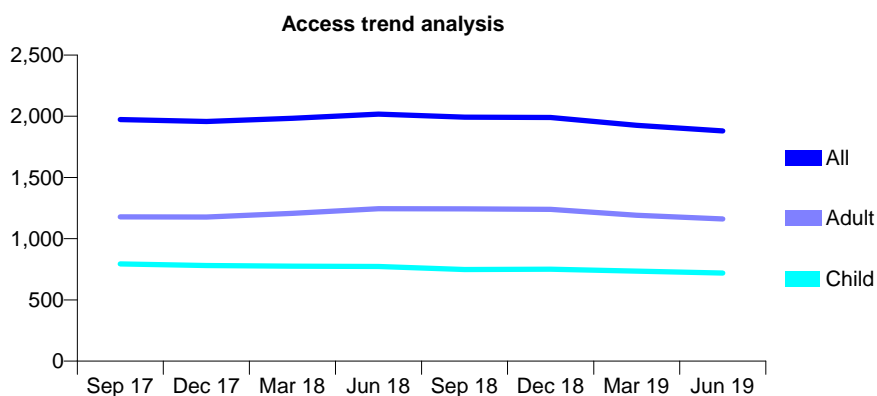
Q68 - Vital Signs At a Glance Contract Report for 101281/0123 - June 2019

Name or company name	OASIS DENTAL CARE LTD
Contract type name	GDS Contract
Purpose of contract	General
Contract start date	01/04/2006
Contract end date	

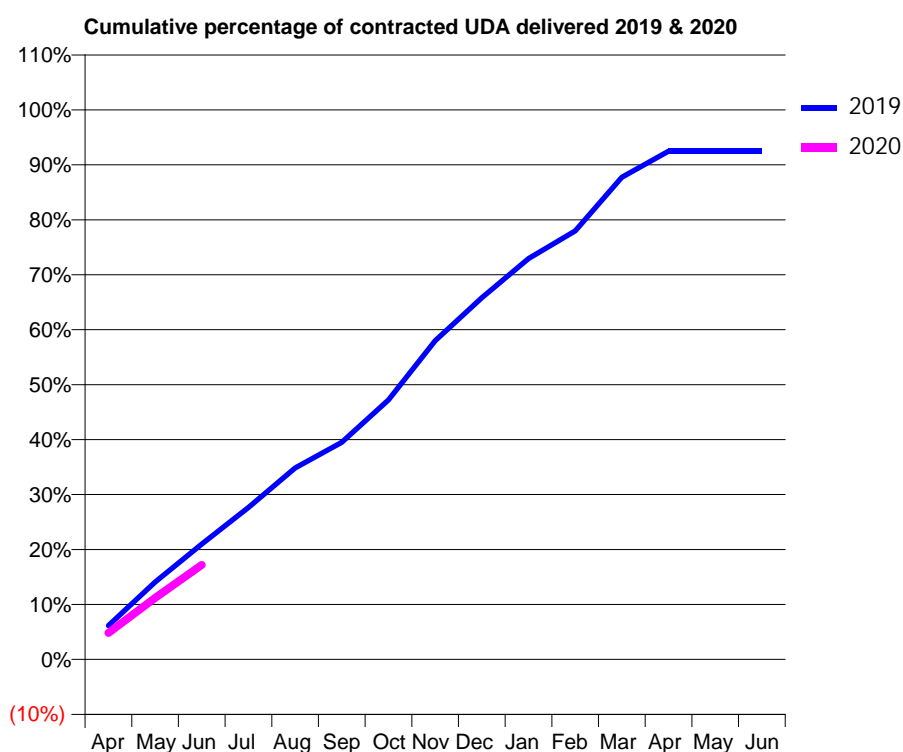
19/20 Contracted general activity (UDA)	5,664
Carry forward general activity (UDA)	0
19/20 Contracted orthodontic activity (UOA)	0
Carry forward orthodontic activity (UOA)	0
Baseline contract value	£127,080.74

ACCESS*

Patients seen in 24 months	Total	Change since previous quarter
Quarter ending June 2018	2,018	
Quarter ending September 2018	1,993	↓
Quarter ending December 2018	1,991	→
Quarter ending March 2019	1,927	↓
Quarter ending June 2019	1,881	↓
Variance since June 2018	(6.8%)	↓



ACTIVITY



Month	2019	2020
April	350	272
May	798	634
June	1,189	974
July	1,567	
August	1,975	
September	2,238	
October	2,674	
November	3,285	
December	3,726	
January	4,131	
February	4,417	
March	4,969	
April	5,238	
May	5,238	
June	5,238	

QUALITY

	Quantity	Base Number	Contract	AT	Region	England
% of FP17s for the same patient ID Re-attending within 3 months - Children	9	253	3.6%	8.9%	10.6%	11.4%
% of FP17s for the same patient ID Re-attending within 3 months - Adults	52	363	14.3%	14.9%	15.2%	15.4%
% of FP17s for the same patient ID Re-attending between 3 & 9 months - Children	179	253	70.8%	61.6%	62.3%	59.8%
% of FP17s for the same patient ID Re-attending between 3 & 9 months - Adults	234	363	64.5%	52.9%	53.3%	52.1%
% of FP17s for Band 1 Urgent Courses	25	522	4.8%	9.3%	9.7%	9.2%
% of FP17s Relating to Free Repair or Replacements	3	522	0.6%	0.5%	0.6%	0.7%
% of FP17s Relating to Continuations	5	522	1.0%	0.7%	0.8%	0.8%
% of Patients satisfied with the dentistry they have received	0	0	N/A	93.6%	93.4%	93.4%
% of Patients satisfied with the time they had to wait for an appointment	0	0	N/A	89.3%	86.8%	87.6%

* This is based on patients treated on this contract for their most recent course of treatment. Figures in italics indicate the base number of FP17s or Patient Questionnaire responses are less than 100. N/A is shown where the base number of responses is less than 10 during the period. % is calculated as Quantity/Base number*100

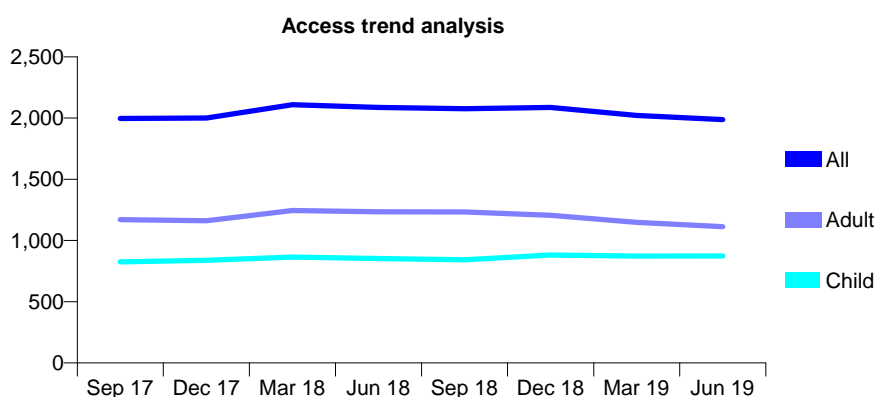
Q68 - Vital Signs At a Glance Contract Report for 101281/0137 - June 2019

Name or company name	OASIS DENTAL CARE LTD
Contract type name	GDS Contract
Purpose of contract	General
Contract start date	01/04/2006
Contract end date	

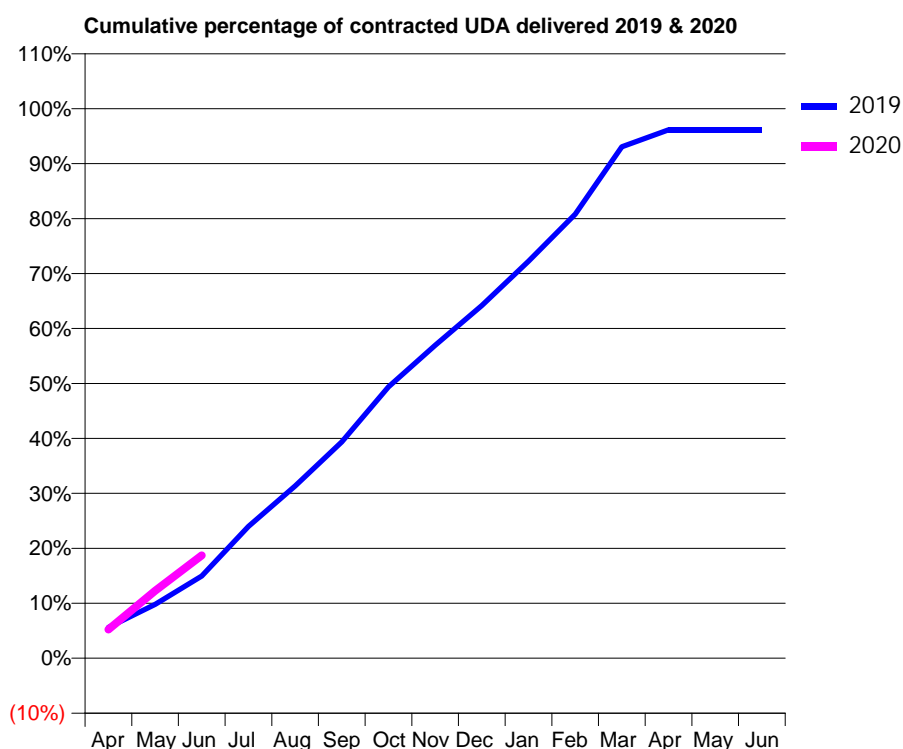
19/20 Contracted general activity (UDA)	6,000
Carry forward general activity (UDA)	0
19/20 Contracted orthodontic activity (UOA)	0
Carry forward orthodontic activity (UOA)	0
Baseline contract value	£165,031.08

ACCESS*

Patients seen in 24 months	Total	Change since previous quarter
Quarter ending June 2018	2,087	
Quarter ending September 2018	2,077	→
Quarter ending December 2018	2,087	→
Quarter ending March 2019	2,021	↓
Quarter ending June 2019	1,987	↓
Variance since June 2018	(4.8%)	↓



ACTIVITY



Month	2019	2020
April	337	314
May	587	737
June	898	1,124
July	1,440	
August	1,880	
September	2,362	
October	2,962	
November	3,416	
December	3,851	
January	4,334	
February	4,848	
March	5,583	
April	5,768	
May	5,769	
June	5,770	

QUALITY

	Quantity	Base Number	Contract	AT	Region	England
% of FP17s for the same patient ID Re-attending within 3 months - Children	25	370	6.8%	8.9%	10.6%	11.4%
% of FP17s for the same patient ID Re-attending within 3 months - Adults	59	327	18.0%	14.9%	15.2%	15.4%
% of FP17s for the same patient ID Re-attending between 3 & 9 months - Children	253	370	68.4%	61.6%	62.3%	59.8%
% of FP17s for the same patient ID Re-attending between 3 & 9 months - Adults	209	327	63.9%	52.9%	53.3%	52.1%
% of FP17s for Band 1 Urgent Courses	3	609	0.5%	9.3%	9.7%	9.2%
% of FP17s Relating to Free Repair or Replacements	5	609	0.8%	0.5%	0.6%	0.7%
% of FP17s Relating to Continuations	31	609	5.1%	0.7%	0.8%	0.8%
% of Patients satisfied with the dentistry they have received	0	0	N/A	93.6%	93.4%	93.4%
% of Patients satisfied with the time they had to wait for an appointment	0	0	N/A	89.3%	86.8%	87.6%

* This is based on patients treated on this contract for their most recent course of treatment.

Figures in italics indicate the base number of FP17s or Patient Questionnaire responses are less than 100. N/A is shown where the base number of responses is less than 10 during the period. % is calculated as Quantity/Base number*100

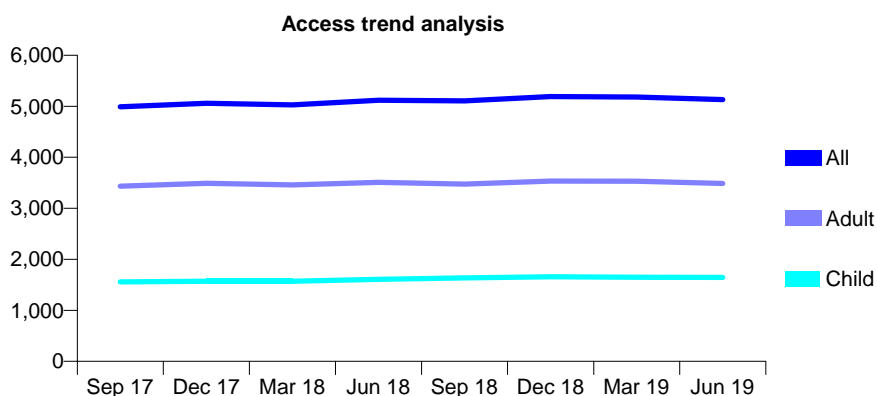
Q68 - Vital Signs At a Glance Contract Report for 101281/0140 - June 2019

Name or company name	OASIS DENTAL CARE LTD
Contract type name	GDS Contract
Purpose of contract	General
Contract start date	01/04/2006
Contract end date	

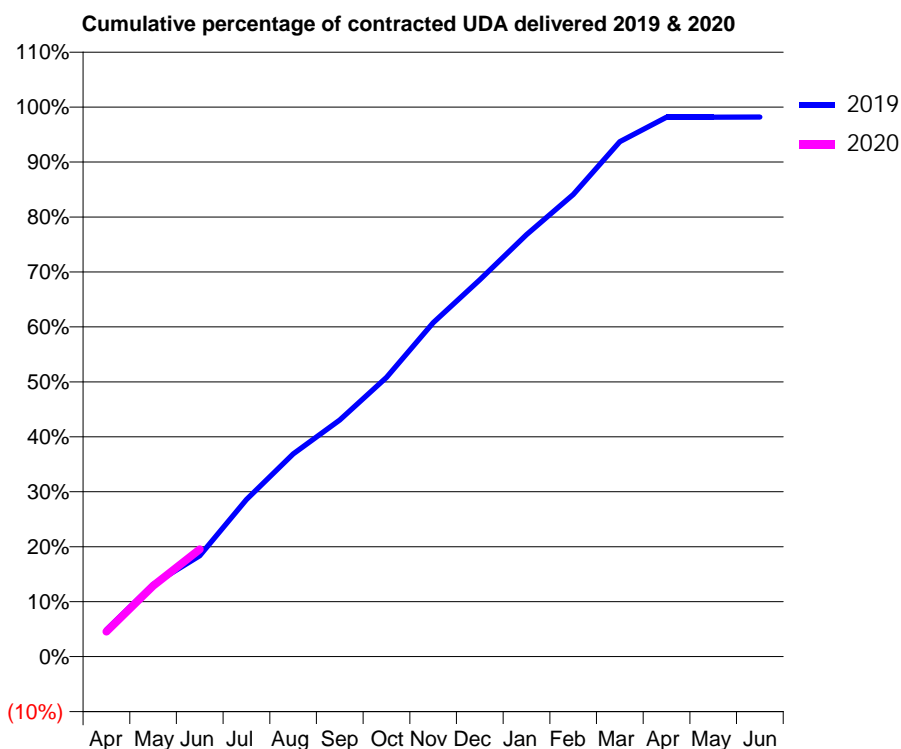
19/20 Contracted general activity (UDA)	13,000
Carry forward general activity (UDA)	0
19/20 Contracted orthodontic activity (UOA)	0
Carry forward orthodontic activity (UOA)	0
Baseline contract value	£315,232.50

ACCESS*

Patients seen in 24 months	Total	Change since previous quarter
Quarter ending June 2018	5,117	
Quarter ending September 2018	5,108	→
Quarter ending December 2018	5,192	→
Quarter ending March 2019	5,181	→
Quarter ending June 2019	5,132	→
Variance since June 2018	0.3%	→



ACTIVITY



Month	Adjusted Scheduled Activity (UDA)	
	2019	2020
April	635	594
May	1,711	1,676
June	2,387	2,537
July	3,717	
August	4,793	
September	5,599	
October	6,603	
November	7,899	
December	8,913	
January	9,981	
February	10,933	
March	12,180	
April	12,760	
May	12,760	
June	12,763	

QUALITY

	Quantity	Base Number	Contract	AT	Region	England
% of FP17s for the same patient ID Re-attending within 3 months - Children	42	650	6.5%	8.9%	10.6%	11.4%
% of FP17s for the same patient ID Re-attending within 3 months - Adults	165	1,098	15.0%	14.9%	15.2%	15.4%
% of FP17s for the same patient ID Re-attending between 3 & 9 months - Children	435	650	66.9%	61.6%	62.3%	59.8%
% of FP17s for the same patient ID Re-attending between 3 & 9 months - Adults	569	1,098	51.8%	52.9%	53.3%	52.1%
% of FP17s for Band 1 Urgent Courses	132	1,540	8.6%	9.3%	9.7%	9.2%
% of FP17s Relating to Free Repair or Replacements	6	1,540	0.4%	0.5%	0.6%	0.7%
% of FP17s Relating to Continuations	24	1,540	1.6%	0.7%	0.8%	0.8%
% of Patients satisfied with the dentistry they have received	1	1	N/A	93.6%	93.4%	93.4%
% of Patients satisfied with the time they had to wait for an appointment	1	1	N/A	89.3%	86.8%	87.6%

* This is based on patients treated on this contract for their most recent course of treatment. Figures in italics indicate the base number of FP17s or Patient Questionnaire responses are less than 100. N/A is shown where the base number of responses is less than 10 during the period. % is calculated as Quantity/Base number*100

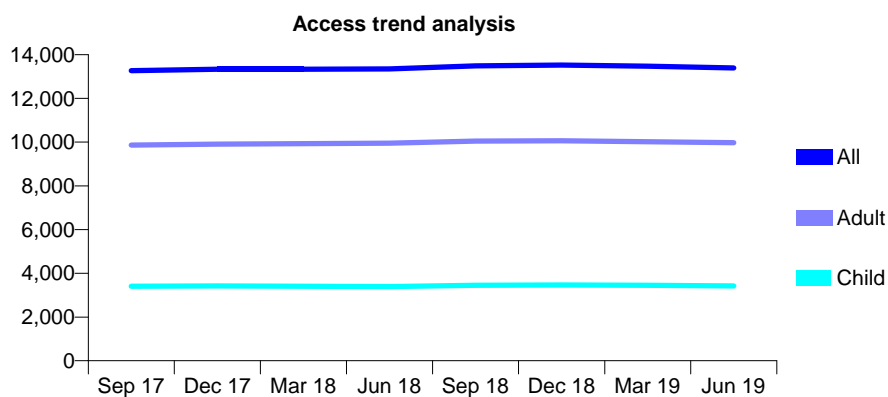
Q68 - Vital Signs At a Glance Contract Report for 101281/0163 - June 2019

Name or company name	OASIS DENTAL CARE LTD
Contract type name	GDS Contract
Purpose of contract	General
Contract start date	01/11/2006
Contract end date	

19/20 Contracted general activity (UDA)	37,431
Carry forward general activity (UDA)	0
19/20 Contracted orthodontic activity (UOA)	0
Carry forward orthodontic activity (UOA)	0
Baseline contract value	£901,493.40

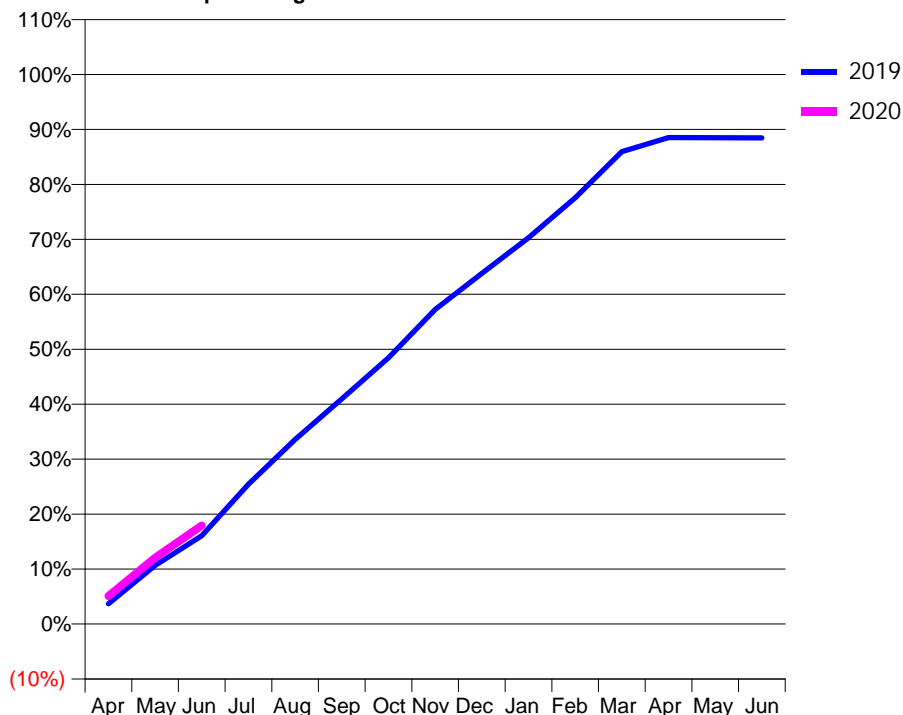
ACCESS*

Patients seen in 24 months	Total	Change since previous quarter
Quarter ending June 2018	13,351	
Quarter ending September 2018	13,491	→
Quarter ending December 2018	13,529	→
Quarter ending March 2019	13,470	→
Quarter ending June 2019	13,393	→
Variance since June 2018	0.3%	→



ACTIVITY

Cumulative percentage of contracted UDA delivered 2019 & 2020



Adjusted Scheduled Activity (UDA)

Month	2019	2020
April	1,383	1,901
May	4,001	4,516
June	6,020	6,707
July	9,522	
August	12,572	
September	15,327	
October	18,138	
November	21,422	
December	23,878	
January	26,314	
February	29,037	
March	32,168	
April	33,135	
May	33,125	
June	33,110	

QUALITY

	Quantity	Base Number	Contract	AT	Region	England
% of FP17s for the same patient ID Re-attending within 3 months - Children	77	1,166	6.6%	8.9%	10.6%	11.4%
% of FP17s for the same patient ID Re-attending within 3 months - Adults	369	2,863	12.9%	14.9%	15.2%	15.4%
% of FP17s for the same patient ID Re-attending between 3 & 9 months - Children	611	1,166	52.4%	61.6%	62.3%	59.8%
% of FP17s for the same patient ID Re-attending between 3 & 9 months - Adults	1,164	2,863	40.7%	52.9%	53.3%	52.1%
% of FP17s for Band 1 Urgent Courses	334	3,550	9.4%	9.3%	9.7%	9.2%
% of FP17s Relating to Free Repair or Replacements	20	3,550	0.6%	0.5%	0.6%	0.7%
% of FP17s Relating to Continuations	7	3,550	0.2%	0.7%	0.8%	0.8%
% of Patients satisfied with the dentistry they have received	7	8	N/A	93.6%	93.4%	93.4%
% of Patients satisfied with the time they had to wait for an appointment	7	8	N/A	89.3%	86.8%	87.6%

* This is based on patients treated on this contract for their most recent course of treatment.

Figures in italics indicate the base number of FP17s or Patient Questionnaire responses are less than 100. N/A is shown where the base number of responses is less than 10 during the period. % is calculated as Quantity/Base number*100

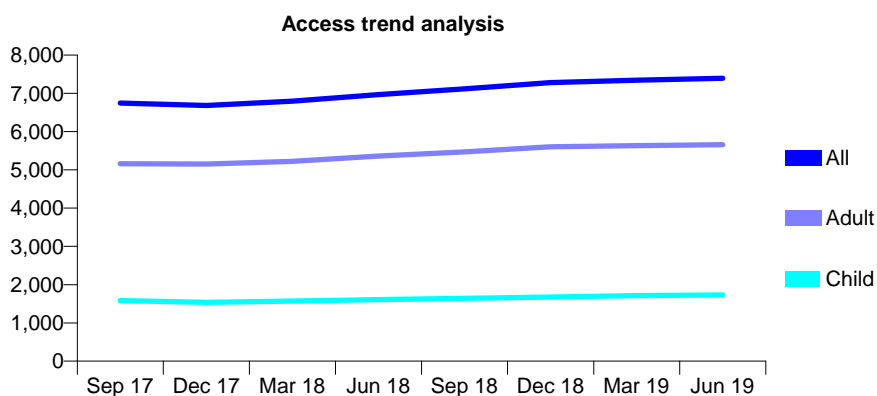
Q68 - Vital Signs At a Glance Contract Report for 101281/0177 - June 2019

Name or company name	OASIS DENTAL CARE LTD
Contract type name	Pilot Contract
Purpose of contract	General
Contract start date	01/03/2008
Contract end date	31/03/2020

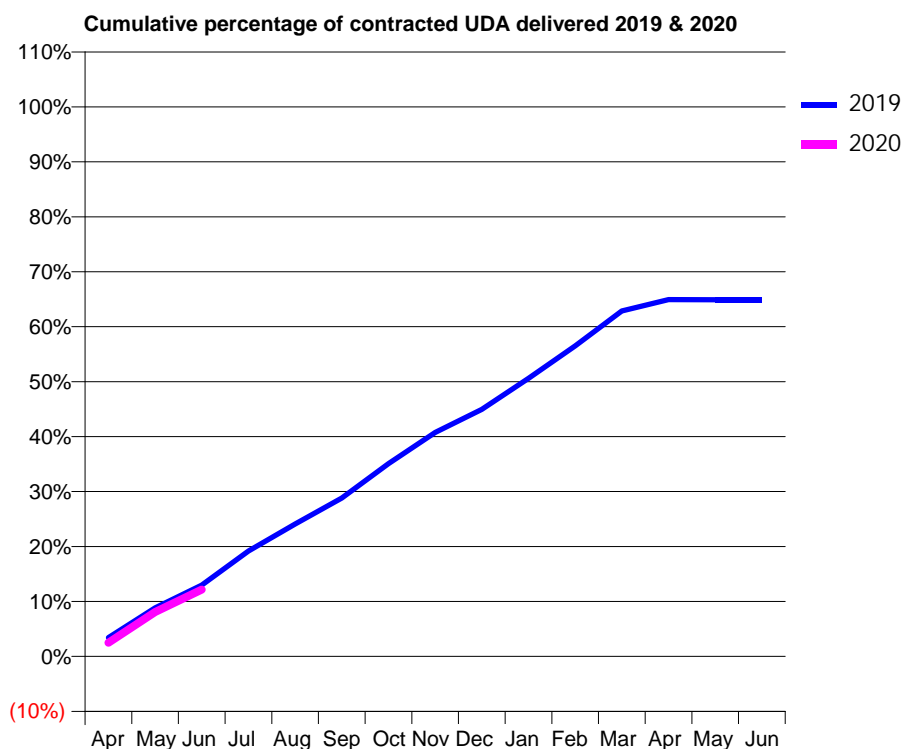
19/20 Contracted general activity (UDA)	25,911
Carry forward general activity (UDA)	0
19/20 Contracted orthodontic activity (UOA)	0
Carry forward orthodontic activity (UOA)	0
Baseline contract value	£676,223.72

ACCESS*

Patients seen in 24 months	Total	Change since previous quarter
Quarter ending June 2018	6,966	
Quarter ending September 2018	7,115	↑
Quarter ending December 2018	7,280	↑
Quarter ending March 2019	7,344	→
Quarter ending June 2019	7,390	→
Variance since June 2018	6.1%	↑



ACTIVITY



Month	2019	2020
April	890	646
May	2,290	2,096
June	3,363	3,152
July	4,969	
August	6,250	
September	7,467	
October	9,089	
November	10,562	
December	11,648	
January	13,112	
February	14,643	
March	16,287	
April	16,820	
May	16,814	
June	16,818	

QUALITY

	Quantity	Base Number	Contract	AT	Region	England
% of FP17s for the same patient ID Re-attending within 3 months - Children	17	482	3.5%	8.9%	10.6%	11.4%
% of FP17s for the same patient ID Re-attending within 3 months - Adults	171	1,447	11.8%	14.9%	15.2%	15.4%
% of FP17s for the same patient ID Re-attending between 3 & 9 months - Children	235	482	48.8%	61.6%	62.3%	59.8%
% of FP17s for the same patient ID Re-attending between 3 & 9 months - Adults	551	1,447	38.1%	52.9%	53.3%	52.1%
% of FP17s for Band 1 Urgent Courses	108	1,594	6.8%	9.3%	9.7%	9.2%
% of FP17s Relating to Free Repair or Replacements	10	1,594	0.6%	0.5%	0.6%	0.7%
% of FP17s Relating to Continuations	12	1,594	0.8%	0.7%	0.8%	0.8%
% of Patients satisfied with the dentistry they have received	1	2	N/A	93.6%	93.4%	93.4%
% of Patients satisfied with the time they had to wait for an appointment	2	2	N/A	89.3%	86.8%	87.6%

* This is based on patients treated on this contract for their most recent course of treatment. Figures in italics indicate the base number of FP17s or Patient Questionnaire responses are less than 100. N/A is shown where the base number of responses is less than 10 during the period. % is calculated as Quantity/Base number*100

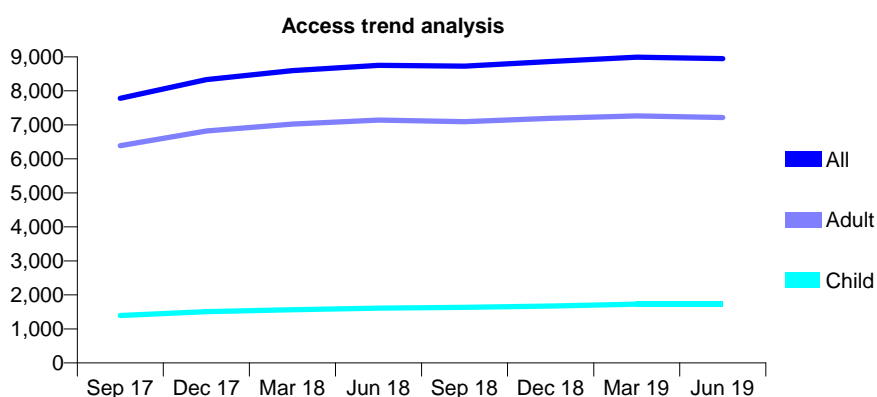
Q68 - Vital Signs At a Glance Contract Report for 101281/0231 - June 2019

Name or company name	OASIS DENTAL CARE LTD
Contract type name	GDS Contract
Purpose of contract	General
Contract start date	01/04/2011
Contract end date	

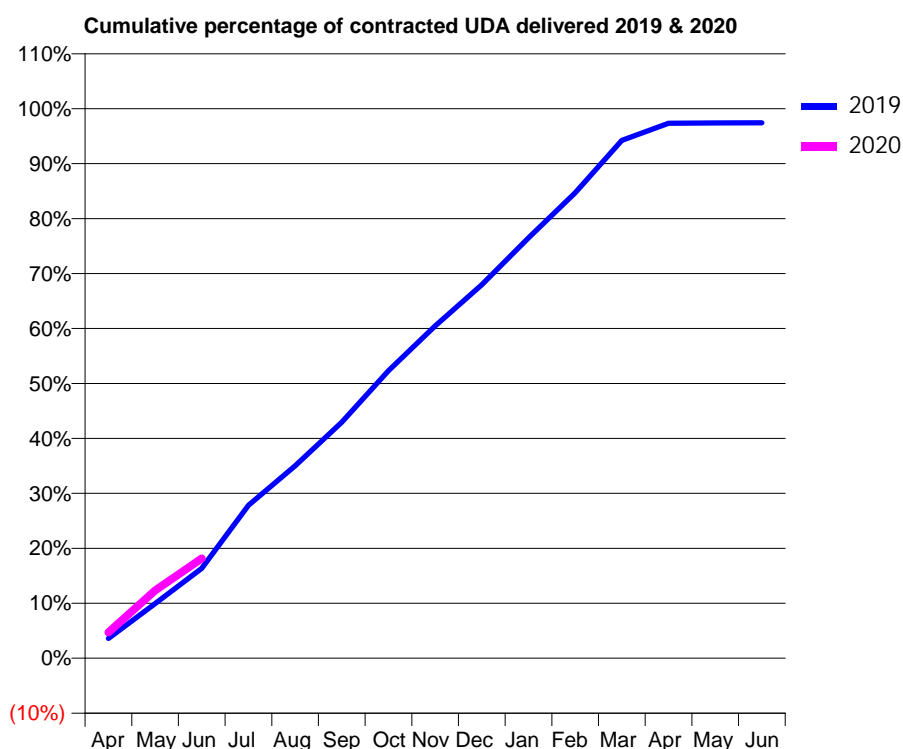
19/20 Contracted general activity (UDA)	26,836
Carry forward general activity (UDA)	0
19/20 Contracted orthodontic activity (UOA)	0
Carry forward orthodontic activity (UOA)	0
Baseline contract value	£708,178.82

ACCESS*

Patients seen in 24 months	Total	Change since previous quarter
Quarter ending June 2018	8,751	
Quarter ending September 2018	8,729	→
Quarter ending December 2018	8,865	→
Quarter ending March 2019	8,992	→
Quarter ending June 2019	8,949	→
Variance since June 2018	2.3%	↑



ACTIVITY



Month	2019	2020
April	967	1,270
May	2,675	3,309
June	4,391	4,877
July	7,466	
August	9,397	
September	11,524	
October	14,036	
November	16,232	
December	18,236	
January	20,523	
February	22,730	
March	25,281	
April	26,123	
May	26,134	
June	26,141	

QUALITY

	Quantity	Base Number	Contract	AT	Region	England
% of FP17s for the same patient ID Re-attending within 3 months - Children	49	563	8.7%	8.9%	10.6%	11.4%
% of FP17s for the same patient ID Re-attending within 3 months - Adults	348	2,186	15.9%	14.9%	15.2%	15.4%
% of FP17s for the same patient ID Re-attending between 3 & 9 months - Children	351	563	62.3%	61.6%	62.3%	59.8%
% of FP17s for the same patient ID Re-attending between 3 & 9 months - Adults	1,225	2,186	56.0%	52.9%	53.3%	52.1%
% of FP17s for Band 1 Urgent Courses	170	2,341	7.3%	9.3%	9.7%	9.2%
% of FP17s Relating to Free Repair or Replacements	44	2,341	1.9%	0.5%	0.6%	0.7%
% of FP17s Relating to Continuations	58	2,341	2.5%	0.7%	0.8%	0.8%
% of Patients satisfied with the dentistry they have received	4	4	N/A	93.6%	93.4%	93.4%
% of Patients satisfied with the time they had to wait for an appointment	4	4	N/A	89.3%	86.8%	87.6%

* This is based on patients treated on this contract for their most recent course of treatment.

Figures in italics indicate the base number of FP17s or Patient Questionnaire responses are less than 100. N/A is shown where the base number of responses is less than 10 during the period. % is calculated as Quantity/Base number*100

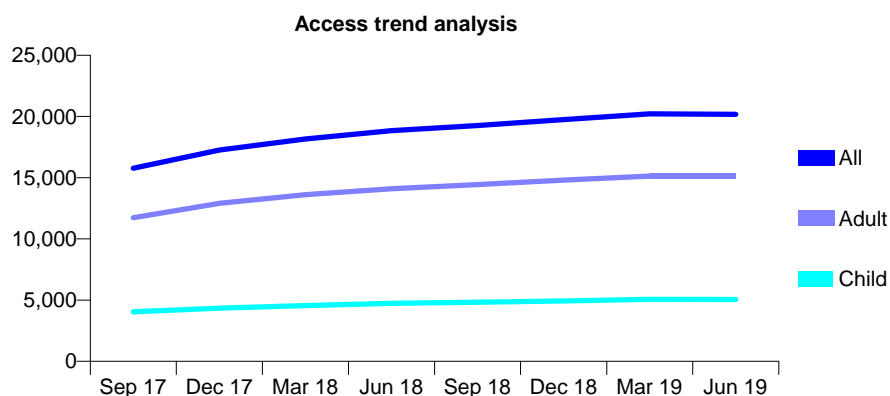
Q68 - Vital Signs At a Glance Contract Report for 101370/0063 - June 2019

Name or company name	Petrie Tucker & Partners Ltd
Contract type name	GDS Contract
Purpose of contract	General
Contract start date	01/04/2006
Contract end date	

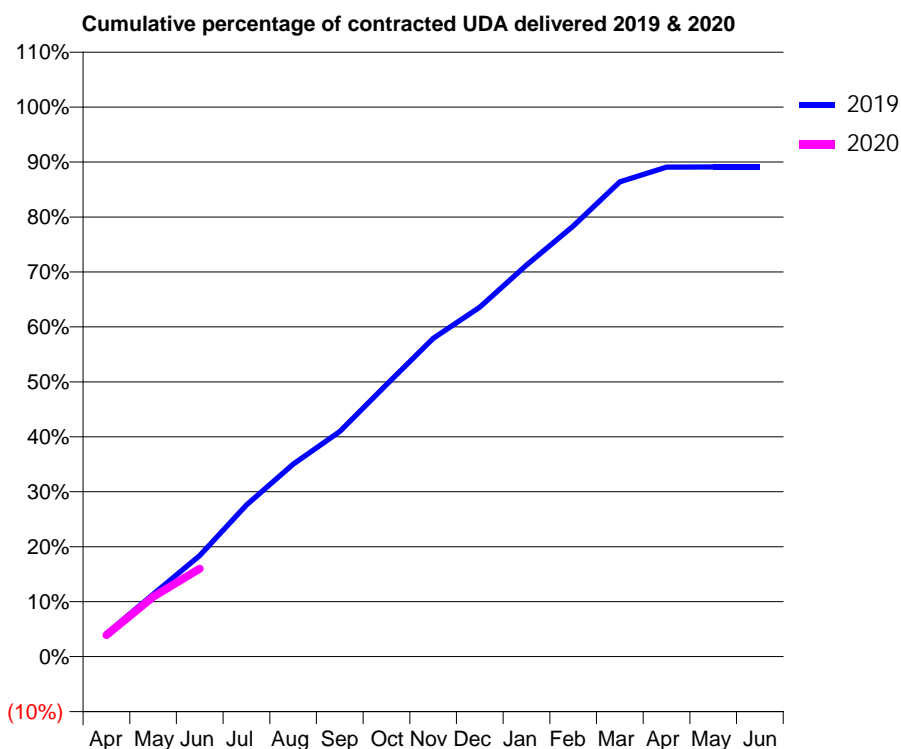
19/20 Contracted general activity (UDA)	64,074
Carry forward general activity (UDA)	0
19/20 Contracted orthodontic activity (UOA)	0
Carry forward orthodontic activity (UOA)	0
Baseline contract value	£1,897,903.77

ACCESS*

Patients seen in 24 months	Total	Change since previous quarter
Quarter ending June 2018	18,841	
Quarter ending September 2018	19,270	↑
Quarter ending December 2018	19,743	↑
Quarter ending March 2019	20,209	↑
Quarter ending June 2019	20,176	→
Variance since June 2018	7.1%	↑



ACTIVITY



Month	Adjusted Scheduled Activity (UDA)	
	2019	2020
April	2,682	2,506
May	7,270	6,975
June	11,789	10,250
July	17,687	
August	22,443	
September	26,250	
October	31,713	
November	37,101	
December	40,748	
January	45,638	
February	50,196	
March	55,365	
April	57,075	
May	57,088	
June	57,088	

QUALITY

	Quantity	Base Number	Contract	AT	Region	England
% of FP17s for the same patient ID Re-attending within 3 months - Children	54	1,680	3.2%	8.9%	10.6%	11.4%
% of FP17s for the same patient ID Re-attending within 3 months - Adults	424	4,762	8.9%	14.9%	15.2%	15.4%
% of FP17s for the same patient ID Re-attending between 3 & 9 months - Children	1,125	1,680	67.0%	61.6%	62.3%	59.8%
% of FP17s for the same patient ID Re-attending between 3 & 9 months - Adults	2,873	4,762	60.3%	52.9%	53.3%	52.1%
% of FP17s for Band 1 Urgent Courses	320	5,594	5.7%	9.3%	9.7%	9.2%
% of FP17s Relating to Free Repair or Replacements	15	5,594	0.3%	0.5%	0.6%	0.7%
% of FP17s Relating to Continuations	71	5,594	1.3%	0.7%	0.8%	0.8%
% of Patients satisfied with the dentistry they have received	8	8	N/A	93.6%	93.4%	93.4%
% of Patients satisfied with the time they had to wait for an appointment	7	8	N/A	89.3%	86.8%	87.6%

* This is based on patients treated on this contract for their most recent course of treatment. Figures in italics indicate the base number of FP17s or Patient Questionnaire responses are less than 100. N/A is shown where the base number of responses is less than 10 during the period. % is calculated as Quantity/Base number*100

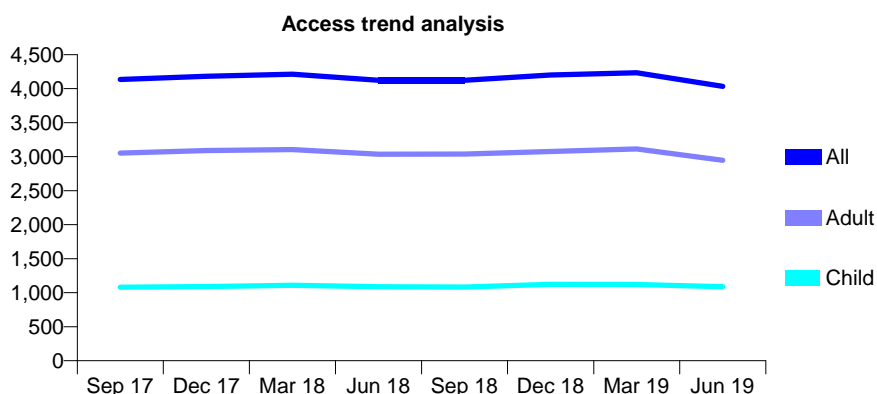
Q68 - Vital Signs At a Glance Contract Report for 101435/0038 - June 2019

Name or company name	IDH Limited
Contract type name	GDS Contract
Purpose of contract	General
Contract start date	01/04/2006
Contract end date	

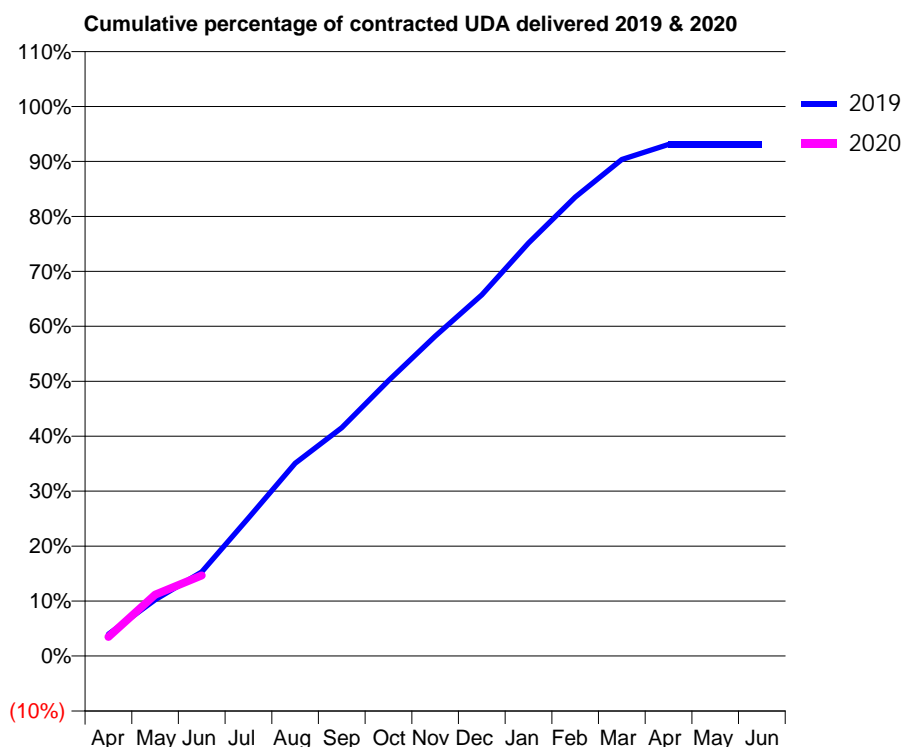
19/20 Contracted general activity (UDA)	10,828
Carry forward general activity (UDA)	0
19/20 Contracted orthodontic activity (UOA)	0
Carry forward orthodontic activity (UOA)	0
Baseline contract value	£320,278.11

ACCESS*

Patients seen in 24 months	Total	Change since previous quarter
Quarter ending June 2018	4,124	
Quarter ending September 2018	4,122	→
Quarter ending December 2018	4,200	→
Quarter ending March 2019	4,235	→
Quarter ending June 2019	4,035	↓
Variance since June 2018	(2.2%)	↓



ACTIVITY



Month	Adjusted Scheduled Activity (UDA)	
	2019	2020
April	432	378
May	1,108	1,210
June	1,658	1,588
July	2,721	
August	3,797	
September	4,498	
October	5,424	
November	6,302	
December	7,117	
January	8,136	
February	9,042	
March	9,785	
April	10,082	
May	10,082	
June	10,082	

QUALITY

	Quantity	Base Number	Contract	AT	Region	England
% of FP17s for the same patient ID Re-attending within 3 months - Children	10	215	4.7%	8.9%	10.6%	11.4%
% of FP17s for the same patient ID Re-attending within 3 months - Adults	103	612	16.8%	14.9%	15.2%	15.4%
% of FP17s for the same patient ID Re-attending between 3 & 9 months - Children	121	215	56.3%	61.6%	62.3%	59.8%
% of FP17s for the same patient ID Re-attending between 3 & 9 months - Adults	280	612	45.8%	52.9%	53.3%	52.1%
% of FP17s for Band 1 Urgent Courses	35	730	4.8%	9.3%	9.7%	9.2%
% of FP17s Relating to Free Repair or Replacements	4	730	0.5%	0.5%	0.6%	0.7%
% of FP17s Relating to Continuations	42	730	5.8%	0.7%	0.8%	0.8%
% of Patients satisfied with the dentistry they have received	3	3	N/A	93.6%	93.4%	93.4%
% of Patients satisfied with the time they had to wait for an appointment	3	3	N/A	89.3%	86.8%	87.6%

* This is based on patients treated on this contract for their most recent course of treatment. Figures in italics indicate the base number of FP17s or Patient Questionnaire responses are less than 100. N/A is shown where the base number of responses is less than 10 during the period. % is calculated as Quantity/Base number*100

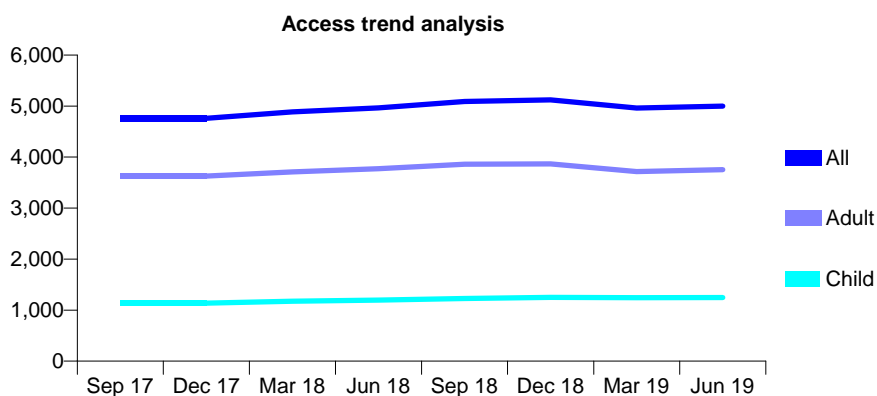
Q68 - Vital Signs At a Glance Contract Report for 101435/0039 - June 2019

Name or company name	IDH Limited
Contract type name	GDS Contract
Purpose of contract	General
Contract start date	01/04/2006
Contract end date	

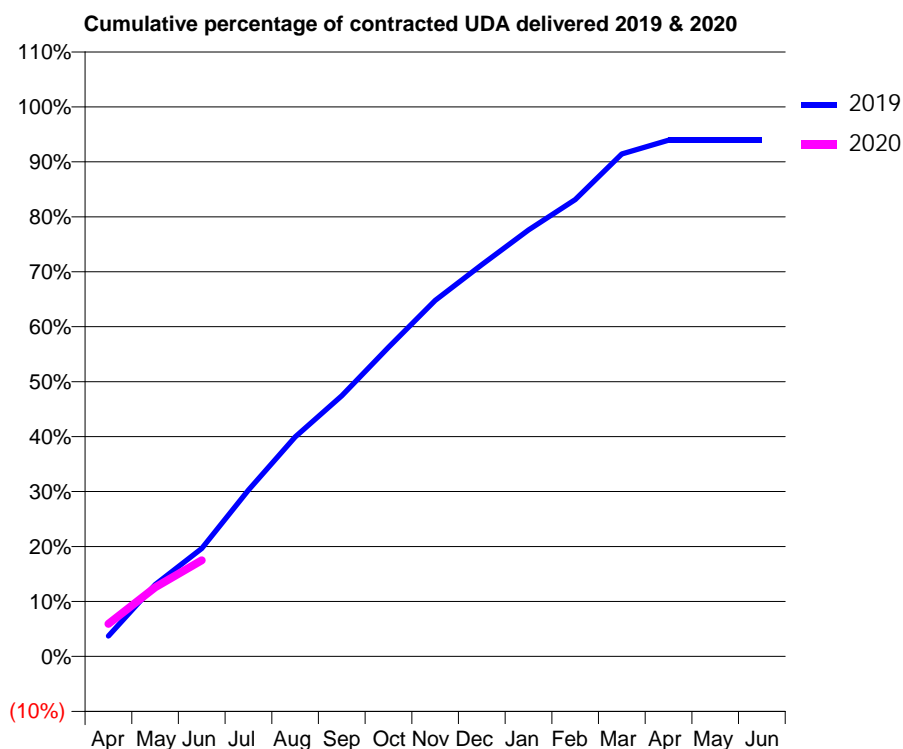
19/20 Contracted general activity (UDA)	15,788
Carry forward general activity (UDA)	0
19/20 Contracted orthodontic activity (UOA)	0
Carry forward orthodontic activity (UOA)	0
Baseline contract value	£461,209.84

ACCESS*

Patients seen in 24 months	Total	Change since previous quarter
Quarter ending June 2018	4,967	
Quarter ending September 2018	5,088	↑
Quarter ending December 2018	5,119	→
Quarter ending March 2019	4,961	↓
Quarter ending June 2019	4,999	→
Variance since June 2018	0.6%	→



ACTIVITY



Month	2019	2020
April	587	938
May	2,061	1,985
June	3,102	2,759
July	4,778	
August	6,307	
September	7,488	
October	8,882	
November	10,228	
December	11,253	
January	12,250	
February	13,126	
March	14,435	
April	14,827	
May	14,827	
June	14,827	

QUALITY

	Quantity	Base Number	Contract	AT	Region	England
% of FP17s for the same patient ID Re-attending within 3 months - Children	14	408	3.4%	8.9%	10.6%	11.4%
% of FP17s for the same patient ID Re-attending within 3 months - Adults	70	1,009	6.9%	14.9%	15.2%	15.4%
% of FP17s for the same patient ID Re-attending between 3 & 9 months - Children	187	408	45.8%	61.6%	62.3%	59.8%
% of FP17s for the same patient ID Re-attending between 3 & 9 months - Adults	476	1,009	47.2%	52.9%	53.3%	52.1%
% of FP17s for Band 1 Urgent Courses	61	1,257	4.9%	9.3%	9.7%	9.2%
% of FP17s Relating to Free Repair or Replacements	1	1,257	0.1%	0.5%	0.6%	0.7%
% of FP17s Relating to Continuations	11	1,257	0.9%	0.7%	0.8%	0.8%
% of Patients satisfied with the dentistry they have received	0	0	N/A	93.6%	93.4%	93.4%
% of Patients satisfied with the time they had to wait for an appointment	0	0	N/A	89.3%	86.8%	87.6%

* This is based on patients treated on this contract for their most recent course of treatment. Figures in italics indicate the base number of FP17s or Patient Questionnaire responses are less than 100. N/A is shown where the base number of responses is less than 10 during the period. % is calculated as Quantity/Base number*100

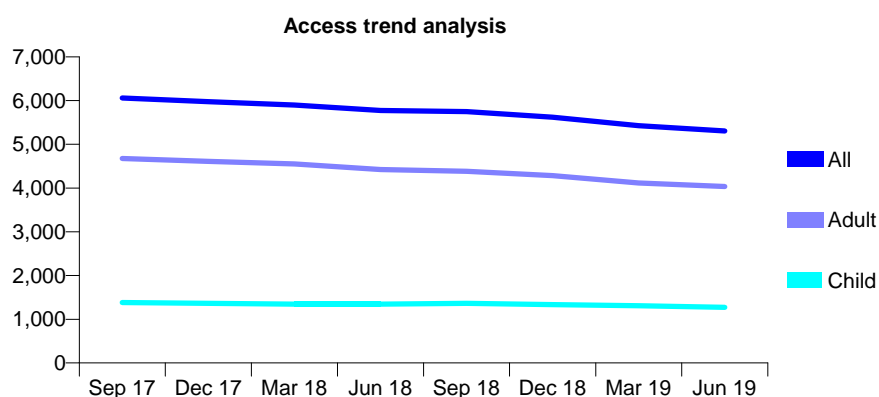
Q68 - Vital Signs At a Glance Contract Report for 101435/0041 - June 2019

Name or company name	IDH Limited
Contract type name	GDS Contract
Purpose of contract	General
Contract start date	01/04/2006
Contract end date	

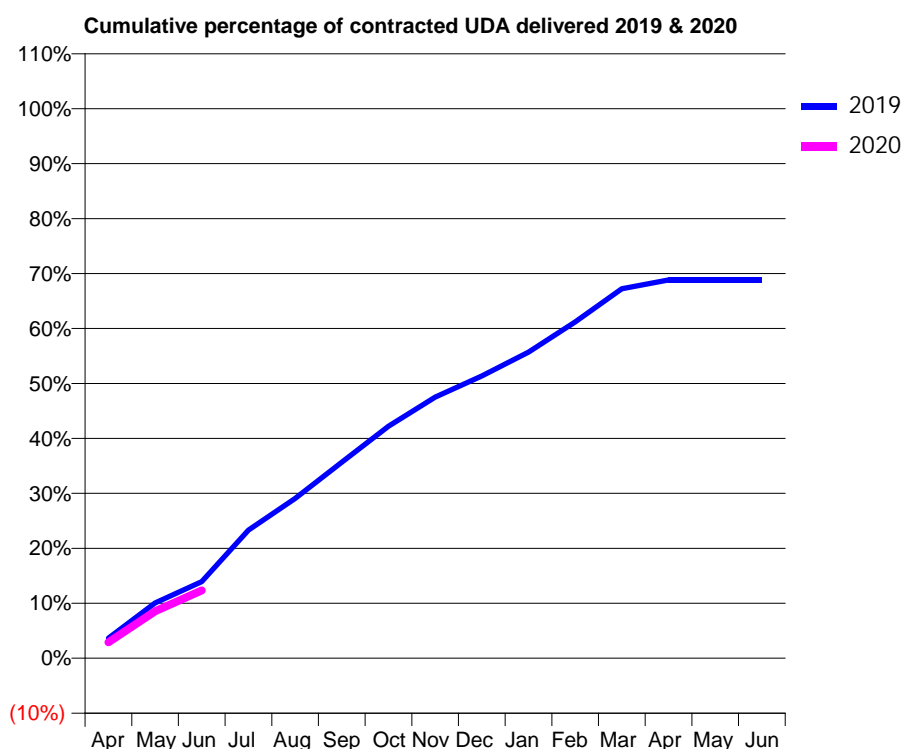
19/20 Contracted general activity (UDA)	18,081
Carry forward general activity (UDA)	0
19/20 Contracted orthodontic activity (UOA)	0
Carry forward orthodontic activity (UOA)	0
Baseline contract value	£596,574.85

ACCESS*

Patients seen in 24 months	Total	Change since previous quarter
Quarter ending June 2018	5,772	
Quarter ending September 2018	5,749	→
Quarter ending December 2018	5,620	↓
Quarter ending March 2019	5,424	↓
Quarter ending June 2019	5,307	↓
Variance since June 2018	(8.1%)	↓



ACTIVITY



Adjusted Scheduled Activity (UDA)		
Month	2019	2020
April	659	524
May	1,817	1,547
June	2,521	2,232
July	4,215	
August	5,261	
September	6,449	
October	7,631	
November	8,589	
December	9,287	
January	10,073	
February	11,063	
March	12,155	
April	12,445	
May	12,446	
June	12,446	

QUALITY

	Quantity	Base Number	Contract	AT	Region	England
% of FP17s for the same patient ID Re-attending within 3 months - Children	23	352	6.5%	8.9%	10.6%	11.4%
% of FP17s for the same patient ID Re-attending within 3 months - Adults	115	948	12.1%	14.9%	15.2%	15.4%
% of FP17s for the same patient ID Re-attending between 3 & 9 months - Children	147	352	41.8%	61.6%	62.3%	59.8%
% of FP17s for the same patient ID Re-attending between 3 & 9 months - Adults	358	948	37.8%	52.9%	53.3%	52.1%
% of FP17s for Band 1 Urgent Courses	176	1,139	15.5%	9.3%	9.7%	9.2%
% of FP17s Relating to Free Repair or Replacements	3	1,139	0.3%	0.5%	0.6%	0.7%
% of FP17s Relating to Continuations	7	1,139	0.6%	0.7%	0.8%	0.8%
% of Patients satisfied with the dentistry they have received	0	0	N/A	93.6%	93.4%	93.4%
% of Patients satisfied with the time they had to wait for an appointment	0	0	N/A	89.3%	86.8%	87.6%

* This is based on patients treated on this contract for their most recent course of treatment.

Figures in italics indicate the base number of FP17s or Patient Questionnaire responses are less than 100. N/A is shown where the base number of responses is less than 10 during the period. % is calculated as Quantity/Base number*100

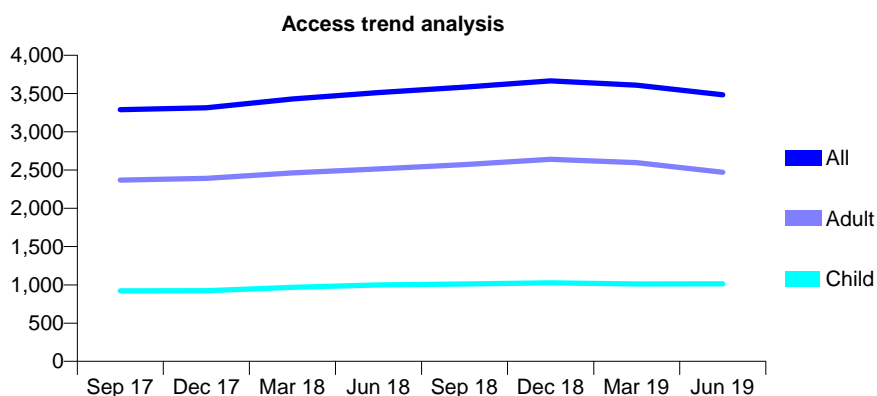
Q68 - Vital Signs At a Glance Contract Report for 101435/0043 - June 2019

Name or company name	IDH Limited
Contract type name	GDS Contract
Purpose of contract	General
Contract start date	01/04/2006
Contract end date	

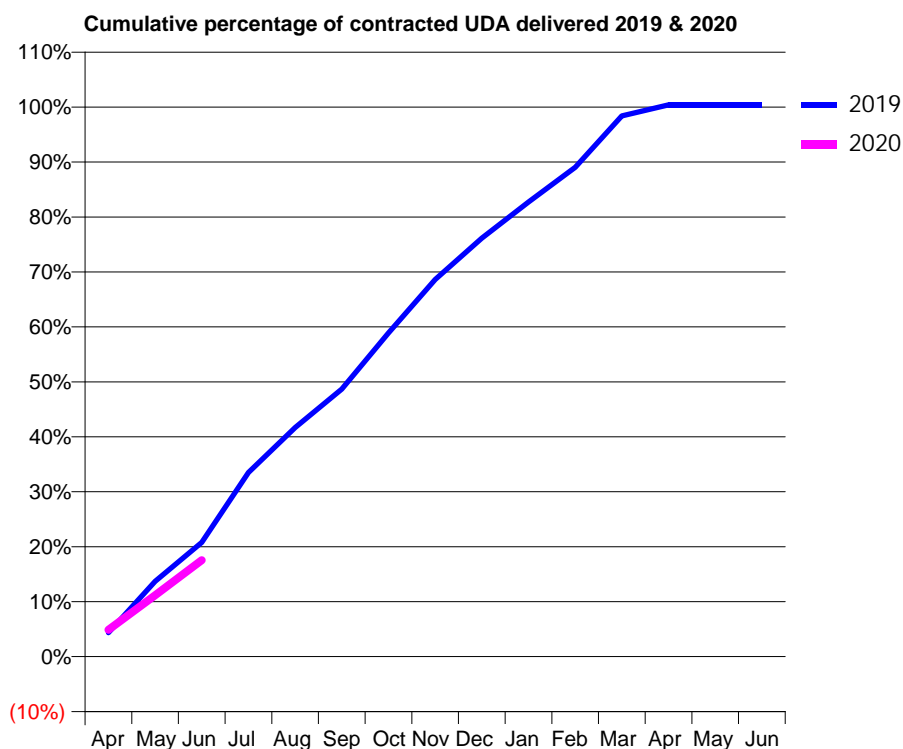
19/20 Contracted general activity (UDA)	9,058
Carry forward general activity (UDA)	0
19/20 Contracted orthodontic activity (UOA)	0
Carry forward orthodontic activity (UOA)	0
Baseline contract value	£217,559.72

ACCESS*

Patients seen in 24 months	Total	Change since previous quarter
Quarter ending June 2018	3,512	
Quarter ending September 2018	3,584	↑
Quarter ending December 2018	3,665	↑
Quarter ending March 2019	3,608	↓
Quarter ending June 2019	3,484	↓
Variance since June 2018	(0.8%)	→



ACTIVITY



Month	Adjusted Scheduled Activity (UDA)	
	2019	2020
April	394	443
May	1,242	1,013
June	1,884	1,591
July	3,033	
August	3,775	
September	4,408	
October	5,335	
November	6,218	
December	6,898	
January	7,492	
February	8,066	
March	8,911	
April	9,095	
May	9,095	
June	9,095	

QUALITY

	Quantity	Base Number	Contract	AT	Region	England
% of FP17s for the same patient ID Re-attending within 3 months - Children	16	260	6.2%	8.9%	10.6%	11.4%
% of FP17s for the same patient ID Re-attending within 3 months - Adults	60	470	12.8%	14.9%	15.2%	15.4%
% of FP17s for the same patient ID Re-attending between 3 & 9 months - Children	109	260	41.9%	61.6%	62.3%	59.8%
% of FP17s for the same patient ID Re-attending between 3 & 9 months - Adults	202	470	43.0%	52.9%	53.3%	52.1%
% of FP17s for Band 1 Urgent Courses	48	656	7.3%	9.3%	9.7%	9.2%
% of FP17s Relating to Free Repair or Replacements	2	656	0.3%	0.5%	0.6%	0.7%
% of FP17s Relating to Continuations	9	656	1.4%	0.7%	0.8%	0.8%
% of Patients satisfied with the dentistry they have received	1	1	N/A	93.6%	93.4%	93.4%
% of Patients satisfied with the time they had to wait for an appointment	1	1	N/A	89.3%	86.8%	87.6%

* This is based on patients treated on this contract for their most recent course of treatment. Figures in italics indicate the base number of FP17s or Patient Questionnaire responses are less than 100. N/A is shown where the base number of responses is less than 10 during the period. % is calculated as Quantity/Base number*100

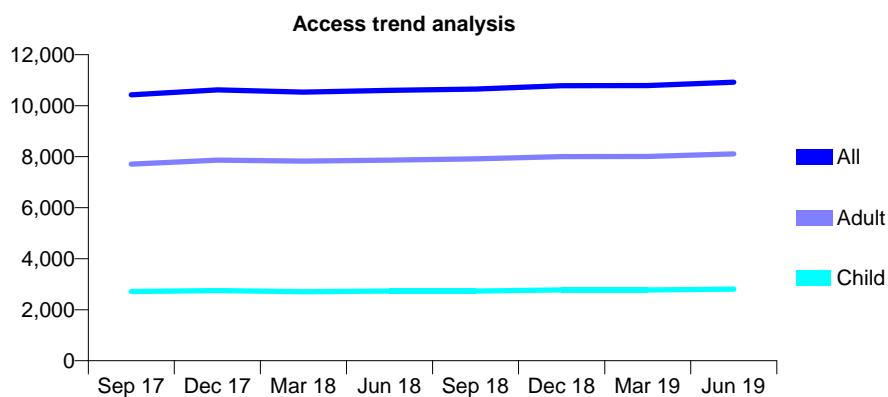
Q68 - Vital Signs At a Glance Contract Report for 101435/0044 - June 2019

Name or company name	IDH Limited
Contract type name	GDS Contract
Purpose of contract	General
Contract start date	15/05/2006
Contract end date	

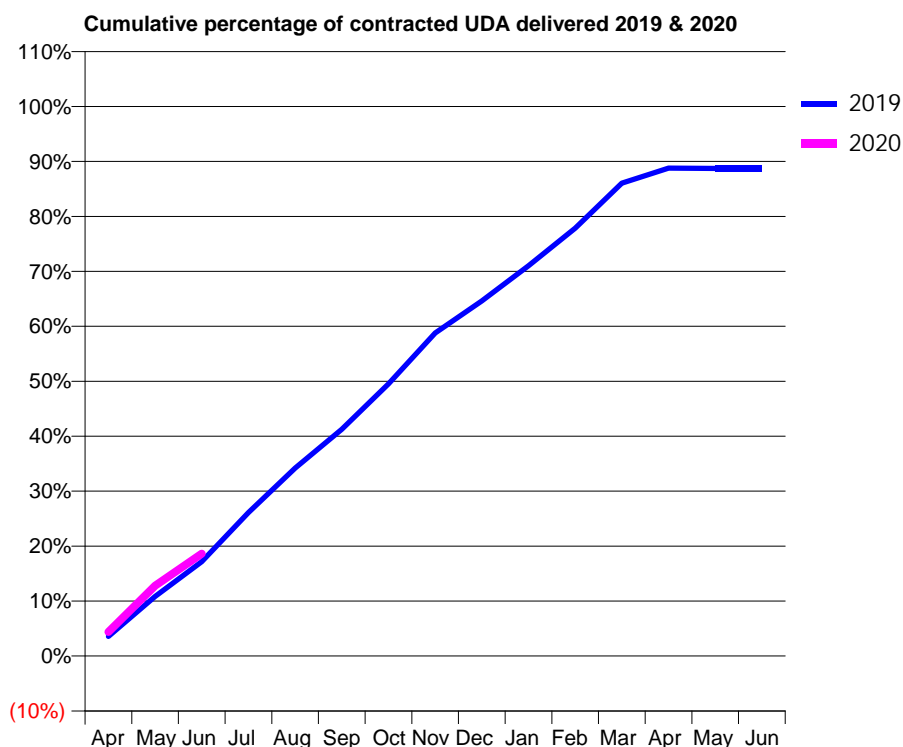
19/20 Contracted general activity (UDA)	28,158
Carry forward general activity (UDA)	0
19/20 Contracted orthodontic activity (UOA)	0
Carry forward orthodontic activity (UOA)	0
Baseline contract value	£818,272.68

ACCESS*

Patients seen in 24 months	Total	Change since previous quarter
Quarter ending June 2018	10,600	
Quarter ending September 2018	10,646	→
Quarter ending December 2018	10,783	→
Quarter ending March 2019	10,788	→
Quarter ending June 2019	10,920	→
Variance since June 2018	3.0%	↑



ACTIVITY



Month	Adjusted Scheduled Activity (UDA)	
	2019	2020
April	1,011	1,233
May	3,057	3,607
June	4,836	5,245
July	7,353	
August	9,630	
September	11,615	
October	13,943	
November	16,551	
December	18,192	
January	20,000	
February	21,924	
March	24,225	
April	24,996	
May	24,988	
June	24,988	

QUALITY

	Quantity	Base Number	Contract	AT	Region	England
% of FP17s for the same patient ID Re-attending within 3 months - Children	50	906	5.5%	8.9%	10.6%	11.4%
% of FP17s for the same patient ID Re-attending within 3 months - Adults	185	2,317	8.0%	14.9%	15.2%	15.4%
% of FP17s for the same patient ID Re-attending between 3 & 9 months - Children	491	906	54.2%	61.6%	62.3%	59.8%
% of FP17s for the same patient ID Re-attending between 3 & 9 months - Adults	1,220	2,317	52.7%	52.9%	53.3%	52.1%
% of FP17s for Band 1 Urgent Courses	203	2,784	7.3%	9.3%	9.7%	9.2%
% of FP17s Relating to Free Repair or Replacements	12	2,784	0.4%	0.5%	0.6%	0.7%
% of FP17s Relating to Continuations	17	2,784	0.6%	0.7%	0.8%	0.8%
% of Patients satisfied with the dentistry they have received	3	3	N/A	93.6%	93.4%	93.4%
% of Patients satisfied with the time they had to wait for an appointment	3	3	N/A	89.3%	86.8%	87.6%

* This is based on patients treated on this contract for their most recent course of treatment. Figures in italics indicate the base number of FP17s or Patient Questionnaire responses are less than 100. N/A is shown where the base number of responses is less than 10 during the period. % is calculated as Quantity/Base number*100

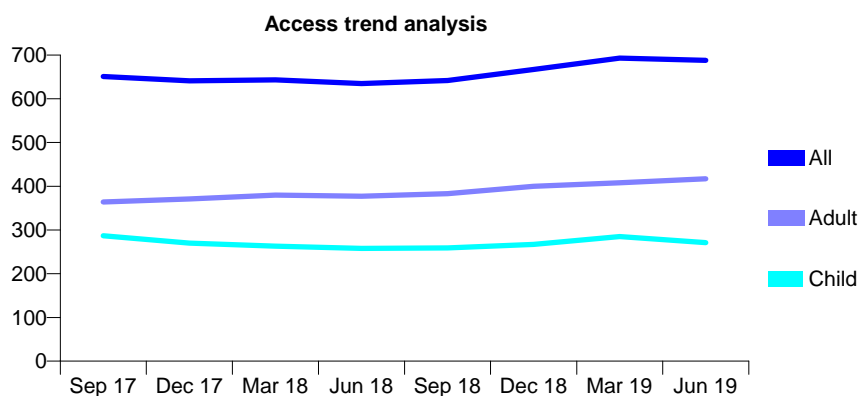
Q68 - Vital Signs At a Glance Contract Report for 102091/0001 - June 2019

Name or company name	Gresham Dental Practice Limited
Contract type name	GDS Contract
Purpose of contract	General
Contract start date	01/10/2011
Contract end date	

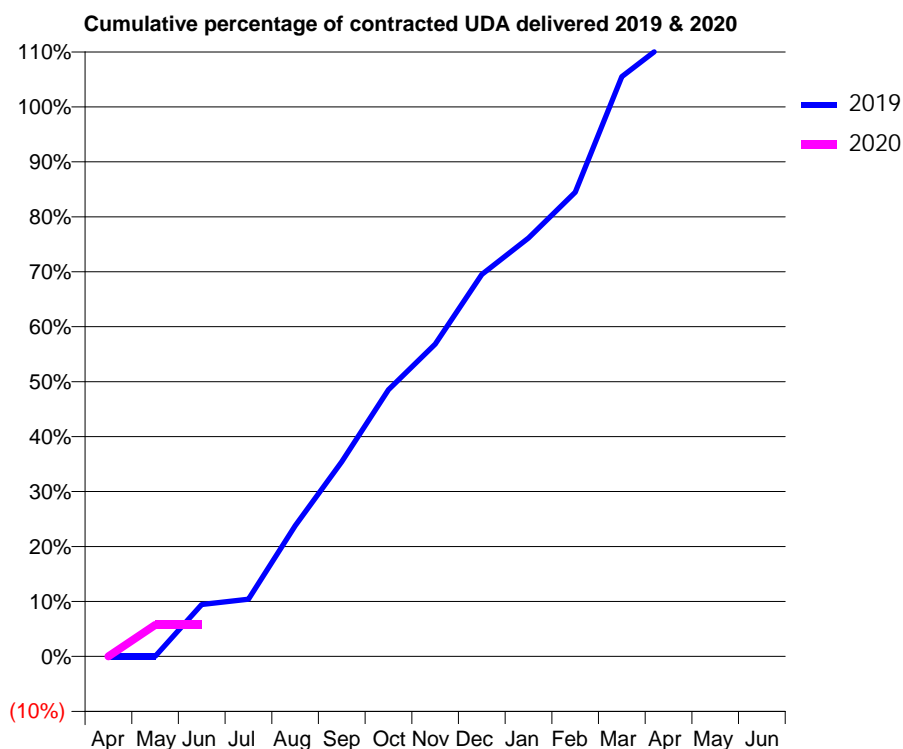
19/20 Contracted general activity (UDA)	1,132
Carry forward general activity (UDA)	0
19/20 Contracted orthodontic activity (UOA)	0
Carry forward orthodontic activity (UOA)	0
Baseline contract value	£25,782.93

ACCESS*

Patients seen in 24 months	Total	Change since previous quarter
Quarter ending June 2018	635	
Quarter ending September 2018	642	→
Quarter ending December 2018	667	↑
Quarter ending March 2019	693	↑
Quarter ending June 2019	688	→
Variance since June 2018	8.3%	↑



ACTIVITY



Month	Adjusted Scheduled Activity (UDA)	
	2019	2020
April	0	0
May	0	65
June	107	65
July	118	
August	269	
September	401	
October	549	
November	644	
December	787	
January	862	
February	956	
March	1,194	
April	1,268	
May	1,268	
June	1,268	

QUALITY

	Quantity	Base Number	Contract	AT	Region	England
% of FP17s for the same patient ID Re-attending within 3 months - Children	0	28	0.0%	8.9%	10.6%	11.4%
% of FP17s for the same patient ID Re-attending within 3 months - Adults	5	39	12.8%	14.9%	15.2%	15.4%
% of FP17s for the same patient ID Re-attending between 3 & 9 months - Children	8	28	28.6%	61.6%	62.3%	59.8%
% of FP17s for the same patient ID Re-attending between 3 & 9 months - Adults	12	39	30.8%	52.9%	53.3%	52.1%
% of FP17s for Band 1 Urgent Courses	0	42	0.0%	9.3%	9.7%	9.2%
% of FP17s Relating to Free Repair or Replacements	0	42	0.0%	0.5%	0.6%	0.7%
% of FP17s Relating to Continuations	0	42	0.0%	0.7%	0.8%	0.8%
% of Patients satisfied with the dentistry they have received	1	1	N/A	93.6%	93.4%	93.4%
% of Patients satisfied with the time they had to wait for an appointment	1	1	N/A	89.3%	86.8%	87.6%

* This is based on patients treated on this contract for their most recent course of treatment. Figures in italics indicate the base number of FP17s or Patient Questionnaire responses are less than 100. N/A is shown where the base number of responses is less than 10 during the period. % is calculated as Quantity/Base number*100

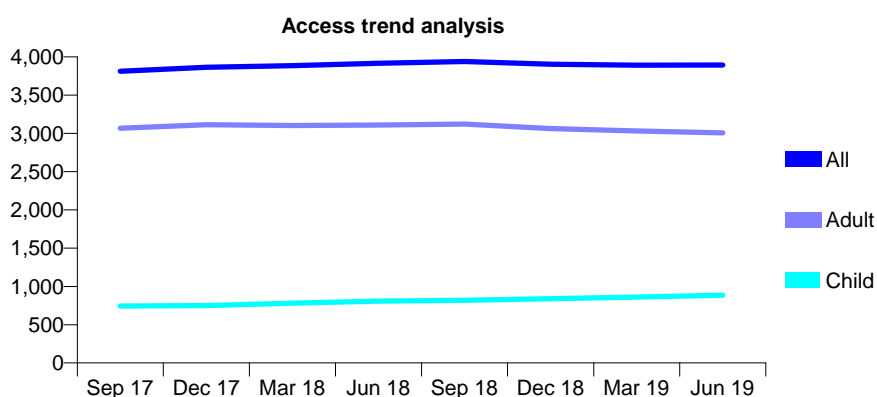
Q68 - Vital Signs At a Glance Contract Report for 102326/0001 - June 2019

Name or company name	Dental Surgery
Contract type name	GDS Contract
Purpose of contract	General
Contract start date	15/10/2015
Contract end date	

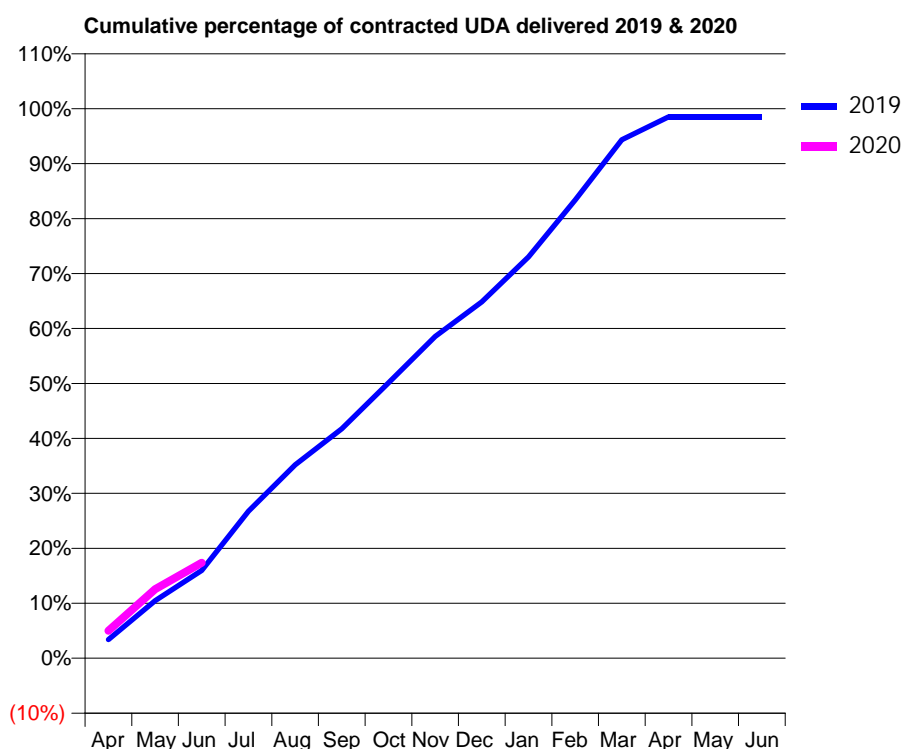
19/20 Contracted general activity (UDA)	14,566
Carry forward general activity (UDA)	0
19/20 Contracted orthodontic activity (UOA)	0
Carry forward orthodontic activity (UOA)	0
Baseline contract value	£318,892.35

ACCESS*

Patients seen in 24 months	Total	Change since previous quarter
Quarter ending June 2018	3,916	
Quarter ending September 2018	3,940	→
Quarter ending December 2018	3,903	→
Quarter ending March 2019	3,891	→
Quarter ending June 2019	3,893	→
Variance since June 2018	(0.6%)	→



ACTIVITY



Month	2019	2020
April	492	730
May	1,524	1,828
June	2,329	2,531
July	3,897	
August	5,128	
September	6,080	
October	7,296	
November	8,527	
December	9,444	
January	10,639	
February	12,146	
March	13,741	
April	14,349	
May	14,351	
June	14,351	

QUALITY

	Quantity	Base Number	Contract	AT	Region	England
% of FP17s for the same patient ID Re-attending within 3 months - Children	36	304	11.8%	8.9%	10.6%	11.4%
% of FP17s for the same patient ID Re-attending within 3 months - Adults	176	952	18.5%	14.9%	15.2%	15.4%
% of FP17s for the same patient ID Re-attending between 3 & 9 months - Children	151	304	49.7%	61.6%	62.3%	59.8%
% of FP17s for the same patient ID Re-attending between 3 & 9 months - Adults	546	952	57.4%	52.9%	53.3%	52.1%
% of FP17s for Band 1 Urgent Courses	160	1,007	15.9%	9.3%	9.7%	9.2%
% of FP17s Relating to Free Repair or Replacements	0	1,007	0.0%	0.5%	0.6%	0.7%
% of FP17s Relating to Continuations	4	1,007	0.4%	0.7%	0.8%	0.8%
% of Patients satisfied with the dentistry they have received	4	4	N/A	93.6%	93.4%	93.4%
% of Patients satisfied with the time they had to wait for an appointment	3	4	N/A	89.3%	86.8%	87.6%

* This is based on patients treated on this contract for their most recent course of treatment.

Figures in italics indicate the base number of FP17s or Patient Questionnaire responses are less than 100. N/A is shown where the base number of responses is less than 10 during the period. % is calculated as Quantity/Base number*100

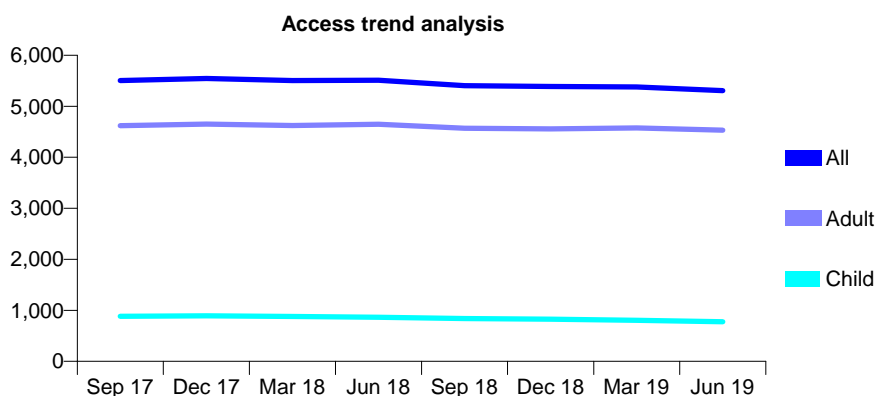
Q68 - Vital Signs At a Glance Contract Report for 102474/0001 - June 2019

Name or company name	Elizabeth Horn
Contract type name	GDS Contract
Purpose of contract	General
Contract start date	01/09/2012
Contract end date	

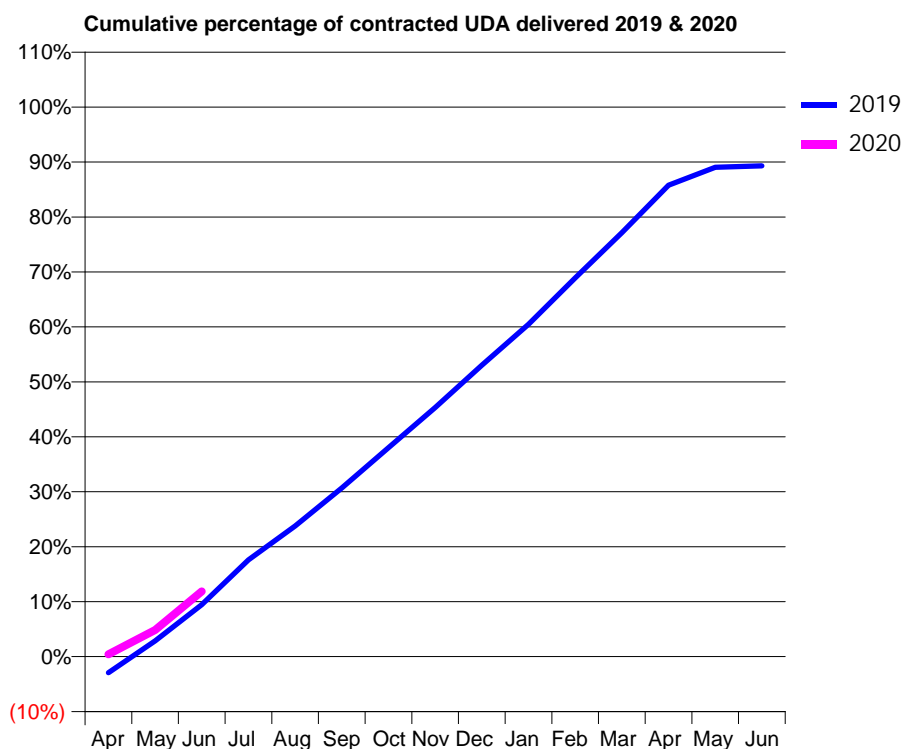
19/20 Contracted general activity (UDA)	16,133
Carry forward general activity (UDA)	0
19/20 Contracted orthodontic activity (UOA)	0
Carry forward orthodontic activity (UOA)	0
Baseline contract value	£506,517.53

ACCESS*

Patients seen in 24 months	Total	Change since previous quarter
Quarter ending June 2018	5,511	
Quarter ending September 2018	5,405	↓
Quarter ending December 2018	5,386	→
Quarter ending March 2019	5,380	→
Quarter ending June 2019	5,307	↓
Variance since June 2018	(3.7%)	↓



ACTIVITY



Month	Adjusted Scheduled Activity (UDA)	
	2019	2020
April	-475	69
May	464	781
June	1,526	1,917
July	2,841	
August	3,836	
September	4,949	
October	6,132	
November	7,311	
December	8,552	
January	9,755	
February	11,115	
March	12,444	
April	13,839	
May	14,368	
June	14,407	

QUALITY

	Quantity	Base Number	Contract	AT	Region	England
% of FP17s for the same patient ID Re-attending within 3 months - Children	11	197	5.6%	8.9%	10.6%	11.4%
% of FP17s for the same patient ID Re-attending within 3 months - Adults	183	1,348	13.6%	14.9%	15.2%	15.4%
% of FP17s for the same patient ID Re-attending between 3 & 9 months - Children	58	197	29.4%	61.6%	62.3%	59.8%
% of FP17s for the same patient ID Re-attending between 3 & 9 months - Adults	489	1,348	36.3%	52.9%	53.3%	52.1%
% of FP17s for Band 1 Urgent Courses	74	856	8.6%	9.3%	9.7%	9.2%
% of FP17s Relating to Free Repair or Replacements	8	856	0.9%	0.5%	0.6%	0.7%
% of FP17s Relating to Continuations	5	856	0.6%	0.7%	0.8%	0.8%
% of Patients satisfied with the dentistry they have received	6	7	N/A	93.6%	93.4%	93.4%
% of Patients satisfied with the time they had to wait for an appointment	4	7	N/A	89.3%	86.8%	87.6%

* This is based on patients treated on this contract for their most recent course of treatment. Figures in italics indicate the base number of FP17s or Patient Questionnaire responses are less than 100. N/A is shown where the base number of responses is less than 10 during the period. % is calculated as Quantity/Base number*100

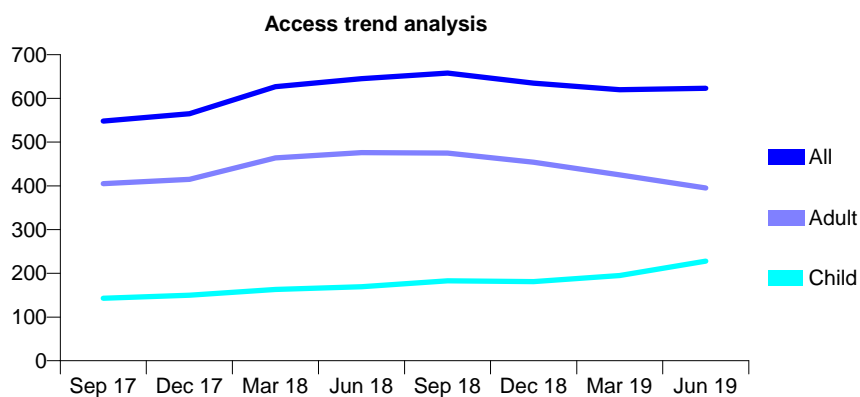
Q68 - Vital Signs At a Glance Contract Report for 102822/0001 - June 2019

Name or company name	Aisha Maria Asghar
Contract type name	GDS Contract
Purpose of contract	General
Contract start date	01/02/2014
Contract end date	

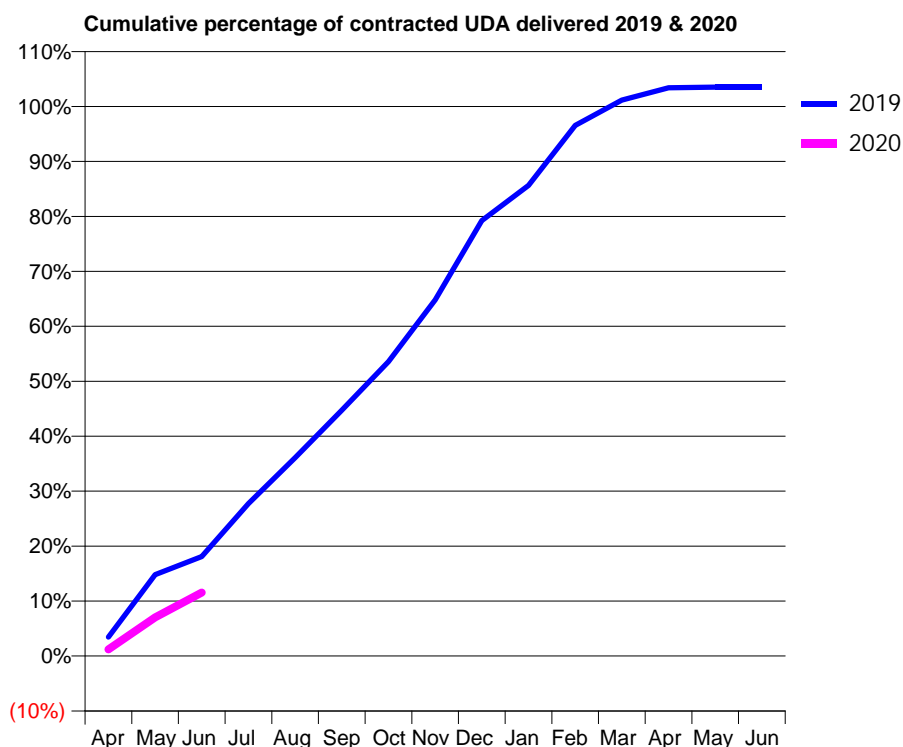
19/20 Contracted general activity (UDA)	1,567
Carry forward general activity (UDA)	0
19/20 Contracted orthodontic activity (UOA)	0
Carry forward orthodontic activity (UOA)	0
Baseline contract value	£44,391.51

ACCESS*

Patients seen in 24 months	Total	Change since previous quarter
Quarter ending June 2018	645	
Quarter ending September 2018	658	↑
Quarter ending December 2018	635	↓
Quarter ending March 2019	620	↓
Quarter ending June 2019	623	→
Variance since June 2018	(3.4%)	↓



ACTIVITY



Month	Adjusted Scheduled Activity (UDA)	
	2019	2020
April	54	19
May	232	111
June	284	181
July	435	
August	566	
September	701	
October	839	
November	1,015	
December	1,241	
January	1,342	
February	1,513	
March	1,585	
April	1,620	
May	1,622	
June	1,622	

QUALITY

	Quantity	Base Number	Contract	AT	Region	England
% of FP17s for the same patient ID Re-attending within 3 months - Children	6	98	6.1%	8.9%	10.6%	11.4%
% of FP17s for the same patient ID Re-attending within 3 months - Adults	3	39	7.7%	14.9%	15.2%	15.4%
% of FP17s for the same patient ID Re-attending between 3 & 9 months - Children	53	98	54.1%	61.6%	62.3%	59.8%
% of FP17s for the same patient ID Re-attending between 3 & 9 months - Adults	22	39	56.4%	52.9%	53.3%	52.1%
% of FP17s for Band 1 Urgent Courses	11	109	10.1%	9.3%	9.7%	9.2%
% of FP17s Relating to Free Repair or Replacements	0	109	0.0%	0.5%	0.6%	0.7%
% of FP17s Relating to Continuations	0	109	0.0%	0.7%	0.8%	0.8%
% of Patients satisfied with the dentistry they have received	0	0	N/A	93.6%	93.4%	93.4%
% of Patients satisfied with the time they had to wait for an appointment	0	0	N/A	89.3%	86.8%	87.6%

* This is based on patients treated on this contract for their most recent course of treatment. Figures in italics indicate the base number of FP17s or Patient Questionnaire responses are less than 100. N/A is shown where the base number of responses is less than 10 during the period. % is calculated as Quantity/Base number*100

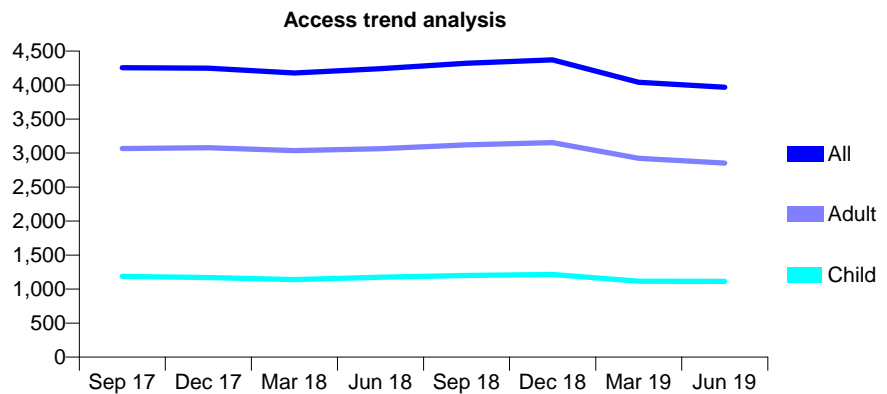
Q68 - Vital Signs At a Glance Contract Report for 103985/0001 - June 2019

Name or company name	Northgate Dental Care Ltd
Contract type name	GDS Contract
Purpose of contract	General
Contract start date	01/11/2007
Contract end date	

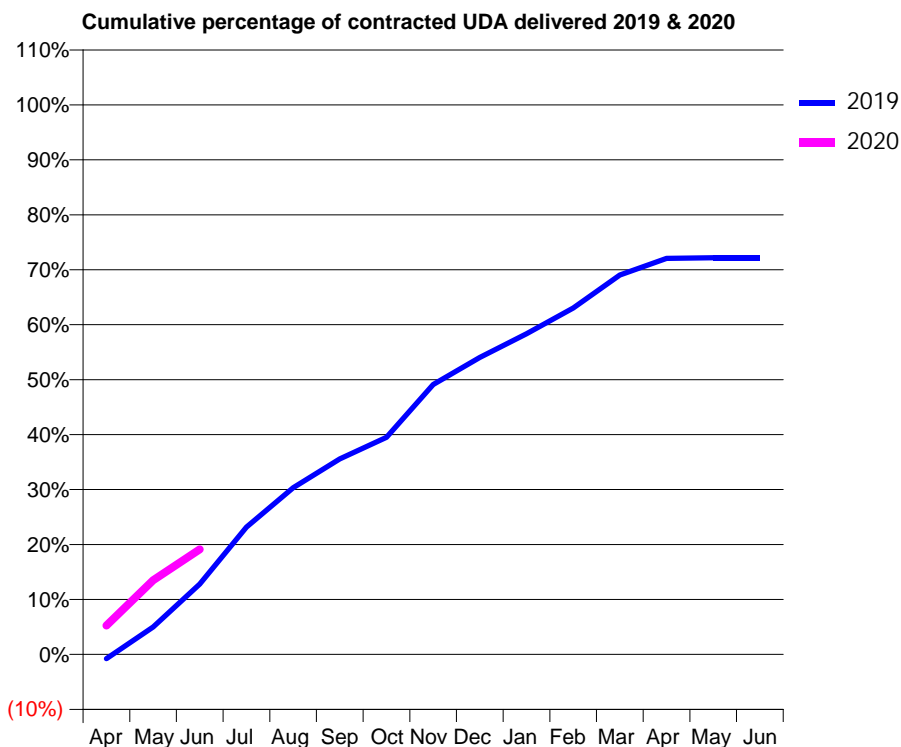
19/20 Contracted general activity (UDA)	11,756
Carry forward general activity (UDA)	0
19/20 Contracted orthodontic activity (UOA)	0
Carry forward orthodontic activity (UOA)	0
Baseline contract value	£314,579.39

ACCESS*

Patients seen in 24 months	Total	Change since previous quarter
Quarter ending June 2018	4,240	
Quarter ending September 2018	4,321	→
Quarter ending December 2018	4,369	→
Quarter ending March 2019	4,041	↓
Quarter ending June 2019	3,967	↓
Variance since June 2018	(6.4%)	↓



ACTIVITY



Month	Adjusted Scheduled Activity (UDA)	
	2019	2020
April	-94	617
May	586	1,588
June	1,505	2,248
July	2,723	
August	3,568	
September	4,184	
October	4,644	
November	5,777	
December	6,352	
January	6,861	
February	7,412	
March	8,114	
April	8,473	
May	8,486	
June	8,485	

QUALITY

	Quantity	Base Number	Contract	AT	Region	England
% of FP17s for the same patient ID Re-attending within 3 months - Children	18	325	5.5%	8.9%	10.6%	11.4%
% of FP17s for the same patient ID Re-attending within 3 months - Adults	126	692	18.2%	14.9%	15.2%	15.4%
% of FP17s for the same patient ID Re-attending between 3 & 9 months - Children	134	325	41.2%	61.6%	62.3%	59.8%
% of FP17s for the same patient ID Re-attending between 3 & 9 months - Adults	215	692	31.1%	52.9%	53.3%	52.1%
% of FP17s for Band 1 Urgent Courses	77	882	8.7%	9.3%	9.7%	9.2%
% of FP17s Relating to Free Repair or Replacements	5	882	0.6%	0.5%	0.6%	0.7%
% of FP17s Relating to Continuations	27	882	3.1%	0.7%	0.8%	0.8%
% of Patients satisfied with the dentistry they have received	0	0	N/A	93.6%	93.4%	93.4%
% of Patients satisfied with the time they had to wait for an appointment	0	0	N/A	89.3%	86.8%	87.6%

* This is based on patients treated on this contract for their most recent course of treatment. Figures in italics indicate the base number of FP17s or Patient Questionnaire responses are less than 100. N/A is shown where the base number of responses is less than 10 during the period. % is calculated as Quantity/Base number*100

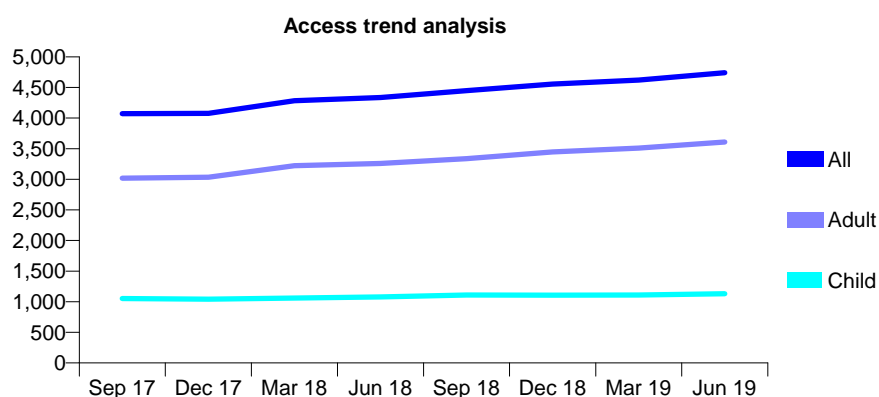
Q68 - Vital Signs At a Glance Contract Report for 104051/0001 - June 2019

Name or company name	Mermaid Dental Care Limited
Contract type name	GDS Contract
Purpose of contract	General
Contract start date	01/11/2010
Contract end date	

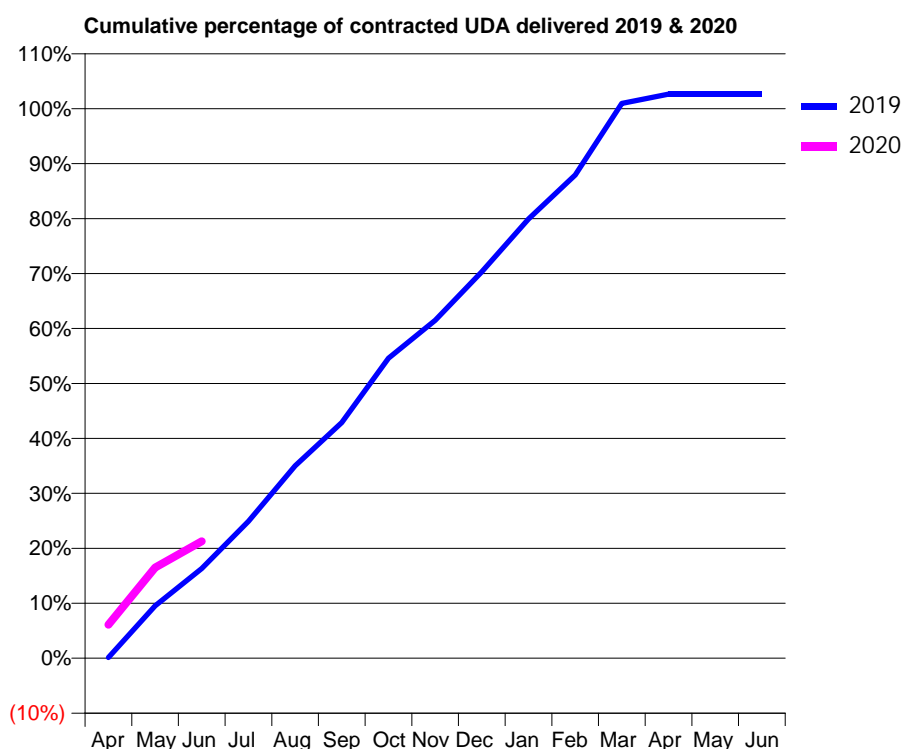
19/20 Contracted general activity (UDA)	13,475
Carry forward general activity (UDA)	0
19/20 Contracted orthodontic activity (UOA)	0
Carry forward orthodontic activity (UOA)	0
Baseline contract value	£460,520.74

ACCESS*

Patients seen in 24 months	Total	Change since previous quarter
Quarter ending June 2018	4,337	
Quarter ending September 2018	4,447	↑
Quarter ending December 2018	4,556	↑
Quarter ending March 2019	4,621	→
Quarter ending June 2019	4,741	↑
Variance since June 2018	9.3%	↑



ACTIVITY



Adjusted Scheduled Activity (UDA)		
Month	2019	2020
April	19	822
May	1,288	2,227
June	2,201	2,867
July	3,356	
August	4,720	
September	5,781	
October	7,356	
November	8,284	
December	9,476	
January	10,770	
February	11,849	
March	13,604	
April	13,829	
May	13,829	
June	13,830	

QUALITY

	Quantity	Base Number	Contract	AT	Region	England
% of FP17s for the same patient ID Re-attending within 3 months - Children	19	297	6.4%	8.9%	10.6%	11.4%
% of FP17s for the same patient ID Re-attending within 3 months - Adults	170	888	19.1%	14.9%	15.2%	15.4%
% of FP17s for the same patient ID Re-attending between 3 & 9 months - Children	148	297	49.8%	61.6%	62.3%	59.8%
% of FP17s for the same patient ID Re-attending between 3 & 9 months - Adults	317	888	35.7%	52.9%	53.3%	52.1%
% of FP17s for Band 1 Urgent Courses	143	1,105	12.9%	9.3%	9.7%	9.2%
% of FP17s Relating to Free Repair or Replacements	15	1,105	1.4%	0.5%	0.6%	0.7%
% of FP17s Relating to Continuations	37	1,105	3.3%	0.7%	0.8%	0.8%
% of Patients satisfied with the dentistry they have received	2	2	N/A	93.6%	93.4%	93.4%
% of Patients satisfied with the time they had to wait for an appointment	2	2	N/A	89.3%	86.8%	87.6%

* This is based on patients treated on this contract for their most recent course of treatment.

Figures in italics indicate the base number of FP17s or Patient Questionnaire responses are less than 100. N/A is shown where the base number of responses is less than 10 during the period. % is calculated as Quantity/Base number*100

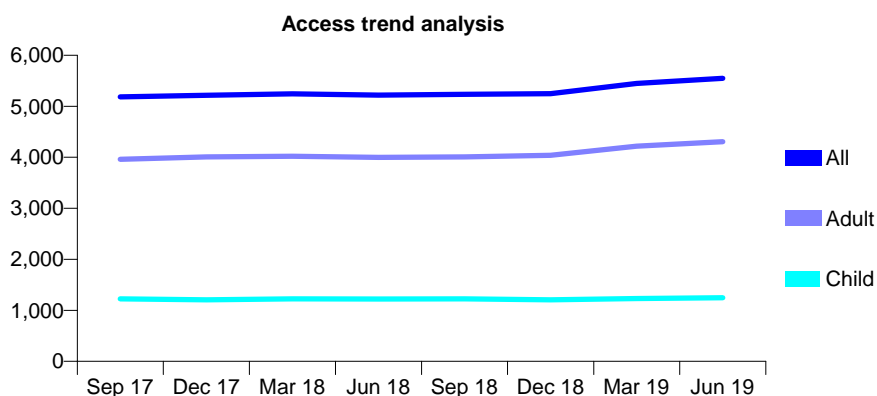
Q68 - Vital Signs At a Glance Contract Report for 104051/0002 - June 2019

Name or company name	Mermaid Dental Care Limited
Contract type name	GDS Contract
Purpose of contract	General
Contract start date	01/11/2010
Contract end date	

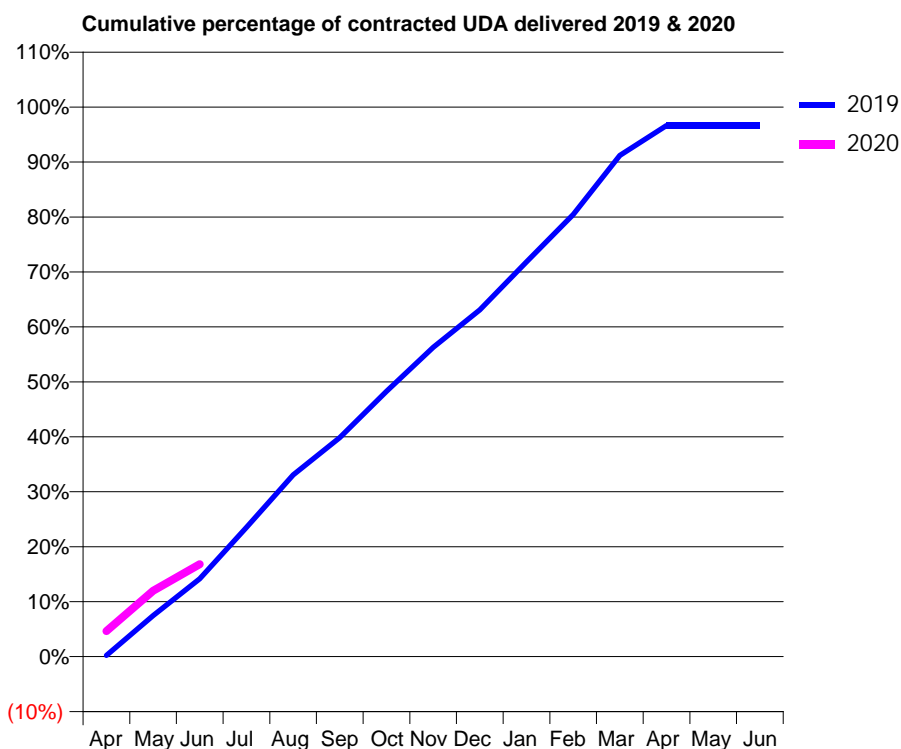
19/20 Contracted general activity (UDA)	17,855
Carry forward general activity (UDA)	0
19/20 Contracted orthodontic activity (UOA)	0
Carry forward orthodontic activity (UOA)	0
Baseline contract value	£493,799.13

ACCESS*

Patients seen in 24 months	Total	Change since previous quarter
Quarter ending June 2018	5,220	
Quarter ending September 2018	5,236	→
Quarter ending December 2018	5,248	→
Quarter ending March 2019	5,448	↑
Quarter ending June 2019	5,550	→
Variance since June 2018	6.3%	↑



ACTIVITY



Month	Adjusted Scheduled Activity (UDA)	
	2019	2020
April	42	828
May	1,331	2,137
June	2,533	3,005
July	4,199	
August	5,905	
September	7,118	
October	8,621	
November	10,052	
December	11,267	
January	12,824	
February	14,366	
March	16,281	
April	17,256	
May	17,256	
June	17,256	

QUALITY

	Quantity	Base Number	Contract	AT	Region	England
% of FP17s for the same patient ID Re-attending within 3 months - Children	17	346	4.9%	8.9%	10.6%	11.4%
% of FP17s for the same patient ID Re-attending within 3 months - Adults	179	1,194	15.0%	14.9%	15.2%	15.4%
% of FP17s for the same patient ID Re-attending between 3 & 9 months - Children	186	346	53.8%	61.6%	62.3%	59.8%
% of FP17s for the same patient ID Re-attending between 3 & 9 months - Adults	478	1,194	40.0%	52.9%	53.3%	52.1%
% of FP17s for Band 1 Urgent Courses	145	1,240	11.7%	9.3%	9.7%	9.2%
% of FP17s Relating to Free Repair or Replacements	9	1,240	0.7%	0.5%	0.6%	0.7%
% of FP17s Relating to Continuations	41	1,240	3.3%	0.7%	0.8%	0.8%
% of Patients satisfied with the dentistry they have received	6	6	N/A	93.6%	93.4%	93.4%
% of Patients satisfied with the time they had to wait for an appointment	6	6	N/A	89.3%	86.8%	87.6%

* This is based on patients treated on this contract for their most recent course of treatment. Figures in italics indicate the base number of FP17s or Patient Questionnaire responses are less than 100. N/A is shown where the base number of responses is less than 10 during the period. % is calculated as Quantity/Base number*100

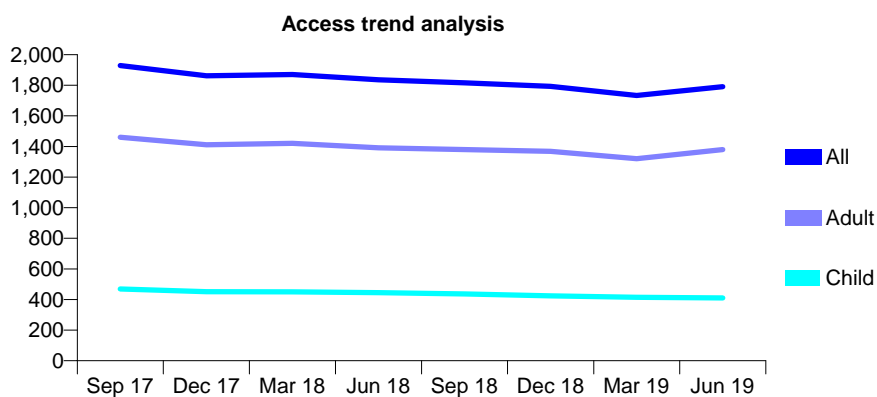
Q68 - Vital Signs At a Glance Contract Report for 104833/0001 - June 2019

Name or company name	J F Royle and R N Chadha
Contract type name	GDS Contract
Purpose of contract	General
Contract start date	07/12/2009
Contract end date	

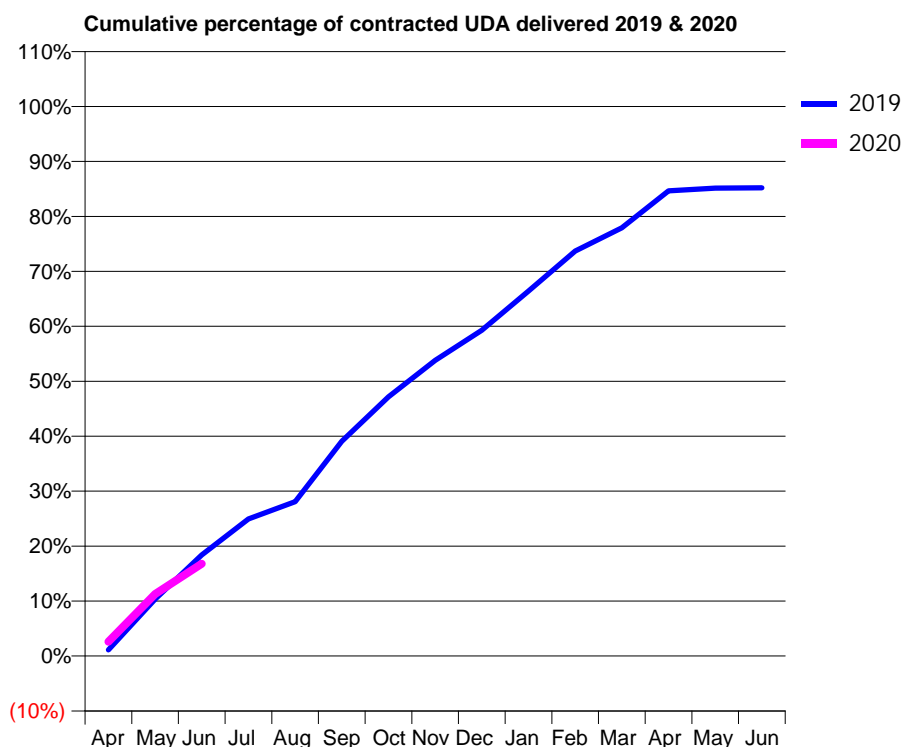
19/20 Contracted general activity (UDA)	5,200
Carry forward general activity (UDA)	0
19/20 Contracted orthodontic activity (UOA)	0
Carry forward orthodontic activity (UOA)	0
Baseline contract value	£135,131.86

ACCESS*

Patients seen in 24 months	Total	Change since previous quarter
Quarter ending June 2018	1,836	
Quarter ending September 2018	1,816	↓
Quarter ending December 2018	1,793	↓
Quarter ending March 2019	1,734	↓
Quarter ending June 2019	1,790	↑
Variance since June 2018	(2.5%)	↓



ACTIVITY



Month	Adjusted Scheduled Activity (UDA)	
	2019	2020
April	58	136
May	539	587
June	956	872
July	1,298	
August	1,460	
September	2,032	
October	2,453	
November	2,798	
December	3,082	
January	3,453	
February	3,832	
March	4,051	
April	4,402	
May	4,427	
June	4,430	

QUALITY

	Quantity	Base Number	Contract	AT	Region	England
% of FP17s for the same patient ID Re-attending within 3 months - Children	7	160	4.4%	8.9%	10.6%	11.4%
% of FP17s for the same patient ID Re-attending within 3 months - Adults	63	503	12.5%	14.9%	15.2%	15.4%
% of FP17s for the same patient ID Re-attending between 3 & 9 months - Children	74	160	46.3%	61.6%	62.3%	59.8%
% of FP17s for the same patient ID Re-attending between 3 & 9 months - Adults	215	503	42.7%	52.9%	53.3%	52.1%
% of FP17s for Band 1 Urgent Courses	41	419	9.8%	9.3%	9.7%	9.2%
% of FP17s Relating to Free Repair or Replacements	3	419	0.7%	0.5%	0.6%	0.7%
% of FP17s Relating to Continuations	2	419	0.5%	0.7%	0.8%	0.8%
% of Patients satisfied with the dentistry they have received	0	0	N/A	93.6%	93.4%	93.4%
% of Patients satisfied with the time they had to wait for an appointment	0	0	N/A	89.3%	86.8%	87.6%

* This is based on patients treated on this contract for their most recent course of treatment. Figures in italics indicate the base number of FP17s or Patient Questionnaire responses are less than 100. N/A is shown where the base number of responses is less than 10 during the period. % is calculated as Quantity/Base number*100

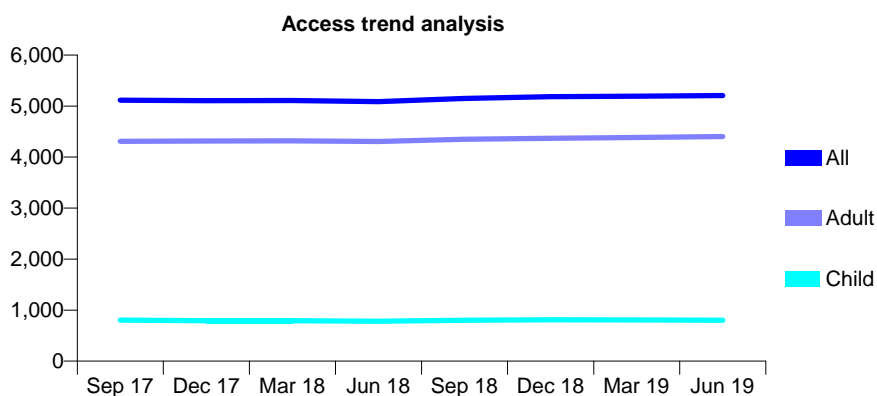
Q68 - Vital Signs At a Glance Contract Report for 104922/0001 - June 2019

Name or company name	Queens Crescent Dental Practice Ltd
Contract type name	GDS Contract
Purpose of contract	General
Contract start date	01/02/2007
Contract end date	

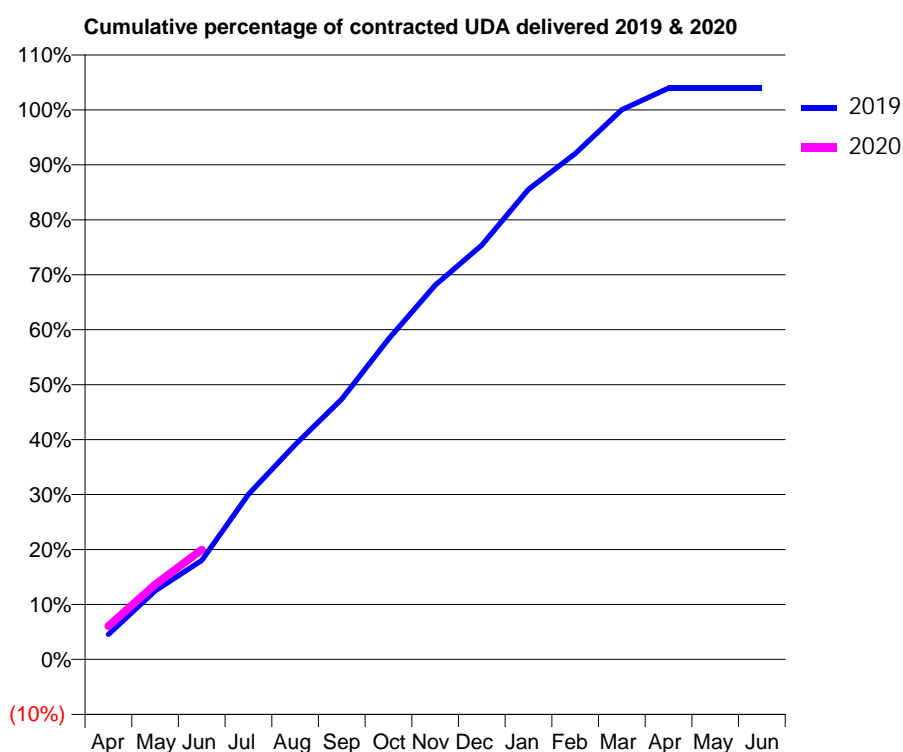
19/20 Contracted general activity (UDA)	15,639
Carry forward general activity (UDA)	0
19/20 Contracted orthodontic activity (UOA)	0
Carry forward orthodontic activity (UOA)	0
Baseline contract value	£440,274.82

ACCESS*

Patients seen in 24 months	Total	Change since previous quarter
Quarter ending June 2018	5,087	
Quarter ending September 2018	5,148	→
Quarter ending December 2018	5,183	→
Quarter ending March 2019	5,193	→
Quarter ending June 2019	5,206	→
Variance since June 2018	2.3%	↑



ACTIVITY



Month	Adjusted Scheduled Activity (UDA)	
	2019	2020
April	710	952
May	1,951	2,131
June	2,817	3,123
July	4,701	
August	6,113	
September	7,408	
October	9,117	
November	10,649	
December	11,789	
January	13,379	
February	14,393	
March	15,643	
April	16,255	
May	16,255	
June	16,255	

QUALITY

	Quantity	Base Number	Contract	AT	Region	England
% of FP17s for the same patient ID Re-attending within 3 months - Children	6	267	2.2%	8.9%	10.6%	11.4%
% of FP17s for the same patient ID Re-attending within 3 months - Adults	221	1,612	13.7%	14.9%	15.2%	15.4%
% of FP17s for the same patient ID Re-attending between 3 & 9 months - Children	180	267	67.4%	61.6%	62.3%	59.8%
% of FP17s for the same patient ID Re-attending between 3 & 9 months - Adults	987	1,612	61.2%	52.9%	53.3%	52.1%
% of FP17s for Band 1 Urgent Courses	103	1,627	6.3%	9.3%	9.7%	9.2%
% of FP17s Relating to Free Repair or Replacements	16	1,627	1.0%	0.5%	0.6%	0.7%
% of FP17s Relating to Continuations	21	1,627	1.3%	0.7%	0.8%	0.8%
% of Patients satisfied with the dentistry they have received	4	4	N/A	93.6%	93.4%	93.4%
% of Patients satisfied with the time they had to wait for an appointment	4	4	N/A	89.3%	86.8%	87.6%

* This is based on patients treated on this contract for their most recent course of treatment.

Figures in italics indicate the base number of FP17s or Patient Questionnaire responses are less than 100. N/A is shown where the base number of responses is less than 10 during the period. % is calculated as Quantity/Base number*100

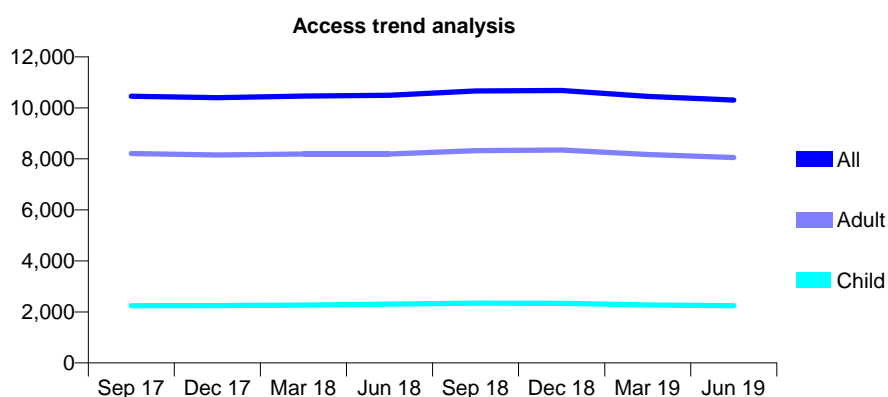
Q68 - Vital Signs At a Glance Contract Report for 105414/0002 - June 2019

Name or company name	First Choice Dental Limited
Contract type name	GDS Contract
Purpose of contract	General
Contract start date	01/04/2006
Contract end date	

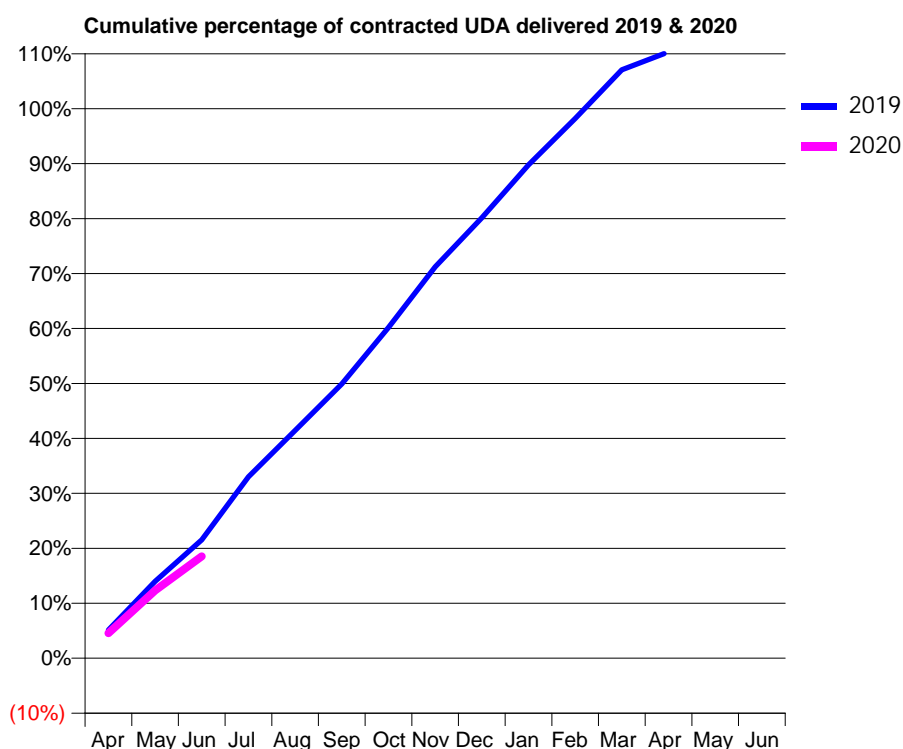
19/20 Contracted general activity (UDA)	28,600
Carry forward general activity (UDA)	0
19/20 Contracted orthodontic activity (UOA)	0
Carry forward orthodontic activity (UOA)	0
Baseline contract value	£737,213.76

ACCESS*

Patients seen in 24 months	Total	Change since previous quarter
Quarter ending June 2018	10,497	
Quarter ending September 2018	10,665	→
Quarter ending December 2018	10,680	→
Quarter ending March 2019	10,449	↓
Quarter ending June 2019	10,302	↓
Variance since June 2018	(1.9%)	↓



ACTIVITY



Month	2019	2020
April	1,476	1,309
May	4,000	3,532
June	6,161	5,304
July	9,440	
August	11,859	
September	14,270	
October	17,217	
November	20,366	
December	22,911	
January	25,673	
February	28,090	
March	30,617	
April	31,552	
May	31,553	
June	31,566	

QUALITY

	Quantity	Base Number	Contract	AT	Region	England
% of FP17s for the same patient ID Re-attending within 3 months - Children	53	762	7.0%	8.9%	10.6%	11.4%
% of FP17s for the same patient ID Re-attending within 3 months - Adults	194	1,997	9.7%	14.9%	15.2%	15.4%
% of FP17s for the same patient ID Re-attending between 3 & 9 months - Children	475	762	62.3%	61.6%	62.3%	59.8%
% of FP17s for the same patient ID Re-attending between 3 & 9 months - Adults	963	1,997	48.2%	52.9%	53.3%	52.1%
% of FP17s for Band 1 Urgent Courses	117	2,438	4.8%	9.3%	9.7%	9.2%
% of FP17s Relating to Free Repair or Replacements	8	2,438	0.3%	0.5%	0.6%	0.7%
% of FP17s Relating to Continuations	33	2,438	1.4%	0.7%	0.8%	0.8%
% of Patients satisfied with the dentistry they have received	3	3	N/A	93.6%	93.4%	93.4%
% of Patients satisfied with the time they had to wait for an appointment	3	3	N/A	89.3%	86.8%	87.6%

* This is based on patients treated on this contract for their most recent course of treatment.

Figures in italics indicate the base number of FP17s or Patient Questionnaire responses are less than 100. N/A is shown where the base number of responses is less than 10 during the period. % is calculated as Quantity/Base number*100

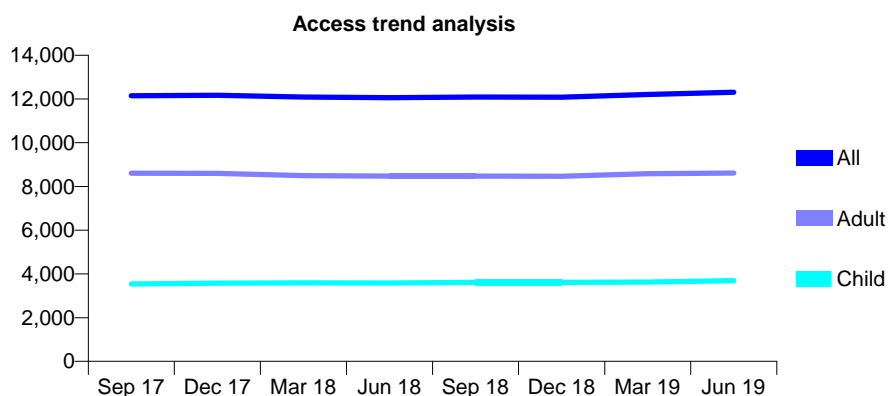
Q68 - Vital Signs At a Glance Contract Report for 105759/0002 - June 2019

Name or company name	Mr S Dattani & Mr J Patel
Contract type name	GDS Contract
Purpose of contract	General
Contract start date	01/07/2007
Contract end date	

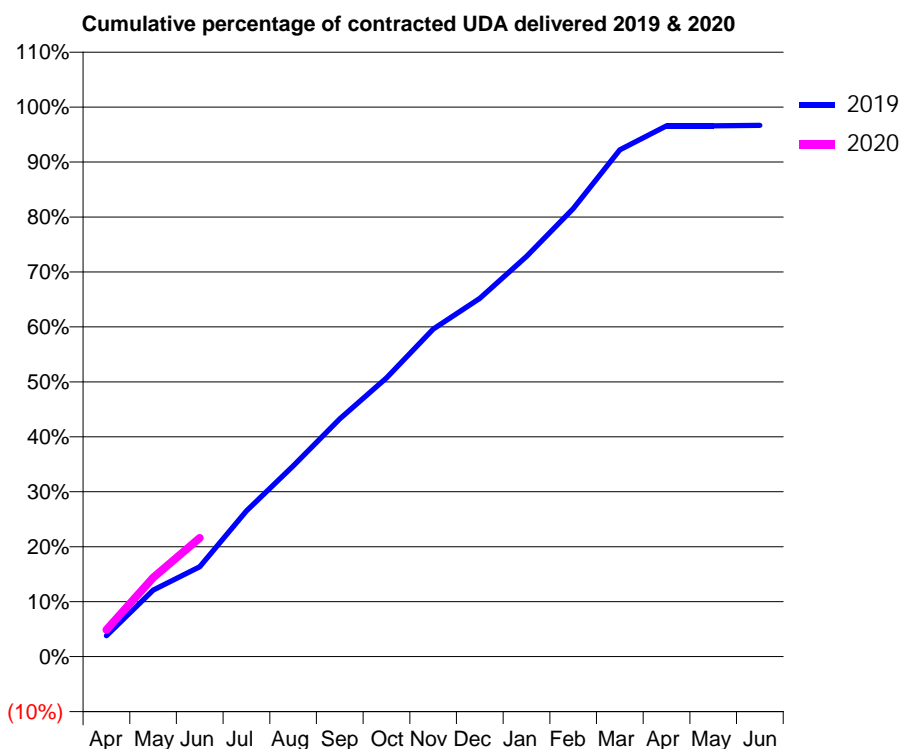
19/20 Contracted general activity (UDA)	23,987
Carry forward general activity (UDA)	0
19/20 Contracted orthodontic activity (UOA)	0
Carry forward orthodontic activity (UOA)	0
Baseline contract value	£696,858.47

ACCESS*

Patients seen in 24 months	Total	Change since previous quarter
Quarter ending June 2018	12,063	
Quarter ending September 2018	12,090	→
Quarter ending December 2018	12,082	→
Quarter ending March 2019	12,203	→
Quarter ending June 2019	12,307	→
Variance since June 2018	2.0%	↑



ACTIVITY



Month	Adjusted Scheduled Activity (UDA)	
	2019	2020
April	912	1,172
May	2,899	3,450
June	3,922	5,177
July	6,357	
August	8,318	
September	10,377	
October	12,163	
November	14,295	
December	15,640	
January	17,468	
February	19,557	
March	22,118	
April	23,164	
May	23,169	
June	23,187	

QUALITY

	Quantity	Base Number	Contract	AT	Region	England
% of FP17s for the same patient ID Re-attending within 3 months - Children	55	1,293	4.3%	8.9%	10.6%	11.4%
% of FP17s for the same patient ID Re-attending within 3 months - Adults	176	2,444	7.2%	14.9%	15.2%	15.4%
% of FP17s for the same patient ID Re-attending between 3 & 9 months - Children	747	1,293	57.8%	61.6%	62.3%	59.8%
% of FP17s for the same patient ID Re-attending between 3 & 9 months - Adults	1,184	2,444	48.4%	52.9%	53.3%	52.1%
% of FP17s for Band 1 Urgent Courses	167	3,070	5.4%	9.3%	9.7%	9.2%
% of FP17s Relating to Free Repair or Replacements	13	3,070	0.4%	0.5%	0.6%	0.7%
% of FP17s Relating to Continuations	5	3,070	0.2%	0.7%	0.8%	0.8%
% of Patients satisfied with the dentistry they have received	6	7	N/A	93.6%	93.4%	93.4%
% of Patients satisfied with the time they had to wait for an appointment	4	7	N/A	89.3%	86.8%	87.6%

* This is based on patients treated on this contract for their most recent course of treatment. Figures in italics indicate the base number of FP17s or Patient Questionnaire responses are less than 100. N/A is shown where the base number of responses is less than 10 during the period. % is calculated as Quantity/Base number*100

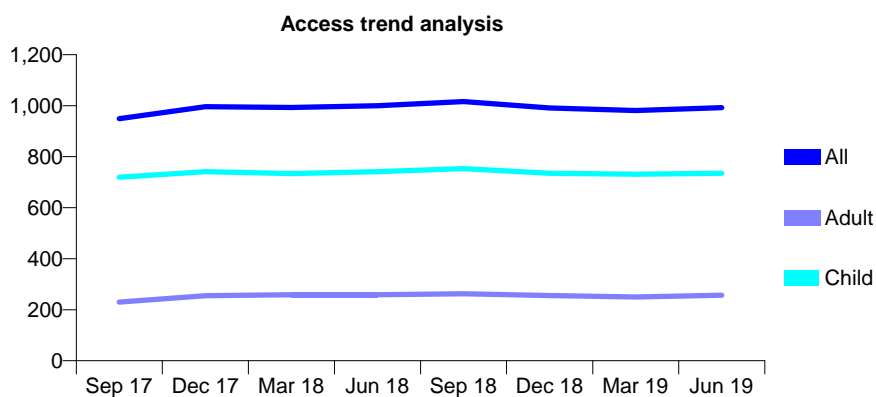
Q68 - Vital Signs At a Glance Contract Report for 107948/0001 - June 2019

Name or company name	Mr N Kennedy and Mr S Rosier
Contract type name	GDS Contract
Purpose of contract	General
Contract start date	01/10/2015
Contract end date	

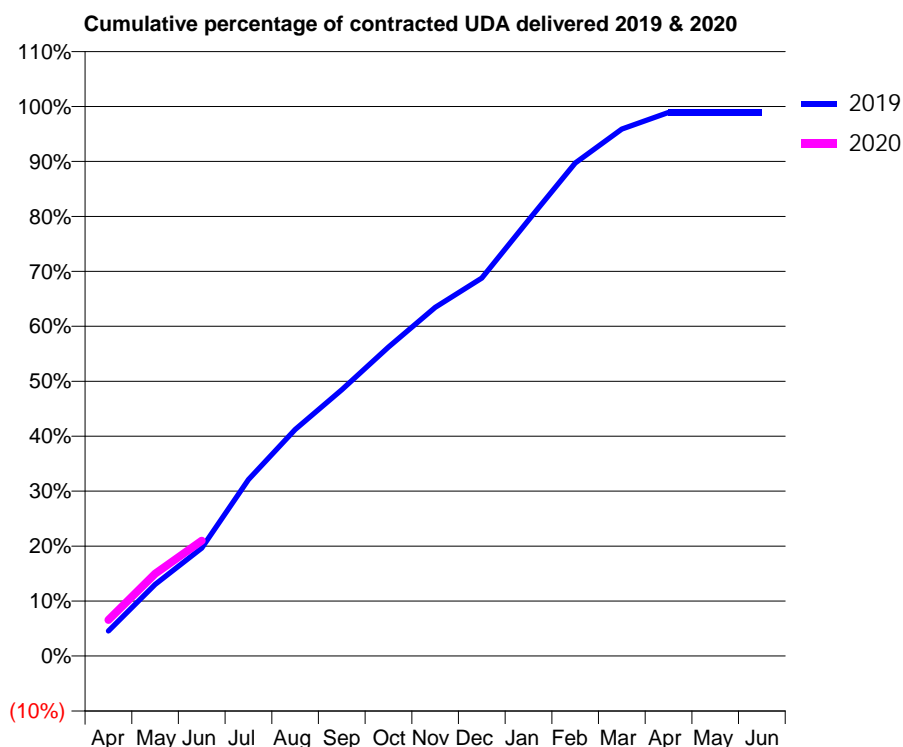
19/20 Contracted general activity (UDA)	2,850
Carry forward general activity (UDA)	0
19/20 Contracted orthodontic activity (UOA)	0
Carry forward orthodontic activity (UOA)	0
Baseline contract value	£69,439.02

ACCESS*

Patients seen in 24 months	Total	Change since previous quarter
Quarter ending June 2018	1,000	
Quarter ending September 2018	1,016	→
Quarter ending December 2018	991	↓
Quarter ending March 2019	981	↓
Quarter ending June 2019	992	→
Variance since June 2018	(0.8%)	→



ACTIVITY



Month	Adjusted Scheduled Activity (UDA)	
	2019	2020
April	129	187
May	372	427
June	560	598
July	915	
August	1,175	
September	1,381	
October	1,602	
November	1,808	
December	1,960	
January	2,261	
February	2,557	
March	2,733	
April	2,818	
May	2,819	
June	2,819	

QUALITY

	Quantity	Base Number	Contract	AT	Region	England
% of FP17s for the same patient ID Re-attending within 3 months - Children	21	242	8.7%	8.9%	10.6%	11.4%
% of FP17s for the same patient ID Re-attending within 3 months - Adults	5	80	6.3%	14.9%	15.2%	15.4%
% of FP17s for the same patient ID Re-attending between 3 & 9 months - Children	136	242	56.2%	61.6%	62.3%	59.8%
% of FP17s for the same patient ID Re-attending between 3 & 9 months - Adults	54	80	67.5%	52.9%	53.3%	52.1%
% of FP17s for Band 1 Urgent Courses	18	277	6.5%	9.3%	9.7%	9.2%
% of FP17s Relating to Free Repair or Replacements	0	277	0.0%	0.5%	0.6%	0.7%
% of FP17s Relating to Continuations	0	277	0.0%	0.7%	0.8%	0.8%
% of Patients satisfied with the dentistry they have received	0	0	N/A	93.6%	93.4%	93.4%
% of Patients satisfied with the time they had to wait for an appointment	0	0	N/A	89.3%	86.8%	87.6%

* This is based on patients treated on this contract for their most recent course of treatment. Figures in italics indicate the base number of FP17s or Patient Questionnaire responses are less than 100. N/A is shown where the base number of responses is less than 10 during the period. % is calculated as Quantity/Base number*100

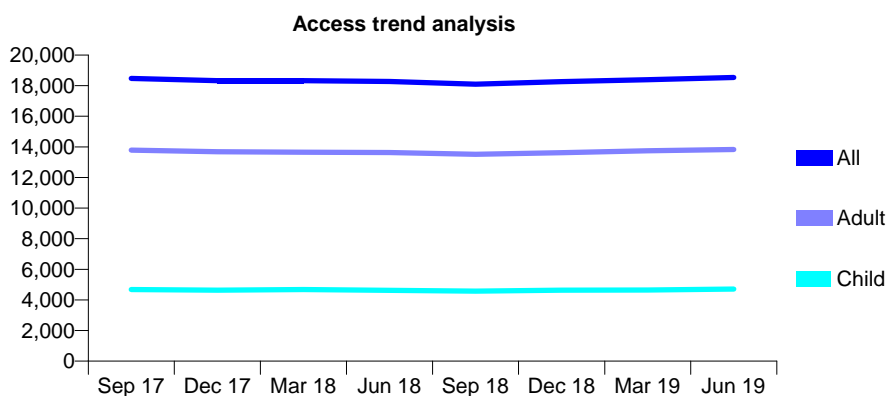
Q68 - Vital Signs At a Glance Contract Report for 108103/0001 - June 2019

Name or company name	Mr Barry Westwood and Mr William Westwood
Contract type name	GDS Contract
Purpose of contract	General
Contract start date	27/07/2011
Contract end date	

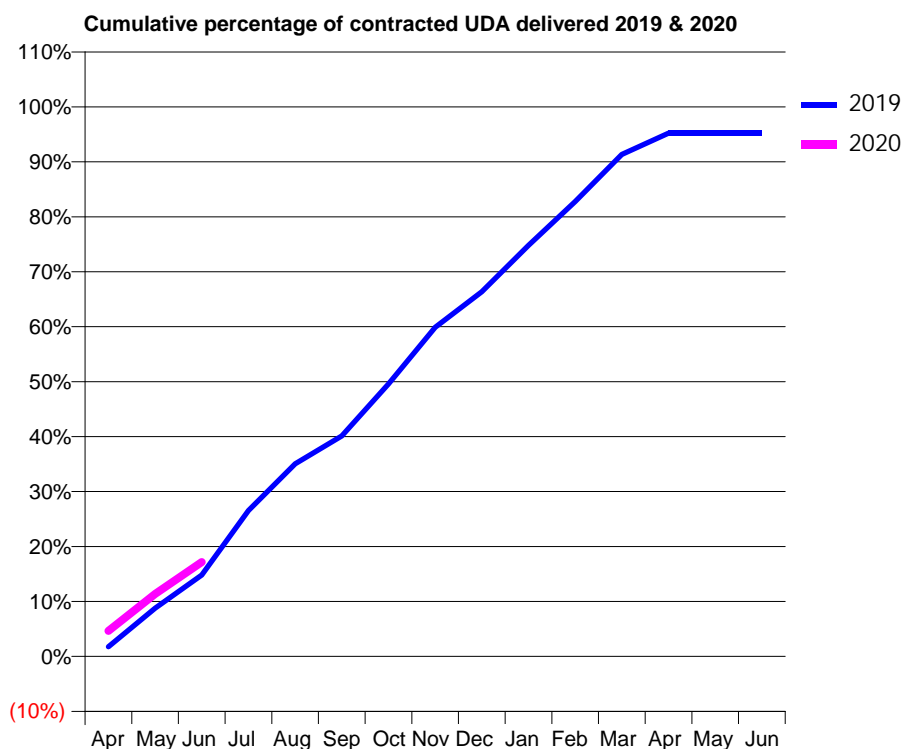
19/20 Contracted general activity (UDA)	48,198
Carry forward general activity (UDA)	0
19/20 Contracted orthodontic activity (UOA)	0
Carry forward orthodontic activity (UOA)	0
Baseline contract value	£1,208,464.25

ACCESS*

Patients seen in 24 months	Total	Change since previous quarter
Quarter ending June 2018	18,266	
Quarter ending September 2018	18,092	→
Quarter ending December 2018	18,264	→
Quarter ending March 2019	18,393	→
Quarter ending June 2019	18,542	→
Variance since June 2018	1.5%	→



ACTIVITY



Month	Adjusted Scheduled Activity (UDA)	
	2019	2020
April	846	2,235
May	4,234	5,476
June	7,144	8,275
July	12,801	
August	16,892	
September	19,338	
October	23,902	
November	28,860	
December	31,980	
January	36,055	
February	39,906	
March	44,027	
April	45,888	
May	45,888	
June	45,888	

QUALITY

	Quantity	Base Number	Contract	AT	Region	England
% of FP17s for the same patient ID Re-attending within 3 months - Children	84	1,731	4.9%	8.9%	10.6%	11.4%
% of FP17s for the same patient ID Re-attending within 3 months - Adults	467	4,329	10.8%	14.9%	15.2%	15.4%
% of FP17s for the same patient ID Re-attending between 3 & 9 months - Children	1,131	1,731	65.3%	61.6%	62.3%	59.8%
% of FP17s for the same patient ID Re-attending between 3 & 9 months - Adults	2,278	4,329	52.6%	52.9%	53.3%	52.1%
% of FP17s for Band 1 Urgent Courses	316	4,996	6.3%	9.3%	9.7%	9.2%
% of FP17s Relating to Free Repair or Replacements	20	4,996	0.4%	0.5%	0.6%	0.7%
% of FP17s Relating to Continuations	19	4,996	0.4%	0.7%	0.8%	0.8%
% of Patients satisfied with the dentistry they have received	4	5	N/A	93.6%	93.4%	93.4%
% of Patients satisfied with the time they had to wait for an appointment	5	5	N/A	89.3%	86.8%	87.6%

* This is based on patients treated on this contract for their most recent course of treatment. Figures in italics indicate the base number of FP17s or Patient Questionnaire responses are less than 100. N/A is shown where the base number of responses is less than 10 during the period. % is calculated as Quantity/Base number*100

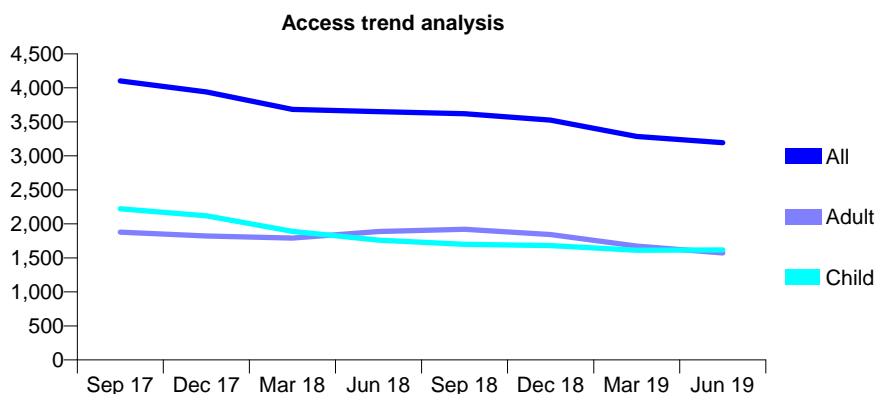
Q68 - Vital Signs At a Glance Contract Report for 108812/0001 - June 2019

Name or company name	St Faiths Clinic Limited
Contract type name	PDS Contract
Purpose of contract	General
Contract start date	01/08/2015
Contract end date	31/03/2021

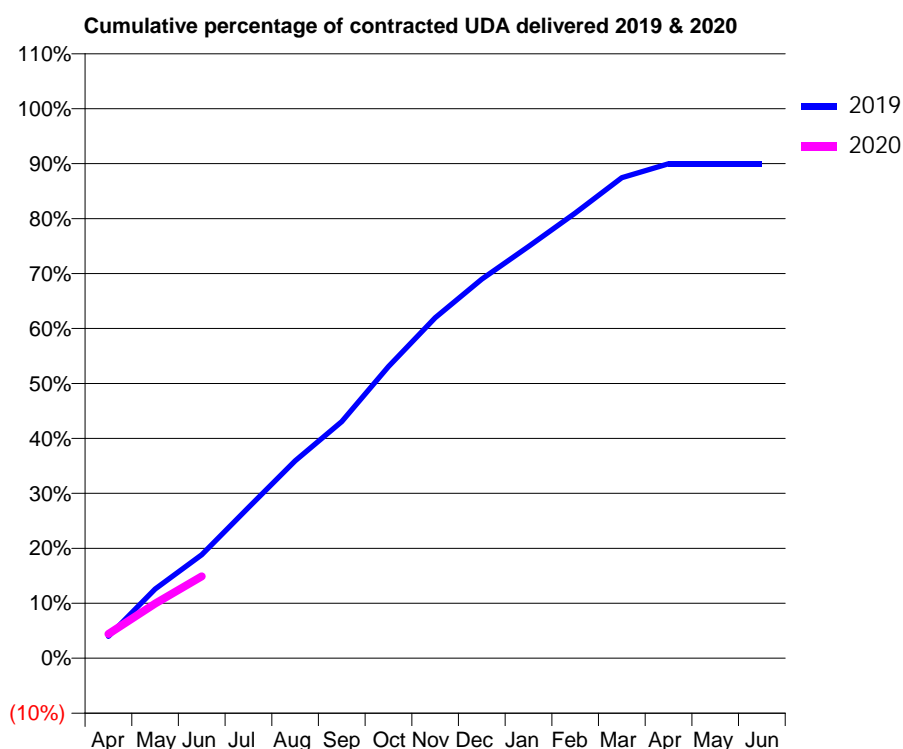
19/20 Contracted general activity (UDA)	12,626
Carry forward general activity (UDA)	0
19/20 Contracted orthodontic activity (UOA)	0
Carry forward orthodontic activity (UOA)	0
Baseline contract value	£666,364.41

ACCESS*

Patients seen in 24 months	Total	Change since previous quarter
Quarter ending June 2018	3,650	
Quarter ending September 2018	3,621	→
Quarter ending December 2018	3,526	↓
Quarter ending March 2019	3,286	↓
Quarter ending June 2019	3,193	↓
Variance since June 2018	(12.5%)	↓



ACTIVITY



Month	2019	2020
April	505	556
May	1,593	1,259
June	2,379	1,884
July	3,464	
August	4,538	
September	5,437	
October	6,702	
November	7,824	
December	8,711	
January	9,461	
February	10,227	
March	11,042	
April	11,359	
May	11,359	
June	11,359	

QUALITY

	Quantity	Base Number	Contract	AT	Region	England
% of FP17s for the same patient ID Re-attending within 3 months - Children	5	512	1.0%	8.9%	10.6%	11.4%
% of FP17s for the same patient ID Re-attending within 3 months - Adults	0	235	0.0%	14.9%	15.2%	15.4%
% of FP17s for the same patient ID Re-attending between 3 & 9 months - Children	0	512	0.0%	61.6%	62.3%	59.8%
% of FP17s for the same patient ID Re-attending between 3 & 9 months - Adults	0	235	0.0%	52.9%	53.3%	52.1%
% of FP17s for Band 1 Urgent Courses	0	640	0.0%	9.3%	9.7%	9.2%
% of FP17s Relating to Free Repair or Replacements	0	640	0.0%	0.5%	0.6%	0.7%
% of FP17s Relating to Continuations	2	640	0.3%	0.7%	0.8%	0.8%
% of Patients satisfied with the dentistry they have received	0	0	N/A	93.6%	93.4%	93.4%
% of Patients satisfied with the time they had to wait for an appointment	0	0	N/A	89.3%	86.8%	87.6%

* This is based on patients treated on this contract for their most recent course of treatment.

Figures in italics indicate the base number of FP17s or Patient Questionnaire responses are less than 100. N/A is shown where the base number of responses is less than 10 during the period. % is calculated as Quantity/Base number*100

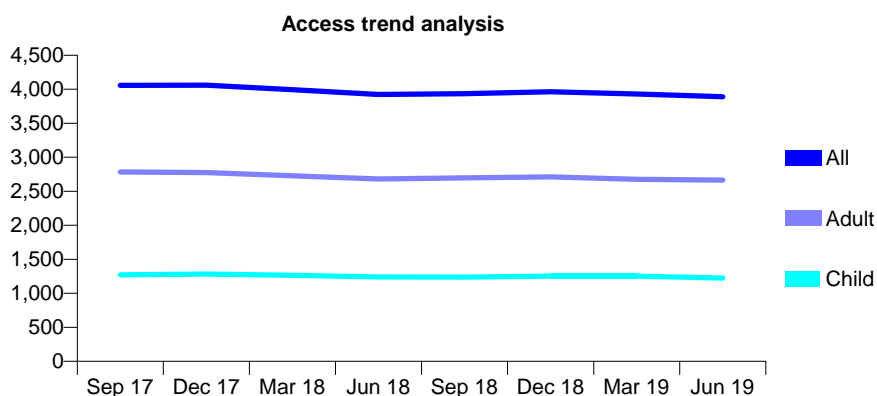
Q68 - Vital Signs At a Glance Contract Report for 111104/0001 - June 2019

Name or company name	Mr M Mousavi & Ms F Mirsiaghi
Contract type name	GDS Contract
Purpose of contract	General
Contract start date	01/12/2014
Contract end date	

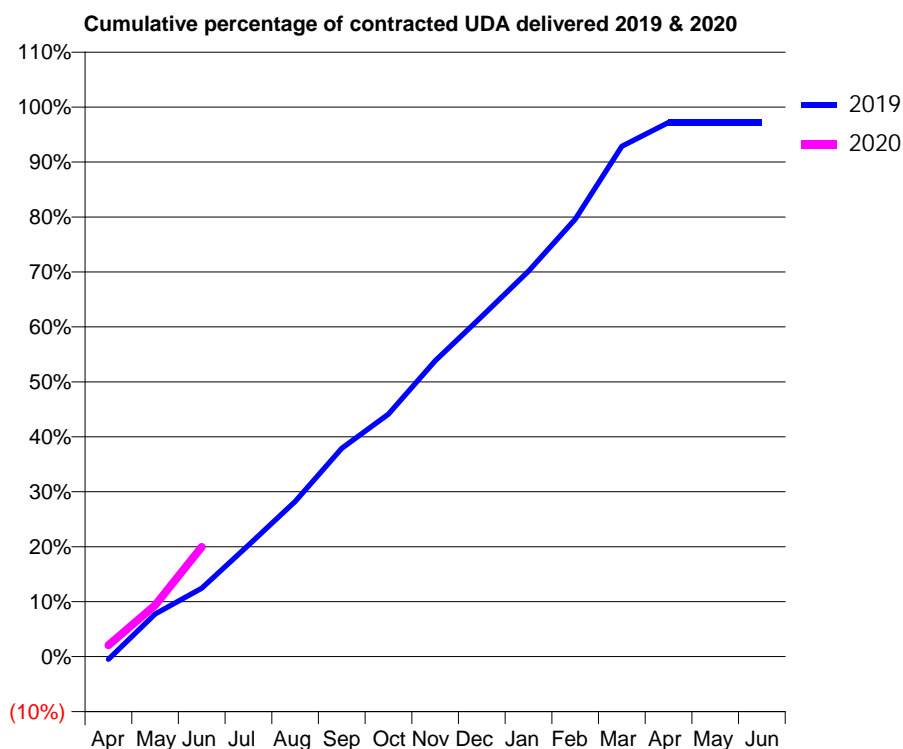
19/20 Contracted general activity (UDA)	12,310
Carry forward general activity (UDA)	0
19/20 Contracted orthodontic activity (UOA)	0
Carry forward orthodontic activity (UOA)	0
Baseline contract value	£362,885.51

ACCESS*

Patients seen in 24 months	Total	Change since previous quarter
Quarter ending June 2018	3,924	
Quarter ending September 2018	3,935	→
Quarter ending December 2018	3,963	→
Quarter ending March 2019	3,931	→
Quarter ending June 2019	3,891	↓
Variance since June 2018	(0.8%)	→



ACTIVITY



Month	Adjusted Scheduled Activity (UDA)	
	2019	2020
April	-62	259
May	955	1,151
June	1,533	2,456
July	2,499	
August	3,476	
September	4,665	
October	5,432	
November	6,628	
December	7,620	
January	8,634	
February	9,800	
March	11,430	
April	11,966	
May	11,966	
June	11,965	

QUALITY

	Quantity	Base Number	Contract	AT	Region	England
% of FP17s for the same patient ID Re-attending within 3 months - Children	31	365	8.5%	8.9%	10.6%	11.4%
% of FP17s for the same patient ID Re-attending within 3 months - Adults	98	663	14.8%	14.9%	15.2%	15.4%
% of FP17s for the same patient ID Re-attending between 3 & 9 months - Children	192	365	52.6%	61.6%	62.3%	59.8%
% of FP17s for the same patient ID Re-attending between 3 & 9 months - Adults	254	663	38.3%	52.9%	53.3%	52.1%
% of FP17s for Band 1 Urgent Courses	103	842	12.2%	9.3%	9.7%	9.2%
% of FP17s Relating to Free Repair or Replacements	11	842	1.3%	0.5%	0.6%	0.7%
% of FP17s Relating to Continuations	9	842	1.1%	0.7%	0.8%	0.8%
% of Patients satisfied with the dentistry they have received	2	2	N/A	93.6%	93.4%	93.4%
% of Patients satisfied with the time they had to wait for an appointment	2	2	N/A	89.3%	86.8%	87.6%

* This is based on patients treated on this contract for their most recent course of treatment. Figures in italics indicate the base number of FP17s or Patient Questionnaire responses are less than 100. N/A is shown where the base number of responses is less than 10 during the period. % is calculated as Quantity/Base number*100

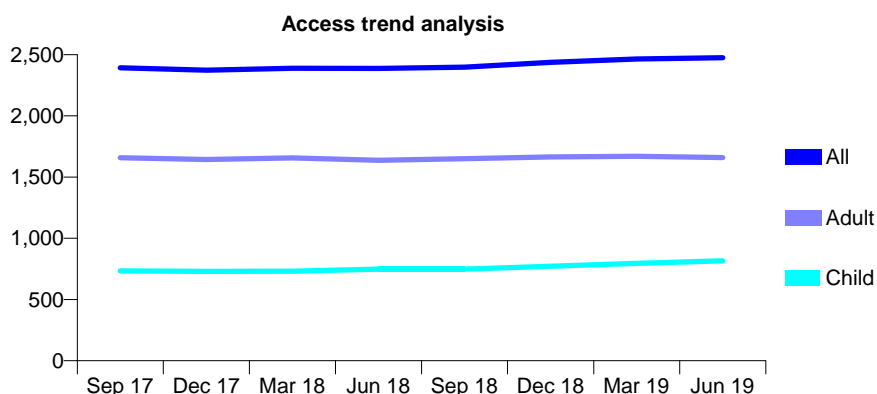
Q68 - Vital Signs At a Glance Contract Report for 111740/0001 - June 2019

Name or company name	Mr Mayuran Senthilnathan & Mr Amit Dodia
Contract type name	GDS Contract
Purpose of contract	General
Contract start date	06/06/2010
Contract end date	

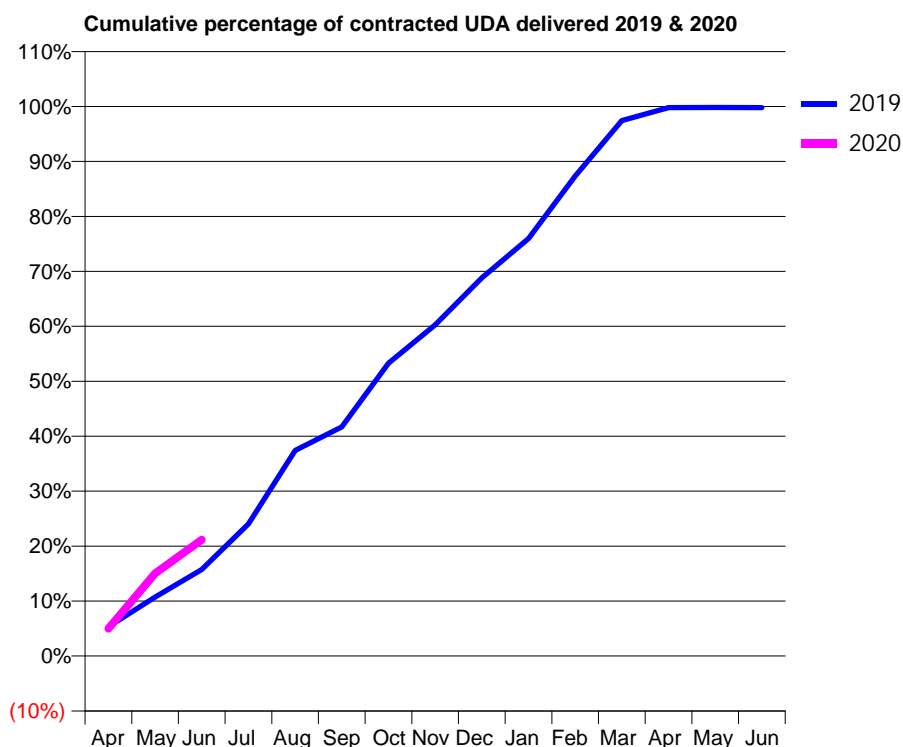
19/20 Contracted general activity (UDA)	7,827
Carry forward general activity (UDA)	0
19/20 Contracted orthodontic activity (UOA)	0
Carry forward orthodontic activity (UOA)	0
Baseline contract value	£180,062.12

ACCESS*

Patients seen in 24 months	Total	Change since previous quarter
Quarter ending June 2018	2,387	
Quarter ending September 2018	2,398	→
Quarter ending December 2018	2,437	→
Quarter ending March 2019	2,465	→
Quarter ending June 2019	2,476	→
Variance since June 2018	3.7%	↑



ACTIVITY



Month	Adjusted Scheduled Activity (UDA)	
	2019	2020
April	418	389
May	841	1,177
June	1,231	1,657
July	1,882	
August	2,928	
September	3,263	
October	4,170	
November	4,717	
December	5,386	
January	5,946	
February	6,836	
March	7,624	
April	7,809	
May	7,812	
June	7,811	

QUALITY

	Quantity	Base Number	Contract	AT	Region	England
% of FP17s for the same patient ID Re-attending within 3 months - Children	37	312	11.9%	8.9%	10.6%	11.4%
% of FP17s for the same patient ID Re-attending within 3 months - Adults	91	551	16.5%	14.9%	15.2%	15.4%
% of FP17s for the same patient ID Re-attending between 3 & 9 months - Children	195	312	62.5%	61.6%	62.3%	59.8%
% of FP17s for the same patient ID Re-attending between 3 & 9 months - Adults	322	551	58.4%	52.9%	53.3%	52.1%
% of FP17s for Band 1 Urgent Courses	50	751	6.7%	9.3%	9.7%	9.2%
% of FP17s Relating to Free Repair or Replacements	13	751	1.7%	0.5%	0.6%	0.7%
% of FP17s Relating to Continuations	1	751	0.1%	0.7%	0.8%	0.8%
% of Patients satisfied with the dentistry they have received	0	0	N/A	93.6%	93.4%	93.4%
% of Patients satisfied with the time they had to wait for an appointment	0	0	N/A	89.3%	86.8%	87.6%

* This is based on patients treated on this contract for their most recent course of treatment. Figures in italics indicate the base number of FP17s or Patient Questionnaire responses are less than 100. N/A is shown where the base number of responses is less than 10 during the period. % is calculated as Quantity/Base number*100

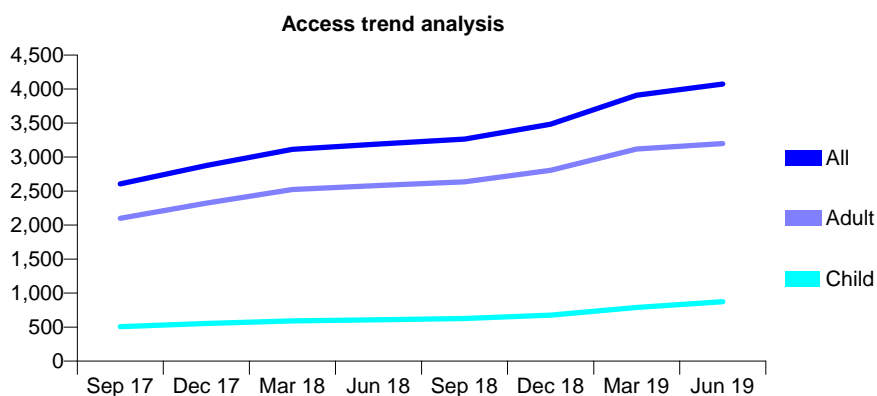
Q68 - Vital Signs At a Glance Contract Report for 113611/0001 - June 2019

Name or company name	North Chailey Dental Care
Contract type name	GDS Contract
Purpose of contract	General
Contract start date	13/11/2015
Contract end date	

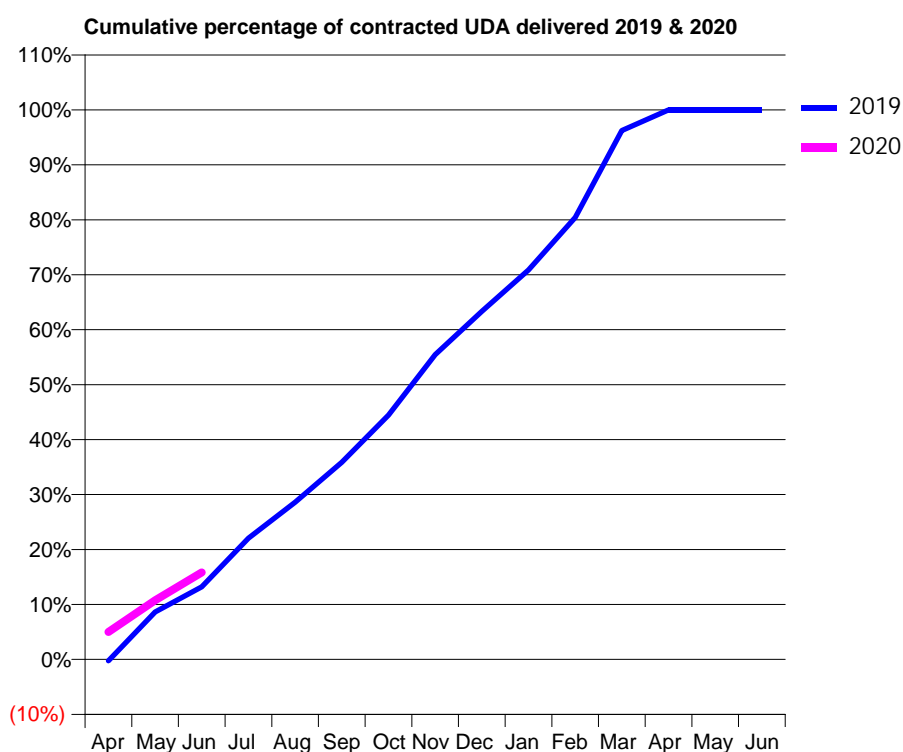
19/20 Contracted general activity (UDA)	12,000
Carry forward general activity (UDA)	0
19/20 Contracted orthodontic activity (UOA)	0
Carry forward orthodontic activity (UOA)	0
Baseline contract value	£315,283.28

ACCESS*

Patients seen in 24 months	Total	Change since previous quarter
Quarter ending June 2018	3,191	
Quarter ending September 2018	3,263	↑
Quarter ending December 2018	3,483	↑
Quarter ending March 2019	3,908	↑
Quarter ending June 2019	4,073	↑
Variance since June 2018	27.6%	↑



ACTIVITY



Month	Adjusted Scheduled Activity (UDA)	
	2019	2020
April	-32	601
May	1,036	1,290
June	1,586	1,900
July	2,650	
August	3,434	
September	4,303	
October	5,333	
November	6,654	
December	7,598	
January	8,506	
February	9,649	
March	11,547	
April	11,998	
May	11,998	
June	11,998	

QUALITY

	Quantity	Base Number	Contract	AT	Region	England
% of FP17s for the same patient ID Re-attending within 3 months - Children	11	221	5.0%	8.9%	10.6%	11.4%
% of FP17s for the same patient ID Re-attending within 3 months - Adults	95	771	12.3%	14.9%	15.2%	15.4%
% of FP17s for the same patient ID Re-attending between 3 & 9 months - Children	75	221	33.9%	61.6%	62.3%	59.8%
% of FP17s for the same patient ID Re-attending between 3 & 9 months - Adults	351	771	45.5%	52.9%	53.3%	52.1%
% of FP17s for Band 1 Urgent Courses	107	811	13.2%	9.3%	9.7%	9.2%
% of FP17s Relating to Free Repair or Replacements	0	811	0.0%	0.5%	0.6%	0.7%
% of FP17s Relating to Continuations	8	811	1.0%	0.7%	0.8%	0.8%
% of Patients satisfied with the dentistry they have received	1	1	N/A	93.6%	93.4%	93.4%
% of Patients satisfied with the time they had to wait for an appointment	1	1	N/A	89.3%	86.8%	87.6%

* This is based on patients treated on this contract for their most recent course of treatment. Figures in italics indicate the base number of FP17s or Patient Questionnaire responses are less than 100. N/A is shown where the base number of responses is less than 10 during the period. % is calculated as Quantity/Base number*100

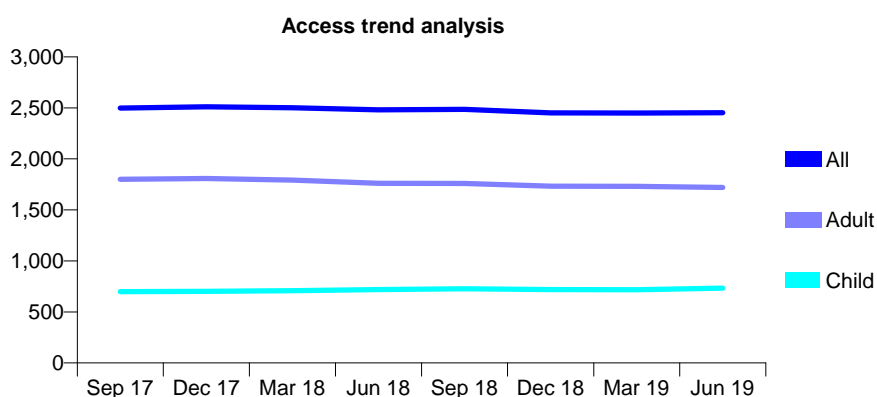
Q68 - Vital Signs At a Glance Contract Report for 114073/0001 - June 2019

Name or company name	Mr Mohammed Farmanand Miss Sarah Alia
Contract type name	GDS Contract
Purpose of contract	General
Contract start date	01/07/2014
Contract end date	

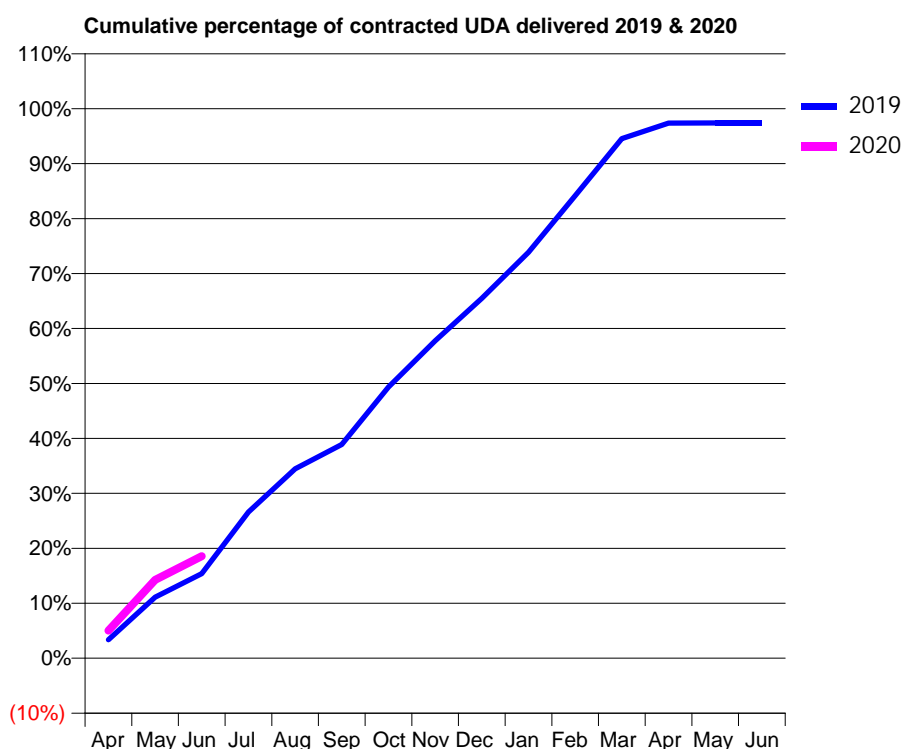
19/20 Contracted general activity (UDA)	7,501
Carry forward general activity (UDA)	0
19/20 Contracted orthodontic activity (UOA)	0
Carry forward orthodontic activity (UOA)	0
Baseline contract value	£176,580.06

ACCESS*

Patients seen in 24 months	Total	Change since previous quarter
Quarter ending June 2018	2,481	
Quarter ending September 2018	2,486	→
Quarter ending December 2018	2,452	↓
Quarter ending March 2019	2,449	→
Quarter ending June 2019	2,453	→
Variance since June 2018	(1.1%)	↓



ACTIVITY



Month	2019	2020
April	252	378
May	833	1,069
June	1,156	1,393
July	1,995	
August	2,586	
September	2,917	
October	3,702	
November	4,333	
December	4,913	
January	5,541	
February	6,313	
March	7,092	
April	7,303	
May	7,305	
June	7,305	

QUALITY

	Quantity	Base Number	Contract	AT	Region	England
% of FP17s for the same patient ID Re-attending within 3 months - Children	8	196	4.1%	8.9%	10.6%	11.4%
% of FP17s for the same patient ID Re-attending within 3 months - Adults	55	442	12.4%	14.9%	15.2%	15.4%
% of FP17s for the same patient ID Re-attending between 3 & 9 months - Children	85	196	43.4%	61.6%	62.3%	59.8%
% of FP17s for the same patient ID Re-attending between 3 & 9 months - Adults	216	442	48.9%	52.9%	53.3%	52.1%
% of FP17s for Band 1 Urgent Courses	57	554	10.3%	9.3%	9.7%	9.2%
% of FP17s Relating to Free Repair or Replacements	1	554	0.2%	0.5%	0.6%	0.7%
% of FP17s Relating to Continuations	9	554	1.6%	0.7%	0.8%	0.8%
% of Patients satisfied with the dentistry they have received	1	1	N/A	93.6%	93.4%	93.4%
% of Patients satisfied with the time they had to wait for an appointment	1	1	N/A	89.3%	86.8%	87.6%

* This is based on patients treated on this contract for their most recent course of treatment.

Figures in italics indicate the base number of FP17s or Patient Questionnaire responses are less than 100. N/A is shown where the base number of responses is less than 10 during the period. % is calculated as Quantity/Base number*100

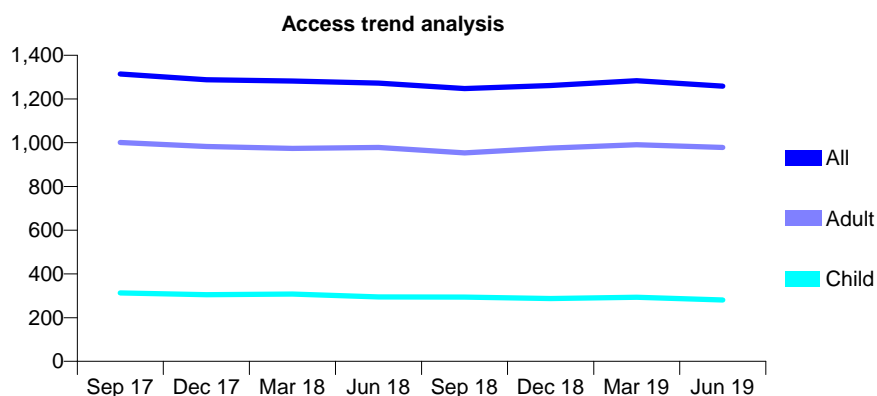
Q68 - Vital Signs At a Glance Contract Report for 115673/0001 - June 2019

Name or company name	Rye Dental Surgery Partnership
Contract type name	GDS Contract
Purpose of contract	General
Contract start date	13/09/2014
Contract end date	

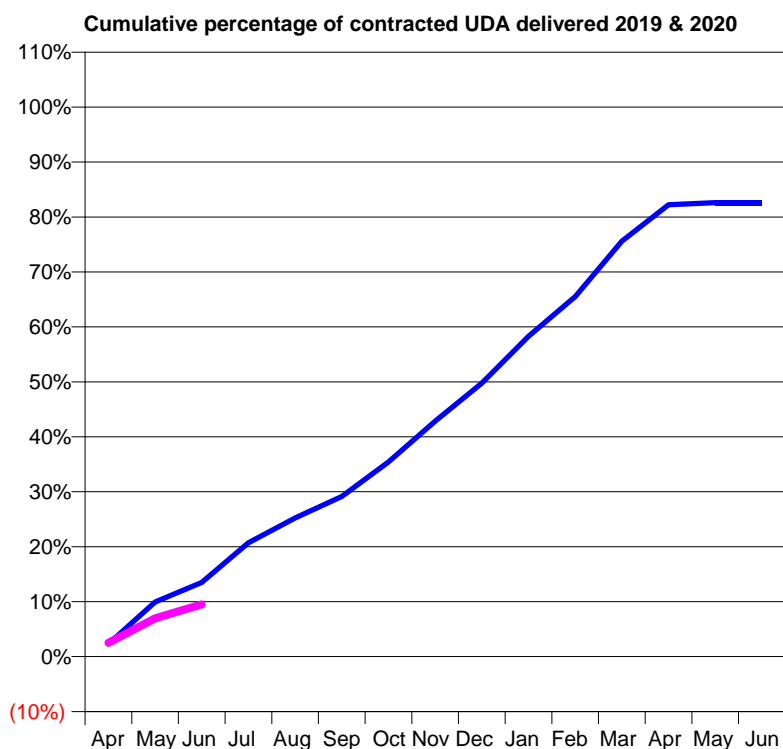
19/20 Contracted general activity (UDA)	5,000
Carry forward general activity (UDA)	0
19/20 Contracted orthodontic activity (UOA)	0
Carry forward orthodontic activity (UOA)	0
Baseline contract value	£122,610.15

ACCESS*

Patients seen in 24 months	Total	Change since previous quarter
Quarter ending June 2018	1,273	
Quarter ending September 2018	1,248	↓
Quarter ending December 2018	1,262	→
Quarter ending March 2019	1,284	→
Quarter ending June 2019	1,259	↓
Variance since June 2018	(1.1%)	↓



ACTIVITY



Month	Adjusted Scheduled Activity (UDA)	
	2019	2020
April	116	127
May	498	349
June	675	476
July	1,037	
August	1,261	
September	1,457	
October	1,771	
November	2,143	
December	2,488	
January	2,915	
February	3,276	
March	3,779	
April	4,111	
May	4,129	
June	4,129	

QUALITY

	Quantity	Base Number	Contract	AT	Region	England
% of FP17s for the same patient ID Re-attending within 3 months - Children	4	63	6.3%	8.9%	10.6%	11.4%
% of FP17s for the same patient ID Re-attending within 3 months - Adults	35	240	14.6%	14.9%	15.2%	15.4%
% of FP17s for the same patient ID Re-attending between 3 & 9 months - Children	22	63	34.9%	61.6%	62.3%	59.8%
% of FP17s for the same patient ID Re-attending between 3 & 9 months - Adults	106	240	44.2%	52.9%	53.3%	52.1%
% of FP17s for Band 1 Urgent Courses	10	206	4.9%	9.3%	9.7%	9.2%
% of FP17s Relating to Free Repair or Replacements	0	206	0.0%	0.5%	0.6%	0.7%
% of FP17s Relating to Continuations	9	206	4.4%	0.7%	0.8%	0.8%
% of Patients satisfied with the dentistry they have received	2	2	N/A	93.6%	93.4%	93.4%
% of Patients satisfied with the time they had to wait for an appointment	2	2	N/A	89.3%	86.8%	87.6%

* This is based on patients treated on this contract for their most recent course of treatment. Figures in italics indicate the base number of FP17s or Patient Questionnaire responses are less than 100. N/A is shown where the base number of responses is less than 10 during the period. % is calculated as Quantity/Base number*100

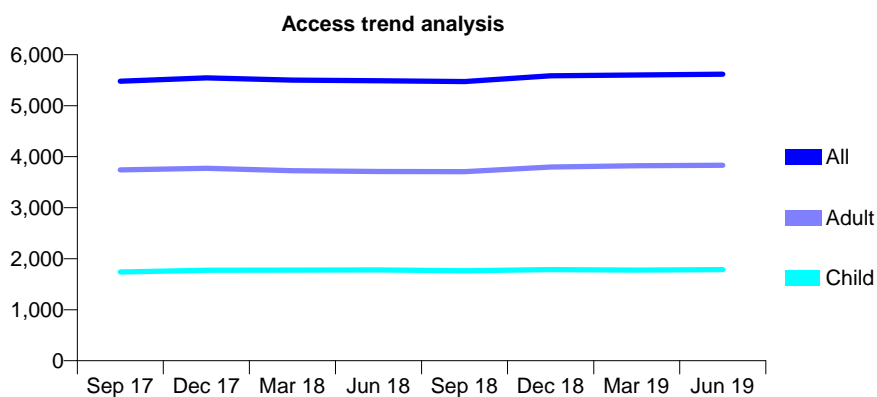
Q68 - Vital Signs At a Glance Contract Report for 116513/0001 - June 2019

Name or company name	Fairfield Dental Surgery Limited
Contract type name	GDS Contract
Purpose of contract	General
Contract start date	01/05/2007
Contract end date	

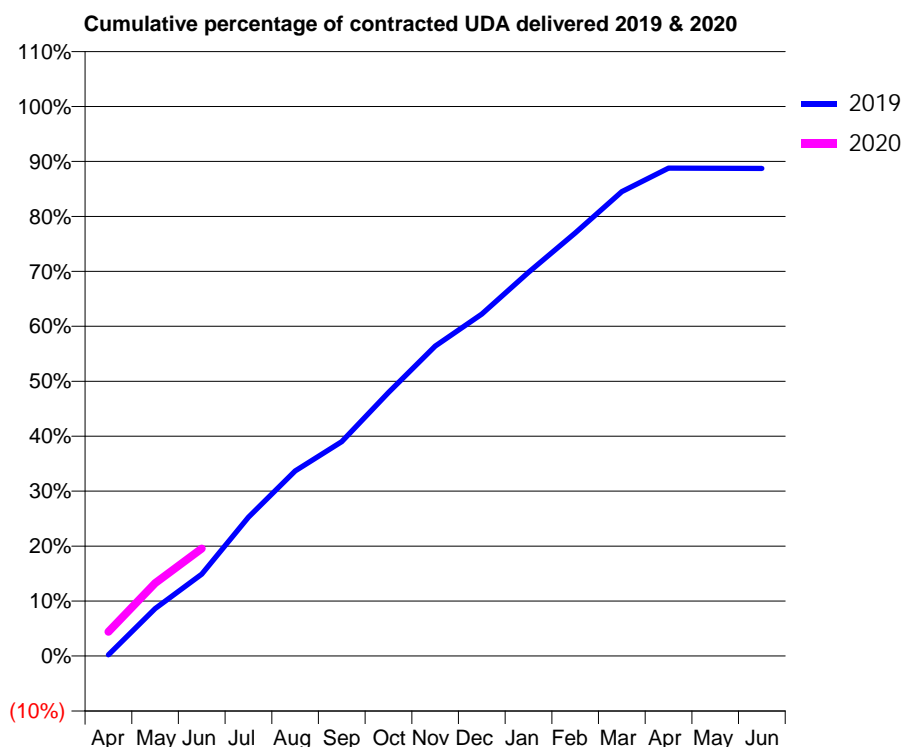
19/20 Contracted general activity (UDA)	12,859
Carry forward general activity (UDA)	0
19/20 Contracted orthodontic activity (UOA)	0
Carry forward orthodontic activity (UOA)	0
Baseline contract value	£296,913.13

ACCESS*

Patients seen in 24 months	Total	Change since previous quarter
Quarter ending June 2018	5,489	
Quarter ending September 2018	5,474	→
Quarter ending December 2018	5,586	↑
Quarter ending March 2019	5,601	→
Quarter ending June 2019	5,618	→
Variance since June 2018	2.4%	↑



ACTIVITY



Month	Adjusted Scheduled Activity (UDA)	
	2019	2020
April	29	568
May	1,109	1,705
June	1,913	2,513
July	3,251	
August	4,333	
September	5,015	
October	6,166	
November	7,254	
December	8,001	
January	8,980	
February	9,901	
March	10,863	
April	11,415	
May	11,412	
June	11,410	

QUALITY

	Quantity	Base Number	Contract	AT	Region	England
% of FP17s for the same patient ID Re-attending within 3 months - Children	42	692	6.1%	8.9%	10.6%	11.4%
% of FP17s for the same patient ID Re-attending within 3 months - Adults	78	1,195	6.5%	14.9%	15.2%	15.4%
% of FP17s for the same patient ID Re-attending between 3 & 9 months - Children	453	692	65.5%	61.6%	62.3%	59.8%
% of FP17s for the same patient ID Re-attending between 3 & 9 months - Adults	717	1,195	60.0%	52.9%	53.3%	52.1%
% of FP17s for Band 1 Urgent Courses	94	1,632	5.8%	9.3%	9.7%	9.2%
% of FP17s Relating to Free Repair or Replacements	0	1,632	0.0%	0.5%	0.6%	0.7%
% of FP17s Relating to Continuations	6	1,632	0.4%	0.7%	0.8%	0.8%
% of Patients satisfied with the dentistry they have received	1	1	N/A	93.6%	93.4%	93.4%
% of Patients satisfied with the time they had to wait for an appointment	1	1	N/A	89.3%	86.8%	87.6%

* This is based on patients treated on this contract for their most recent course of treatment. Figures in italics indicate the base number of FP17s or Patient Questionnaire responses are less than 100. N/A is shown where the base number of responses is less than 10 during the period. % is calculated as Quantity/Base number*100

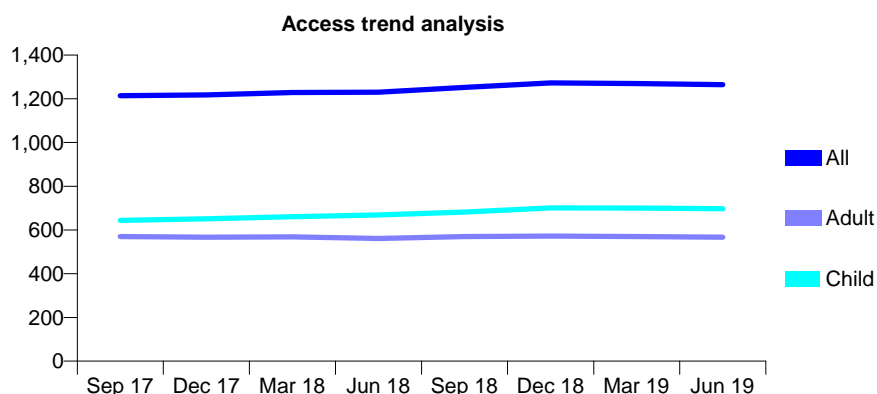
Q68 - Vital Signs At a Glance Contract Report for 116513/0003 - June 2019

Name or company name	Fairfield Dental Surgery Limited
Contract type name	GDS Contract
Purpose of contract	General
Contract start date	01/08/2011
Contract end date	

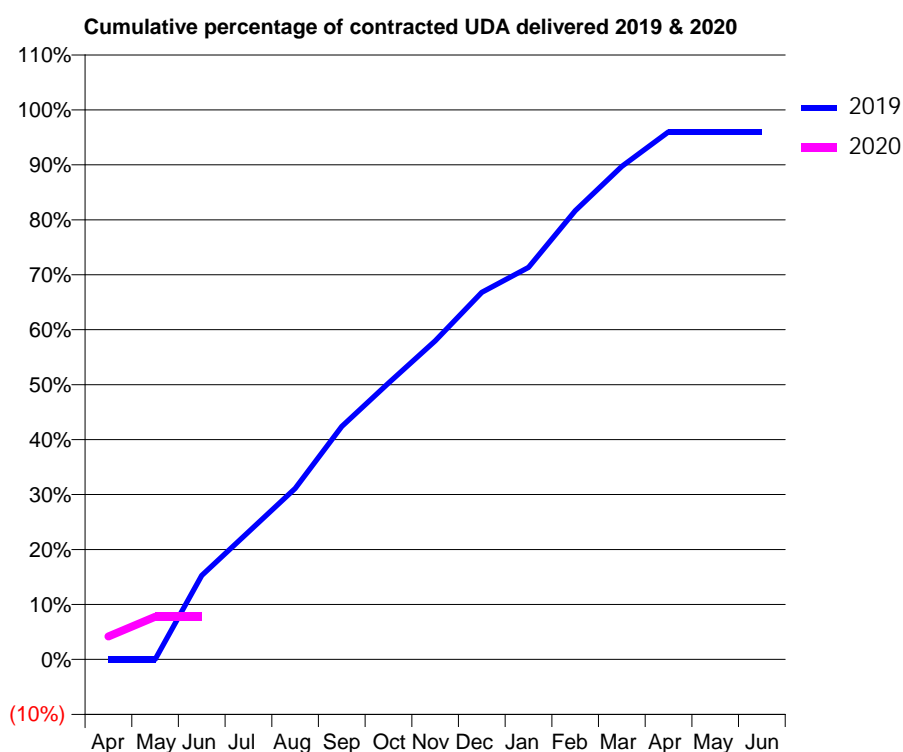
19/20 Contracted general activity (UDA)	3,500
Carry forward general activity (UDA)	0
19/20 Contracted orthodontic activity (UOA)	0
Carry forward orthodontic activity (UOA)	0
Baseline contract value	£80,462.92

ACCESS*

Patients seen in 24 months	Total	Change since previous quarter
Quarter ending June 2018	1,230	
Quarter ending September 2018	1,252	→
Quarter ending December 2018	1,273	→
Quarter ending March 2019	1,270	→
Quarter ending June 2019	1,264	→
Variance since June 2018	2.8%	↑



ACTIVITY



Month	Adjusted Scheduled Activity (UDA)	
	2019	2020
April	0	146
May	0	272
June	534	272
July	812	
August	1,089	
September	1,483	
October	1,760	
November	2,029	
December	2,338	
January	2,496	
February	2,857	
March	3,140	
April	3,359	
May	3,359	
June	3,359	

QUALITY

	Quantity	Base Number	Contract	AT	Region	England
% of FP17s for the same patient ID Re-attending within 3 months - Children	13	182	7.1%	8.9%	10.6%	11.4%
% of FP17s for the same patient ID Re-attending within 3 months - Adults	14	126	11.1%	14.9%	15.2%	15.4%
% of FP17s for the same patient ID Re-attending between 3 & 9 months - Children	124	182	68.1%	61.6%	62.3%	59.8%
% of FP17s for the same patient ID Re-attending between 3 & 9 months - Adults	92	126	73.0%	52.9%	53.3%	52.1%
% of FP17s for Band 1 Urgent Courses	15	192	7.8%	9.3%	9.7%	9.2%
% of FP17s Relating to Free Repair or Replacements	1	192	0.5%	0.5%	0.6%	0.7%
% of FP17s Relating to Continuations	0	192	0.0%	0.7%	0.8%	0.8%
% of Patients satisfied with the dentistry they have received	0	0	N/A	93.6%	93.4%	93.4%
% of Patients satisfied with the time they had to wait for an appointment	0	0	N/A	89.3%	86.8%	87.6%

* This is based on patients treated on this contract for their most recent course of treatment. Figures in italics indicate the base number of FP17s or Patient Questionnaire responses are less than 100. N/A is shown where the base number of responses is less than 10 during the period. % is calculated as Quantity/Base number*100

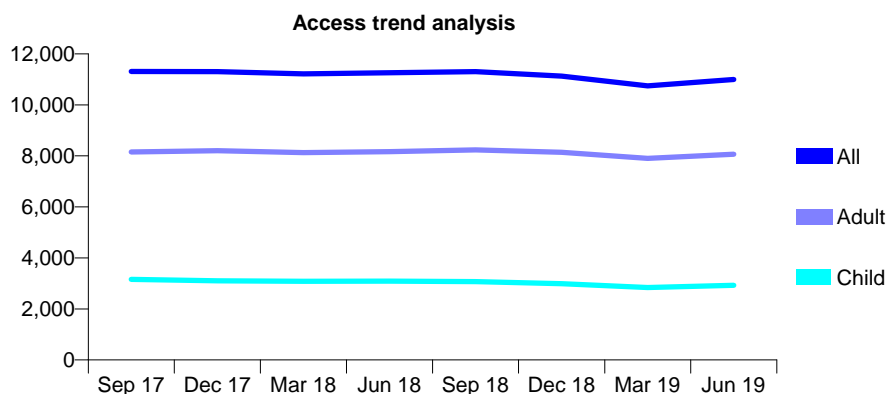
Q68 - Vital Signs At a Glance Contract Report for 117013/0001 - June 2019

Name or company name	Family Dental Centre Limited
Contract type name	GDS Contract
Purpose of contract	General
Contract start date	01/04/2010
Contract end date	

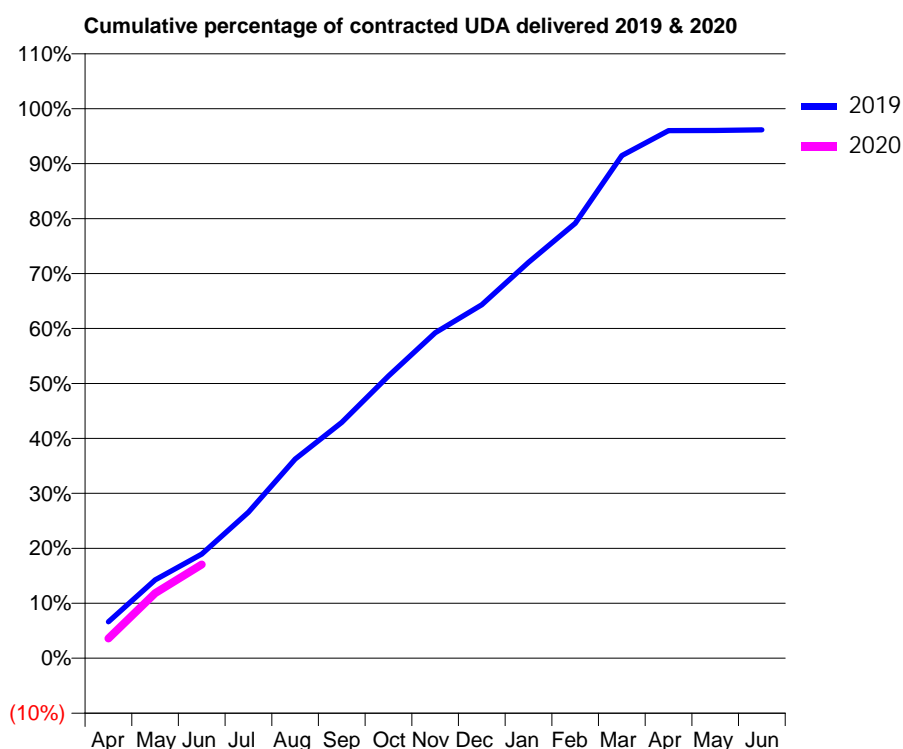
19/20 Contracted general activity (UDA)	41,003
Carry forward general activity (UDA)	0
19/20 Contracted orthodontic activity (UOA)	0
Carry forward orthodontic activity (UOA)	0
Baseline contract value	£1,554,813.66

ACCESS*

Patients seen in 24 months	Total	Change since previous quarter
Quarter ending June 2018	11,258	
Quarter ending September 2018	11,303	→
Quarter ending December 2018	11,132	↓
Quarter ending March 2019	10,743	↓
Quarter ending June 2019	10,991	↑
Variance since June 2018	(2.4%)	↓



ACTIVITY



Month	2019	2020
April	2,716	1,473
May	5,841	4,863
June	7,767	6,989
July	10,896	
August	14,863	
September	17,594	
October	21,058	
November	24,281	
December	26,368	
January	29,535	
February	32,450	
March	37,494	
April	39,368	
May	39,376	
June	39,429	

QUALITY

	Quantity	Base Number	Contract	AT	Region	England
% of FP17s for the same patient ID Re-attending within 3 months - Children	71	1,029	6.9%	8.9%	10.6%	11.4%
% of FP17s for the same patient ID Re-attending within 3 months - Adults	347	2,720	12.8%	14.9%	15.2%	15.4%
% of FP17s for the same patient ID Re-attending between 3 & 9 months - Children	543	1,029	52.8%	61.6%	62.3%	59.8%
% of FP17s for the same patient ID Re-attending between 3 & 9 months - Adults	1,405	2,720	51.7%	52.9%	53.3%	52.1%
% of FP17s for Band 1 Urgent Courses	323	2,979	10.8%	9.3%	9.7%	9.2%
% of FP17s Relating to Free Repair or Replacements	13	2,979	0.4%	0.5%	0.6%	0.7%
% of FP17s Relating to Continuations	14	2,979	0.5%	0.7%	0.8%	0.8%
% of Patients satisfied with the dentistry they have received	3	3	N/A	93.6%	93.4%	93.4%
% of Patients satisfied with the time they had to wait for an appointment	3	3	N/A	89.3%	86.8%	87.6%

* This is based on patients treated on this contract for their most recent course of treatment.

Figures in italics indicate the base number of FP17s or Patient Questionnaire responses are less than 100. N/A is shown where the base number of responses is less than 10 during the period. % is calculated as Quantity/Base number*100

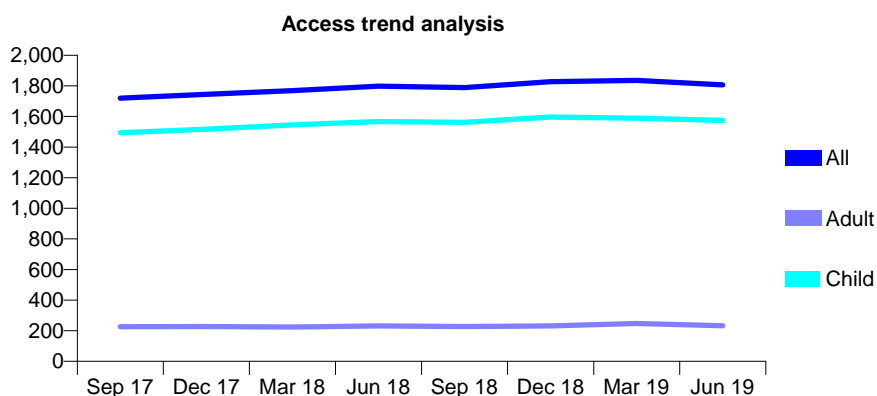
Q68 - Vital Signs At a Glance Contract Report for 117188/0001 - June 2019

Name or company name	Mr Andrew Kenneth Pritchard and Mrs Cath
Contract type name	GDS Contract
Purpose of contract	General
Contract start date	21/06/2014
Contract end date	

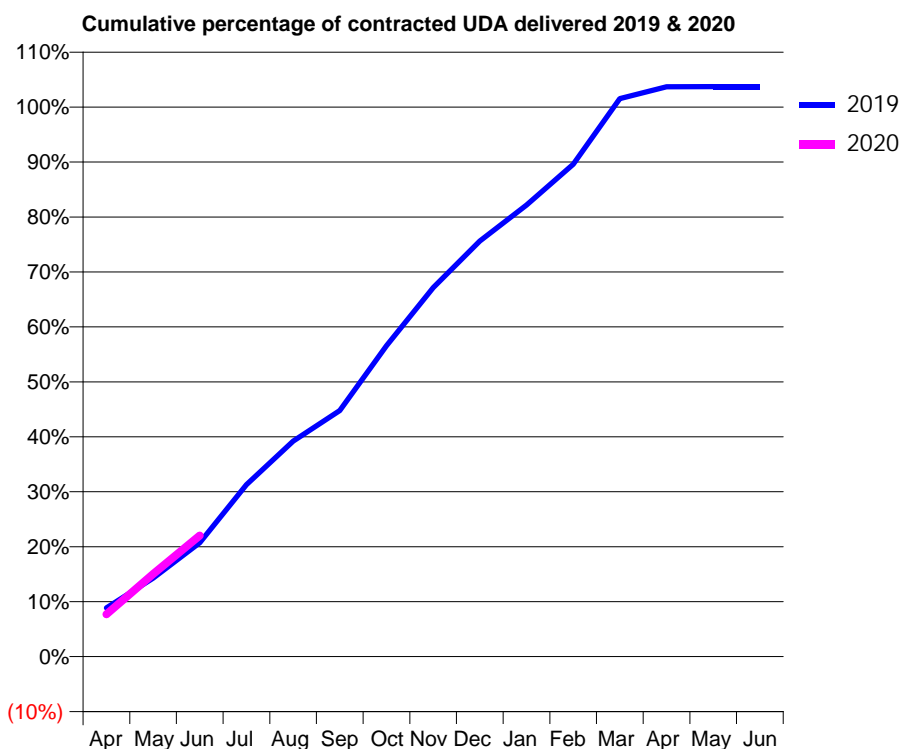
19/20 Contracted general activity (UDA)	3,424
Carry forward general activity (UDA)	0
19/20 Contracted orthodontic activity (UOA)	0
Carry forward orthodontic activity (UOA)	0
Baseline contract value	£78,753.20

ACCESS*

Patients seen in 24 months	Total	Change since previous quarter
Quarter ending June 2018	1,798	
Quarter ending September 2018	1,789	→
Quarter ending December 2018	1,827	↑
Quarter ending March 2019	1,836	→
Quarter ending June 2019	1,807	↓
Variance since June 2018	0.5%	→



ACTIVITY



Month	Adjusted Scheduled Activity (UDA)	
	2019	2020
April	303	264
May	489	514
June	709	755
July	1,071	
August	1,343	
September	1,533	
October	1,937	
November	2,299	
December	2,589	
January	2,813	
February	3,067	
March	3,477	
April	3,550	
May	3,551	
June	3,552	

QUALITY

	Quantity	Base Number	Contract	AT	Region	England
% of FP17s for the same patient ID Re-attending within 3 months - Children	75	617	12.2%	8.9%	10.6%	11.4%
% of FP17s for the same patient ID Re-attending within 3 months - Adults	1	31	3.2%	14.9%	15.2%	15.4%
% of FP17s for the same patient ID Re-attending between 3 & 9 months - Children	424	617	68.7%	61.6%	62.3%	59.8%
% of FP17s for the same patient ID Re-attending between 3 & 9 months - Adults	24	31	77.4%	52.9%	53.3%	52.1%
% of FP17s for Band 1 Urgent Courses	15	590	2.5%	9.3%	9.7%	9.2%
% of FP17s Relating to Free Repair or Replacements	0	590	0.0%	0.5%	0.6%	0.7%
% of FP17s Relating to Continuations	0	590	0.0%	0.7%	0.8%	0.8%
% of Patients satisfied with the dentistry they have received	0	0	N/A	93.6%	93.4%	93.4%
% of Patients satisfied with the time they had to wait for an appointment	0	0	N/A	89.3%	86.8%	87.6%

* This is based on patients treated on this contract for their most recent course of treatment. Figures in italics indicate the base number of FP17s or Patient Questionnaire responses are less than 100. N/A is shown where the base number of responses is less than 10 during the period. % is calculated as Quantity/Base number*100

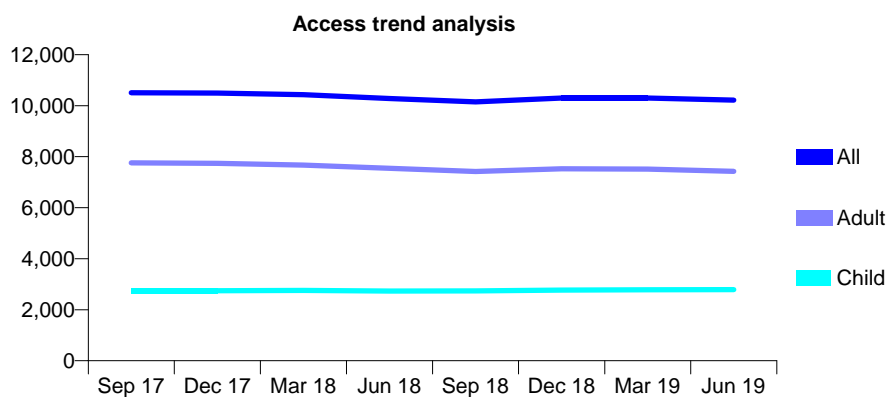
Q68 - Vital Signs At a Glance Contract Report for 117900/0002 - June 2019

Name or company name	Northdene Services Limited
Contract type name	GDS Contract
Purpose of contract	General
Contract start date	01/04/2007
Contract end date	

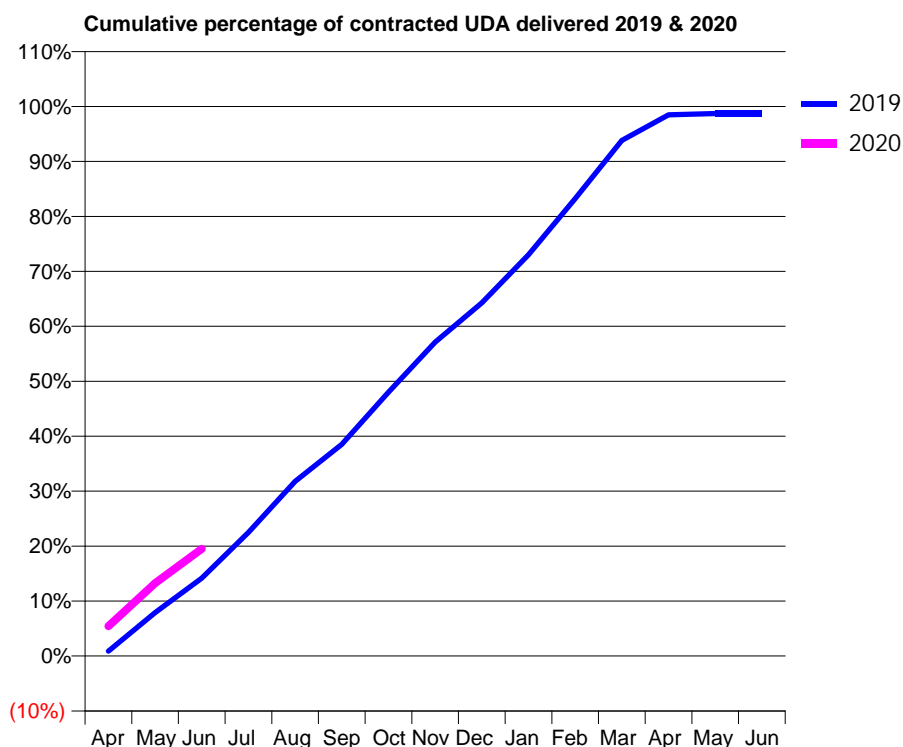
19/20 Contracted general activity (UDA)	28,218
Carry forward general activity (UDA)	0
19/20 Contracted orthodontic activity (UOA)	0
Carry forward orthodontic activity (UOA)	0
Baseline contract value	£775,996.25

ACCESS*

Patients seen in 24 months	Total	Change since previous quarter
Quarter ending June 2018	10,284	
Quarter ending September 2018	10,153	↓
Quarter ending December 2018	10,296	→
Quarter ending March 2019	10,298	→
Quarter ending June 2019	10,217	→
Variance since June 2018	(0.7%)	→



ACTIVITY



Month	Adjusted Scheduled Activity (UDA)	
	2019	2020
April	252	1,530
May	2,231	3,745
June	4,003	5,501
July	6,351	
August	8,965	
September	10,873	
October	13,547	
November	16,124	
December	18,128	
January	20,605	
February	23,491	
March	26,475	
April	27,785	
May	27,850	
June	27,852	

QUALITY

	Quantity	Base Number	Contract	AT	Region	England
% of FP17s for the same patient ID Re-attending within 3 months - Children	57	989	5.8%	8.9%	10.6%	11.4%
% of FP17s for the same patient ID Re-attending within 3 months - Adults	291	2,243	13.0%	14.9%	15.2%	15.4%
% of FP17s for the same patient ID Re-attending between 3 & 9 months - Children	609	989	61.6%	61.6%	62.3%	59.8%
% of FP17s for the same patient ID Re-attending between 3 & 9 months - Adults	1,170	2,243	52.2%	52.9%	53.3%	52.1%
% of FP17s for Band 1 Urgent Courses	229	2,666	8.6%	9.3%	9.7%	9.2%
% of FP17s Relating to Free Repair or Replacements	13	2,666	0.5%	0.5%	0.6%	0.7%
% of FP17s Relating to Continuations	31	2,666	1.2%	0.7%	0.8%	0.8%
% of Patients satisfied with the dentistry they have received	8	9	N/A	93.6%	93.4%	93.4%
% of Patients satisfied with the time they had to wait for an appointment	9	9	N/A	89.3%	86.8%	87.6%

* This is based on patients treated on this contract for their most recent course of treatment. Figures in italics indicate the base number of FP17s or Patient Questionnaire responses are less than 100. N/A is shown where the base number of responses is less than 10 during the period. % is calculated as Quantity/Base number*100

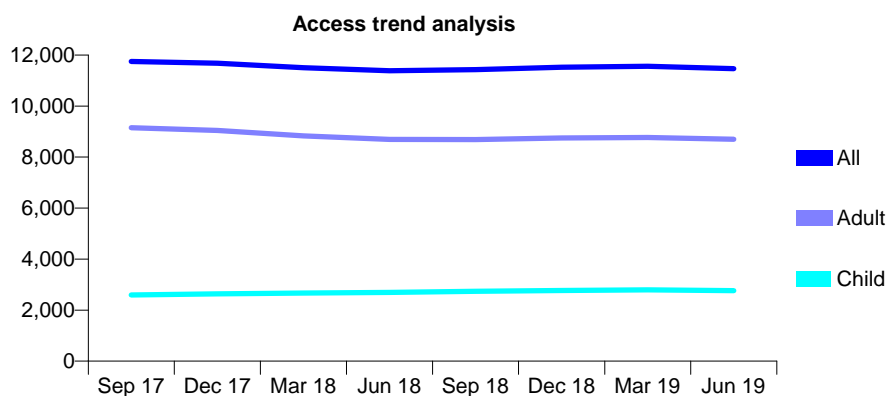
Q68 - Vital Signs At a Glance Contract Report for 117986/0001 - June 2019

Name or company name	Mr S H Sachedina and Mr M O'Hara
Contract type name	GDS Contract
Purpose of contract	General
Contract start date	01/05/2015
Contract end date	

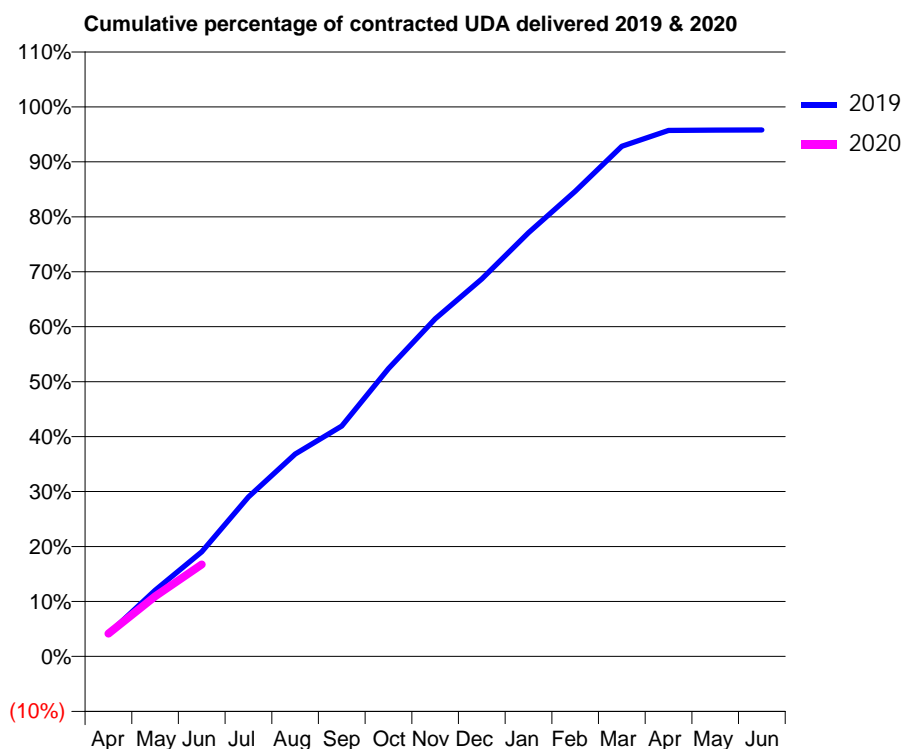
19/20 Contracted general activity (UDA)	29,663
Carry forward general activity (UDA)	0
19/20 Contracted orthodontic activity (UOA)	0
Carry forward orthodontic activity (UOA)	0
Baseline contract value	£759,015.35

ACCESS*

Patients seen in 24 months	Total	Change since previous quarter
Quarter ending June 2018	11,385	
Quarter ending September 2018	11,428	→
Quarter ending December 2018	11,519	→
Quarter ending March 2019	11,561	→
Quarter ending June 2019	11,464	→
Variance since June 2018	0.7%	→



ACTIVITY



Month	2019	2020
April	1,227	1,231
May	3,573	3,240
June	5,644	4,961
July	8,613	
August	10,922	
September	12,434	
October	15,534	
November	18,221	
December	20,377	
January	22,873	
February	25,103	
March	27,538	
April	28,394	
May	28,407	
June	28,417	

QUALITY

	Quantity	Base Number	Contract	AT	Region	England
% of FP17s for the same patient ID Re-attending within 3 months - Children	50	993	5.0%	8.9%	10.6%	11.4%
% of FP17s for the same patient ID Re-attending within 3 months - Adults	378	2,819	13.4%	14.9%	15.2%	15.4%
% of FP17s for the same patient ID Re-attending between 3 & 9 months - Children	691	993	69.6%	61.6%	62.3%	59.8%
% of FP17s for the same patient ID Re-attending between 3 & 9 months - Adults	1,655	2,819	58.7%	52.9%	53.3%	52.1%
% of FP17s for Band 1 Urgent Courses	337	3,269	10.3%	9.3%	9.7%	9.2%
% of FP17s Relating to Free Repair or Replacements	24	3,269	0.7%	0.5%	0.6%	0.7%
% of FP17s Relating to Continuations	21	3,269	0.6%	0.7%	0.8%	0.8%
% of Patients satisfied with the dentistry they have received	4	4	N/A	93.6%	93.4%	93.4%
% of Patients satisfied with the time they had to wait for an appointment	3	4	N/A	89.3%	86.8%	87.6%

* This is based on patients treated on this contract for their most recent course of treatment. Figures in italics indicate the base number of FP17s or Patient Questionnaire responses are less than 100. N/A is shown where the base number of responses is less than 10 during the period. % is calculated as Quantity/Base number*100

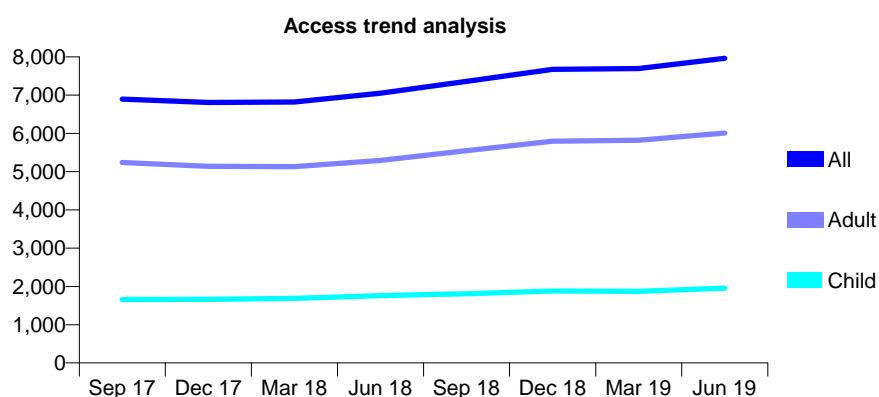
Q68 - Vital Signs At a Glance Contract Report for 119296/0001 - June 2019

Name or company name	Pearl Dental Studios Limited
Contract type name	GDS Contract
Purpose of contract	General
Contract start date	01/04/2011
Contract end date	

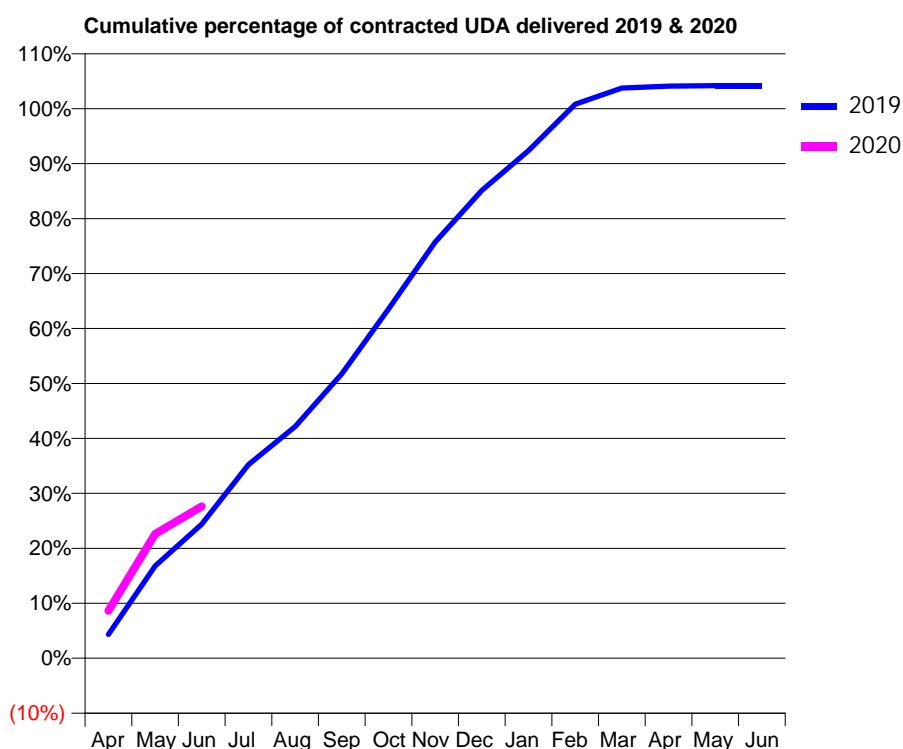
19/20 Contracted general activity (UDA)	19,000
Carry forward general activity (UDA)	0
19/20 Contracted orthodontic activity (UOA)	0
Carry forward orthodontic activity (UOA)	0
Baseline contract value	£536,844.86

ACCESS*

Patients seen in 24 months	Total	Change since previous quarter
Quarter ending June 2018	7,050	
Quarter ending September 2018	7,361	↑
Quarter ending December 2018	7,675	↑
Quarter ending March 2019	7,695	→
Quarter ending June 2019	7,965	↑
Variance since June 2018	13.0%	↑



ACTIVITY



Month	Adjusted Scheduled Activity (UDA)	
	2019	2020
April	824	1,642
May	3,187	4,293
June	4,634	5,251
July	6,691	
August	8,010	
September	9,829	
October	12,069	
November	14,390	
December	16,171	
January	17,551	
February	19,153	
March	19,714	
April	19,776	
May	19,797	
June	19,798	

QUALITY

	Quantity	Base Number	Contract	AT	Region	England
% of FP17s for the same patient ID Re-attending within 3 months - Children	30	831	3.6%	8.9%	10.6%	11.4%
% of FP17s for the same patient ID Re-attending within 3 months - Adults	310	2,353	13.2%	14.9%	15.2%	15.4%
% of FP17s for the same patient ID Re-attending between 3 & 9 months - Children	452	831	54.4%	61.6%	62.3%	59.8%
% of FP17s for the same patient ID Re-attending between 3 & 9 months - Adults	1,133	2,353	48.2%	52.9%	53.3%	52.1%
% of FP17s for Band 1 Urgent Courses	265	3,128	8.5%	9.3%	9.7%	9.2%
% of FP17s Relating to Free Repair or Replacements	7	3,128	0.2%	0.5%	0.6%	0.7%
% of FP17s Relating to Continuations	4	3,128	0.1%	0.7%	0.8%	0.8%
% of Patients satisfied with the dentistry they have received	4	4	N/A	93.6%	93.4%	93.4%
% of Patients satisfied with the time they had to wait for an appointment	3	4	N/A	89.3%	86.8%	87.6%

* This is based on patients treated on this contract for their most recent course of treatment.

Figures in italics indicate the base number of FP17s or Patient Questionnaire responses are less than 100. N/A is shown where the base number of responses is less than 10 during the period. % is calculated as Quantity/Base number*100

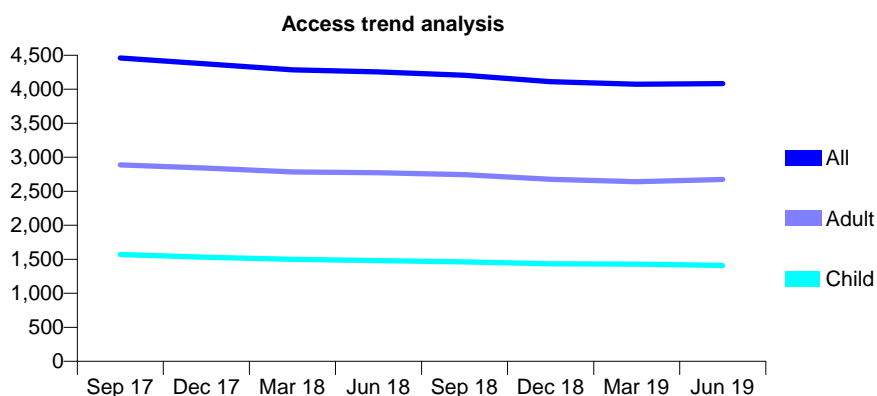
Q68 - Vital Signs At a Glance Contract Report for 120545/0001 - June 2019

Name or company name	Henfield Dental Surgery Partnership
Contract type name	GDS Contract
Purpose of contract	General
Contract start date	31/10/2015
Contract end date	

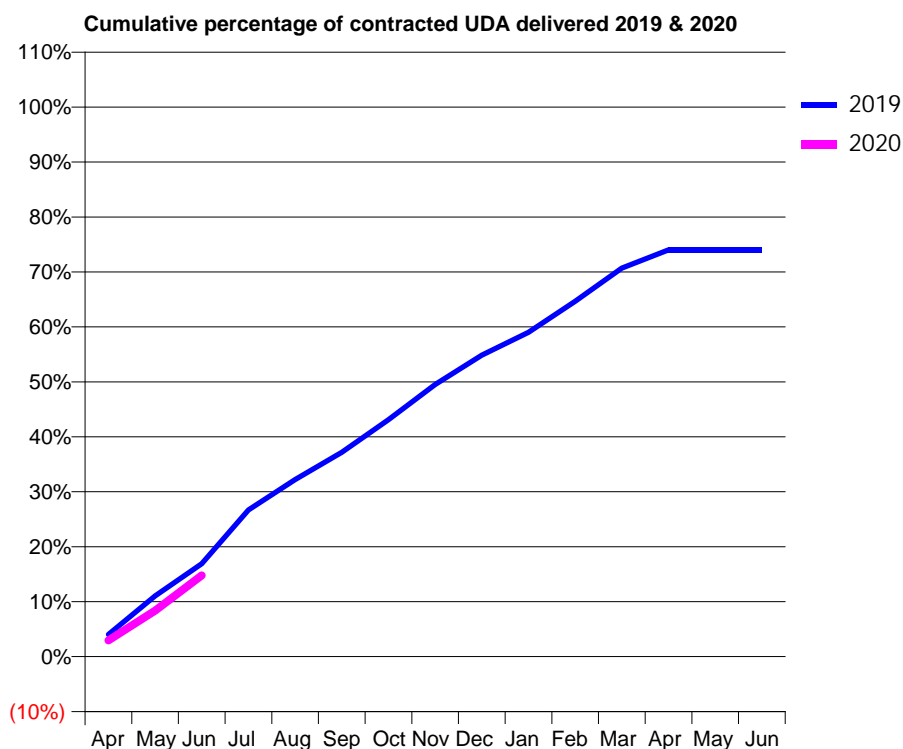
19/20 Contracted general activity (UDA)	13,000
Carry forward general activity (UDA)	0
19/20 Contracted orthodontic activity (UOA)	0
Carry forward orthodontic activity (UOA)	0
Baseline contract value	£352,002.78

ACCESS*

Patients seen in 24 months	Total	Change since previous quarter
Quarter ending June 2018	4,255	
Quarter ending September 2018	4,205	↓
Quarter ending December 2018	4,111	↓
Quarter ending March 2019	4,073	→
Quarter ending June 2019	4,084	→
Variance since June 2018	(4.0%)	↓



ACTIVITY



Month	Adjusted Scheduled Activity (UDA)	
	2019	2020
April	526	386
May	1,437	1,091
June	2,196	1,922
July	3,471	
August	4,188	
September	4,830	
October	5,605	
November	6,438	
December	7,131	
January	7,671	
February	8,405	
March	9,191	
April	9,623	
May	9,622	
June	9,622	

QUALITY

	Quantity	Base Number	Contract	AT	Region	England
% of FP17s for the same patient ID Re-attending within 3 months - Children	17	460	3.7%	8.9%	10.6%	11.4%
% of FP17s for the same patient ID Re-attending within 3 months - Adults	92	900	10.2%	14.9%	15.2%	15.4%
% of FP17s for the same patient ID Re-attending between 3 & 9 months - Children	262	460	57.0%	61.6%	62.3%	59.8%
% of FP17s for the same patient ID Re-attending between 3 & 9 months - Adults	446	900	49.6%	52.9%	53.3%	52.1%
% of FP17s for Band 1 Urgent Courses	60	1,128	5.3%	9.3%	9.7%	9.2%
% of FP17s Relating to Free Repair or Replacements	6	1,128	0.5%	0.5%	0.6%	0.7%
% of FP17s Relating to Continuations	13	1,128	1.2%	0.7%	0.8%	0.8%
% of Patients satisfied with the dentistry they have received	1	1	N/A	93.6%	93.4%	93.4%
% of Patients satisfied with the time they had to wait for an appointment	0	1	N/A	89.3%	86.8%	87.6%

* This is based on patients treated on this contract for their most recent course of treatment. Figures in italics indicate the base number of FP17s or Patient Questionnaire responses are less than 100. N/A is shown where the base number of responses is less than 10 during the period. % is calculated as Quantity/Base number*100

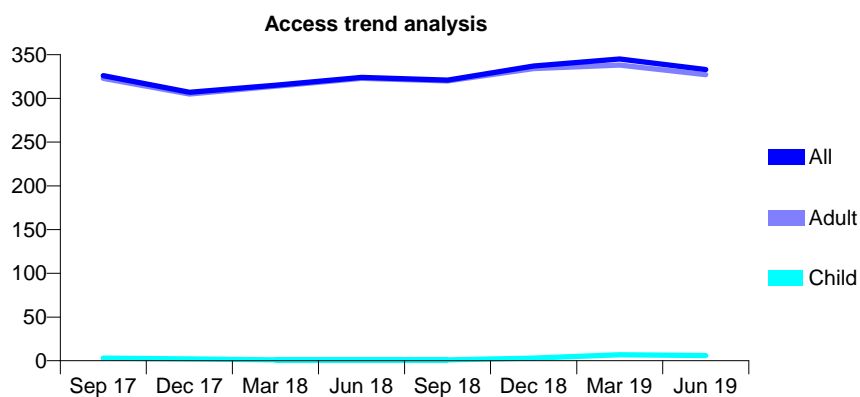
Q68 - Vital Signs At a Glance Contract Report for 121371/0001 - June 2019

Name or company name	Sussex Community NHS Trust
Contract type name	PDS Contract
Purpose of contract	General
Contract start date	01/04/2011
Contract end date	31/03/2021

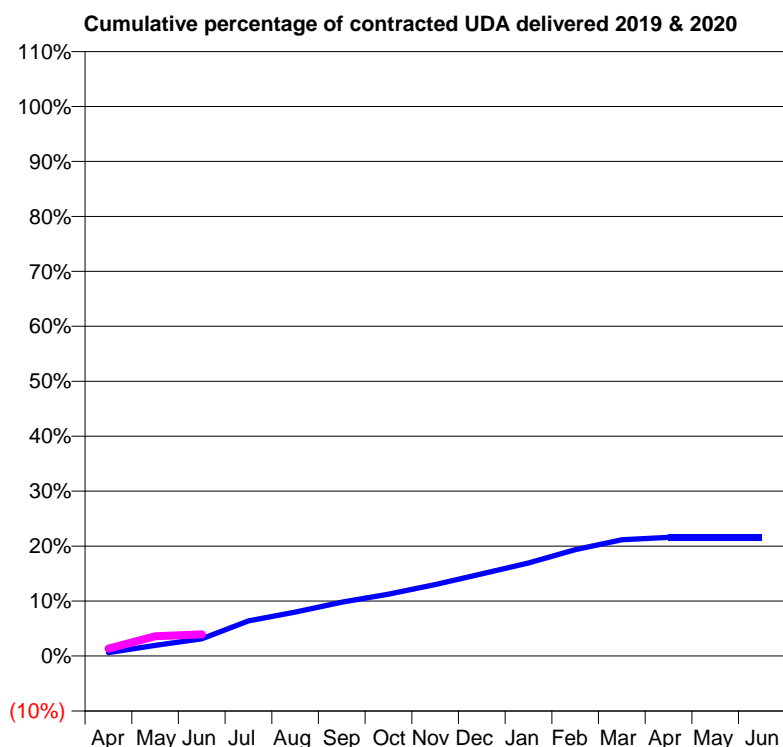
19/20 Contracted general activity (UDA)	2,000
Carry forward general activity (UDA)	0
19/20 Contracted orthodontic activity (UOA)	0
Carry forward orthodontic activity (UOA)	0
Baseline contract value	£2,277,380.98

ACCESS*

Patients seen in 24 months	Total	Change since previous quarter
Quarter ending June 2018	324	
Quarter ending September 2018	321	→
Quarter ending December 2018	337	↑
Quarter ending March 2019	345	↑
Quarter ending June 2019	333	↓
Variance since June 2018	2.8%	↑



ACTIVITY



Month	Adjusted Scheduled Activity (UDA)	
	2019	2020
April	13	27
May	39	72
June	63	79
July	128	
August	160	
September	196	
October	225	
November	260	
December	299	
January	339	
February	387	
March	423	
April	432	
May	432	
June	432	

QUALITY

	Quantity	Base Number	Contract	AT	Region	England
% of FP17s for the same patient ID Re-attending within 3 months - Children	0	3	0.0%	8.9%	10.6%	11.4%
% of FP17s for the same patient ID Re-attending within 3 months - Adults	0	42	0.0%	14.9%	15.2%	15.4%
% of FP17s for the same patient ID Re-attending between 3 & 9 months - Children	0	3	0.0%	61.6%	62.3%	59.8%
% of FP17s for the same patient ID Re-attending between 3 & 9 months - Adults	1	42	2.4%	52.9%	53.3%	52.1%
% of FP17s for Band 1 Urgent Courses	0	36	0.0%	9.3%	9.7%	9.2%
% of FP17s Relating to Free Repair or Replacements	0	36	0.0%	0.5%	0.6%	0.7%
% of FP17s Relating to Continuations	0	36	0.0%	0.7%	0.8%	0.8%
% of Patients satisfied with the dentistry they have received	0	0	N/A	93.6%	93.4%	93.4%
% of Patients satisfied with the time they had to wait for an appointment	0	0	N/A	89.3%	86.8%	87.6%

* This is based on patients treated on this contract for their most recent course of treatment. Figures in italics indicate the base number of FP17s or Patient Questionnaire responses are less than 100. N/A is shown where the base number of responses is less than 10 during the period. % is calculated as Quantity/Base number*100

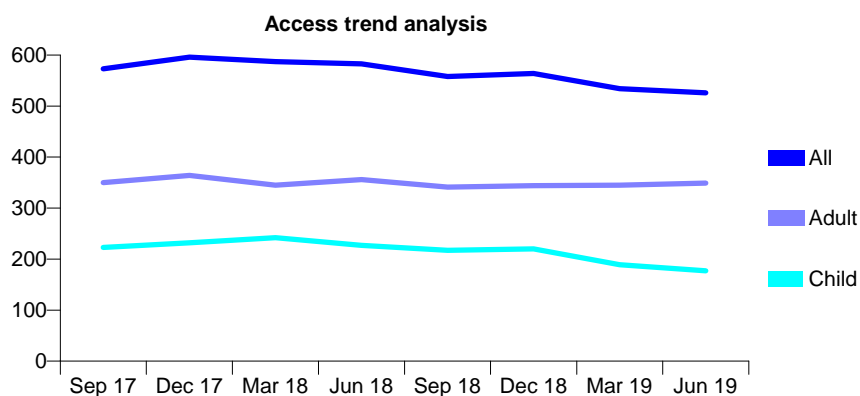
Q68 - Vital Signs At a Glance Contract Report for 121371/0002 - June 2019

Name or company name	Sussex Community NHS Trust
Contract type name	PDS Contract
Purpose of contract	General
Contract start date	01/04/2011
Contract end date	31/03/2021

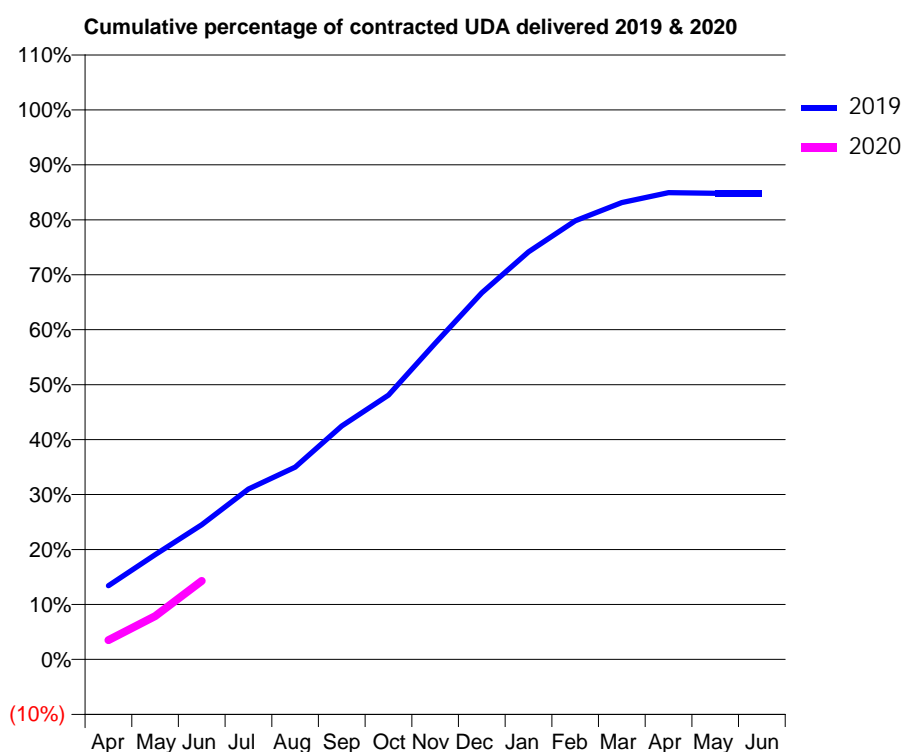
19/20 Contracted general activity (UDA)	1,600
Carry forward general activity (UDA)	0
19/20 Contracted orthodontic activity (UOA)	0
Carry forward orthodontic activity (UOA)	0
Baseline contract value	£36,111.01

ACCESS*

Patients seen in 24 months	Total	Change since previous quarter
Quarter ending June 2018	583	
Quarter ending September 2018	558	↓
Quarter ending December 2018	564	→
Quarter ending March 2019	534	↓
Quarter ending June 2019	526	↓
Variance since June 2018	(9.8%)	↓



ACTIVITY



Month	2019	2020
April	214	56
May	305	126
June	392	228
July	496	
August	560	
September	680	
October	769	
November	920	
December	1,067	
January	1,186	
February	1,277	
March	1,330	
April	1,359	
May	1,357	
June	1,357	

QUALITY

	Quantity	Base Number	Contract	AT	Region	England
% of FP17s for the same patient ID Re-attending within 3 months - Children	7	101	6.9%	8.9%	10.6%	11.4%
% of FP17s for the same patient ID Re-attending within 3 months - Adults	5	93	5.4%	14.9%	15.2%	15.4%
% of FP17s for the same patient ID Re-attending between 3 & 9 months - Children	27	101	26.7%	61.6%	62.3%	59.8%
% of FP17s for the same patient ID Re-attending between 3 & 9 months - Adults	33	93	35.5%	52.9%	53.3%	52.1%
% of FP17s for Band 1 Urgent Courses	2	128	1.6%	9.3%	9.7%	9.2%
% of FP17s Relating to Free Repair or Replacements	0	128	0.0%	0.5%	0.6%	0.7%
% of FP17s Relating to Continuations	0	128	0.0%	0.7%	0.8%	0.8%
% of Patients satisfied with the dentistry they have received	0	0	N/A	93.6%	93.4%	93.4%
% of Patients satisfied with the time they had to wait for an appointment	0	0	N/A	89.3%	86.8%	87.6%

* This is based on patients treated on this contract for their most recent course of treatment. Figures in italics indicate the base number of FP17s or Patient Questionnaire responses are less than 100. N/A is shown where the base number of responses is less than 10 during the period. % is calculated as Quantity/Base number*100

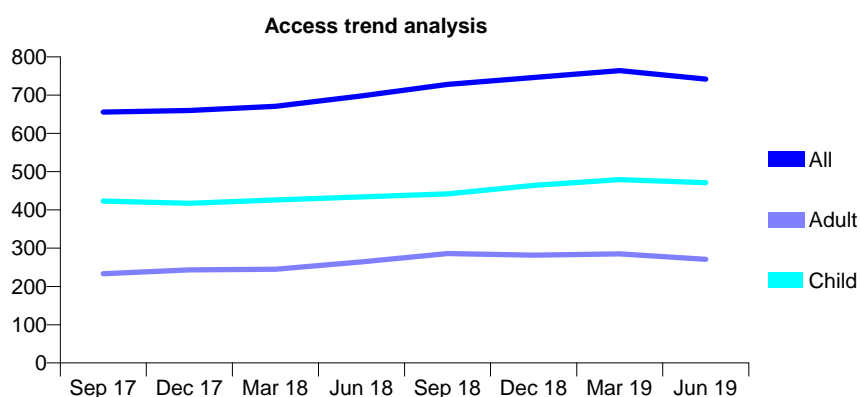
Q68 - Vital Signs At a Glance Contract Report for 121371/0004 - June 2019

Name or company name	Sussex Community NHS Trust
Contract type name	PDS Contract
Purpose of contract	General
Contract start date	01/04/2011
Contract end date	31/03/2021

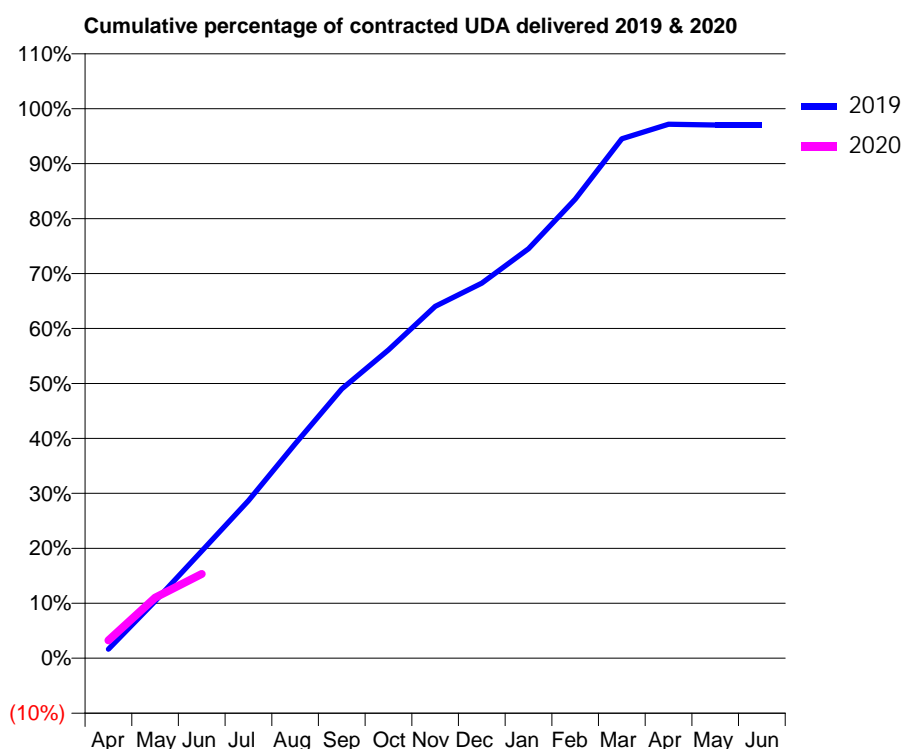
19/20 Contracted general activity (UDA)	2,450
Carry forward general activity (UDA)	0
19/20 Contracted orthodontic activity (UOA)	0
Carry forward orthodontic activity (UOA)	0
Baseline contract value	£71,333.04

ACCESS*

Patients seen in 24 months	Total	Change since previous quarter
Quarter ending June 2018	698	
Quarter ending September 2018	728	↑
Quarter ending December 2018	746	↑
Quarter ending March 2019	764	↑
Quarter ending June 2019	742	↓
Variance since June 2018	6.3%	↑



ACTIVITY



Month	2019	2020
April	40	79
May	255	270
June	478	375
July	702	
August	956	
September	1,201	
October	1,375	
November	1,568	
December	1,672	
January	1,826	
February	2,047	
March	2,315	
April	2,380	
May	2,377	
June	2,377	

QUALITY

	Quantity	Base Number	Contract	AT	Region	England
% of FP17s for the same patient ID Re-attending within 3 months - Children	17	168	10.1%	8.9%	10.6%	11.4%
% of FP17s for the same patient ID Re-attending within 3 months - Adults	7	59	11.9%	14.9%	15.2%	15.4%
% of FP17s for the same patient ID Re-attending between 3 & 9 months - Children	54	168	32.1%	61.6%	62.3%	59.8%
% of FP17s for the same patient ID Re-attending between 3 & 9 months - Adults	31	59	52.5%	52.9%	53.3%	52.1%
% of FP17s for Band 1 Urgent Courses	2	187	1.1%	9.3%	9.7%	9.2%
% of FP17s Relating to Free Repair or Replacements	0	187	0.0%	0.5%	0.6%	0.7%
% of FP17s Relating to Continuations	0	187	0.0%	0.7%	0.8%	0.8%
% of Patients satisfied with the dentistry they have received	0	0	N/A	93.6%	93.4%	93.4%
% of Patients satisfied with the time they had to wait for an appointment	0	0	N/A	89.3%	86.8%	87.6%

* This is based on patients treated on this contract for their most recent course of treatment.

Figures in italics indicate the base number of FP17s or Patient Questionnaire responses are less than 100. N/A is shown where the base number of responses is less than 10 during the period. % is calculated as Quantity/Base number*100

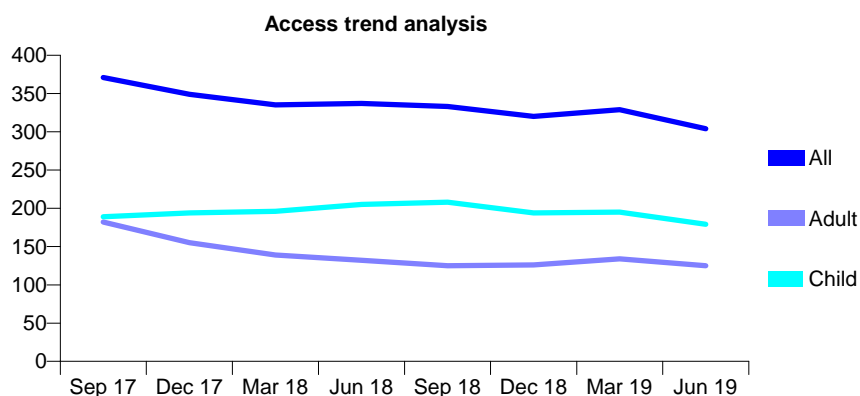
Q68 - Vital Signs At a Glance Contract Report for 121371/0005 - June 2019

Name or company name	Sussex Community NHS Trust
Contract type name	PDS Contract
Purpose of contract	General
Contract start date	01/04/2011
Contract end date	31/03/2021

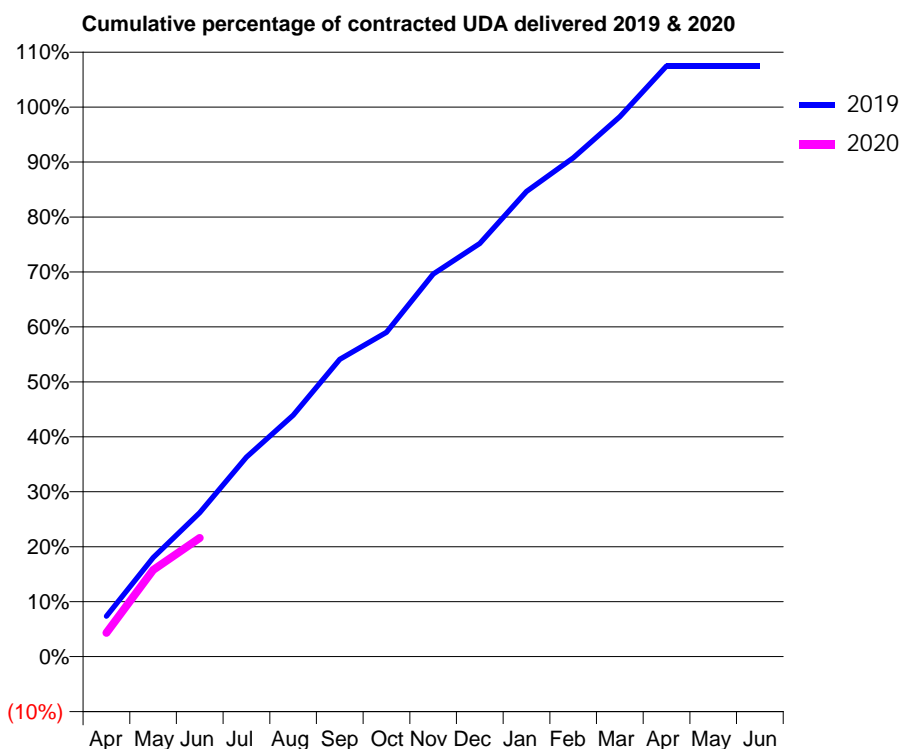
19/20 Contracted general activity (UDA)	760
Carry forward general activity (UDA)	0
19/20 Contracted orthodontic activity (UOA)	0
Carry forward orthodontic activity (UOA)	0
Baseline contract value	£15,028.82

ACCESS*

Patients seen in 24 months	Total	Change since previous quarter
Quarter ending June 2018	337	
Quarter ending September 2018	333	↓
Quarter ending December 2018	320	↓
Quarter ending March 2019	329	↑
Quarter ending June 2019	304	↓
Variance since June 2018	(9.8%)	↓



ACTIVITY



Month	Adjusted Scheduled Activity (UDA)	
	2019	2020
April	56	33
May	137	120
June	199	164
July	276	
August	334	
September	411	
October	448	
November	529	
December	571	
January	643	
February	690	
March	747	
April	817	
May	817	
June	817	

QUALITY

	Quantity	Base Number	Contract	AT	Region	England
% of FP17s for the same patient ID Re-attending within 3 months - Children	9	85	10.6%	8.9%	10.6%	11.4%
% of FP17s for the same patient ID Re-attending within 3 months - Adults	9	44	20.5%	14.9%	15.2%	15.4%
% of FP17s for the same patient ID Re-attending between 3 & 9 months - Children	15	85	17.6%	61.6%	62.3%	59.8%
% of FP17s for the same patient ID Re-attending between 3 & 9 months - Adults	22	44	50.0%	52.9%	53.3%	52.1%
% of FP17s for Band 1 Urgent Courses	6	95	6.3%	9.3%	9.7%	9.2%
% of FP17s Relating to Free Repair or Replacements	0	95	0.0%	0.5%	0.6%	0.7%
% of FP17s Relating to Continuations	1	95	1.1%	0.7%	0.8%	0.8%
% of Patients satisfied with the dentistry they have received	0	0	N/A	93.6%	93.4%	93.4%
% of Patients satisfied with the time they had to wait for an appointment	0	0	N/A	89.3%	86.8%	87.6%

* This is based on patients treated on this contract for their most recent course of treatment. Figures in italics indicate the base number of FP17s or Patient Questionnaire responses are less than 100. N/A is shown where the base number of responses is less than 10 during the period. % is calculated as Quantity/Base number*100

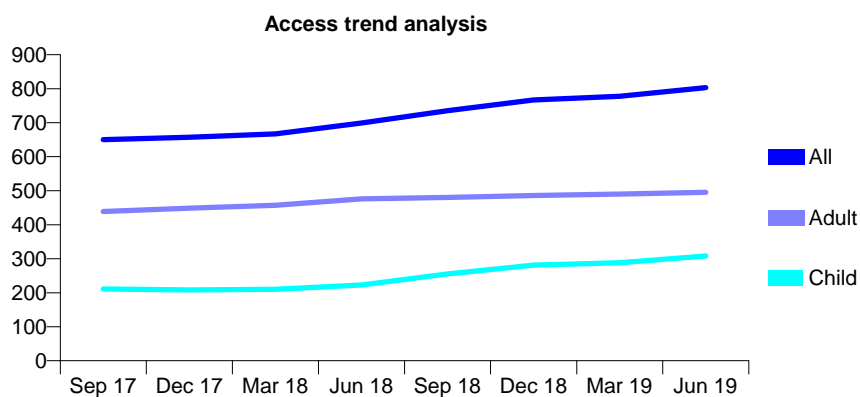
Q68 - Vital Signs At a Glance Contract Report for 121371/0007 - June 2019

Name or company name	Sussex Community NHS Trust
Contract type name	PDS Contract
Purpose of contract	General
Contract start date	01/04/2011
Contract end date	31/03/2021

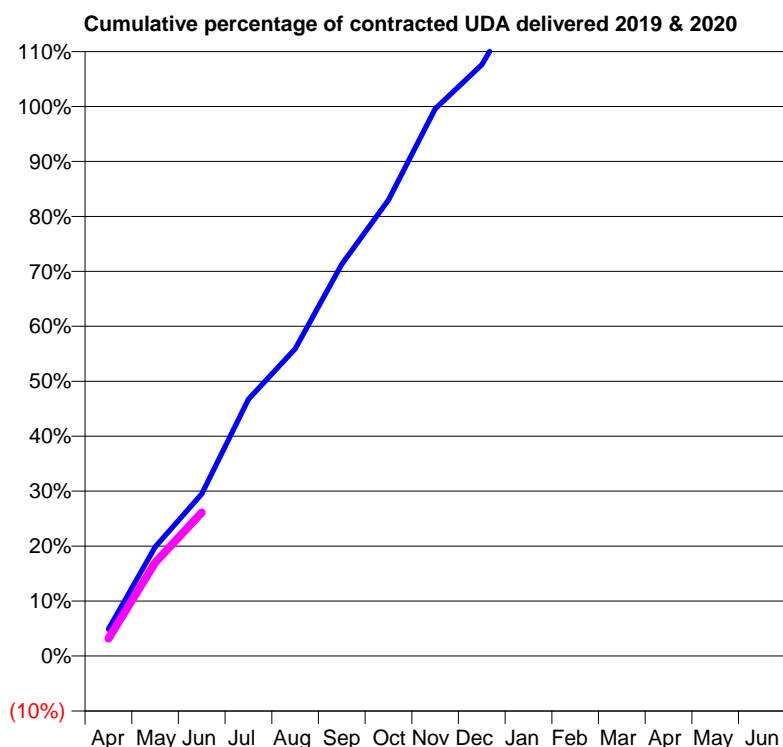
19/20 Contracted general activity (UDA)	1,548
Carry forward general activity (UDA)	0
19/20 Contracted orthodontic activity (UOA)	0
Carry forward orthodontic activity (UOA)	0
Baseline contract value	£147,350.31

ACCESS*

Patients seen in 24 months	Total	Change since previous quarter
Quarter ending June 2018	699	
Quarter ending September 2018	735	↑
Quarter ending December 2018	767	↑
Quarter ending March 2019	778	→
Quarter ending June 2019	803	↑
Variance since June 2018	14.9%	↑



ACTIVITY



Month	Adjusted Scheduled Activity (UDA)	
	2019	2020
April	65	49
May	262	263
June	389	404
July	617	
August	738	
September	941	
October	1,095	
November	1,314	
December	1,420	
January	1,609	
February	1,787	
March	1,943	
April	2,035	
May	2,045	
June	2,045	

QUALITY

	Quantity	Base Number	Contract	AT	Region	England
% of FP17s for the same patient ID Re-attending within 3 months - Children	12	142	8.5%	8.9%	10.6%	11.4%
% of FP17s for the same patient ID Re-attending within 3 months - Adults	10	133	7.5%	14.9%	15.2%	15.4%
% of FP17s for the same patient ID Re-attending between 3 & 9 months - Children	43	142	30.3%	61.6%	62.3%	59.8%
% of FP17s for the same patient ID Re-attending between 3 & 9 months - Adults	77	133	57.9%	52.9%	53.3%	52.1%
% of FP17s for Band 1 Urgent Courses	2	226	0.9%	9.3%	9.7%	9.2%
% of FP17s Relating to Free Repair or Replacements	0	226	0.0%	0.5%	0.6%	0.7%
% of FP17s Relating to Continuations	1	226	0.4%	0.7%	0.8%	0.8%
% of Patients satisfied with the dentistry they have received	1	1	N/A	93.6%	93.4%	93.4%
% of Patients satisfied with the time they had to wait for an appointment	1	1	N/A	89.3%	86.8%	87.6%

* This is based on patients treated on this contract for their most recent course of treatment. Figures in italics indicate the base number of FP17s or Patient Questionnaire responses are less than 100. N/A is shown where the base number of responses is less than 10 during the period. % is calculated as Quantity/Base number*100

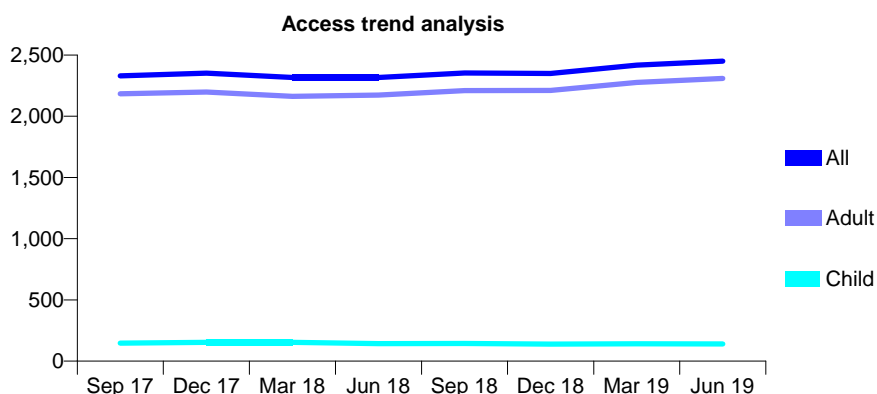
Q68 - Vital Signs At a Glance Contract Report for 121371/0009 - June 2019

Name or company name	Sussex Community NHS Trust
Contract type name	PDS Contract
Purpose of contract	General
Contract start date	01/04/2011
Contract end date	31/03/2021

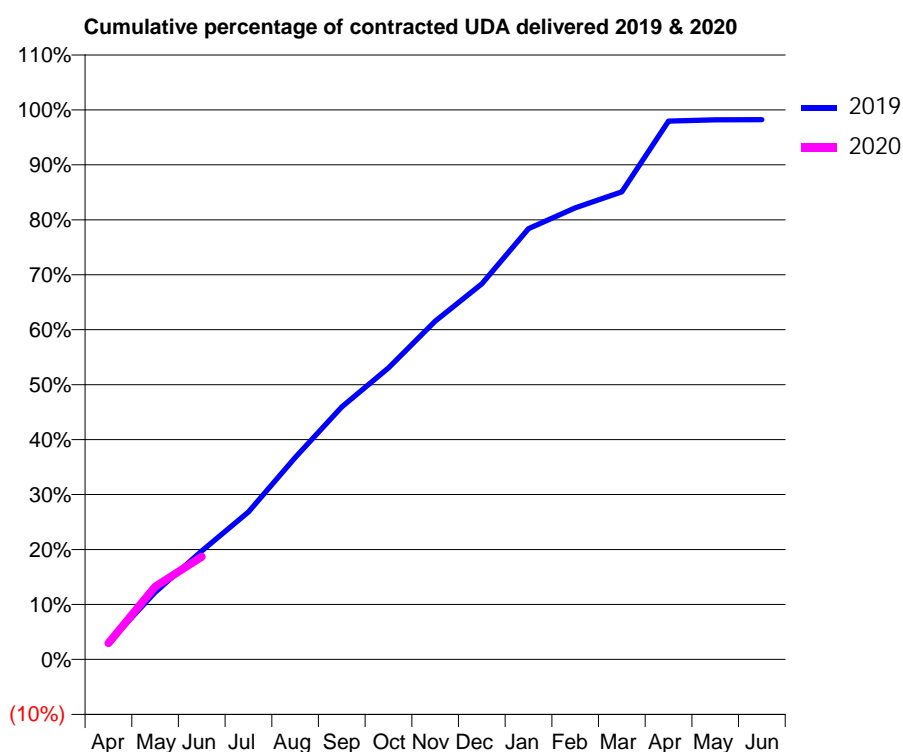
19/20 Contracted general activity (UDA)	4,000
Carry forward general activity (UDA)	0
19/20 Contracted orthodontic activity (UOA)	0
Carry forward orthodontic activity (UOA)	0
Baseline contract value	£242,915.87

ACCESS*

Patients seen in 24 months	Total	Change since previous quarter
Quarter ending June 2018	2,316	
Quarter ending September 2018	2,354	→
Quarter ending December 2018	2,350	→
Quarter ending March 2019	2,418	↑
Quarter ending June 2019	2,450	→
Variance since June 2018	5.8%	↑



ACTIVITY



Month	2019	2020
April	122	118
May	488	529
June	790	748
July	1,074	
August	1,469	
September	1,838	
October	2,121	
November	2,462	
December	2,733	
January	3,135	
February	3,286	
March	3,404	
April	3,918	
May	3,928	
June	3,929	

QUALITY

	Quantity	Base Number	Contract	AT	Region	England
% of FP17s for the same patient ID Re-attending within 3 months - Children	7	102	6.9%	8.9%	10.6%	11.4%
% of FP17s for the same patient ID Re-attending within 3 months - Adults	66	1,012	6.5%	14.9%	15.2%	15.4%
% of FP17s for the same patient ID Re-attending between 3 & 9 months - Children	3	102	2.9%	61.6%	62.3%	59.8%
% of FP17s for the same patient ID Re-attending between 3 & 9 months - Adults	42	1,012	4.2%	52.9%	53.3%	52.1%
% of FP17s for Band 1 Urgent Courses	623	623	100.0%	9.3%	9.7%	9.2%
% of FP17s Relating to Free Repair or Replacements	0	623	0.0%	0.5%	0.6%	0.7%
% of FP17s Relating to Continuations	0	623	0.0%	0.7%	0.8%	0.8%
% of Patients satisfied with the dentistry they have received	1	1	N/A	93.6%	93.4%	93.4%
% of Patients satisfied with the time they had to wait for an appointment	1	1	N/A	89.3%	86.8%	87.6%

* This is based on patients treated on this contract for their most recent course of treatment. Figures in italics indicate the base number of FP17s or Patient Questionnaire responses are less than 100. N/A is shown where the base number of responses is less than 10 during the period. % is calculated as Quantity/Base number*100

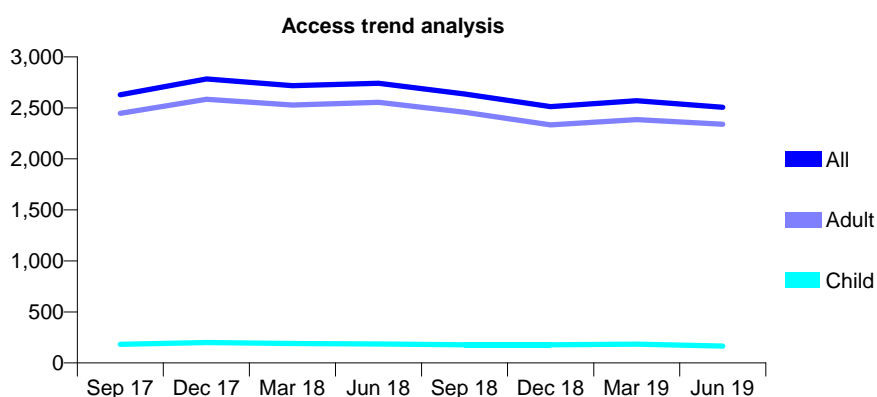
Q68 - Vital Signs At a Glance Contract Report for 121371/0010 - June 2019

Name or company name	Sussex Community NHS Trust
Contract type name	PDS Contract
Purpose of contract	General
Contract start date	01/04/2011
Contract end date	31/03/2021

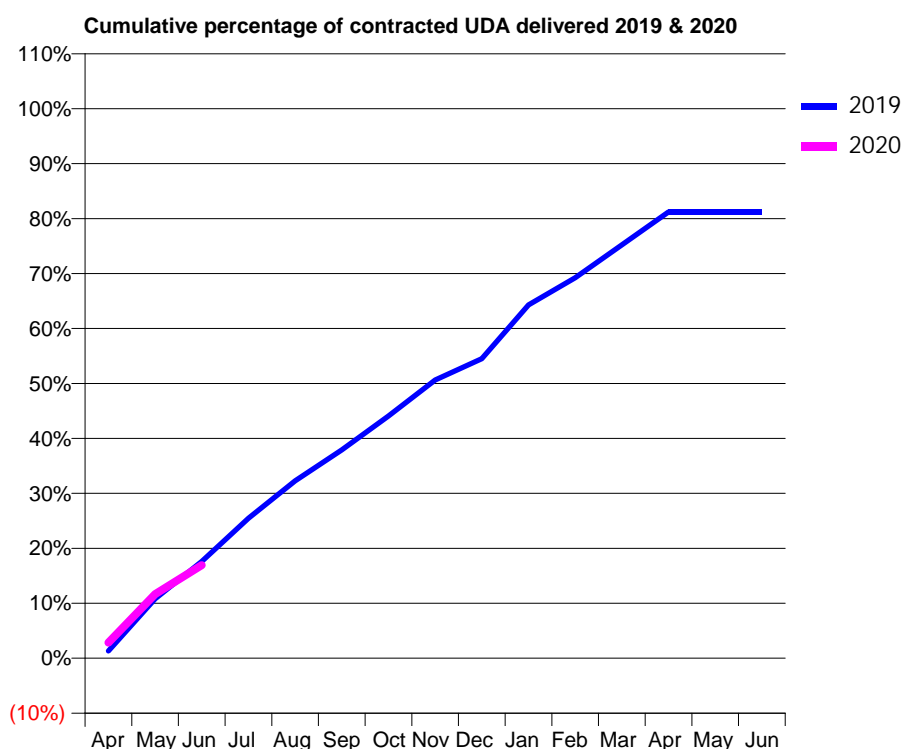
19/20 Contracted general activity (UDA)	4,000
Carry forward general activity (UDA)	0
19/20 Contracted orthodontic activity (UOA)	0
Carry forward orthodontic activity (UOA)	0
Baseline contract value	£204,668.27

ACCESS*

Patients seen in 24 months	Total	Change since previous quarter
Quarter ending June 2018	2,741	
Quarter ending September 2018	2,636	↓
Quarter ending December 2018	2,512	↓
Quarter ending March 2019	2,570	↑
Quarter ending June 2019	2,505	↓
Variance since June 2018	(8.6%)	↓



ACTIVITY



Month	2019	2020
April	53	114
May	433	467
June	704	677
July	1,019	
August	1,291	
September	1,516	
October	1,763	
November	2,025	
December	2,180	
January	2,572	
February	2,770	
March	3,008	
April	3,248	
May	3,248	
June	3,248	

QUALITY

	Quantity	Base Number	Contract	AT	Region	England
% of FP17s for the same patient ID Re-attending within 3 months - Children	3	58	5.2%	8.9%	10.6%	11.4%
% of FP17s for the same patient ID Re-attending within 3 months - Adults	38	728	5.2%	14.9%	15.2%	15.4%
% of FP17s for the same patient ID Re-attending between 3 & 9 months - Children	1	58	1.7%	61.6%	62.3%	59.8%
% of FP17s for the same patient ID Re-attending between 3 & 9 months - Adults	23	728	3.2%	52.9%	53.3%	52.1%
% of FP17s for Band 1 Urgent Courses	564	564	100.0%	9.3%	9.7%	9.2%
% of FP17s Relating to Free Repair or Replacements	0	564	0.0%	0.5%	0.6%	0.7%
% of FP17s Relating to Continuations	0	564	0.0%	0.7%	0.8%	0.8%
% of Patients satisfied with the dentistry they have received	0	0	N/A	93.6%	93.4%	93.4%
% of Patients satisfied with the time they had to wait for an appointment	0	0	N/A	89.3%	86.8%	87.6%

* This is based on patients treated on this contract for their most recent course of treatment.

Figures in italics indicate the base number of FP17s or Patient Questionnaire responses are less than 100. N/A is shown where the base number of responses is less than 10 during the period. % is calculated as Quantity/Base number*100

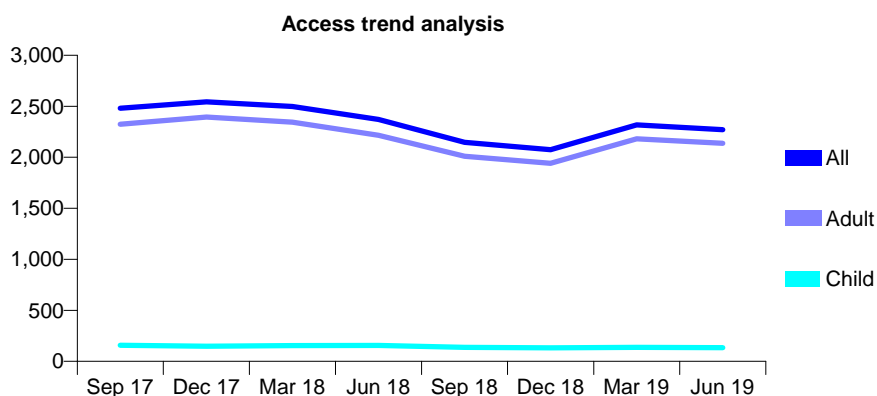
Q68 - Vital Signs At a Glance Contract Report for 121371/0011 - June 2019

Name or company name	Sussex Community NHS Trust
Contract type name	PDS Contract
Purpose of contract	General
Contract start date	01/04/2011
Contract end date	31/03/2021

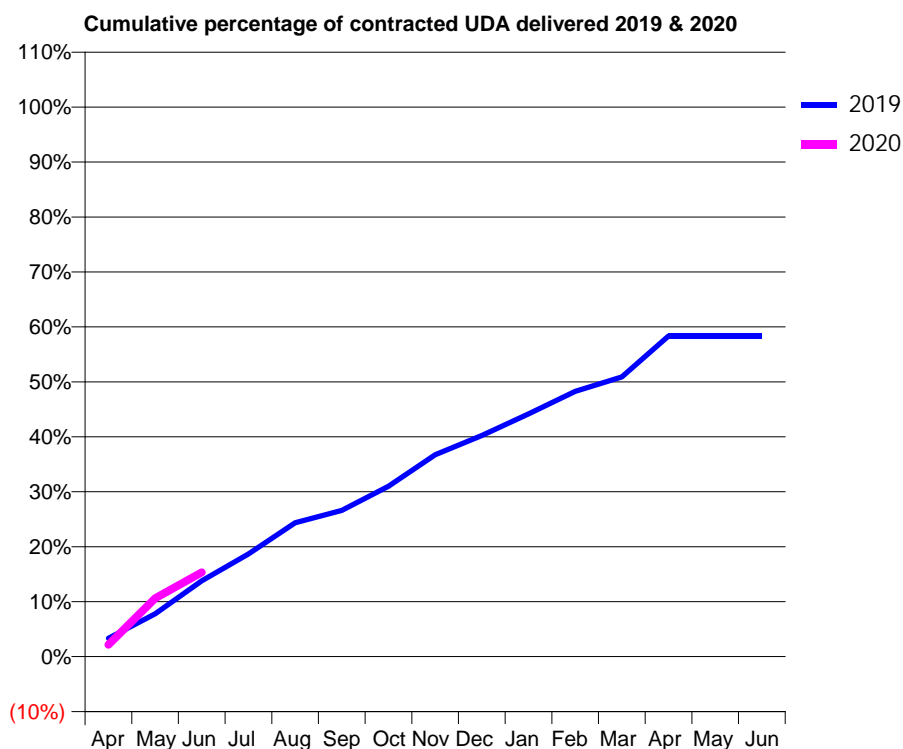
19/20 Contracted general activity (UDA)	4,000
Carry forward general activity (UDA)	0
19/20 Contracted orthodontic activity (UOA)	0
Carry forward orthodontic activity (UOA)	0
Baseline contract value	£225,887.95

ACCESS*

Patients seen in 24 months	Total	Change since previous quarter
Quarter ending June 2018	2,371	
Quarter ending September 2018	2,147	↓
Quarter ending December 2018	2,074	↓
Quarter ending March 2019	2,317	↑
Quarter ending June 2019	2,270	↓
Variance since June 2018	(4.3%)	↓



ACTIVITY



Month	Adjusted Scheduled Activity (UDA)	
	2019	2020
April	133	86
May	312	425
June	552	613
July	747	
August	974	
September	1,064	
October	1,240	
November	1,469	
December	1,609	
January	1,767	
February	1,932	
March	2,036	
April	2,334	
May	2,334	
June	2,334	

QUALITY

	Quantity	Base Number	Contract	AT	Region	England
% of FP17s for the same patient ID Re-attending within 3 months - Children	3	156	1.9%	8.9%	10.6%	11.4%
% of FP17s for the same patient ID Re-attending within 3 months - Adults	45	1,274	3.5%	14.9%	15.2%	15.4%
% of FP17s for the same patient ID Re-attending between 3 & 9 months - Children	2	156	1.3%	61.6%	62.3%	59.8%
% of FP17s for the same patient ID Re-attending between 3 & 9 months - Adults	29	1,274	2.3%	52.9%	53.3%	52.1%
% of FP17s for Band 1 Urgent Courses	511	511	100.0%	9.3%	9.7%	9.2%
% of FP17s Relating to Free Repair or Replacements	0	511	0.0%	0.5%	0.6%	0.7%
% of FP17s Relating to Continuations	0	511	0.0%	0.7%	0.8%	0.8%
% of Patients satisfied with the dentistry they have received	0	0	N/A	93.6%	93.4%	93.4%
% of Patients satisfied with the time they had to wait for an appointment	0	0	N/A	89.3%	86.8%	87.6%

* This is based on patients treated on this contract for their most recent course of treatment. Figures in italics indicate the base number of FP17s or Patient Questionnaire responses are less than 100. N/A is shown where the base number of responses is less than 10 during the period. % is calculated as Quantity/Base number*100

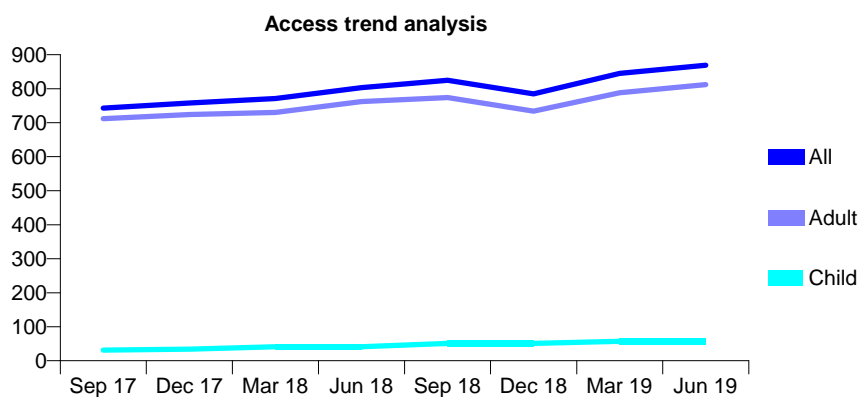
Q68 - Vital Signs At a Glance Contract Report for 121371/0012 - June 2019

Name or company name	Sussex Community NHS Trust
Contract type name	PDS Contract
Purpose of contract	General
Contract start date	01/04/2011
Contract end date	31/03/2021

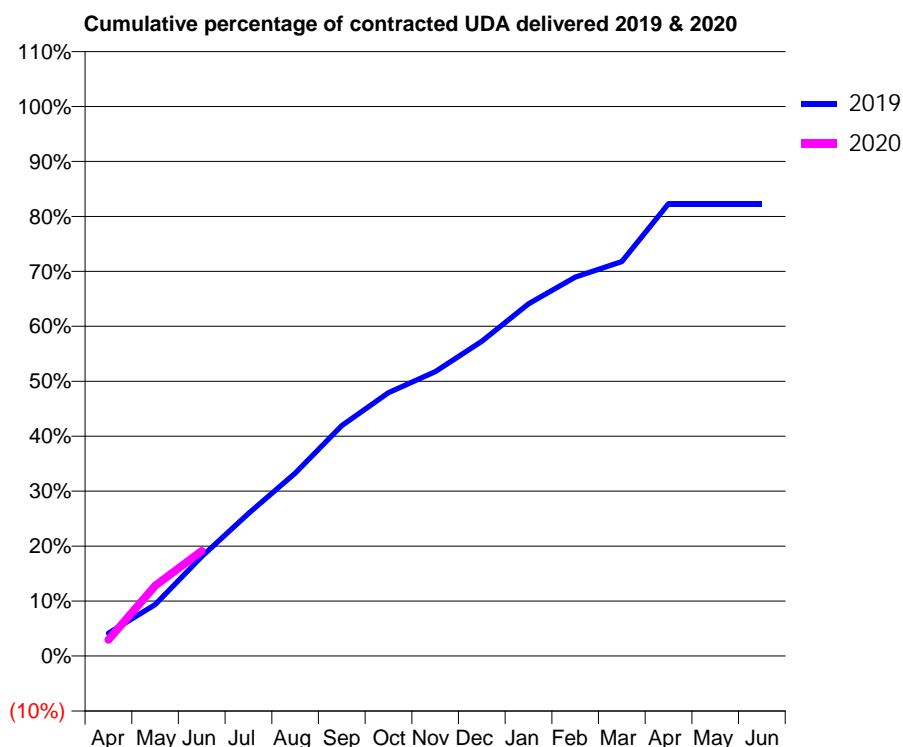
19/20 Contracted general activity (UDA)	1,500
Carry forward general activity (UDA)	0
19/20 Contracted orthodontic activity (UOA)	0
Carry forward orthodontic activity (UOA)	0
Baseline contract value	£119,212.27

ACCESS*

Patients seen in 24 months	Total	Change since previous quarter
Quarter ending June 2018	803	
Quarter ending September 2018	825	↑
Quarter ending December 2018	785	↓
Quarter ending March 2019	845	↑
Quarter ending June 2019	869	↑
Variance since June 2018	8.2%	↑



ACTIVITY



Month	Adjusted Scheduled Activity (UDA)	
	2019	2020
April	62	44
May	140	192
June	271	287
July	389	
August	499	
September	629	
October	719	
November	776	
December	859	
January	961	
February	1,034	
March	1,076	
April	1,235	
May	1,235	
June	1,235	

QUALITY

	Quantity	Base Number	Contract	AT	Region	England
% of FP17s for the same patient ID Re-attending within 3 months - Children	0	42	0.0%	8.9%	10.6%	11.4%
% of FP17s for the same patient ID Re-attending within 3 months - Adults	8	398	2.0%	14.9%	15.2%	15.4%
% of FP17s for the same patient ID Re-attending between 3 & 9 months - Children	1	42	2.4%	61.6%	62.3%	59.8%
% of FP17s for the same patient ID Re-attending between 3 & 9 months - Adults	12	398	3.0%	52.9%	53.3%	52.1%
% of FP17s for Band 1 Urgent Courses	239	239	100.0%	9.3%	9.7%	9.2%
% of FP17s Relating to Free Repair or Replacements	0	239	0.0%	0.5%	0.6%	0.7%
% of FP17s Relating to Continuations	0	239	0.0%	0.7%	0.8%	0.8%
% of Patients satisfied with the dentistry they have received	0	0	N/A	93.6%	93.4%	93.4%
% of Patients satisfied with the time they had to wait for an appointment	0	0	N/A	89.3%	86.8%	87.6%

* This is based on patients treated on this contract for their most recent course of treatment. Figures in italics indicate the base number of FP17s or Patient Questionnaire responses are less than 100. N/A is shown where the base number of responses is less than 10 during the period. % is calculated as Quantity/Base number*100

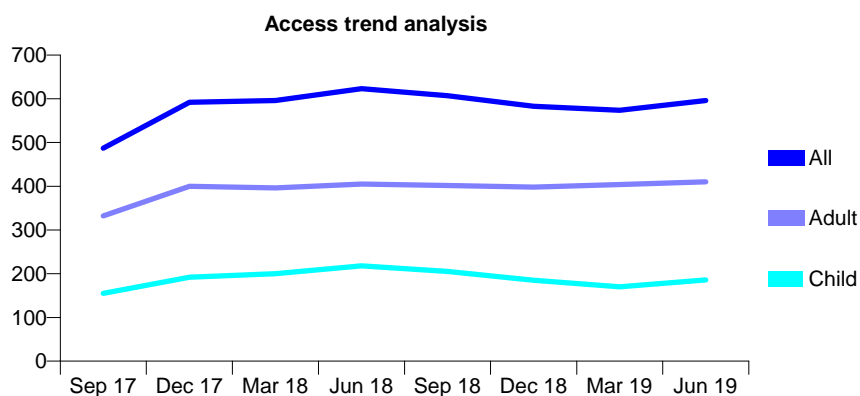
Q68 - Vital Signs At a Glance Contract Report for 121371/0014 - June 2019

Name or company name	Sussex Community NHS Trust
Contract type name	PDS Contract
Purpose of contract	General
Contract start date	01/04/2011
Contract end date	31/03/2021

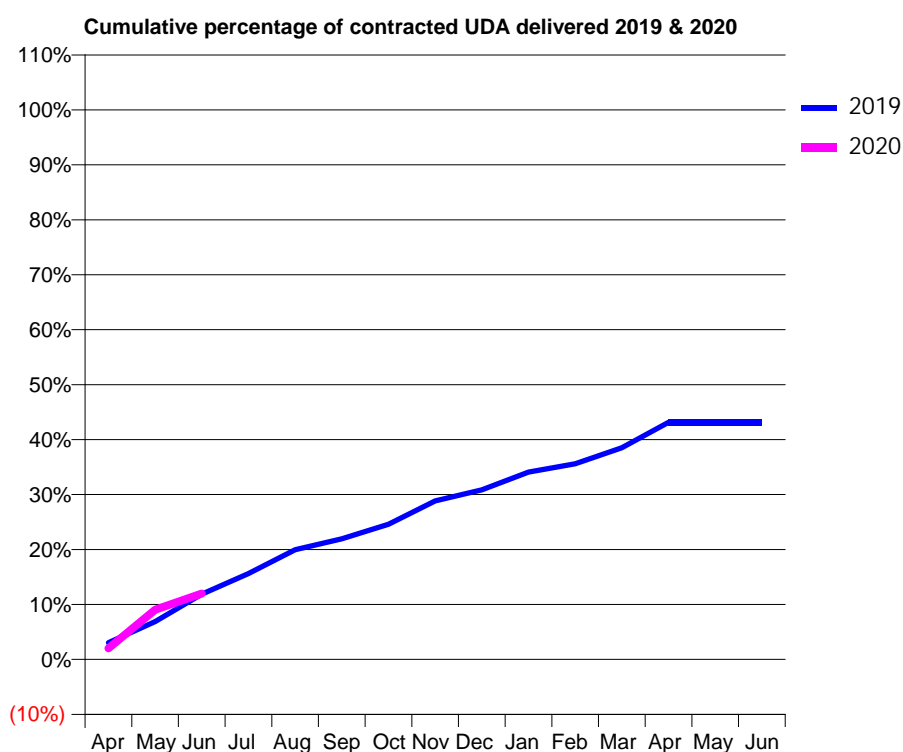
19/20 Contracted general activity (UDA)	2,767
Carry forward general activity (UDA)	0
19/20 Contracted orthodontic activity (UOA)	0
Carry forward orthodontic activity (UOA)	0
Baseline contract value	£21,487.47

ACCESS*

Patients seen in 24 months	Total	Change since previous quarter
Quarter ending June 2018	623	
Quarter ending September 2018	607	↓
Quarter ending December 2018	583	↓
Quarter ending March 2019	574	↓
Quarter ending June 2019	596	↑
Variance since June 2018	(4.3%)	↓



ACTIVITY



Month	2019	2020
April	74	56
May	167	250
June	288	331
July	379	
August	484	
September	532	
October	596	
November	699	
December	748	
January	827	
February	864	
March	934	
April	1,047	
May	1,047	
June	1,047	

QUALITY

	Quantity	Base Number	Contract	AT	Region	England
% of FP17s for the same patient ID Re-attending within 3 months - Children	5	107	4.7%	8.9%	10.6%	11.4%
% of FP17s for the same patient ID Re-attending within 3 months - Adults	10	147	6.8%	14.9%	15.2%	15.4%
% of FP17s for the same patient ID Re-attending between 3 & 9 months - Children	22	107	20.6%	61.6%	62.3%	59.8%
% of FP17s for the same patient ID Re-attending between 3 & 9 months - Adults	53	147	36.1%	52.9%	53.3%	52.1%
% of FP17s for Band 1 Urgent Courses	6	200	3.0%	9.3%	9.7%	9.2%
% of FP17s Relating to Free Repair or Replacements	0	200	0.0%	0.5%	0.6%	0.7%
% of FP17s Relating to Continuations	0	200	0.0%	0.7%	0.8%	0.8%
% of Patients satisfied with the dentistry they have received	0	0	N/A	93.6%	93.4%	93.4%
% of Patients satisfied with the time they had to wait for an appointment	0	0	N/A	89.3%	86.8%	87.6%

* This is based on patients treated on this contract for their most recent course of treatment. Figures in italics indicate the base number of FP17s or Patient Questionnaire responses are less than 100. N/A is shown where the base number of responses is less than 10 during the period. % is calculated as Quantity/Base number*100

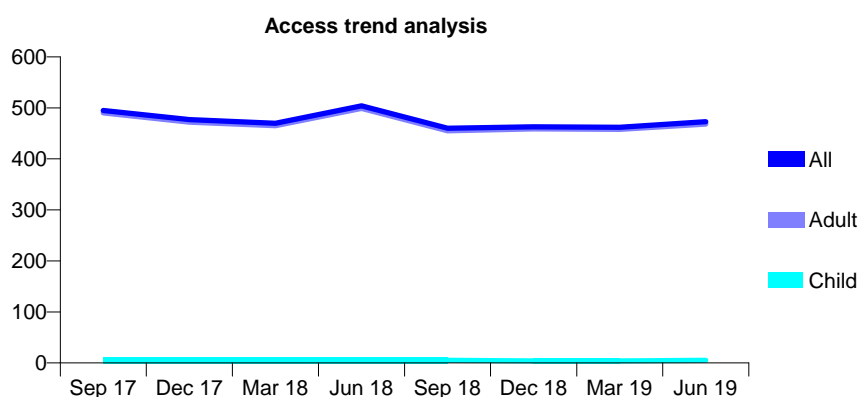
Q68 - Vital Signs At a Glance Contract Report for 121371/0015 - June 2019

Name or company name	Sussex Community NHS Trust
Contract type name	PDS Contract
Purpose of contract	General
Contract start date	01/10/2012
Contract end date	31/03/2021

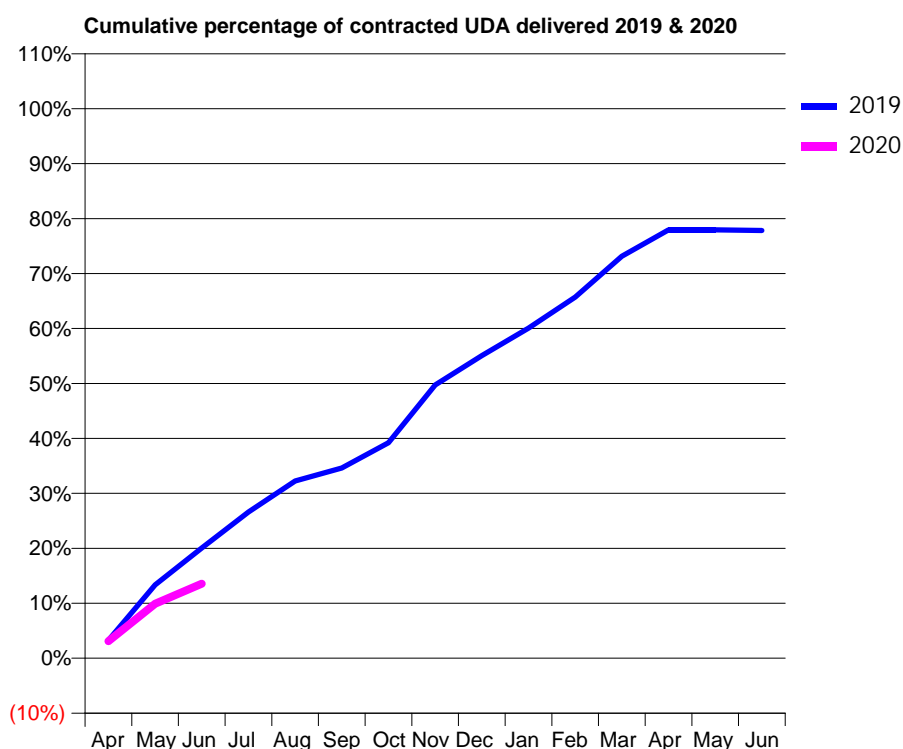
19/20 Contracted general activity (UDA)	1,000
Carry forward general activity (UDA)	0
19/20 Contracted orthodontic activity (UOA)	0
Carry forward orthodontic activity (UOA)	0
Baseline contract value	£87,142.97

ACCESS*

Patients seen in 24 months	Total	Change since previous quarter
Quarter ending June 2018	504	
Quarter ending September 2018	460	↓
Quarter ending December 2018	463	→
Quarter ending March 2019	462	→
Quarter ending June 2019	473	↑
Variance since June 2018	(6.2%)	↓



ACTIVITY



Month	2019	2020
April	33	31
May	134	99
June	201	136
July	266	
August	323	
September	346	
October	392	
November	497	
December	551	
January	601	
February	657	
March	731	
April	779	
May	779	
June	778	

QUALITY

	Quantity	Base Number	Contract	AT	Region	England
% of FP17s for the same patient ID Re-attending within 3 months - Children	0	2	0.0%	8.9%	10.6%	11.4%
% of FP17s for the same patient ID Re-attending within 3 months - Adults	4	56	7.1%	14.9%	15.2%	15.4%
% of FP17s for the same patient ID Re-attending between 3 & 9 months - Children	0	2	0.0%	61.6%	62.3%	59.8%
% of FP17s for the same patient ID Re-attending between 3 & 9 months - Adults	6	56	10.7%	52.9%	53.3%	52.1%
% of FP17s for Band 1 Urgent Courses	3	46	6.5%	9.3%	9.7%	9.2%
% of FP17s Relating to Free Repair or Replacements	2	46	4.3%	0.5%	0.6%	0.7%
% of FP17s Relating to Continuations	0	46	0.0%	0.7%	0.8%	0.8%
% of Patients satisfied with the dentistry they have received	0	0	N/A	93.6%	93.4%	93.4%
% of Patients satisfied with the time they had to wait for an appointment	0	0	N/A	89.3%	86.8%	87.6%

* This is based on patients treated on this contract for their most recent course of treatment.

Figures in italics indicate the base number of FP17s or Patient Questionnaire responses are less than 100. N/A is shown where the base number of responses is less than 10 during the period. % is calculated as Quantity/Base number*100

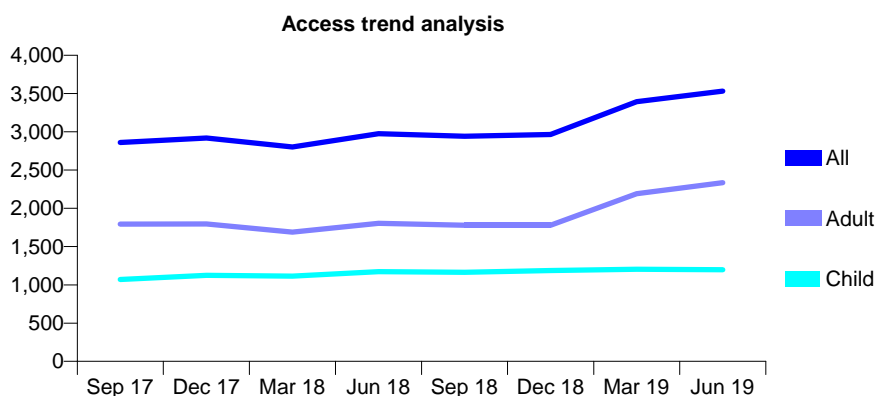
Q68 - Vital Signs At a Glance Contract Report for 122327/0001 - June 2019

Name or company name	Mr O Adelstone, Mr M Patel and Ms P Pate
Contract type name	GDS Contract
Purpose of contract	General
Contract start date	05/02/2014
Contract end date	

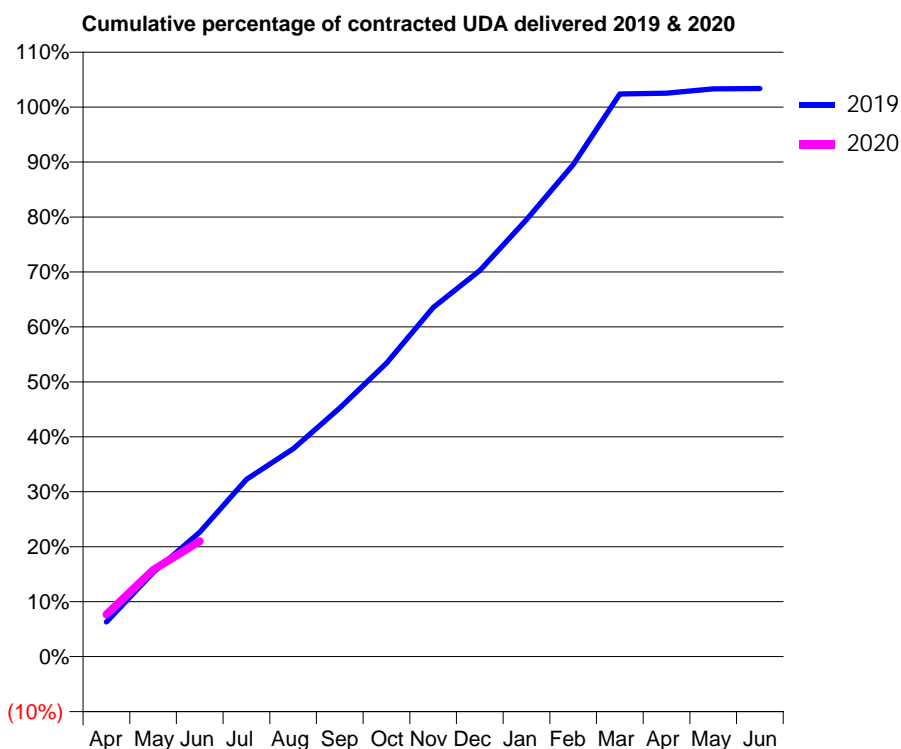
19/20 Contracted general activity (UDA)	9,500
Carry forward general activity (UDA)	0
19/20 Contracted orthodontic activity (UOA)	0
Carry forward orthodontic activity (UOA)	0
Baseline contract value	£261,077.05

ACCESS*

Patients seen in 24 months	Total	Change since previous quarter
Quarter ending June 2018	2,975	
Quarter ending September 2018	2,942	↓
Quarter ending December 2018	2,964	→
Quarter ending March 2019	3,395	↑
Quarter ending June 2019	3,532	↑
Variance since June 2018	18.7%	↑



ACTIVITY



Month	Adjusted Scheduled Activity (UDA)	
	2019	2020
April	600	730
May	1,452	1,497
June	2,151	1,997
July	3,065	
August	3,594	
September	4,298	
October	5,072	
November	6,037	
December	6,675	
January	7,553	
February	8,505	
March	9,724	
April	9,739	
May	9,815	
June	9,819	

QUALITY

	Quantity	Base Number	Contract	AT	Region	England
% of FP17s for the same patient ID Re-attending within 3 months - Children	17	393	4.3%	8.9%	10.6%	11.4%
% of FP17s for the same patient ID Re-attending within 3 months - Adults	33	564	5.9%	14.9%	15.2%	15.4%
% of FP17s for the same patient ID Re-attending between 3 & 9 months - Children	250	393	63.6%	61.6%	62.3%	59.8%
% of FP17s for the same patient ID Re-attending between 3 & 9 months - Adults	214	564	37.9%	52.9%	53.3%	52.1%
% of FP17s for Band 1 Urgent Courses	36	924	3.9%	9.3%	9.7%	9.2%
% of FP17s Relating to Free Repair or Replacements	0	924	0.0%	0.5%	0.6%	0.7%
% of FP17s Relating to Continuations	1	924	0.1%	0.7%	0.8%	0.8%
% of Patients satisfied with the dentistry they have received	5	5	N/A	93.6%	93.4%	93.4%
% of Patients satisfied with the time they had to wait for an appointment	4	5	N/A	89.3%	86.8%	87.6%

* This is based on patients treated on this contract for their most recent course of treatment. Figures in italics indicate the base number of FP17s or Patient Questionnaire responses are less than 100. N/A is shown where the base number of responses is less than 10 during the period. % is calculated as Quantity/Base number*100

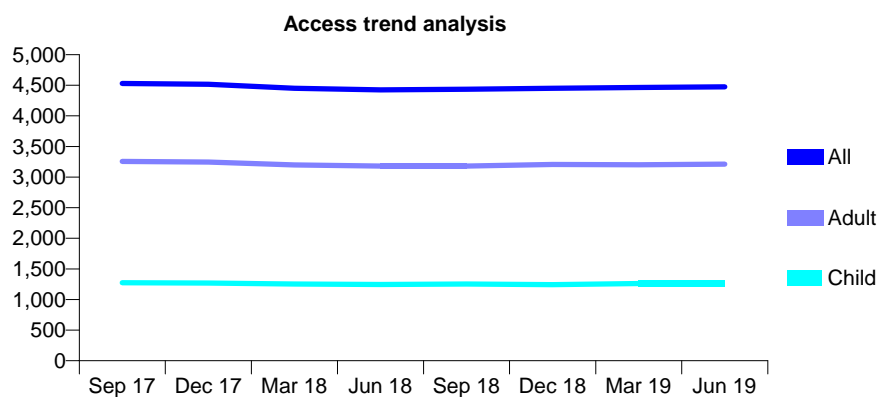
Q68 - Vital Signs At a Glance Contract Report for 122351/0001 - June 2019

Name or company name	DR S KHORAMI LTD
Contract type name	GDS Contract
Purpose of contract	General
Contract start date	01/09/2007
Contract end date	

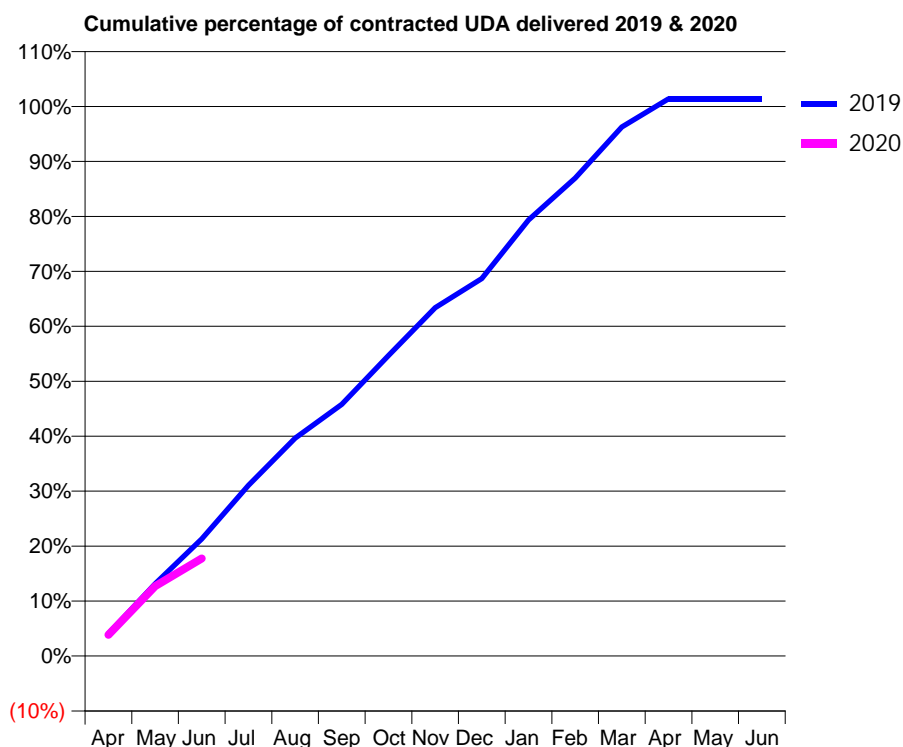
19/20 Contracted general activity (UDA)	8,828
Carry forward general activity (UDA)	0
19/20 Contracted orthodontic activity (UOA)	0
Carry forward orthodontic activity (UOA)	0
Baseline contract value	£242,884.83

ACCESS*

Patients seen in 24 months	Total	Change since previous quarter
Quarter ending June 2018	4,424	
Quarter ending September 2018	4,434	→
Quarter ending December 2018	4,450	→
Quarter ending March 2019	4,462	→
Quarter ending June 2019	4,474	→
Variance since June 2018	1.1%	→



ACTIVITY



Month	Adjusted Scheduled Activity (UDA)	
	2019	2020
April	358	342
May	1,160	1,121
June	1,879	1,567
July	2,743	
August	3,501	
September	4,043	
October	4,827	
November	5,596	
December	6,064	
January	7,004	
February	7,677	
March	8,498	
April	8,949	
May	8,949	
June	8,949	

QUALITY

	Quantity	Base Number	Contract	AT	Region	England
% of FP17s for the same patient ID Re-attending within 3 months - Children	27	461	5.9%	8.9%	10.6%	11.4%
% of FP17s for the same patient ID Re-attending within 3 months - Adults	179	1,186	15.1%	14.9%	15.2%	15.4%
% of FP17s for the same patient ID Re-attending between 3 & 9 months - Children	308	461	66.8%	61.6%	62.3%	59.8%
% of FP17s for the same patient ID Re-attending between 3 & 9 months - Adults	713	1,186	60.1%	52.9%	53.3%	52.1%
% of FP17s for Band 1 Urgent Courses	92	1,091	8.4%	9.3%	9.7%	9.2%
% of FP17s Relating to Free Repair or Replacements	1	1,091	0.1%	0.5%	0.6%	0.7%
% of FP17s Relating to Continuations	7	1,091	0.6%	0.7%	0.8%	0.8%
% of Patients satisfied with the dentistry they have received	4	4	N/A	93.6%	93.4%	93.4%
% of Patients satisfied with the time they had to wait for an appointment	4	4	N/A	89.3%	86.8%	87.6%

* This is based on patients treated on this contract for their most recent course of treatment. Figures in italics indicate the base number of FP17s or Patient Questionnaire responses are less than 100. N/A is shown where the base number of responses is less than 10 during the period. % is calculated as Quantity/Base number*100

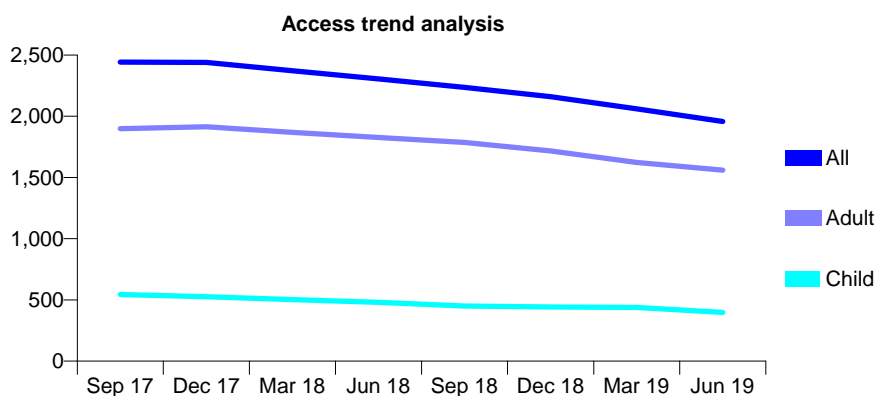
Q68 - Vital Signs At a Glance Contract Report for 122963/0001 - June 2019

Name or company name	Nuvo Dent Ltd
Contract type name	GDS Contract
Purpose of contract	General
Contract start date	01/06/2007
Contract end date	

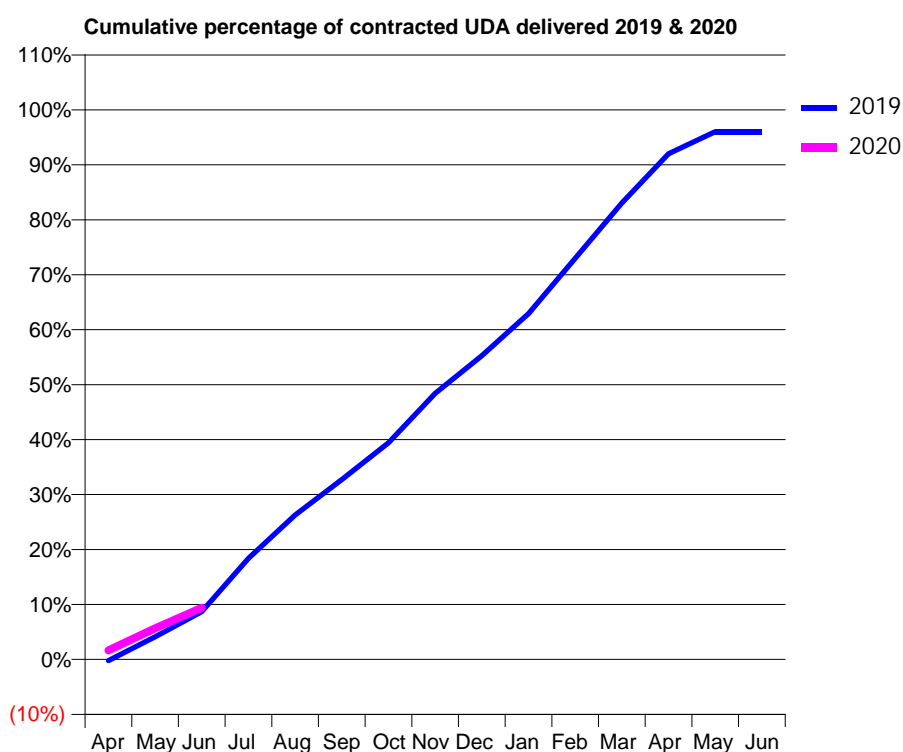
19/20 Contracted general activity (UDA)	7,000
Carry forward general activity (UDA)	0
19/20 Contracted orthodontic activity (UOA)	0
Carry forward orthodontic activity (UOA)	0
Baseline contract value	£230,123.22

ACCESS*

Patients seen in 24 months	Total	Change since previous quarter
Quarter ending June 2018	2,306	
Quarter ending September 2018	2,236	↓
Quarter ending December 2018	2,160	↓
Quarter ending March 2019	2,061	↓
Quarter ending June 2019	1,958	↓
Variance since June 2018	(15.1%)	↓



ACTIVITY



Month	2019	2020
April	-17	116
May	289	396
June	610	659
July	1,288	
August	1,841	
September	2,291	
October	2,759	
November	3,389	
December	3,869	
January	4,404	
February	5,108	
March	5,812	
April	6,440	
May	6,723	
June	6,723	

QUALITY

	Quantity	Base Number	Contract	AT	Region	England
% of FP17s for the same patient ID Re-attending within 3 months - Children	29	144	20.1%	8.9%	10.6%	11.4%
% of FP17s for the same patient ID Re-attending within 3 months - Adults	72	421	17.1%	14.9%	15.2%	15.4%
% of FP17s for the same patient ID Re-attending between 3 & 9 months - Children	55	144	38.2%	61.6%	62.3%	59.8%
% of FP17s for the same patient ID Re-attending between 3 & 9 months - Adults	229	421	54.4%	52.9%	53.3%	52.1%
% of FP17s for Band 1 Urgent Courses	18	340	5.3%	9.3%	9.7%	9.2%
% of FP17s Relating to Free Repair or Replacements	0	340	0.0%	0.5%	0.6%	0.7%
% of FP17s Relating to Continuations	3	340	0.9%	0.7%	0.8%	0.8%
% of Patients satisfied with the dentistry they have received	4	4	N/A	93.6%	93.4%	93.4%
% of Patients satisfied with the time they had to wait for an appointment	4	4	N/A	89.3%	86.8%	87.6%

* This is based on patients treated on this contract for their most recent course of treatment. Figures in italics indicate the base number of FP17s or Patient Questionnaire responses are less than 100. N/A is shown where the base number of responses is less than 10 during the period. % is calculated as Quantity/Base number*100

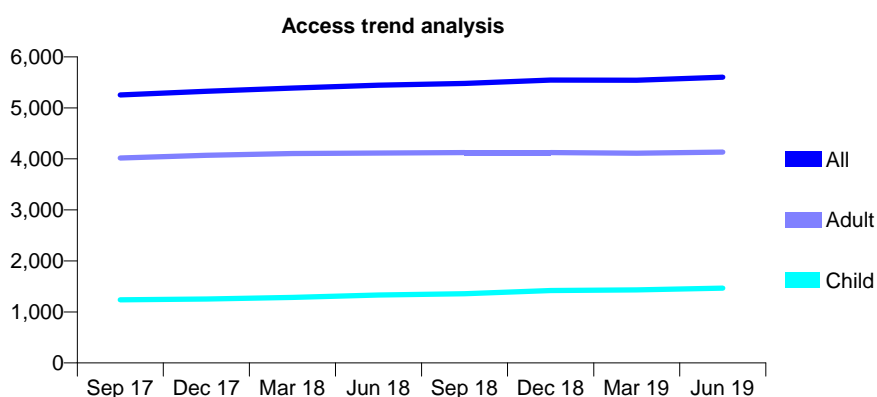
Q68 - Vital Signs At a Glance Contract Report for 123137/0001 - June 2019

Name or company name	South England Dental Practice Partnership
Contract type name	GDS Contract
Purpose of contract	General
Contract start date	01/02/2013
Contract end date	

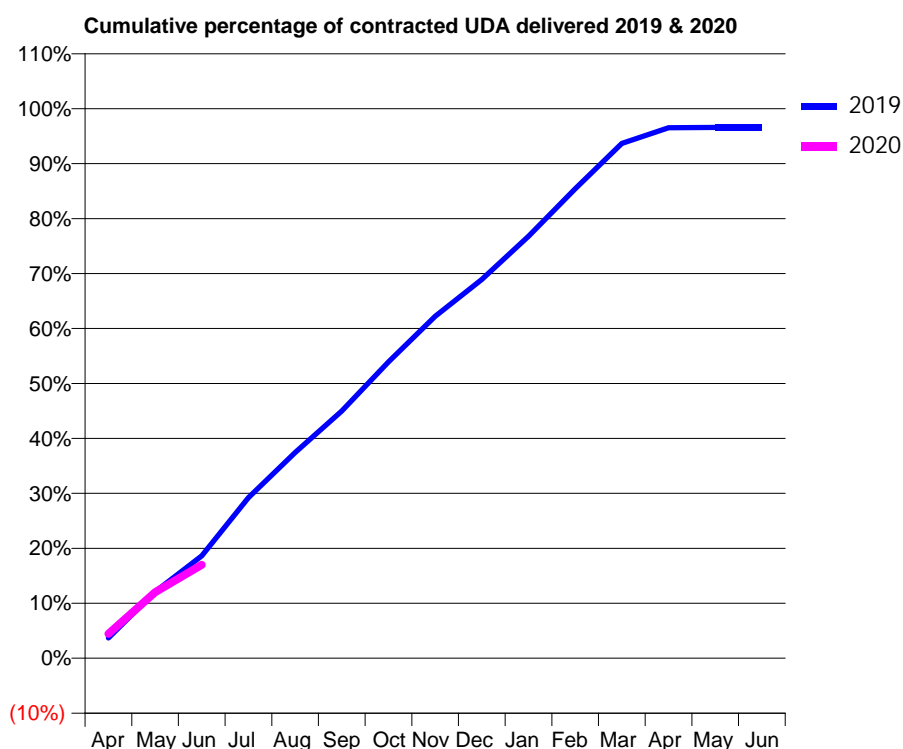
19/20 Contracted general activity (UDA)	14,500
Carry forward general activity (UDA)	0
19/20 Contracted orthodontic activity (UOA)	0
Carry forward orthodontic activity (UOA)	0
Baseline contract value	£399,762.95

ACCESS*

Patients seen in 24 months	Total	Change since previous quarter
Quarter ending June 2018	5,445	
Quarter ending September 2018	5,478	→
Quarter ending December 2018	5,545	→
Quarter ending March 2019	5,541	→
Quarter ending June 2019	5,600	→
Variance since June 2018	2.8%	↑



ACTIVITY



Adjusted Scheduled Activity (UDA)		
Month	2019	2020
April	536	646
May	1,754	1,744
June	2,699	2,463
July	4,239	
August	5,427	
September	6,523	
October	7,821	
November	9,020	
December	9,992	
January	11,137	
February	12,386	
March	13,580	
April	13,995	
May	14,002	
June	14,003	

QUALITY

	Quantity	Base Number	Contract	AT	Region	England
% of FP17s for the same patient ID Re-attending within 3 months - Children	21	401	5.2%	8.9%	10.6%	11.4%
% of FP17s for the same patient ID Re-attending within 3 months - Adults	89	924	9.6%	14.9%	15.2%	15.4%
% of FP17s for the same patient ID Re-attending between 3 & 9 months - Children	177	401	44.1%	61.6%	62.3%	59.8%
% of FP17s for the same patient ID Re-attending between 3 & 9 months - Adults	320	924	34.6%	52.9%	53.3%	52.1%
% of FP17s for Band 1 Urgent Courses	91	1,151	7.9%	9.3%	9.7%	9.2%
% of FP17s Relating to Free Repair or Replacements	5	1,151	0.4%	0.5%	0.6%	0.7%
% of FP17s Relating to Continuations	8	1,151	0.7%	0.7%	0.8%	0.8%
% of Patients satisfied with the dentistry they have received	3	3	N/A	93.6%	93.4%	93.4%
% of Patients satisfied with the time they had to wait for an appointment	3	3	N/A	89.3%	86.8%	87.6%

* This is based on patients treated on this contract for their most recent course of treatment.

Figures in italics indicate the base number of FP17s or Patient Questionnaire responses are less than 100. N/A is shown where the base number of responses is less than 10 during the period. % is calculated as Quantity/Base number*100

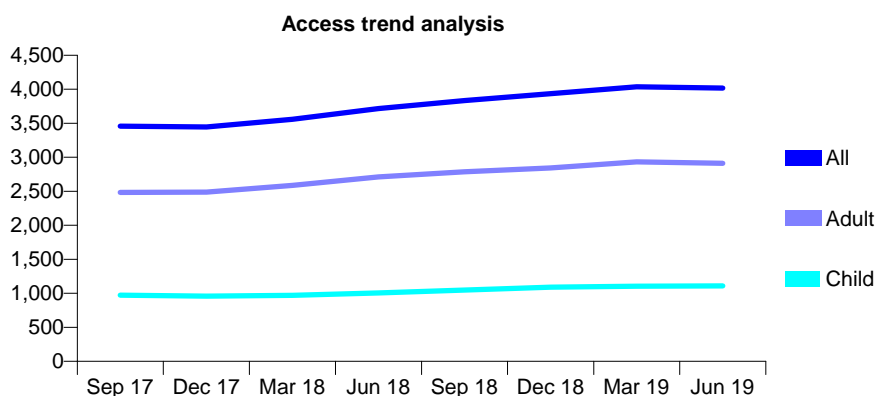
Q68 - Vital Signs At a Glance Contract Report for 123196/0001 - June 2019

Name or company name	Hangleton Dental Practice Limited
Contract type name	GDS Contract
Purpose of contract	General
Contract start date	01/09/2007
Contract end date	

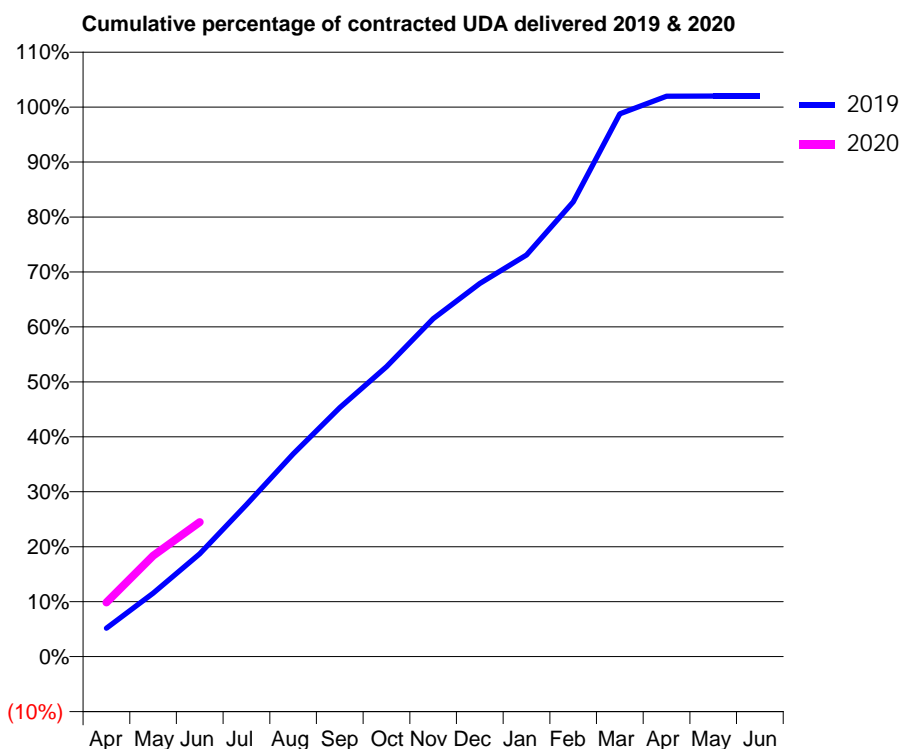
19/20 Contracted general activity (UDA)	11,721
Carry forward general activity (UDA)	0
19/20 Contracted orthodontic activity (UOA)	0
Carry forward orthodontic activity (UOA)	0
Baseline contract value	£306,953.68

ACCESS*

Patients seen in 24 months	Total	Change since previous quarter
Quarter ending June 2018	3,717	
Quarter ending September 2018	3,835	↑
Quarter ending December 2018	3,935	↑
Quarter ending March 2019	4,037	↑
Quarter ending June 2019	4,019	→
Variance since June 2018	8.1%	↑



ACTIVITY



Month	Adjusted Scheduled Activity (UDA)	
	2019	2020
April	607	1,155
May	1,354	2,152
June	2,195	2,869
July	3,242	
August	4,323	
September	5,310	
October	6,182	
November	7,205	
December	7,958	
January	8,565	
February	9,700	
March	11,575	
April	11,955	
May	11,957	
June	11,956	

QUALITY

	Quantity	Base Number	Contract	AT	Region	England
% of FP17s for the same patient ID Re-attending within 3 months - Children	22	324	6.8%	8.9%	10.6%	11.4%
% of FP17s for the same patient ID Re-attending within 3 months - Adults	125	840	14.9%	14.9%	15.2%	15.4%
% of FP17s for the same patient ID Re-attending between 3 & 9 months - Children	173	324	53.4%	61.6%	62.3%	59.8%
% of FP17s for the same patient ID Re-attending between 3 & 9 months - Adults	450	840	53.6%	52.9%	53.3%	52.1%
% of FP17s for Band 1 Urgent Courses	92	987	9.3%	9.3%	9.7%	9.2%
% of FP17s Relating to Free Repair or Replacements	8	987	0.8%	0.5%	0.6%	0.7%
% of FP17s Relating to Continuations	1	987	0.1%	0.7%	0.8%	0.8%
% of Patients satisfied with the dentistry they have received	3	3	N/A	93.6%	93.4%	93.4%
% of Patients satisfied with the time they had to wait for an appointment	2	3	N/A	89.3%	86.8%	87.6%

* This is based on patients treated on this contract for their most recent course of treatment. Figures in italics indicate the base number of FP17s or Patient Questionnaire responses are less than 100. N/A is shown where the base number of responses is less than 10 during the period. % is calculated as Quantity/Base number*100

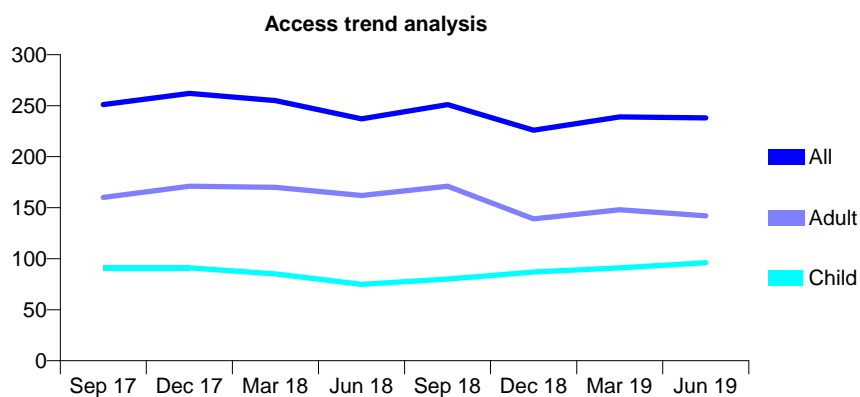
Q68 - Vital Signs At a Glance Contract Report for 123323/0001 - June 2019

Name or company name	Guyver & Patel
Contract type name	GDS Contract
Purpose of contract	General
Contract start date	01/08/2013
Contract end date	

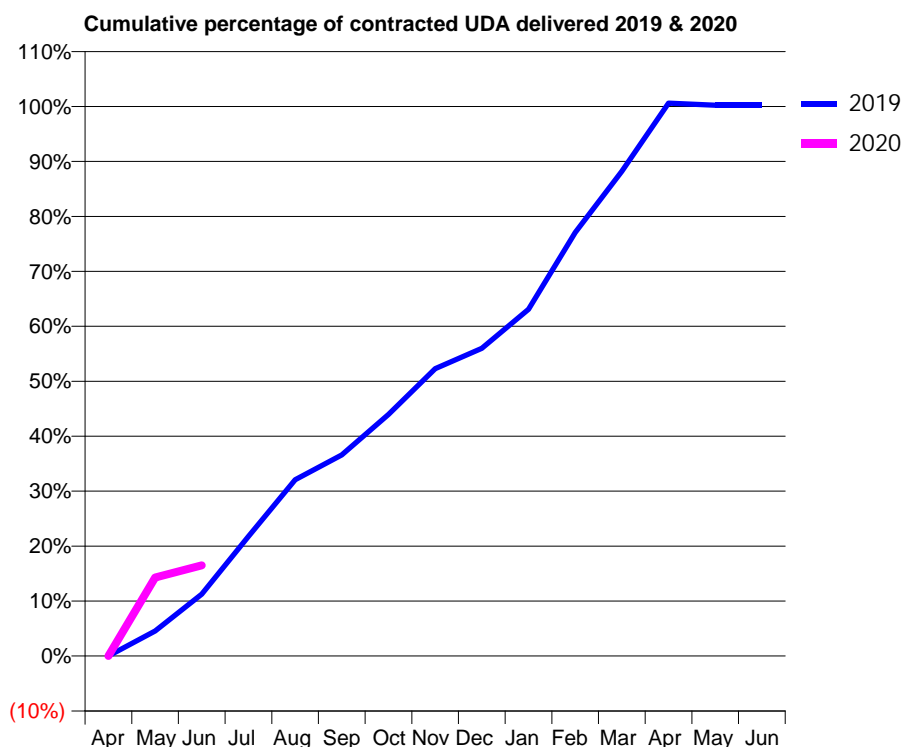
19/20 Contracted general activity (UDA)	820
Carry forward general activity (UDA)	0
19/20 Contracted orthodontic activity (UOA)	0
Carry forward orthodontic activity (UOA)	0
Baseline contract value	£23,339.73

ACCESS*

Patients seen in 24 months	Total	Change since previous quarter
Quarter ending June 2018	237	
Quarter ending September 2018	251	↑
Quarter ending December 2018	226	↓
Quarter ending March 2019	239	↑
Quarter ending June 2019	238	→
Variance since June 2018	0.4%	→



ACTIVITY



Month	Adjusted Scheduled Activity (UDA)	
	2019	2020
April	0	0
May	37	117
June	92	135
July	179	
August	263	
September	300	
October	360	
November	429	
December	459	
January	517	
February	632	
March	723	
April	825	
May	822	
June	822	

QUALITY

	Quantity	Base Number	Contract	AT	Region	England
% of FP17s for the same patient ID Re-attending within 3 months - Children	1	39	2.6%	8.9%	10.6%	11.4%
% of FP17s for the same patient ID Re-attending within 3 months - Adults	10	40	25.0%	14.9%	15.2%	15.4%
% of FP17s for the same patient ID Re-attending between 3 & 9 months - Children	20	39	51.3%	61.6%	62.3%	59.8%
% of FP17s for the same patient ID Re-attending between 3 & 9 months - Adults	13	40	32.5%	52.9%	53.3%	52.1%
% of FP17s for Band 1 Urgent Courses	7	59	11.9%	9.3%	9.7%	9.2%
% of FP17s Relating to Free Repair or Replacements	0	59	0.0%	0.5%	0.6%	0.7%
% of FP17s Relating to Continuations	2	59	3.4%	0.7%	0.8%	0.8%
% of Patients satisfied with the dentistry they have received	0	0	N/A	93.6%	93.4%	93.4%
% of Patients satisfied with the time they had to wait for an appointment	0	0	N/A	89.3%	86.8%	87.6%

* This is based on patients treated on this contract for their most recent course of treatment. Figures in italics indicate the base number of FP17s or Patient Questionnaire responses are less than 100. N/A is shown where the base number of responses is less than 10 during the period. % is calculated as Quantity/Base number*100

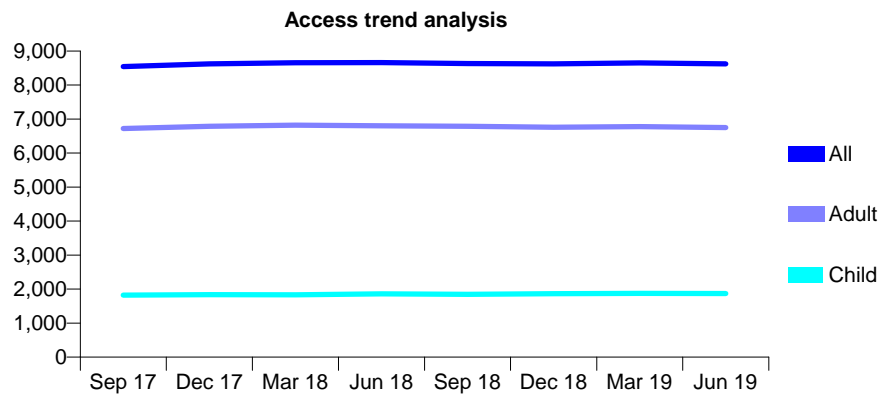
Q68 - Vital Signs At a Glance Contract Report for 123773/0002 - June 2019

Name or company name	Dr Simon J Chard and Dr Meghan P Chard
Contract type name	GDS Contract
Purpose of contract	General
Contract start date	07/09/2015
Contract end date	

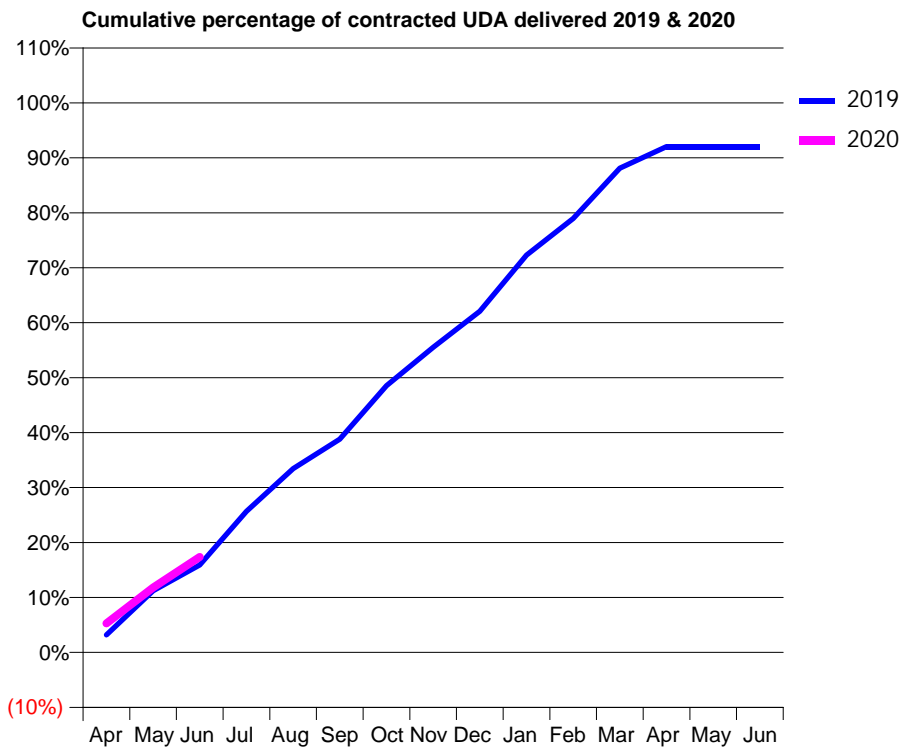
19/20 Contracted general activity (UDA)	24,746
Carry forward general activity (UDA)	0
19/20 Contracted orthodontic activity (UOA)	0
Carry forward orthodontic activity (UOA)	0
Baseline contract value	£603,683.39

ACCESS*

Patients seen in 24 months	Total	Change since previous quarter
Quarter ending June 2018	8,662	
Quarter ending September 2018	8,634	→
Quarter ending December 2018	8,626	→
Quarter ending March 2019	8,654	→
Quarter ending June 2019	8,626	→
Variance since June 2018	(0.4%)	→



ACTIVITY



Month	2019	2020
April	792	1,307
May	2,779	2,919
June	3,939	4,302
July	6,348	
August	8,279	
September	9,602	
October	12,013	
November	13,743	
December	15,362	
January	17,891	
February	19,544	
March	21,802	
April	22,774	
May	22,776	
June	22,776	

QUALITY

	Quantity	Base Number	Contract	AT	Region	England
% of FP17s for the same patient ID Re-attending within 3 months - Children	35	608	5.8%	8.9%	10.6%	11.4%
% of FP17s for the same patient ID Re-attending within 3 months - Adults	409	2,323	17.6%	14.9%	15.2%	15.4%
% of FP17s for the same patient ID Re-attending between 3 & 9 months - Children	409	608	67.3%	61.6%	62.3%	59.8%
% of FP17s for the same patient ID Re-attending between 3 & 9 months - Adults	1,327	2,323	57.1%	52.9%	53.3%	52.1%
% of FP17s for Band 1 Urgent Courses	307	2,427	12.6%	9.3%	9.7%	9.2%
% of FP17s Relating to Free Repair or Replacements	15	2,427	0.6%	0.5%	0.6%	0.7%
% of FP17s Relating to Continuations	36	2,427	1.5%	0.7%	0.8%	0.8%
% of Patients satisfied with the dentistry they have received	3	3	N/A	93.6%	93.4%	93.4%
% of Patients satisfied with the time they had to wait for an appointment	3	3	N/A	89.3%	86.8%	87.6%

* This is based on patients treated on this contract for their most recent course of treatment. Figures in italics indicate the base number of FP17s or Patient Questionnaire responses are less than 100. N/A is shown where the base number of responses is less than 10 during the period. % is calculated as Quantity/Base number*100

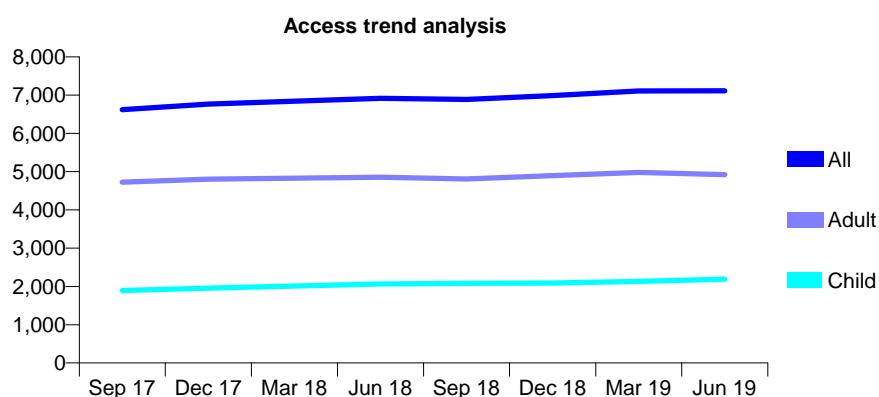
Q68 - Vital Signs At a Glance Contract Report for 125776/0004 - June 2019

Name or company name	Apex Dental Care Ltd
Contract type name	GDS Contract
Purpose of contract	General
Contract start date	01/08/2009
Contract end date	

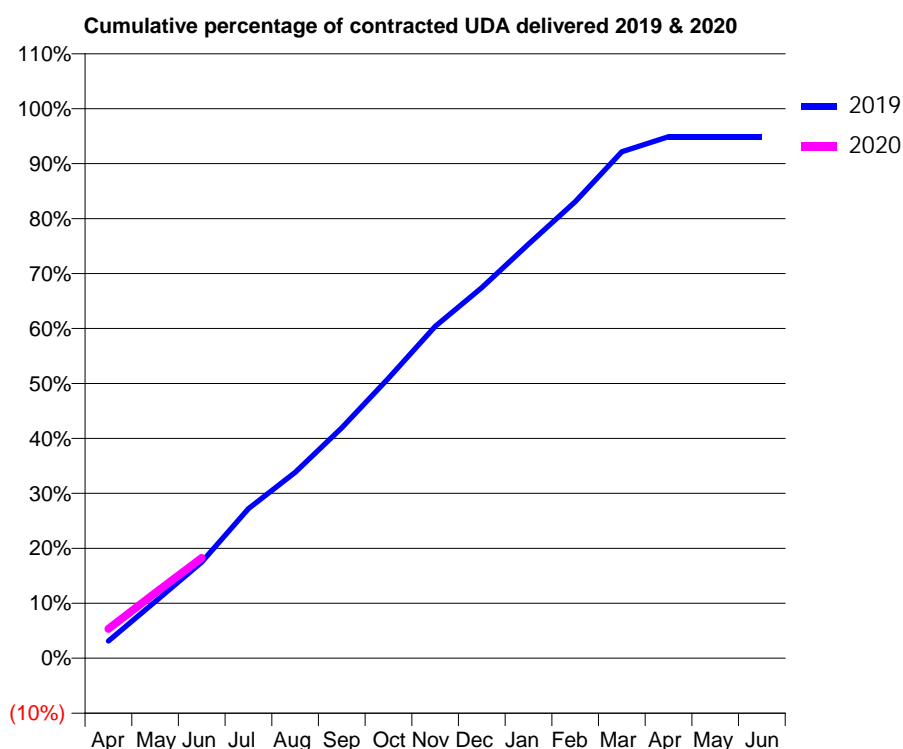
19/20 Contracted general activity (UDA)	16,978
Carry forward general activity (UDA)	0
19/20 Contracted orthodontic activity (UOA)	0
Carry forward orthodontic activity (UOA)	0
Baseline contract value	£430,334.72

ACCESS*

Patients seen in 24 months	Total	Change since previous quarter
Quarter ending June 2018	6,919	
Quarter ending September 2018	6,887	→
Quarter ending December 2018	6,986	→
Quarter ending March 2019	7,110	→
Quarter ending June 2019	7,112	→
Variance since June 2018	2.8%	↑



ACTIVITY



Month	2019	2020
April	534	910
May	1,750	2,015
June	2,967	3,097
July	4,619	
August	5,747	
September	7,117	
October	8,649	
November	10,252	
December	11,448	
January	12,795	
February	14,103	
March	15,645	
April	16,110	
May	16,110	
June	16,111	

QUALITY

	Quantity	Base Number	Contract	AT	Region	England
% of FP17s for the same patient ID Re-attending within 3 months - Children	58	899	6.5%	8.9%	10.6%	11.4%
% of FP17s for the same patient ID Re-attending within 3 months - Adults	205	1,682	12.2%	14.9%	15.2%	15.4%
% of FP17s for the same patient ID Re-attending between 3 & 9 months - Children	620	899	69.0%	61.6%	62.3%	59.8%
% of FP17s for the same patient ID Re-attending between 3 & 9 months - Adults	1,077	1,682	64.0%	52.9%	53.3%	52.1%
% of FP17s for Band 1 Urgent Courses	136	2,286	5.9%	9.3%	9.7%	9.2%
% of FP17s Relating to Free Repair or Replacements	18	2,286	0.8%	0.5%	0.6%	0.7%
% of FP17s Relating to Continuations	11	2,286	0.5%	0.7%	0.8%	0.8%
% of Patients satisfied with the dentistry they have received	1	1	N/A	93.6%	93.4%	93.4%
% of Patients satisfied with the time they had to wait for an appointment	1	1	N/A	89.3%	86.8%	87.6%

* This is based on patients treated on this contract for their most recent course of treatment.

Figures in italics indicate the base number of FP17s or Patient Questionnaire responses are less than 100. N/A is shown where the base number of responses is less than 10 during the period. % is calculated as Quantity/Base number*100

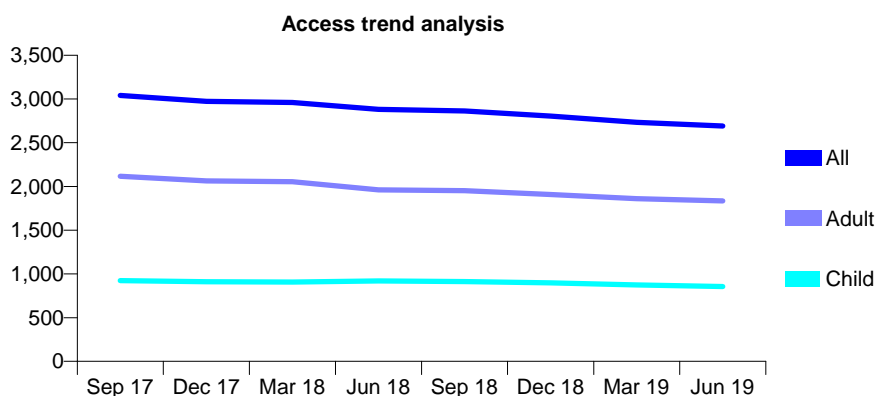
Q68 - Vital Signs At a Glance Contract Report for 125776/0005 - June 2019

Name or company name	Apex Dental Care Ltd
Contract type name	GDS Contract
Purpose of contract	General
Contract start date	01/08/2009
Contract end date	

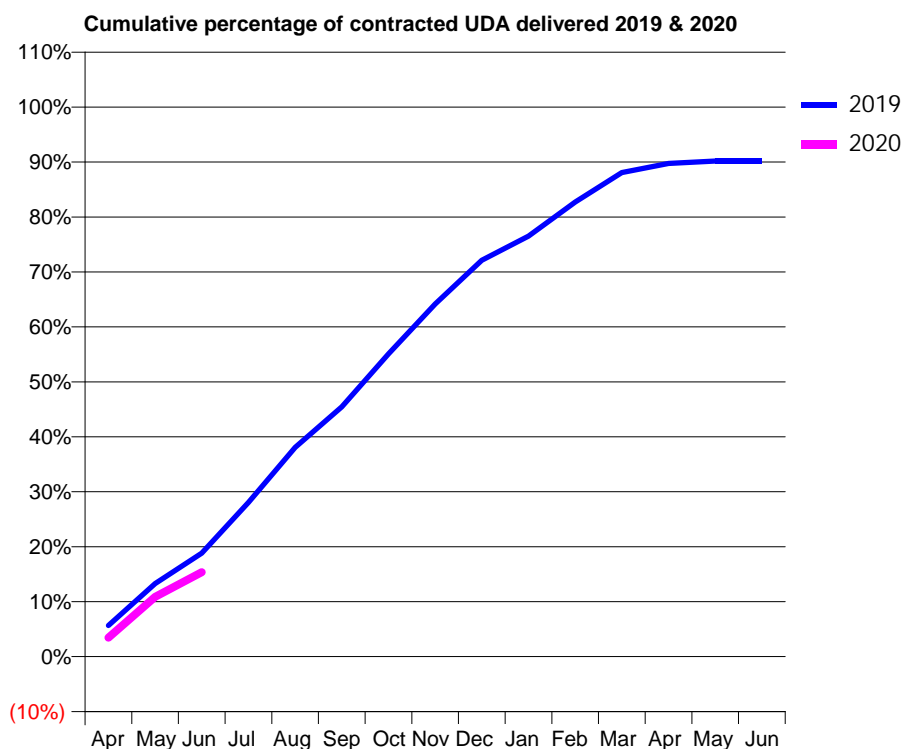
19/20 Contracted general activity (UDA)	7,125
Carry forward general activity (UDA)	0
19/20 Contracted orthodontic activity (UOA)	0
Carry forward orthodontic activity (UOA)	0
Baseline contract value	£194,414.23

ACCESS*

Patients seen in 24 months	Total	Change since previous quarter
Quarter ending June 2018	2,882	
Quarter ending September 2018	2,864	→
Quarter ending December 2018	2,804	↓
Quarter ending March 2019	2,733	↓
Quarter ending June 2019	2,691	↓
Variance since June 2018	(6.6%)	↓



ACTIVITY



Month	Adjusted Scheduled Activity (UDA)	
	2019	2020
April	404	246
May	948	776
June	1,342	1,095
July	2,000	
August	2,714	
September	3,237	
October	3,926	
November	4,573	
December	5,139	
January	5,453	
February	5,893	
March	6,275	
April	6,393	
May	6,426	
June	6,426	

QUALITY

	Quantity	Base Number	Contract	AT	Region	England
% of FP17s for the same patient ID Re-attending within 3 months - Children	25	326	7.7%	8.9%	10.6%	11.4%
% of FP17s for the same patient ID Re-attending within 3 months - Adults	93	598	15.6%	14.9%	15.2%	15.4%
% of FP17s for the same patient ID Re-attending between 3 & 9 months - Children	206	326	63.2%	61.6%	62.3%	59.8%
% of FP17s for the same patient ID Re-attending between 3 & 9 months - Adults	353	598	59.0%	52.9%	53.3%	52.1%
% of FP17s for Band 1 Urgent Courses	77	753	10.2%	9.3%	9.7%	9.2%
% of FP17s Relating to Free Repair or Replacements	7	753	0.9%	0.5%	0.6%	0.7%
% of FP17s Relating to Continuations	1	753	0.1%	0.7%	0.8%	0.8%
% of Patients satisfied with the dentistry they have received	1	1	N/A	93.6%	93.4%	93.4%
% of Patients satisfied with the time they had to wait for an appointment	1	1	N/A	89.3%	86.8%	87.6%

* This is based on patients treated on this contract for their most recent course of treatment. Figures in italics indicate the base number of FP17s or Patient Questionnaire responses are less than 100. N/A is shown where the base number of responses is less than 10 during the period. % is calculated as Quantity/Base number*100

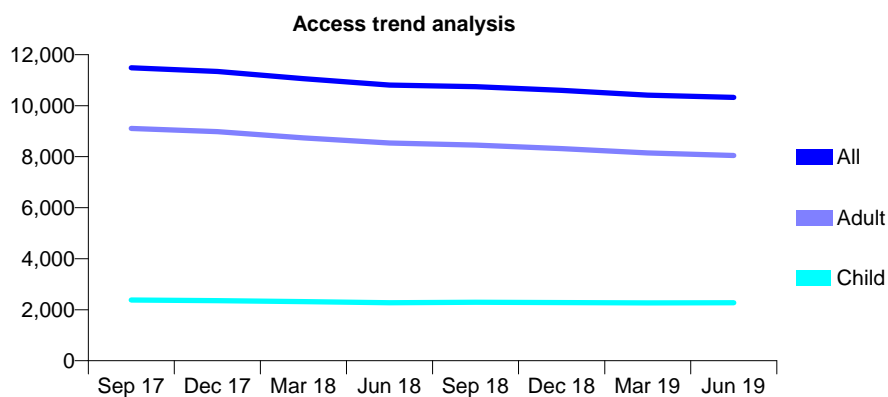
Q68 - Vital Signs At a Glance Contract Report for 125776/0011 - June 2019

Name or company name	Apex Dental Care Ltd
Contract type name	GDS Contract
Purpose of contract	General
Contract start date	01/06/2011
Contract end date	

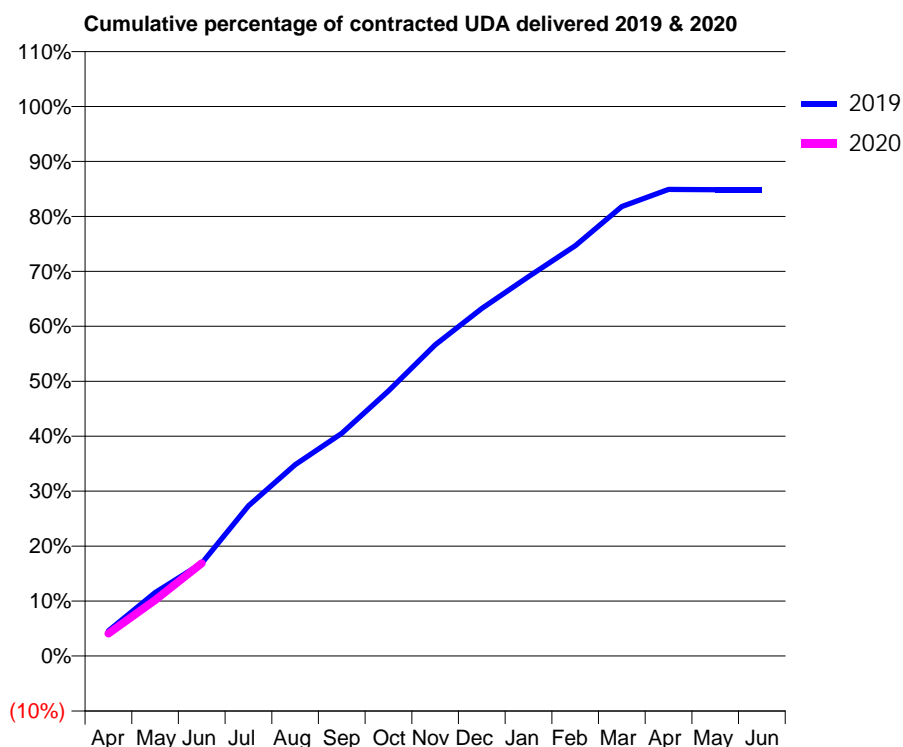
19/20 Contracted general activity (UDA)	36,901
Carry forward general activity (UDA)	0
19/20 Contracted orthodontic activity (UOA)	0
Carry forward orthodontic activity (UOA)	0
Baseline contract value	£977,179.38

ACCESS*

Patients seen in 24 months	Total	Change since previous quarter
Quarter ending June 2018	10,813	
Quarter ending September 2018	10,747	→
Quarter ending December 2018	10,599	↓
Quarter ending March 2019	10,412	↓
Quarter ending June 2019	10,324	→
Variance since June 2018	(4.5%)	↓



ACTIVITY



Month	Adjusted Scheduled Activity (UDA)	
	2019	2020
April	1,699	1,513
May	4,263	3,759
June	6,227	6,224
July	10,085	
August	12,847	
September	14,946	
October	17,805	
November	20,894	
December	23,342	
January	25,468	
February	27,551	
March	30,178	
April	31,325	
May	31,312	
June	31,306	

QUALITY

	Quantity	Base Number	Contract	AT	Region	England
% of FP17s for the same patient ID Re-attending within 3 months - Children	53	793	6.7%	8.9%	10.6%	11.4%
% of FP17s for the same patient ID Re-attending within 3 months - Adults	456	3,005	15.2%	14.9%	15.2%	15.4%
% of FP17s for the same patient ID Re-attending between 3 & 9 months - Children	473	793	59.6%	61.6%	62.3%	59.8%
% of FP17s for the same patient ID Re-attending between 3 & 9 months - Adults	1,757	3,005	58.5%	52.9%	53.3%	52.1%
% of FP17s for Band 1 Urgent Courses	382	3,306	11.6%	9.3%	9.7%	9.2%
% of FP17s Relating to Free Repair or Replacements	20	3,306	0.6%	0.5%	0.6%	0.7%
% of FP17s Relating to Continuations	6	3,306	0.2%	0.7%	0.8%	0.8%
% of Patients satisfied with the dentistry they have received	5	6	N/A	93.6%	93.4%	93.4%
% of Patients satisfied with the time they had to wait for an appointment	4	6	N/A	89.3%	86.8%	87.6%

* This is based on patients treated on this contract for their most recent course of treatment. Figures in italics indicate the base number of FP17s or Patient Questionnaire responses are less than 100. N/A is shown where the base number of responses is less than 10 during the period. % is calculated as Quantity/Base number*100

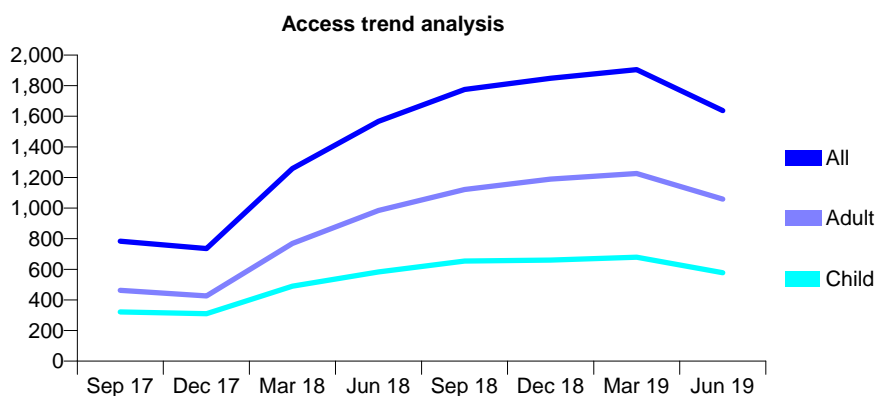
Q68 - Vital Signs At a Glance Contract Report for 125776/0013 - June 2019

Name or company name	Apex Dental Care Ltd
Contract type name	GDS Contract
Purpose of contract	General
Contract start date	09/02/2013
Contract end date	

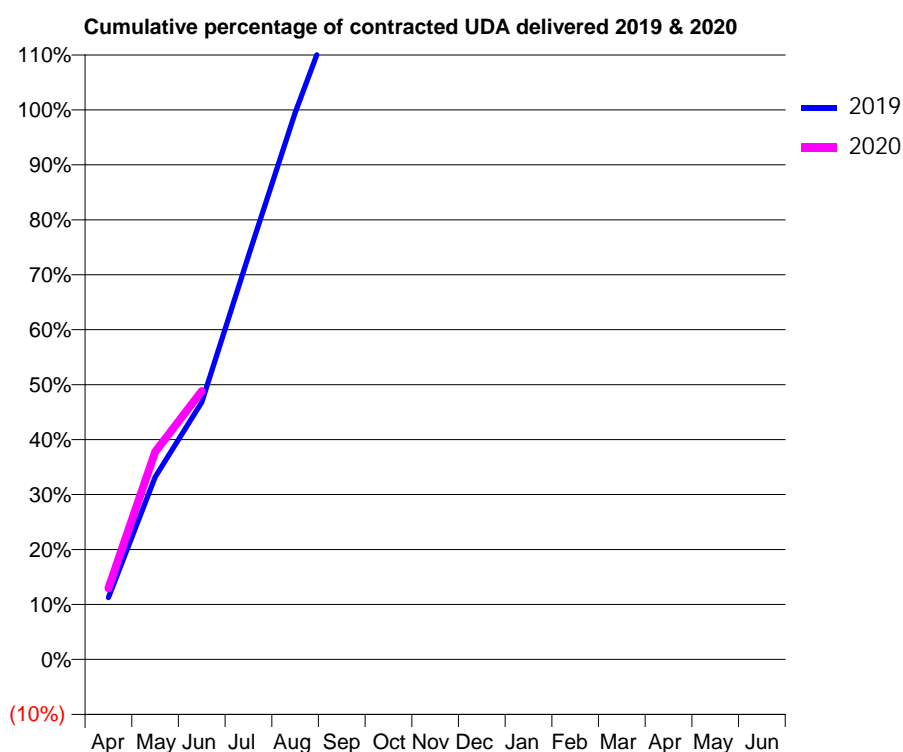
19/20 Contracted general activity (UDA)	2,035
Carry forward general activity (UDA)	0
19/20 Contracted orthodontic activity (UOA)	0
Carry forward orthodontic activity (UOA)	0
Baseline contract value	£57,423.48

ACCESS*

Patients seen in 24 months	Total	Change since previous quarter
Quarter ending June 2018	1,567	
Quarter ending September 2018	1,776	↑
Quarter ending December 2018	1,849	↑
Quarter ending March 2019	1,905	↑
Quarter ending June 2019	1,637	↓
Variance since June 2018	4.5%	↑



ACTIVITY



Month	2019	2020
April	229	263
May	675	769
June	952	994
July	1,494	
August	2,025	
September	2,486	
October	3,117	
November	3,640	
December	4,071	
January	4,571	
February	5,036	
March	5,414	
April	5,621	
May	5,283	
June	5,283	

QUALITY

	Quantity	Base Number	Contract	AT	Region	England
% of FP17s for the same patient ID Re-attending within 3 months - Children	6	151	4.0%	8.9%	10.6%	11.4%
% of FP17s for the same patient ID Re-attending within 3 months - Adults	44	287	15.3%	14.9%	15.2%	15.4%
% of FP17s for the same patient ID Re-attending between 3 & 9 months - Children	96	151	63.6%	61.6%	62.3%	59.8%
% of FP17s for the same patient ID Re-attending between 3 & 9 months - Adults	185	287	64.5%	52.9%	53.3%	52.1%
% of FP17s for Band 1 Urgent Courses	54	523	10.3%	9.3%	9.7%	9.2%
% of FP17s Relating to Free Repair or Replacements	4	523	0.8%	0.5%	0.6%	0.7%
% of FP17s Relating to Continuations	4	523	0.8%	0.7%	0.8%	0.8%
% of Patients satisfied with the dentistry they have received	0	0	N/A	93.6%	93.4%	93.4%
% of Patients satisfied with the time they had to wait for an appointment	0	0	N/A	89.3%	86.8%	87.6%

* This is based on patients treated on this contract for their most recent course of treatment. Figures in italics indicate the base number of FP17s or Patient Questionnaire responses are less than 100. N/A is shown where the base number of responses is less than 10 during the period. % is calculated as Quantity/Base number*100

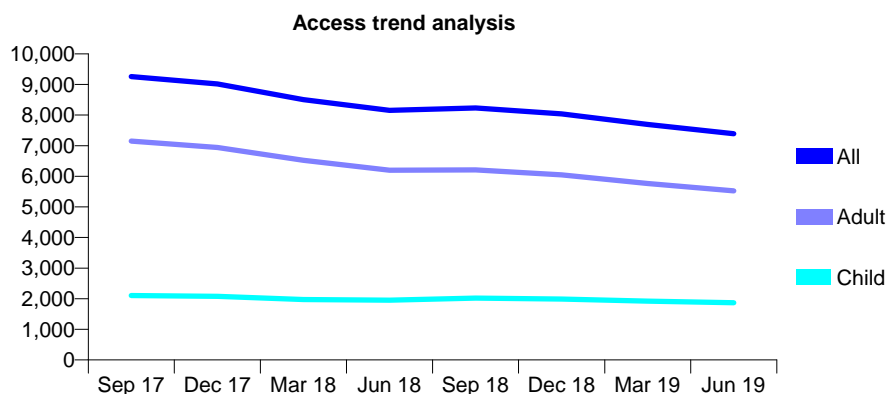
Q68 - Vital Signs At a Glance Contract Report for 125776/0014 - June 2019

Name or company name	Apex Dental Care Ltd
Contract type name	GDS Contract
Purpose of contract	General
Contract start date	09/02/2013
Contract end date	

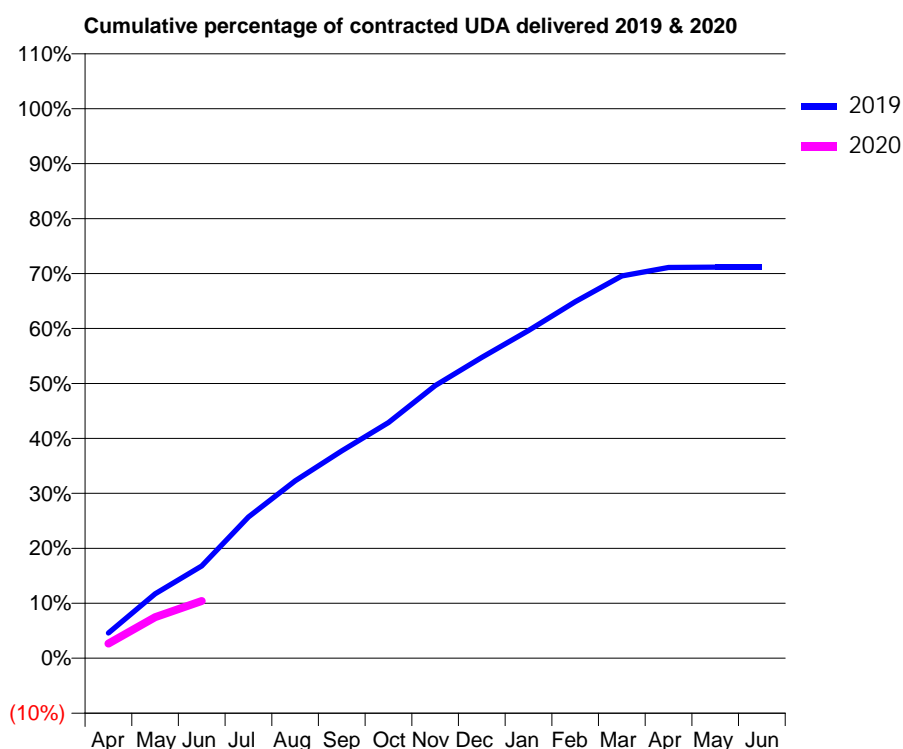
19/20 Contracted general activity (UDA)	30,661
Carry forward general activity (UDA)	0
19/20 Contracted orthodontic activity (UOA)	0
Carry forward orthodontic activity (UOA)	0
Baseline contract value	£862,833.78

ACCESS*

Patients seen in 24 months	Total	Change since previous quarter
Quarter ending June 2018	8,153	
Quarter ending September 2018	8,233	→
Quarter ending December 2018	8,036	↓
Quarter ending March 2019	7,692	↓
Quarter ending June 2019	7,390	↓
Variance since June 2018	(9.4%)	↓



ACTIVITY



Month	2019	2020
April	1,410	815
May	3,598	2,288
June	5,145	3,194
July	7,885	
August	9,900	
September	11,569	
October	13,151	
November	15,215	
December	16,785	
January	18,286	
February	19,890	
March	21,327	
April	21,798	
May	21,818	
June	21,818	

QUALITY

	Quantity	Base Number	Contract	AT	Region	England
% of FP17s for the same patient ID Re-attending within 3 months - Children	24	398	6.0%	8.9%	10.6%	11.4%
% of FP17s for the same patient ID Re-attending within 3 months - Adults	141	1,193	11.8%	14.9%	15.2%	15.4%
% of FP17s for the same patient ID Re-attending between 3 & 9 months - Children	154	398	38.7%	61.6%	62.3%	59.8%
% of FP17s for the same patient ID Re-attending between 3 & 9 months - Adults	727	1,193	60.9%	52.9%	53.3%	52.1%
% of FP17s for Band 1 Urgent Courses	102	1,396	7.3%	9.3%	9.7%	9.2%
% of FP17s Relating to Free Repair or Replacements	6	1,396	0.4%	0.5%	0.6%	0.7%
% of FP17s Relating to Continuations	24	1,396	1.7%	0.7%	0.8%	0.8%
% of Patients satisfied with the dentistry they have received	1	1	N/A	93.6%	93.4%	93.4%
% of Patients satisfied with the time they had to wait for an appointment	1	1	N/A	89.3%	86.8%	87.6%

* This is based on patients treated on this contract for their most recent course of treatment.

Figures in italics indicate the base number of FP17s or Patient Questionnaire responses are less than 100. N/A is shown where the base number of responses is less than 10 during the period. % is calculated as Quantity/Base number*100

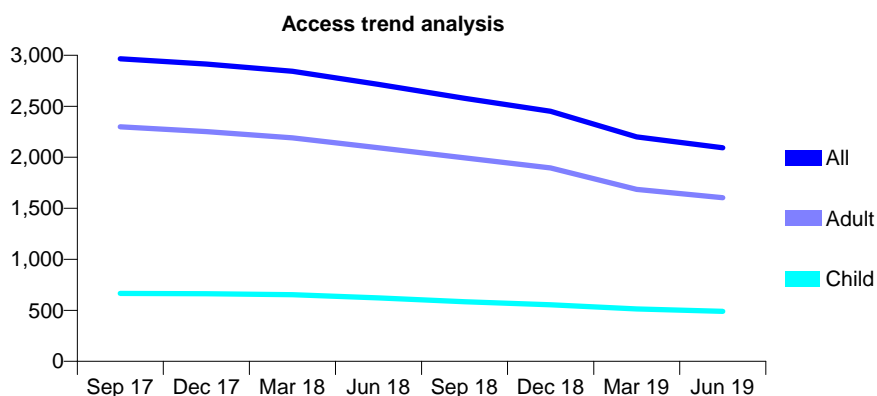
Q68 - Vital Signs At a Glance Contract Report for 126470/0001 - June 2019

Name or company name	Steyning Dental Care Ltd
Contract type name	GDS Contract
Purpose of contract	General
Contract start date	01/05/2011
Contract end date	

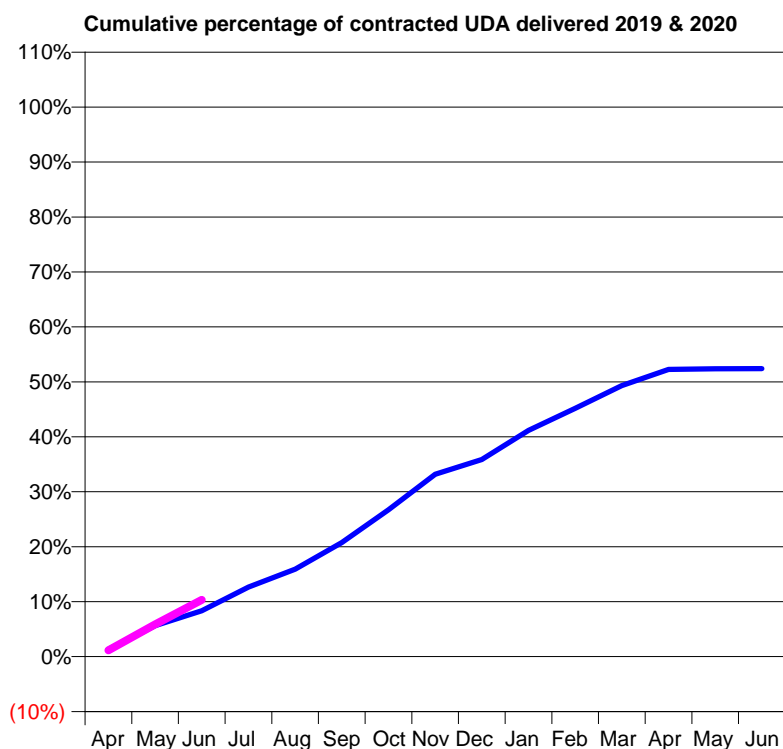
19/20 Contracted general activity (UDA)	11,000
Carry forward general activity (UDA)	0
19/20 Contracted orthodontic activity (UOA)	0
Carry forward orthodontic activity (UOA)	0
Baseline contract value	£318,601.31

ACCESS*

Patients seen in 24 months	Total	Change since previous quarter
Quarter ending June 2018	2,715	
Quarter ending September 2018	2,579	↓
Quarter ending December 2018	2,451	↓
Quarter ending March 2019	2,199	↓
Quarter ending June 2019	2,093	↓
Variance since June 2018	(22.9%)	↓



ACTIVITY



Month	Adjusted Scheduled Activity (UDA)	
	2019	2020
April	145	126
May	620	648
June	920	1,135
July	1,393	
August	1,752	
September	2,283	
October	2,942	
November	3,650	
December	3,945	
January	4,529	
February	4,972	
March	5,426	
April	5,748	
May	5,762	
June	5,765	

QUALITY

	Quantity	Base Number	Contract	AT	Region	England
% of FP17s for the same patient ID Re-attending within 3 months - Children	16	147	10.9%	8.9%	10.6%	11.4%
% of FP17s for the same patient ID Re-attending within 3 months - Adults	93	529	17.6%	14.9%	15.2%	15.4%
% of FP17s for the same patient ID Re-attending between 3 & 9 months - Children	71	147	48.3%	61.6%	62.3%	59.8%
% of FP17s for the same patient ID Re-attending between 3 & 9 months - Adults	259	529	49.0%	52.9%	53.3%	52.1%
% of FP17s for Band 1 Urgent Courses	46	540	8.5%	9.3%	9.7%	9.2%
% of FP17s Relating to Free Repair or Replacements	7	540	1.3%	0.5%	0.6%	0.7%
% of FP17s Relating to Continuations	17	540	3.1%	0.7%	0.8%	0.8%
% of Patients satisfied with the dentistry they have received	0	1	N/A	93.6%	93.4%	93.4%
% of Patients satisfied with the time they had to wait for an appointment	1	1	N/A	89.3%	86.8%	87.6%

* This is based on patients treated on this contract for their most recent course of treatment. Figures in italics indicate the base number of FP17s or Patient Questionnaire responses are less than 100. N/A is shown where the base number of responses is less than 10 during the period. % is calculated as Quantity/Base number*100

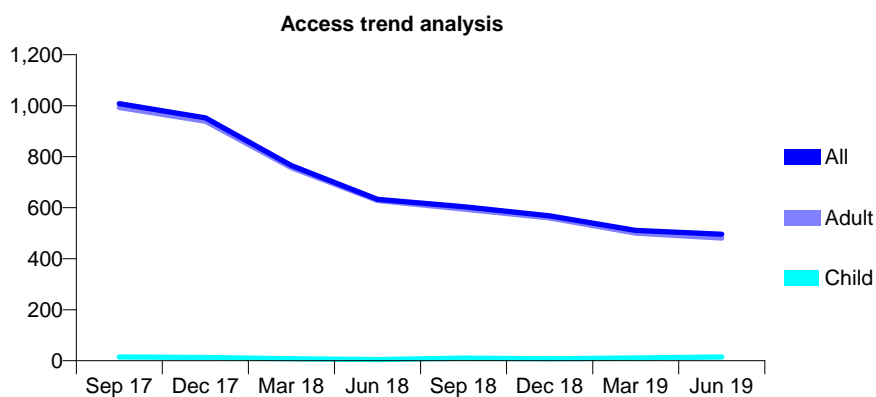
Q68 - Vital Signs At a Glance Contract Report for 126470/0002 - June 2019

Name or company name	Steyning Dental Care Ltd
Contract type name	GDS Contract
Purpose of contract	General
Contract start date	01/05/2011
Contract end date	

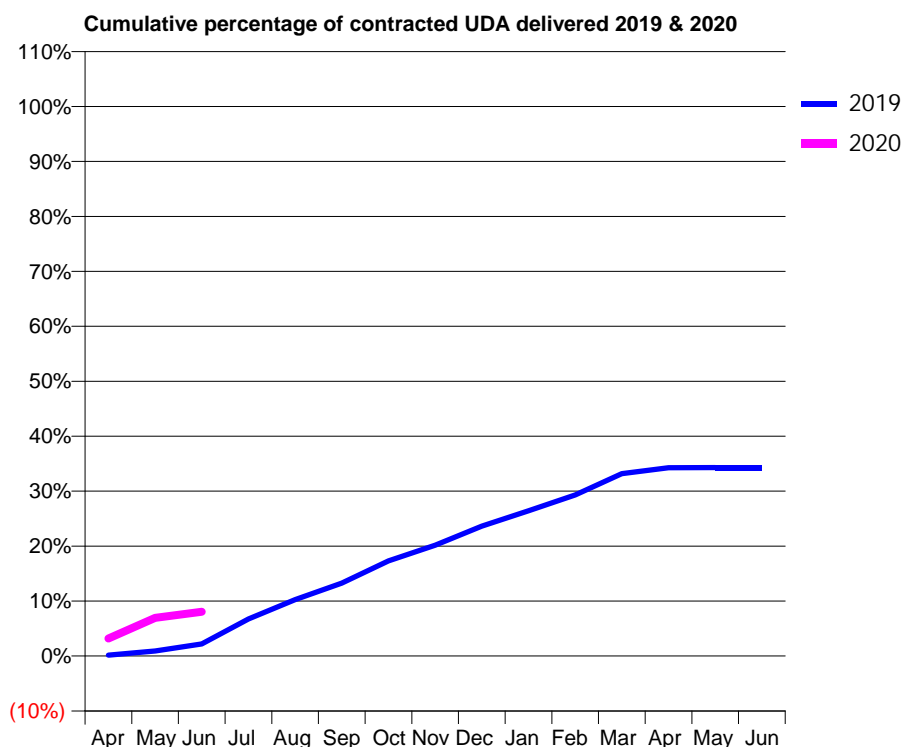
19/20 Contracted general activity (UDA)	3,600
Carry forward general activity (UDA)	0
19/20 Contracted orthodontic activity (UOA)	0
Carry forward orthodontic activity (UOA)	0
Baseline contract value	£191,826.86

ACCESS*

Patients seen in 24 months	Total	Change since previous quarter
Quarter ending June 2018	633	
Quarter ending September 2018	604	↓
Quarter ending December 2018	568	↓
Quarter ending March 2019	511	↓
Quarter ending June 2019	496	↓
Variance since June 2018	(21.6%)	↓



ACTIVITY



Month	Adjusted Scheduled Activity (UDA)	
	2019	2020
April	6	115
May	33	250
June	79	290
July	243	
August	370	
September	477	
October	623	
November	726	
December	851	
January	952	
February	1,056	
March	1,195	
April	1,233	
May	1,235	
June	1,235	

QUALITY

	Quantity	Base Number	Contract	AT	Region	England
% of FP17s for the same patient ID Re-attending within 3 months - Children	0	5	0.0%	8.9%	10.6%	11.4%
% of FP17s for the same patient ID Re-attending within 3 months - Adults	0	92	0.0%	14.9%	15.2%	15.4%
% of FP17s for the same patient ID Re-attending between 3 & 9 months - Children	0	5	0.0%	61.6%	62.3%	59.8%
% of FP17s for the same patient ID Re-attending between 3 & 9 months - Adults	0	92	0.0%	52.9%	53.3%	52.1%
% of FP17s for Band 1 Urgent Courses	0	79	0.0%	9.3%	9.7%	9.2%
% of FP17s Relating to Free Repair or Replacements	0	79	0.0%	0.5%	0.6%	0.7%
% of FP17s Relating to Continuations	0	79	0.0%	0.7%	0.8%	0.8%
% of Patients satisfied with the dentistry they have received	0	0	N/A	93.6%	93.4%	93.4%
% of Patients satisfied with the time they had to wait for an appointment	0	0	N/A	89.3%	86.8%	87.6%

* This is based on patients treated on this contract for their most recent course of treatment. Figures in italics indicate the base number of FP17s or Patient Questionnaire responses are less than 100. N/A is shown where the base number of responses is less than 10 during the period. % is calculated as Quantity/Base number*100

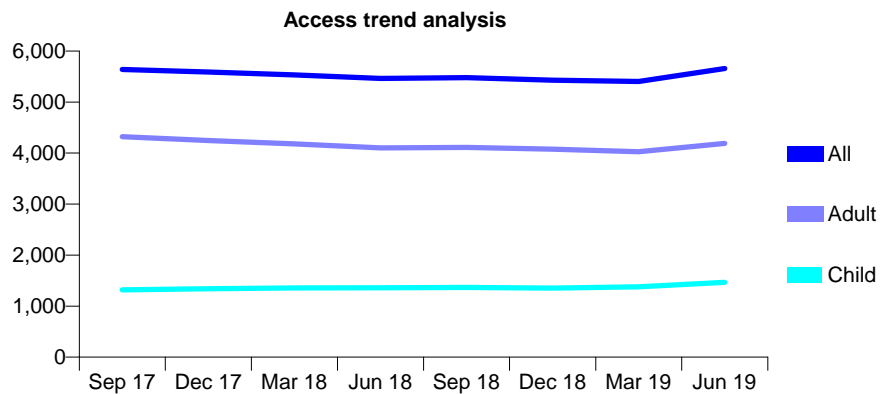
Q68 - Vital Signs At a Glance Contract Report for 128279/0001 - June 2019

Name or company name	Bright DS Limited
Contract type name	GDS Contract
Purpose of contract	General
Contract start date	01/07/2011
Contract end date	

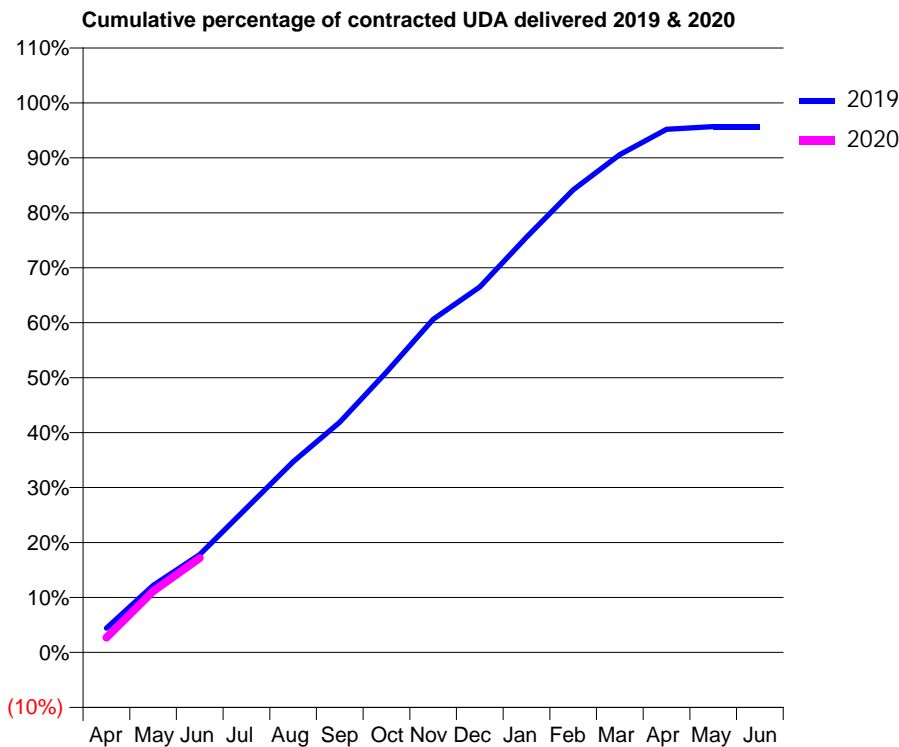
19/20 Contracted general activity (UDA)	15,542
Carry forward general activity (UDA)	0
19/20 Contracted orthodontic activity (UOA)	0
Carry forward orthodontic activity (UOA)	0
Baseline contract value	£414,533.01

ACCESS*

Patients seen in 24 months	Total	Change since previous quarter
Quarter ending June 2018	5,463	
Quarter ending September 2018	5,479	→
Quarter ending December 2018	5,429	→
Quarter ending March 2019	5,405	→
Quarter ending June 2019	5,658	↑
Variance since June 2018	3.6%	↑



ACTIVITY



Month	2019	2020
April	665	421
May	1,829	1,733
June	2,674	2,670
July	3,938	
August	5,205	
September	6,284	
October	7,654	
November	9,091	
December	9,977	
January	11,335	
February	12,626	
March	13,585	
April	14,278	
May	14,351	
June	14,351	

QUALITY

	Quantity	Base Number	Contract	AT	Region	England
% of FP17s for the same patient ID Re-attending within 3 months - Children	37	476	7.8%	8.9%	10.6%	11.4%
% of FP17s for the same patient ID Re-attending within 3 months - Adults	175	1,129	15.5%	14.9%	15.2%	15.4%
% of FP17s for the same patient ID Re-attending between 3 & 9 months - Children	188	476	39.5%	61.6%	62.3%	59.8%
% of FP17s for the same patient ID Re-attending between 3 & 9 months - Adults	377	1,129	33.4%	52.9%	53.3%	52.1%
% of FP17s for Band 1 Urgent Courses	251	1,339	18.7%	9.3%	9.7%	9.2%
% of FP17s Relating to Free Repair or Replacements	0	1,339	0.0%	0.5%	0.6%	0.7%
% of FP17s Relating to Continuations	0	1,339	0.0%	0.7%	0.8%	0.8%
% of Patients satisfied with the dentistry they have received	1	1	N/A	93.6%	93.4%	93.4%
% of Patients satisfied with the time they had to wait for an appointment	1	1	N/A	89.3%	86.8%	87.6%

* This is based on patients treated on this contract for their most recent course of treatment. Figures in italics indicate the base number of FP17s or Patient Questionnaire responses are less than 100. N/A is shown where the base number of responses is less than 10 during the period. % is calculated as Quantity/Base number*100

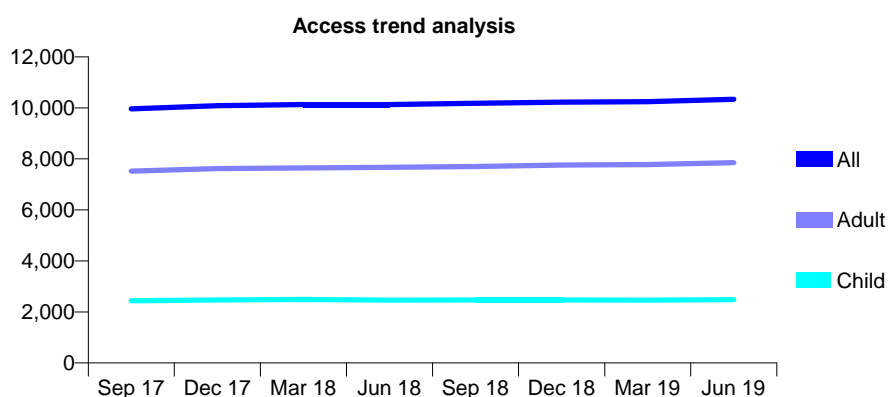
Q68 - Vital Signs At a Glance Contract Report for 128503/0001 - June 2019

Name or company name	E Lazanakis Limited trading as Sussex Den
Contract type name	GDS Contract
Purpose of contract	General
Contract start date	01/04/2013
Contract end date	

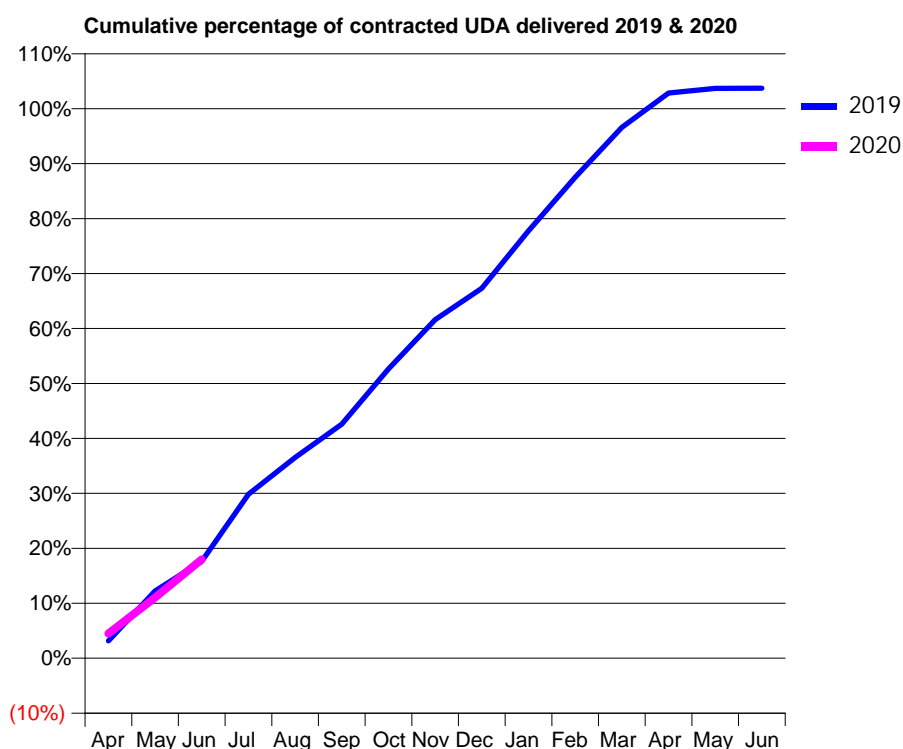
19/20 Contracted general activity (UDA)	30,203
Carry forward general activity (UDA)	0
19/20 Contracted orthodontic activity (UOA)	0
Carry forward orthodontic activity (UOA)	0
Baseline contract value	£943,304.85

ACCESS*

Patients seen in 24 months	Total	Change since previous quarter
Quarter ending June 2018	10,133	
Quarter ending September 2018	10,176	→
Quarter ending December 2018	10,225	→
Quarter ending March 2019	10,242	→
Quarter ending June 2019	10,334	→
Variance since June 2018	2.0%	→



ACTIVITY



Month	2019	2020
April	957	1,356
May	3,701	3,339
June	5,322	5,437
July	9,008	
August	11,037	
September	12,868	
October	15,900	
November	18,607	
December	20,337	
January	23,485	
February	26,434	
March	29,172	
April	31,064	
May	31,316	
June	31,327	

QUALITY

	Quantity	Base Number	Contract	AT	Region	England
% of FP17s for the same patient ID Re-attending within 3 months - Children	94	1,018	9.2%	8.9%	10.6%	11.4%
% of FP17s for the same patient ID Re-attending within 3 months - Adults	441	2,746	16.1%	14.9%	15.2%	15.4%
% of FP17s for the same patient ID Re-attending between 3 & 9 months - Children	684	1,018	67.2%	61.6%	62.3%	59.8%
% of FP17s for the same patient ID Re-attending between 3 & 9 months - Adults	1,451	2,746	52.8%	52.9%	53.3%	52.1%
% of FP17s for Band 1 Urgent Courses	437	2,939	14.9%	9.3%	9.7%	9.2%
% of FP17s Relating to Free Repair or Replacements	12	2,939	0.4%	0.5%	0.6%	0.7%
% of FP17s Relating to Continuations	27	2,939	0.9%	0.7%	0.8%	0.8%
% of Patients satisfied with the dentistry they have received	7	8	N/A	93.6%	93.4%	93.4%
% of Patients satisfied with the time they had to wait for an appointment	8	8	N/A	89.3%	86.8%	87.6%

* This is based on patients treated on this contract for their most recent course of treatment.

Figures in italics indicate the base number of FP17s or Patient Questionnaire responses are less than 100. N/A is shown where the base number of responses is less than 10 during the period. % is calculated as Quantity/Base number*100

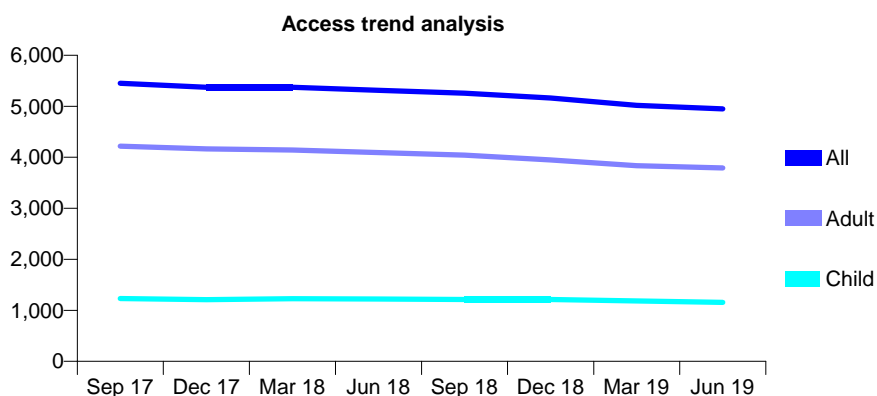
Q68 - Vital Signs At a Glance Contract Report for 128503/0003 - June 2019

Name or company name	E Lazanakis Limited trading as Sussex Den
Contract type name	GDS Contract
Purpose of contract	General
Contract start date	01/04/2013
Contract end date	

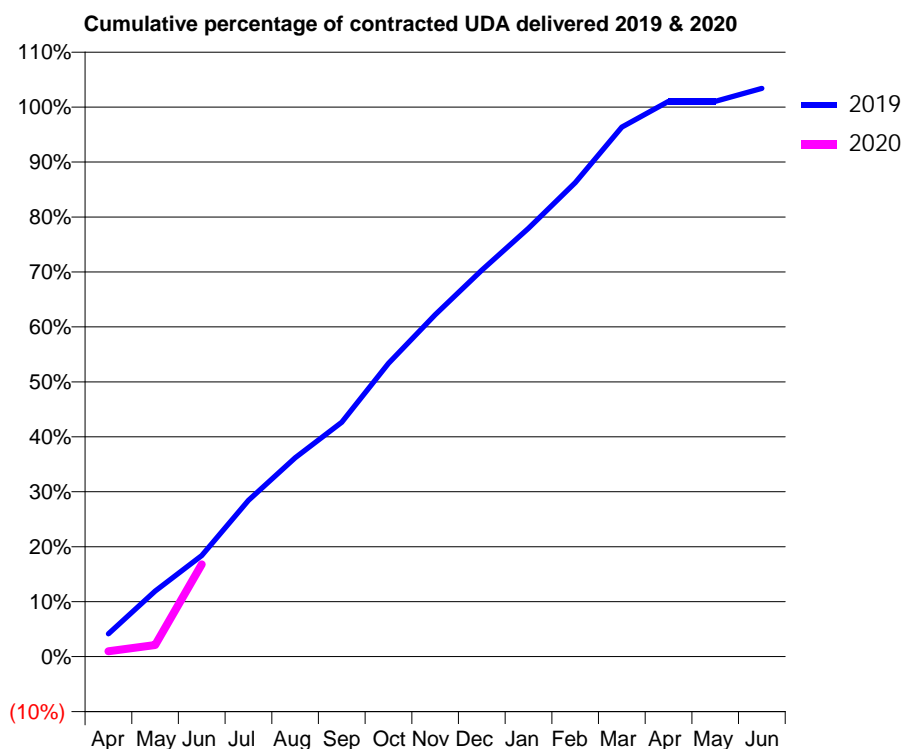
19/20 Contracted general activity (UDA)	15,352
Carry forward general activity (UDA)	0
19/20 Contracted orthodontic activity (UOA)	0
Carry forward orthodontic activity (UOA)	0
Baseline contract value	£395,835.67

ACCESS*

Patients seen in 24 months	Total	Change since previous quarter
Quarter ending June 2018	5,314	
Quarter ending September 2018	5,257	↓
Quarter ending December 2018	5,161	↓
Quarter ending March 2019	5,019	↓
Quarter ending June 2019	4,949	↓
Variance since June 2018	(6.9%)	↓



ACTIVITY



Month	Adjusted Scheduled Activity (UDA)	
	2019	2020
April	638	153
May	1,831	325
June	2,823	2,578
July	4,369	
August	5,558	
September	6,549	
October	8,195	
November	9,550	
December	10,794	
January	11,963	
February	13,239	
March	14,791	
April	15,512	
May	15,512	
June	15,873	

QUALITY

	Quantity	Base Number	Contract	AT	Region	England
% of FP17s for the same patient ID Re-attending within 3 months - Children	19	457	4.2%	8.9%	10.6%	11.4%
% of FP17s for the same patient ID Re-attending within 3 months - Adults	159	1,085	14.7%	14.9%	15.2%	15.4%
% of FP17s for the same patient ID Re-attending between 3 & 9 months - Children	285	457	62.4%	61.6%	62.3%	59.8%
% of FP17s for the same patient ID Re-attending between 3 & 9 months - Adults	496	1,085	45.7%	52.9%	53.3%	52.1%
% of FP17s for Band 1 Urgent Courses	119	1,244	9.6%	9.3%	9.7%	9.2%
% of FP17s Relating to Free Repair or Replacements	6	1,244	0.5%	0.5%	0.6%	0.7%
% of FP17s Relating to Continuations	7	1,244	0.6%	0.7%	0.8%	0.8%
% of Patients satisfied with the dentistry they have received	7	7	N/A	93.6%	93.4%	93.4%
% of Patients satisfied with the time they had to wait for an appointment	5	7	N/A	89.3%	86.8%	87.6%

* This is based on patients treated on this contract for their most recent course of treatment. Figures in italics indicate the base number of FP17s or Patient Questionnaire responses are less than 100. N/A is shown where the base number of responses is less than 10 during the period. % is calculated as Quantity/Base number*100

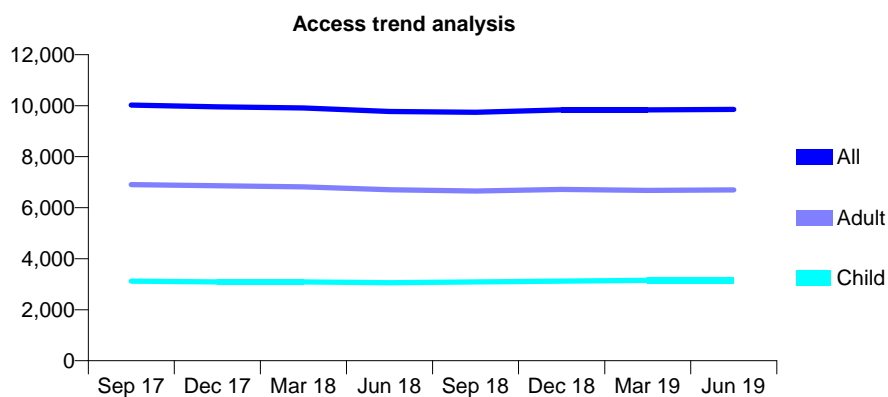
Q68 - Vital Signs At a Glance Contract Report for 128503/0004 - June 2019

Name or company name	E Lazanakis Limited
Contract type name	GDS Contract
Purpose of contract	General
Contract start date	01/04/2013
Contract end date	

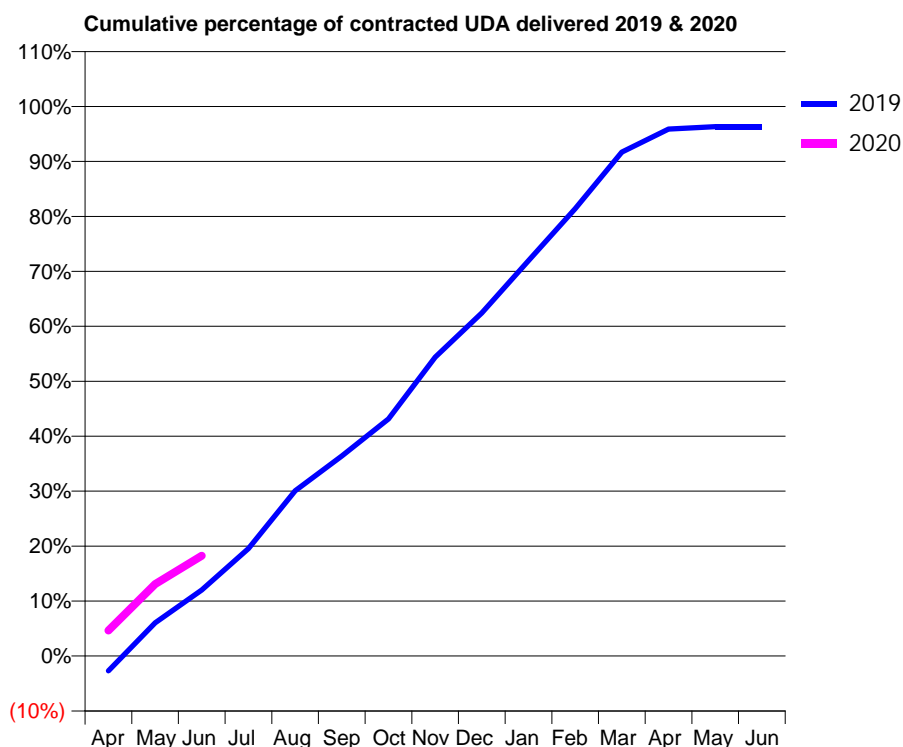
19/20 Contracted general activity (UDA)	26,200
Carry forward general activity (UDA)	0
19/20 Contracted orthodontic activity (UOA)	0
Carry forward orthodontic activity (UOA)	0
Baseline contract value	£707,531.83

ACCESS*

Patients seen in 24 months	Total	Change since previous quarter
Quarter ending June 2018	9,769	
Quarter ending September 2018	9,739	→
Quarter ending December 2018	9,836	→
Quarter ending March 2019	9,835	→
Quarter ending June 2019	9,852	→
Variance since June 2018	0.8%	→



ACTIVITY



Month	Adjusted Scheduled Activity (UDA)	
	2019	2020
April	-763	1,215
May	1,709	3,429
June	3,391	4,781
July	5,513	
August	8,481	
September	10,260	
October	12,170	
November	15,341	
December	17,603	
January	20,289	
February	22,959	
March	25,856	
April	27,044	
May	27,164	
June	27,161	

QUALITY

	Quantity	Base Number	Contract	AT	Region	England
% of FP17s for the same patient ID Re-attending within 3 months - Children	100	1,072	9.3%	8.9%	10.6%	11.4%
% of FP17s for the same patient ID Re-attending within 3 months - Adults	285	1,900	15.0%	14.9%	15.2%	15.4%
% of FP17s for the same patient ID Re-attending between 3 & 9 months - Children	712	1,072	66.4%	61.6%	62.3%	59.8%
% of FP17s for the same patient ID Re-attending between 3 & 9 months - Adults	954	1,900	50.2%	52.9%	53.3%	52.1%
% of FP17s for Band 1 Urgent Courses	344	2,446	14.1%	9.3%	9.7%	9.2%
% of FP17s Relating to Free Repair or Replacements	12	2,446	0.5%	0.5%	0.6%	0.7%
% of FP17s Relating to Continuations	2	2,446	0.1%	0.7%	0.8%	0.8%
% of Patients satisfied with the dentistry they have received	4	4	N/A	93.6%	93.4%	93.4%
% of Patients satisfied with the time they had to wait for an appointment	3	4	N/A	89.3%	86.8%	87.6%

* This is based on patients treated on this contract for their most recent course of treatment. Figures in italics indicate the base number of FP17s or Patient Questionnaire responses are less than 100. N/A is shown where the base number of responses is less than 10 during the period. % is calculated as Quantity/Base number*100

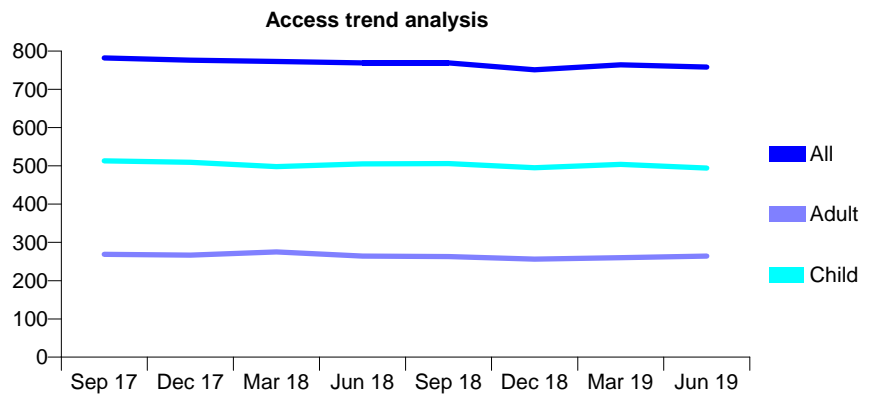
Q68 - Vital Signs At a Glance Contract Report for 129828/0002 - June 2019

Name or company name	Mr SM Frost and Mr P Holmes
Contract type name	GDS Contract
Purpose of contract	General
Contract start date	04/04/2015
Contract end date	

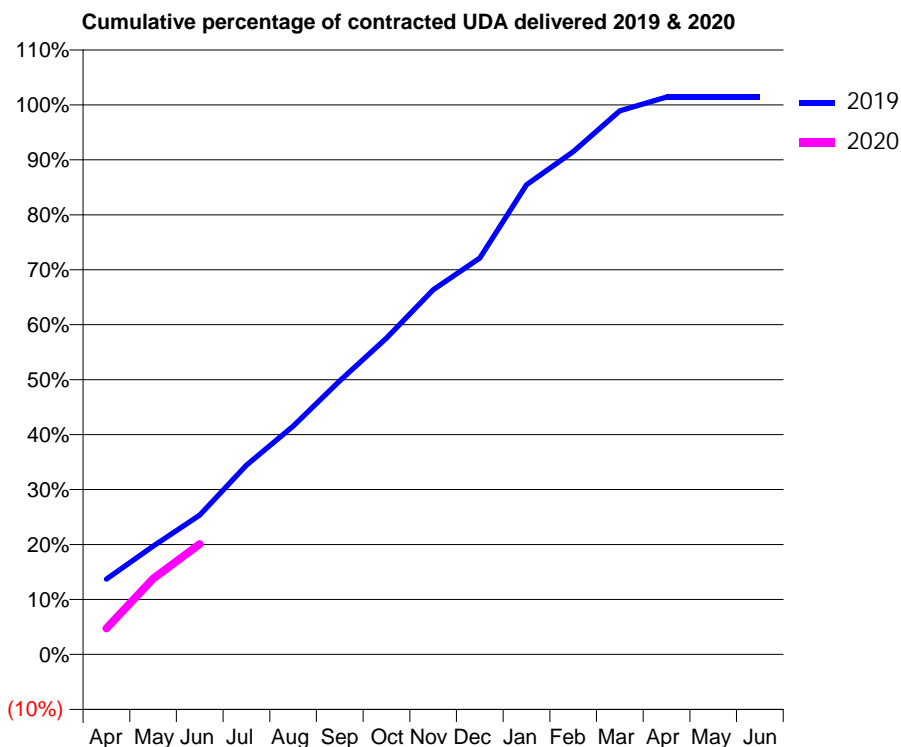
19/20 Contracted general activity (UDA)	1,600
Carry forward general activity (UDA)	0
19/20 Contracted orthodontic activity (UOA)	0
Carry forward orthodontic activity (UOA)	0
Baseline contract value	£44,871.39

ACCESS*

Patients seen in 24 months	Total	Change since previous quarter
Quarter ending June 2018	769	
Quarter ending September 2018	769	→
Quarter ending December 2018	751	↓
Quarter ending March 2019	764	→
Quarter ending June 2019	758	→
Variance since June 2018	(1.4%)	↓



ACTIVITY



Month	2019	2020
April	219	76
May	315	221
June	406	321
July	551	
August	665	
September	796	
October	921	
November	1,062	
December	1,154	
January	1,367	
February	1,464	
March	1,583	
April	1,623	
May	1,623	
June	1,623	

QUALITY

	Quantity	Base Number	Contract	AT	Region	England
% of FP17s for the same patient ID Re-attending within 3 months - Children	8	177	4.5%	8.9%	10.6%	11.4%
% of FP17s for the same patient ID Re-attending within 3 months - Adults	7	50	14.0%	14.9%	15.2%	15.4%
% of FP17s for the same patient ID Re-attending between 3 & 9 months - Children	112	177	63.3%	61.6%	62.3%	59.8%
% of FP17s for the same patient ID Re-attending between 3 & 9 months - Adults	25	50	50.0%	52.9%	53.3%	52.1%
% of FP17s for Band 1 Urgent Courses	7	200	3.5%	9.3%	9.7%	9.2%
% of FP17s Relating to Free Repair or Replacements	0	200	0.0%	0.5%	0.6%	0.7%
% of FP17s Relating to Continuations	2	200	1.0%	0.7%	0.8%	0.8%
% of Patients satisfied with the dentistry they have received	0	0	N/A	93.6%	93.4%	93.4%
% of Patients satisfied with the time they had to wait for an appointment	0	0	N/A	89.3%	86.8%	87.6%

* This is based on patients treated on this contract for their most recent course of treatment. Figures in italics indicate the base number of FP17s or Patient Questionnaire responses are less than 100. N/A is shown where the base number of responses is less than 10 during the period. % is calculated as Quantity/Base number*100

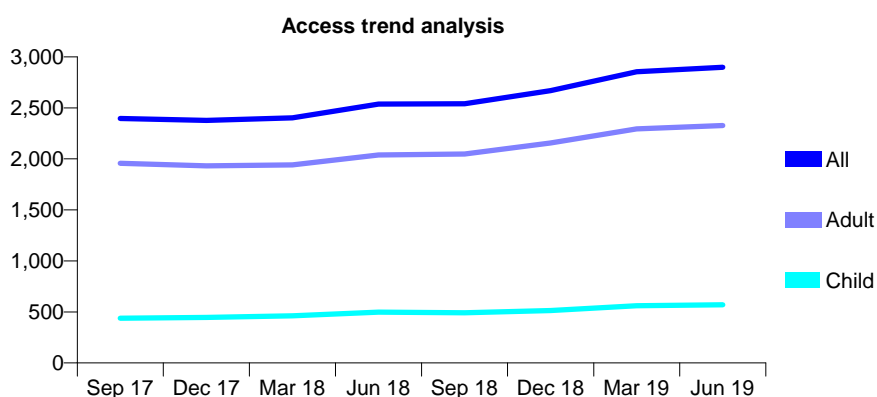
Q68 - Vital Signs At a Glance Contract Report for 130648/0001 - June 2019

Name or company name	Claremont Dental Practice
Contract type name	GDS Contract
Purpose of contract	General
Contract start date	23/02/2009
Contract end date	

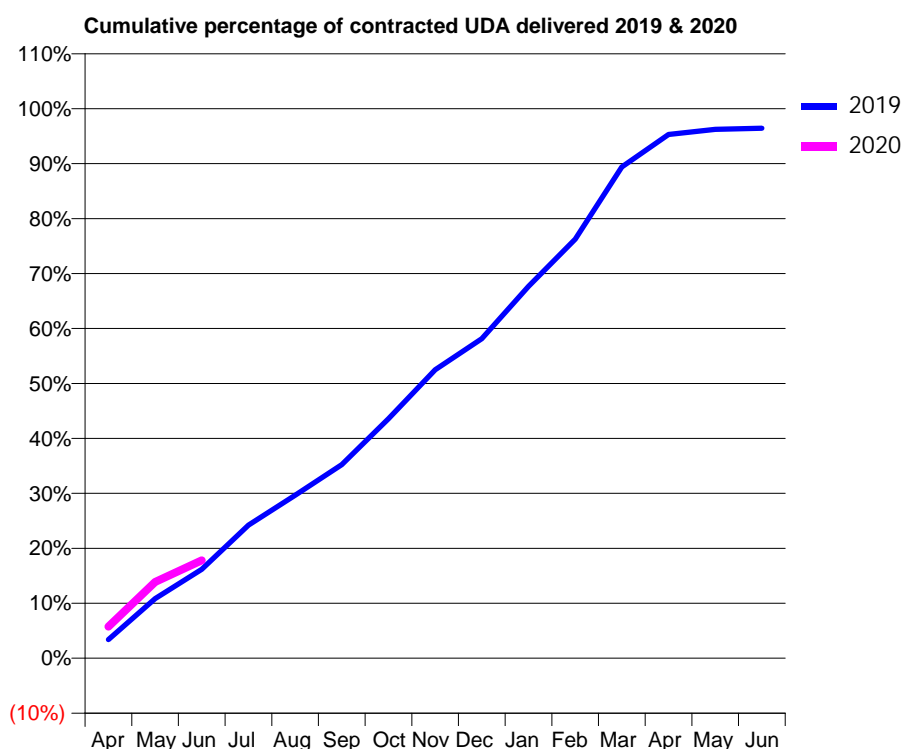
19/20 Contracted general activity (UDA)	9,219
Carry forward general activity (UDA)	0
19/20 Contracted orthodontic activity (UOA)	0
Carry forward orthodontic activity (UOA)	0
Baseline contract value	£250,836.92

ACCESS*

Patients seen in 24 months	Total	Change since previous quarter
Quarter ending June 2018	2,538	
Quarter ending September 2018	2,540	→
Quarter ending December 2018	2,669	↑
Quarter ending March 2019	2,854	↑
Quarter ending June 2019	2,898	→
Variance since June 2018	14.2%	↑



ACTIVITY



Month	2019	2020
April	314	532
May	1,000	1,281
June	1,491	1,644
July	2,235	
August	2,735	
September	3,246	
October	4,018	
November	4,840	
December	5,358	
January	6,239	
February	7,030	
March	8,241	
April	8,785	
May	8,872	
June	8,888	

QUALITY

	Quantity	Base Number	Contract	AT	Region	England
% of FP17s for the same patient ID Re-attending within 3 months - Children	9	209	4.3%	8.9%	10.6%	11.4%
% of FP17s for the same patient ID Re-attending within 3 months - Adults	125	855	14.6%	14.9%	15.2%	15.4%
% of FP17s for the same patient ID Re-attending between 3 & 9 months - Children	103	209	49.3%	61.6%	62.3%	59.8%
% of FP17s for the same patient ID Re-attending between 3 & 9 months - Adults	466	855	54.5%	52.9%	53.3%	52.1%
% of FP17s for Band 1 Urgent Courses	74	859	8.6%	9.3%	9.7%	9.2%
% of FP17s Relating to Free Repair or Replacements	1	859	0.1%	0.5%	0.6%	0.7%
% of FP17s Relating to Continuations	8	859	0.9%	0.7%	0.8%	0.8%
% of Patients satisfied with the dentistry they have received	4	4	N/A	93.6%	93.4%	93.4%
% of Patients satisfied with the time they had to wait for an appointment	2	4	N/A	89.3%	86.8%	87.6%

* This is based on patients treated on this contract for their most recent course of treatment.

Figures in italics indicate the base number of FP17s or Patient Questionnaire responses are less than 100. N/A is shown where the base number of responses is less than 10 during the period. % is calculated as Quantity/Base number*100

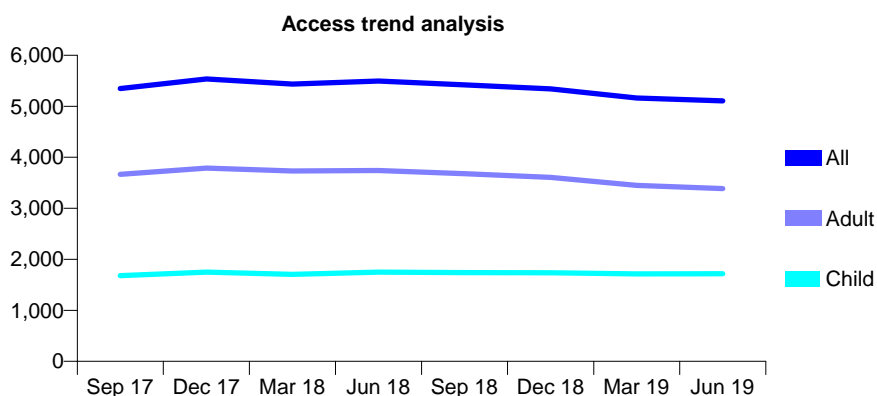
Q68 - Vital Signs At a Glance Contract Report for 131148/0001 - June 2019

Name or company name	Iosis Clinic (Godalming) Ltd
Contract type name	GDS Contract
Purpose of contract	General
Contract start date	01/04/2010
Contract end date	

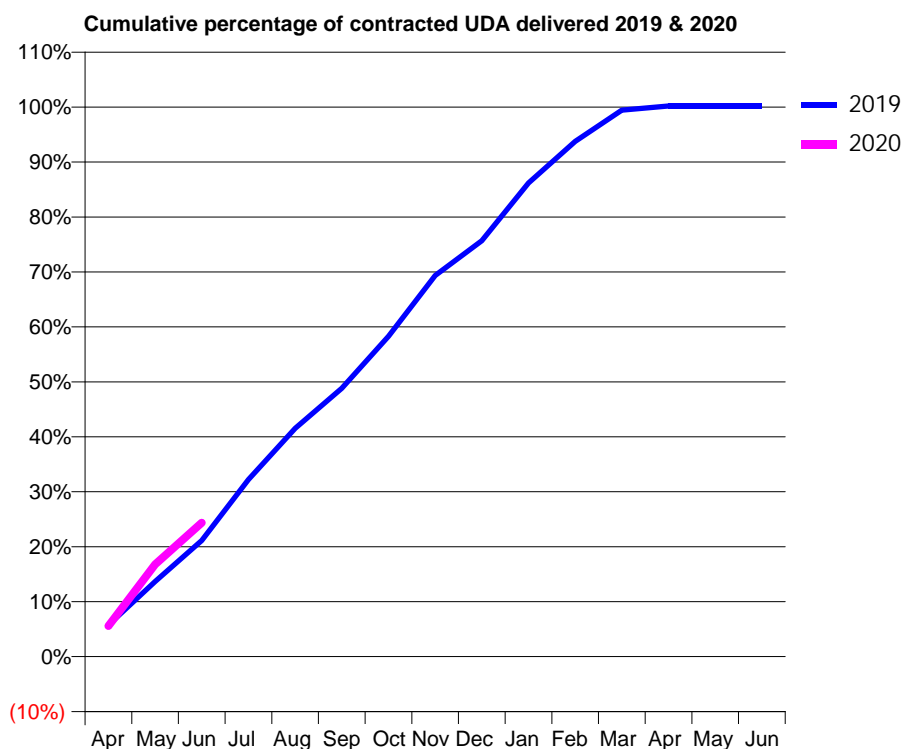
19/20 Contracted general activity (UDA)	13,232
Carry forward general activity (UDA)	0
19/20 Contracted orthodontic activity (UOA)	0
Carry forward orthodontic activity (UOA)	0
Baseline contract value	£486,028.68

ACCESS*

Patients seen in 24 months	Total	Change since previous quarter
Quarter ending June 2018	5,493	
Quarter ending September 2018	5,419	↓
Quarter ending December 2018	5,343	↓
Quarter ending March 2019	5,162	↓
Quarter ending June 2019	5,107	↓
Variance since June 2018	(7.0%)	↓



ACTIVITY



Month	Adjusted Scheduled Activity (UDA)	
	2019	2020
April	763	738
May	1,810	2,221
June	2,794	3,223
July	4,267	
August	5,497	
September	6,460	
October	7,713	
November	9,175	
December	10,014	
January	11,403	
February	12,407	
March	13,156	
April	13,256	
May	13,256	
June	13,257	

QUALITY

	Quantity	Base Number	Contract	AT	Region	England
% of FP17s for the same patient ID Re-attending within 3 months - Children	23	698	3.3%	8.9%	10.6%	11.4%
% of FP17s for the same patient ID Re-attending within 3 months - Adults	143	1,219	11.7%	14.9%	15.2%	15.4%
% of FP17s for the same patient ID Re-attending between 3 & 9 months - Children	528	698	75.6%	61.6%	62.3%	59.8%
% of FP17s for the same patient ID Re-attending between 3 & 9 months - Adults	680	1,219	55.8%	52.9%	53.3%	52.1%
% of FP17s for Band 1 Urgent Courses	121	1,844	6.6%	9.3%	9.7%	9.2%
% of FP17s Relating to Free Repair or Replacements	2	1,844	0.1%	0.5%	0.6%	0.7%
% of FP17s Relating to Continuations	16	1,844	0.9%	0.7%	0.8%	0.8%
% of Patients satisfied with the dentistry they have received	4	4	N/A	93.6%	93.4%	93.4%
% of Patients satisfied with the time they had to wait for an appointment	4	4	N/A	89.3%	86.8%	87.6%

* This is based on patients treated on this contract for their most recent course of treatment. Figures in italics indicate the base number of FP17s or Patient Questionnaire responses are less than 100. N/A is shown where the base number of responses is less than 10 during the period. % is calculated as Quantity/Base number*100

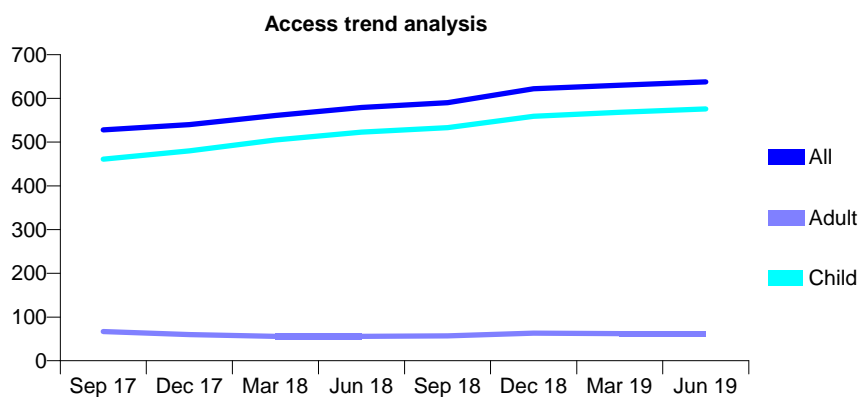
Q68 - Vital Signs At a Glance Contract Report for 131695/0001 - June 2019

Name or company name	Down House Dental Practice Limited
Contract type name	GDS Contract
Purpose of contract	General
Contract start date	01/04/2011
Contract end date	

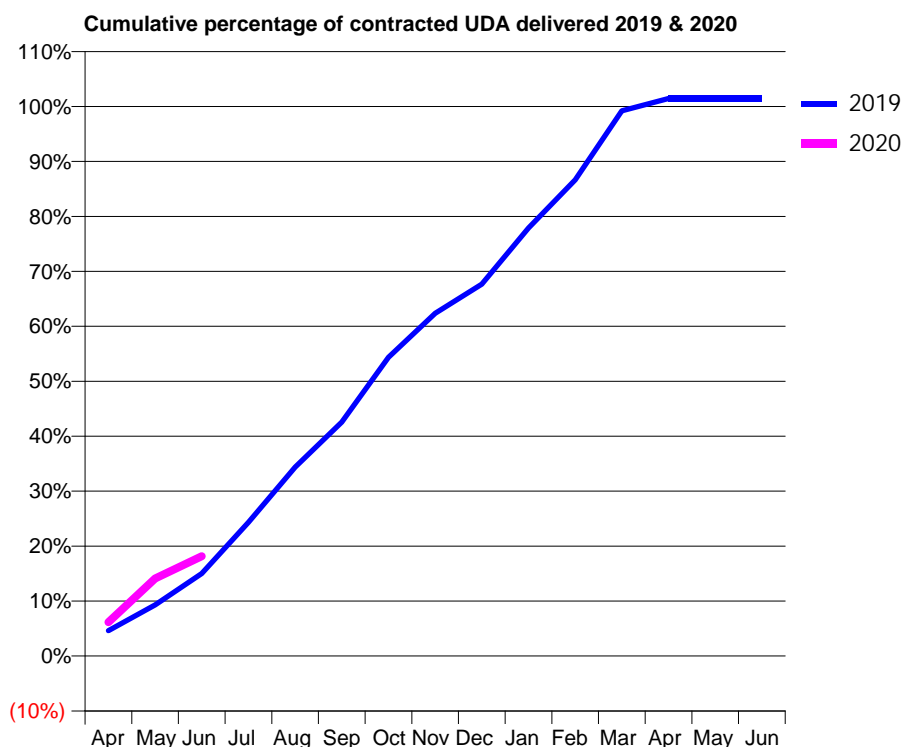
19/20 Contracted general activity (UDA)	1,306
Carry forward general activity (UDA)	0
19/20 Contracted orthodontic activity (UOA)	0
Carry forward orthodontic activity (UOA)	0
Baseline contract value	£44,008.30

ACCESS*

Patients seen in 24 months	Total	Change since previous quarter
Quarter ending June 2018	579	
Quarter ending September 2018	590	→
Quarter ending December 2018	622	↑
Quarter ending March 2019	630	→
Quarter ending June 2019	638	→
Variance since June 2018	10.2%	↑



ACTIVITY



Month	Adjusted Scheduled Activity (UDA)	
	2019	2020
April	60	80
May	121	184
June	196	237
July	318	
August	449	
September	556	
October	710	
November	815	
December	884	
January	1,017	
February	1,132	
March	1,296	
April	1,325	
May	1,325	
June	1,325	

QUALITY

	Quantity	Base Number	Contract	AT	Region	England
% of FP17s for the same patient ID Re-attending within 3 months - Children	18	203	8.9%	8.9%	10.6%	11.4%
% of FP17s for the same patient ID Re-attending within 3 months - Adults	0	0	N/A	14.9%	15.2%	15.4%
% of FP17s for the same patient ID Re-attending between 3 & 9 months - Children	144	203	70.9%	61.6%	62.3%	59.8%
% of FP17s for the same patient ID Re-attending between 3 & 9 months - Adults	0	0	N/A	52.9%	53.3%	52.1%
% of FP17s for Band 1 Urgent Courses	1	177	0.6%	9.3%	9.7%	9.2%
% of FP17s Relating to Free Repair or Replacements	0	177	0.0%	0.5%	0.6%	0.7%
% of FP17s Relating to Continuations	5	177	2.8%	0.7%	0.8%	0.8%
% of Patients satisfied with the dentistry they have received	0	0	N/A	93.6%	93.4%	93.4%
% of Patients satisfied with the time they had to wait for an appointment	0	0	N/A	89.3%	86.8%	87.6%

* This is based on patients treated on this contract for their most recent course of treatment. Figures in italics indicate the base number of FP17s or Patient Questionnaire responses are less than 100. N/A is shown where the base number of responses is less than 10 during the period. % is calculated as Quantity/Base number*100

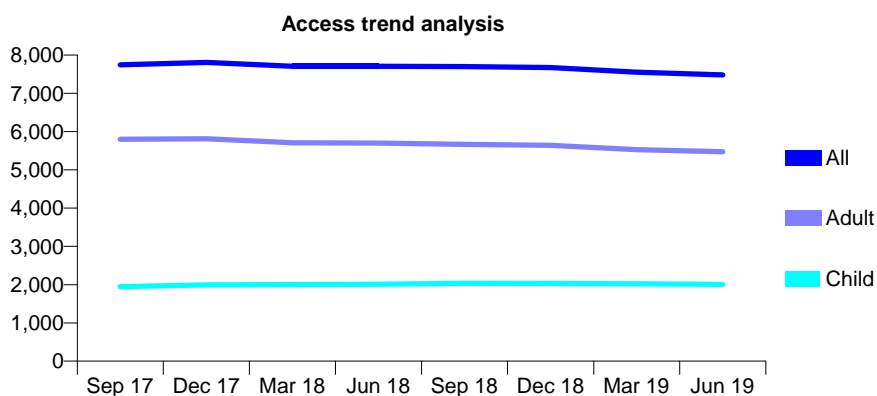
Q68 - Vital Signs At a Glance Contract Report for 131970/0001 - June 2019

Name or company name	Colin Bunce Limited
Contract type name	GDS Contract
Purpose of contract	General
Contract start date	01/11/2010
Contract end date	

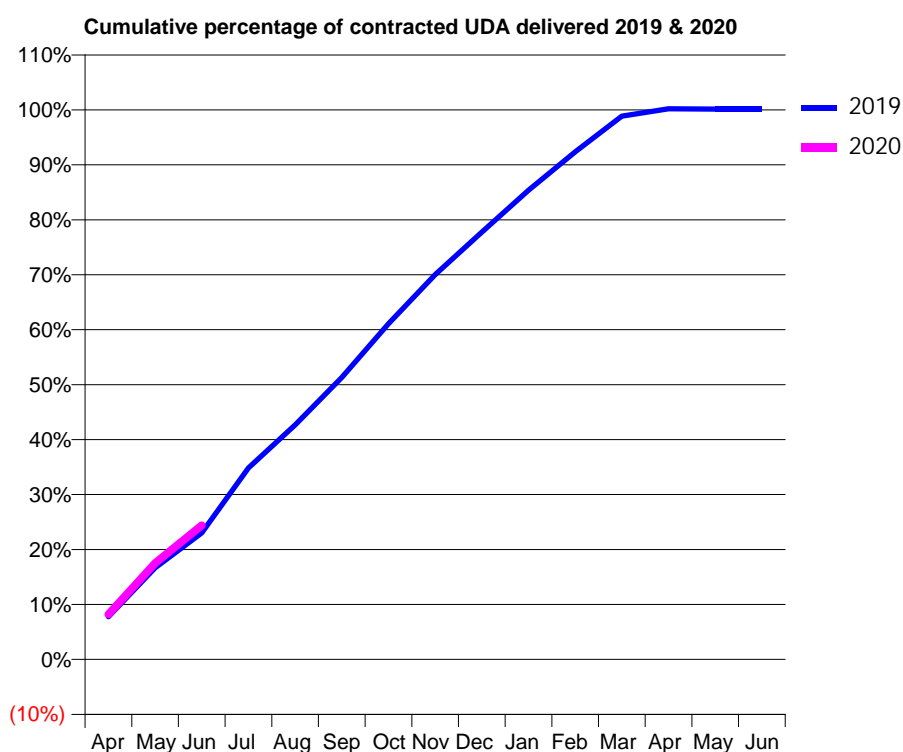
19/20 Contracted general activity (UDA)	24,568
Carry forward general activity (UDA)	0
19/20 Contracted orthodontic activity (UOA)	0
Carry forward orthodontic activity (UOA)	0
Baseline contract value	£627,282.71

ACCESS*

Patients seen in 24 months	Total	Change since previous quarter
Quarter ending June 2018	7,706	
Quarter ending September 2018	7,699	→
Quarter ending December 2018	7,674	→
Quarter ending March 2019	7,551	↓
Quarter ending June 2019	7,481	→
Variance since June 2018	(2.9%)	↓



ACTIVITY



Month	2019	2020
April	1,910	2,015
May	4,101	4,306
June	5,653	5,997
July	8,560	
August	10,487	
September	12,607	
October	15,012	
November	17,204	
December	19,098	
January	20,975	
February	22,695	
March	24,284	
April	24,612	
May	24,600	
June	24,601	

QUALITY

	Quantity	Base Number	Contract	AT	Region	England
% of FP17s for the same patient ID Re-attending within 3 months - Children	64	895	7.2%	8.9%	10.6%	11.4%
% of FP17s for the same patient ID Re-attending within 3 months - Adults	166	2,036	8.2%	14.9%	15.2%	15.4%
% of FP17s for the same patient ID Re-attending between 3 & 9 months - Children	666	895	74.4%	61.6%	62.3%	59.8%
% of FP17s for the same patient ID Re-attending between 3 & 9 months - Adults	1,438	2,036	70.6%	52.9%	53.3%	52.1%
% of FP17s for Band 1 Urgent Courses	119	2,754	4.3%	9.3%	9.7%	9.2%
% of FP17s Relating to Free Repair or Replacements	23	2,754	0.8%	0.5%	0.6%	0.7%
% of FP17s Relating to Continuations	10	2,754	0.4%	0.7%	0.8%	0.8%
% of Patients satisfied with the dentistry they have received	3	3	N/A	93.6%	93.4%	93.4%
% of Patients satisfied with the time they had to wait for an appointment	3	3	N/A	89.3%	86.8%	87.6%

* This is based on patients treated on this contract for their most recent course of treatment. Figures in italics indicate the base number of FP17s or Patient Questionnaire responses are less than 100. N/A is shown where the base number of responses is less than 10 during the period. % is calculated as Quantity/Base number*100

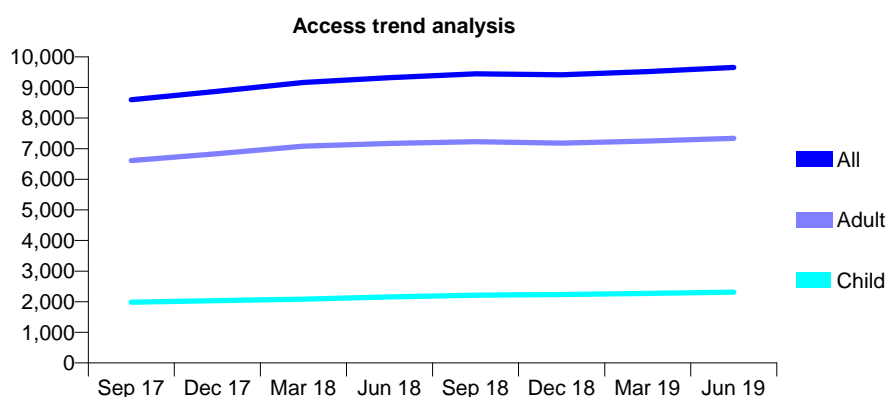
Q68 - Vital Signs At a Glance Contract Report for 132012/0001 - June 2019

Name or company name	Mr RK Sethi and Mr J Patel
Contract type name	GDS Contract
Purpose of contract	General
Contract start date	01/05/2011
Contract end date	

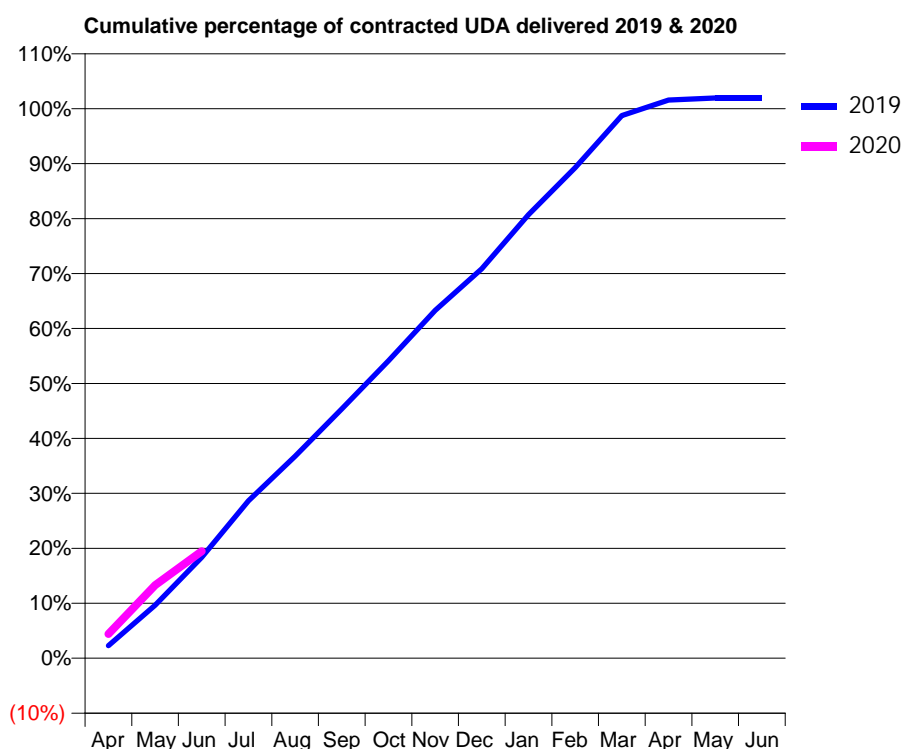
19/20 Contracted general activity (UDA)	20,609
Carry forward general activity (UDA)	0
19/20 Contracted orthodontic activity (UOA)	0
Carry forward orthodontic activity (UOA)	0
Baseline contract value	£515,773.41

ACCESS*

Patients seen in 24 months	Total	Change since previous quarter
Quarter ending June 2018	9,323	
Quarter ending September 2018	9,444	→
Quarter ending December 2018	9,412	→
Quarter ending March 2019	9,520	→
Quarter ending June 2019	9,654	→
Variance since June 2018	3.6%	↑



ACTIVITY



Month	2019	2020
April	471	909
May	1,994	2,742
June	3,782	4,014
July	5,903	
August	7,581	
September	9,349	
October	11,154	
November	13,043	
December	14,606	
January	16,635	
February	18,395	
March	20,347	
April	20,931	
May	21,006	
June	21,005	

QUALITY

	Quantity	Base Number	Contract	AT	Region	England
% of FP17s for the same patient ID Re-attending within 3 months - Children	42	749	5.6%	8.9%	10.6%	11.4%
% of FP17s for the same patient ID Re-attending within 3 months - Adults	277	2,043	13.6%	14.9%	15.2%	15.4%
% of FP17s for the same patient ID Re-attending between 3 & 9 months - Children	406	749	54.2%	61.6%	62.3%	59.8%
% of FP17s for the same patient ID Re-attending between 3 & 9 months - Adults	988	2,043	48.4%	52.9%	53.3%	52.1%
% of FP17s for Band 1 Urgent Courses	181	2,232	8.1%	9.3%	9.7%	9.2%
% of FP17s Relating to Free Repair or Replacements	9	2,232	0.4%	0.5%	0.6%	0.7%
% of FP17s Relating to Continuations	6	2,232	0.3%	0.7%	0.8%	0.8%
% of Patients satisfied with the dentistry they have received	4	4	N/A	93.6%	93.4%	93.4%
% of Patients satisfied with the time they had to wait for an appointment	3	4	N/A	89.3%	86.8%	87.6%

* This is based on patients treated on this contract for their most recent course of treatment. Figures in italics indicate the base number of FP17s or Patient Questionnaire responses are less than 100. N/A is shown where the base number of responses is less than 10 during the period. % is calculated as Quantity/Base number*100

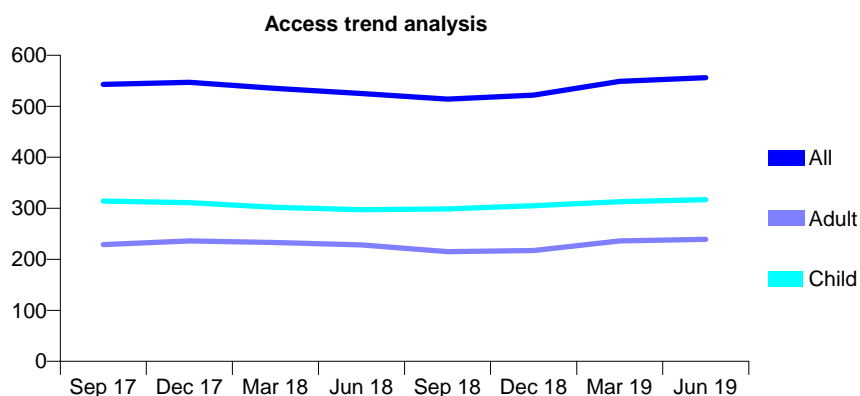
Q68 - Vital Signs At a Glance Contract Report for 132772/0001 - June 2019

Name or company name	The Sutton Dental Practice Ltd
Contract type name	GDS Contract
Purpose of contract	General
Contract start date	01/06/2011
Contract end date	

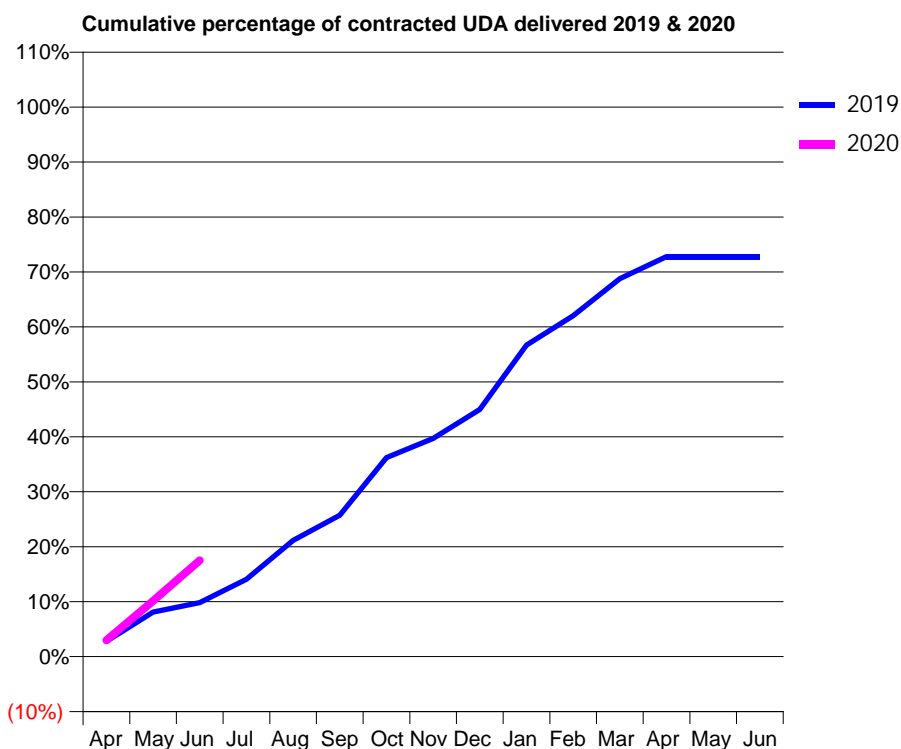
19/20 Contracted general activity (UDA)	1,450
Carry forward general activity (UDA)	0
19/20 Contracted orthodontic activity (UOA)	0
Carry forward orthodontic activity (UOA)	0
Baseline contract value	£44,322.38

ACCESS*

Patients seen in 24 months	Total	Change since previous quarter
Quarter ending June 2018	525	
Quarter ending September 2018	514	↓
Quarter ending December 2018	522	→
Quarter ending March 2019	549	↑
Quarter ending June 2019	556	→
Variance since June 2018	5.9%	↑



ACTIVITY



Month	Adjusted Scheduled Activity (UDA)	
	2019	2020
April	40	43
May	118	147
June	143	254
July	204	
August	307	
September	373	
October	525	
November	576	
December	652	
January	822	
February	900	
March	997	
April	1,055	
May	1,055	
June	1,055	

QUALITY

	Quantity	Base Number	Contract	AT	Region	England
% of FP17s for the same patient ID Re-attending within 3 months - Children	3	102	2.9%	8.9%	10.6%	11.4%
% of FP17s for the same patient ID Re-attending within 3 months - Adults	11	68	16.2%	14.9%	15.2%	15.4%
% of FP17s for the same patient ID Re-attending between 3 & 9 months - Children	61	102	59.8%	61.6%	62.3%	59.8%
% of FP17s for the same patient ID Re-attending between 3 & 9 months - Adults	34	68	50.0%	52.9%	53.3%	52.1%
% of FP17s for Band 1 Urgent Courses	12	134	9.0%	9.3%	9.7%	9.2%
% of FP17s Relating to Free Repair or Replacements	0	134	0.0%	0.5%	0.6%	0.7%
% of FP17s Relating to Continuations	1	134	0.7%	0.7%	0.8%	0.8%
% of Patients satisfied with the dentistry they have received	0	0	N/A	93.6%	93.4%	93.4%
% of Patients satisfied with the time they had to wait for an appointment	0	0	N/A	89.3%	86.8%	87.6%

* This is based on patients treated on this contract for their most recent course of treatment. Figures in italics indicate the base number of FP17s or Patient Questionnaire responses are less than 100. N/A is shown where the base number of responses is less than 10 during the period. % is calculated as Quantity/Base number*100

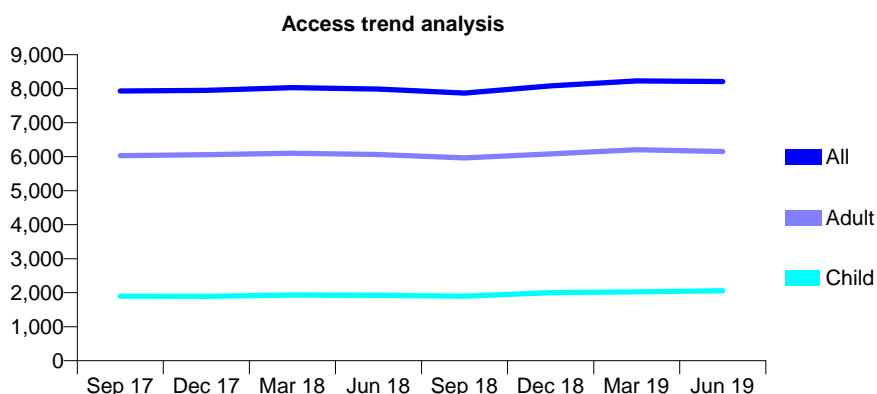
Q68 - Vital Signs At a Glance Contract Report for 132888/0001 - June 2019

Name or company name	Lowcroft Dental Surgery Ltd
Contract type name	GDS Contract
Purpose of contract	General
Contract start date	01/01/2013
Contract end date	

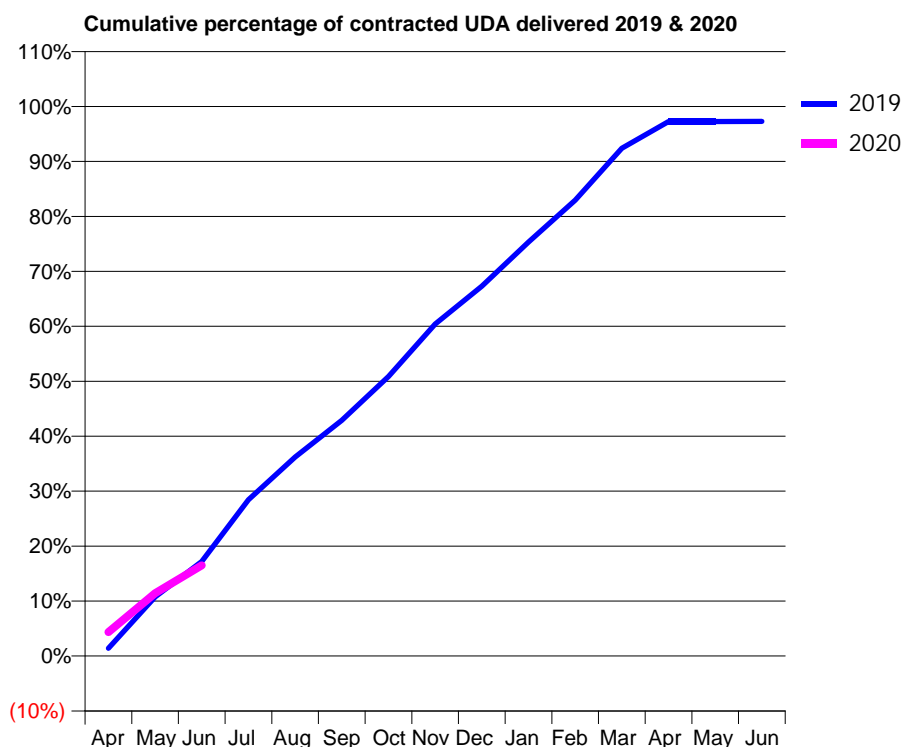
19/20 Contracted general activity (UDA)	22,217
Carry forward general activity (UDA)	0
19/20 Contracted orthodontic activity (UOA)	0
Carry forward orthodontic activity (UOA)	0
Baseline contract value	£605,490.12

ACCESS*

Patients seen in 24 months	Total	Change since previous quarter
Quarter ending June 2018	7,989	
Quarter ending September 2018	7,868	↓
Quarter ending December 2018	8,081	↑
Quarter ending March 2019	8,229	→
Quarter ending June 2019	8,210	→
Variance since June 2018	2.8%	↑



ACTIVITY



Month	Adjusted Scheduled Activity (UDA)	
	2019	2020
April	313	966
May	2,393	2,542
June	3,819	3,667
July	6,314	
August	8,045	
September	9,530	
October	11,298	
November	13,424	
December	14,945	
January	16,738	
February	18,430	
March	20,527	
April	21,606	
May	21,608	
June	21,612	

QUALITY

	Quantity	Base Number	Contract	AT	Region	England
% of FP17s for the same patient ID Re-attending within 3 months - Children	23	682	3.4%	8.9%	10.6%	11.4%
% of FP17s for the same patient ID Re-attending within 3 months - Adults	234	1,876	12.5%	14.9%	15.2%	15.4%
% of FP17s for the same patient ID Re-attending between 3 & 9 months - Children	434	682	63.6%	61.6%	62.3%	59.8%
% of FP17s for the same patient ID Re-attending between 3 & 9 months - Adults	1,102	1,876	58.7%	52.9%	53.3%	52.1%
% of FP17s for Band 1 Urgent Courses	145	2,103	6.9%	9.3%	9.7%	9.2%
% of FP17s Relating to Free Repair or Replacements	25	2,103	1.2%	0.5%	0.6%	0.7%
% of FP17s Relating to Continuations	13	2,103	0.6%	0.7%	0.8%	0.8%
% of Patients satisfied with the dentistry they have received	6	6	N/A	93.6%	93.4%	93.4%
% of Patients satisfied with the time they had to wait for an appointment	5	6	N/A	89.3%	86.8%	87.6%

* This is based on patients treated on this contract for their most recent course of treatment. Figures in italics indicate the base number of FP17s or Patient Questionnaire responses are less than 100. N/A is shown where the base number of responses is less than 10 during the period. % is calculated as Quantity/Base number*100

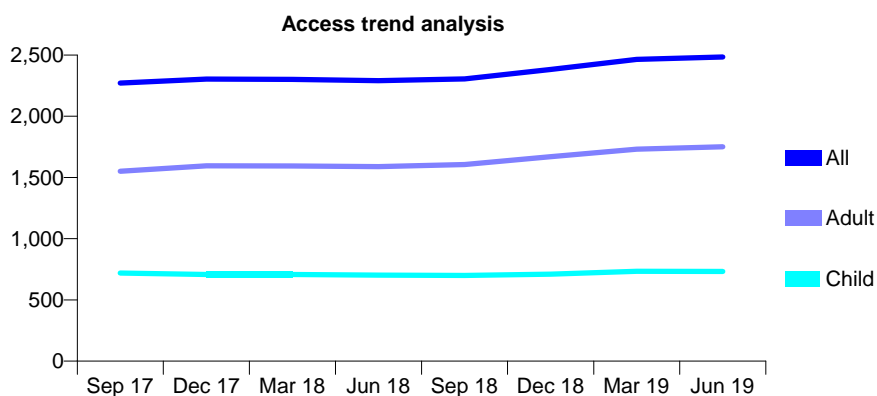
Q68 - Vital Signs At a Glance Contract Report for 133817/0001 - June 2019

Name or company name	Mr A Patel
Contract type name	GDS Contract
Purpose of contract	General
Contract start date	01/12/2013
Contract end date	

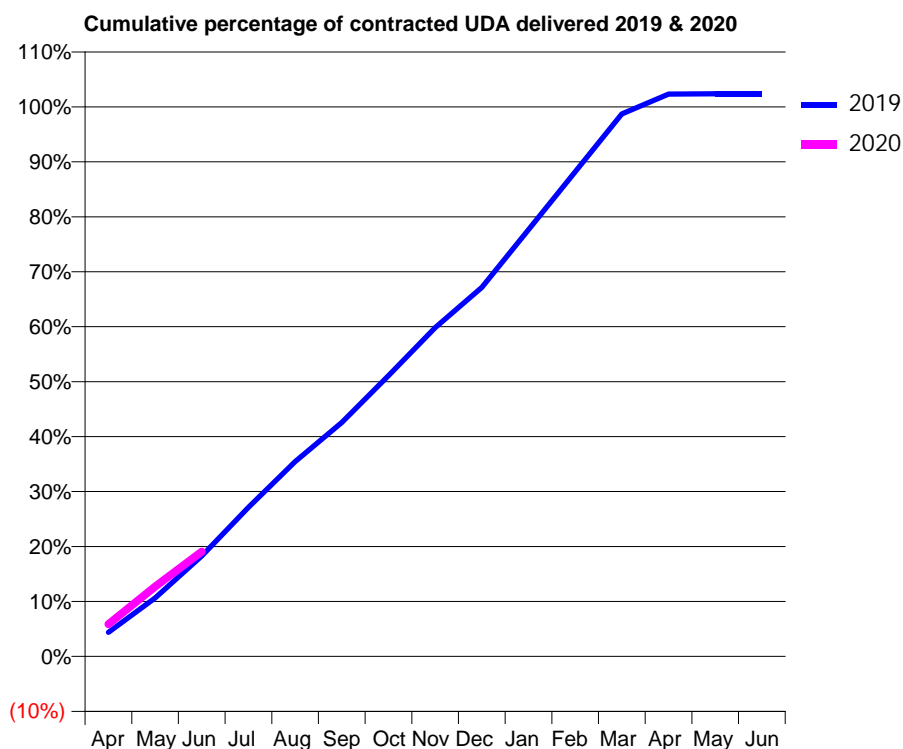
19/20 Contracted general activity (UDA)	6,536
Carry forward general activity (UDA)	0
19/20 Contracted orthodontic activity (UOA)	0
Carry forward orthodontic activity (UOA)	0
Baseline contract value	£207,955.98

ACCESS*

Patients seen in 24 months	Total	Change since previous quarter
Quarter ending June 2018	2,291	
Quarter ending September 2018	2,306	→
Quarter ending December 2018	2,382	↑
Quarter ending March 2019	2,465	↑
Quarter ending June 2019	2,484	→
Variance since June 2018	8.4%	↑



ACTIVITY



Month	2019	2020
April	286	385
May	696	830
June	1,195	1,246
July	1,775	
August	2,318	
September	2,783	
October	3,340	
November	3,911	
December	4,388	
January	5,075	
February	5,764	
March	6,451	
April	6,688	
May	6,691	
June	6,691	

QUALITY

	Quantity	Base Number	Contract	AT	Region	England
% of FP17s for the same patient ID Re-attending within 3 months - Children	21	290	7.2%	8.9%	10.6%	11.4%
% of FP17s for the same patient ID Re-attending within 3 months - Adults	41	572	7.2%	14.9%	15.2%	15.4%
% of FP17s for the same patient ID Re-attending between 3 & 9 months - Children	211	290	72.8%	61.6%	62.3%	59.8%
% of FP17s for the same patient ID Re-attending between 3 & 9 months - Adults	405	572	70.8%	52.9%	53.3%	52.1%
% of FP17s for Band 1 Urgent Courses	30	759	4.0%	9.3%	9.7%	9.2%
% of FP17s Relating to Free Repair or Replacements	3	759	0.4%	0.5%	0.6%	0.7%
% of FP17s Relating to Continuations	7	759	0.9%	0.7%	0.8%	0.8%
% of Patients satisfied with the dentistry they have received	0	0	N/A	93.6%	93.4%	93.4%
% of Patients satisfied with the time they had to wait for an appointment	0	0	N/A	89.3%	86.8%	87.6%

* This is based on patients treated on this contract for their most recent course of treatment. Figures in italics indicate the base number of FP17s or Patient Questionnaire responses are less than 100. N/A is shown where the base number of responses is less than 10 during the period. % is calculated as Quantity/Base number*100

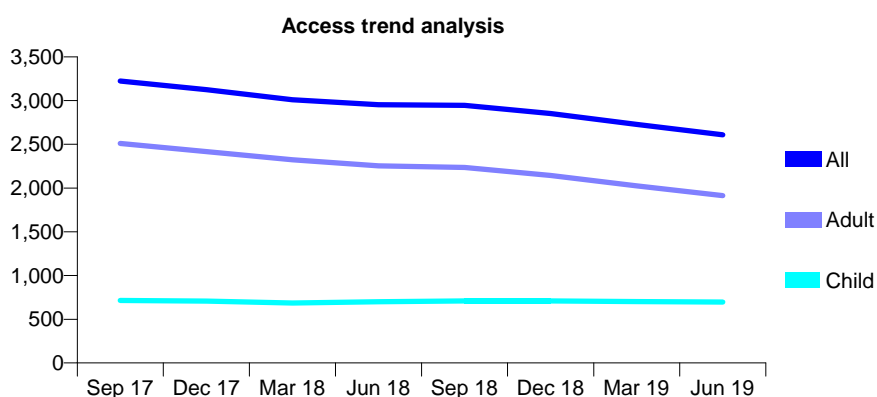
Q68 - Vital Signs At a Glance Contract Report for 134023/0001 - June 2019

Name or company name	Bright Dental Clinic Limited
Contract type name	GDS Contract
Purpose of contract	General
Contract start date	01/04/2014
Contract end date	

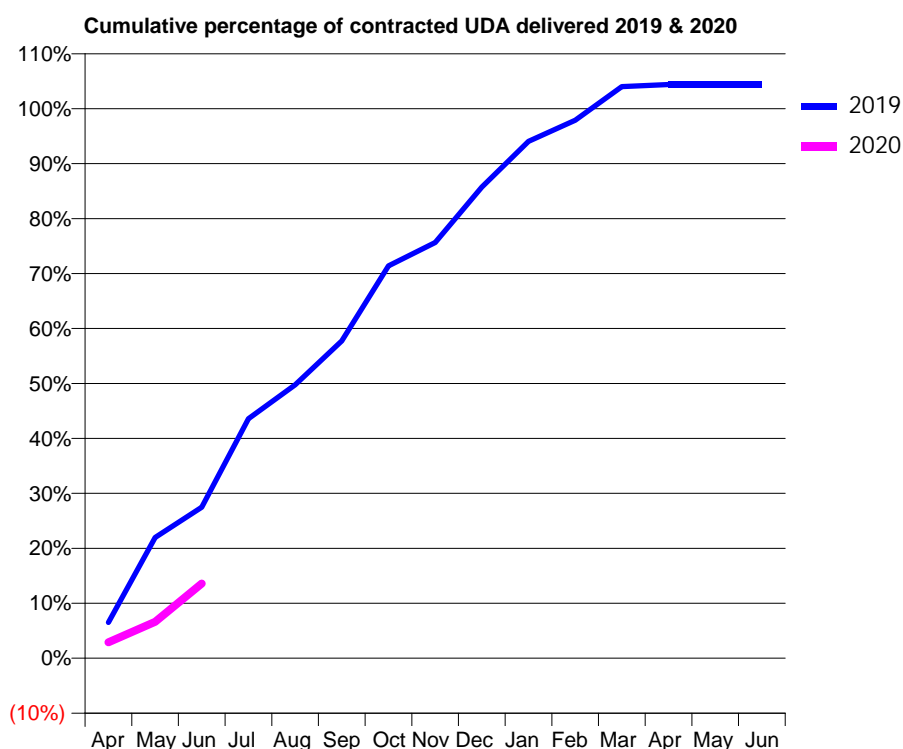
19/20 Contracted general activity (UDA)	7,557
Carry forward general activity (UDA)	0
19/20 Contracted orthodontic activity (UOA)	0
Carry forward orthodontic activity (UOA)	0
Baseline contract value	£200,165.27

ACCESS*

Patients seen in 24 months	Total	Change since previous quarter
Quarter ending June 2018	2,954	
Quarter ending September 2018	2,945	→
Quarter ending December 2018	2,852	↓
Quarter ending March 2019	2,728	↓
Quarter ending June 2019	2,609	↓
Variance since June 2018	(11.7%)	↓



ACTIVITY



Adjusted Scheduled Activity (UDA)		
Month	2019	2020
April	492	219
May	1,660	502
June	2,077	1,027
July	3,292	
August	3,760	
September	4,364	
October	5,396	
November	5,717	
December	6,478	
January	7,108	
February	7,397	
March	7,862	
April	7,889	
May	7,889	
June	7,889	

QUALITY

	Quantity	Base Number	Contract	AT	Region	England
% of FP17s for the same patient ID Re-attending within 3 months - Children	14	206	6.8%	8.9%	10.6%	11.4%
% of FP17s for the same patient ID Re-attending within 3 months - Adults	40	468	8.5%	14.9%	15.2%	15.4%
% of FP17s for the same patient ID Re-attending between 3 & 9 months - Children	132	206	64.1%	61.6%	62.3%	59.8%
% of FP17s for the same patient ID Re-attending between 3 & 9 months - Adults	291	468	62.2%	52.9%	53.3%	52.1%
% of FP17s for Band 1 Urgent Courses	53	662	8.0%	9.3%	9.7%	9.2%
% of FP17s Relating to Free Repair or Replacements	5	662	0.8%	0.5%	0.6%	0.7%
% of FP17s Relating to Continuations	0	662	0.0%	0.7%	0.8%	0.8%
% of Patients satisfied with the dentistry they have received	0	0	N/A	93.6%	93.4%	93.4%
% of Patients satisfied with the time they had to wait for an appointment	0	0	N/A	89.3%	86.8%	87.6%

* This is based on patients treated on this contract for their most recent course of treatment.

Figures in italics indicate the base number of FP17s or Patient Questionnaire responses are less than 100. N/A is shown where the base number of responses is less than 10 during the period. % is calculated as Quantity/Base number*100

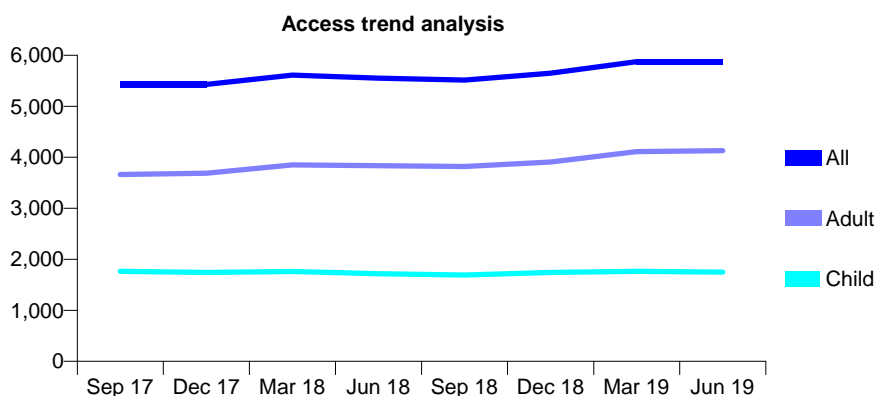
Q68 - Vital Signs At a Glance Contract Report for 134635/0001 - June 2019

Name or company name	The Bosham Clinic Limited
Contract type name	GDS Contract
Purpose of contract	General
Contract start date	01/04/2011
Contract end date	

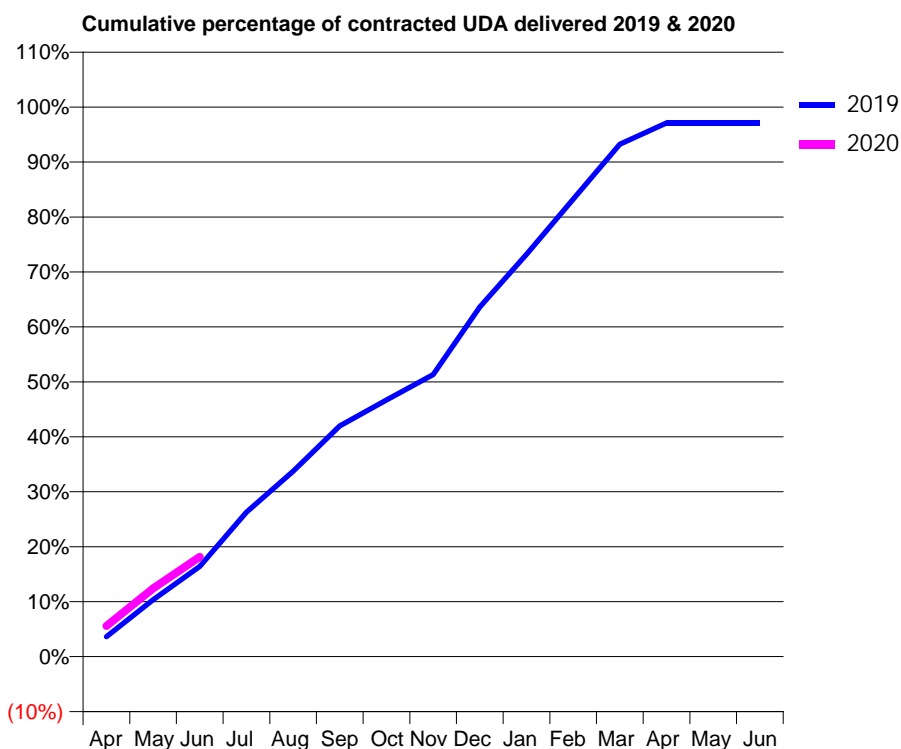
19/20 Contracted general activity (UDA)	16,055
Carry forward general activity (UDA)	0
19/20 Contracted orthodontic activity (UOA)	0
Carry forward orthodontic activity (UOA)	0
Baseline contract value	£425,156.42

ACCESS*

Patients seen in 24 months	Total	Change since previous quarter
Quarter ending June 2018	5,551	
Quarter ending September 2018	5,513	→
Quarter ending December 2018	5,648	↑
Quarter ending March 2019	5,876	↑
Quarter ending June 2019	5,877	→
Variance since June 2018	5.9%	↑



ACTIVITY



Month	Adjusted Scheduled Activity (UDA)	
	2019	2020
April	582	893
May	1,663	1,995
June	2,634	2,918
July	4,221	
August	5,418	
September	6,741	
October	7,500	
November	8,243	
December	10,215	
January	11,753	
February	13,366	
March	14,969	
April	15,589	
May	15,590	
June	15,592	

QUALITY

	Quantity	Base Number	Contract	AT	Region	England
% of FP17s for the same patient ID Re-attending within 3 months - Children	39	643	6.1%	8.9%	10.6%	11.4%
% of FP17s for the same patient ID Re-attending within 3 months - Adults	154	1,371	11.2%	14.9%	15.2%	15.4%
% of FP17s for the same patient ID Re-attending between 3 & 9 months - Children	421	643	65.5%	61.6%	62.3%	59.8%
% of FP17s for the same patient ID Re-attending between 3 & 9 months - Adults	919	1,371	67.0%	52.9%	53.3%	52.1%
% of FP17s for Band 1 Urgent Courses	104	1,688	6.2%	9.3%	9.7%	9.2%
% of FP17s Relating to Free Repair or Replacements	4	1,688	0.2%	0.5%	0.6%	0.7%
% of FP17s Relating to Continuations	28	1,688	1.7%	0.7%	0.8%	0.8%
% of Patients satisfied with the dentistry they have received	2	3	N/A	93.6%	93.4%	93.4%
% of Patients satisfied with the time they had to wait for an appointment	2	3	N/A	89.3%	86.8%	87.6%

* This is based on patients treated on this contract for their most recent course of treatment. Figures in italics indicate the base number of FP17s or Patient Questionnaire responses are less than 100. N/A is shown where the base number of responses is less than 10 during the period. % is calculated as Quantity/Base number*100

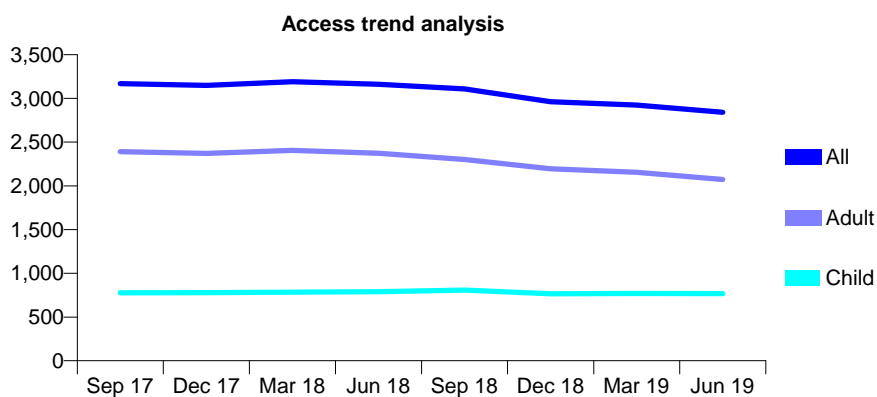
Q68 - Vital Signs At a Glance Contract Report for 137006/0001 - June 2019

Name or company name	Dr Waseem Akhtar
Contract type name	GDS Contract
Purpose of contract	General
Contract start date	01/04/2015
Contract end date	

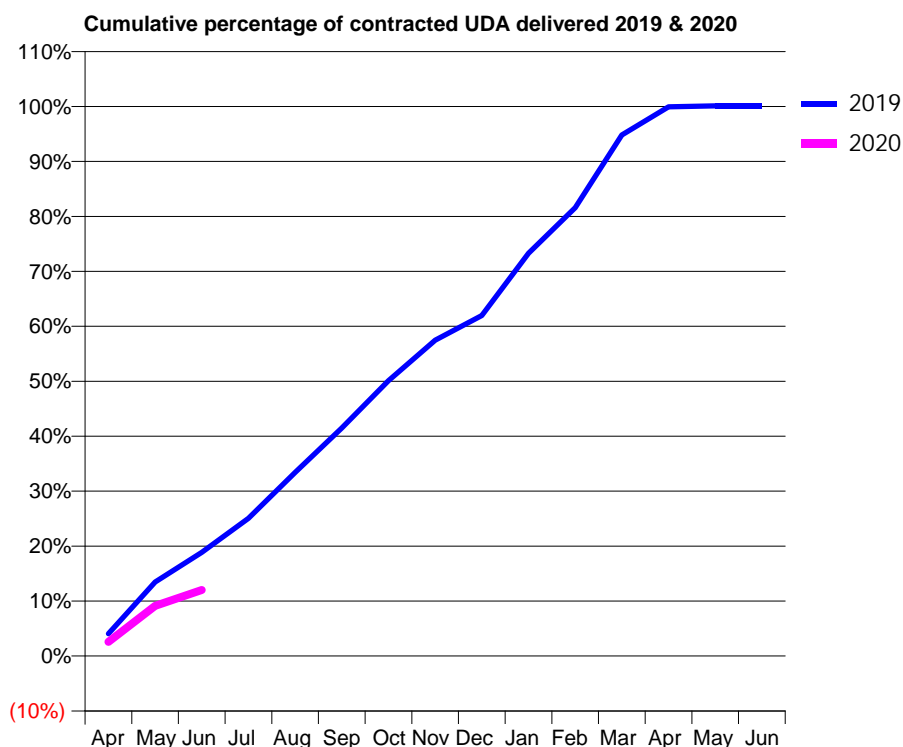
19/20 Contracted general activity (UDA)	8,158
Carry forward general activity (UDA)	0
19/20 Contracted orthodontic activity (UOA)	0
Carry forward orthodontic activity (UOA)	0
Baseline contract value	£198,592.44

ACCESS*

Patients seen in 24 months	Total	Change since previous quarter
Quarter ending June 2018	3,161	
Quarter ending September 2018	3,109	↓
Quarter ending December 2018	2,962	↓
Quarter ending March 2019	2,925	↓
Quarter ending June 2019	2,840	↓
Variance since June 2018	(10.2%)	↓



ACTIVITY



Month	Adjusted Scheduled Activity (UDA)	
	2019	2020
April	332	211
May	1,099	746
June	1,539	980
July	2,043	
August	2,728	
September	3,385	
October	4,087	
November	4,689	
December	5,056	
January	5,979	
February	6,655	
March	7,734	
April	8,152	
May	8,167	
June	8,167	

QUALITY

	Quantity	Base Number	Contract	AT	Region	England
% of FP17s for the same patient ID Re-attending within 3 months - Children	14	142	9.9%	8.9%	10.6%	11.4%
% of FP17s for the same patient ID Re-attending within 3 months - Adults	29	314	9.2%	14.9%	15.2%	15.4%
% of FP17s for the same patient ID Re-attending between 3 & 9 months - Children	43	142	30.3%	61.6%	62.3%	59.8%
% of FP17s for the same patient ID Re-attending between 3 & 9 months - Adults	91	314	29.0%	52.9%	53.3%	52.1%
% of FP17s for Band 1 Urgent Courses	57	370	15.4%	9.3%	9.7%	9.2%
% of FP17s Relating to Free Repair or Replacements	3	370	0.8%	0.5%	0.6%	0.7%
% of FP17s Relating to Continuations	0	370	0.0%	0.7%	0.8%	0.8%
% of Patients satisfied with the dentistry they have received	3	3	N/A	93.6%	93.4%	93.4%
% of Patients satisfied with the time they had to wait for an appointment	3	3	N/A	89.3%	86.8%	87.6%

* This is based on patients treated on this contract for their most recent course of treatment. Figures in italics indicate the base number of FP17s or Patient Questionnaire responses are less than 100. N/A is shown where the base number of responses is less than 10 during the period. % is calculated as Quantity/Base number*100

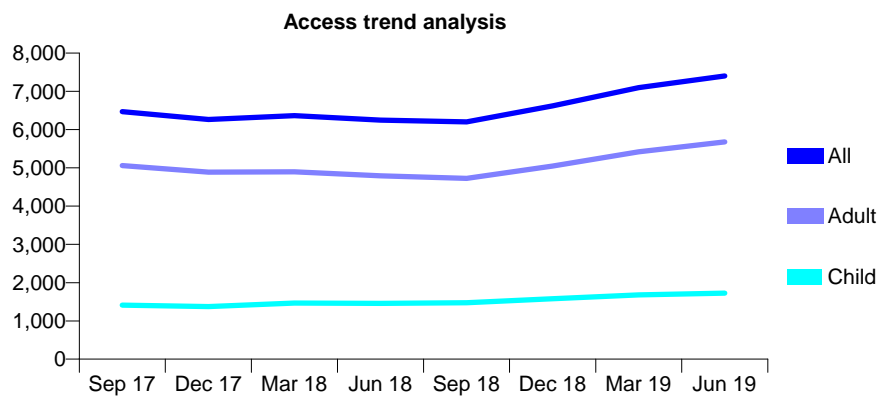
Q68 - Vital Signs At a Glance Contract Report for 137227/0001 - June 2019

Name or company name	Mr A Pangotra and Associates
Contract type name	GDS Contract
Purpose of contract	General
Contract start date	01/08/2012
Contract end date	

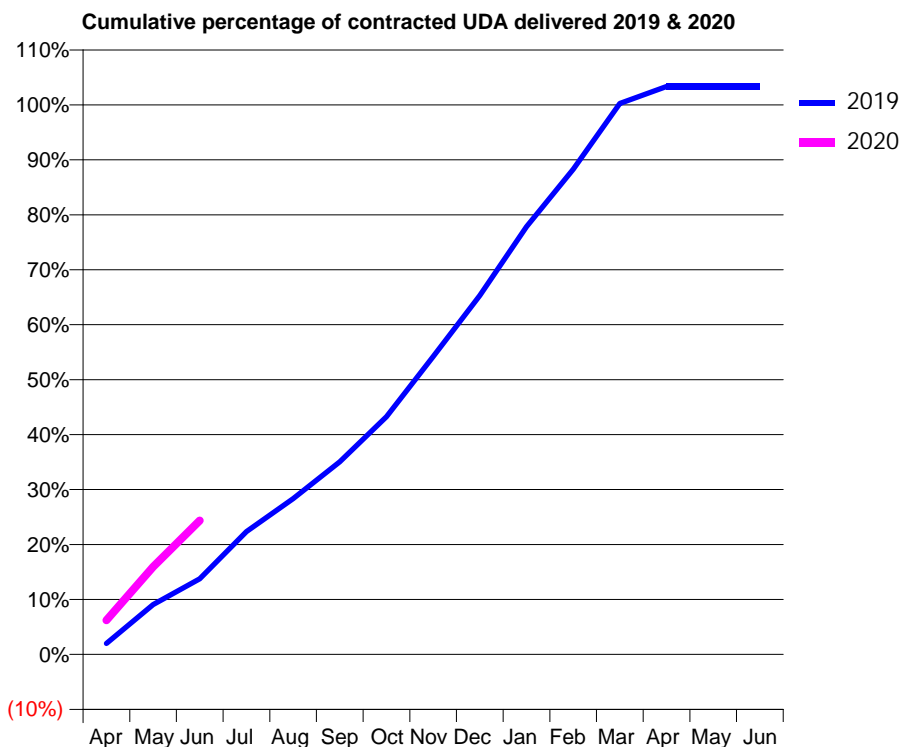
19/20 Contracted general activity (UDA)	23,000
Carry forward general activity (UDA)	0
19/20 Contracted orthodontic activity (UOA)	0
Carry forward orthodontic activity (UOA)	0
Baseline contract value	£696,612.32

ACCESS*

Patients seen in 24 months	Total	Change since previous quarter
Quarter ending June 2018	6,250	
Quarter ending September 2018	6,200	→
Quarter ending December 2018	6,623	↑
Quarter ending March 2019	7,095	↑
Quarter ending June 2019	7,402	↑
Variance since June 2018	18.4%	↑



ACTIVITY



Month	2019	2020
April	458	1,433
May	2,092	3,667
June	3,170	5,607
July	5,144	
August	6,524	
September	8,064	
October	9,947	
November	12,471	
December	15,025	
January	17,901	
February	20,304	
March	23,062	
April	23,768	
May	23,769	
June	23,769	

QUALITY

	Quantity	Base Number	Contract	AT	Region	England
% of FP17s for the same patient ID Re-attending within 3 months - Children	47	571	8.2%	8.9%	10.6%	11.4%
% of FP17s for the same patient ID Re-attending within 3 months - Adults	344	1,787	19.3%	14.9%	15.2%	15.4%
% of FP17s for the same patient ID Re-attending between 3 & 9 months - Children	252	571	44.1%	61.6%	62.3%	59.8%
% of FP17s for the same patient ID Re-attending between 3 & 9 months - Adults	708	1,787	39.6%	52.9%	53.3%	52.1%
% of FP17s for Band 1 Urgent Courses	390	2,093	18.6%	9.3%	9.7%	9.2%
% of FP17s Relating to Free Repair or Replacements	4	2,093	0.2%	0.5%	0.6%	0.7%
% of FP17s Relating to Continuations	10	2,093	0.5%	0.7%	0.8%	0.8%
% of Patients satisfied with the dentistry they have received	2	2	N/A	93.6%	93.4%	93.4%
% of Patients satisfied with the time they had to wait for an appointment	2	2	N/A	89.3%	86.8%	87.6%

* This is based on patients treated on this contract for their most recent course of treatment. Figures in italics indicate the base number of FP17s or Patient Questionnaire responses are less than 100. N/A is shown where the base number of responses is less than 10 during the period. % is calculated as Quantity/Base number*100

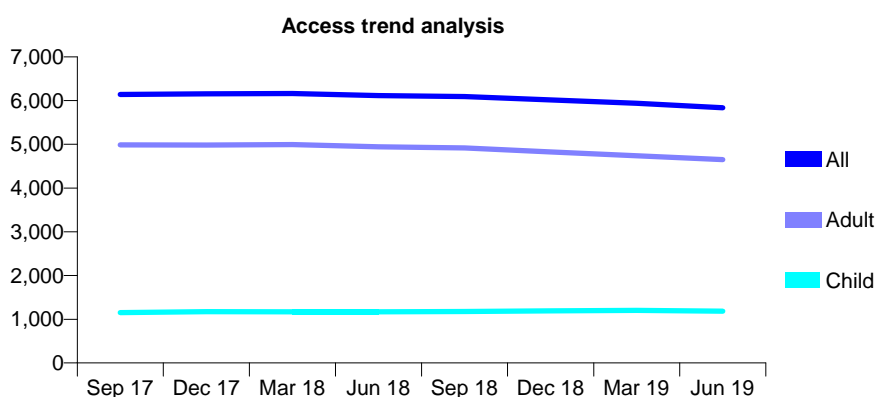
Q68 - Vital Signs At a Glance Contract Report for 138053/0001 - June 2019

Name or company name	Richmond House Practice Limited
Contract type name	GDS Contract
Purpose of contract	General
Contract start date	01/10/2011
Contract end date	

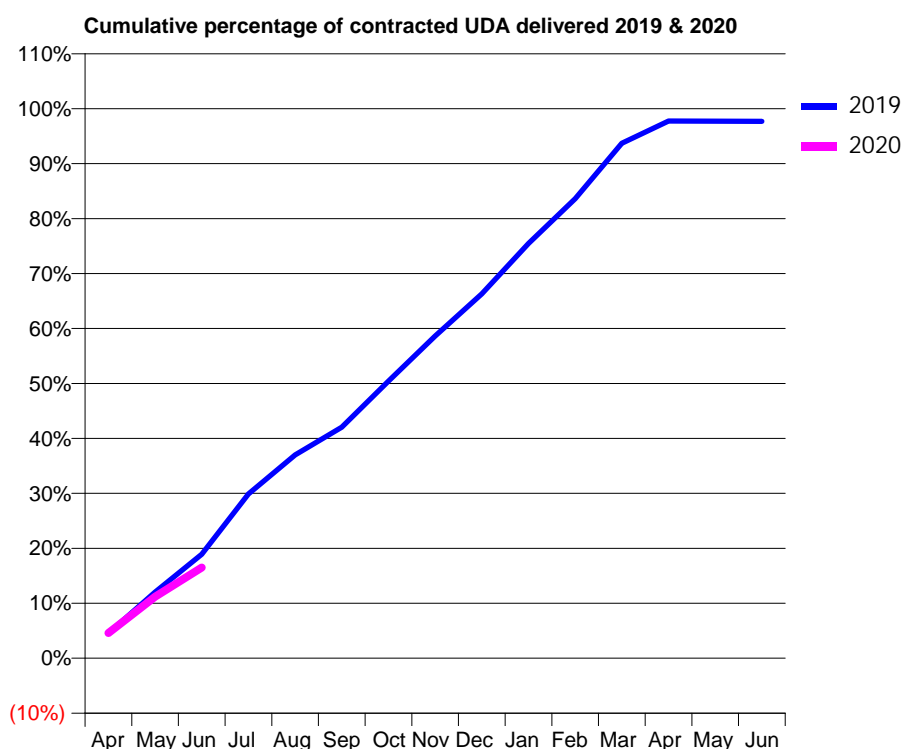
19/20 Contracted general activity (UDA)	16,550
Carry forward general activity (UDA)	0
19/20 Contracted orthodontic activity (UOA)	0
Carry forward orthodontic activity (UOA)	0
Baseline contract value	£472,596.12

ACCESS*

Patients seen in 24 months	Total	Change since previous quarter
Quarter ending June 2018	6,113	
Quarter ending September 2018	6,094	→
Quarter ending December 2018	6,016	↓
Quarter ending March 2019	5,941	↓
Quarter ending June 2019	5,835	↓
Variance since June 2018	(4.5%)	↓



ACTIVITY



Month	2019	2020
April	754	761
May	1,996	1,855
June	3,131	2,728
July	4,950	
August	6,124	
September	6,957	
October	8,343	
November	9,703	
December	10,974	
January	12,493	
February	13,840	
March	15,509	
April	16,174	
May	16,170	
June	16,167	

QUALITY

	Quantity	Base Number	Contract	AT	Region	England
% of FP17s for the same patient ID Re-attending within 3 months - Children	23	380	6.1%	8.9%	10.6%	11.4%
% of FP17s for the same patient ID Re-attending within 3 months - Adults	132	1,353	9.8%	14.9%	15.2%	15.4%
% of FP17s for the same patient ID Re-attending between 3 & 9 months - Children	250	380	65.8%	61.6%	62.3%	59.8%
% of FP17s for the same patient ID Re-attending between 3 & 9 months - Adults	810	1,353	59.9%	52.9%	53.3%	52.1%
% of FP17s for Band 1 Urgent Courses	49	1,462	3.4%	9.3%	9.7%	9.2%
% of FP17s Relating to Free Repair or Replacements	2	1,462	0.1%	0.5%	0.6%	0.7%
% of FP17s Relating to Continuations	29	1,462	2.0%	0.7%	0.8%	0.8%
% of Patients satisfied with the dentistry they have received	2	3	N/A	93.6%	93.4%	93.4%
% of Patients satisfied with the time they had to wait for an appointment	3	3	N/A	89.3%	86.8%	87.6%

* This is based on patients treated on this contract for their most recent course of treatment.

Figures in italics indicate the base number of FP17s or Patient Questionnaire responses are less than 100. N/A is shown where the base number of responses is less than 10 during the period. % is calculated as Quantity/Base number*100

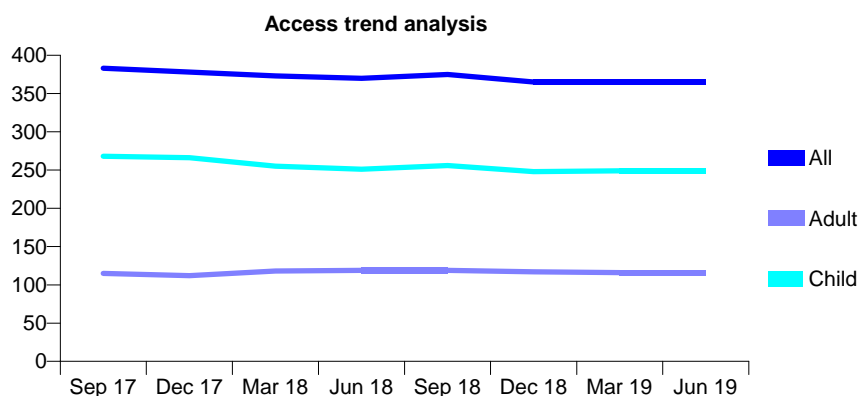
Q68 - Vital Signs At a Glance Contract Report for 141011/0001 - June 2019

Name or company name	APF Dental Practice
Contract type name	GDS Contract
Purpose of contract	General
Contract start date	01/04/2006
Contract end date	

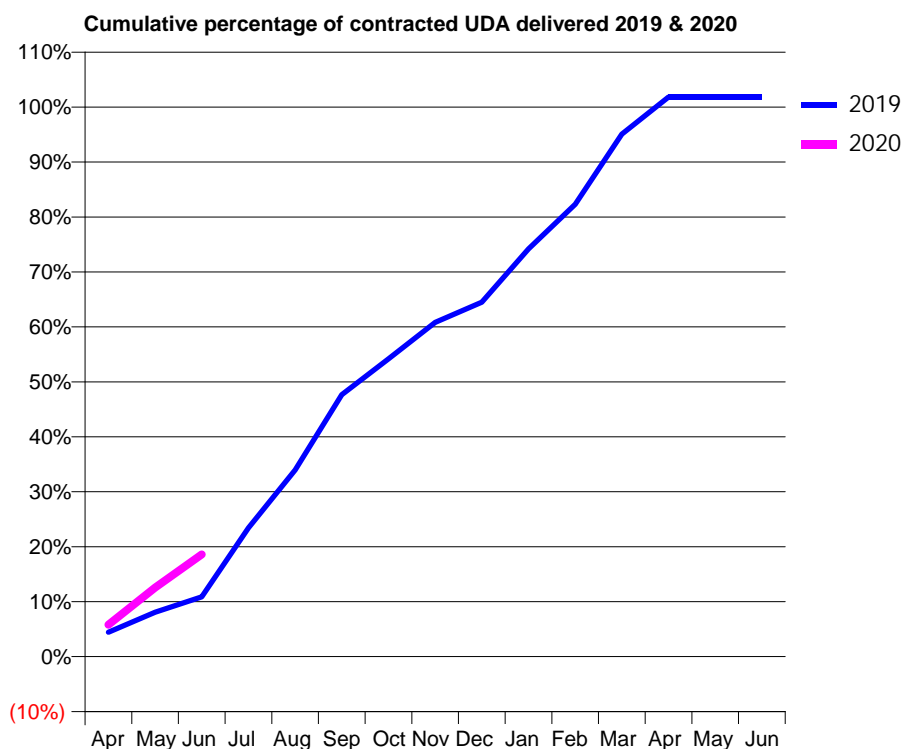
19/20 Contracted general activity (UDA)	830
Carry forward general activity (UDA)	0
19/20 Contracted orthodontic activity (UOA)	0
Carry forward orthodontic activity (UOA)	0
Baseline contract value	£23,851.46

ACCESS*

Patients seen in 24 months	Total	Change since previous quarter
Quarter ending June 2018	370	
Quarter ending September 2018	375	→
Quarter ending December 2018	365	↓
Quarter ending March 2019	365	→
Quarter ending June 2019	365	→
Variance since June 2018	(1.4%)	↓



ACTIVITY



Month	Adjusted Scheduled Activity (UDA)	
	2019	2020
April	37	48
May	67	104
June	90	154
July	194	
August	282	
September	395	
October	450	
November	505	
December	535	
January	616	
February	683	
March	789	
April	845	
May	845	
June	845	

QUALITY

	Quantity	Base Number	Contract	AT	Region	England
% of FP17s for the same patient ID Re-attending within 3 months - Children	7	93	7.5%	8.9%	10.6%	11.4%
% of FP17s for the same patient ID Re-attending within 3 months - Adults	9	45	20.0%	14.9%	15.2%	15.4%
% of FP17s for the same patient ID Re-attending between 3 & 9 months - Children	65	93	69.9%	61.6%	62.3%	59.8%
% of FP17s for the same patient ID Re-attending between 3 & 9 months - Adults	22	45	48.9%	52.9%	53.3%	52.1%
% of FP17s for Band 1 Urgent Courses	7	113	6.2%	9.3%	9.7%	9.2%
% of FP17s Relating to Free Repair or Replacements	1	113	0.9%	0.5%	0.6%	0.7%
% of FP17s Relating to Continuations	1	113	0.9%	0.7%	0.8%	0.8%
% of Patients satisfied with the dentistry they have received	0	0	N/A	93.6%	93.4%	93.4%
% of Patients satisfied with the time they had to wait for an appointment	0	0	N/A	89.3%	86.8%	87.6%

* This is based on patients treated on this contract for their most recent course of treatment. Figures in italics indicate the base number of FP17s or Patient Questionnaire responses are less than 100. N/A is shown where the base number of responses is less than 10 during the period. % is calculated as Quantity/Base number*100

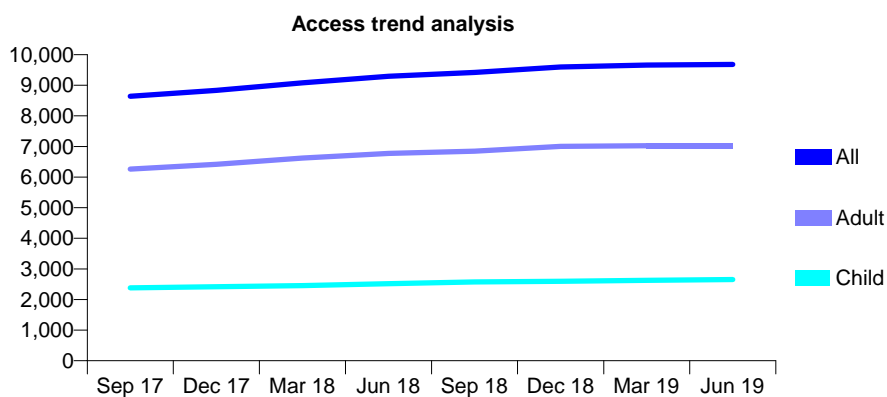
Q68 - Vital Signs At a Glance Contract Report for 141127/0001 - June 2019

Name or company name	Mr S A Butt & Mr S Butt
Contract type name	Pilot Contract
Purpose of contract	General
Contract start date	01/08/2011
Contract end date	

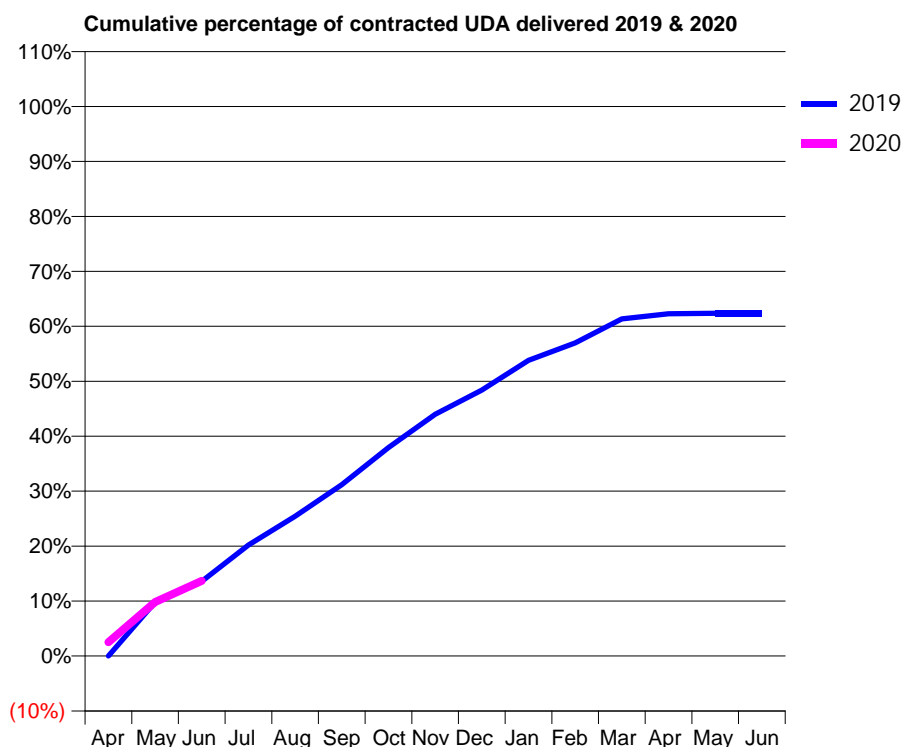
19/20 Contracted general activity (UDA)	31,276
Carry forward general activity (UDA)	0
19/20 Contracted orthodontic activity (UOA)	0
Carry forward orthodontic activity (UOA)	0
Baseline contract value	£772,792.90

ACCESS*

Patients seen in 24 months	Total	Change since previous quarter
Quarter ending June 2018	9,293	
Quarter ending September 2018	9,420	→
Quarter ending December 2018	9,599	→
Quarter ending March 2019	9,659	→
Quarter ending June 2019	9,679	→
Variance since June 2018	4.2%	↑



ACTIVITY



Month	Adjusted Scheduled Activity (UDA)	
	2019	2020
April	0	790
May	3,060	3,081
June	4,254	4,274
July	6,321	
August	7,960	
September	9,748	
October	11,869	
November	13,755	
December	15,140	
January	16,833	
February	17,825	
March	19,187	
April	19,481	
May	19,502	
June	19,501	

QUALITY

	Quantity	Base Number	Contract	AT	Region	England
% of FP17s for the same patient ID Re-attending within 3 months - Children	49	870	5.6%	8.9%	10.6%	11.4%
% of FP17s for the same patient ID Re-attending within 3 months - Adults	289	1,739	16.6%	14.9%	15.2%	15.4%
% of FP17s for the same patient ID Re-attending between 3 & 9 months - Children	535	870	61.5%	61.6%	62.3%	59.8%
% of FP17s for the same patient ID Re-attending between 3 & 9 months - Adults	633	1,739	36.4%	52.9%	53.3%	52.1%
% of FP17s for Band 1 Urgent Courses	203	1,898	10.7%	9.3%	9.7%	9.2%
% of FP17s Relating to Free Repair or Replacements	8	1,898	0.4%	0.5%	0.6%	0.7%
% of FP17s Relating to Continuations	7	1,898	0.4%	0.7%	0.8%	0.8%
% of Patients satisfied with the dentistry they have received	2	2	N/A	93.6%	93.4%	93.4%
% of Patients satisfied with the time they had to wait for an appointment	2	2	N/A	89.3%	86.8%	87.6%

* This is based on patients treated on this contract for their most recent course of treatment. Figures in italics indicate the base number of FP17s or Patient Questionnaire responses are less than 100. N/A is shown where the base number of responses is less than 10 during the period. % is calculated as Quantity/Base number*100

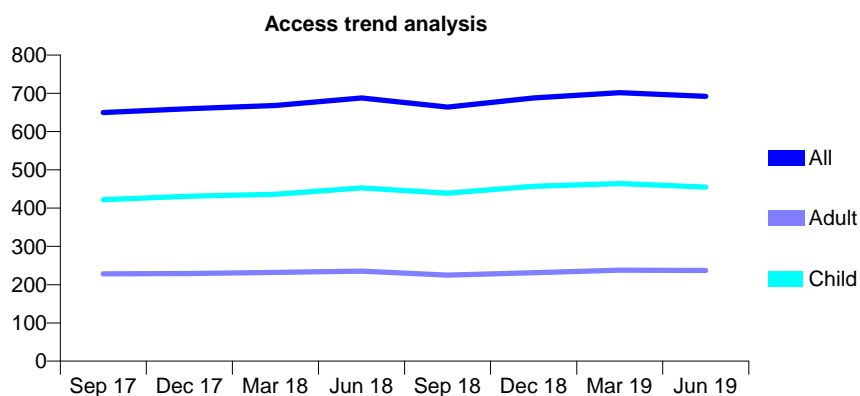
Q68 - Vital Signs At a Glance Contract Report for 141410/0001 - June 2019

Name or company name	Ucer Ltd
Contract type name	GDS Contract
Purpose of contract	General
Contract start date	01/10/2009
Contract end date	

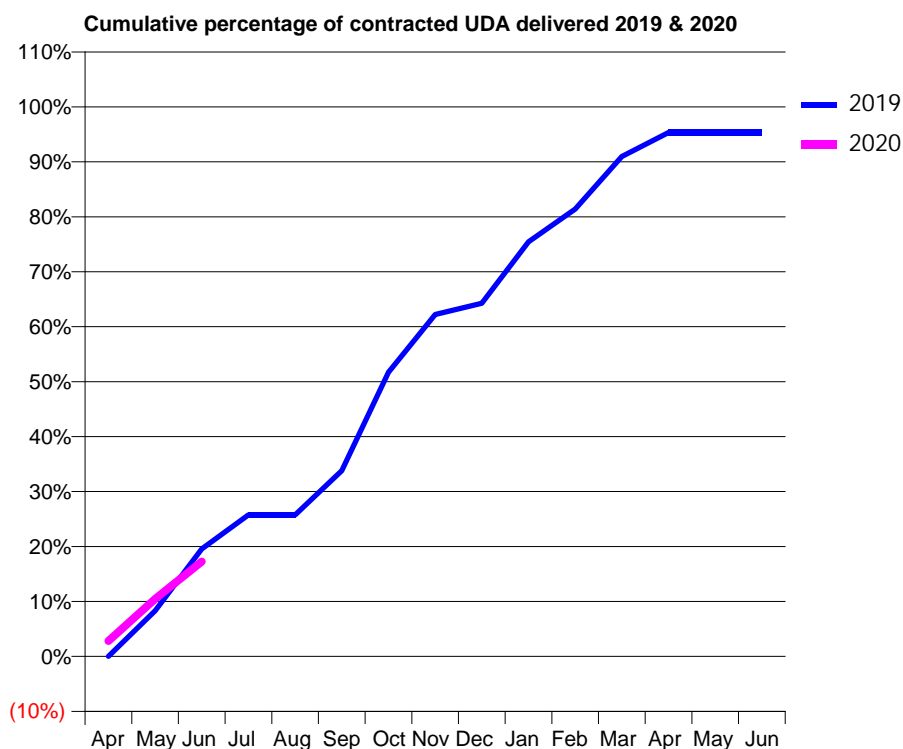
19/20 Contracted general activity (UDA)	1,300
Carry forward general activity (UDA)	0
19/20 Contracted orthodontic activity (UOA)	0
Carry forward orthodontic activity (UOA)	0
Baseline contract value	£29,901.90

ACCESS*

Patients seen in 24 months	Total	Change since previous quarter
Quarter ending June 2018	688	
Quarter ending September 2018	664	↓
Quarter ending December 2018	688	↑
Quarter ending March 2019	702	↑
Quarter ending June 2019	692	↓
Variance since June 2018	0.6%	→



ACTIVITY



Adjusted Scheduled Activity (UDA)		
Month	2019	2020
April	0	36
May	108	136
June	254	224
July	335	
August	335	
September	439	
October	672	
November	809	
December	836	
January	981	
February	1,058	
March	1,182	
April	1,239	
May	1,239	
June	1,239	

QUALITY

	Quantity	Base Number	Contract	AT	Region	England
% of FP17s for the same patient ID Re-attending within 3 months - Children	9	143	6.3%	8.9%	10.6%	11.4%
% of FP17s for the same patient ID Re-attending within 3 months - Adults	4	54	7.4%	14.9%	15.2%	15.4%
% of FP17s for the same patient ID Re-attending between 3 & 9 months - Children	101	143	70.6%	61.6%	62.3%	59.8%
% of FP17s for the same patient ID Re-attending between 3 & 9 months - Adults	29	54	53.7%	52.9%	53.3%	52.1%
% of FP17s for Band 1 Urgent Courses	17	160	10.6%	9.3%	9.7%	9.2%
% of FP17s Relating to Free Repair or Replacements	0	160	0.0%	0.5%	0.6%	0.7%
% of FP17s Relating to Continuations	1	160	0.6%	0.7%	0.8%	0.8%
% of Patients satisfied with the dentistry they have received	0	0	N/A	93.6%	93.4%	93.4%
% of Patients satisfied with the time they had to wait for an appointment	0	0	N/A	89.3%	86.8%	87.6%

* This is based on patients treated on this contract for their most recent course of treatment. Figures in italics indicate the base number of FP17s or Patient Questionnaire responses are less than 100. N/A is shown where the base number of responses is less than 10 during the period. % is calculated as Quantity/Base number*100

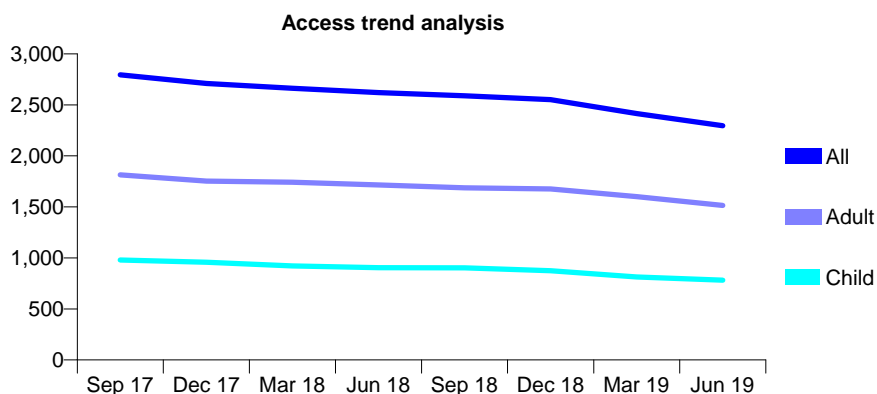
Q68 - Vital Signs At a Glance Contract Report for 144258/0001 - June 2019

Name or company name	Brighton Dental Services
Contract type name	PDS Contract
Purpose of contract	General
Contract start date	01/04/2006
Contract end date	31/03/2021

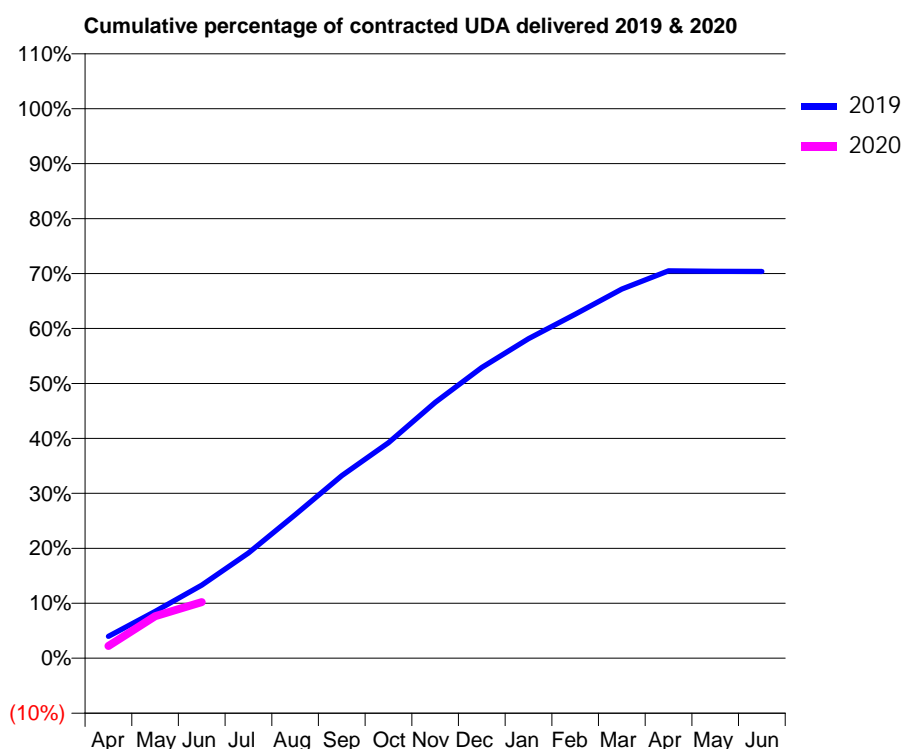
19/20 Contracted general activity (UDA)	8,074
Carry forward general activity (UDA)	0
19/20 Contracted orthodontic activity (UOA)	0
Carry forward orthodontic activity (UOA)	0
Baseline contract value	£1,691,839.63

ACCESS*

Patients seen in 24 months	Total	Change since previous quarter
Quarter ending June 2018	2,620	
Quarter ending September 2018	2,589	↓
Quarter ending December 2018	2,551	↓
Quarter ending March 2019	2,415	↓
Quarter ending June 2019	2,296	↓
Variance since June 2018	(12.4%)	↓



ACTIVITY



Month	2019	2020
April	321	180
May	689	619
June	1,075	825
July	1,548	
August	2,110	
September	2,681	
October	3,165	
November	3,759	
December	4,273	
January	4,696	
February	5,055	
March	5,422	
April	5,691	
May	5,684	
June	5,683	

QUALITY

	Quantity	Base Number	Contract	AT	Region	England
% of FP17s for the same patient ID Re-attending within 3 months - Children	14	236	5.9%	8.9%	10.6%	11.4%
% of FP17s for the same patient ID Re-attending within 3 months - Adults	24	269	8.9%	14.9%	15.2%	15.4%
% of FP17s for the same patient ID Re-attending between 3 & 9 months - Children	103	236	43.6%	61.6%	62.3%	59.8%
% of FP17s for the same patient ID Re-attending between 3 & 9 months - Adults	124	269	46.1%	52.9%	53.3%	52.1%
% of FP17s for Band 1 Urgent Courses	24	365	6.6%	9.3%	9.7%	9.2%
% of FP17s Relating to Free Repair or Replacements	0	365	0.0%	0.5%	0.6%	0.7%
% of FP17s Relating to Continuations	0	365	0.0%	0.7%	0.8%	0.8%
% of Patients satisfied with the dentistry they have received	0	0	N/A	93.6%	93.4%	93.4%
% of Patients satisfied with the time they had to wait for an appointment	0	0	N/A	89.3%	86.8%	87.6%

* This is based on patients treated on this contract for their most recent course of treatment.

Figures in italics indicate the base number of FP17s or Patient Questionnaire responses are less than 100. N/A is shown where the base number of responses is less than 10 during the period. % is calculated as Quantity/Base number*100

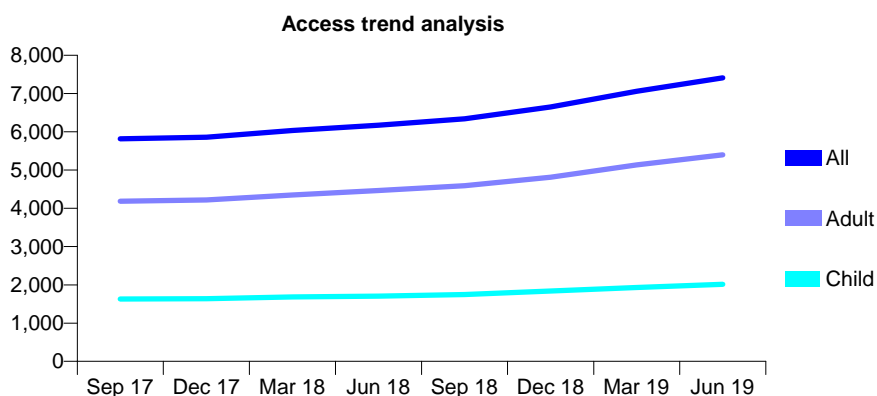
Q68 - Vital Signs At a Glance Contract Report for 146773/0001 - June 2019

Name or company name	Shoreham Oral Care Limited
Contract type name	GDS Contract
Purpose of contract	General
Contract start date	01/12/2006
Contract end date	

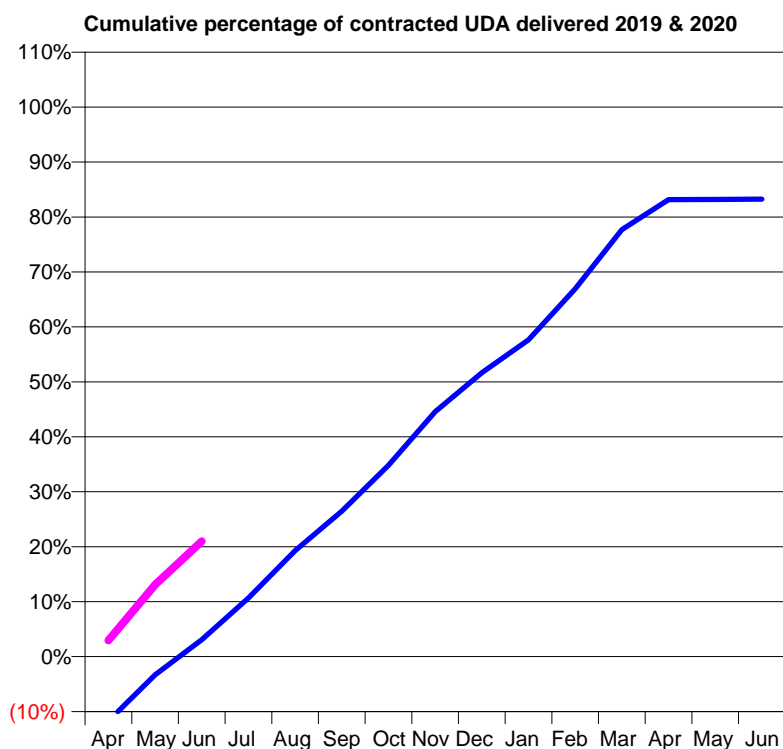
19/20 Contracted general activity (UDA)	22,826
Carry forward general activity (UDA)	0
19/20 Contracted orthodontic activity (UOA)	0
Carry forward orthodontic activity (UOA)	0
Baseline contract value	£680,971.30

ACCESS*

Patients seen in 24 months	Total	Change since previous quarter
Quarter ending June 2018	6,170	
Quarter ending September 2018	6,338	↑
Quarter ending December 2018	6,649	↑
Quarter ending March 2019	7,062	↑
Quarter ending June 2019	7,410	↑
Variance since June 2018	20.1%	↑



ACTIVITY



Month	Adjusted Scheduled Activity (UDA)	
	2019	2020
April	-2,679	673
May	-763	2,991
June	698	4,788
July	2,436	
August	4,407	
September	6,041	
October	7,948	
November	10,173	
December	11,789	
January	13,161	
February	15,277	
March	17,734	
April	18,981	
May	18,987	
June	19,002	

QUALITY

	Quantity	Base Number	Contract	AT	Region	England
% of FP17s for the same patient ID Re-attending within 3 months - Children	24	765	3.1%	8.9%	10.6%	11.4%
% of FP17s for the same patient ID Re-attending within 3 months - Adults	322	2,131	15.1%	14.9%	15.2%	15.4%
% of FP17s for the same patient ID Re-attending between 3 & 9 months - Children	487	765	63.7%	61.6%	62.3%	59.8%
% of FP17s for the same patient ID Re-attending between 3 & 9 months - Adults	1,074	2,131	50.4%	52.9%	53.3%	52.1%
% of FP17s for Band 1 Urgent Courses	201	2,369	8.5%	9.3%	9.7%	9.2%
% of FP17s Relating to Free Repair or Replacements	8	2,369	0.3%	0.5%	0.6%	0.7%
% of FP17s Relating to Continuations	15	2,369	0.6%	0.7%	0.8%	0.8%
% of Patients satisfied with the dentistry they have received	5	5	N/A	93.6%	93.4%	93.4%
% of Patients satisfied with the time they had to wait for an appointment	5	5	N/A	89.3%	86.8%	87.6%

* This is based on patients treated on this contract for their most recent course of treatment. Figures in italics indicate the base number of FP17s or Patient Questionnaire responses are less than 100. N/A is shown where the base number of responses is less than 10 during the period. % is calculated as Quantity/Base number*100

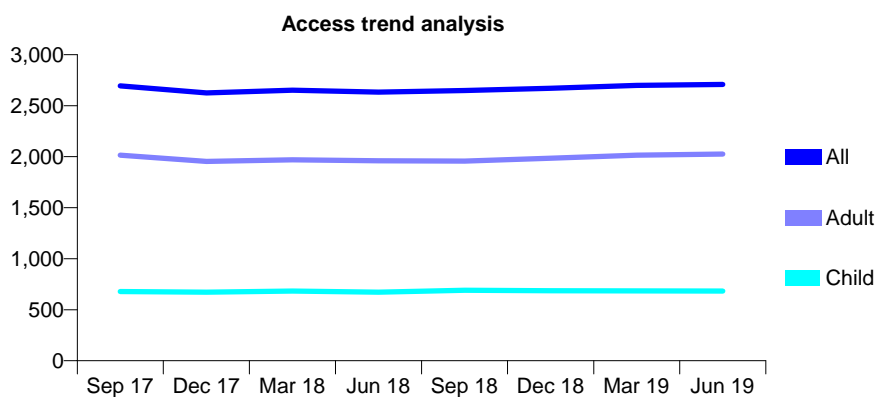
Q68 - Vital Signs At a Glance Contract Report for 147400/0001 - June 2019

Name or company name	Woodcroft Dental Practice Ltd
Contract type name	GDS Contract
Purpose of contract	General
Contract start date	01/04/2010
Contract end date	

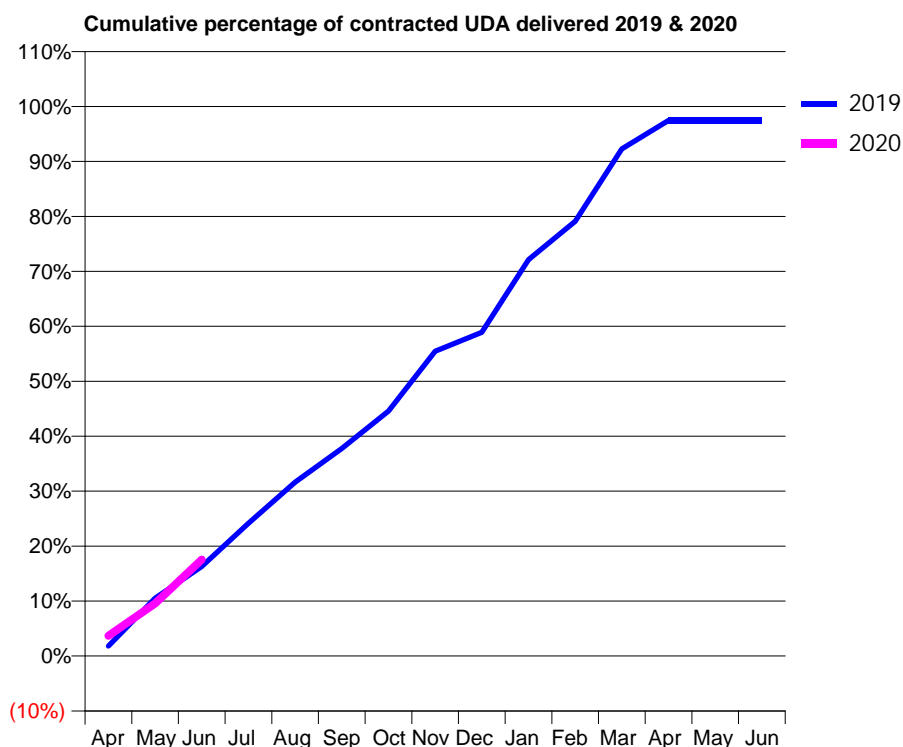
19/20 Contracted general activity (UDA)	9,400
Carry forward general activity (UDA)	0
19/20 Contracted orthodontic activity (UOA)	0
Carry forward orthodontic activity (UOA)	0
Baseline contract value	£317,220.24

ACCESS*

Patients seen in 24 months	Total	Change since previous quarter
Quarter ending June 2018	2,633	
Quarter ending September 2018	2,649	→
Quarter ending December 2018	2,670	→
Quarter ending March 2019	2,699	→
Quarter ending June 2019	2,708	→
Variance since June 2018	2.8%	↑



ACTIVITY



Month	Adjusted Scheduled Activity (UDA)	
	2019	2020
April	173	345
May	990	901
June	1,531	1,651
July	2,272	
August	2,974	
September	3,548	
October	4,190	
November	5,214	
December	5,537	
January	6,778	
February	7,435	
March	8,673	
April	9,160	
May	9,160	
June	9,161	

QUALITY

	Quantity	Base Number	Contract	AT	Region	England
% of FP17s for the same patient ID Re-attending within 3 months - Children	35	295	11.9%	8.9%	10.6%	11.4%
% of FP17s for the same patient ID Re-attending within 3 months - Adults	129	845	15.3%	14.9%	15.2%	15.4%
% of FP17s for the same patient ID Re-attending between 3 & 9 months - Children	188	295	63.7%	61.6%	62.3%	59.8%
% of FP17s for the same patient ID Re-attending between 3 & 9 months - Adults	535	845	63.3%	52.9%	53.3%	52.1%
% of FP17s for Band 1 Urgent Courses	75	959	7.8%	9.3%	9.7%	9.2%
% of FP17s Relating to Free Repair or Replacements	3	959	0.3%	0.5%	0.6%	0.7%
% of FP17s Relating to Continuations	5	959	0.5%	0.7%	0.8%	0.8%
% of Patients satisfied with the dentistry they have received	0	0	N/A	93.6%	93.4%	93.4%
% of Patients satisfied with the time they had to wait for an appointment	0	0	N/A	89.3%	86.8%	87.6%

* This is based on patients treated on this contract for their most recent course of treatment. Figures in italics indicate the base number of FP17s or Patient Questionnaire responses are less than 100. N/A is shown where the base number of responses is less than 10 during the period. % is calculated as Quantity/Base number*100

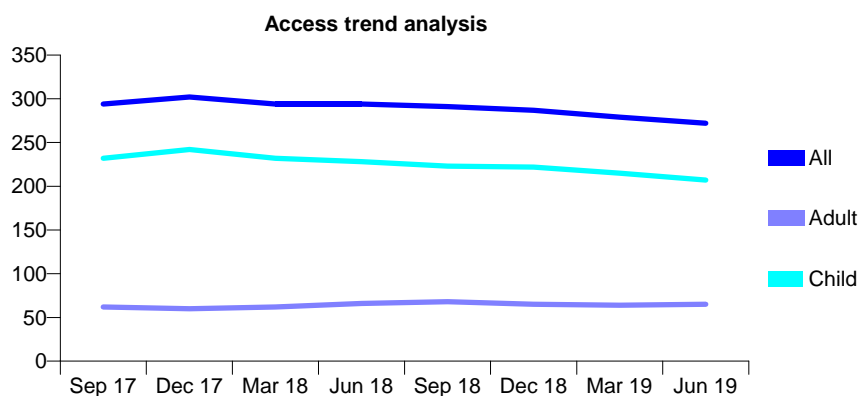
Q68 - Vital Signs At a Glance Contract Report for 148245/0001 - June 2019

Name or company name	Donovan's Dental Practice Limited
Contract type name	GDS Contract
Purpose of contract	General
Contract start date	01/04/2011
Contract end date	

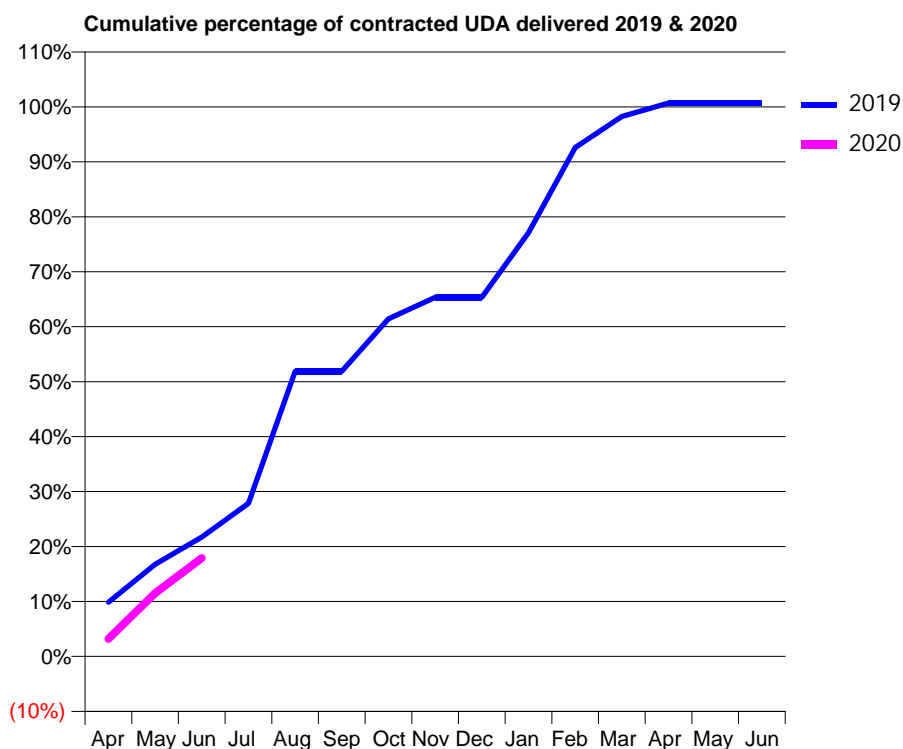
19/20 Contracted general activity (UDA)	408
Carry forward general activity (UDA)	0
19/20 Contracted orthodontic activity (UOA)	0
Carry forward orthodontic activity (UOA)	0
Baseline contract value	£9,970.57

ACCESS*

Patients seen in 24 months	Total	Change since previous quarter
Quarter ending June 2018	294	
Quarter ending September 2018	291	↓
Quarter ending December 2018	287	↓
Quarter ending March 2019	279	↓
Quarter ending June 2019	272	↓
Variance since June 2018	(7.5%)	↓



ACTIVITY



Month	Adjusted Scheduled Activity (UDA)	
	2019	2020
April	40	13
May	68	47
June	89	73
July	114	
August	212	
September	212	
October	251	
November	267	
December	267	
January	315	
February	378	
March	401	
April	411	
May	411	
June	411	

QUALITY

	Quantity	Base Number	Contract	AT	Region	England
% of FP17s for the same patient ID Re-attending within 3 months - Children	5	47	10.6%	8.9%	10.6%	11.4%
% of FP17s for the same patient ID Re-attending within 3 months - Adults	0	5	0.0%	14.9%	15.2%	15.4%
% of FP17s for the same patient ID Re-attending between 3 & 9 months - Children	9	47	19.1%	61.6%	62.3%	59.8%
% of FP17s for the same patient ID Re-attending between 3 & 9 months - Adults	1	5	20.0%	52.9%	53.3%	52.1%
% of FP17s for Band 1 Urgent Courses	0	47	0.0%	9.3%	9.7%	9.2%
% of FP17s Relating to Free Repair or Replacements	0	47	0.0%	0.5%	0.6%	0.7%
% of FP17s Relating to Continuations	1	47	2.1%	0.7%	0.8%	0.8%
% of Patients satisfied with the dentistry they have received	0	0	N/A	93.6%	93.4%	93.4%
% of Patients satisfied with the time they had to wait for an appointment	0	0	N/A	89.3%	86.8%	87.6%

* This is based on patients treated on this contract for their most recent course of treatment. Figures in italics indicate the base number of FP17s or Patient Questionnaire responses are less than 100. N/A is shown where the base number of responses is less than 10 during the period. % is calculated as Quantity/Base number*100

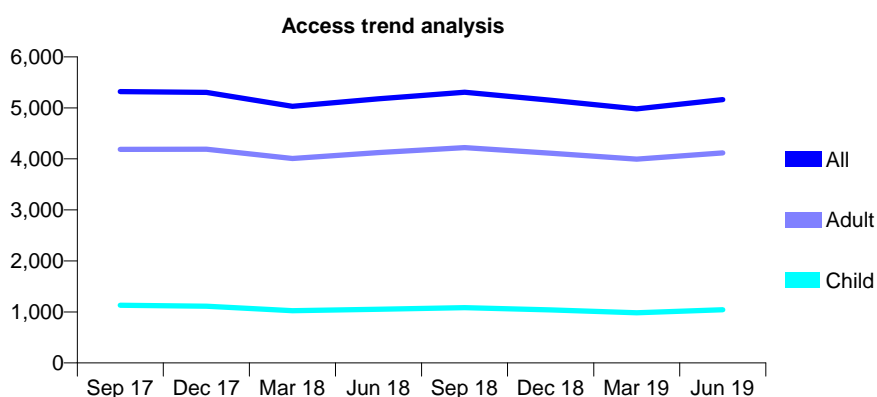
Q68 - Vital Signs At a Glance Contract Report for 148539/0001 - June 2019

Name or company name	Mr A Patel and Ms P Patel
Contract type name	GDS Contract
Purpose of contract	General
Contract start date	01/12/2013
Contract end date	

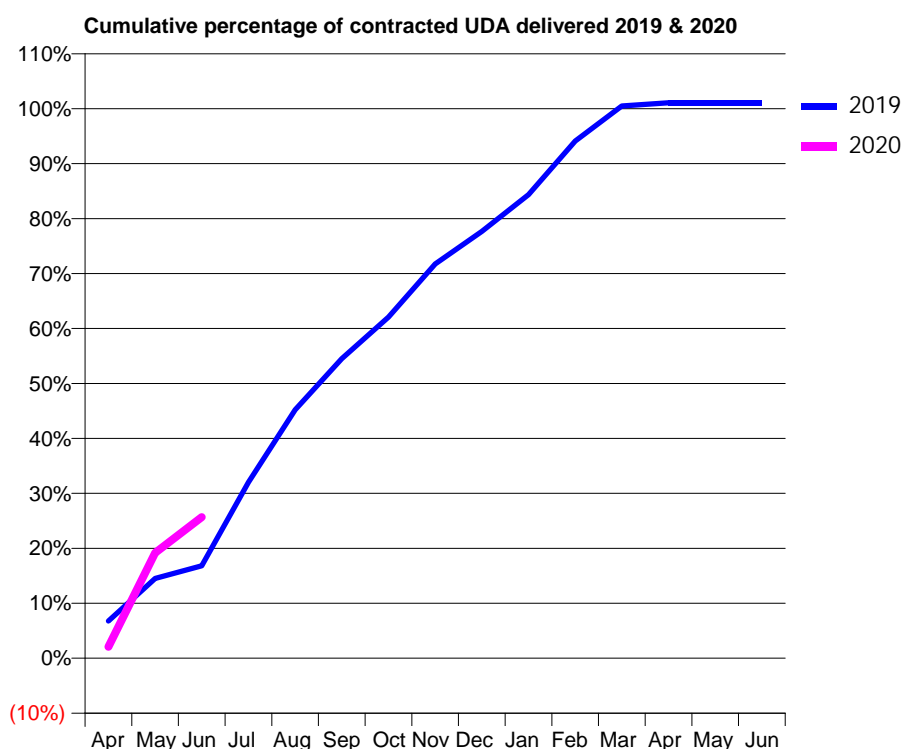
19/20 Contracted general activity (UDA)	11,952
Carry forward general activity (UDA)	0
19/20 Contracted orthodontic activity (UOA)	0
Carry forward orthodontic activity (UOA)	0
Baseline contract value	£296,262.78

ACCESS*

Patients seen in 24 months	Total	Change since previous quarter
Quarter ending June 2018	5,177	
Quarter ending September 2018	5,306	↑
Quarter ending December 2018	5,150	↓
Quarter ending March 2019	4,980	↓
Quarter ending June 2019	5,162	↑
Variance since June 2018	(0.3%)	→



ACTIVITY



Month	2019	2020
April	811	252
May	1,736	2,294
June	2,013	3,071
July	3,828	
August	5,405	
September	6,516	
October	7,420	
November	8,574	
December	9,281	
January	10,079	
February	11,246	
March	12,010	
April	12,079	
May	12,078	
June	12,078	

QUALITY

	Quantity	Base Number	Contract	AT	Region	England
% of FP17s for the same patient ID Re-attending within 3 months - Children	27	413	6.5%	8.9%	10.6%	11.4%
% of FP17s for the same patient ID Re-attending within 3 months - Adults	201	1,482	13.6%	14.9%	15.2%	15.4%
% of FP17s for the same patient ID Re-attending between 3 & 9 months - Children	236	413	57.1%	61.6%	62.3%	59.8%
% of FP17s for the same patient ID Re-attending between 3 & 9 months - Adults	759	1,482	51.2%	52.9%	53.3%	52.1%
% of FP17s for Band 1 Urgent Courses	164	1,571	10.4%	9.3%	9.7%	9.2%
% of FP17s Relating to Free Repair or Replacements	30	1,571	1.9%	0.5%	0.6%	0.7%
% of FP17s Relating to Continuations	9	1,571	0.6%	0.7%	0.8%	0.8%
% of Patients satisfied with the dentistry they have received	0	0	N/A	93.6%	93.4%	93.4%
% of Patients satisfied with the time they had to wait for an appointment	0	0	N/A	89.3%	86.8%	87.6%

* This is based on patients treated on this contract for their most recent course of treatment.

Figures in italics indicate the base number of FP17s or Patient Questionnaire responses are less than 100. N/A is shown where the base number of responses is less than 10 during the period. % is calculated as Quantity/Base number*100

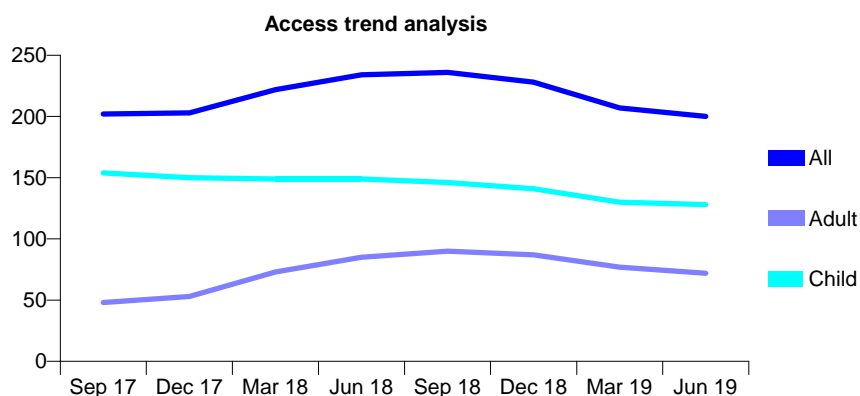
Q68 - Vital Signs At a Glance Contract Report for 150207/0001 - June 2019

Name or company name	Church House Dental Practice Limited
Contract type name	GDS Contract
Purpose of contract	General
Contract start date	01/11/2009
Contract end date	

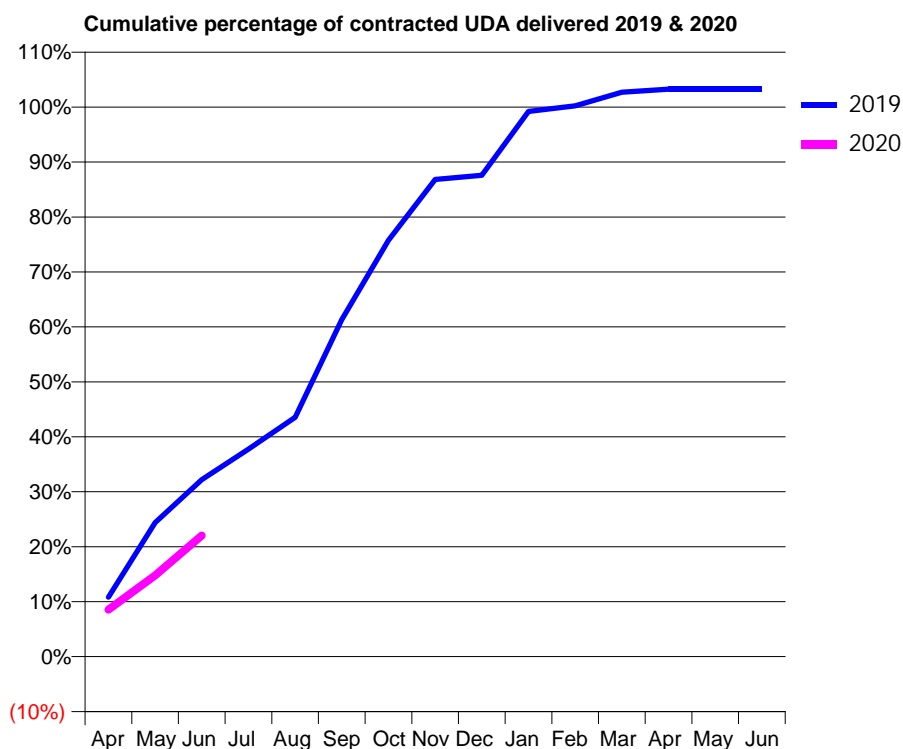
19/20 Contracted general activity (UDA)	400
Carry forward general activity (UDA)	0
19/20 Contracted orthodontic activity (UOA)	0
Carry forward orthodontic activity (UOA)	0
Baseline contract value	£10,238.23

ACCESS*

Patients seen in 24 months	Total	Change since previous quarter
Quarter ending June 2018	234	
Quarter ending September 2018	236	→
Quarter ending December 2018	228	↓
Quarter ending March 2019	207	↓
Quarter ending June 2019	200	↓
Variance since June 2018	(14.5%)	↓



ACTIVITY



Month	Adjusted Scheduled Activity (UDA)	
	2019	2020
April	43	34
May	98	59
June	129	88
July	151	
August	174	
September	245	
October	303	
November	347	
December	350	
January	397	
February	401	
March	411	
April	413	
May	413	
June	413	

QUALITY

	Quantity	Base Number	Contract	AT	Region	England
% of FP17s for the same patient ID Re-attending within 3 months - Children	2	55	3.6%	8.9%	10.6%	11.4%
% of FP17s for the same patient ID Re-attending within 3 months - Adults	0	12	0.0%	14.9%	15.2%	15.4%
% of FP17s for the same patient ID Re-attending between 3 & 9 months - Children	39	55	70.9%	61.6%	62.3%	59.8%
% of FP17s for the same patient ID Re-attending between 3 & 9 months - Adults	10	12	83.3%	52.9%	53.3%	52.1%
% of FP17s for Band 1 Urgent Courses	1	65	1.5%	9.3%	9.7%	9.2%
% of FP17s Relating to Free Repair or Replacements	0	65	0.0%	0.5%	0.6%	0.7%
% of FP17s Relating to Continuations	0	65	0.0%	0.7%	0.8%	0.8%
% of Patients satisfied with the dentistry they have received	0	0	N/A	93.6%	93.4%	93.4%
% of Patients satisfied with the time they had to wait for an appointment	0	0	N/A	89.3%	86.8%	87.6%

* This is based on patients treated on this contract for their most recent course of treatment. Figures in italics indicate the base number of FP17s or Patient Questionnaire responses are less than 100. N/A is shown where the base number of responses is less than 10 during the period. % is calculated as Quantity/Base number*100

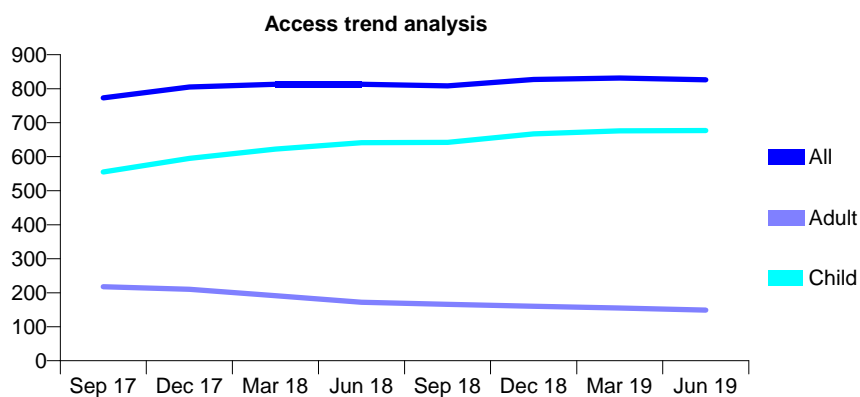
Q68 - Vital Signs At a Glance Contract Report for 153516/0001 - June 2019

Name or company name	Amirreza Farahani
Contract type name	GDS Contract
Purpose of contract	General
Contract start date	21/02/2015
Contract end date	

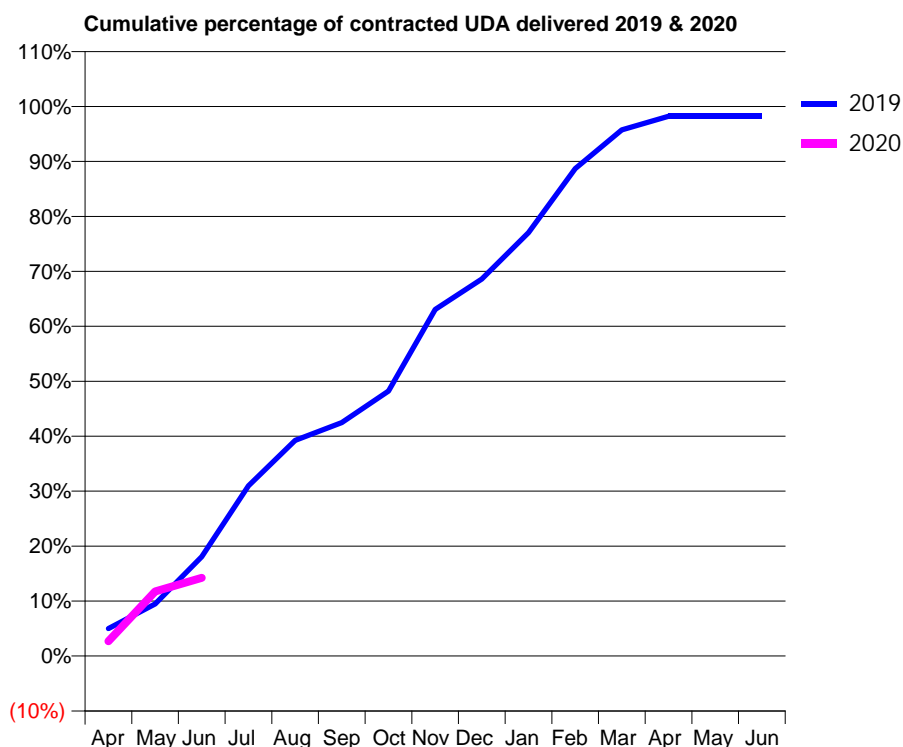
19/20 Contracted general activity (UDA)	1,700
Carry forward general activity (UDA)	0
19/20 Contracted orthodontic activity (UOA)	0
Carry forward orthodontic activity (UOA)	0
Baseline contract value	£45,321.00

ACCESS*

Patients seen in 24 months	Total	Change since previous quarter
Quarter ending June 2018	813	
Quarter ending September 2018	808	→
Quarter ending December 2018	827	↑
Quarter ending March 2019	831	→
Quarter ending June 2019	826	→
Variance since June 2018	1.6%	→



ACTIVITY



Month	Adjusted Scheduled Activity (UDA)	
	2019	2020
April	85	46
May	161	200
June	307	242
July	527	
August	667	
September	722	
October	820	
November	1,072	
December	1,166	
January	1,310	
February	1,508	
March	1,628	
April	1,670	
May	1,670	
June	1,670	

QUALITY

	Quantity	Base Number	Contract	AT	Region	England
% of FP17s for the same patient ID Re-attending within 3 months - Children	4	155	2.6%	8.9%	10.6%	11.4%
% of FP17s for the same patient ID Re-attending within 3 months - Adults	1	17	5.9%	14.9%	15.2%	15.4%
% of FP17s for the same patient ID Re-attending between 3 & 9 months - Children	100	155	64.5%	61.6%	62.3%	59.8%
% of FP17s for the same patient ID Re-attending between 3 & 9 months - Adults	11	17	64.7%	52.9%	53.3%	52.1%
% of FP17s for Band 1 Urgent Courses	5	148	3.4%	9.3%	9.7%	9.2%
% of FP17s Relating to Free Repair or Replacements	0	148	0.0%	0.5%	0.6%	0.7%
% of FP17s Relating to Continuations	0	148	0.0%	0.7%	0.8%	0.8%
% of Patients satisfied with the dentistry they have received	2	2	N/A	93.6%	93.4%	93.4%
% of Patients satisfied with the time they had to wait for an appointment	2	2	N/A	89.3%	86.8%	87.6%

* This is based on patients treated on this contract for their most recent course of treatment. Figures in italics indicate the base number of FP17s or Patient Questionnaire responses are less than 100. N/A is shown where the base number of responses is less than 10 during the period. % is calculated as Quantity/Base number*100

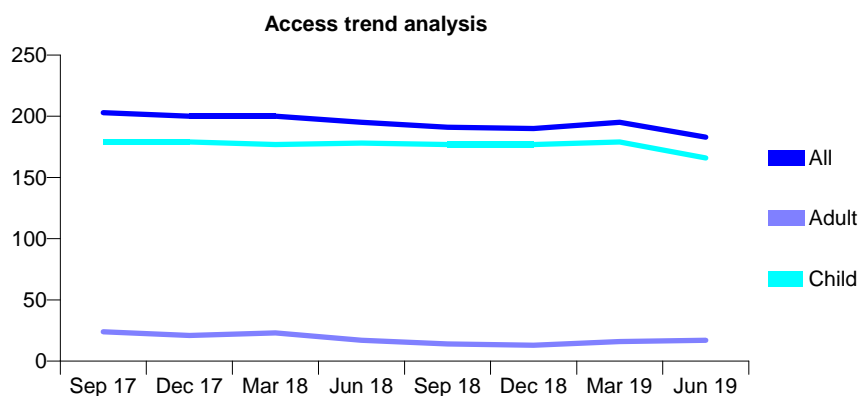
Q68 - Vital Signs At a Glance Contract Report for 153974/0001 - June 2019

Name or company name	Phillip Price Ltd
Contract type name	GDS Contract
Purpose of contract	General
Contract start date	01/04/2007
Contract end date	

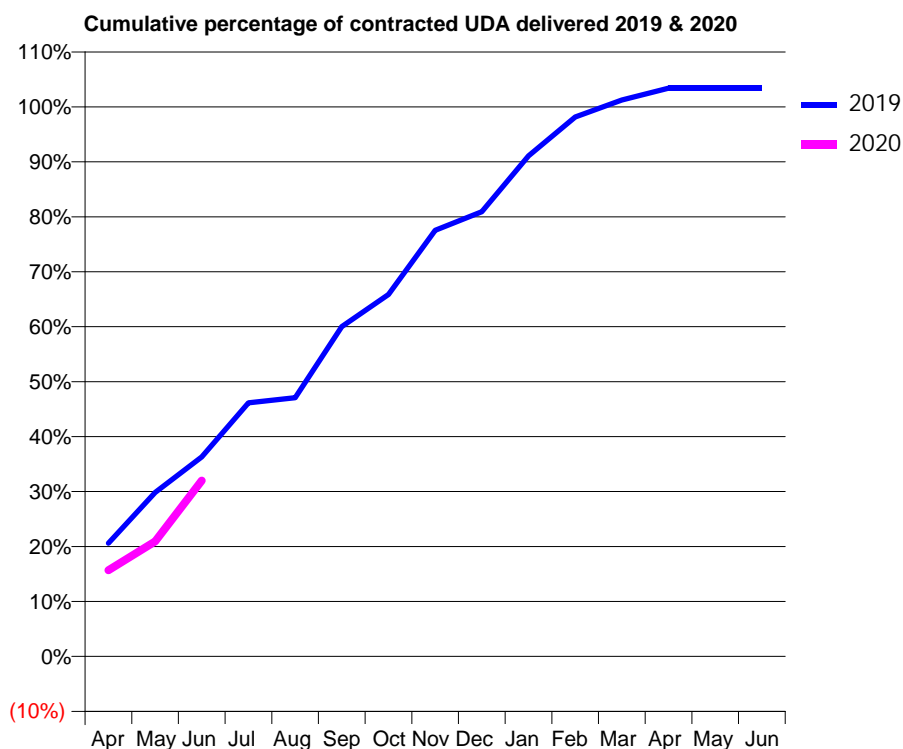
19/20 Contracted general activity (UDA)	325
Carry forward general activity (UDA)	0
19/20 Contracted orthodontic activity (UOA)	0
Carry forward orthodontic activity (UOA)	0
Baseline contract value	£7,227.43

ACCESS*

Patients seen in 24 months	Total	Change since previous quarter
Quarter ending June 2018	195	
Quarter ending September 2018	191	↓
Quarter ending December 2018	190	→
Quarter ending March 2019	195	↑
Quarter ending June 2019	183	↓
Variance since June 2018	(6.2%)	↓



ACTIVITY



Month	Adjusted Scheduled Activity (UDA)	
	2019	2020
April	67	51
May	97	68
June	118	104
July	150	
August	153	
September	195	
October	214	
November	252	
December	263	
January	296	
February	319	
March	329	
April	336	
May	336	
June	336	

QUALITY

	Quantity	Base Number	Contract	AT	Region	England
% of FP17s for the same patient ID Re-attending within 3 months - Children	3	91	3.3%	8.9%	10.6%	11.4%
% of FP17s for the same patient ID Re-attending within 3 months - Adults	0	0	N/A	14.9%	15.2%	15.4%
% of FP17s for the same patient ID Re-attending between 3 & 9 months - Children	76	91	83.5%	61.6%	62.3%	59.8%
% of FP17s for the same patient ID Re-attending between 3 & 9 months - Adults	0	0	N/A	52.9%	53.3%	52.1%
% of FP17s for Band 1 Urgent Courses	0	81	0.0%	9.3%	9.7%	9.2%
% of FP17s Relating to Free Repair or Replacements	0	81	0.0%	0.5%	0.6%	0.7%
% of FP17s Relating to Continuations	0	81	0.0%	0.7%	0.8%	0.8%
% of Patients satisfied with the dentistry they have received	0	0	N/A	93.6%	93.4%	93.4%
% of Patients satisfied with the time they had to wait for an appointment	0	0	N/A	89.3%	86.8%	87.6%

* This is based on patients treated on this contract for their most recent course of treatment. Figures in italics indicate the base number of FP17s or Patient Questionnaire responses are less than 100. N/A is shown where the base number of responses is less than 10 during the period. % is calculated as Quantity/Base number*100

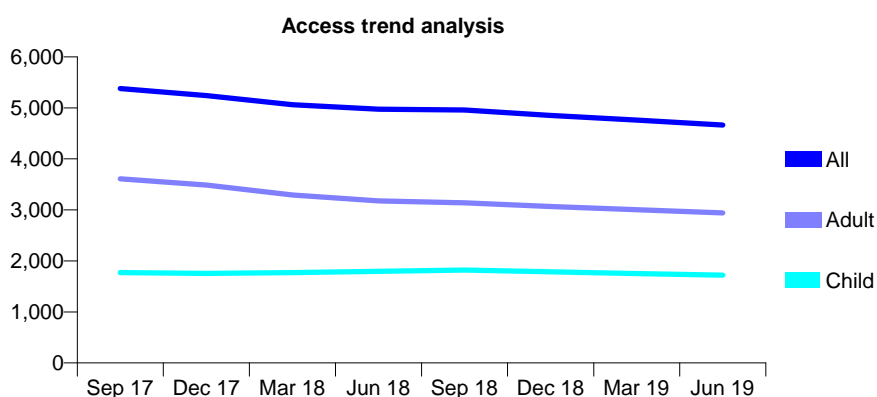
Q68 - Vital Signs At a Glance Contract Report for 154229/0001 - June 2019

Name or company name	Jonathan Lee
Contract type name	GDS Contract
Purpose of contract	General
Contract start date	11/03/2009
Contract end date	

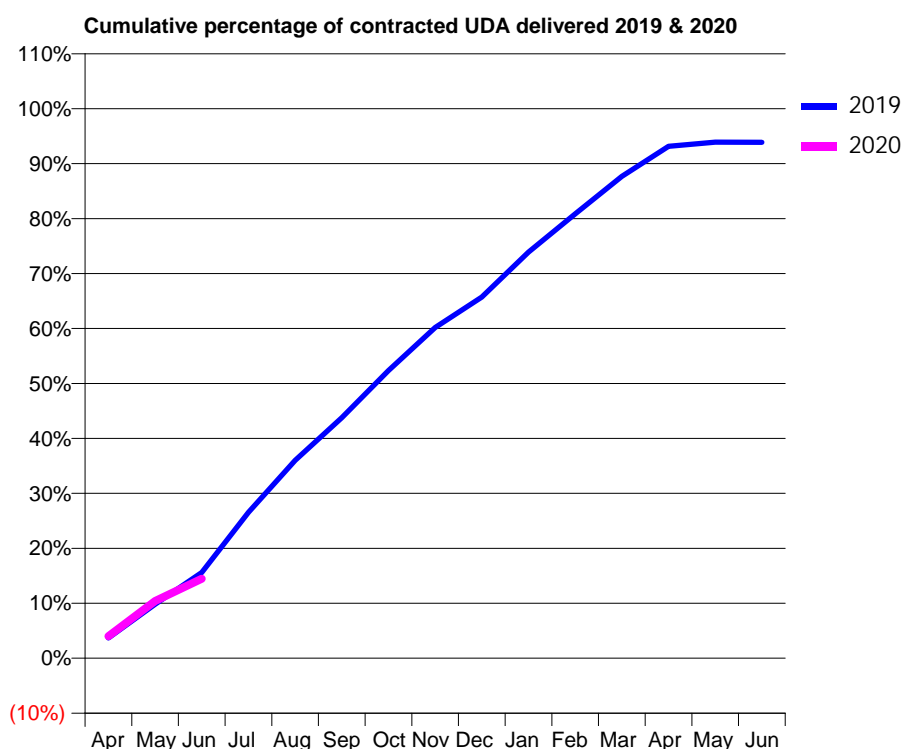
19/20 Contracted general activity (UDA)	12,000
Carry forward general activity (UDA)	0
19/20 Contracted orthodontic activity (UOA)	0
Carry forward orthodontic activity (UOA)	0
Baseline contract value	£331,553.84

ACCESS*

Patients seen in 24 months	Total	Change since previous quarter
Quarter ending June 2018	4,974	
Quarter ending September 2018	4,958	→
Quarter ending December 2018	4,852	↓
Quarter ending March 2019	4,759	↓
Quarter ending June 2019	4,664	↓
Variance since June 2018	(6.2%)	↓



ACTIVITY



Adjusted Scheduled Activity (UDA)		
Month	2019	2020
April	440	483
May	1,181	1,252
June	1,870	1,736
July	3,188	
August	4,319	
September	5,252	
October	6,283	
November	7,220	
December	7,887	
January	8,870	
February	9,701	
March	10,521	
April	11,177	
May	11,267	
June	11,264	

QUALITY

	Quantity	Base Number	Contract	AT	Region	England
% of FP17s for the same patient ID Re-attending within 3 months - Children	59	638	9.2%	8.9%	10.6%	11.4%
% of FP17s for the same patient ID Re-attending within 3 months - Adults	95	863	11.0%	14.9%	15.2%	15.4%
% of FP17s for the same patient ID Re-attending between 3 & 9 months - Children	395	638	61.9%	61.6%	62.3%	59.8%
% of FP17s for the same patient ID Re-attending between 3 & 9 months - Adults	442	863	51.2%	52.9%	53.3%	52.1%
% of FP17s for Band 1 Urgent Courses	86	1,127	7.6%	9.3%	9.7%	9.2%
% of FP17s Relating to Free Repair or Replacements	5	1,127	0.4%	0.5%	0.6%	0.7%
% of FP17s Relating to Continuations	0	1,127	0.0%	0.7%	0.8%	0.8%
% of Patients satisfied with the dentistry they have received	4	5	N/A	93.6%	93.4%	93.4%
% of Patients satisfied with the time they had to wait for an appointment	4	5	N/A	89.3%	86.8%	87.6%

* This is based on patients treated on this contract for their most recent course of treatment. Figures in italics indicate the base number of FP17s or Patient Questionnaire responses are less than 100. N/A is shown where the base number of responses is less than 10 during the period. % is calculated as Quantity/Base number*100

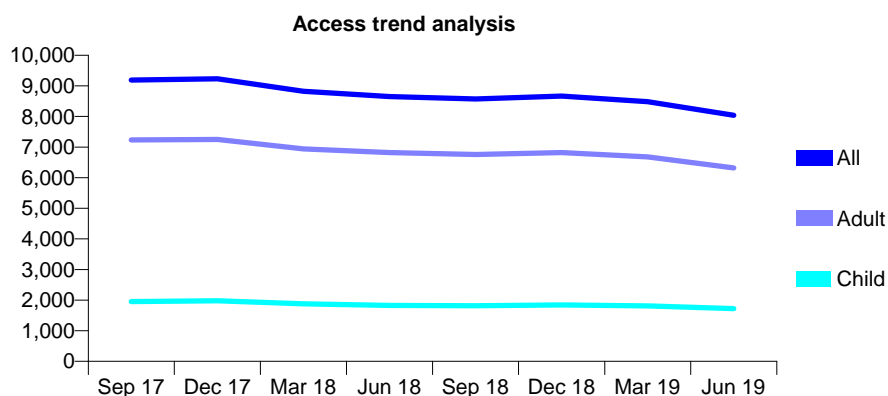
Q68 - Vital Signs At a Glance Contract Report for 156329/0001 - June 2019

Name or company name	Little London Dental Care Limited
Contract type name	GDS Contract
Purpose of contract	General
Contract start date	01/01/2008
Contract end date	

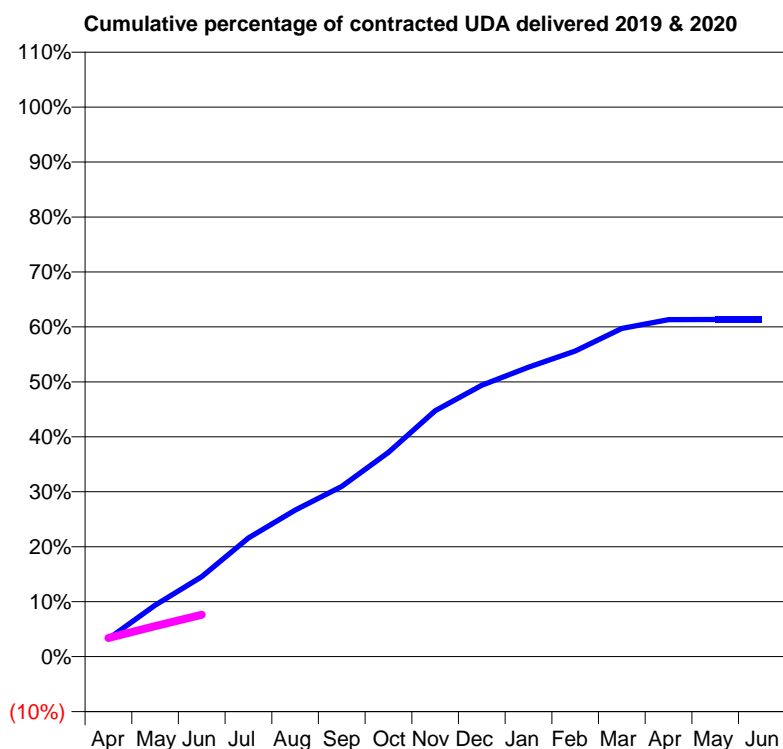
19/20 Contracted general activity (UDA)	37,500
Carry forward general activity (UDA)	0
19/20 Contracted orthodontic activity (UOA)	0
Carry forward orthodontic activity (UOA)	0
Baseline contract value	£915,440.50

ACCESS*

Patients seen in 24 months	Total	Change since previous quarter
Quarter ending June 2018	8,650	
Quarter ending September 2018	8,575	→
Quarter ending December 2018	8,663	→
Quarter ending March 2019	8,487	↓
Quarter ending June 2019	8,043	↓
Variance since June 2018	(7.0%)	↓



ACTIVITY



Month	Adjusted Scheduled Activity (UDA)	
	2019	2020
April	1,223	1,282
May	3,520	2,081
June	5,456	2,865
July	8,105	
August	9,999	
September	11,620	
October	13,948	
November	16,788	
December	18,515	
January	19,756	
February	20,855	
March	22,392	
April	22,987	
May	23,005	
June	23,013	

QUALITY

	Quantity	Base Number	Contract	AT	Region	England
% of FP17s for the same patient ID Re-attending within 3 months - Children	19	378	5.0%	8.9%	10.6%	11.4%
% of FP17s for the same patient ID Re-attending within 3 months - Adults	153	1,212	12.6%	14.9%	15.2%	15.4%
% of FP17s for the same patient ID Re-attending between 3 & 9 months - Children	204	378	54.0%	61.6%	62.3%	59.8%
% of FP17s for the same patient ID Re-attending between 3 & 9 months - Adults	699	1,212	57.7%	52.9%	53.3%	52.1%
% of FP17s for Band 1 Urgent Courses	181	1,275	14.2%	9.3%	9.7%	9.2%
% of FP17s Relating to Free Repair or Replacements	11	1,275	0.9%	0.5%	0.6%	0.7%
% of FP17s Relating to Continuations	16	1,275	1.3%	0.7%	0.8%	0.8%
% of Patients satisfied with the dentistry they have received	1	1	N/A	93.6%	93.4%	93.4%
% of Patients satisfied with the time they had to wait for an appointment	1	1	N/A	89.3%	86.8%	87.6%

* This is based on patients treated on this contract for their most recent course of treatment. Figures in italics indicate the base number of FP17s or Patient Questionnaire responses are less than 100. N/A is shown where the base number of responses is less than 10 during the period. % is calculated as Quantity/Base number*100

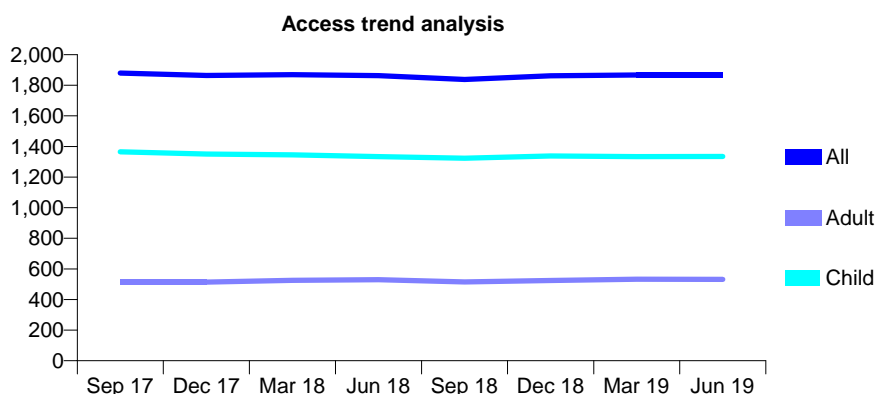
Q68 - Vital Signs At a Glance Contract Report for 156981/0001 - June 2019

Name or company name	Mr M Mawjee & Mr M Ali
Contract type name	GDS Contract
Purpose of contract	General
Contract start date	01/10/2008
Contract end date	

19/20 Contracted general activity (UDA)	4,610
Carry forward general activity (UDA)	0
19/20 Contracted orthodontic activity (UOA)	0
Carry forward orthodontic activity (UOA)	0
Baseline contract value	£106,054.59

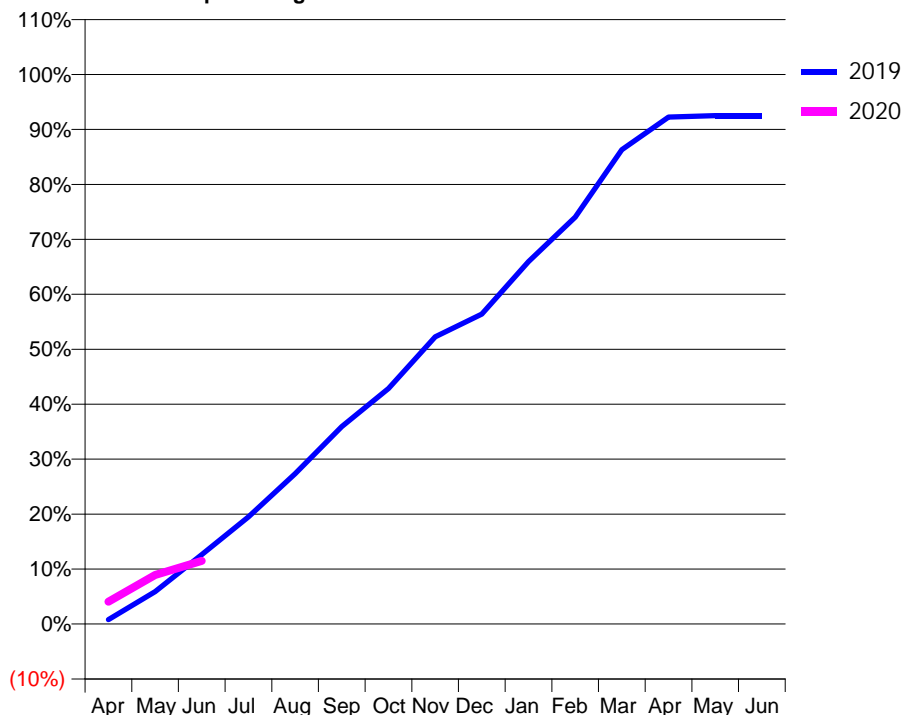
ACCESS*

Patients seen in 24 months	Total	Change since previous quarter
Quarter ending June 2018	1,863	
Quarter ending September 2018	1,838	↓
Quarter ending December 2018	1,862	→
Quarter ending March 2019	1,867	→
Quarter ending June 2019	1,867	→
Variance since June 2018	0.2%	→



ACTIVITY

Cumulative percentage of contracted UDA delivered 2019 & 2020



Adjusted Scheduled Activity (UDA)

Month	2019	2020
April	37	187
May	273	412
June	583	530
July	899	
August	1,262	
September	1,657	
October	1,976	
November	2,409	
December	2,600	
January	3,040	
February	3,413	
March	3,978	
April	4,252	
May	4,264	
June	4,265	

QUALITY

	Quantity	Base Number	Contract	AT	Region	England
% of FP17s for the same patient ID Re-attending within 3 months - Children	18	328	5.5%	8.9%	10.6%	11.4%
% of FP17s for the same patient ID Re-attending within 3 months - Adults	17	116	14.7%	14.9%	15.2%	15.4%
% of FP17s for the same patient ID Re-attending between 3 & 9 months - Children	203	328	61.9%	61.6%	62.3%	59.8%
% of FP17s for the same patient ID Re-attending between 3 & 9 months - Adults	71	116	61.2%	52.9%	53.3%	52.1%
% of FP17s for Band 1 Urgent Courses	23	332	6.9%	9.3%	9.7%	9.2%
% of FP17s Relating to Free Repair or Replacements	0	332	0.0%	0.5%	0.6%	0.7%
% of FP17s Relating to Continuations	0	332	0.0%	0.7%	0.8%	0.8%
% of Patients satisfied with the dentistry they have received	0	1	N/A	93.6%	93.4%	93.4%
% of Patients satisfied with the time they had to wait for an appointment	0	1	N/A	89.3%	86.8%	87.6%

* This is based on patients treated on this contract for their most recent course of treatment.

Figures in italics indicate the base number of FP17s or Patient Questionnaire responses are less than 100. N/A is shown where the base number of responses is less than 10 during the period. % is calculated as Quantity/Base number*100

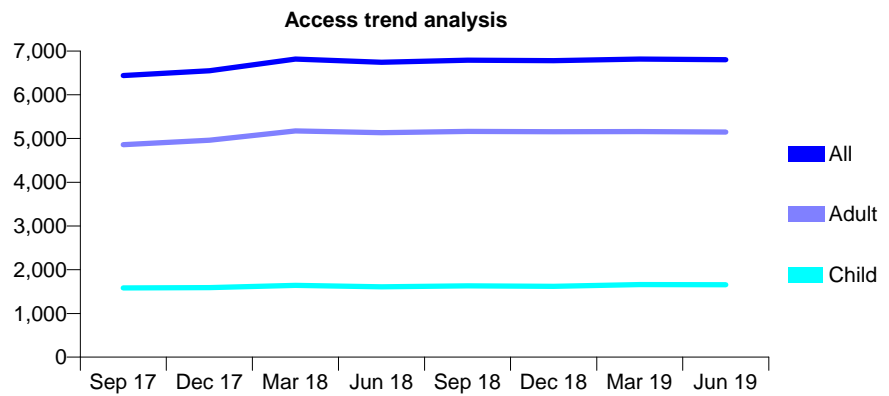
Q68 - Vital Signs At a Glance Contract Report for 157163/0001 - June 2019

Name or company name	Chichester Smiles Dental Practice Ltd
Contract type name	GDS Contract
Purpose of contract	General
Contract start date	01/12/2007
Contract end date	

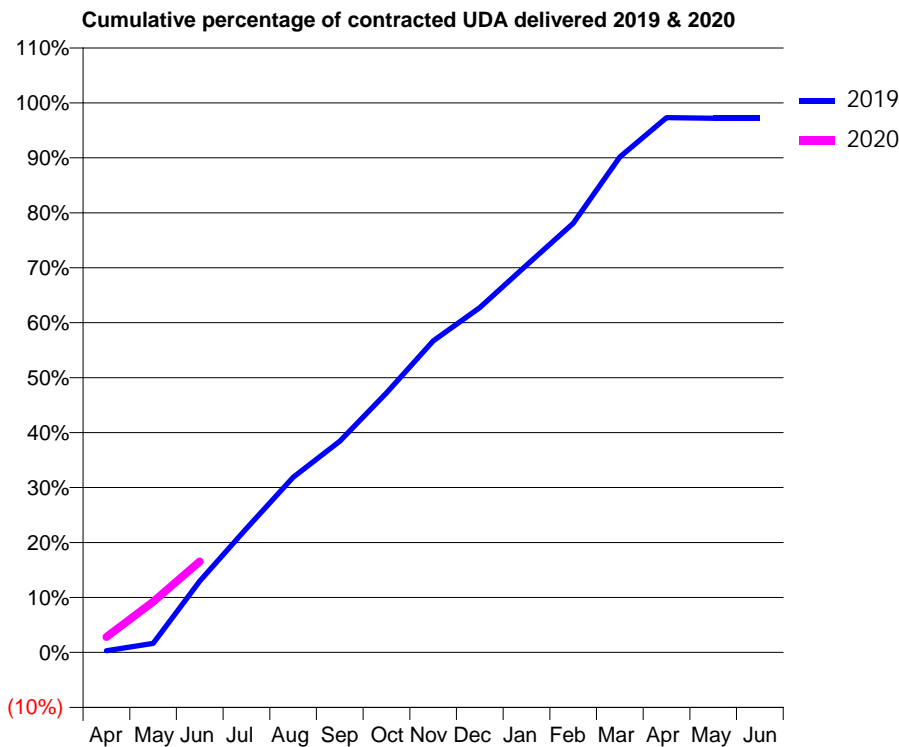
19/20 Contracted general activity (UDA)	18,324
Carry forward general activity (UDA)	0
19/20 Contracted orthodontic activity (UOA)	0
Carry forward orthodontic activity (UOA)	0
Baseline contract value	£526,316.17

ACCESS*

Patients seen in 24 months	Total	Change since previous quarter
Quarter ending June 2018	6,741	
Quarter ending September 2018	6,790	→
Quarter ending December 2018	6,778	→
Quarter ending March 2019	6,819	→
Quarter ending June 2019	6,803	→
Variance since June 2018	0.9%	→



ACTIVITY



Month	Adjusted Scheduled Activity (UDA)	
	2019	2020
April	57	512
May	305	1,692
June	2,376	3,033
July	4,133	
August	5,841	
September	7,042	
October	8,653	
November	10,391	
December	11,497	
January	12,913	
February	14,313	
March	16,515	
April	17,828	
May	17,812	
June	17,811	

QUALITY

	Quantity	Base Number	Contract	AT	Region	England
% of FP17s for the same patient ID Re-attending within 3 months - Children	30	657	4.6%	8.9%	10.6%	11.4%
% of FP17s for the same patient ID Re-attending within 3 months - Adults	211	1,763	12.0%	14.9%	15.2%	15.4%
% of FP17s for the same patient ID Re-attending between 3 & 9 months - Children	466	657	70.9%	61.6%	62.3%	59.8%
% of FP17s for the same patient ID Re-attending between 3 & 9 months - Adults	1,093	1,763	62.0%	52.9%	53.3%	52.1%
% of FP17s for Band 1 Urgent Courses	160	1,831	8.7%	9.3%	9.7%	9.2%
% of FP17s Relating to Free Repair or Replacements	12	1,831	0.7%	0.5%	0.6%	0.7%
% of FP17s Relating to Continuations	2	1,831	0.1%	0.7%	0.8%	0.8%
% of Patients satisfied with the dentistry they have received	4	4	N/A	93.6%	93.4%	93.4%
% of Patients satisfied with the time they had to wait for an appointment	4	4	N/A	89.3%	86.8%	87.6%

* This is based on patients treated on this contract for their most recent course of treatment. Figures in italics indicate the base number of FP17s or Patient Questionnaire responses are less than 100. N/A is shown where the base number of responses is less than 10 during the period. % is calculated as Quantity/Base number*100

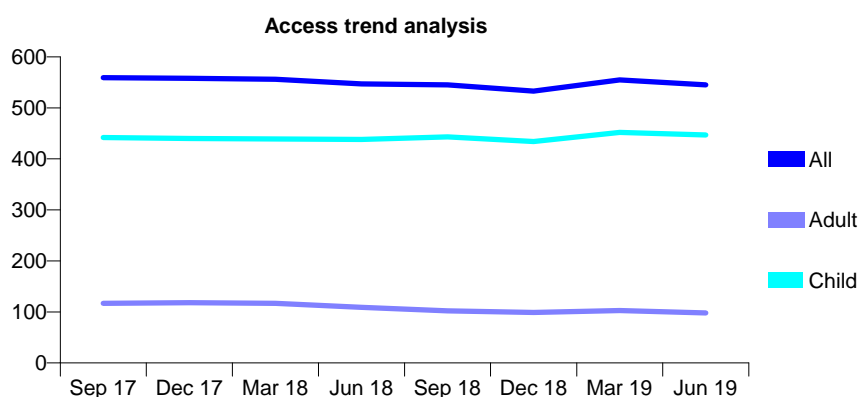
Q68 - Vital Signs At a Glance Contract Report for 157430/0001 - June 2019

Name or company name	Mr R Patel & Mr S Dhanoa
Contract type name	GDS Contract
Purpose of contract	General
Contract start date	24/12/2010
Contract end date	

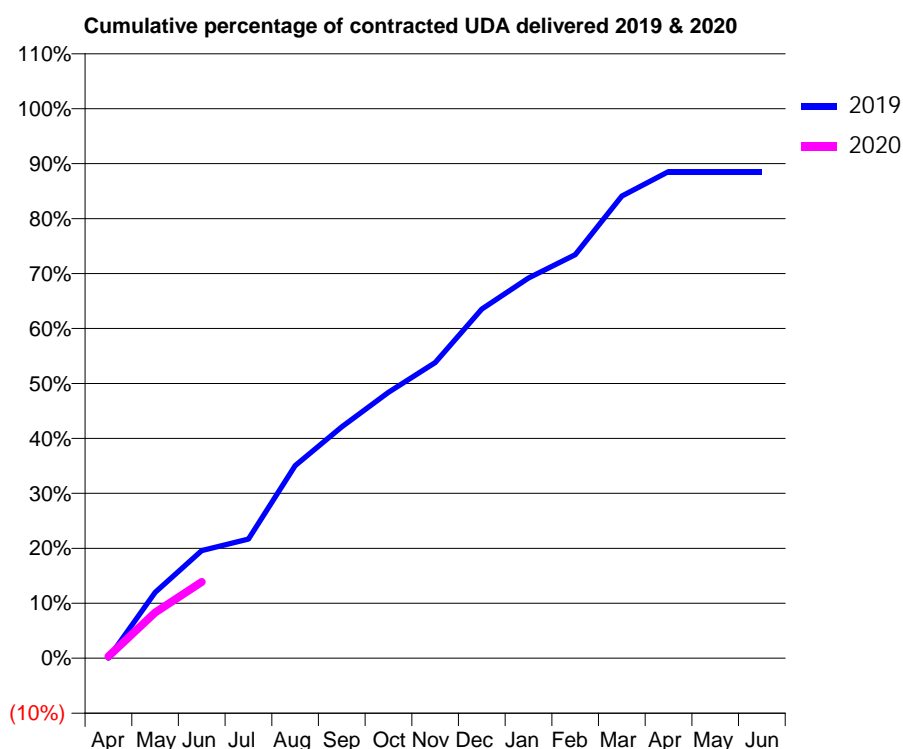
19/20 Contracted general activity (UDA)	1,200
Carry forward general activity (UDA)	0
19/20 Contracted orthodontic activity (UOA)	0
Carry forward orthodontic activity (UOA)	0
Baseline contract value	£28,914.55

ACCESS*

Patients seen in 24 months	Total	Change since previous quarter
Quarter ending June 2018	547	
Quarter ending September 2018	545	→
Quarter ending December 2018	533	↓
Quarter ending March 2019	555	↑
Quarter ending June 2019	545	↓
Variance since June 2018	(0.4%)	→



ACTIVITY



Month	2019	2020
April	0	4
May	144	100
June	235	167
July	260	
August	421	
September	505	
October	581	
November	646	
December	762	
January	830	
February	881	
March	1,009	
April	1,062	
May	1,062	
June	1,062	

QUALITY

	Quantity	Base Number	Contract	AT	Region	England
% of FP17s for the same patient ID Re-attending within 3 months - Children	6	166	3.6%	8.9%	10.6%	11.4%
% of FP17s for the same patient ID Re-attending within 3 months - Adults	0	11	0.0%	14.9%	15.2%	15.4%
% of FP17s for the same patient ID Re-attending between 3 & 9 months - Children	125	166	75.3%	61.6%	62.3%	59.8%
% of FP17s for the same patient ID Re-attending between 3 & 9 months - Adults	9	11	81.8%	52.9%	53.3%	52.1%
% of FP17s for Band 1 Urgent Courses	9	145	6.2%	9.3%	9.7%	9.2%
% of FP17s Relating to Free Repair or Replacements	0	145	0.0%	0.5%	0.6%	0.7%
% of FP17s Relating to Continuations	0	145	0.0%	0.7%	0.8%	0.8%
% of Patients satisfied with the dentistry they have received	0	0	N/A	93.6%	93.4%	93.4%
% of Patients satisfied with the time they had to wait for an appointment	0	0	N/A	89.3%	86.8%	87.6%

* This is based on patients treated on this contract for their most recent course of treatment.

Figures in italics indicate the base number of FP17s or Patient Questionnaire responses are less than 100. N/A is shown where the base number of responses is less than 10 during the period. % is calculated as Quantity/Base number*100

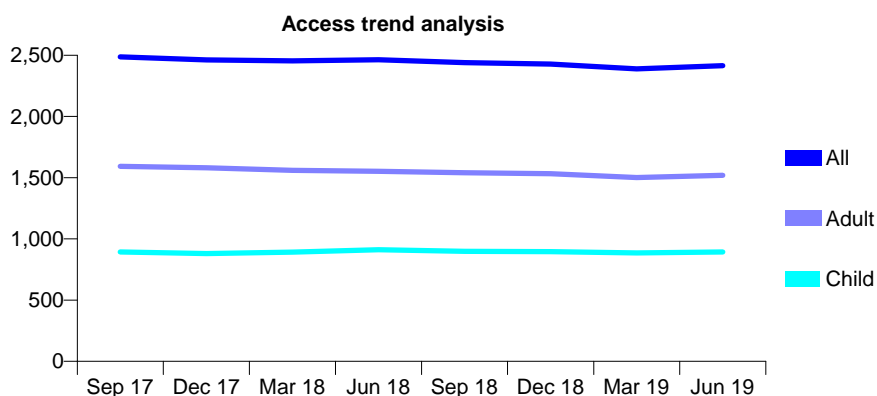
Q68 - Vital Signs At a Glance Contract Report for 157538/0001 - June 2019

Name or company name	Bewbush Dental Limited
Contract type name	GDS Contract
Purpose of contract	General
Contract start date	01/04/2015
Contract end date	

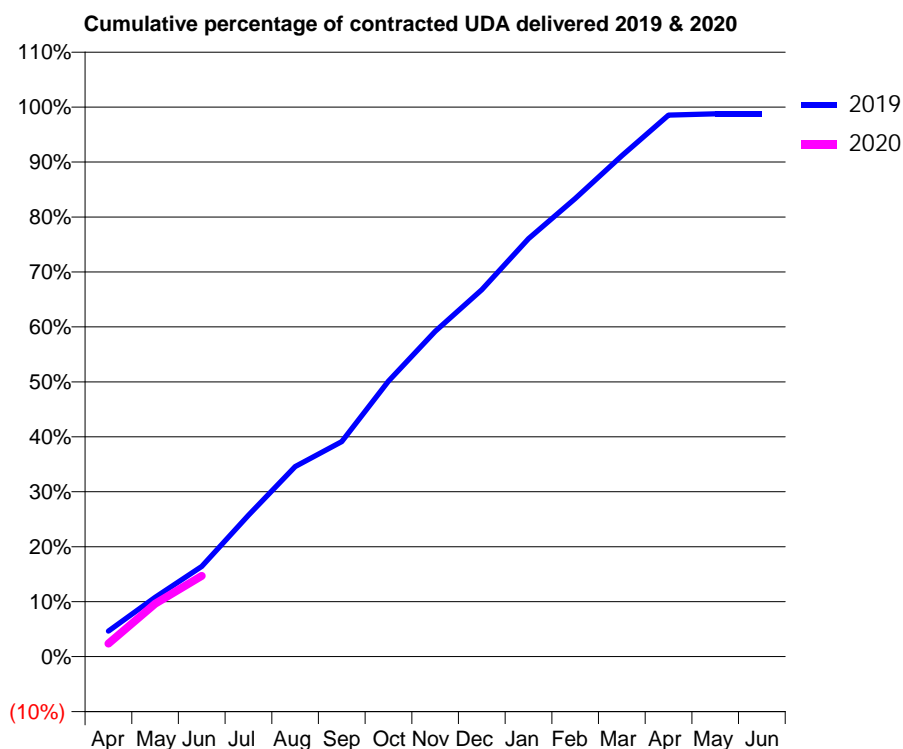
19/20 Contracted general activity (UDA)	5,265
Carry forward general activity (UDA)	0
19/20 Contracted orthodontic activity (UOA)	0
Carry forward orthodontic activity (UOA)	0
Baseline contract value	£135,017.15

ACCESS*

Patients seen in 24 months	Total	Change since previous quarter
Quarter ending June 2018	2,463	
Quarter ending September 2018	2,440	→
Quarter ending December 2018	2,428	→
Quarter ending March 2019	2,388	↓
Quarter ending June 2019	2,414	→
Variance since June 2018	(2.0%)	↓



ACTIVITY



Month	Adjusted Scheduled Activity (UDA)	
	2019	2020
April	245	126
May	568	507
June	864	773
July	1,355	
August	1,821	
September	2,060	
October	2,639	
November	3,117	
December	3,515	
January	4,004	
February	4,390	
March	4,798	
April	5,188	
May	5,201	
June	5,201	

QUALITY

	Quantity	Base Number	Contract	AT	Region	England
% of FP17s for the same patient ID Re-attending within 3 months - Children	29	391	7.4%	8.9%	10.6%	11.4%
% of FP17s for the same patient ID Re-attending within 3 months - Adults	72	525	13.7%	14.9%	15.2%	15.4%
% of FP17s for the same patient ID Re-attending between 3 & 9 months - Children	291	391	74.4%	61.6%	62.3%	59.8%
% of FP17s for the same patient ID Re-attending between 3 & 9 months - Adults	338	525	64.4%	52.9%	53.3%	52.1%
% of FP17s for Band 1 Urgent Courses	36	497	7.2%	9.3%	9.7%	9.2%
% of FP17s Relating to Free Repair or Replacements	1	497	0.2%	0.5%	0.6%	0.7%
% of FP17s Relating to Continuations	0	497	0.0%	0.7%	0.8%	0.8%
% of Patients satisfied with the dentistry they have received	1	1	N/A	93.6%	93.4%	93.4%
% of Patients satisfied with the time they had to wait for an appointment	1	1	N/A	89.3%	86.8%	87.6%

* This is based on patients treated on this contract for their most recent course of treatment. Figures in italics indicate the base number of FP17s or Patient Questionnaire responses are less than 100. N/A is shown where the base number of responses is less than 10 during the period. % is calculated as Quantity/Base number*100

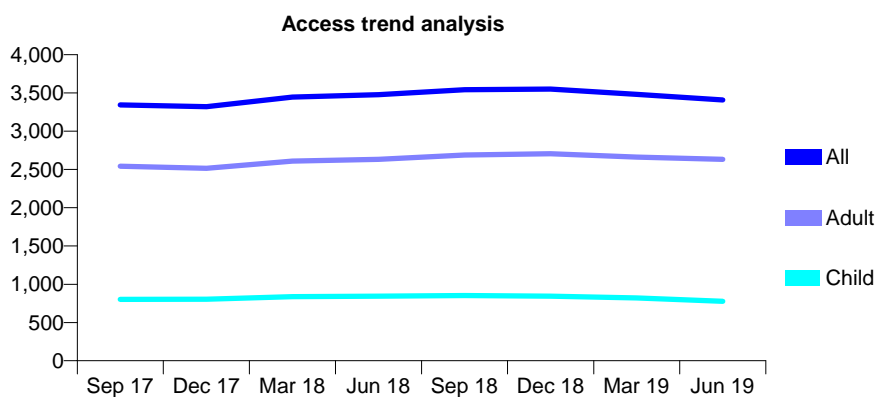
Q68 - Vital Signs At a Glance Contract Report for 158275/0001 - June 2019

Name or company name	Esmail Harunani and Murtaza Kanani
Contract type name	GDS Contract
Purpose of contract	General
Contract start date	01/10/2009
Contract end date	

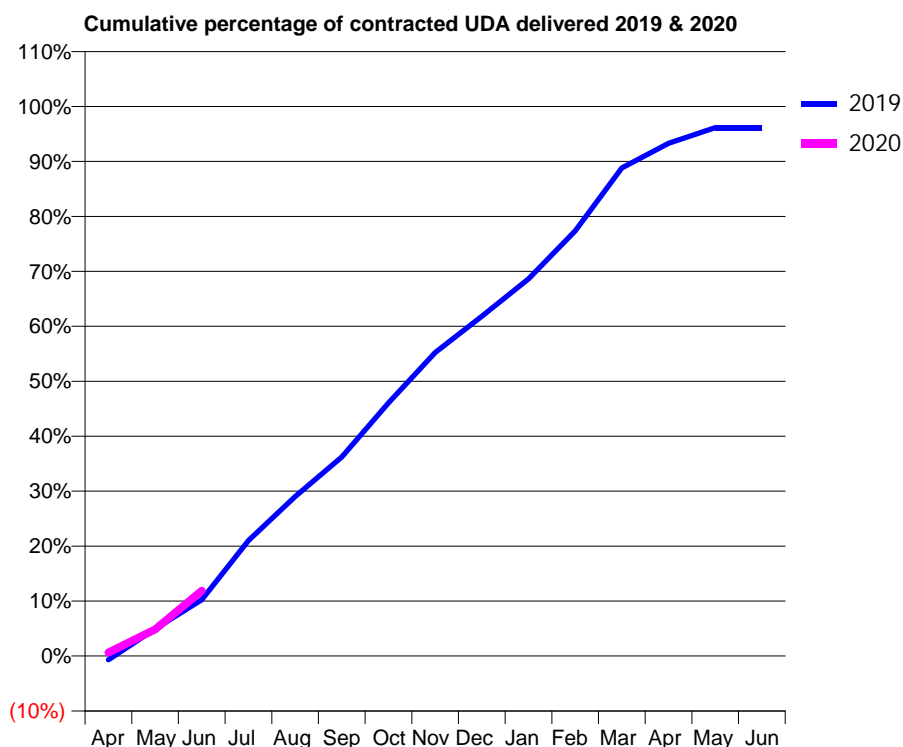
19/20 Contracted general activity (UDA)	10,150
Carry forward general activity (UDA)	0
19/20 Contracted orthodontic activity (UOA)	0
Carry forward orthodontic activity (UOA)	0
Baseline contract value	£248,407.91

ACCESS*

Patients seen in 24 months	Total	Change since previous quarter
Quarter ending June 2018	3,477	
Quarter ending September 2018	3,543	→
Quarter ending December 2018	3,550	→
Quarter ending March 2019	3,482	↓
Quarter ending June 2019	3,408	↓
Variance since June 2018	(2.0%)	↓



ACTIVITY



Month	Adjusted Scheduled Activity (UDA)	
	2019	2020
April	-74	62
May	501	491
June	1,041	1,207
July	2,135	
August	2,948	
September	3,677	
October	4,676	
November	5,605	
December	6,274	
January	6,966	
February	7,853	
March	9,014	
April	9,469	
May	9,761	
June	9,761	

QUALITY

	Quantity	Base Number	Contract	AT	Region	England
% of FP17s for the same patient ID Re-attending within 3 months - Children	11	186	5.9%	8.9%	10.6%	11.4%
% of FP17s for the same patient ID Re-attending within 3 months - Adults	98	648	15.1%	14.9%	15.2%	15.4%
% of FP17s for the same patient ID Re-attending between 3 & 9 months - Children	119	186	64.0%	61.6%	62.3%	59.8%
% of FP17s for the same patient ID Re-attending between 3 & 9 months - Adults	316	648	48.8%	52.9%	53.3%	52.1%
% of FP17s for Band 1 Urgent Courses	53	497	10.7%	9.3%	9.7%	9.2%
% of FP17s Relating to Free Repair or Replacements	3	497	0.6%	0.5%	0.6%	0.7%
% of FP17s Relating to Continuations	4	497	0.8%	0.7%	0.8%	0.8%
% of Patients satisfied with the dentistry they have received	3	3	N/A	93.6%	93.4%	93.4%
% of Patients satisfied with the time they had to wait for an appointment	3	3	N/A	89.3%	86.8%	87.6%

* This is based on patients treated on this contract for their most recent course of treatment. Figures in italics indicate the base number of FP17s or Patient Questionnaire responses are less than 100. N/A is shown where the base number of responses is less than 10 during the period. % is calculated as Quantity/Base number*100

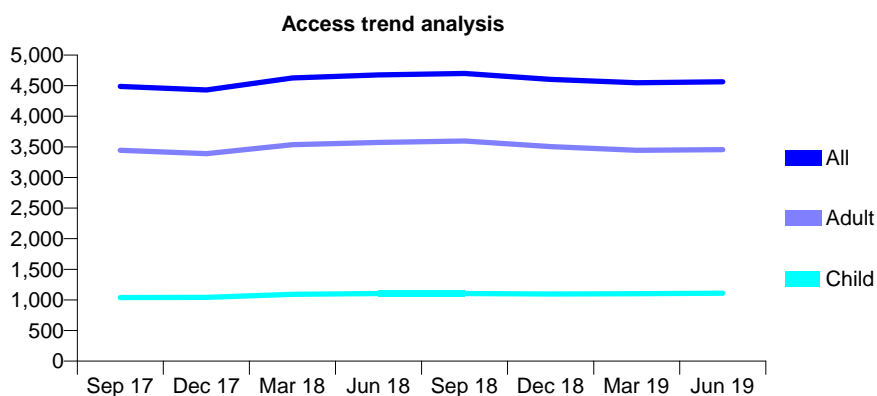
Q68 - Vital Signs At a Glance Contract Report for 158275/0002 - June 2019

Name or company name	Esmail Harunani and Murtaza Kanani
Contract type name	GDS Contract
Purpose of contract	General
Contract start date	01/10/2009
Contract end date	

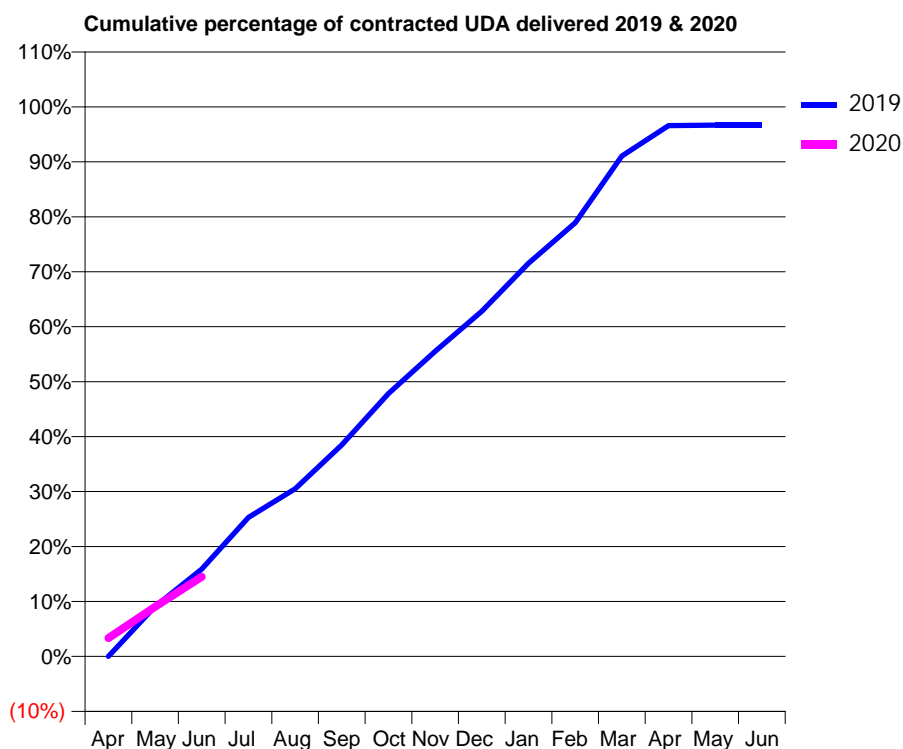
19/20 Contracted general activity (UDA)	13,900
Carry forward general activity (UDA)	0
19/20 Contracted orthodontic activity (UOA)	0
Carry forward orthodontic activity (UOA)	0
Baseline contract value	£338,401.46

ACCESS*

Patients seen in 24 months	Total	Change since previous quarter
Quarter ending June 2018	4,677	
Quarter ending September 2018	4,698	→
Quarter ending December 2018	4,603	↓
Quarter ending March 2019	4,548	↓
Quarter ending June 2019	4,563	→
Variance since June 2018	(2.4%)	↓



ACTIVITY



Month	Adjusted Scheduled Activity (UDA)	
	2019	2020
April	0	463
May	1,267	1,255
June	2,209	2,014
July	3,517	
August	4,240	
September	5,346	
October	6,651	
November	7,720	
December	8,728	
January	9,943	
February	10,968	
March	12,653	
April	13,425	
May	13,436	
June	13,438	

QUALITY

	Quantity	Base Number	Contract	AT	Region	England
% of FP17s for the same patient ID Re-attending within 3 months - Children	28	385	7.3%	8.9%	10.6%	11.4%
% of FP17s for the same patient ID Re-attending within 3 months - Adults	175	979	17.9%	14.9%	15.2%	15.4%
% of FP17s for the same patient ID Re-attending between 3 & 9 months - Children	212	385	55.1%	61.6%	62.3%	59.8%
% of FP17s for the same patient ID Re-attending between 3 & 9 months - Adults	474	979	48.4%	52.9%	53.3%	52.1%
% of FP17s for Band 1 Urgent Courses	125	893	14.0%	9.3%	9.7%	9.2%
% of FP17s Relating to Free Repair or Replacements	4	893	0.4%	0.5%	0.6%	0.7%
% of FP17s Relating to Continuations	2	893	0.2%	0.7%	0.8%	0.8%
% of Patients satisfied with the dentistry they have received	2	3	N/A	93.6%	93.4%	93.4%
% of Patients satisfied with the time they had to wait for an appointment	2	3	N/A	89.3%	86.8%	87.6%

* This is based on patients treated on this contract for their most recent course of treatment. Figures in italics indicate the base number of FP17s or Patient Questionnaire responses are less than 100. N/A is shown where the base number of responses is less than 10 during the period. % is calculated as Quantity/Base number*100

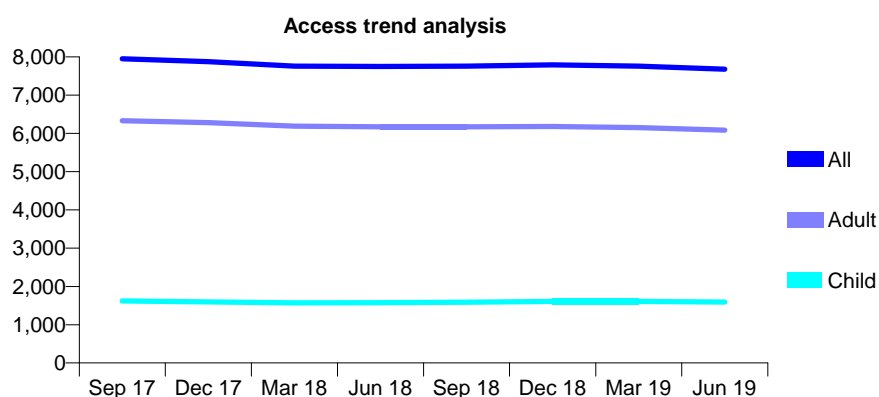
Q68 - Vital Signs At a Glance Contract Report for 160237/0001 - June 2019

Name or company name	Five Rivers Dental Ltd
Contract type name	GDS Contract
Purpose of contract	General
Contract start date	01/10/2008
Contract end date	

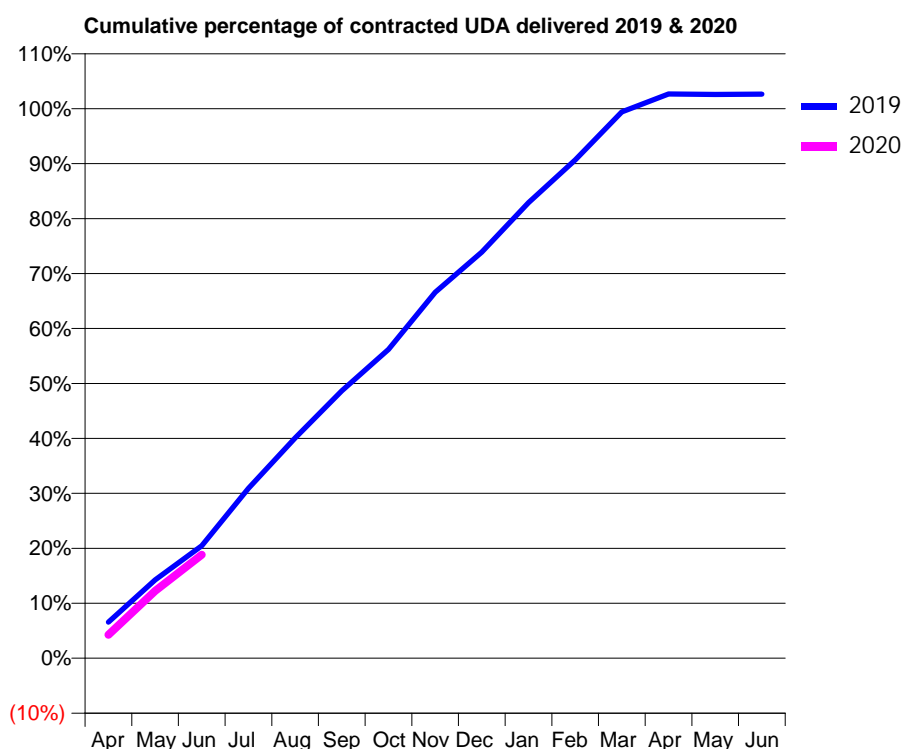
19/20 Contracted general activity (UDA)	22,127
Carry forward general activity (UDA)	0
19/20 Contracted orthodontic activity (UOA)	0
Carry forward orthodontic activity (UOA)	0
Baseline contract value	£614,084.62

ACCESS*

Patients seen in 24 months	Total	Change since previous quarter
Quarter ending June 2018	7,747	
Quarter ending September 2018	7,757	→
Quarter ending December 2018	7,789	→
Quarter ending March 2019	7,759	→
Quarter ending June 2019	7,677	↓
Variance since June 2018	(0.9%)	→



ACTIVITY



Month	2019	2020
April	1,451	941
May	3,152	2,707
June	4,531	4,165
July	6,836	
August	8,875	
September	10,763	
October	12,434	
November	14,735	
December	16,355	
January	18,347	
February	20,064	
March	21,998	
April	22,716	
May	22,700	
June	22,709	

QUALITY

	Quantity	Base Number	Contract	AT	Region	England
% of FP17s for the same patient ID Re-attending within 3 months - Children	41	708	5.8%	8.9%	10.6%	11.4%
% of FP17s for the same patient ID Re-attending within 3 months - Adults	230	2,118	10.9%	14.9%	15.2%	15.4%
% of FP17s for the same patient ID Re-attending between 3 & 9 months - Children	565	708	79.8%	61.6%	62.3%	59.8%
% of FP17s for the same patient ID Re-attending between 3 & 9 months - Adults	1,338	2,118	63.2%	52.9%	53.3%	52.1%
% of FP17s for Band 1 Urgent Courses	139	2,472	5.6%	9.3%	9.7%	9.2%
% of FP17s Relating to Free Repair or Replacements	15	2,472	0.6%	0.5%	0.6%	0.7%
% of FP17s Relating to Continuations	28	2,472	1.1%	0.7%	0.8%	0.8%
% of Patients satisfied with the dentistry they have received	4	4	N/A	93.6%	93.4%	93.4%
% of Patients satisfied with the time they had to wait for an appointment	4	4	N/A	89.3%	86.8%	87.6%

* This is based on patients treated on this contract for their most recent course of treatment.

Figures in italics indicate the base number of FP17s or Patient Questionnaire responses are less than 100. N/A is shown where the base number of responses is less than 10 during the period. % is calculated as Quantity/Base number*100

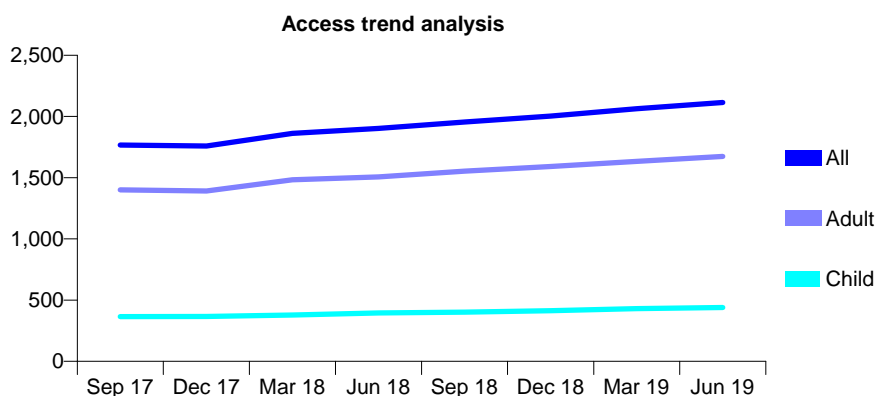
Q68 - Vital Signs At a Glance Contract Report for 160237/0002 - June 2019

Name or company name	Five Rivers Dental Ltd
Contract type name	GDS Contract
Purpose of contract	General
Contract start date	01/10/2008
Contract end date	

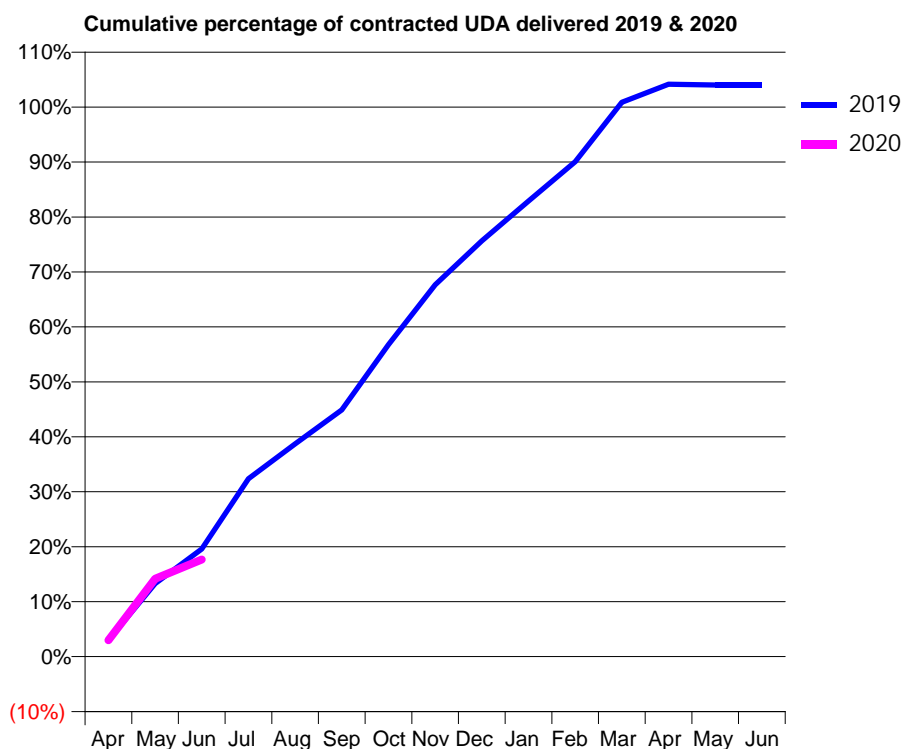
19/20 Contracted general activity (UDA)	4,800
Carry forward general activity (UDA)	0
19/20 Contracted orthodontic activity (UOA)	0
Carry forward orthodontic activity (UOA)	0
Baseline contract value	£138,347.68

ACCESS*

Patients seen in 24 months	Total	Change since previous quarter
Quarter ending June 2018	1,903	
Quarter ending September 2018	1,955	↑
Quarter ending December 2018	2,004	↑
Quarter ending March 2019	2,064	↑
Quarter ending June 2019	2,114	↑
Variance since June 2018	11.1%	↑



ACTIVITY



Month	Adjusted Scheduled Activity (UDA)	
	2019	2020
April	145	144
May	638	680
June	941	849
July	1,555	
August	1,858	
September	2,154	
October	2,725	
November	3,249	
December	3,631	
January	3,980	
February	4,323	
March	4,841	
April	4,998	
May	4,992	
June	4,992	

QUALITY

	Quantity	Base Number	Contract	AT	Region	England
% of FP17s for the same patient ID Re-attending within 3 months - Children	18	208	8.7%	8.9%	10.6%	11.4%
% of FP17s for the same patient ID Re-attending within 3 months - Adults	42	598	7.0%	14.9%	15.2%	15.4%
% of FP17s for the same patient ID Re-attending between 3 & 9 months - Children	147	208	70.7%	61.6%	62.3%	59.8%
% of FP17s for the same patient ID Re-attending between 3 & 9 months - Adults	417	598	69.7%	52.9%	53.3%	52.1%
% of FP17s for Band 1 Urgent Courses	19	531	3.6%	9.3%	9.7%	9.2%
% of FP17s Relating to Free Repair or Replacements	2	531	0.4%	0.5%	0.6%	0.7%
% of FP17s Relating to Continuations	2	531	0.4%	0.7%	0.8%	0.8%
% of Patients satisfied with the dentistry they have received	1	1	N/A	93.6%	93.4%	93.4%
% of Patients satisfied with the time they had to wait for an appointment	1	1	N/A	89.3%	86.8%	87.6%

* This is based on patients treated on this contract for their most recent course of treatment. Figures in italics indicate the base number of FP17s or Patient Questionnaire responses are less than 100. N/A is shown where the base number of responses is less than 10 during the period. % is calculated as Quantity/Base number*100

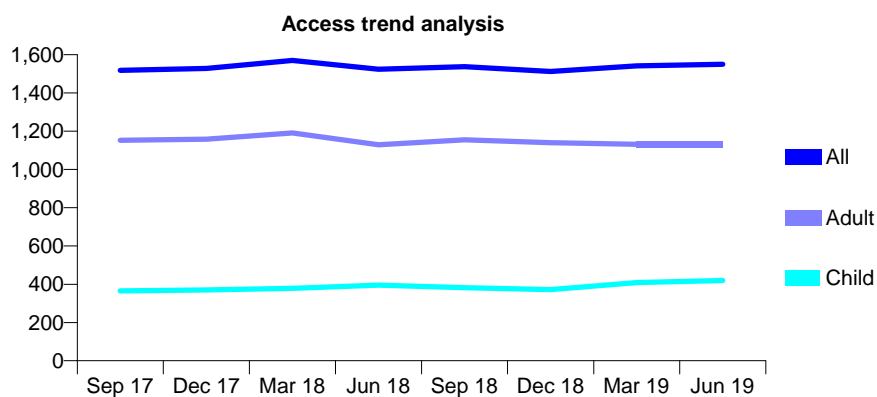
Q68 - Vital Signs At a Glance Contract Report for 160482/0001 - June 2019

Name or company name	Mr W Clinton, Mr Y Noorani and Miss M No
Contract type name	GDS Contract
Purpose of contract	General
Contract start date	01/11/2014
Contract end date	

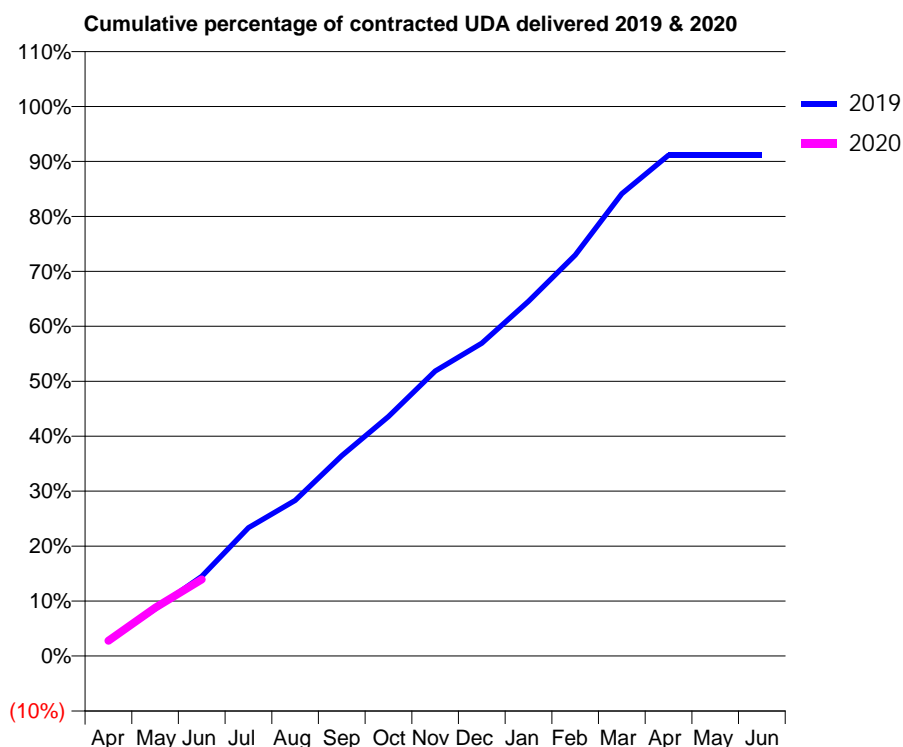
19/20 Contracted general activity (UDA)	6,187
Carry forward general activity (UDA)	0
19/20 Contracted orthodontic activity (UOA)	0
Carry forward orthodontic activity (UOA)	0
Baseline contract value	£146,063.56

ACCESS*

Patients seen in 24 months	Total	Change since previous quarter
Quarter ending June 2018	1,524	
Quarter ending September 2018	1,537	→
Quarter ending December 2018	1,512	↓
Quarter ending March 2019	1,541	→
Quarter ending June 2019	1,550	→
Variance since June 2018	1.7%	→



ACTIVITY



Month	Adjusted Scheduled Activity (UDA)	
	2019	2020
April	173	172
May	531	545
June	898	862
July	1,444	
August	1,753	
September	2,254	
October	2,698	
November	3,208	
December	3,521	
January	3,993	
February	4,513	
March	5,204	
April	5,639	
May	5,639	
June	5,639	

QUALITY

	Quantity	Base Number	Contract	AT	Region	England
% of FP17s for the same patient ID Re-attending within 3 months - Children	16	127	12.6%	8.9%	10.6%	11.4%
% of FP17s for the same patient ID Re-attending within 3 months - Adults	73	347	21.0%	14.9%	15.2%	15.4%
% of FP17s for the same patient ID Re-attending between 3 & 9 months - Children	63	127	49.6%	61.6%	62.3%	59.8%
% of FP17s for the same patient ID Re-attending between 3 & 9 months - Adults	181	347	52.2%	52.9%	53.3%	52.1%
% of FP17s for Band 1 Urgent Courses	46	359	12.8%	9.3%	9.7%	9.2%
% of FP17s Relating to Free Repair or Replacements	6	359	1.7%	0.5%	0.6%	0.7%
% of FP17s Relating to Continuations	2	359	0.6%	0.7%	0.8%	0.8%
% of Patients satisfied with the dentistry they have received	1	2	N/A	93.6%	93.4%	93.4%
% of Patients satisfied with the time they had to wait for an appointment	1	2	N/A	89.3%	86.8%	87.6%

* This is based on patients treated on this contract for their most recent course of treatment. Figures in italics indicate the base number of FP17s or Patient Questionnaire responses are less than 100. N/A is shown where the base number of responses is less than 10 during the period. % is calculated as Quantity/Base number*100

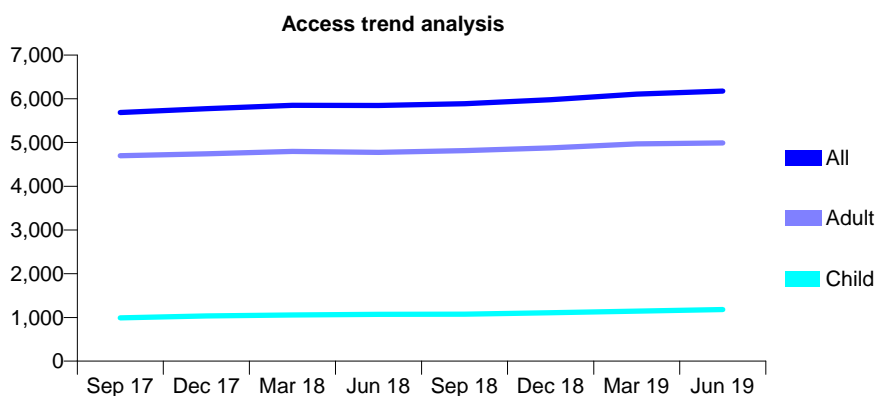
Q68 - Vital Signs At a Glance Contract Report for 161098/0001 - June 2019

Name or company name	Mr A Fridmann and Mr A Pangotra
Contract type name	GDS Contract
Purpose of contract	General
Contract start date	17/12/2012
Contract end date	

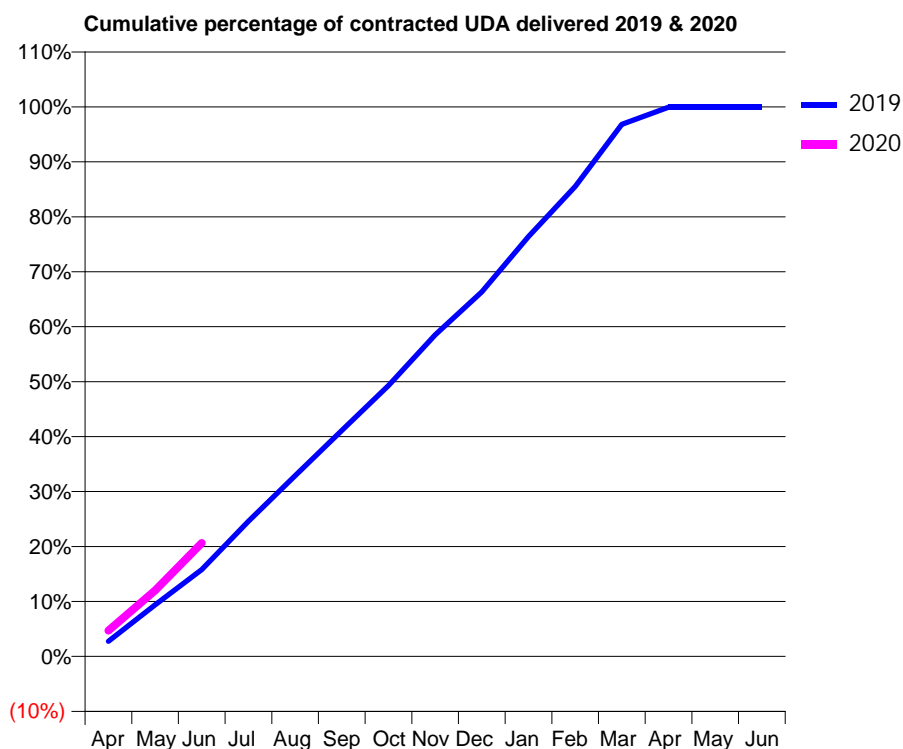
19/20 Contracted general activity (UDA)	18,150
Carry forward general activity (UDA)	0
19/20 Contracted orthodontic activity (UOA)	0
Carry forward orthodontic activity (UOA)	0
Baseline contract value	£554,346.67

ACCESS*

Patients seen in 24 months	Total	Change since previous quarter
Quarter ending June 2018	5,845	
Quarter ending September 2018	5,889	→
Quarter ending December 2018	5,981	→
Quarter ending March 2019	6,109	↑
Quarter ending June 2019	6,174	→
Variance since June 2018	5.6%	↑



ACTIVITY



Adjusted Scheduled Activity (UDA)		
Month	2019	2020
April	501	856
May	1,706	2,184
June	2,868	3,744
July	4,463	
August	5,970	
September	7,464	
October	8,948	
November	10,620	
December	12,040	
January	13,866	
February	15,521	
March	17,571	
April	18,138	
May	18,138	
June	18,138	

QUALITY

	Quantity	Base Number	Contract	AT	Region	England
% of FP17s for the same patient ID Re-attending within 3 months - Children	23	442	5.2%	8.9%	10.6%	11.4%
% of FP17s for the same patient ID Re-attending within 3 months - Adults	169	1,423	11.9%	14.9%	15.2%	15.4%
% of FP17s for the same patient ID Re-attending between 3 & 9 months - Children	269	442	60.9%	61.6%	62.3%	59.8%
% of FP17s for the same patient ID Re-attending between 3 & 9 months - Adults	553	1,423	38.9%	52.9%	53.3%	52.1%
% of FP17s for Band 1 Urgent Courses	139	1,629	8.5%	9.3%	9.7%	9.2%
% of FP17s Relating to Free Repair or Replacements	3	1,629	0.2%	0.5%	0.6%	0.7%
% of FP17s Relating to Continuations	14	1,629	0.9%	0.7%	0.8%	0.8%
% of Patients satisfied with the dentistry they have received	2	2	N/A	93.6%	93.4%	93.4%
% of Patients satisfied with the time they had to wait for an appointment	2	2	N/A	89.3%	86.8%	87.6%

* This is based on patients treated on this contract for their most recent course of treatment. Figures in italics indicate the base number of FP17s or Patient Questionnaire responses are less than 100. N/A is shown where the base number of responses is less than 10 during the period. % is calculated as Quantity/Base number*100

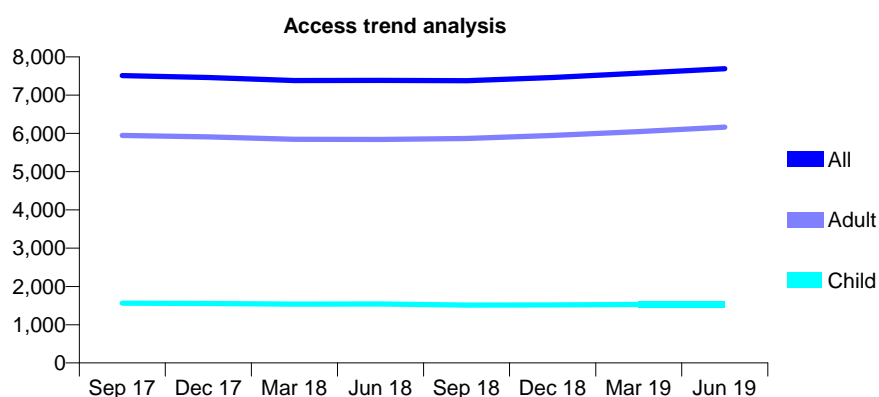
Q68 - Vital Signs At a Glance Contract Report for 161322/0001 - June 2019

Name or company name	Ilias Triantafyllou
Contract type name	GDS Contract
Purpose of contract	General
Contract start date	01/04/2008
Contract end date	

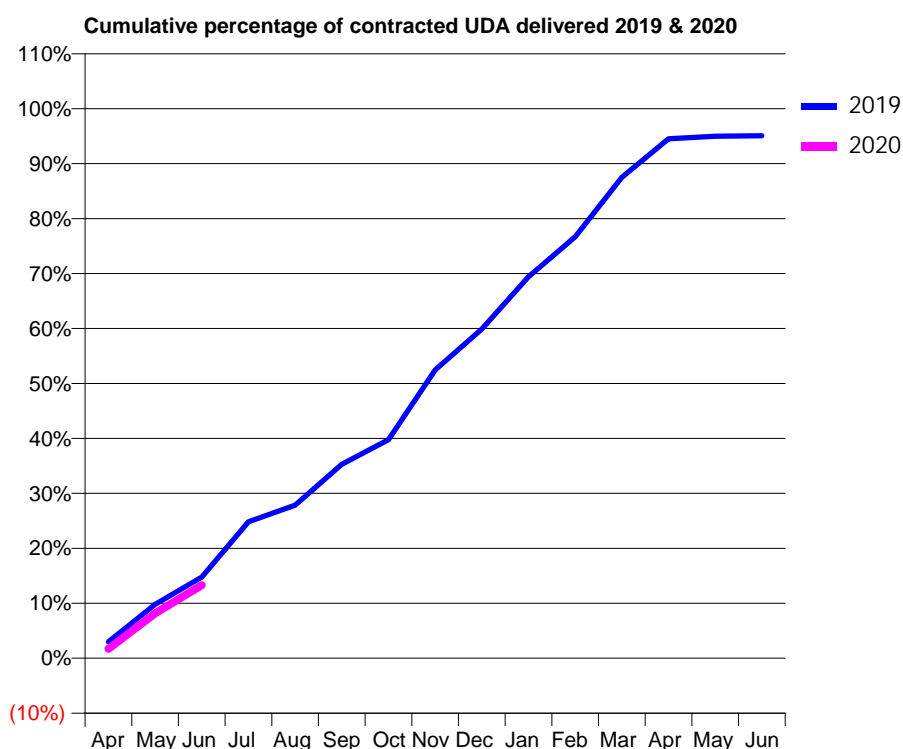
19/20 Contracted general activity (UDA)	25,769
Carry forward general activity (UDA)	0
19/20 Contracted orthodontic activity (UOA)	0
Carry forward orthodontic activity (UOA)	0
Baseline contract value	£757,085.48

ACCESS*

Patients seen in 24 months	Total	Change since previous quarter
Quarter ending June 2018	7,384	
Quarter ending September 2018	7,377	→
Quarter ending December 2018	7,462	→
Quarter ending March 2019	7,574	→
Quarter ending June 2019	7,693	→
Variance since June 2018	4.2%	↑



ACTIVITY



Month	2019	2020
April	773	443
May	2,532	2,105
June	3,801	3,427
July	6,398	
August	7,185	
September	9,090	
October	10,244	
November	13,517	
December	15,437	
January	17,886	
February	19,761	
March	22,545	
April	24,356	
May	24,471	
June	24,499	

QUALITY

	Quantity	Base Number	Contract	AT	Region	England
% of FP17s for the same patient ID Re-attending within 3 months - Children	47	550	8.5%	8.9%	10.6%	11.4%
% of FP17s for the same patient ID Re-attending within 3 months - Adults	336	1,843	18.2%	14.9%	15.2%	15.4%
% of FP17s for the same patient ID Re-attending between 3 & 9 months - Children	334	550	60.7%	61.6%	62.3%	59.8%
% of FP17s for the same patient ID Re-attending between 3 & 9 months - Adults	808	1,843	43.8%	52.9%	53.3%	52.1%
% of FP17s for Band 1 Urgent Courses	310	1,738	17.8%	9.3%	9.7%	9.2%
% of FP17s Relating to Free Repair or Replacements	7	1,738	0.4%	0.5%	0.6%	0.7%
% of FP17s Relating to Continuations	5	1,738	0.3%	0.7%	0.8%	0.8%
% of Patients satisfied with the dentistry they have received	3	3	N/A	93.6%	93.4%	93.4%
% of Patients satisfied with the time they had to wait for an appointment	3	3	N/A	89.3%	86.8%	87.6%

* This is based on patients treated on this contract for their most recent course of treatment.

Figures in italics indicate the base number of FP17s or Patient Questionnaire responses are less than 100. N/A is shown where the base number of responses is less than 10 during the period. % is calculated as Quantity/Base number*100

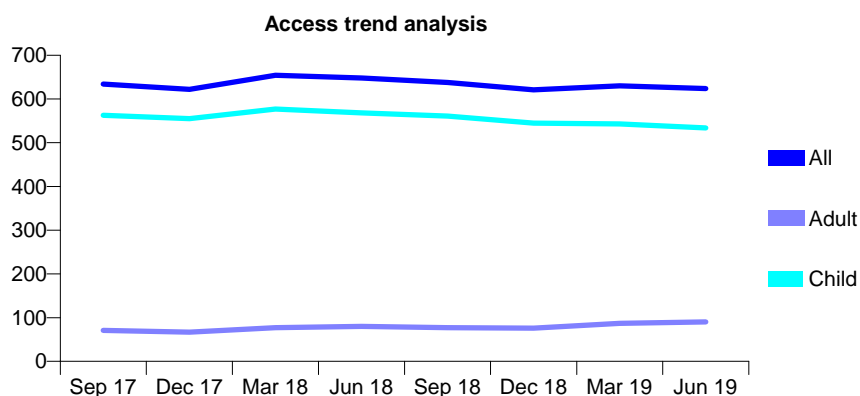
Q68 - Vital Signs At a Glance Contract Report for 162108/0001 - June 2019

Name or company name	Mr M Clery and Ms R Amlani
Contract type name	GDS Contract
Purpose of contract	General
Contract start date	01/04/2010
Contract end date	

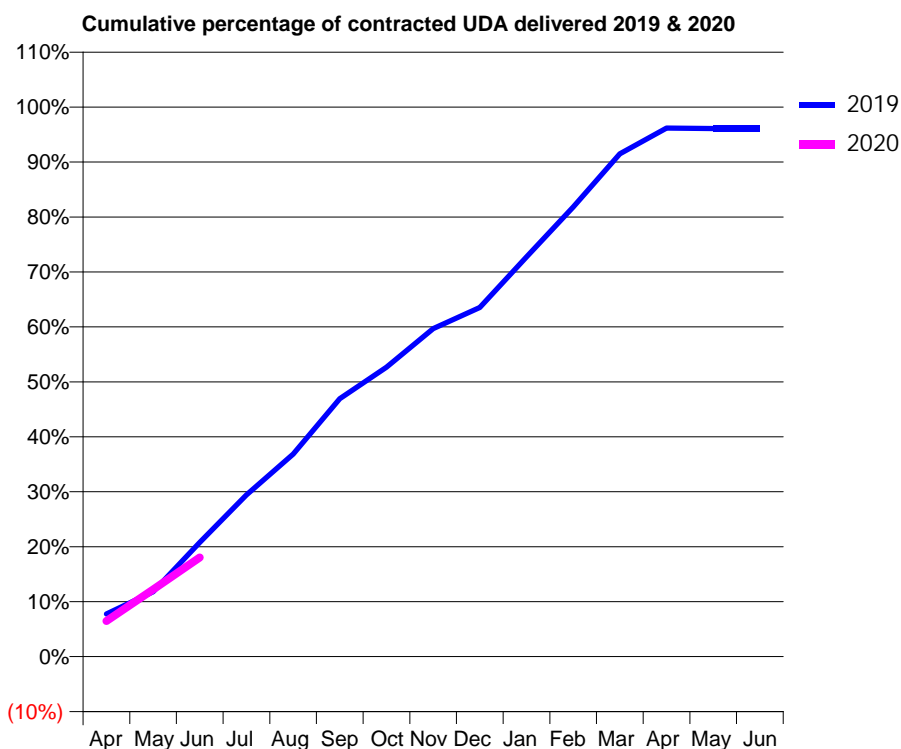
19/20 Contracted general activity (UDA)	1,170
Carry forward general activity (UDA)	0
19/20 Contracted orthodontic activity (UOA)	0
Carry forward orthodontic activity (UOA)	0
Baseline contract value	£30,849.73

ACCESS*

Patients seen in 24 months	Total	Change since previous quarter
Quarter ending June 2018	648	
Quarter ending September 2018	638	↓
Quarter ending December 2018	621	↓
Quarter ending March 2019	630	→
Quarter ending June 2019	624	→
Variance since June 2018	(3.7%)	↓



ACTIVITY



Month	Adjusted Scheduled Activity (UDA)	
	2019	2020
April	91	76
May	138	143
June	243	211
July	344	
August	431	
September	549	
October	616	
November	698	
December	743	
January	851	
February	957	
March	1,070	
April	1,125	
May	1,124	
June	1,124	

QUALITY

	Quantity	Base Number	Contract	AT	Region	England
% of FP17s for the same patient ID Re-attending within 3 months - Children	8	173	4.6%	8.9%	10.6%	11.4%
% of FP17s for the same patient ID Re-attending within 3 months - Adults	0	17	0.0%	14.9%	15.2%	15.4%
% of FP17s for the same patient ID Re-attending between 3 & 9 months - Children	119	173	68.8%	61.6%	62.3%	59.8%
% of FP17s for the same patient ID Re-attending between 3 & 9 months - Adults	7	17	41.2%	52.9%	53.3%	52.1%
% of FP17s for Band 1 Urgent Courses	0	167	0.0%	9.3%	9.7%	9.2%
% of FP17s Relating to Free Repair or Replacements	0	167	0.0%	0.5%	0.6%	0.7%
% of FP17s Relating to Continuations	0	167	0.0%	0.7%	0.8%	0.8%
% of Patients satisfied with the dentistry they have received	0	0	N/A	93.6%	93.4%	93.4%
% of Patients satisfied with the time they had to wait for an appointment	0	0	N/A	89.3%	86.8%	87.6%

* This is based on patients treated on this contract for their most recent course of treatment. Figures in italics indicate the base number of FP17s or Patient Questionnaire responses are less than 100. N/A is shown where the base number of responses is less than 10 during the period. % is calculated as Quantity/Base number*100

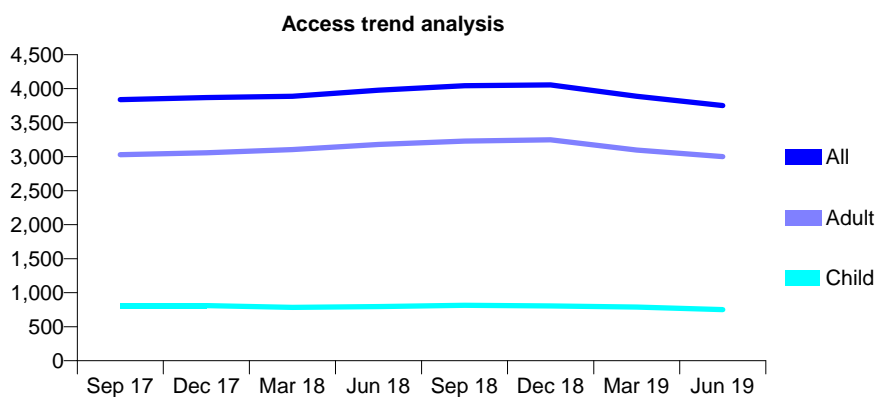
Q68 - Vital Signs At a Glance Contract Report for 162434/0001 - June 2019

Name or company name	Mr A Eyrumlu, Mr M Eyrumlu & Mr M Darab
Contract type name	GDS Contract
Purpose of contract	General
Contract start date	01/08/2014
Contract end date	

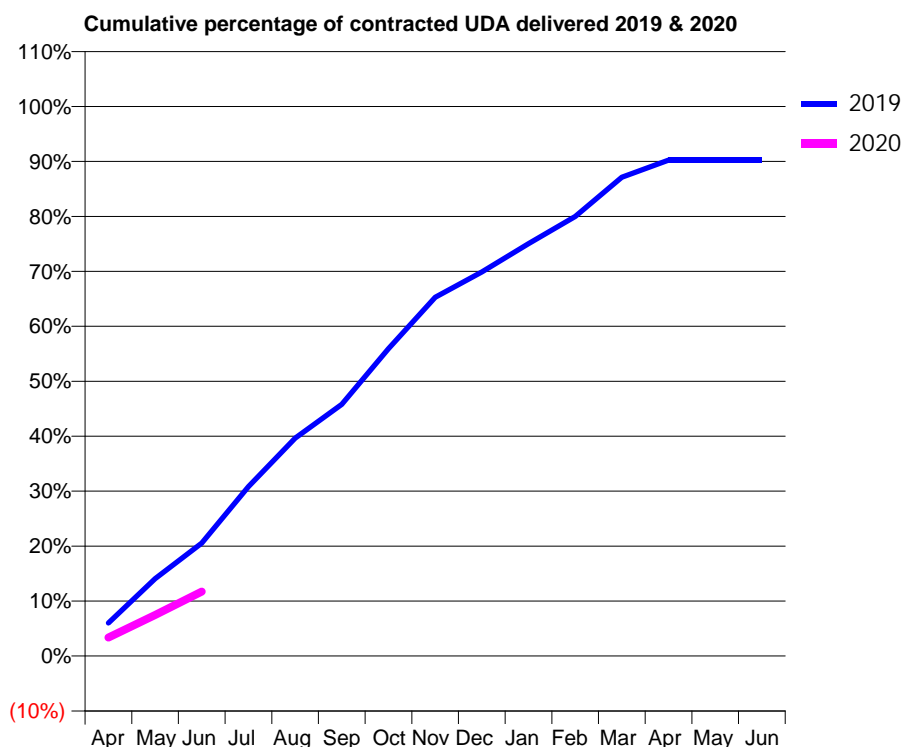
19/20 Contracted general activity (UDA)	13,000
Carry forward general activity (UDA)	0
19/20 Contracted orthodontic activity (UOA)	0
Carry forward orthodontic activity (UOA)	0
Baseline contract value	£371,940.76

ACCESS*

Patients seen in 24 months	Total	Change since previous quarter
Quarter ending June 2018	3,977	
Quarter ending September 2018	4,044	→
Quarter ending December 2018	4,056	→
Quarter ending March 2019	3,887	↓
Quarter ending June 2019	3,752	↓
Variance since June 2018	(5.7%)	↓



ACTIVITY



Month	Adjusted Scheduled Activity (UDA)	
	2019	2020
April	780	438
May	1,832	974
June	2,671	1,526
July	4,009	
August	5,157	
September	5,954	
October	7,270	
November	8,486	
December	9,085	
January	9,754	
February	10,399	
March	11,324	
April	11,731	
May	11,731	
June	11,731	

QUALITY

	Quantity	Base Number	Contract	AT	Region	England
% of FP17s for the same patient ID Re-attending within 3 months - Children	14	139	10.1%	8.9%	10.6%	11.4%
% of FP17s for the same patient ID Re-attending within 3 months - Adults	100	647	15.5%	14.9%	15.2%	15.4%
% of FP17s for the same patient ID Re-attending between 3 & 9 months - Children	85	139	61.2%	61.6%	62.3%	59.8%
% of FP17s for the same patient ID Re-attending between 3 & 9 months - Adults	352	647	54.4%	52.9%	53.3%	52.1%
% of FP17s for Band 1 Urgent Courses	81	627	12.9%	9.3%	9.7%	9.2%
% of FP17s Relating to Free Repair or Replacements	0	627	0.0%	0.5%	0.6%	0.7%
% of FP17s Relating to Continuations	13	627	2.1%	0.7%	0.8%	0.8%
% of Patients satisfied with the dentistry they have received	1	2	N/A	93.6%	93.4%	93.4%
% of Patients satisfied with the time they had to wait for an appointment	2	2	N/A	89.3%	86.8%	87.6%

* This is based on patients treated on this contract for their most recent course of treatment. Figures in italics indicate the base number of FP17s or Patient Questionnaire responses are less than 100. N/A is shown where the base number of responses is less than 10 during the period. % is calculated as Quantity/Base number*100

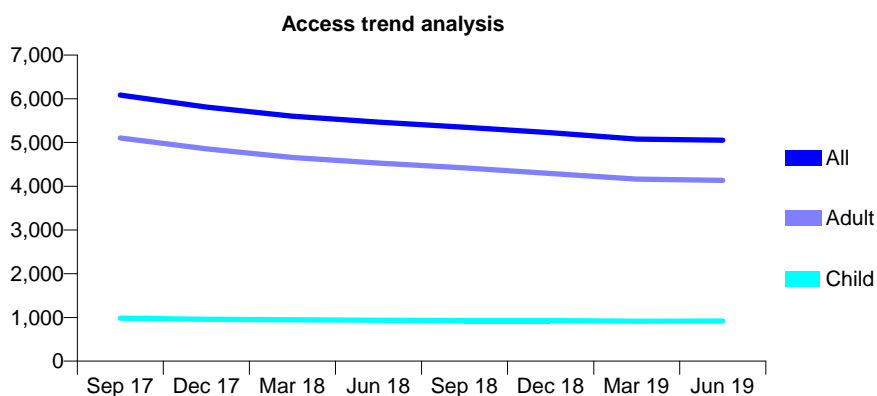
Q68 - Vital Signs At a Glance Contract Report for 162531/0001 - June 2019

Name or company name	The Dental Surgery Partnership
Contract type name	GDS Contract
Purpose of contract	General
Contract start date	01/08/2015
Contract end date	

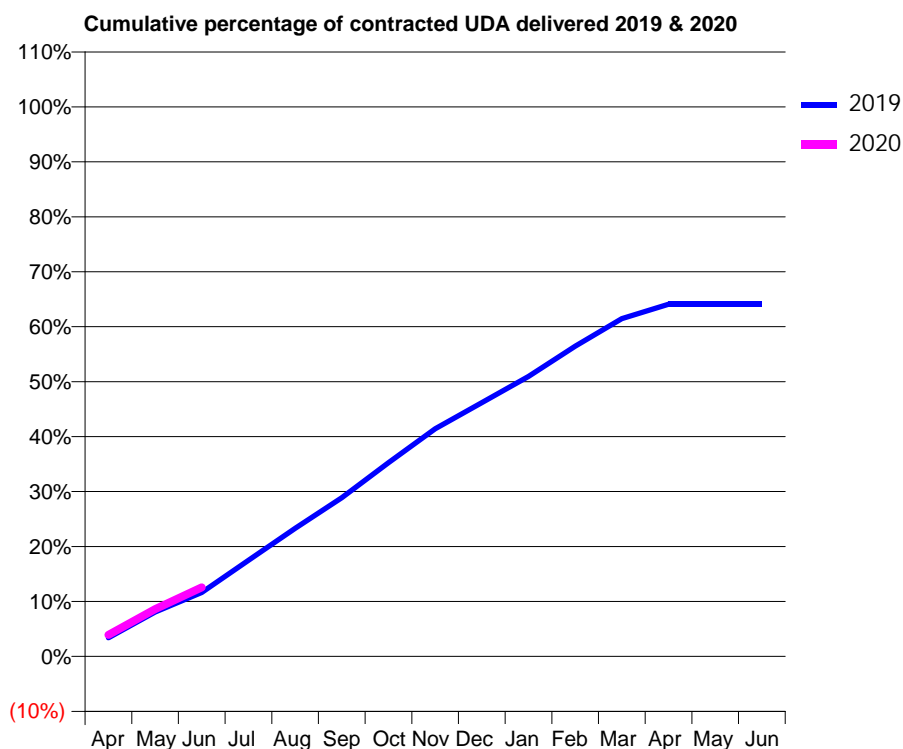
19/20 Contracted general activity (UDA)	21,012
Carry forward general activity (UDA)	0
19/20 Contracted orthodontic activity (UOA)	0
Carry forward orthodontic activity (UOA)	0
Baseline contract value	£558,620.65

ACCESS*

Patients seen in 24 months	Total	Change since previous quarter
Quarter ending June 2018	5,467	
Quarter ending September 2018	5,347	↓
Quarter ending December 2018	5,224	↓
Quarter ending March 2019	5,078	↓
Quarter ending June 2019	5,051	→
Variance since June 2018	(7.6%)	↓



ACTIVITY



Month	2019	2020
April	716	826
May	1,703	1,808
June	2,446	2,641
July	3,676	
August	4,899	
September	6,068	
October	7,404	
November	8,706	
December	9,702	
January	10,706	
February	11,863	
March	12,914	
April	13,466	
May	13,466	
June	13,466	

QUALITY

	Quantity	Base Number	Contract	AT	Region	England
% of FP17s for the same patient ID Re-attending within 3 months - Children	11	325	3.4%	8.9%	10.6%	11.4%
% of FP17s for the same patient ID Re-attending within 3 months - Adults	103	1,181	8.7%	14.9%	15.2%	15.4%
% of FP17s for the same patient ID Re-attending between 3 & 9 months - Children	182	325	56.0%	61.6%	62.3%	59.8%
% of FP17s for the same patient ID Re-attending between 3 & 9 months - Adults	542	1,181	45.9%	52.9%	53.3%	52.1%
% of FP17s for Band 1 Urgent Courses	56	1,257	4.5%	9.3%	9.7%	9.2%
% of FP17s Relating to Free Repair or Replacements	5	1,257	0.4%	0.5%	0.6%	0.7%
% of FP17s Relating to Continuations	6	1,257	0.5%	0.7%	0.8%	0.8%
% of Patients satisfied with the dentistry they have received	4	4	N/A	93.6%	93.4%	93.4%
% of Patients satisfied with the time they had to wait for an appointment	4	4	N/A	89.3%	86.8%	87.6%

* This is based on patients treated on this contract for their most recent course of treatment. Figures in italics indicate the base number of FP17s or Patient Questionnaire responses are less than 100. N/A is shown where the base number of responses is less than 10 during the period. % is calculated as Quantity/Base number*100

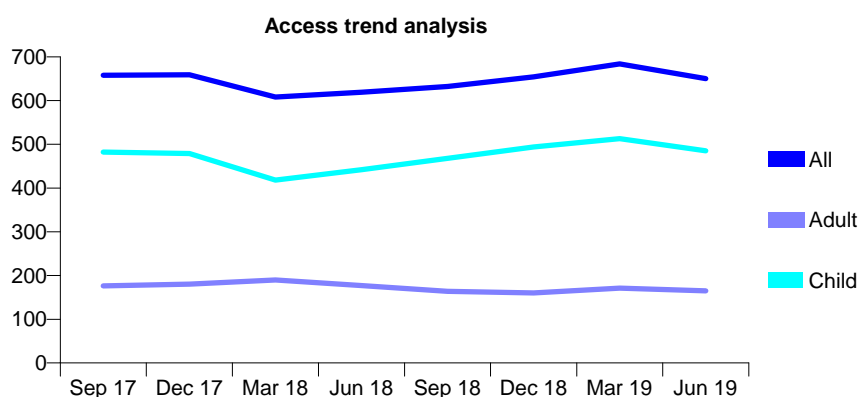
Q68 - Vital Signs At a Glance Contract Report for 162639/0001 - June 2019

Name or company name	MR M SEIFOURI
Contract type name	GDS Contract
Purpose of contract	General
Contract start date	01/09/2015
Contract end date	

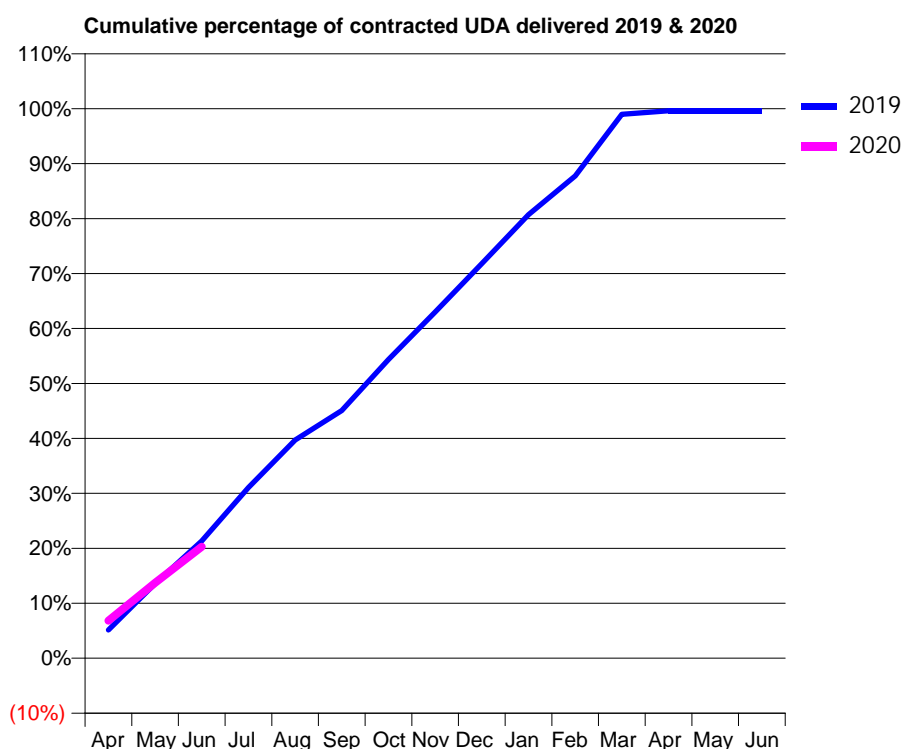
19/20 Contracted general activity (UDA)	1,434
Carry forward general activity (UDA)	0
19/20 Contracted orthodontic activity (UOA)	0
Carry forward orthodontic activity (UOA)	0
Baseline contract value	£33,851.62

ACCESS*

Patients seen in 24 months	Total	Change since previous quarter
Quarter ending June 2018	619	
Quarter ending September 2018	632	↑
Quarter ending December 2018	654	↑
Quarter ending March 2019	684	↑
Quarter ending June 2019	650	↓
Variance since June 2018	5.0%	↑



ACTIVITY



Month	2019	2020
April	74	98
May	195	197
June	306	291
July	445	
August	569	
September	646	
October	779	
November	903	
December	1,029	
January	1,157	
February	1,258	
March	1,419	
April	1,428	
May	1,428	
June	1,428	

QUALITY

	Quantity	Base Number	Contract	AT	Region	England
% of FP17s for the same patient ID Re-attending within 3 months - Children	6	181	3.3%	8.9%	10.6%	11.4%
% of FP17s for the same patient ID Re-attending within 3 months - Adults	2	36	5.6%	14.9%	15.2%	15.4%
% of FP17s for the same patient ID Re-attending between 3 & 9 months - Children	120	181	66.3%	61.6%	62.3%	59.8%
% of FP17s for the same patient ID Re-attending between 3 & 9 months - Adults	5	36	13.9%	52.9%	53.3%	52.1%
% of FP17s for Band 1 Urgent Courses	0	212	0.0%	9.3%	9.7%	9.2%
% of FP17s Relating to Free Repair or Replacements	0	212	0.0%	0.5%	0.6%	0.7%
% of FP17s Relating to Continuations	0	212	0.0%	0.7%	0.8%	0.8%
% of Patients satisfied with the dentistry they have received	0	0	N/A	93.6%	93.4%	93.4%
% of Patients satisfied with the time they had to wait for an appointment	0	0	N/A	89.3%	86.8%	87.6%

* This is based on patients treated on this contract for their most recent course of treatment.

Figures in italics indicate the base number of FP17s or Patient Questionnaire responses are less than 100. N/A is shown where the base number of responses is less than 10 during the period. % is calculated as Quantity/Base number*100

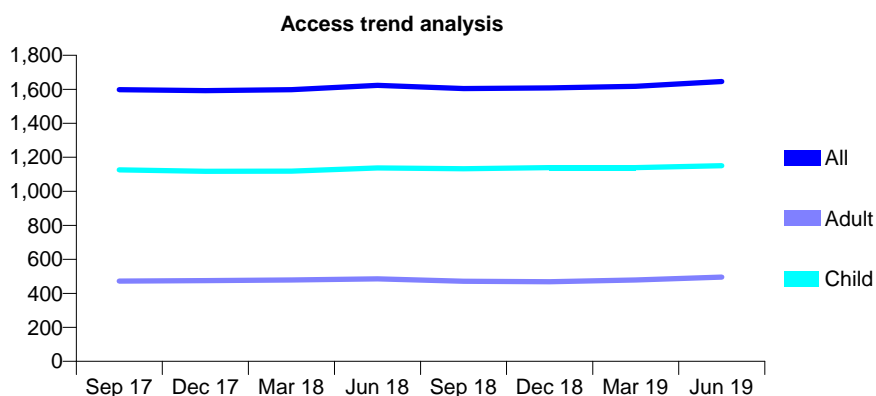
Q68 - Vital Signs At a Glance Contract Report for 163430/0001 - June 2019

Name or company name	Ashley Dental Ltd
Contract type name	GDS Contract
Purpose of contract	General
Contract start date	01/04/2013
Contract end date	

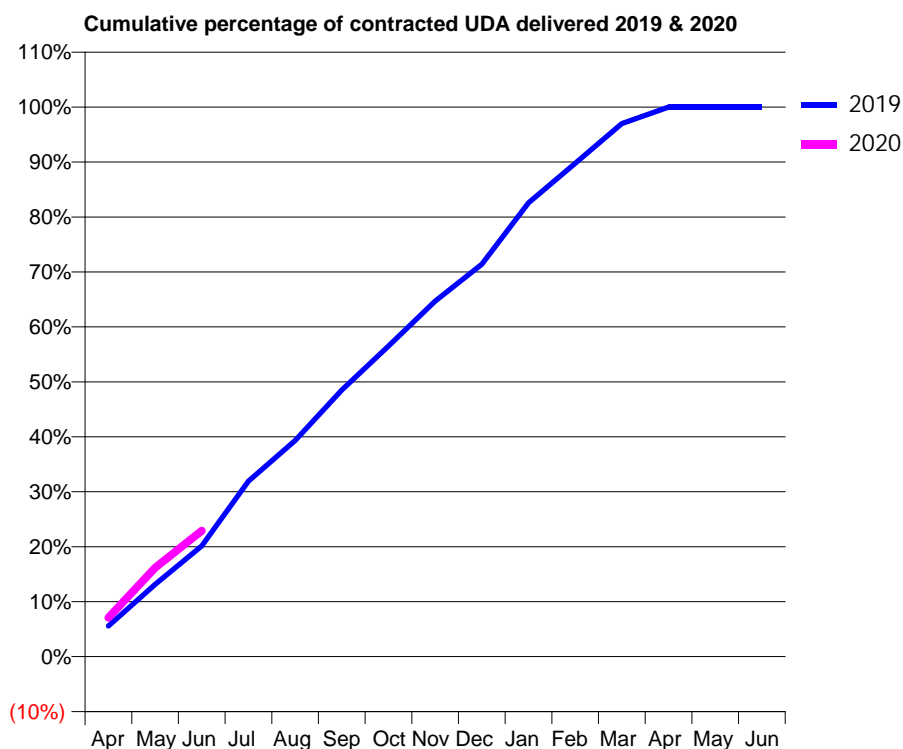
19/20 Contracted general activity (UDA)	3,896
Carry forward general activity (UDA)	0
19/20 Contracted orthodontic activity (UOA)	0
Carry forward orthodontic activity (UOA)	0
Baseline contract value	£99,626.83

ACCESS*

Patients seen in 24 months	Total	Change since previous quarter
Quarter ending June 2018	1,623	
Quarter ending September 2018	1,604	↓
Quarter ending December 2018	1,608	→
Quarter ending March 2019	1,618	→
Quarter ending June 2019	1,646	→
Variance since June 2018	1.4%	→



ACTIVITY



Month	Adjusted Scheduled Activity (UDA)	
	2019	2020
April	217	276
May	512	630
June	786	892
July	1,244	
August	1,532	
September	1,889	
October	2,201	
November	2,520	
December	2,782	
January	3,217	
February	3,497	
March	3,778	
April	3,895	
May	3,895	
June	3,895	

QUALITY

	Quantity	Base Number	Contract	AT	Region	England
% of FP17s for the same patient ID Re-attending within 3 months - Children	27	418	6.5%	8.9%	10.6%	11.4%
% of FP17s for the same patient ID Re-attending within 3 months - Adults	29	123	23.6%	14.9%	15.2%	15.4%
% of FP17s for the same patient ID Re-attending between 3 & 9 months - Children	246	418	58.9%	61.6%	62.3%	59.8%
% of FP17s for the same patient ID Re-attending between 3 & 9 months - Adults	54	123	43.9%	52.9%	53.3%	52.1%
% of FP17s for Band 1 Urgent Courses	19	478	4.0%	9.3%	9.7%	9.2%
% of FP17s Relating to Free Repair or Replacements	1	478	0.2%	0.5%	0.6%	0.7%
% of FP17s Relating to Continuations	6	478	1.3%	0.7%	0.8%	0.8%
% of Patients satisfied with the dentistry they have received	0	0	N/A	93.6%	93.4%	93.4%
% of Patients satisfied with the time they had to wait for an appointment	0	0	N/A	89.3%	86.8%	87.6%

* This is based on patients treated on this contract for their most recent course of treatment. Figures in italics indicate the base number of FP17s or Patient Questionnaire responses are less than 100. N/A is shown where the base number of responses is less than 10 during the period. % is calculated as Quantity/Base number*100

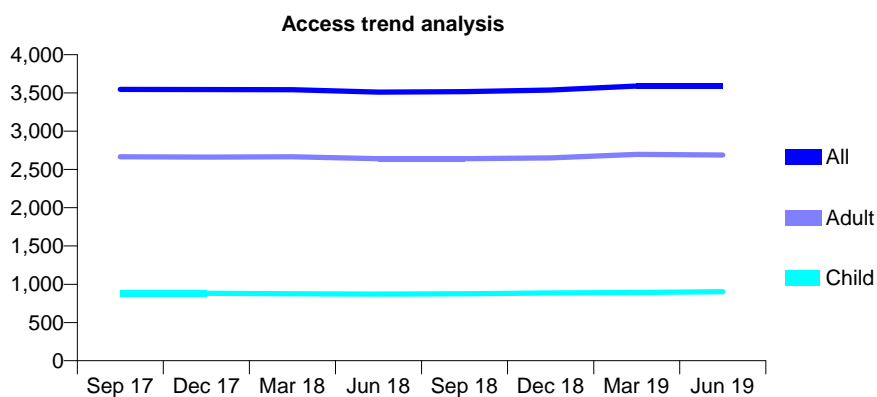
Q68 - Vital Signs At a Glance Contract Report for 164550/0001 - June 2019

Name or company name	Mr R Pant & Mrs R Pant
Contract type name	GDS Contract
Purpose of contract	General
Contract start date	01/04/2012
Contract end date	

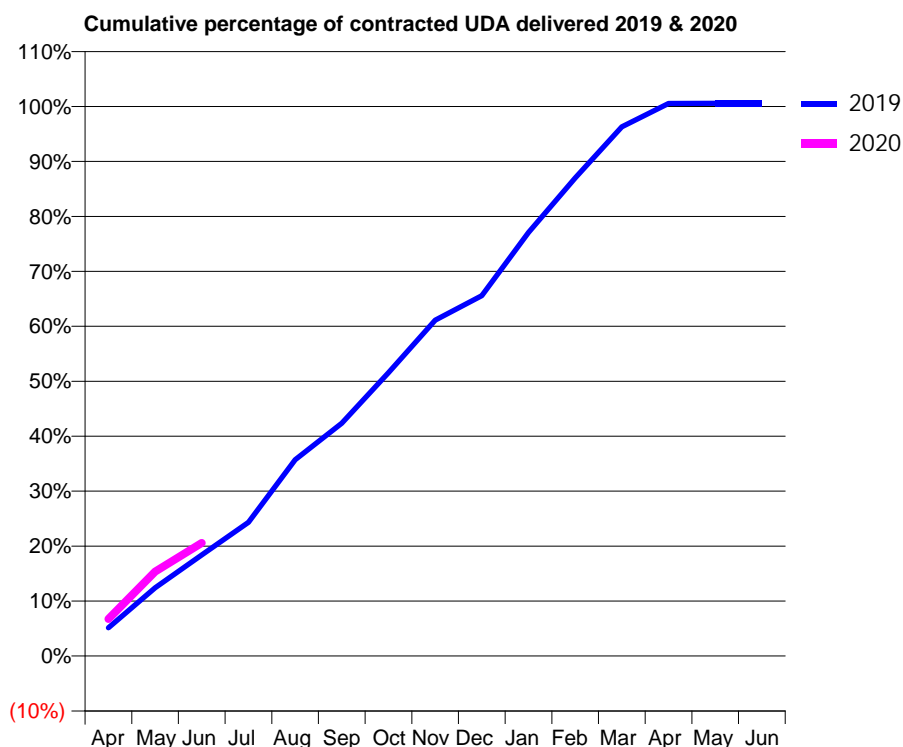
19/20 Contracted general activity (UDA)	13,273
Carry forward general activity (UDA)	0
19/20 Contracted orthodontic activity (UOA)	0
Carry forward orthodontic activity (UOA)	0
Baseline contract value	£420,045.21

ACCESS*

Patients seen in 24 months	Total	Change since previous quarter
Quarter ending June 2018	3,511	
Quarter ending September 2018	3,517	→
Quarter ending December 2018	3,537	→
Quarter ending March 2019	3,589	→
Quarter ending June 2019	3,590	→
Variance since June 2018	2.3%	↑



ACTIVITY



Month	Adjusted Scheduled Activity (UDA)	
	2019	2020
April	683	897
May	1,652	2,042
June	2,440	2,734
July	3,229	
August	4,740	
September	5,622	
October	6,844	
November	8,112	
December	8,705	
January	10,227	
February	11,548	
March	12,780	
April	13,346	
May	13,349	
June	13,350	

QUALITY

	Quantity	Base Number	Contract	AT	Region	England
% of FP17s for the same patient ID Re-attending within 3 months - Children	16	374	4.3%	8.9%	10.6%	11.4%
% of FP17s for the same patient ID Re-attending within 3 months - Adults	103	1,090	9.4%	14.9%	15.2%	15.4%
% of FP17s for the same patient ID Re-attending between 3 & 9 months - Children	283	374	75.7%	61.6%	62.3%	59.8%
% of FP17s for the same patient ID Re-attending between 3 & 9 months - Adults	846	1,090	77.6%	52.9%	53.3%	52.1%
% of FP17s for Band 1 Urgent Courses	65	1,219	5.3%	9.3%	9.7%	9.2%
% of FP17s Relating to Free Repair or Replacements	18	1,219	1.5%	0.5%	0.6%	0.7%
% of FP17s Relating to Continuations	2	1,219	0.2%	0.7%	0.8%	0.8%
% of Patients satisfied with the dentistry they have received	1	1	N/A	93.6%	93.4%	93.4%
% of Patients satisfied with the time they had to wait for an appointment	0	1	N/A	89.3%	86.8%	87.6%

* This is based on patients treated on this contract for their most recent course of treatment. Figures in italics indicate the base number of FP17s or Patient Questionnaire responses are less than 100. N/A is shown where the base number of responses is less than 10 during the period. % is calculated as Quantity/Base number*100

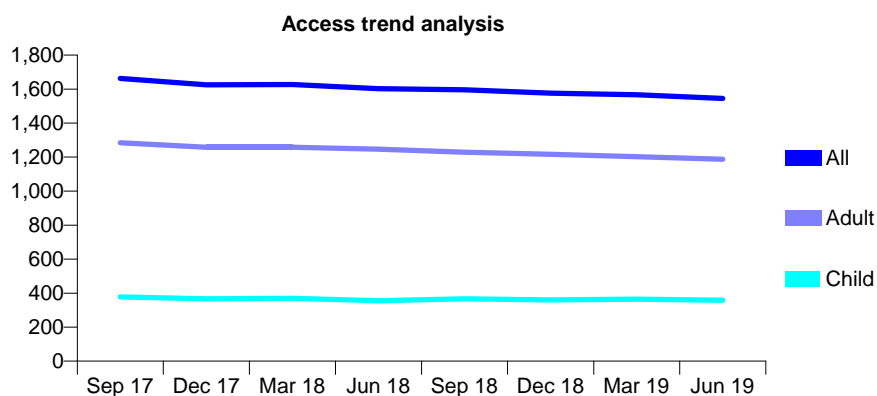
Q68 - Vital Signs At a Glance Contract Report for 164747/0001 - June 2019

Name or company name	Ferring Dental Practice Ltd
Contract type name	GDS Contract
Purpose of contract	General
Contract start date	01/11/2011
Contract end date	

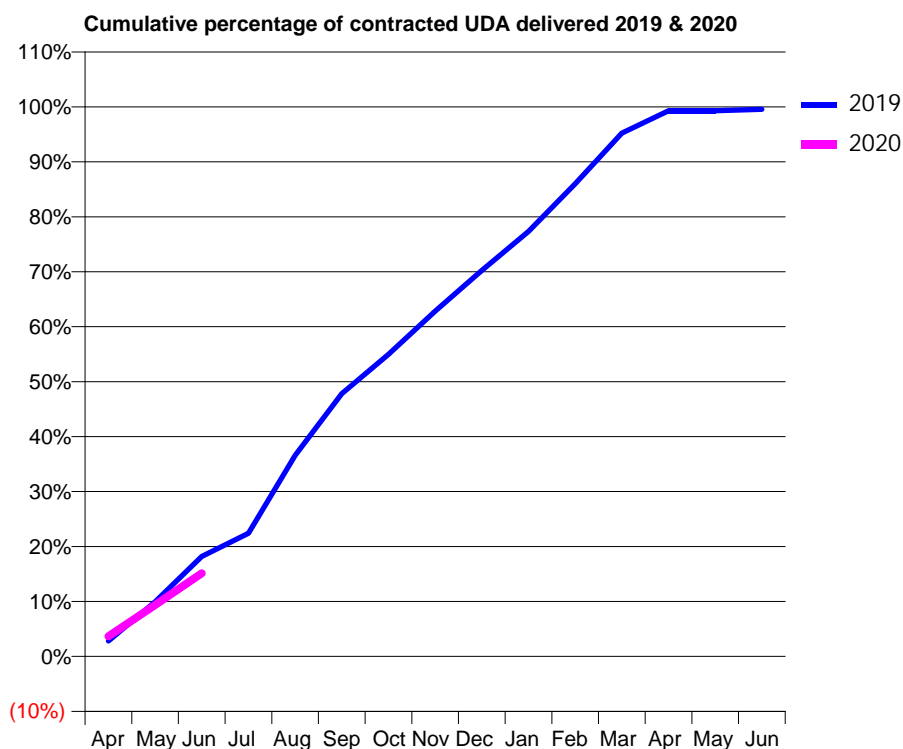
19/20 Contracted general activity (UDA)	5,340
Carry forward general activity (UDA)	0
19/20 Contracted orthodontic activity (UOA)	0
Carry forward orthodontic activity (UOA)	0
Baseline contract value	£135,135.10

ACCESS*

Patients seen in 24 months	Total	Change since previous quarter
Quarter ending June 2018	1,603	
Quarter ending September 2018	1,596	→
Quarter ending December 2018	1,576	↓
Quarter ending March 2019	1,567	→
Quarter ending June 2019	1,545	↓
Variance since June 2018	(3.6%)	↓



ACTIVITY



Adjusted Scheduled Activity (UDA)		
Month	2019	2020
April	150	195
May	532	499
June	971	808
July	1,196	
August	1,954	
September	2,553	
October	2,935	
November	3,356	
December	3,750	
January	4,129	
February	4,593	
March	5,084	
April	5,302	
May	5,303	
June	5,316	

QUALITY

	Quantity	Base Number	Contract	AT	Region	England
% of FP17s for the same patient ID Re-attending within 3 months - Children	3	122	2.5%	8.9%	10.6%	11.4%
% of FP17s for the same patient ID Re-attending within 3 months - Adults	53	390	13.6%	14.9%	15.2%	15.4%
% of FP17s for the same patient ID Re-attending between 3 & 9 months - Children	88	122	72.1%	61.6%	62.3%	59.8%
% of FP17s for the same patient ID Re-attending between 3 & 9 months - Adults	261	390	66.9%	52.9%	53.3%	52.1%
% of FP17s for Band 1 Urgent Courses	45	415	10.8%	9.3%	9.7%	9.2%
% of FP17s Relating to Free Repair or Replacements	1	415	0.2%	0.5%	0.6%	0.7%
% of FP17s Relating to Continuations	0	415	0.0%	0.7%	0.8%	0.8%
% of Patients satisfied with the dentistry they have received	0	0	N/A	93.6%	93.4%	93.4%
% of Patients satisfied with the time they had to wait for an appointment	0	0	N/A	89.3%	86.8%	87.6%

* This is based on patients treated on this contract for their most recent course of treatment. Figures in italics indicate the base number of FP17s or Patient Questionnaire responses are less than 100. N/A is shown where the base number of responses is less than 10 during the period. % is calculated as Quantity/Base number*100

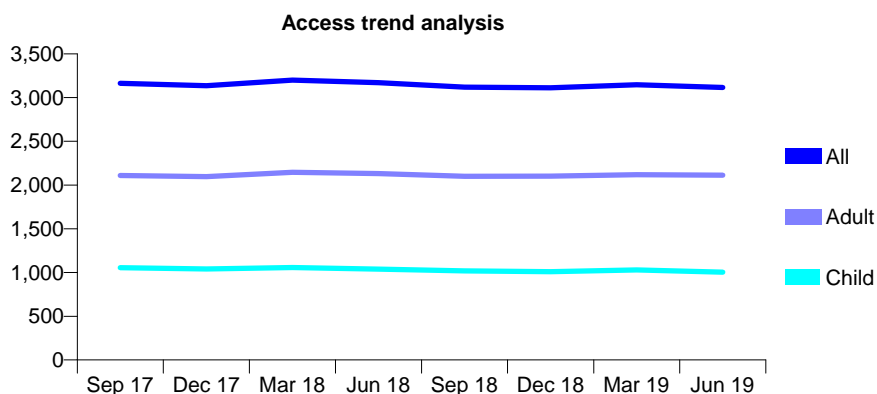
Q68 - Vital Signs At a Glance Contract Report for 165786/0001 - June 2019

Name or company name	Mr A Mykoniatis and Mr S Kolonidis
Contract type name	GDS Contract
Purpose of contract	General
Contract start date	06/04/2015
Contract end date	

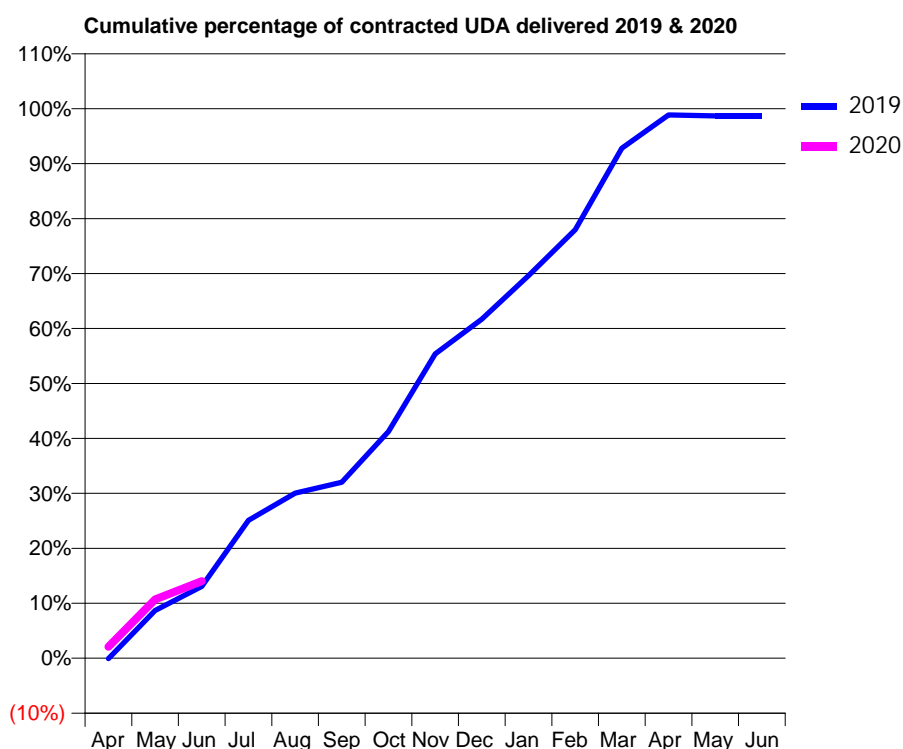
19/20 Contracted general activity (UDA)	12,500
Carry forward general activity (UDA)	0
19/20 Contracted orthodontic activity (UOA)	0
Carry forward orthodontic activity (UOA)	0
Baseline contract value	£299,928.62

ACCESS*

Patients seen in 24 months	Total	Change since previous quarter
Quarter ending June 2018	3,171	
Quarter ending September 2018	3,119	↓
Quarter ending December 2018	3,112	→
Quarter ending March 2019	3,147	→
Quarter ending June 2019	3,117	→
Variance since June 2018	(1.7%)	↓



ACTIVITY



Month	2019	2020
April	-12	259
May	1,087	1,339
June	1,632	1,752
July	3,135	
August	3,753	
September	4,004	
October	5,155	
November	6,922	
December	7,712	
January	8,701	
February	9,746	
March	11,597	
April	12,356	
May	12,335	
June	12,336	

QUALITY

	Quantity	Base Number	Contract	AT	Region	England
% of FP17s for the same patient ID Re-attending within 3 months - Children	24	332	7.2%	8.9%	10.6%	11.4%
% of FP17s for the same patient ID Re-attending within 3 months - Adults	113	733	15.4%	14.9%	15.2%	15.4%
% of FP17s for the same patient ID Re-attending between 3 & 9 months - Children	239	332	72.0%	61.6%	62.3%	59.8%
% of FP17s for the same patient ID Re-attending between 3 & 9 months - Adults	465	733	63.4%	52.9%	53.3%	52.1%
% of FP17s for Band 1 Urgent Courses	86	798	10.8%	9.3%	9.7%	9.2%
% of FP17s Relating to Free Repair or Replacements	6	798	0.8%	0.5%	0.6%	0.7%
% of FP17s Relating to Continuations	0	798	0.0%	0.7%	0.8%	0.8%
% of Patients satisfied with the dentistry they have received	1	1	N/A	93.6%	93.4%	93.4%
% of Patients satisfied with the time they had to wait for an appointment	1	1	N/A	89.3%	86.8%	87.6%

* This is based on patients treated on this contract for their most recent course of treatment.

Figures in italics indicate the base number of FP17s or Patient Questionnaire responses are less than 100. N/A is shown where the base number of responses is less than 10 during the period. % is calculated as Quantity/Base number*100

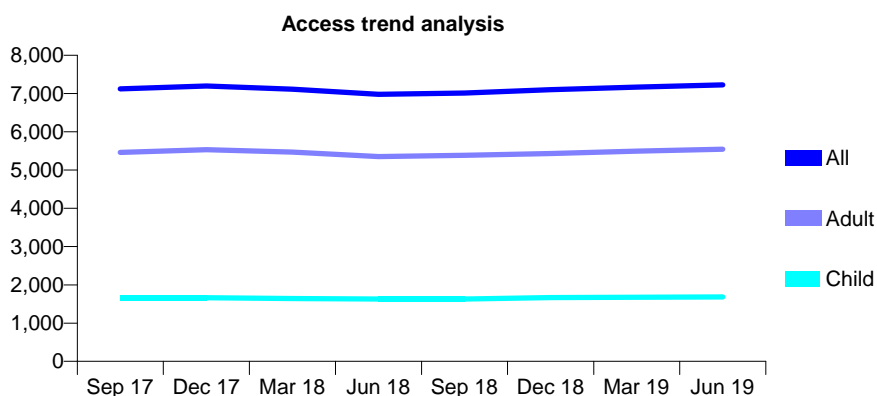
Q68 - Vital Signs At a Glance Contract Report for 166030/0001 - June 2019

Name or company name	Cranleigh Practice Ltd
Contract type name	GDS Contract
Purpose of contract	General
Contract start date	01/04/2008
Contract end date	

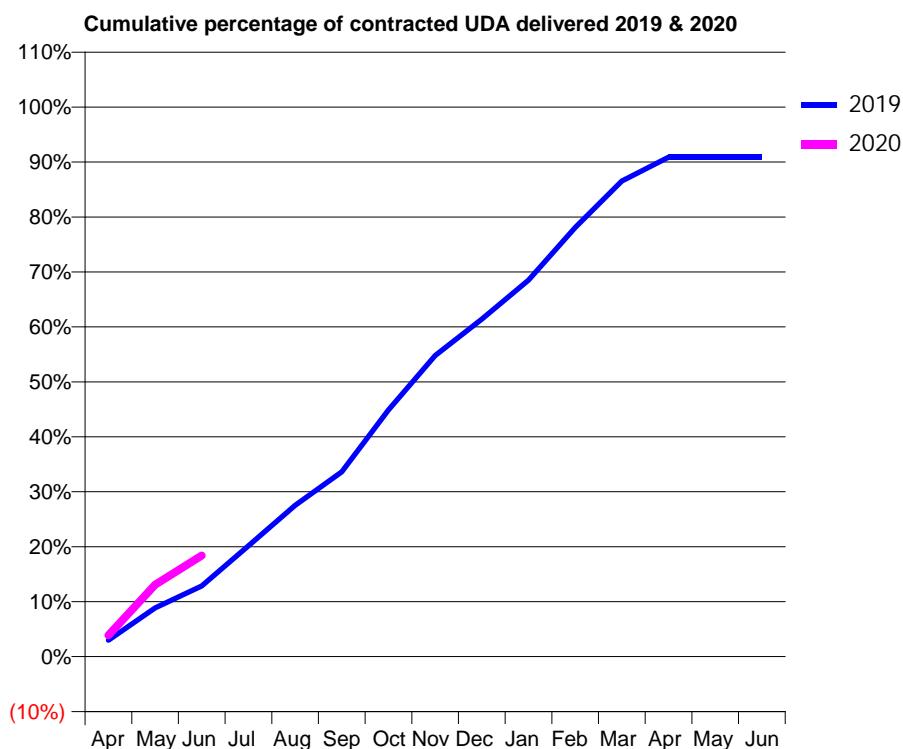
19/20 Contracted general activity (UDA)	18,581
Carry forward general activity (UDA)	0
19/20 Contracted orthodontic activity (UOA)	0
Carry forward orthodontic activity (UOA)	0
Baseline contract value	£504,772.64

ACCESS*

Patients seen in 24 months	Total	Change since previous quarter
Quarter ending June 2018	6,982	
Quarter ending September 2018	7,011	→
Quarter ending December 2018	7,100	→
Quarter ending March 2019	7,170	→
Quarter ending June 2019	7,227	→
Variance since June 2018	3.5%	↑



ACTIVITY



Month	Adjusted Scheduled Activity (UDA)	
	2019	2020
April	556	722
May	1,648	2,433
June	2,391	3,421
July	3,751	
August	5,117	
September	6,246	
October	8,338	
November	10,185	
December	11,412	
January	12,730	
February	14,513	
March	16,076	
April	16,883	
May	16,886	
June	16,886	

QUALITY

	Quantity	Base Number	Contract	AT	Region	England
% of FP17s for the same patient ID Re-attending within 3 months - Children	15	601	2.5%	8.9%	10.6%	11.4%
% of FP17s for the same patient ID Re-attending within 3 months - Adults	151	1,911	7.9%	14.9%	15.2%	15.4%
% of FP17s for the same patient ID Re-attending between 3 & 9 months - Children	417	601	69.4%	61.6%	62.3%	59.8%
% of FP17s for the same patient ID Re-attending between 3 & 9 months - Adults	1,281	1,911	67.0%	52.9%	53.3%	52.1%
% of FP17s for Band 1 Urgent Courses	81	2,003	4.0%	9.3%	9.7%	9.2%
% of FP17s Relating to Free Repair or Replacements	0	2,003	0.0%	0.5%	0.6%	0.7%
% of FP17s Relating to Continuations	14	2,003	0.7%	0.7%	0.8%	0.8%
% of Patients satisfied with the dentistry they have received	3	3	N/A	93.6%	93.4%	93.4%
% of Patients satisfied with the time they had to wait for an appointment	3	3	N/A	89.3%	86.8%	87.6%

* This is based on patients treated on this contract for their most recent course of treatment. Figures in italics indicate the base number of FP17s or Patient Questionnaire responses are less than 100. N/A is shown where the base number of responses is less than 10 during the period. % is calculated as Quantity/Base number*100

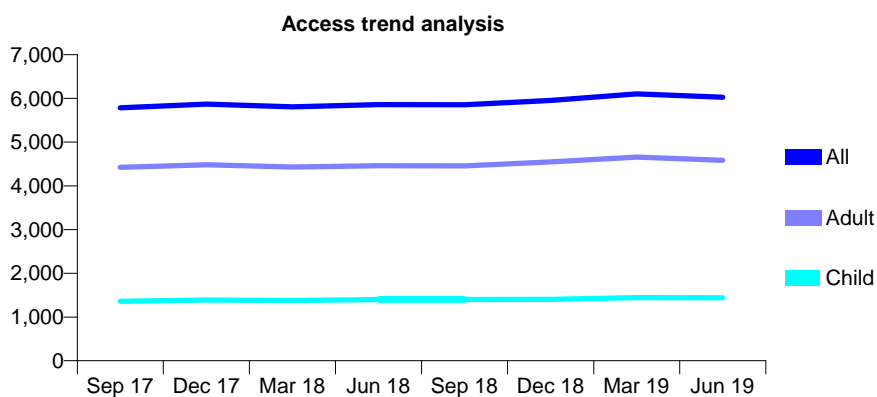
Q68 - Vital Signs At a Glance Contract Report for 166782/0001 - June 2019

Name or company name	Alfa Dental Ltd
Contract type name	GDS Contract
Purpose of contract	General
Contract start date	01/08/2007
Contract end date	

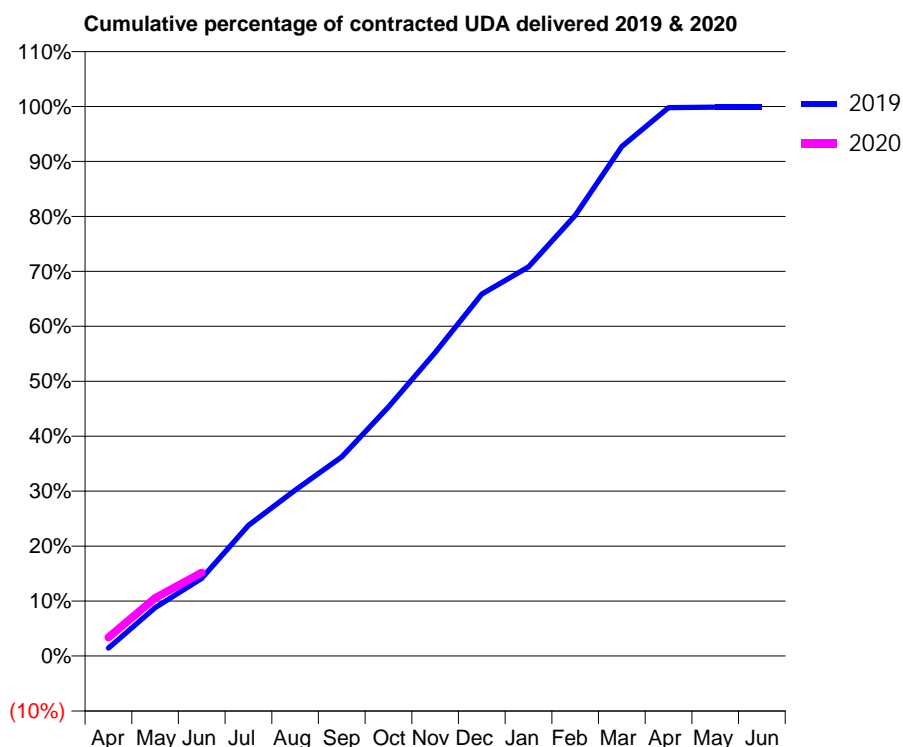
19/20 Contracted general activity (UDA)	20,646
Carry forward general activity (UDA)	0
19/20 Contracted orthodontic activity (UOA)	0
Carry forward orthodontic activity (UOA)	0
Baseline contract value	£653,053.89

ACCESS*

Patients seen in 24 months	Total	Change since previous quarter
Quarter ending June 2018	5,858	
Quarter ending September 2018	5,855	→
Quarter ending December 2018	5,953	→
Quarter ending March 2019	6,103	↑
Quarter ending June 2019	6,027	↓
Variance since June 2018	2.9%	↑



ACTIVITY



Month	Adjusted Scheduled Activity (UDA)	
	2019	2020
April	298	698
May	1,822	2,183
June	2,919	3,136
July	4,908	
August	6,233	
September	7,483	
October	9,358	
November	11,407	
December	13,597	
January	14,619	
February	16,555	
March	19,141	
April	20,604	
May	20,617	
June	20,619	

QUALITY

	Quantity	Base Number	Contract	AT	Region	England
% of FP17s for the same patient ID Re-attending within 3 months - Children	35	465	7.5%	8.9%	10.6%	11.4%
% of FP17s for the same patient ID Re-attending within 3 months - Adults	183	1,305	14.0%	14.9%	15.2%	15.4%
% of FP17s for the same patient ID Re-attending between 3 & 9 months - Children	262	465	56.3%	61.6%	62.3%	59.8%
% of FP17s for the same patient ID Re-attending between 3 & 9 months - Adults	627	1,305	48.0%	52.9%	53.3%	52.1%
% of FP17s for Band 1 Urgent Courses	120	1,338	9.0%	9.3%	9.7%	9.2%
% of FP17s Relating to Free Repair or Replacements	6	1,338	0.4%	0.5%	0.6%	0.7%
% of FP17s Relating to Continuations	12	1,338	0.9%	0.7%	0.8%	0.8%
% of Patients satisfied with the dentistry they have received	5	5	N/A	93.6%	93.4%	93.4%
% of Patients satisfied with the time they had to wait for an appointment	5	5	N/A	89.3%	86.8%	87.6%

* This is based on patients treated on this contract for their most recent course of treatment. Figures in italics indicate the base number of FP17s or Patient Questionnaire responses are less than 100. N/A is shown where the base number of responses is less than 10 during the period. % is calculated as Quantity/Base number*100

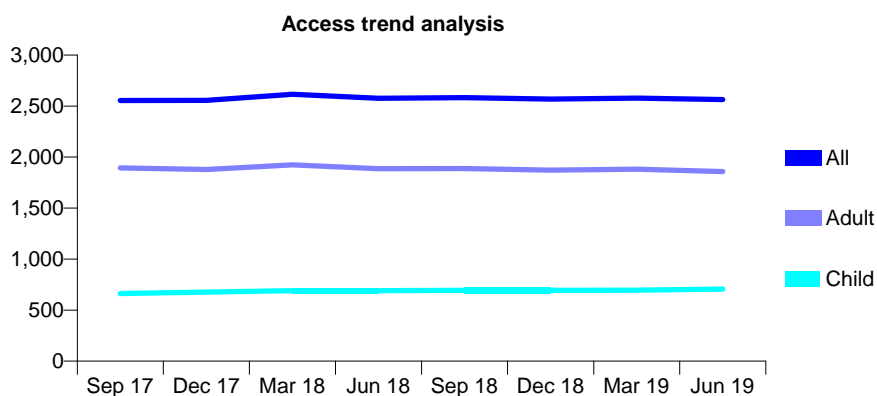
Q68 - Vital Signs At a Glance Contract Report for 166782/0002 - June 2019

Name or company name	Alfa Dental Ltd
Contract type name	GDS Contract
Purpose of contract	General
Contract start date	01/08/2007
Contract end date	

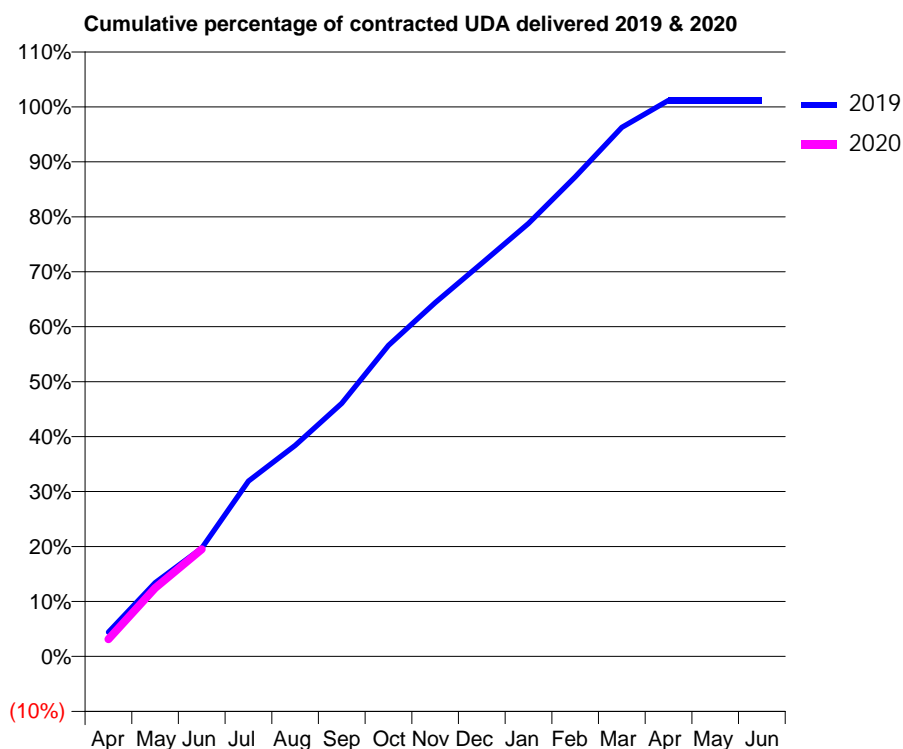
19/20 Contracted general activity (UDA)	9,694
Carry forward general activity (UDA)	0
19/20 Contracted orthodontic activity (UOA)	0
Carry forward orthodontic activity (UOA)	0
Baseline contract value	£430,053.80

ACCESS*

Patients seen in 24 months	Total	Change since previous quarter
Quarter ending June 2018	2,576	
Quarter ending September 2018	2,582	→
Quarter ending December 2018	2,568	→
Quarter ending March 2019	2,578	→
Quarter ending June 2019	2,564	→
Variance since June 2018	(0.5%)	→



ACTIVITY



Month	Adjusted Scheduled Activity (UDA)	
	2019	2020
April	426	306
May	1,299	1,209
June	1,910	1,890
July	3,092	
August	3,722	
September	4,466	
October	5,487	
November	6,239	
December	6,936	
January	7,637	
February	8,460	
March	9,332	
April	9,809	
May	9,808	
June	9,809	

QUALITY

	Quantity	Base Number	Contract	AT	Region	England
% of FP17s for the same patient ID Re-attending within 3 months - Children	9	229	3.9%	8.9%	10.6%	11.4%
% of FP17s for the same patient ID Re-attending within 3 months - Adults	81	662	12.2%	14.9%	15.2%	15.4%
% of FP17s for the same patient ID Re-attending between 3 & 9 months - Children	109	229	47.6%	61.6%	62.3%	59.8%
% of FP17s for the same patient ID Re-attending between 3 & 9 months - Adults	260	662	39.3%	52.9%	53.3%	52.1%
% of FP17s for Band 1 Urgent Courses	64	720	8.9%	9.3%	9.7%	9.2%
% of FP17s Relating to Free Repair or Replacements	1	720	0.1%	0.5%	0.6%	0.7%
% of FP17s Relating to Continuations	5	720	0.7%	0.7%	0.8%	0.8%
% of Patients satisfied with the dentistry they have received	0	0	N/A	93.6%	93.4%	93.4%
% of Patients satisfied with the time they had to wait for an appointment	0	0	N/A	89.3%	86.8%	87.6%

* This is based on patients treated on this contract for their most recent course of treatment. Figures in italics indicate the base number of FP17s or Patient Questionnaire responses are less than 100. N/A is shown where the base number of responses is less than 10 during the period. % is calculated as Quantity/Base number*100

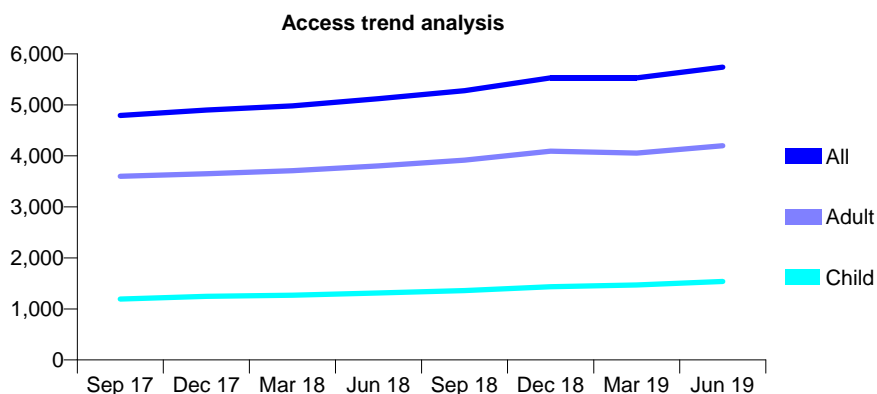
Q68 - Vital Signs At a Glance Contract Report for 166960/0001 - June 2019

Name or company name	Dumbledore Dental Care Ltd
Contract type name	GDS Contract
Purpose of contract	General
Contract start date	01/04/2008
Contract end date	

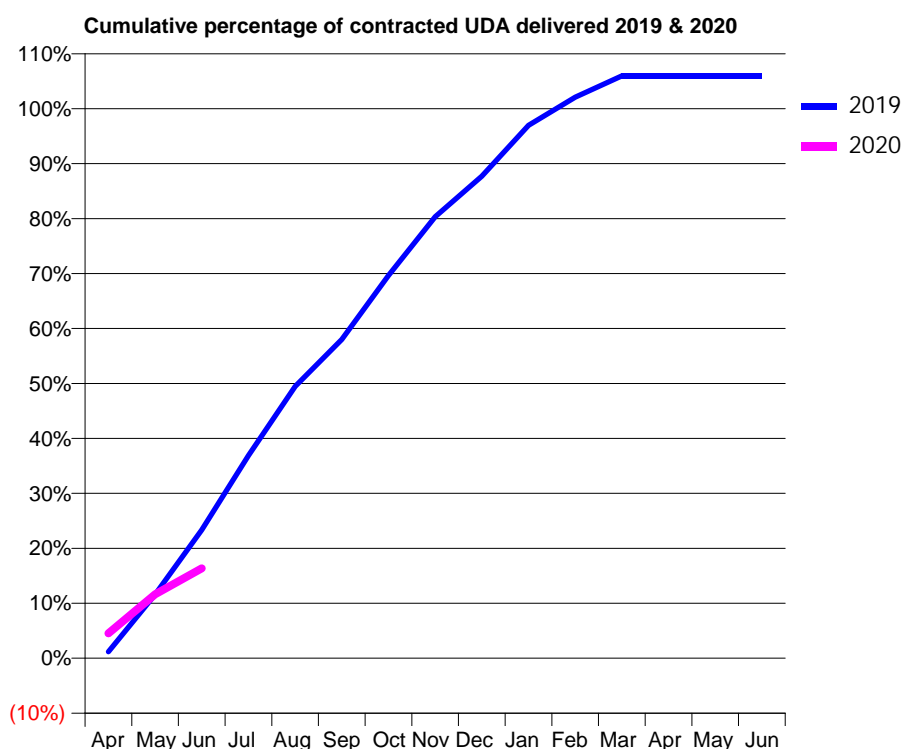
19/20 Contracted general activity (UDA)	13,000
Carry forward general activity (UDA)	0
19/20 Contracted orthodontic activity (UOA)	0
Carry forward orthodontic activity (UOA)	0
Baseline contract value	£350,511.28

ACCESS*

Patients seen in 24 months	Total	Change since previous quarter
Quarter ending June 2018	5,119	
Quarter ending September 2018	5,280	↑
Quarter ending December 2018	5,529	↑
Quarter ending March 2019	5,527	→
Quarter ending June 2019	5,740	↑
Variance since June 2018	12.1%	↑



ACTIVITY



Adjusted Scheduled Activity (UDA)		
Month	2019	2020
April	152	590
May	1,510	1,513
June	3,036	2,126
July	4,795	
August	6,432	
September	7,539	
October	9,057	
November	10,445	
December	11,398	
January	12,604	
February	13,270	
March	13,775	
April	13,775	
May	13,775	
June	13,775	

QUALITY

	Quantity	Base Number	Contract	AT	Region	England
% of FP17s for the same patient ID Re-attending within 3 months - Children	17	422	4.0%	8.9%	10.6%	11.4%
% of FP17s for the same patient ID Re-attending within 3 months - Adults	35	899	3.9%	14.9%	15.2%	15.4%
% of FP17s for the same patient ID Re-attending between 3 & 9 months - Children	253	422	60.0%	61.6%	62.3%	59.8%
% of FP17s for the same patient ID Re-attending between 3 & 9 months - Adults	541	899	60.2%	52.9%	53.3%	52.1%
% of FP17s for Band 1 Urgent Courses	151	1,321	11.4%	9.3%	9.7%	9.2%
% of FP17s Relating to Free Repair or Replacements	0	1,321	0.0%	0.5%	0.6%	0.7%
% of FP17s Relating to Continuations	1	1,321	0.1%	0.7%	0.8%	0.8%
% of Patients satisfied with the dentistry they have received	16	16	100.0%	93.6%	93.4%	93.4%
% of Patients satisfied with the time they had to wait for an appointment	15	16	93.8%	89.3%	86.8%	87.6%

* This is based on patients treated on this contract for their most recent course of treatment. Figures in italics indicate the base number of FP17s or Patient Questionnaire responses are less than 100. N/A is shown where the base number of responses is less than 10 during the period. % is calculated as Quantity/Base number*100

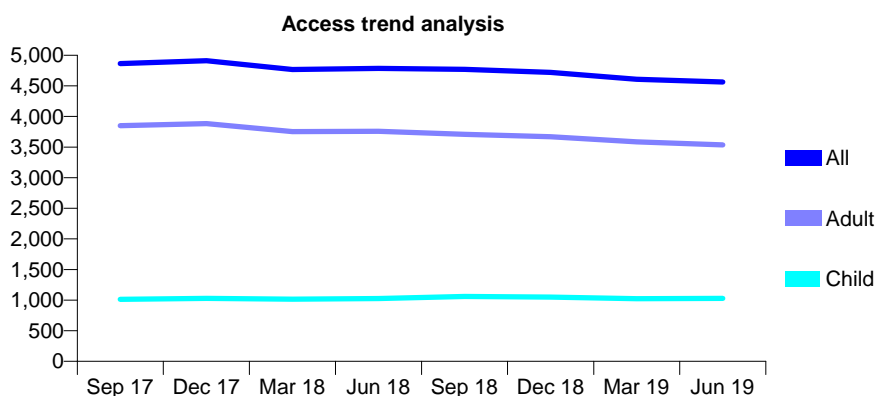
Q68 - Vital Signs At a Glance Contract Report for 167525/0001 - June 2019

Name or company name	Brunswick Practice Ltd
Contract type name	GDS Contract
Purpose of contract	General
Contract start date	01/08/2007
Contract end date	

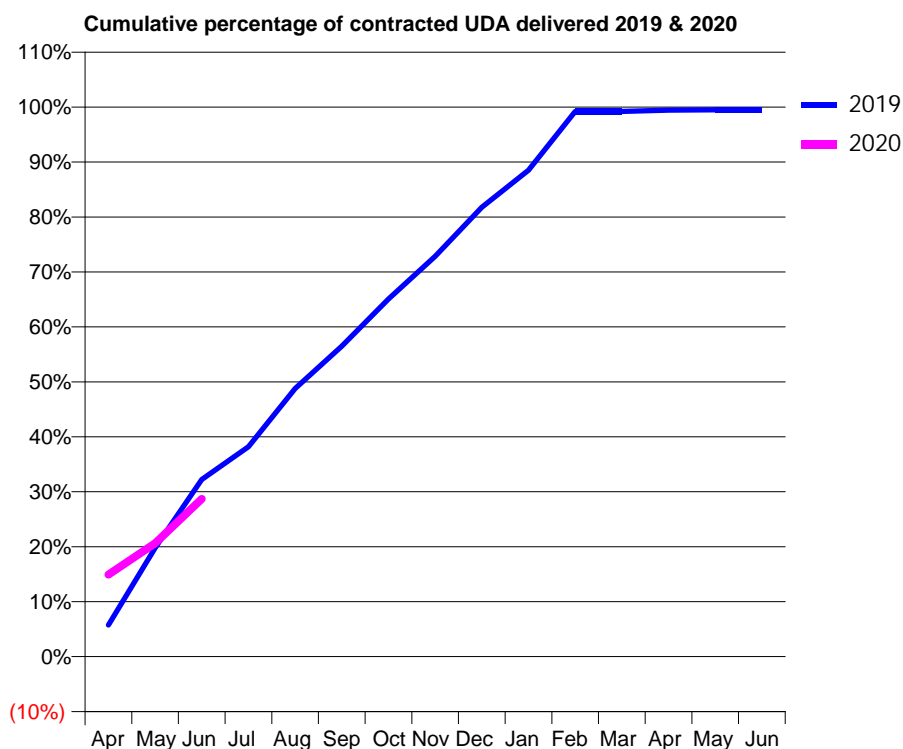
19/20 Contracted general activity (UDA)	14,742
Carry forward general activity (UDA)	0
19/20 Contracted orthodontic activity (UOA)	0
Carry forward orthodontic activity (UOA)	0
Baseline contract value	£483,423.02

ACCESS*

Patients seen in 24 months	Total	Change since previous quarter
Quarter ending June 2018	4,785	
Quarter ending September 2018	4,771	→
Quarter ending December 2018	4,720	↓
Quarter ending March 2019	4,609	↓
Quarter ending June 2019	4,563	→
Variance since June 2018	(4.6%)	↓



ACTIVITY



Month	Adjusted Scheduled Activity (UDA)	
	2019	2020
April	850	2,200
May	2,916	3,043
June	4,750	4,229
July	5,629	
August	7,192	
September	8,327	
October	9,592	
November	10,742	
December	12,055	
January	13,049	
February	14,624	
March	14,624	
April	14,657	
May	14,670	
June	14,670	

QUALITY

	Quantity	Base Number	Contract	AT	Region	England
% of FP17s for the same patient ID Re-attending within 3 months - Children	39	397	9.8%	8.9%	10.6%	11.4%
% of FP17s for the same patient ID Re-attending within 3 months - Adults	160	1,163	13.8%	14.9%	15.2%	15.4%
% of FP17s for the same patient ID Re-attending between 3 & 9 months - Children	150	397	37.8%	61.6%	62.3%	59.8%
% of FP17s for the same patient ID Re-attending between 3 & 9 months - Adults	397	1,163	34.1%	52.9%	53.3%	52.1%
% of FP17s for Band 1 Urgent Courses	203	1,549	13.1%	9.3%	9.7%	9.2%
% of FP17s Relating to Free Repair or Replacements	6	1,549	0.4%	0.5%	0.6%	0.7%
% of FP17s Relating to Continuations	3	1,549	0.2%	0.7%	0.8%	0.8%
% of Patients satisfied with the dentistry they have received	0	1	N/A	93.6%	93.4%	93.4%
% of Patients satisfied with the time they had to wait for an appointment	0	1	N/A	89.3%	86.8%	87.6%

* This is based on patients treated on this contract for their most recent course of treatment. Figures in italics indicate the base number of FP17s or Patient Questionnaire responses are less than 100. N/A is shown where the base number of responses is less than 10 during the period. % is calculated as Quantity/Base number*100

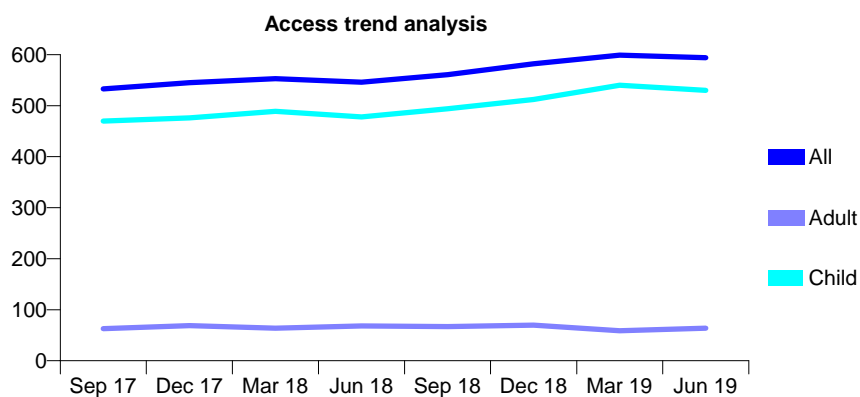
Q68 - Vital Signs At a Glance Contract Report for 167835/0001 - June 2019

Name or company name	MDS Dental Care
Contract type name	GDS Contract
Purpose of contract	General
Contract start date	01/09/2009
Contract end date	

19/20 Contracted general activity (UDA)	1,460
Carry forward general activity (UDA)	0
19/20 Contracted orthodontic activity (UOA)	0
Carry forward orthodontic activity (UOA)	0
Baseline contract value	£51,957.59

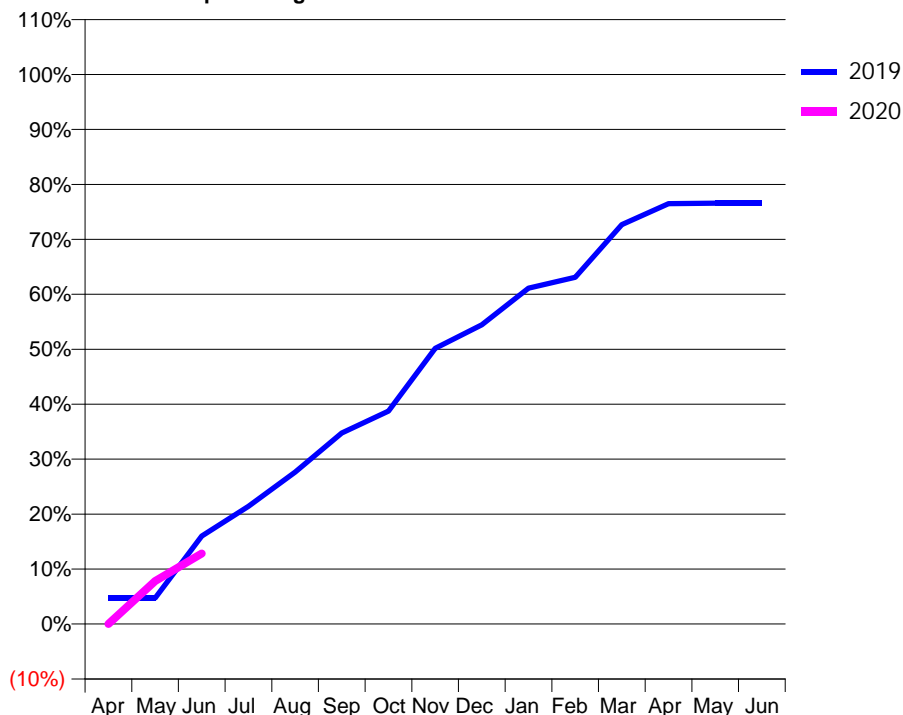
ACCESS*

Patients seen in 24 months	Total	Change since previous quarter
Quarter ending June 2018	546	
Quarter ending September 2018	561	↑
Quarter ending December 2018	582	↑
Quarter ending March 2019	599	↑
Quarter ending June 2019	594	→
Variance since June 2018	8.8%	↑



ACTIVITY

Cumulative percentage of contracted UDA delivered 2019 & 2020



Month	Adjusted Scheduled Activity (UDA)	
	2019	2020
April	69	0
May	69	114
June	234	187
July	313	
August	404	
September	508	
October	566	
November	732	
December	795	
January	892	
February	921	
March	1,061	
April	1,117	
May	1,118	
June	1,118	

QUALITY

	Quantity	Base Number	Contract	AT	Region	England
% of FP17s for the same patient ID Re-attending within 3 months - Children	8	169	4.7%	8.9%	10.6%	11.4%
% of FP17s for the same patient ID Re-attending within 3 months - Adults	0	0	N/A	14.9%	15.2%	15.4%
% of FP17s for the same patient ID Re-attending between 3 & 9 months - Children	97	169	57.4%	61.6%	62.3%	59.8%
% of FP17s for the same patient ID Re-attending between 3 & 9 months - Adults	0	0	N/A	52.9%	53.3%	52.1%
% of FP17s for Band 1 Urgent Courses	2	137	1.5%	9.3%	9.7%	9.2%
% of FP17s Relating to Free Repair or Replacements	0	137	0.0%	0.5%	0.6%	0.7%
% of FP17s Relating to Continuations	0	137	0.0%	0.7%	0.8%	0.8%
% of Patients satisfied with the dentistry they have received	1	1	N/A	93.6%	93.4%	93.4%
% of Patients satisfied with the time they had to wait for an appointment	1	1	N/A	89.3%	86.8%	87.6%

* This is based on patients treated on this contract for their most recent course of treatment. Figures in italics indicate the base number of FP17s or Patient Questionnaire responses are less than 100. N/A is shown where the base number of responses is less than 10 during the period. % is calculated as Quantity/Base number*100

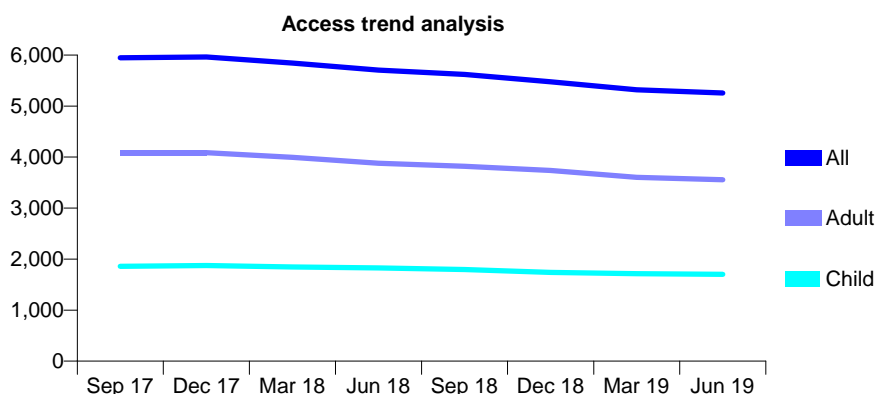
Q68 - Vital Signs At a Glance Contract Report for 168319/0001 - June 2019

Name or company name	Tooth Smart
Contract type name	GDS Contract
Purpose of contract	General
Contract start date	01/04/2013
Contract end date	

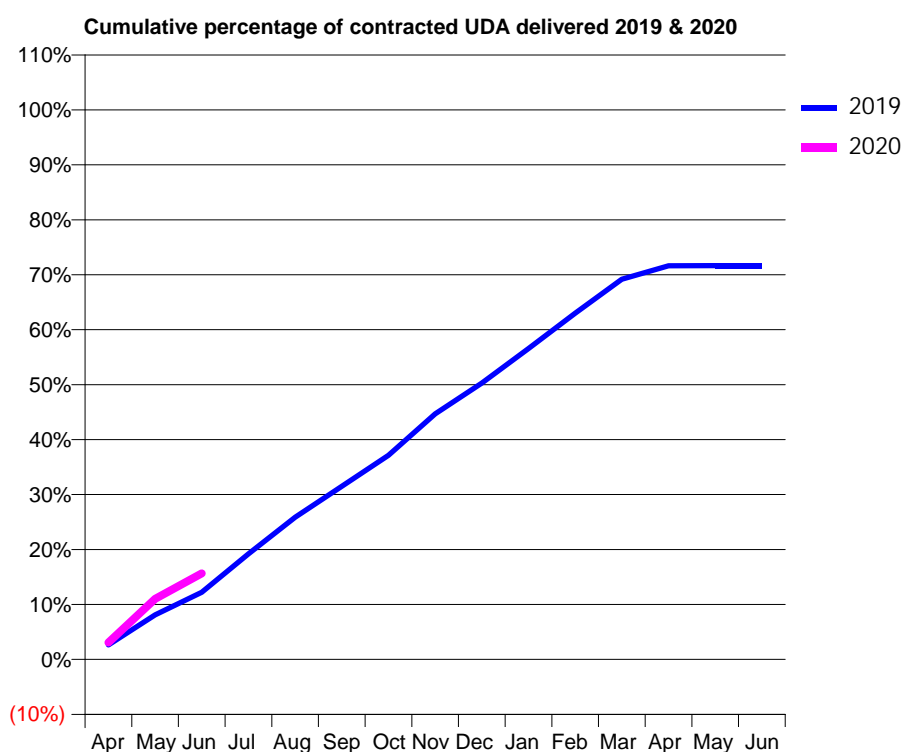
19/20 Contracted general activity (UDA)	18,083
Carry forward general activity (UDA)	0
19/20 Contracted orthodontic activity (UOA)	0
Carry forward orthodontic activity (UOA)	0
Baseline contract value	£480,172.16

ACCESS*

Patients seen in 24 months	Total	Change since previous quarter
Quarter ending June 2018	5,707	
Quarter ending September 2018	5,619	↓
Quarter ending December 2018	5,475	↓
Quarter ending March 2019	5,318	↓
Quarter ending June 2019	5,256	↓
Variance since June 2018	(7.9%)	↓



ACTIVITY



Adjusted Scheduled Activity (UDA)		
Month	2019	2020
April	475	555
May	1,469	1,995
June	2,208	2,834
July	3,471	
August	4,682	
September	5,692	
October	6,715	
November	8,083	
December	9,095	
January	10,230	
February	11,394	
March	12,507	
April	12,953	
May	12,957	
June	12,957	

QUALITY

	Quantity	Base Number	Contract	AT	Region	England
% of FP17s for the same patient ID Re-attending within 3 months - Children	28	494	5.7%	8.9%	10.6%	11.4%
% of FP17s for the same patient ID Re-attending within 3 months - Adults	155	998	15.5%	14.9%	15.2%	15.4%
% of FP17s for the same patient ID Re-attending between 3 & 9 months - Children	236	494	47.8%	61.6%	62.3%	59.8%
% of FP17s for the same patient ID Re-attending between 3 & 9 months - Adults	479	998	48.0%	52.9%	53.3%	52.1%
% of FP17s for Band 1 Urgent Courses	150	1,321	11.4%	9.3%	9.7%	9.2%
% of FP17s Relating to Free Repair or Replacements	2	1,321	0.2%	0.5%	0.6%	0.7%
% of FP17s Relating to Continuations	16	1,321	1.2%	0.7%	0.8%	0.8%
% of Patients satisfied with the dentistry they have received	0	0	N/A	93.6%	93.4%	93.4%
% of Patients satisfied with the time they had to wait for an appointment	0	0	N/A	89.3%	86.8%	87.6%

* This is based on patients treated on this contract for their most recent course of treatment. Figures in italics indicate the base number of FP17s or Patient Questionnaire responses are less than 100. N/A is shown where the base number of responses is less than 10 during the period. % is calculated as Quantity/Base number*100

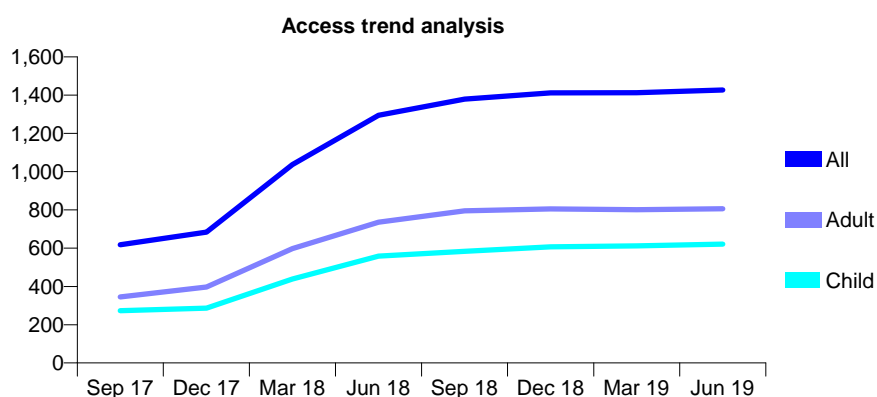
Q68 - Vital Signs At a Glance Contract Report for 168858/0001 - June 2019

Name or company name	Ms A Jawahar
Contract type name	GDS Contract
Purpose of contract	General
Contract start date	01/08/2015
Contract end date	

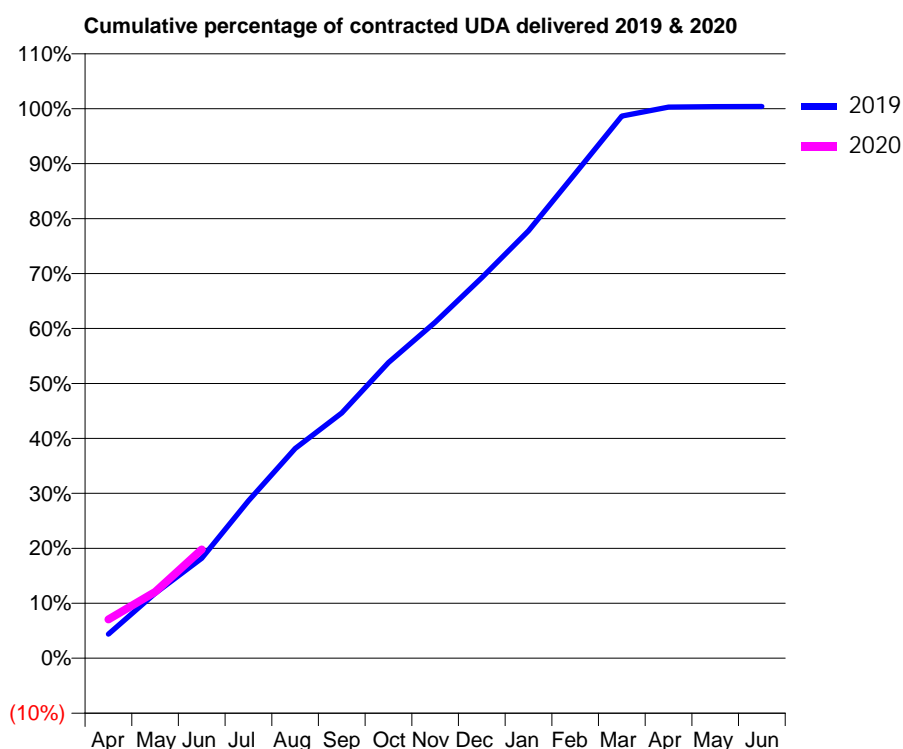
19/20 Contracted general activity (UDA)	4,410
Carry forward general activity (UDA)	0
19/20 Contracted orthodontic activity (UOA)	0
Carry forward orthodontic activity (UOA)	0
Baseline contract value	£101,067.98

ACCESS*

Patients seen in 24 months	Total	Change since previous quarter
Quarter ending June 2018	1,294	
Quarter ending September 2018	1,379	↑
Quarter ending December 2018	1,412	↑
Quarter ending March 2019	1,413	→
Quarter ending June 2019	1,427	→
Variance since June 2018	10.3%	↑



ACTIVITY



Adjusted Scheduled Activity (UDA)		
Month	2019	2020
April	193	312
May	520	532
June	802	873
July	1,264	
August	1,683	
September	1,968	
October	2,373	
November	2,696	
December	3,053	
January	3,430	
February	3,890	
March	4,351	
April	4,422	
May	4,427	
June	4,428	

QUALITY

	Quantity	Base Number	Contract	AT	Region	England
% of FP17s for the same patient ID Re-attending within 3 months - Children	22	248	8.9%	8.9%	10.6%	11.4%
% of FP17s for the same patient ID Re-attending within 3 months - Adults	54	308	17.5%	14.9%	15.2%	15.4%
% of FP17s for the same patient ID Re-attending between 3 & 9 months - Children	179	248	72.2%	61.6%	62.3%	59.8%
% of FP17s for the same patient ID Re-attending between 3 & 9 months - Adults	197	308	64.0%	52.9%	53.3%	52.1%
% of FP17s for Band 1 Urgent Courses	31	499	6.2%	9.3%	9.7%	9.2%
% of FP17s Relating to Free Repair or Replacements	2	499	0.4%	0.5%	0.6%	0.7%
% of FP17s Relating to Continuations	0	499	0.0%	0.7%	0.8%	0.8%
% of Patients satisfied with the dentistry they have received	0	1	N/A	93.6%	93.4%	93.4%
% of Patients satisfied with the time they had to wait for an appointment	0	1	N/A	89.3%	86.8%	87.6%

* This is based on patients treated on this contract for their most recent course of treatment.

Figures in italics indicate the base number of FP17s or Patient Questionnaire responses are less than 100. N/A is shown where the base number of responses is less than 10 during the period. % is calculated as Quantity/Base number*100

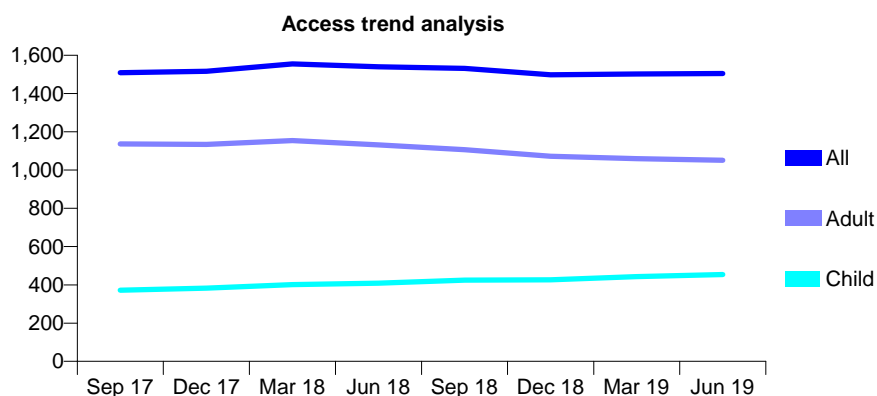
Q68 - Vital Signs At a Glance Contract Report for 169927/0002 - June 2019

Name or company name	Kings Dental Care
Contract type name	GDS Contract
Purpose of contract	General
Contract start date	01/04/2015
Contract end date	

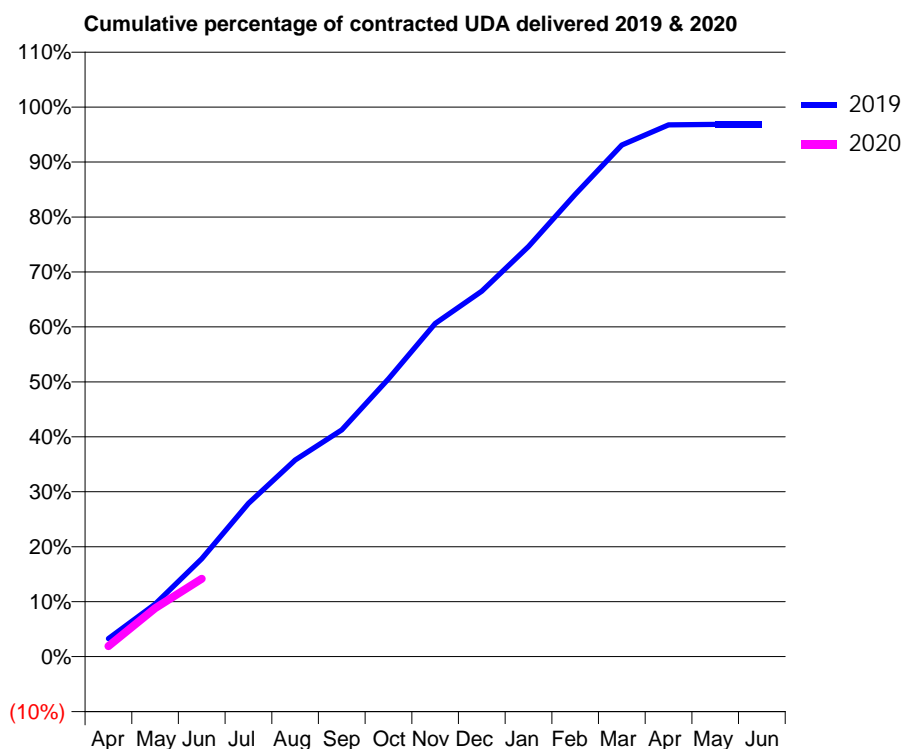
19/20 Contracted general activity (UDA)	4,840
Carry forward general activity (UDA)	0
19/20 Contracted orthodontic activity (UOA)	0
Carry forward orthodontic activity (UOA)	0
Baseline contract value	£121,676.72

ACCESS*

Patients seen in 24 months	Total	Change since previous quarter
Quarter ending June 2018	1,540	
Quarter ending September 2018	1,531	→
Quarter ending December 2018	1,498	↓
Quarter ending March 2019	1,502	→
Quarter ending June 2019	1,505	→
Variance since June 2018	(2.3%)	↓



ACTIVITY



Month	Adjusted Scheduled Activity (UDA)	
	2019	2020
April	159	92
May	463	426
June	862	686
July	1,350	
August	1,732	
September	1,996	
October	2,446	
November	2,934	
December	3,219	
January	3,613	
February	4,072	
March	4,504	
April	4,683	
May	4,686	
June	4,686	

QUALITY

	Quantity	Base Number	Contract	AT	Region	England
% of FP17s for the same patient ID Re-attending within 3 months - Children	7	155	4.5%	8.9%	10.6%	11.4%
% of FP17s for the same patient ID Re-attending within 3 months - Adults	31	319	9.7%	14.9%	15.2%	15.4%
% of FP17s for the same patient ID Re-attending between 3 & 9 months - Children	83	155	53.5%	61.6%	62.3%	59.8%
% of FP17s for the same patient ID Re-attending between 3 & 9 months - Adults	206	319	64.6%	52.9%	53.3%	52.1%
% of FP17s for Band 1 Urgent Courses	39	387	10.1%	9.3%	9.7%	9.2%
% of FP17s Relating to Free Repair or Replacements	1	387	0.3%	0.5%	0.6%	0.7%
% of FP17s Relating to Continuations	3	387	0.8%	0.7%	0.8%	0.8%
% of Patients satisfied with the dentistry they have received	8	8	N/A	93.6%	93.4%	93.4%
% of Patients satisfied with the time they had to wait for an appointment	8	8	N/A	89.3%	86.8%	87.6%

* This is based on patients treated on this contract for their most recent course of treatment. Figures in italics indicate the base number of FP17s or Patient Questionnaire responses are less than 100. N/A is shown where the base number of responses is less than 10 during the period. % is calculated as Quantity/Base number*100

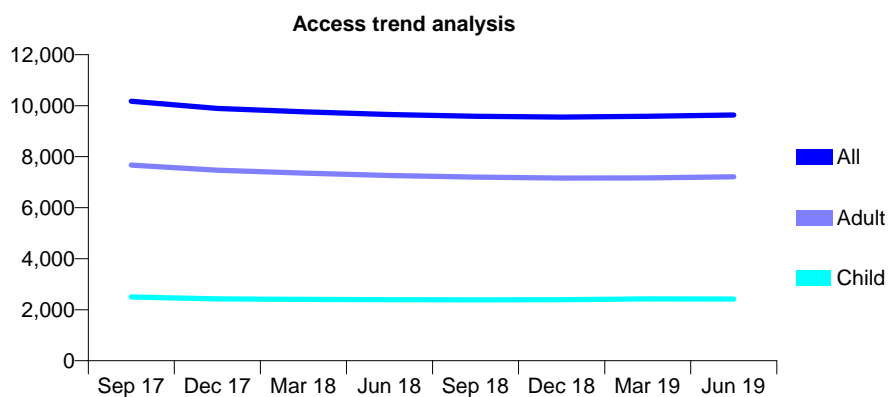
Q68 - Vital Signs At a Glance Contract Report for 170534/0002 - June 2019

Name or company name	MR P MARSDEN
Contract type name	GDS Contract
Purpose of contract	General
Contract start date	02/03/2015
Contract end date	

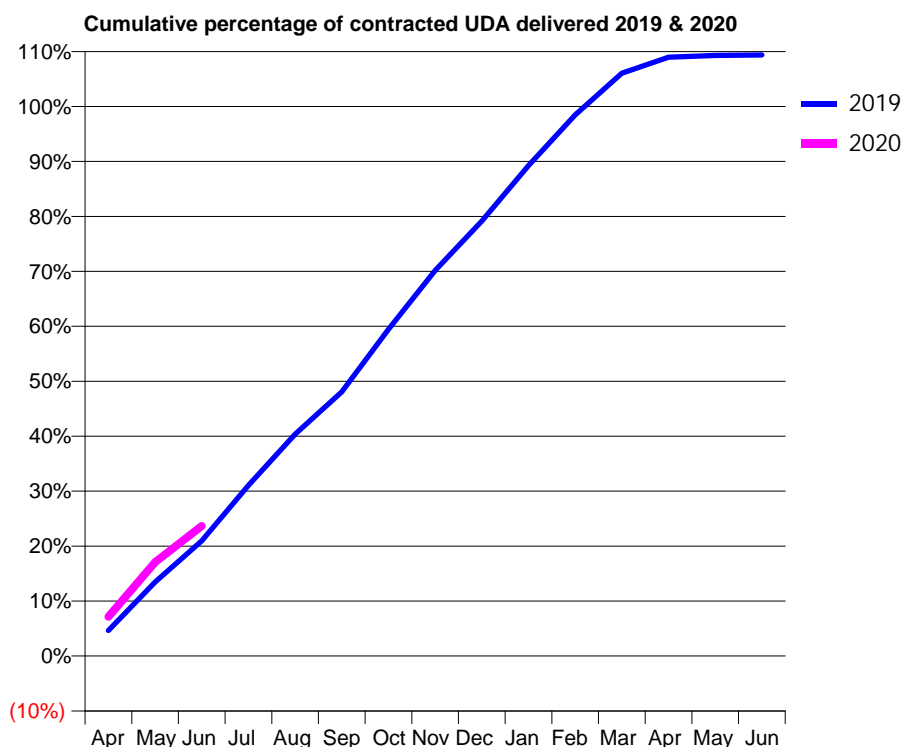
19/20 Contracted general activity (UDA)	26,000
Carry forward general activity (UDA)	0
19/20 Contracted orthodontic activity (UOA)	0
Carry forward orthodontic activity (UOA)	0
Baseline contract value	£724,905.66

ACCESS*

Patients seen in 24 months	Total	Change since previous quarter
Quarter ending June 2018	9,655	
Quarter ending September 2018	9,585	→
Quarter ending December 2018	9,554	→
Quarter ending March 2019	9,589	→
Quarter ending June 2019	9,634	→
Variance since June 2018	(0.2%)	→



ACTIVITY



Month	Adjusted Scheduled Activity (UDA)	
	2019	2020
April	1,207	1,859
May	3,508	4,438
June	5,448	6,155
July	8,073	
August	10,493	
September	12,494	
October	15,462	
November	18,241	
December	20,575	
January	23,206	
February	25,608	
March	27,575	
April	28,324	
May	28,417	
June	28,433	

QUALITY

	Quantity	Base Number	Contract	AT	Region	England
% of FP17s for the same patient ID Re-attending within 3 months - Children	68	849	8.0%	8.9%	10.6%	11.4%
% of FP17s for the same patient ID Re-attending within 3 months - Adults	402	2,465	16.3%	14.9%	15.2%	15.4%
% of FP17s for the same patient ID Re-attending between 3 & 9 months - Children	507	849	59.7%	61.6%	62.3%	59.8%
% of FP17s for the same patient ID Re-attending between 3 & 9 months - Adults	1,434	2,465	58.2%	52.9%	53.3%	52.1%
% of FP17s for Band 1 Urgent Courses	225	2,904	7.7%	9.3%	9.7%	9.2%
% of FP17s Relating to Free Repair or Replacements	25	2,904	0.9%	0.5%	0.6%	0.7%
% of FP17s Relating to Continuations	69	2,904	2.4%	0.7%	0.8%	0.8%
% of Patients satisfied with the dentistry they have received	6	6	N/A	93.6%	93.4%	93.4%
% of Patients satisfied with the time they had to wait for an appointment	5	6	N/A	89.3%	86.8%	87.6%

* This is based on patients treated on this contract for their most recent course of treatment. Figures in italics indicate the base number of FP17s or Patient Questionnaire responses are less than 100. N/A is shown where the base number of responses is less than 10 during the period. % is calculated as Quantity/Base number*100

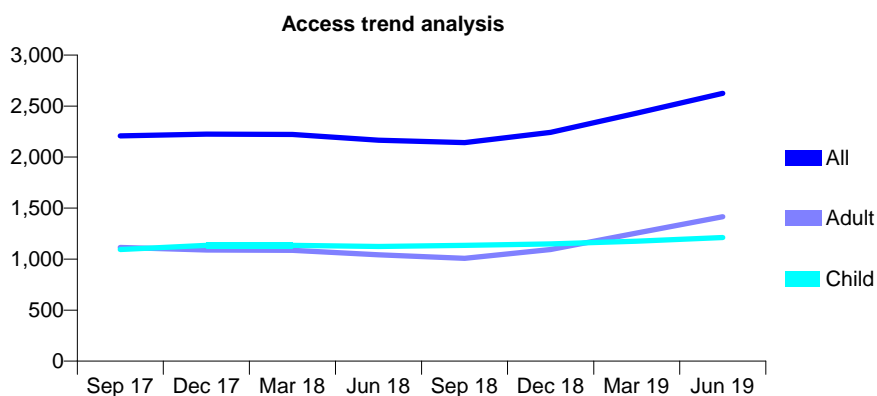
Q68 - Vital Signs At a Glance Contract Report for 171107/0001 - June 2019

Name or company name	Mr Sachin Anand & Miss Shalini Anand
Contract type name	GDS Contract
Purpose of contract	General
Contract start date	02/03/2009
Contract end date	

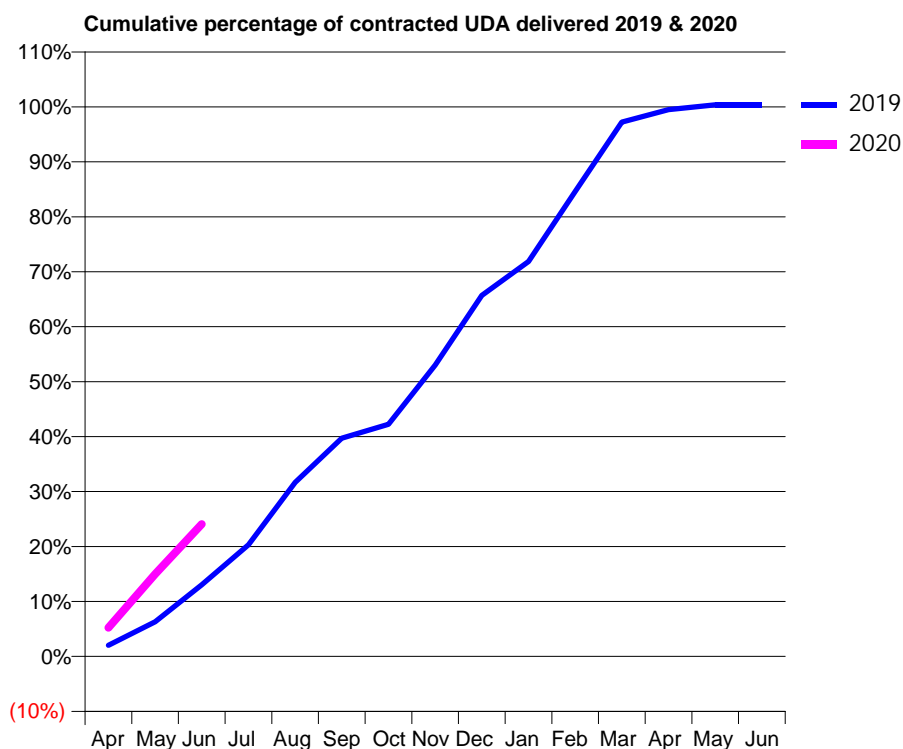
19/20 Contracted general activity (UDA)	5,855
Carry forward general activity (UDA)	0
19/20 Contracted orthodontic activity (UOA)	0
Carry forward orthodontic activity (UOA)	0
Baseline contract value	£134,695.84

ACCESS*

Patients seen in 24 months	Total	Change since previous quarter
Quarter ending June 2018	2,166	
Quarter ending September 2018	2,142	↓
Quarter ending December 2018	2,242	↑
Quarter ending March 2019	2,431	↑
Quarter ending June 2019	2,626	↑
Variance since June 2018	21.2%	↑



ACTIVITY



Month	2019	2020
April	118	306
May	371	877
June	764	1,410
July	1,189	
August	1,854	
September	2,325	
October	2,473	
November	3,103	
December	3,846	
January	4,207	
February	4,953	
March	5,693	
April	5,824	
May	5,877	
June	5,875	

QUALITY

	Quantity	Base Number	Contract	AT	Region	England
% of FP17s for the same patient ID Re-attending within 3 months - Children	37	416	8.9%	8.9%	10.6%	11.4%
% of FP17s for the same patient ID Re-attending within 3 months - Adults	87	516	16.9%	14.9%	15.2%	15.4%
% of FP17s for the same patient ID Re-attending between 3 & 9 months - Children	241	416	57.9%	61.6%	62.3%	59.8%
% of FP17s for the same patient ID Re-attending between 3 & 9 months - Adults	183	516	35.5%	52.9%	53.3%	52.1%
% of FP17s for Band 1 Urgent Courses	70	814	8.6%	9.3%	9.7%	9.2%
% of FP17s Relating to Free Repair or Replacements	11	814	1.4%	0.5%	0.6%	0.7%
% of FP17s Relating to Continuations	1	814	0.1%	0.7%	0.8%	0.8%
% of Patients satisfied with the dentistry they have received	0	0	N/A	93.6%	93.4%	93.4%
% of Patients satisfied with the time they had to wait for an appointment	0	0	N/A	89.3%	86.8%	87.6%

* This is based on patients treated on this contract for their most recent course of treatment. Figures in italics indicate the base number of FP17s or Patient Questionnaire responses are less than 100. N/A is shown where the base number of responses is less than 10 during the period. % is calculated as Quantity/Base number*100

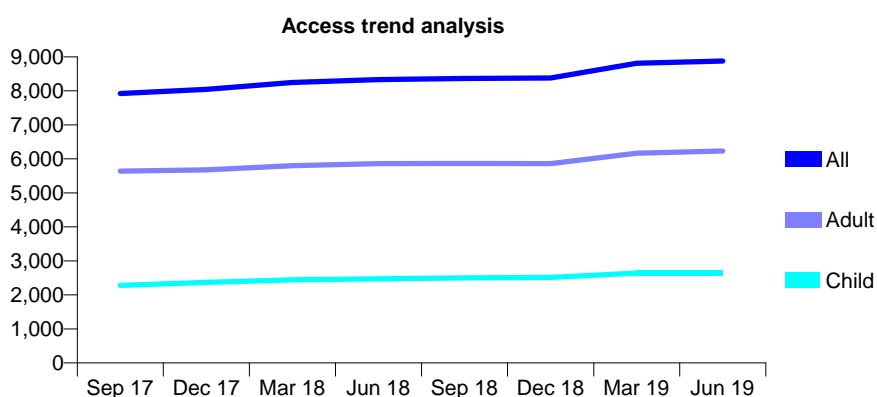
Q68 - Vital Signs At a Glance Contract Report for 171107/0002 - June 2019

Name or company name	Mr Sachin Anand & Miss Shalini Anand
Contract type name	GDS Contract
Purpose of contract	General
Contract start date	01/12/2012
Contract end date	

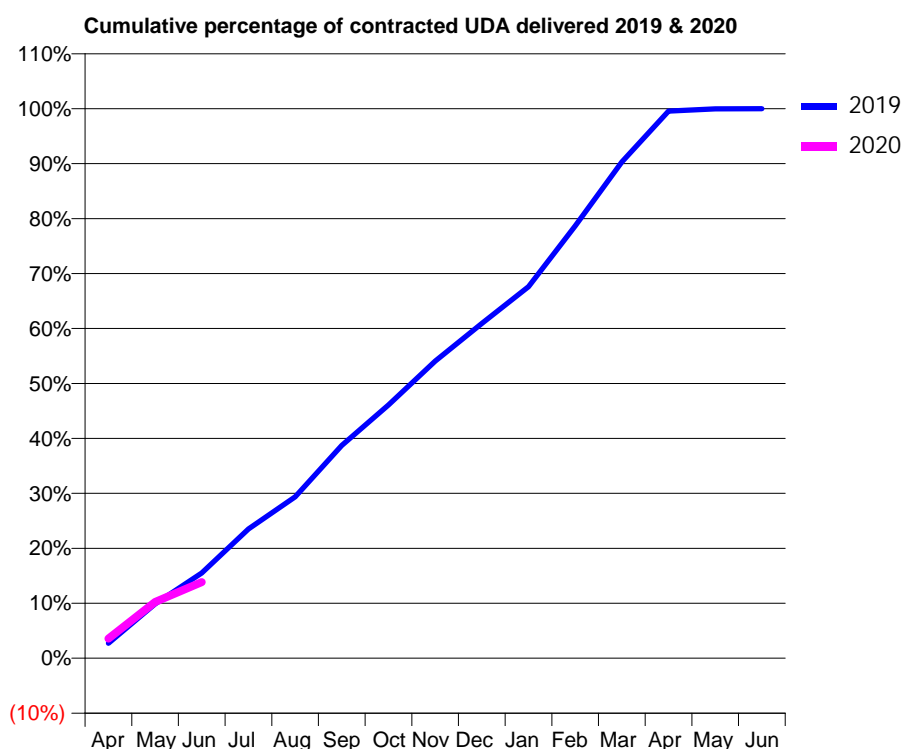
19/20 Contracted general activity (UDA)	21,500
Carry forward general activity (UDA)	0
19/20 Contracted orthodontic activity (UOA)	0
Carry forward orthodontic activity (UOA)	0
Baseline contract value	£596,900.73

ACCESS*

Patients seen in 24 months	Total	Change since previous quarter
Quarter ending June 2018	8,330	
Quarter ending September 2018	8,366	→
Quarter ending December 2018	8,377	→
Quarter ending March 2019	8,808	↑
Quarter ending June 2019	8,875	→
Variance since June 2018	6.5%	↑



ACTIVITY



Month	2019	2020
April	571	771
May	2,076	2,205
June	3,258	2,974
July	4,939	
August	6,169	
September	8,131	
October	9,679	
November	11,353	
December	12,786	
January	14,193	
February	16,525	
March	18,958	
April	20,906	
May	20,993	
June	20,997	

QUALITY

	Quantity	Base Number	Contract	AT	Region	England
% of FP17s for the same patient ID Re-attending within 3 months - Children	56	905	6.2%	8.9%	10.6%	11.4%
% of FP17s for the same patient ID Re-attending within 3 months - Adults	261	1,883	13.9%	14.9%	15.2%	15.4%
% of FP17s for the same patient ID Re-attending between 3 & 9 months - Children	644	905	71.2%	61.6%	62.3%	59.8%
% of FP17s for the same patient ID Re-attending between 3 & 9 months - Adults	838	1,883	44.5%	52.9%	53.3%	52.1%
% of FP17s for Band 1 Urgent Courses	112	1,722	6.5%	9.3%	9.7%	9.2%
% of FP17s Relating to Free Repair or Replacements	14	1,722	0.8%	0.5%	0.6%	0.7%
% of FP17s Relating to Continuations	10	1,722	0.6%	0.7%	0.8%	0.8%
% of Patients satisfied with the dentistry they have received	4	4	N/A	93.6%	93.4%	93.4%
% of Patients satisfied with the time they had to wait for an appointment	4	4	N/A	89.3%	86.8%	87.6%

* This is based on patients treated on this contract for their most recent course of treatment.

Figures in italics indicate the base number of FP17s or Patient Questionnaire responses are less than 100. N/A is shown where the base number of responses is less than 10 during the period. % is calculated as Quantity/Base number*100

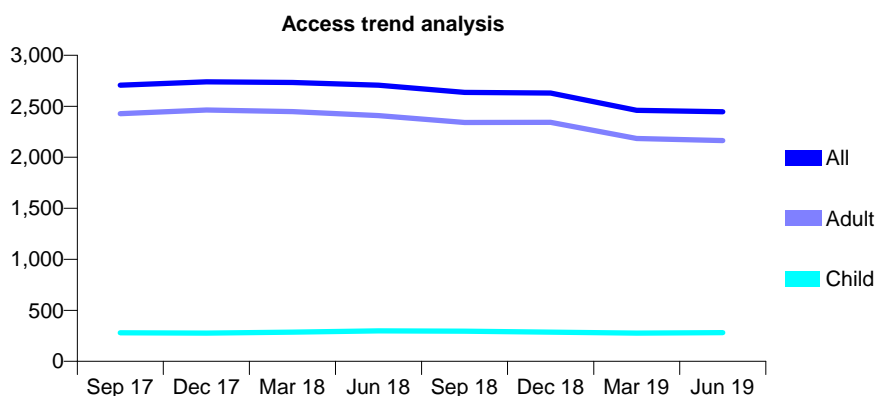
Q68 - Vital Signs At a Glance Contract Report for 171719/0001 - June 2019

Name or company name	Mr A Elamin
Contract type name	GDS Contract
Purpose of contract	General
Contract start date	01/12/2014
Contract end date	

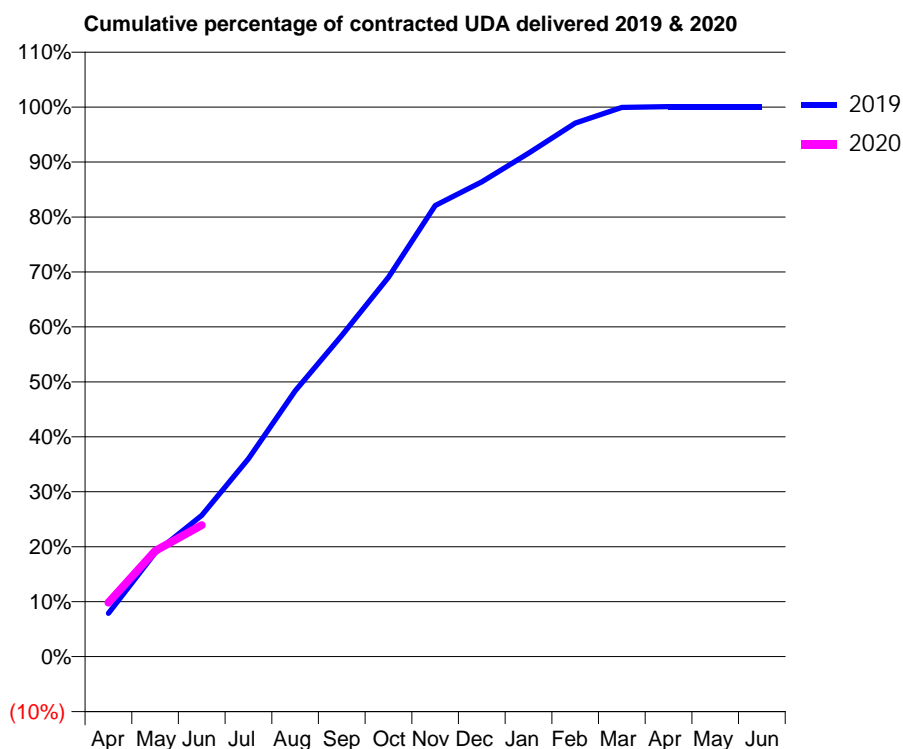
19/20 Contracted general activity (UDA)	6,255
Carry forward general activity (UDA)	0
19/20 Contracted orthodontic activity (UOA)	0
Carry forward orthodontic activity (UOA)	0
Baseline contract value	£170,344.22

ACCESS*

Patients seen in 24 months	Total	Change since previous quarter
Quarter ending June 2018	2,707	
Quarter ending September 2018	2,636	↓
Quarter ending December 2018	2,629	→
Quarter ending March 2019	2,461	↓
Quarter ending June 2019	2,446	→
Variance since June 2018	(9.6%)	↓



ACTIVITY



Month	Adjusted Scheduled Activity (UDA)	
	2019	2020
April	493	616
May	1,182	1,203
June	1,608	1,497
July	2,252	
August	3,025	
September	3,656	
October	4,317	
November	5,134	
December	5,404	
January	5,729	
February	6,073	
March	6,250	
April	6,260	
May	6,260	
June	6,260	

QUALITY

	Quantity	Base Number	Contract	AT	Region	England
% of FP17s for the same patient ID Re-attending within 3 months - Children	6	79	7.6%	8.9%	10.6%	11.4%
% of FP17s for the same patient ID Re-attending within 3 months - Adults	95	454	20.9%	14.9%	15.2%	15.4%
% of FP17s for the same patient ID Re-attending between 3 & 9 months - Children	24	79	30.4%	61.6%	62.3%	59.8%
% of FP17s for the same patient ID Re-attending between 3 & 9 months - Adults	88	454	19.4%	52.9%	53.3%	52.1%
% of FP17s for Band 1 Urgent Courses	106	525	20.2%	9.3%	9.7%	9.2%
% of FP17s Relating to Free Repair or Replacements	9	525	1.7%	0.5%	0.6%	0.7%
% of FP17s Relating to Continuations	3	525	0.6%	0.7%	0.8%	0.8%
% of Patients satisfied with the dentistry they have received	1	2	N/A	93.6%	93.4%	93.4%
% of Patients satisfied with the time they had to wait for an appointment	2	2	N/A	89.3%	86.8%	87.6%

* This is based on patients treated on this contract for their most recent course of treatment. Figures in italics indicate the base number of FP17s or Patient Questionnaire responses are less than 100. N/A is shown where the base number of responses is less than 10 during the period. % is calculated as Quantity/Base number*100

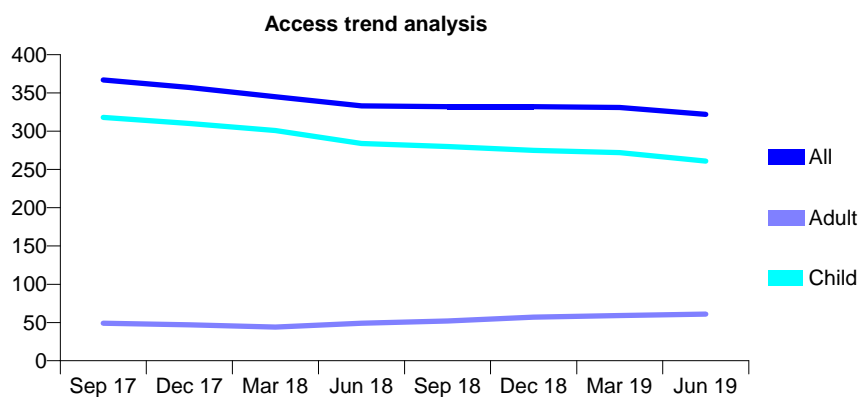
Q68 - Vital Signs At a Glance Contract Report for 171891/0001 - June 2019

Name or company name	Chertsey Dental Practice Ltd
Contract type name	GDS Contract
Purpose of contract	General
Contract start date	01/10/2012
Contract end date	

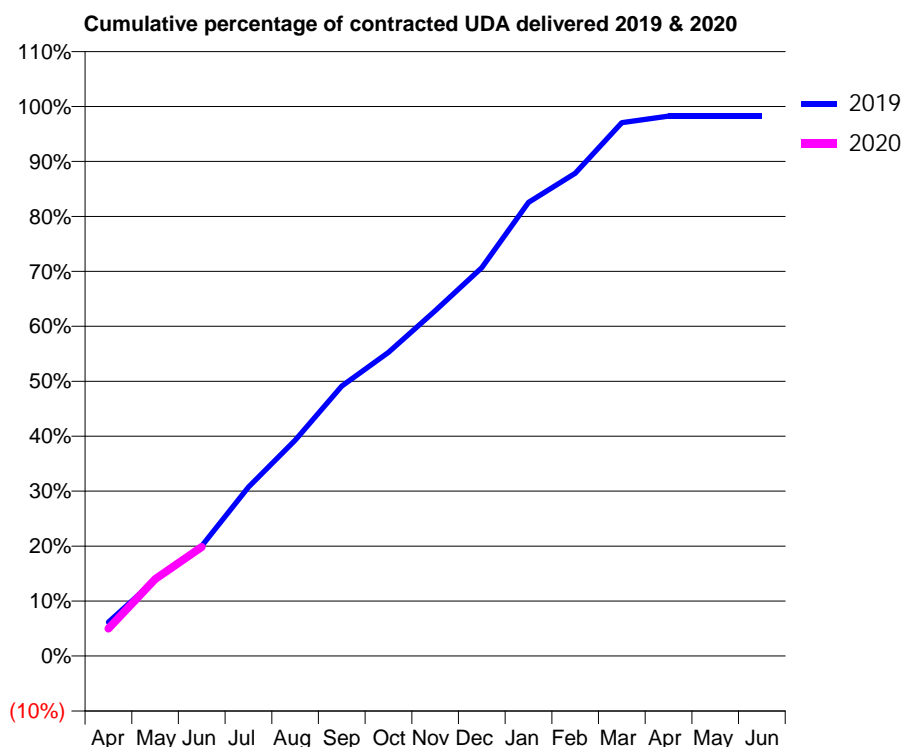
19/20 Contracted general activity (UDA)	600
Carry forward general activity (UDA)	0
19/20 Contracted orthodontic activity (UOA)	0
Carry forward orthodontic activity (UOA)	0
Baseline contract value	£15,519.53

ACCESS*

Patients seen in 24 months	Total	Change since previous quarter
Quarter ending June 2018	333	
Quarter ending September 2018	332	→
Quarter ending December 2018	332	→
Quarter ending March 2019	331	→
Quarter ending June 2019	322	↓
Variance since June 2018	(3.3%)	↓



ACTIVITY



Month	Adjusted Scheduled Activity (UDA)	
	2019	2020
April	37	30
May	83	84
June	120	119
July	184	
August	236	
September	295	
October	332	
November	377	
December	424	
January	495	
February	527	
March	582	
April	589	
May	589	
June	589	

QUALITY

	Quantity	Base Number	Contract	AT	Region	England
% of FP17s for the same patient ID Re-attending within 3 months - Children	3	97	3.1%	8.9%	10.6%	11.4%
% of FP17s for the same patient ID Re-attending within 3 months - Adults	0	7	0.0%	14.9%	15.2%	15.4%
% of FP17s for the same patient ID Re-attending between 3 & 9 months - Children	73	97	75.3%	61.6%	62.3%	59.8%
% of FP17s for the same patient ID Re-attending between 3 & 9 months - Adults	5	7	71.4%	52.9%	53.3%	52.1%
% of FP17s for Band 1 Urgent Courses	1	97	1.0%	9.3%	9.7%	9.2%
% of FP17s Relating to Free Repair or Replacements	0	97	0.0%	0.5%	0.6%	0.7%
% of FP17s Relating to Continuations	0	97	0.0%	0.7%	0.8%	0.8%
% of Patients satisfied with the dentistry they have received	0	0	N/A	93.6%	93.4%	93.4%
% of Patients satisfied with the time they had to wait for an appointment	0	0	N/A	89.3%	86.8%	87.6%

* This is based on patients treated on this contract for their most recent course of treatment. Figures in italics indicate the base number of FP17s or Patient Questionnaire responses are less than 100. N/A is shown where the base number of responses is less than 10 during the period. % is calculated as Quantity/Base number*100

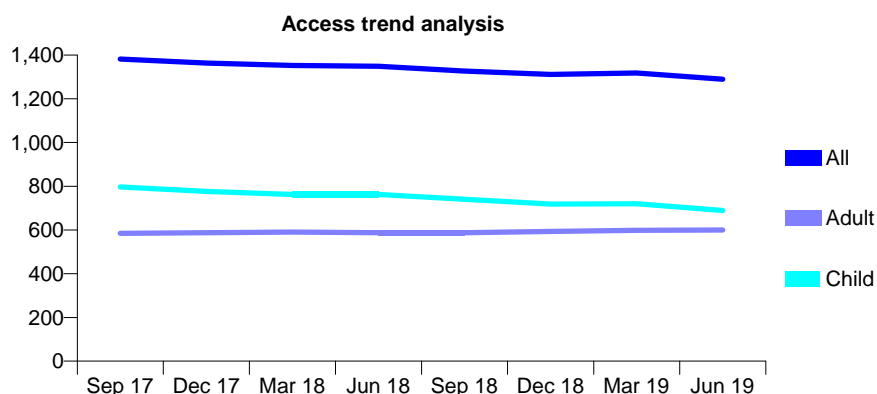
Q68 - Vital Signs At a Glance Contract Report for 171913/0001 - June 2019

Name or company name	Andrew J S Mussett Ltd
Contract type name	GDS Contract
Purpose of contract	General
Contract start date	01/11/2009
Contract end date	

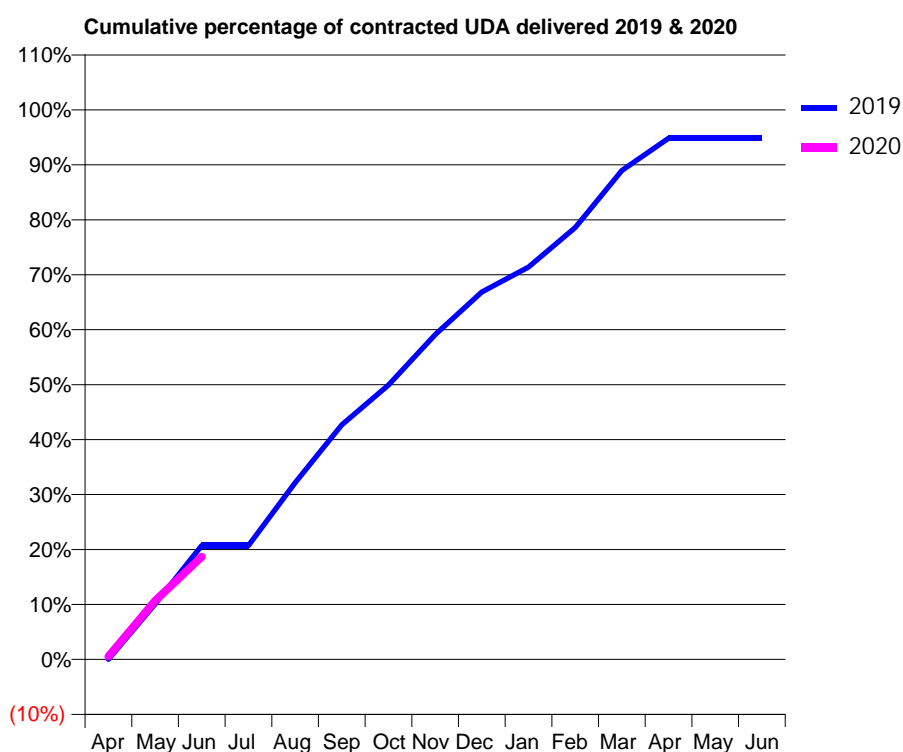
19/20 Contracted general activity (UDA)	2,845
Carry forward general activity (UDA)	0
19/20 Contracted orthodontic activity (UOA)	0
Carry forward orthodontic activity (UOA)	0
Baseline contract value	£72,284.63

ACCESS*

Patients seen in 24 months	Total	Change since previous quarter
Quarter ending June 2018	1,349	
Quarter ending September 2018	1,327	↓
Quarter ending December 2018	1,311	↓
Quarter ending March 2019	1,318	→
Quarter ending June 2019	1,289	↓
Variance since June 2018	(4.4%)	↓



ACTIVITY



Month	2019	2020
April	0	15
May	287	304
June	590	531
July	590	
August	915	
September	1,214	
October	1,421	
November	1,681	
December	1,902	
January	2,031	
February	2,236	
March	2,531	
April	2,698	
May	2,698	
June	2,698	

QUALITY

	Quantity	Base Number	Contract	AT	Region	England
% of FP17s for the same patient ID Re-attending within 3 months - Children	12	327	3.7%	8.9%	10.6%	11.4%
% of FP17s for the same patient ID Re-attending within 3 months - Adults	16	217	7.4%	14.9%	15.2%	15.4%
% of FP17s for the same patient ID Re-attending between 3 & 9 months - Children	232	327	70.9%	61.6%	62.3%	59.8%
% of FP17s for the same patient ID Re-attending between 3 & 9 months - Adults	175	217	80.6%	52.9%	53.3%	52.1%
% of FP17s for Band 1 Urgent Courses	6	420	1.4%	9.3%	9.7%	9.2%
% of FP17s Relating to Free Repair or Replacements	0	420	0.0%	0.5%	0.6%	0.7%
% of FP17s Relating to Continuations	0	420	0.0%	0.7%	0.8%	0.8%
% of Patients satisfied with the dentistry they have received	2	2	N/A	93.6%	93.4%	93.4%
% of Patients satisfied with the time they had to wait for an appointment	2	2	N/A	89.3%	86.8%	87.6%

* This is based on patients treated on this contract for their most recent course of treatment. Figures in italics indicate the base number of FP17s or Patient Questionnaire responses are less than 100. N/A is shown where the base number of responses is less than 10 during the period. % is calculated as Quantity/Base number*100

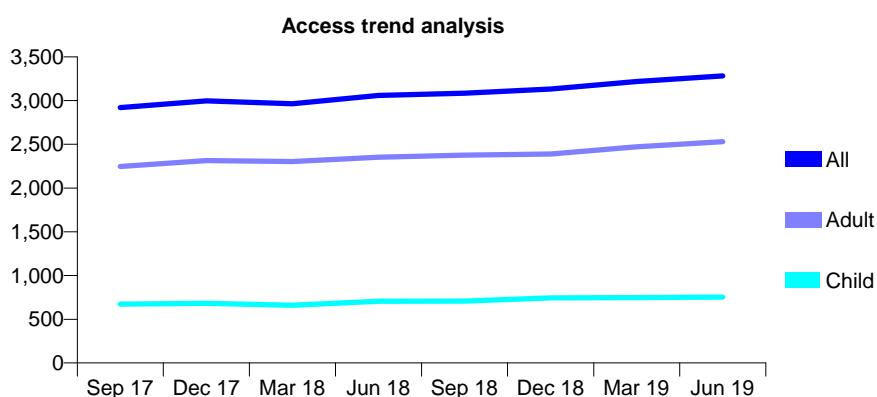
Q68 - Vital Signs At a Glance Contract Report for 175633/0001 - June 2019

Name or company name	Mr M Eyrumlu & Mr A Eyrumlu
Contract type name	GDS Contract
Purpose of contract	General
Contract start date	01/12/2010
Contract end date	

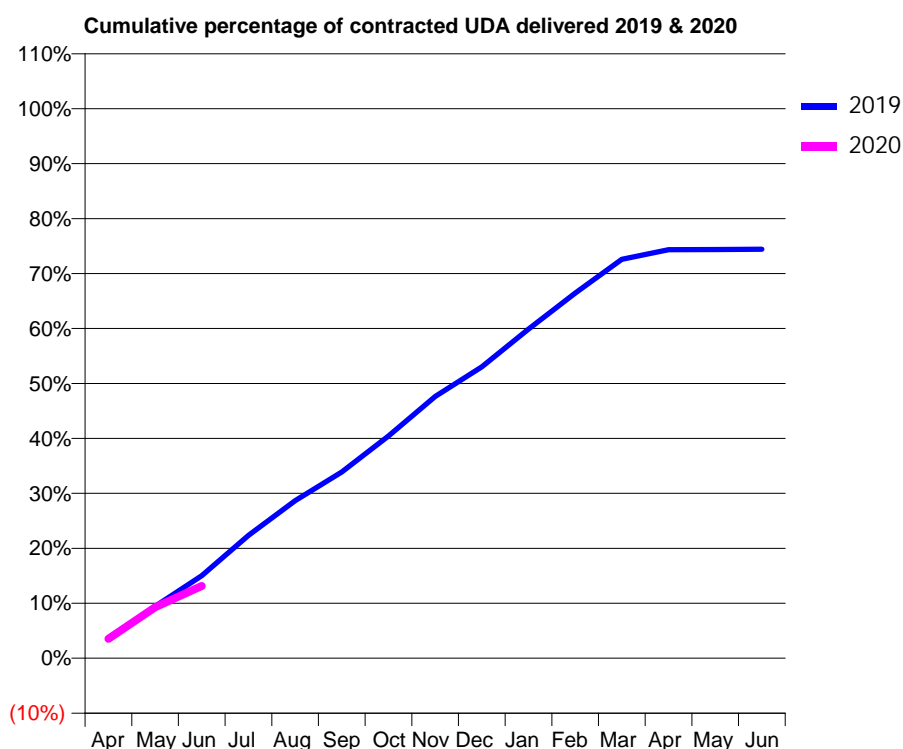
19/20 Contracted general activity (UDA)	12,150
Carry forward general activity (UDA)	0
19/20 Contracted orthodontic activity (UOA)	0
Carry forward orthodontic activity (UOA)	0
Baseline contract value	£302,169.10

ACCESS*

Patients seen in 24 months	Total	Change since previous quarter
Quarter ending June 2018	3,059	
Quarter ending September 2018	3,084	→
Quarter ending December 2018	3,132	→
Quarter ending March 2019	3,219	↑
Quarter ending June 2019	3,283	→
Variance since June 2018	7.3%	↑



ACTIVITY



Month	2019	2020
April	411	432
May	1,149	1,128
June	1,823	1,600
July	2,716	
August	3,482	
September	4,116	
October	4,914	
November	5,786	
December	6,441	
January	7,278	
February	8,076	
March	8,822	
April	9,033	
May	9,036	
June	9,042	

QUALITY

	Quantity	Base Number	Contract	AT	Region	England
% of FP17s for the same patient ID Re-attending within 3 months - Children	7	195	3.6%	8.9%	10.6%	11.4%
% of FP17s for the same patient ID Re-attending within 3 months - Adults	77	747	10.3%	14.9%	15.2%	15.4%
% of FP17s for the same patient ID Re-attending between 3 & 9 months - Children	119	195	61.0%	61.6%	62.3%	59.8%
% of FP17s for the same patient ID Re-attending between 3 & 9 months - Adults	427	747	57.2%	52.9%	53.3%	52.1%
% of FP17s for Band 1 Urgent Courses	15	824	1.8%	9.3%	9.7%	9.2%
% of FP17s Relating to Free Repair or Replacements	0	824	0.0%	0.5%	0.6%	0.7%
% of FP17s Relating to Continuations	27	824	3.3%	0.7%	0.8%	0.8%
% of Patients satisfied with the dentistry they have received	1	1	N/A	93.6%	93.4%	93.4%
% of Patients satisfied with the time they had to wait for an appointment	1	1	N/A	89.3%	86.8%	87.6%

* This is based on patients treated on this contract for their most recent course of treatment.

Figures in italics indicate the base number of FP17s or Patient Questionnaire responses are less than 100. N/A is shown where the base number of responses is less than 10 during the period. % is calculated as Quantity/Base number*100

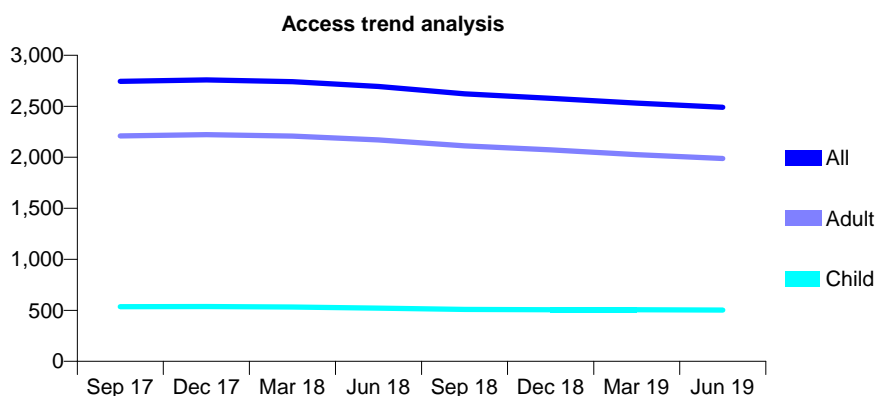
Q68 - Vital Signs At a Glance Contract Report for 176214/0001 - June 2019

Name or company name	Warrior Square Dental Practice Ltd
Contract type name	GDS Contract
Purpose of contract	General
Contract start date	01/07/2015
Contract end date	

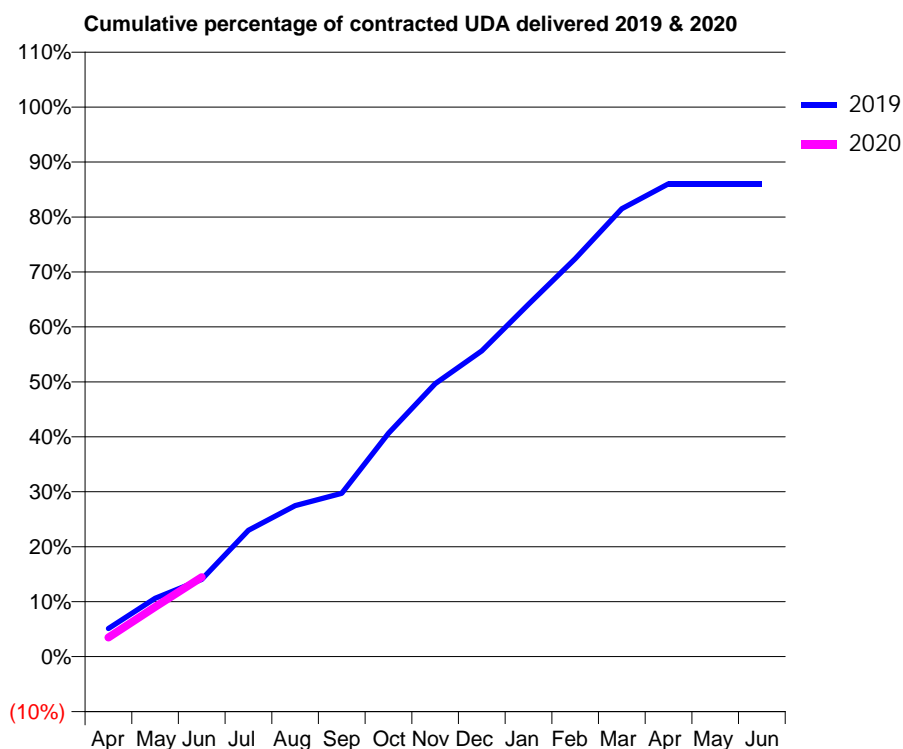
19/20 Contracted general activity (UDA)	7,000
Carry forward general activity (UDA)	0
19/20 Contracted orthodontic activity (UOA)	0
Carry forward orthodontic activity (UOA)	0
Baseline contract value	£177,395.44

ACCESS*

Patients seen in 24 months	Total	Change since previous quarter
Quarter ending June 2018	2,693	
Quarter ending September 2018	2,621	↓
Quarter ending December 2018	2,579	↓
Quarter ending March 2019	2,531	↓
Quarter ending June 2019	2,489	↓
Variance since June 2018	(7.6%)	↓



ACTIVITY



Month	Adjusted Scheduled Activity (UDA)	
	2019	2020
April	358	244
May	742	633
June	985	1,011
July	1,610	
August	1,924	
September	2,079	
October	2,844	
November	3,476	
December	3,895	
January	4,487	
February	5,068	
March	5,704	
April	6,023	
May	6,023	
June	6,023	

QUALITY

	Quantity	Base Number	Contract	AT	Region	England
% of FP17s for the same patient ID Re-attending within 3 months - Children	20	204	9.8%	8.9%	10.6%	11.4%
% of FP17s for the same patient ID Re-attending within 3 months - Adults	129	796	16.2%	14.9%	15.2%	15.4%
% of FP17s for the same patient ID Re-attending between 3 & 9 months - Children	137	204	67.2%	61.6%	62.3%	59.8%
% of FP17s for the same patient ID Re-attending between 3 & 9 months - Adults	512	796	64.3%	52.9%	53.3%	52.1%
% of FP17s for Band 1 Urgent Courses	47	692	6.8%	9.3%	9.7%	9.2%
% of FP17s Relating to Free Repair or Replacements	7	692	1.0%	0.5%	0.6%	0.7%
% of FP17s Relating to Continuations	4	692	0.6%	0.7%	0.8%	0.8%
% of Patients satisfied with the dentistry they have received	2	2	N/A	93.6%	93.4%	93.4%
% of Patients satisfied with the time they had to wait for an appointment	2	2	N/A	89.3%	86.8%	87.6%

* This is based on patients treated on this contract for their most recent course of treatment. Figures in italics indicate the base number of FP17s or Patient Questionnaire responses are less than 100. N/A is shown where the base number of responses is less than 10 during the period. % is calculated as Quantity/Base number*100

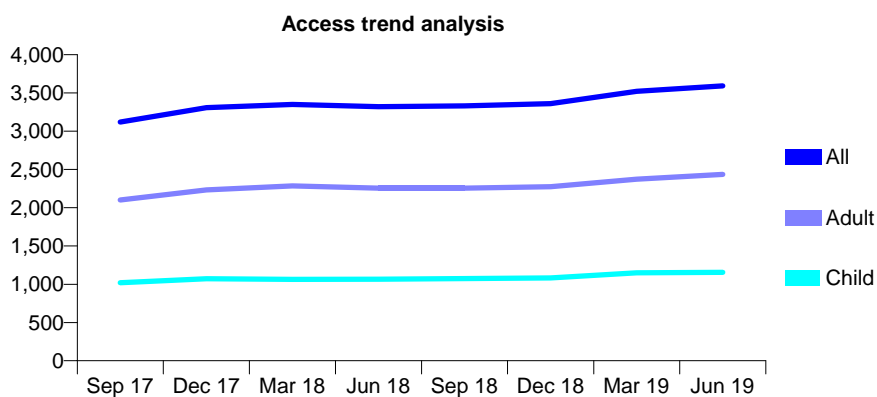
Q68 - Vital Signs At a Glance Contract Report for 176451/0001 - June 2019

Name or company name	Tilgate Dental Care Ltd
Contract type name	GDS Contract
Purpose of contract	General
Contract start date	01/11/2007
Contract end date	

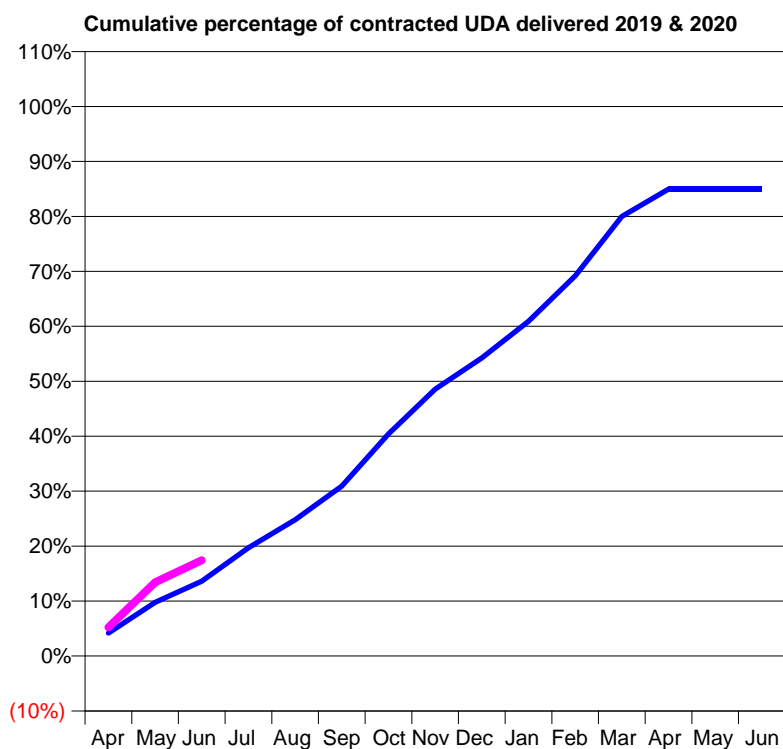
19/20 Contracted general activity (UDA)	10,656
Carry forward general activity (UDA)	0
19/20 Contracted orthodontic activity (UOA)	0
Carry forward orthodontic activity (UOA)	0
Baseline contract value	£340,354.92

ACCESS*

Patients seen in 24 months	Total	Change since previous quarter
Quarter ending June 2018	3,322	
Quarter ending September 2018	3,332	→
Quarter ending December 2018	3,359	→
Quarter ending March 2019	3,522	↑
Quarter ending June 2019	3,593	↑
Variance since June 2018	8.2%	↑



ACTIVITY



Month	Adjusted Scheduled Activity (UDA)	
	2019	2020
April	446	557
May	1,040	1,429
June	1,451	1,858
July	2,100	
August	2,641	
September	3,293	
October	4,306	
November	5,176	
December	5,781	
January	6,492	
February	7,371	
March	8,522	
April	9,053	
May	9,054	
June	9,054	

QUALITY

	Quantity	Base Number	Contract	AT	Region	England
% of FP17s for the same patient ID Re-attending within 3 months - Children	31	369	8.4%	8.9%	10.6%	11.4%
% of FP17s for the same patient ID Re-attending within 3 months - Adults	149	720	20.7%	14.9%	15.2%	15.4%
% of FP17s for the same patient ID Re-attending between 3 & 9 months - Children	189	369	51.2%	61.6%	62.3%	59.8%
% of FP17s for the same patient ID Re-attending between 3 & 9 months - Adults	277	720	38.5%	52.9%	53.3%	52.1%
% of FP17s for Band 1 Urgent Courses	133	918	14.5%	9.3%	9.7%	9.2%
% of FP17s Relating to Free Repair or Replacements	17	918	1.9%	0.5%	0.6%	0.7%
% of FP17s Relating to Continuations	18	918	2.0%	0.7%	0.8%	0.8%
% of Patients satisfied with the dentistry they have received	2	2	N/A	93.6%	93.4%	93.4%
% of Patients satisfied with the time they had to wait for an appointment	1	2	N/A	89.3%	86.8%	87.6%

* This is based on patients treated on this contract for their most recent course of treatment. Figures in italics indicate the base number of FP17s or Patient Questionnaire responses are less than 100. N/A is shown where the base number of responses is less than 10 during the period. % is calculated as Quantity/Base number*100

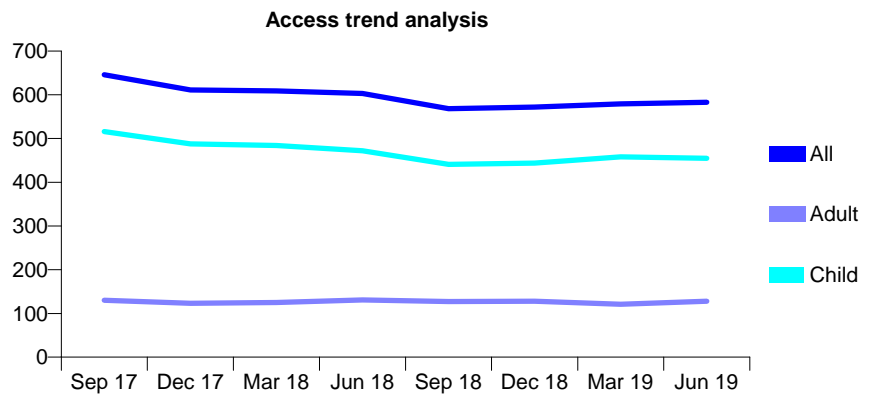
Q68 - Vital Signs At a Glance Contract Report for 177202/0001 - June 2019

Name or company name	Mr P Poole and Mr J Drewett
Contract type name	GDS Contract
Purpose of contract	General
Contract start date	01/04/2014
Contract end date	

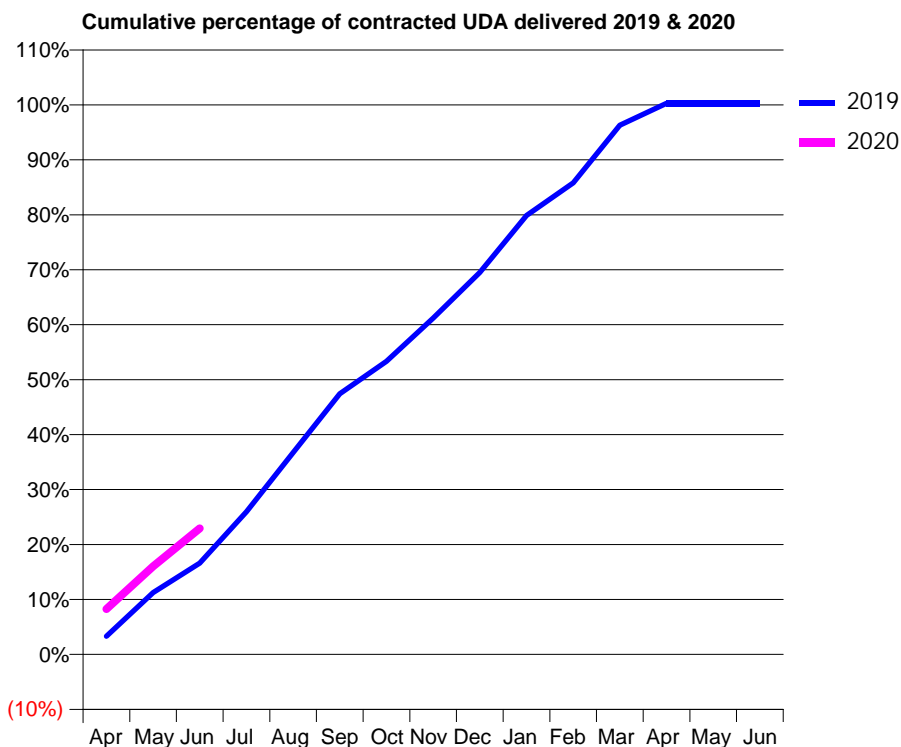
19/20 Contracted general activity (UDA)	1,029
Carry forward general activity (UDA)	0
19/20 Contracted orthodontic activity (UOA)	0
Carry forward orthodontic activity (UOA)	0
Baseline contract value	£23,668.50

ACCESS*

Patients seen in 24 months	Total	Change since previous quarter
Quarter ending June 2018	603	
Quarter ending September 2018	568	↓
Quarter ending December 2018	572	→
Quarter ending March 2019	579	→
Quarter ending June 2019	583	→
Variance since June 2018	(3.3%)	↓



ACTIVITY



Month	2019	2020
April	34	85
May	116	165
June	171	236
July	267	
August	378	
September	488	
October	549	
November	630	
December	715	
January	822	
February	883	
March	991	
April	1,032	
May	1,032	
June	1,032	

QUALITY

	Quantity	Base Number	Contract	AT	Region	England
% of FP17s for the same patient ID Re-attending within 3 months - Children	4	171	2.3%	8.9%	10.6%	11.4%
% of FP17s for the same patient ID Re-attending within 3 months - Adults	0	25	0.0%	14.9%	15.2%	15.4%
% of FP17s for the same patient ID Re-attending between 3 & 9 months - Children	108	171	63.2%	61.6%	62.3%	59.8%
% of FP17s for the same patient ID Re-attending between 3 & 9 months - Adults	16	25	64.0%	52.9%	53.3%	52.1%
% of FP17s for Band 1 Urgent Courses	0	174	0.0%	9.3%	9.7%	9.2%
% of FP17s Relating to Free Repair or Replacements	0	174	0.0%	0.5%	0.6%	0.7%
% of FP17s Relating to Continuations	0	174	0.0%	0.7%	0.8%	0.8%
% of Patients satisfied with the dentistry they have received	1	1	N/A	93.6%	93.4%	93.4%
% of Patients satisfied with the time they had to wait for an appointment	1	1	N/A	89.3%	86.8%	87.6%

* This is based on patients treated on this contract for their most recent course of treatment. Figures in italics indicate the base number of FP17s or Patient Questionnaire responses are less than 100. N/A is shown where the base number of responses is less than 10 during the period. % is calculated as Quantity/Base number*100

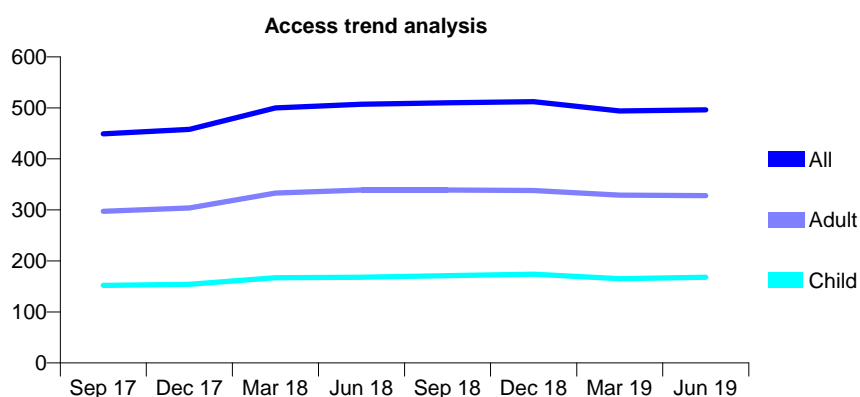
Q68 - Vital Signs At a Glance Contract Report for 178330/0001 - June 2019

Name or company name	Tangmere Dental Care Limited
Contract type name	GDS Contract
Purpose of contract	General
Contract start date	01/04/2011
Contract end date	

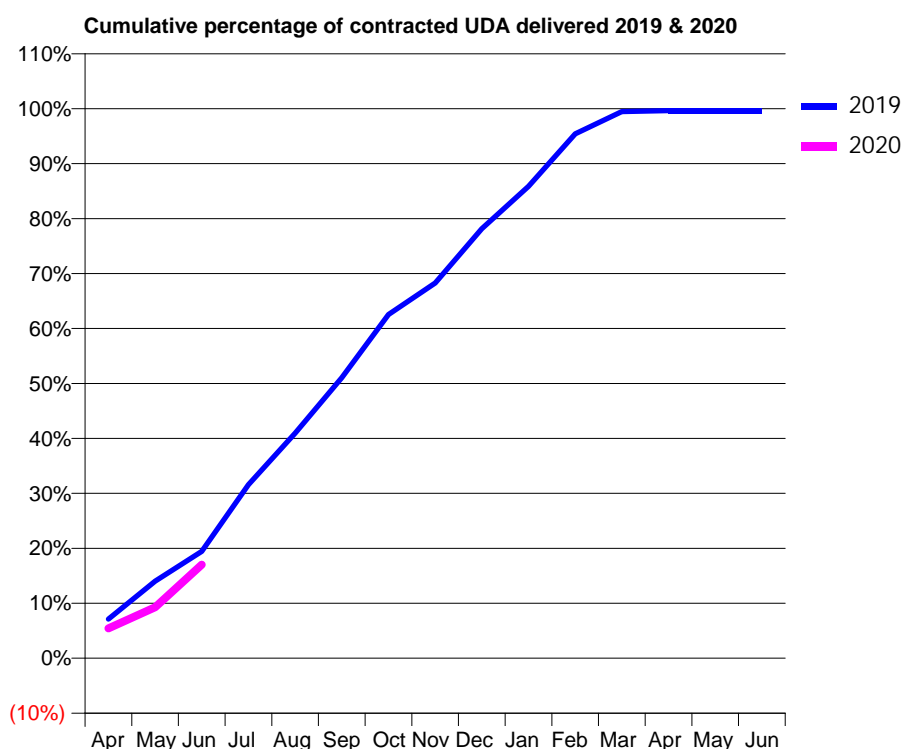
19/20 Contracted general activity (UDA)	1,960
Carry forward general activity (UDA)	0
19/20 Contracted orthodontic activity (UOA)	0
Carry forward orthodontic activity (UOA)	0
Baseline contract value	£54,565.33

ACCESS*

Patients seen in 24 months	Total	Change since previous quarter
Quarter ending June 2018	507	
Quarter ending September 2018	510	→
Quarter ending December 2018	512	→
Quarter ending March 2019	494	↓
Quarter ending June 2019	496	→
Variance since June 2018	(2.2%)	↓



ACTIVITY



Month	2019	2020
April	139	107
May	275	182
June	381	334
July	619	
August	803	
September	1,001	
October	1,226	
November	1,338	
December	1,532	
January	1,683	
February	1,870	
March	1,950	
April	1,953	
May	1,953	
June	1,953	

QUALITY

	Quantity	Base Number	Contract	AT	Region	England
% of FP17s for the same patient ID Re-attending within 3 months - Children	5	70	7.1%	8.9%	10.6%	11.4%
% of FP17s for the same patient ID Re-attending within 3 months - Adults	10	103	9.7%	14.9%	15.2%	15.4%
% of FP17s for the same patient ID Re-attending between 3 & 9 months - Children	49	70	70.0%	61.6%	62.3%	59.8%
% of FP17s for the same patient ID Re-attending between 3 & 9 months - Adults	75	103	72.8%	52.9%	53.3%	52.1%
% of FP17s for Band 1 Urgent Courses	8	170	4.7%	9.3%	9.7%	9.2%
% of FP17s Relating to Free Repair or Replacements	0	170	0.0%	0.5%	0.6%	0.7%
% of FP17s Relating to Continuations	1	170	0.6%	0.7%	0.8%	0.8%
% of Patients satisfied with the dentistry they have received	0	0	N/A	93.6%	93.4%	93.4%
% of Patients satisfied with the time they had to wait for an appointment	0	0	N/A	89.3%	86.8%	87.6%

* This is based on patients treated on this contract for their most recent course of treatment.

Figures in italics indicate the base number of FP17s or Patient Questionnaire responses are less than 100. N/A is shown where the base number of responses is less than 10 during the period. % is calculated as Quantity/Base number*100

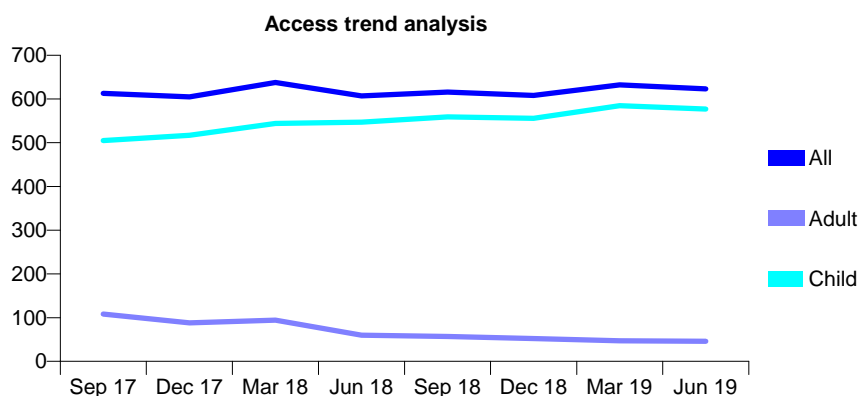
Q68 - Vital Signs At a Glance Contract Report for 178462/0002 - June 2019

Name or company name	IQ Orthodontics Ltd
Contract type name	GDS Contract
Purpose of contract	General
Contract start date	01/04/2014
Contract end date	

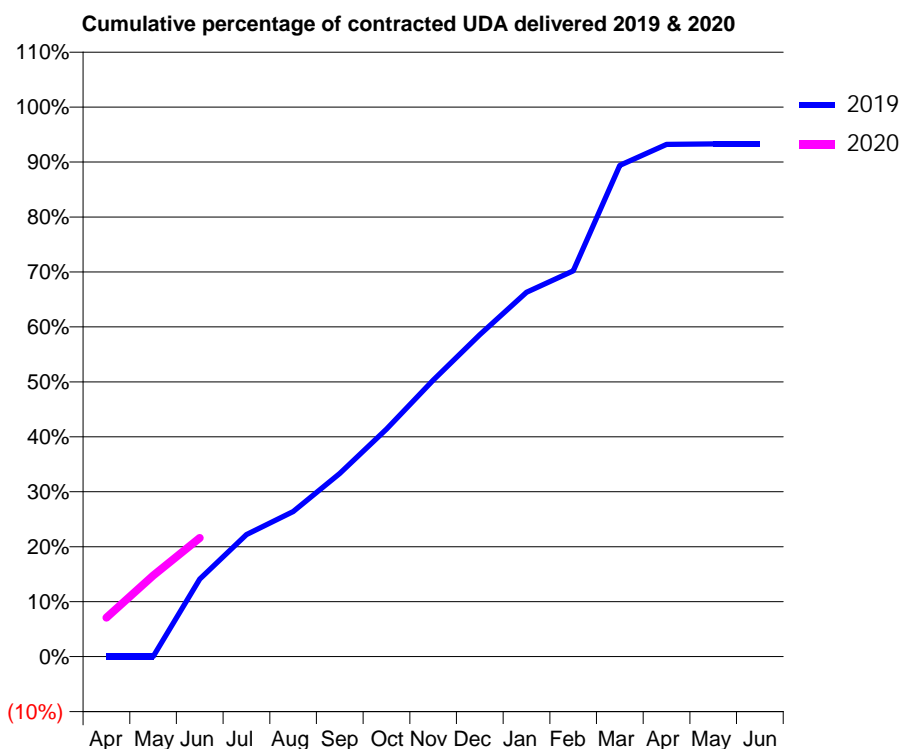
19/20 Contracted general activity (UDA)	1,000
Carry forward general activity (UDA)	0
19/20 Contracted orthodontic activity (UOA)	0
Carry forward orthodontic activity (UOA)	0
Baseline contract value	£23,001.44

ACCESS*

Patients seen in 24 months	Total	Change since previous quarter
Quarter ending June 2018	607	
Quarter ending September 2018	616	→
Quarter ending December 2018	608	↓
Quarter ending March 2019	632	↑
Quarter ending June 2019	623	↓
Variance since June 2018	2.6%	↑



ACTIVITY



Month	Adjusted Scheduled Activity (UDA)	
	2019	2020
April	0	71
May	0	148
June	141	216
July	222	
August	264	
September	333	
October	414	
November	503	
December	586	
January	663	
February	702	
March	894	
April	932	
May	933	
June	933	

QUALITY

	Quantity	Base Number	Contract	AT	Region	England
% of FP17s for the same patient ID Re-attending within 3 months - Children	14	193	7.3%	8.9%	10.6%	11.4%
% of FP17s for the same patient ID Re-attending within 3 months - Adults	0	3	0.0%	14.9%	15.2%	15.4%
% of FP17s for the same patient ID Re-attending between 3 & 9 months - Children	101	193	52.3%	61.6%	62.3%	59.8%
% of FP17s for the same patient ID Re-attending between 3 & 9 months - Adults	1	3	33.3%	52.9%	53.3%	52.1%
% of FP17s for Band 1 Urgent Courses	4	175	2.3%	9.3%	9.7%	9.2%
% of FP17s Relating to Free Repair or Replacements	0	175	0.0%	0.5%	0.6%	0.7%
% of FP17s Relating to Continuations	0	175	0.0%	0.7%	0.8%	0.8%
% of Patients satisfied with the dentistry they have received	0	0	N/A	93.6%	93.4%	93.4%
% of Patients satisfied with the time they had to wait for an appointment	0	0	N/A	89.3%	86.8%	87.6%

* This is based on patients treated on this contract for their most recent course of treatment. Figures in italics indicate the base number of FP17s or Patient Questionnaire responses are less than 100. N/A is shown where the base number of responses is less than 10 during the period. % is calculated as Quantity/Base number*100

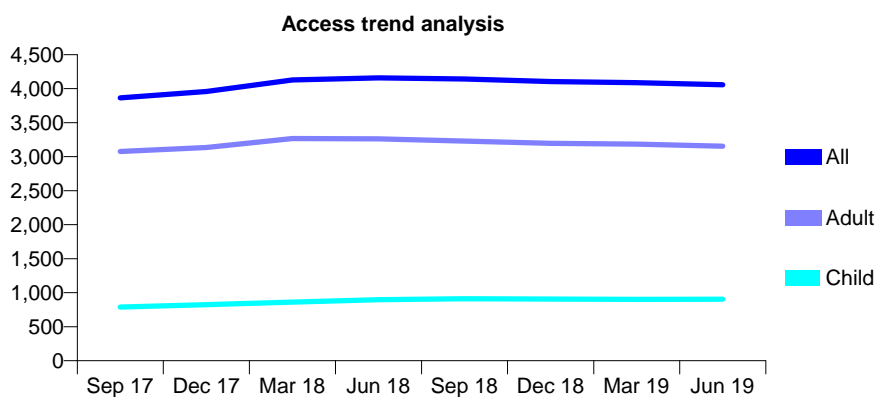
Q68 - Vital Signs At a Glance Contract Report for 178934/0001 - June 2019

Name or company name	Newholme Dental Practice
Contract type name	GDS Contract
Purpose of contract	General
Contract start date	01/01/2015
Contract end date	

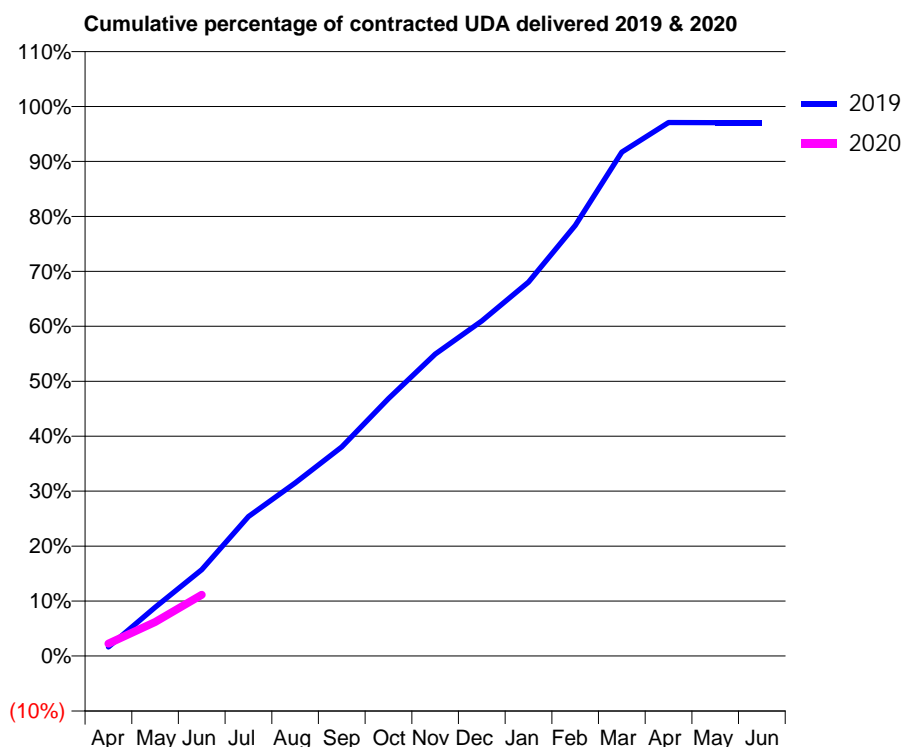
19/20 Contracted general activity (UDA)	13,635
Carry forward general activity (UDA)	0
19/20 Contracted orthodontic activity (UOA)	0
Carry forward orthodontic activity (UOA)	0
Baseline contract value	£323,662.85

ACCESS*

Patients seen in 24 months	Total	Change since previous quarter
Quarter ending June 2018	4,160	
Quarter ending September 2018	4,143	→
Quarter ending December 2018	4,105	→
Quarter ending March 2019	4,087	→
Quarter ending June 2019	4,058	→
Variance since June 2018	(2.5%)	↓



ACTIVITY



Month	Adjusted Scheduled Activity (UDA)	
	2019	2020
April	227	311
May	1,209	844
June	2,143	1,521
July	3,464	
August	4,297	
September	5,191	
October	6,387	
November	7,494	
December	8,312	
January	9,276	
February	10,683	
March	12,502	
April	13,235	
May	13,234	
June	13,234	

QUALITY

	Quantity	Base Number	Contract	AT	Region	England
% of FP17s for the same patient ID Re-attending within 3 months - Children	11	217	5.1%	8.9%	10.6%	11.4%
% of FP17s for the same patient ID Re-attending within 3 months - Adults	111	826	13.4%	14.9%	15.2%	15.4%
% of FP17s for the same patient ID Re-attending between 3 & 9 months - Children	138	217	63.6%	61.6%	62.3%	59.8%
% of FP17s for the same patient ID Re-attending between 3 & 9 months - Adults	498	826	60.3%	52.9%	53.3%	52.1%
% of FP17s for Band 1 Urgent Courses	43	833	5.2%	9.3%	9.7%	9.2%
% of FP17s Relating to Free Repair or Replacements	7	833	0.8%	0.5%	0.6%	0.7%
% of FP17s Relating to Continuations	3	833	0.4%	0.7%	0.8%	0.8%
% of Patients satisfied with the dentistry they have received	0	0	N/A	93.6%	93.4%	93.4%
% of Patients satisfied with the time they had to wait for an appointment	0	0	N/A	89.3%	86.8%	87.6%

* This is based on patients treated on this contract for their most recent course of treatment. Figures in italics indicate the base number of FP17s or Patient Questionnaire responses are less than 100. N/A is shown where the base number of responses is less than 10 during the period. % is calculated as Quantity/Base number*100

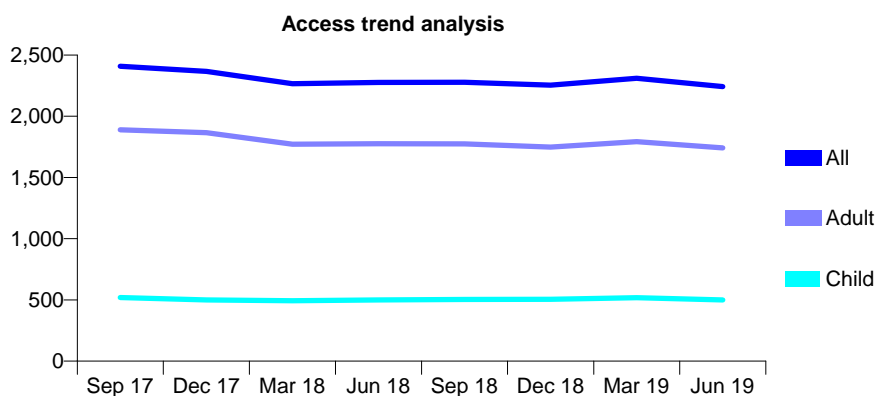
Q68 - Vital Signs At a Glance Contract Report for 179434/0001 - June 2019

Name or company name	Mr M Eyrumlu & Mr A Eyrumlu
Contract type name	GDS Contract
Purpose of contract	General
Contract start date	01/11/2010
Contract end date	

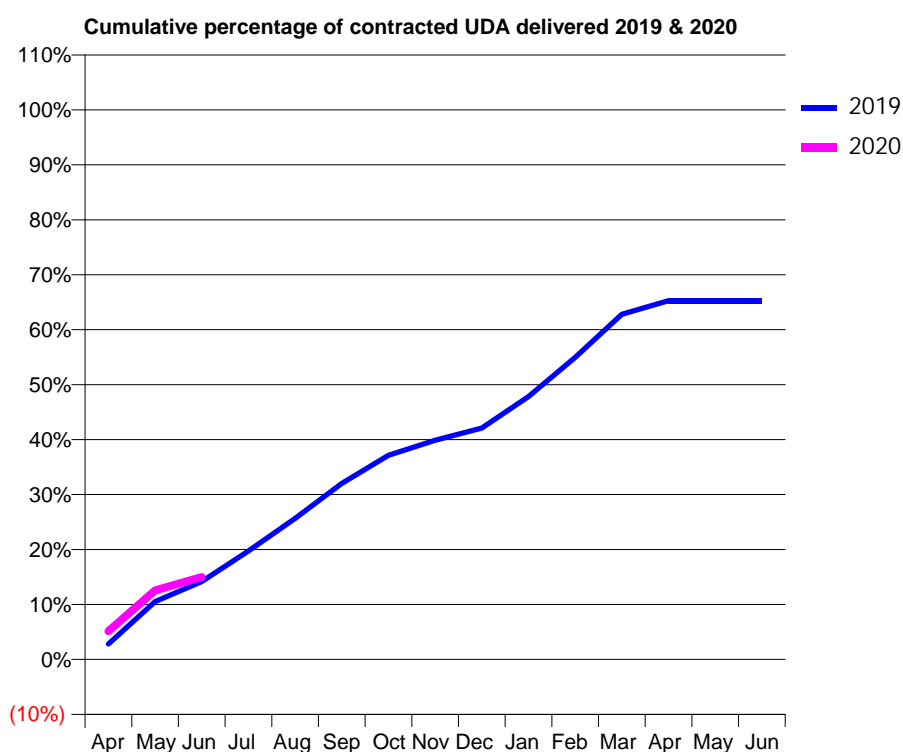
19/20 Contracted general activity (UDA)	11,052
Carry forward general activity (UDA)	0
19/20 Contracted orthodontic activity (UOA)	0
Carry forward orthodontic activity (UOA)	0
Baseline contract value	£273,968.77

ACCESS*

Patients seen in 24 months	Total	Change since previous quarter
Quarter ending June 2018	2,276	
Quarter ending September 2018	2,278	→
Quarter ending December 2018	2,254	↓
Quarter ending March 2019	2,311	↑
Quarter ending June 2019	2,242	↓
Variance since June 2018	(1.5%)	↓



ACTIVITY



Month	2019	2020
April	309	566
May	1,163	1,388
June	1,565	1,655
July	2,181	
August	2,839	
September	3,538	
October	4,106	
November	4,408	
December	4,653	
January	5,288	
February	6,076	
March	6,940	
April	7,213	
May	7,213	
June	7,214	

QUALITY

	Quantity	Base Number	Contract	AT	Region	England
% of FP17s for the same patient ID Re-attending within 3 months - Children	7	152	4.6%	8.9%	10.6%	11.4%
% of FP17s for the same patient ID Re-attending within 3 months - Adults	94	503	18.7%	14.9%	15.2%	15.4%
% of FP17s for the same patient ID Re-attending between 3 & 9 months - Children	68	152	44.7%	61.6%	62.3%	59.8%
% of FP17s for the same patient ID Re-attending between 3 & 9 months - Adults	198	503	39.4%	52.9%	53.3%	52.1%
% of FP17s for Band 1 Urgent Courses	86	567	15.2%	9.3%	9.7%	9.2%
% of FP17s Relating to Free Repair or Replacements	0	567	0.0%	0.5%	0.6%	0.7%
% of FP17s Relating to Continuations	10	567	1.8%	0.7%	0.8%	0.8%
% of Patients satisfied with the dentistry they have received	0	0	N/A	93.6%	93.4%	93.4%
% of Patients satisfied with the time they had to wait for an appointment	0	0	N/A	89.3%	86.8%	87.6%

* This is based on patients treated on this contract for their most recent course of treatment. Figures in italics indicate the base number of FP17s or Patient Questionnaire responses are less than 100. N/A is shown where the base number of responses is less than 10 during the period. % is calculated as Quantity/Base number*100

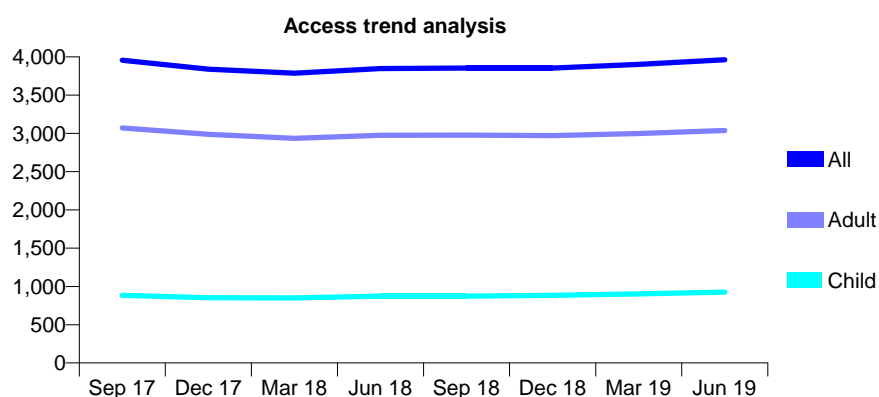
Q68 - Vital Signs At a Glance Contract Report for 179434/0002 - June 2019

Name or company name	Mr M Eyrumlu & Mr A Eyrumlu
Contract type name	GDS Contract
Purpose of contract	General
Contract start date	10/05/2014
Contract end date	

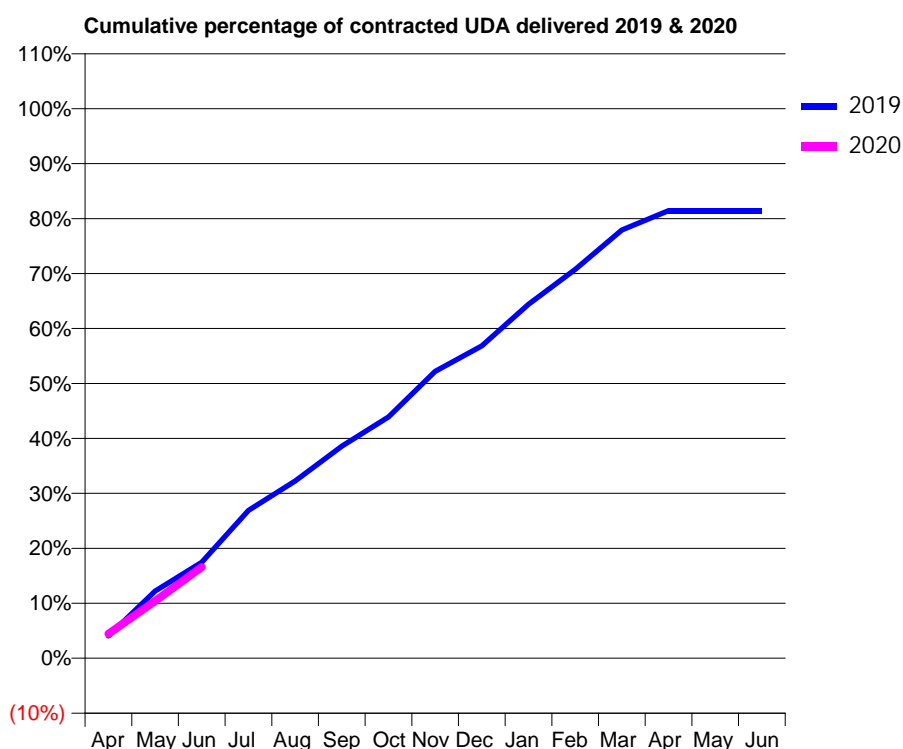
19/20 Contracted general activity (UDA)	14,350
Carry forward general activity (UDA)	0
19/20 Contracted orthodontic activity (UOA)	0
Carry forward orthodontic activity (UOA)	0
Baseline contract value	£376,153.88

ACCESS*

Patients seen in 24 months	Total	Change since previous quarter
Quarter ending June 2018	3,848	
Quarter ending September 2018	3,852	→
Quarter ending December 2018	3,855	→
Quarter ending March 2019	3,901	→
Quarter ending June 2019	3,962	→
Variance since June 2018	3.0%	↑



ACTIVITY



Month	2019	2020
April	582	638
May	1,754	1,495
June	2,507	2,381
July	3,859	
August	4,629	
September	5,535	
October	6,301	
November	7,492	
December	8,156	
January	9,244	
February	10,153	
March	11,180	
April	11,684	
May	11,684	
June	11,684	

QUALITY

	Quantity	Base Number	Contract	AT	Region	England
% of FP17s for the same patient ID Re-attending within 3 months - Children	17	349	4.9%	8.9%	10.6%	11.4%
% of FP17s for the same patient ID Re-attending within 3 months - Adults	118	1,062	11.1%	14.9%	15.2%	15.4%
% of FP17s for the same patient ID Re-attending between 3 & 9 months - Children	217	349	62.2%	61.6%	62.3%	59.8%
% of FP17s for the same patient ID Re-attending between 3 & 9 months - Adults	608	1,062	57.3%	52.9%	53.3%	52.1%
% of FP17s for Band 1 Urgent Courses	102	1,221	8.4%	9.3%	9.7%	9.2%
% of FP17s Relating to Free Repair or Replacements	0	1,221	0.0%	0.5%	0.6%	0.7%
% of FP17s Relating to Continuations	8	1,221	0.7%	0.7%	0.8%	0.8%
% of Patients satisfied with the dentistry they have received	1	1	N/A	93.6%	93.4%	93.4%
% of Patients satisfied with the time they had to wait for an appointment	1	1	N/A	89.3%	86.8%	87.6%

* This is based on patients treated on this contract for their most recent course of treatment.

Figures in italics indicate the base number of FP17s or Patient Questionnaire responses are less than 100. N/A is shown where the base number of responses is less than 10 during the period. % is calculated as Quantity/Base number*100

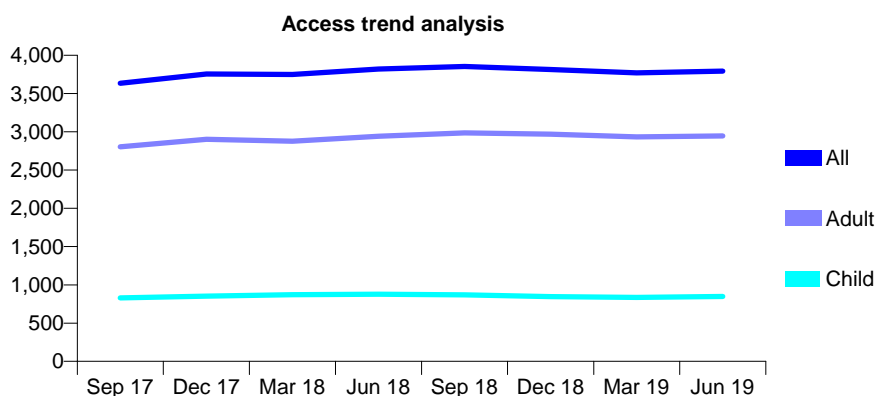
Q68 - Vital Signs At a Glance Contract Report for 179434/0003 - June 2019

Name or company name	Mr M Eyrumlu & Mr A Eyrumlu
Contract type name	GDS Contract
Purpose of contract	General
Contract start date	01/06/2014
Contract end date	

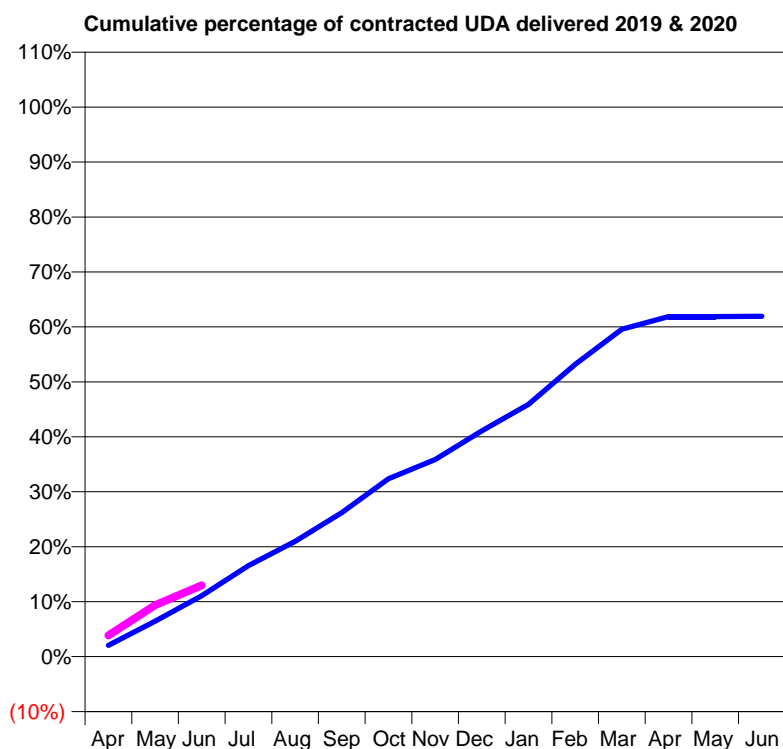
19/20 Contracted general activity (UDA)	17,500
Carry forward general activity (UDA)	0
19/20 Contracted orthodontic activity (UOA)	0
Carry forward orthodontic activity (UOA)	0
Baseline contract value	£480,712.79

ACCESS*

Patients seen in 24 months	Total	Change since previous quarter
Quarter ending June 2018	3,820	
Quarter ending September 2018	3,853	→
Quarter ending December 2018	3,815	→
Quarter ending March 2019	3,769	↓
Quarter ending June 2019	3,794	→
Variance since June 2018	(0.7%)	→



ACTIVITY



Month	Adjusted Scheduled Activity (UDA)	
	2019	2020
April	358	676
May	1,131	1,643
June	1,939	2,268
July	2,898	
August	3,673	
September	4,586	
October	5,664	
November	6,274	
December	7,188	
January	8,038	
February	9,312	
March	10,422	
April	10,827	
May	10,827	
June	10,842	

QUALITY

	Quantity	Base Number	Contract	AT	Region	England
% of FP17s for the same patient ID Re-attending within 3 months - Children	16	234	6.8%	8.9%	10.6%	11.4%
% of FP17s for the same patient ID Re-attending within 3 months - Adults	129	797	16.2%	14.9%	15.2%	15.4%
% of FP17s for the same patient ID Re-attending between 3 & 9 months - Children	115	234	49.1%	61.6%	62.3%	59.8%
% of FP17s for the same patient ID Re-attending between 3 & 9 months - Adults	396	797	49.7%	52.9%	53.3%	52.1%
% of FP17s for Band 1 Urgent Courses	95	841	11.3%	9.3%	9.7%	9.2%
% of FP17s Relating to Free Repair or Replacements	3	841	0.4%	0.5%	0.6%	0.7%
% of FP17s Relating to Continuations	8	841	1.0%	0.7%	0.8%	0.8%
% of Patients satisfied with the dentistry they have received	0	0	N/A	93.6%	93.4%	93.4%
% of Patients satisfied with the time they had to wait for an appointment	0	0	N/A	89.3%	86.8%	87.6%

* This is based on patients treated on this contract for their most recent course of treatment. Figures in italics indicate the base number of FP17s or Patient Questionnaire responses are less than 100. N/A is shown where the base number of responses is less than 10 during the period. % is calculated as Quantity/Base number*100

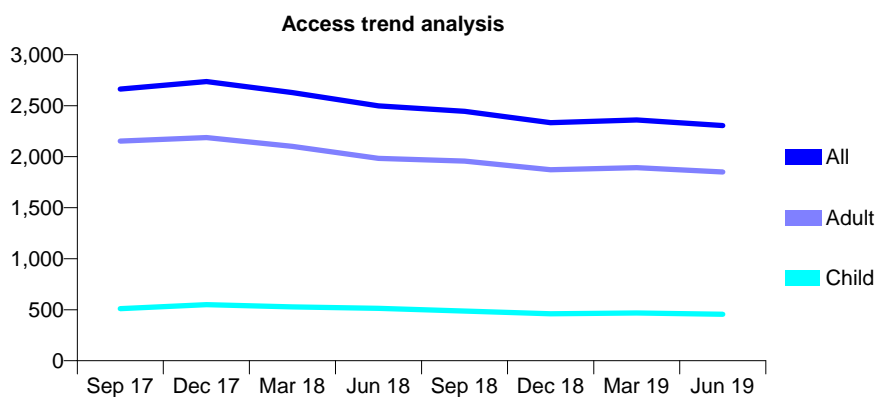
Q68 - Vital Signs At a Glance Contract Report for 179434/0004 - June 2019

Name or company name	Mr M Eyrumlu & Mr A Eyrumlu
Contract type name	GDS Contract
Purpose of contract	General
Contract start date	01/06/2014
Contract end date	

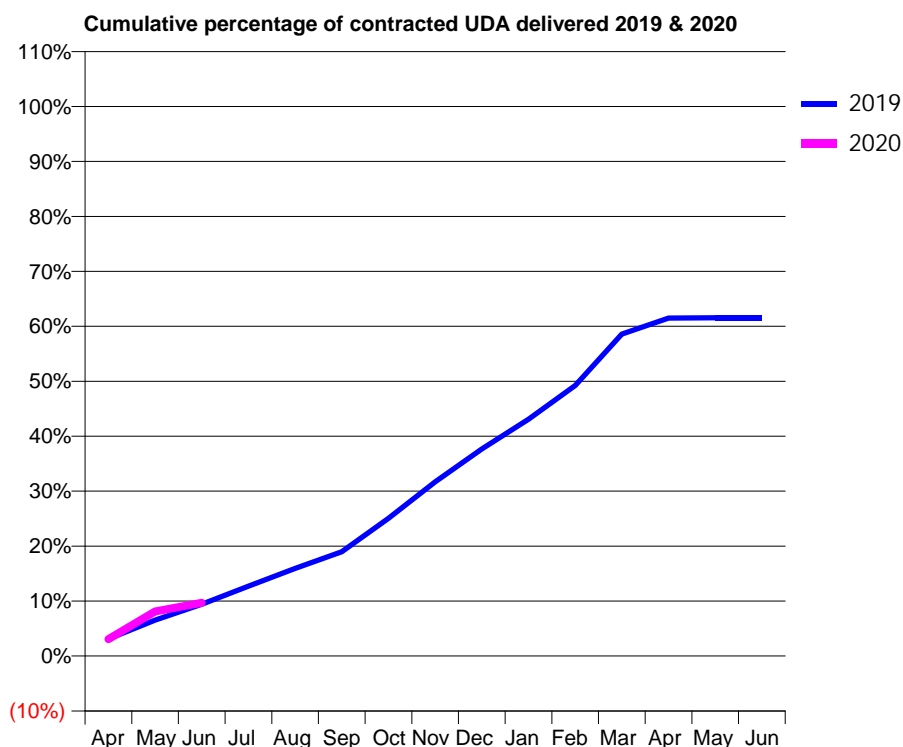
19/20 Contracted general activity (UDA)	13,369
Carry forward general activity (UDA)	0
19/20 Contracted orthodontic activity (UOA)	0
Carry forward orthodontic activity (UOA)	0
Baseline contract value	£341,047.31

ACCESS*

Patients seen in 24 months	Total	Change since previous quarter
Quarter ending June 2018	2,497	
Quarter ending September 2018	2,445	↓
Quarter ending December 2018	2,334	↓
Quarter ending March 2019	2,360	→
Quarter ending June 2019	2,305	↓
Variance since June 2018	(7.7%)	↓



ACTIVITY



Month	Adjusted Scheduled Activity (UDA)	
	2019	2020
April	418	409
May	873	1,084
June	1,261	1,297
July	1,698	
August	2,134	
September	2,535	
October	3,348	
November	4,238	
December	5,036	
January	5,761	
February	6,581	
March	7,832	
April	8,221	
May	8,228	
June	8,229	

QUALITY

	Quantity	Base Number	Contract	AT	Region	England
% of FP17s for the same patient ID Re-attending within 3 months - Children	12	103	11.7%	8.9%	10.6%	11.4%
% of FP17s for the same patient ID Re-attending within 3 months - Adults	56	407	13.8%	14.9%	15.2%	15.4%
% of FP17s for the same patient ID Re-attending between 3 & 9 months - Children	49	103	47.6%	61.6%	62.3%	59.8%
% of FP17s for the same patient ID Re-attending between 3 & 9 months - Adults	190	407	46.7%	52.9%	53.3%	52.1%
% of FP17s for Band 1 Urgent Courses	26	397	6.5%	9.3%	9.7%	9.2%
% of FP17s Relating to Free Repair or Replacements	0	397	0.0%	0.5%	0.6%	0.7%
% of FP17s Relating to Continuations	8	397	2.0%	0.7%	0.8%	0.8%
% of Patients satisfied with the dentistry they have received	3	3	N/A	93.6%	93.4%	93.4%
% of Patients satisfied with the time they had to wait for an appointment	2	3	N/A	89.3%	86.8%	87.6%

* This is based on patients treated on this contract for their most recent course of treatment. Figures in italics indicate the base number of FP17s or Patient Questionnaire responses are less than 100. N/A is shown where the base number of responses is less than 10 during the period. % is calculated as Quantity/Base number*100

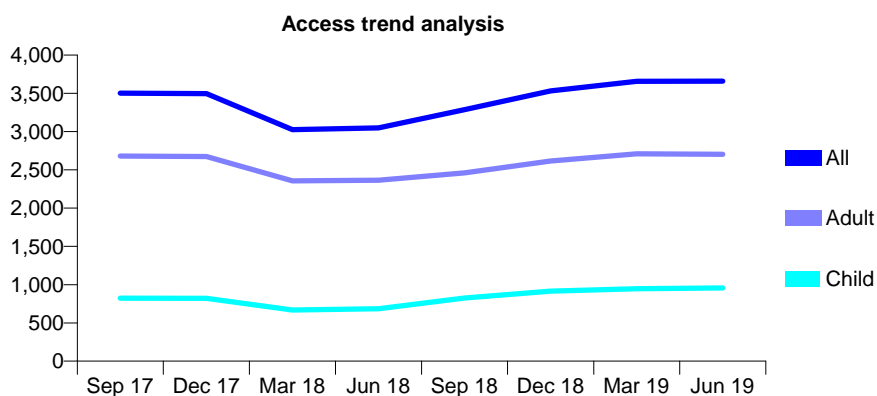
Q68 - Vital Signs At a Glance Contract Report for 179434/0005 - June 2019

Name or company name	Mr M Eyrumlu & Mr A Eyrumlu
Contract type name	GDS Contract
Purpose of contract	General
Contract start date	10/05/2014
Contract end date	

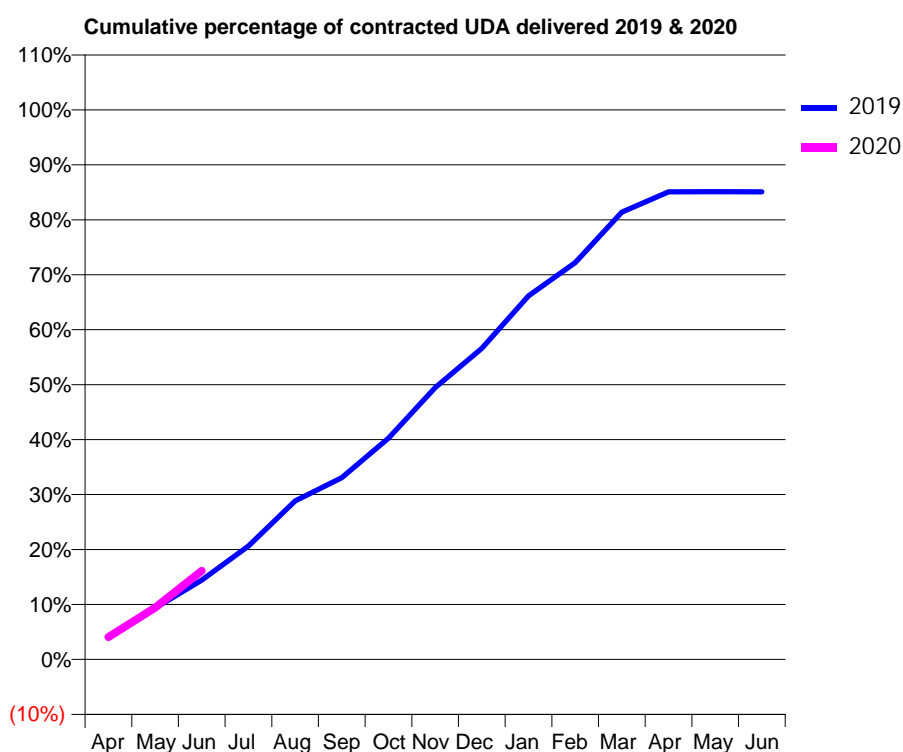
19/20 Contracted general activity (UDA)	14,000
Carry forward general activity (UDA)	0
19/20 Contracted orthodontic activity (UOA)	0
Carry forward orthodontic activity (UOA)	0
Baseline contract value	£391,710.95

ACCESS*

Patients seen in 24 months	Total	Change since previous quarter
Quarter ending June 2018	3,050	
Quarter ending September 2018	3,286	↑
Quarter ending December 2018	3,532	↑
Quarter ending March 2019	3,657	↑
Quarter ending June 2019	3,660	→
Variance since June 2018	20.0%	↑



ACTIVITY



Month	2019	2020
April	601	567
May	1,308	1,320
June	2,021	2,257
July	2,888	
August	4,038	
September	4,628	
October	5,637	
November	6,926	
December	7,924	
January	9,264	
February	10,108	
March	11,393	
April	11,911	
May	11,915	
June	11,912	

QUALITY

	Quantity	Base Number	Contract	AT	Region	England
% of FP17s for the same patient ID Re-attending within 3 months - Children	18	315	5.7%	8.9%	10.6%	11.4%
% of FP17s for the same patient ID Re-attending within 3 months - Adults	68	722	9.4%	14.9%	15.2%	15.4%
% of FP17s for the same patient ID Re-attending between 3 & 9 months - Children	190	315	60.3%	61.6%	62.3%	59.8%
% of FP17s for the same patient ID Re-attending between 3 & 9 months - Adults	279	722	38.6%	52.9%	53.3%	52.1%
% of FP17s for Band 1 Urgent Courses	72	896	8.0%	9.3%	9.7%	9.2%
% of FP17s Relating to Free Repair or Replacements	4	896	0.4%	0.5%	0.6%	0.7%
% of FP17s Relating to Continuations	8	896	0.9%	0.7%	0.8%	0.8%
% of Patients satisfied with the dentistry they have received	3	3	N/A	93.6%	93.4%	93.4%
% of Patients satisfied with the time they had to wait for an appointment	2	3	N/A	89.3%	86.8%	87.6%

* This is based on patients treated on this contract for their most recent course of treatment. Figures in italics indicate the base number of FP17s or Patient Questionnaire responses are less than 100. N/A is shown where the base number of responses is less than 10 during the period. % is calculated as Quantity/Base number*100

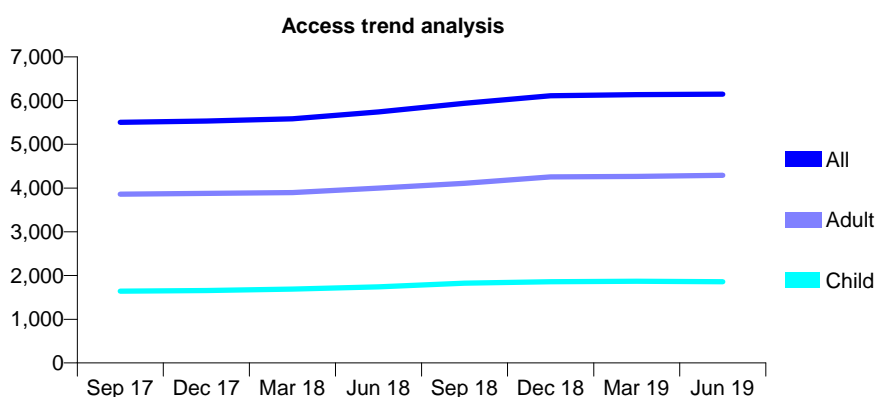
Q68 - Vital Signs At a Glance Contract Report for 179434/0006 - June 2019

Name or company name	Mr M Eyrumlu & Mr A Eyrumlu
Contract type name	GDS Contract
Purpose of contract	General
Contract start date	01/12/2014
Contract end date	

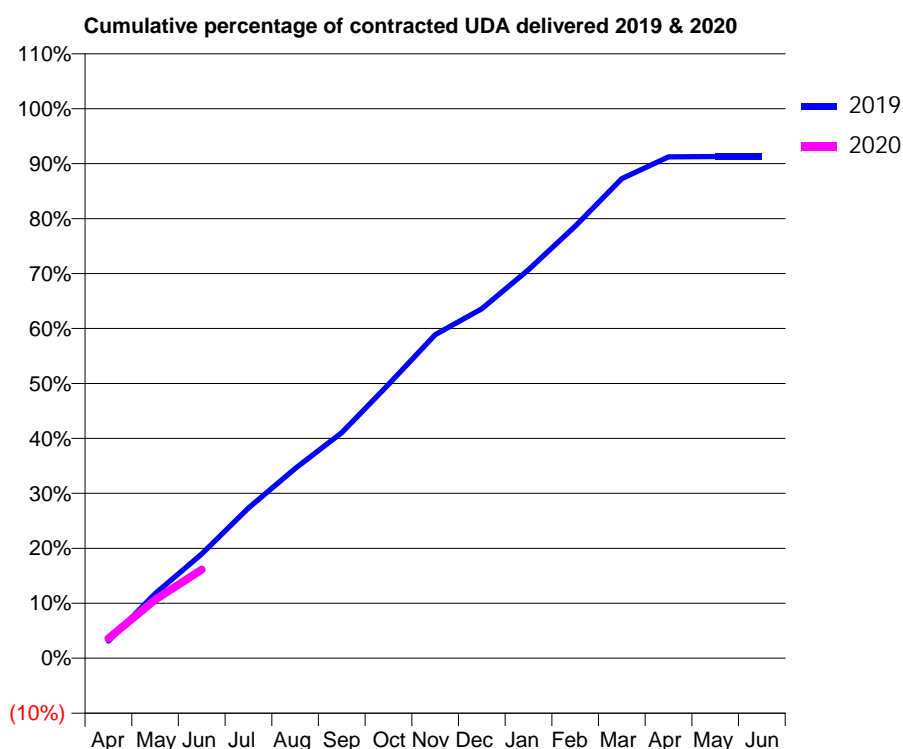
19/20 Contracted general activity (UDA)	16,022
Carry forward general activity (UDA)	0
19/20 Contracted orthodontic activity (UOA)	0
Carry forward orthodontic activity (UOA)	0
Baseline contract value	£440,851.64

ACCESS*

Patients seen in 24 months	Total	Change since previous quarter
Quarter ending June 2018	5,741	
Quarter ending September 2018	5,936	↑
Quarter ending December 2018	6,110	↑
Quarter ending March 2019	6,134	→
Quarter ending June 2019	6,148	→
Variance since June 2018	7.1%	↑



ACTIVITY



Month	2019	2020
April	505	576
May	1,882	1,707
June	3,041	2,585
July	4,381	
August	5,532	
September	6,577	
October	7,980	
November	9,433	
December	10,188	
January	11,327	
February	12,596	
March	13,980	
April	14,616	
May	14,623	
June	14,624	

QUALITY

	Quantity	Base Number	Contract	AT	Region	England
% of FP17s for the same patient ID Re-attending within 3 months - Children	32	535	6.0%	8.9%	10.6%	11.4%
% of FP17s for the same patient ID Re-attending within 3 months - Adults	145	1,185	12.2%	14.9%	15.2%	15.4%
% of FP17s for the same patient ID Re-attending between 3 & 9 months - Children	340	535	63.6%	61.6%	62.3%	59.8%
% of FP17s for the same patient ID Re-attending between 3 & 9 months - Adults	662	1,185	55.9%	52.9%	53.3%	52.1%
% of FP17s for Band 1 Urgent Courses	100	1,422	7.0%	9.3%	9.7%	9.2%
% of FP17s Relating to Free Repair or Replacements	4	1,422	0.3%	0.5%	0.6%	0.7%
% of FP17s Relating to Continuations	15	1,422	1.1%	0.7%	0.8%	0.8%
% of Patients satisfied with the dentistry they have received	1	1	N/A	93.6%	93.4%	93.4%
% of Patients satisfied with the time they had to wait for an appointment	1	1	N/A	89.3%	86.8%	87.6%

* This is based on patients treated on this contract for their most recent course of treatment.

Figures in italics indicate the base number of FP17s or Patient Questionnaire responses are less than 100. N/A is shown where the base number of responses is less than 10 during the period. % is calculated as Quantity/Base number*100

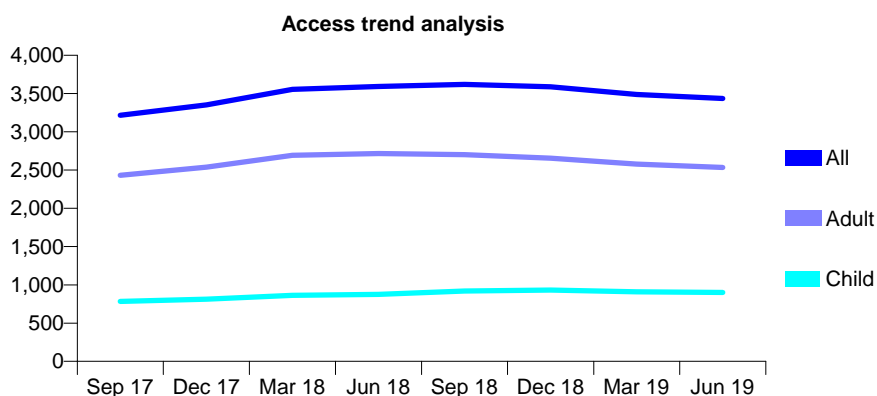
Q68 - Vital Signs At a Glance Contract Report for 179434/0007 - June 2019

Name or company name	Mr M Eyrumlu & Mr A Eyrumlu
Contract type name	GDS Contract
Purpose of contract	General
Contract start date	01/09/2015
Contract end date	

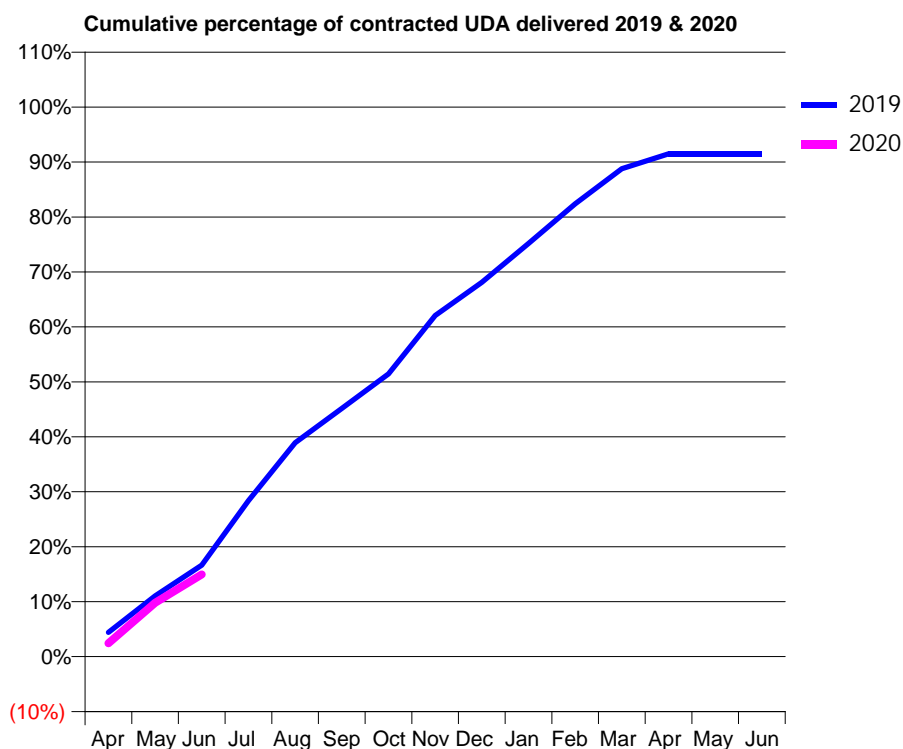
19/20 Contracted general activity (UDA)	12,631
Carry forward general activity (UDA)	0
19/20 Contracted orthodontic activity (UOA)	0
Carry forward orthodontic activity (UOA)	0
Baseline contract value	£334,501.58

ACCESS*

Patients seen in 24 months	Total	Change since previous quarter
Quarter ending June 2018	3,593	
Quarter ending September 2018	3,620	→
Quarter ending December 2018	3,587	→
Quarter ending March 2019	3,487	↓
Quarter ending June 2019	3,435	↓
Variance since June 2018	(4.4%)	↓



ACTIVITY



Month	Adjusted Scheduled Activity (UDA)	
	2019	2020
April	561	308
May	1,396	1,236
June	2,101	1,890
July	3,585	
August	4,917	
September	5,701	
October	6,499	
November	7,842	
December	8,603	
January	9,497	
February	10,408	
March	11,212	
April	11,558	
May	11,558	
June	11,558	

QUALITY

	Quantity	Base Number	Contract	AT	Region	England
% of FP17s for the same patient ID Re-attending within 3 months - Children	19	239	7.9%	8.9%	10.6%	11.4%
% of FP17s for the same patient ID Re-attending within 3 months - Adults	80	612	13.1%	14.9%	15.2%	15.4%
% of FP17s for the same patient ID Re-attending between 3 & 9 months - Children	125	239	52.3%	61.6%	62.3%	59.8%
% of FP17s for the same patient ID Re-attending between 3 & 9 months - Adults	268	612	43.8%	52.9%	53.3%	52.1%
% of FP17s for Band 1 Urgent Courses	169	754	22.4%	9.3%	9.7%	9.2%
% of FP17s Relating to Free Repair or Replacements	1	754	0.1%	0.5%	0.6%	0.7%
% of FP17s Relating to Continuations	11	754	1.5%	0.7%	0.8%	0.8%
% of Patients satisfied with the dentistry they have received	2	2	N/A	93.6%	93.4%	93.4%
% of Patients satisfied with the time they had to wait for an appointment	2	2	N/A	89.3%	86.8%	87.6%

* This is based on patients treated on this contract for their most recent course of treatment. Figures in italics indicate the base number of FP17s or Patient Questionnaire responses are less than 100. N/A is shown where the base number of responses is less than 10 during the period. % is calculated as Quantity/Base number*100

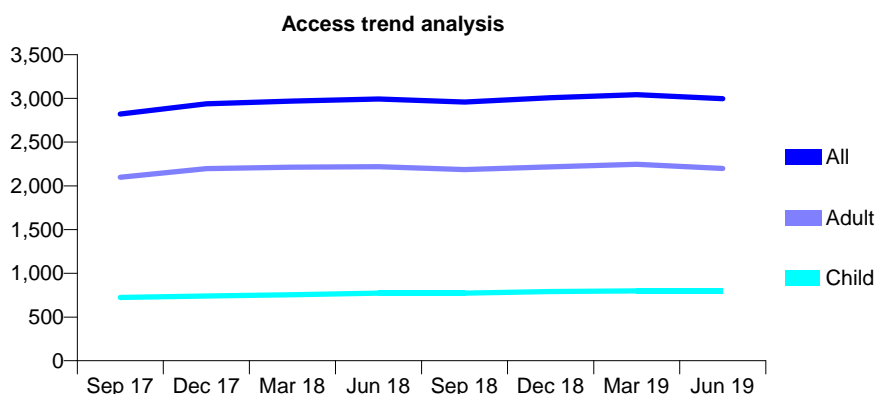
Q68 - Vital Signs At a Glance Contract Report for 179655/0001 - June 2019

Name or company name	S Oikonomou
Contract type name	GDS Contract
Purpose of contract	General
Contract start date	01/09/2012
Contract end date	

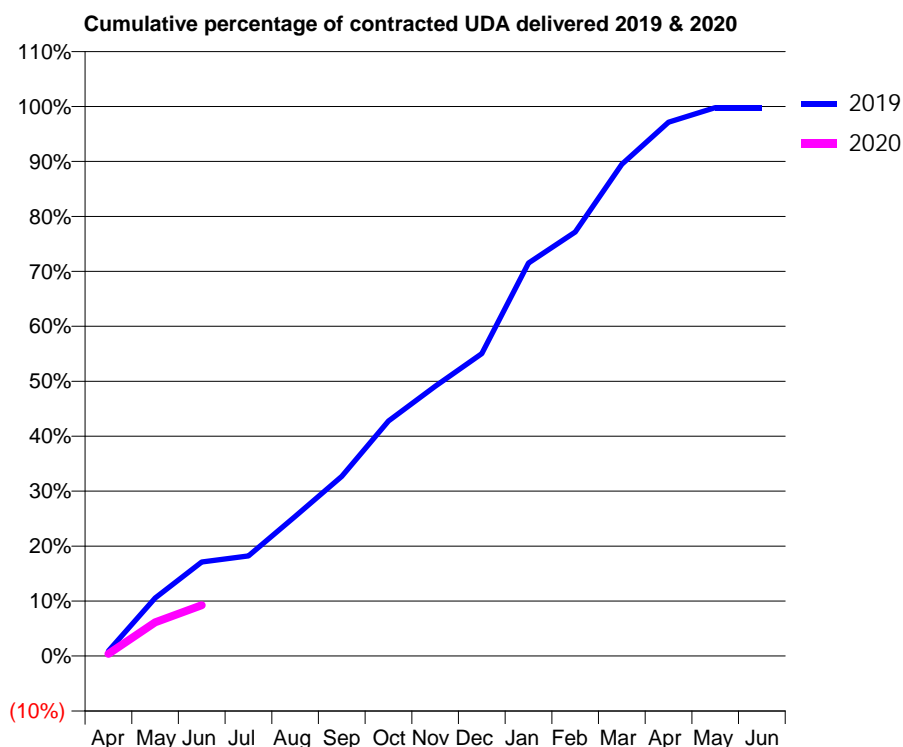
19/20 Contracted general activity (UDA)	9,106
Carry forward general activity (UDA)	0
19/20 Contracted orthodontic activity (UOA)	0
Carry forward orthodontic activity (UOA)	0
Baseline contract value	£221,925.58

ACCESS*

Patients seen in 24 months	Total	Change since previous quarter
Quarter ending June 2018	2,993	
Quarter ending September 2018	2,958	↓
Quarter ending December 2018	3,008	→
Quarter ending March 2019	3,044	→
Quarter ending June 2019	2,997	↓
Variance since June 2018	0.1%	→



ACTIVITY



Month	Adjusted Scheduled Activity (UDA)	
	2019	2020
April	84	36
May	961	558
June	1,559	843
July	1,657	
August	2,314	
September	2,977	
October	3,895	
November	4,469	
December	5,011	
January	6,511	
February	7,026	
March	8,149	
April	8,844	
May	9,086	
June	9,086	

QUALITY

	Quantity	Base Number	Contract	AT	Region	England
% of FP17s for the same patient ID Re-attending within 3 months - Children	11	218	5.0%	8.9%	10.6%	11.4%
% of FP17s for the same patient ID Re-attending within 3 months - Adults	37	515	7.2%	14.9%	15.2%	15.4%
% of FP17s for the same patient ID Re-attending between 3 & 9 months - Children	134	218	61.5%	61.6%	62.3%	59.8%
% of FP17s for the same patient ID Re-attending between 3 & 9 months - Adults	313	515	60.8%	52.9%	53.3%	52.1%
% of FP17s for Band 1 Urgent Courses	36	467	7.7%	9.3%	9.7%	9.2%
% of FP17s Relating to Free Repair or Replacements	2	467	0.4%	0.5%	0.6%	0.7%
% of FP17s Relating to Continuations	0	467	0.0%	0.7%	0.8%	0.8%
% of Patients satisfied with the dentistry they have received	1	1	N/A	93.6%	93.4%	93.4%
% of Patients satisfied with the time they had to wait for an appointment	1	1	N/A	89.3%	86.8%	87.6%

* This is based on patients treated on this contract for their most recent course of treatment. Figures in italics indicate the base number of FP17s or Patient Questionnaire responses are less than 100. N/A is shown where the base number of responses is less than 10 during the period. % is calculated as Quantity/Base number*100

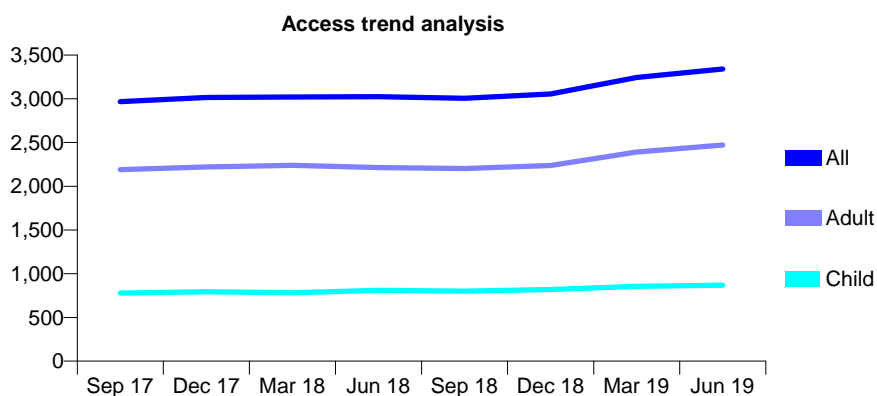
Q68 - Vital Signs At a Glance Contract Report for 180408/0001 - June 2019

Name or company name	Richard Johns Limited
Contract type name	GDS Contract
Purpose of contract	General
Contract start date	01/09/2011
Contract end date	

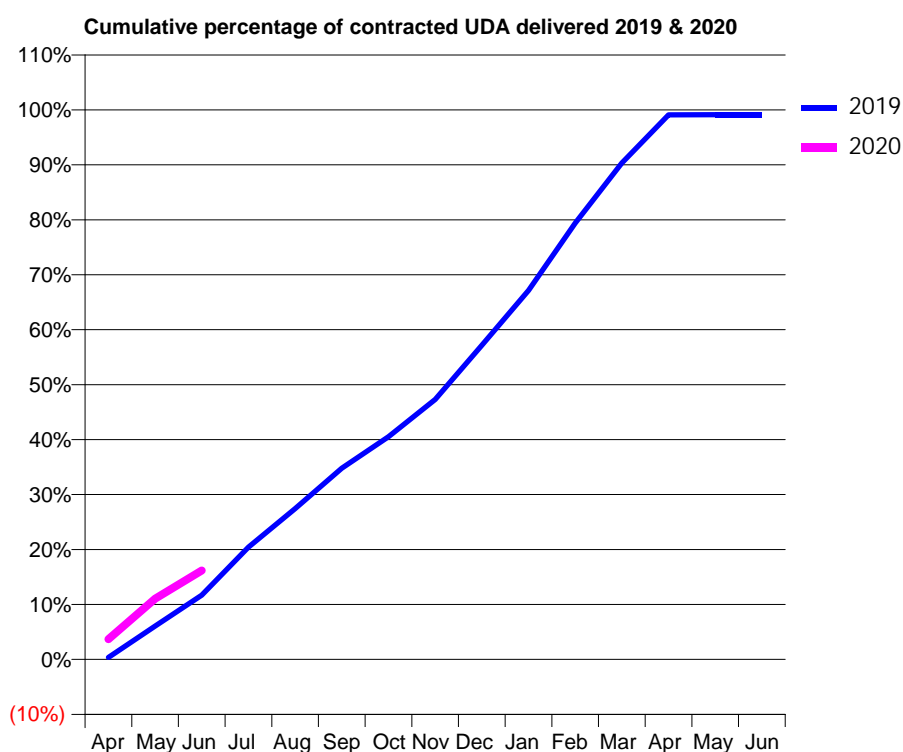
19/20 Contracted general activity (UDA)	10,342
Carry forward general activity (UDA)	0
19/20 Contracted orthodontic activity (UOA)	0
Carry forward orthodontic activity (UOA)	0
Baseline contract value	£293,060.65

ACCESS*

Patients seen in 24 months	Total	Change since previous quarter
Quarter ending June 2018	3,024	
Quarter ending September 2018	3,005	→
Quarter ending December 2018	3,056	→
Quarter ending March 2019	3,245	↑
Quarter ending June 2019	3,340	↑
Variance since June 2018	10.4%	↑



ACTIVITY



Month	2019	2020
April	39	380
May	630	1,144
June	1,207	1,673
July	2,116	
August	2,839	
September	3,596	
October	4,190	
November	4,891	
December	5,911	
January	6,943	
February	8,213	
March	9,343	
April	10,249	
May	10,251	
June	10,251	

QUALITY

	Quantity	Base Number	Contract	AT	Region	England
% of FP17s for the same patient ID Re-attending within 3 months - Children	24	294	8.2%	8.9%	10.6%	11.4%
% of FP17s for the same patient ID Re-attending within 3 months - Adults	113	801	14.1%	14.9%	15.2%	15.4%
% of FP17s for the same patient ID Re-attending between 3 & 9 months - Children	197	294	67.0%	61.6%	62.3%	59.8%
% of FP17s for the same patient ID Re-attending between 3 & 9 months - Adults	433	801	54.1%	52.9%	53.3%	52.1%
% of FP17s for Band 1 Urgent Courses	55	700	7.9%	9.3%	9.7%	9.2%
% of FP17s Relating to Free Repair or Replacements	5	700	0.7%	0.5%	0.6%	0.7%
% of FP17s Relating to Continuations	11	700	1.6%	0.7%	0.8%	0.8%
% of Patients satisfied with the dentistry they have received	0	0	N/A	93.6%	93.4%	93.4%
% of Patients satisfied with the time they had to wait for an appointment	0	0	N/A	89.3%	86.8%	87.6%

* This is based on patients treated on this contract for their most recent course of treatment. Figures in italics indicate the base number of FP17s or Patient Questionnaire responses are less than 100. N/A is shown where the base number of responses is less than 10 during the period. % is calculated as Quantity/Base number*100

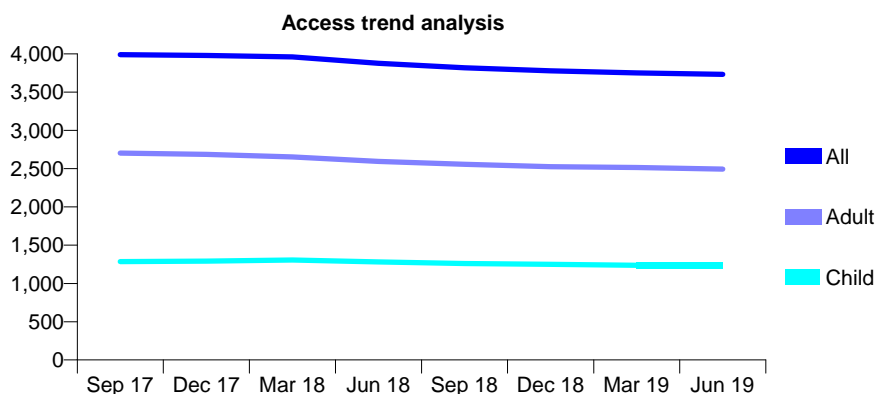
Q68 - Vital Signs At a Glance Contract Report for 182451/0001 - June 2019

Name or company name	Dentistree Horley Ltd
Contract type name	GDS Contract
Purpose of contract	General
Contract start date	01/12/2008
Contract end date	

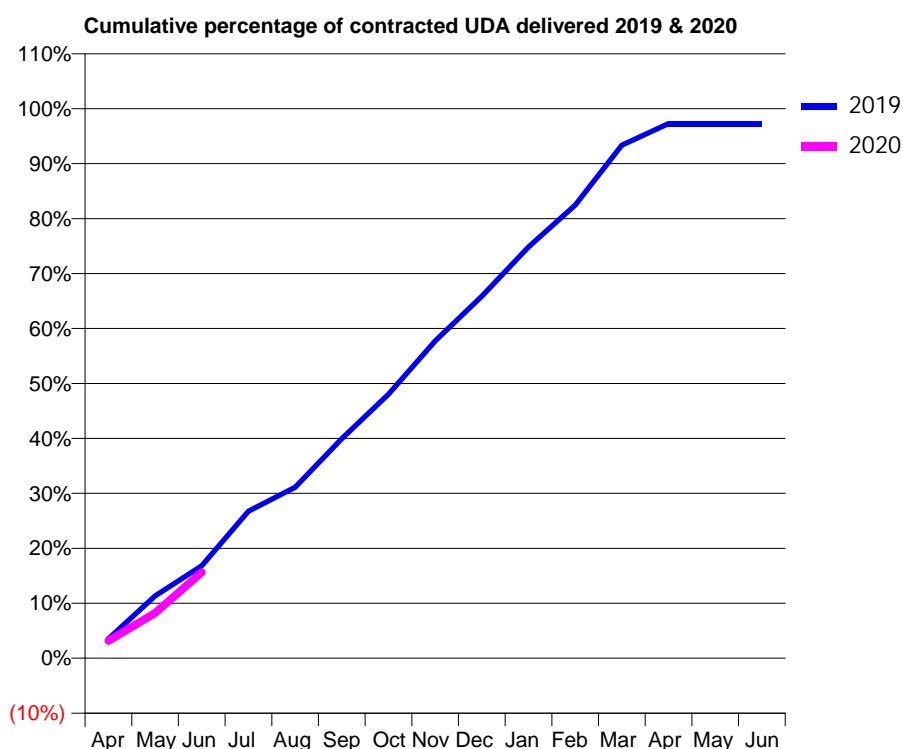
19/20 Contracted general activity (UDA)	11,250
Carry forward general activity (UDA)	0
19/20 Contracted orthodontic activity (UOA)	0
Carry forward orthodontic activity (UOA)	0
Baseline contract value	£310,298.91

ACCESS*

Patients seen in 24 months	Total	Change since previous quarter
Quarter ending June 2018	3,877	
Quarter ending September 2018	3,817	↓
Quarter ending December 2018	3,777	↓
Quarter ending March 2019	3,751	→
Quarter ending June 2019	3,732	→
Variance since June 2018	(3.7%)	↓



ACTIVITY



Month	2019	2020
April	397	355
May	1,276	927
June	1,892	1,760
July	3,011	
August	3,502	
September	4,493	
October	5,404	
November	6,495	
December	7,410	
January	8,418	
February	9,277	
March	10,500	
April	10,944	
May	10,944	
June	10,944	

QUALITY

	Quantity	Base Number	Contract	AT	Region	England
% of FP17s for the same patient ID Re-attending within 3 months - Children	30	467	6.4%	8.9%	10.6%	11.4%
% of FP17s for the same patient ID Re-attending within 3 months - Adults	104	808	12.9%	14.9%	15.2%	15.4%
% of FP17s for the same patient ID Re-attending between 3 & 9 months - Children	343	467	73.4%	61.6%	62.3%	59.8%
% of FP17s for the same patient ID Re-attending between 3 & 9 months - Adults	518	808	64.1%	52.9%	53.3%	52.1%
% of FP17s for Band 1 Urgent Courses	110	1,053	10.4%	9.3%	9.7%	9.2%
% of FP17s Relating to Free Repair or Replacements	6	1,053	0.6%	0.5%	0.6%	0.7%
% of FP17s Relating to Continuations	9	1,053	0.9%	0.7%	0.8%	0.8%
% of Patients satisfied with the dentistry they have received	1	1	N/A	93.6%	93.4%	93.4%
% of Patients satisfied with the time they had to wait for an appointment	1	1	N/A	89.3%	86.8%	87.6%

* This is based on patients treated on this contract for their most recent course of treatment. Figures in italics indicate the base number of FP17s or Patient Questionnaire responses are less than 100. N/A is shown where the base number of responses is less than 10 during the period. % is calculated as Quantity/Base number*100

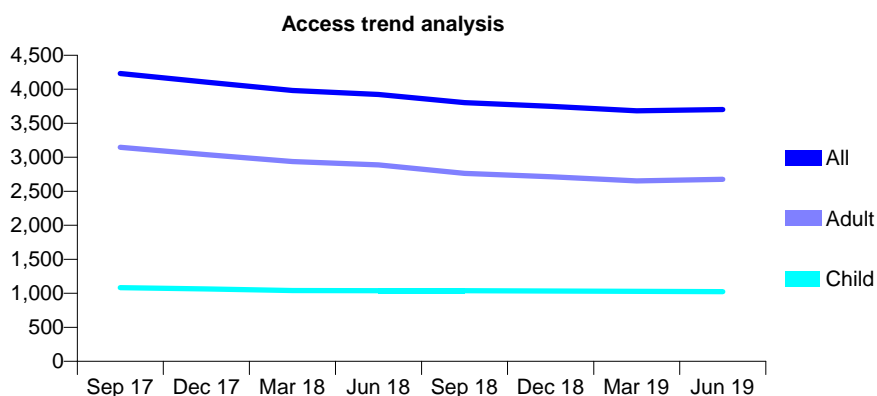
Q68 - Vital Signs At a Glance Contract Report for 185396/0001 - June 2019

Name or company name	Crowborough Dental Care Ltd
Contract type name	GDS Contract
Purpose of contract	General
Contract start date	21/01/2011
Contract end date	

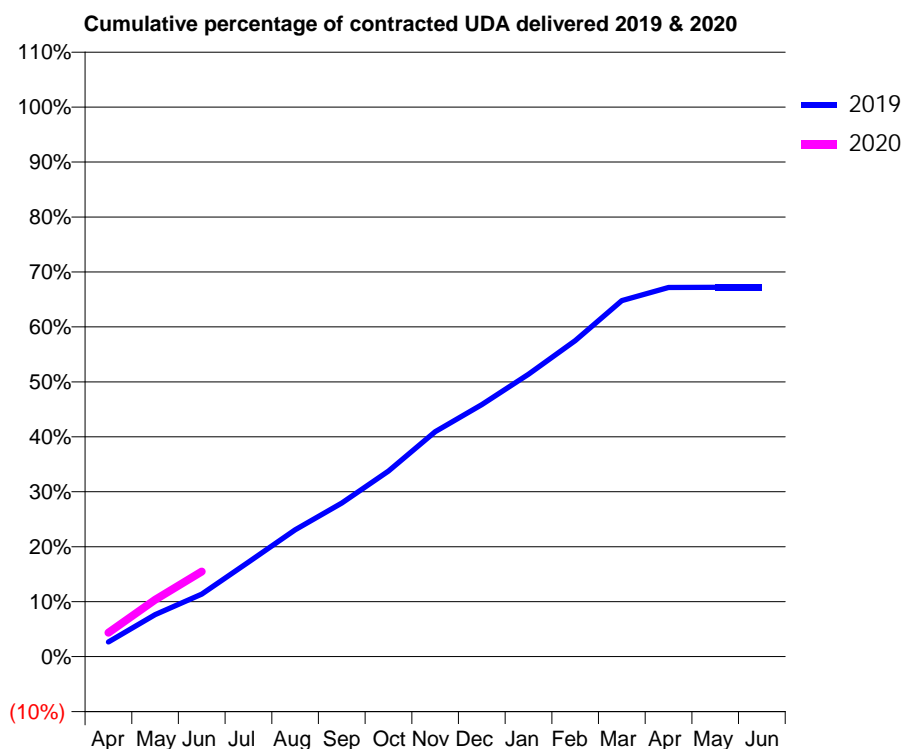
19/20 Contracted general activity (UDA)	15,692
Carry forward general activity (UDA)	0
19/20 Contracted orthodontic activity (UOA)	0
Carry forward orthodontic activity (UOA)	0
Baseline contract value	£397,075.80

ACCESS*

Patients seen in 24 months	Total	Change since previous quarter
Quarter ending June 2018	3,925	
Quarter ending September 2018	3,802	↓
Quarter ending December 2018	3,750	↓
Quarter ending March 2019	3,684	↓
Quarter ending June 2019	3,703	→
Variance since June 2018	(5.7%)	↓



ACTIVITY



Month	Adjusted Scheduled Activity (UDA)	
	2019	2020
April	417	684
May	1,202	1,626
June	1,786	2,428
July	2,698	
August	3,622	
September	4,386	
October	5,297	
November	6,422	
December	7,196	
January	8,064	
February	9,022	
March	10,164	
April	10,544	
May	10,546	
June	10,547	

QUALITY

	Quantity	Base Number	Contract	AT	Region	England
% of FP17s for the same patient ID Re-attending within 3 months - Children	24	339	7.1%	8.9%	10.6%	11.4%
% of FP17s for the same patient ID Re-attending within 3 months - Adults	110	750	14.7%	14.9%	15.2%	15.4%
% of FP17s for the same patient ID Re-attending between 3 & 9 months - Children	177	339	52.2%	61.6%	62.3%	59.8%
% of FP17s for the same patient ID Re-attending between 3 & 9 months - Adults	298	750	39.7%	52.9%	53.3%	52.1%
% of FP17s for Band 1 Urgent Courses	106	925	11.5%	9.3%	9.7%	9.2%
% of FP17s Relating to Free Repair or Replacements	9	925	1.0%	0.5%	0.6%	0.7%
% of FP17s Relating to Continuations	15	925	1.6%	0.7%	0.8%	0.8%
% of Patients satisfied with the dentistry they have received	1	1	N/A	93.6%	93.4%	93.4%
% of Patients satisfied with the time they had to wait for an appointment	1	1	N/A	89.3%	86.8%	87.6%

* This is based on patients treated on this contract for their most recent course of treatment. Figures in italics indicate the base number of FP17s or Patient Questionnaire responses are less than 100. N/A is shown where the base number of responses is less than 10 during the period. % is calculated as Quantity/Base number*100

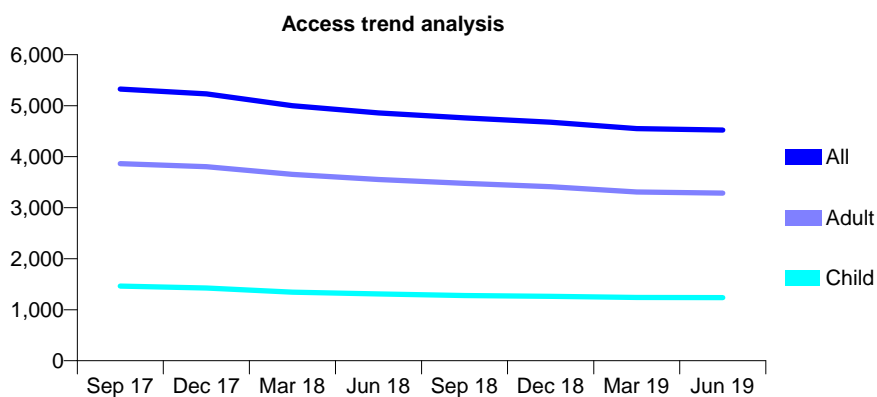
Q68 - Vital Signs At a Glance Contract Report for 185825/0001 - June 2019

Name or company name	Horsham Dental Care Ltd
Contract type name	GDS Contract
Purpose of contract	General
Contract start date	01/11/2007
Contract end date	

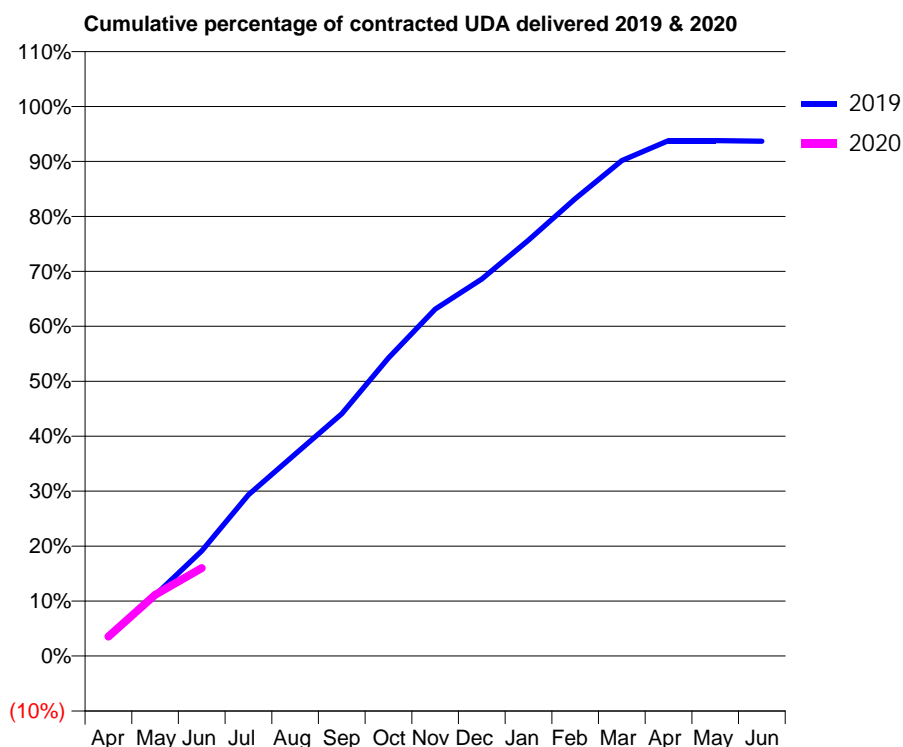
19/20 Contracted general activity (UDA)	14,482
Carry forward general activity (UDA)	0
19/20 Contracted orthodontic activity (UOA)	0
Carry forward orthodontic activity (UOA)	0
Baseline contract value	£390,337.27

ACCESS*

Patients seen in 24 months	Total	Change since previous quarter
Quarter ending June 2018	4,860	
Quarter ending September 2018	4,759	↓
Quarter ending December 2018	4,677	↓
Quarter ending March 2019	4,550	↓
Quarter ending June 2019	4,521	→
Variance since June 2018	(7.0%)	↓



ACTIVITY



Month	Adjusted Scheduled Activity (UDA)	
	2019	2020
April	522	513
May	1,605	1,615
June	2,768	2,319
July	4,250	
August	5,322	
September	6,384	
October	7,856	
November	9,144	
December	9,935	
January	10,959	
February	12,051	
March	13,054	
April	13,580	
May	13,580	
June	13,564	

QUALITY

	Quantity	Base Number	Contract	AT	Region	England
% of FP17s for the same patient ID Re-attending within 3 months - Children	21	326	6.4%	8.9%	10.6%	11.4%
% of FP17s for the same patient ID Re-attending within 3 months - Adults	69	772	8.9%	14.9%	15.2%	15.4%
% of FP17s for the same patient ID Re-attending between 3 & 9 months - Children	171	326	52.5%	61.6%	62.3%	59.8%
% of FP17s for the same patient ID Re-attending between 3 & 9 months - Adults	345	772	44.7%	52.9%	53.3%	52.1%
% of FP17s for Band 1 Urgent Courses	82	934	8.8%	9.3%	9.7%	9.2%
% of FP17s Relating to Free Repair or Replacements	0	934	0.0%	0.5%	0.6%	0.7%
% of FP17s Relating to Continuations	5	934	0.5%	0.7%	0.8%	0.8%
% of Patients satisfied with the dentistry they have received	1	1	N/A	93.6%	93.4%	93.4%
% of Patients satisfied with the time they had to wait for an appointment	0	1	N/A	89.3%	86.8%	87.6%

* This is based on patients treated on this contract for their most recent course of treatment. Figures in italics indicate the base number of FP17s or Patient Questionnaire responses are less than 100. N/A is shown where the base number of responses is less than 10 during the period. % is calculated as Quantity/Base number*100

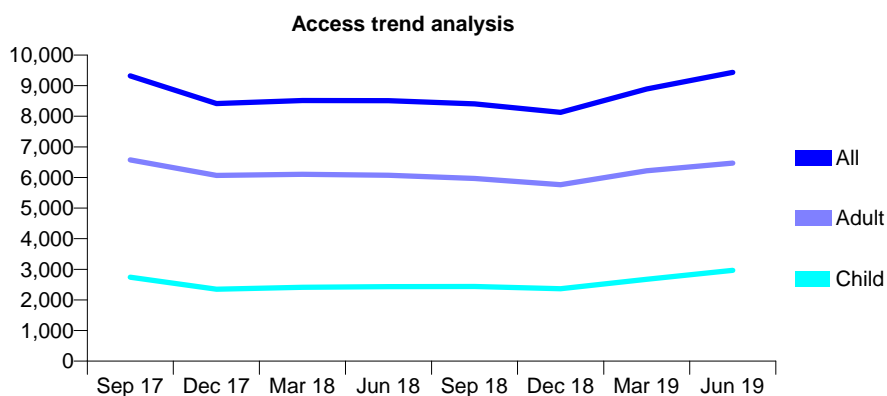
Q68 - Vital Signs At a Glance Contract Report for 186031/0001 - June 2019

Name or company name	Holbrook Practice Ltd
Contract type name	GDS Contract
Purpose of contract	General
Contract start date	01/04/2010
Contract end date	

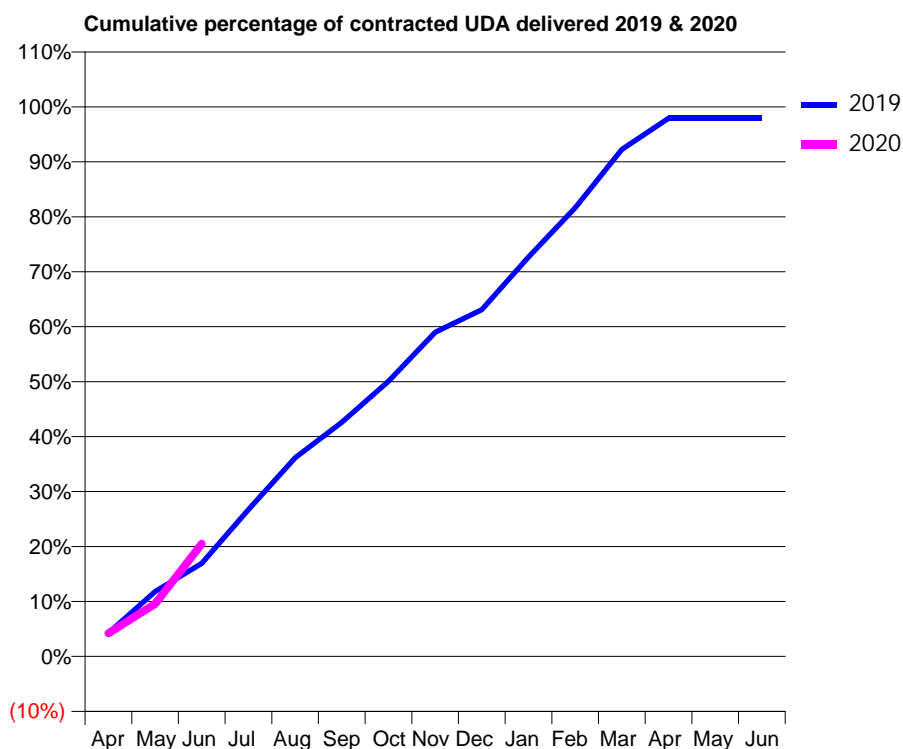
19/20 Contracted general activity (UDA)	25,652
Carry forward general activity (UDA)	0
19/20 Contracted orthodontic activity (UOA)	0
Carry forward orthodontic activity (UOA)	0
Baseline contract value	£667,440.78

ACCESS*

Patients seen in 24 months	Total	Change since previous quarter
Quarter ending June 2018	8,506	
Quarter ending September 2018	8,407	↓
Quarter ending December 2018	8,130	↓
Quarter ending March 2019	8,893	↑
Quarter ending June 2019	9,435	↑
Variance since June 2018	10.9%	↑



ACTIVITY



Month	2019	2020
April	1,099	1,080
May	3,028	2,454
June	4,344	5,260
July	6,854	
August	9,269	
September	10,929	
October	12,843	
November	15,132	
December	16,185	
January	18,642	
February	20,945	
March	23,664	
April	25,122	
May	25,120	
June	25,120	

QUALITY

	Quantity	Base Number	Contract	AT	Region	England
% of FP17s for the same patient ID Re-attending within 3 months - Children	63	1,157	5.4%	8.9%	10.6%	11.4%
% of FP17s for the same patient ID Re-attending within 3 months - Adults	179	2,372	7.5%	14.9%	15.2%	15.4%
% of FP17s for the same patient ID Re-attending between 3 & 9 months - Children	522	1,157	45.1%	61.6%	62.3%	59.8%
% of FP17s for the same patient ID Re-attending between 3 & 9 months - Adults	1,149	2,372	48.4%	52.9%	53.3%	52.1%
% of FP17s for Band 1 Urgent Courses	180	2,896	6.2%	9.3%	9.7%	9.2%
% of FP17s Relating to Free Repair or Replacements	4	2,896	0.1%	0.5%	0.6%	0.7%
% of FP17s Relating to Continuations	8	2,896	0.3%	0.7%	0.8%	0.8%
% of Patients satisfied with the dentistry they have received	7	8	N/A	93.6%	93.4%	93.4%
% of Patients satisfied with the time they had to wait for an appointment	6	8	N/A	89.3%	86.8%	87.6%

* This is based on patients treated on this contract for their most recent course of treatment. Figures in italics indicate the base number of FP17s or Patient Questionnaire responses are less than 100. N/A is shown where the base number of responses is less than 10 during the period. % is calculated as Quantity/Base number*100

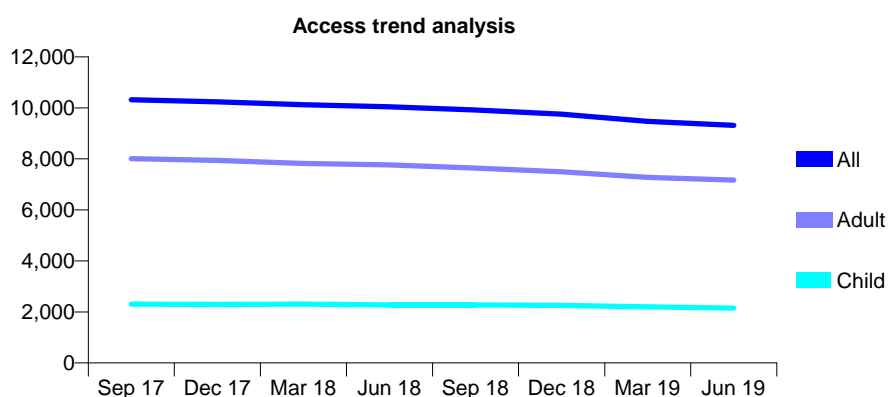
Q68 - Vital Signs At a Glance Contract Report for 186643/0002 - June 2019

Name or company name	Moat Road Dental Care
Contract type name	GDS Contract
Purpose of contract	General
Contract start date	01/09/2008
Contract end date	

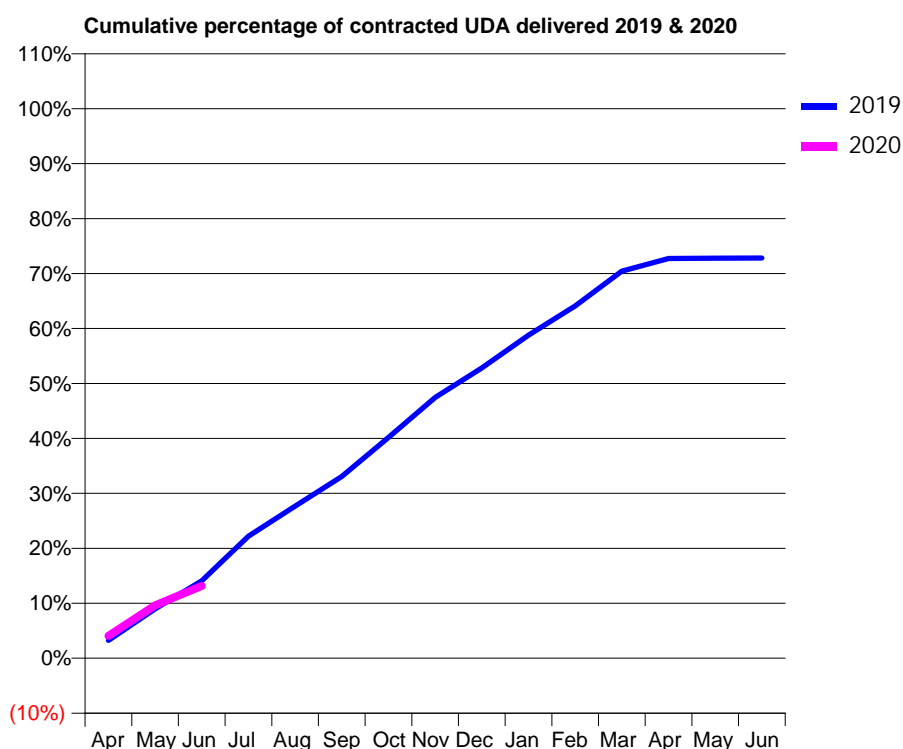
19/20 Contracted general activity (UDA)	37,171
Carry forward general activity (UDA)	0
19/20 Contracted orthodontic activity (UOA)	0
Carry forward orthodontic activity (UOA)	0
Baseline contract value	£923,497.72

ACCESS*

Patients seen in 24 months	Total	Change since previous quarter
Quarter ending June 2018	10,040	
Quarter ending September 2018	9,915	↓
Quarter ending December 2018	9,755	↓
Quarter ending March 2019	9,474	↓
Quarter ending June 2019	9,316	↓
Variance since June 2018	(7.2%)	↓



ACTIVITY



Adjusted Scheduled Activity (UDA)		
Month	2019	2020
April	1,208	1,512
May	3,342	3,580
June	5,239	4,889
July	8,262	
August	10,290	
September	12,288	
October	14,930	
November	17,641	
December	19,634	
January	21,856	
February	23,832	
March	26,183	
April	27,042	
May	27,058	
June	27,062	

QUALITY

	Quantity	Base Number	Contract	AT	Region	England
% of FP17s for the same patient ID Re-attending within 3 months - Children	37	571	6.5%	8.9%	10.6%	11.4%
% of FP17s for the same patient ID Re-attending within 3 months - Adults	265	1,854	14.3%	14.9%	15.2%	15.4%
% of FP17s for the same patient ID Re-attending between 3 & 9 months - Children	315	571	55.2%	61.6%	62.3%	59.8%
% of FP17s for the same patient ID Re-attending between 3 & 9 months - Adults	950	1,854	51.2%	52.9%	53.3%	52.1%
% of FP17s for Band 1 Urgent Courses	228	2,036	11.2%	9.3%	9.7%	9.2%
% of FP17s Relating to Free Repair or Replacements	27	2,036	1.3%	0.5%	0.6%	0.7%
% of FP17s Relating to Continuations	46	2,036	2.3%	0.7%	0.8%	0.8%
% of Patients satisfied with the dentistry they have received	4	4	N/A	93.6%	93.4%	93.4%
% of Patients satisfied with the time they had to wait for an appointment	4	4	N/A	89.3%	86.8%	87.6%

* This is based on patients treated on this contract for their most recent course of treatment.

Figures in italics indicate the base number of FP17s or Patient Questionnaire responses are less than 100. N/A is shown where the base number of responses is less than 10 during the period. % is calculated as Quantity/Base number*100

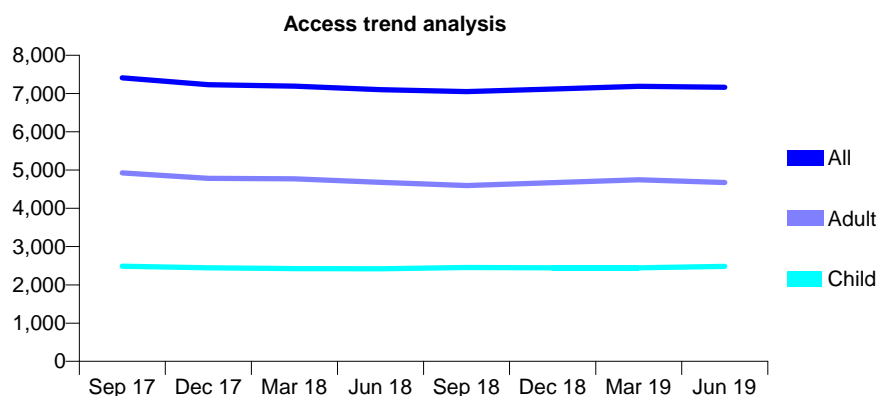
Q68 - Vital Signs At a Glance Contract Report for 188255/0001 - June 2019

Name or company name	Mr A Vaidya and Mrs S Vaidya
Contract type name	GDS Contract
Purpose of contract	General
Contract start date	15/12/2008
Contract end date	

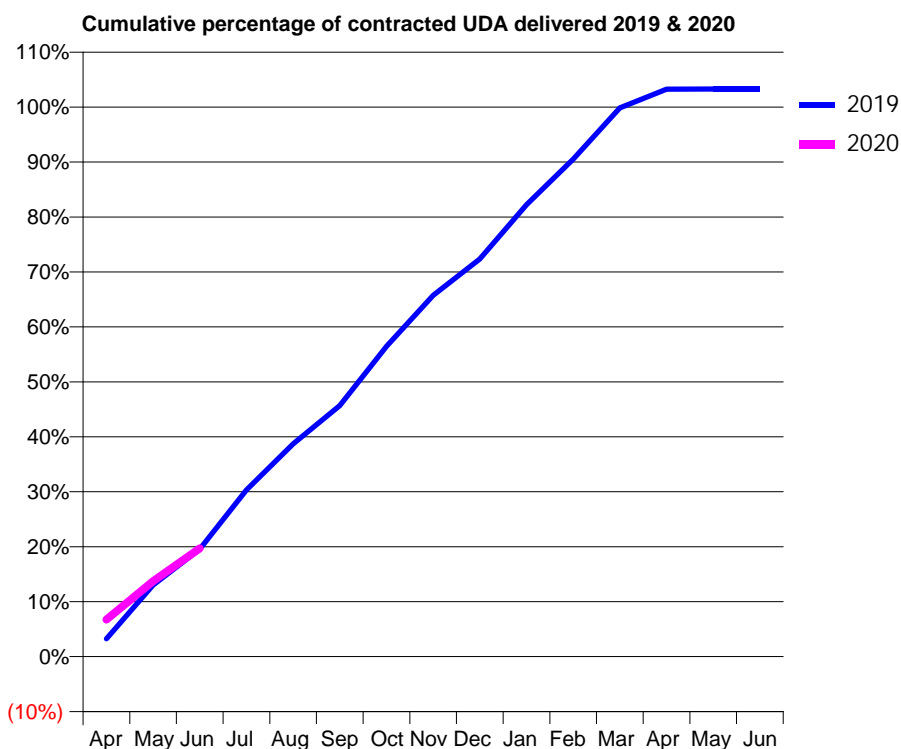
19/20 Contracted general activity (UDA)	11,000
Carry forward general activity (UDA)	0
19/20 Contracted orthodontic activity (UOA)	0
Carry forward orthodontic activity (UOA)	0
Baseline contract value	£303,820.00

ACCESS*

Patients seen in 24 months	Total	Change since previous quarter
Quarter ending June 2018	7,100	
Quarter ending September 2018	7,051	→
Quarter ending December 2018	7,117	→
Quarter ending March 2019	7,191	→
Quarter ending June 2019	7,161	→
Variance since June 2018	0.9%	→



ACTIVITY



Month	Adjusted Scheduled Activity (UDA)	
	2019	2020
April	421	743
May	1,696	1,511
June	2,541	2,165
July	3,941	
August	5,032	
September	5,939	
October	7,340	
November	8,547	
December	9,407	
January	10,691	
February	11,768	
March	12,981	
April	13,421	
May	13,424	
June	13,428	

QUALITY

	Quantity	Base Number	Contract	AT	Region	England
% of FP17s for the same patient ID Re-attending within 3 months - Children	47	917	5.1%	8.9%	10.6%	11.4%
% of FP17s for the same patient ID Re-attending within 3 months - Adults	130	1,030	12.6%	14.9%	15.2%	15.4%
% of FP17s for the same patient ID Re-attending between 3 & 9 months - Children	582	917	63.5%	61.6%	62.3%	59.8%
% of FP17s for the same patient ID Re-attending between 3 & 9 months - Adults	585	1,030	56.8%	52.9%	53.3%	52.1%
% of FP17s for Band 1 Urgent Courses	92	1,470	6.3%	9.3%	9.7%	9.2%
% of FP17s Relating to Free Repair or Replacements	6	1,470	0.4%	0.5%	0.6%	0.7%
% of FP17s Relating to Continuations	14	1,470	1.0%	0.7%	0.8%	0.8%
% of Patients satisfied with the dentistry they have received	5	5	N/A	93.6%	93.4%	93.4%
% of Patients satisfied with the time they had to wait for an appointment	4	5	N/A	89.3%	86.8%	87.6%

* This is based on patients treated on this contract for their most recent course of treatment. Figures in italics indicate the base number of FP17s or Patient Questionnaire responses are less than 100. N/A is shown where the base number of responses is less than 10 during the period. % is calculated as Quantity/Base number*100

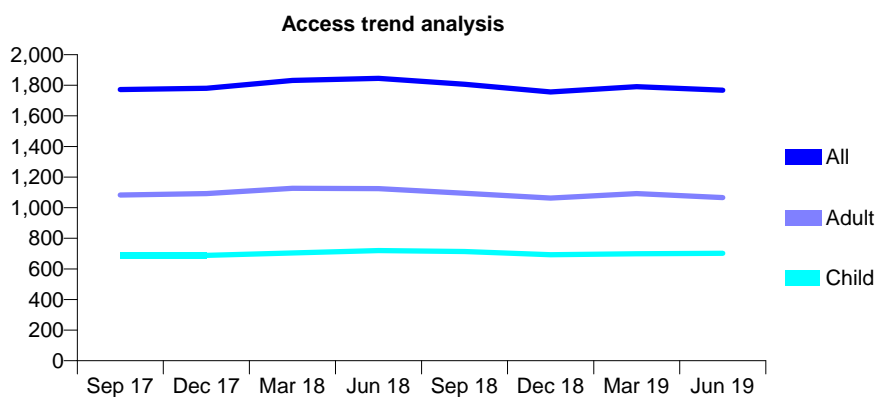
Q68 - Vital Signs At a Glance Contract Report for 188751/0002 - June 2019

Name or company name	Mr P Boamah & Mr C Amin.
Contract type name	GDS Contract
Purpose of contract	General
Contract start date	01/04/2011
Contract end date	

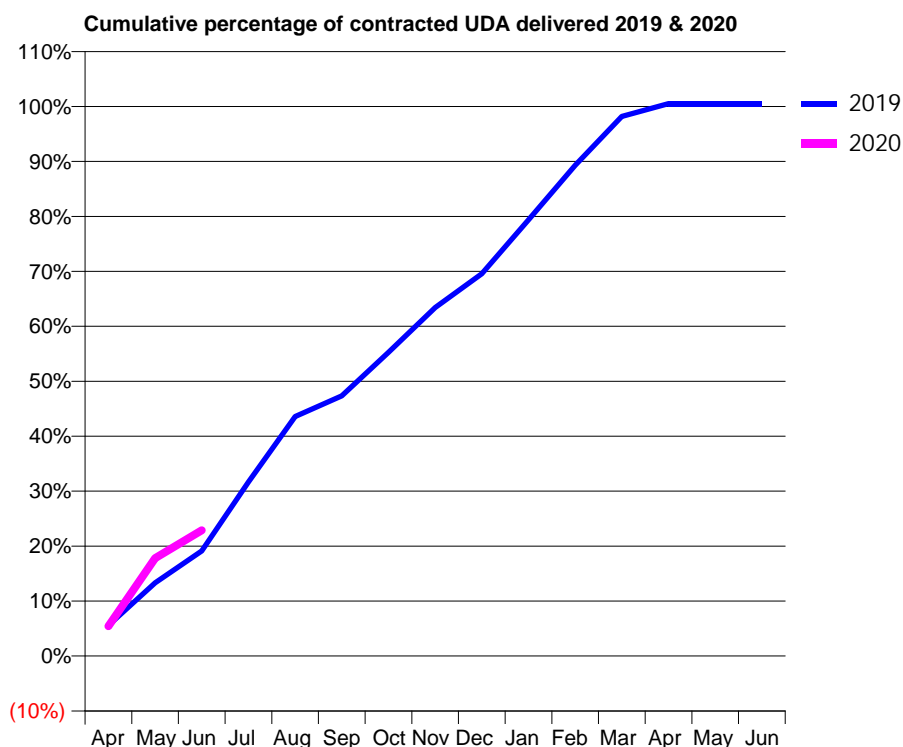
19/20 Contracted general activity (UDA)	4,000
Carry forward general activity (UDA)	0
19/20 Contracted orthodontic activity (UOA)	0
Carry forward orthodontic activity (UOA)	0
Baseline contract value	£102,319.26

ACCESS*

Patients seen in 24 months	Total	Change since previous quarter
Quarter ending June 2018	1,845	
Quarter ending September 2018	1,807	↓
Quarter ending December 2018	1,756	↓
Quarter ending March 2019	1,791	→
Quarter ending June 2019	1,768	↓
Variance since June 2018	(4.2%)	↓



ACTIVITY



Month	Adjusted Scheduled Activity (UDA)	
	2019	2020
April	224	218
May	534	713
June	765	914
July	1,267	
August	1,743	
September	1,893	
October	2,211	
November	2,537	
December	2,783	
January	3,175	
February	3,572	
March	3,928	
April	4,020	
May	4,020	
June	4,020	

QUALITY

	Quantity	Base Number	Contract	AT	Region	England
% of FP17s for the same patient ID Re-attending within 3 months - Children	10	283	3.5%	8.9%	10.6%	11.4%
% of FP17s for the same patient ID Re-attending within 3 months - Adults	45	354	12.7%	14.9%	15.2%	15.4%
% of FP17s for the same patient ID Re-attending between 3 & 9 months - Children	174	283	61.5%	61.6%	62.3%	59.8%
% of FP17s for the same patient ID Re-attending between 3 & 9 months - Adults	216	354	61.0%	52.9%	53.3%	52.1%
% of FP17s for Band 1 Urgent Courses	37	578	6.4%	9.3%	9.7%	9.2%
% of FP17s Relating to Free Repair or Replacements	5	578	0.9%	0.5%	0.6%	0.7%
% of FP17s Relating to Continuations	0	578	0.0%	0.7%	0.8%	0.8%
% of Patients satisfied with the dentistry they have received	0	0	N/A	93.6%	93.4%	93.4%
% of Patients satisfied with the time they had to wait for an appointment	0	0	N/A	89.3%	86.8%	87.6%

* This is based on patients treated on this contract for their most recent course of treatment. Figures in italics indicate the base number of FP17s or Patient Questionnaire responses are less than 100. N/A is shown where the base number of responses is less than 10 during the period. % is calculated as Quantity/Base number*100

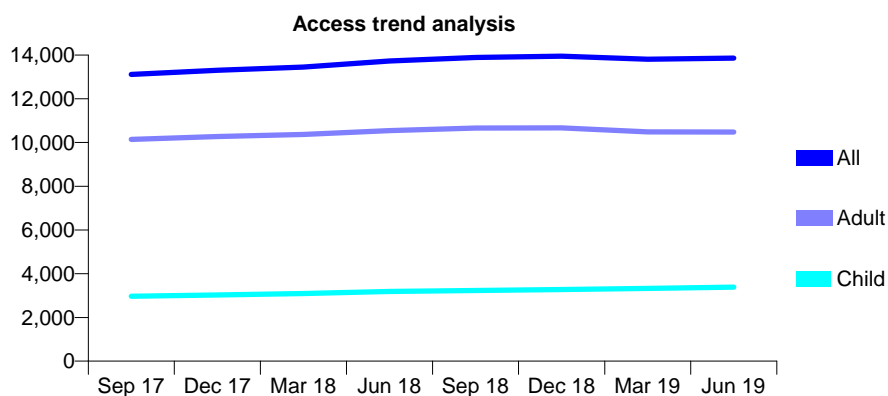
Q68 - Vital Signs At a Glance Contract Report for 189111/0001 - June 2019

Name or company name	Seaside Dental Practice Limited
Contract type name	GDS Contract
Purpose of contract	General
Contract start date	01/10/2010
Contract end date	

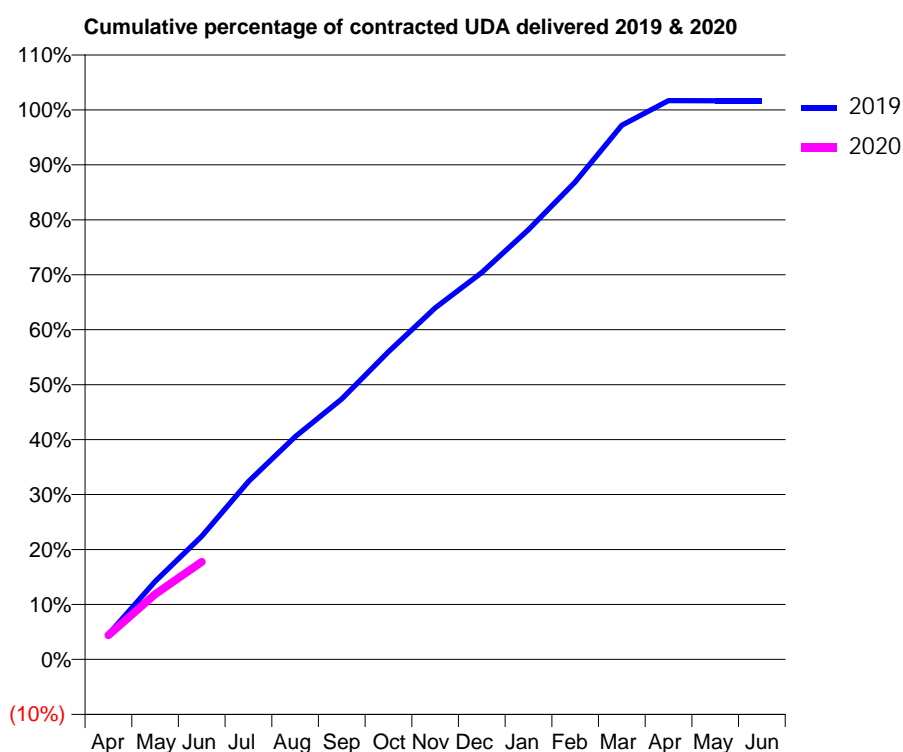
19/20 Contracted general activity (UDA)	37,000
Carry forward general activity (UDA)	0
19/20 Contracted orthodontic activity (UOA)	0
Carry forward orthodontic activity (UOA)	0
Baseline contract value	£937,391.45

ACCESS*

Patients seen in 24 months	Total	Change since previous quarter
Quarter ending June 2018	13,727	
Quarter ending September 2018	13,892	→
Quarter ending December 2018	13,947	→
Quarter ending March 2019	13,809	→
Quarter ending June 2019	13,861	→
Variance since June 2018	1.0%	→



ACTIVITY



Month	Adjusted Scheduled Activity (UDA)	
	2019	2020
April	1,693	1,638
May	5,260	4,399
June	8,288	6,567
July	11,983	
August	14,988	
September	17,538	
October	20,718	
November	23,664	
December	26,053	
January	28,933	
February	32,151	
March	35,962	
April	37,613	
May	37,609	
June	37,608	

QUALITY

	Quantity	Base Number	Contract	AT	Region	England
% of FP17s for the same patient ID Re-attending within 3 months - Children	70	1,180	5.9%	8.9%	10.6%	11.4%
% of FP17s for the same patient ID Re-attending within 3 months - Adults	375	3,275	11.5%	14.9%	15.2%	15.4%
% of FP17s for the same patient ID Re-attending between 3 & 9 months - Children	697	1,180	59.1%	61.6%	62.3%	59.8%
% of FP17s for the same patient ID Re-attending between 3 & 9 months - Adults	1,518	3,275	46.4%	52.9%	53.3%	52.1%
% of FP17s for Band 1 Urgent Courses	377	3,712	10.2%	9.3%	9.7%	9.2%
% of FP17s Relating to Free Repair or Replacements	13	3,712	0.4%	0.5%	0.6%	0.7%
% of FP17s Relating to Continuations	50	3,712	1.3%	0.7%	0.8%	0.8%
% of Patients satisfied with the dentistry they have received	8	9	N/A	93.6%	93.4%	93.4%
% of Patients satisfied with the time they had to wait for an appointment	7	9	N/A	89.3%	86.8%	87.6%

* This is based on patients treated on this contract for their most recent course of treatment. Figures in italics indicate the base number of FP17s or Patient Questionnaire responses are less than 100. N/A is shown where the base number of responses is less than 10 during the period. % is calculated as Quantity/Base number*100

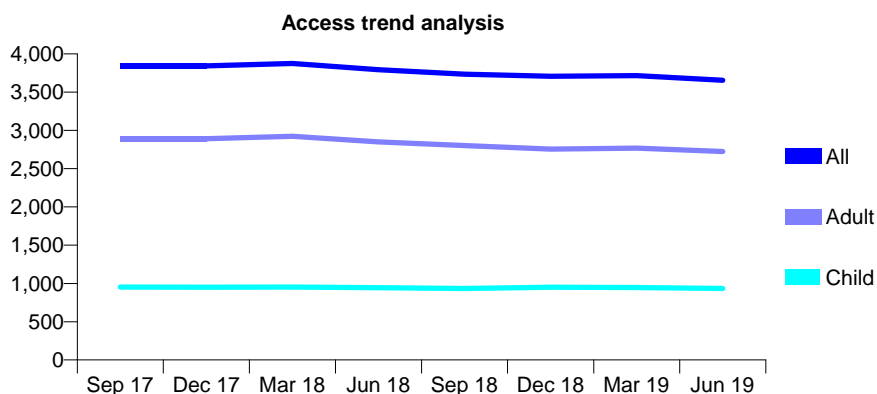
Q68 - Vital Signs At a Glance Contract Report for 189650/0001 - June 2019

Name or company name	Mr A Gill and Ms K Kaur
Contract type name	GDS Contract
Purpose of contract	General
Contract start date	01/04/2009
Contract end date	

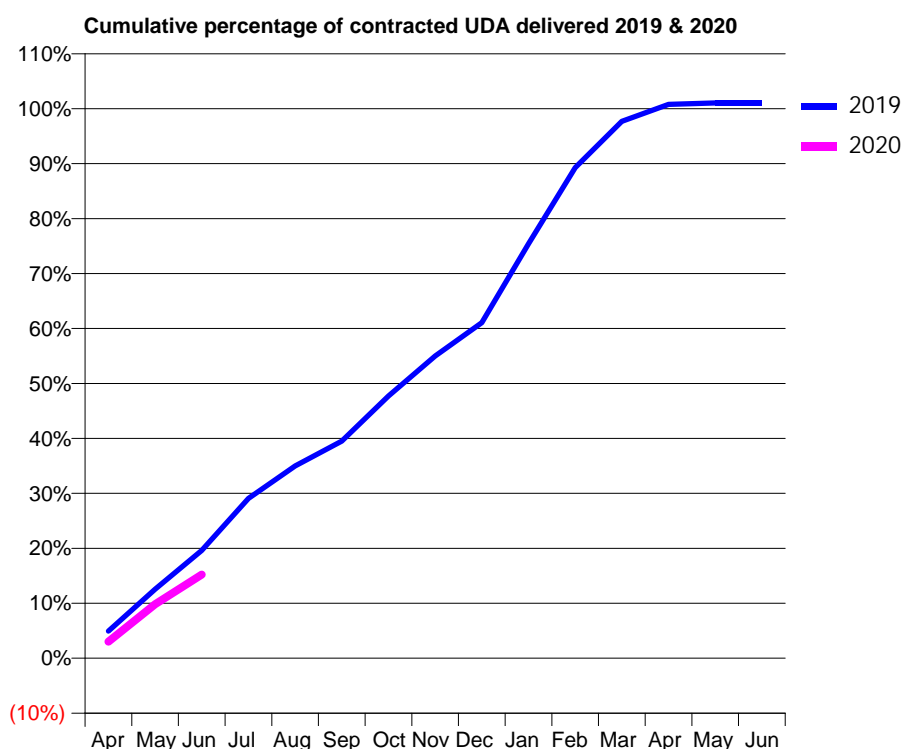
19/20 Contracted general activity (UDA)	11,018
Carry forward general activity (UDA)	0
19/20 Contracted orthodontic activity (UOA)	0
Carry forward orthodontic activity (UOA)	0
Baseline contract value	£303,654.48

ACCESS*

Patients seen in 24 months	Total	Change since previous quarter
Quarter ending June 2018	3,794	
Quarter ending September 2018	3,735	↓
Quarter ending December 2018	3,708	→
Quarter ending March 2019	3,715	→
Quarter ending June 2019	3,656	↓
Variance since June 2018	(3.6%)	↓



ACTIVITY



Month	2019	2020
April	544	334
May	1,387	1,085
June	2,161	1,677
July	3,204	
August	3,858	
September	4,352	
October	5,258	
November	6,060	
December	6,725	
January	8,308	
February	9,834	
March	10,764	
April	11,103	
May	11,133	
June	11,133	

QUALITY

	Quantity	Base Number	Contract	AT	Region	England
% of FP17s for the same patient ID Re-attending within 3 months - Children	21	283	7.4%	8.9%	10.6%	11.4%
% of FP17s for the same patient ID Re-attending within 3 months - Adults	111	779	14.2%	14.9%	15.2%	15.4%
% of FP17s for the same patient ID Re-attending between 3 & 9 months - Children	188	283	66.4%	61.6%	62.3%	59.8%
% of FP17s for the same patient ID Re-attending between 3 & 9 months - Adults	499	779	64.1%	52.9%	53.3%	52.1%
% of FP17s for Band 1 Urgent Courses	85	882	9.6%	9.3%	9.7%	9.2%
% of FP17s Relating to Free Repair or Replacements	3	882	0.3%	0.5%	0.6%	0.7%
% of FP17s Relating to Continuations	1	882	0.1%	0.7%	0.8%	0.8%
% of Patients satisfied with the dentistry they have received	4	4	N/A	93.6%	93.4%	93.4%
% of Patients satisfied with the time they had to wait for an appointment	4	4	N/A	89.3%	86.8%	87.6%

* This is based on patients treated on this contract for their most recent course of treatment.

Figures in italics indicate the base number of FP17s or Patient Questionnaire responses are less than 100. N/A is shown where the base number of responses is less than 10 during the period. % is calculated as Quantity/Base number*100

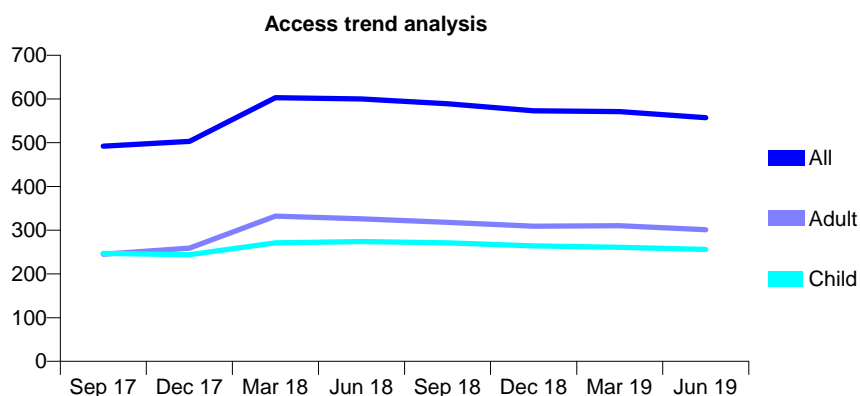
Q68 - Vital Signs At a Glance Contract Report for 190195/0021 - June 2019

Name or company name	Xeon Smiles UK Ltd
Contract type name	GDS Contract
Purpose of contract	General
Contract start date	01/01/2013
Contract end date	

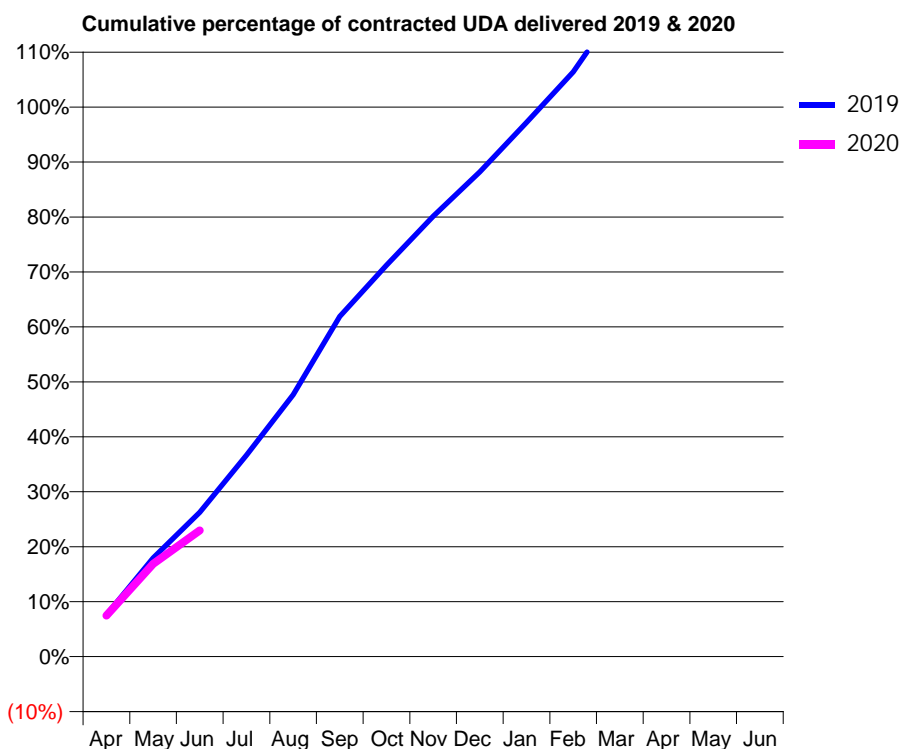
19/20 Contracted general activity (UDA)	1,134
Carry forward general activity (UDA)	0
19/20 Contracted orthodontic activity (UOA)	0
Carry forward orthodontic activity (UOA)	0
Baseline contract value	£26,679.81

ACCESS*

Patients seen in 24 months	Total	Change since previous quarter
Quarter ending June 2018	600	
Quarter ending September 2018	589	↓
Quarter ending December 2018	573	↓
Quarter ending March 2019	571	→
Quarter ending June 2019	557	↓
Variance since June 2018	(7.2%)	↓



ACTIVITY



Month	Adjusted Scheduled Activity (UDA)	
	2019	2020
April	87	85
May	204	191
June	298	260
July	416	
August	541	
September	702	
October	807	
November	909	
December	1,000	
January	1,102	
February	1,207	
March	1,344	
April	1,392	
May	1,383	
June	1,384	

QUALITY

	Quantity	Base Number	Contract	AT	Region	England
% of FP17s for the same patient ID Re-attending within 3 months - Children	11	121	9.1%	8.9%	10.6%	11.4%
% of FP17s for the same patient ID Re-attending within 3 months - Adults	4	94	4.3%	14.9%	15.2%	15.4%
% of FP17s for the same patient ID Re-attending between 3 & 9 months - Children	92	121	76.0%	61.6%	62.3%	59.8%
% of FP17s for the same patient ID Re-attending between 3 & 9 months - Adults	66	94	70.2%	52.9%	53.3%	52.1%
% of FP17s for Band 1 Urgent Courses	12	183	6.6%	9.3%	9.7%	9.2%
% of FP17s Relating to Free Repair or Replacements	0	183	0.0%	0.5%	0.6%	0.7%
% of FP17s Relating to Continuations	0	183	0.0%	0.7%	0.8%	0.8%
% of Patients satisfied with the dentistry they have received	0	0	N/A	93.6%	93.4%	93.4%
% of Patients satisfied with the time they had to wait for an appointment	0	0	N/A	89.3%	86.8%	87.6%

* This is based on patients treated on this contract for their most recent course of treatment. Figures in italics indicate the base number of FP17s or Patient Questionnaire responses are less than 100. N/A is shown where the base number of responses is less than 10 during the period. % is calculated as Quantity/Base number*100

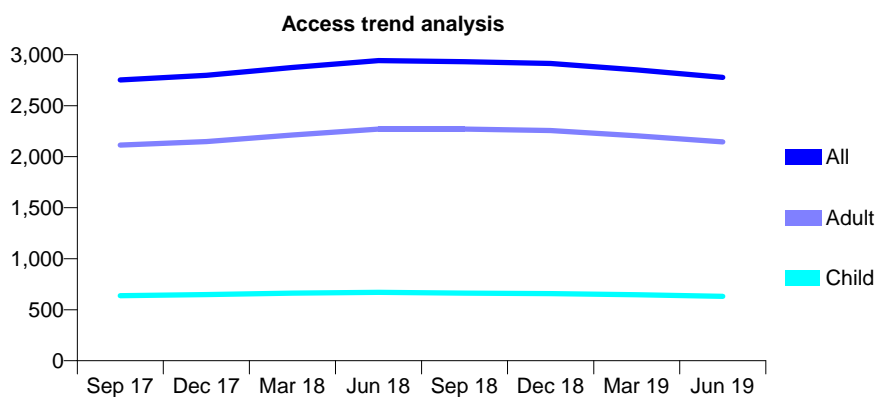
Q68 - Vital Signs At a Glance Contract Report for 190829/0001 - June 2019

Name or company name	The Sea Road Dental Practice Partnership
Contract type name	GDS Contract
Purpose of contract	General
Contract start date	20/01/2014
Contract end date	

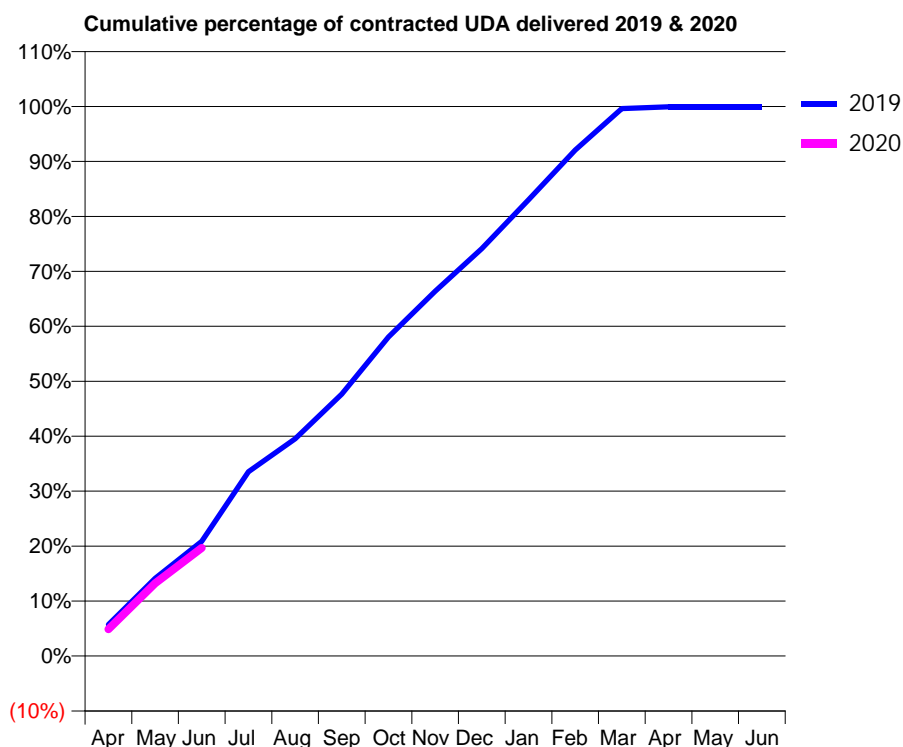
19/20 Contracted general activity (UDA)	6,800
Carry forward general activity (UDA)	0
19/20 Contracted orthodontic activity (UOA)	0
Carry forward orthodontic activity (UOA)	0
Baseline contract value	£184,161.90

ACCESS*

Patients seen in 24 months	Total	Change since previous quarter
Quarter ending June 2018	2,942	
Quarter ending September 2018	2,932	→
Quarter ending December 2018	2,915	→
Quarter ending March 2019	2,851	↓
Quarter ending June 2019	2,777	↓
Variance since June 2018	(5.6%)	↓



ACTIVITY



Month	Adjusted Scheduled Activity (UDA)	
	2019	2020
April	390	332
May	961	900
June	1,418	1,337
July	2,280	
August	2,689	
September	3,242	
October	3,948	
November	4,513	
December	5,041	
January	5,645	
February	6,262	
March	6,773	
April	6,795	
May	6,795	
June	6,795	

QUALITY

	Quantity	Base Number	Contract	AT	Region	England
% of FP17s for the same patient ID Re-attending within 3 months - Children	4	244	1.6%	8.9%	10.6%	11.4%
% of FP17s for the same patient ID Re-attending within 3 months - Adults	44	573	7.7%	14.9%	15.2%	15.4%
% of FP17s for the same patient ID Re-attending between 3 & 9 months - Children	192	244	78.7%	61.6%	62.3%	59.8%
% of FP17s for the same patient ID Re-attending between 3 & 9 months - Adults	327	573	57.1%	52.9%	53.3%	52.1%
% of FP17s for Band 1 Urgent Courses	32	804	4.0%	9.3%	9.7%	9.2%
% of FP17s Relating to Free Repair or Replacements	1	804	0.1%	0.5%	0.6%	0.7%
% of FP17s Relating to Continuations	1	804	0.1%	0.7%	0.8%	0.8%
% of Patients satisfied with the dentistry they have received	1	1	N/A	93.6%	93.4%	93.4%
% of Patients satisfied with the time they had to wait for an appointment	1	1	N/A	89.3%	86.8%	87.6%

* This is based on patients treated on this contract for their most recent course of treatment. Figures in italics indicate the base number of FP17s or Patient Questionnaire responses are less than 100. N/A is shown where the base number of responses is less than 10 during the period. % is calculated as Quantity/Base number*100

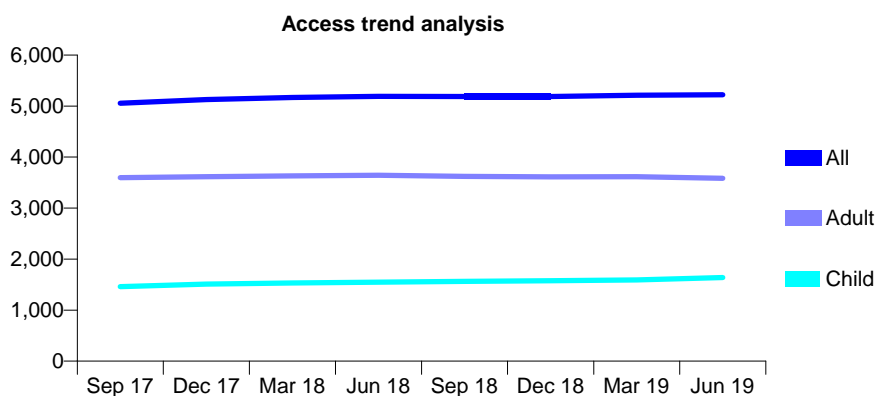
Q68 - Vital Signs At a Glance Contract Report for 191043/0001 - June 2019

Name or company name	Pembroke Practice Limited
Contract type name	GDS Contract
Purpose of contract	General
Contract start date	01/03/2011
Contract end date	

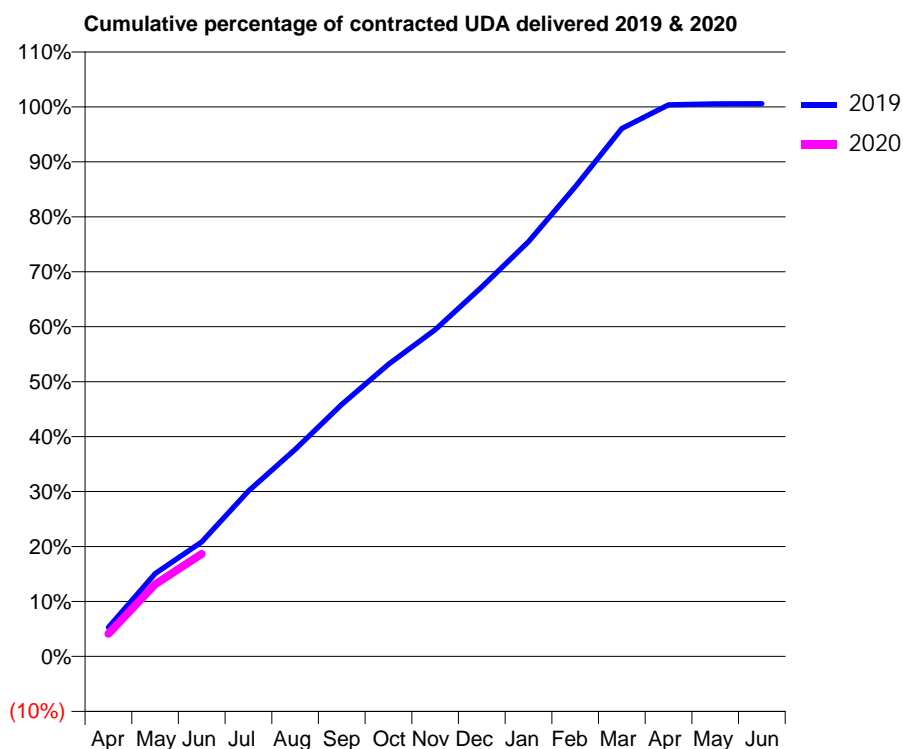
19/20 Contracted general activity (UDA)	12,464
Carry forward general activity (UDA)	0
19/20 Contracted orthodontic activity (UOA)	0
Carry forward orthodontic activity (UOA)	0
Baseline contract value	£330,062.17

ACCESS*

Patients seen in 24 months	Total	Change since previous quarter
Quarter ending June 2018	5,192	
Quarter ending September 2018	5,187	→
Quarter ending December 2018	5,188	→
Quarter ending March 2019	5,212	→
Quarter ending June 2019	5,221	→
Variance since June 2018	0.6%	→



ACTIVITY



Month	Adjusted Scheduled Activity (UDA)	
	2019	2020
April	661	517
May	1,878	1,634
June	2,597	2,325
July	3,753	
August	4,696	
September	5,716	
October	6,627	
November	7,411	
December	8,379	
January	9,404	
February	10,651	
March	11,974	
April	12,507	
May	12,532	
June	12,536	

QUALITY

	Quantity	Base Number	Contract	AT	Region	England
% of FP17s for the same patient ID Re-attending within 3 months - Children	29	520	5.6%	8.9%	10.6%	11.4%
% of FP17s for the same patient ID Re-attending within 3 months - Adults	134	1,075	12.5%	14.9%	15.2%	15.4%
% of FP17s for the same patient ID Re-attending between 3 & 9 months - Children	289	520	55.6%	61.6%	62.3%	59.8%
% of FP17s for the same patient ID Re-attending between 3 & 9 months - Adults	519	1,075	48.3%	52.9%	53.3%	52.1%
% of FP17s for Band 1 Urgent Courses	129	1,313	9.8%	9.3%	9.7%	9.2%
% of FP17s Relating to Free Repair or Replacements	5	1,313	0.4%	0.5%	0.6%	0.7%
% of FP17s Relating to Continuations	1	1,313	0.1%	0.7%	0.8%	0.8%
% of Patients satisfied with the dentistry they have received	3	3	N/A	93.6%	93.4%	93.4%
% of Patients satisfied with the time they had to wait for an appointment	3	3	N/A	89.3%	86.8%	87.6%

* This is based on patients treated on this contract for their most recent course of treatment. Figures in italics indicate the base number of FP17s or Patient Questionnaire responses are less than 100. N/A is shown where the base number of responses is less than 10 during the period. % is calculated as Quantity/Base number*100

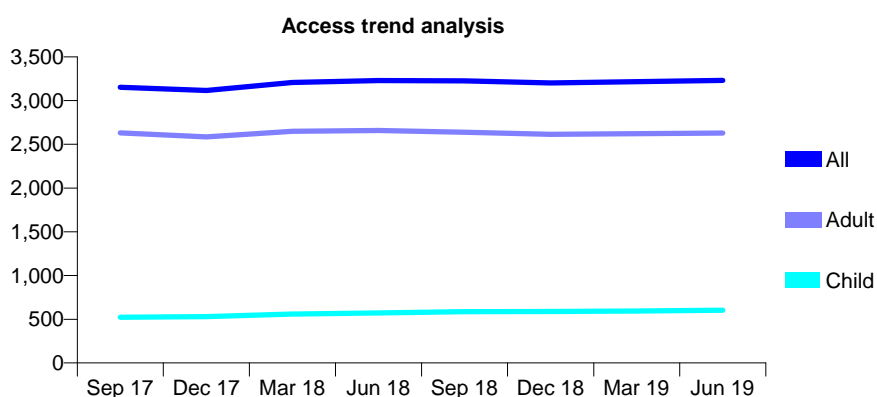
Q68 - Vital Signs At a Glance Contract Report for 191264/0002 - June 2019

Name or company name	Steyndent Ltd
Contract type name	GDS Contract
Purpose of contract	General
Contract start date	01/11/2008
Contract end date	

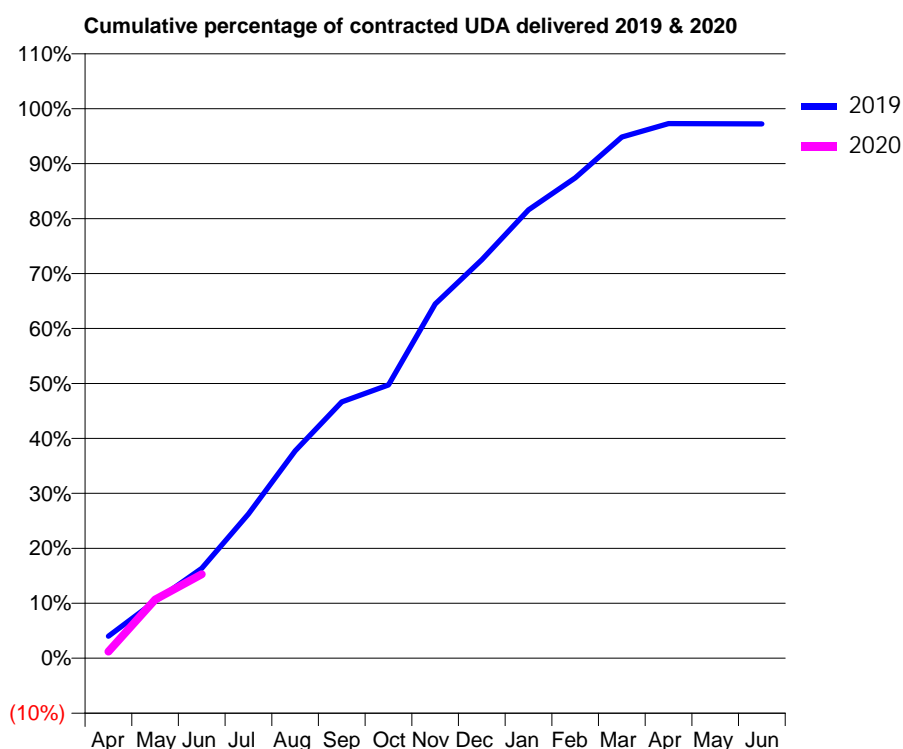
19/20 Contracted general activity (UDA)	10,196
Carry forward general activity (UDA)	0
19/20 Contracted orthodontic activity (UOA)	0
Carry forward orthodontic activity (UOA)	0
Baseline contract value	£283,500.70

ACCESS*

Patients seen in 24 months	Total	Change since previous quarter
Quarter ending June 2018	3,230	
Quarter ending September 2018	3,225	→
Quarter ending December 2018	3,202	→
Quarter ending March 2019	3,215	→
Quarter ending June 2019	3,231	→
Variance since June 2018	0.0%	→



ACTIVITY



Month	2019	2020
April	369	123
May	954	1,090
June	1,503	1,558
July	2,414	
August	3,470	
September	4,290	
October	4,574	
November	5,929	
December	6,666	
January	7,505	
February	8,039	
March	8,719	
April	8,945	
May	8,943	
June	8,941	

QUALITY

	Quantity	Base Number	Contract	AT	Region	England
% of FP17s for the same patient ID Re-attending within 3 months - Children	11	235	4.7%	8.9%	10.6%	11.4%
% of FP17s for the same patient ID Re-attending within 3 months - Adults	122	844	14.5%	14.9%	15.2%	15.4%
% of FP17s for the same patient ID Re-attending between 3 & 9 months - Children	160	235	68.1%	61.6%	62.3%	59.8%
% of FP17s for the same patient ID Re-attending between 3 & 9 months - Adults	444	844	52.6%	52.9%	53.3%	52.1%
% of FP17s for Band 1 Urgent Courses	91	942	9.7%	9.3%	9.7%	9.2%
% of FP17s Relating to Free Repair or Replacements	12	942	1.3%	0.5%	0.6%	0.7%
% of FP17s Relating to Continuations	7	942	0.7%	0.7%	0.8%	0.8%
% of Patients satisfied with the dentistry they have received	3	3	N/A	93.6%	93.4%	93.4%
% of Patients satisfied with the time they had to wait for an appointment	3	3	N/A	89.3%	86.8%	87.6%

* This is based on patients treated on this contract for their most recent course of treatment.

Figures in italics indicate the base number of FP17s or Patient Questionnaire responses are less than 100. N/A is shown where the base number of responses is less than 10 during the period. % is calculated as Quantity/Base number*100

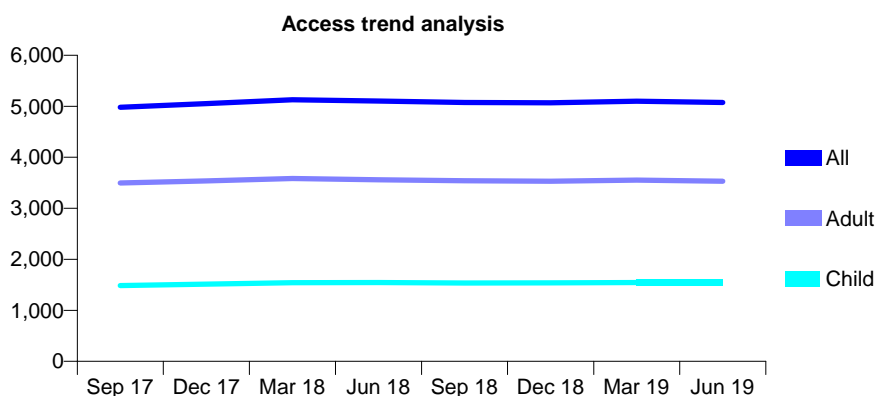
Q68 - Vital Signs At a Glance Contract Report for 192228/0001 - June 2019

Name or company name	Mr A Memaripour and Mr N Zadeh Davani
Contract type name	GDS Contract
Purpose of contract	General
Contract start date	01/04/2010
Contract end date	

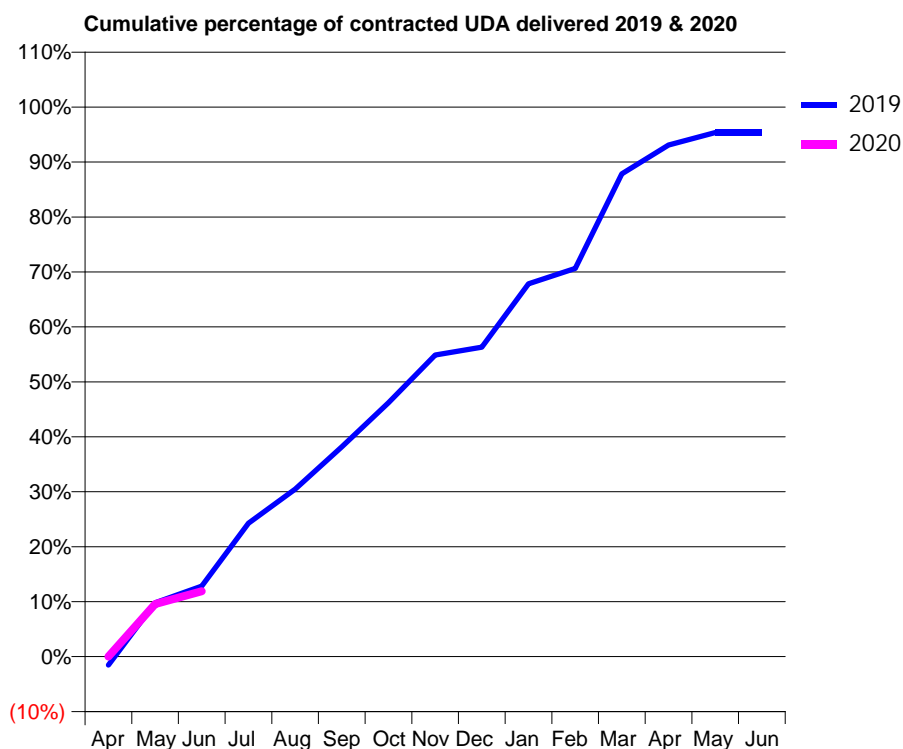
19/20 Contracted general activity (UDA)	17,266
Carry forward general activity (UDA)	0
19/20 Contracted orthodontic activity (UOA)	0
Carry forward orthodontic activity (UOA)	0
Baseline contract value	£469,782.82

ACCESS*

Patients seen in 24 months	Total	Change since previous quarter
Quarter ending June 2018	5,103	
Quarter ending September 2018	5,076	→
Quarter ending December 2018	5,068	→
Quarter ending March 2019	5,100	→
Quarter ending June 2019	5,075	→
Variance since June 2018	(0.5%)	→



ACTIVITY



Month	Adjusted Scheduled Activity (UDA)	
	2019	2020
April	-268	0
May	1,689	1,651
June	2,216	2,054
July	4,194	
August	5,265	
September	6,589	
October	7,981	
November	9,475	
December	9,723	
January	11,715	
February	12,196	
March	15,168	
April	16,073	
May	16,466	
June	16,466	

QUALITY

	Quantity	Base Number	Contract	AT	Region	England
% of FP17s for the same patient ID Re-attending within 3 months - Children	39	444	8.8%	8.9%	10.6%	11.4%
% of FP17s for the same patient ID Re-attending within 3 months - Adults	134	818	16.4%	14.9%	15.2%	15.4%
% of FP17s for the same patient ID Re-attending between 3 & 9 months - Children	273	444	61.5%	61.6%	62.3%	59.8%
% of FP17s for the same patient ID Re-attending between 3 & 9 months - Adults	366	818	44.7%	52.9%	53.3%	52.1%
% of FP17s for Band 1 Urgent Courses	110	945	11.6%	9.3%	9.7%	9.2%
% of FP17s Relating to Free Repair or Replacements	5	945	0.5%	0.5%	0.6%	0.7%
% of FP17s Relating to Continuations	2	945	0.2%	0.7%	0.8%	0.8%
% of Patients satisfied with the dentistry they have received	2	2	N/A	93.6%	93.4%	93.4%
% of Patients satisfied with the time they had to wait for an appointment	2	2	N/A	89.3%	86.8%	87.6%

* This is based on patients treated on this contract for their most recent course of treatment. Figures in italics indicate the base number of FP17s or Patient Questionnaire responses are less than 100. N/A is shown where the base number of responses is less than 10 during the period. % is calculated as Quantity/Base number*100

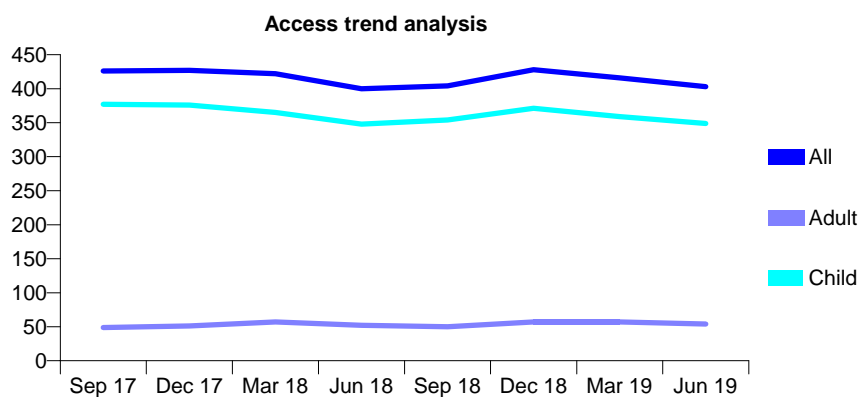
Q68 - Vital Signs At a Glance Contract Report for 192325/0001 - June 2019

Name or company name	CDP (UK) Ltd
Contract type name	GDS Contract
Purpose of contract	General
Contract start date	01/07/2011
Contract end date	

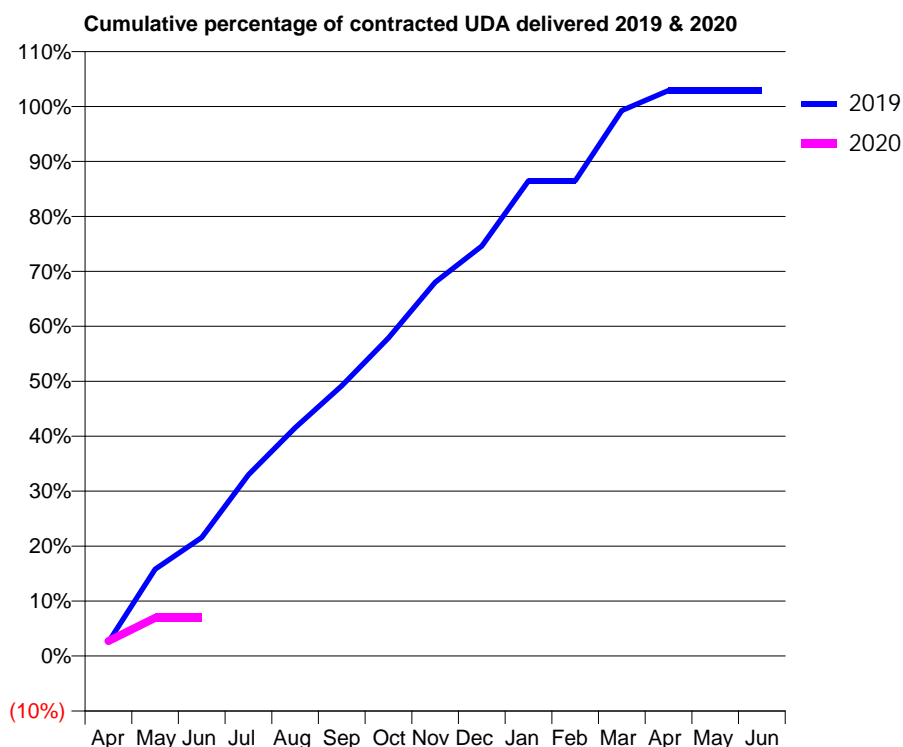
19/20 Contracted general activity (UDA)	779
Carry forward general activity (UDA)	0
19/20 Contracted orthodontic activity (UOA)	0
Carry forward orthodontic activity (UOA)	0
Baseline contract value	£20,517.21

ACCESS*

Patients seen in 24 months	Total	Change since previous quarter
Quarter ending June 2018	400	
Quarter ending September 2018	404	→
Quarter ending December 2018	428	↑
Quarter ending March 2019	416	↓
Quarter ending June 2019	403	↓
Variance since June 2018	0.8%	→



ACTIVITY



Month	Adjusted Scheduled Activity (UDA)	
	2019	2020
April	20	21
May	123	54
June	168	54
July	257	
August	324	
September	383	
October	451	
November	530	
December	581	
January	674	
February	674	
March	773	
April	802	
May	802	
June	802	

QUALITY

	Quantity	Base Number	Contract	AT	Region	England
% of FP17s for the same patient ID Re-attending within 3 months - Children	4	71	5.6%	8.9%	10.6%	11.4%
% of FP17s for the same patient ID Re-attending within 3 months - Adults	0	6	0.0%	14.9%	15.2%	15.4%
% of FP17s for the same patient ID Re-attending between 3 & 9 months - Children	48	71	67.6%	61.6%	62.3%	59.8%
% of FP17s for the same patient ID Re-attending between 3 & 9 months - Adults	4	6	66.7%	52.9%	53.3%	52.1%
% of FP17s for Band 1 Urgent Courses	1	52	1.9%	9.3%	9.7%	9.2%
% of FP17s Relating to Free Repair or Replacements	0	52	0.0%	0.5%	0.6%	0.7%
% of FP17s Relating to Continuations	0	52	0.0%	0.7%	0.8%	0.8%
% of Patients satisfied with the dentistry they have received	0	0	N/A	93.6%	93.4%	93.4%
% of Patients satisfied with the time they had to wait for an appointment	0	0	N/A	89.3%	86.8%	87.6%

* This is based on patients treated on this contract for their most recent course of treatment. Figures in italics indicate the base number of FP17s or Patient Questionnaire responses are less than 100. N/A is shown where the base number of responses is less than 10 during the period. % is calculated as Quantity/Base number*100

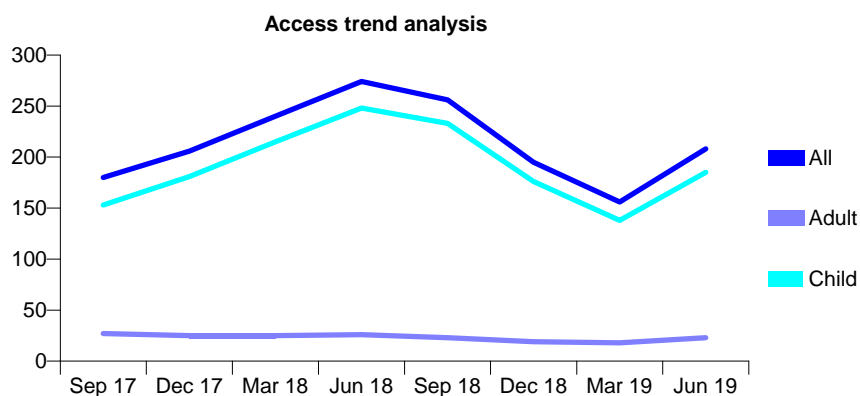
Q68 - Vital Signs At a Glance Contract Report for 192686/0001 - June 2019

Name or company name	Apex Dental Care Merrow Partnership
Contract type name	GDS Contract
Purpose of contract	General
Contract start date	01/04/2014
Contract end date	

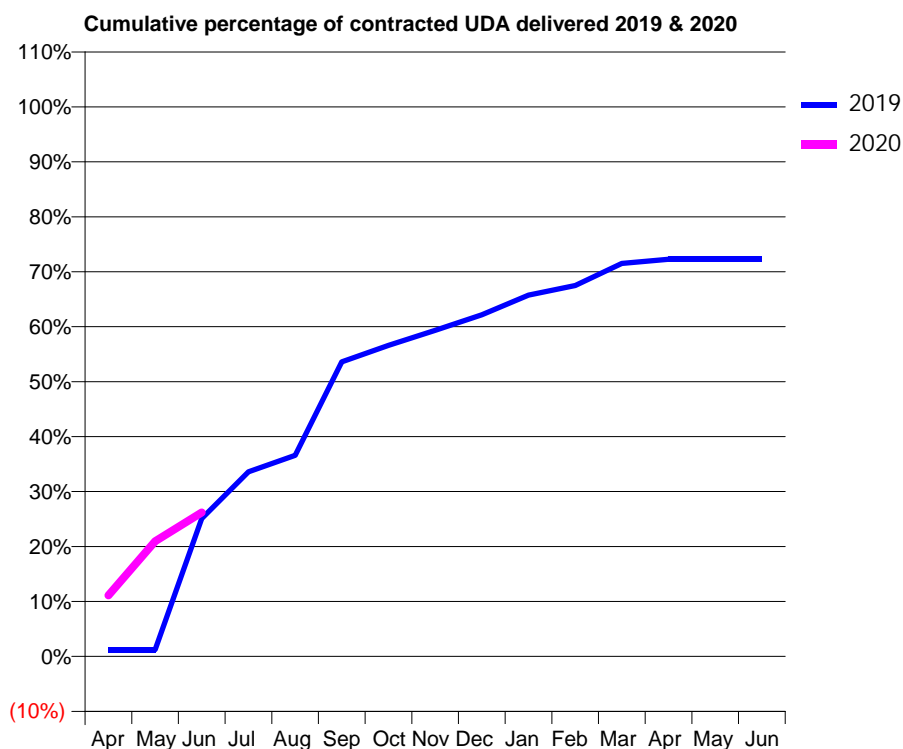
19/20 Contracted general activity (UDA)	400
Carry forward general activity (UDA)	0
19/20 Contracted orthodontic activity (UOA)	0
Carry forward orthodontic activity (UOA)	0
Baseline contract value	£10,265.61

ACCESS*

Patients seen in 24 months	Total	Change since previous quarter
Quarter ending June 2018	274	
Quarter ending September 2018	256	↓
Quarter ending December 2018	195	↓
Quarter ending March 2019	156	↓
Quarter ending June 2019	208	↑
Variance since June 2018	(24.1%)	↓



ACTIVITY



Month	2019	2020
April	5	44
May	5	84
June	100	105
July	134	
August	146	
September	214	
October	226	
November	237	
December	249	
January	263	
February	270	
March	286	
April	289	
May	289	
June	289	

QUALITY

	Quantity	Base Number	Contract	AT	Region	England
% of FP17s for the same patient ID Re-attending within 3 months - Children	4	91	4.4%	8.9%	10.6%	11.4%
% of FP17s for the same patient ID Re-attending within 3 months - Adults	0	2	0.0%	14.9%	15.2%	15.4%
% of FP17s for the same patient ID Re-attending between 3 & 9 months - Children	22	91	24.2%	61.6%	62.3%	59.8%
% of FP17s for the same patient ID Re-attending between 3 & 9 months - Adults	1	2	50.0%	52.9%	53.3%	52.1%
% of FP17s for Band 1 Urgent Courses	4	88	4.5%	9.3%	9.7%	9.2%
% of FP17s Relating to Free Repair or Replacements	0	88	0.0%	0.5%	0.6%	0.7%
% of FP17s Relating to Continuations	0	88	0.0%	0.7%	0.8%	0.8%
% of Patients satisfied with the dentistry they have received	0	0	N/A	93.6%	93.4%	93.4%
% of Patients satisfied with the time they had to wait for an appointment	0	0	N/A	89.3%	86.8%	87.6%

* This is based on patients treated on this contract for their most recent course of treatment. Figures in italics indicate the base number of FP17s or Patient Questionnaire responses are less than 100. N/A is shown where the base number of responses is less than 10 during the period. % is calculated as Quantity/Base number*100

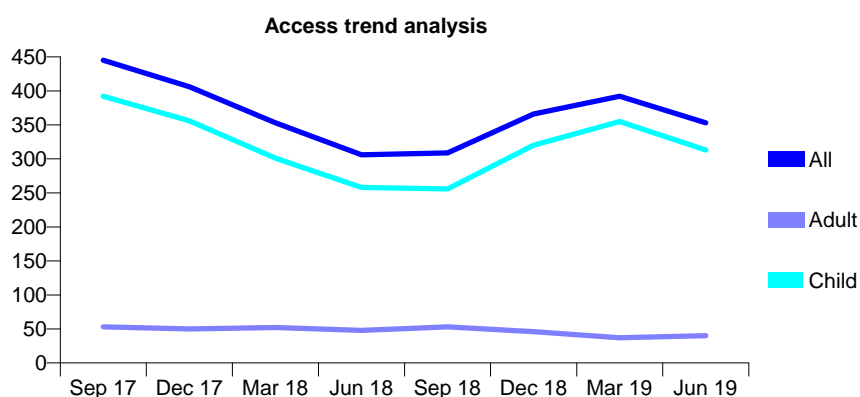
Q68 - Vital Signs At a Glance Contract Report for 192686/0002 - June 2019

Name or company name	Apex Dental Care Merrow Partnership
Contract type name	GDS Contract
Purpose of contract	General
Contract start date	01/04/2014
Contract end date	

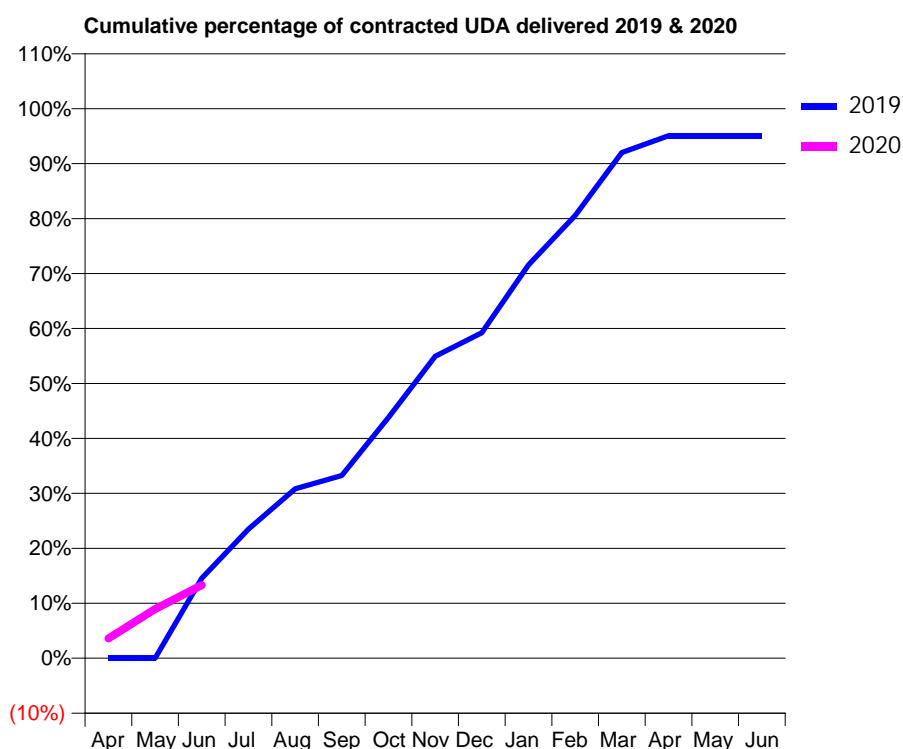
19/20 Contracted general activity (UDA)	750
Carry forward general activity (UDA)	0
19/20 Contracted orthodontic activity (UOA)	0
Carry forward orthodontic activity (UOA)	0
Baseline contract value	£17,453.17

ACCESS*

Patients seen in 24 months	Total	Change since previous quarter
Quarter ending June 2018	306	
Quarter ending September 2018	309	→
Quarter ending December 2018	366	↑
Quarter ending March 2019	392	↑
Quarter ending June 2019	353	↓
Variance since June 2018	15.4%	↑



ACTIVITY



Month	2019	2020
April	0	27
May	0	67
June	109	100
July	176	
August	231	
September	249	
October	329	
November	412	
December	444	
January	537	
February	604	
March	690	
April	713	
May	713	
June	713	

QUALITY

	Quantity	Base Number	Contract	AT	Region	England
% of FP17s for the same patient ID Re-attending within 3 months - Children	9	97	9.3%	8.9%	10.6%	11.4%
% of FP17s for the same patient ID Re-attending within 3 months - Adults	0	3	0.0%	14.9%	15.2%	15.4%
% of FP17s for the same patient ID Re-attending between 3 & 9 months - Children	60	97	61.9%	61.6%	62.3%	59.8%
% of FP17s for the same patient ID Re-attending between 3 & 9 months - Adults	3	3	100.0%	52.9%	53.3%	52.1%
% of FP17s for Band 1 Urgent Courses	3	81	3.7%	9.3%	9.7%	9.2%
% of FP17s Relating to Free Repair or Replacements	0	81	0.0%	0.5%	0.6%	0.7%
% of FP17s Relating to Continuations	0	81	0.0%	0.7%	0.8%	0.8%
% of Patients satisfied with the dentistry they have received	0	0	N/A	93.6%	93.4%	93.4%
% of Patients satisfied with the time they had to wait for an appointment	0	0	N/A	89.3%	86.8%	87.6%

* This is based on patients treated on this contract for their most recent course of treatment.

Figures in italics indicate the base number of FP17s or Patient Questionnaire responses are less than 100. N/A is shown where the base number of responses is less than 10 during the period. % is calculated as Quantity/Base number*100

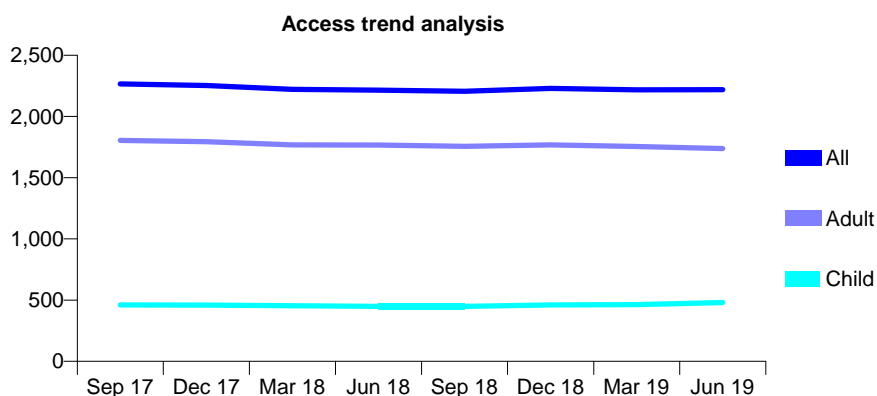
Q68 - Vital Signs At a Glance Contract Report for 192783/0001 - June 2019

Name or company name	Mr Redstone & Associates
Contract type name	GDS Contract
Purpose of contract	General
Contract start date	01/11/2012
Contract end date	

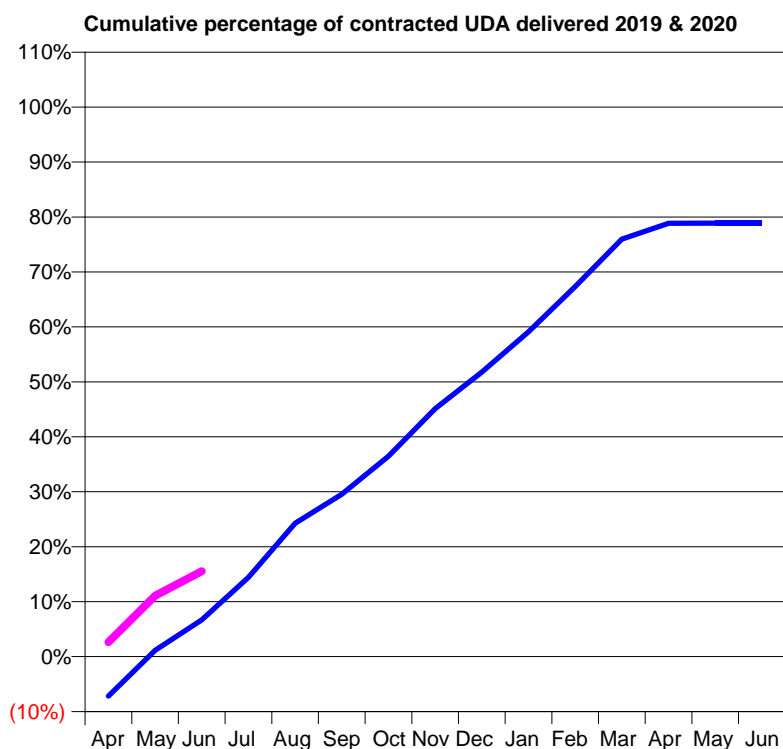
19/20 Contracted general activity (UDA)	7,762
Carry forward general activity (UDA)	0
19/20 Contracted orthodontic activity (UOA)	0
Carry forward orthodontic activity (UOA)	0
Baseline contract value	£181,081.82

ACCESS*

Patients seen in 24 months	Total	Change since previous quarter
Quarter ending June 2018	2,215	
Quarter ending September 2018	2,205	→
Quarter ending December 2018	2,229	→
Quarter ending March 2019	2,217	→
Quarter ending June 2019	2,218	→
Variance since June 2018	0.1%	→



ACTIVITY



Month	Adjusted Scheduled Activity (UDA)	
	2019	2020
April	-558	204
May	90	861
June	520	1,206
July	1,120	
August	1,884	
September	2,293	
October	2,831	
November	3,502	
December	4,018	
January	4,587	
February	5,228	
March	5,897	
April	6,121	
May	6,122	
June	6,122	

QUALITY

	Quantity	Base Number	Contract	AT	Region	England
% of FP17s for the same patient ID Re-attending within 3 months - Children	15	167	9.0%	8.9%	10.6%	11.4%
% of FP17s for the same patient ID Re-attending within 3 months - Adults	78	571	13.7%	14.9%	15.2%	15.4%
% of FP17s for the same patient ID Re-attending between 3 & 9 months - Children	97	167	58.1%	61.6%	62.3%	59.8%
% of FP17s for the same patient ID Re-attending between 3 & 9 months - Adults	328	571	57.4%	52.9%	53.3%	52.1%
% of FP17s for Band 1 Urgent Courses	60	638	9.4%	9.3%	9.7%	9.2%
% of FP17s Relating to Free Repair or Replacements	1	638	0.2%	0.5%	0.6%	0.7%
% of FP17s Relating to Continuations	2	638	0.3%	0.7%	0.8%	0.8%
% of Patients satisfied with the dentistry they have received	1	1	N/A	93.6%	93.4%	93.4%
% of Patients satisfied with the time they had to wait for an appointment	1	1	N/A	89.3%	86.8%	87.6%

* This is based on patients treated on this contract for their most recent course of treatment. Figures in italics indicate the base number of FP17s or Patient Questionnaire responses are less than 100. N/A is shown where the base number of responses is less than 10 during the period. % is calculated as Quantity/Base number*100

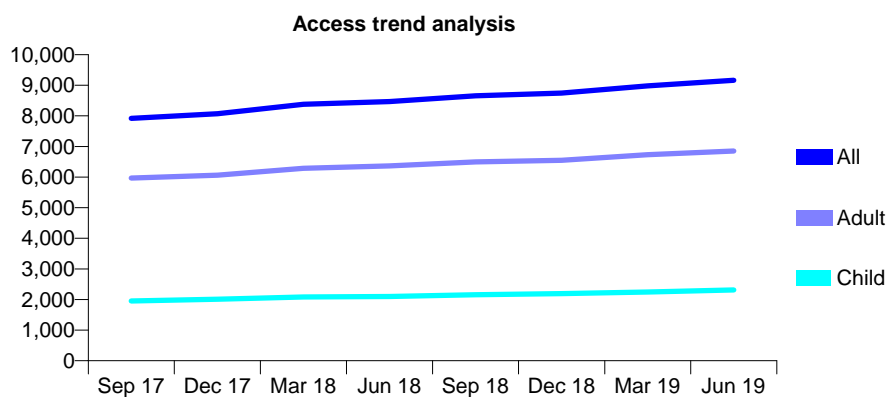
Q68 - Vital Signs At a Glance Contract Report for 193186/0001 - June 2019

Name or company name	M W Botha Limited
Contract type name	GDS Contract
Purpose of contract	General
Contract start date	01/04/2010
Contract end date	

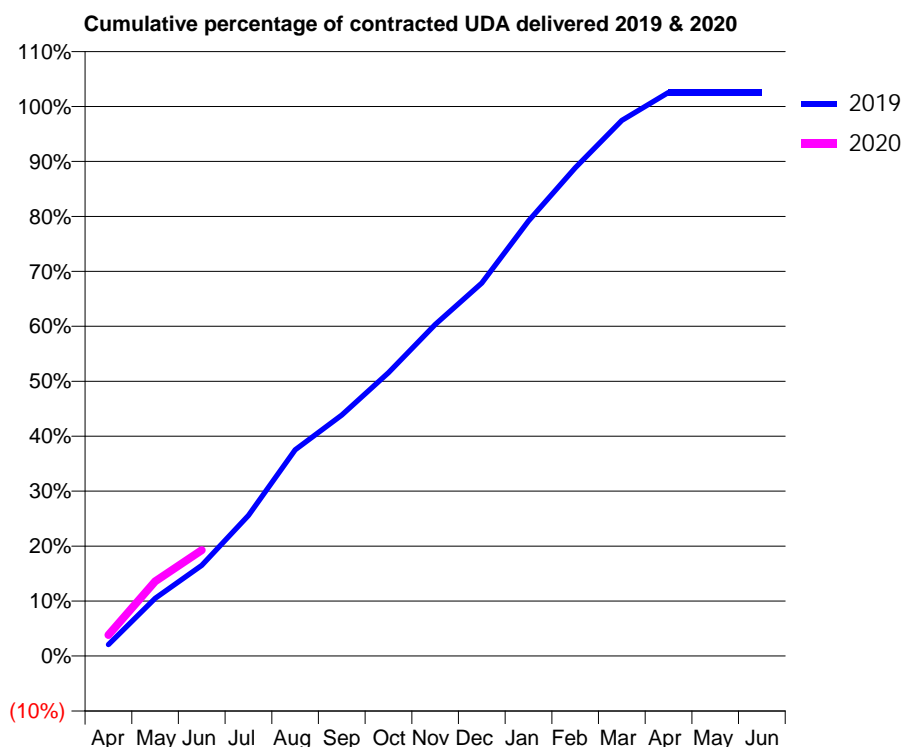
19/20 Contracted general activity (UDA)	21,440
Carry forward general activity (UDA)	0
19/20 Contracted orthodontic activity (UOA)	0
Carry forward orthodontic activity (UOA)	0
Baseline contract value	£677,730.89

ACCESS*

Patients seen in 24 months	Total	Change since previous quarter
Quarter ending June 2018	8,469	
Quarter ending September 2018	8,655	↑
Quarter ending December 2018	8,741	→
Quarter ending March 2019	8,977	↑
Quarter ending June 2019	9,163	↑
Variance since June 2018	8.2%	↑



ACTIVITY



Month	Adjusted Scheduled Activity (UDA)	
	2019	2020
April	446	820
May	2,253	2,919
June	3,533	4,135
July	5,484	
August	8,046	
September	9,397	
October	11,054	
November	12,934	
December	14,548	
January	16,974	
February	19,044	
March	20,896	
April	21,984	
May	21,985	
June	21,985	

QUALITY

	Quantity	Base Number	Contract	AT	Region	England
% of FP17s for the same patient ID Re-attending within 3 months - Children	41	650	6.3%	8.9%	10.6%	11.4%
% of FP17s for the same patient ID Re-attending within 3 months - Adults	347	1,898	18.3%	14.9%	15.2%	15.4%
% of FP17s for the same patient ID Re-attending between 3 & 9 months - Children	297	650	45.7%	61.6%	62.3%	59.8%
% of FP17s for the same patient ID Re-attending between 3 & 9 months - Adults	584	1,898	30.8%	52.9%	53.3%	52.1%
% of FP17s for Band 1 Urgent Courses	466	2,046	22.8%	9.3%	9.7%	9.2%
% of FP17s Relating to Free Repair or Replacements	5	2,046	0.2%	0.5%	0.6%	0.7%
% of FP17s Relating to Continuations	6	2,046	0.3%	0.7%	0.8%	0.8%
% of Patients satisfied with the dentistry they have received	0	1	N/A	93.6%	93.4%	93.4%
% of Patients satisfied with the time they had to wait for an appointment	1	1	N/A	89.3%	86.8%	87.6%

* This is based on patients treated on this contract for their most recent course of treatment. Figures in italics indicate the base number of FP17s or Patient Questionnaire responses are less than 100. N/A is shown where the base number of responses is less than 10 during the period. % is calculated as Quantity/Base number*100

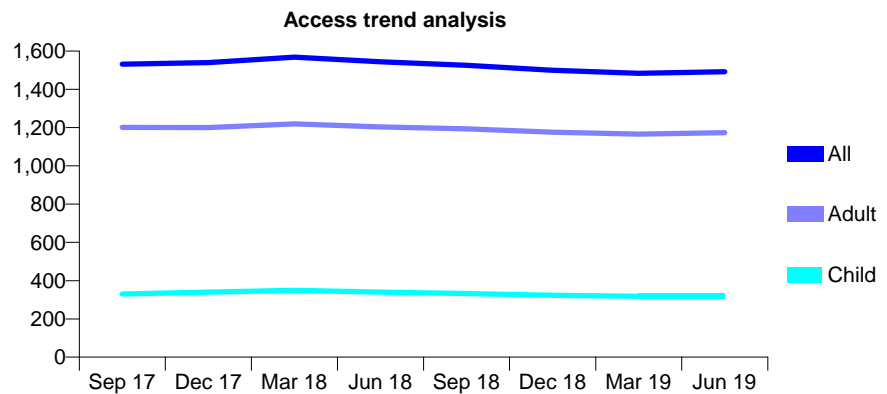
Q68 - Vital Signs At a Glance Contract Report for 193240/0001 - June 2019

Name or company name	Timberhill Dental Practice Ltd
Contract type name	GDS Contract
Purpose of contract	General
Contract start date	01/09/2009
Contract end date	

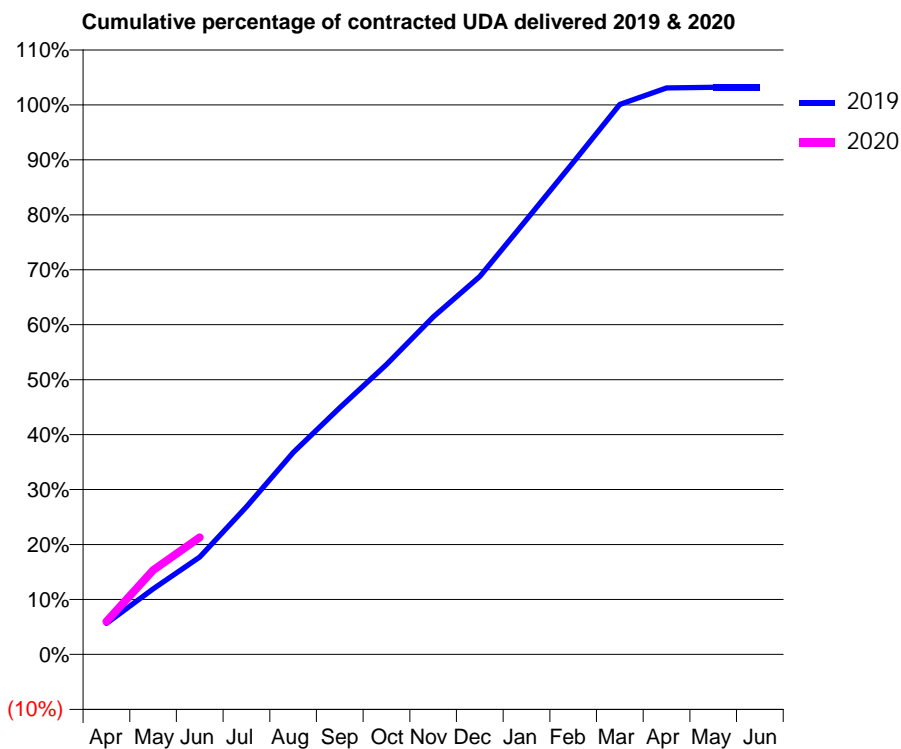
19/20 Contracted general activity (UDA)	4,942
Carry forward general activity (UDA)	0
19/20 Contracted orthodontic activity (UOA)	0
Carry forward orthodontic activity (UOA)	0
Baseline contract value	£118,347.67

ACCESS*

Patients seen in 24 months	Total	Change since previous quarter
Quarter ending June 2018	1,544	
Quarter ending September 2018	1,526	↓
Quarter ending December 2018	1,499	↓
Quarter ending March 2019	1,484	↓
Quarter ending June 2019	1,492	→
Variance since June 2018	(3.4%)	↓



ACTIVITY



Month	2019	2020
April	279	295
May	589	759
June	876	1,053
July	1,328	
August	1,815	
September	2,220	
October	2,607	
November	3,034	
December	3,399	
January	3,909	
February	4,424	
March	4,945	
April	5,093	
May	5,099	
June	5,099	

QUALITY

	Quantity	Base Number	Contract	AT	Region	England
% of FP17s for the same patient ID Re-attending within 3 months - Children	9	128	7.0%	8.9%	10.6%	11.4%
% of FP17s for the same patient ID Re-attending within 3 months - Adults	53	451	11.8%	14.9%	15.2%	15.4%
% of FP17s for the same patient ID Re-attending between 3 & 9 months - Children	91	128	71.1%	61.6%	62.3%	59.8%
% of FP17s for the same patient ID Re-attending between 3 & 9 months - Adults	317	451	70.3%	52.9%	53.3%	52.1%
% of FP17s for Band 1 Urgent Courses	34	507	6.7%	9.3%	9.7%	9.2%
% of FP17s Relating to Free Repair or Replacements	5	507	1.0%	0.5%	0.6%	0.7%
% of FP17s Relating to Continuations	4	507	0.8%	0.7%	0.8%	0.8%
% of Patients satisfied with the dentistry they have received	1	1	N/A	93.6%	93.4%	93.4%
% of Patients satisfied with the time they had to wait for an appointment	1	1	N/A	89.3%	86.8%	87.6%

* This is based on patients treated on this contract for their most recent course of treatment. Figures in italics indicate the base number of FP17s or Patient Questionnaire responses are less than 100. N/A is shown where the base number of responses is less than 10 during the period. % is calculated as Quantity/Base number*100

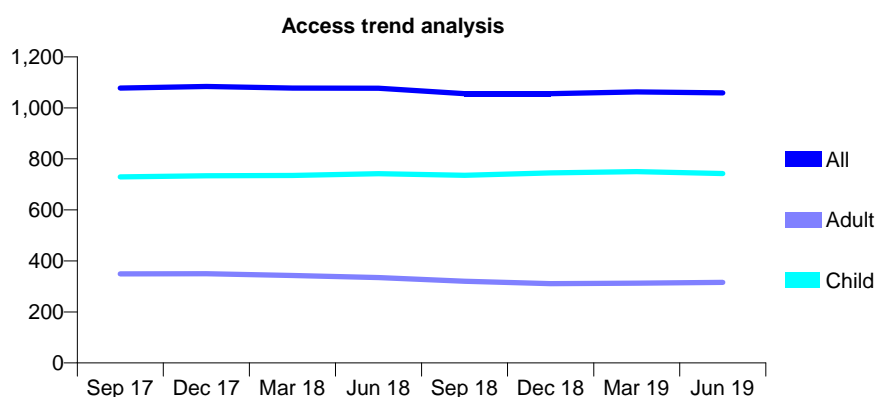
Q68 - Vital Signs At a Glance Contract Report for 193402/0001 - June 2019

Name or company name	Burgess Hill Dental Care Limited
Contract type name	GDS Contract
Purpose of contract	General
Contract start date	01/06/2011
Contract end date	

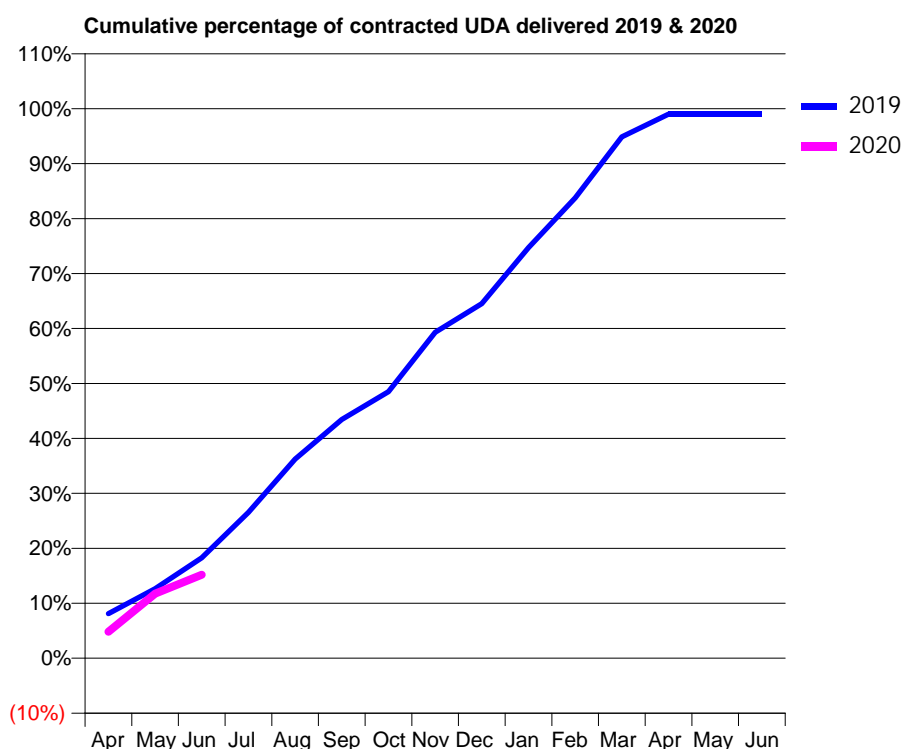
19/20 Contracted general activity (UDA)	2,250
Carry forward general activity (UDA)	0
19/20 Contracted orthodontic activity (UOA)	0
Carry forward orthodontic activity (UOA)	0
Baseline contract value	£53,308.24

ACCESS*

Patients seen in 24 months	Total	Change since previous quarter
Quarter ending June 2018	1,077	
Quarter ending September 2018	1,056	↓
Quarter ending December 2018	1,056	→
Quarter ending March 2019	1,063	→
Quarter ending June 2019	1,059	→
Variance since June 2018	(1.7%)	↓



ACTIVITY



Month	2019	2020
April	182	108
May	285	264
June	412	342
July	597	
August	816	
September	977	
October	1,091	
November	1,335	
December	1,452	
January	1,681	
February	1,885	
March	2,135	
April	2,228	
May	2,228	
June	2,228	

QUALITY

	Quantity	Base Number	Contract	AT	Region	England
% of FP17s for the same patient ID Re-attending within 3 months - Children	11	245	4.5%	8.9%	10.6%	11.4%
% of FP17s for the same patient ID Re-attending within 3 months - Adults	4	66	6.1%	14.9%	15.2%	15.4%
% of FP17s for the same patient ID Re-attending between 3 & 9 months - Children	186	245	75.9%	61.6%	62.3%	59.8%
% of FP17s for the same patient ID Re-attending between 3 & 9 months - Adults	40	66	60.6%	52.9%	53.3%	52.1%
% of FP17s for Band 1 Urgent Courses	11	261	4.2%	9.3%	9.7%	9.2%
% of FP17s Relating to Free Repair or Replacements	0	261	0.0%	0.5%	0.6%	0.7%
% of FP17s Relating to Continuations	4	261	1.5%	0.7%	0.8%	0.8%
% of Patients satisfied with the dentistry they have received	0	0	N/A	93.6%	93.4%	93.4%
% of Patients satisfied with the time they had to wait for an appointment	0	0	N/A	89.3%	86.8%	87.6%

* This is based on patients treated on this contract for their most recent course of treatment.

Figures in italics indicate the base number of FP17s or Patient Questionnaire responses are less than 100. N/A is shown where the base number of responses is less than 10 during the period. % is calculated as Quantity/Base number*100

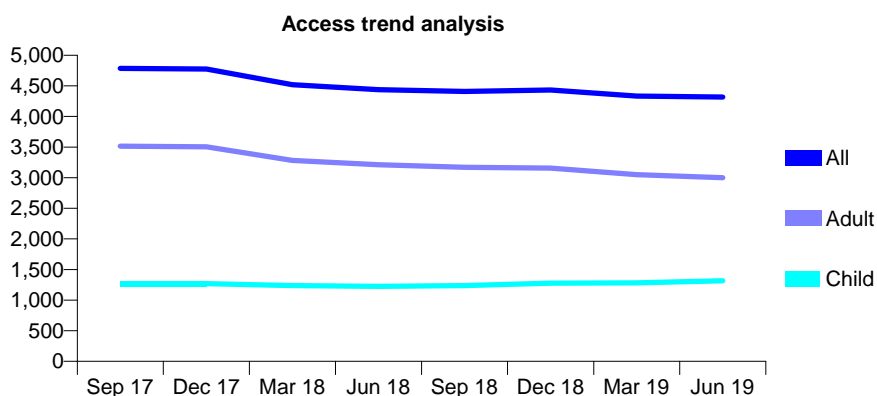
Q68 - Vital Signs At a Glance Contract Report for 193569/0001 - June 2019

Name or company name	Hollybush Dental Care Limited
Contract type name	GDS Contract
Purpose of contract	General
Contract start date	01/01/2008
Contract end date	

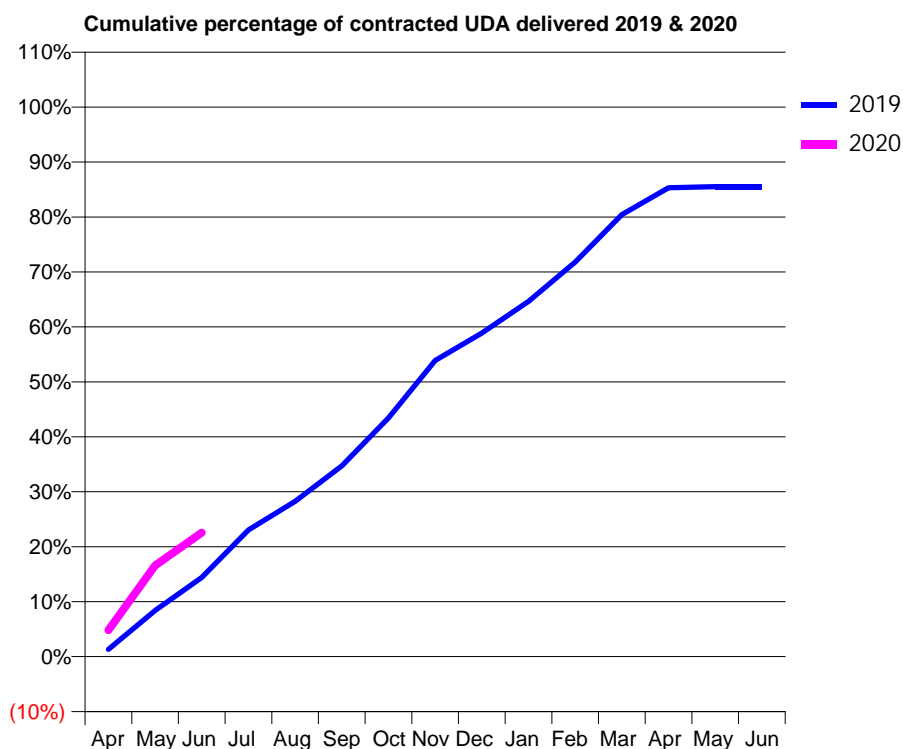
19/20 Contracted general activity (UDA)	10,760
Carry forward general activity (UDA)	0
19/20 Contracted orthodontic activity (UOA)	0
Carry forward orthodontic activity (UOA)	0
Baseline contract value	£292,687.92

ACCESS*

Patients seen in 24 months	Total	Change since previous quarter
Quarter ending June 2018	4,438	
Quarter ending September 2018	4,408	→
Quarter ending December 2018	4,433	→
Quarter ending March 2019	4,333	↓
Quarter ending June 2019	4,316	→
Variance since June 2018	(2.7%)	↓



ACTIVITY



Month	Adjusted Scheduled Activity (UDA)	
	2019	2020
April	142	519
May	904	1,784
June	1,549	2,428
July	2,478	
August	3,042	
September	3,736	
October	4,675	
November	5,797	
December	6,336	
January	6,955	
February	7,726	
March	8,651	
April	9,179	
May	9,201	
June	9,202	

QUALITY

	Quantity	Base Number	Contract	AT	Region	England
% of FP17s for the same patient ID Re-attending within 3 months - Children	37	430	8.6%	8.9%	10.6%	11.4%
% of FP17s for the same patient ID Re-attending within 3 months - Adults	150	857	17.5%	14.9%	15.2%	15.4%
% of FP17s for the same patient ID Re-attending between 3 & 9 months - Children	167	430	38.8%	61.6%	62.3%	59.8%
% of FP17s for the same patient ID Re-attending between 3 & 9 months - Adults	293	857	34.2%	52.9%	53.3%	52.1%
% of FP17s for Band 1 Urgent Courses	164	1,090	15.0%	9.3%	9.7%	9.2%
% of FP17s Relating to Free Repair or Replacements	2	1,090	0.2%	0.5%	0.6%	0.7%
% of FP17s Relating to Continuations	29	1,090	2.7%	0.7%	0.8%	0.8%
% of Patients satisfied with the dentistry they have received	1	1	N/A	93.6%	93.4%	93.4%
% of Patients satisfied with the time they had to wait for an appointment	1	1	N/A	89.3%	86.8%	87.6%

* This is based on patients treated on this contract for their most recent course of treatment. Figures in italics indicate the base number of FP17s or Patient Questionnaire responses are less than 100. N/A is shown where the base number of responses is less than 10 during the period. % is calculated as Quantity/Base number*100

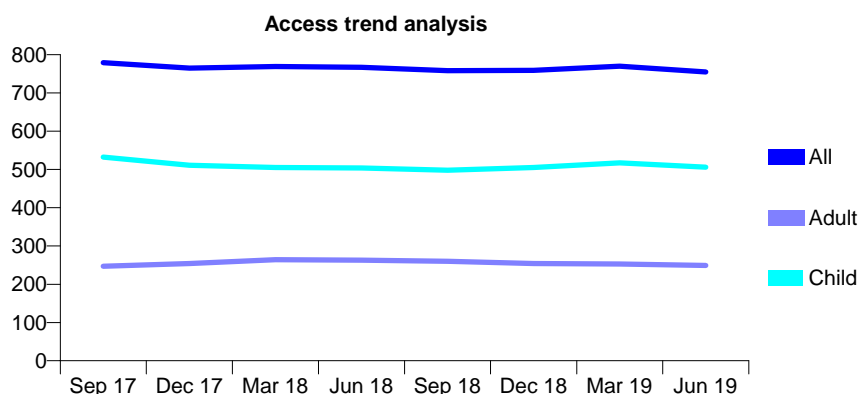
Q68 - Vital Signs At a Glance Contract Report for 193593/0001 - June 2019

Name or company name	Westdene Dental Practice
Contract type name	GDS Contract
Purpose of contract	General
Contract start date	07/04/2015
Contract end date	

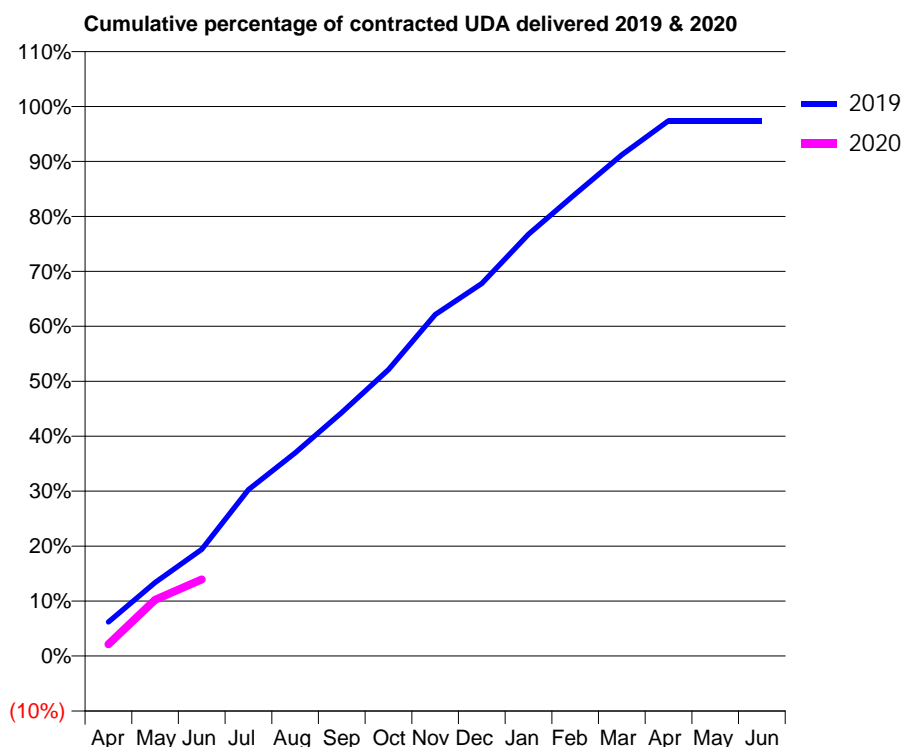
19/20 Contracted general activity (UDA)	1,450
Carry forward general activity (UDA)	0
19/20 Contracted orthodontic activity (UOA)	0
Carry forward orthodontic activity (UOA)	0
Baseline contract value	£33,067.59

ACCESS*

Patients seen in 24 months	Total	Change since previous quarter
Quarter ending June 2018	767	
Quarter ending September 2018	758	↓
Quarter ending December 2018	759	→
Quarter ending March 2019	770	→
Quarter ending June 2019	755	↓
Variance since June 2018	(1.6%)	↓



ACTIVITY



Month	Adjusted Scheduled Activity (UDA)	
	2019	2020
April	90	31
May	194	149
June	281	202
July	439	
August	536	
September	642	
October	756	
November	901	
December	983	
January	1,113	
February	1,219	
March	1,322	
April	1,412	
May	1,412	
June	1,412	

QUALITY

	Quantity	Base Number	Contract	AT	Region	England
% of FP17s for the same patient ID Re-attending within 3 months - Children	8	177	4.5%	8.9%	10.6%	11.4%
% of FP17s for the same patient ID Re-attending within 3 months - Adults	6	52	11.5%	14.9%	15.2%	15.4%
% of FP17s for the same patient ID Re-attending between 3 & 9 months - Children	123	177	69.5%	61.6%	62.3%	59.8%
% of FP17s for the same patient ID Re-attending between 3 & 9 months - Adults	31	52	59.6%	52.9%	53.3%	52.1%
% of FP17s for Band 1 Urgent Courses	5	166	3.0%	9.3%	9.7%	9.2%
% of FP17s Relating to Free Repair or Replacements	0	166	0.0%	0.5%	0.6%	0.7%
% of FP17s Relating to Continuations	4	166	2.4%	0.7%	0.8%	0.8%
% of Patients satisfied with the dentistry they have received	0	0	N/A	93.6%	93.4%	93.4%
% of Patients satisfied with the time they had to wait for an appointment	0	0	N/A	89.3%	86.8%	87.6%

* This is based on patients treated on this contract for their most recent course of treatment. Figures in italics indicate the base number of FP17s or Patient Questionnaire responses are less than 100. N/A is shown where the base number of responses is less than 10 during the period. % is calculated as Quantity/Base number*100

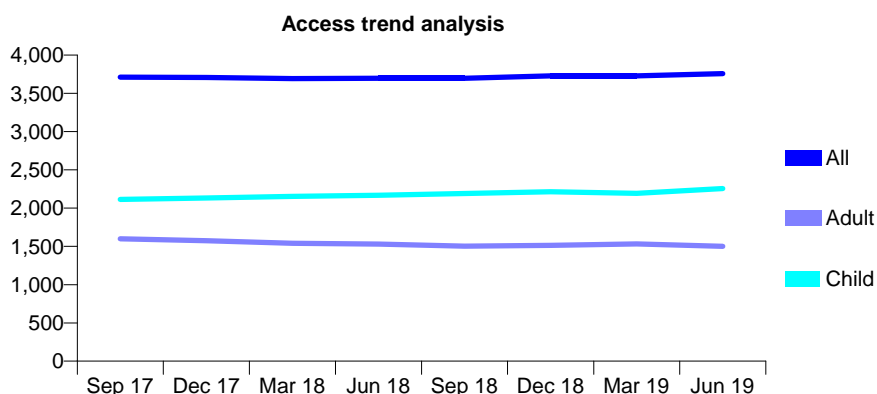
Q68 - Vital Signs At a Glance Contract Report for 193739/0001 - June 2019

Name or company name	Grand Avenue Dental Practice
Contract type name	GDS Contract
Purpose of contract	General
Contract start date	01/04/2006
Contract end date	

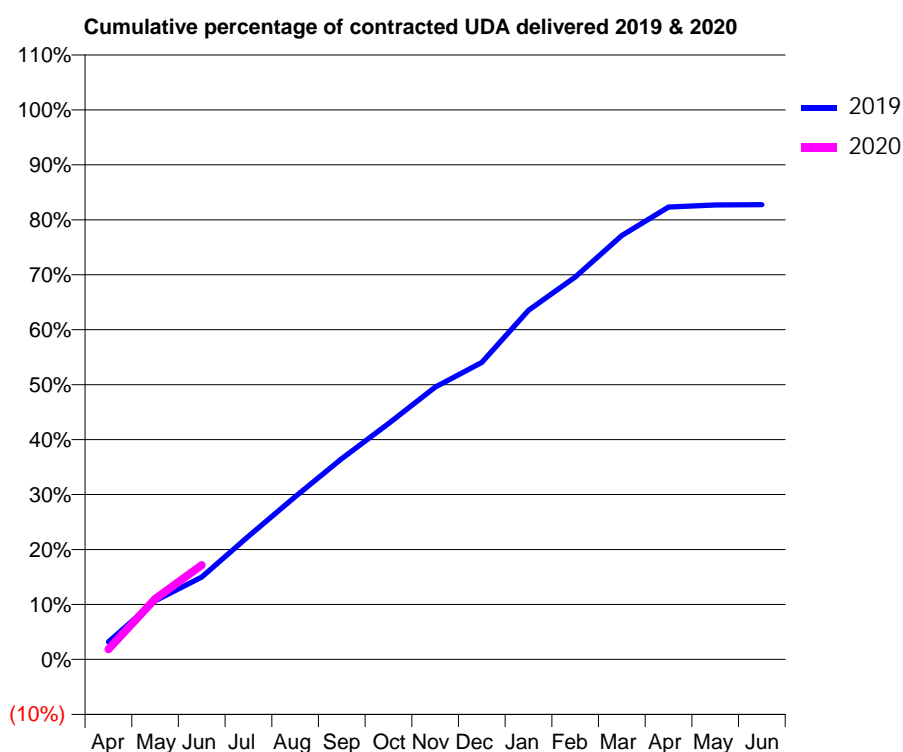
19/20 Contracted general activity (UDA)	7,425
Carry forward general activity (UDA)	0
19/20 Contracted orthodontic activity (UOA)	0
Carry forward orthodontic activity (UOA)	0
Baseline contract value	£166,469.56

ACCESS*

Patients seen in 24 months	Total	Change since previous quarter
Quarter ending June 2018	3,697	
Quarter ending September 2018	3,695	→
Quarter ending December 2018	3,728	→
Quarter ending March 2019	3,727	→
Quarter ending June 2019	3,756	→
Variance since June 2018	1.6%	→



ACTIVITY



Month	2019	2020
April	238	137
May	792	819
June	1,112	1,275
July	1,663	
August	2,198	
September	2,712	
October	3,186	
November	3,678	
December	4,012	
January	4,718	
February	5,166	
March	5,726	
April	6,111	
May	6,140	
June	6,146	

QUALITY

	Quantity	Base Number	Contract	AT	Region	England
% of FP17s for the same patient ID Re-attending within 3 months - Children	42	857	4.9%	8.9%	10.6%	11.4%
% of FP17s for the same patient ID Re-attending within 3 months - Adults	37	401	9.2%	14.9%	15.2%	15.4%
% of FP17s for the same patient ID Re-attending between 3 & 9 months - Children	528	857	61.6%	61.6%	62.3%	59.8%
% of FP17s for the same patient ID Re-attending between 3 & 9 months - Adults	238	401	59.4%	52.9%	53.3%	52.1%
% of FP17s for Band 1 Urgent Courses	48	964	5.0%	9.3%	9.7%	9.2%
% of FP17s Relating to Free Repair or Replacements	0	964	0.0%	0.5%	0.6%	0.7%
% of FP17s Relating to Continuations	2	964	0.2%	0.7%	0.8%	0.8%
% of Patients satisfied with the dentistry they have received	1	1	N/A	93.6%	93.4%	93.4%
% of Patients satisfied with the time they had to wait for an appointment	1	1	N/A	89.3%	86.8%	87.6%

* This is based on patients treated on this contract for their most recent course of treatment. Figures in italics indicate the base number of FP17s or Patient Questionnaire responses are less than 100. N/A is shown where the base number of responses is less than 10 during the period. % is calculated as Quantity/Base number*100

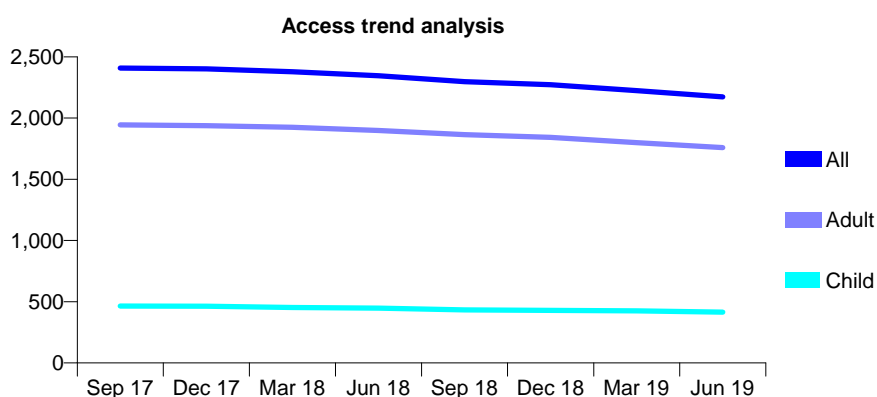
Q68 - Vital Signs At a Glance Contract Report for 193828/0001 - June 2019

Name or company name	Rottingdean Dental Care
Contract type name	GDS Contract
Purpose of contract	General
Contract start date	01/11/2009
Contract end date	

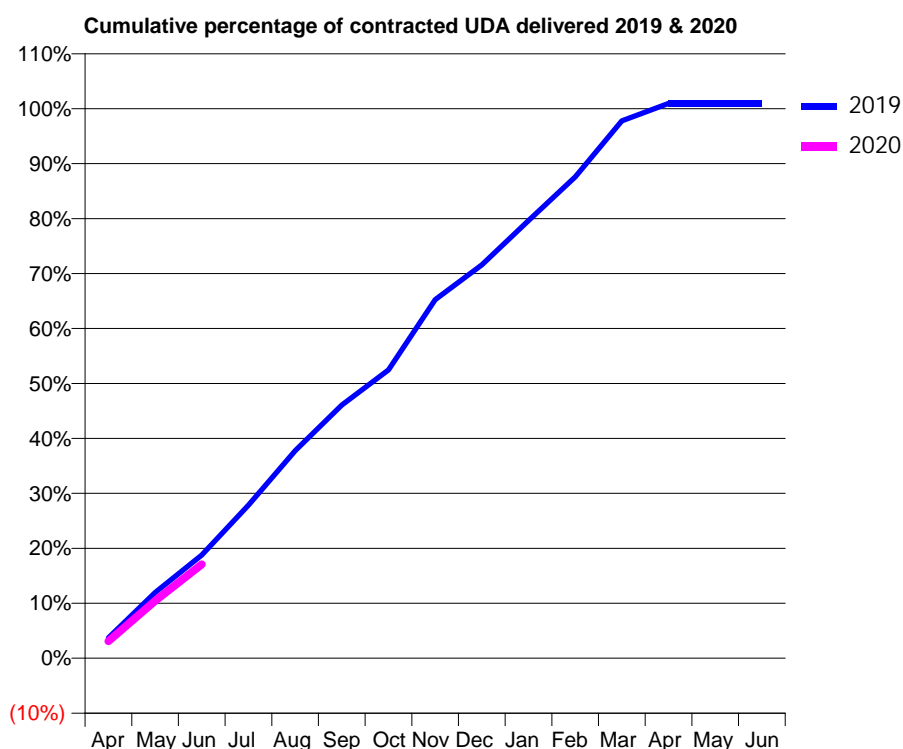
19/20 Contracted general activity (UDA)	6,878
Carry forward general activity (UDA)	0
19/20 Contracted orthodontic activity (UOA)	0
Carry forward orthodontic activity (UOA)	0
Baseline contract value	£182,023.14

ACCESS*

Patients seen in 24 months	Total	Change since previous quarter
Quarter ending June 2018	2,346	
Quarter ending September 2018	2,297	↓
Quarter ending December 2018	2,273	↓
Quarter ending March 2019	2,224	↓
Quarter ending June 2019	2,173	↓
Variance since June 2018	(7.4%)	↓



ACTIVITY



Month	Adjusted Scheduled Activity (UDA)	
	2019	2020
April	256	213
May	823	719
June	1,291	1,176
July	1,916	
August	2,597	
September	3,167	
October	3,608	
November	4,487	
December	4,923	
January	5,477	
February	6,025	
March	6,725	
April	6,944	
May	6,944	
June	6,944	

QUALITY

	Quantity	Base Number	Contract	AT	Region	England
% of FP17s for the same patient ID Re-attending within 3 months - Children	20	144	13.9%	8.9%	10.6%	11.4%
% of FP17s for the same patient ID Re-attending within 3 months - Adults	105	634	16.6%	14.9%	15.2%	15.4%
% of FP17s for the same patient ID Re-attending between 3 & 9 months - Children	102	144	70.8%	61.6%	62.3%	59.8%
% of FP17s for the same patient ID Re-attending between 3 & 9 months - Adults	433	634	68.3%	52.9%	53.3%	52.1%
% of FP17s for Band 1 Urgent Courses	55	687	8.0%	9.3%	9.7%	9.2%
% of FP17s Relating to Free Repair or Replacements	14	687	2.0%	0.5%	0.6%	0.7%
% of FP17s Relating to Continuations	2	687	0.3%	0.7%	0.8%	0.8%
% of Patients satisfied with the dentistry they have received	2	2	N/A	93.6%	93.4%	93.4%
% of Patients satisfied with the time they had to wait for an appointment	2	2	N/A	89.3%	86.8%	87.6%

* This is based on patients treated on this contract for their most recent course of treatment.

Figures in italics indicate the base number of FP17s or Patient Questionnaire responses are less than 100. N/A is shown where the base number of responses is less than 10 during the period. % is calculated as Quantity/Base number*100

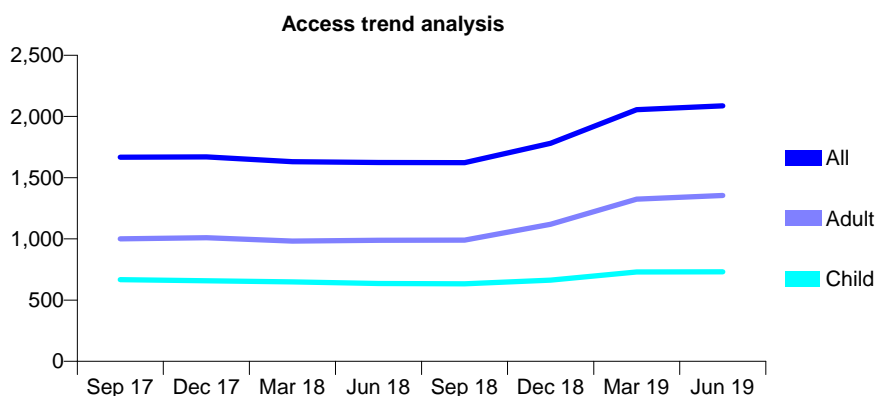
Q68 - Vital Signs At a Glance Contract Report for 194883/0001 - June 2019

Name or company name	Church Road Dental Care
Contract type name	GDS Contract
Purpose of contract	General
Contract start date	01/04/2013
Contract end date	

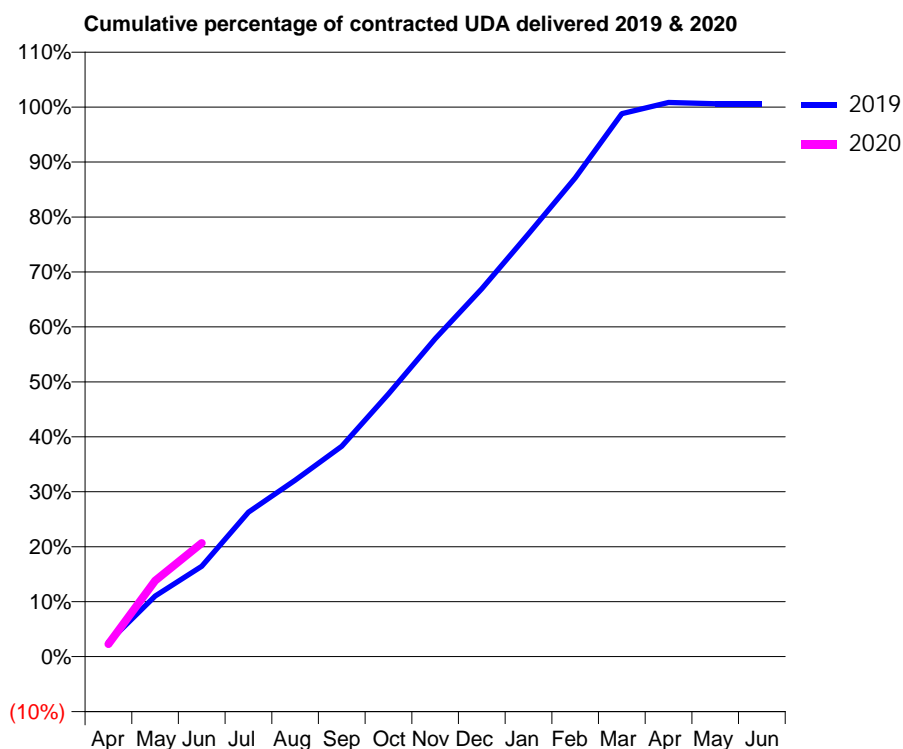
19/20 Contracted general activity (UDA)	3,438
Carry forward general activity (UDA)	0
19/20 Contracted orthodontic activity (UOA)	0
Carry forward orthodontic activity (UOA)	0
Baseline contract value	£84,912.39

ACCESS*

Patients seen in 24 months	Total	Change since previous quarter
Quarter ending June 2018	1,625	
Quarter ending September 2018	1,623	→
Quarter ending December 2018	1,782	↑
Quarter ending March 2019	2,055	↑
Quarter ending June 2019	2,087	→
Variance since June 2018	28.4%	↑



ACTIVITY



Month	Adjusted Scheduled Activity (UDA)	
	2019	2020
April	91	79
May	379	475
June	565	710
July	904	
August	1,104	
September	1,316	
October	1,644	
November	1,989	
December	2,301	
January	2,644	
February	2,995	
March	3,397	
April	3,467	
May	3,458	
June	3,458	

QUALITY

	Quantity	Base Number	Contract	AT	Region	England
% of FP17s for the same patient ID Re-attending within 3 months - Children	11	237	4.6%	8.9%	10.6%	11.4%
% of FP17s for the same patient ID Re-attending within 3 months - Adults	42	395	10.6%	14.9%	15.2%	15.4%
% of FP17s for the same patient ID Re-attending between 3 & 9 months - Children	139	237	58.6%	61.6%	62.3%	59.8%
% of FP17s for the same patient ID Re-attending between 3 & 9 months - Adults	155	395	39.2%	52.9%	53.3%	52.1%
% of FP17s for Band 1 Urgent Courses	31	416	7.5%	9.3%	9.7%	9.2%
% of FP17s Relating to Free Repair or Replacements	1	416	0.2%	0.5%	0.6%	0.7%
% of FP17s Relating to Continuations	0	416	0.0%	0.7%	0.8%	0.8%
% of Patients satisfied with the dentistry they have received	0	0	N/A	93.6%	93.4%	93.4%
% of Patients satisfied with the time they had to wait for an appointment	0	0	N/A	89.3%	86.8%	87.6%

* This is based on patients treated on this contract for their most recent course of treatment. Figures in italics indicate the base number of FP17s or Patient Questionnaire responses are less than 100. N/A is shown where the base number of responses is less than 10 during the period. % is calculated as Quantity/Base number*100

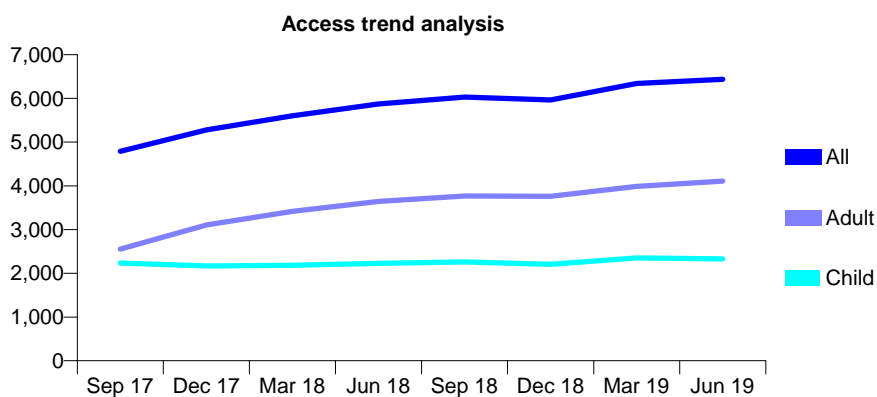
Q68 - Vital Signs At a Glance Contract Report for 195138/0001 - June 2019

Name or company name	Mr Manish Patel & Mrs Preeti Patel
Contract type name	GDS Contract
Purpose of contract	General
Contract start date	16/01/2012
Contract end date	

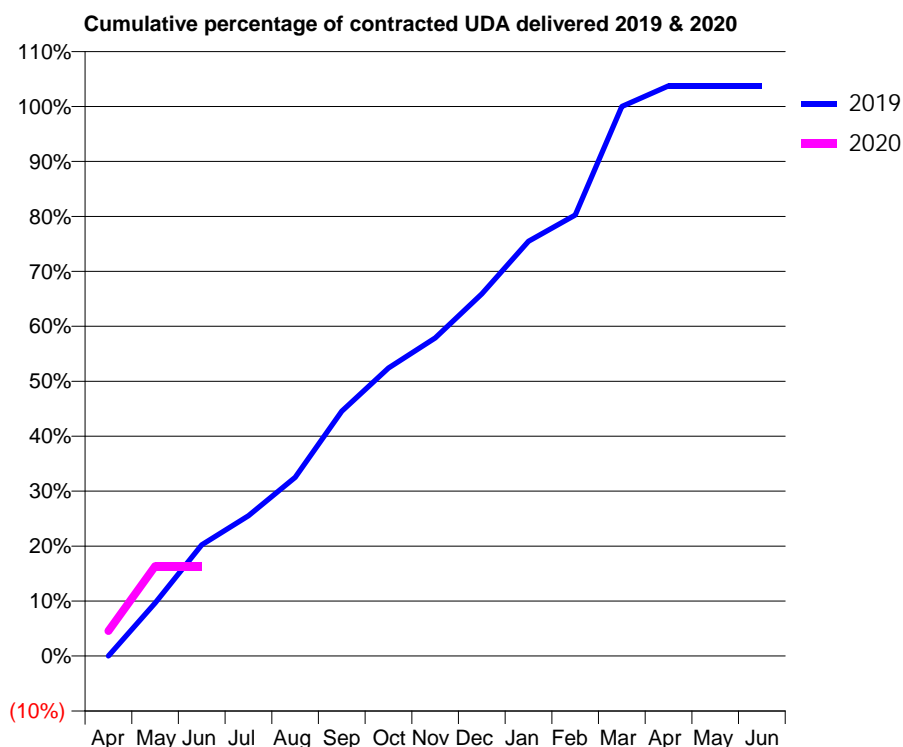
19/20 Contracted general activity (UDA)	15,000
Carry forward general activity (UDA)	0
19/20 Contracted orthodontic activity (UOA)	0
Carry forward orthodontic activity (UOA)	0
Baseline contract value	£416,290.94

ACCESS*

Patients seen in 24 months	Total	Change since previous quarter
Quarter ending June 2018	5,872	
Quarter ending September 2018	6,029	↑
Quarter ending December 2018	5,964	↓
Quarter ending March 2019	6,339	↑
Quarter ending June 2019	6,436	→
Variance since June 2018	9.6%	↑



ACTIVITY



Month	Adjusted Scheduled Activity (UDA)	
	2019	2020
April	0	686
May	1,449	2,455
June	3,034	2,455
July	3,830	
August	4,880	
September	6,683	
October	7,862	
November	8,682	
December	9,886	
January	11,320	
February	12,037	
March	15,000	
April	15,563	
May	15,562	
June	15,562	

QUALITY

	Quantity	Base Number	Contract	AT	Region	England
% of FP17s for the same patient ID Re-attending within 3 months - Children	34	425	8.0%	8.9%	10.6%	11.4%
% of FP17s for the same patient ID Re-attending within 3 months - Adults	34	662	5.1%	14.9%	15.2%	15.4%
% of FP17s for the same patient ID Re-attending between 3 & 9 months - Children	196	425	46.1%	61.6%	62.3%	59.8%
% of FP17s for the same patient ID Re-attending between 3 & 9 months - Adults	136	662	20.5%	52.9%	53.3%	52.1%
% of FP17s for Band 1 Urgent Courses	20	923	2.2%	9.3%	9.7%	9.2%
% of FP17s Relating to Free Repair or Replacements	0	923	0.0%	0.5%	0.6%	0.7%
% of FP17s Relating to Continuations	5	923	0.5%	0.7%	0.8%	0.8%
% of Patients satisfied with the dentistry they have received	7	7	N/A	93.6%	93.4%	93.4%
% of Patients satisfied with the time they had to wait for an appointment	7	7	N/A	89.3%	86.8%	87.6%

* This is based on patients treated on this contract for their most recent course of treatment. Figures in italics indicate the base number of FP17s or Patient Questionnaire responses are less than 100. N/A is shown where the base number of responses is less than 10 during the period. % is calculated as Quantity/Base number*100

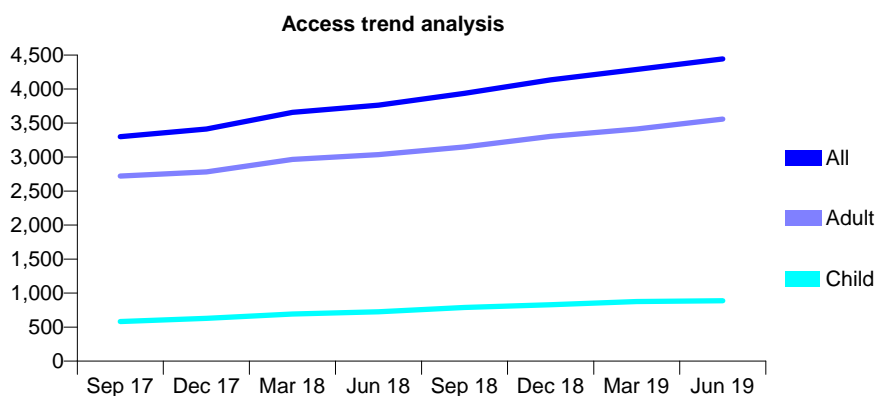
Q68 - Vital Signs At a Glance Contract Report for 195553/0001 - June 2019

Name or company name	Dr Satnam Louis Limited
Contract type name	GDS Contract
Purpose of contract	General
Contract start date	01/04/2010
Contract end date	

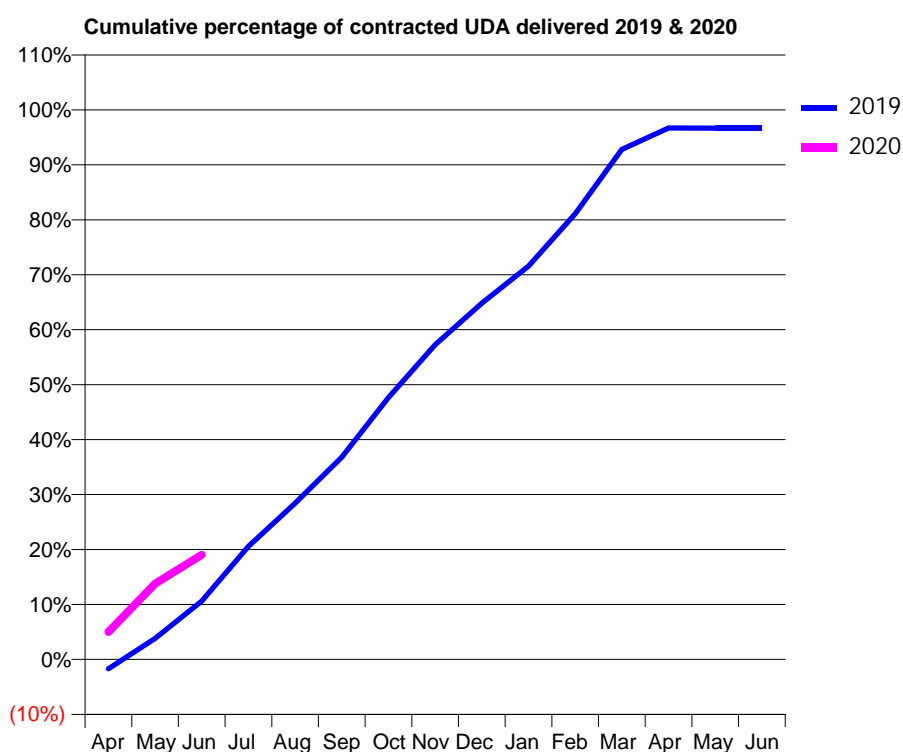
19/20 Contracted general activity (UDA)	11,000
Carry forward general activity (UDA)	0
19/20 Contracted orthodontic activity (UOA)	0
Carry forward orthodontic activity (UOA)	0
Baseline contract value	£349,220.02

ACCESS*

Patients seen in 24 months	Total	Change since previous quarter
Quarter ending June 2018	3,763	
Quarter ending September 2018	3,939	↑
Quarter ending December 2018	4,134	↑
Quarter ending March 2019	4,288	↑
Quarter ending June 2019	4,445	↑
Variance since June 2018	18.1%	↑



ACTIVITY



Month	Adjusted Scheduled Activity (UDA)	
	2019	2020
April	-189	548
May	422	1,517
June	1,167	2,094
July	2,263	
August	3,126	
September	4,049	
October	5,244	
November	6,300	
December	7,129	
January	7,873	
February	8,920	
March	10,205	
April	10,636	
May	10,634	
June	10,634	

QUALITY

	Quantity	Base Number	Contract	AT	Region	England
% of FP17s for the same patient ID Re-attending within 3 months - Children	13	275	4.7%	8.9%	10.6%	11.4%
% of FP17s for the same patient ID Re-attending within 3 months - Adults	112	1,196	9.4%	14.9%	15.2%	15.4%
% of FP17s for the same patient ID Re-attending between 3 & 9 months - Children	164	275	59.6%	61.6%	62.3%	59.8%
% of FP17s for the same patient ID Re-attending between 3 & 9 months - Adults	688	1,196	57.5%	52.9%	53.3%	52.1%
% of FP17s for Band 1 Urgent Courses	58	1,222	4.7%	9.3%	9.7%	9.2%
% of FP17s Relating to Free Repair or Replacements	2	1,222	0.2%	0.5%	0.6%	0.7%
% of FP17s Relating to Continuations	8	1,222	0.7%	0.7%	0.8%	0.8%
% of Patients satisfied with the dentistry they have received	1	1	N/A	93.6%	93.4%	93.4%
% of Patients satisfied with the time they had to wait for an appointment	0	1	N/A	89.3%	86.8%	87.6%

* This is based on patients treated on this contract for their most recent course of treatment. Figures in italics indicate the base number of FP17s or Patient Questionnaire responses are less than 100. N/A is shown where the base number of responses is less than 10 during the period. % is calculated as Quantity/Base number*100

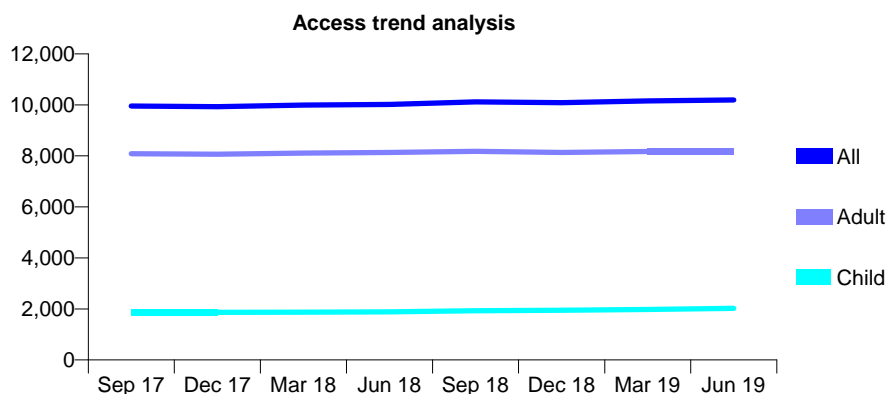
Q68 - Vital Signs At a Glance Contract Report for 197440/0001 - June 2019

Name or company name	Hinal Patel and Shivali Patel
Contract type name	GDS Contract
Purpose of contract	General
Contract start date	01/10/2010
Contract end date	

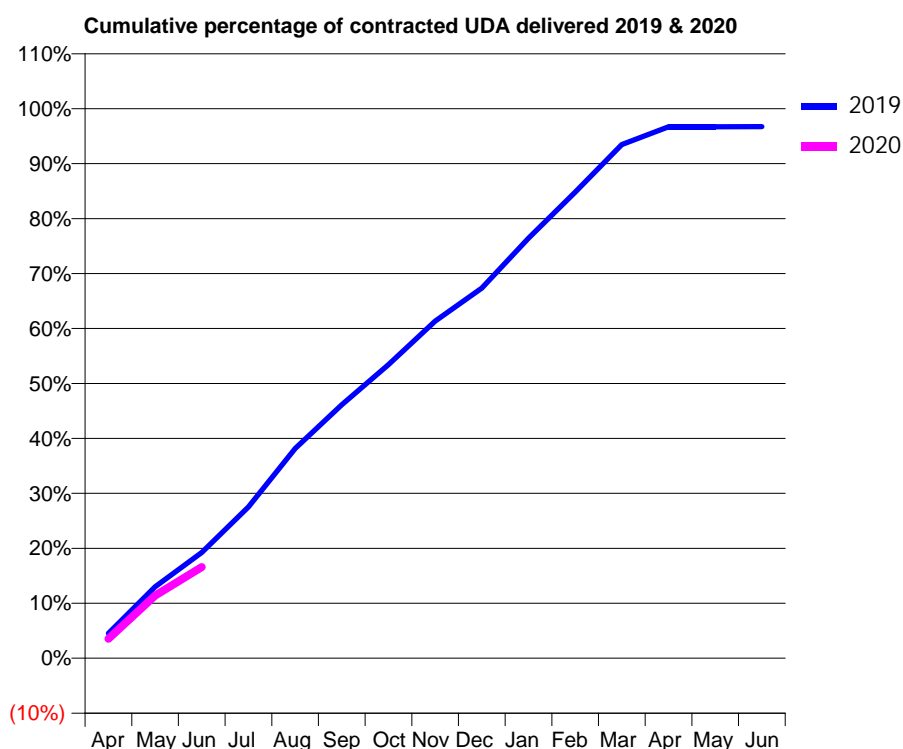
19/20 Contracted general activity (UDA)	28,271
Carry forward general activity (UDA)	0
19/20 Contracted orthodontic activity (UOA)	0
Carry forward orthodontic activity (UOA)	0
Baseline contract value	£658,711.26

ACCESS*

Patients seen in 24 months	Total	Change since previous quarter
Quarter ending June 2018	10,017	
Quarter ending September 2018	10,116	→
Quarter ending December 2018	10,084	→
Quarter ending March 2019	10,157	→
Quarter ending June 2019	10,194	→
Variance since June 2018	1.8%	→



ACTIVITY



Month	2019	2020
April	1,281	1,008
May	3,672	3,222
June	5,437	4,691
July	7,782	
August	10,788	
September	13,036	
October	15,101	
November	17,340	
December	19,042	
January	21,608	
February	23,982	
March	26,426	
April	27,338	
May	27,337	
June	27,342	

QUALITY

	Quantity	Base Number	Contract	AT	Region	England
% of FP17s for the same patient ID Re-attending within 3 months - Children	36	638	5.6%	8.9%	10.6%	11.4%
% of FP17s for the same patient ID Re-attending within 3 months - Adults	350	2,638	13.3%	14.9%	15.2%	15.4%
% of FP17s for the same patient ID Re-attending between 3 & 9 months - Children	420	638	65.8%	61.6%	62.3%	59.8%
% of FP17s for the same patient ID Re-attending between 3 & 9 months - Adults	1,643	2,638	62.3%	52.9%	53.3%	52.1%
% of FP17s for Band 1 Urgent Courses	208	2,808	7.4%	9.3%	9.7%	9.2%
% of FP17s Relating to Free Repair or Replacements	15	2,808	0.5%	0.5%	0.6%	0.7%
% of FP17s Relating to Continuations	36	2,808	1.3%	0.7%	0.8%	0.8%
% of Patients satisfied with the dentistry they have received	2	2	N/A	93.6%	93.4%	93.4%
% of Patients satisfied with the time they had to wait for an appointment	2	2	N/A	89.3%	86.8%	87.6%

* This is based on patients treated on this contract for their most recent course of treatment.

Figures in italics indicate the base number of FP17s or Patient Questionnaire responses are less than 100. N/A is shown where the base number of responses is less than 10 during the period. % is calculated as Quantity/Base number*100

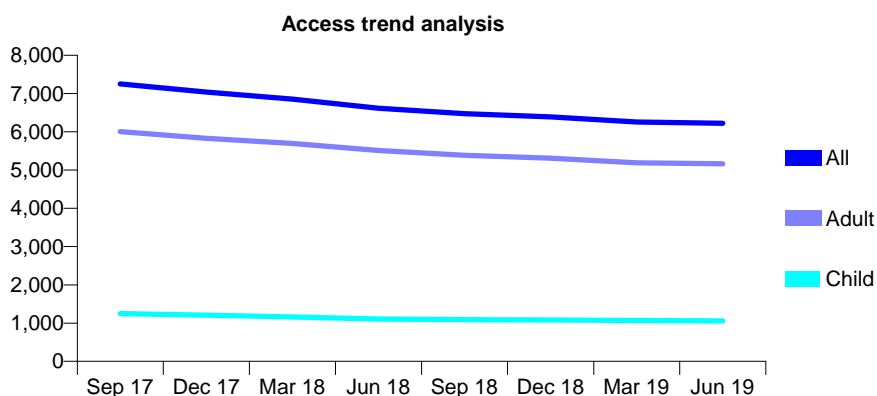
Q68 - Vital Signs At a Glance Contract Report for 198374/0001 - June 2019

Name or company name	The Brassey Avenue Dental Practice Partne
Contract type name	GDS Contract
Purpose of contract	General
Contract start date	01/07/2015
Contract end date	

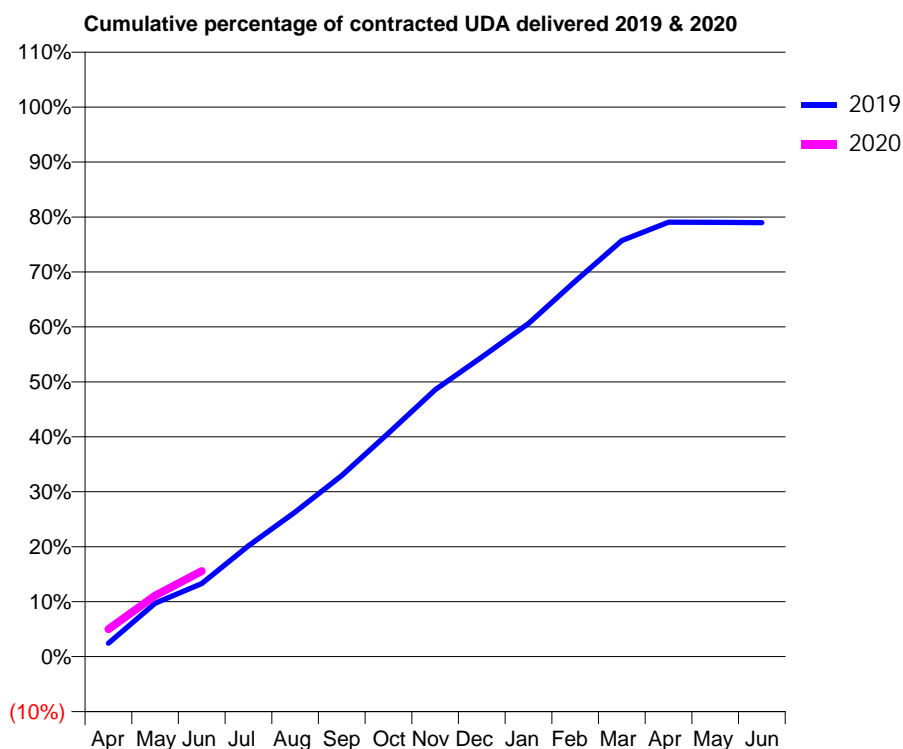
19/20 Contracted general activity (UDA)	18,773
Carry forward general activity (UDA)	0
19/20 Contracted orthodontic activity (UOA)	0
Carry forward orthodontic activity (UOA)	0
Baseline contract value	£434,214.81

ACCESS*

Patients seen in 24 months	Total	Change since previous quarter
Quarter ending June 2018	6,614	
Quarter ending September 2018	6,474	↓
Quarter ending December 2018	6,393	↓
Quarter ending March 2019	6,257	↓
Quarter ending June 2019	6,221	→
Variance since June 2018	(5.9%)	↓



ACTIVITY



Month	Adjusted Scheduled Activity (UDA)	
	2019	2020
April	456	941
May	1,824	2,084
June	2,494	2,924
July	3,786	
August	4,940	
September	6,187	
October	7,640	
November	9,119	
December	10,230	
January	11,376	
February	12,821	
March	14,212	
April	14,838	
May	14,833	
June	14,823	

QUALITY

	Quantity	Base Number	Contract	AT	Region	England
% of FP17s for the same patient ID Re-attending within 3 months - Children	12	404	3.0%	8.9%	10.6%	11.4%
% of FP17s for the same patient ID Re-attending within 3 months - Adults	160	1,646	9.7%	14.9%	15.2%	15.4%
% of FP17s for the same patient ID Re-attending between 3 & 9 months - Children	246	404	60.9%	61.6%	62.3%	59.8%
% of FP17s for the same patient ID Re-attending between 3 & 9 months - Adults	822	1,646	49.9%	52.9%	53.3%	52.1%
% of FP17s for Band 1 Urgent Courses	128	1,720	7.4%	9.3%	9.7%	9.2%
% of FP17s Relating to Free Repair or Replacements	14	1,720	0.8%	0.5%	0.6%	0.7%
% of FP17s Relating to Continuations	12	1,720	0.7%	0.7%	0.8%	0.8%
% of Patients satisfied with the dentistry they have received	4	5	N/A	93.6%	93.4%	93.4%
% of Patients satisfied with the time they had to wait for an appointment	5	5	N/A	89.3%	86.8%	87.6%

* This is based on patients treated on this contract for their most recent course of treatment. Figures in italics indicate the base number of FP17s or Patient Questionnaire responses are less than 100. N/A is shown where the base number of responses is less than 10 during the period. % is calculated as Quantity/Base number*100

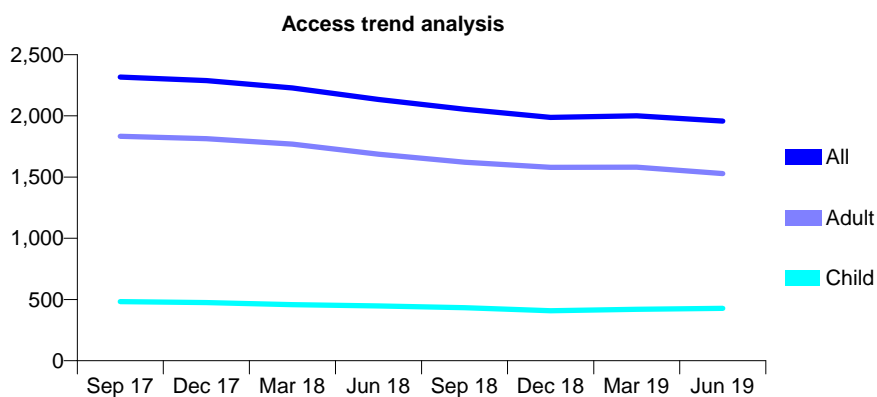
Q68 - Vital Signs At a Glance Contract Report for 198420/0001 - June 2019

Name or company name	Eaton Road Dental Practice Ltd
Contract type name	GDS Contract
Purpose of contract	General
Contract start date	01/10/2007
Contract end date	

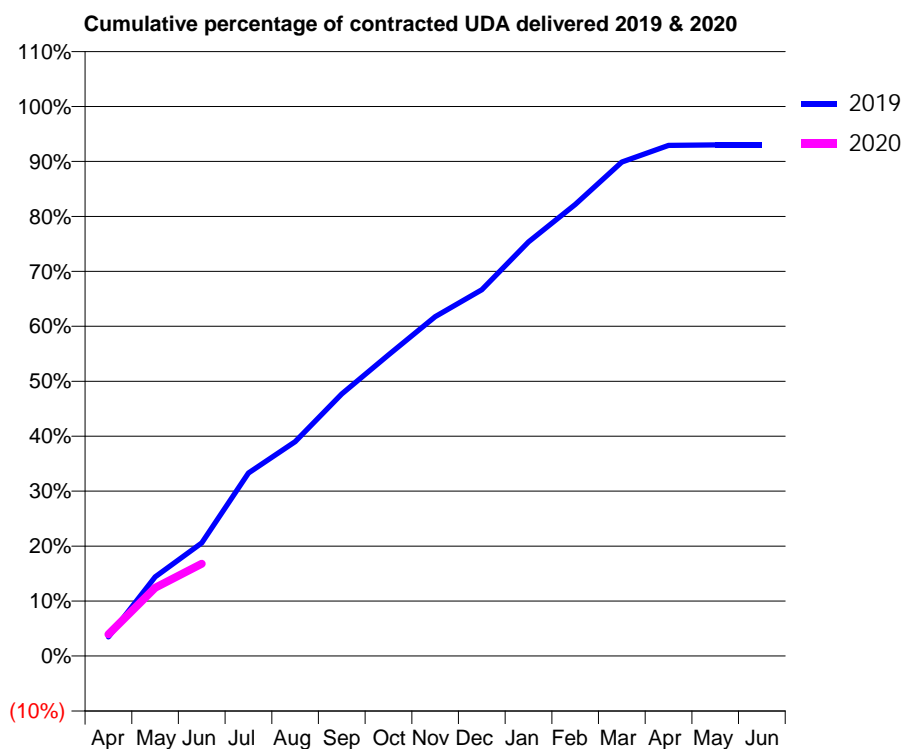
19/20 Contracted general activity (UDA)	4,243
Carry forward general activity (UDA)	0
19/20 Contracted orthodontic activity (UOA)	0
Carry forward orthodontic activity (UOA)	0
Baseline contract value	£137,915.49

ACCESS*

Patients seen in 24 months	Total	Change since previous quarter
Quarter ending June 2018	2,134	
Quarter ending September 2018	2,054	↓
Quarter ending December 2018	1,988	↓
Quarter ending March 2019	2,001	→
Quarter ending June 2019	1,957	↓
Variance since June 2018	(8.3%)	↓



ACTIVITY



Month	Adjusted Scheduled Activity (UDA)	
	2019	2020
April	148	167
May	612	526
June	872	713
July	1,414	
August	1,655	
September	2,024	
October	2,325	
November	2,620	
December	2,828	
January	3,198	
February	3,487	
March	3,813	
April	3,942	
May	3,946	
June	3,946	

QUALITY

	Quantity	Base Number	Contract	AT	Region	England
% of FP17s for the same patient ID Re-attending within 3 months - Children	2	112	1.8%	8.9%	10.6%	11.4%
% of FP17s for the same patient ID Re-attending within 3 months - Adults	22	356	6.2%	14.9%	15.2%	15.4%
% of FP17s for the same patient ID Re-attending between 3 & 9 months - Children	25	112	22.3%	61.6%	62.3%	59.8%
% of FP17s for the same patient ID Re-attending between 3 & 9 months - Adults	121	356	34.0%	52.9%	53.3%	52.1%
% of FP17s for Band 1 Urgent Courses	24	390	6.2%	9.3%	9.7%	9.2%
% of FP17s Relating to Free Repair or Replacements	1	390	0.3%	0.5%	0.6%	0.7%
% of FP17s Relating to Continuations	0	390	0.0%	0.7%	0.8%	0.8%
% of Patients satisfied with the dentistry they have received	1	1	N/A	93.6%	93.4%	93.4%
% of Patients satisfied with the time they had to wait for an appointment	1	1	N/A	89.3%	86.8%	87.6%

* This is based on patients treated on this contract for their most recent course of treatment. Figures in italics indicate the base number of FP17s or Patient Questionnaire responses are less than 100. N/A is shown where the base number of responses is less than 10 during the period. % is calculated as Quantity/Base number*100

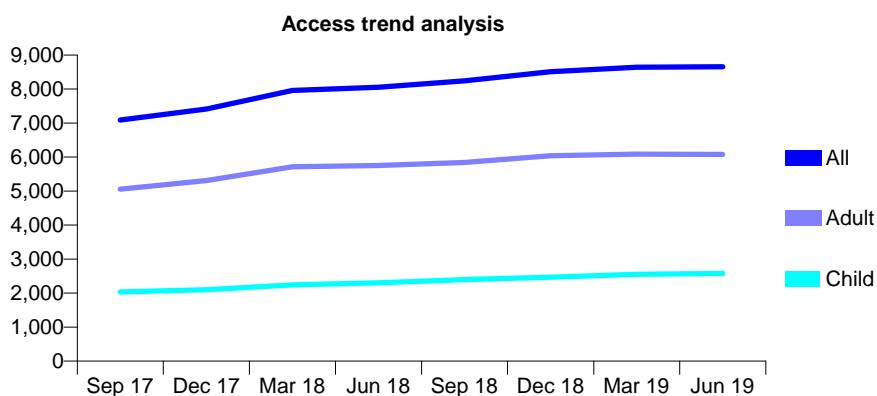
Q68 - Vital Signs At a Glance Contract Report for 198684/0002 - June 2019

Name or company name	Mr Michael Frank Lee and Mr Bahader Sing
Contract type name	GDS Contract
Purpose of contract	General
Contract start date	01/05/2014
Contract end date	

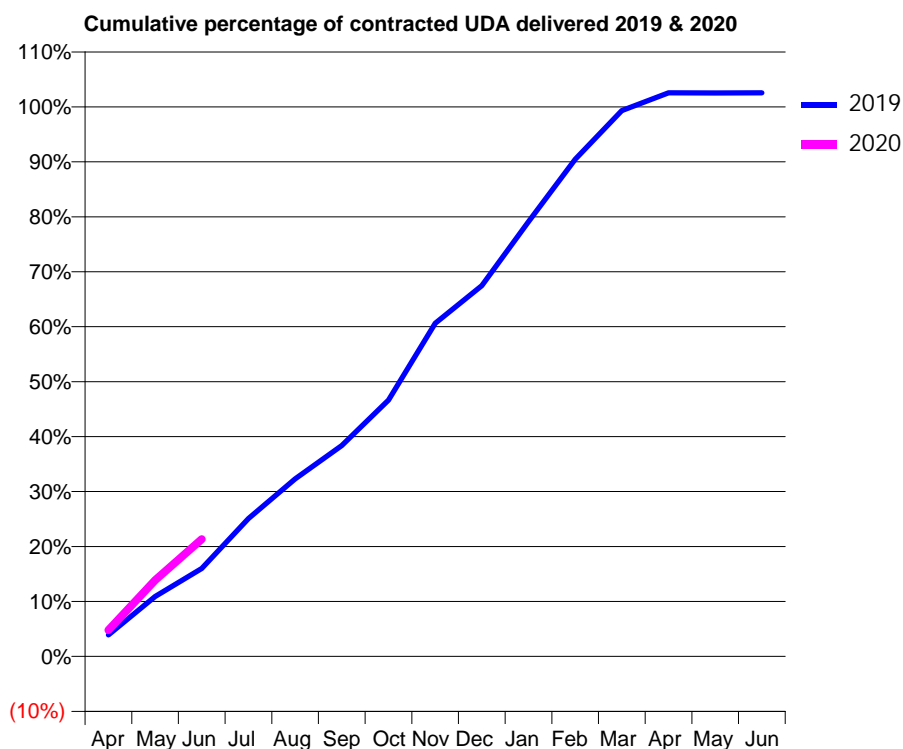
19/20 Contracted general activity (UDA)	16,283
Carry forward general activity (UDA)	0
19/20 Contracted orthodontic activity (UOA)	0
Carry forward orthodontic activity (UOA)	0
Baseline contract value	£437,560.18

ACCESS*

Patients seen in 24 months	Total	Change since previous quarter
Quarter ending June 2018	8,054	
Quarter ending September 2018	8,240	↑
Quarter ending December 2018	8,510	↑
Quarter ending March 2019	8,642	→
Quarter ending June 2019	8,658	→
Variance since June 2018	7.5%	↑



ACTIVITY



Month	2019	2020
April	636	779
May	1,777	2,257
June	2,608	3,475
July	4,086	
August	5,260	
September	6,249	
October	7,594	
November	9,872	
December	10,983	
January	12,880	
February	14,730	
March	16,173	
April	16,695	
May	16,692	
June	16,699	

QUALITY

	Quantity	Base Number	Contract	AT	Region	England
% of FP17s for the same patient ID Re-attending within 3 months - Children	96	879	10.9%	8.9%	10.6%	11.4%
% of FP17s for the same patient ID Re-attending within 3 months - Adults	225	1,569	14.3%	14.9%	15.2%	15.4%
% of FP17s for the same patient ID Re-attending between 3 & 9 months - Children	517	879	58.8%	61.6%	62.3%	59.8%
% of FP17s for the same patient ID Re-attending between 3 & 9 months - Adults	730	1,569	46.5%	52.9%	53.3%	52.1%
% of FP17s for Band 1 Urgent Courses	237	2,093	11.3%	9.3%	9.7%	9.2%
% of FP17s Relating to Free Repair or Replacements	7	2,093	0.3%	0.5%	0.6%	0.7%
% of FP17s Relating to Continuations	2	2,093	0.1%	0.7%	0.8%	0.8%
% of Patients satisfied with the dentistry they have received	6	6	N/A	93.6%	93.4%	93.4%
% of Patients satisfied with the time they had to wait for an appointment	6	6	N/A	89.3%	86.8%	87.6%

* This is based on patients treated on this contract for their most recent course of treatment. Figures in italics indicate the base number of FP17s or Patient Questionnaire responses are less than 100. N/A is shown where the base number of responses is less than 10 during the period. % is calculated as Quantity/Base number*100

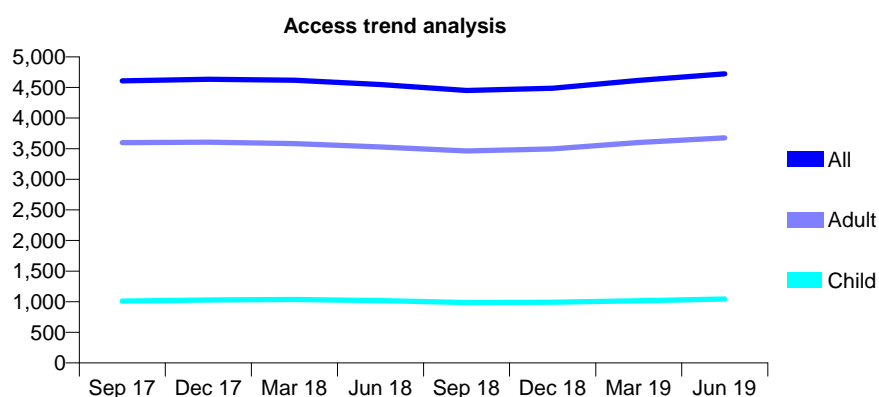
Q68 - Vital Signs At a Glance Contract Report for 199028/0001 - June 2019

Name or company name	HARTLEY DENTAL LIMITED
Contract type name	GDS Contract
Purpose of contract	General
Contract start date	01/09/2008
Contract end date	

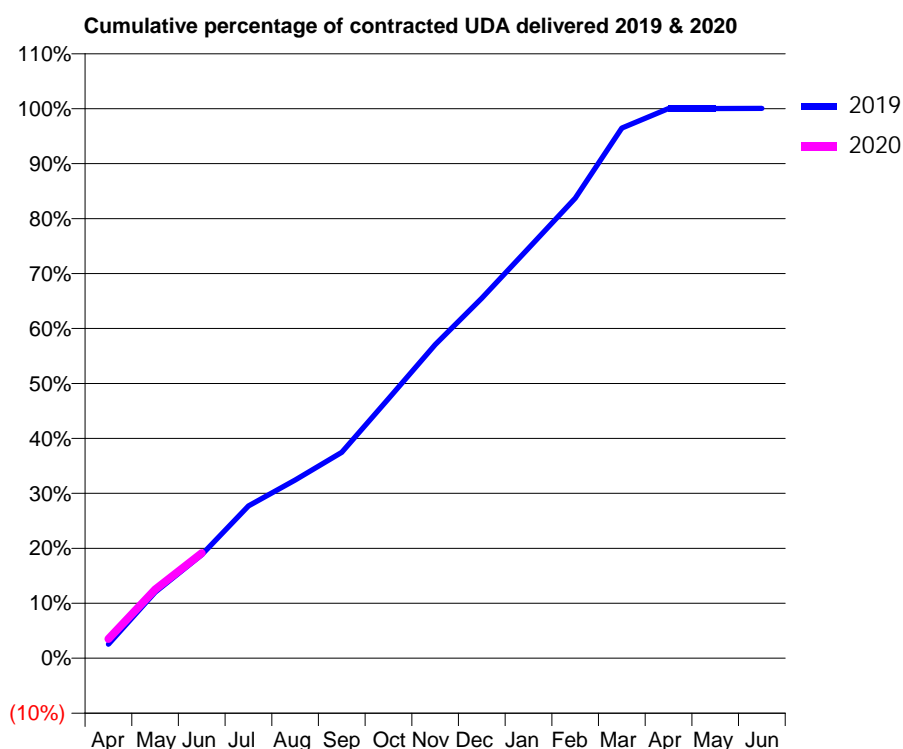
19/20 Contracted general activity (UDA)	16,250
Carry forward general activity (UDA)	0
19/20 Contracted orthodontic activity (UOA)	0
Carry forward orthodontic activity (UOA)	0
Baseline contract value	£385,051.90

ACCESS*

Patients seen in 24 months	Total	Change since previous quarter
Quarter ending June 2018	4,547	
Quarter ending September 2018	4,453	↓
Quarter ending December 2018	4,488	→
Quarter ending March 2019	4,616	↑
Quarter ending June 2019	4,722	↑
Variance since June 2018	3.8%	↑



ACTIVITY



Month	2019	2020
April	415	568
May	1,952	2,034
June	3,064	3,106
July	4,507	
August	5,270	
September	6,089	
October	7,675	
November	9,272	
December	10,644	
January	12,120	
February	13,601	
March	15,676	
April	16,251	
May	16,251	
June	16,255	

QUALITY

	Quantity	Base Number	Contract	AT	Region	England
% of FP17s for the same patient ID Re-attending within 3 months - Children	15	418	3.6%	8.9%	10.6%	11.4%
% of FP17s for the same patient ID Re-attending within 3 months - Adults	141	1,234	11.4%	14.9%	15.2%	15.4%
% of FP17s for the same patient ID Re-attending between 3 & 9 months - Children	268	418	64.1%	61.6%	62.3%	59.8%
% of FP17s for the same patient ID Re-attending between 3 & 9 months - Adults	657	1,234	53.2%	52.9%	53.3%	52.1%
% of FP17s for Band 1 Urgent Courses	87	1,469	5.9%	9.3%	9.7%	9.2%
% of FP17s Relating to Free Repair or Replacements	18	1,469	1.2%	0.5%	0.6%	0.7%
% of FP17s Relating to Continuations	15	1,469	1.0%	0.7%	0.8%	0.8%
% of Patients satisfied with the dentistry they have received	1	1	N/A	93.6%	93.4%	93.4%
% of Patients satisfied with the time they had to wait for an appointment	1	1	N/A	89.3%	86.8%	87.6%

* This is based on patients treated on this contract for their most recent course of treatment.

Figures in italics indicate the base number of FP17s or Patient Questionnaire responses are less than 100. N/A is shown where the base number of responses is less than 10 during the period. % is calculated as Quantity/Base number*100

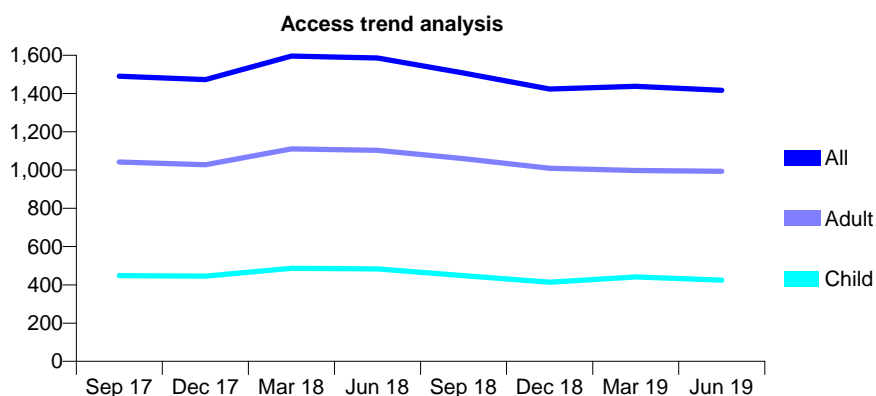
Q68 - Vital Signs At a Glance Contract Report for 199370/0001 - June 2019

Name or company name	Pittham Dental Ltd
Contract type name	GDS Contract
Purpose of contract	General
Contract start date	01/09/2007
Contract end date	

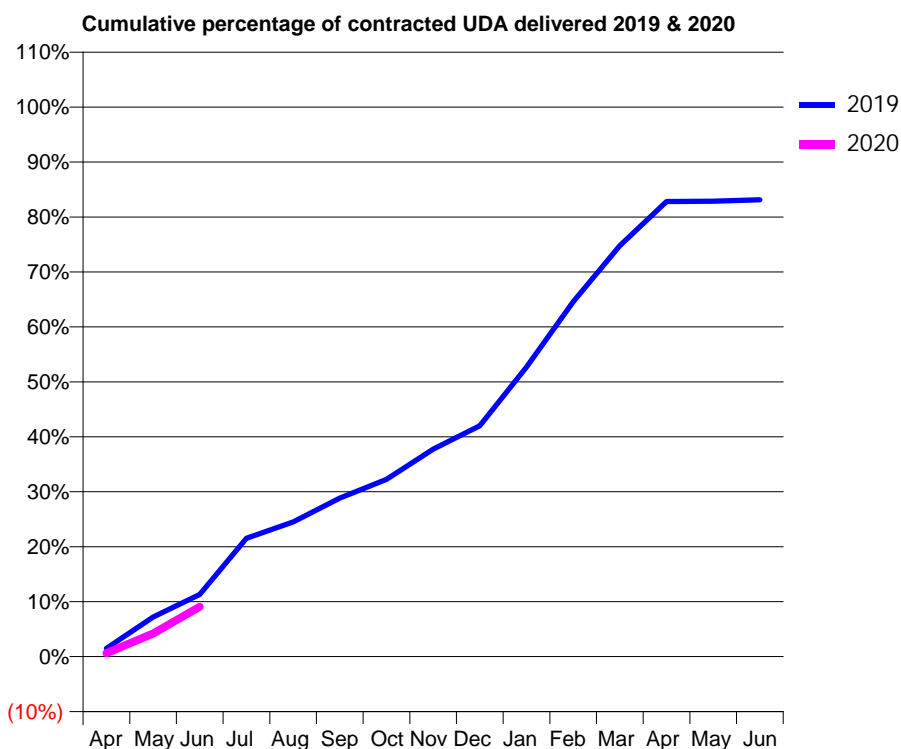
19/20 Contracted general activity (UDA)	4,800
Carry forward general activity (UDA)	0
19/20 Contracted orthodontic activity (UOA)	0
Carry forward orthodontic activity (UOA)	0
Baseline contract value	£106,794.73

ACCESS*

Patients seen in 24 months	Total	Change since previous quarter
Quarter ending June 2018	1,586	
Quarter ending September 2018	1,507	↓
Quarter ending December 2018	1,423	↓
Quarter ending March 2019	1,438	→
Quarter ending June 2019	1,417	↓
Variance since June 2018	(10.7%)	↓



ACTIVITY



Month	Adjusted Scheduled Activity (UDA)	
	2019	2020
April	71	29
May	347	202
June	543	437
July	1,034	
August	1,175	
September	1,384	
October	1,548	
November	1,812	
December	2,017	
January	2,529	
February	3,100	
March	3,590	
April	3,975	
May	3,978	
June	3,990	

QUALITY

	Quantity	Base Number	Contract	AT	Region	England
% of FP17s for the same patient ID Re-attending within 3 months - Children	5	90	5.6%	8.9%	10.6%	11.4%
% of FP17s for the same patient ID Re-attending within 3 months - Adults	37	255	14.5%	14.9%	15.2%	15.4%
% of FP17s for the same patient ID Re-attending between 3 & 9 months - Children	57	90	63.3%	61.6%	62.3%	59.8%
% of FP17s for the same patient ID Re-attending between 3 & 9 months - Adults	133	255	52.2%	52.9%	53.3%	52.1%
% of FP17s for Band 1 Urgent Courses	14	243	5.8%	9.3%	9.7%	9.2%
% of FP17s Relating to Free Repair or Replacements	3	243	1.2%	0.5%	0.6%	0.7%
% of FP17s Relating to Continuations	5	243	2.1%	0.7%	0.8%	0.8%
% of Patients satisfied with the dentistry they have received	2	2	N/A	93.6%	93.4%	93.4%
% of Patients satisfied with the time they had to wait for an appointment	2	2	N/A	89.3%	86.8%	87.6%

* This is based on patients treated on this contract for their most recent course of treatment. Figures in italics indicate the base number of FP17s or Patient Questionnaire responses are less than 100. N/A is shown where the base number of responses is less than 10 during the period. % is calculated as Quantity/Base number*100

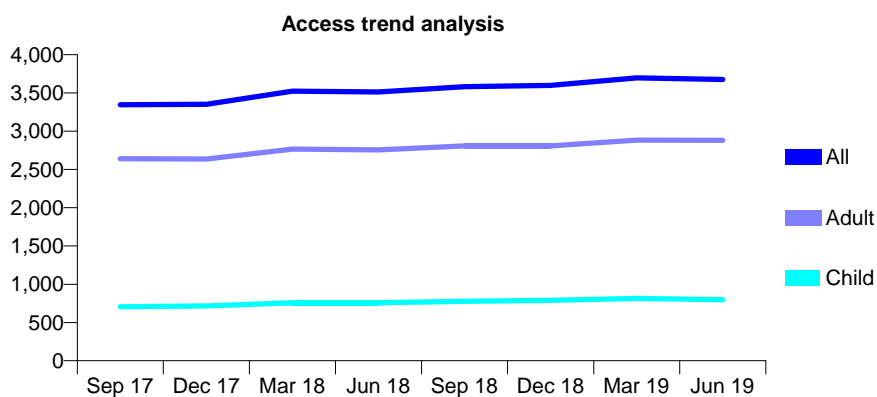
Q68 - Vital Signs At a Glance Contract Report for 199389/0001 - June 2019

Name or company name	Pure Dental Surgery Limited
Contract type name	GDS Contract
Purpose of contract	General
Contract start date	01/05/2012
Contract end date	

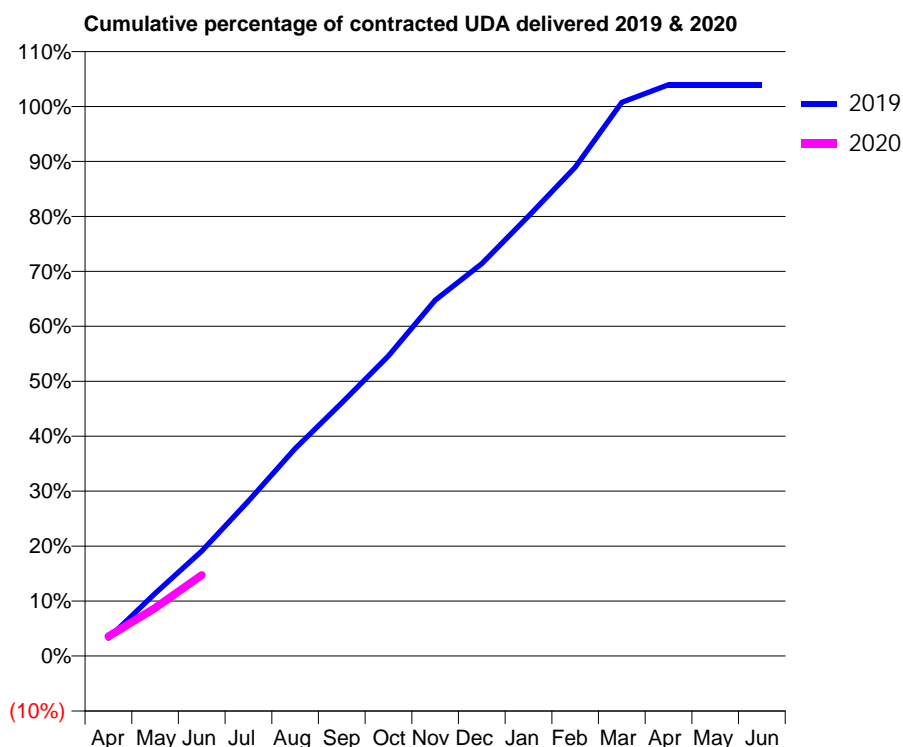
19/20 Contracted general activity (UDA)	11,066
Carry forward general activity (UDA)	0
19/20 Contracted orthodontic activity (UOA)	0
Carry forward orthodontic activity (UOA)	0
Baseline contract value	£264,571.17

ACCESS*

Patients seen in 24 months	Total	Change since previous quarter
Quarter ending June 2018	3,513	
Quarter ending September 2018	3,583	→
Quarter ending December 2018	3,598	→
Quarter ending March 2019	3,697	↑
Quarter ending June 2019	3,677	→
Variance since June 2018	4.7%	↑



ACTIVITY



Month	Adjusted Scheduled Activity (UDA)	
	2019	2020
April	357	396
May	1,265	968
June	2,111	1,629
July	3,121	
August	4,179	
September	5,097	
October	6,044	
November	7,165	
December	7,902	
January	8,858	
February	9,842	
March	11,148	
April	11,503	
May	11,503	
June	11,503	

QUALITY

	Quantity	Base Number	Contract	AT	Region	England
% of FP17s for the same patient ID Re-attending within 3 months - Children	28	234	12.0%	8.9%	10.6%	11.4%
% of FP17s for the same patient ID Re-attending within 3 months - Adults	100	879	11.4%	14.9%	15.2%	15.4%
% of FP17s for the same patient ID Re-attending between 3 & 9 months - Children	145	234	62.0%	61.6%	62.3%	59.8%
% of FP17s for the same patient ID Re-attending between 3 & 9 months - Adults	606	879	68.9%	52.9%	53.3%	52.1%
% of FP17s for Band 1 Urgent Courses	70	976	7.2%	9.3%	9.7%	9.2%
% of FP17s Relating to Free Repair or Replacements	5	976	0.5%	0.5%	0.6%	0.7%
% of FP17s Relating to Continuations	0	976	0.0%	0.7%	0.8%	0.8%
% of Patients satisfied with the dentistry they have received	3	3	N/A	93.6%	93.4%	93.4%
% of Patients satisfied with the time they had to wait for an appointment	3	3	N/A	89.3%	86.8%	87.6%

* This is based on patients treated on this contract for their most recent course of treatment. Figures in italics indicate the base number of FP17s or Patient Questionnaire responses are less than 100. N/A is shown where the base number of responses is less than 10 during the period. % is calculated as Quantity/Base number*100

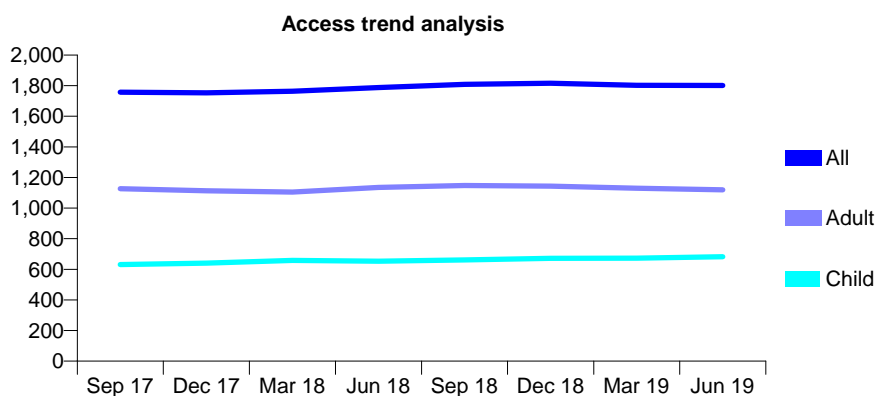
Q68 - Vital Signs At a Glance Contract Report for 199516/0001 - June 2019

Name or company name	Mark Hamburger and Rebecca Sadler
Contract type name	GDS Contract
Purpose of contract	General
Contract start date	01/03/2012
Contract end date	

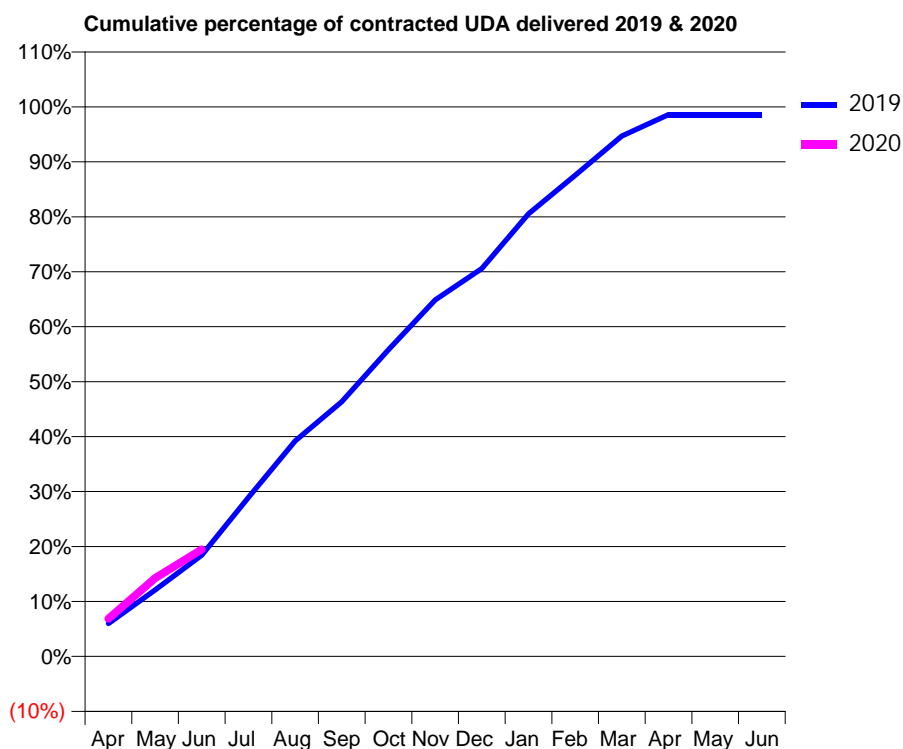
19/20 Contracted general activity (UDA)	6,100
Carry forward general activity (UDA)	0
19/20 Contracted orthodontic activity (UOA)	0
Carry forward orthodontic activity (UOA)	0
Baseline contract value	£175,831.37

ACCESS*

Patients seen in 24 months	Total	Change since previous quarter
Quarter ending June 2018	1,788	
Quarter ending September 2018	1,809	→
Quarter ending December 2018	1,816	→
Quarter ending March 2019	1,803	→
Quarter ending June 2019	1,802	→
Variance since June 2018	0.8%	→



ACTIVITY



Month	2019	2020
April	366	418
May	738	870
June	1,124	1,188
July	1,766	
August	2,391	
September	2,828	
October	3,405	
November	3,957	
December	4,305	
January	4,913	
February	5,340	
March	5,777	
April	6,013	
May	6,013	
June	6,013	

QUALITY

	Quantity	Base Number	Contract	AT	Region	England
% of FP17s for the same patient ID Re-attending within 3 months - Children	19	321	5.9%	8.9%	10.6%	11.4%
% of FP17s for the same patient ID Re-attending within 3 months - Adults	52	461	11.3%	14.9%	15.2%	15.4%
% of FP17s for the same patient ID Re-attending between 3 & 9 months - Children	249	321	77.6%	61.6%	62.3%	59.8%
% of FP17s for the same patient ID Re-attending between 3 & 9 months - Adults	340	461	73.8%	52.9%	53.3%	52.1%
% of FP17s for Band 1 Urgent Courses	27	670	4.0%	9.3%	9.7%	9.2%
% of FP17s Relating to Free Repair or Replacements	5	670	0.7%	0.5%	0.6%	0.7%
% of FP17s Relating to Continuations	3	670	0.4%	0.7%	0.8%	0.8%
% of Patients satisfied with the dentistry they have received	2	2	N/A	93.6%	93.4%	93.4%
% of Patients satisfied with the time they had to wait for an appointment	2	2	N/A	89.3%	86.8%	87.6%

* This is based on patients treated on this contract for their most recent course of treatment. Figures in italics indicate the base number of FP17s or Patient Questionnaire responses are less than 100. N/A is shown where the base number of responses is less than 10 during the period. % is calculated as Quantity/Base number*100

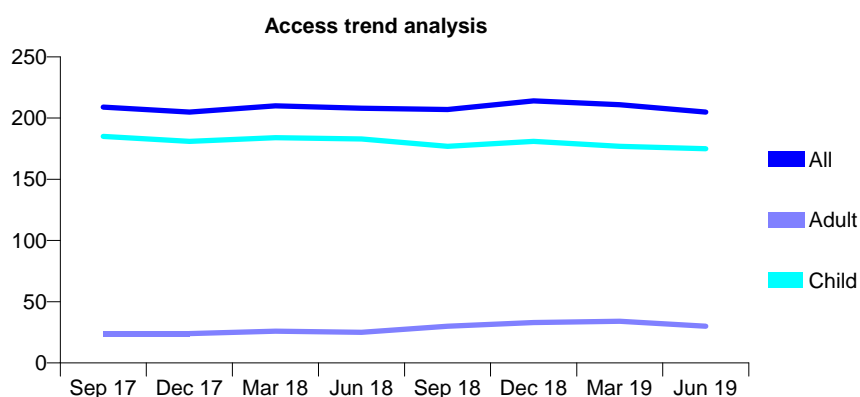
Q68 - Vital Signs At a Glance Contract Report for 199737/0001 - June 2019

Name or company name	Rectory House Dental Practice Ltd
Contract type name	GDS Contract
Purpose of contract	General
Contract start date	01/08/2009
Contract end date	

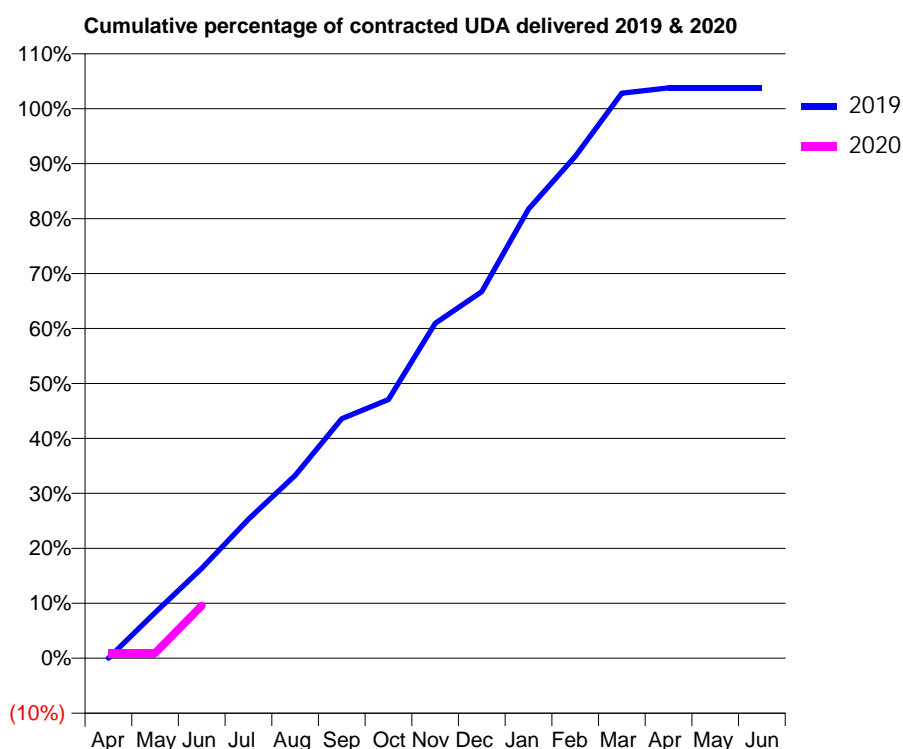
19/20 Contracted general activity (UDA)	313
Carry forward general activity (UDA)	0
19/20 Contracted orthodontic activity (UOA)	0
Carry forward orthodontic activity (UOA)	0
Baseline contract value	£7,200.66

ACCESS*

Patients seen in 24 months	Total	Change since previous quarter
Quarter ending June 2018	208	
Quarter ending September 2018	207	→
Quarter ending December 2018	214	↑
Quarter ending March 2019	211	↓
Quarter ending June 2019	205	↓
Variance since June 2018	(1.4%)	↓



ACTIVITY



Month	Adjusted Scheduled Activity (UDA)	
	2019	2020
April	0	3
May	26	3
June	51	30
July	79	
August	104	
September	136	
October	147	
November	191	
December	209	
January	256	
February	286	
March	322	
April	325	
May	325	
June	325	

QUALITY

	Quantity	Base Number	Contract	AT	Region	England
% of FP17s for the same patient ID Re-attending within 3 months - Children	0	31	0.0%	8.9%	10.6%	11.4%
% of FP17s for the same patient ID Re-attending within 3 months - Adults	0	0	N/A	14.9%	15.2%	15.4%
% of FP17s for the same patient ID Re-attending between 3 & 9 months - Children	17	31	54.8%	61.6%	62.3%	59.8%
% of FP17s for the same patient ID Re-attending between 3 & 9 months - Adults	0	0	N/A	52.9%	53.3%	52.1%
% of FP17s for Band 1 Urgent Courses	0	28	0.0%	9.3%	9.7%	9.2%
% of FP17s Relating to Free Repair or Replacements	0	28	0.0%	0.5%	0.6%	0.7%
% of FP17s Relating to Continuations	0	28	0.0%	0.7%	0.8%	0.8%
% of Patients satisfied with the dentistry they have received	0	0	N/A	93.6%	93.4%	93.4%
% of Patients satisfied with the time they had to wait for an appointment	0	0	N/A	89.3%	86.8%	87.6%

* This is based on patients treated on this contract for their most recent course of treatment.

Figures in italics indicate the base number of FP17s or Patient Questionnaire responses are less than 100. N/A is shown where the base number of responses is less than 10 during the period. % is calculated as Quantity/Base number*100

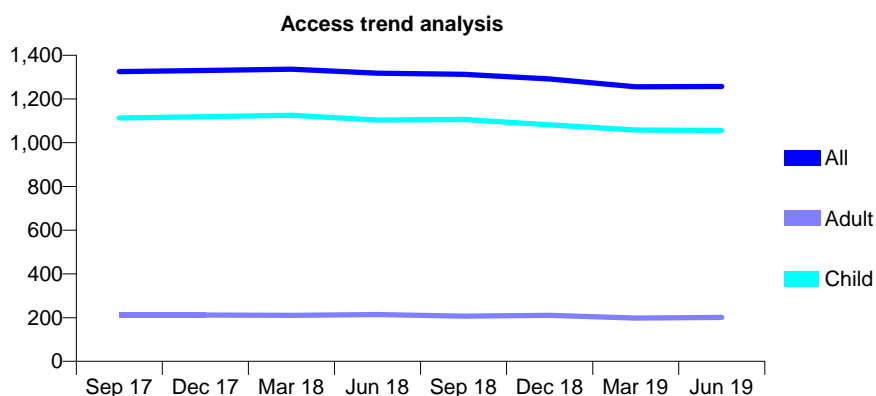
Q68 - Vital Signs At a Glance Contract Report for 207993/0001 - June 2019

Name or company name	MR MT COPPEN
Contract type name	GDS Contract
Purpose of contract	General
Contract start date	01/04/2006
Contract end date	

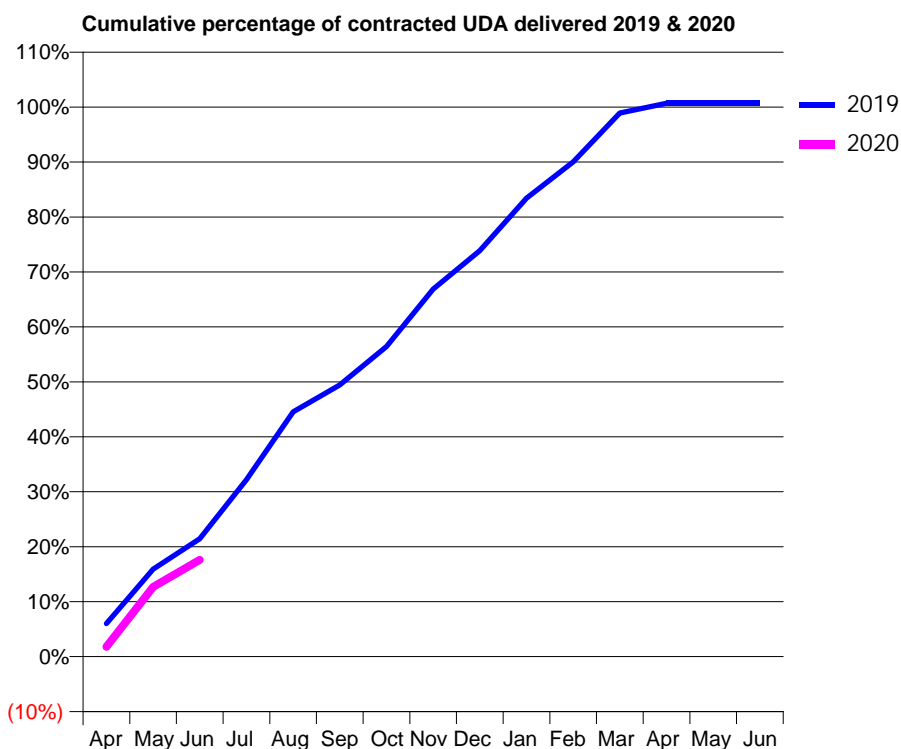
19/20 Contracted general activity (UDA)	3,479
Carry forward general activity (UDA)	0
19/20 Contracted orthodontic activity (UOA)	0
Carry forward orthodontic activity (UOA)	0
Baseline contract value	£79,312.41

ACCESS*

Patients seen in 24 months	Total	Change since previous quarter
Quarter ending June 2018	1,318	
Quarter ending September 2018	1,313	→
Quarter ending December 2018	1,292	↓
Quarter ending March 2019	1,256	↓
Quarter ending June 2019	1,257	→
Variance since June 2018	(4.6%)	↓



ACTIVITY



Month	Adjusted Scheduled Activity (UDA)	
	2019	2020
April	210	63
May	554	441
June	746	612
July	1,120	
August	1,550	
September	1,720	
October	1,963	
November	2,326	
December	2,570	
January	2,902	
February	3,132	
March	3,441	
April	3,504	
May	3,504	
June	3,504	

QUALITY

	Quantity	Base Number	Contract	AT	Region	England
% of FP17s for the same patient ID Re-attending within 3 months - Children	38	414	9.2%	8.9%	10.6%	11.4%
% of FP17s for the same patient ID Re-attending within 3 months - Adults	3	27	11.1%	14.9%	15.2%	15.4%
% of FP17s for the same patient ID Re-attending between 3 & 9 months - Children	286	414	69.1%	61.6%	62.3%	59.8%
% of FP17s for the same patient ID Re-attending between 3 & 9 months - Adults	16	27	59.3%	52.9%	53.3%	52.1%
% of FP17s for Band 1 Urgent Courses	17	395	4.3%	9.3%	9.7%	9.2%
% of FP17s Relating to Free Repair or Replacements	0	395	0.0%	0.5%	0.6%	0.7%
% of FP17s Relating to Continuations	4	395	1.0%	0.7%	0.8%	0.8%
% of Patients satisfied with the dentistry they have received	0	0	N/A	93.6%	93.4%	93.4%
% of Patients satisfied with the time they had to wait for an appointment	0	0	N/A	89.3%	86.8%	87.6%

* This is based on patients treated on this contract for their most recent course of treatment. Figures in italics indicate the base number of FP17s or Patient Questionnaire responses are less than 100. N/A is shown where the base number of responses is less than 10 during the period. % is calculated as Quantity/Base number*100

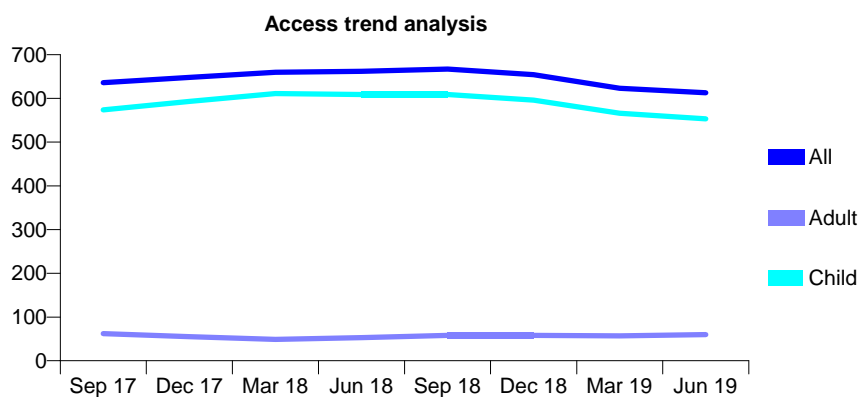
Q68 - Vital Signs At a Glance Contract Report for 209104/0001 - June 2019

Name or company name	Summerfield Dental Practice
Contract type name	GDS Contract
Purpose of contract	General
Contract start date	01/04/2006
Contract end date	

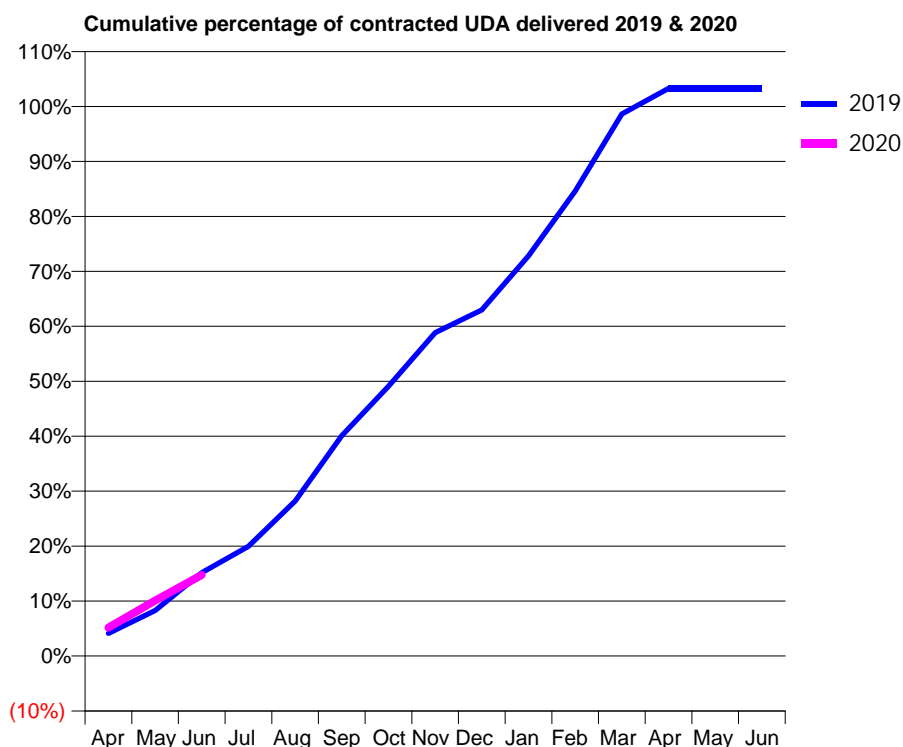
19/20 Contracted general activity (UDA)	900
Carry forward general activity (UDA)	0
19/20 Contracted orthodontic activity (UOA)	0
Carry forward orthodontic activity (UOA)	0
Baseline contract value	£22,579.62

ACCESS*

Patients seen in 24 months	Total	Change since previous quarter
Quarter ending June 2018	662	
Quarter ending September 2018	667	→
Quarter ending December 2018	654	↓
Quarter ending March 2019	623	↓
Quarter ending June 2019	613	↓
Variance since June 2018	(7.4%)	↓



ACTIVITY



Month	Adjusted Scheduled Activity (UDA)	
	2019	2020
April	37	47
May	75	91
June	136	133
July	180	
August	254	
September	361	
October	442	
November	530	
December	567	
January	655	
February	761	
March	888	
April	930	
May	930	
June	930	

QUALITY

	Quantity	Base Number	Contract	AT	Region	England
% of FP17s for the same patient ID Re-attending within 3 months - Children	4	155	2.6%	8.9%	10.6%	11.4%
% of FP17s for the same patient ID Re-attending within 3 months - Adults	0	0	N/A	14.9%	15.2%	15.4%
% of FP17s for the same patient ID Re-attending between 3 & 9 months - Children	81	155	52.3%	61.6%	62.3%	59.8%
% of FP17s for the same patient ID Re-attending between 3 & 9 months - Adults	0	0	N/A	52.9%	53.3%	52.1%
% of FP17s for Band 1 Urgent Courses	4	116	3.4%	9.3%	9.7%	9.2%
% of FP17s Relating to Free Repair or Replacements	0	116	0.0%	0.5%	0.6%	0.7%
% of FP17s Relating to Continuations	0	116	0.0%	0.7%	0.8%	0.8%
% of Patients satisfied with the dentistry they have received	0	0	N/A	93.6%	93.4%	93.4%
% of Patients satisfied with the time they had to wait for an appointment	0	0	N/A	89.3%	86.8%	87.6%

* This is based on patients treated on this contract for their most recent course of treatment. Figures in italics indicate the base number of FP17s or Patient Questionnaire responses are less than 100. N/A is shown where the base number of responses is less than 10 during the period. % is calculated as Quantity/Base number*100

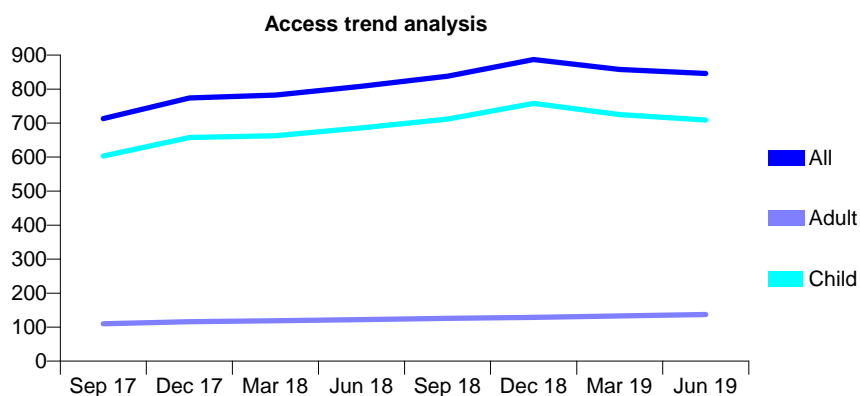
Q68 - Vital Signs At a Glance Contract Report for 214698/0001 - June 2019

Name or company name	MISS DA MAHONEY
Contract type name	GDS Contract
Purpose of contract	General
Contract start date	01/04/2006
Contract end date	

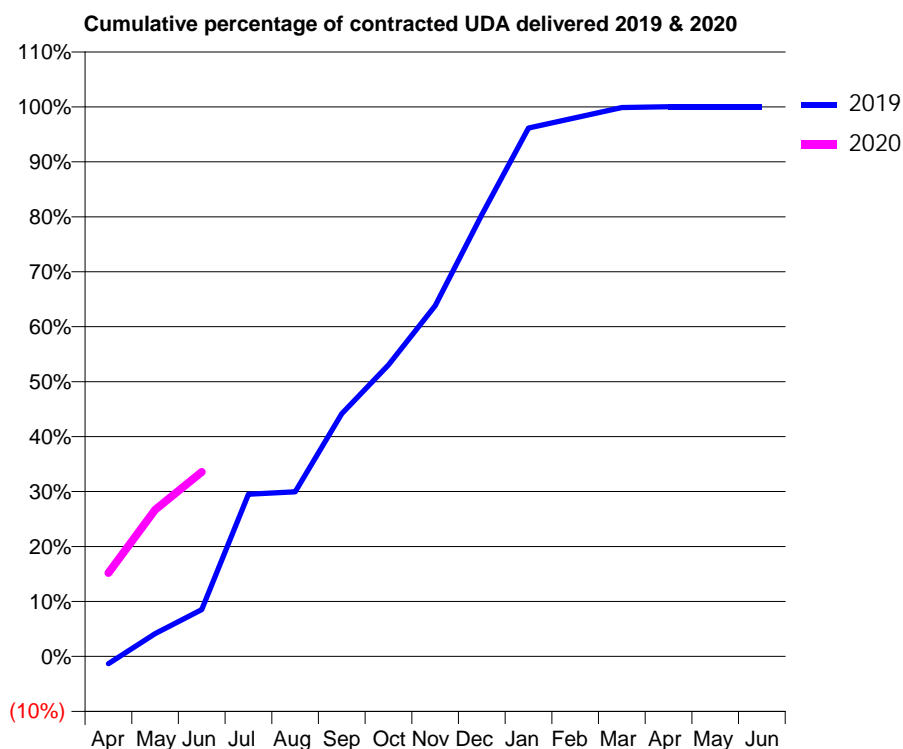
19/20 Contracted general activity (UDA)	1,400
Carry forward general activity (UDA)	0
19/20 Contracted orthodontic activity (UOA)	0
Carry forward orthodontic activity (UOA)	0
Baseline contract value	£32,495.28

ACCESS*

Patients seen in 24 months	Total	Change since previous quarter
Quarter ending June 2018	808	
Quarter ending September 2018	838	↑
Quarter ending December 2018	887	↑
Quarter ending March 2019	858	↓
Quarter ending June 2019	846	↓
Variance since June 2018	4.7%	↑



ACTIVITY



Month	2019	2020
April	-19	213
May	58	374
June	119	470
July	413	
August	419	
September	618	
October	743	
November	894	
December	1,125	
January	1,346	
February	1,372	
March	1,398	
April	1,400	
May	1,400	
June	1,400	

QUALITY

	Quantity	Base Number	Contract	AT	Region	England
% of FP17s for the same patient ID Re-attending within 3 months - Children	9	316	2.8%	8.9%	10.6%	11.4%
% of FP17s for the same patient ID Re-attending within 3 months - Adults	2	24	8.3%	14.9%	15.2%	15.4%
% of FP17s for the same patient ID Re-attending between 3 & 9 months - Children	214	316	67.7%	61.6%	62.3%	59.8%
% of FP17s for the same patient ID Re-attending between 3 & 9 months - Adults	10	24	41.7%	52.9%	53.3%	52.1%
% of FP17s for Band 1 Urgent Courses	0	338	0.0%	9.3%	9.7%	9.2%
% of FP17s Relating to Free Repair or Replacements	0	338	0.0%	0.5%	0.6%	0.7%
% of FP17s Relating to Continuations	0	338	0.0%	0.7%	0.8%	0.8%
% of Patients satisfied with the dentistry they have received	0	0	N/A	93.6%	93.4%	93.4%
% of Patients satisfied with the time they had to wait for an appointment	0	0	N/A	89.3%	86.8%	87.6%

* This is based on patients treated on this contract for their most recent course of treatment. Figures in italics indicate the base number of FP17s or Patient Questionnaire responses are less than 100. N/A is shown where the base number of responses is less than 10 during the period. % is calculated as Quantity/Base number*100

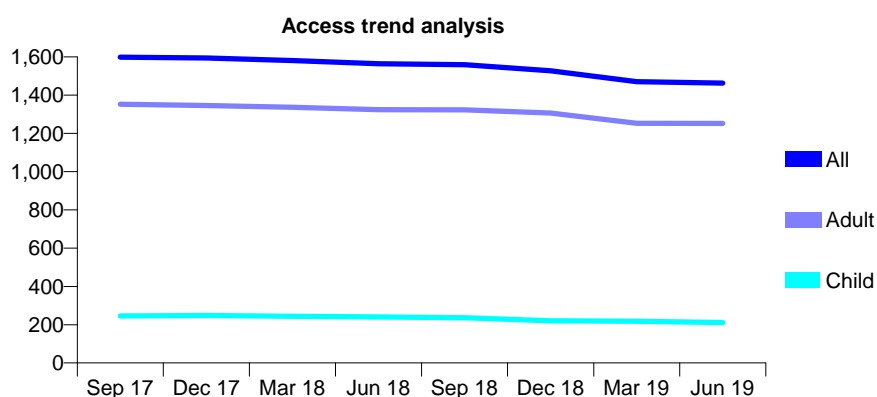
Q68 - Vital Signs At a Glance Contract Report for 219541/0001 - June 2019

Name or company name	MR SN ROUSSOS
Contract type name	GDS Contract
Purpose of contract	General
Contract start date	01/04/2006
Contract end date	

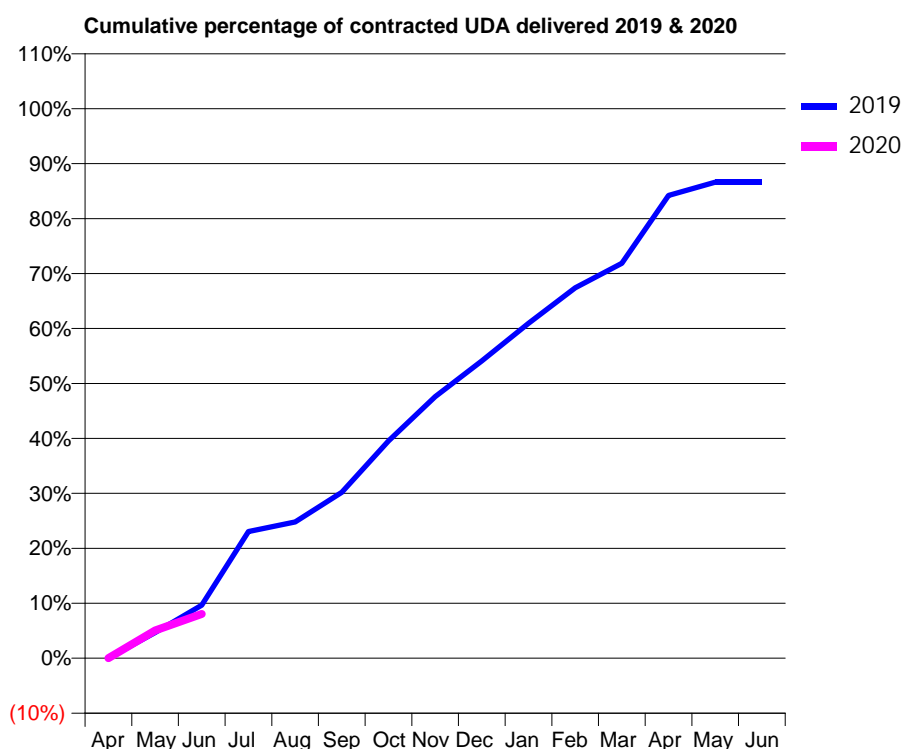
19/20 Contracted general activity (UDA)	8,000
Carry forward general activity (UDA)	0
19/20 Contracted orthodontic activity (UOA)	0
Carry forward orthodontic activity (UOA)	0
Baseline contract value	£192,374.46

ACCESS*

Patients seen in 24 months	Total	Change since previous quarter
Quarter ending June 2018	1,564	
Quarter ending September 2018	1,559	→
Quarter ending December 2018	1,527	↓
Quarter ending March 2019	1,471	↓
Quarter ending June 2019	1,463	→
Variance since June 2018	(6.5%)	↓



ACTIVITY



Month	Adjusted Scheduled Activity (UDA)	
	2019	2020
April	0	0
May	373	404
June	771	643
July	1,845	
August	1,985	
September	2,416	
October	3,164	
November	3,808	
December	4,329	
January	4,876	
February	5,392	
March	5,750	
April	6,736	
May	6,929	
June	6,929	

QUALITY

	Quantity	Base Number	Contract	AT	Region	England
% of FP17s for the same patient ID Re-attending within 3 months - Children	2	82	2.4%	8.9%	10.6%	11.4%
% of FP17s for the same patient ID Re-attending within 3 months - Adults	84	459	18.3%	14.9%	15.2%	15.4%
% of FP17s for the same patient ID Re-attending between 3 & 9 months - Children	52	82	63.4%	61.6%	62.3%	59.8%
% of FP17s for the same patient ID Re-attending between 3 & 9 months - Adults	252	459	54.9%	52.9%	53.3%	52.1%
% of FP17s for Band 1 Urgent Courses	34	257	13.2%	9.3%	9.7%	9.2%
% of FP17s Relating to Free Repair or Replacements	2	257	0.8%	0.5%	0.6%	0.7%
% of FP17s Relating to Continuations	1	257	0.4%	0.7%	0.8%	0.8%
% of Patients satisfied with the dentistry they have received	4	4	N/A	93.6%	93.4%	93.4%
% of Patients satisfied with the time they had to wait for an appointment	4	4	N/A	89.3%	86.8%	87.6%

* This is based on patients treated on this contract for their most recent course of treatment.

Figures in italics indicate the base number of FP17s or Patient Questionnaire responses are less than 100. N/A is shown where the base number of responses is less than 10 during the period. % is calculated as Quantity/Base number*100

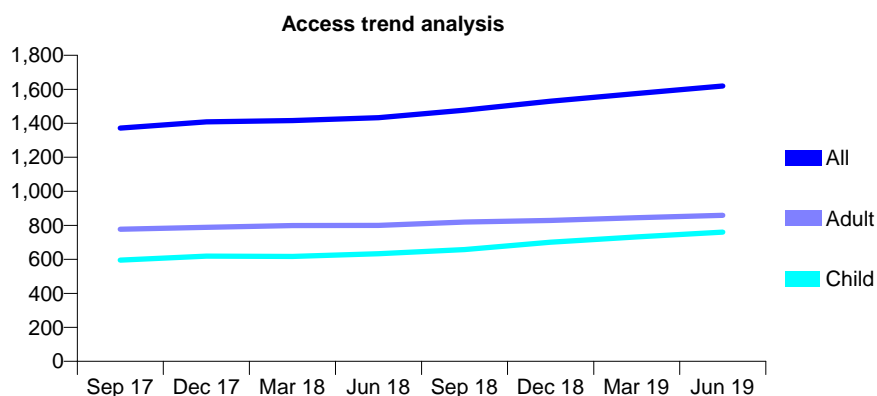
Q68 - Vital Signs At a Glance Contract Report for 219894/0001 - June 2019

Name or company name	MR JP GRIFFITHS
Contract type name	GDS Contract
Purpose of contract	General
Contract start date	01/04/2006
Contract end date	

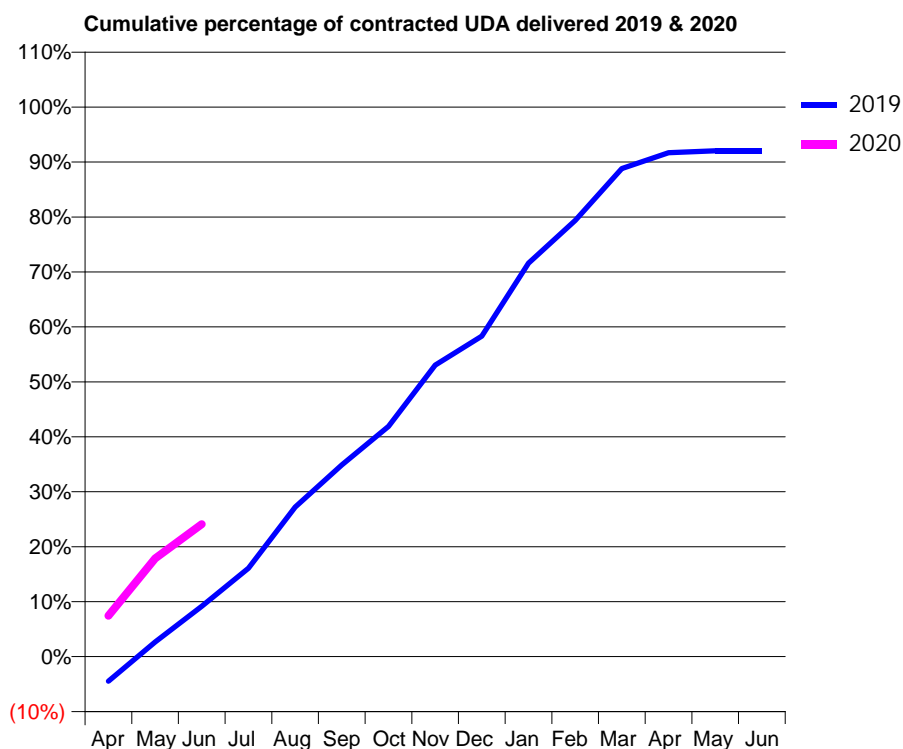
19/20 Contracted general activity (UDA)	3,500
Carry forward general activity (UDA)	0
19/20 Contracted orthodontic activity (UOA)	0
Carry forward orthodontic activity (UOA)	0
Baseline contract value	£86,555.10

ACCESS*

Patients seen in 24 months	Total	Change since previous quarter
Quarter ending June 2018	1,433	
Quarter ending September 2018	1,477	↑
Quarter ending December 2018	1,530	↑
Quarter ending March 2019	1,575	↑
Quarter ending June 2019	1,619	↑
Variance since June 2018	13.0%	↑



ACTIVITY



Month	Adjusted Scheduled Activity (UDA)	
	2019	2020
April	-157	260
May	93	626
June	321	844
July	564	
August	952	
September	1,221	
October	1,467	
November	1,857	
December	2,042	
January	2,506	
February	2,778	
March	3,108	
April	3,209	
May	3,221	
June	3,221	

QUALITY

	Quantity	Base Number	Contract	AT	Region	England
% of FP17s for the same patient ID Re-attending within 3 months - Children	28	324	8.6%	8.9%	10.6%	11.4%
% of FP17s for the same patient ID Re-attending within 3 months - Adults	35	271	12.9%	14.9%	15.2%	15.4%
% of FP17s for the same patient ID Re-attending between 3 & 9 months - Children	197	324	60.8%	61.6%	62.3%	59.8%
% of FP17s for the same patient ID Re-attending between 3 & 9 months - Adults	161	271	59.4%	52.9%	53.3%	52.1%
% of FP17s for Band 1 Urgent Courses	28	535	5.2%	9.3%	9.7%	9.2%
% of FP17s Relating to Free Repair or Replacements	0	535	0.0%	0.5%	0.6%	0.7%
% of FP17s Relating to Continuations	0	535	0.0%	0.7%	0.8%	0.8%
% of Patients satisfied with the dentistry they have received	0	0	N/A	93.6%	93.4%	93.4%
% of Patients satisfied with the time they had to wait for an appointment	0	0	N/A	89.3%	86.8%	87.6%

* This is based on patients treated on this contract for their most recent course of treatment. Figures in italics indicate the base number of FP17s or Patient Questionnaire responses are less than 100. N/A is shown where the base number of responses is less than 10 during the period. % is calculated as Quantity/Base number*100

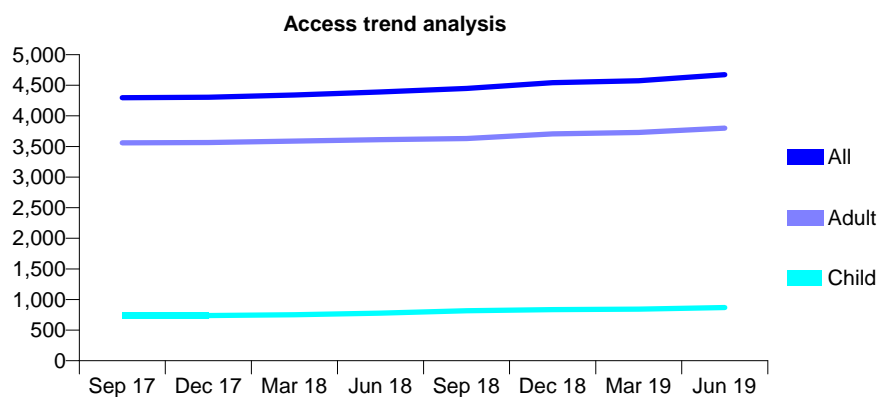
Q68 - Vital Signs At a Glance Contract Report for 220868/0001 - June 2019

Name or company name	MR N SUCHAK
Contract type name	GDS Contract
Purpose of contract	General
Contract start date	01/04/2006
Contract end date	

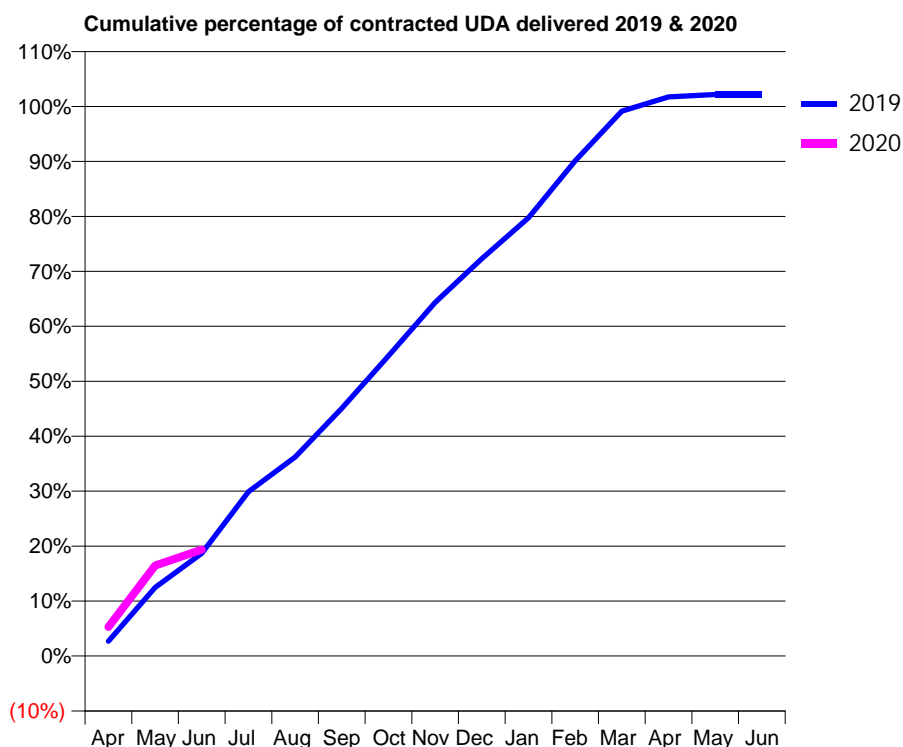
19/20 Contracted general activity (UDA)	11,928
Carry forward general activity (UDA)	0
19/20 Contracted orthodontic activity (UOA)	0
Carry forward orthodontic activity (UOA)	0
Baseline contract value	£340,048.84

ACCESS*

Patients seen in 24 months	Total	Change since previous quarter
Quarter ending June 2018	4,390	
Quarter ending September 2018	4,447	→
Quarter ending December 2018	4,541	↑
Quarter ending March 2019	4,573	→
Quarter ending June 2019	4,672	↑
Variance since June 2018	6.4%	↑



ACTIVITY



Month	Adjusted Scheduled Activity (UDA)	
	2019	2020
April	364	631
May	1,677	1,963
June	2,506	2,308
July	4,017	
August	4,863	
September	6,053	
October	7,335	
November	8,639	
December	9,709	
January	10,711	
February	12,100	
March	13,314	
April	13,661	
May	13,721	
June	13,721	

QUALITY

	Quantity	Base Number	Contract	AT	Region	England
% of FP17s for the same patient ID Re-attending within 3 months - Children	23	294	7.8%	8.9%	10.6%	11.4%
% of FP17s for the same patient ID Re-attending within 3 months - Adults	232	1,242	18.7%	14.9%	15.2%	15.4%
% of FP17s for the same patient ID Re-attending between 3 & 9 months - Children	184	294	62.6%	61.6%	62.3%	59.8%
% of FP17s for the same patient ID Re-attending between 3 & 9 months - Adults	672	1,242	54.1%	52.9%	53.3%	52.1%
% of FP17s for Band 1 Urgent Courses	85	1,219	7.0%	9.3%	9.7%	9.2%
% of FP17s Relating to Free Repair or Replacements	55	1,219	4.5%	0.5%	0.6%	0.7%
% of FP17s Relating to Continuations	17	1,219	1.4%	0.7%	0.8%	0.8%
% of Patients satisfied with the dentistry they have received	0	0	N/A	93.6%	93.4%	93.4%
% of Patients satisfied with the time they had to wait for an appointment	0	0	N/A	89.3%	86.8%	87.6%

* This is based on patients treated on this contract for their most recent course of treatment. Figures in italics indicate the base number of FP17s or Patient Questionnaire responses are less than 100. N/A is shown where the base number of responses is less than 10 during the period. % is calculated as Quantity/Base number*100

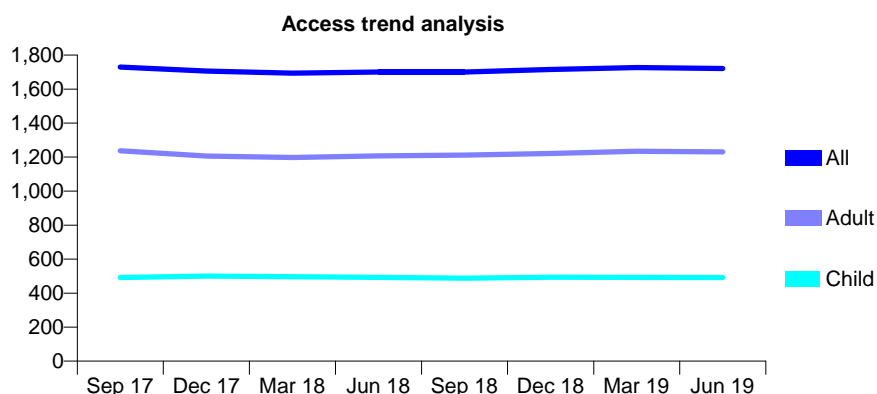
Q68 - Vital Signs At a Glance Contract Report for 220868/0002 - June 2019

Name or company name	MR N SUCHAK
Contract type name	GDS Contract
Purpose of contract	General
Contract start date	01/04/2006
Contract end date	

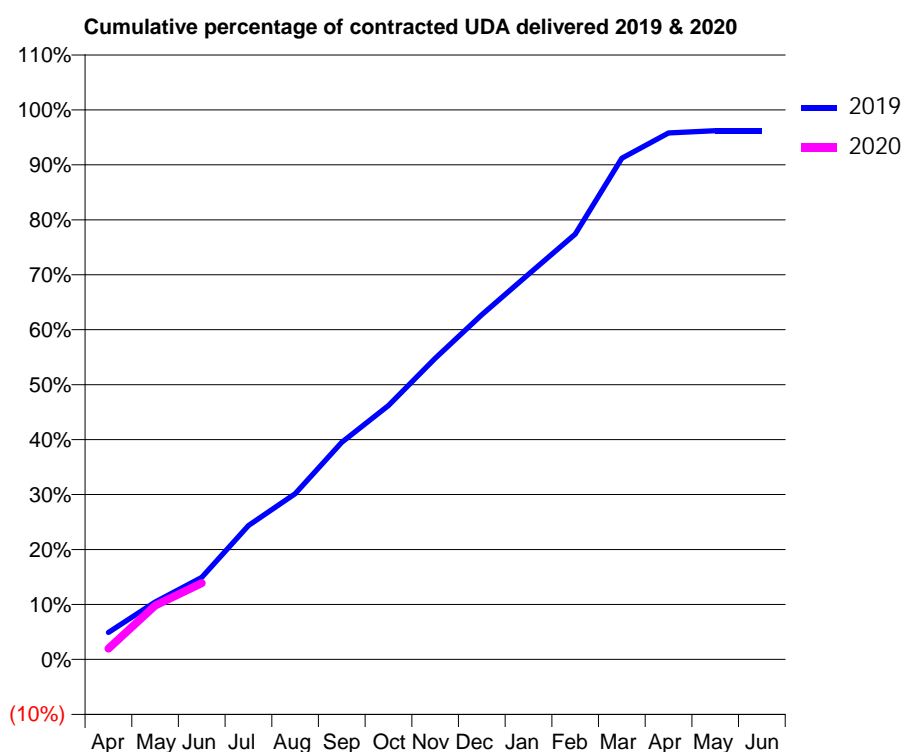
19/20 Contracted general activity (UDA)	3,650
Carry forward general activity (UDA)	0
19/20 Contracted orthodontic activity (UOA)	0
Carry forward orthodontic activity (UOA)	0
Baseline contract value	£122,031.83

ACCESS*

Patients seen in 24 months	Total	Change since previous quarter
Quarter ending June 2018	1,700	
Quarter ending September 2018	1,700	→
Quarter ending December 2018	1,715	→
Quarter ending March 2019	1,727	→
Quarter ending June 2019	1,721	→
Variance since June 2018	1.2%	→



ACTIVITY



Month	2019	2020
April	180	72
May	381	357
June	545	506
July	890	
August	1,101	
September	1,442	
October	1,687	
November	1,999	
December	2,289	
January	2,559	
February	2,825	
March	3,329	
April	3,496	
May	3,511	
June	3,511	

QUALITY

	Quantity	Base Number	Contract	AT	Region	England
% of FP17s for the same patient ID Re-attending within 3 months - Children	24	170	14.1%	8.9%	10.6%	11.4%
% of FP17s for the same patient ID Re-attending within 3 months - Adults	68	384	17.7%	14.9%	15.2%	15.4%
% of FP17s for the same patient ID Re-attending between 3 & 9 months - Children	95	170	55.9%	61.6%	62.3%	59.8%
% of FP17s for the same patient ID Re-attending between 3 & 9 months - Adults	202	384	52.6%	52.9%	53.3%	52.1%
% of FP17s for Band 1 Urgent Courses	24	315	7.6%	9.3%	9.7%	9.2%
% of FP17s Relating to Free Repair or Replacements	15	315	4.8%	0.5%	0.6%	0.7%
% of FP17s Relating to Continuations	6	315	1.9%	0.7%	0.8%	0.8%
% of Patients satisfied with the dentistry they have received	1	1	N/A	93.6%	93.4%	93.4%
% of Patients satisfied with the time they had to wait for an appointment	1	1	N/A	89.3%	86.8%	87.6%

* This is based on patients treated on this contract for their most recent course of treatment. Figures in italics indicate the base number of FP17s or Patient Questionnaire responses are less than 100. N/A is shown where the base number of responses is less than 10 during the period. % is calculated as Quantity/Base number*100

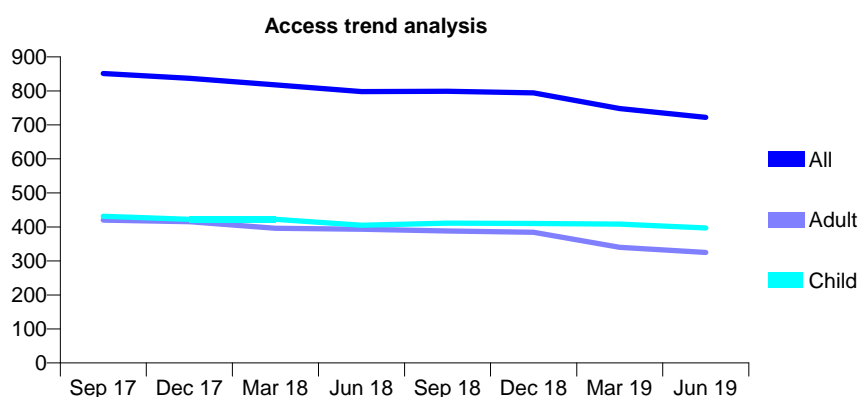
Q68 - Vital Signs At a Glance Contract Report for 222267/0001 - June 2019

Name or company name	Massetts Road Dental Practice
Contract type name	GDS Contract
Purpose of contract	General
Contract start date	01/04/2006
Contract end date	

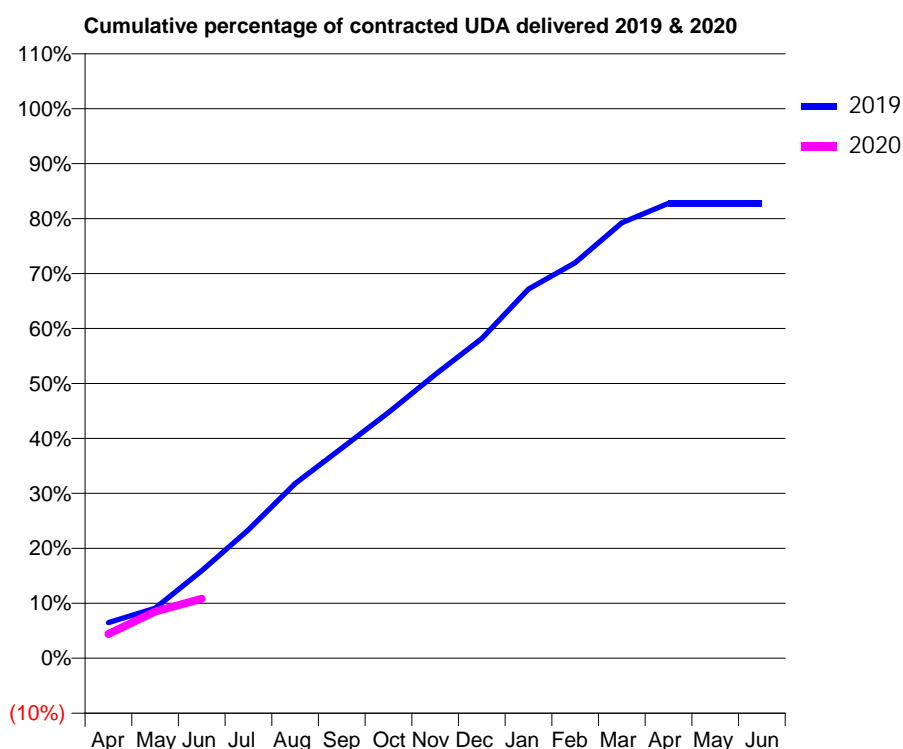
19/20 Contracted general activity (UDA)	1,672
Carry forward general activity (UDA)	0
19/20 Contracted orthodontic activity (UOA)	0
Carry forward orthodontic activity (UOA)	0
Baseline contract value	£38,458.44

ACCESS*

Patients seen in 24 months	Total	Change since previous quarter
Quarter ending June 2018	798	
Quarter ending September 2018	799	→
Quarter ending December 2018	794	→
Quarter ending March 2019	748	↓
Quarter ending June 2019	722	↓
Variance since June 2018	(9.5%)	↓



ACTIVITY



Month	2019	2020
April	108	74
May	152	142
June	266	181
July	391	
August	531	
September	639	
October	747	
November	863	
December	973	
January	1,123	
February	1,204	
March	1,325	
April	1,384	
May	1,384	
June	1,384	

QUALITY

	Quantity	Base Number	Contract	AT	Region	England
% of FP17s for the same patient ID Re-attending within 3 months - Children	9	134	6.7%	8.9%	10.6%	11.4%
% of FP17s for the same patient ID Re-attending within 3 months - Adults	10	59	16.9%	14.9%	15.2%	15.4%
% of FP17s for the same patient ID Re-attending between 3 & 9 months - Children	96	134	71.6%	61.6%	62.3%	59.8%
% of FP17s for the same patient ID Re-attending between 3 & 9 months - Adults	31	59	52.5%	52.9%	53.3%	52.1%
% of FP17s for Band 1 Urgent Courses	4	146	2.7%	9.3%	9.7%	9.2%
% of FP17s Relating to Free Repair or Replacements	1	146	0.7%	0.5%	0.6%	0.7%
% of FP17s Relating to Continuations	0	146	0.0%	0.7%	0.8%	0.8%
% of Patients satisfied with the dentistry they have received	0	0	N/A	93.6%	93.4%	93.4%
% of Patients satisfied with the time they had to wait for an appointment	0	0	N/A	89.3%	86.8%	87.6%

* This is based on patients treated on this contract for their most recent course of treatment.

Figures in italics indicate the base number of FP17s or Patient Questionnaire responses are less than 100. N/A is shown where the base number of responses is less than 10 during the period. % is calculated as Quantity/Base number*100

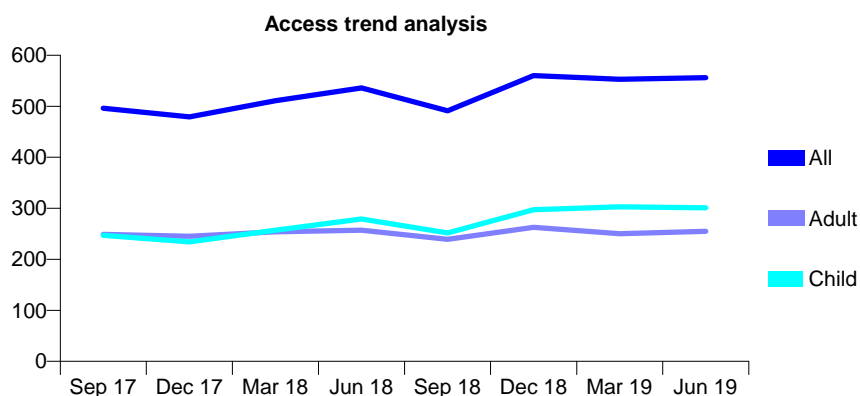
Q68 - Vital Signs At a Glance Contract Report for 228494/0002 - June 2019

Name or company name	Warren House Dental Practice - Cranleigh
Contract type name	GDS Contract
Purpose of contract	General
Contract start date	31/08/2010
Contract end date	

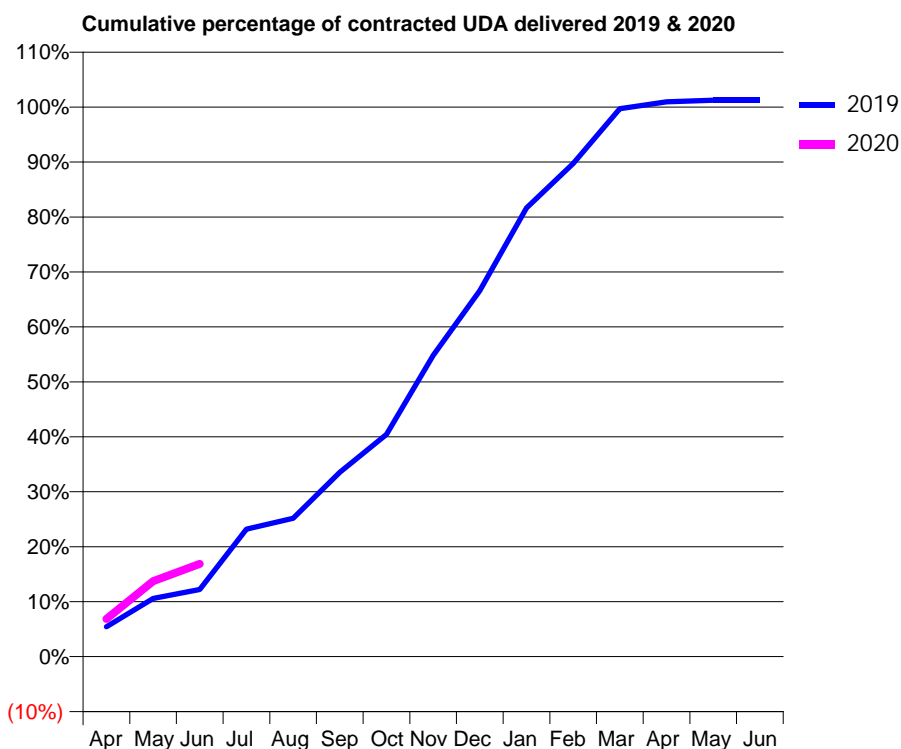
19/20 Contracted general activity (UDA)	1,215
Carry forward general activity (UDA)	0
19/20 Contracted orthodontic activity (UOA)	0
Carry forward orthodontic activity (UOA)	0
Baseline contract value	£30,637.07

ACCESS*

Patients seen in 24 months	Total	Change since previous quarter
Quarter ending June 2018	536	
Quarter ending September 2018	491	↓
Quarter ending December 2018	560	↑
Quarter ending March 2019	553	↓
Quarter ending June 2019	556	→
Variance since June 2018	3.7%	↑



ACTIVITY



Month	Adjusted Scheduled Activity (UDA)	
	2019	2020
April	66	83
May	129	167
June	149	205
July	282	
August	306	
September	407	
October	491	
November	666	
December	809	
January	992	
February	1,091	
March	1,211	
April	1,227	
May	1,230	
June	1,230	

QUALITY

	Quantity	Base Number	Contract	AT	Region	England
% of FP17s for the same patient ID Re-attending within 3 months - Children	3	104	2.9%	8.9%	10.6%	11.4%
% of FP17s for the same patient ID Re-attending within 3 months - Adults	1	54	1.9%	14.9%	15.2%	15.4%
% of FP17s for the same patient ID Re-attending between 3 & 9 months - Children	46	104	44.2%	61.6%	62.3%	59.8%
% of FP17s for the same patient ID Re-attending between 3 & 9 months - Adults	24	54	44.4%	52.9%	53.3%	52.1%
% of FP17s for Band 1 Urgent Courses	6	142	4.2%	9.3%	9.7%	9.2%
% of FP17s Relating to Free Repair or Replacements	0	142	0.0%	0.5%	0.6%	0.7%
% of FP17s Relating to Continuations	0	142	0.0%	0.7%	0.8%	0.8%
% of Patients satisfied with the dentistry they have received	1	1	N/A	93.6%	93.4%	93.4%
% of Patients satisfied with the time they had to wait for an appointment	1	1	N/A	89.3%	86.8%	87.6%

* This is based on patients treated on this contract for their most recent course of treatment. Figures in italics indicate the base number of FP17s or Patient Questionnaire responses are less than 100. N/A is shown where the base number of responses is less than 10 during the period. % is calculated as Quantity/Base number*100

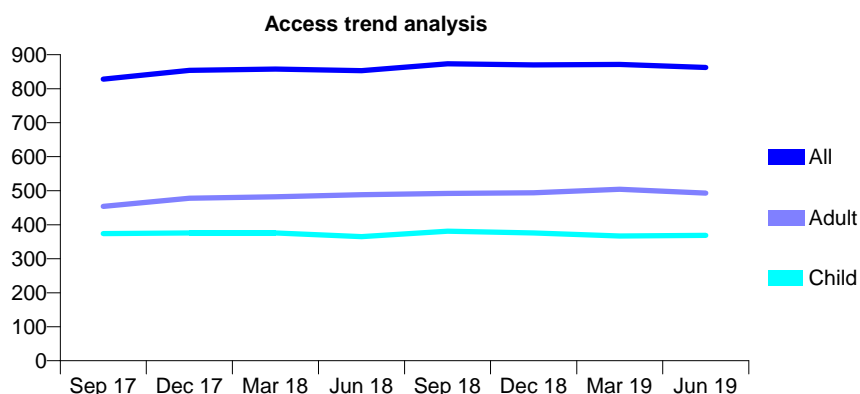
Q68 - Vital Signs At a Glance Contract Report for 229733/0001 - June 2019

Name or company name	MR PJ CASSAR
Contract type name	GDS Contract
Purpose of contract	General
Contract start date	01/04/2006
Contract end date	

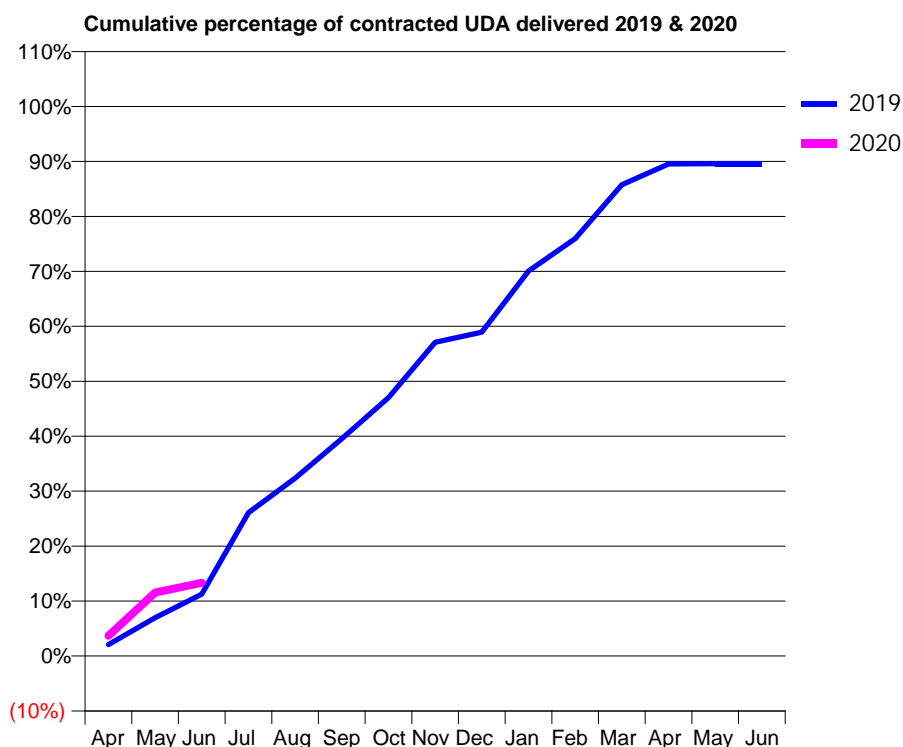
19/20 Contracted general activity (UDA)	2,800
Carry forward general activity (UDA)	0
19/20 Contracted orthodontic activity (UOA)	0
Carry forward orthodontic activity (UOA)	0
Baseline contract value	£97,016.52

ACCESS*

Patients seen in 24 months	Total	Change since previous quarter
Quarter ending June 2018	853	
Quarter ending September 2018	873	↑
Quarter ending December 2018	870	→
Quarter ending March 2019	871	→
Quarter ending June 2019	862	↓
Variance since June 2018	1.1%	→



ACTIVITY



Month	Adjusted Scheduled Activity (UDA)	
	2019	2020
April	58	104
May	195	323
June	316	374
July	730	
August	907	
September	1,107	
October	1,317	
November	1,598	
December	1,650	
January	1,961	
February	2,127	
March	2,401	
April	2,507	
May	2,509	
June	2,509	

QUALITY

	Quantity	Base Number	Contract	AT	Region	England
% of FP17s for the same patient ID Re-attending within 3 months - Children	12	130	9.2%	8.9%	10.6%	11.4%
% of FP17s for the same patient ID Re-attending within 3 months - Adults	19	99	19.2%	14.9%	15.2%	15.4%
% of FP17s for the same patient ID Re-attending between 3 & 9 months - Children	84	130	64.6%	61.6%	62.3%	59.8%
% of FP17s for the same patient ID Re-attending between 3 & 9 months - Adults	49	99	49.5%	52.9%	53.3%	52.1%
% of FP17s for Band 1 Urgent Courses	8	189	4.2%	9.3%	9.7%	9.2%
% of FP17s Relating to Free Repair or Replacements	0	189	0.0%	0.5%	0.6%	0.7%
% of FP17s Relating to Continuations	10	189	5.3%	0.7%	0.8%	0.8%
% of Patients satisfied with the dentistry they have received	1	1	N/A	93.6%	93.4%	93.4%
% of Patients satisfied with the time they had to wait for an appointment	1	1	N/A	89.3%	86.8%	87.6%

* This is based on patients treated on this contract for their most recent course of treatment. Figures in italics indicate the base number of FP17s or Patient Questionnaire responses are less than 100. N/A is shown where the base number of responses is less than 10 during the period. % is calculated as Quantity/Base number*100

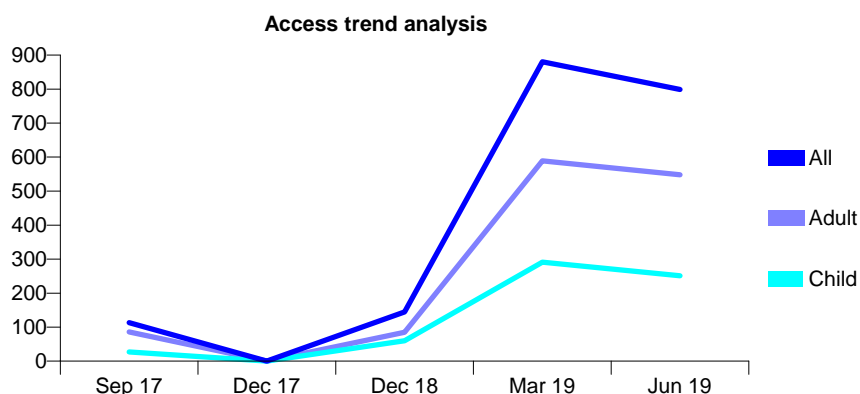
Q68 - Vital Signs At a Glance Contract Report for 232998/0001 - June 2019

Name or company name	Family Dental Centre Partnership
Contract type name	GDS Contract
Purpose of contract	General
Contract start date	01/04/2006
Contract end date	

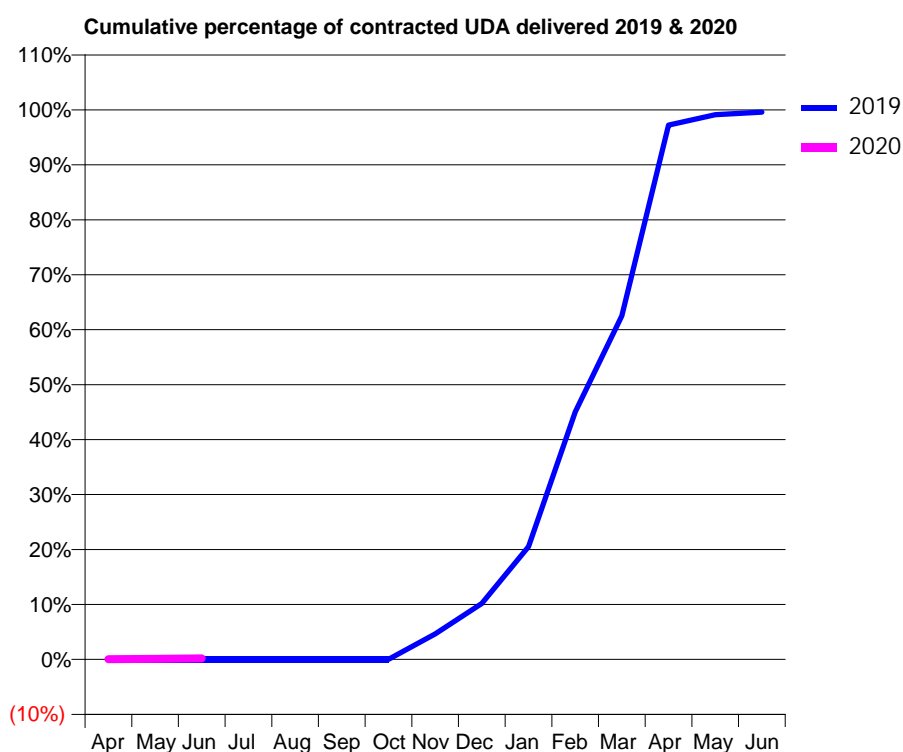
19/20 Contracted general activity (UDA)	5,211
Carry forward general activity (UDA)	0
19/20 Contracted orthodontic activity (UOA)	0
Carry forward orthodontic activity (UOA)	0
Baseline contract value	£145,912.00

ACCESS*

Patients seen in 24 months	Total	Change since previous quarter
Quarter ending June 2018	0	
Quarter ending September 2018	0	
Quarter ending December 2018	145	↑
Quarter ending March 2019	880	↑
Quarter ending June 2019	799	↓
Variance since June 2018	N/A	



ACTIVITY



Month	Adjusted Scheduled Activity (UDA)	
	2019	2020
April	0	3
May	0	6
June	0	9
July	0	
August	0	
September	0	
October	0	
November	121	
December	265	
January	535	
February	1,174	
March	1,629	
April	2,534	
May	2,583	
June	2,595	

QUALITY

	Quantity	Base Number	Contract	AT	Region	England
% of FP17s for the same patient ID Re-attending within 3 months - Children	2	79	2.5%	8.9%	10.6%	11.4%
% of FP17s for the same patient ID Re-attending within 3 months - Adults	8	199	4.0%	14.9%	15.2%	15.4%
% of FP17s for the same patient ID Re-attending between 3 & 9 months - Children	4	79	5.1%	61.6%	62.3%	59.8%
% of FP17s for the same patient ID Re-attending between 3 & 9 months - Adults	1	199	0.5%	52.9%	53.3%	52.1%
% of FP17s for Band 1 Urgent Courses	0	3	0.0%	9.3%	9.7%	9.2%
% of FP17s Relating to Free Repair or Replacements	0	3	0.0%	0.5%	0.6%	0.7%
% of FP17s Relating to Continuations	3	3	100.0%	0.7%	0.8%	0.8%
% of Patients satisfied with the dentistry they have received	0	0	N/A	93.6%	93.4%	93.4%
% of Patients satisfied with the time they had to wait for an appointment	0	0	N/A	89.3%	86.8%	87.6%

* This is based on patients treated on this contract for their most recent course of treatment. Figures in italics indicate the base number of FP17s or Patient Questionnaire responses are less than 100. N/A is shown where the base number of responses is less than 10 during the period. % is calculated as Quantity/Base number*100

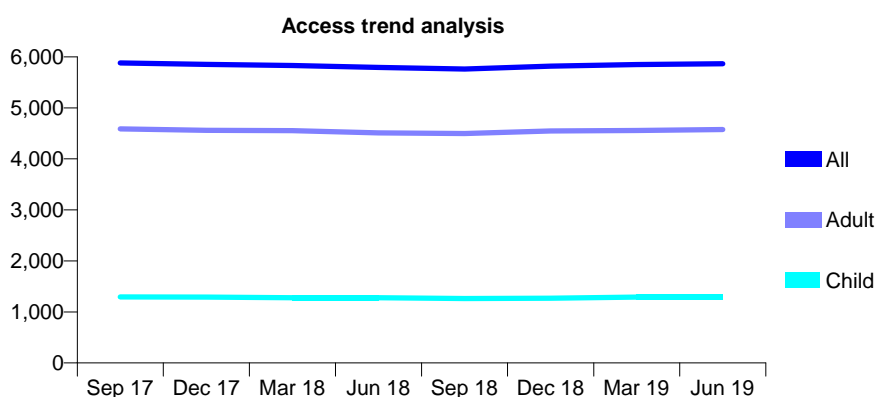
Q68 - Vital Signs At a Glance Contract Report for 234540/0001 - June 2019

Name or company name	MR SN GALVIN
Contract type name	PDS Contract
Purpose of contract	General
Contract start date	01/04/2006
Contract end date	31/03/2026

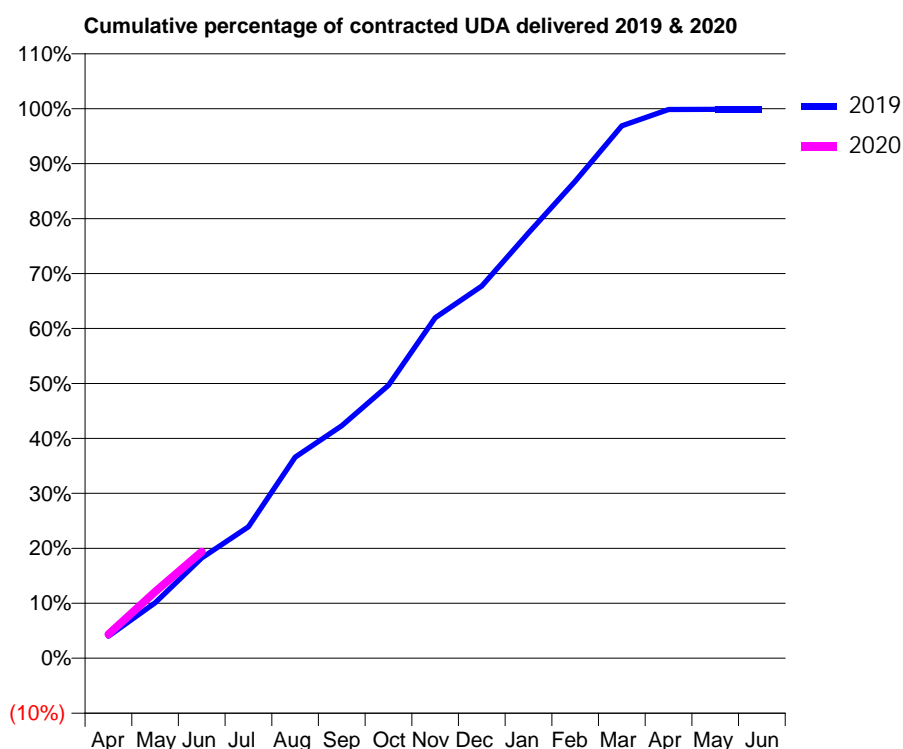
19/20 Contracted general activity (UDA)	18,053
Carry forward general activity (UDA)	0
19/20 Contracted orthodontic activity (UOA)	0
Carry forward orthodontic activity (UOA)	0
Baseline contract value	£564,713.47

ACCESS*

Patients seen in 24 months	Total	Change since previous quarter
Quarter ending June 2018	5,792	
Quarter ending September 2018	5,762	→
Quarter ending December 2018	5,819	→
Quarter ending March 2019	5,849	→
Quarter ending June 2019	5,866	→
Variance since June 2018	1.3%	→



ACTIVITY



Month	2019	2020
April	725	785
May	1,819	2,185
June	3,296	3,498
July	4,316	
August	6,608	
September	7,639	
October	8,966	
November	11,186	
December	12,227	
January	13,974	
February	15,668	
March	17,492	
April	18,026	
May	18,028	
June	18,029	

QUALITY

	Quantity	Base Number	Contract	AT	Region	England
% of FP17s for the same patient ID Re-attending within 3 months - Children	17	493	3.4%	8.9%	10.6%	11.4%
% of FP17s for the same patient ID Re-attending within 3 months - Adults	265	1,818	14.6%	14.9%	15.2%	15.4%
% of FP17s for the same patient ID Re-attending between 3 & 9 months - Children	362	493	73.4%	61.6%	62.3%	59.8%
% of FP17s for the same patient ID Re-attending between 3 & 9 months - Adults	1,219	1,818	67.1%	52.9%	53.3%	52.1%
% of FP17s for Band 1 Urgent Courses	215	2,057	10.5%	9.3%	9.7%	9.2%
% of FP17s Relating to Free Repair or Replacements	36	2,057	1.8%	0.5%	0.6%	0.7%
% of FP17s Relating to Continuations	26	2,057	1.3%	0.7%	0.8%	0.8%
% of Patients satisfied with the dentistry they have received	4	4	N/A	93.6%	93.4%	93.4%
% of Patients satisfied with the time they had to wait for an appointment	3	4	N/A	89.3%	86.8%	87.6%

* This is based on patients treated on this contract for their most recent course of treatment.

Figures in italics indicate the base number of FP17s or Patient Questionnaire responses are less than 100. N/A is shown where the base number of responses is less than 10 during the period. % is calculated as Quantity/Base number*100

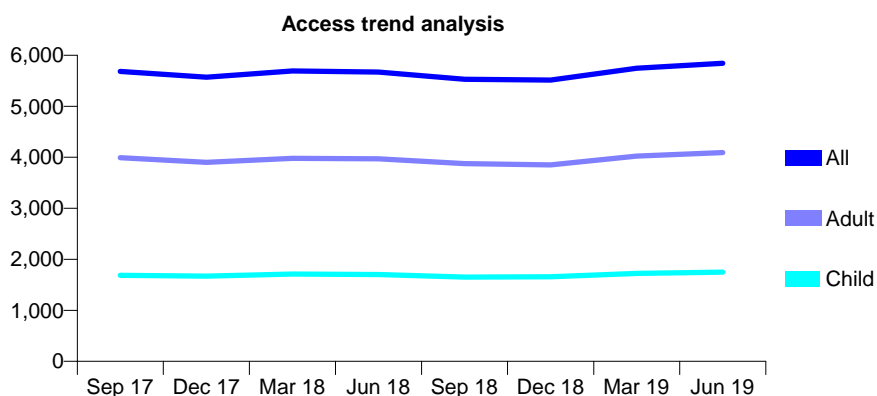
Q68 - Vital Signs At a Glance Contract Report for 234745/0001 - June 2019

Name or company name	MR KH NASSER
Contract type name	GDS Contract
Purpose of contract	General
Contract start date	01/04/2006
Contract end date	

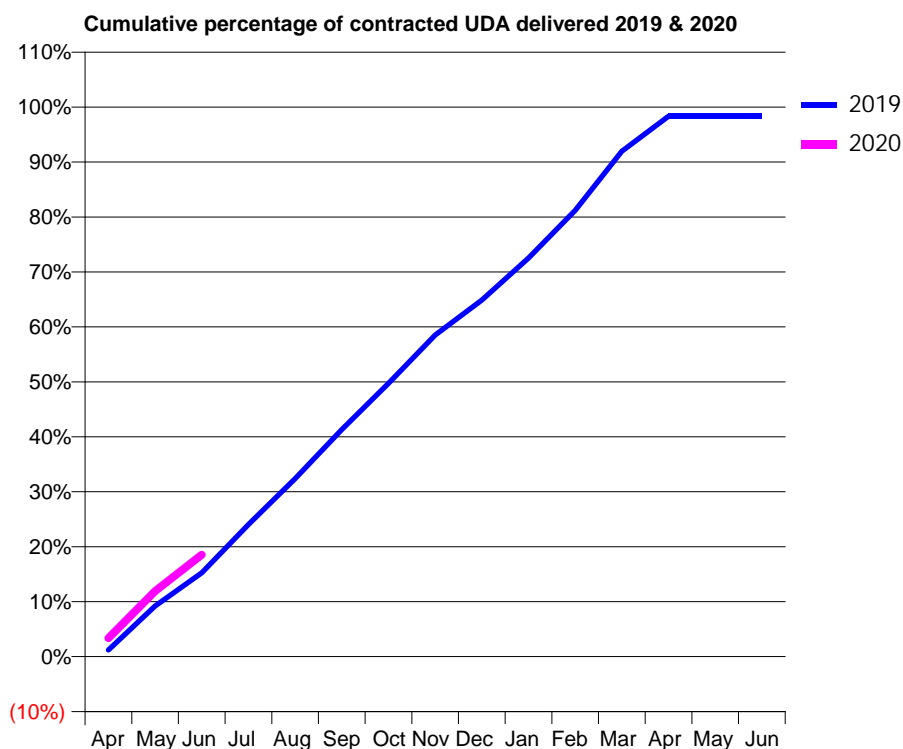
19/20 Contracted general activity (UDA)	14,942
Carry forward general activity (UDA)	0
19/20 Contracted orthodontic activity (UOA)	0
Carry forward orthodontic activity (UOA)	0
Baseline contract value	£404,425.48

ACCESS*

Patients seen in 24 months	Total	Change since previous quarter
Quarter ending June 2018	5,670	
Quarter ending September 2018	5,527	↓
Quarter ending December 2018	5,513	→
Quarter ending March 2019	5,746	↑
Quarter ending June 2019	5,841	→
Variance since June 2018	3.0%	↑



ACTIVITY



Month	Adjusted Scheduled Activity (UDA)	
	2019	2020
April	181	501
May	1,378	1,783
June	2,277	2,768
July	3,590	
August	4,844	
September	6,173	
October	7,432	
November	8,745	
December	9,694	
January	10,836	
February	12,133	
March	13,741	
April	14,694	
May	14,695	
June	14,694	

QUALITY

	Quantity	Base Number	Contract	AT	Region	England
% of FP17s for the same patient ID Re-attending within 3 months - Children	31	674	4.6%	8.9%	10.6%	11.4%
% of FP17s for the same patient ID Re-attending within 3 months - Adults	148	1,355	10.9%	14.9%	15.2%	15.4%
% of FP17s for the same patient ID Re-attending between 3 & 9 months - Children	424	674	62.9%	61.6%	62.3%	59.8%
% of FP17s for the same patient ID Re-attending between 3 & 9 months - Adults	779	1,355	57.5%	52.9%	53.3%	52.1%
% of FP17s for Band 1 Urgent Courses	143	1,618	8.8%	9.3%	9.7%	9.2%
% of FP17s Relating to Free Repair or Replacements	6	1,618	0.4%	0.5%	0.6%	0.7%
% of FP17s Relating to Continuations	2	1,618	0.1%	0.7%	0.8%	0.8%
% of Patients satisfied with the dentistry they have received	3	3	N/A	93.6%	93.4%	93.4%
% of Patients satisfied with the time they had to wait for an appointment	2	3	N/A	89.3%	86.8%	87.6%

* This is based on patients treated on this contract for their most recent course of treatment. Figures in italics indicate the base number of FP17s or Patient Questionnaire responses are less than 100. N/A is shown where the base number of responses is less than 10 during the period. % is calculated as Quantity/Base number*100

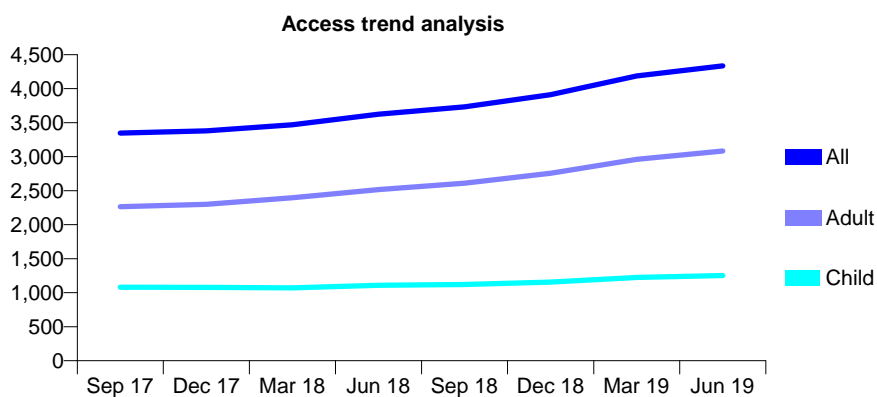
Q68 - Vital Signs At a Glance Contract Report for 238392/0001 - June 2019

Name or company name	MR VS AMIN
Contract type name	GDS Contract
Purpose of contract	General
Contract start date	01/04/2006
Contract end date	

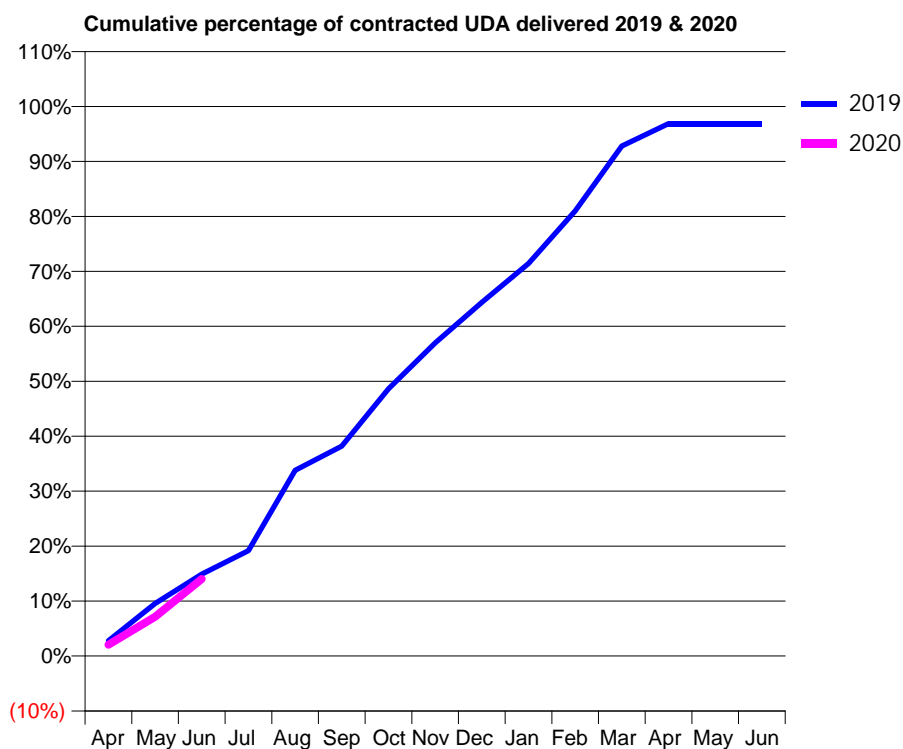
19/20 Contracted general activity (UDA)	10,000
Carry forward general activity (UDA)	0
19/20 Contracted orthodontic activity (UOA)	0
Carry forward orthodontic activity (UOA)	0
Baseline contract value	£242,362.18

ACCESS*

Patients seen in 24 months	Total	Change since previous quarter
Quarter ending June 2018	3,625	
Quarter ending September 2018	3,732	↑
Quarter ending December 2018	3,911	↑
Quarter ending March 2019	4,187	↑
Quarter ending June 2019	4,337	↑
Variance since June 2018	19.6%	↑



ACTIVITY



Month	Adjusted Scheduled Activity (UDA)	
	2019	2020
April	279	205
May	957	715
June	1,489	1,403
July	1,919	
August	3,379	
September	3,818	
October	4,863	
November	5,696	
December	6,435	
January	7,144	
February	8,101	
March	9,282	
April	9,689	
May	9,689	
June	9,689	

QUALITY

	Quantity	Base Number	Contract	AT	Region	England
% of FP17s for the same patient ID Re-attending within 3 months - Children	11	406	2.7%	8.9%	10.6%	11.4%
% of FP17s for the same patient ID Re-attending within 3 months - Adults	90	938	9.6%	14.9%	15.2%	15.4%
% of FP17s for the same patient ID Re-attending between 3 & 9 months - Children	277	406	68.2%	61.6%	62.3%	59.8%
% of FP17s for the same patient ID Re-attending between 3 & 9 months - Adults	567	938	60.4%	52.9%	53.3%	52.1%
% of FP17s for Band 1 Urgent Courses	78	977	8.0%	9.3%	9.7%	9.2%
% of FP17s Relating to Free Repair or Replacements	1	977	0.1%	0.5%	0.6%	0.7%
% of FP17s Relating to Continuations	2	977	0.2%	0.7%	0.8%	0.8%
% of Patients satisfied with the dentistry they have received	1	1	N/A	93.6%	93.4%	93.4%
% of Patients satisfied with the time they had to wait for an appointment	0	1	N/A	89.3%	86.8%	87.6%

* This is based on patients treated on this contract for their most recent course of treatment. Figures in italics indicate the base number of FP17s or Patient Questionnaire responses are less than 100. N/A is shown where the base number of responses is less than 10 during the period. % is calculated as Quantity/Base number*100

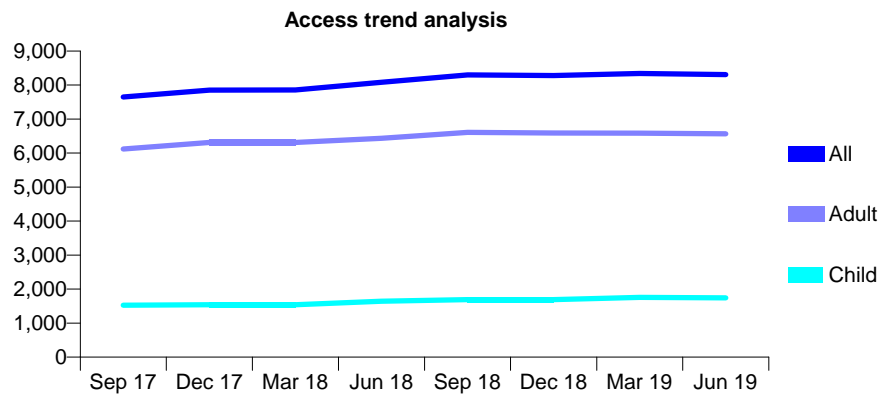
Q68 - Vital Signs At a Glance Contract Report for 238783/0003 - June 2019

Name or company name	Total Dentalcare Partnership
Contract type name	GDS Contract
Purpose of contract	General
Contract start date	01/04/2006
Contract end date	

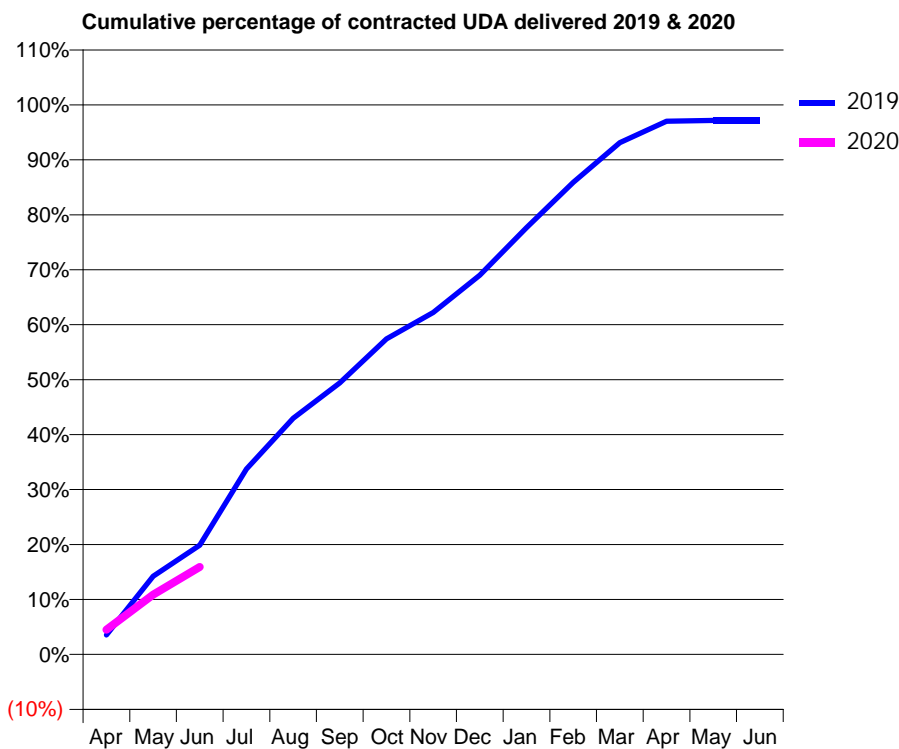
19/20 Contracted general activity (UDA)	27,623
Carry forward general activity (UDA)	0
19/20 Contracted orthodontic activity (UOA)	0
Carry forward orthodontic activity (UOA)	0
Baseline contract value	£756,401.28

ACCESS*

Patients seen in 24 months	Total	Change since previous quarter
Quarter ending June 2018	8,084	
Quarter ending September 2018	8,300	↑
Quarter ending December 2018	8,282	→
Quarter ending March 2019	8,344	→
Quarter ending June 2019	8,309	→
Variance since June 2018	2.8%	↑



ACTIVITY



Month	2019	2020
April	981	1,244
May	3,931	3,007
June	5,491	4,396
July	9,319	
August	11,870	
September	13,651	
October	15,857	
November	17,187	
December	19,064	
January	21,455	
February	23,723	
March	25,725	
April	26,796	
May	26,835	
June	26,835	

QUALITY

	Quantity	Base Number	Contract	AT	Region	England
% of FP17s for the same patient ID Re-attending within 3 months - Children	31	455	6.8%	8.9%	10.6%	11.4%
% of FP17s for the same patient ID Re-attending within 3 months - Adults	265	1,706	15.5%	14.9%	15.2%	15.4%
% of FP17s for the same patient ID Re-attending between 3 & 9 months - Children	205	455	45.1%	61.6%	62.3%	59.8%
% of FP17s for the same patient ID Re-attending between 3 & 9 months - Adults	705	1,706	41.3%	52.9%	53.3%	52.1%
% of FP17s for Band 1 Urgent Courses	196	1,769	11.1%	9.3%	9.7%	9.2%
% of FP17s Relating to Free Repair or Replacements	12	1,769	0.7%	0.5%	0.6%	0.7%
% of FP17s Relating to Continuations	37	1,769	2.1%	0.7%	0.8%	0.8%
% of Patients satisfied with the dentistry they have received	5	5	N/A	93.6%	93.4%	93.4%
% of Patients satisfied with the time they had to wait for an appointment	5	5	N/A	89.3%	86.8%	87.6%

* This is based on patients treated on this contract for their most recent course of treatment. Figures in italics indicate the base number of FP17s or Patient Questionnaire responses are less than 100. N/A is shown where the base number of responses is less than 10 during the period. % is calculated as Quantity/Base number*100

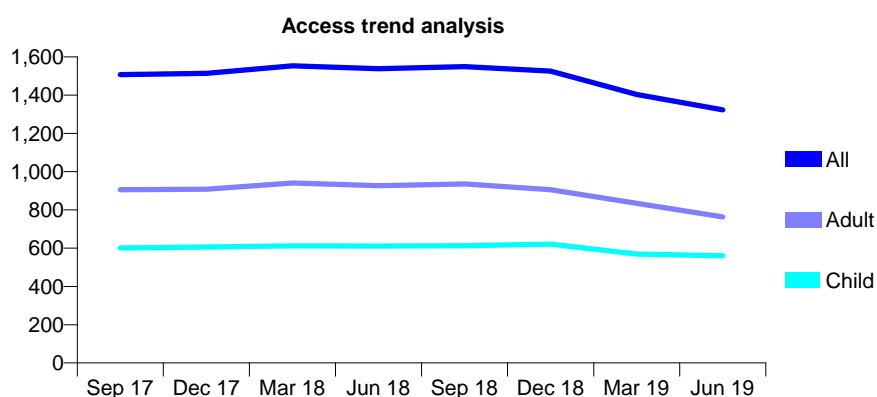
Q68 - Vital Signs At a Glance Contract Report for 239410/0001 - June 2019

Name or company name	High Street Medical Dental
Contract type name	GDS Contract
Purpose of contract	General
Contract start date	01/04/2006
Contract end date	

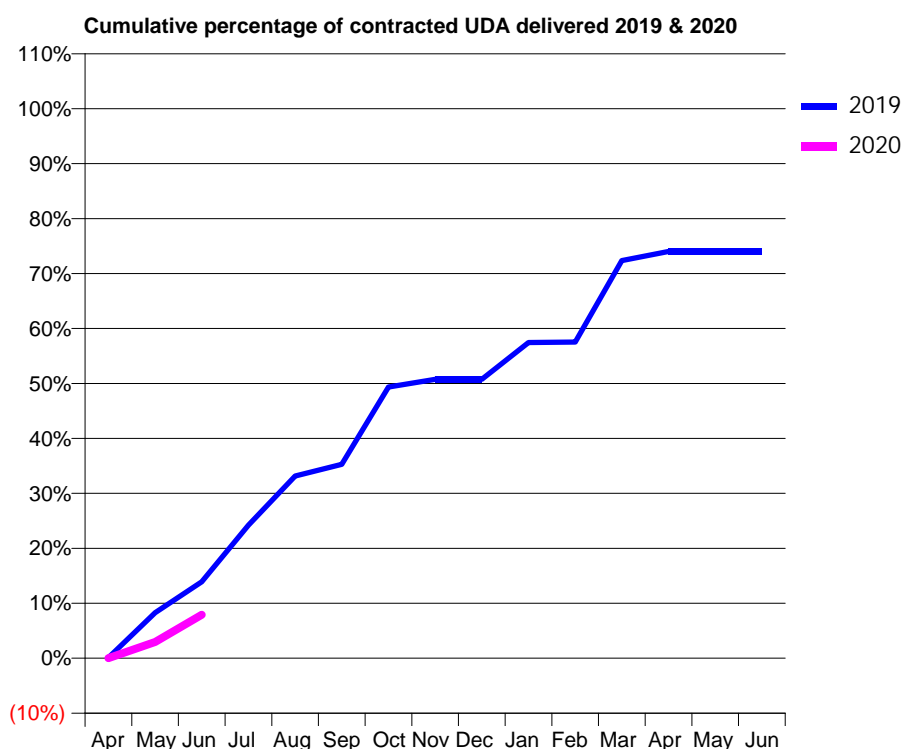
19/20 Contracted general activity (UDA)	5,806
Carry forward general activity (UDA)	0
19/20 Contracted orthodontic activity (UOA)	0
Carry forward orthodontic activity (UOA)	0
Baseline contract value	£147,722.06

ACCESS*

Patients seen in 24 months	Total	Change since previous quarter
Quarter ending June 2018	1,538	
Quarter ending September 2018	1,549	→
Quarter ending December 2018	1,526	↓
Quarter ending March 2019	1,404	↓
Quarter ending June 2019	1,323	↓
Variance since June 2018	(14.0%)	↓



ACTIVITY



Month	2019	2020
April	7	0
May	481	172
June	808	459
July	1,405	
August	1,926	
September	2,048	
October	2,865	
November	2,947	
December	2,947	
January	3,336	
February	3,339	
March	4,201	
April	4,297	
May	4,297	
June	4,297	

QUALITY

	Quantity	Base Number	Contract	AT	Region	England
% of FP17s for the same patient ID Re-attending within 3 months - Children	0	98	0.0%	8.9%	10.6%	11.4%
% of FP17s for the same patient ID Re-attending within 3 months - Adults	4	72	5.6%	14.9%	15.2%	15.4%
% of FP17s for the same patient ID Re-attending between 3 & 9 months - Children	36	98	36.7%	61.6%	62.3%	59.8%
% of FP17s for the same patient ID Re-attending between 3 & 9 months - Adults	21	72	29.2%	52.9%	53.3%	52.1%
% of FP17s for Band 1 Urgent Courses	6	145	4.1%	9.3%	9.7%	9.2%
% of FP17s Relating to Free Repair or Replacements	0	145	0.0%	0.5%	0.6%	0.7%
% of FP17s Relating to Continuations	0	145	0.0%	0.7%	0.8%	0.8%
% of Patients satisfied with the dentistry they have received	0	0	N/A	93.6%	93.4%	93.4%
% of Patients satisfied with the time they had to wait for an appointment	0	0	N/A	89.3%	86.8%	87.6%

* This is based on patients treated on this contract for their most recent course of treatment.

Figures in italics indicate the base number of FP17s or Patient Questionnaire responses are less than 100. N/A is shown where the base number of responses is less than 10 during the period. % is calculated as Quantity/Base number*100

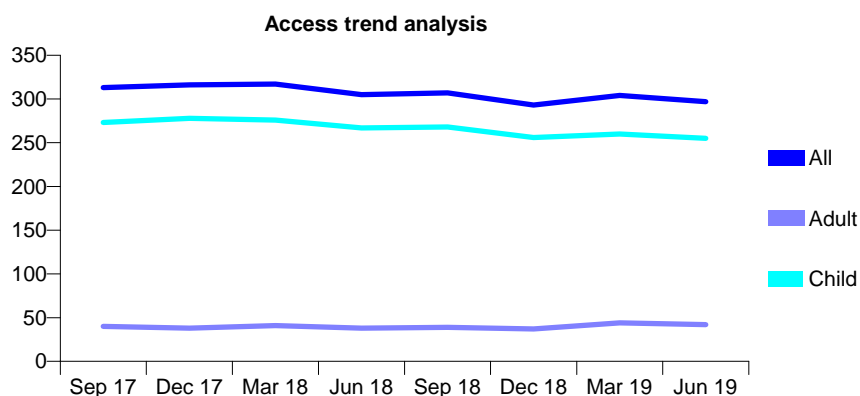
Q68 - Vital Signs At a Glance Contract Report for 239437/0001 - June 2019

Name or company name	MR JT DOWNEY
Contract type name	GDS Contract
Purpose of contract	General
Contract start date	01/04/2006
Contract end date	

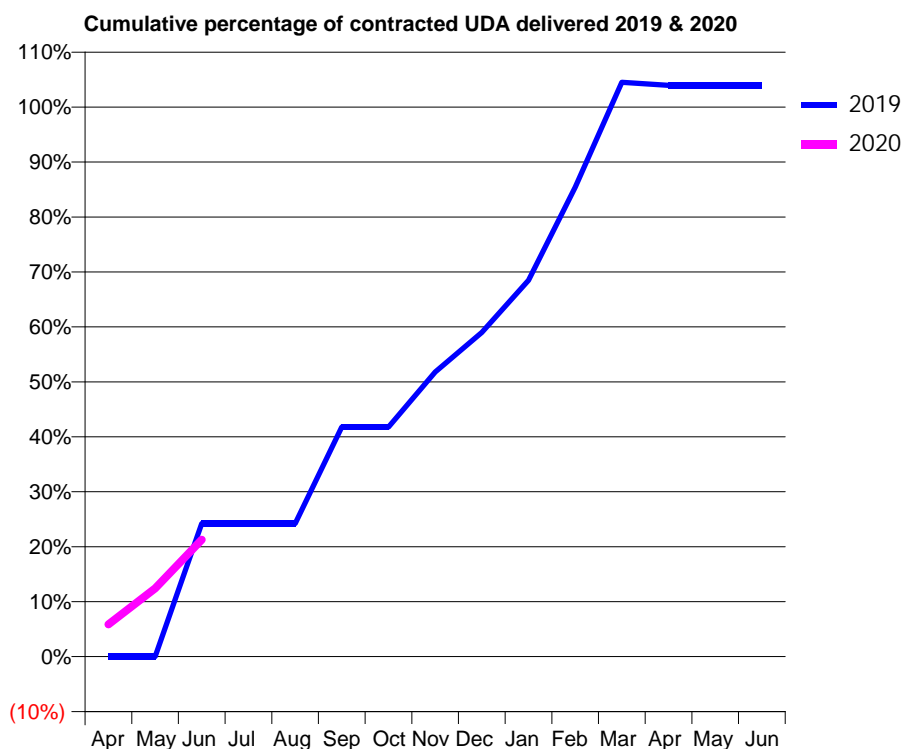
19/20 Contracted general activity (UDA)	475
Carry forward general activity (UDA)	0
19/20 Contracted orthodontic activity (UOA)	0
Carry forward orthodontic activity (UOA)	0
Baseline contract value	£13,120.39

ACCESS*

Patients seen in 24 months	Total	Change since previous quarter
Quarter ending June 2018	305	
Quarter ending September 2018	307	→
Quarter ending December 2018	293	↓
Quarter ending March 2019	304	↑
Quarter ending June 2019	297	↓
Variance since June 2018	(2.6%)	↓



ACTIVITY



Month	Adjusted Scheduled Activity (UDA)	
	2019	2020
April	0	28
May	0	59
June	115	101
July	115	
August	115	
September	198	
October	198	
November	246	
December	280	
January	325	
February	406	
March	496	
April	494	
May	494	
June	494	

QUALITY

	Quantity	Base Number	Contract	AT	Region	England
% of FP17s for the same patient ID Re-attending within 3 months - Children	4	85	4.7%	8.9%	10.6%	11.4%
% of FP17s for the same patient ID Re-attending within 3 months - Adults	0	3	0.0%	14.9%	15.2%	15.4%
% of FP17s for the same patient ID Re-attending between 3 & 9 months - Children	50	85	58.8%	61.6%	62.3%	59.8%
% of FP17s for the same patient ID Re-attending between 3 & 9 months - Adults	3	3	100.0%	52.9%	53.3%	52.1%
% of FP17s for Band 1 Urgent Courses	0	80	0.0%	9.3%	9.7%	9.2%
% of FP17s Relating to Free Repair or Replacements	0	80	0.0%	0.5%	0.6%	0.7%
% of FP17s Relating to Continuations	0	80	0.0%	0.7%	0.8%	0.8%
% of Patients satisfied with the dentistry they have received	0	0	N/A	93.6%	93.4%	93.4%
% of Patients satisfied with the time they had to wait for an appointment	0	0	N/A	89.3%	86.8%	87.6%

* This is based on patients treated on this contract for their most recent course of treatment. Figures in italics indicate the base number of FP17s or Patient Questionnaire responses are less than 100. N/A is shown where the base number of responses is less than 10 during the period. % is calculated as Quantity/Base number*100

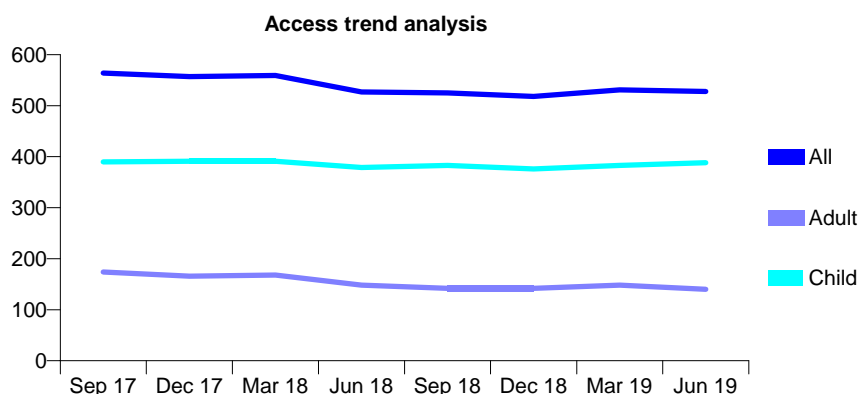
Q68 - Vital Signs At a Glance Contract Report for 239461/0001 - June 2019

Name or company name	MR SW GREAVES
Contract type name	GDS Contract
Purpose of contract	General
Contract start date	18/06/2012
Contract end date	

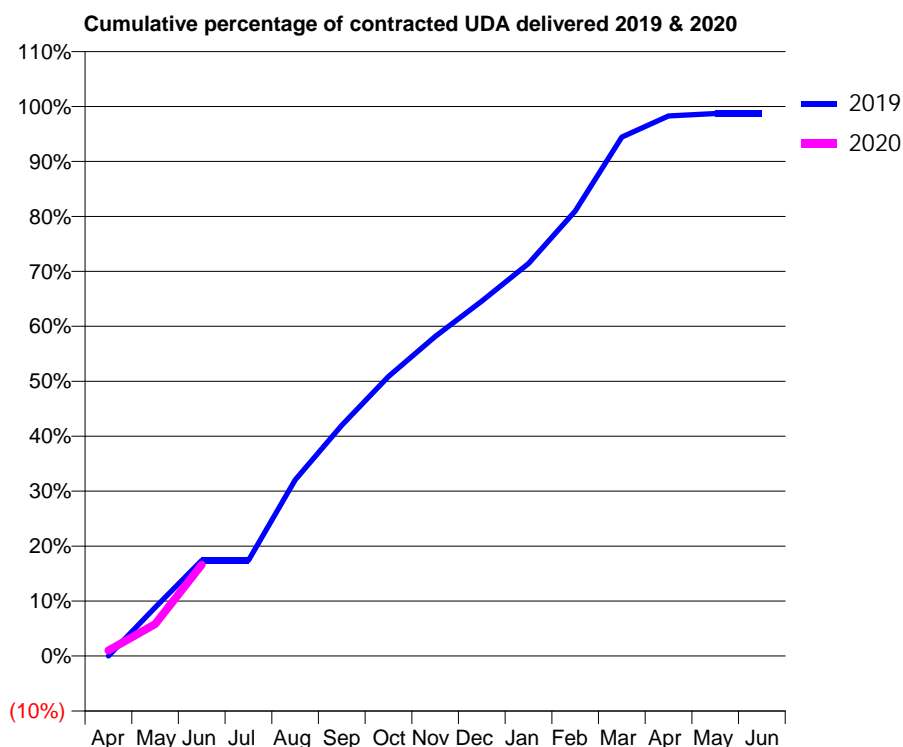
19/20 Contracted general activity (UDA)	1,000
Carry forward general activity (UDA)	0
19/20 Contracted orthodontic activity (UOA)	0
Carry forward orthodontic activity (UOA)	0
Baseline contract value	£23,005.75

ACCESS*

Patients seen in 24 months	Total	Change since previous quarter
Quarter ending June 2018	527	
Quarter ending September 2018	525	→
Quarter ending December 2018	518	↓
Quarter ending March 2019	531	↑
Quarter ending June 2019	528	→
Variance since June 2018	0.2%	→



ACTIVITY



Month	Adjusted Scheduled Activity (UDA)	
	2019	2020
April	0	10
May	88	58
June	174	166
July	174	
August	320	
September	420	
October	509	
November	582	
December	646	
January	714	
February	810	
March	944	
April	983	
May	987	
June	987	

QUALITY

	Quantity	Base Number	Contract	AT	Region	England
% of FP17s for the same patient ID Re-attending within 3 months - Children	9	144	6.3%	8.9%	10.6%	11.4%
% of FP17s for the same patient ID Re-attending within 3 months - Adults	2	23	8.7%	14.9%	15.2%	15.4%
% of FP17s for the same patient ID Re-attending between 3 & 9 months - Children	92	144	63.9%	61.6%	62.3%	59.8%
% of FP17s for the same patient ID Re-attending between 3 & 9 months - Adults	13	23	56.5%	52.9%	53.3%	52.1%
% of FP17s for Band 1 Urgent Courses	1	131	0.8%	9.3%	9.7%	9.2%
% of FP17s Relating to Free Repair or Replacements	0	131	0.0%	0.5%	0.6%	0.7%
% of FP17s Relating to Continuations	0	131	0.0%	0.7%	0.8%	0.8%
% of Patients satisfied with the dentistry they have received	0	0	N/A	93.6%	93.4%	93.4%
% of Patients satisfied with the time they had to wait for an appointment	0	0	N/A	89.3%	86.8%	87.6%

* This is based on patients treated on this contract for their most recent course of treatment. Figures in italics indicate the base number of FP17s or Patient Questionnaire responses are less than 100. N/A is shown where the base number of responses is less than 10 during the period. % is calculated as Quantity/Base number*100

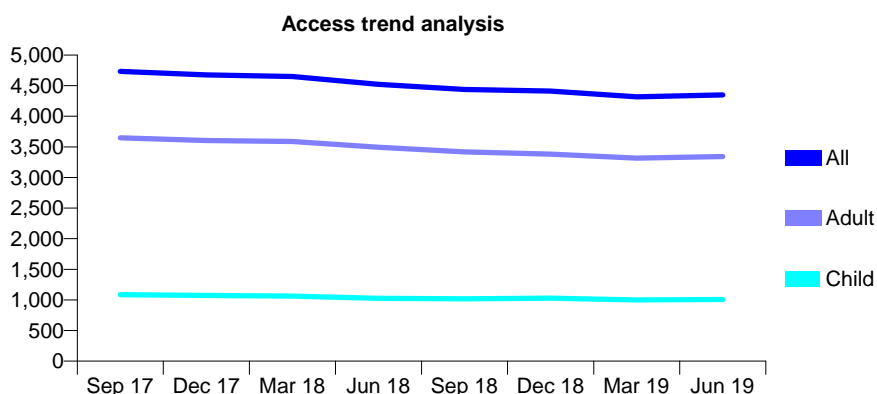
Q68 - Vital Signs At a Glance Contract Report for 241423/0002 - June 2019

Name or company name	MR R SIVA
Contract type name	GDS Contract
Purpose of contract	General
Contract start date	01/12/2007
Contract end date	

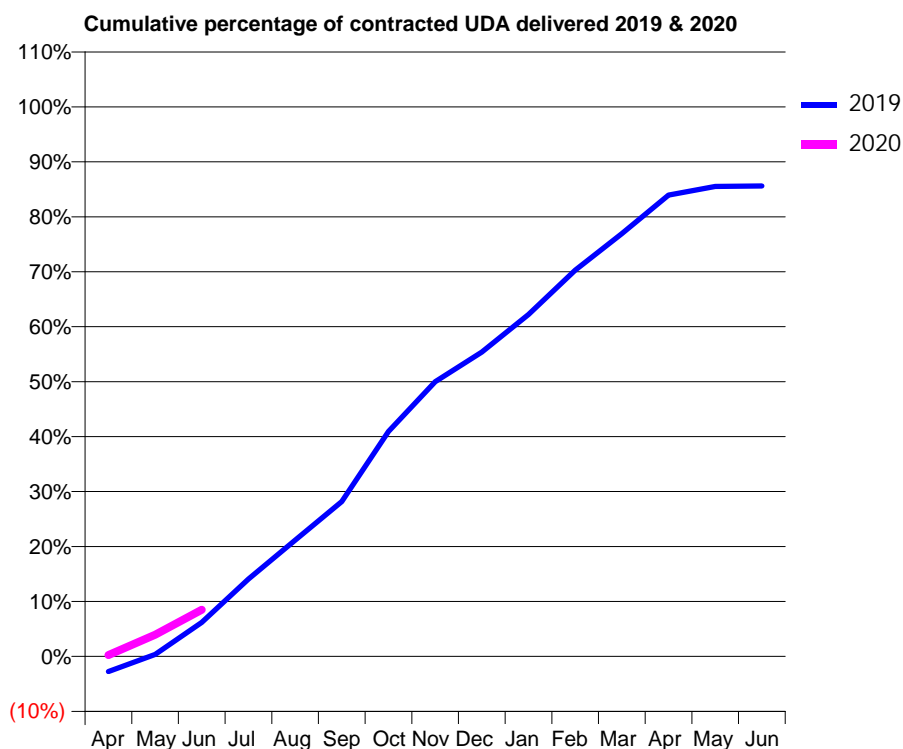
19/20 Contracted general activity (UDA)	15,100
Carry forward general activity (UDA)	0
19/20 Contracted orthodontic activity (UOA)	0
Carry forward orthodontic activity (UOA)	0
Baseline contract value	£368,778.24

ACCESS*

Patients seen in 24 months	Total	Change since previous quarter
Quarter ending June 2018	4,522	
Quarter ending September 2018	4,437	↓
Quarter ending December 2018	4,412	→
Quarter ending March 2019	4,317	↓
Quarter ending June 2019	4,350	→
Variance since June 2018	(3.8%)	↓



ACTIVITY



Month	2019	2020
April	-421	39
May	58	596
June	936	1,282
July	2,128	
August	3,194	
September	4,258	
October	6,179	
November	7,546	
December	8,363	
January	9,395	
February	10,614	
March	11,616	
April	12,678	
May	12,913	
June	12,926	

QUALITY

	Quantity	Base Number	Contract	AT	Region	England
% of FP17s for the same patient ID Re-attending within 3 months - Children	22	299	7.4%	8.9%	10.6%	11.4%
% of FP17s for the same patient ID Re-attending within 3 months - Adults	144	897	16.1%	14.9%	15.2%	15.4%
% of FP17s for the same patient ID Re-attending between 3 & 9 months - Children	166	299	55.5%	61.6%	62.3%	59.8%
% of FP17s for the same patient ID Re-attending between 3 & 9 months - Adults	384	897	42.8%	52.9%	53.3%	52.1%
% of FP17s for Band 1 Urgent Courses	97	707	13.7%	9.3%	9.7%	9.2%
% of FP17s Relating to Free Repair or Replacements	1	707	0.1%	0.5%	0.6%	0.7%
% of FP17s Relating to Continuations	1	707	0.1%	0.7%	0.8%	0.8%
% of Patients satisfied with the dentistry they have received	6	6	N/A	93.6%	93.4%	93.4%
% of Patients satisfied with the time they had to wait for an appointment	6	6	N/A	89.3%	86.8%	87.6%

* This is based on patients treated on this contract for their most recent course of treatment. Figures in italics indicate the base number of FP17s or Patient Questionnaire responses are less than 100. N/A is shown where the base number of responses is less than 10 during the period. % is calculated as Quantity/Base number*100

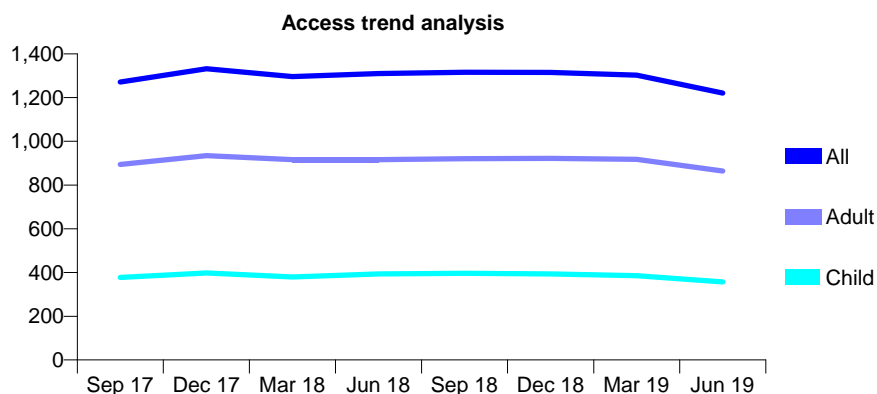
Q68 - Vital Signs At a Glance Contract Report for 245003/0001 - June 2019

Name or company name	MR K ABODI
Contract type name	GDS Contract
Purpose of contract	General
Contract start date	01/04/2006
Contract end date	

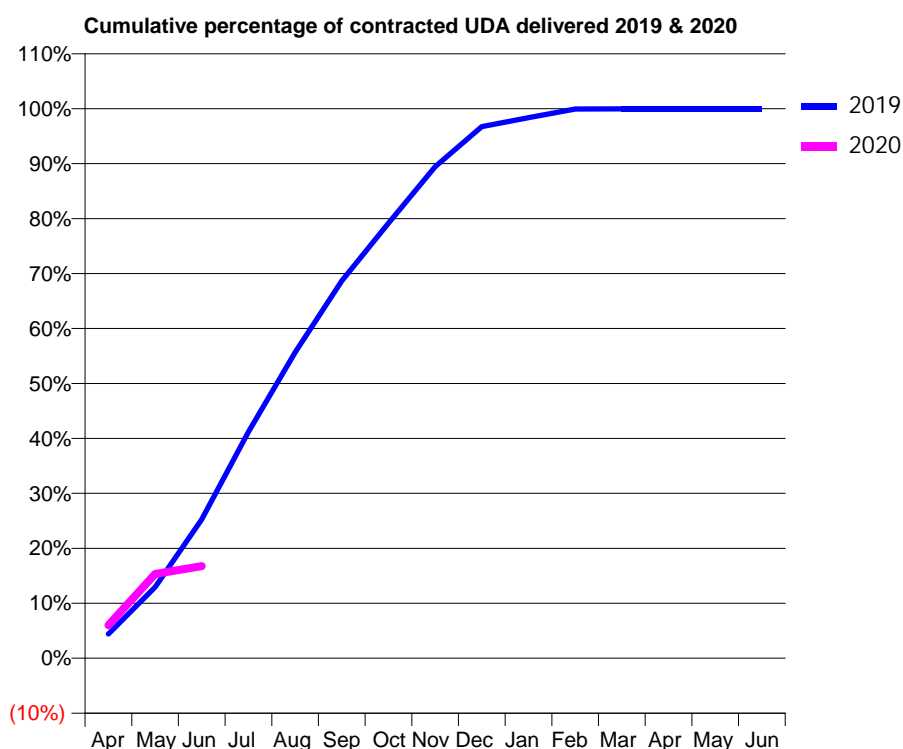
19/20 Contracted general activity (UDA)	2,477
Carry forward general activity (UDA)	0
19/20 Contracted orthodontic activity (UOA)	0
Carry forward orthodontic activity (UOA)	0
Baseline contract value	£62,719.37

ACCESS*

Patients seen in 24 months	Total	Change since previous quarter
Quarter ending June 2018	1,310	
Quarter ending September 2018	1,316	→
Quarter ending December 2018	1,315	→
Quarter ending March 2019	1,303	→
Quarter ending June 2019	1,221	↓
Variance since June 2018	(6.8%)	↓



ACTIVITY



Month	2019	2020
April	109	149
May	321	380
June	626	415
July	1,020	
August	1,379	
September	1,701	
October	1,961	
November	2,215	
December	2,395	
January	2,436	
February	2,475	
March	2,476	
April	2,476	
May	2,476	
June	2,476	

QUALITY

	Quantity	Base Number	Contract	AT	Region	England
% of FP17s for the same patient ID Re-attending within 3 months - Children	3	150	2.0%	8.9%	10.6%	11.4%
% of FP17s for the same patient ID Re-attending within 3 months - Adults	1	116	0.9%	14.9%	15.2%	15.4%
% of FP17s for the same patient ID Re-attending between 3 & 9 months - Children	93	150	62.0%	61.6%	62.3%	59.8%
% of FP17s for the same patient ID Re-attending between 3 & 9 months - Adults	66	116	56.9%	52.9%	53.3%	52.1%
% of FP17s for Band 1 Urgent Courses	9	266	3.4%	9.3%	9.7%	9.2%
% of FP17s Relating to Free Repair or Replacements	0	266	0.0%	0.5%	0.6%	0.7%
% of FP17s Relating to Continuations	0	266	0.0%	0.7%	0.8%	0.8%
% of Patients satisfied with the dentistry they have received	0	0	N/A	93.6%	93.4%	93.4%
% of Patients satisfied with the time they had to wait for an appointment	0	0	N/A	89.3%	86.8%	87.6%

* This is based on patients treated on this contract for their most recent course of treatment. Figures in italics indicate the base number of FP17s or Patient Questionnaire responses are less than 100. N/A is shown where the base number of responses is less than 10 during the period. % is calculated as Quantity/Base number*100

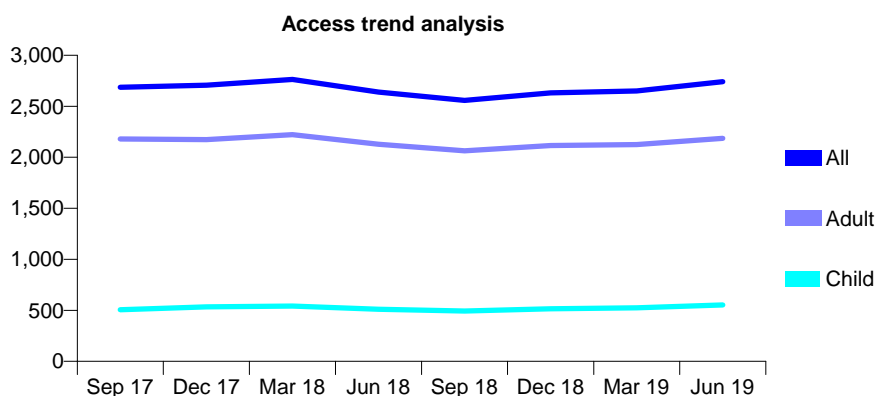
Q68 - Vital Signs At a Glance Contract Report for 249599/0001 - June 2019

Name or company name	Mr Ambrose Ebhohimen
Contract type name	GDS Contract
Purpose of contract	General
Contract start date	01/04/2006
Contract end date	

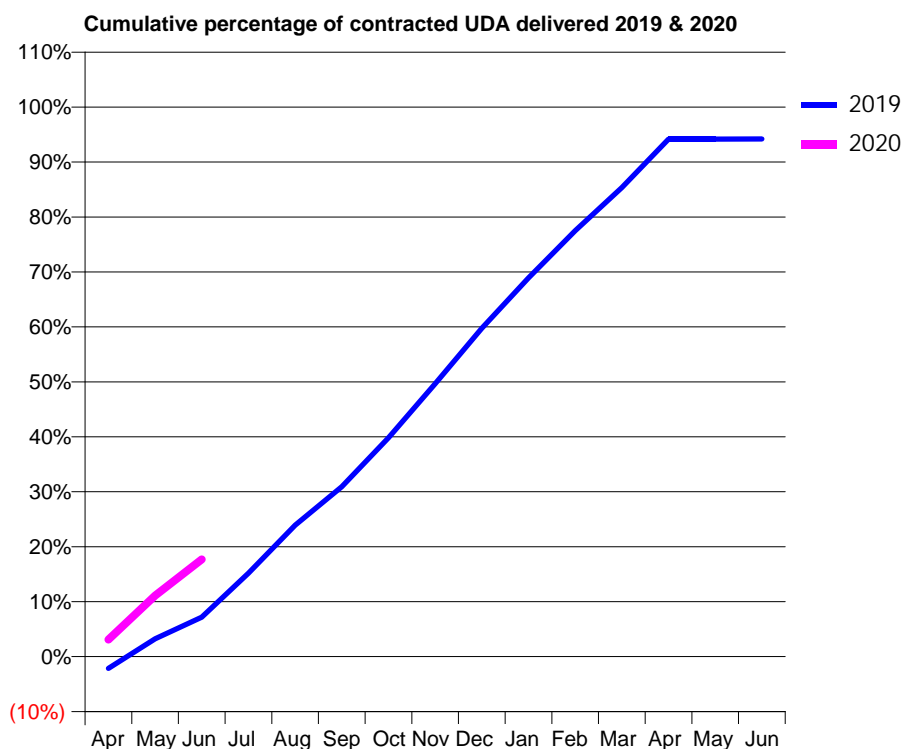
19/20 Contracted general activity (UDA)	9,545
Carry forward general activity (UDA)	0
19/20 Contracted orthodontic activity (UOA)	0
Carry forward orthodontic activity (UOA)	0
Baseline contract value	£219,293.62

ACCESS*

Patients seen in 24 months	Total	Change since previous quarter
Quarter ending June 2018	2,638	
Quarter ending September 2018	2,557	↓
Quarter ending December 2018	2,632	↑
Quarter ending March 2019	2,650	→
Quarter ending June 2019	2,740	↑
Variance since June 2018	3.9%	↑



ACTIVITY



Month	Adjusted Scheduled Activity (UDA)	
	2019	2020
April	-207	294
May	312	1,061
June	687	1,690
July	1,451	
August	2,284	
September	2,950	
October	3,801	
November	4,740	
December	5,701	
January	6,576	
February	7,396	
March	8,145	
April	8,987	
May	8,989	
June	8,990	

QUALITY

	Quantity	Base Number	Contract	AT	Region	England
% of FP17s for the same patient ID Re-attending within 3 months - Children	12	201	6.0%	8.9%	10.6%	11.4%
% of FP17s for the same patient ID Re-attending within 3 months - Adults	115	812	14.2%	14.9%	15.2%	15.4%
% of FP17s for the same patient ID Re-attending between 3 & 9 months - Children	100	201	49.8%	61.6%	62.3%	59.8%
% of FP17s for the same patient ID Re-attending between 3 & 9 months - Adults	466	812	57.4%	52.9%	53.3%	52.1%
% of FP17s for Band 1 Urgent Courses	53	739	7.2%	9.3%	9.7%	9.2%
% of FP17s Relating to Free Repair or Replacements	7	739	0.9%	0.5%	0.6%	0.7%
% of FP17s Relating to Continuations	6	739	0.8%	0.7%	0.8%	0.8%
% of Patients satisfied with the dentistry they have received	3	3	N/A	93.6%	93.4%	93.4%
% of Patients satisfied with the time they had to wait for an appointment	3	3	N/A	89.3%	86.8%	87.6%

* This is based on patients treated on this contract for their most recent course of treatment. Figures in italics indicate the base number of FP17s or Patient Questionnaire responses are less than 100. N/A is shown where the base number of responses is less than 10 during the period. % is calculated as Quantity/Base number*100

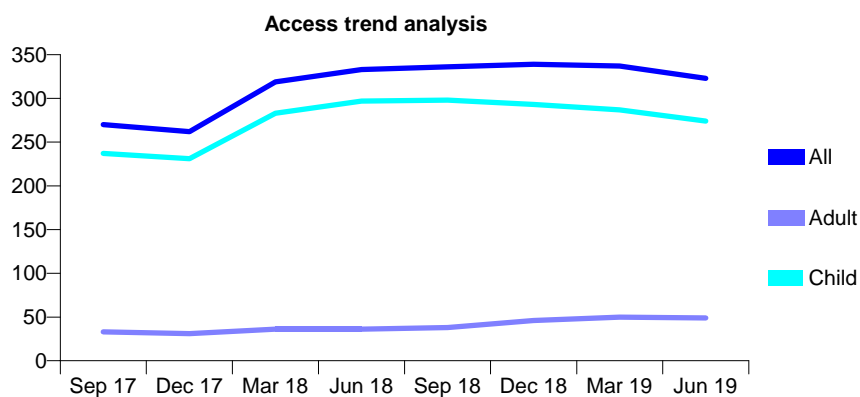
Q68 - Vital Signs At a Glance Contract Report for 250414/0001 - June 2019

Name or company name	MRS EL CLAYTON-JONES
Contract type name	GDS Contract
Purpose of contract	General
Contract start date	01/12/2011
Contract end date	

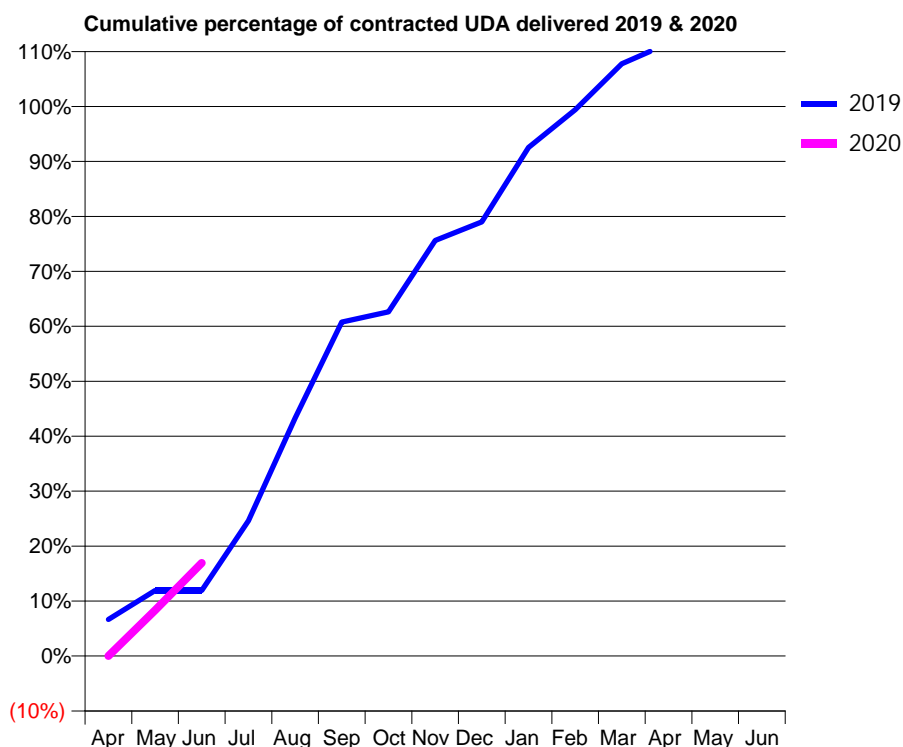
19/20 Contracted general activity (UDA)	480
Carry forward general activity (UDA)	0
19/20 Contracted orthodontic activity (UOA)	0
Carry forward orthodontic activity (UOA)	0
Baseline contract value	£11,040.16

ACCESS*

Patients seen in 24 months	Total	Change since previous quarter
Quarter ending June 2018	333	
Quarter ending September 2018	336	→
Quarter ending December 2018	339	→
Quarter ending March 2019	337	→
Quarter ending June 2019	323	↓
Variance since June 2018	(3.0%)	↓



ACTIVITY



Month	Adjusted Scheduled Activity (UDA)	
	2019	2020
April	32	0
May	57	40
June	57	81
July	118	
August	208	
September	292	
October	301	
November	363	
December	379	
January	444	
February	477	
March	517	
April	535	
May	535	
June	535	

QUALITY

	Quantity	Base Number	Contract	AT	Region	England
% of FP17s for the same patient ID Re-attending within 3 months - Children	4	86	4.7%	8.9%	10.6%	11.4%
% of FP17s for the same patient ID Re-attending within 3 months - Adults	0	5	0.0%	14.9%	15.2%	15.4%
% of FP17s for the same patient ID Re-attending between 3 & 9 months - Children	58	86	67.4%	61.6%	62.3%	59.8%
% of FP17s for the same patient ID Re-attending between 3 & 9 months - Adults	4	5	80.0%	52.9%	53.3%	52.1%
% of FP17s for Band 1 Urgent Courses	1	73	1.4%	9.3%	9.7%	9.2%
% of FP17s Relating to Free Repair or Replacements	0	73	0.0%	0.5%	0.6%	0.7%
% of FP17s Relating to Continuations	0	73	0.0%	0.7%	0.8%	0.8%
% of Patients satisfied with the dentistry they have received	1	1	N/A	93.6%	93.4%	93.4%
% of Patients satisfied with the time they had to wait for an appointment	1	1	N/A	89.3%	86.8%	87.6%

* This is based on patients treated on this contract for their most recent course of treatment. Figures in italics indicate the base number of FP17s or Patient Questionnaire responses are less than 100. N/A is shown where the base number of responses is less than 10 during the period. % is calculated as Quantity/Base number*100

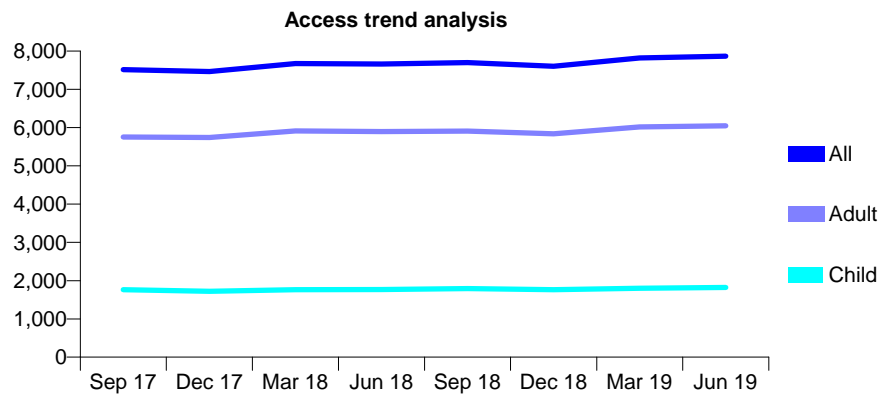
Q68 - Vital Signs At a Glance Contract Report for 251739/0001 - June 2019

Name or company name	MS BS BHATT
Contract type name	GDS Contract
Purpose of contract	General
Contract start date	01/04/2006
Contract end date	

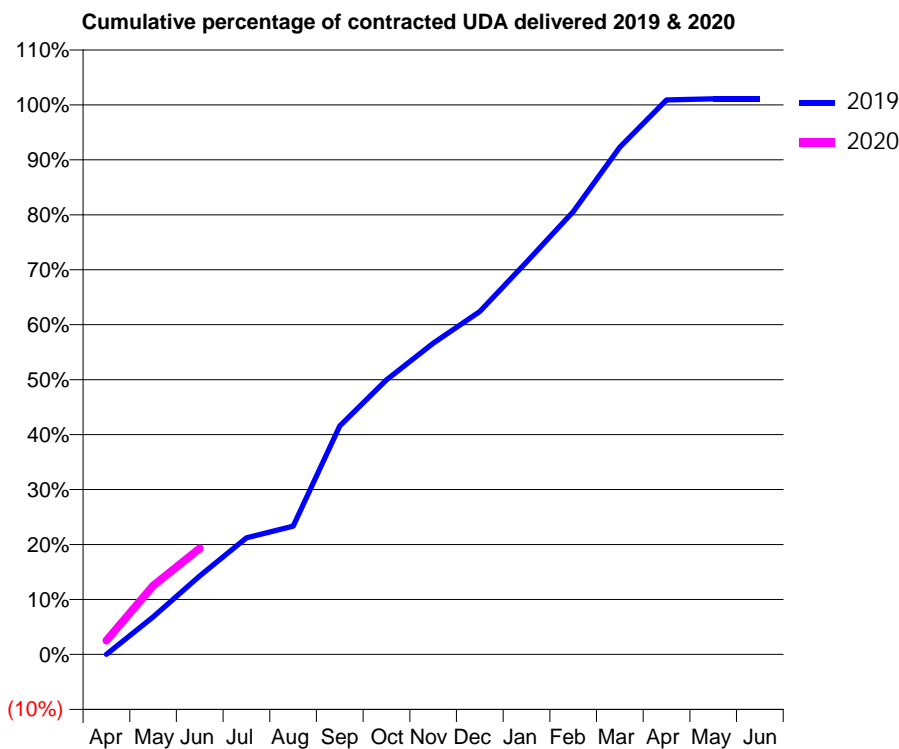
19/20 Contracted general activity (UDA)	16,944
Carry forward general activity (UDA)	0
19/20 Contracted orthodontic activity (UOA)	0
Carry forward orthodontic activity (UOA)	0
Baseline contract value	£389,736.77

ACCESS*

Patients seen in 24 months	Total	Change since previous quarter
Quarter ending June 2018	7,661	
Quarter ending September 2018	7,700	→
Quarter ending December 2018	7,600	↓
Quarter ending March 2019	7,821	↑
Quarter ending June 2019	7,866	→
Variance since June 2018	2.7%	↑



ACTIVITY



Month	Adjusted Scheduled Activity (UDA)	
	2019	2020
April	0	431
May	1,157	2,121
June	2,421	3,270
July	3,597	
August	3,953	
September	7,047	
October	8,462	
November	9,596	
December	10,574	
January	12,094	
February	13,654	
March	15,638	
April	17,096	
May	17,130	
June	17,133	

QUALITY

	Quantity	Base Number	Contract	AT	Region	England
% of FP17s for the same patient ID Re-attending within 3 months - Children	36	649	5.5%	8.9%	10.6%	11.4%
% of FP17s for the same patient ID Re-attending within 3 months - Adults	252	1,976	12.8%	14.9%	15.2%	15.4%
% of FP17s for the same patient ID Re-attending between 3 & 9 months - Children	366	649	56.4%	61.6%	62.3%	59.8%
% of FP17s for the same patient ID Re-attending between 3 & 9 months - Adults	987	1,976	49.9%	52.9%	53.3%	52.1%
% of FP17s for Band 1 Urgent Courses	94	1,818	5.2%	9.3%	9.7%	9.2%
% of FP17s Relating to Free Repair or Replacements	13	1,818	0.7%	0.5%	0.6%	0.7%
% of FP17s Relating to Continuations	0	1,818	0.0%	0.7%	0.8%	0.8%
% of Patients satisfied with the dentistry they have received	5	5	N/A	93.6%	93.4%	93.4%
% of Patients satisfied with the time they had to wait for an appointment	5	5	N/A	89.3%	86.8%	87.6%

* This is based on patients treated on this contract for their most recent course of treatment. Figures in italics indicate the base number of FP17s or Patient Questionnaire responses are less than 100. N/A is shown where the base number of responses is less than 10 during the period. % is calculated as Quantity/Base number*100

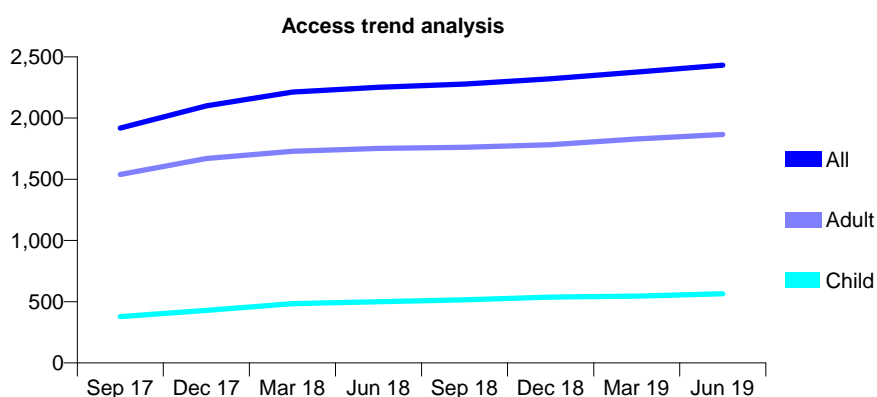
Q68 - Vital Signs At a Glance Contract Report for 252247/0001 - June 2019

Name or company name	MR DI MIHAYLOV
Contract type name	GDS Contract
Purpose of contract	General
Contract start date	01/10/2015
Contract end date	

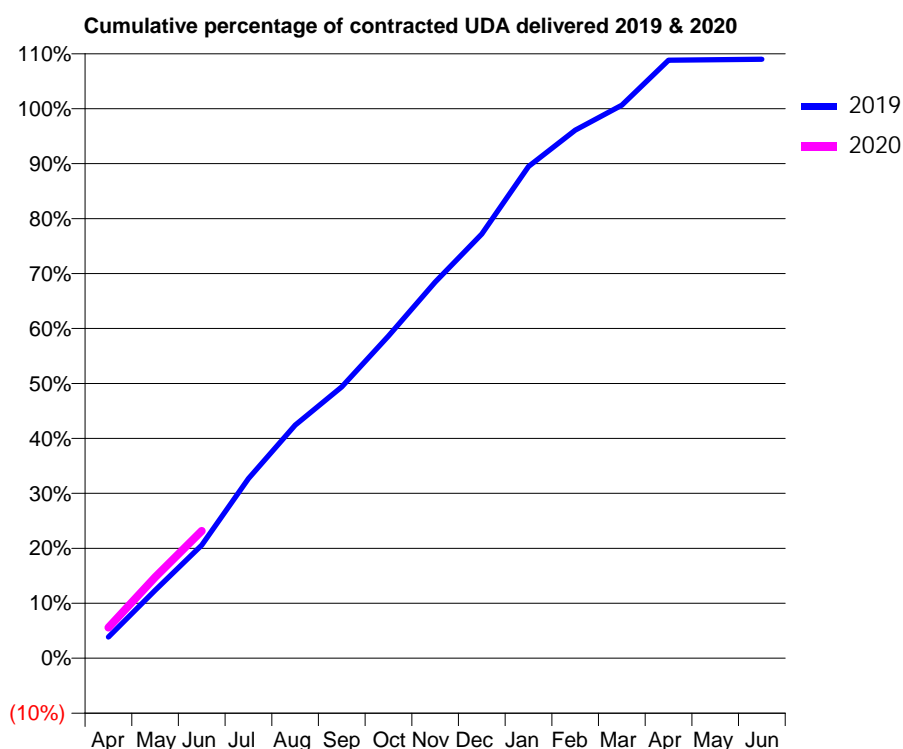
19/20 Contracted general activity (UDA)	6,490
Carry forward general activity (UDA)	0
19/20 Contracted orthodontic activity (UOA)	0
Carry forward orthodontic activity (UOA)	0
Baseline contract value	£154,416.11

ACCESS*

Patients seen in 24 months	Total	Change since previous quarter
Quarter ending June 2018	2,251	
Quarter ending September 2018	2,278	→
Quarter ending December 2018	2,321	→
Quarter ending March 2019	2,375	↑
Quarter ending June 2019	2,432	↑
Variance since June 2018	8.0%	↑



ACTIVITY



Month	2019	2020
April	251	361
May	802	956
June	1,334	1,504
July	2,122	
August	2,752	
September	3,203	
October	3,806	
November	4,442	
December	5,008	
January	5,808	
February	6,237	
March	6,531	
April	7,062	
May	7,067	
June	7,073	

QUALITY

	Quantity	Base Number	Contract	AT	Region	England
% of FP17s for the same patient ID Re-attending within 3 months - Children	17	229	7.4%	8.9%	10.6%	11.4%
% of FP17s for the same patient ID Re-attending within 3 months - Adults	78	682	11.4%	14.9%	15.2%	15.4%
% of FP17s for the same patient ID Re-attending between 3 & 9 months - Children	143	229	62.4%	61.6%	62.3%	59.8%
% of FP17s for the same patient ID Re-attending between 3 & 9 months - Adults	376	682	55.1%	52.9%	53.3%	52.1%
% of FP17s for Band 1 Urgent Courses	60	691	8.7%	9.3%	9.7%	9.2%
% of FP17s Relating to Free Repair or Replacements	0	691	0.0%	0.5%	0.6%	0.7%
% of FP17s Relating to Continuations	8	691	1.2%	0.7%	0.8%	0.8%
% of Patients satisfied with the dentistry they have received	0	0	N/A	93.6%	93.4%	93.4%
% of Patients satisfied with the time they had to wait for an appointment	0	0	N/A	89.3%	86.8%	87.6%

* This is based on patients treated on this contract for their most recent course of treatment.

Figures in italics indicate the base number of FP17s or Patient Questionnaire responses are less than 100. N/A is shown where the base number of responses is less than 10 during the period. % is calculated as Quantity/Base number*100

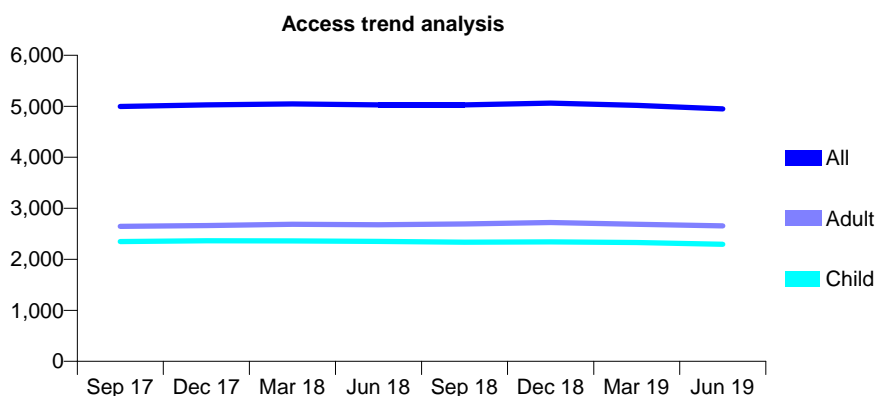
Q68 - Vital Signs At a Glance Contract Report for 253294/0001 - June 2019

Name or company name	MR PA CARR
Contract type name	GDS Contract
Purpose of contract	General
Contract start date	17/02/2015
Contract end date	

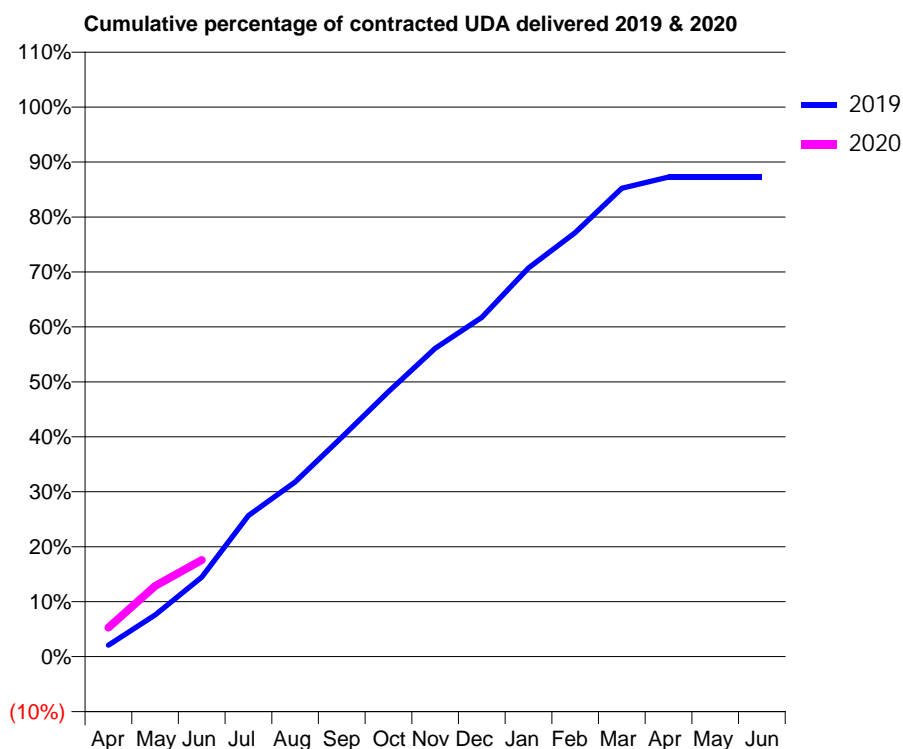
19/20 Contracted general activity (UDA)	12,800
Carry forward general activity (UDA)	0
19/20 Contracted orthodontic activity (UOA)	0
Carry forward orthodontic activity (UOA)	0
Baseline contract value	£295,291.82

ACCESS*

Patients seen in 24 months	Total	Change since previous quarter
Quarter ending June 2018	5,029	
Quarter ending September 2018	5,030	→
Quarter ending December 2018	5,064	→
Quarter ending March 2019	5,017	→
Quarter ending June 2019	4,949	↓
Variance since June 2018	(1.6%)	↓



ACTIVITY



Month	Adjusted Scheduled Activity (UDA)	
	2019	2020
April	265	677
May	970	1,647
June	1,851	2,250
July	3,285	
August	4,071	
September	5,109	
October	6,170	
November	7,181	
December	7,899	
January	9,053	
February	9,876	
March	10,910	
April	11,170	
May	11,170	
June	11,170	

QUALITY

	Quantity	Base Number	Contract	AT	Region	England
% of FP17s for the same patient ID Re-attending within 3 months - Children	81	793	10.2%	8.9%	10.6%	11.4%
% of FP17s for the same patient ID Re-attending within 3 months - Adults	107	742	14.4%	14.9%	15.2%	15.4%
% of FP17s for the same patient ID Re-attending between 3 & 9 months - Children	500	793	63.1%	61.6%	62.3%	59.8%
% of FP17s for the same patient ID Re-attending between 3 & 9 months - Adults	373	742	50.3%	52.9%	53.3%	52.1%
% of FP17s for Band 1 Urgent Courses	126	1,386	9.1%	9.3%	9.7%	9.2%
% of FP17s Relating to Free Repair or Replacements	2	1,386	0.1%	0.5%	0.6%	0.7%
% of FP17s Relating to Continuations	26	1,386	1.9%	0.7%	0.8%	0.8%
% of Patients satisfied with the dentistry they have received	4	4	N/A	93.6%	93.4%	93.4%
% of Patients satisfied with the time they had to wait for an appointment	3	4	N/A	89.3%	86.8%	87.6%

* This is based on patients treated on this contract for their most recent course of treatment. Figures in italics indicate the base number of FP17s or Patient Questionnaire responses are less than 100. N/A is shown where the base number of responses is less than 10 during the period. % is calculated as Quantity/Base number*100

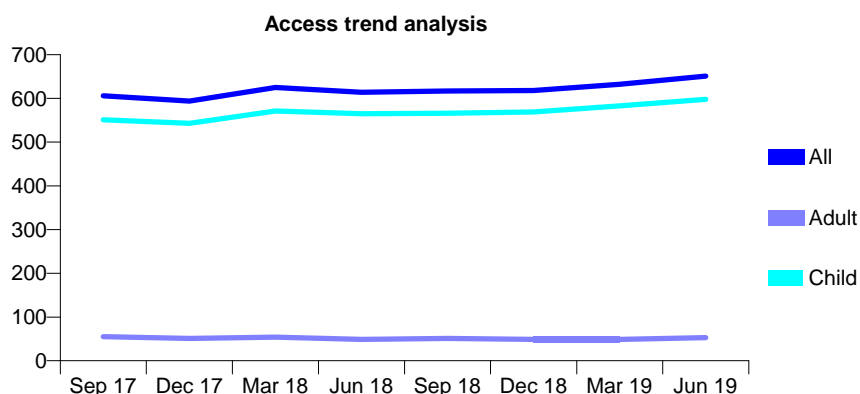
Q68 - Vital Signs At a Glance Contract Report for 253405/0001 - June 2019

Name or company name	MR J BAROTIAN
Contract type name	GDS Contract
Purpose of contract	General
Contract start date	01/04/2006
Contract end date	

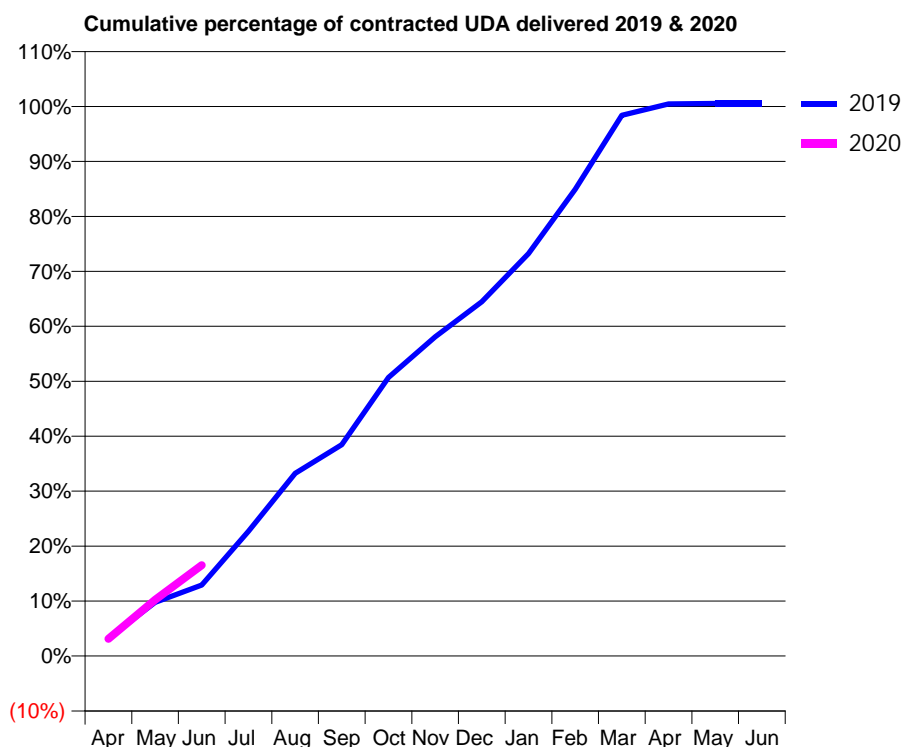
19/20 Contracted general activity (UDA)	1,300
Carry forward general activity (UDA)	0
19/20 Contracted orthodontic activity (UOA)	0
Carry forward orthodontic activity (UOA)	0
Baseline contract value	£34,138.97

ACCESS*

Patients seen in 24 months	Total	Change since previous quarter
Quarter ending June 2018	614	
Quarter ending September 2018	617	→
Quarter ending December 2018	618	→
Quarter ending March 2019	632	↑
Quarter ending June 2019	651	↑
Variance since June 2018	6.0%	↑



ACTIVITY



Month	Adjusted Scheduled Activity (UDA)	
	2019	2020
April	42	41
May	127	133
June	168	215
July	295	
August	432	
September	500	
October	659	
November	755	
December	838	
January	952	
February	1,104	
March	1,279	
April	1,306	
May	1,307	
June	1,307	

QUALITY

	Quantity	Base Number	Contract	AT	Region	England
% of FP17s for the same patient ID Re-attending within 3 months - Children	6	171	3.5%	8.9%	10.6%	11.4%
% of FP17s for the same patient ID Re-attending within 3 months - Adults	0	0	N/A	14.9%	15.2%	15.4%
% of FP17s for the same patient ID Re-attending between 3 & 9 months - Children	119	171	69.6%	61.6%	62.3%	59.8%
% of FP17s for the same patient ID Re-attending between 3 & 9 months - Adults	0	0	N/A	52.9%	53.3%	52.1%
% of FP17s for Band 1 Urgent Courses	0	158	0.0%	9.3%	9.7%	9.2%
% of FP17s Relating to Free Repair or Replacements	0	158	0.0%	0.5%	0.6%	0.7%
% of FP17s Relating to Continuations	0	158	0.0%	0.7%	0.8%	0.8%
% of Patients satisfied with the dentistry they have received	0	0	N/A	93.6%	93.4%	93.4%
% of Patients satisfied with the time they had to wait for an appointment	0	0	N/A	89.3%	86.8%	87.6%

* This is based on patients treated on this contract for their most recent course of treatment. Figures in italics indicate the base number of FP17s or Patient Questionnaire responses are less than 100. N/A is shown where the base number of responses is less than 10 during the period. % is calculated as Quantity/Base number*100

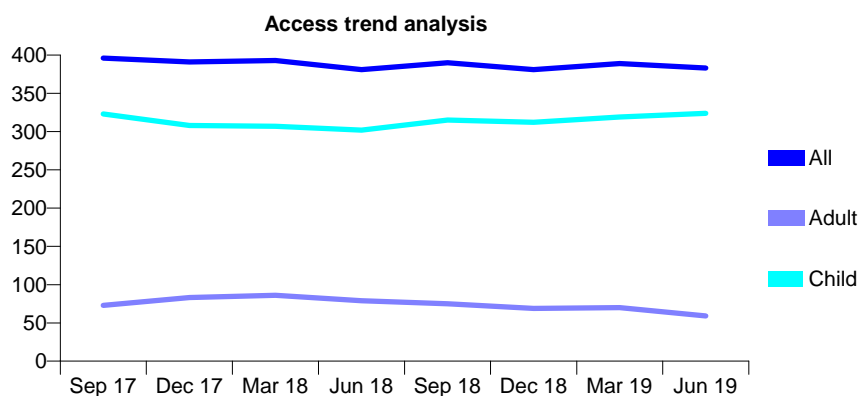
Q68 - Vital Signs At a Glance Contract Report for 253529/0002 - June 2019

Name or company name	Walton Dental Surgery
Contract type name	GDS Contract
Purpose of contract	General
Contract start date	01/11/2006
Contract end date	

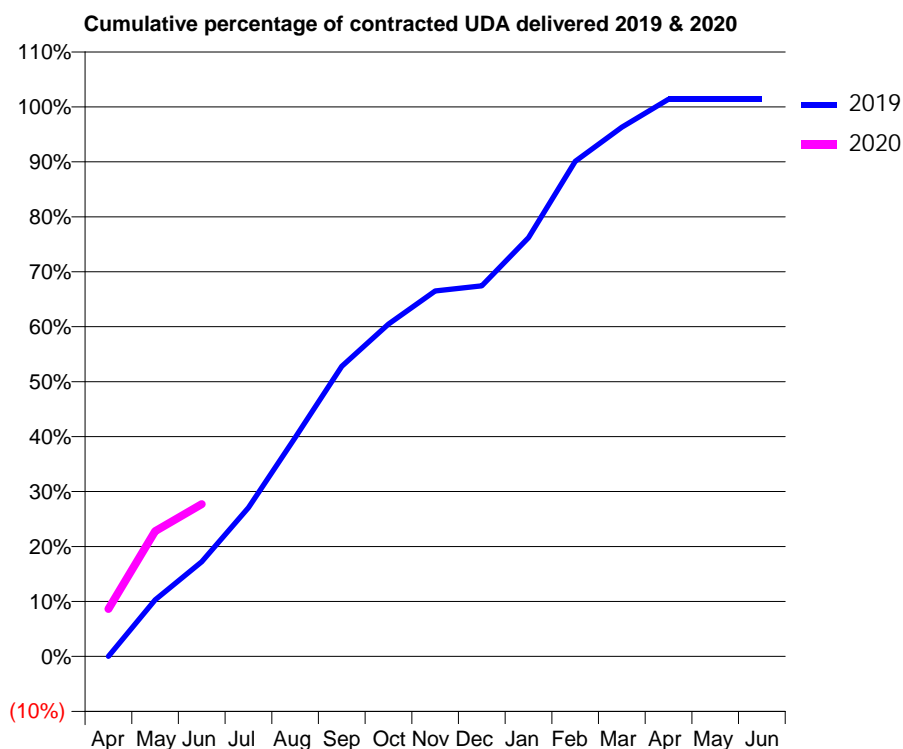
19/20 Contracted general activity (UDA)	650
Carry forward general activity (UDA)	0
19/20 Contracted orthodontic activity (UOA)	0
Carry forward orthodontic activity (UOA)	0
Baseline contract value	£14,953.43

ACCESS*

Patients seen in 24 months	Total	Change since previous quarter
Quarter ending June 2018	381	
Quarter ending September 2018	390	↑
Quarter ending December 2018	381	↓
Quarter ending March 2019	389	↑
Quarter ending June 2019	383	↓
Variance since June 2018	0.5%	→



ACTIVITY



Month	Adjusted Scheduled Activity (UDA)	
	2019	2020
April	0	56
May	67	148
June	112	180
July	176	
August	259	
September	343	
October	393	
November	432	
December	438	
January	495	
February	586	
March	626	
April	659	
May	659	
June	659	

QUALITY

	Quantity	Base Number	Contract	AT	Region	England
% of FP17s for the same patient ID Re-attending within 3 months - Children	8	117	6.8%	8.9%	10.6%	11.4%
% of FP17s for the same patient ID Re-attending within 3 months - Adults	0	2	0.0%	14.9%	15.2%	15.4%
% of FP17s for the same patient ID Re-attending between 3 & 9 months - Children	54	117	46.2%	61.6%	62.3%	59.8%
% of FP17s for the same patient ID Re-attending between 3 & 9 months - Adults	0	2	0.0%	52.9%	53.3%	52.1%
% of FP17s for Band 1 Urgent Courses	1	107	0.9%	9.3%	9.7%	9.2%
% of FP17s Relating to Free Repair or Replacements	0	107	0.0%	0.5%	0.6%	0.7%
% of FP17s Relating to Continuations	2	107	1.9%	0.7%	0.8%	0.8%
% of Patients satisfied with the dentistry they have received	0	0	N/A	93.6%	93.4%	93.4%
% of Patients satisfied with the time they had to wait for an appointment	0	0	N/A	89.3%	86.8%	87.6%

* This is based on patients treated on this contract for their most recent course of treatment. Figures in italics indicate the base number of FP17s or Patient Questionnaire responses are less than 100. N/A is shown where the base number of responses is less than 10 during the period. % is calculated as Quantity/Base number*100

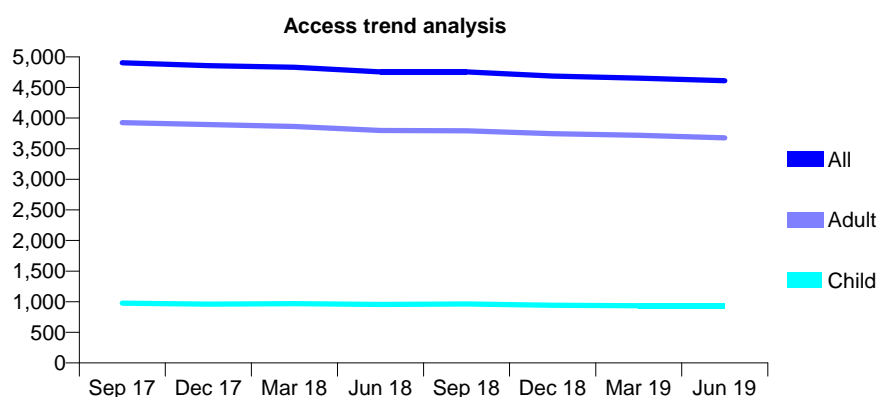
Q68 - Vital Signs At a Glance Contract Report for 253634/0002 - June 2019

Name or company name	MR K CHRISTIAN
Contract type name	GDS Contract
Purpose of contract	General
Contract start date	01/04/2006
Contract end date	

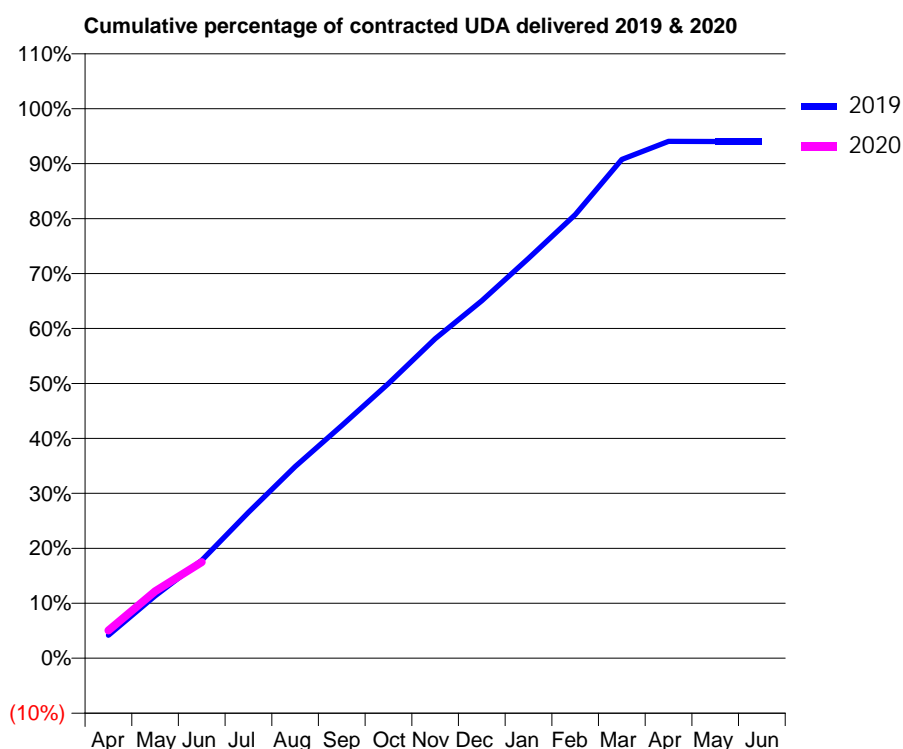
19/20 Contracted general activity (UDA)	12,660
Carry forward general activity (UDA)	0
19/20 Contracted orthodontic activity (UOA)	0
Carry forward orthodontic activity (UOA)	0
Baseline contract value	£291,246.64

ACCESS*

Patients seen in 24 months	Total	Change since previous quarter
Quarter ending June 2018	4,754	
Quarter ending September 2018	4,754	→
Quarter ending December 2018	4,688	↓
Quarter ending March 2019	4,653	→
Quarter ending June 2019	4,612	→
Variance since June 2018	(3.0%)	↓



ACTIVITY



Month	2019	2020
April	531	639
May	1,435	1,545
June	2,257	2,214
July	3,360	
August	4,415	
September	5,360	
October	6,328	
November	7,362	
December	8,236	
January	9,212	
February	10,220	
March	11,489	
April	11,906	
May	11,903	
June	11,903	

QUALITY

	Quantity	Base Number	Contract	AT	Region	England
% of FP17s for the same patient ID Re-attending within 3 months - Children	21	350	6.0%	8.9%	10.6%	11.4%
% of FP17s for the same patient ID Re-attending within 3 months - Adults	159	1,281	12.4%	14.9%	15.2%	15.4%
% of FP17s for the same patient ID Re-attending between 3 & 9 months - Children	226	350	64.6%	61.6%	62.3%	59.8%
% of FP17s for the same patient ID Re-attending between 3 & 9 months - Adults	861	1,281	67.2%	52.9%	53.3%	52.1%
% of FP17s for Band 1 Urgent Courses	95	1,409	6.7%	9.3%	9.7%	9.2%
% of FP17s Relating to Free Repair or Replacements	5	1,409	0.4%	0.5%	0.6%	0.7%
% of FP17s Relating to Continuations	5	1,409	0.4%	0.7%	0.8%	0.8%
% of Patients satisfied with the dentistry they have received	3	4	N/A	93.6%	93.4%	93.4%
% of Patients satisfied with the time they had to wait for an appointment	3	4	N/A	89.3%	86.8%	87.6%

* This is based on patients treated on this contract for their most recent course of treatment.

Figures in italics indicate the base number of FP17s or Patient Questionnaire responses are less than 100. N/A is shown where the base number of responses is less than 10 during the period. % is calculated as Quantity/Base number*100

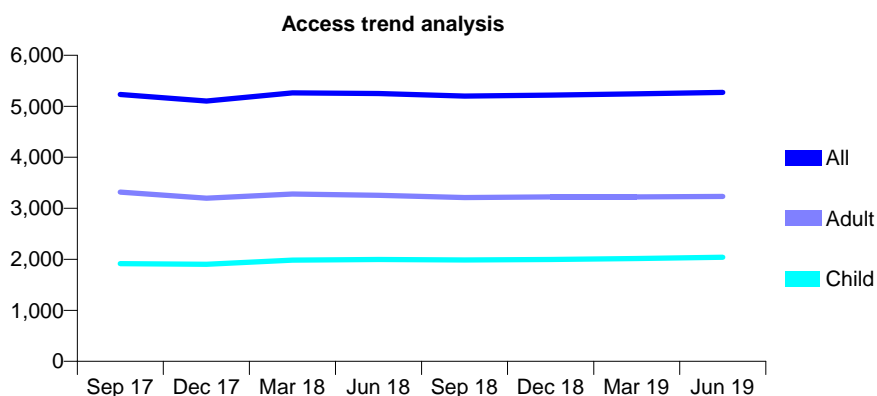
Q68 - Vital Signs At a Glance Contract Report for 262803/0004 - June 2019

Name or company name	MR SA BUTT
Contract type name	GDS Contract
Purpose of contract	General
Contract start date	01/04/2006
Contract end date	

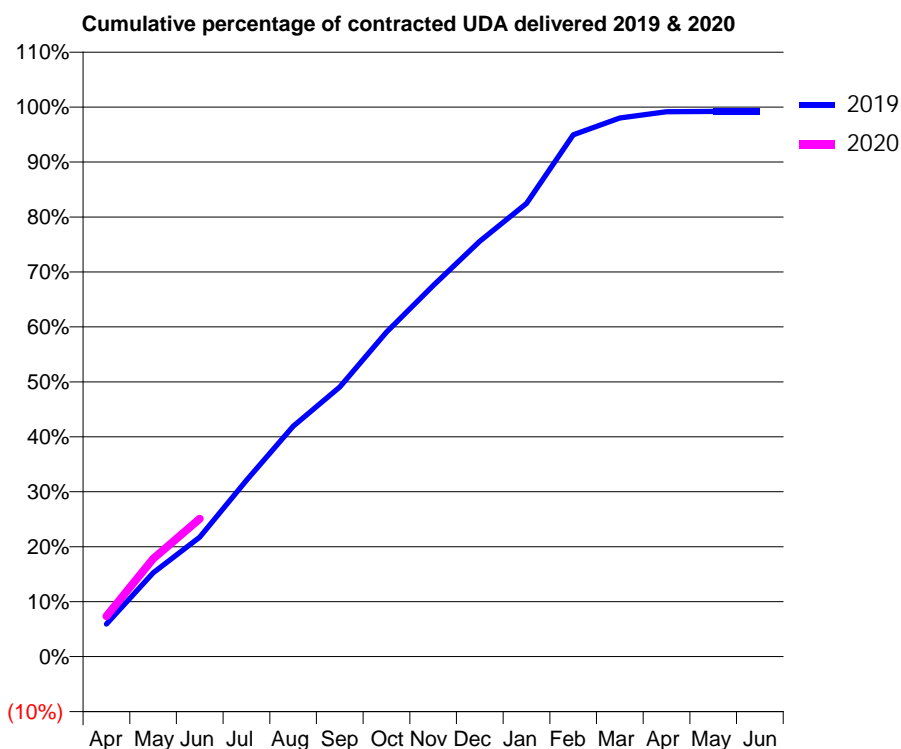
19/20 Contracted general activity (UDA)	8,741
Carry forward general activity (UDA)	0
19/20 Contracted orthodontic activity (UOA)	0
Carry forward orthodontic activity (UOA)	0
Baseline contract value	£206,909.01

ACCESS*

Patients seen in 24 months	Total	Change since previous quarter
Quarter ending June 2018	5,250	
Quarter ending September 2018	5,199	→
Quarter ending December 2018	5,220	→
Quarter ending March 2019	5,242	→
Quarter ending June 2019	5,272	→
Variance since June 2018	0.4%	→



ACTIVITY



Month	Adjusted Scheduled Activity (UDA)	
	2019	2020
April	518	643
May	1,333	1,559
June	1,902	2,194
July	2,802	
August	3,665	
September	4,289	
October	5,162	
November	5,902	
December	6,606	
January	7,209	
February	8,299	
March	8,566	
April	8,667	
May	8,672	
June	8,673	

QUALITY

	Quantity	Base Number	Contract	AT	Region	England
% of FP17s for the same patient ID Re-attending within 3 months - Children	61	811	7.5%	8.9%	10.6%	11.4%
% of FP17s for the same patient ID Re-attending within 3 months - Adults	106	927	11.4%	14.9%	15.2%	15.4%
% of FP17s for the same patient ID Re-attending between 3 & 9 months - Children	427	811	52.7%	61.6%	62.3%	59.8%
% of FP17s for the same patient ID Re-attending between 3 & 9 months - Adults	435	927	46.9%	52.9%	53.3%	52.1%
% of FP17s for Band 1 Urgent Courses	113	1,101	10.3%	9.3%	9.7%	9.2%
% of FP17s Relating to Free Repair or Replacements	4	1,101	0.4%	0.5%	0.6%	0.7%
% of FP17s Relating to Continuations	1	1,101	0.1%	0.7%	0.8%	0.8%
% of Patients satisfied with the dentistry they have received	0	0	N/A	93.6%	93.4%	93.4%
% of Patients satisfied with the time they had to wait for an appointment	0	0	N/A	89.3%	86.8%	87.6%

* This is based on patients treated on this contract for their most recent course of treatment. Figures in italics indicate the base number of FP17s or Patient Questionnaire responses are less than 100. N/A is shown where the base number of responses is less than 10 during the period. % is calculated as Quantity/Base number*100

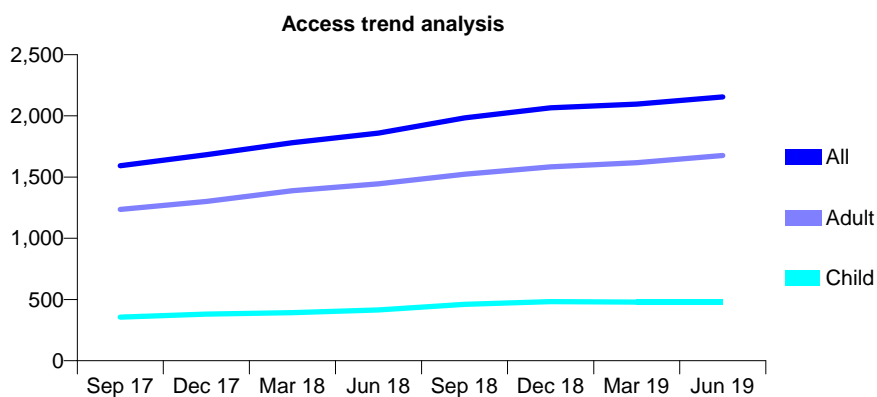
Q68 - Vital Signs At a Glance Contract Report for 263656/0004 - June 2019

Name or company name	Sarah Almashat
Contract type name	GDS Contract
Purpose of contract	General
Contract start date	01/09/2011
Contract end date	

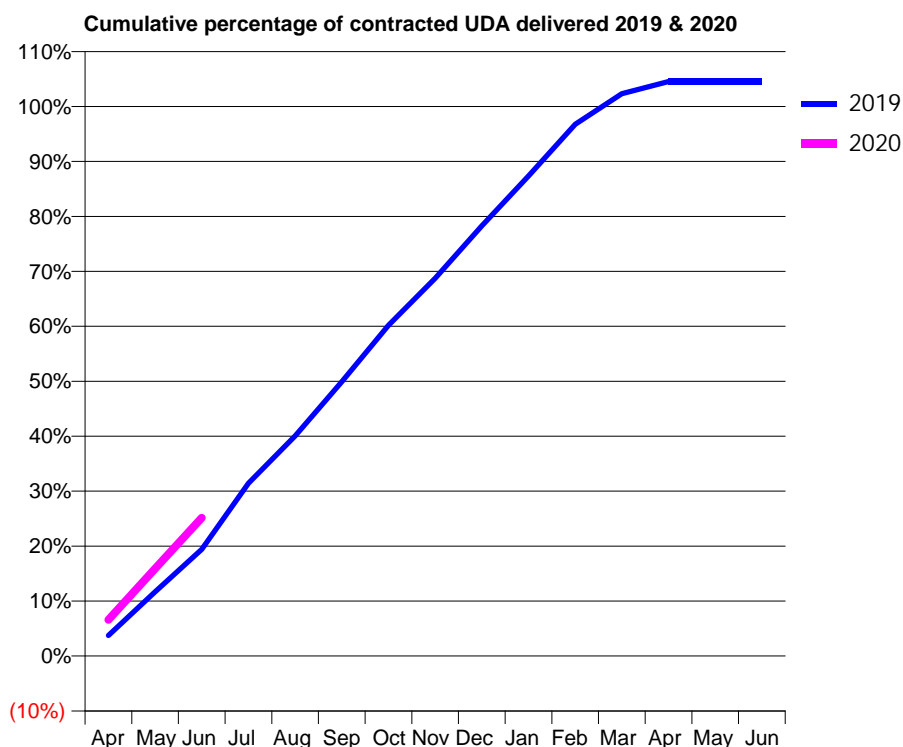
19/20 Contracted general activity (UDA)	5,000
Carry forward general activity (UDA)	0
19/20 Contracted orthodontic activity (UOA)	0
Carry forward orthodontic activity (UOA)	0
Baseline contract value	£132,265.22

ACCESS*

Patients seen in 24 months	Total	Change since previous quarter
Quarter ending June 2018	1,860	
Quarter ending September 2018	1,984	↑
Quarter ending December 2018	2,066	↑
Quarter ending March 2019	2,096	→
Quarter ending June 2019	2,155	↑
Variance since June 2018	15.9%	↑



ACTIVITY



Month	Adjusted Scheduled Activity (UDA)	
	2019	2020
April	188	329
May	586	797
June	971	1,258
July	1,572	
August	2,003	
September	2,496	
October	3,009	
November	3,437	
December	3,914	
January	4,367	
February	4,839	
March	5,116	
April	5,226	
May	5,226	
June	5,226	

QUALITY

	Quantity	Base Number	Contract	AT	Region	England
% of FP17s for the same patient ID Re-attending within 3 months - Children	9	160	5.6%	8.9%	10.6%	11.4%
% of FP17s for the same patient ID Re-attending within 3 months - Adults	60	585	10.3%	14.9%	15.2%	15.4%
% of FP17s for the same patient ID Re-attending between 3 & 9 months - Children	112	160	70.0%	61.6%	62.3%	59.8%
% of FP17s for the same patient ID Re-attending between 3 & 9 months - Adults	332	585	56.8%	52.9%	53.3%	52.1%
% of FP17s for Band 1 Urgent Courses	55	686	8.0%	9.3%	9.7%	9.2%
% of FP17s Relating to Free Repair or Replacements	0	686	0.0%	0.5%	0.6%	0.7%
% of FP17s Relating to Continuations	11	686	1.6%	0.7%	0.8%	0.8%
% of Patients satisfied with the dentistry they have received	1	2	N/A	93.6%	93.4%	93.4%
% of Patients satisfied with the time they had to wait for an appointment	1	2	N/A	89.3%	86.8%	87.6%

* This is based on patients treated on this contract for their most recent course of treatment. Figures in italics indicate the base number of FP17s or Patient Questionnaire responses are less than 100. N/A is shown where the base number of responses is less than 10 during the period. % is calculated as Quantity/Base number*100

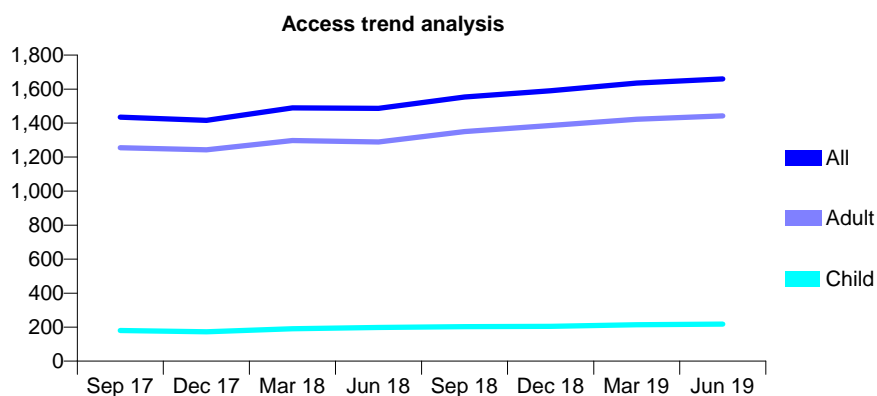
Q68 - Vital Signs At a Glance Contract Report for 268763/0002 - June 2019

Name or company name	MR KR MAYALL
Contract type name	GDS Contract
Purpose of contract	General
Contract start date	01/10/2012
Contract end date	

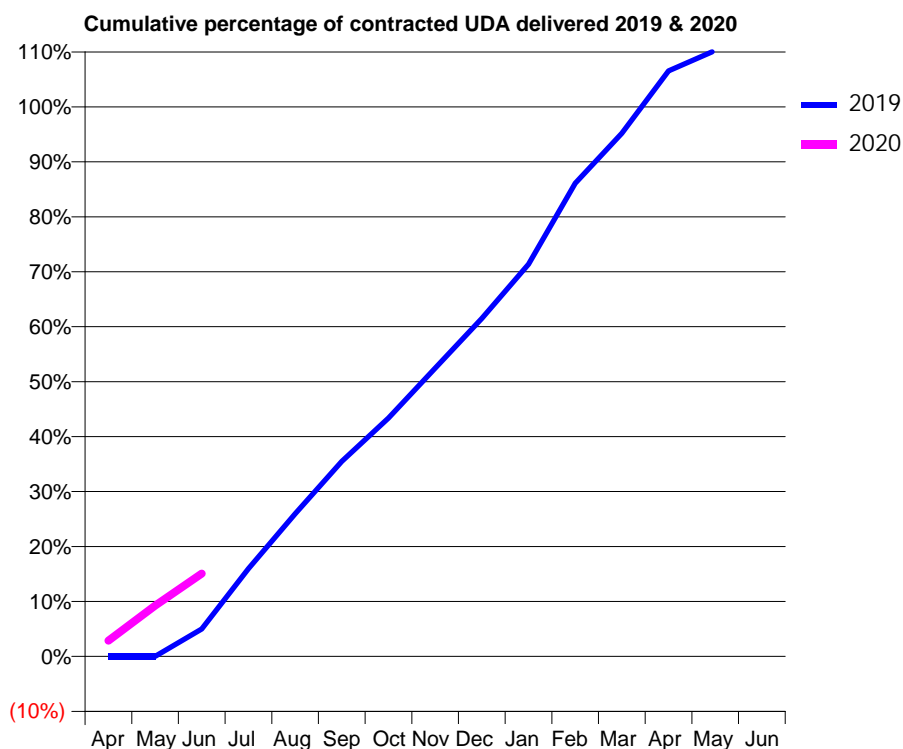
19/20 Contracted general activity (UDA)	4,778
Carry forward general activity (UDA)	0
19/20 Contracted orthodontic activity (UOA)	0
Carry forward orthodontic activity (UOA)	0
Baseline contract value	£139,553.46

ACCESS*

Patients seen in 24 months	Total	Change since previous quarter
Quarter ending June 2018	1,487	
Quarter ending September 2018	1,553	↑
Quarter ending December 2018	1,590	↑
Quarter ending March 2019	1,636	↑
Quarter ending June 2019	1,660	→
Variance since June 2018	11.6%	↑



ACTIVITY



Month	Adjusted Scheduled Activity (UDA)	
	2019	2020
April	0	137
May	0	442
June	238	721
July	764	
August	1,240	
September	1,695	
October	2,072	
November	2,507	
December	2,939	
January	3,409	
February	4,114	
March	4,549	
April	5,091	
May	5,268	
June	5,387	

QUALITY

	Quantity	Base Number	Contract	AT	Region	England
% of FP17s for the same patient ID Re-attending within 3 months - Children	8	78	10.3%	8.9%	10.6%	11.4%
% of FP17s for the same patient ID Re-attending within 3 months - Adults	62	418	14.8%	14.9%	15.2%	15.4%
% of FP17s for the same patient ID Re-attending between 3 & 9 months - Children	29	78	37.2%	61.6%	62.3%	59.8%
% of FP17s for the same patient ID Re-attending between 3 & 9 months - Adults	125	418	29.9%	52.9%	53.3%	52.1%
% of FP17s for Band 1 Urgent Courses	32	248	12.9%	9.3%	9.7%	9.2%
% of FP17s Relating to Free Repair or Replacements	2	248	0.8%	0.5%	0.6%	0.7%
% of FP17s Relating to Continuations	0	248	0.0%	0.7%	0.8%	0.8%
% of Patients satisfied with the dentistry they have received	0	0	N/A	93.6%	93.4%	93.4%
% of Patients satisfied with the time they had to wait for an appointment	0	0	N/A	89.3%	86.8%	87.6%

* This is based on patients treated on this contract for their most recent course of treatment. Figures in italics indicate the base number of FP17s or Patient Questionnaire responses are less than 100. N/A is shown where the base number of responses is less than 10 during the period. % is calculated as Quantity/Base number*100

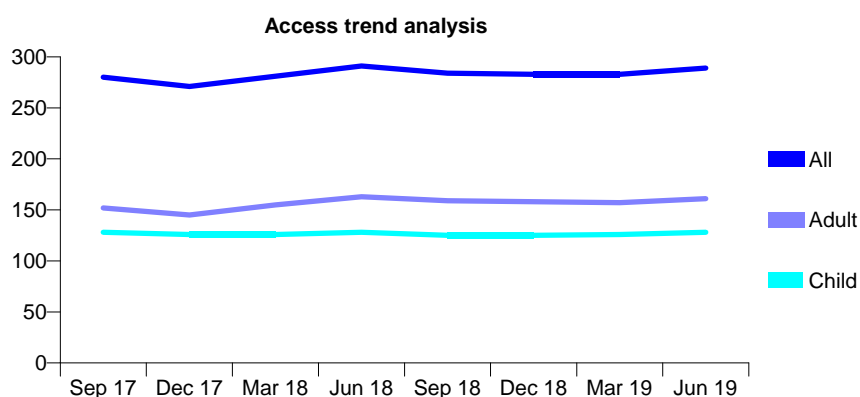
Q68 - Vital Signs At a Glance Contract Report for 272388/0001 - June 2019

Name or company name	MISS B LOGAN
Contract type name	GDS Contract
Purpose of contract	General
Contract start date	17/06/2011
Contract end date	

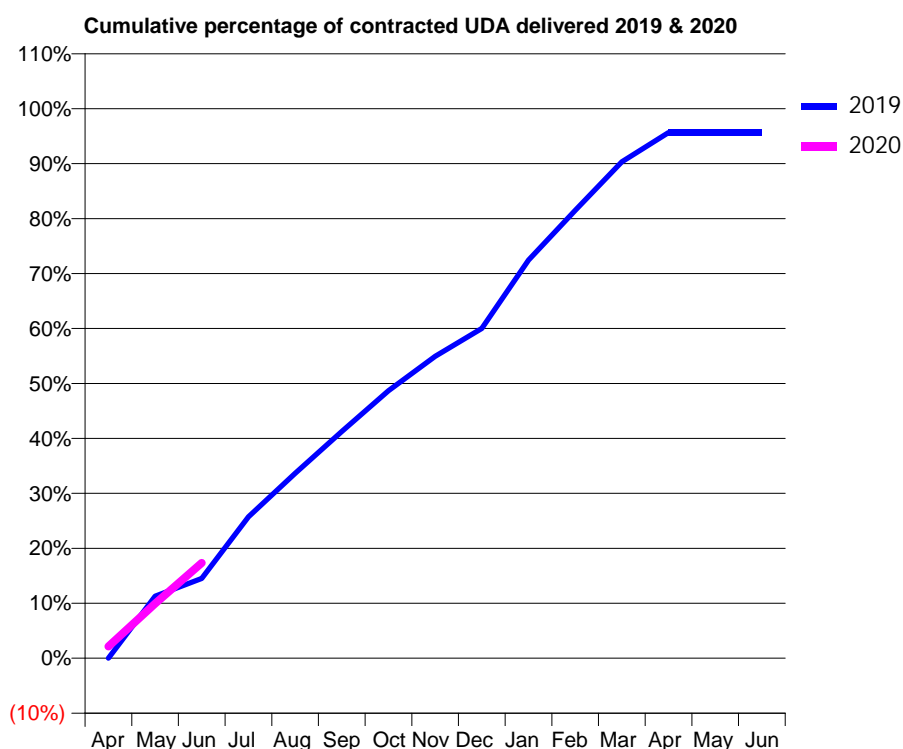
19/20 Contracted general activity (UDA)	662
Carry forward general activity (UDA)	0
19/20 Contracted orthodontic activity (UOA)	0
Carry forward orthodontic activity (UOA)	0
Baseline contract value	£16,035.35

ACCESS*

Patients seen in 24 months	Total	Change since previous quarter
Quarter ending June 2018	291	
Quarter ending September 2018	284	↓
Quarter ending December 2018	283	→
Quarter ending March 2019	283	→
Quarter ending June 2019	289	↑
Variance since June 2018	(0.7%)	→



ACTIVITY



Adjusted Scheduled Activity (UDA)		
Month	2019	2020
April	0	14
May	75	66
June	96	115
July	170	
August	223	
September	273	
October	322	
November	364	
December	397	
January	480	
February	540	
March	598	
April	633	
May	633	
June	633	

QUALITY

	Quantity	Base Number	Contract	AT	Region	England
% of FP17s for the same patient ID Re-attending within 3 months - Children	3	38	7.9%	8.9%	10.6%	11.4%
% of FP17s for the same patient ID Re-attending within 3 months - Adults	7	58	12.1%	14.9%	15.2%	15.4%
% of FP17s for the same patient ID Re-attending between 3 & 9 months - Children	22	38	57.9%	61.6%	62.3%	59.8%
% of FP17s for the same patient ID Re-attending between 3 & 9 months - Adults	40	58	69.0%	52.9%	53.3%	52.1%
% of FP17s for Band 1 Urgent Courses	9	80	11.3%	9.3%	9.7%	9.2%
% of FP17s Relating to Free Repair or Replacements	0	80	0.0%	0.5%	0.6%	0.7%
% of FP17s Relating to Continuations	0	80	0.0%	0.7%	0.8%	0.8%
% of Patients satisfied with the dentistry they have received	1	1	N/A	93.6%	93.4%	93.4%
% of Patients satisfied with the time they had to wait for an appointment	1	1	N/A	89.3%	86.8%	87.6%

* This is based on patients treated on this contract for their most recent course of treatment.

Figures in italics indicate the base number of FP17s or Patient Questionnaire responses are less than 100. N/A is shown where the base number of responses is less than 10 during the period. % is calculated as Quantity/Base number*100

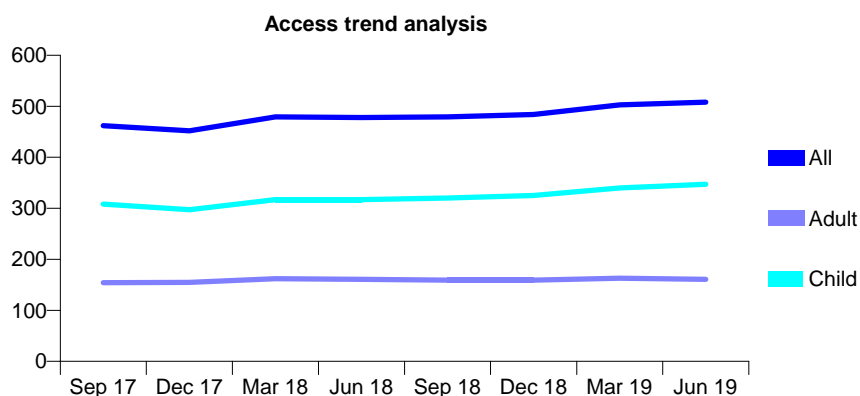
Q68 - Vital Signs At a Glance Contract Report for 274089/0001 - June 2019

Name or company name	MR CJ METZNER
Contract type name	GDS Contract
Purpose of contract	General
Contract start date	19/12/2014
Contract end date	

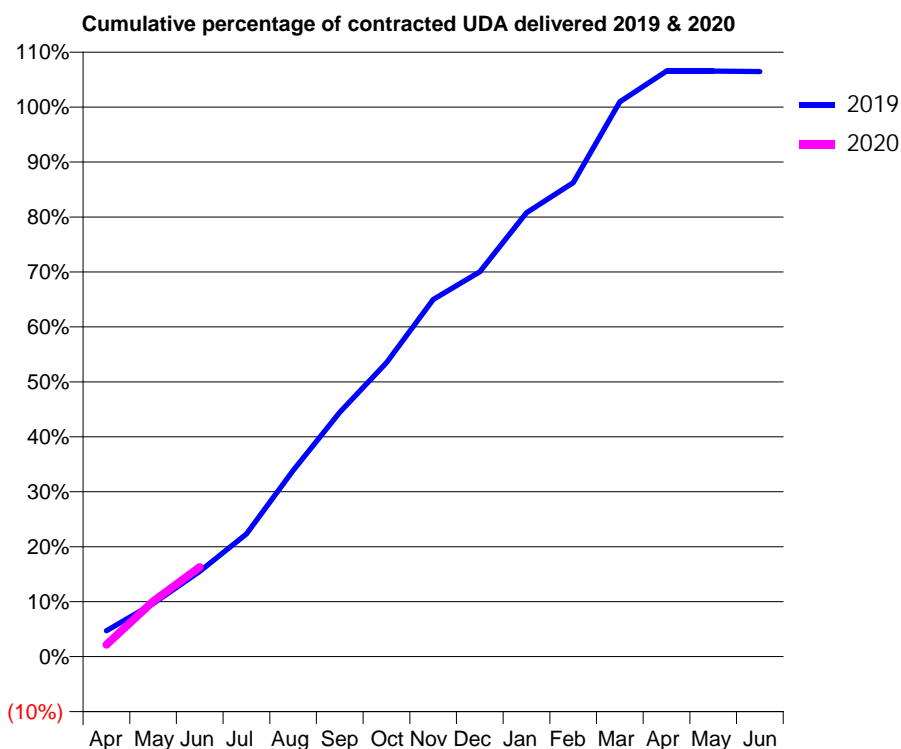
19/20 Contracted general activity (UDA)	1,023
Carry forward general activity (UDA)	0
19/20 Contracted orthodontic activity (UOA)	0
Carry forward orthodontic activity (UOA)	0
Baseline contract value	£24,935.24

ACCESS*

Patients seen in 24 months	Total	Change since previous quarter
Quarter ending June 2018	478	
Quarter ending September 2018	479	→
Quarter ending December 2018	484	→
Quarter ending March 2019	503	↑
Quarter ending June 2019	508	→
Variance since June 2018	6.3%	↑



ACTIVITY



Month	Adjusted Scheduled Activity (UDA)	
	2019	2020
April	48	22
May	99	103
June	159	167
July	229	
August	347	
September	455	
October	547	
November	665	
December	716	
January	826	
February	882	
March	1,033	
April	1,090	
May	1,090	
June	1,089	

QUALITY

	Quantity	Base Number	Contract	AT	Region	England
% of FP17s for the same patient ID Re-attending within 3 months - Children	8	124	6.5%	8.9%	10.6%	11.4%
% of FP17s for the same patient ID Re-attending within 3 months - Adults	1	34	2.9%	14.9%	15.2%	15.4%
% of FP17s for the same patient ID Re-attending between 3 & 9 months - Children	82	124	66.1%	61.6%	62.3%	59.8%
% of FP17s for the same patient ID Re-attending between 3 & 9 months - Adults	23	34	67.6%	52.9%	53.3%	52.1%
% of FP17s for Band 1 Urgent Courses	8	127	6.3%	9.3%	9.7%	9.2%
% of FP17s Relating to Free Repair or Replacements	0	127	0.0%	0.5%	0.6%	0.7%
% of FP17s Relating to Continuations	0	127	0.0%	0.7%	0.8%	0.8%
% of Patients satisfied with the dentistry they have received	0	0	N/A	93.6%	93.4%	93.4%
% of Patients satisfied with the time they had to wait for an appointment	0	0	N/A	89.3%	86.8%	87.6%

* This is based on patients treated on this contract for their most recent course of treatment. Figures in italics indicate the base number of FP17s or Patient Questionnaire responses are less than 100. N/A is shown where the base number of responses is less than 10 during the period. % is calculated as Quantity/Base number*100

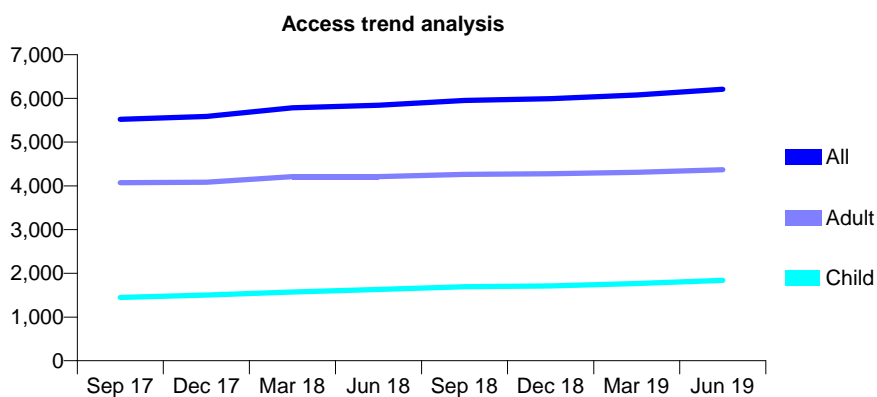
Q68 - Vital Signs At a Glance Contract Report for 274194/0001 - June 2019

Name or company name	MR S PATEL
Contract type name	GDS Contract
Purpose of contract	General
Contract start date	01/10/2008
Contract end date	

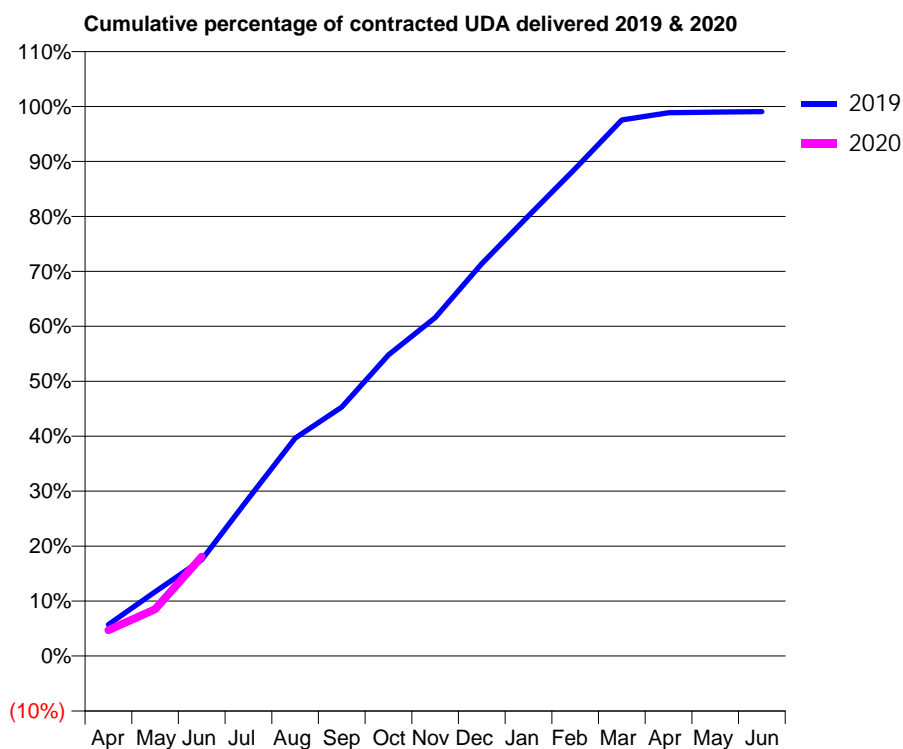
19/20 Contracted general activity (UDA)	11,881
Carry forward general activity (UDA)	0
19/20 Contracted orthodontic activity (UOA)	0
Carry forward orthodontic activity (UOA)	0
Baseline contract value	£273,280.35

ACCESS*

Patients seen in 24 months	Total	Change since previous quarter
Quarter ending June 2018	5,842	
Quarter ending September 2018	5,952	→
Quarter ending December 2018	5,991	→
Quarter ending March 2019	6,078	→
Quarter ending June 2019	6,210	↑
Variance since June 2018	6.3%	↑



ACTIVITY



Month	Adjusted Scheduled Activity (UDA)	
	2019	2020
April	683	559
May	1,390	1,014
June	2,083	2,147
July	3,406	
August	4,709	
September	5,380	
October	6,510	
November	7,315	
December	8,481	
January	9,517	
February	10,537	
March	11,589	
April	11,743	
May	11,758	
June	11,771	

QUALITY

	Quantity	Base Number	Contract	AT	Region	England
% of FP17s for the same patient ID Re-attending within 3 months - Children	45	669	6.7%	8.9%	10.6%	11.4%
% of FP17s for the same patient ID Re-attending within 3 months - Adults	126	1,162	10.8%	14.9%	15.2%	15.4%
% of FP17s for the same patient ID Re-attending between 3 & 9 months - Children	386	669	57.7%	61.6%	62.3%	59.8%
% of FP17s for the same patient ID Re-attending between 3 & 9 months - Adults	564	1,162	48.5%	52.9%	53.3%	52.1%
% of FP17s for Band 1 Urgent Courses	127	1,298	9.8%	9.3%	9.7%	9.2%
% of FP17s Relating to Free Repair or Replacements	10	1,298	0.8%	0.5%	0.6%	0.7%
% of FP17s Relating to Continuations	2	1,298	0.2%	0.7%	0.8%	0.8%
% of Patients satisfied with the dentistry they have received	1	1	N/A	93.6%	93.4%	93.4%
% of Patients satisfied with the time they had to wait for an appointment	1	1	N/A	89.3%	86.8%	87.6%

* This is based on patients treated on this contract for their most recent course of treatment. Figures in italics indicate the base number of FP17s or Patient Questionnaire responses are less than 100. N/A is shown where the base number of responses is less than 10 during the period. % is calculated as Quantity/Base number*100

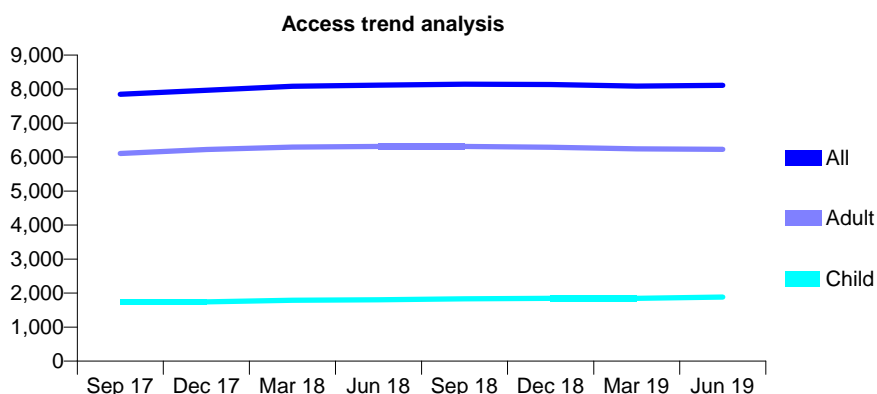
Q68 - Vital Signs At a Glance Contract Report for 274410/0001 - June 2019

Name or company name	MR HM PATEL
Contract type name	GDS Contract
Purpose of contract	General
Contract start date	01/04/2008
Contract end date	

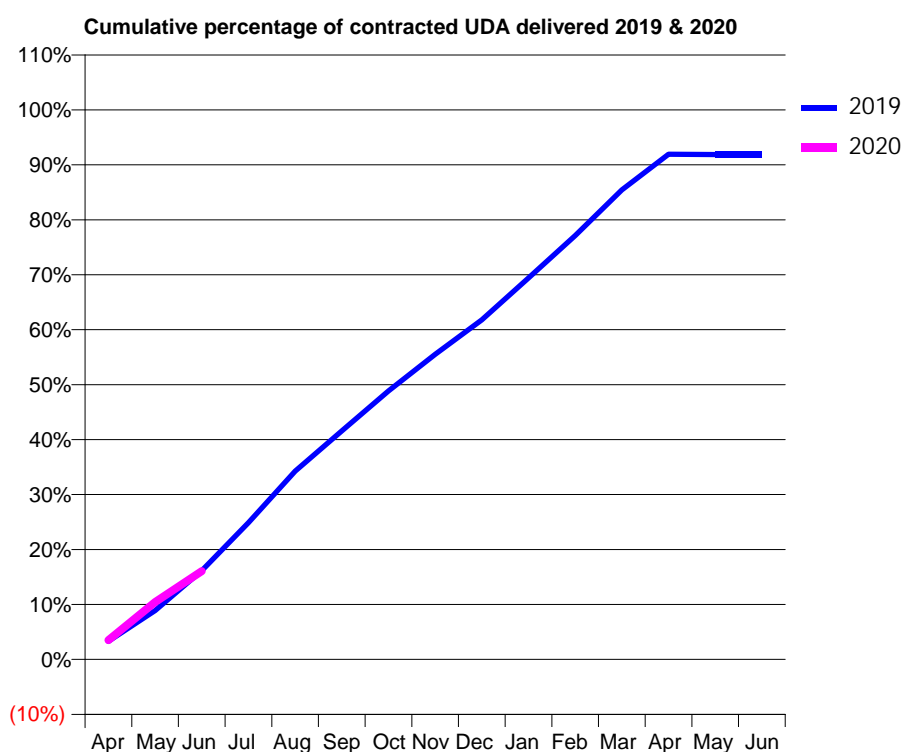
19/20 Contracted general activity (UDA)	18,808
Carry forward general activity (UDA)	0
19/20 Contracted orthodontic activity (UOA)	0
Carry forward orthodontic activity (UOA)	0
Baseline contract value	£507,145.90

ACCESS*

Patients seen in 24 months	Total	Change since previous quarter
Quarter ending June 2018	8,115	
Quarter ending September 2018	8,142	→
Quarter ending December 2018	8,136	→
Quarter ending March 2019	8,088	→
Quarter ending June 2019	8,112	→
Variance since June 2018	(0.0%)	→



ACTIVITY



Month	2019	2020
April	621	660
May	1,673	1,966
June	3,038	3,018
July	4,683	
August	6,442	
September	7,821	
October	9,192	
November	10,446	
December	11,624	
January	13,055	
February	14,509	
March	16,068	
April	17,290	
May	17,277	
June	17,275	

QUALITY

	Quantity	Base Number	Contract	AT	Region	England
% of FP17s for the same patient ID Re-attending within 3 months - Children	39	635	6.1%	8.9%	10.6%	11.4%
% of FP17s for the same patient ID Re-attending within 3 months - Adults	214	1,885	11.4%	14.9%	15.2%	15.4%
% of FP17s for the same patient ID Re-attending between 3 & 9 months - Children	379	635	59.7%	61.6%	62.3%	59.8%
% of FP17s for the same patient ID Re-attending between 3 & 9 months - Adults	1,046	1,885	55.5%	52.9%	53.3%	52.1%
% of FP17s for Band 1 Urgent Courses	191	2,065	9.2%	9.3%	9.7%	9.2%
% of FP17s Relating to Free Repair or Replacements	12	2,065	0.6%	0.5%	0.6%	0.7%
% of FP17s Relating to Continuations	5	2,065	0.2%	0.7%	0.8%	0.8%
% of Patients satisfied with the dentistry they have received	0	0	N/A	93.6%	93.4%	93.4%
% of Patients satisfied with the time they had to wait for an appointment	0	0	N/A	89.3%	86.8%	87.6%

* This is based on patients treated on this contract for their most recent course of treatment. Figures in italics indicate the base number of FP17s or Patient Questionnaire responses are less than 100. N/A is shown where the base number of responses is less than 10 during the period. % is calculated as Quantity/Base number*100

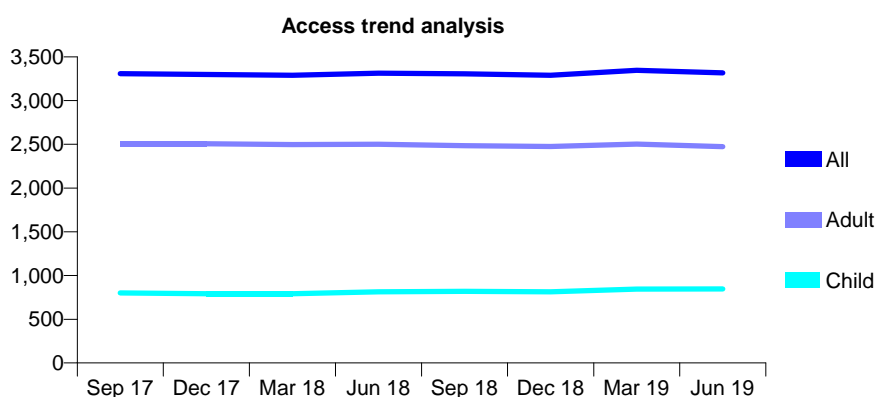
Q68 - Vital Signs At a Glance Contract Report for 275042/0001 - June 2019

Name or company name	MR MR TAKHAYORI
Contract type name	GDS Contract
Purpose of contract	General
Contract start date	01/04/2006
Contract end date	

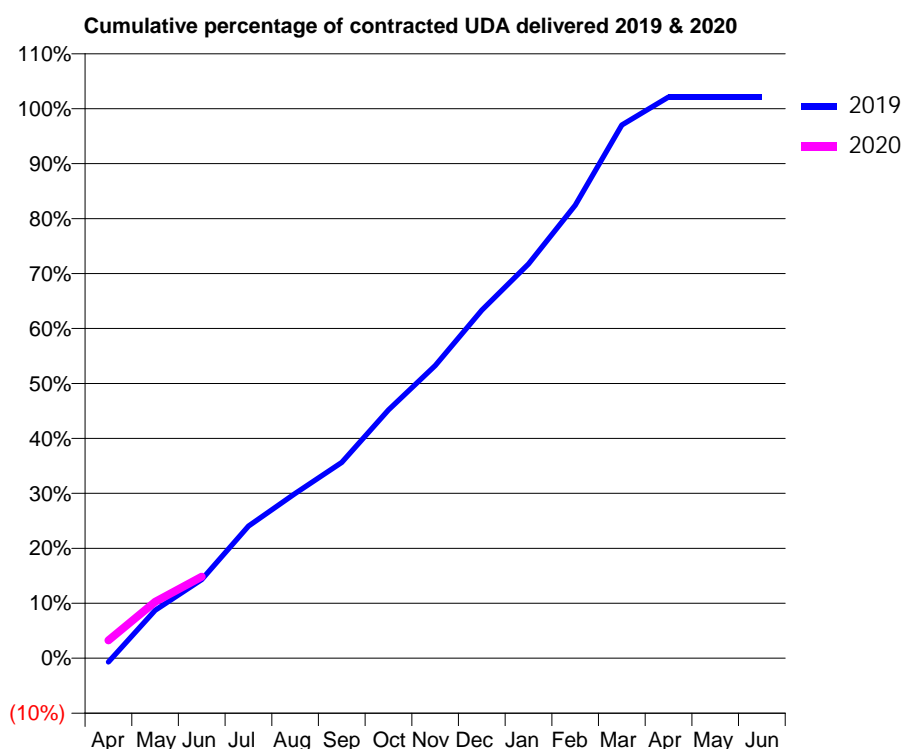
19/20 Contracted general activity (UDA)	10,916
Carry forward general activity (UDA)	0
19/20 Contracted orthodontic activity (UOA)	0
Carry forward orthodontic activity (UOA)	0
Baseline contract value	£332,072.70

ACCESS*

Patients seen in 24 months	Total	Change since previous quarter
Quarter ending June 2018	3,313	
Quarter ending September 2018	3,305	→
Quarter ending December 2018	3,290	→
Quarter ending March 2019	3,346	→
Quarter ending June 2019	3,318	→
Variance since June 2018	0.2%	→



ACTIVITY



Month	Adjusted Scheduled Activity (UDA)	
	2019	2020
April	-75	355
May	953	1,122
June	1,562	1,620
July	2,623	
August	3,274	
September	3,890	
October	4,930	
November	5,813	
December	6,912	
January	7,831	
February	8,997	
March	10,592	
April	11,149	
May	11,149	
June	11,149	

QUALITY

	Quantity	Base Number	Contract	AT	Region	England
% of FP17s for the same patient ID Re-attending within 3 months - Children	22	236	9.3%	8.9%	10.6%	11.4%
% of FP17s for the same patient ID Re-attending within 3 months - Adults	138	697	19.8%	14.9%	15.2%	15.4%
% of FP17s for the same patient ID Re-attending between 3 & 9 months - Children	106	236	44.9%	61.6%	62.3%	59.8%
% of FP17s for the same patient ID Re-attending between 3 & 9 months - Adults	307	697	44.0%	52.9%	53.3%	52.1%
% of FP17s for Band 1 Urgent Courses	124	721	17.2%	9.3%	9.7%	9.2%
% of FP17s Relating to Free Repair or Replacements	2	721	0.3%	0.5%	0.6%	0.7%
% of FP17s Relating to Continuations	5	721	0.7%	0.7%	0.8%	0.8%
% of Patients satisfied with the dentistry they have received	1	1	N/A	93.6%	93.4%	93.4%
% of Patients satisfied with the time they had to wait for an appointment	1	1	N/A	89.3%	86.8%	87.6%

* This is based on patients treated on this contract for their most recent course of treatment. Figures in italics indicate the base number of FP17s or Patient Questionnaire responses are less than 100. N/A is shown where the base number of responses is less than 10 during the period. % is calculated as Quantity/Base number*100

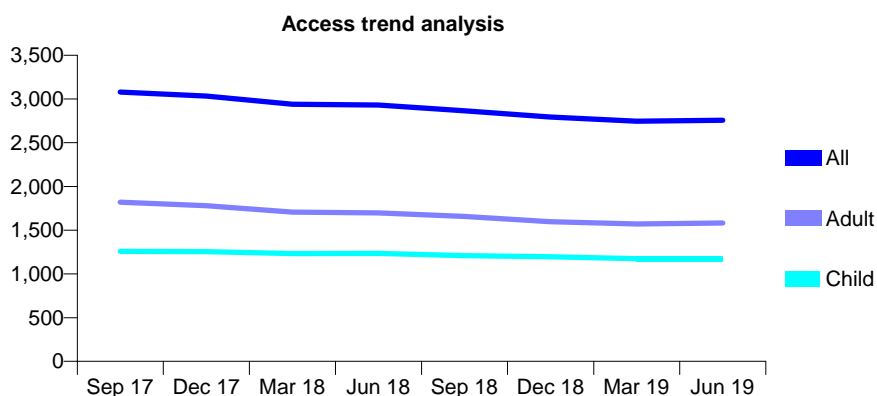
Q68 - Vital Signs At a Glance Contract Report for 287741/0001 - June 2019

Name or company name	MISS T MOTALLEB ZADEH
Contract type name	GDS Contract
Purpose of contract	General
Contract start date	01/11/2010
Contract end date	

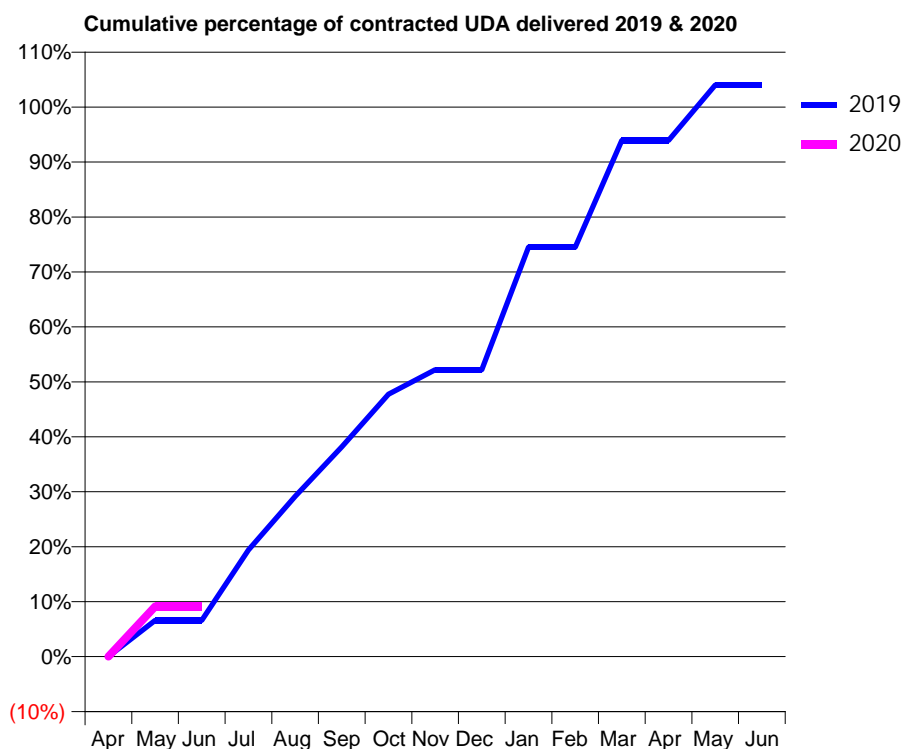
19/20 Contracted general activity (UDA)	6,974
Carry forward general activity (UDA)	0
19/20 Contracted orthodontic activity (UOA)	0
Carry forward orthodontic activity (UOA)	0
Baseline contract value	£182,309.91

ACCESS*

Patients seen in 24 months	Total	Change since previous quarter
Quarter ending June 2018	2,930	
Quarter ending September 2018	2,865	↓
Quarter ending December 2018	2,793	↓
Quarter ending March 2019	2,746	↓
Quarter ending June 2019	2,756	→
Variance since June 2018	(5.9%)	↓



ACTIVITY



Month	Adjusted Scheduled Activity (UDA)	
	2019	2020
April	0	0
May	462	637
June	462	637
July	1,353	
August	2,033	
September	2,662	
October	3,330	
November	3,642	
December	3,642	
January	5,196	
February	5,196	
March	6,551	
April	6,551	
May	7,253	
June	7,253	

QUALITY

	Quantity	Base Number	Contract	AT	Region	England
% of FP17s for the same patient ID Re-attending within 3 months - Children	20	292	6.8%	8.9%	10.6%	11.4%
% of FP17s for the same patient ID Re-attending within 3 months - Adults	34	389	8.7%	14.9%	15.2%	15.4%
% of FP17s for the same patient ID Re-attending between 3 & 9 months - Children	166	292	56.8%	61.6%	62.3%	59.8%
% of FP17s for the same patient ID Re-attending between 3 & 9 months - Adults	214	389	55.0%	52.9%	53.3%	52.1%
% of FP17s for Band 1 Urgent Courses	15	294	5.1%	9.3%	9.7%	9.2%
% of FP17s Relating to Free Repair or Replacements	1	294	0.3%	0.5%	0.6%	0.7%
% of FP17s Relating to Continuations	0	294	0.0%	0.7%	0.8%	0.8%
% of Patients satisfied with the dentistry they have received	0	0	N/A	93.6%	93.4%	93.4%
% of Patients satisfied with the time they had to wait for an appointment	0	0	N/A	89.3%	86.8%	87.6%

* This is based on patients treated on this contract for their most recent course of treatment. Figures in italics indicate the base number of FP17s or Patient Questionnaire responses are less than 100. N/A is shown where the base number of responses is less than 10 during the period. % is calculated as Quantity/Base number*100

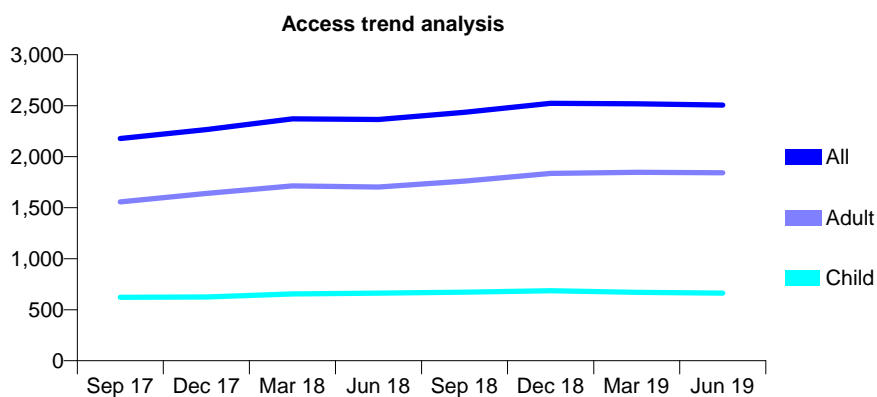
Q68 - Vital Signs At a Glance Contract Report for 296341/0001 - June 2019

Name or company name	MR AP FENECH
Contract type name	GDS Contract
Purpose of contract	General
Contract start date	01/04/2013
Contract end date	

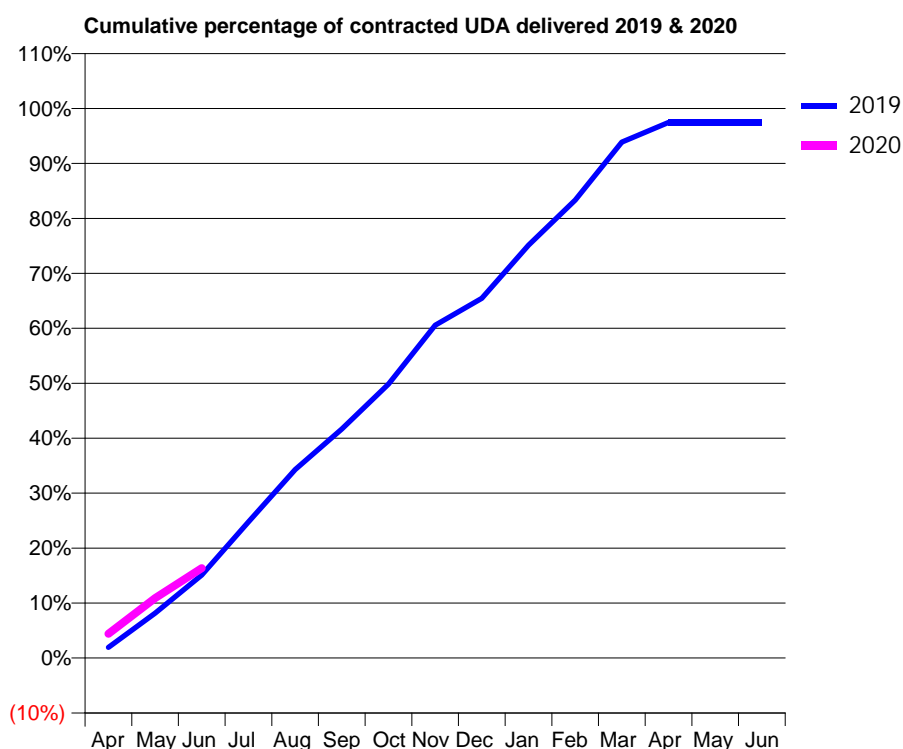
19/20 Contracted general activity (UDA)	7,083
Carry forward general activity (UDA)	0
19/20 Contracted orthodontic activity (UOA)	0
Carry forward orthodontic activity (UOA)	0
Baseline contract value	£185,258.60

ACCESS*

Patients seen in 24 months	Total	Change since previous quarter
Quarter ending June 2018	2,365	
Quarter ending September 2018	2,435	↑
Quarter ending December 2018	2,523	↑
Quarter ending March 2019	2,518	→
Quarter ending June 2019	2,506	→
Variance since June 2018	6.0%	↑



ACTIVITY



Month	Adjusted Scheduled Activity (UDA)	
	2019	2020
April	136	312
May	578	773
June	1,070	1,157
July	1,754	
August	2,430	
September	2,951	
October	3,532	
November	4,289	
December	4,637	
January	5,321	
February	5,902	
March	6,649	
April	6,904	
May	6,904	
June	6,904	

QUALITY

	Quantity	Base Number	Contract	AT	Region	England
% of FP17s for the same patient ID Re-attending within 3 months - Children	13	210	6.2%	8.9%	10.6%	11.4%
% of FP17s for the same patient ID Re-attending within 3 months - Adults	89	541	16.5%	14.9%	15.2%	15.4%
% of FP17s for the same patient ID Re-attending between 3 & 9 months - Children	143	210	68.1%	61.6%	62.3%	59.8%
% of FP17s for the same patient ID Re-attending between 3 & 9 months - Adults	322	541	59.5%	52.9%	53.3%	52.1%
% of FP17s for Band 1 Urgent Courses	66	632	10.4%	9.3%	9.7%	9.2%
% of FP17s Relating to Free Repair or Replacements	7	632	1.1%	0.5%	0.6%	0.7%
% of FP17s Relating to Continuations	10	632	1.6%	0.7%	0.8%	0.8%
% of Patients satisfied with the dentistry they have received	1	1	N/A	93.6%	93.4%	93.4%
% of Patients satisfied with the time they had to wait for an appointment	1	1	N/A	89.3%	86.8%	87.6%

* This is based on patients treated on this contract for their most recent course of treatment. Figures in italics indicate the base number of FP17s or Patient Questionnaire responses are less than 100. N/A is shown where the base number of responses is less than 10 during the period. % is calculated as Quantity/Base number*100

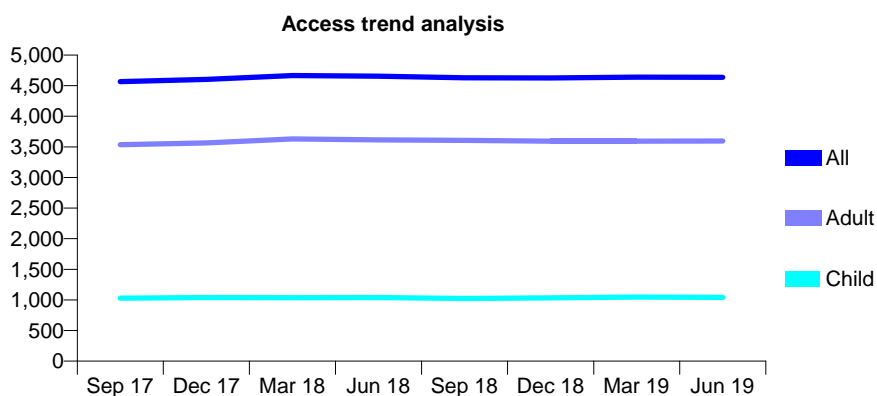
Q68 - Vital Signs At a Glance Contract Report for 297674/0001 - June 2019

Name or company name	MR SR PATEL
Contract type name	GDS Contract
Purpose of contract	General
Contract start date	25/12/2013
Contract end date	

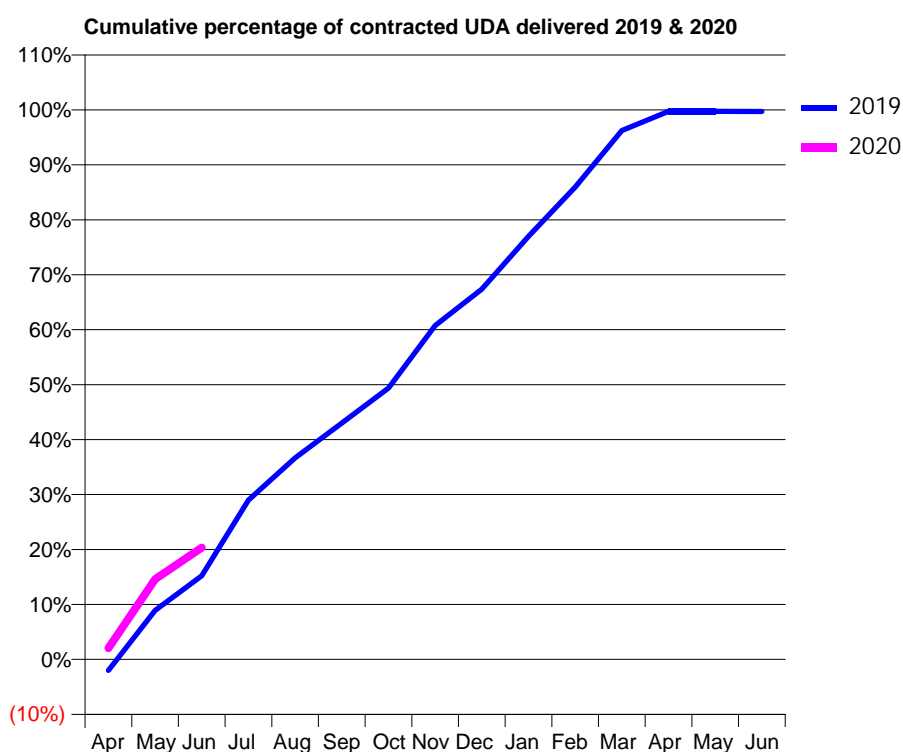
19/20 Contracted general activity (UDA)	14,000
Carry forward general activity (UDA)	0
19/20 Contracted orthodontic activity (UOA)	0
Carry forward orthodontic activity (UOA)	0
Baseline contract value	£354,005.04

ACCESS*

Patients seen in 24 months	Total	Change since previous quarter
Quarter ending June 2018	4,655	
Quarter ending September 2018	4,629	→
Quarter ending December 2018	4,627	→
Quarter ending March 2019	4,639	→
Quarter ending June 2019	4,638	→
Variance since June 2018	(0.4%)	→



ACTIVITY



Month	2019	2020
April	-281	285
May	1,253	2,042
June	2,133	2,848
July	4,058	
August	5,135	
September	6,022	
October	6,911	
November	8,505	
December	9,431	
January	10,779	
February	12,034	
March	13,472	
April	13,962	
May	13,961	
June	13,957	

QUALITY

	Quantity	Base Number	Contract	AT	Region	England
% of FP17s for the same patient ID Re-attending within 3 months - Children	30	396	7.6%	8.9%	10.6%	11.4%
% of FP17s for the same patient ID Re-attending within 3 months - Adults	133	1,200	11.1%	14.9%	15.2%	15.4%
% of FP17s for the same patient ID Re-attending between 3 & 9 months - Children	270	396	68.2%	61.6%	62.3%	59.8%
% of FP17s for the same patient ID Re-attending between 3 & 9 months - Adults	760	1,200	63.3%	52.9%	53.3%	52.1%
% of FP17s for Band 1 Urgent Courses	100	1,376	7.3%	9.3%	9.7%	9.2%
% of FP17s Relating to Free Repair or Replacements	3	1,376	0.2%	0.5%	0.6%	0.7%
% of FP17s Relating to Continuations	4	1,376	0.3%	0.7%	0.8%	0.8%
% of Patients satisfied with the dentistry they have received	5	5	N/A	93.6%	93.4%	93.4%
% of Patients satisfied with the time they had to wait for an appointment	5	5	N/A	89.3%	86.8%	87.6%

* This is based on patients treated on this contract for their most recent course of treatment. Figures in italics indicate the base number of FP17s or Patient Questionnaire responses are less than 100. N/A is shown where the base number of responses is less than 10 during the period. % is calculated as Quantity/Base number*100

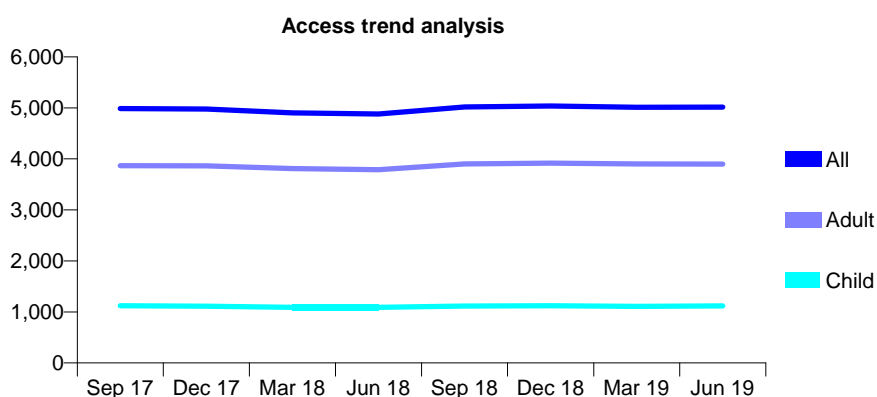
Q68 - Vital Signs At a Glance Contract Report for 298212/0001 - June 2019

Name or company name	MR MS CHABRA
Contract type name	GDS Contract
Purpose of contract	General
Contract start date	01/05/2014
Contract end date	

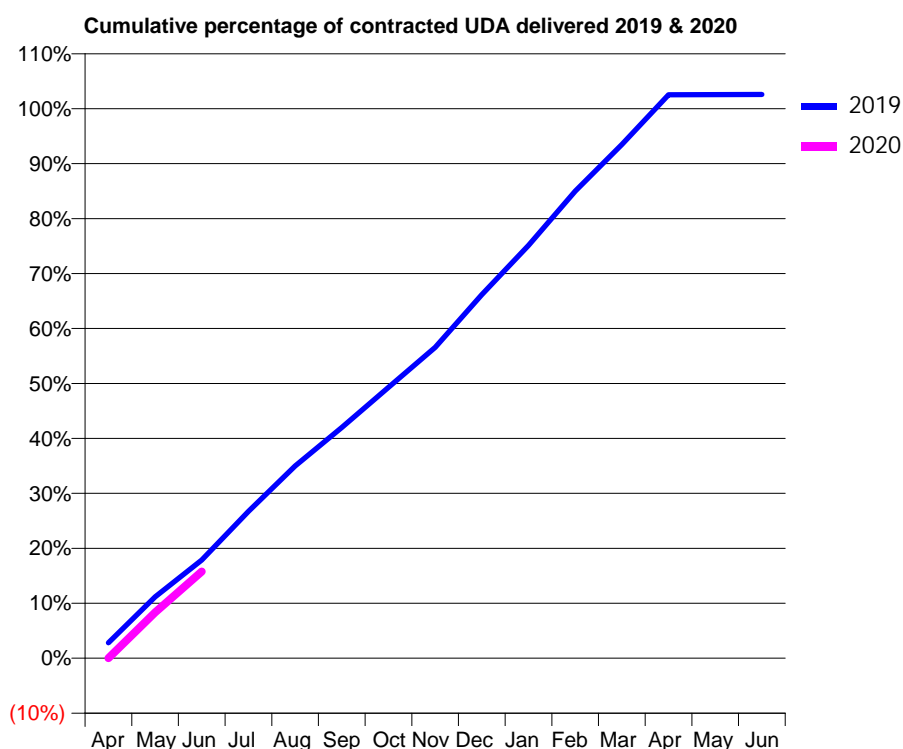
19/20 Contracted general activity (UDA)	14,307
Carry forward general activity (UDA)	0
19/20 Contracted orthodontic activity (UOA)	0
Carry forward orthodontic activity (UOA)	0
Baseline contract value	£401,368.79

ACCESS*

Patients seen in 24 months	Total	Change since previous quarter
Quarter ending June 2018	4,880	
Quarter ending September 2018	5,018	↑
Quarter ending December 2018	5,037	→
Quarter ending March 2019	5,012	→
Quarter ending June 2019	5,016	→
Variance since June 2018	2.8%	↑



ACTIVITY



Adjusted Scheduled Activity (UDA)		
Month	2019	2020
April	402	0
May	1,599	1,197
June	2,558	2,254
July	3,823	
August	5,003	
September	6,005	
October	7,053	
November	8,095	
December	9,461	
January	10,747	
February	12,161	
March	13,373	
April	14,666	
May	14,673	
June	14,676	

QUALITY

	Quantity	Base Number	Contract	AT	Region	England
% of FP17s for the same patient ID Re-attending within 3 months - Children	37	440	8.4%	8.9%	10.6%	11.4%
% of FP17s for the same patient ID Re-attending within 3 months - Adults	272	1,442	18.9%	14.9%	15.2%	15.4%
% of FP17s for the same patient ID Re-attending between 3 & 9 months - Children	274	440	62.3%	61.6%	62.3%	59.8%
% of FP17s for the same patient ID Re-attending between 3 & 9 months - Adults	647	1,442	44.9%	52.9%	53.3%	52.1%
% of FP17s for Band 1 Urgent Courses	183	1,189	15.4%	9.3%	9.7%	9.2%
% of FP17s Relating to Free Repair or Replacements	17	1,189	1.4%	0.5%	0.6%	0.7%
% of FP17s Relating to Continuations	0	1,189	0.0%	0.7%	0.8%	0.8%
% of Patients satisfied with the dentistry they have received	0	0	N/A	93.6%	93.4%	93.4%
% of Patients satisfied with the time they had to wait for an appointment	0	0	N/A	89.3%	86.8%	87.6%

* This is based on patients treated on this contract for their most recent course of treatment.

Figures in italics indicate the base number of FP17s or Patient Questionnaire responses are less than 100. N/A is shown where the base number of responses is less than 10 during the period. % is calculated as Quantity/Base number*100

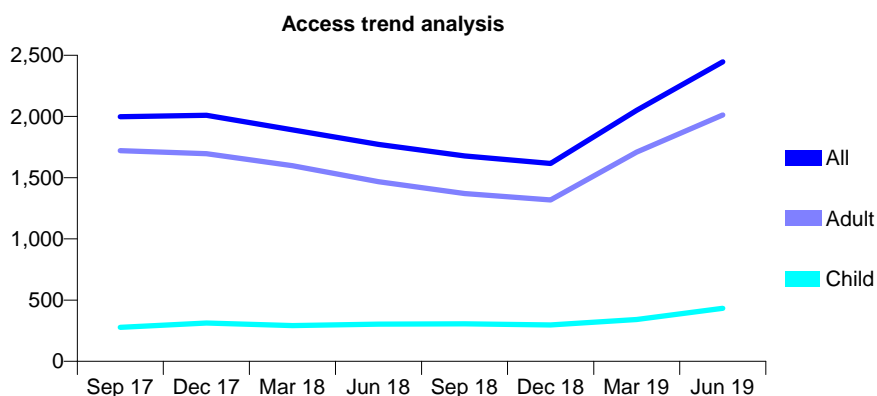
Q68 - Vital Signs At a Glance Contract Report for 301558/0002 - June 2019

Name or company name	Dental Surgery Partnership
Contract type name	GDS Contract
Purpose of contract	General
Contract start date	27/07/2013
Contract end date	

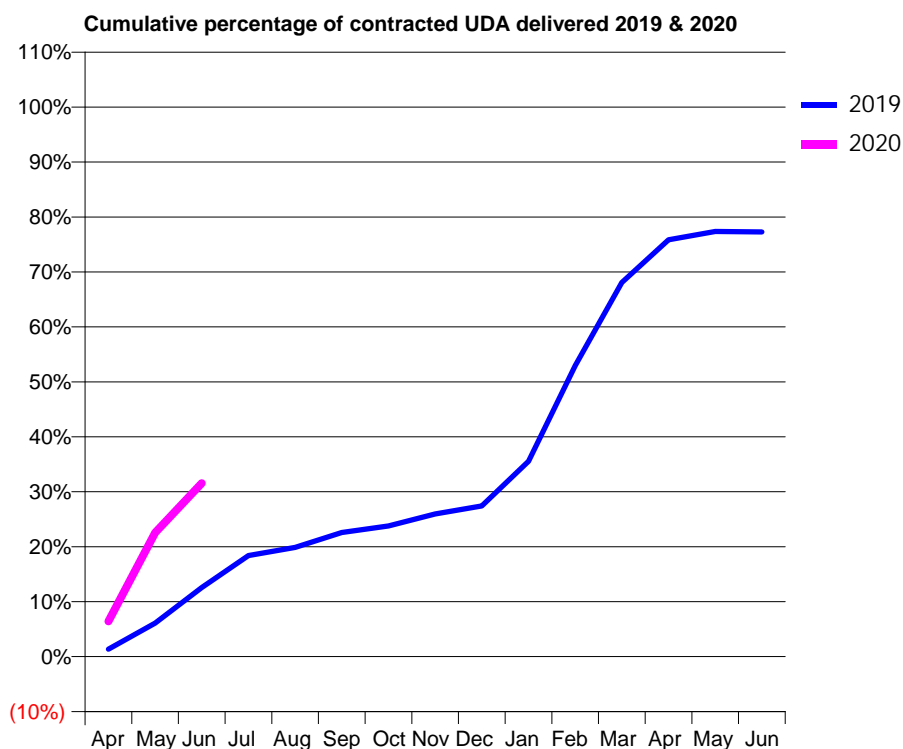
19/20 Contracted general activity (UDA)	6,250
Carry forward general activity (UDA)	0
19/20 Contracted orthodontic activity (UOA)	0
Carry forward orthodontic activity (UOA)	0
Baseline contract value	£133,029.20

ACCESS*

Patients seen in 24 months	Total	Change since previous quarter
Quarter ending June 2018	1,772	
Quarter ending September 2018	1,678	↓
Quarter ending December 2018	1,616	↓
Quarter ending March 2019	2,051	↑
Quarter ending June 2019	2,446	↑
Variance since June 2018	38.0%	↑



ACTIVITY



Month	Adjusted Scheduled Activity (UDA)	
	2019	2020
April	85	401
May	381	1,410
June	786	1,972
July	1,148	
August	1,243	
September	1,411	
October	1,487	
November	1,623	
December	1,712	
January	2,221	
February	3,310	
March	4,255	
April	4,740	
May	4,835	
June	4,829	

QUALITY

	Quantity	Base Number	Contract	AT	Region	England
% of FP17s for the same patient ID Re-attending within 3 months - Children	6	149	4.0%	8.9%	10.6%	11.4%
% of FP17s for the same patient ID Re-attending within 3 months - Adults	109	724	15.1%	14.9%	15.2%	15.4%
% of FP17s for the same patient ID Re-attending between 3 & 9 months - Children	7	149	4.7%	61.6%	62.3%	59.8%
% of FP17s for the same patient ID Re-attending between 3 & 9 months - Adults	45	724	6.2%	52.9%	53.3%	52.1%
% of FP17s for Band 1 Urgent Courses	74	649	11.4%	9.3%	9.7%	9.2%
% of FP17s Relating to Free Repair or Replacements	0	649	0.0%	0.5%	0.6%	0.7%
% of FP17s Relating to Continuations	4	649	0.6%	0.7%	0.8%	0.8%
% of Patients satisfied with the dentistry they have received	0	0	N/A	93.6%	93.4%	93.4%
% of Patients satisfied with the time they had to wait for an appointment	0	0	N/A	89.3%	86.8%	87.6%

* This is based on patients treated on this contract for their most recent course of treatment. Figures in italics indicate the base number of FP17s or Patient Questionnaire responses are less than 100. N/A is shown where the base number of responses is less than 10 during the period. % is calculated as Quantity/Base number*100

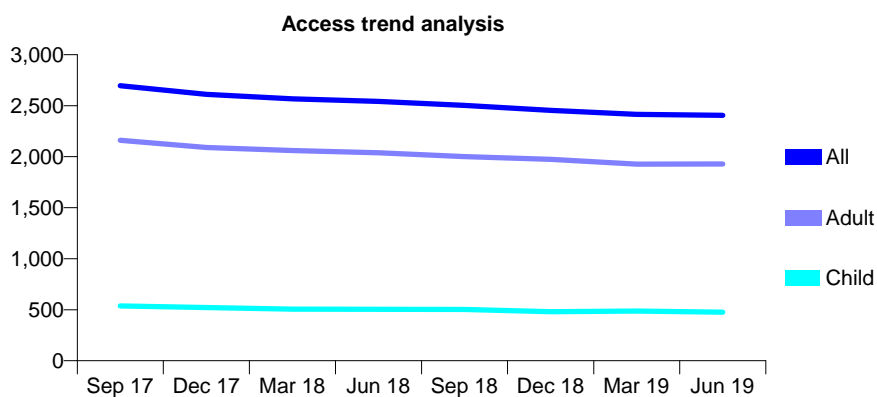
Q68 - Vital Signs At a Glance Contract Report for 302619/0001 - June 2019

Name or company name	MR RG EVANS
Contract type name	GDS Contract
Purpose of contract	General
Contract start date	01/04/2006
Contract end date	

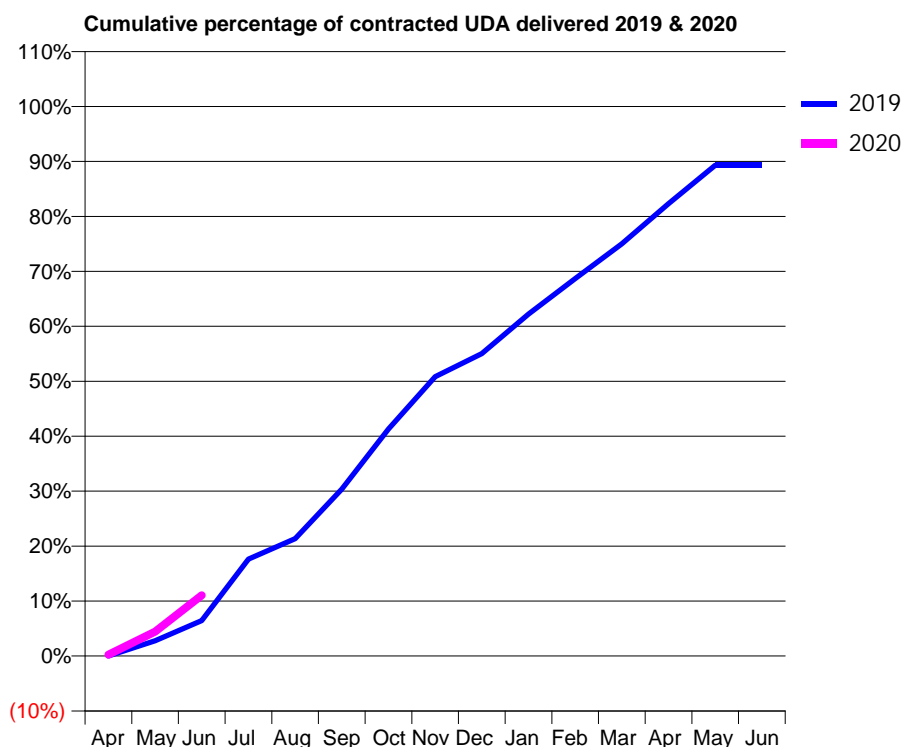
19/20 Contracted general activity (UDA)	5,834
Carry forward general activity (UDA)	0
19/20 Contracted orthodontic activity (UOA)	0
Carry forward orthodontic activity (UOA)	0
Baseline contract value	£152,773.07

ACCESS*

Patients seen in 24 months	Total	Change since previous quarter
Quarter ending June 2018	2,542	
Quarter ending September 2018	2,502	↓
Quarter ending December 2018	2,454	↓
Quarter ending March 2019	2,415	↓
Quarter ending June 2019	2,406	→
Variance since June 2018	(5.4%)	↓



ACTIVITY



Month	Adjusted Scheduled Activity (UDA)	
	2019	2020
April	0	15
May	162	260
June	377	645
July	1,028	
August	1,247	
September	1,772	
October	2,410	
November	2,965	
December	3,211	
January	3,631	
February	4,007	
March	4,376	
April	4,801	
May	5,210	
June	5,210	

QUALITY

	Quantity	Base Number	Contract	AT	Region	England
% of FP17s for the same patient ID Re-attending within 3 months - Children	4	147	2.7%	8.9%	10.6%	11.4%
% of FP17s for the same patient ID Re-attending within 3 months - Adults	22	582	3.8%	14.9%	15.2%	15.4%
% of FP17s for the same patient ID Re-attending between 3 & 9 months - Children	56	147	38.1%	61.6%	62.3%	59.8%
% of FP17s for the same patient ID Re-attending between 3 & 9 months - Adults	267	582	45.9%	52.9%	53.3%	52.1%
% of FP17s for Band 1 Urgent Courses	1	310	0.3%	9.3%	9.7%	9.2%
% of FP17s Relating to Free Repair or Replacements	1	310	0.3%	0.5%	0.6%	0.7%
% of FP17s Relating to Continuations	0	310	0.0%	0.7%	0.8%	0.8%
% of Patients satisfied with the dentistry they have received	3	4	N/A	93.6%	93.4%	93.4%
% of Patients satisfied with the time they had to wait for an appointment	4	4	N/A	89.3%	86.8%	87.6%

* This is based on patients treated on this contract for their most recent course of treatment. Figures in italics indicate the base number of FP17s or Patient Questionnaire responses are less than 100. N/A is shown where the base number of responses is less than 10 during the period. % is calculated as Quantity/Base number*100

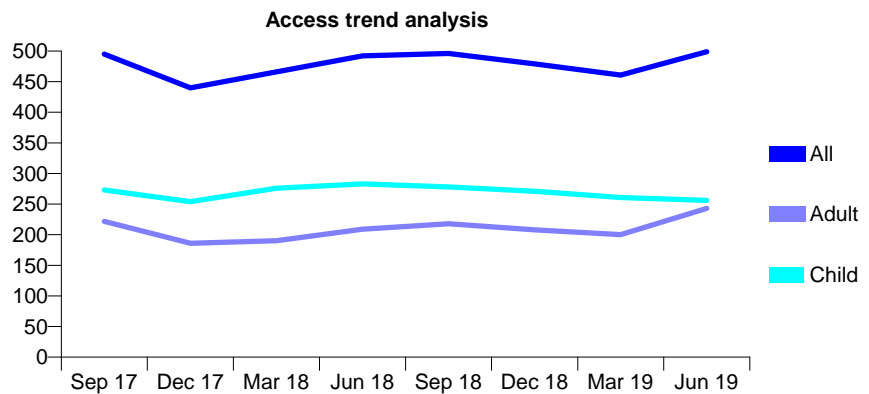
Q68 - Vital Signs At a Glance Contract Report for 308129/0003 - June 2019

Name or company name	MISS M JADIDI
Contract type name	GDS Contract
Purpose of contract	General
Contract start date	26/05/2015
Contract end date	

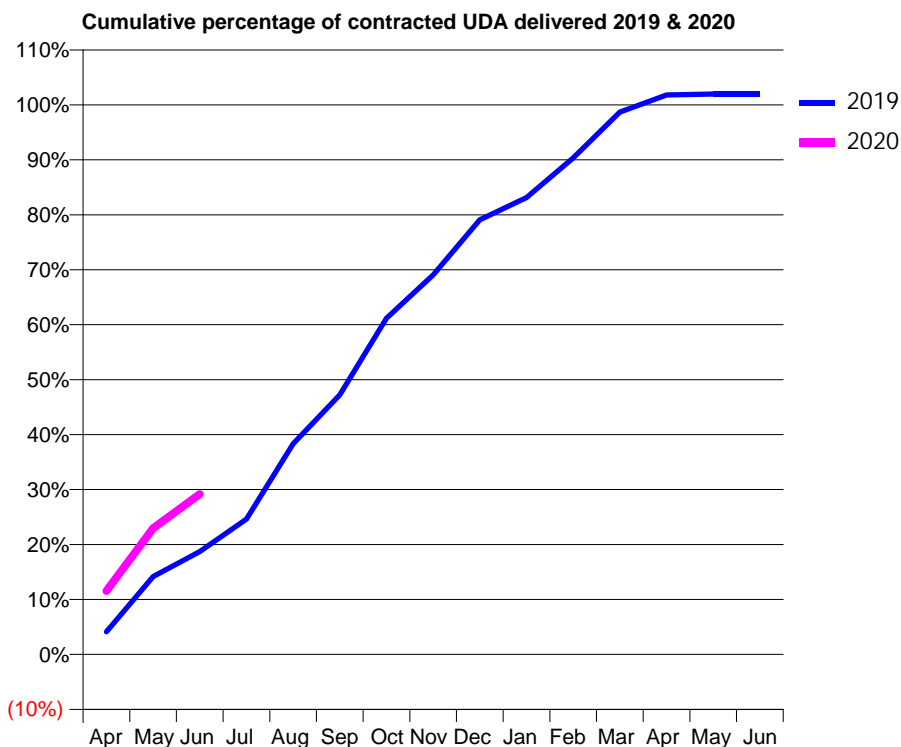
19/20 Contracted general activity (UDA)	1,014
Carry forward general activity (UDA)	0
19/20 Contracted orthodontic activity (UOA)	0
Carry forward orthodontic activity (UOA)	0
Baseline contract value	£25,909.79

ACCESS*

Patients seen in 24 months	Total	Change since previous quarter
Quarter ending June 2018	492	
Quarter ending September 2018	496	→
Quarter ending December 2018	479	↓
Quarter ending March 2019	461	↓
Quarter ending June 2019	499	↑
Variance since June 2018	1.4%	→



ACTIVITY



Month	2019	2020
April	42	117
May	144	233
June	190	296
July	250	
August	389	
September	479	
October	620	
November	700	
December	802	
January	843	
February	916	
March	1,001	
April	1,032	
May	1,034	
June	1,034	

QUALITY

	Quantity	Base Number	Contract	AT	Region	England
% of FP17s for the same patient ID Re-attending within 3 months - Children	2	107	1.9%	8.9%	10.6%	11.4%
% of FP17s for the same patient ID Re-attending within 3 months - Adults	1	112	0.9%	14.9%	15.2%	15.4%
% of FP17s for the same patient ID Re-attending between 3 & 9 months - Children	50	107	46.7%	61.6%	62.3%	59.8%
% of FP17s for the same patient ID Re-attending between 3 & 9 months - Adults	24	112	21.4%	52.9%	53.3%	52.1%
% of FP17s for Band 1 Urgent Courses	14	194	7.2%	9.3%	9.7%	9.2%
% of FP17s Relating to Free Repair or Replacements	0	194	0.0%	0.5%	0.6%	0.7%
% of FP17s Relating to Continuations	1	194	0.5%	0.7%	0.8%	0.8%
% of Patients satisfied with the dentistry they have received	1	1	N/A	93.6%	93.4%	93.4%
% of Patients satisfied with the time they had to wait for an appointment	1	1	N/A	89.3%	86.8%	87.6%

* This is based on patients treated on this contract for their most recent course of treatment. Figures in italics indicate the base number of FP17s or Patient Questionnaire responses are less than 100. N/A is shown where the base number of responses is less than 10 during the period. % is calculated as Quantity/Base number*100

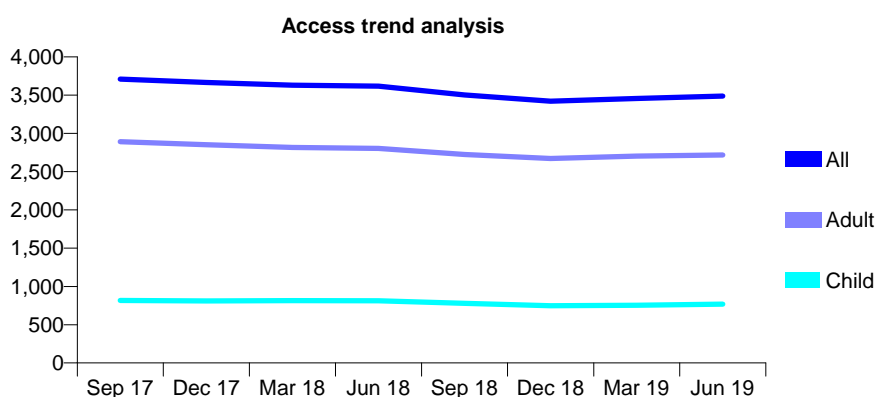
Q68 - Vital Signs At a Glance Contract Report for 318817/0001 - June 2019

Name or company name	Imran Sumar and Dalia Al-Haj
Contract type name	GDS Contract
Purpose of contract	General
Contract start date	01/04/2006
Contract end date	

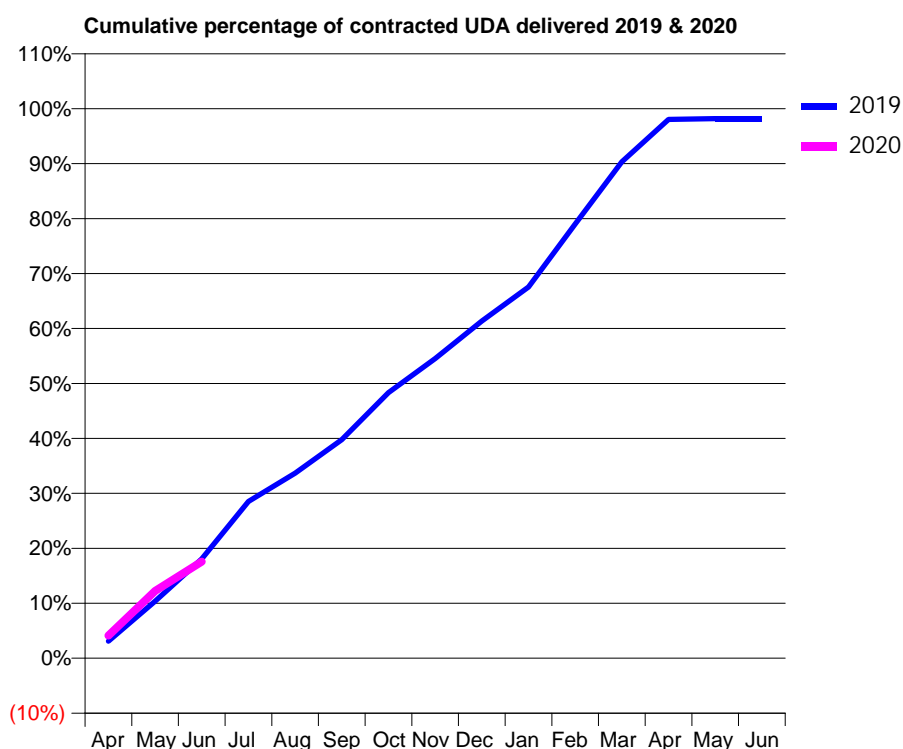
19/20 Contracted general activity (UDA)	9,903
Carry forward general activity (UDA)	0
19/20 Contracted orthodontic activity (UOA)	0
Carry forward orthodontic activity (UOA)	0
Baseline contract value	£242,789.04

ACCESS*

Patients seen in 24 months	Total	Change since previous quarter
Quarter ending June 2018	3,617	
Quarter ending September 2018	3,503	↓
Quarter ending December 2018	3,421	↓
Quarter ending March 2019	3,456	→
Quarter ending June 2019	3,487	→
Variance since June 2018	(3.6%)	↓



ACTIVITY



Month	2019	2020
April	307	408
May	1,029	1,212
June	1,789	1,742
July	2,825	
August	3,336	
September	3,938	
October	4,787	
November	5,402	
December	6,076	
January	6,689	
February	7,826	
March	8,946	
April	9,710	
May	9,721	
June	9,722	

QUALITY

	Quantity	Base Number	Contract	AT	Region	England
% of FP17s for the same patient ID Re-attending within 3 months - Children	14	260	5.4%	8.9%	10.6%	11.4%
% of FP17s for the same patient ID Re-attending within 3 months - Adults	126	971	13.0%	14.9%	15.2%	15.4%
% of FP17s for the same patient ID Re-attending between 3 & 9 months - Children	140	260	53.8%	61.6%	62.3%	59.8%
% of FP17s for the same patient ID Re-attending between 3 & 9 months - Adults	469	971	48.3%	52.9%	53.3%	52.1%
% of FP17s for Band 1 Urgent Courses	69	909	7.6%	9.3%	9.7%	9.2%
% of FP17s Relating to Free Repair or Replacements	6	909	0.7%	0.5%	0.6%	0.7%
% of FP17s Relating to Continuations	2	909	0.2%	0.7%	0.8%	0.8%
% of Patients satisfied with the dentistry they have received	0	1	N/A	93.6%	93.4%	93.4%
% of Patients satisfied with the time they had to wait for an appointment	0	1	N/A	89.3%	86.8%	87.6%

* This is based on patients treated on this contract for their most recent course of treatment.

Figures in italics indicate the base number of FP17s or Patient Questionnaire responses are less than 100. N/A is shown where the base number of responses is less than 10 during the period. % is calculated as Quantity/Base number*100

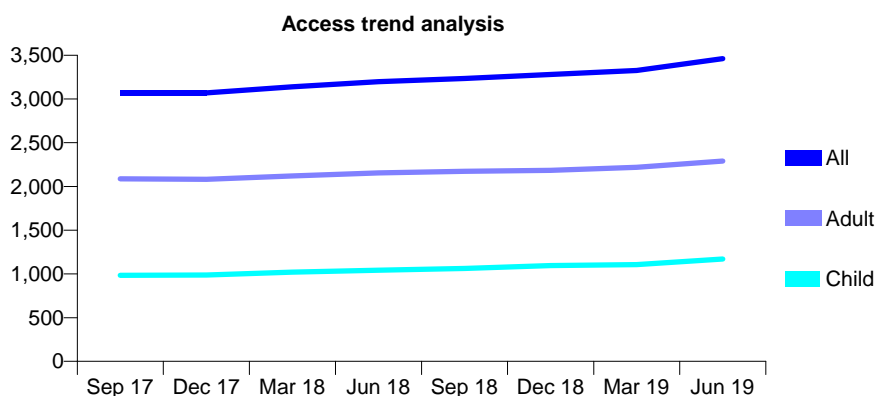
Q68 - Vital Signs At a Glance Contract Report for 319333/0001 - June 2019

Name or company name	Ball Tree Dental Practice
Contract type name	GDS Contract
Purpose of contract	General
Contract start date	01/04/2006
Contract end date	

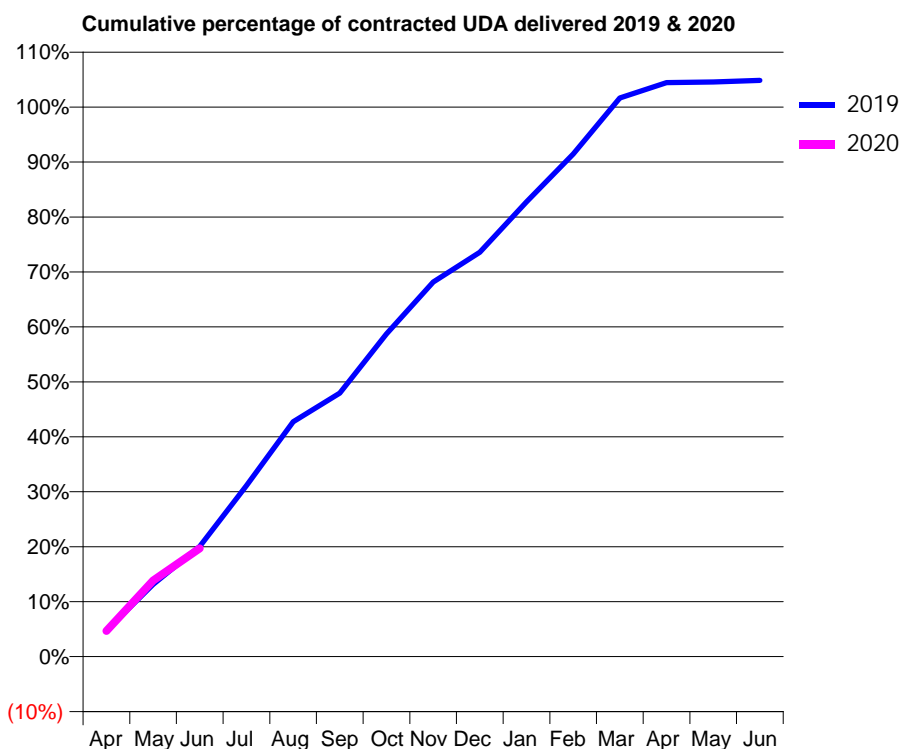
19/20 Contracted general activity (UDA)	8,875
Carry forward general activity (UDA)	0
19/20 Contracted orthodontic activity (UOA)	0
Carry forward orthodontic activity (UOA)	0
Baseline contract value	£355,246.90

ACCESS*

Patients seen in 24 months	Total	Change since previous quarter
Quarter ending June 2018	3,198	
Quarter ending September 2018	3,234	→
Quarter ending December 2018	3,281	→
Quarter ending March 2019	3,325	→
Quarter ending June 2019	3,461	↑
Variance since June 2018	8.2%	↑



ACTIVITY



Month	Adjusted Scheduled Activity (UDA)	
	2019	2020
April	420	415
May	1,166	1,228
June	1,781	1,747
July	2,763	
August	3,795	
September	4,257	
October	5,212	
November	6,049	
December	6,530	
January	7,342	
February	8,116	
March	9,021	
April	9,271	
May	9,280	
June	9,305	

QUALITY

	Quantity	Base Number	Contract	AT	Region	England
% of FP17s for the same patient ID Re-attending within 3 months - Children	43	567	7.6%	8.9%	10.6%	11.4%
% of FP17s for the same patient ID Re-attending within 3 months - Adults	119	848	14.0%	14.9%	15.2%	15.4%
% of FP17s for the same patient ID Re-attending between 3 & 9 months - Children	357	567	63.0%	61.6%	62.3%	59.8%
% of FP17s for the same patient ID Re-attending between 3 & 9 months - Adults	509	848	60.0%	52.9%	53.3%	52.1%
% of FP17s for Band 1 Urgent Courses	69	1,027	6.7%	9.3%	9.7%	9.2%
% of FP17s Relating to Free Repair or Replacements	1	1,027	0.1%	0.5%	0.6%	0.7%
% of FP17s Relating to Continuations	3	1,027	0.3%	0.7%	0.8%	0.8%
% of Patients satisfied with the dentistry they have received	1	1	N/A	93.6%	93.4%	93.4%
% of Patients satisfied with the time they had to wait for an appointment	0	1	N/A	89.3%	86.8%	87.6%

* This is based on patients treated on this contract for their most recent course of treatment. Figures in italics indicate the base number of FP17s or Patient Questionnaire responses are less than 100. N/A is shown where the base number of responses is less than 10 during the period. % is calculated as Quantity/Base number*100

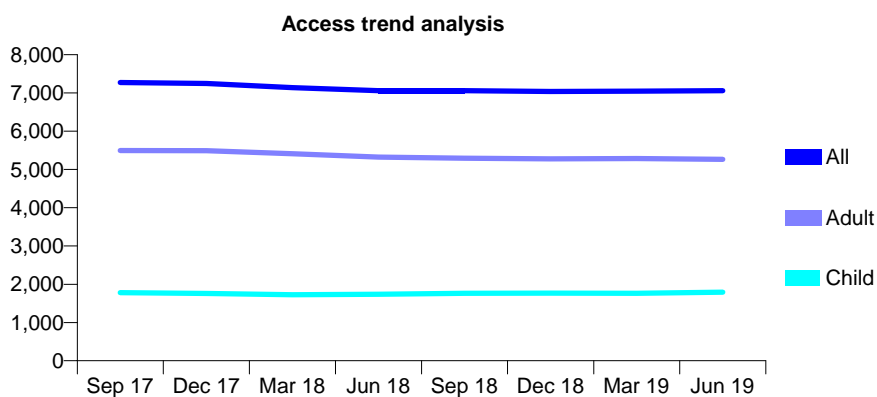
Q68 - Vital Signs At a Glance Contract Report for 320285/0001 - June 2019

Name or company name	MR GS SANDHU
Contract type name	GDS Contract
Purpose of contract	General
Contract start date	01/04/2006
Contract end date	

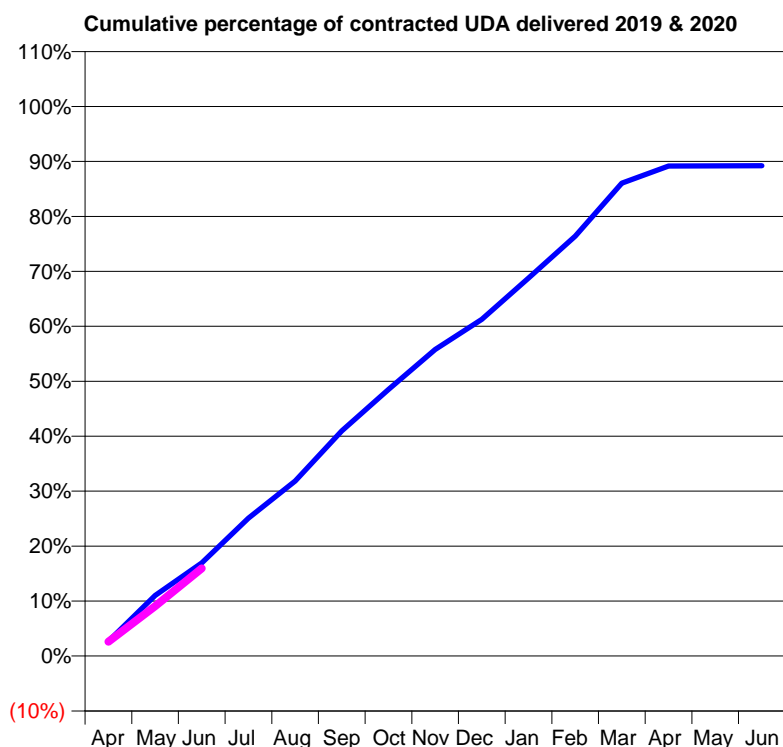
19/20 Contracted general activity (UDA)	25,689
Carry forward general activity (UDA)	0
19/20 Contracted orthodontic activity (UOA)	0
Carry forward orthodontic activity (UOA)	0
Baseline contract value	£820,754.10

ACCESS*

Patients seen in 24 months	Total	Change since previous quarter
Quarter ending June 2018	7,059	
Quarter ending September 2018	7,056	→
Quarter ending December 2018	7,041	→
Quarter ending March 2019	7,047	→
Quarter ending June 2019	7,056	→
Variance since June 2018	(0.0%)	→



ACTIVITY



Month	Adjusted Scheduled Activity (UDA)	
	2019	2020
April	696	671
May	2,833	2,328
June	4,351	4,100
July	6,448	
August	8,180	
September	10,520	
October	12,457	
November	14,328	
December	15,740	
January	17,661	
February	19,630	
March	22,103	
April	22,905	
May	22,915	
June	22,919	

QUALITY

	Quantity	Base Number	Contract	AT	Region	England
% of FP17s for the same patient ID Re-attending within 3 months - Children	33	545	6.1%	8.9%	10.6%	11.4%
% of FP17s for the same patient ID Re-attending within 3 months - Adults	244	1,529	16.0%	14.9%	15.2%	15.4%
% of FP17s for the same patient ID Re-attending between 3 & 9 months - Children	219	545	40.2%	61.6%	62.3%	59.8%
% of FP17s for the same patient ID Re-attending between 3 & 9 months - Adults	693	1,529	45.3%	52.9%	53.3%	52.1%
% of FP17s for Band 1 Urgent Courses	205	1,728	11.9%	9.3%	9.7%	9.2%
% of FP17s Relating to Free Repair or Replacements	15	1,728	0.9%	0.5%	0.6%	0.7%
% of FP17s Relating to Continuations	17	1,728	1.0%	0.7%	0.8%	0.8%
% of Patients satisfied with the dentistry they have received	7	8	N/A	93.6%	93.4%	93.4%
% of Patients satisfied with the time they had to wait for an appointment	7	8	N/A	89.3%	86.8%	87.6%

* This is based on patients treated on this contract for their most recent course of treatment. Figures in italics indicate the base number of FP17s or Patient Questionnaire responses are less than 100. N/A is shown where the base number of responses is less than 10 during the period. % is calculated as Quantity/Base number*100

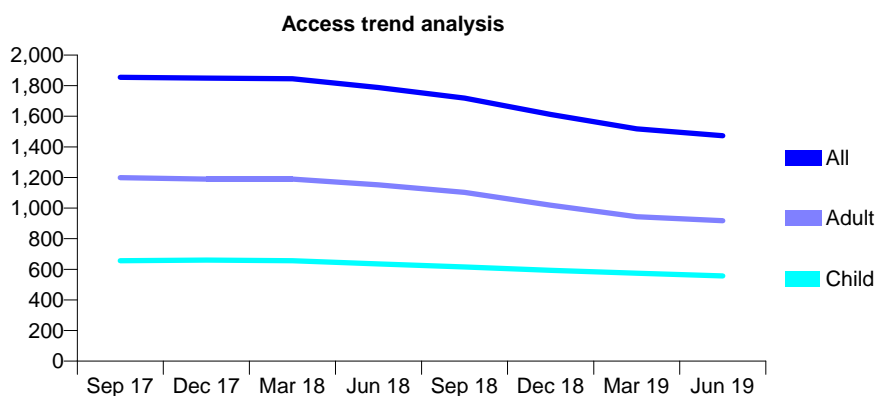
Q68 - Vital Signs At a Glance Contract Report for 320315/0002 - June 2019

Name or company name	Beech House Dental Practice
Contract type name	GDS Contract
Purpose of contract	General
Contract start date	01/11/2007
Contract end date	

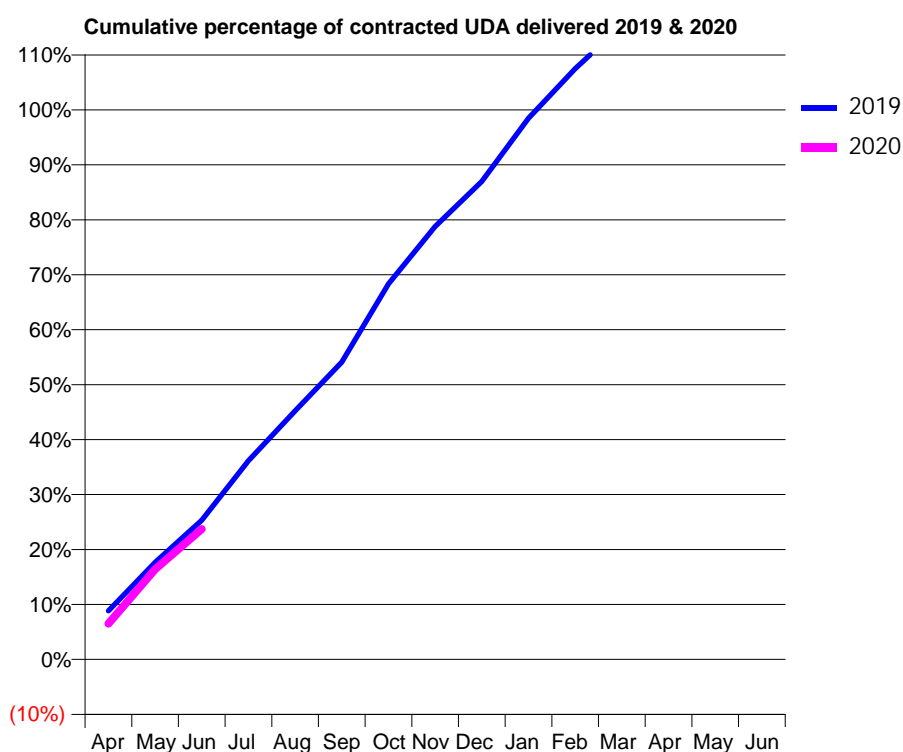
19/20 Contracted general activity (UDA)	1,800
Carry forward general activity (UDA)	0
19/20 Contracted orthodontic activity (UOA)	0
Carry forward orthodontic activity (UOA)	0
Baseline contract value	£40,887.48

ACCESS*

Patients seen in 24 months	Total	Change since previous quarter
Quarter ending June 2018	1,788	
Quarter ending September 2018	1,719	↓
Quarter ending December 2018	1,612	↓
Quarter ending March 2019	1,518	↓
Quarter ending June 2019	1,473	↓
Variance since June 2018	(17.6%)	↓



ACTIVITY



Month	Adjusted Scheduled Activity (UDA)	
	2019	2020
April	159	117
May	318	296
June	456	427
July	651	
August	815	
September	974	
October	1,230	
November	1,418	
December	1,565	
January	1,773	
February	1,935	
March	2,076	
April	2,097	
May	2,097	
June	2,097	

QUALITY

	Quantity	Base Number	Contract	AT	Region	England
% of FP17s for the same patient ID Re-attending within 3 months - Children	10	171	5.8%	8.9%	10.6%	11.4%
% of FP17s for the same patient ID Re-attending within 3 months - Adults	13	128	10.2%	14.9%	15.2%	15.4%
% of FP17s for the same patient ID Re-attending between 3 & 9 months - Children	110	171	64.3%	61.6%	62.3%	59.8%
% of FP17s for the same patient ID Re-attending between 3 & 9 months - Adults	77	128	60.2%	52.9%	53.3%	52.1%
% of FP17s for Band 1 Urgent Courses	15	286	5.2%	9.3%	9.7%	9.2%
% of FP17s Relating to Free Repair or Replacements	0	286	0.0%	0.5%	0.6%	0.7%
% of FP17s Relating to Continuations	5	286	1.7%	0.7%	0.8%	0.8%
% of Patients satisfied with the dentistry they have received	0	0	N/A	93.6%	93.4%	93.4%
% of Patients satisfied with the time they had to wait for an appointment	0	0	N/A	89.3%	86.8%	87.6%

* This is based on patients treated on this contract for their most recent course of treatment. Figures in italics indicate the base number of FP17s or Patient Questionnaire responses are less than 100. N/A is shown where the base number of responses is less than 10 during the period. % is calculated as Quantity/Base number*100

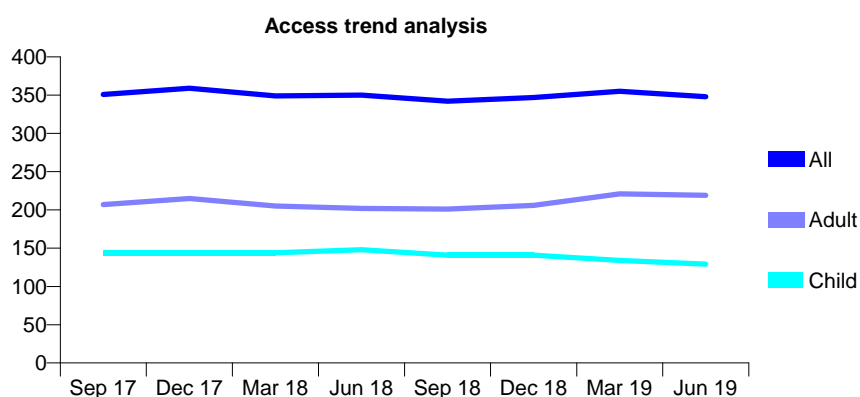
Q68 - Vital Signs At a Glance Contract Report for 320811/0001 - June 2019

Name or company name	MR AH CURTIS
Contract type name	GDS Contract
Purpose of contract	General
Contract start date	01/04/2006
Contract end date	

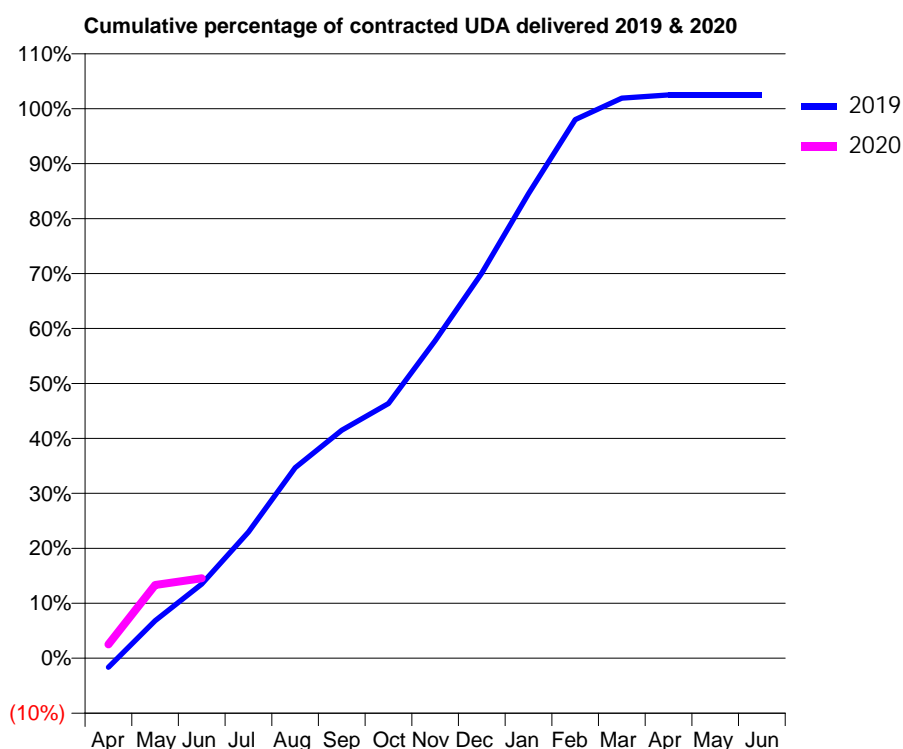
19/20 Contracted general activity (UDA)	604
Carry forward general activity (UDA)	0
19/20 Contracted orthodontic activity (UOA)	0
Carry forward orthodontic activity (UOA)	0
Baseline contract value	£15,297.91

ACCESS*

Patients seen in 24 months	Total	Change since previous quarter
Quarter ending June 2018	350	
Quarter ending September 2018	342	↓
Quarter ending December 2018	347	→
Quarter ending March 2019	355	↑
Quarter ending June 2019	348	↓
Variance since June 2018	(0.6%)	→



ACTIVITY



Adjusted Scheduled Activity (UDA)		
Month	2019	2020
April	-10	15
May	41	81
June	82	88
July	139	
August	209	
September	251	
October	280	
November	349	
December	423	
January	511	
February	592	
March	616	
April	619	
May	619	
June	619	

QUALITY

	Quantity	Base Number	Contract	AT	Region	England
% of FP17s for the same patient ID Re-attending within 3 months - Children	3	32	9.4%	8.9%	10.6%	11.4%
% of FP17s for the same patient ID Re-attending within 3 months - Adults	1	27	3.7%	14.9%	15.2%	15.4%
% of FP17s for the same patient ID Re-attending between 3 & 9 months - Children	21	32	65.6%	61.6%	62.3%	59.8%
% of FP17s for the same patient ID Re-attending between 3 & 9 months - Adults	14	27	51.9%	52.9%	53.3%	52.1%
% of FP17s for Band 1 Urgent Courses	4	56	7.1%	9.3%	9.7%	9.2%
% of FP17s Relating to Free Repair or Replacements	0	56	0.0%	0.5%	0.6%	0.7%
% of FP17s Relating to Continuations	0	56	0.0%	0.7%	0.8%	0.8%
% of Patients satisfied with the dentistry they have received	0	0	N/A	93.6%	93.4%	93.4%
% of Patients satisfied with the time they had to wait for an appointment	0	0	N/A	89.3%	86.8%	87.6%

* This is based on patients treated on this contract for their most recent course of treatment.

Figures in italics indicate the base number of FP17s or Patient Questionnaire responses are less than 100. N/A is shown where the base number of responses is less than 10 during the period. % is calculated as Quantity/Base number*100

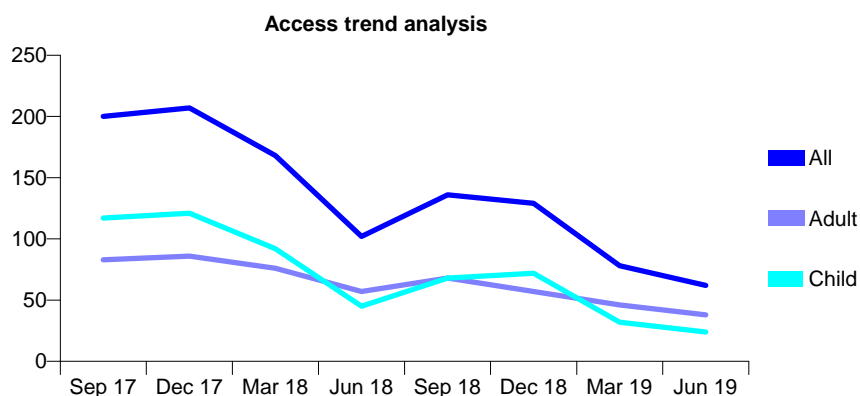
Q68 - Vital Signs At a Glance Contract Report for 322091/0001 - June 2019

Name or company name	Warren House Dental Practice - Cranleigh
Contract type name	GDS Contract
Purpose of contract	General
Contract start date	01/04/2006
Contract end date	

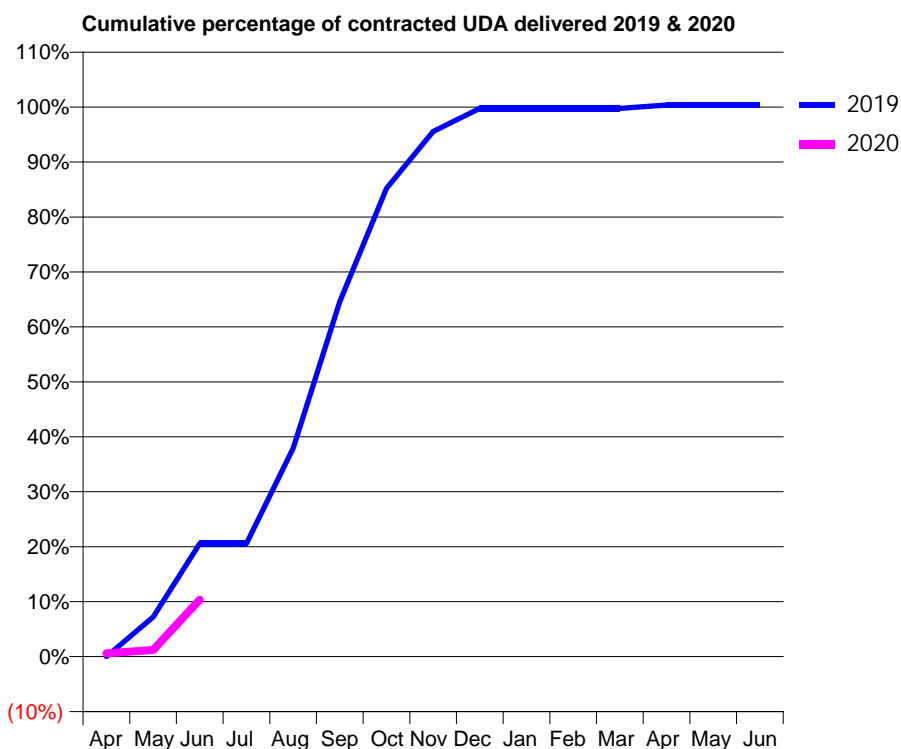
19/20 Contracted general activity (UDA)	166
Carry forward general activity (UDA)	0
19/20 Contracted orthodontic activity (UOA)	0
Carry forward orthodontic activity (UOA)	0
Baseline contract value	£4,006.91

ACCESS*

Patients seen in 24 months	Total	Change since previous quarter
Quarter ending June 2018	102	
Quarter ending September 2018	136	↑
Quarter ending December 2018	129	↓
Quarter ending March 2019	78	↓
Quarter ending June 2019	62	↓
Variance since June 2018	(39.2%)	↓



ACTIVITY



Month	Adjusted Scheduled Activity (UDA)	
	2019	2020
April	0	1
May	12	2
June	34	17
July	34	
August	63	
September	107	
October	141	
November	159	
December	166	
January	166	
February	166	
March	166	
April	167	
May	167	
June	167	

QUALITY

	Quantity	Base Number	Contract	AT	Region	England
% of FP17s for the same patient ID Re-attending within 3 months - Children	0	11	0.0%	8.9%	10.6%	11.4%
% of FP17s for the same patient ID Re-attending within 3 months - Adults	0	5	0.0%	14.9%	15.2%	15.4%
% of FP17s for the same patient ID Re-attending between 3 & 9 months - Children	0	11	0.0%	61.6%	62.3%	59.8%
% of FP17s for the same patient ID Re-attending between 3 & 9 months - Adults	1	5	20.0%	52.9%	53.3%	52.1%
% of FP17s for Band 1 Urgent Courses	1	15	6.7%	9.3%	9.7%	9.2%
% of FP17s Relating to Free Repair or Replacements	0	15	0.0%	0.5%	0.6%	0.7%
% of FP17s Relating to Continuations	0	15	0.0%	0.7%	0.8%	0.8%
% of Patients satisfied with the dentistry they have received	0	0	N/A	93.6%	93.4%	93.4%
% of Patients satisfied with the time they had to wait for an appointment	0	0	N/A	89.3%	86.8%	87.6%

* This is based on patients treated on this contract for their most recent course of treatment. Figures in italics indicate the base number of FP17s or Patient Questionnaire responses are less than 100. N/A is shown where the base number of responses is less than 10 during the period. % is calculated as Quantity/Base number*100

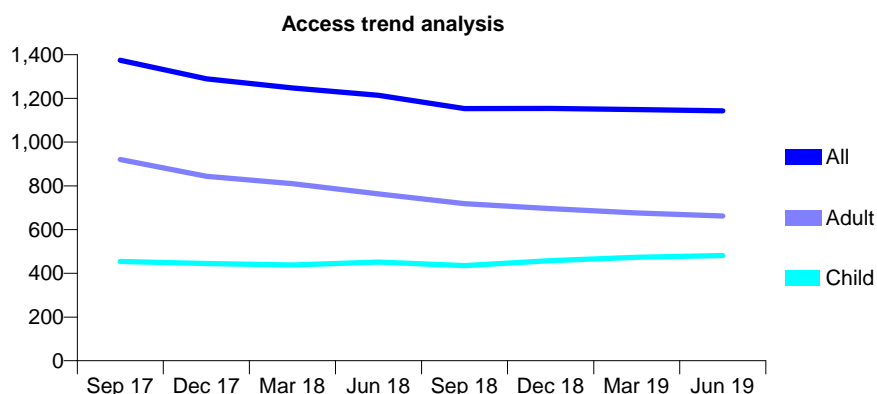
Q68 - Vital Signs At a Glance Contract Report for 324213/0001 - June 2019

Name or company name	Abraham Askari-Yagane
Contract type name	GDS Contract
Purpose of contract	General
Contract start date	01/04/2006
Contract end date	

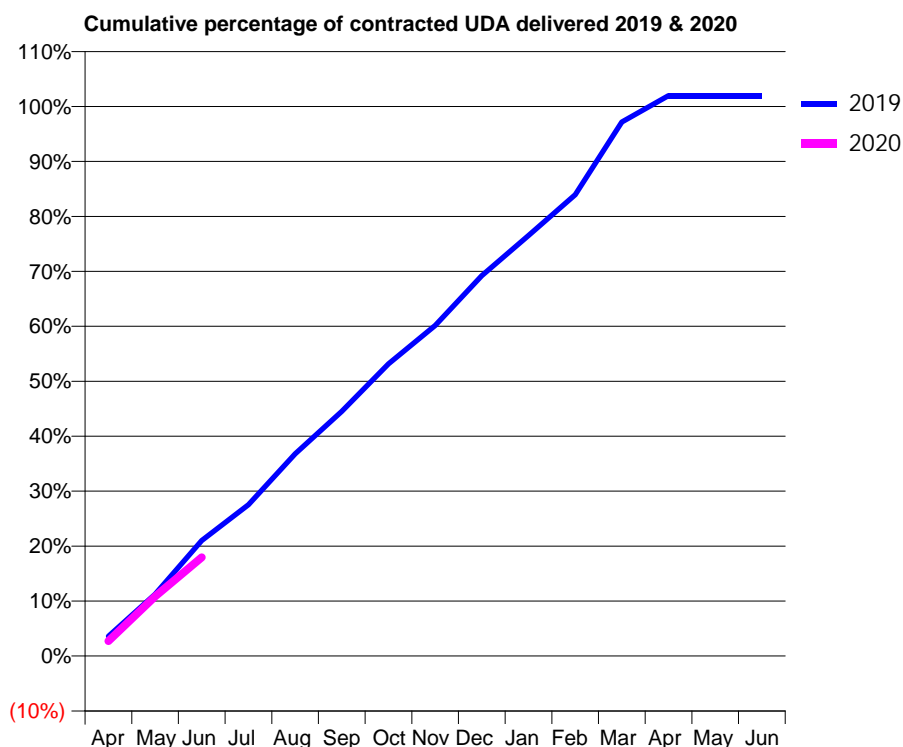
19/20 Contracted general activity (UDA)	3,561
Carry forward general activity (UDA)	0
19/20 Contracted orthodontic activity (UOA)	0
Carry forward orthodontic activity (UOA)	0
Baseline contract value	£88,796.47

ACCESS*

Patients seen in 24 months	Total	Change since previous quarter
Quarter ending June 2018	1,214	
Quarter ending September 2018	1,153	↓
Quarter ending December 2018	1,154	→
Quarter ending March 2019	1,149	→
Quarter ending June 2019	1,143	→
Variance since June 2018	(5.8%)	↓



ACTIVITY



Month	Adjusted Scheduled Activity (UDA)	
	2019	2020
April	128	97
May	401	387
June	749	640
July	980	
August	1,311	
September	1,585	
October	1,893	
November	2,142	
December	2,465	
January	2,725	
February	2,989	
March	3,459	
April	3,631	
May	3,631	
June	3,631	

QUALITY

	Quantity	Base Number	Contract	AT	Region	England
% of FP17s for the same patient ID Re-attending within 3 months - Children	5	182	2.7%	8.9%	10.6%	11.4%
% of FP17s for the same patient ID Re-attending within 3 months - Adults	16	192	8.3%	14.9%	15.2%	15.4%
% of FP17s for the same patient ID Re-attending between 3 & 9 months - Children	116	182	63.7%	61.6%	62.3%	59.8%
% of FP17s for the same patient ID Re-attending between 3 & 9 months - Adults	129	192	67.2%	52.9%	53.3%	52.1%
% of FP17s for Band 1 Urgent Courses	8	282	2.8%	9.3%	9.7%	9.2%
% of FP17s Relating to Free Repair or Replacements	0	282	0.0%	0.5%	0.6%	0.7%
% of FP17s Relating to Continuations	0	282	0.0%	0.7%	0.8%	0.8%
% of Patients satisfied with the dentistry they have received	1	1	N/A	93.6%	93.4%	93.4%
% of Patients satisfied with the time they had to wait for an appointment	1	1	N/A	89.3%	86.8%	87.6%

* This is based on patients treated on this contract for their most recent course of treatment. Figures in italics indicate the base number of FP17s or Patient Questionnaire responses are less than 100. N/A is shown where the base number of responses is less than 10 during the period. % is calculated as Quantity/Base number*100

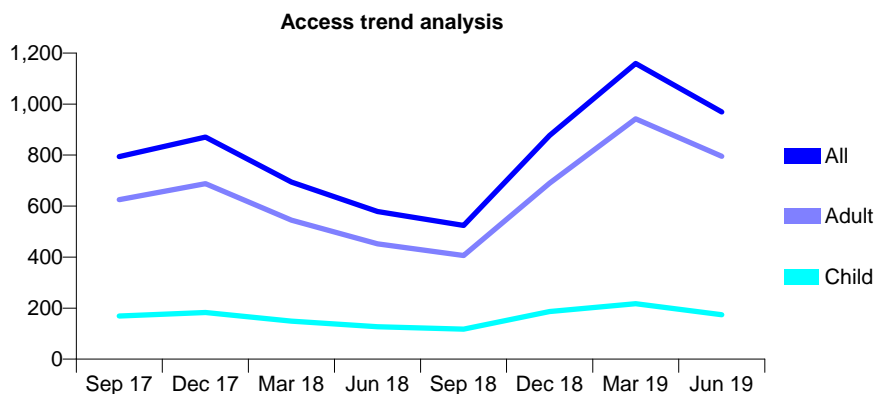
Q68 - Vital Signs At a Glance Contract Report for 324477/0001 - June 2019

Name or company name	Montpelier Dental Care
Contract type name	GDS Contract
Purpose of contract	General
Contract start date	01/04/2006
Contract end date	

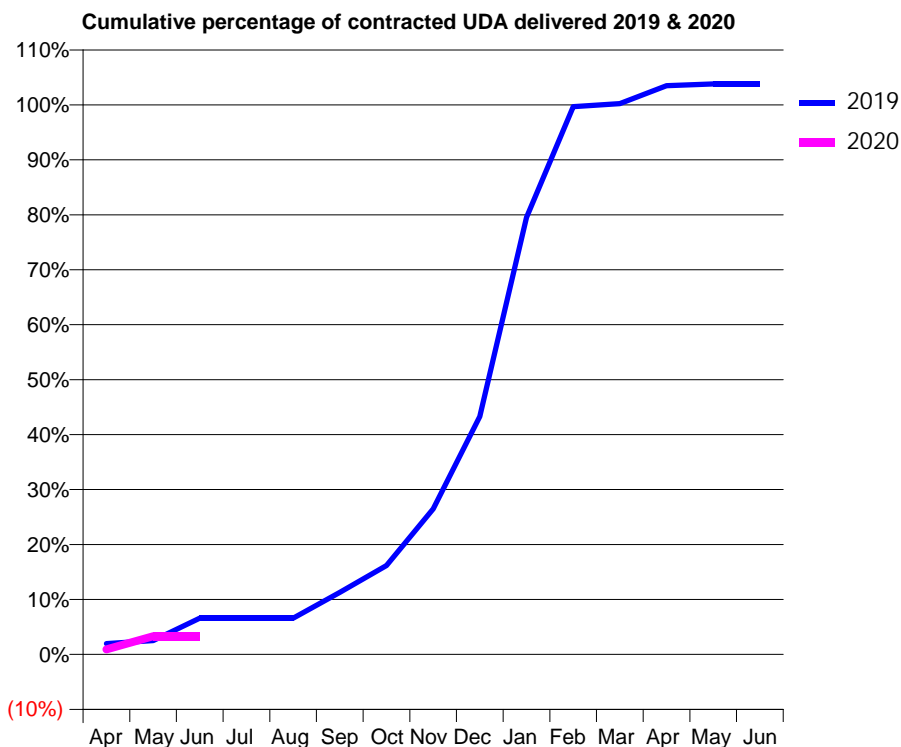
19/20 Contracted general activity (UDA)	2,932
Carry forward general activity (UDA)	0
19/20 Contracted orthodontic activity (UOA)	0
Carry forward orthodontic activity (UOA)	0
Baseline contract value	£96,518.64

ACCESS*

Patients seen in 24 months	Total	Change since previous quarter
Quarter ending June 2018	579	
Quarter ending September 2018	524	↓
Quarter ending December 2018	877	↑
Quarter ending March 2019	1,159	↑
Quarter ending June 2019	969	↓
Variance since June 2018	67.4%	↑



ACTIVITY



Month	Adjusted Scheduled Activity (UDA)	
	2019	2020
April	58	27
May	73	97
June	193	97
July	193	
August	193	
September	331	
October	474	
November	776	
December	1,269	
January	2,331	
February	2,923	
March	2,939	
April	3,034	
May	3,043	
June	3,043	

QUALITY

	Quantity	Base Number	Contract	AT	Region	England
% of FP17s for the same patient ID Re-attending within 3 months - Children	0	11	0.0%	8.9%	10.6%	11.4%
% of FP17s for the same patient ID Re-attending within 3 months - Adults	5	46	10.9%	14.9%	15.2%	15.4%
% of FP17s for the same patient ID Re-attending between 3 & 9 months - Children	0	11	0.0%	61.6%	62.3%	59.8%
% of FP17s for the same patient ID Re-attending between 3 & 9 months - Adults	0	46	0.0%	52.9%	53.3%	52.1%
% of FP17s for Band 1 Urgent Courses	0	12	0.0%	9.3%	9.7%	9.2%
% of FP17s Relating to Free Repair or Replacements	0	12	0.0%	0.5%	0.6%	0.7%
% of FP17s Relating to Continuations	0	12	0.0%	0.7%	0.8%	0.8%
% of Patients satisfied with the dentistry they have received	0	0	N/A	93.6%	93.4%	93.4%
% of Patients satisfied with the time they had to wait for an appointment	0	0	N/A	89.3%	86.8%	87.6%

* This is based on patients treated on this contract for their most recent course of treatment. Figures in italics indicate the base number of FP17s or Patient Questionnaire responses are less than 100. N/A is shown where the base number of responses is less than 10 during the period. % is calculated as Quantity/Base number*100

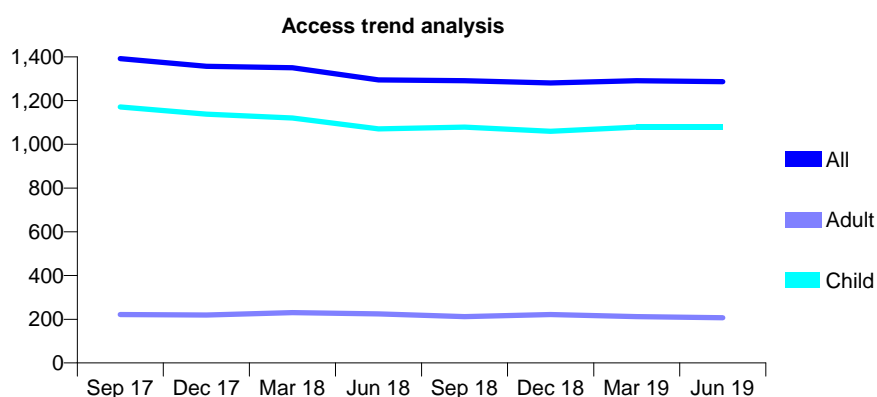
Q68 - Vital Signs At a Glance Contract Report for 324655/0001 - June 2019

Name or company name	MRS SC TAYLOR
Contract type name	GDS Contract
Purpose of contract	General
Contract start date	01/04/2006
Contract end date	

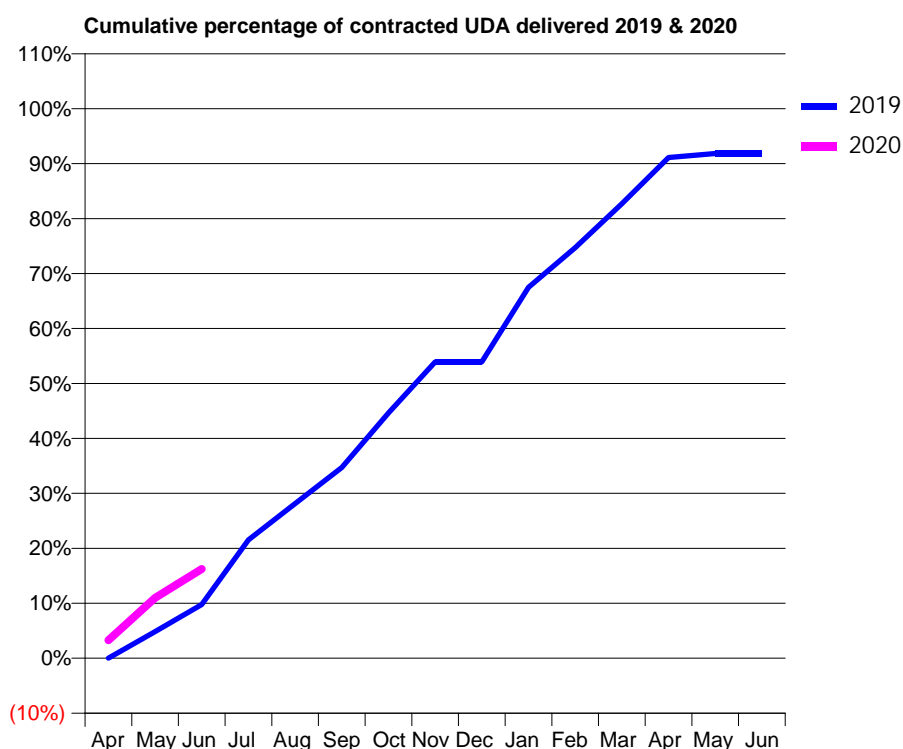
19/20 Contracted general activity (UDA)	2,221
Carry forward general activity (UDA)	0
19/20 Contracted orthodontic activity (UOA)	0
Carry forward orthodontic activity (UOA)	0
Baseline contract value	£55,040.02

ACCESS*

Patients seen in 24 months	Total	Change since previous quarter
Quarter ending June 2018	1,295	
Quarter ending September 2018	1,291	→
Quarter ending December 2018	1,281	→
Quarter ending March 2019	1,291	→
Quarter ending June 2019	1,286	→
Variance since June 2018	(0.7%)	→



ACTIVITY



Month	2019	2020
April	0	73
May	108	244
June	217	361
July	478	
August	625	
September	771	
October	992	
November	1,197	
December	1,197	
January	1,499	
February	1,659	
March	1,837	
April	2,024	
May	2,040	
June	2,040	

QUALITY

	Quantity	Base Number	Contract	AT	Region	England
% of FP17s for the same patient ID Re-attending within 3 months - Children	36	439	8.2%	8.9%	10.6%	11.4%
% of FP17s for the same patient ID Re-attending within 3 months - Adults	1	17	5.9%	14.9%	15.2%	15.4%
% of FP17s for the same patient ID Re-attending between 3 & 9 months - Children	241	439	54.9%	61.6%	62.3%	59.8%
% of FP17s for the same patient ID Re-attending between 3 & 9 months - Adults	10	17	58.8%	52.9%	53.3%	52.1%
% of FP17s for Band 1 Urgent Courses	14	296	4.7%	9.3%	9.7%	9.2%
% of FP17s Relating to Free Repair or Replacements	0	296	0.0%	0.5%	0.6%	0.7%
% of FP17s Relating to Continuations	0	296	0.0%	0.7%	0.8%	0.8%
% of Patients satisfied with the dentistry they have received	1	1	N/A	93.6%	93.4%	93.4%
% of Patients satisfied with the time they had to wait for an appointment	1	1	N/A	89.3%	86.8%	87.6%

* This is based on patients treated on this contract for their most recent course of treatment.

Figures in italics indicate the base number of FP17s or Patient Questionnaire responses are less than 100. N/A is shown where the base number of responses is less than 10 during the period. % is calculated as Quantity/Base number*100

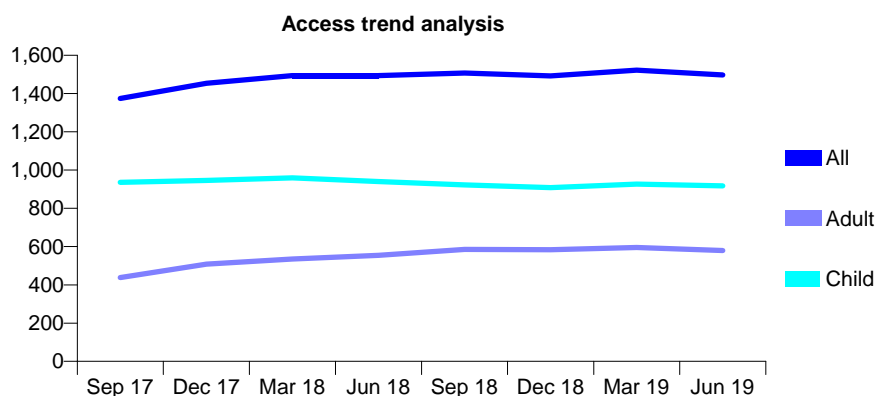
Q68 - Vital Signs At a Glance Contract Report for 325422/0001 - June 2019

Name or company name	MR AM HOPKINS
Contract type name	GDS Contract
Purpose of contract	General
Contract start date	01/04/2006
Contract end date	

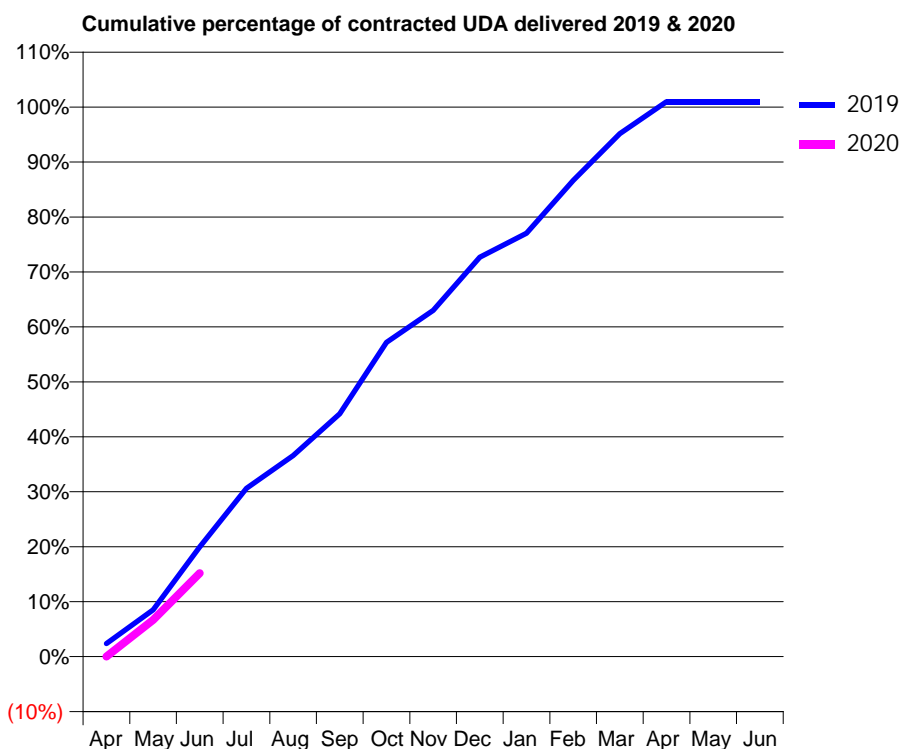
19/20 Contracted general activity (UDA)	3,200
Carry forward general activity (UDA)	0
19/20 Contracted orthodontic activity (UOA)	0
Carry forward orthodontic activity (UOA)	0
Baseline contract value	£91,537.23

ACCESS*

Patients seen in 24 months	Total	Change since previous quarter
Quarter ending June 2018	1,494	
Quarter ending September 2018	1,507	→
Quarter ending December 2018	1,492	→
Quarter ending March 2019	1,522	↑
Quarter ending June 2019	1,497	↓
Variance since June 2018	0.2%	→



ACTIVITY



Month	Adjusted Scheduled Activity (UDA)	
	2019	2020
April	76	0
May	273	214
June	639	486
July	980	
August	1,171	
September	1,415	
October	1,830	
November	2,016	
December	2,326	
January	2,465	
February	2,773	
March	3,045	
April	3,231	
May	3,231	
June	3,231	

QUALITY

	Quantity	Base Number	Contract	AT	Region	England
% of FP17s for the same patient ID Re-attending within 3 months - Children	23	326	7.1%	8.9%	10.6%	11.4%
% of FP17s for the same patient ID Re-attending within 3 months - Adults	18	116	15.5%	14.9%	15.2%	15.4%
% of FP17s for the same patient ID Re-attending between 3 & 9 months - Children	211	326	64.7%	61.6%	62.3%	59.8%
% of FP17s for the same patient ID Re-attending between 3 & 9 months - Adults	59	116	50.9%	52.9%	53.3%	52.1%
% of FP17s for Band 1 Urgent Courses	25	316	7.9%	9.3%	9.7%	9.2%
% of FP17s Relating to Free Repair or Replacements	8	316	2.5%	0.5%	0.6%	0.7%
% of FP17s Relating to Continuations	1	316	0.3%	0.7%	0.8%	0.8%
% of Patients satisfied with the dentistry they have received	0	0	N/A	93.6%	93.4%	93.4%
% of Patients satisfied with the time they had to wait for an appointment	0	0	N/A	89.3%	86.8%	87.6%

* This is based on patients treated on this contract for their most recent course of treatment. Figures in italics indicate the base number of FP17s or Patient Questionnaire responses are less than 100. N/A is shown where the base number of responses is less than 10 during the period. % is calculated as Quantity/Base number*100

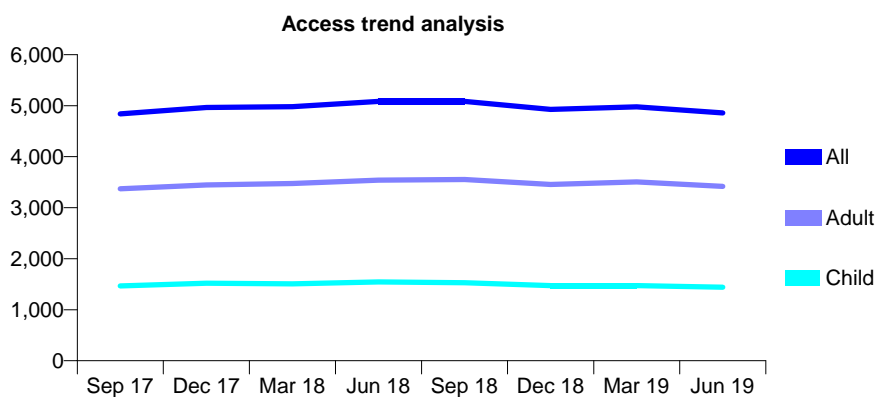
Q68 - Vital Signs At a Glance Contract Report for 325902/0001 - June 2019

Name or company name	AJ Dental Group
Contract type name	GDS Contract
Purpose of contract	General
Contract start date	01/04/2006
Contract end date	

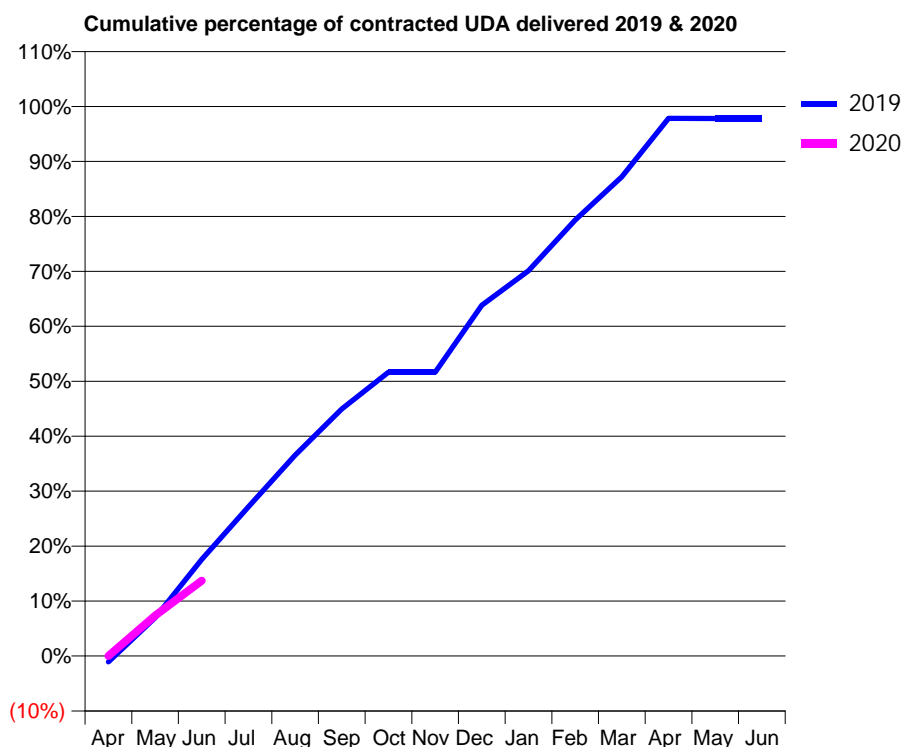
19/20 Contracted general activity (UDA)	15,612
Carry forward general activity (UDA)	0
19/20 Contracted orthodontic activity (UOA)	0
Carry forward orthodontic activity (UOA)	0
Baseline contract value	£383,293.71

ACCESS*

Patients seen in 24 months	Total	Change since previous quarter
Quarter ending June 2018	5,083	
Quarter ending September 2018	5,083	→
Quarter ending December 2018	4,926	↓
Quarter ending March 2019	4,976	→
Quarter ending June 2019	4,860	↓
Variance since June 2018	(4.4%)	↓



ACTIVITY



Month	Adjusted Scheduled Activity (UDA)	
	2019	2020
April	-170	0
May	1,089	1,151
June	2,745	2,139
July	4,243	
August	5,708	
September	7,019	
October	8,064	
November	8,064	
December	9,967	
January	10,947	
February	12,385	
March	13,616	
April	15,273	
May	15,270	
June	15,271	

QUALITY

	Quantity	Base Number	Contract	AT	Region	England
% of FP17s for the same patient ID Re-attending within 3 months - Children	59	552	10.7%	8.9%	10.6%	11.4%
% of FP17s for the same patient ID Re-attending within 3 months - Adults	222	1,253	17.7%	14.9%	15.2%	15.4%
% of FP17s for the same patient ID Re-attending between 3 & 9 months - Children	350	552	63.4%	61.6%	62.3%	59.8%
% of FP17s for the same patient ID Re-attending between 3 & 9 months - Adults	697	1,253	55.6%	52.9%	53.3%	52.1%
% of FP17s for Band 1 Urgent Courses	147	1,104	13.3%	9.3%	9.7%	9.2%
% of FP17s Relating to Free Repair or Replacements	13	1,104	1.2%	0.5%	0.6%	0.7%
% of FP17s Relating to Continuations	3	1,104	0.3%	0.7%	0.8%	0.8%
% of Patients satisfied with the dentistry they have received	1	2	N/A	93.6%	93.4%	93.4%
% of Patients satisfied with the time they had to wait for an appointment	1	2	N/A	89.3%	86.8%	87.6%

* This is based on patients treated on this contract for their most recent course of treatment. Figures in italics indicate the base number of FP17s or Patient Questionnaire responses are less than 100. N/A is shown where the base number of responses is less than 10 during the period. % is calculated as Quantity/Base number*100

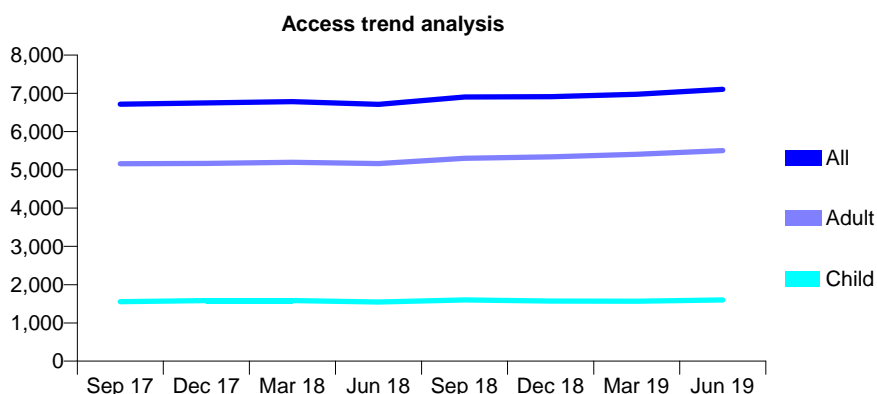
Q68 - Vital Signs At a Glance Contract Report for 325902/0002 - June 2019

Name or company name	AJ Dental Group
Contract type name	GDS Contract
Purpose of contract	General
Contract start date	01/04/2006
Contract end date	

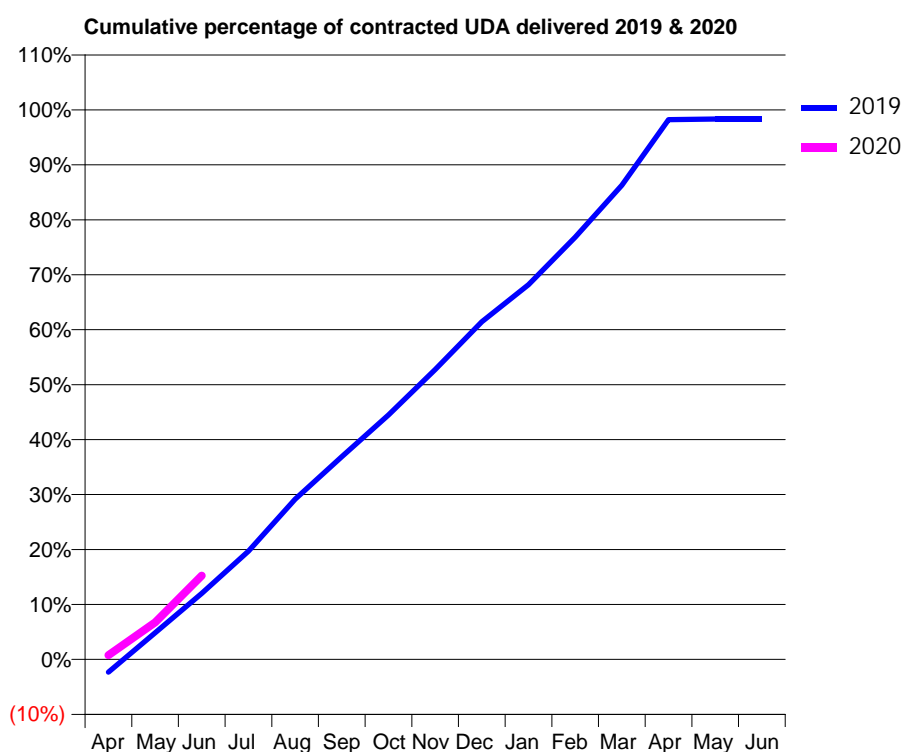
19/20 Contracted general activity (UDA)	23,284
Carry forward general activity (UDA)	0
19/20 Contracted orthodontic activity (UOA)	0
Carry forward orthodontic activity (UOA)	0
Baseline contract value	£616,587.27

ACCESS*

Patients seen in 24 months	Total	Change since previous quarter
Quarter ending June 2018	6,711	
Quarter ending September 2018	6,903	↑
Quarter ending December 2018	6,909	→
Quarter ending March 2019	6,972	→
Quarter ending June 2019	7,105	→
Variance since June 2018	5.9%	↑



ACTIVITY



Month	2019	2020
April	-548	176
May	1,128	1,569
June	2,802	3,550
July	4,592	
August	6,795	
September	8,593	
October	10,362	
November	12,279	
December	14,302	
January	15,883	
February	17,892	
March	20,091	
April	22,871	
May	22,890	
June	22,899	

QUALITY

	Quantity	Base Number	Contract	AT	Region	England
% of FP17s for the same patient ID Re-attending within 3 months - Children	43	669	6.4%	8.9%	10.6%	11.4%
% of FP17s for the same patient ID Re-attending within 3 months - Adults	286	2,174	13.2%	14.9%	15.2%	15.4%
% of FP17s for the same patient ID Re-attending between 3 & 9 months - Children	395	669	59.0%	61.6%	62.3%	59.8%
% of FP17s for the same patient ID Re-attending between 3 & 9 months - Adults	1,302	2,174	59.9%	52.9%	53.3%	52.1%
% of FP17s for Band 1 Urgent Courses	174	1,753	9.9%	9.3%	9.7%	9.2%
% of FP17s Relating to Free Repair or Replacements	13	1,753	0.7%	0.5%	0.6%	0.7%
% of FP17s Relating to Continuations	1	1,753	0.1%	0.7%	0.8%	0.8%
% of Patients satisfied with the dentistry they have received	2	2	N/A	93.6%	93.4%	93.4%
% of Patients satisfied with the time they had to wait for an appointment	2	2	N/A	89.3%	86.8%	87.6%

* This is based on patients treated on this contract for their most recent course of treatment. Figures in italics indicate the base number of FP17s or Patient Questionnaire responses are less than 100. N/A is shown where the base number of responses is less than 10 during the period. % is calculated as Quantity/Base number*100

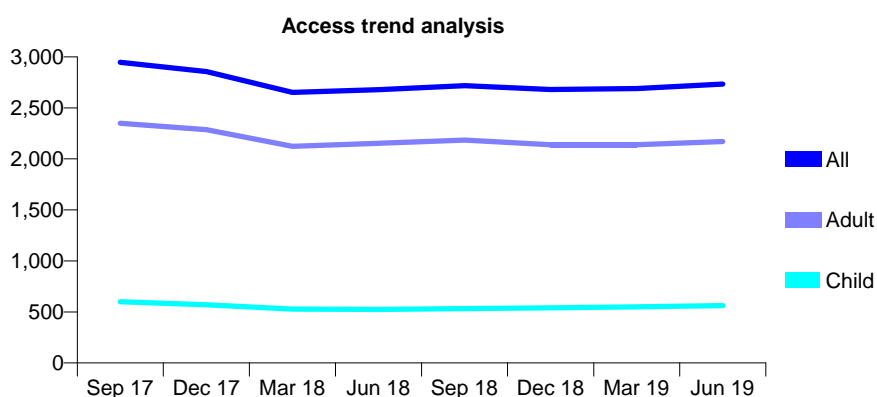
Q68 - Vital Signs At a Glance Contract Report for 326011/0001 - June 2019

Name or company name	Firs Dental Surgery Partnership
Contract type name	GDS Contract
Purpose of contract	General
Contract start date	01/04/2006
Contract end date	

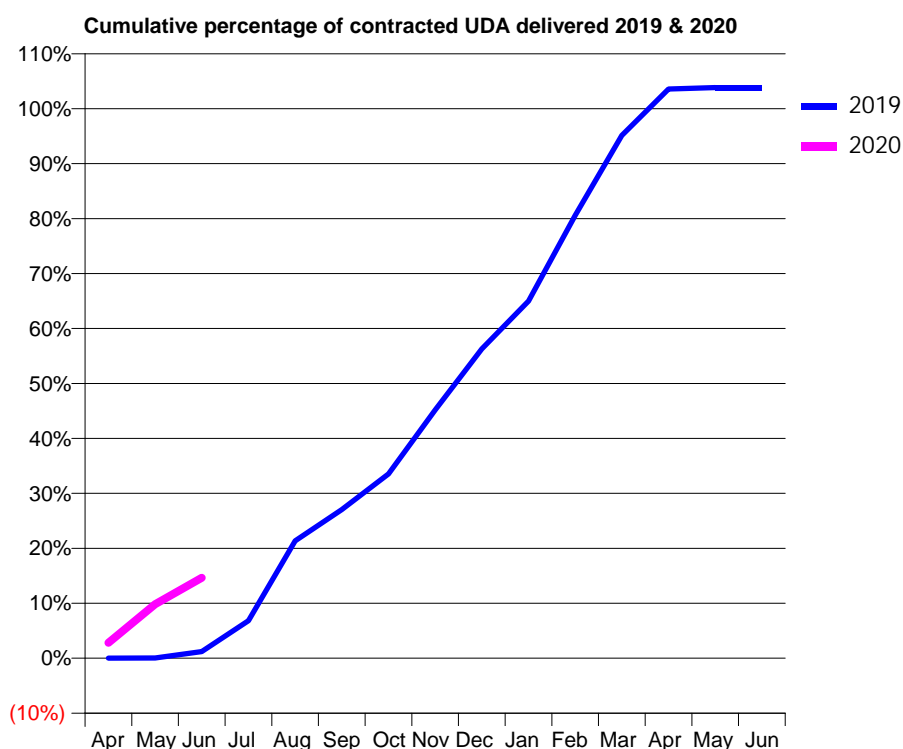
19/20 Contracted general activity (UDA)	9,700
Carry forward general activity (UDA)	0
19/20 Contracted orthodontic activity (UOA)	0
Carry forward orthodontic activity (UOA)	0
Baseline contract value	£226,604.09

ACCESS*

Patients seen in 24 months	Total	Change since previous quarter
Quarter ending June 2018	2,679	
Quarter ending September 2018	2,717	→
Quarter ending December 2018	2,680	↓
Quarter ending March 2019	2,689	→
Quarter ending June 2019	2,734	→
Variance since June 2018	2.1%	↑



ACTIVITY



Month	Adjusted Scheduled Activity (UDA)	
	2019	2020
April	0	275
May	3	954
June	118	1,421
July	663	
August	2,074	
September	2,624	
October	3,252	
November	4,383	
December	5,461	
January	6,306	
February	7,819	
March	9,228	
April	10,045	
May	10,070	
June	10,070	

QUALITY

	Quantity	Base Number	Contract	AT	Region	England
% of FP17s for the same patient ID Re-attending within 3 months - Children	8	144	5.6%	8.9%	10.6%	11.4%
% of FP17s for the same patient ID Re-attending within 3 months - Adults	42	562	7.5%	14.9%	15.2%	15.4%
% of FP17s for the same patient ID Re-attending between 3 & 9 months - Children	76	144	52.8%	61.6%	62.3%	59.8%
% of FP17s for the same patient ID Re-attending between 3 & 9 months - Adults	273	562	48.6%	52.9%	53.3%	52.1%
% of FP17s for Band 1 Urgent Courses	35	551	6.4%	9.3%	9.7%	9.2%
% of FP17s Relating to Free Repair or Replacements	0	551	0.0%	0.5%	0.6%	0.7%
% of FP17s Relating to Continuations	0	551	0.0%	0.7%	0.8%	0.8%
% of Patients satisfied with the dentistry they have received	0	0	N/A	93.6%	93.4%	93.4%
% of Patients satisfied with the time they had to wait for an appointment	0	0	N/A	89.3%	86.8%	87.6%

* This is based on patients treated on this contract for their most recent course of treatment.

Figures in italics indicate the base number of FP17s or Patient Questionnaire responses are less than 100. N/A is shown where the base number of responses is less than 10 during the period. % is calculated as Quantity/Base number*100

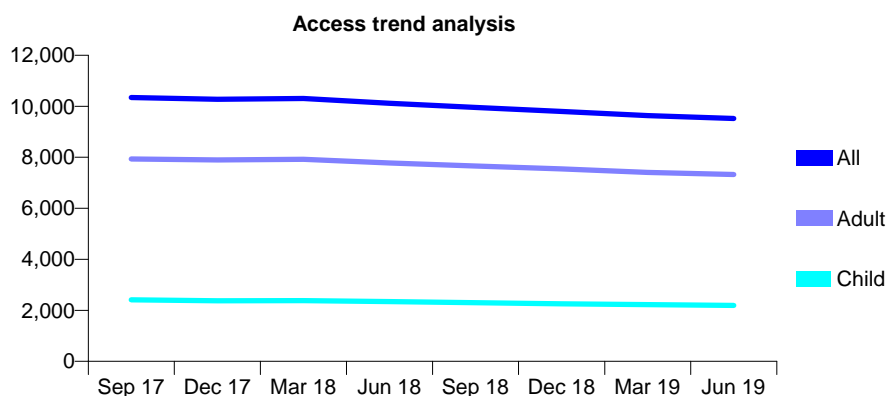
Q68 - Vital Signs At a Glance Contract Report for 331279/0002 - June 2019

Name or company name	Battle Road Dental Practice
Contract type name	GDS Contract
Purpose of contract	General
Contract start date	01/04/2008
Contract end date	

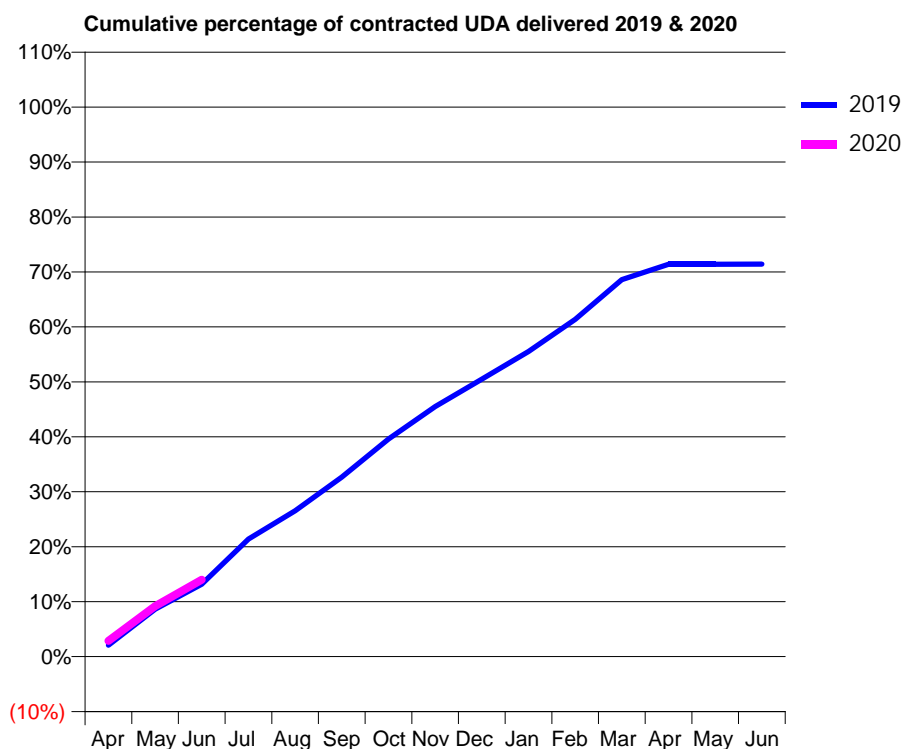
19/20 Contracted general activity (UDA)	30,290
Carry forward general activity (UDA)	0
19/20 Contracted orthodontic activity (UOA)	0
Carry forward orthodontic activity (UOA)	0
Baseline contract value	£833,799.74

ACCESS*

Patients seen in 24 months	Total	Change since previous quarter
Quarter ending June 2018	10,121	
Quarter ending September 2018	9,954	↓
Quarter ending December 2018	9,795	↓
Quarter ending March 2019	9,633	↓
Quarter ending June 2019	9,519	↓
Variance since June 2018	(5.9%)	↓



ACTIVITY



Month	Adjusted Scheduled Activity (UDA)	
	2019	2020
April	628	871
May	2,615	2,784
June	3,997	4,236
July	6,480	
August	8,036	
September	9,900	
October	11,995	
November	13,782	
December	15,293	
January	16,821	
February	18,596	
March	20,775	
April	21,628	
May	21,632	
June	21,633	

QUALITY

	Quantity	Base Number	Contract	AT	Region	England
% of FP17s for the same patient ID Re-attending within 3 months - Children	62	838	7.4%	8.9%	10.6%	11.4%
% of FP17s for the same patient ID Re-attending within 3 months - Adults	408	2,544	16.0%	14.9%	15.2%	15.4%
% of FP17s for the same patient ID Re-attending between 3 & 9 months - Children	484	838	57.8%	61.6%	62.3%	59.8%
% of FP17s for the same patient ID Re-attending between 3 & 9 months - Adults	1,401	2,544	55.1%	52.9%	53.3%	52.1%
% of FP17s for Band 1 Urgent Courses	347	2,536	13.7%	9.3%	9.7%	9.2%
% of FP17s Relating to Free Repair or Replacements	19	2,536	0.7%	0.5%	0.6%	0.7%
% of FP17s Relating to Continuations	14	2,536	0.6%	0.7%	0.8%	0.8%
% of Patients satisfied with the dentistry they have received	5	6	N/A	93.6%	93.4%	93.4%
% of Patients satisfied with the time they had to wait for an appointment	5	6	N/A	89.3%	86.8%	87.6%

* This is based on patients treated on this contract for their most recent course of treatment. Figures in italics indicate the base number of FP17s or Patient Questionnaire responses are less than 100. N/A is shown where the base number of responses is less than 10 during the period. % is calculated as Quantity/Base number*100

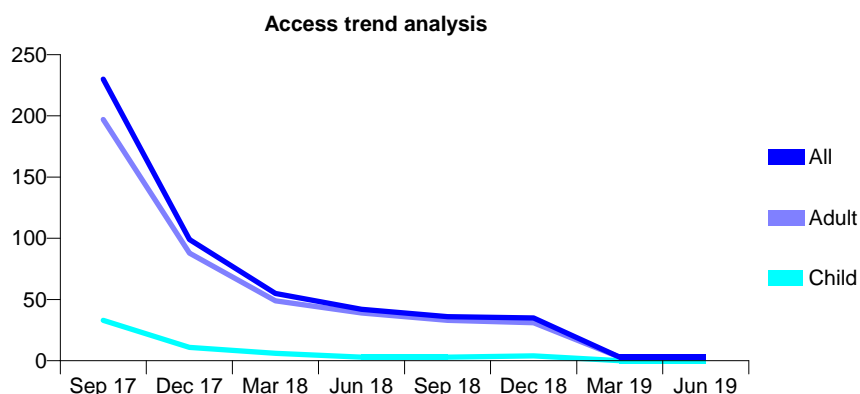
Q68 - Vital Signs At a Glance Contract Report for 331279/0005 - June 2019

Name or company name	Battle Road Dental Practice
Contract type name	GDS Contract
Purpose of contract	General
Contract start date	01/04/2012
Contract end date	

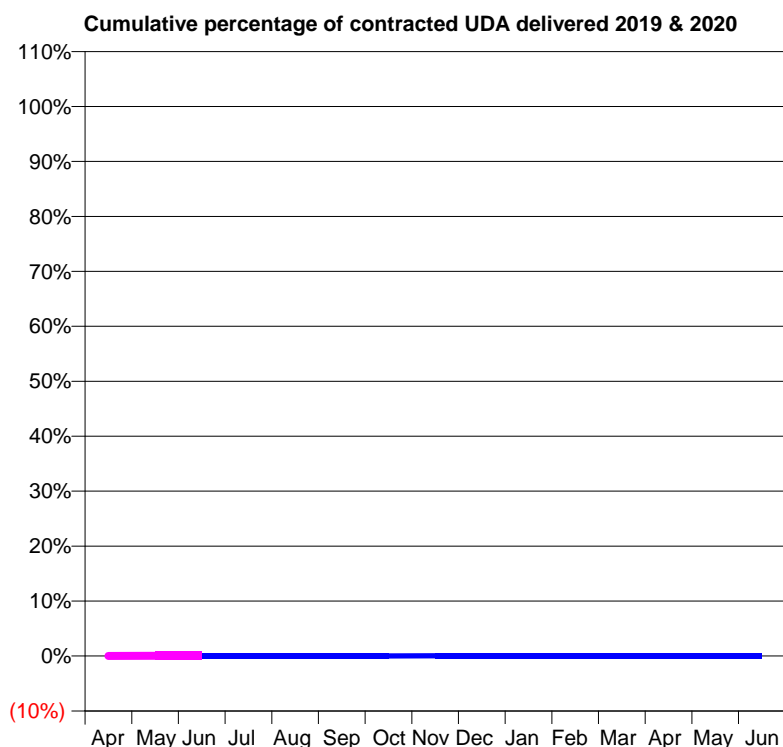
19/20 Contracted general activity (UDA)	4,939
Carry forward general activity (UDA)	0
19/20 Contracted orthodontic activity (UOA)	0
Carry forward orthodontic activity (UOA)	0
Baseline contract value	£115,578.03

ACCESS*

Patients seen in 24 months	Total	Change since previous quarter
Quarter ending June 2018	42	
Quarter ending September 2018	36	↓
Quarter ending December 2018	35	↓
Quarter ending March 2019	3	↓
Quarter ending June 2019	3	→
Variance since June 2018	(92.9%)	↓



ACTIVITY



Month	Adjusted Scheduled Activity (UDA)	
	2019	2020
April	0	0
May	0	1
June	0	1
July	0	
August	0	
September	0	
October	0	
November	3	
December	3	
January	3	
February	3	
March	3	
April	3	
May	3	
June	3	

QUALITY

	Quantity	Base Number	Contract	AT	Region	England
% of FP17s for the same patient ID Re-attending within 3 months - Children	0	0	N/A	8.9%	10.6%	11.4%
% of FP17s for the same patient ID Re-attending within 3 months - Adults	0	1	0.0%	14.9%	15.2%	15.4%
% of FP17s for the same patient ID Re-attending between 3 & 9 months - Children	0	0	N/A	61.6%	62.3%	59.8%
% of FP17s for the same patient ID Re-attending between 3 & 9 months - Adults	0	1	0.0%	52.9%	53.3%	52.1%
% of FP17s for Band 1 Urgent Courses	1	1	100.0%	9.3%	9.7%	9.2%
% of FP17s Relating to Free Repair or Replacements	0	1	0.0%	0.5%	0.6%	0.7%
% of FP17s Relating to Continuations	0	1	0.0%	0.7%	0.8%	0.8%
% of Patients satisfied with the dentistry they have received	0	0	N/A	93.6%	93.4%	93.4%
% of Patients satisfied with the time they had to wait for an appointment	0	0	N/A	89.3%	86.8%	87.6%

* This is based on patients treated on this contract for their most recent course of treatment. Figures in italics indicate the base number of FP17s or Patient Questionnaire responses are less than 100. N/A is shown where the base number of responses is less than 10 during the period. % is calculated as Quantity/Base number*100

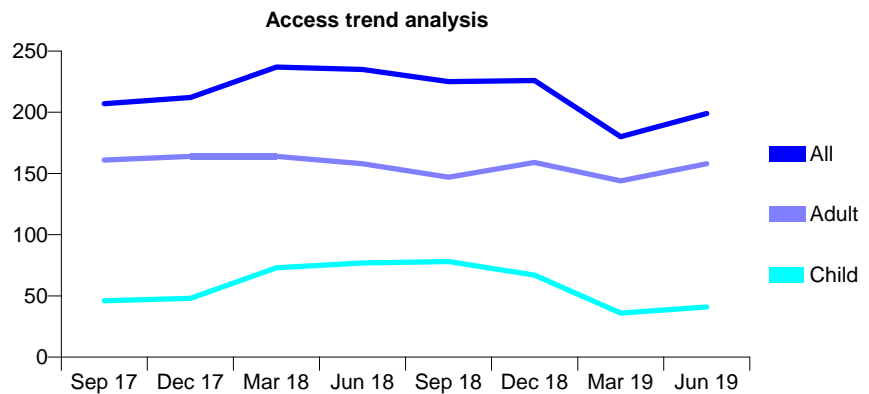
Q68 - Vital Signs At a Glance Contract Report for 331910/0001 - June 2019

Name or company name	MRS RV EVANS
Contract type name	GDS Contract
Purpose of contract	General
Contract start date	01/06/2006
Contract end date	

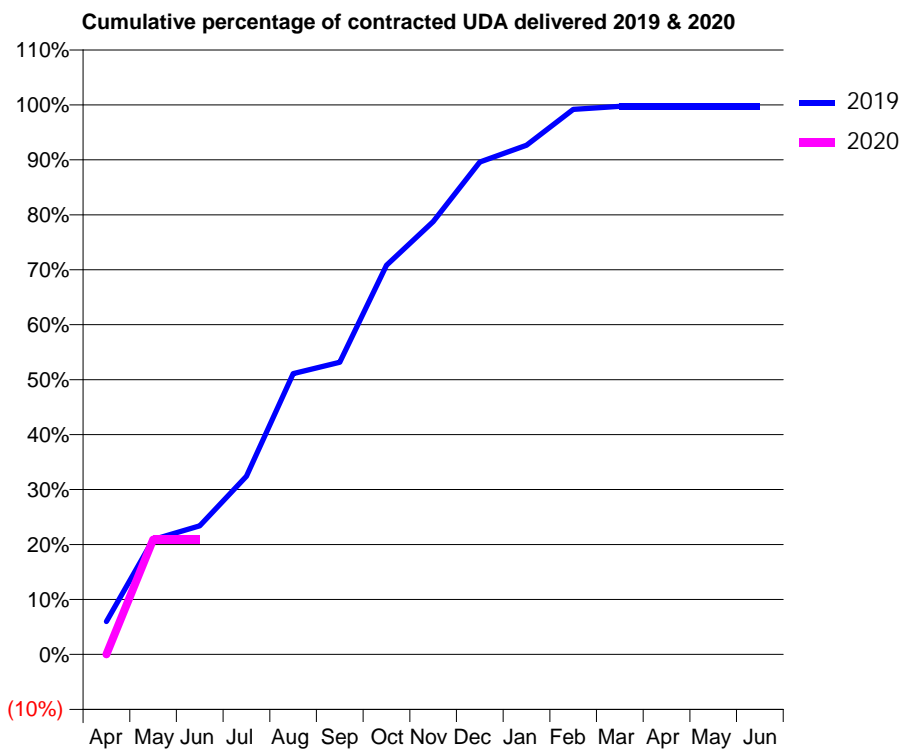
19/20 Contracted general activity (UDA)	720
Carry forward general activity (UDA)	0
19/20 Contracted orthodontic activity (UOA)	0
Carry forward orthodontic activity (UOA)	0
Baseline contract value	£21,121.78

ACCESS*

Patients seen in 24 months	Total	Change since previous quarter
Quarter ending June 2018	235	
Quarter ending September 2018	225	↓
Quarter ending December 2018	226	→
Quarter ending March 2019	180	↓
Quarter ending June 2019	199	↑
Variance since June 2018	(15.3%)	↓



ACTIVITY



Month	2019	2020
April	43	0
May	151	151
June	169	151
July	234	
August	368	
September	383	
October	510	
November	567	
December	645	
January	667	
February	714	
March	718	
April	718	
May	718	
June	718	

QUALITY

	Quantity	Base Number	Contract	AT	Region	England
% of FP17s for the same patient ID Re-attending within 3 months - Children	0	17	0.0%	8.9%	10.6%	11.4%
% of FP17s for the same patient ID Re-attending within 3 months - Adults	1	41	2.4%	14.9%	15.2%	15.4%
% of FP17s for the same patient ID Re-attending between 3 & 9 months - Children	1	17	5.9%	61.6%	62.3%	59.8%
% of FP17s for the same patient ID Re-attending between 3 & 9 months - Adults	4	41	9.8%	52.9%	53.3%	52.1%
% of FP17s for Band 1 Urgent Courses	3	58	5.2%	9.3%	9.7%	9.2%
% of FP17s Relating to Free Repair or Replacements	1	58	1.7%	0.5%	0.6%	0.7%
% of FP17s Relating to Continuations	0	58	0.0%	0.7%	0.8%	0.8%
% of Patients satisfied with the dentistry they have received	0	0	N/A	93.6%	93.4%	93.4%
% of Patients satisfied with the time they had to wait for an appointment	0	0	N/A	89.3%	86.8%	87.6%

* This is based on patients treated on this contract for their most recent course of treatment. Figures in italics indicate the base number of FP17s or Patient Questionnaire responses are less than 100. N/A is shown where the base number of responses is less than 10 during the period. % is calculated as Quantity/Base number*100

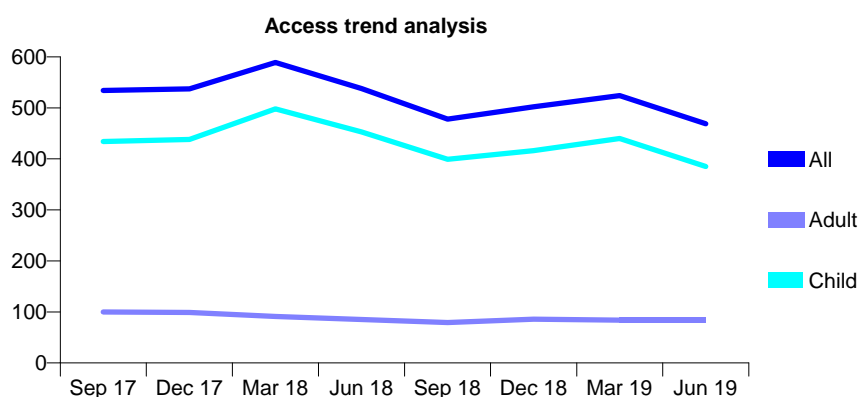
Q68 - Vital Signs At a Glance Contract Report for 332313/0001 - June 2019

Name or company name	MR JJ DREWETT
Contract type name	GDS Contract
Purpose of contract	General
Contract start date	01/04/2006
Contract end date	

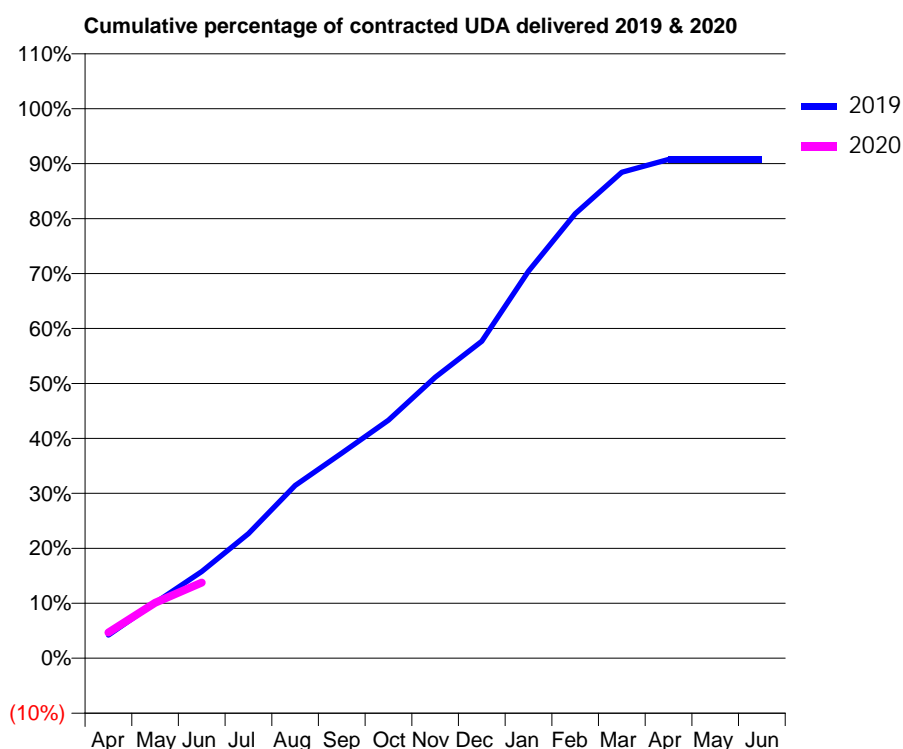
19/20 Contracted general activity (UDA)	900
Carry forward general activity (UDA)	0
19/20 Contracted orthodontic activity (UOA)	0
Carry forward orthodontic activity (UOA)	0
Baseline contract value	£27,833.25

ACCESS*

Patients seen in 24 months	Total	Change since previous quarter
Quarter ending June 2018	538	
Quarter ending September 2018	478	↓
Quarter ending December 2018	502	↑
Quarter ending March 2019	524	↑
Quarter ending June 2019	469	↓
Variance since June 2018	(12.8%)	↓



ACTIVITY



Month	2019	2020
April	38	42
May	91	91
June	142	124
July	204	
August	283	
September	336	
October	390	
November	460	
December	519	
January	634	
February	728	
March	796	
April	817	
May	817	
June	817	

QUALITY

	Quantity	Base Number	Contract	AT	Region	England
% of FP17s for the same patient ID Re-attending within 3 months - Children	1	110	0.9%	8.9%	10.6%	11.4%
% of FP17s for the same patient ID Re-attending within 3 months - Adults	1	13	7.7%	14.9%	15.2%	15.4%
% of FP17s for the same patient ID Re-attending between 3 & 9 months - Children	79	110	71.8%	61.6%	62.3%	59.8%
% of FP17s for the same patient ID Re-attending between 3 & 9 months - Adults	9	13	69.2%	52.9%	53.3%	52.1%
% of FP17s for Band 1 Urgent Courses	0	106	0.0%	9.3%	9.7%	9.2%
% of FP17s Relating to Free Repair or Replacements	0	106	0.0%	0.5%	0.6%	0.7%
% of FP17s Relating to Continuations	1	106	0.9%	0.7%	0.8%	0.8%
% of Patients satisfied with the dentistry they have received	0	0	N/A	93.6%	93.4%	93.4%
% of Patients satisfied with the time they had to wait for an appointment	0	0	N/A	89.3%	86.8%	87.6%

* This is based on patients treated on this contract for their most recent course of treatment.

Figures in italics indicate the base number of FP17s or Patient Questionnaire responses are less than 100. N/A is shown where the base number of responses is less than 10 during the period. % is calculated as Quantity/Base number*100

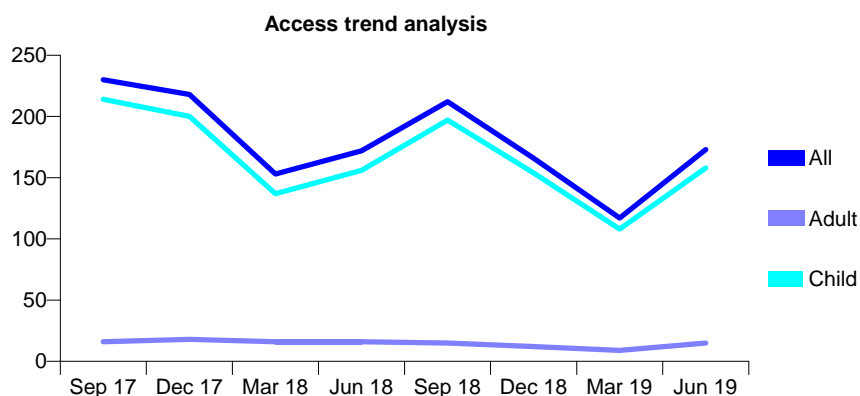
Q68 - Vital Signs At a Glance Contract Report for 332313/0002 - June 2019

Name or company name	MR JJ DREWETT
Contract type name	GDS Contract
Purpose of contract	General
Contract start date	12/05/2014
Contract end date	

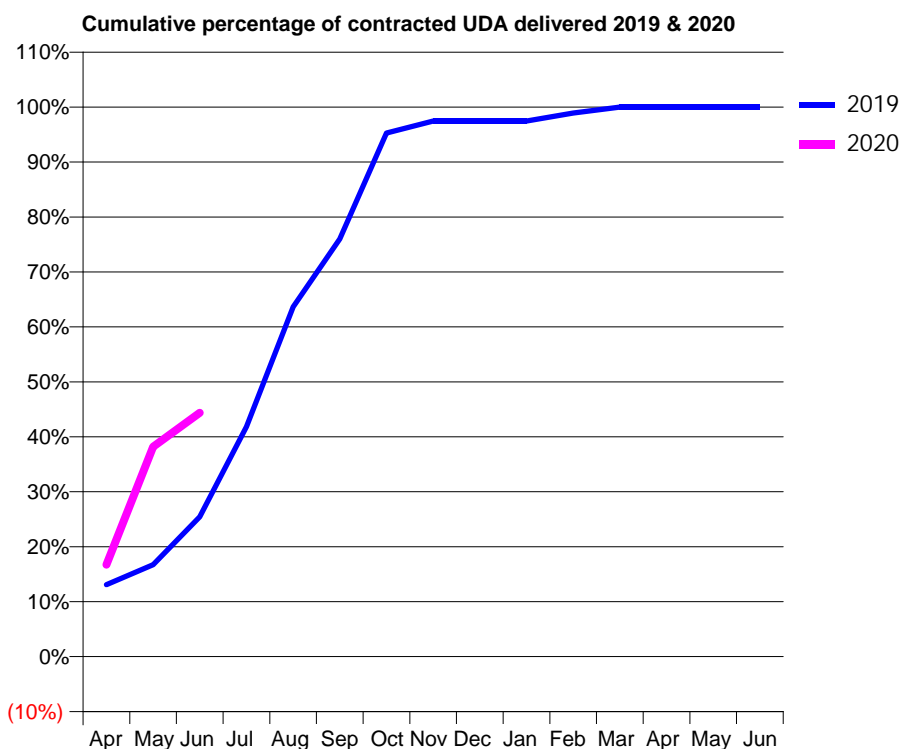
19/20 Contracted general activity (UDA)	275
Carry forward general activity (UDA)	0
19/20 Contracted orthodontic activity (UOA)	0
Carry forward orthodontic activity (UOA)	0
Baseline contract value	£6,325.10

ACCESS*

Patients seen in 24 months	Total	Change since previous quarter
Quarter ending June 2018	172	
Quarter ending September 2018	212	↑
Quarter ending December 2018	166	↓
Quarter ending March 2019	117	↓
Quarter ending June 2019	173	↑
Variance since June 2018	0.6%	→



ACTIVITY



Month	Adjusted Scheduled Activity (UDA)	
	2019	2020
April	36	46
May	46	105
June	70	122
July	115	
August	175	
September	209	
October	262	
November	268	
December	268	
January	268	
February	272	
March	275	
April	275	
May	275	
June	275	

QUALITY

	Quantity	Base Number	Contract	AT	Region	England
% of FP17s for the same patient ID Re-attending within 3 months - Children	1	87	1.1%	8.9%	10.6%	11.4%
% of FP17s for the same patient ID Re-attending within 3 months - Adults	0	5	0.0%	14.9%	15.2%	15.4%
% of FP17s for the same patient ID Re-attending between 3 & 9 months - Children	29	87	33.3%	61.6%	62.3%	59.8%
% of FP17s for the same patient ID Re-attending between 3 & 9 months - Adults	1	5	20.0%	52.9%	53.3%	52.1%
% of FP17s for Band 1 Urgent Courses	0	92	0.0%	9.3%	9.7%	9.2%
% of FP17s Relating to Free Repair or Replacements	0	92	0.0%	0.5%	0.6%	0.7%
% of FP17s Relating to Continuations	0	92	0.0%	0.7%	0.8%	0.8%
% of Patients satisfied with the dentistry they have received	0	0	N/A	93.6%	93.4%	93.4%
% of Patients satisfied with the time they had to wait for an appointment	0	0	N/A	89.3%	86.8%	87.6%

* This is based on patients treated on this contract for their most recent course of treatment. Figures in italics indicate the base number of FP17s or Patient Questionnaire responses are less than 100. N/A is shown where the base number of responses is less than 10 during the period. % is calculated as Quantity/Base number*100

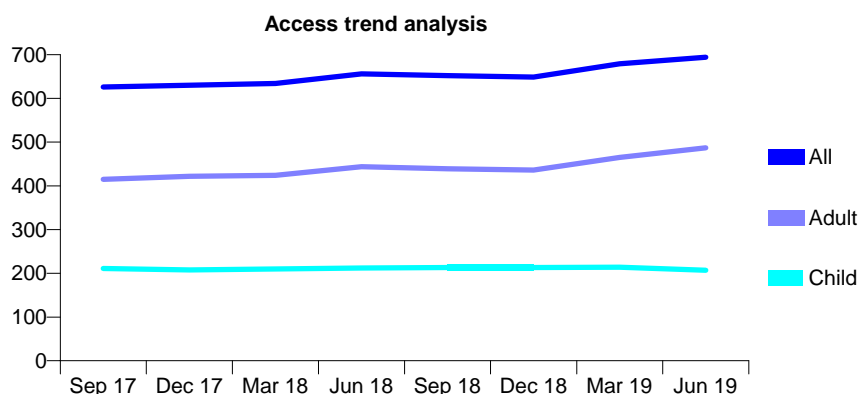
Q68 - Vital Signs At a Glance Contract Report for 334251/0001 - June 2019

Name or company name	MR AD BROWN
Contract type name	GDS Contract
Purpose of contract	General
Contract start date	01/04/2006
Contract end date	

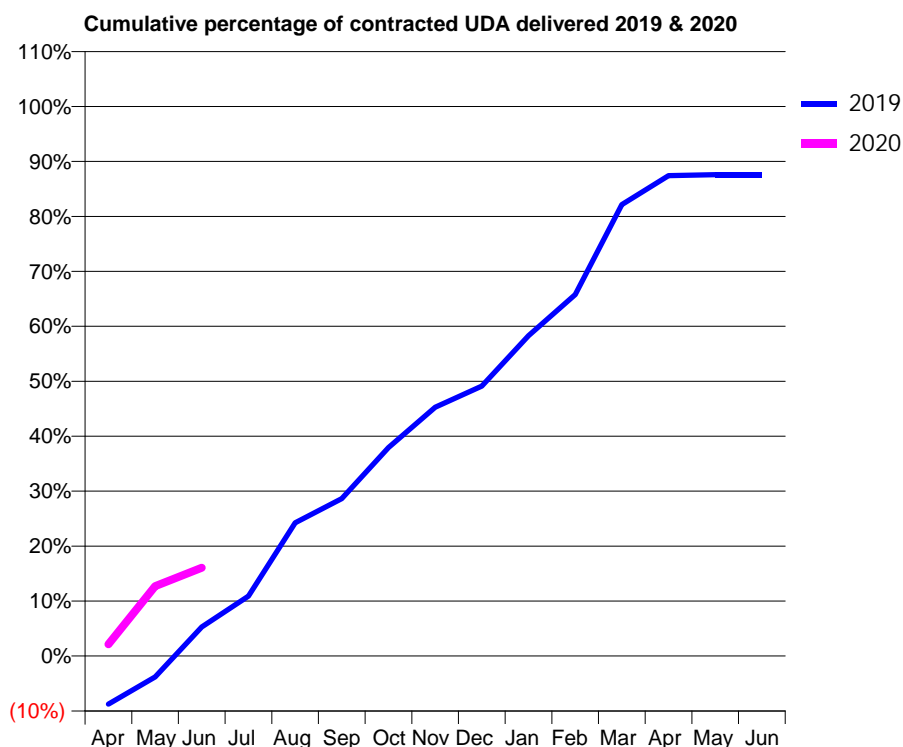
19/20 Contracted general activity (UDA)	2,392
Carry forward general activity (UDA)	0
19/20 Contracted orthodontic activity (UOA)	0
Carry forward orthodontic activity (UOA)	0
Baseline contract value	£59,576.31

ACCESS*

Patients seen in 24 months	Total	Change since previous quarter
Quarter ending June 2018	656	
Quarter ending September 2018	652	→
Quarter ending December 2018	649	→
Quarter ending March 2019	679	↑
Quarter ending June 2019	694	↑
Variance since June 2018	5.8%	↑



ACTIVITY



Month	Adjusted Scheduled Activity (UDA)	
	2019	2020
April	-210	51
May	-91	305
June	127	384
July	261	
August	580	
September	685	
October	907	
November	1,083	
December	1,175	
January	1,395	
February	1,573	
March	1,965	
April	2,091	
May	2,095	
June	2,095	

QUALITY

	Quantity	Base Number	Contract	AT	Region	England
% of FP17s for the same patient ID Re-attending within 3 months - Children	0	61	0.0%	8.9%	10.6%	11.4%
% of FP17s for the same patient ID Re-attending within 3 months - Adults	13	190	6.8%	14.9%	15.2%	15.4%
% of FP17s for the same patient ID Re-attending between 3 & 9 months - Children	32	61	52.5%	61.6%	62.3%	59.8%
% of FP17s for the same patient ID Re-attending between 3 & 9 months - Adults	32	190	16.8%	52.9%	53.3%	52.1%
% of FP17s for Band 1 Urgent Courses	5	196	2.6%	9.3%	9.7%	9.2%
% of FP17s Relating to Free Repair or Replacements	0	196	0.0%	0.5%	0.6%	0.7%
% of FP17s Relating to Continuations	1	196	0.5%	0.7%	0.8%	0.8%
% of Patients satisfied with the dentistry they have received	0	0	N/A	93.6%	93.4%	93.4%
% of Patients satisfied with the time they had to wait for an appointment	0	0	N/A	89.3%	86.8%	87.6%

* This is based on patients treated on this contract for their most recent course of treatment. Figures in italics indicate the base number of FP17s or Patient Questionnaire responses are less than 100. N/A is shown where the base number of responses is less than 10 during the period. % is calculated as Quantity/Base number*100

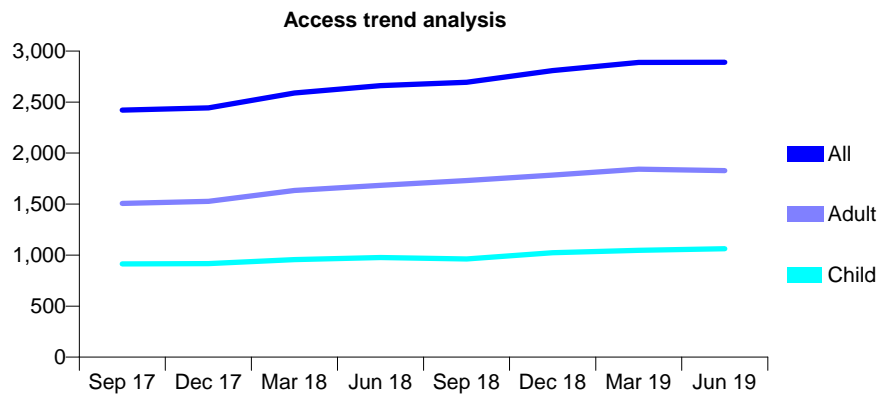
Q68 - Vital Signs At a Glance Contract Report for 336688/0001 - June 2019

Name or company name	MISS CR CAREY
Contract type name	GDS Contract
Purpose of contract	General
Contract start date	01/11/2006
Contract end date	

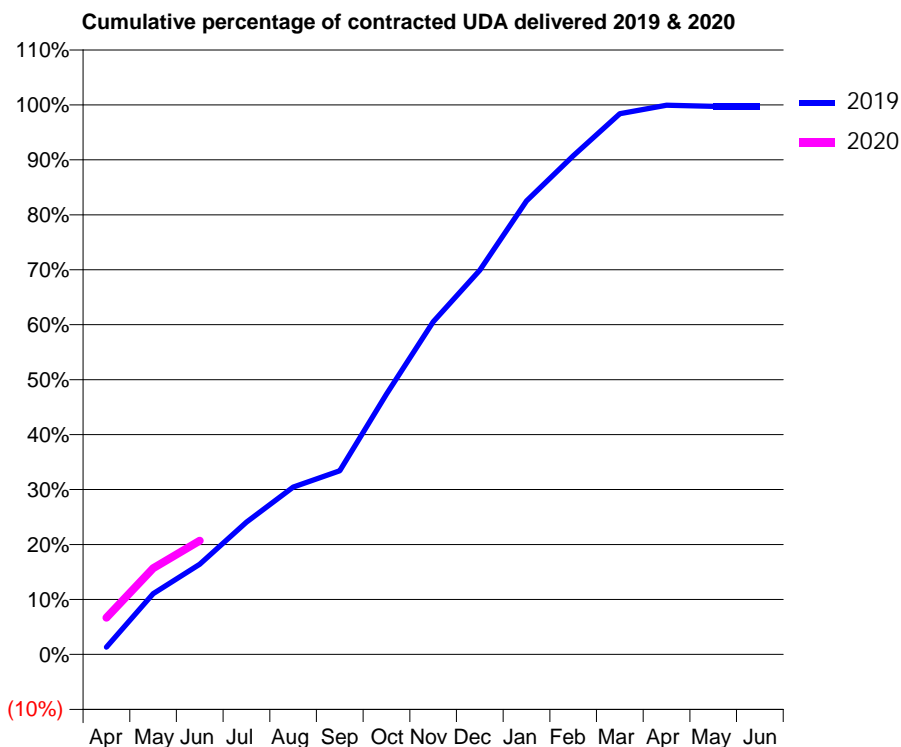
19/20 Contracted general activity (UDA)	5,000
Carry forward general activity (UDA)	0
19/20 Contracted orthodontic activity (UOA)	0
Carry forward orthodontic activity (UOA)	0
Baseline contract value	£118,132.03

ACCESS*

Patients seen in 24 months	Total	Change since previous quarter
Quarter ending June 2018	2,661	
Quarter ending September 2018	2,694	→
Quarter ending December 2018	2,809	↑
Quarter ending March 2019	2,888	↑
Quarter ending June 2019	2,890	→
Variance since June 2018	8.6%	↑



ACTIVITY



Month	Adjusted Scheduled Activity (UDA)	
	2019	2020
April	66	334
May	553	784
June	821	1,034
July	1,205	
August	1,522	
September	1,672	
October	2,369	
November	3,027	
December	3,495	
January	4,126	
February	4,536	
March	4,920	
April	4,997	
May	4,986	
June	4,986	

QUALITY

	Quantity	Base Number	Contract	AT	Region	England
% of FP17s for the same patient ID Re-attending within 3 months - Children	32	406	7.9%	8.9%	10.6%	11.4%
% of FP17s for the same patient ID Re-attending within 3 months - Adults	68	554	12.3%	14.9%	15.2%	15.4%
% of FP17s for the same patient ID Re-attending between 3 & 9 months - Children	300	406	73.9%	61.6%	62.3%	59.8%
% of FP17s for the same patient ID Re-attending between 3 & 9 months - Adults	340	554	61.4%	52.9%	53.3%	52.1%
% of FP17s for Band 1 Urgent Courses	29	645	4.5%	9.3%	9.7%	9.2%
% of FP17s Relating to Free Repair or Replacements	2	645	0.3%	0.5%	0.6%	0.7%
% of FP17s Relating to Continuations	1	645	0.2%	0.7%	0.8%	0.8%
% of Patients satisfied with the dentistry they have received	1	1	N/A	93.6%	93.4%	93.4%
% of Patients satisfied with the time they had to wait for an appointment	1	1	N/A	89.3%	86.8%	87.6%

* This is based on patients treated on this contract for their most recent course of treatment. Figures in italics indicate the base number of FP17s or Patient Questionnaire responses are less than 100. N/A is shown where the base number of responses is less than 10 during the period. % is calculated as Quantity/Base number*100

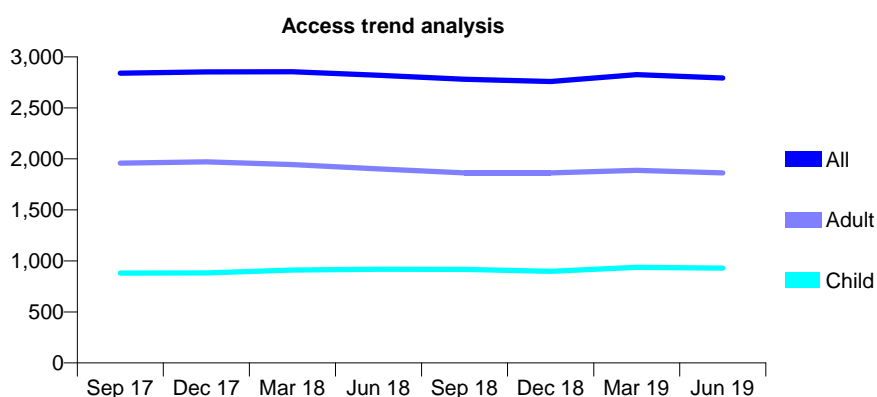
Q68 - Vital Signs At a Glance Contract Report for 336785/0005 - June 2019

Name or company name	MRS KS RADIA
Contract type name	GDS Contract
Purpose of contract	General
Contract start date	09/07/2014
Contract end date	

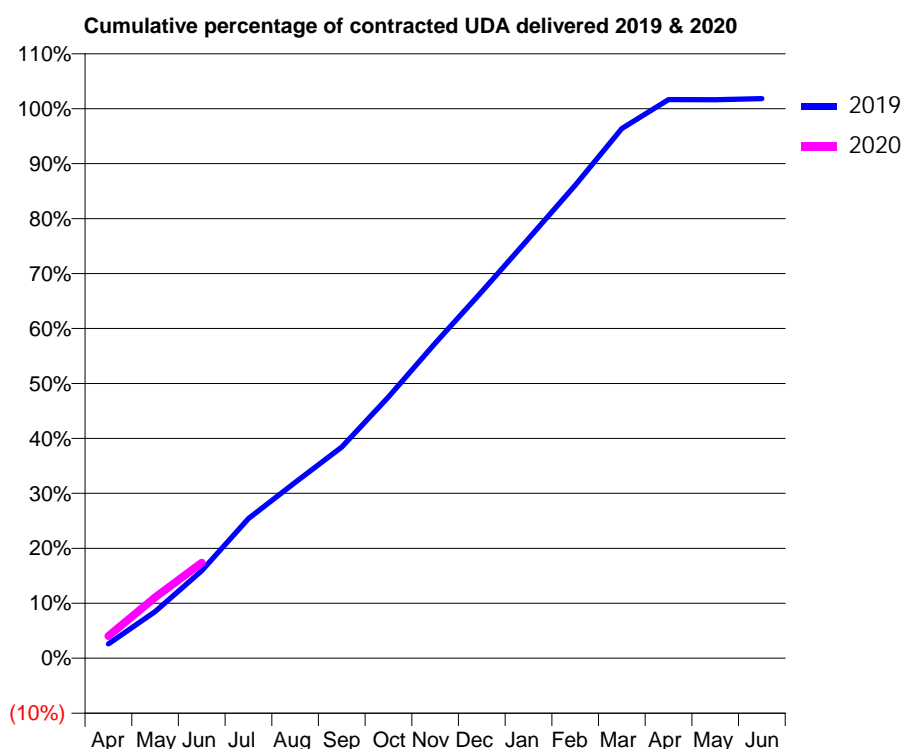
19/20 Contracted general activity (UDA)	7,000
Carry forward general activity (UDA)	0
19/20 Contracted orthodontic activity (UOA)	0
Carry forward orthodontic activity (UOA)	0
Baseline contract value	£161,029.63

ACCESS*

Patients seen in 24 months	Total	Change since previous quarter
Quarter ending June 2018	2,820	
Quarter ending September 2018	2,780	↓
Quarter ending December 2018	2,759	→
Quarter ending March 2019	2,826	↑
Quarter ending June 2019	2,793	↓
Variance since June 2018	(1.0%)	→



ACTIVITY



Month	2019	2020
April	183	283
May	594	775
June	1,115	1,217
July	1,779	
August	2,239	
September	2,690	
October	3,328	
November	4,013	
December	4,668	
January	5,343	
February	6,025	
March	6,747	
April	7,115	
May	7,114	
June	7,127	

QUALITY

	Quantity	Base Number	Contract	AT	Region	England
% of FP17s for the same patient ID Re-attending within 3 months - Children	41	353	11.6%	8.9%	10.6%	11.4%
% of FP17s for the same patient ID Re-attending within 3 months - Adults	86	584	14.7%	14.9%	15.2%	15.4%
% of FP17s for the same patient ID Re-attending between 3 & 9 months - Children	243	353	68.8%	61.6%	62.3%	59.8%
% of FP17s for the same patient ID Re-attending between 3 & 9 months - Adults	330	584	56.5%	52.9%	53.3%	52.1%
% of FP17s for Band 1 Urgent Courses	88	765	11.5%	9.3%	9.7%	9.2%
% of FP17s Relating to Free Repair or Replacements	3	765	0.4%	0.5%	0.6%	0.7%
% of FP17s Relating to Continuations	0	765	0.0%	0.7%	0.8%	0.8%
% of Patients satisfied with the dentistry they have received	5	5	N/A	93.6%	93.4%	93.4%
% of Patients satisfied with the time they had to wait for an appointment	5	5	N/A	89.3%	86.8%	87.6%

* This is based on patients treated on this contract for their most recent course of treatment.

Figures in italics indicate the base number of FP17s or Patient Questionnaire responses are less than 100. N/A is shown where the base number of responses is less than 10 during the period. % is calculated as Quantity/Base number*100

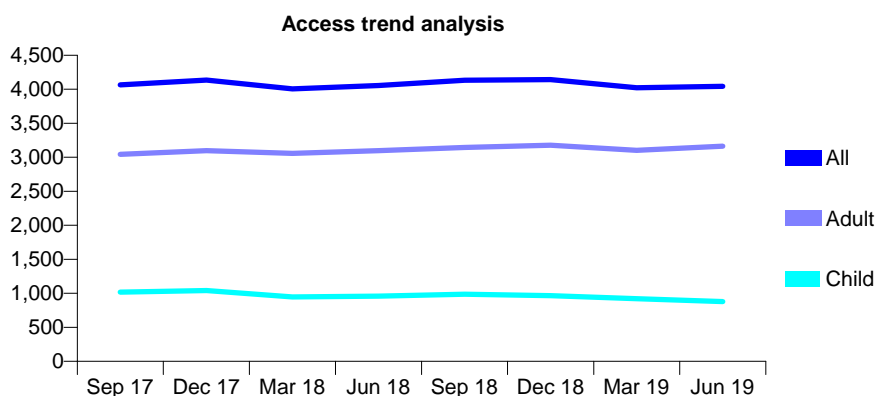
Q68 - Vital Signs At a Glance Contract Report for 337242/0001 - June 2019

Name or company name	MR CI ANDREASSON
Contract type name	GDS Contract
Purpose of contract	General
Contract start date	01/04/2006
Contract end date	

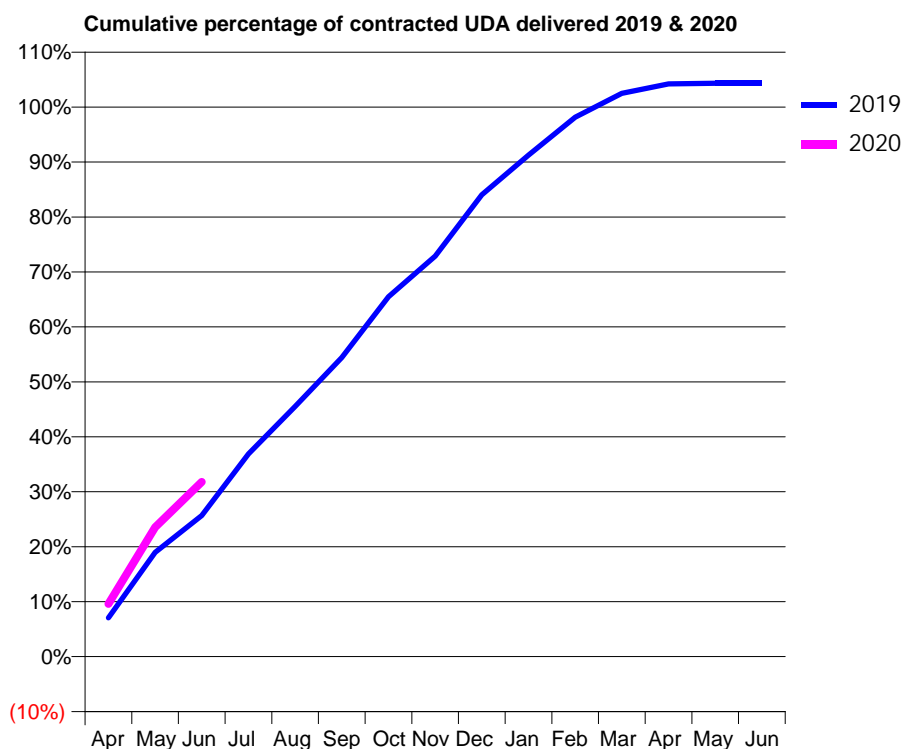
19/20 Contracted general activity (UDA)	12,656
Carry forward general activity (UDA)	0
19/20 Contracted orthodontic activity (UOA)	0
Carry forward orthodontic activity (UOA)	0
Baseline contract value	£453,764.77

ACCESS*

Patients seen in 24 months	Total	Change since previous quarter
Quarter ending June 2018	4,055	
Quarter ending September 2018	4,133	→
Quarter ending December 2018	4,143	→
Quarter ending March 2019	4,023	↓
Quarter ending June 2019	4,044	→
Variance since June 2018	(0.3%)	→



ACTIVITY



Month	Adjusted Scheduled Activity (UDA)	
	2019	2020
April	896	1,215
May	2,402	2,982
June	3,247	4,022
July	4,670	
August	5,763	
September	6,888	
October	8,287	
November	9,223	
December	10,635	
January	11,548	
February	12,422	
March	12,972	
April	13,188	
May	13,204	
June	13,205	

QUALITY

	Quantity	Base Number	Contract	AT	Region	England
% of FP17s for the same patient ID Re-attending within 3 months - Children	32	522	6.1%	8.9%	10.6%	11.4%
% of FP17s for the same patient ID Re-attending within 3 months - Adults	209	1,531	13.7%	14.9%	15.2%	15.4%
% of FP17s for the same patient ID Re-attending between 3 & 9 months - Children	345	522	66.1%	61.6%	62.3%	59.8%
% of FP17s for the same patient ID Re-attending between 3 & 9 months - Adults	834	1,531	54.5%	52.9%	53.3%	52.1%
% of FP17s for Band 1 Urgent Courses	116	2,008	5.8%	9.3%	9.7%	9.2%
% of FP17s Relating to Free Repair or Replacements	5	2,008	0.2%	0.5%	0.6%	0.7%
% of FP17s Relating to Continuations	6	2,008	0.3%	0.7%	0.8%	0.8%
% of Patients satisfied with the dentistry they have received	2	2	N/A	93.6%	93.4%	93.4%
% of Patients satisfied with the time they had to wait for an appointment	2	2	N/A	89.3%	86.8%	87.6%

* This is based on patients treated on this contract for their most recent course of treatment. Figures in italics indicate the base number of FP17s or Patient Questionnaire responses are less than 100. N/A is shown where the base number of responses is less than 10 during the period. % is calculated as Quantity/Base number*100

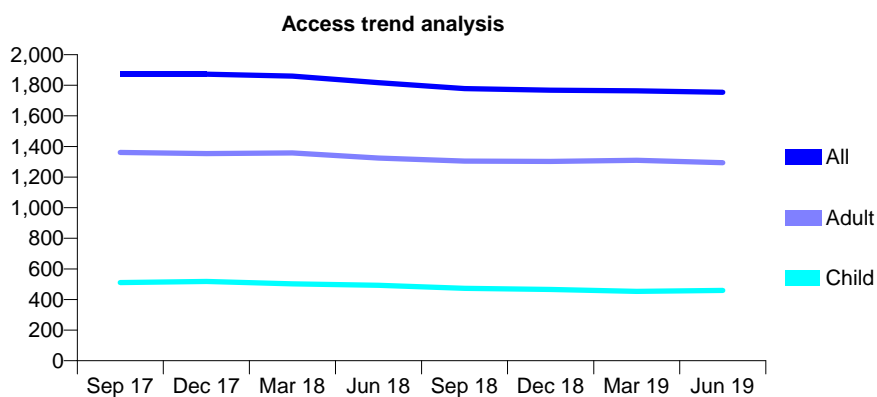
Q68 - Vital Signs At a Glance Contract Report for 337358/0001 - June 2019

Name or company name	MR NS KONDEL
Contract type name	GDS Contract
Purpose of contract	General
Contract start date	01/04/2006
Contract end date	

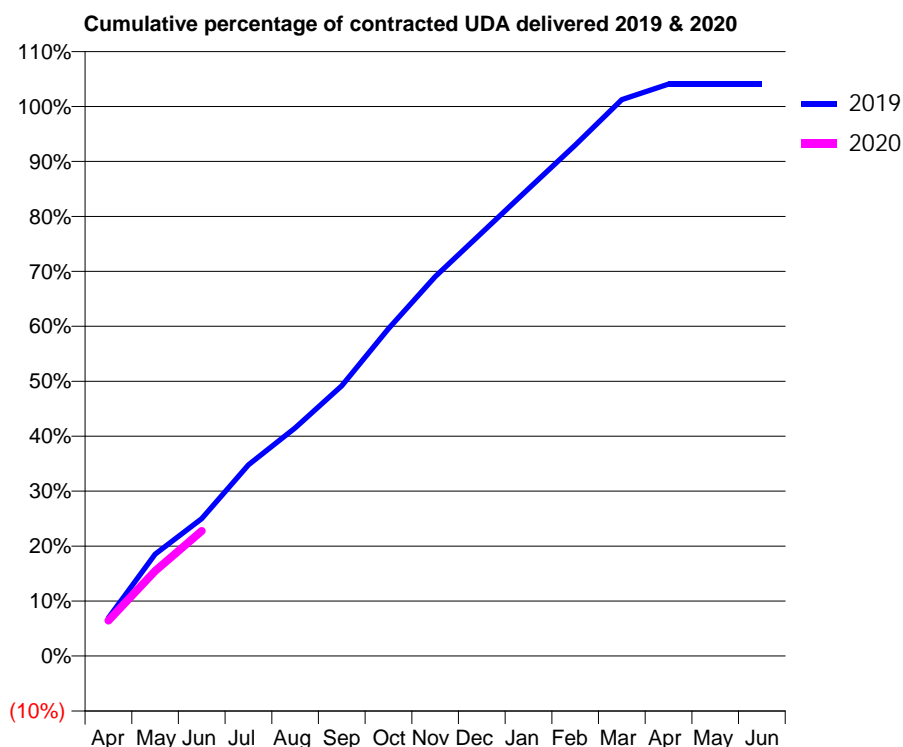
19/20 Contracted general activity (UDA)	5,535
Carry forward general activity (UDA)	0
19/20 Contracted orthodontic activity (UOA)	0
Carry forward orthodontic activity (UOA)	0
Baseline contract value	£140,387.78

ACCESS*

Patients seen in 24 months	Total	Change since previous quarter
Quarter ending June 2018	1,817	
Quarter ending September 2018	1,778	↓
Quarter ending December 2018	1,768	→
Quarter ending March 2019	1,763	→
Quarter ending June 2019	1,754	→
Variance since June 2018	(3.5%)	↓



ACTIVITY



Month	Adjusted Scheduled Activity (UDA)	
	2019	2020
April	384	356
May	1,027	857
June	1,384	1,261
July	1,925	
August	2,297	
September	2,722	
October	3,297	
November	3,821	
December	4,263	
January	4,706	
February	5,146	
March	5,604	
April	5,760	
May	5,760	
June	5,760	

QUALITY

	Quantity	Base Number	Contract	AT	Region	England
% of FP17s for the same patient ID Re-attending within 3 months - Children	27	215	12.6%	8.9%	10.6%	11.4%
% of FP17s for the same patient ID Re-attending within 3 months - Adults	161	597	27.0%	14.9%	15.2%	15.4%
% of FP17s for the same patient ID Re-attending between 3 & 9 months - Children	141	215	65.6%	61.6%	62.3%	59.8%
% of FP17s for the same patient ID Re-attending between 3 & 9 months - Adults	345	597	57.8%	52.9%	53.3%	52.1%
% of FP17s for Band 1 Urgent Courses	78	738	10.6%	9.3%	9.7%	9.2%
% of FP17s Relating to Free Repair or Replacements	6	738	0.8%	0.5%	0.6%	0.7%
% of FP17s Relating to Continuations	2	738	0.3%	0.7%	0.8%	0.8%
% of Patients satisfied with the dentistry they have received	2	2	N/A	93.6%	93.4%	93.4%
% of Patients satisfied with the time they had to wait for an appointment	2	2	N/A	89.3%	86.8%	87.6%

* This is based on patients treated on this contract for their most recent course of treatment. Figures in italics indicate the base number of FP17s or Patient Questionnaire responses are less than 100. N/A is shown where the base number of responses is less than 10 during the period. % is calculated as Quantity/Base number*100

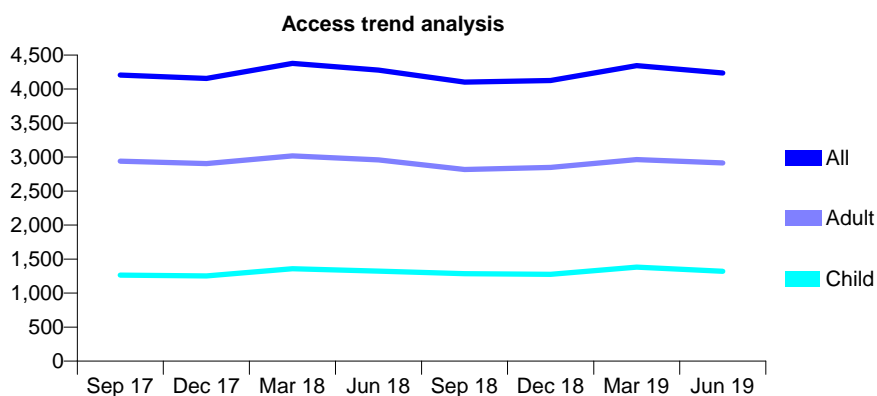
Q68 - Vital Signs At a Glance Contract Report for 340286/0003 - June 2019

Name or company name	MS V BDIANAT
Contract type name	GDS Contract
Purpose of contract	General
Contract start date	01/01/2008
Contract end date	

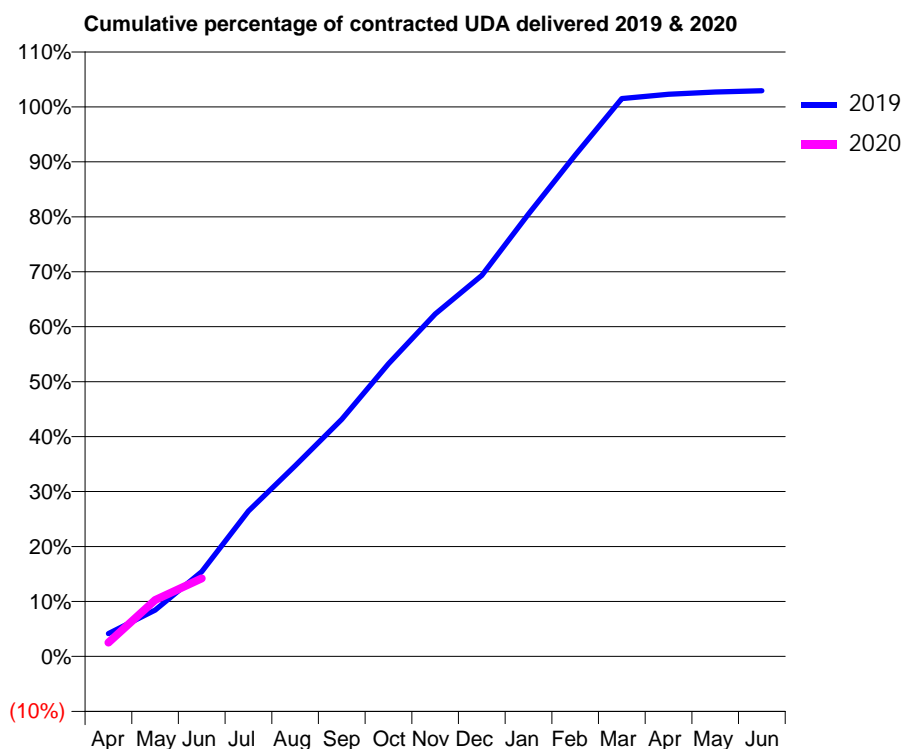
19/20 Contracted general activity (UDA)	11,000
Carry forward general activity (UDA)	0
19/20 Contracted orthodontic activity (UOA)	0
Carry forward orthodontic activity (UOA)	0
Baseline contract value	£320,523.90

ACCESS*

Patients seen in 24 months	Total	Change since previous quarter
Quarter ending June 2018	4,280	
Quarter ending September 2018	4,103	↓
Quarter ending December 2018	4,126	→
Quarter ending March 2019	4,344	↑
Quarter ending June 2019	4,236	↓
Variance since June 2018	(1.0%)	↓



ACTIVITY



Month	2019	2020
April	458	275
May	926	1,131
June	1,696	1,563
July	2,912	
August	3,816	
September	4,744	
October	5,858	
November	6,853	
December	7,626	
January	8,856	
February	10,037	
March	11,163	
April	11,253	
May	11,298	
June	11,323	

QUALITY

	Quantity	Base Number	Contract	AT	Region	England
% of FP17s for the same patient ID Re-attending within 3 months - Children	17	333	5.1%	8.9%	10.6%	11.4%
% of FP17s for the same patient ID Re-attending within 3 months - Adults	41	619	6.6%	14.9%	15.2%	15.4%
% of FP17s for the same patient ID Re-attending between 3 & 9 months - Children	224	333	67.3%	61.6%	62.3%	59.8%
% of FP17s for the same patient ID Re-attending between 3 & 9 months - Adults	399	619	64.5%	52.9%	53.3%	52.1%
% of FP17s for Band 1 Urgent Courses	48	862	5.6%	9.3%	9.7%	9.2%
% of FP17s Relating to Free Repair or Replacements	2	862	0.2%	0.5%	0.6%	0.7%
% of FP17s Relating to Continuations	1	862	0.1%	0.7%	0.8%	0.8%
% of Patients satisfied with the dentistry they have received	2	2	N/A	93.6%	93.4%	93.4%
% of Patients satisfied with the time they had to wait for an appointment	2	2	N/A	89.3%	86.8%	87.6%

* This is based on patients treated on this contract for their most recent course of treatment. Figures in italics indicate the base number of FP17s or Patient Questionnaire responses are less than 100. N/A is shown where the base number of responses is less than 10 during the period. % is calculated as Quantity/Base number*100

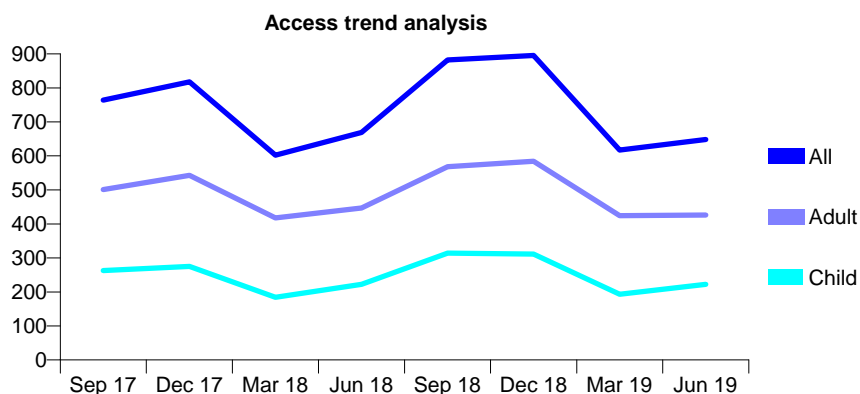
Q68 - Vital Signs At a Glance Contract Report for 340286/0004 - June 2019

Name or company name	MS V BADIANT
Contract type name	GDS Contract
Purpose of contract	General
Contract start date	01/07/2011
Contract end date	

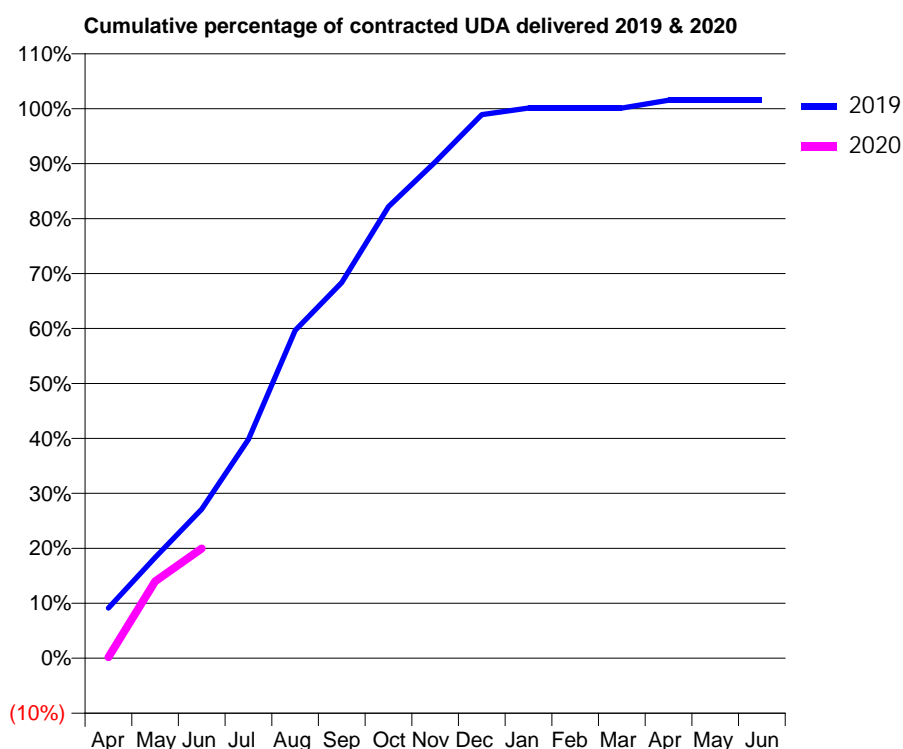
19/20 Contracted general activity (UDA)	1,670
Carry forward general activity (UDA)	0
19/20 Contracted orthodontic activity (UOA)	0
Carry forward orthodontic activity (UOA)	0
Baseline contract value	£49,322.62

ACCESS*

Patients seen in 24 months	Total	Change since previous quarter
Quarter ending June 2018	669	
Quarter ending September 2018	882	↑
Quarter ending December 2018	895	→
Quarter ending March 2019	617	↓
Quarter ending June 2019	648	↑
Variance since June 2018	(3.1%)	↓



ACTIVITY



Month	2019	2020
April	152	3
May	306	234
June	453	333
July	665	
August	996	
September	1,142	
October	1,372	
November	1,508	
December	1,652	
January	1,672	
February	1,672	
March	1,672	
April	1,696	
May	1,696	
June	1,696	

QUALITY

	Quantity	Base Number	Contract	AT	Region	England
% of FP17s for the same patient ID Re-attending within 3 months - Children	1	105	1.0%	8.9%	10.6%	11.4%
% of FP17s for the same patient ID Re-attending within 3 months - Adults	0	134	0.0%	14.9%	15.2%	15.4%
% of FP17s for the same patient ID Re-attending between 3 & 9 months - Children	50	105	47.6%	61.6%	62.3%	59.8%
% of FP17s for the same patient ID Re-attending between 3 & 9 months - Adults	67	134	50.0%	52.9%	53.3%	52.1%
% of FP17s for Band 1 Urgent Courses	17	223	7.6%	9.3%	9.7%	9.2%
% of FP17s Relating to Free Repair or Replacements	0	223	0.0%	0.5%	0.6%	0.7%
% of FP17s Relating to Continuations	0	223	0.0%	0.7%	0.8%	0.8%
% of Patients satisfied with the dentistry they have received	0	0	N/A	93.6%	93.4%	93.4%
% of Patients satisfied with the time they had to wait for an appointment	0	0	N/A	89.3%	86.8%	87.6%

* This is based on patients treated on this contract for their most recent course of treatment.

Figures in italics indicate the base number of FP17s or Patient Questionnaire responses are less than 100. N/A is shown where the base number of responses is less than 10 during the period. % is calculated as Quantity/Base number*100

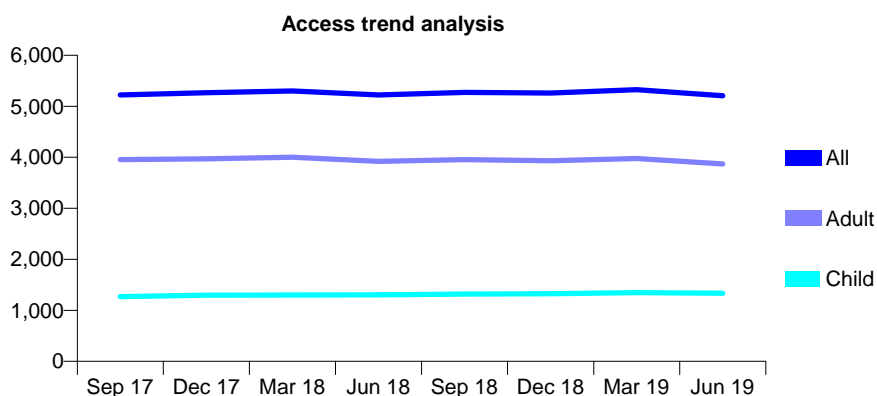
Q68 - Vital Signs At a Glance Contract Report for 341541/0001 - June 2019

Name or company name	MISS S IMANI
Contract type name	GDS Contract
Purpose of contract	General
Contract start date	01/04/2006
Contract end date	

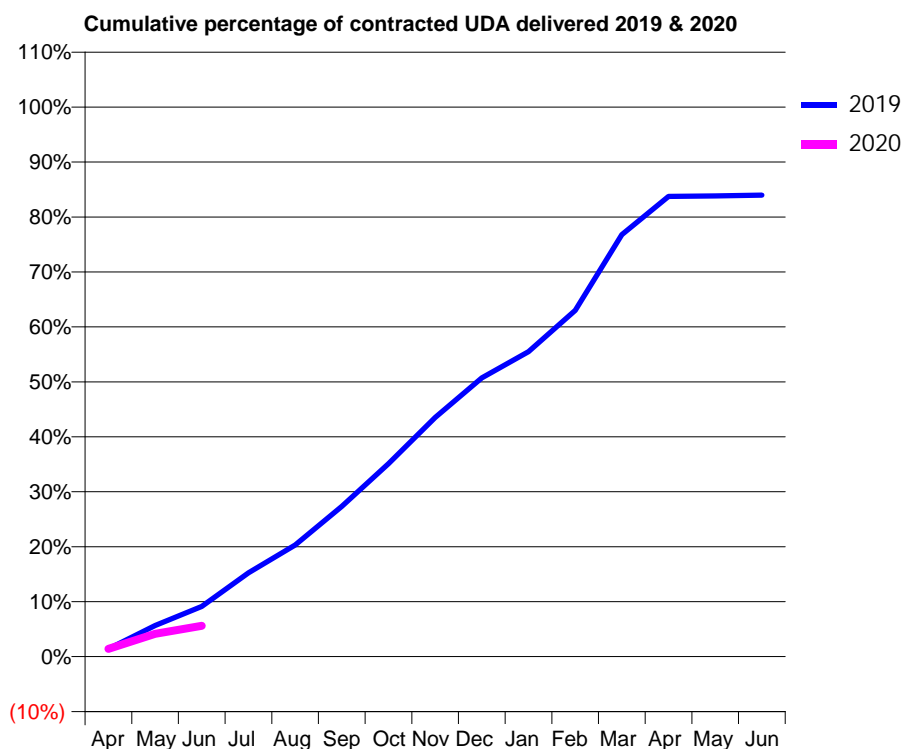
19/20 Contracted general activity (UDA)	19,333
Carry forward general activity (UDA)	0
19/20 Contracted orthodontic activity (UOA)	0
Carry forward orthodontic activity (UOA)	0
Baseline contract value	£481,532.04

ACCESS*

Patients seen in 24 months	Total	Change since previous quarter
Quarter ending June 2018	5,223	
Quarter ending September 2018	5,271	→
Quarter ending December 2018	5,259	→
Quarter ending March 2019	5,323	→
Quarter ending June 2019	5,206	↓
Variance since June 2018	(0.3%)	→



ACTIVITY



Month	Adjusted Scheduled Activity (UDA)	
	2019	2020
April	274	276
May	1,096	805
June	1,765	1,087
July	2,949	
August	3,930	
September	5,285	
October	6,788	
November	8,413	
December	9,801	
January	10,726	
February	12,184	
March	14,841	
April	16,186	
May	16,209	
June	16,237	

QUALITY

	Quantity	Base Number	Contract	AT	Region	England
% of FP17s for the same patient ID Re-attending within 3 months - Children	26	223	11.7%	8.9%	10.6%	11.4%
% of FP17s for the same patient ID Re-attending within 3 months - Adults	159	624	25.5%	14.9%	15.2%	15.4%
% of FP17s for the same patient ID Re-attending between 3 & 9 months - Children	99	223	44.4%	61.6%	62.3%	59.8%
% of FP17s for the same patient ID Re-attending between 3 & 9 months - Adults	241	624	38.6%	52.9%	53.3%	52.1%
% of FP17s for Band 1 Urgent Courses	107	460	23.3%	9.3%	9.7%	9.2%
% of FP17s Relating to Free Repair or Replacements	7	460	1.5%	0.5%	0.6%	0.7%
% of FP17s Relating to Continuations	5	460	1.1%	0.7%	0.8%	0.8%
% of Patients satisfied with the dentistry they have received	6	6	N/A	93.6%	93.4%	93.4%
% of Patients satisfied with the time they had to wait for an appointment	5	6	N/A	89.3%	86.8%	87.6%

* This is based on patients treated on this contract for their most recent course of treatment. Figures in italics indicate the base number of FP17s or Patient Questionnaire responses are less than 100. N/A is shown where the base number of responses is less than 10 during the period. % is calculated as Quantity/Base number*100

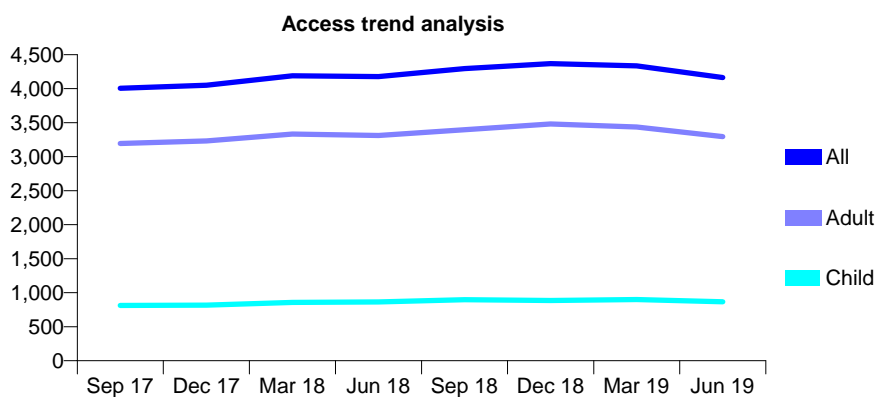
Q68 - Vital Signs At a Glance Contract Report for 346063/0001 - June 2019

Name or company name	MRS K PIRAYESH
Contract type name	GDS Contract
Purpose of contract	General
Contract start date	01/04/2006
Contract end date	

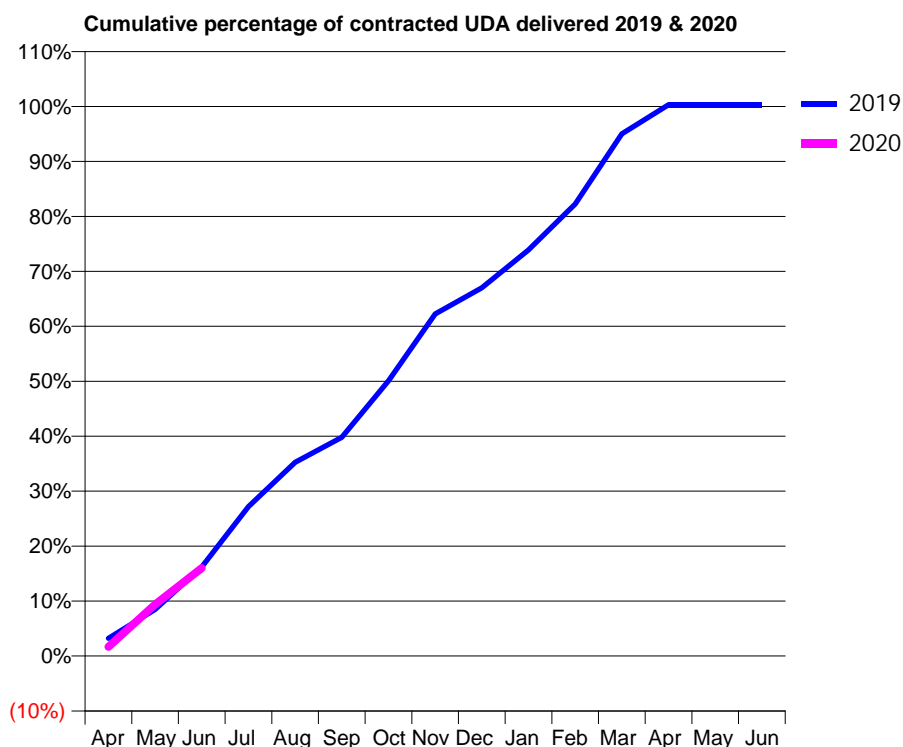
19/20 Contracted general activity (UDA)	12,906
Carry forward general activity (UDA)	0
19/20 Contracted orthodontic activity (UOA)	0
Carry forward orthodontic activity (UOA)	0
Baseline contract value	£339,115.23

ACCESS*

Patients seen in 24 months	Total	Change since previous quarter
Quarter ending June 2018	4,177	
Quarter ending September 2018	4,296	↑
Quarter ending December 2018	4,367	→
Quarter ending March 2019	4,337	→
Quarter ending June 2019	4,163	↓
Variance since June 2018	(0.3%)	→



ACTIVITY



Month	Adjusted Scheduled Activity (UDA)	
	2019	2020
April	415	218
May	1,096	1,215
June	2,093	2,065
July	3,511	
August	4,550	
September	5,136	
October	6,462	
November	8,036	
December	8,647	
January	9,539	
February	10,616	
March	12,262	
April	12,944	
May	12,945	
June	12,946	

QUALITY

	Quantity	Base Number	Contract	AT	Region	England
% of FP17s for the same patient ID Re-attending within 3 months - Children	21	256	8.2%	8.9%	10.6%	11.4%
% of FP17s for the same patient ID Re-attending within 3 months - Adults	103	827	12.5%	14.9%	15.2%	15.4%
% of FP17s for the same patient ID Re-attending between 3 & 9 months - Children	160	256	62.5%	61.6%	62.3%	59.8%
% of FP17s for the same patient ID Re-attending between 3 & 9 months - Adults	517	827	62.5%	52.9%	53.3%	52.1%
% of FP17s for Band 1 Urgent Courses	56	829	6.8%	9.3%	9.7%	9.2%
% of FP17s Relating to Free Repair or Replacements	5	829	0.6%	0.5%	0.6%	0.7%
% of FP17s Relating to Continuations	13	829	1.6%	0.7%	0.8%	0.8%
% of Patients satisfied with the dentistry they have received	4	4	N/A	93.6%	93.4%	93.4%
% of Patients satisfied with the time they had to wait for an appointment	4	4	N/A	89.3%	86.8%	87.6%

* This is based on patients treated on this contract for their most recent course of treatment. Figures in italics indicate the base number of FP17s or Patient Questionnaire responses are less than 100. N/A is shown where the base number of responses is less than 10 during the period. % is calculated as Quantity/Base number*100

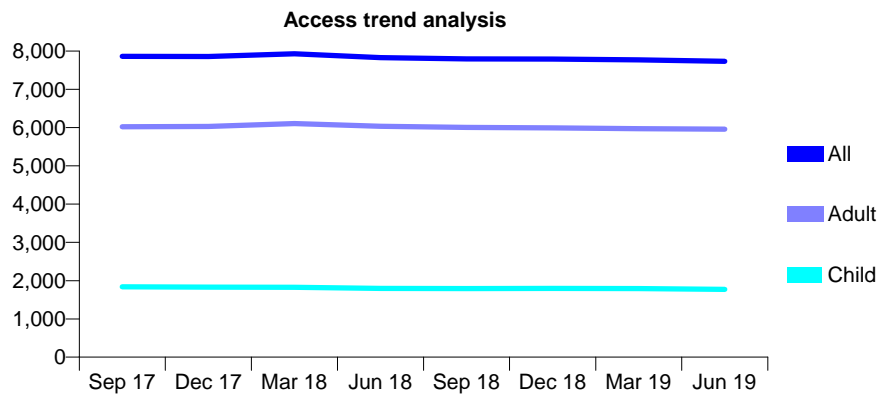
Q68 - Vital Signs At a Glance Contract Report for 346098/0001 - June 2019

Name or company name	MISS A ALAVI
Contract type name	GDS Contract
Purpose of contract	General
Contract start date	01/04/2006
Contract end date	

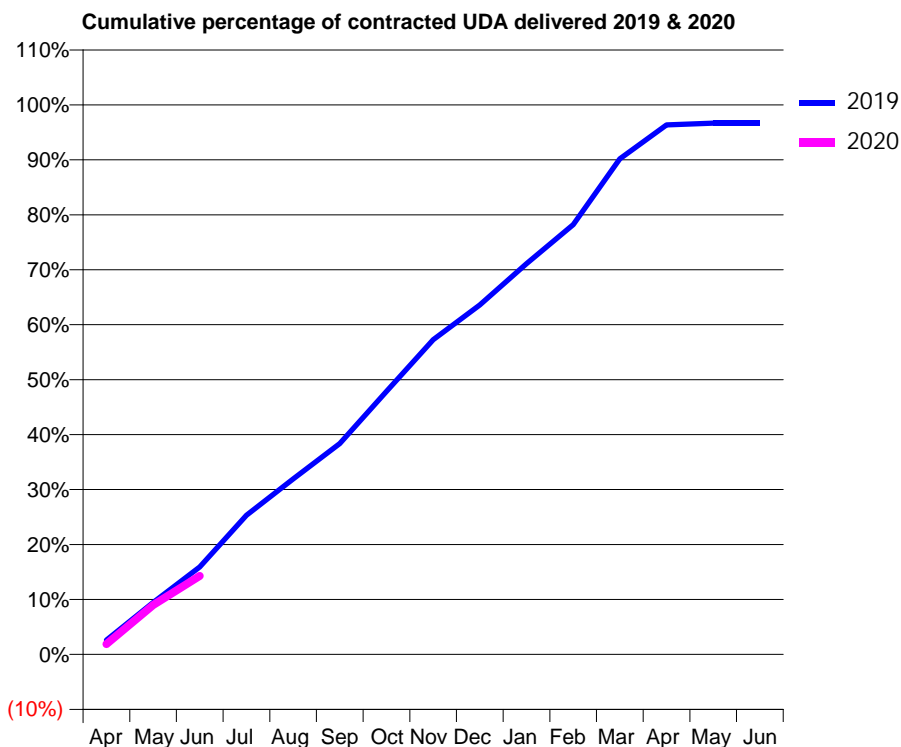
19/20 Contracted general activity (UDA)	24,013
Carry forward general activity (UDA)	0
19/20 Contracted orthodontic activity (UOA)	0
Carry forward orthodontic activity (UOA)	0
Baseline contract value	£646,036.12

ACCESS*

Patients seen in 24 months	Total	Change since previous quarter
Quarter ending June 2018	7,827	
Quarter ending September 2018	7,795	→
Quarter ending December 2018	7,791	→
Quarter ending March 2019	7,767	→
Quarter ending June 2019	7,734	→
Variance since June 2018	(1.2%)	↓



ACTIVITY



Month	Adjusted Scheduled Activity (UDA)	
	2019	2020
April	629	451
May	2,269	2,159
June	3,817	3,430
July	6,083	
August	7,670	
September	9,214	
October	11,493	
November	13,751	
December	15,272	
January	17,076	
February	18,778	
March	21,655	
April	23,136	
May	23,215	
June	23,215	

QUALITY

	Quantity	Base Number	Contract	AT	Region	England
% of FP17s for the same patient ID Re-attending within 3 months - Children	34	539	6.3%	8.9%	10.6%	11.4%
% of FP17s for the same patient ID Re-attending within 3 months - Adults	217	1,794	12.1%	14.9%	15.2%	15.4%
% of FP17s for the same patient ID Re-attending between 3 & 9 months - Children	337	539	62.5%	61.6%	62.3%	59.8%
% of FP17s for the same patient ID Re-attending between 3 & 9 months - Adults	1,112	1,794	62.0%	52.9%	53.3%	52.1%
% of FP17s for Band 1 Urgent Courses	116	1,884	6.2%	9.3%	9.7%	9.2%
% of FP17s Relating to Free Repair or Replacements	12	1,884	0.6%	0.5%	0.6%	0.7%
% of FP17s Relating to Continuations	28	1,884	1.5%	0.7%	0.8%	0.8%
% of Patients satisfied with the dentistry they have received	4	4	N/A	93.6%	93.4%	93.4%
% of Patients satisfied with the time they had to wait for an appointment	3	4	N/A	89.3%	86.8%	87.6%

* This is based on patients treated on this contract for their most recent course of treatment. Figures in italics indicate the base number of FP17s or Patient Questionnaire responses are less than 100. N/A is shown where the base number of responses is less than 10 during the period. % is calculated as Quantity/Base number*100

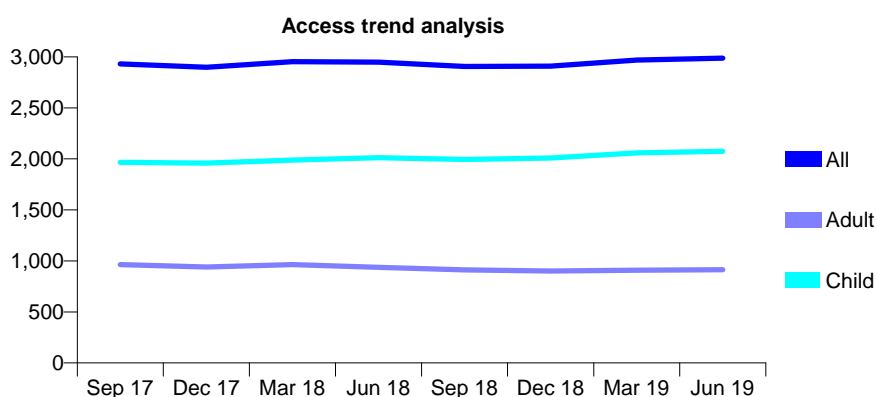
Q68 - Vital Signs At a Glance Contract Report for 355046/0001 - June 2019

Name or company name	Mr MA Crowley and Mr AW Smith
Contract type name	GDS Contract
Purpose of contract	General
Contract start date	01/04/2006
Contract end date	

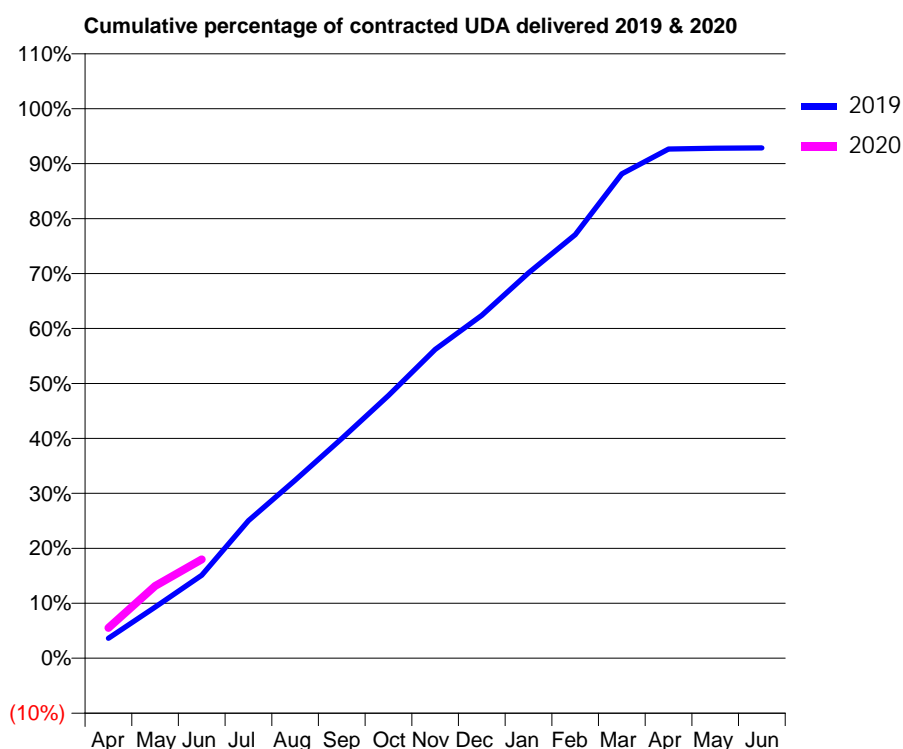
19/20 Contracted general activity (UDA)	7,028
Carry forward general activity (UDA)	0
19/20 Contracted orthodontic activity (UOA)	0
Carry forward orthodontic activity (UOA)	0
Baseline contract value	£181,461.14

ACCESS*

Patients seen in 24 months	Total	Change since previous quarter
Quarter ending June 2018	2,948	
Quarter ending September 2018	2,906	↓
Quarter ending December 2018	2,909	→
Quarter ending March 2019	2,969	↑
Quarter ending June 2019	2,987	→
Variance since June 2018	1.3%	→



ACTIVITY



Month	2019	2020
April	255	387
May	655	924
June	1,062	1,264
July	1,758	
August	2,278	
September	2,811	
October	3,360	
November	3,949	
December	4,385	
January	4,928	
February	5,416	
March	6,194	
April	6,512	
May	6,523	
June	6,525	

QUALITY

	Quantity	Base Number	Contract	AT	Region	England
% of FP17s for the same patient ID Re-attending within 3 months - Children	52	773	6.7%	8.9%	10.6%	11.4%
% of FP17s for the same patient ID Re-attending within 3 months - Adults	39	281	13.9%	14.9%	15.2%	15.4%
% of FP17s for the same patient ID Re-attending between 3 & 9 months - Children	489	773	63.3%	61.6%	62.3%	59.8%
% of FP17s for the same patient ID Re-attending between 3 & 9 months - Adults	128	281	45.6%	52.9%	53.3%	52.1%
% of FP17s for Band 1 Urgent Courses	35	846	4.1%	9.3%	9.7%	9.2%
% of FP17s Relating to Free Repair or Replacements	2	846	0.2%	0.5%	0.6%	0.7%
% of FP17s Relating to Continuations	0	846	0.0%	0.7%	0.8%	0.8%
% of Patients satisfied with the dentistry they have received	0	0	N/A	93.6%	93.4%	93.4%
% of Patients satisfied with the time they had to wait for an appointment	0	0	N/A	89.3%	86.8%	87.6%

* This is based on patients treated on this contract for their most recent course of treatment.

Figures in italics indicate the base number of FP17s or Patient Questionnaire responses are less than 100. N/A is shown where the base number of responses is less than 10 during the period. % is calculated as Quantity/Base number*100

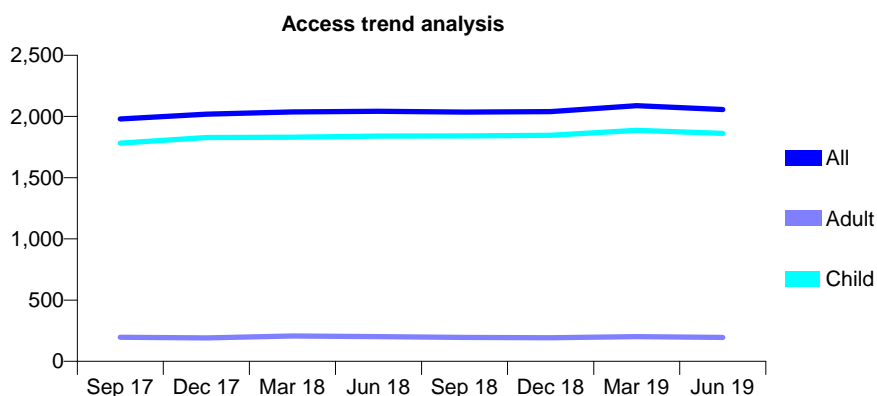
Q68 - Vital Signs At a Glance Contract Report for 355410/0001 - June 2019

Name or company name	MR C AMIN
Contract type name	GDS Contract
Purpose of contract	General
Contract start date	01/04/2012
Contract end date	

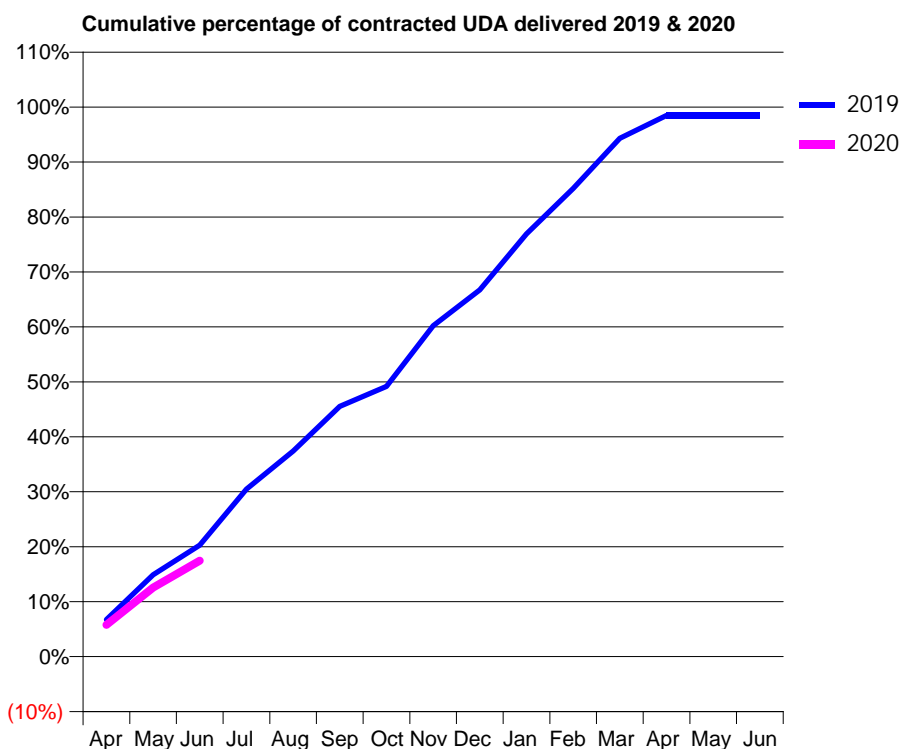
19/20 Contracted general activity (UDA)	3,800
Carry forward general activity (UDA)	0
19/20 Contracted orthodontic activity (UOA)	0
Carry forward orthodontic activity (UOA)	0
Baseline contract value	£103,551.29

ACCESS*

Patients seen in 24 months	Total	Change since previous quarter
Quarter ending June 2018	2,042	
Quarter ending September 2018	2,037	→
Quarter ending December 2018	2,040	→
Quarter ending March 2019	2,089	↑
Quarter ending June 2019	2,057	↓
Variance since June 2018	0.7%	→



ACTIVITY



Month	Adjusted Scheduled Activity (UDA)	
	2019	2020
April	257	220
May	566	477
June	771	663
July	1,159	
August	1,422	
September	1,731	
October	1,868	
November	2,289	
December	2,536	
January	2,922	
February	3,237	
March	3,584	
April	3,742	
May	3,742	
June	3,742	

QUALITY

	Quantity	Base Number	Contract	AT	Region	England
% of FP17s for the same patient ID Re-attending within 3 months - Children	35	522	6.7%	8.9%	10.6%	11.4%
% of FP17s for the same patient ID Re-attending within 3 months - Adults	1	18	5.6%	14.9%	15.2%	15.4%
% of FP17s for the same patient ID Re-attending between 3 & 9 months - Children	261	522	50.0%	61.6%	62.3%	59.8%
% of FP17s for the same patient ID Re-attending between 3 & 9 months - Adults	7	18	38.9%	52.9%	53.3%	52.1%
% of FP17s for Band 1 Urgent Courses	11	444	2.5%	9.3%	9.7%	9.2%
% of FP17s Relating to Free Repair or Replacements	0	444	0.0%	0.5%	0.6%	0.7%
% of FP17s Relating to Continuations	3	444	0.7%	0.7%	0.8%	0.8%
% of Patients satisfied with the dentistry they have received	0	0	N/A	93.6%	93.4%	93.4%
% of Patients satisfied with the time they had to wait for an appointment	0	0	N/A	89.3%	86.8%	87.6%

* This is based on patients treated on this contract for their most recent course of treatment. Figures in italics indicate the base number of FP17s or Patient Questionnaire responses are less than 100. N/A is shown where the base number of responses is less than 10 during the period. % is calculated as Quantity/Base number*100

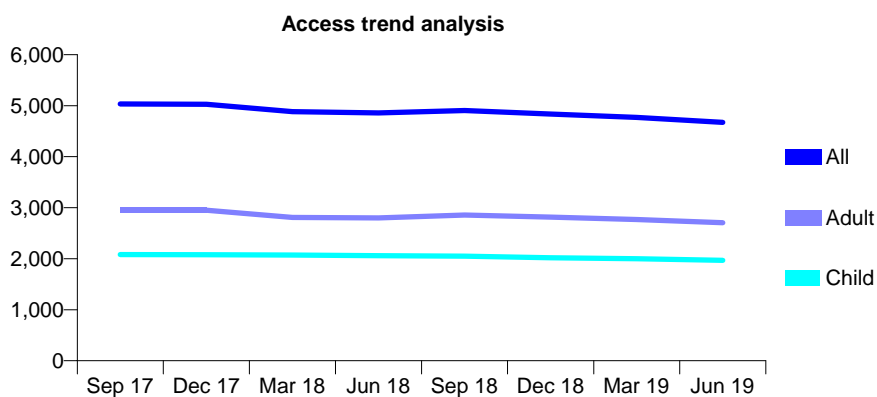
Q68 - Vital Signs At a Glance Contract Report for 355569/0003 - June 2019

Name or company name	Maycroft Dental Care Centre Partnership
Contract type name	GDS Contract
Purpose of contract	General
Contract start date	02/07/2012
Contract end date	

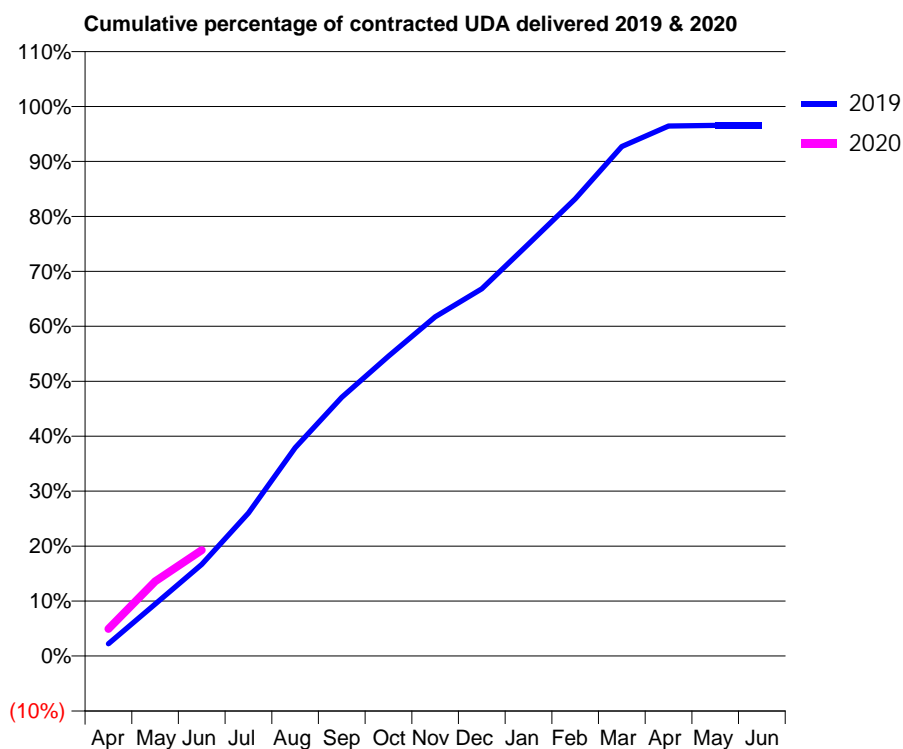
19/20 Contracted general activity (UDA)	11,500
Carry forward general activity (UDA)	0
19/20 Contracted orthodontic activity (UOA)	0
Carry forward orthodontic activity (UOA)	0
Baseline contract value	£396,745.24

ACCESS*

Patients seen in 24 months	Total	Change since previous quarter
Quarter ending June 2018	4,859	
Quarter ending September 2018	4,907	→
Quarter ending December 2018	4,834	↓
Quarter ending March 2019	4,770	↓
Quarter ending June 2019	4,673	↓
Variance since June 2018	(3.8%)	↓



ACTIVITY



Month	Adjusted Scheduled Activity (UDA)	
	2019	2020
April	255	569
May	1,087	1,565
June	1,919	2,215
July	2,992	
August	4,357	
September	5,414	
October	6,274	
November	7,098	
December	7,685	
January	8,623	
February	9,566	
March	10,661	
April	11,090	
May	11,102	
June	11,102	

QUALITY

	Quantity	Base Number	Contract	AT	Region	England
% of FP17s for the same patient ID Re-attending within 3 months - Children	46	718	6.4%	8.9%	10.6%	11.4%
% of FP17s for the same patient ID Re-attending within 3 months - Adults	121	811	14.9%	14.9%	15.2%	15.4%
% of FP17s for the same patient ID Re-attending between 3 & 9 months - Children	419	718	58.4%	61.6%	62.3%	59.8%
% of FP17s for the same patient ID Re-attending between 3 & 9 months - Adults	402	811	49.6%	52.9%	53.3%	52.1%
% of FP17s for Band 1 Urgent Courses	90	1,320	6.8%	9.3%	9.7%	9.2%
% of FP17s Relating to Free Repair or Replacements	3	1,320	0.2%	0.5%	0.6%	0.7%
% of FP17s Relating to Continuations	1	1,320	0.1%	0.7%	0.8%	0.8%
% of Patients satisfied with the dentistry they have received	1	1	N/A	93.6%	93.4%	93.4%
% of Patients satisfied with the time they had to wait for an appointment	1	1	N/A	89.3%	86.8%	87.6%

* This is based on patients treated on this contract for their most recent course of treatment. Figures in italics indicate the base number of FP17s or Patient Questionnaire responses are less than 100. N/A is shown where the base number of responses is less than 10 during the period. % is calculated as Quantity/Base number*100

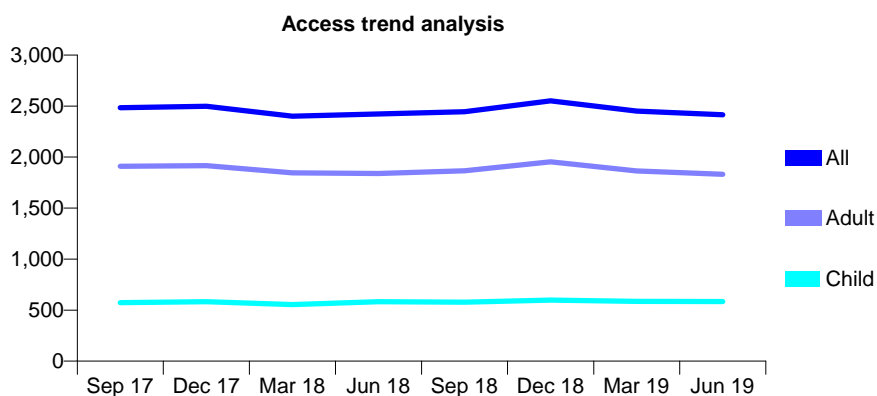
Q68 - Vital Signs At a Glance Contract Report for 359270/0022 - June 2019

Name or company name	Dr Amit Rai & Dr Ali Reza Roxar
Contract type name	GDS Contract
Purpose of contract	General
Contract start date	01/02/2013
Contract end date	

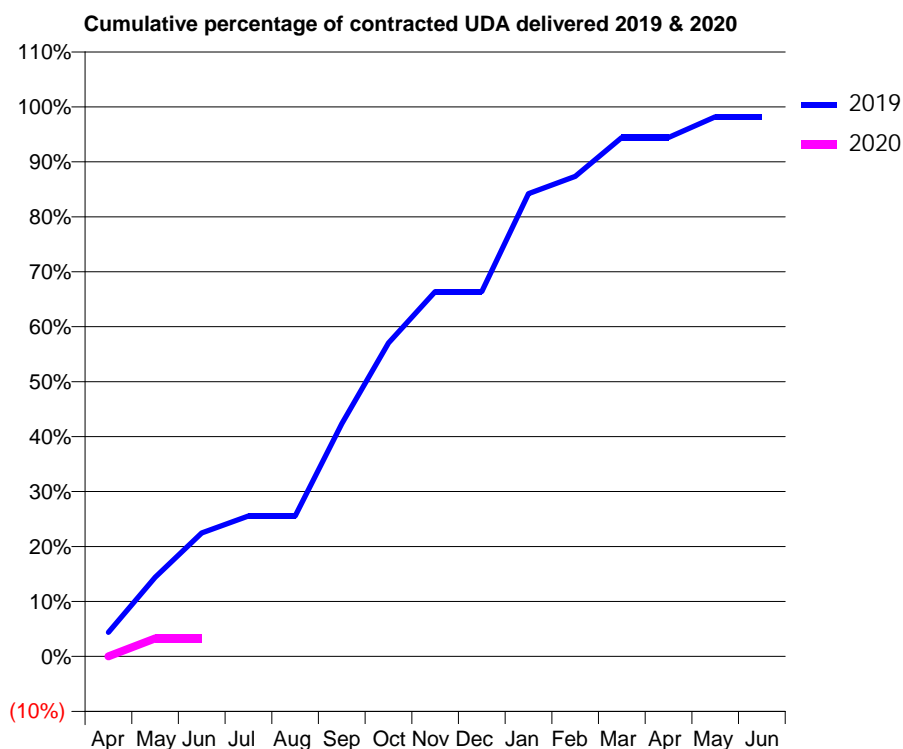
19/20 Contracted general activity (UDA)	8,710
Carry forward general activity (UDA)	0
19/20 Contracted orthodontic activity (UOA)	0
Carry forward orthodontic activity (UOA)	0
Baseline contract value	£227,704.58

ACCESS*

Patients seen in 24 months	Total	Change since previous quarter
Quarter ending June 2018	2,423	
Quarter ending September 2018	2,445	→
Quarter ending December 2018	2,551	↑
Quarter ending March 2019	2,451	↓
Quarter ending June 2019	2,415	↓
Variance since June 2018	(0.3%)	→



ACTIVITY



Month	2019	2020
April	382	0
May	1,254	287
June	1,958	287
July	2,227	
August	2,227	
September	3,688	
October	4,968	
November	5,782	
December	5,782	
January	7,336	
February	7,607	
March	8,225	
April	8,225	
May	8,551	
June	8,551	

QUALITY

	Quantity	Base Number	Contract	AT	Region	England
% of FP17s for the same patient ID Re-attending within 3 months - Children	8	104	7.7%	8.9%	10.6%	11.4%
% of FP17s for the same patient ID Re-attending within 3 months - Adults	29	141	20.6%	14.9%	15.2%	15.4%
% of FP17s for the same patient ID Re-attending between 3 & 9 months - Children	48	104	46.2%	61.6%	62.3%	59.8%
% of FP17s for the same patient ID Re-attending between 3 & 9 months - Adults	51	141	36.2%	52.9%	53.3%	52.1%
% of FP17s for Band 1 Urgent Courses	1	40	2.5%	9.3%	9.7%	9.2%
% of FP17s Relating to Free Repair or Replacements	0	40	0.0%	0.5%	0.6%	0.7%
% of FP17s Relating to Continuations	3	40	7.5%	0.7%	0.8%	0.8%
% of Patients satisfied with the dentistry they have received	3	3	N/A	93.6%	93.4%	93.4%
% of Patients satisfied with the time they had to wait for an appointment	3	3	N/A	89.3%	86.8%	87.6%

* This is based on patients treated on this contract for their most recent course of treatment. Figures in italics indicate the base number of FP17s or Patient Questionnaire responses are less than 100. N/A is shown where the base number of responses is less than 10 during the period. % is calculated as Quantity/Base number*100

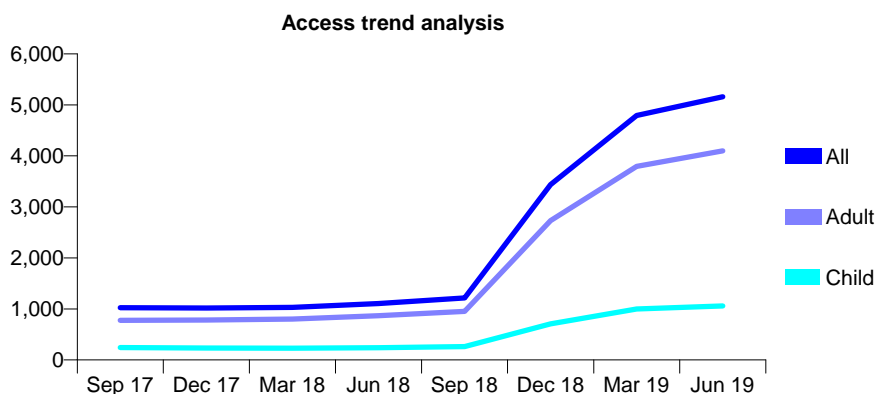
Q68 - Vital Signs At a Glance Contract Report for 359408/0001 - June 2019

Name or company name	Dene Lodge Partnership
Contract type name	GDS Contract
Purpose of contract	General
Contract start date	01/04/2006
Contract end date	

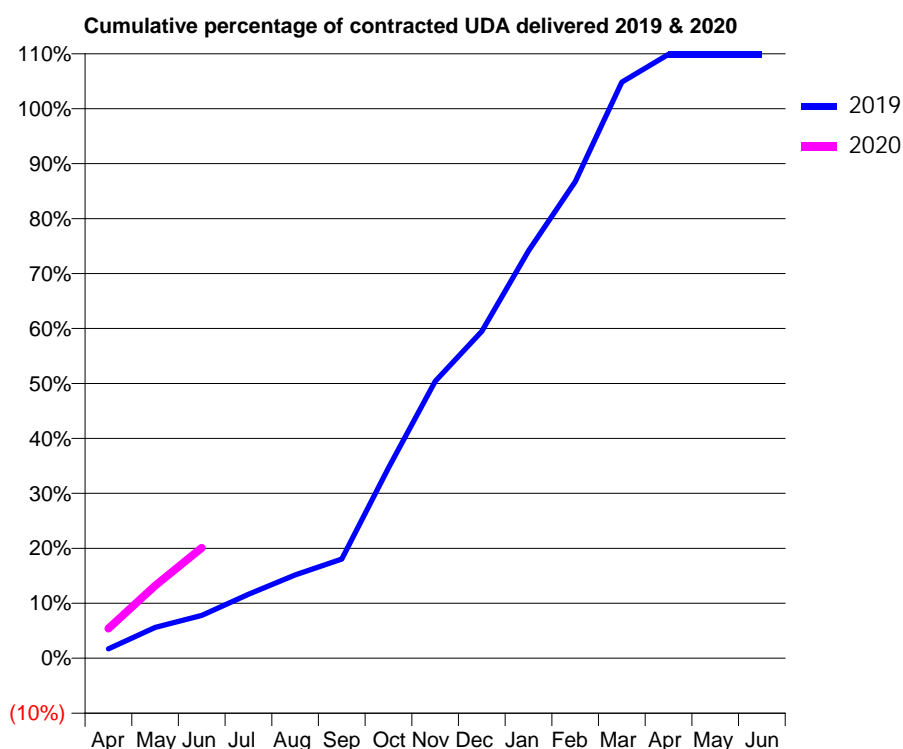
19/20 Contracted general activity (UDA)	17,553
Carry forward general activity (UDA)	0
19/20 Contracted orthodontic activity (UOA)	0
Carry forward orthodontic activity (UOA)	0
Baseline contract value	£430,814.81

ACCESS*

Patients seen in 24 months	Total	Change since previous quarter
Quarter ending June 2018	1,107	
Quarter ending September 2018	1,217	↑
Quarter ending December 2018	3,437	↑
Quarter ending March 2019	4,793	↑
Quarter ending June 2019	5,159	↑
Variance since June 2018	366.0%	↑



ACTIVITY



Month	2019	2020
April	209	947
May	682	2,319
June	947	3,527
July	1,413	
August	1,840	
September	2,192	
October	4,209	
November	6,121	
December	7,226	
January	9,003	
February	10,533	
March	12,732	
April	13,349	
May	13,349	
June	13,349	

QUALITY

	Quantity	Base Number	Contract	AT	Region	England
% of FP17s for the same patient ID Re-attending within 3 months - Children	39	497	7.8%	8.9%	10.6%	11.4%
% of FP17s for the same patient ID Re-attending within 3 months - Adults	222	1,732	12.8%	14.9%	15.2%	15.4%
% of FP17s for the same patient ID Re-attending between 3 & 9 months - Children	317	497	63.8%	61.6%	62.3%	59.8%
% of FP17s for the same patient ID Re-attending between 3 & 9 months - Adults	1,160	1,732	67.0%	52.9%	53.3%	52.1%
% of FP17s for Band 1 Urgent Courses	88	1,954	4.5%	9.3%	9.7%	9.2%
% of FP17s Relating to Free Repair or Replacements	8	1,954	0.4%	0.5%	0.6%	0.7%
% of FP17s Relating to Continuations	67	1,954	3.4%	0.7%	0.8%	0.8%
% of Patients satisfied with the dentistry they have received	1	1	N/A	93.6%	93.4%	93.4%
% of Patients satisfied with the time they had to wait for an appointment	1	1	N/A	89.3%	86.8%	87.6%

* This is based on patients treated on this contract for their most recent course of treatment.

Figures in italics indicate the base number of FP17s or Patient Questionnaire responses are less than 100. N/A is shown where the base number of responses is less than 10 during the period. % is calculated as Quantity/Base number*100

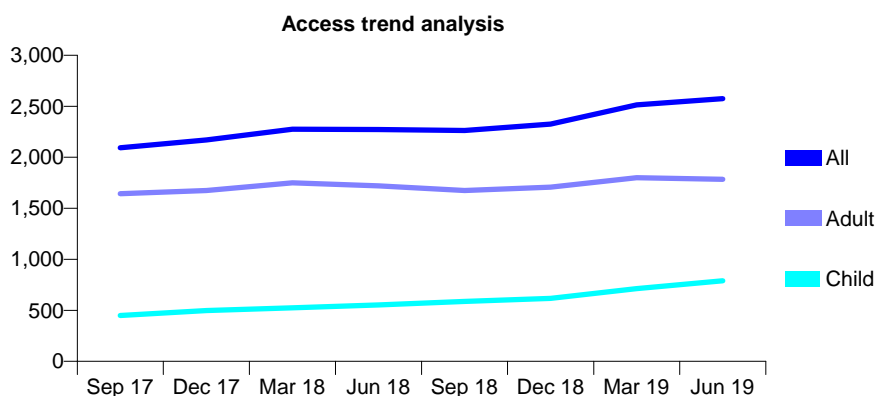
Q68 - Vital Signs At a Glance Contract Report for 363863/0001 - June 2019

Name or company name	MR G BILLIS
Contract type name	GDS Contract
Purpose of contract	General
Contract start date	01/07/2015
Contract end date	

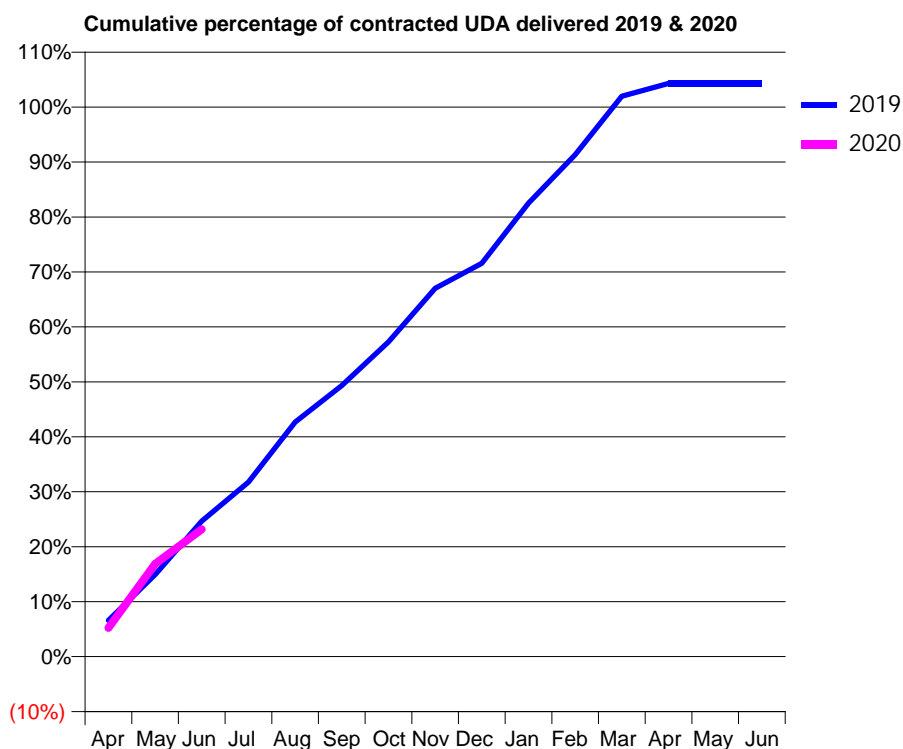
19/20 Contracted general activity (UDA)	6,000
Carry forward general activity (UDA)	0
19/20 Contracted orthodontic activity (UOA)	0
Carry forward orthodontic activity (UOA)	0
Baseline contract value	£150,479.90

ACCESS*

Patients seen in 24 months	Total	Change since previous quarter
Quarter ending June 2018	2,272	
Quarter ending September 2018	2,262	→
Quarter ending December 2018	2,325	↑
Quarter ending March 2019	2,514	↑
Quarter ending June 2019	2,575	↑
Variance since June 2018	13.3%	↑



ACTIVITY



Month	Adjusted Scheduled Activity (UDA)	
	2019	2020
April	397	314
May	897	1,013
June	1,481	1,390
July	1,905	
August	2,560	
September	2,960	
October	3,438	
November	4,023	
December	4,294	
January	4,952	
February	5,479	
March	6,119	
April	6,257	
May	6,257	
June	6,257	

QUALITY

	Quantity	Base Number	Contract	AT	Region	England
% of FP17s for the same patient ID Re-attending within 3 months - Children	12	283	4.2%	8.9%	10.6%	11.4%
% of FP17s for the same patient ID Re-attending within 3 months - Adults	57	534	10.7%	14.9%	15.2%	15.4%
% of FP17s for the same patient ID Re-attending between 3 & 9 months - Children	148	283	52.3%	61.6%	62.3%	59.8%
% of FP17s for the same patient ID Re-attending between 3 & 9 months - Adults	331	534	62.0%	52.9%	53.3%	52.1%
% of FP17s for Band 1 Urgent Courses	69	750	9.2%	9.3%	9.7%	9.2%
% of FP17s Relating to Free Repair or Replacements	4	750	0.5%	0.5%	0.6%	0.7%
% of FP17s Relating to Continuations	1	750	0.1%	0.7%	0.8%	0.8%
% of Patients satisfied with the dentistry they have received	1	1	N/A	93.6%	93.4%	93.4%
% of Patients satisfied with the time they had to wait for an appointment	1	1	N/A	89.3%	86.8%	87.6%

* This is based on patients treated on this contract for their most recent course of treatment. Figures in italics indicate the base number of FP17s or Patient Questionnaire responses are less than 100. N/A is shown where the base number of responses is less than 10 during the period. % is calculated as Quantity/Base number*100

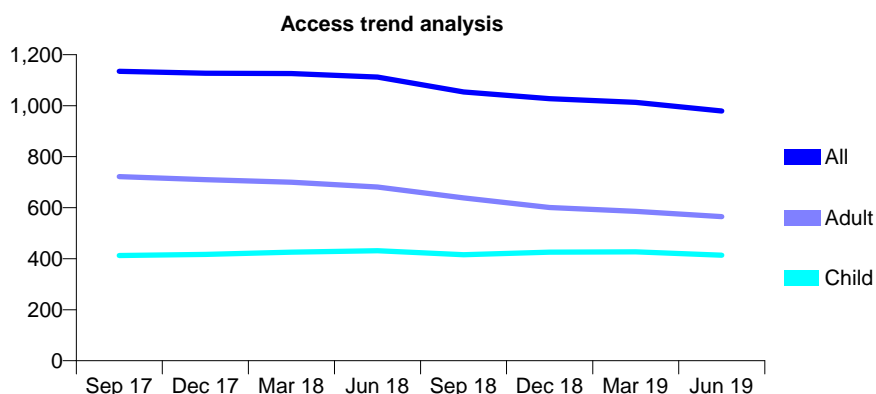
Q68 - Vital Signs At a Glance Contract Report for 368156/0001 - June 2019

Name or company name	MRS N SRINIVASAN
Contract type name	GDS Contract
Purpose of contract	General
Contract start date	01/07/2011
Contract end date	

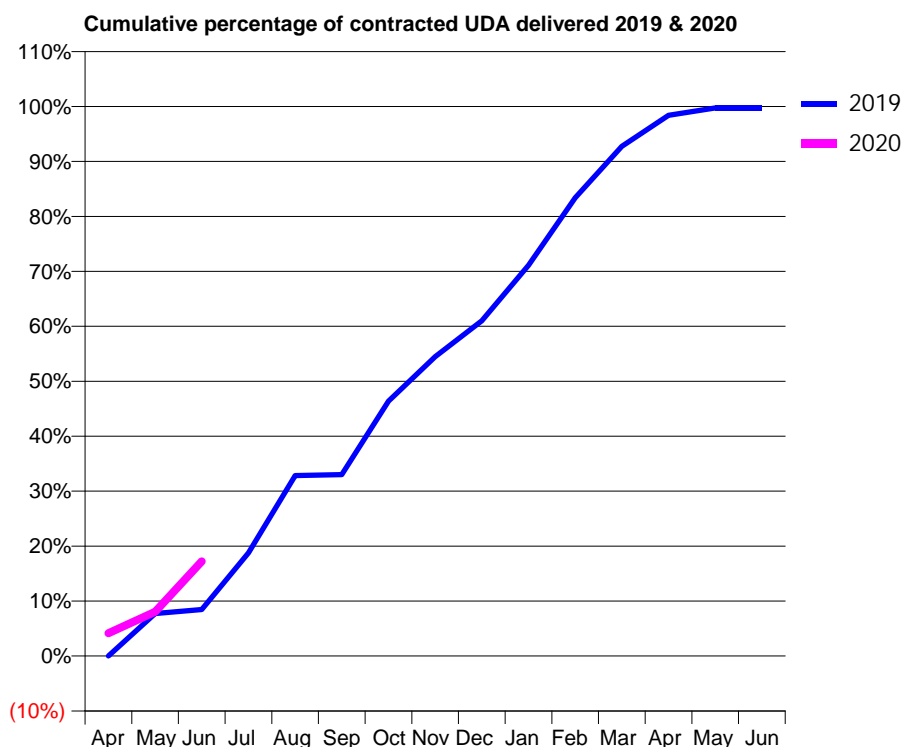
19/20 Contracted general activity (UDA)	2,265
Carry forward general activity (UDA)	0
19/20 Contracted orthodontic activity (UOA)	0
Carry forward orthodontic activity (UOA)	0
Baseline contract value	£57,757.87

ACCESS*

Patients seen in 24 months	Total	Change since previous quarter
Quarter ending June 2018	1,112	
Quarter ending September 2018	1,054	↓
Quarter ending December 2018	1,027	↓
Quarter ending March 2019	1,013	↓
Quarter ending June 2019	979	↓
Variance since June 2018	(12.0%)	↓



ACTIVITY



Month	Adjusted Scheduled Activity (UDA)	
	2019	2020
April	0	94
May	175	182
June	192	390
July	425	
August	744	
September	748	
October	1,051	
November	1,234	
December	1,382	
January	1,610	
February	1,889	
March	2,101	
April	2,229	
May	2,259	
June	2,259	

QUALITY

	Quantity	Base Number	Contract	AT	Region	England
% of FP17s for the same patient ID Re-attending within 3 months - Children	5	132	3.8%	8.9%	10.6%	11.4%
% of FP17s for the same patient ID Re-attending within 3 months - Adults	14	150	9.3%	14.9%	15.2%	15.4%
% of FP17s for the same patient ID Re-attending between 3 & 9 months - Children	83	132	62.9%	61.6%	62.3%	59.8%
% of FP17s for the same patient ID Re-attending between 3 & 9 months - Adults	94	150	62.7%	52.9%	53.3%	52.1%
% of FP17s for Band 1 Urgent Courses	9	219	4.1%	9.3%	9.7%	9.2%
% of FP17s Relating to Free Repair or Replacements	1	219	0.5%	0.5%	0.6%	0.7%
% of FP17s Relating to Continuations	0	219	0.0%	0.7%	0.8%	0.8%
% of Patients satisfied with the dentistry they have received	1	1	N/A	93.6%	93.4%	93.4%
% of Patients satisfied with the time they had to wait for an appointment	1	1	N/A	89.3%	86.8%	87.6%

* This is based on patients treated on this contract for their most recent course of treatment. Figures in italics indicate the base number of FP17s or Patient Questionnaire responses are less than 100. N/A is shown where the base number of responses is less than 10 during the period. % is calculated as Quantity/Base number*100

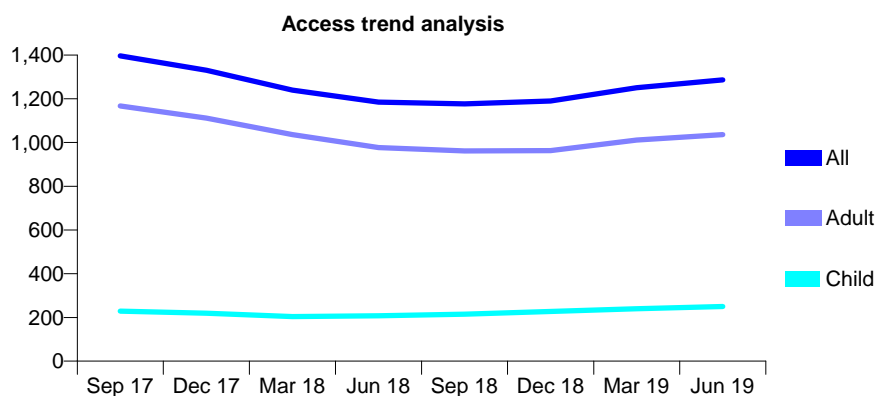
Q68 - Vital Signs At a Glance Contract Report for 389382/0002 - June 2019

Name or company name	MR MB FAHAMI
Contract type name	GDS Contract
Purpose of contract	General
Contract start date	05/07/2006
Contract end date	

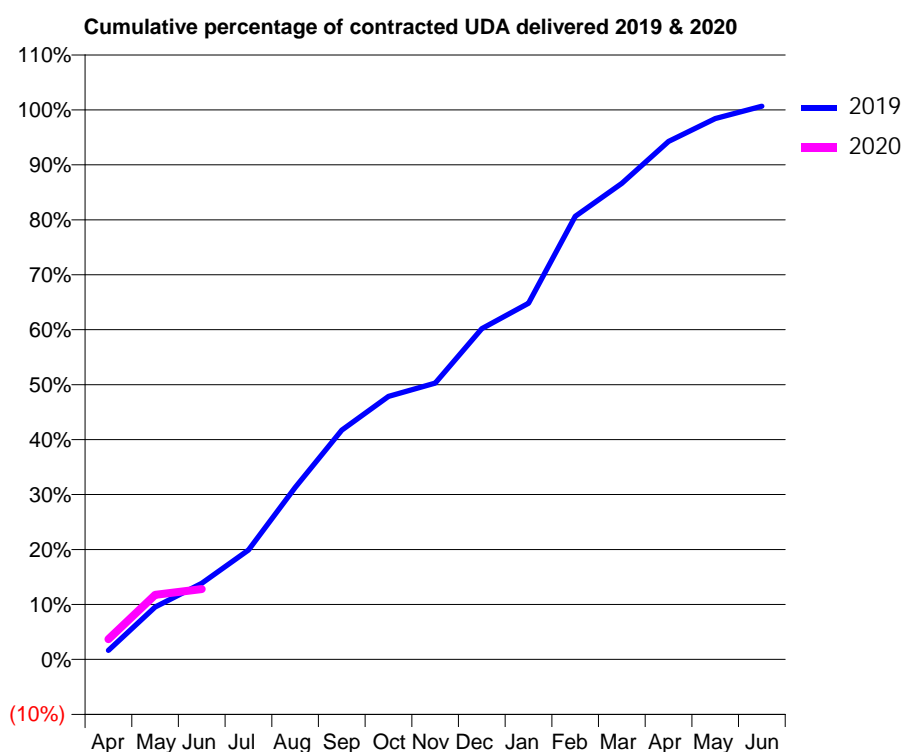
19/20 Contracted general activity (UDA)	4,100
Carry forward general activity (UDA)	0
19/20 Contracted orthodontic activity (UOA)	0
Carry forward orthodontic activity (UOA)	0
Baseline contract value	£145,967.86

ACCESS*

Patients seen in 24 months	Total	Change since previous quarter
Quarter ending June 2018	1,185	
Quarter ending September 2018	1,177	→
Quarter ending December 2018	1,190	→
Quarter ending March 2019	1,251	↑
Quarter ending June 2019	1,286	↑
Variance since June 2018	8.5%	↑



ACTIVITY



Month	2019	2020
April	68	151
May	391	482
June	567	524
July	816	
August	1,283	
September	1,711	
October	1,962	
November	2,062	
December	2,468	
January	2,657	
February	3,306	
March	3,551	
April	3,864	
May	4,035	
June	4,127	

QUALITY

	Quantity	Base Number	Contract	AT	Region	England
% of FP17s for the same patient ID Re-attending within 3 months - Children	4	89	4.5%	8.9%	10.6%	11.4%
% of FP17s for the same patient ID Re-attending within 3 months - Adults	47	345	13.6%	14.9%	15.2%	15.4%
% of FP17s for the same patient ID Re-attending between 3 & 9 months - Children	54	89	60.7%	61.6%	62.3%	59.8%
% of FP17s for the same patient ID Re-attending between 3 & 9 months - Adults	155	345	44.9%	52.9%	53.3%	52.1%
% of FP17s for Band 1 Urgent Courses	17	160	10.6%	9.3%	9.7%	9.2%
% of FP17s Relating to Free Repair or Replacements	0	160	0.0%	0.5%	0.6%	0.7%
% of FP17s Relating to Continuations	0	160	0.0%	0.7%	0.8%	0.8%
% of Patients satisfied with the dentistry they have received	0	0	N/A	93.6%	93.4%	93.4%
% of Patients satisfied with the time they had to wait for an appointment	0	0	N/A	89.3%	86.8%	87.6%

* This is based on patients treated on this contract for their most recent course of treatment. Figures in italics indicate the base number of FP17s or Patient Questionnaire responses are less than 100. N/A is shown where the base number of responses is less than 10 during the period. % is calculated as Quantity/Base number*100

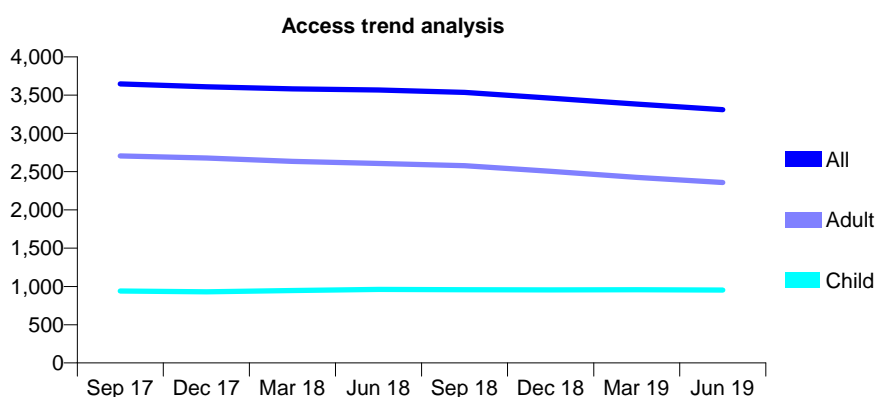
Q68 - Vital Signs At a Glance Contract Report for 396710/0001 - June 2019

Name or company name	Old Mill Dental Surgery
Contract type name	GDS Contract
Purpose of contract	General
Contract start date	01/04/2006
Contract end date	

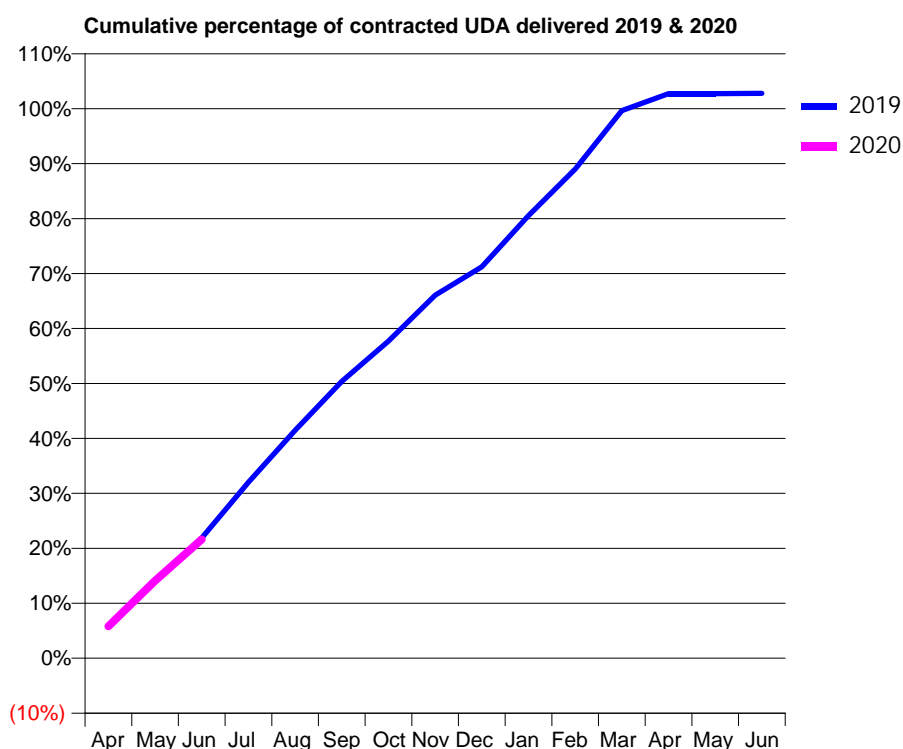
19/20 Contracted general activity (UDA)	8,029
Carry forward general activity (UDA)	0
19/20 Contracted orthodontic activity (UOA)	0
Carry forward orthodontic activity (UOA)	0
Baseline contract value	£173,294.86

ACCESS*

Patients seen in 24 months	Total	Change since previous quarter
Quarter ending June 2018	3,567	
Quarter ending September 2018	3,535	→
Quarter ending December 2018	3,460	↓
Quarter ending March 2019	3,382	↓
Quarter ending June 2019	3,310	↓
Variance since June 2018	(7.2%)	↓



ACTIVITY



Month	Adjusted Scheduled Activity (UDA)	
	2019	2020
April	475	467
May	1,123	1,133
June	1,757	1,737
July	2,571	
August	3,331	
September	4,044	
October	4,632	
November	5,305	
December	5,718	
January	6,466	
February	7,149	
March	7,998	
April	8,248	
May	8,248	
June	8,253	

QUALITY

	Quantity	Base Number	Contract	AT	Region	England
% of FP17s for the same patient ID Re-attending within 3 months - Children	30	399	7.5%	8.9%	10.6%	11.4%
% of FP17s for the same patient ID Re-attending within 3 months - Adults	87	739	11.8%	14.9%	15.2%	15.4%
% of FP17s for the same patient ID Re-attending between 3 & 9 months - Children	243	399	60.9%	61.6%	62.3%	59.8%
% of FP17s for the same patient ID Re-attending between 3 & 9 months - Adults	340	739	46.0%	52.9%	53.3%	52.1%
% of FP17s for Band 1 Urgent Courses	66	992	6.7%	9.3%	9.7%	9.2%
% of FP17s Relating to Free Repair or Replacements	1	992	0.1%	0.5%	0.6%	0.7%
% of FP17s Relating to Continuations	1	992	0.1%	0.7%	0.8%	0.8%
% of Patients satisfied with the dentistry they have received	1	1	N/A	93.6%	93.4%	93.4%
% of Patients satisfied with the time they had to wait for an appointment	1	1	N/A	89.3%	86.8%	87.6%

* This is based on patients treated on this contract for their most recent course of treatment.

Figures in italics indicate the base number of FP17s or Patient Questionnaire responses are less than 100. N/A is shown where the base number of responses is less than 10 during the period. % is calculated as Quantity/Base number*100

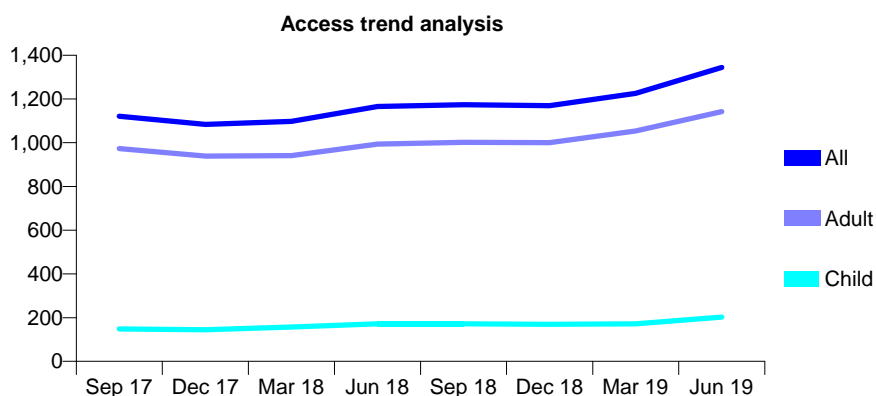
Q68 - Vital Signs At a Glance Contract Report for 398144/0002 - June 2019

Name or company name	MISS DR BECKER
Contract type name	GDS Contract
Purpose of contract	General
Contract start date	01/11/2015
Contract end date	

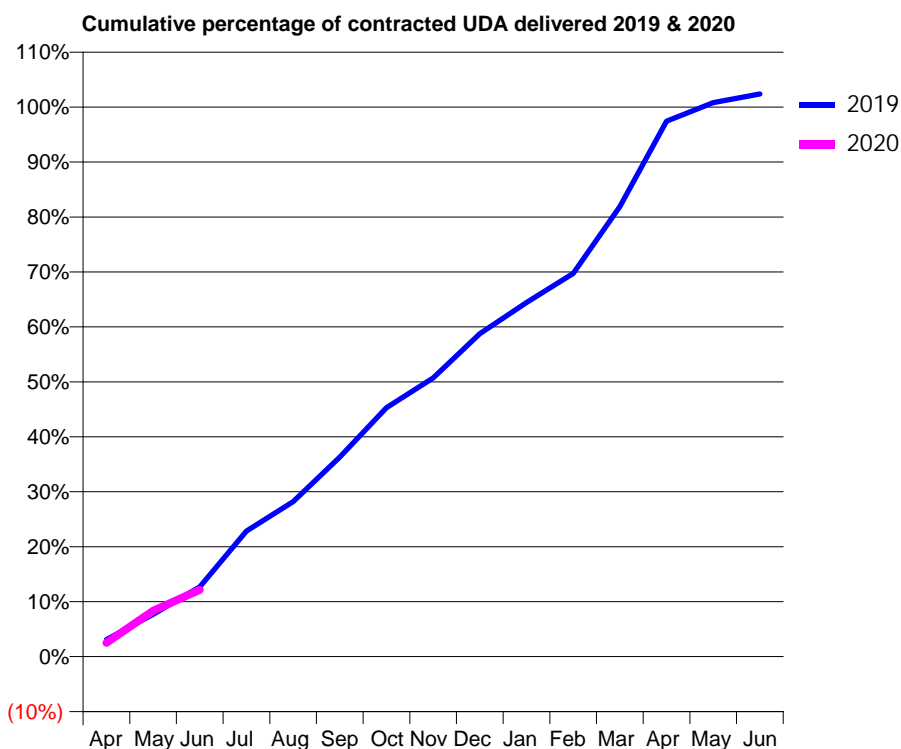
19/20 Contracted general activity (UDA)	4,156
Carry forward general activity (UDA)	0
19/20 Contracted orthodontic activity (UOA)	0
Carry forward orthodontic activity (UOA)	0
Baseline contract value	£117,504.26

ACCESS*

Patients seen in 24 months	Total	Change since previous quarter
Quarter ending June 2018	1,166	
Quarter ending September 2018	1,174	→
Quarter ending December 2018	1,169	→
Quarter ending March 2019	1,226	↑
Quarter ending June 2019	1,344	↑
Variance since June 2018	15.3%	↑



ACTIVITY



Month	Adjusted Scheduled Activity (UDA)	
	2019	2020
April	128	106
May	321	346
June	527	506
July	949	
August	1,172	
September	1,509	
October	1,882	
November	2,108	
December	2,442	
January	2,679	
February	2,898	
March	3,402	
April	4,049	
May	4,189	
June	4,255	

QUALITY

	Quantity	Base Number	Contract	AT	Region	England
% of FP17s for the same patient ID Re-attending within 3 months - Children	2	92	2.2%	8.9%	10.6%	11.4%
% of FP17s for the same patient ID Re-attending within 3 months - Adults	45	433	10.4%	14.9%	15.2%	15.4%
% of FP17s for the same patient ID Re-attending between 3 & 9 months - Children	38	92	41.3%	61.6%	62.3%	59.8%
% of FP17s for the same patient ID Re-attending between 3 & 9 months - Adults	234	433	54.0%	52.9%	53.3%	52.1%
% of FP17s for Band 1 Urgent Courses	19	296	6.4%	9.3%	9.7%	9.2%
% of FP17s Relating to Free Repair or Replacements	0	296	0.0%	0.5%	0.6%	0.7%
% of FP17s Relating to Continuations	0	296	0.0%	0.7%	0.8%	0.8%
% of Patients satisfied with the dentistry they have received	0	0	N/A	93.6%	93.4%	93.4%
% of Patients satisfied with the time they had to wait for an appointment	0	0	N/A	89.3%	86.8%	87.6%

* This is based on patients treated on this contract for their most recent course of treatment. Figures in italics indicate the base number of FP17s or Patient Questionnaire responses are less than 100. N/A is shown where the base number of responses is less than 10 during the period. % is calculated as Quantity/Base number*100

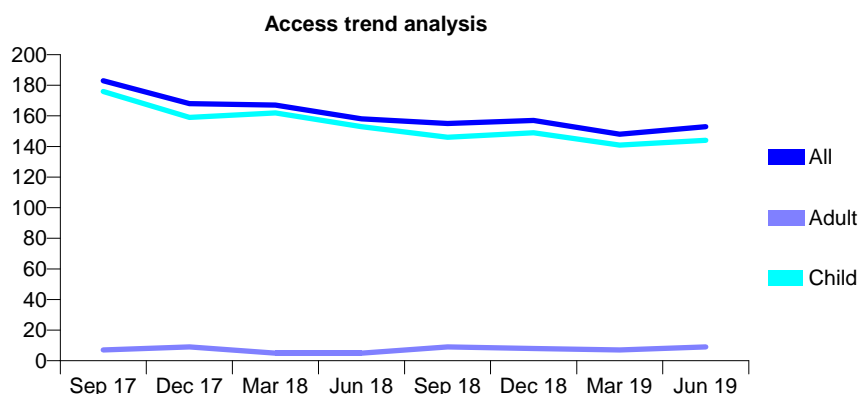
Q68 - Vital Signs At a Glance Contract Report for 557056/0002 - June 2019

Name or company name	MR S URDANG
Contract type name	GDS Contract
Purpose of contract	General
Contract start date	02/07/2008
Contract end date	

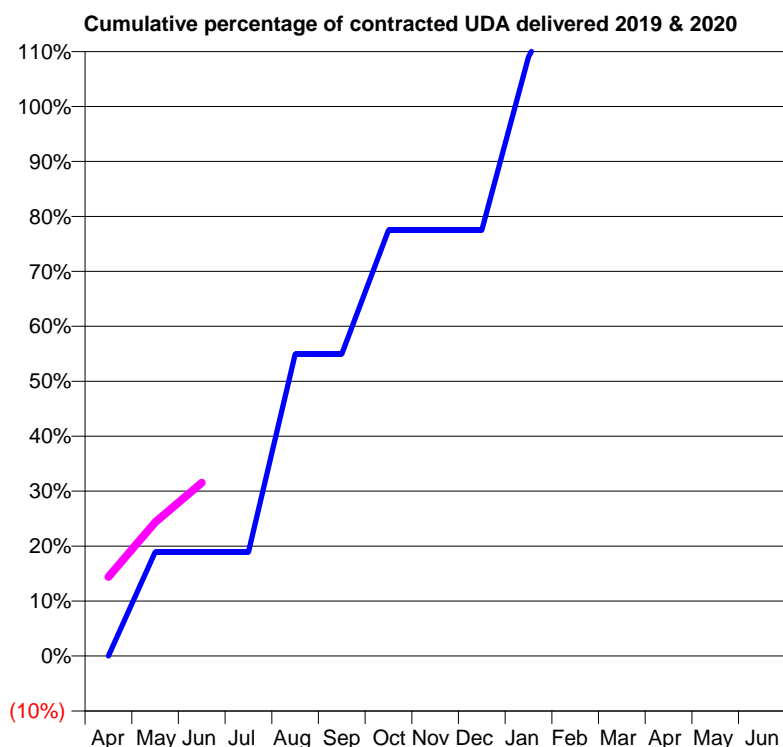
19/20 Contracted general activity (UDA)	111
Carry forward general activity (UDA)	0
19/20 Contracted orthodontic activity (UOA)	0
Carry forward orthodontic activity (UOA)	0
Baseline contract value	£2,589.49

ACCESS*

Patients seen in 24 months	Total	Change since previous quarter
Quarter ending June 2018	158	
Quarter ending September 2018	155	↓
Quarter ending December 2018	157	→
Quarter ending March 2019	148	↓
Quarter ending June 2019	153	↑
Variance since June 2018	(3.2%)	↓



ACTIVITY



Month	Adjusted Scheduled Activity (UDA)	
	2019	2020
April	0	16
May	21	27
June	21	35
July	21	
August	61	
September	61	
October	86	
November	86	
December	86	
January	121	
February	138	
March	141	
April	141	
May	141	
June	141	

QUALITY

	Quantity	Base Number	Contract	AT	Region	England
% of FP17s for the same patient ID Re-attending within 3 months - Children	0	29	0.0%	8.9%	10.6%	11.4%
% of FP17s for the same patient ID Re-attending within 3 months - Adults	0	0	N/A	14.9%	15.2%	15.4%
% of FP17s for the same patient ID Re-attending between 3 & 9 months - Children	13	29	44.8%	61.6%	62.3%	59.8%
% of FP17s for the same patient ID Re-attending between 3 & 9 months - Adults	0	0	N/A	52.9%	53.3%	52.1%
% of FP17s for Band 1 Urgent Courses	0	29	0.0%	9.3%	9.7%	9.2%
% of FP17s Relating to Free Repair or Replacements	0	29	0.0%	0.5%	0.6%	0.7%
% of FP17s Relating to Continuations	0	29	0.0%	0.7%	0.8%	0.8%
% of Patients satisfied with the dentistry they have received	0	0	N/A	93.6%	93.4%	93.4%
% of Patients satisfied with the time they had to wait for an appointment	0	0	N/A	89.3%	86.8%	87.6%

* This is based on patients treated on this contract for their most recent course of treatment. Figures in italics indicate the base number of FP17s or Patient Questionnaire responses are less than 100. N/A is shown where the base number of responses is less than 10 during the period. % is calculated as Quantity/Base number*100

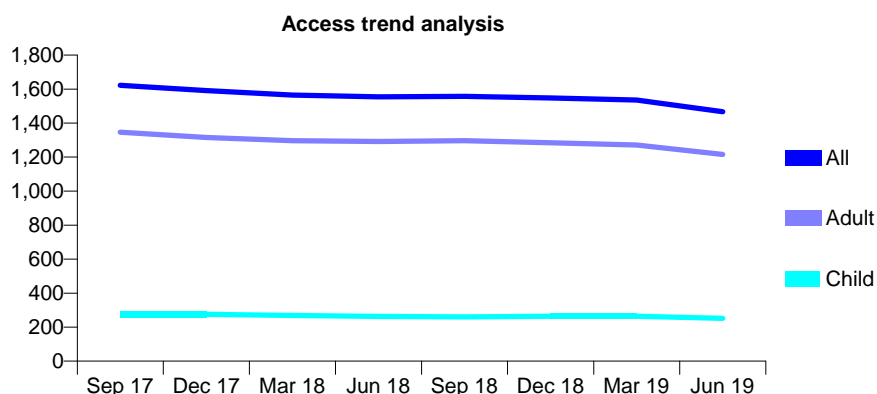
Q68 - Vital Signs At a Glance Contract Report for 558222/0005 - June 2019

Name or company name	MR NJ VAID
Contract type name	GDS Contract
Purpose of contract	General
Contract start date	01/04/2011
Contract end date	

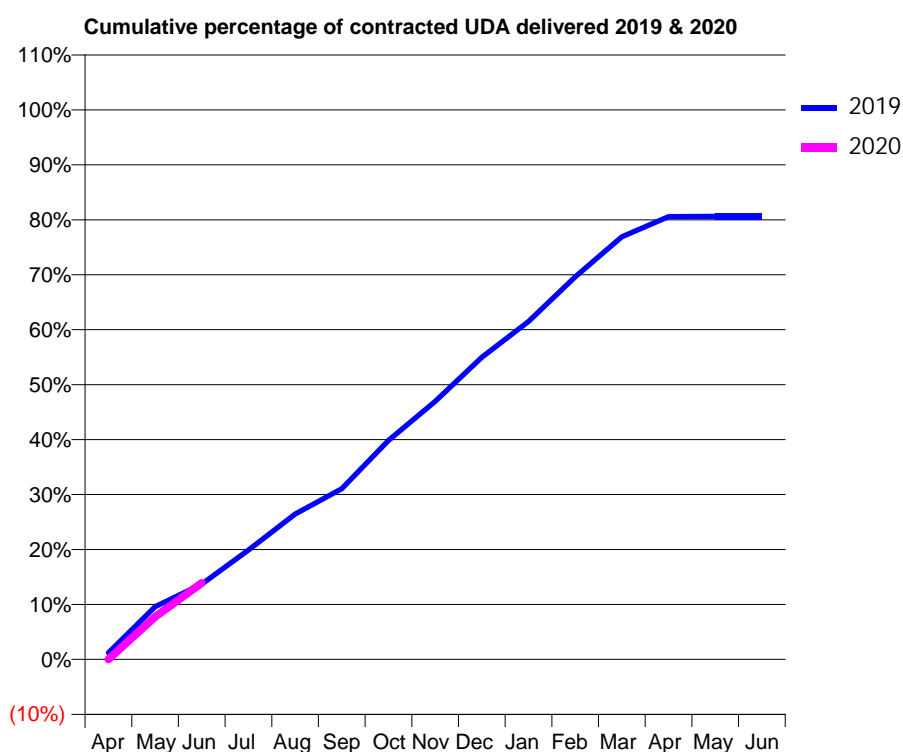
19/20 Contracted general activity (UDA)	5,235
Carry forward general activity (UDA)	0
19/20 Contracted orthodontic activity (UOA)	0
Carry forward orthodontic activity (UOA)	0
Baseline contract value	£126,032.05

ACCESS*

Patients seen in 24 months	Total	Change since previous quarter
Quarter ending June 2018	1,554	
Quarter ending September 2018	1,557	→
Quarter ending December 2018	1,548	→
Quarter ending March 2019	1,535	→
Quarter ending June 2019	1,467	↓
Variance since June 2018	(5.6%)	↓



ACTIVITY



Month	Adjusted Scheduled Activity (UDA)	
	2019	2020
April	63	0
May	503	407
June	717	728
July	1,042	
August	1,386	
September	1,627	
October	2,087	
November	2,458	
December	2,877	
January	3,220	
February	3,644	
March	4,026	
April	4,217	
May	4,220	
June	4,220	

QUALITY

	Quantity	Base Number	Contract	AT	Region	England
% of FP17s for the same patient ID Re-attending within 3 months - Children	5	76	6.6%	8.9%	10.6%	11.4%
% of FP17s for the same patient ID Re-attending within 3 months - Adults	65	470	13.8%	14.9%	15.2%	15.4%
% of FP17s for the same patient ID Re-attending between 3 & 9 months - Children	52	76	68.4%	61.6%	62.3%	59.8%
% of FP17s for the same patient ID Re-attending between 3 & 9 months - Adults	322	470	68.5%	52.9%	53.3%	52.1%
% of FP17s for Band 1 Urgent Courses	25	426	5.9%	9.3%	9.7%	9.2%
% of FP17s Relating to Free Repair or Replacements	6	426	1.4%	0.5%	0.6%	0.7%
% of FP17s Relating to Continuations	2	426	0.5%	0.7%	0.8%	0.8%
% of Patients satisfied with the dentistry they have received	0	0	N/A	93.6%	93.4%	93.4%
% of Patients satisfied with the time they had to wait for an appointment	0	0	N/A	89.3%	86.8%	87.6%

* This is based on patients treated on this contract for their most recent course of treatment. Figures in italics indicate the base number of FP17s or Patient Questionnaire responses are less than 100. N/A is shown where the base number of responses is less than 10 during the period. % is calculated as Quantity/Base number*100

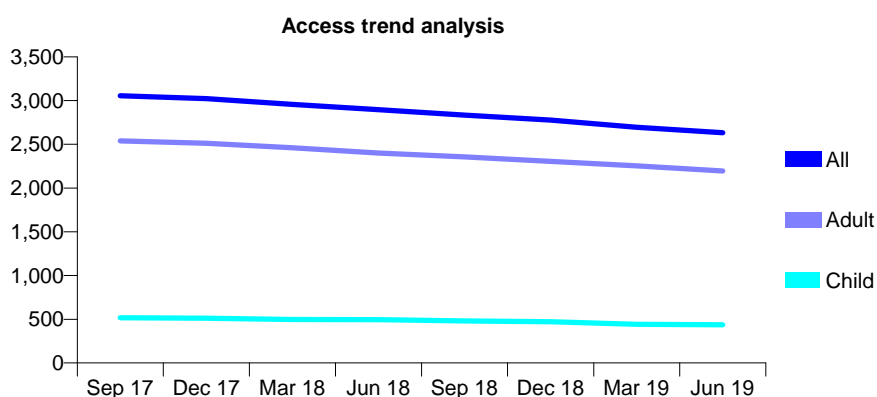
Q68 - Vital Signs At a Glance Contract Report for 558222/0006 - June 2019

Name or company name	MR NJ VAID
Contract type name	GDS Contract
Purpose of contract	General
Contract start date	01/04/2011
Contract end date	

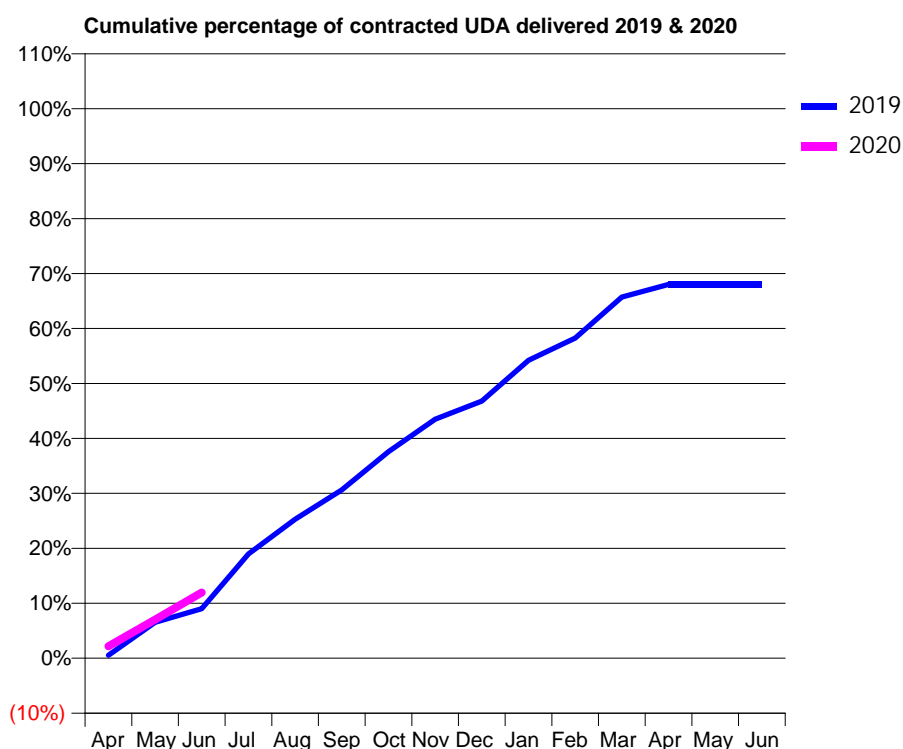
19/20 Contracted general activity (UDA)	10,603
Carry forward general activity (UDA)	0
19/20 Contracted orthodontic activity (UOA)	0
Carry forward orthodontic activity (UOA)	0
Baseline contract value	£277,182.96

ACCESS*

Patients seen in 24 months	Total	Change since previous quarter
Quarter ending June 2018	2,895	
Quarter ending September 2018	2,834	↓
Quarter ending December 2018	2,776	↓
Quarter ending March 2019	2,695	↓
Quarter ending June 2019	2,633	↓
Variance since June 2018	(9.1%)	↓



ACTIVITY



Month	2019	2020
April	58	231
May	692	745
June	957	1,266
July	2,012	
August	2,681	
September	3,245	
October	3,984	
November	4,611	
December	4,962	
January	5,746	
February	6,176	
March	6,968	
April	7,210	
May	7,210	
June	7,210	

QUALITY

	Quantity	Base Number	Contract	AT	Region	England
% of FP17s for the same patient ID Re-attending within 3 months - Children	2	153	1.3%	8.9%	10.6%	11.4%
% of FP17s for the same patient ID Re-attending within 3 months - Adults	83	688	12.1%	14.9%	15.2%	15.4%
% of FP17s for the same patient ID Re-attending between 3 & 9 months - Children	93	153	60.8%	61.6%	62.3%	59.8%
% of FP17s for the same patient ID Re-attending between 3 & 9 months - Adults	426	688	61.9%	52.9%	53.3%	52.1%
% of FP17s for Band 1 Urgent Courses	45	745	6.0%	9.3%	9.7%	9.2%
% of FP17s Relating to Free Repair or Replacements	7	745	0.9%	0.5%	0.6%	0.7%
% of FP17s Relating to Continuations	6	745	0.8%	0.7%	0.8%	0.8%
% of Patients satisfied with the dentistry they have received	2	2	N/A	93.6%	93.4%	93.4%
% of Patients satisfied with the time they had to wait for an appointment	2	2	N/A	89.3%	86.8%	87.6%

* This is based on patients treated on this contract for their most recent course of treatment.

Figures in italics indicate the base number of FP17s or Patient Questionnaire responses are less than 100. N/A is shown where the base number of responses is less than 10 during the period. % is calculated as Quantity/Base number*100

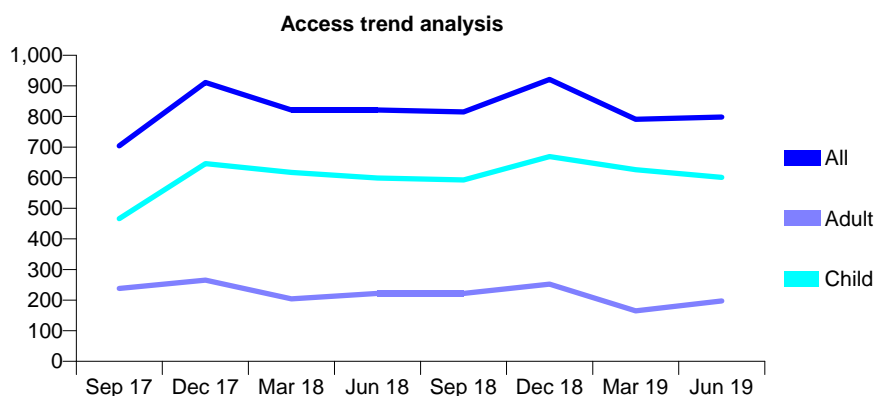
Q68 - Vital Signs At a Glance Contract Report for 558745/0004 - June 2019

Name or company name	MR VH WIFFEN
Contract type name	GDS Contract
Purpose of contract	General
Contract start date	01/06/2010
Contract end date	

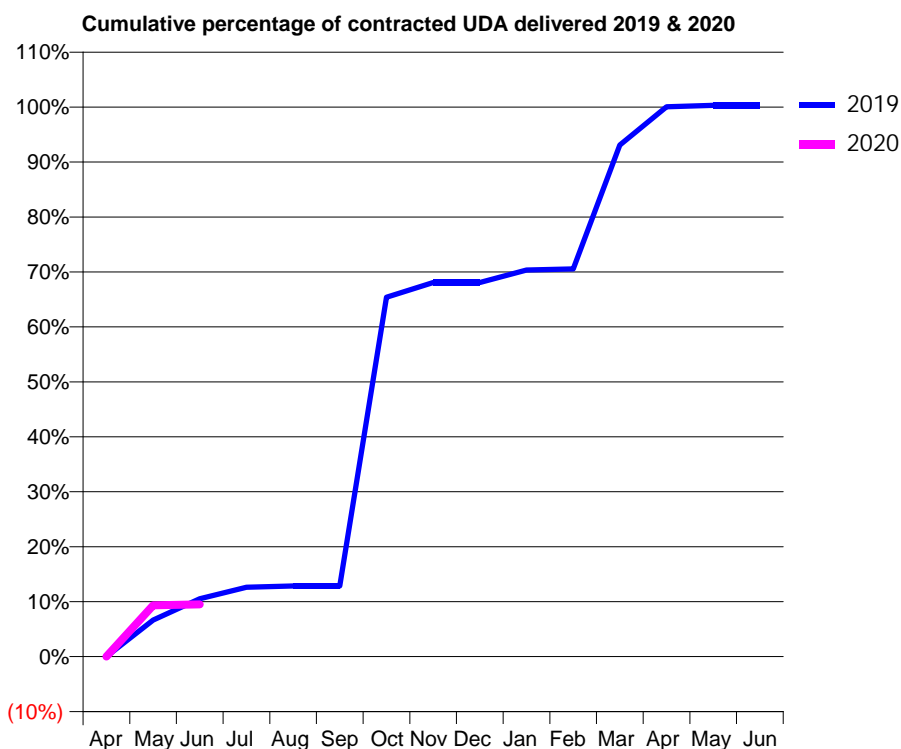
19/20 Contracted general activity (UDA)	1,532
Carry forward general activity (UDA)	0
19/20 Contracted orthodontic activity (UOA)	0
Carry forward orthodontic activity (UOA)	0
Baseline contract value	£45,011.45

ACCESS*

Patients seen in 24 months	Total	Change since previous quarter
Quarter ending June 2018	821	
Quarter ending September 2018	815	→
Quarter ending December 2018	921	↑
Quarter ending March 2019	791	↓
Quarter ending June 2019	798	→
Variance since June 2018	(2.8%)	↓



ACTIVITY



Month	Adjusted Scheduled Activity (UDA)	
	2019	2020
April	0	0
May	102	143
June	161	146
July	193	
August	197	
September	197	
October	1,002	
November	1,043	
December	1,043	
January	1,077	
February	1,081	
March	1,426	
April	1,533	
May	1,537	
June	1,537	

QUALITY

	Quantity	Base Number	Contract	AT	Region	England
% of FP17s for the same patient ID Re-attending within 3 months - Children	5	196	2.6%	8.9%	10.6%	11.4%
% of FP17s for the same patient ID Re-attending within 3 months - Adults	1	27	3.7%	14.9%	15.2%	15.4%
% of FP17s for the same patient ID Re-attending between 3 & 9 months - Children	142	196	72.4%	61.6%	62.3%	59.8%
% of FP17s for the same patient ID Re-attending between 3 & 9 months - Adults	23	27	85.2%	52.9%	53.3%	52.1%
% of FP17s for Band 1 Urgent Courses	0	142	0.0%	9.3%	9.7%	9.2%
% of FP17s Relating to Free Repair or Replacements	0	142	0.0%	0.5%	0.6%	0.7%
% of FP17s Relating to Continuations	0	142	0.0%	0.7%	0.8%	0.8%
% of Patients satisfied with the dentistry they have received	0	0	N/A	93.6%	93.4%	93.4%
% of Patients satisfied with the time they had to wait for an appointment	0	0	N/A	89.3%	86.8%	87.6%

* This is based on patients treated on this contract for their most recent course of treatment. Figures in italics indicate the base number of FP17s or Patient Questionnaire responses are less than 100. N/A is shown where the base number of responses is less than 10 during the period. % is calculated as Quantity/Base number*100

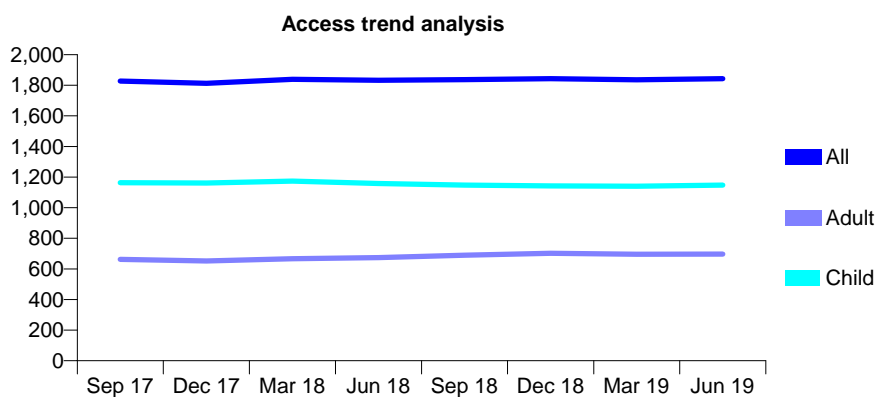
Q68 - Vital Signs At a Glance Contract Report for 565113/0001 - June 2019

Name or company name	Mr MA Parker & Mr AW Smith
Contract type name	GDS Contract
Purpose of contract	General
Contract start date	01/04/2006
Contract end date	

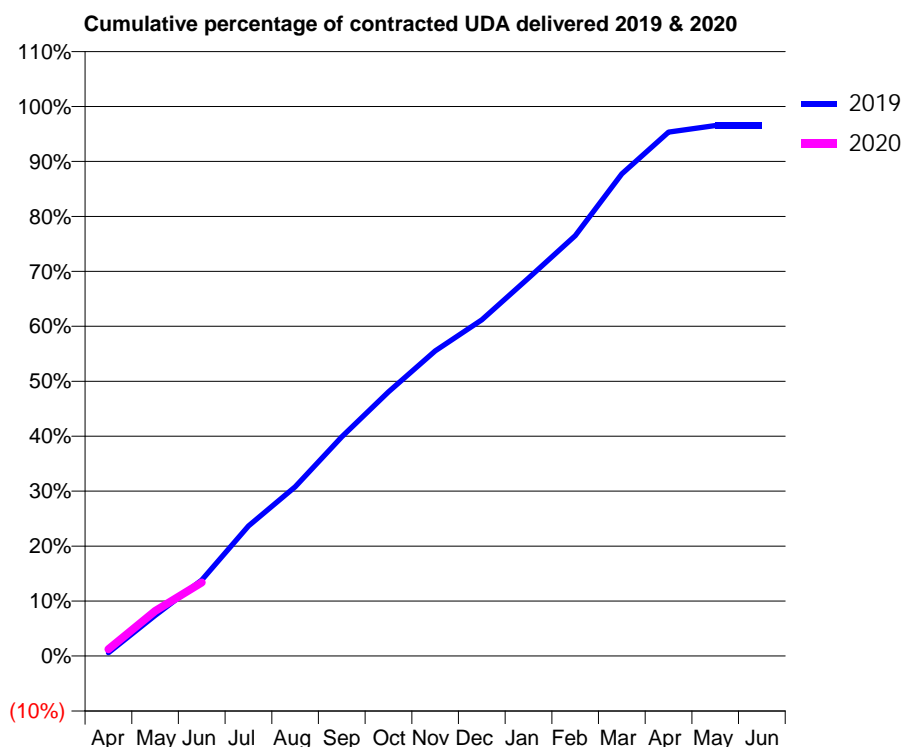
19/20 Contracted general activity (UDA)	3,272
Carry forward general activity (UDA)	0
19/20 Contracted orthodontic activity (UOA)	0
Carry forward orthodontic activity (UOA)	0
Baseline contract value	£75,260.78

ACCESS*

Patients seen in 24 months	Total	Change since previous quarter
Quarter ending June 2018	1,833	
Quarter ending September 2018	1,837	→
Quarter ending December 2018	1,844	→
Quarter ending March 2019	1,836	→
Quarter ending June 2019	1,844	→
Variance since June 2018	0.6%	→



ACTIVITY



Month	Adjusted Scheduled Activity (UDA)	
	2019	2020
April	19	41
May	242	269
June	452	438
July	775	
August	1,008	
September	1,305	
October	1,573	
November	1,816	
December	2,001	
January	2,250	
February	2,502	
March	2,871	
April	3,119	
May	3,158	
June	3,158	

QUALITY

	Quantity	Base Number	Contract	AT	Region	England
% of FP17s for the same patient ID Re-attending within 3 months - Children	13	337	3.9%	8.9%	10.6%	11.4%
% of FP17s for the same patient ID Re-attending within 3 months - Adults	5	97	5.2%	14.9%	15.2%	15.4%
% of FP17s for the same patient ID Re-attending between 3 & 9 months - Children	165	337	49.0%	61.6%	62.3%	59.8%
% of FP17s for the same patient ID Re-attending between 3 & 9 months - Adults	34	97	35.1%	52.9%	53.3%	52.1%
% of FP17s for Band 1 Urgent Courses	8	315	2.5%	9.3%	9.7%	9.2%
% of FP17s Relating to Free Repair or Replacements	1	315	0.3%	0.5%	0.6%	0.7%
% of FP17s Relating to Continuations	1	315	0.3%	0.7%	0.8%	0.8%
% of Patients satisfied with the dentistry they have received	1	1	N/A	93.6%	93.4%	93.4%
% of Patients satisfied with the time they had to wait for an appointment	1	1	N/A	89.3%	86.8%	87.6%

* This is based on patients treated on this contract for their most recent course of treatment. Figures in italics indicate the base number of FP17s or Patient Questionnaire responses are less than 100. N/A is shown where the base number of responses is less than 10 during the period. % is calculated as Quantity/Base number*100

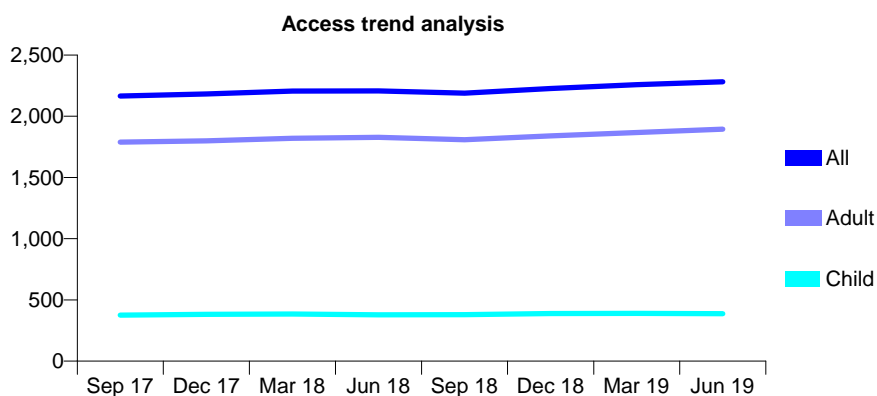
Q68 - Vital Signs At a Glance Contract Report for 567612/0001 - June 2019

Name or company name	MR AM SINGER
Contract type name	GDS Contract
Purpose of contract	General
Contract start date	01/04/2006
Contract end date	

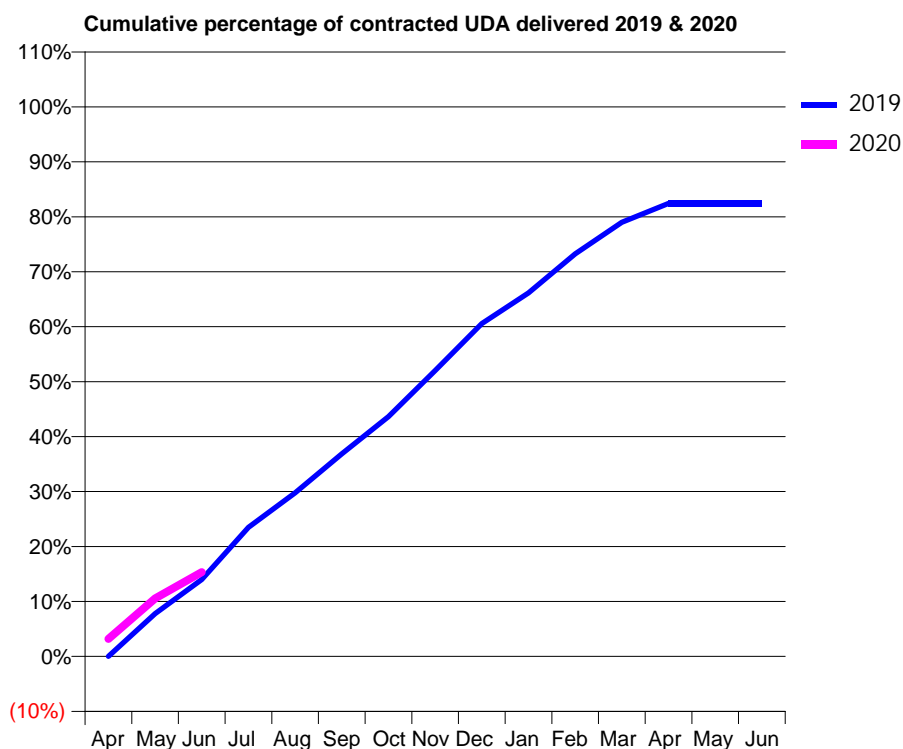
19/20 Contracted general activity (UDA)	7,509
Carry forward general activity (UDA)	0
19/20 Contracted orthodontic activity (UOA)	0
Carry forward orthodontic activity (UOA)	0
Baseline contract value	£175,769.53

ACCESS*

Patients seen in 24 months	Total	Change since previous quarter
Quarter ending June 2018	2,207	
Quarter ending September 2018	2,189	→
Quarter ending December 2018	2,227	→
Quarter ending March 2019	2,259	→
Quarter ending June 2019	2,282	→
Variance since June 2018	3.4%	↑



ACTIVITY



Month	Adjusted Scheduled Activity (UDA)	
	2019	2020
April	0	240
May	586	793
June	1,051	1,153
July	1,766	
August	2,237	
September	2,767	
October	3,277	
November	3,908	
December	4,546	
January	4,967	
February	5,500	
March	5,932	
April	6,189	
May	6,189	
June	6,189	

QUALITY

	Quantity	Base Number	Contract	AT	Region	England
% of FP17s for the same patient ID Re-attending within 3 months - Children	9	117	7.7%	8.9%	10.6%	11.4%
% of FP17s for the same patient ID Re-attending within 3 months - Adults	76	632	12.0%	14.9%	15.2%	15.4%
% of FP17s for the same patient ID Re-attending between 3 & 9 months - Children	21	117	17.9%	61.6%	62.3%	59.8%
% of FP17s for the same patient ID Re-attending between 3 & 9 months - Adults	239	632	37.8%	52.9%	53.3%	52.1%
% of FP17s for Band 1 Urgent Courses	53	600	8.8%	9.3%	9.7%	9.2%
% of FP17s Relating to Free Repair or Replacements	9	600	1.5%	0.5%	0.6%	0.7%
% of FP17s Relating to Continuations	19	600	3.2%	0.7%	0.8%	0.8%
% of Patients satisfied with the dentistry they have received	7	7	N/A	93.6%	93.4%	93.4%
% of Patients satisfied with the time they had to wait for an appointment	7	7	N/A	89.3%	86.8%	87.6%

* This is based on patients treated on this contract for their most recent course of treatment. Figures in italics indicate the base number of FP17s or Patient Questionnaire responses are less than 100. N/A is shown where the base number of responses is less than 10 during the period. % is calculated as Quantity/Base number*100

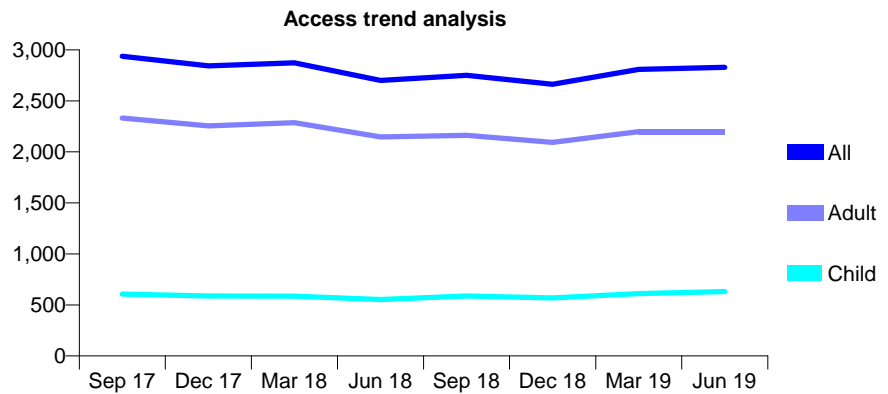
Q68 - Vital Signs At a Glance Contract Report for 568171/0001 - June 2019

Name or company name	Milford Dental Centre
Contract type name	GDS Contract
Purpose of contract	General
Contract start date	01/04/2006
Contract end date	

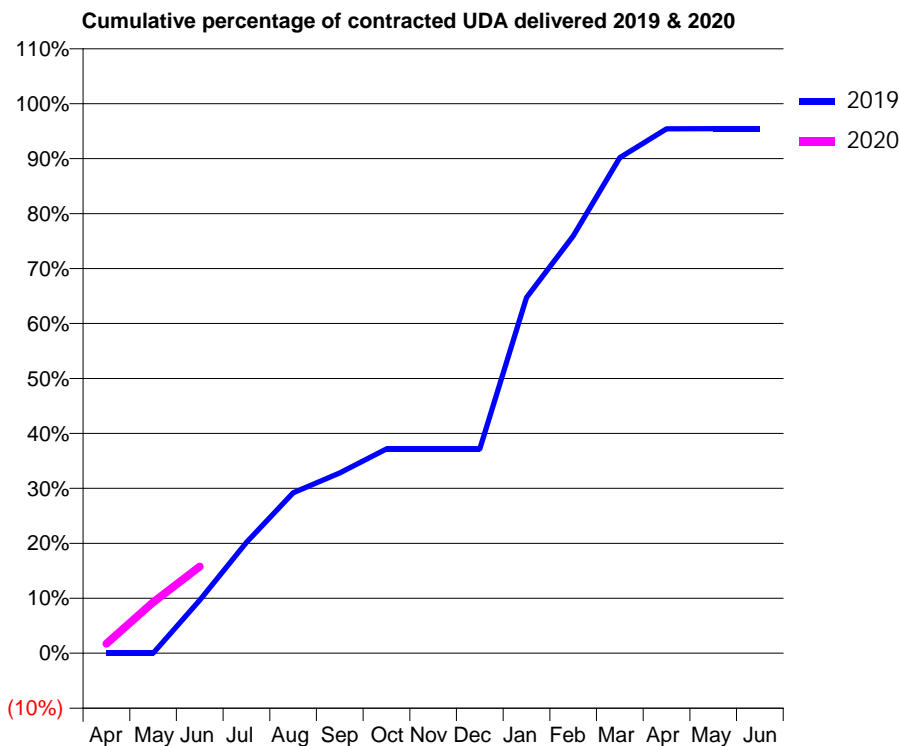
19/20 Contracted general activity (UDA)	9,000
Carry forward general activity (UDA)	0
19/20 Contracted orthodontic activity (UOA)	0
Carry forward orthodontic activity (UOA)	0
Baseline contract value	£207,047.40

ACCESS*

Patients seen in 24 months	Total	Change since previous quarter
Quarter ending June 2018	2,700	
Quarter ending September 2018	2,751	→
Quarter ending December 2018	2,663	↓
Quarter ending March 2019	2,809	↑
Quarter ending June 2019	2,829	→
Variance since June 2018	4.8%	↑



ACTIVITY



Month	2019	2020
April	0	157
May	0	835
June	869	1,421
July	1,816	
August	2,629	
September	2,951	
October	3,345	
November	3,345	
December	3,345	
January	5,827	
February	6,836	
March	8,114	
April	8,586	
May	8,591	
June	8,591	

QUALITY

	Quantity	Base Number	Contract	AT	Region	England
% of FP17s for the same patient ID Re-attending within 3 months - Children	12	176	6.8%	8.9%	10.6%	11.4%
% of FP17s for the same patient ID Re-attending within 3 months - Adults	120	656	18.3%	14.9%	15.2%	15.4%
% of FP17s for the same patient ID Re-attending between 3 & 9 months - Children	102	176	58.0%	61.6%	62.3%	59.8%
% of FP17s for the same patient ID Re-attending between 3 & 9 months - Adults	344	656	52.4%	52.9%	53.3%	52.1%
% of FP17s for Band 1 Urgent Courses	54	685	7.9%	9.3%	9.7%	9.2%
% of FP17s Relating to Free Repair or Replacements	9	685	1.3%	0.5%	0.6%	0.7%
% of FP17s Relating to Continuations	15	685	2.2%	0.7%	0.8%	0.8%
% of Patients satisfied with the dentistry they have received	3	3	N/A	93.6%	93.4%	93.4%
% of Patients satisfied with the time they had to wait for an appointment	3	3	N/A	89.3%	86.8%	87.6%

* This is based on patients treated on this contract for their most recent course of treatment. Figures in italics indicate the base number of FP17s or Patient Questionnaire responses are less than 100. N/A is shown where the base number of responses is less than 10 during the period. % is calculated as Quantity/Base number*100

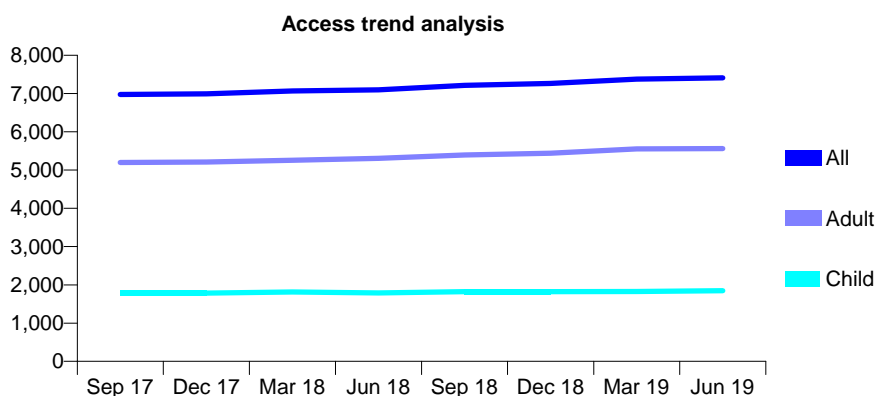
Q68 - Vital Signs At a Glance Contract Report for 570052/0001 - June 2019

Name or company name	MR AN MOORE
Contract type name	GDS Contract
Purpose of contract	General
Contract start date	01/04/2006
Contract end date	

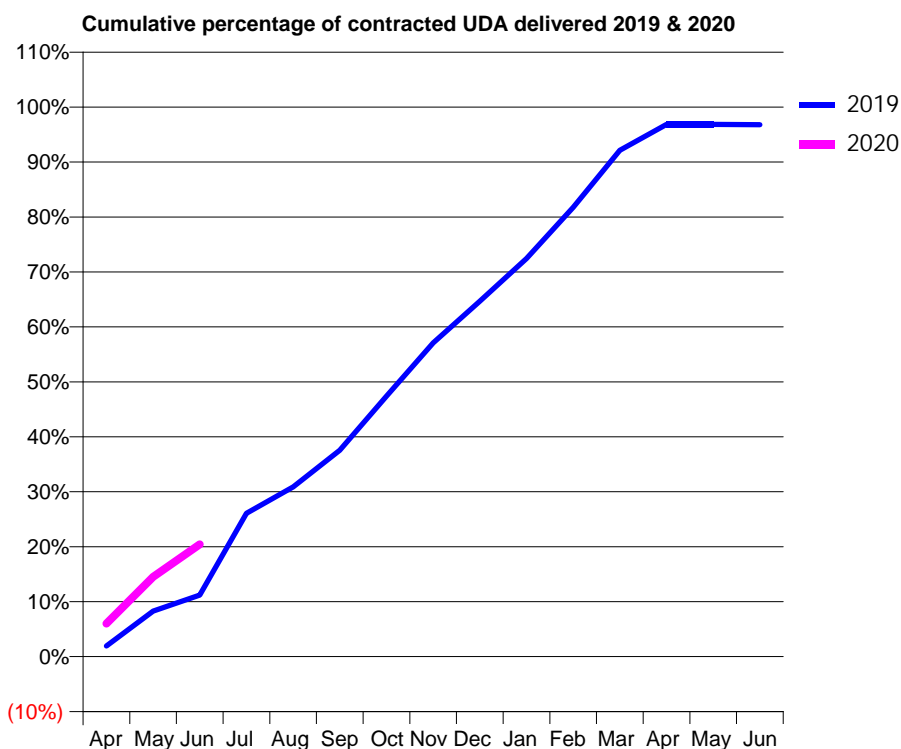
19/20 Contracted general activity (UDA)	15,877
Carry forward general activity (UDA)	0
19/20 Contracted orthodontic activity (UOA)	0
Carry forward orthodontic activity (UOA)	0
Baseline contract value	£460,560.34

ACCESS*

Patients seen in 24 months	Total	Change since previous quarter
Quarter ending June 2018	7,097	
Quarter ending September 2018	7,215	→
Quarter ending December 2018	7,263	→
Quarter ending March 2019	7,377	→
Quarter ending June 2019	7,409	→
Variance since June 2018	4.4%	↑



ACTIVITY



Month	Adjusted Scheduled Activity (UDA)	
	2019	2020
April	305	952
May	1,315	2,306
June	1,780	3,245
July	4,138	
August	4,901	
September	5,962	
October	7,528	
November	9,062	
December	10,267	
January	11,502	
February	12,982	
March	14,627	
April	15,375	
May	15,375	
June	15,368	

QUALITY

	Quantity	Base Number	Contract	AT	Region	England
% of FP17s for the same patient ID Re-attending within 3 months - Children	30	618	4.9%	8.9%	10.6%	11.4%
% of FP17s for the same patient ID Re-attending within 3 months - Adults	200	1,533	13.0%	14.9%	15.2%	15.4%
% of FP17s for the same patient ID Re-attending between 3 & 9 months - Children	265	618	42.9%	61.6%	62.3%	59.8%
% of FP17s for the same patient ID Re-attending between 3 & 9 months - Adults	513	1,533	33.5%	52.9%	53.3%	52.1%
% of FP17s for Band 1 Urgent Courses	199	1,797	11.1%	9.3%	9.7%	9.2%
% of FP17s Relating to Free Repair or Replacements	6	1,797	0.3%	0.5%	0.6%	0.7%
% of FP17s Relating to Continuations	3	1,797	0.2%	0.7%	0.8%	0.8%
% of Patients satisfied with the dentistry they have received	2	2	N/A	93.6%	93.4%	93.4%
% of Patients satisfied with the time they had to wait for an appointment	2	2	N/A	89.3%	86.8%	87.6%

* This is based on patients treated on this contract for their most recent course of treatment. Figures in italics indicate the base number of FP17s or Patient Questionnaire responses are less than 100. N/A is shown where the base number of responses is less than 10 during the period. % is calculated as Quantity/Base number*100

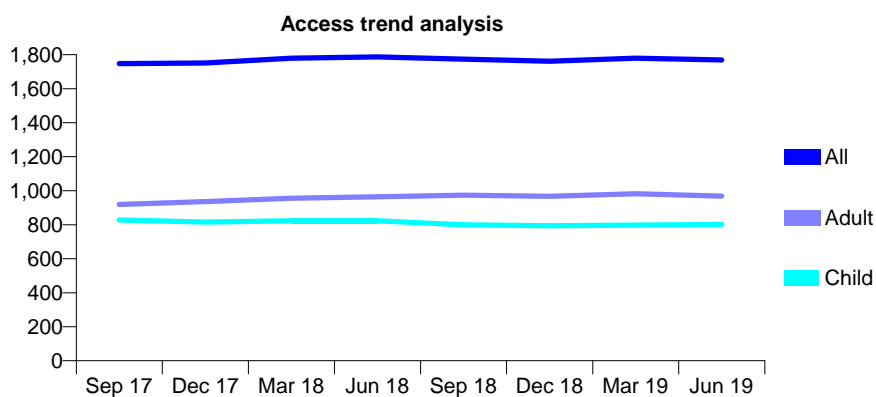
Q68 - Vital Signs At a Glance Contract Report for 572721/0001 - June 2019

Name or company name	MR IP MCLEAN
Contract type name	GDS Contract
Purpose of contract	General
Contract start date	01/04/2006
Contract end date	

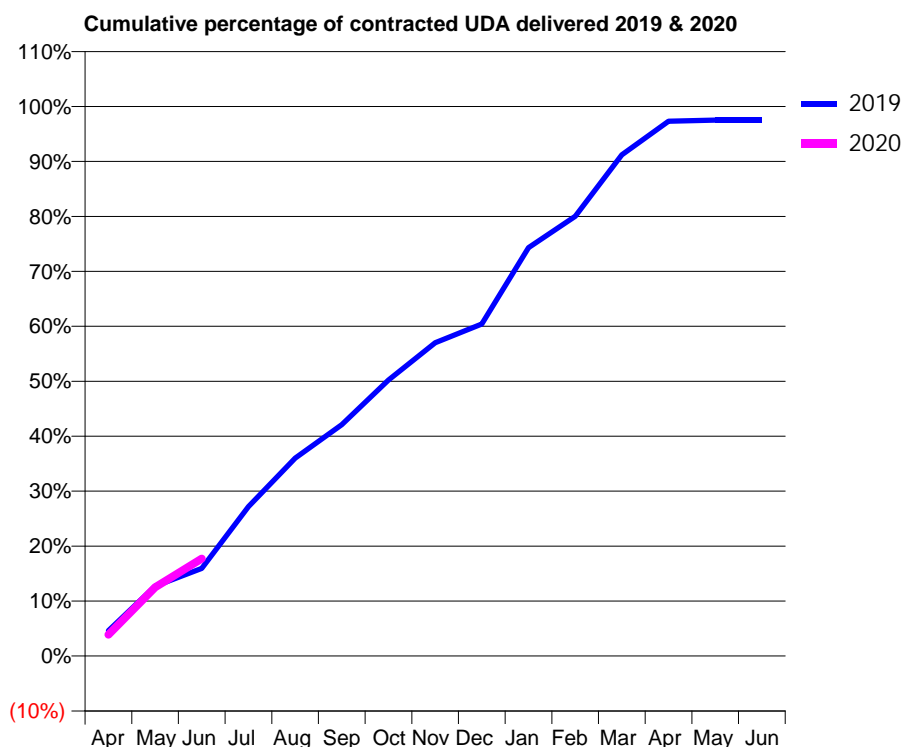
19/20 Contracted general activity (UDA)	4,463
Carry forward general activity (UDA)	0
19/20 Contracted orthodontic activity (UOA)	0
Carry forward orthodontic activity (UOA)	0
Baseline contract value	£111,745.64

ACCESS*

Patients seen in 24 months	Total	Change since previous quarter
Quarter ending June 2018	1,787	
Quarter ending September 2018	1,774	→
Quarter ending December 2018	1,761	→
Quarter ending March 2019	1,779	→
Quarter ending June 2019	1,769	→
Variance since June 2018	(1.0%)	↓



ACTIVITY



Month	Adjusted Scheduled Activity (UDA)	
	2019	2020
April	207	174
May	567	558
June	712	791
July	1,214	
August	1,608	
September	1,879	
October	2,241	
November	2,545	
December	2,696	
January	3,316	
February	3,571	
March	4,071	
April	4,343	
May	4,352	
June	4,352	

QUALITY

	Quantity	Base Number	Contract	AT	Region	England
% of FP17s for the same patient ID Re-attending within 3 months - Children	10	249	4.0%	8.9%	10.6%	11.4%
% of FP17s for the same patient ID Re-attending within 3 months - Adults	35	332	10.5%	14.9%	15.2%	15.4%
% of FP17s for the same patient ID Re-attending between 3 & 9 months - Children	174	249	69.9%	61.6%	62.3%	59.8%
% of FP17s for the same patient ID Re-attending between 3 & 9 months - Adults	201	332	60.5%	52.9%	53.3%	52.1%
% of FP17s for Band 1 Urgent Courses	22	483	4.6%	9.3%	9.7%	9.2%
% of FP17s Relating to Free Repair or Replacements	0	483	0.0%	0.5%	0.6%	0.7%
% of FP17s Relating to Continuations	0	483	0.0%	0.7%	0.8%	0.8%
% of Patients satisfied with the dentistry they have received	0	0	N/A	93.6%	93.4%	93.4%
% of Patients satisfied with the time they had to wait for an appointment	0	0	N/A	89.3%	86.8%	87.6%

* This is based on patients treated on this contract for their most recent course of treatment. Figures in italics indicate the base number of FP17s or Patient Questionnaire responses are less than 100. N/A is shown where the base number of responses is less than 10 during the period. % is calculated as Quantity/Base number*100

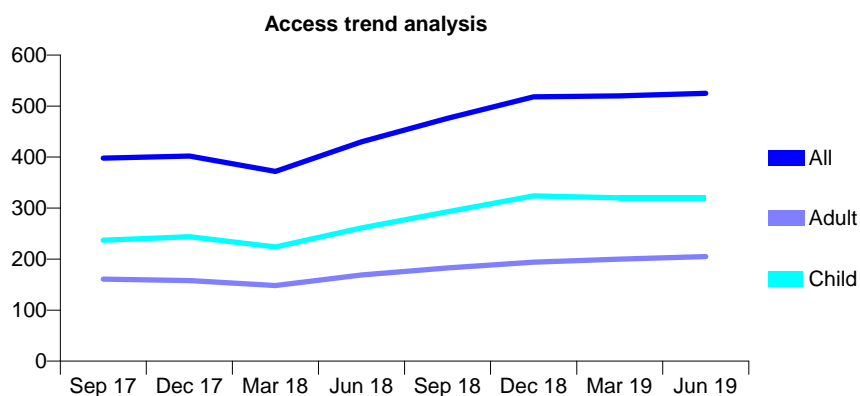
Q68 - Vital Signs At a Glance Contract Report for 576735/0001 - June 2019

Name or company name	MS S SADR
Contract type name	GDS Contract
Purpose of contract	General
Contract start date	01/04/2006
Contract end date	

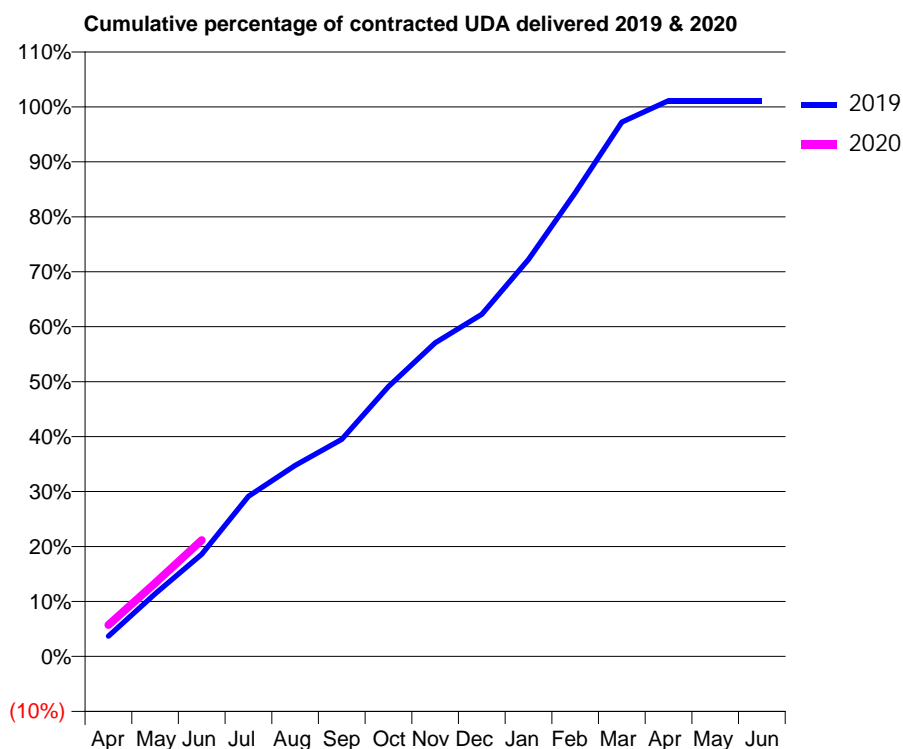
19/20 Contracted general activity (UDA)	1,360
Carry forward general activity (UDA)	0
19/20 Contracted orthodontic activity (UOA)	0
Carry forward orthodontic activity (UOA)	0
Baseline contract value	£30,500.59

ACCESS*

Patients seen in 24 months	Total	Change since previous quarter
Quarter ending June 2018	430	
Quarter ending September 2018	476	↑
Quarter ending December 2018	518	↑
Quarter ending March 2019	520	→
Quarter ending June 2019	525	→
Variance since June 2018	22.1%	↑



ACTIVITY



Adjusted Scheduled Activity (UDA)		
Month	2019	2020
April	50	78
May	155	182
June	253	288
July	396	
August	473	
September	537	
October	668	
November	776	
December	847	
January	982	
February	1,148	
March	1,322	
April	1,375	
May	1,375	
June	1,375	

QUALITY

	Quantity	Base Number	Contract	AT	Region	England
% of FP17s for the same patient ID Re-attending within 3 months - Children	14	117	12.0%	8.9%	10.6%	11.4%
% of FP17s for the same patient ID Re-attending within 3 months - Adults	18	68	26.5%	14.9%	15.2%	15.4%
% of FP17s for the same patient ID Re-attending between 3 & 9 months - Children	63	117	53.8%	61.6%	62.3%	59.8%
% of FP17s for the same patient ID Re-attending between 3 & 9 months - Adults	31	68	45.6%	52.9%	53.3%	52.1%
% of FP17s for Band 1 Urgent Courses	20	170	11.8%	9.3%	9.7%	9.2%
% of FP17s Relating to Free Repair or Replacements	0	170	0.0%	0.5%	0.6%	0.7%
% of FP17s Relating to Continuations	2	170	1.2%	0.7%	0.8%	0.8%
% of Patients satisfied with the dentistry they have received	0	0	N/A	93.6%	93.4%	93.4%
% of Patients satisfied with the time they had to wait for an appointment	0	0	N/A	89.3%	86.8%	87.6%

* This is based on patients treated on this contract for their most recent course of treatment. Figures in italics indicate the base number of FP17s or Patient Questionnaire responses are less than 100. N/A is shown where the base number of responses is less than 10 during the period. % is calculated as Quantity/Base number*100

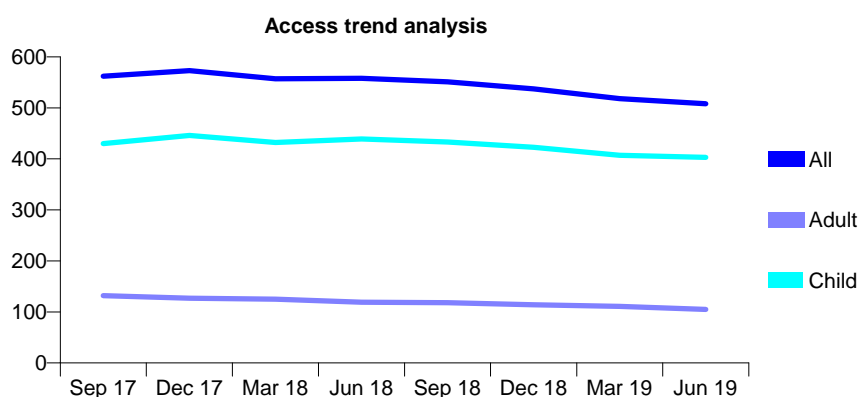
Q68 - Vital Signs At a Glance Contract Report for 578150/0001 - June 2019

Name or company name	MR AJ WHITEHEAD
Contract type name	GDS Contract
Purpose of contract	General
Contract start date	01/04/2006
Contract end date	

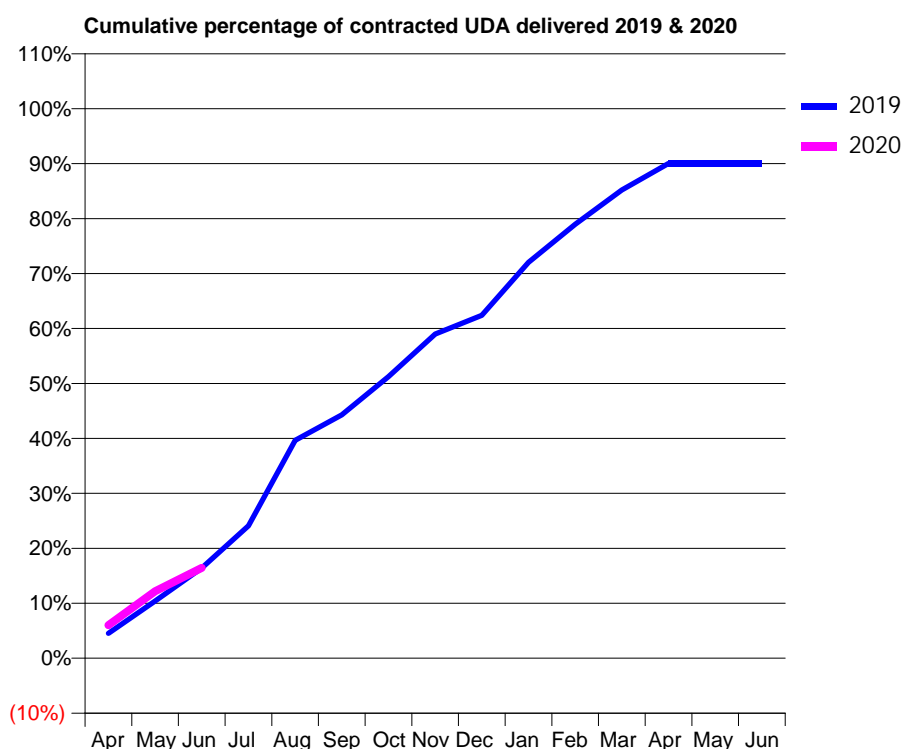
19/20 Contracted general activity (UDA)	1,287
Carry forward general activity (UDA)	0
19/20 Contracted orthodontic activity (UOA)	0
Carry forward orthodontic activity (UOA)	0
Baseline contract value	£32,708.21

ACCESS*

Patients seen in 24 months	Total	Change since previous quarter
Quarter ending June 2018	558	
Quarter ending September 2018	551	↓
Quarter ending December 2018	537	↓
Quarter ending March 2019	518	↓
Quarter ending June 2019	508	↓
Variance since June 2018	(9.0%)	↓



ACTIVITY



Month	2019	2020
April	58	77
May	134	157
June	211	212
July	310	
August	510	
September	570	
October	660	
November	759	
December	803	
January	927	
February	1,016	
March	1,096	
April	1,159	
May	1,159	
June	1,159	

QUALITY

	Quantity	Base Number	Contract	AT	Region	England
% of FP17s for the same patient ID Re-attending within 3 months - Children	9	157	5.7%	8.9%	10.6%	11.4%
% of FP17s for the same patient ID Re-attending within 3 months - Adults	1	19	5.3%	14.9%	15.2%	15.4%
% of FP17s for the same patient ID Re-attending between 3 & 9 months - Children	93	157	59.2%	61.6%	62.3%	59.8%
% of FP17s for the same patient ID Re-attending between 3 & 9 months - Adults	12	19	63.2%	52.9%	53.3%	52.1%
% of FP17s for Band 1 Urgent Courses	8	132	6.1%	9.3%	9.7%	9.2%
% of FP17s Relating to Free Repair or Replacements	0	132	0.0%	0.5%	0.6%	0.7%
% of FP17s Relating to Continuations	0	132	0.0%	0.7%	0.8%	0.8%
% of Patients satisfied with the dentistry they have received	0	0	N/A	93.6%	93.4%	93.4%
% of Patients satisfied with the time they had to wait for an appointment	0	0	N/A	89.3%	86.8%	87.6%

* This is based on patients treated on this contract for their most recent course of treatment.

Figures in italics indicate the base number of FP17s or Patient Questionnaire responses are less than 100. N/A is shown where the base number of responses is less than 10 during the period. % is calculated as Quantity/Base number*100

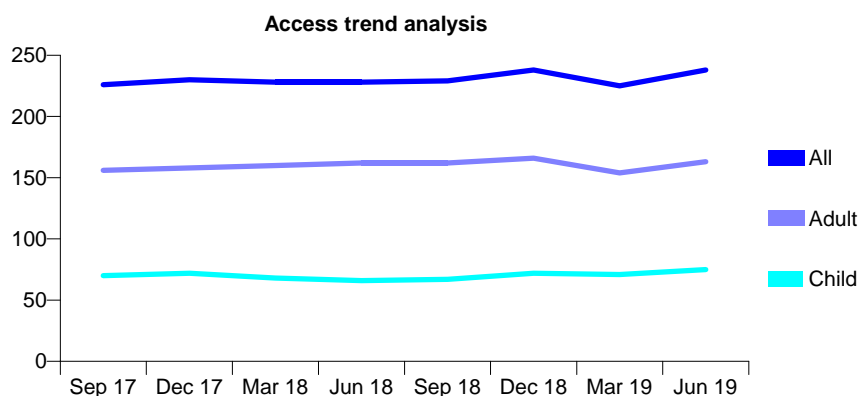
Q68 - Vital Signs At a Glance Contract Report for 608696/0001 - June 2019

Name or company name	Carlisle Parade Dental Practice
Contract type name	GDS Contract
Purpose of contract	General
Contract start date	01/04/2012
Contract end date	

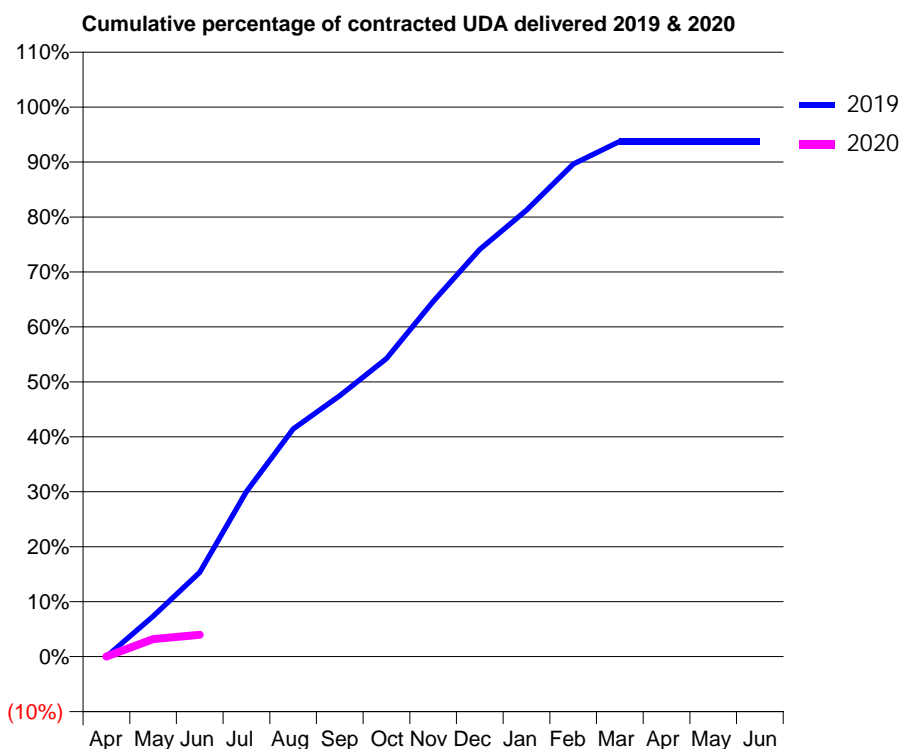
19/20 Contracted general activity (UDA)	750
Carry forward general activity (UDA)	0
19/20 Contracted orthodontic activity (UOA)	0
Carry forward orthodontic activity (UOA)	0
Baseline contract value	£16,536.42

ACCESS*

Patients seen in 24 months	Total	Change since previous quarter
Quarter ending June 2018	228	
Quarter ending September 2018	229	→
Quarter ending December 2018	238	↑
Quarter ending March 2019	225	↓
Quarter ending June 2019	238	↑
Variance since June 2018	4.4%	↑



ACTIVITY



Month	Adjusted Scheduled Activity (UDA)	
	2019	2020
April	0	0
May	55	24
June	115	30
July	225	
August	311	
September	356	
October	407	
November	485	
December	556	
January	609	
February	672	
March	703	
April	703	
May	703	
June	703	

QUALITY

	Quantity	Base Number	Contract	AT	Region	England
% of FP17s for the same patient ID Re-attending within 3 months - Children	0	6	0.0%	8.9%	10.6%	11.4%
% of FP17s for the same patient ID Re-attending within 3 months - Adults	0	9	0.0%	14.9%	15.2%	15.4%
% of FP17s for the same patient ID Re-attending between 3 & 9 months - Children	2	6	33.3%	61.6%	62.3%	59.8%
% of FP17s for the same patient ID Re-attending between 3 & 9 months - Adults	6	9	66.7%	52.9%	53.3%	52.1%
% of FP17s for Band 1 Urgent Courses	0	15	0.0%	9.3%	9.7%	9.2%
% of FP17s Relating to Free Repair or Replacements	0	15	0.0%	0.5%	0.6%	0.7%
% of FP17s Relating to Continuations	0	15	0.0%	0.7%	0.8%	0.8%
% of Patients satisfied with the dentistry they have received	1	1	N/A	93.6%	93.4%	93.4%
% of Patients satisfied with the time they had to wait for an appointment	1	1	N/A	89.3%	86.8%	87.6%

* This is based on patients treated on this contract for their most recent course of treatment. Figures in italics indicate the base number of FP17s or Patient Questionnaire responses are less than 100. N/A is shown where the base number of responses is less than 10 during the period. % is calculated as Quantity/Base number*100

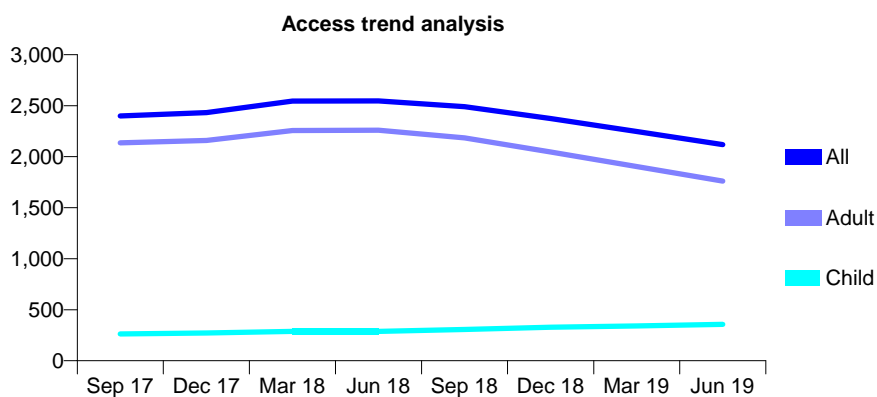
Q68 - Vital Signs At a Glance Contract Report for 610216/0001 - June 2019

Name or company name	MR R HASSANI
Contract type name	GDS Contract
Purpose of contract	General
Contract start date	01/10/2015
Contract end date	

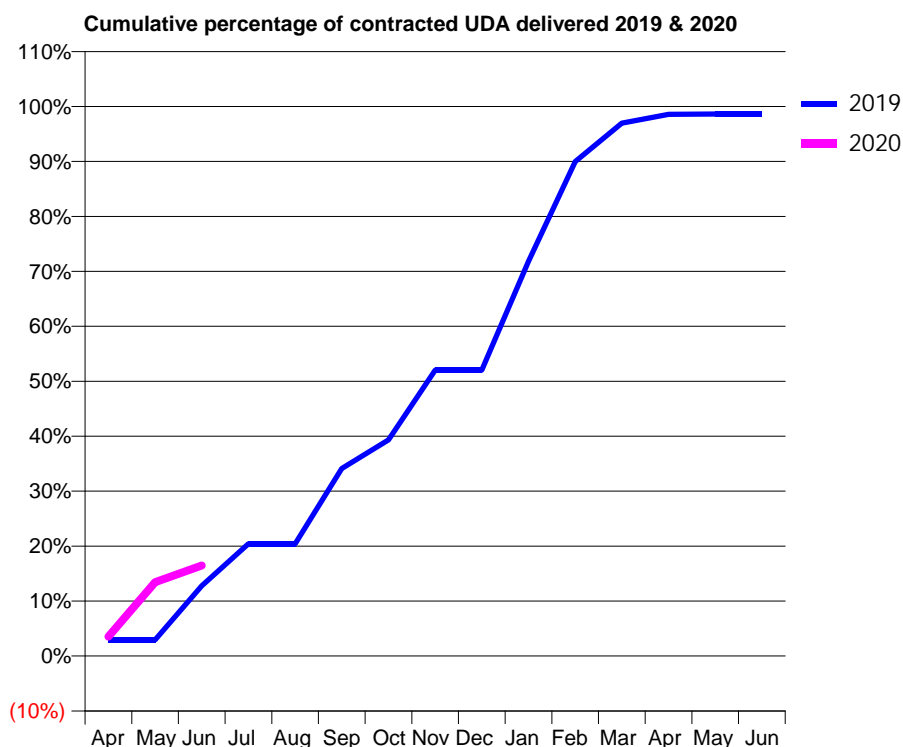
19/20 Contracted general activity (UDA)	5,148
Carry forward general activity (UDA)	0
19/20 Contracted orthodontic activity (UOA)	0
Carry forward orthodontic activity (UOA)	0
Baseline contract value	£110,255.76

ACCESS*

Patients seen in 24 months	Total	Change since previous quarter
Quarter ending June 2018	2,547	
Quarter ending September 2018	2,491	↓
Quarter ending December 2018	2,375	↓
Quarter ending March 2019	2,246	↓
Quarter ending June 2019	2,118	↓
Variance since June 2018	(16.8%)	↓



ACTIVITY



Month	Adjusted Scheduled Activity (UDA)	
	2019	2020
April	152	181
May	152	691
June	658	848
July	1,053	
August	1,053	
September	1,756	
October	2,025	
November	2,679	
December	2,679	
January	3,698	
February	4,631	
March	4,991	
April	5,074	
May	5,077	
June	5,077	

QUALITY

	Quantity	Base Number	Contract	AT	Region	England
% of FP17s for the same patient ID Re-attending within 3 months - Children	7	112	6.3%	8.9%	10.6%	11.4%
% of FP17s for the same patient ID Re-attending within 3 months - Adults	19	310	6.1%	14.9%	15.2%	15.4%
% of FP17s for the same patient ID Re-attending between 3 & 9 months - Children	49	112	43.8%	61.6%	62.3%	59.8%
% of FP17s for the same patient ID Re-attending between 3 & 9 months - Adults	129	310	41.6%	52.9%	53.3%	52.1%
% of FP17s for Band 1 Urgent Courses	15	382	3.9%	9.3%	9.7%	9.2%
% of FP17s Relating to Free Repair or Replacements	3	382	0.8%	0.5%	0.6%	0.7%
% of FP17s Relating to Continuations	2	382	0.5%	0.7%	0.8%	0.8%
% of Patients satisfied with the dentistry they have received	1	1	N/A	93.6%	93.4%	93.4%
% of Patients satisfied with the time they had to wait for an appointment	0	1	N/A	89.3%	86.8%	87.6%

* This is based on patients treated on this contract for their most recent course of treatment. Figures in italics indicate the base number of FP17s or Patient Questionnaire responses are less than 100. N/A is shown where the base number of responses is less than 10 during the period. % is calculated as Quantity/Base number*100

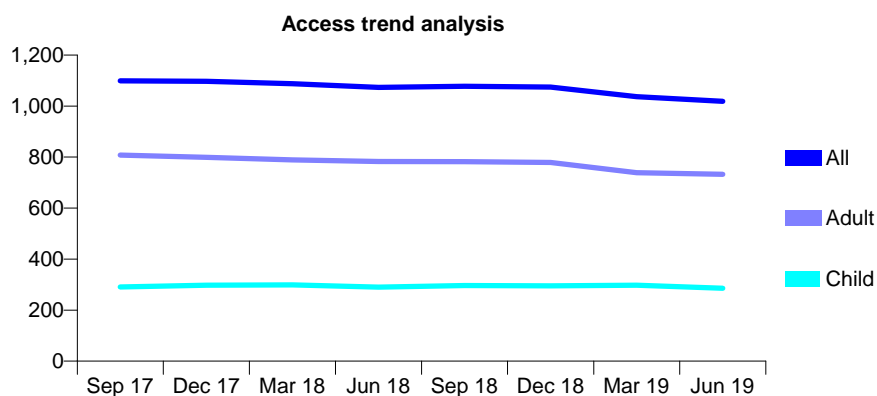
Q68 - Vital Signs At a Glance Contract Report for 616621/0001 - June 2019

Name or company name	MR A ARVANDI ROODSARI
Contract type name	GDS Contract
Purpose of contract	General
Contract start date	01/10/2011
Contract end date	

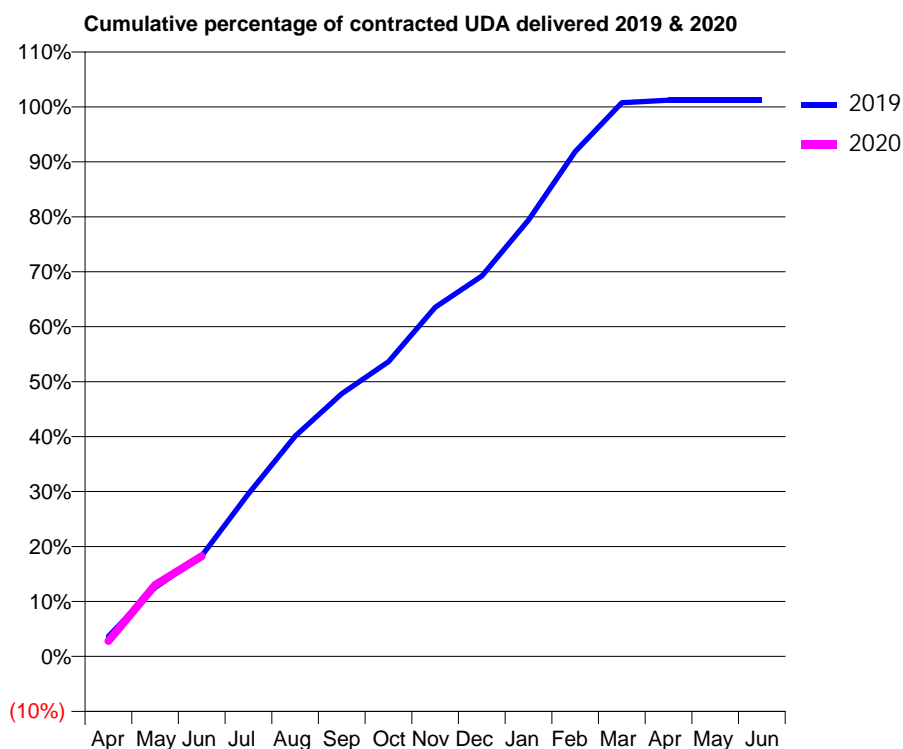
19/20 Contracted general activity (UDA)	2,737
Carry forward general activity (UDA)	0
19/20 Contracted orthodontic activity (UOA)	0
Carry forward orthodontic activity (UOA)	0
Baseline contract value	£80,576.40

ACCESS*

Patients seen in 24 months	Total	Change since previous quarter
Quarter ending June 2018	1,073	
Quarter ending September 2018	1,078	→
Quarter ending December 2018	1,074	→
Quarter ending March 2019	1,037	↓
Quarter ending June 2019	1,019	↓
Variance since June 2018	(5.0%)	↓



ACTIVITY



Month	2019	2020
April	100	77
May	343	357
June	501	499
July	810	
August	1,098	
September	1,308	
October	1,467	
November	1,738	
December	1,894	
January	2,174	
February	2,514	
March	2,757	
April	2,770	
May	2,770	
June	2,770	

QUALITY

	Quantity	Base Number	Contract	AT	Region	England
% of FP17s for the same patient ID Re-attending within 3 months - Children	4	73	5.5%	8.9%	10.6%	11.4%
% of FP17s for the same patient ID Re-attending within 3 months - Adults	14	216	6.5%	14.9%	15.2%	15.4%
% of FP17s for the same patient ID Re-attending between 3 & 9 months - Children	62	73	84.9%	61.6%	62.3%	59.8%
% of FP17s for the same patient ID Re-attending between 3 & 9 months - Adults	145	216	67.1%	52.9%	53.3%	52.1%
% of FP17s for Band 1 Urgent Courses	10	280	3.6%	9.3%	9.7%	9.2%
% of FP17s Relating to Free Repair or Replacements	0	280	0.0%	0.5%	0.6%	0.7%
% of FP17s Relating to Continuations	1	280	0.4%	0.7%	0.8%	0.8%
% of Patients satisfied with the dentistry they have received	0	0	N/A	93.6%	93.4%	93.4%
% of Patients satisfied with the time they had to wait for an appointment	0	0	N/A	89.3%	86.8%	87.6%

* This is based on patients treated on this contract for their most recent course of treatment. Figures in italics indicate the base number of FP17s or Patient Questionnaire responses are less than 100. N/A is shown where the base number of responses is less than 10 during the period. % is calculated as Quantity/Base number*100

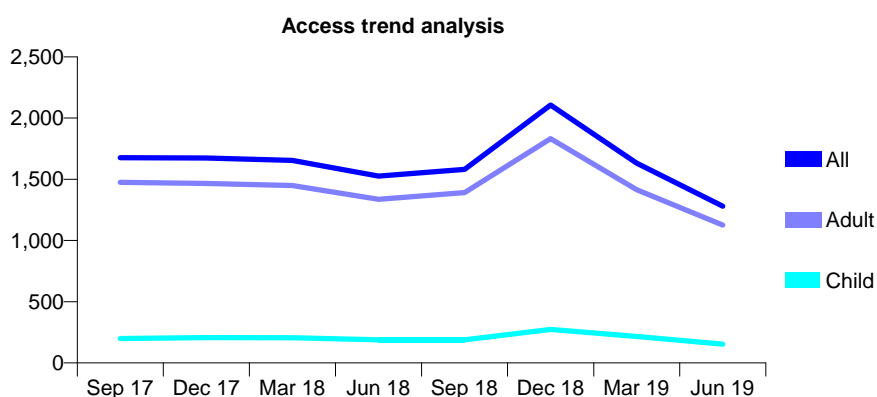
Q68 - Vital Signs At a Glance Contract Report for 622966/0003 - June 2019

Name or company name	Dental Surgery Partnership
Contract type name	GDS Contract
Purpose of contract	General
Contract start date	05/03/2012
Contract end date	

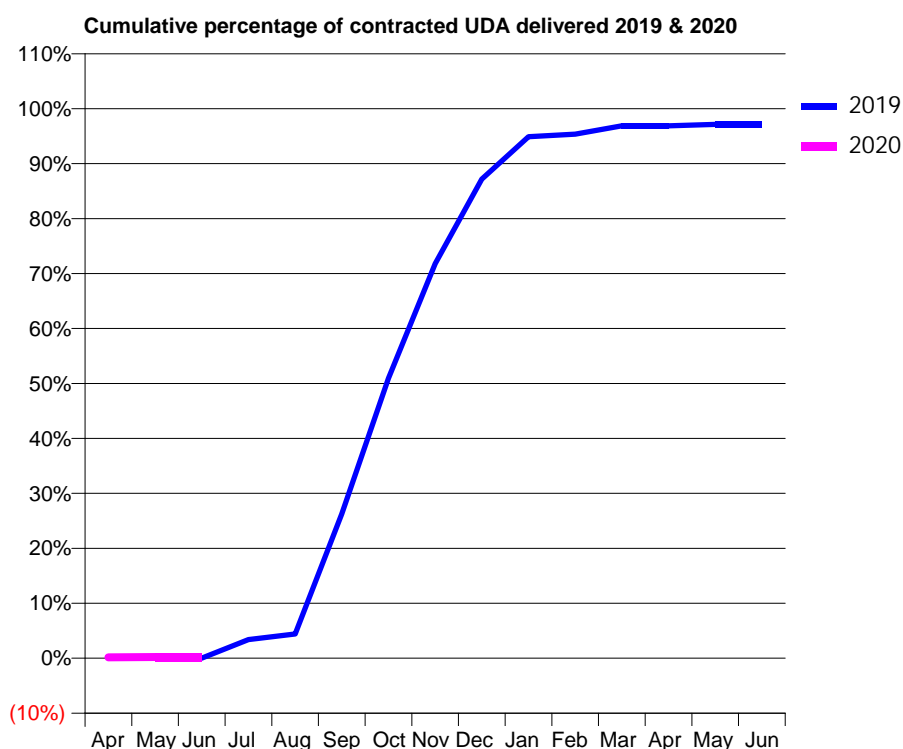
19/20 Contracted general activity (UDA)	5,766
Carry forward general activity (UDA)	0
19/20 Contracted orthodontic activity (UOA)	0
Carry forward orthodontic activity (UOA)	0
Baseline contract value	£150,764.56

ACCESS*

Patients seen in 24 months	Total	Change since previous quarter
Quarter ending June 2018	1,526	
Quarter ending September 2018	1,581	↑
Quarter ending December 2018	2,106	↑
Quarter ending March 2019	1,632	↓
Quarter ending June 2019	1,280	↓
Variance since June 2018	(16.1%)	↓



ACTIVITY



Month	Adjusted Scheduled Activity (UDA)	
	2019	2020
April	0	9
May	0	13
June	0	13
July	196	
August	255	
September	1,513	
October	2,937	
November	4,140	
December	5,027	
January	5,472	
February	5,498	
March	5,587	
April	5,586	
May	5,601	
June	5,601	

QUALITY

	Quantity	Base Number	Contract	AT	Region	England
% of FP17s for the same patient ID Re-attending within 3 months - Children	0	0	N/A	8.9%	10.6%	11.4%
% of FP17s for the same patient ID Re-attending within 3 months - Adults	1	9	11.1%	14.9%	15.2%	15.4%
% of FP17s for the same patient ID Re-attending between 3 & 9 months - Children	0	0	N/A	61.6%	62.3%	59.8%
% of FP17s for the same patient ID Re-attending between 3 & 9 months - Adults	2	9	22.2%	52.9%	53.3%	52.1%
% of FP17s for Band 1 Urgent Courses	0	5	0.0%	9.3%	9.7%	9.2%
% of FP17s Relating to Free Repair or Replacements	0	5	0.0%	0.5%	0.6%	0.7%
% of FP17s Relating to Continuations	0	5	0.0%	0.7%	0.8%	0.8%
% of Patients satisfied with the dentistry they have received	1	1	N/A	93.6%	93.4%	93.4%
% of Patients satisfied with the time they had to wait for an appointment	1	1	N/A	89.3%	86.8%	87.6%

* This is based on patients treated on this contract for their most recent course of treatment.

Figures in italics indicate the base number of FP17s or Patient Questionnaire responses are less than 100. N/A is shown where the base number of responses is less than 10 during the period. % is calculated as Quantity/Base number*100

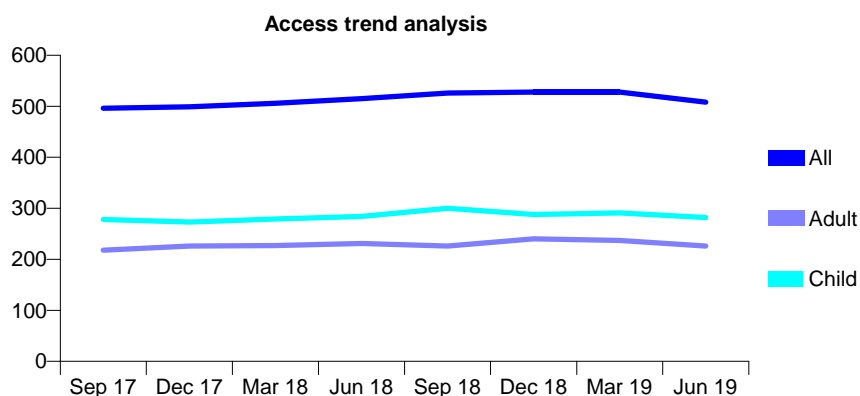
Q68 - Vital Signs At a Glance Contract Report for 629804/0001 - June 2019

Name or company name	MR MS WRIGHT
Contract type name	GDS Contract
Purpose of contract	General
Contract start date	01/04/2006
Contract end date	

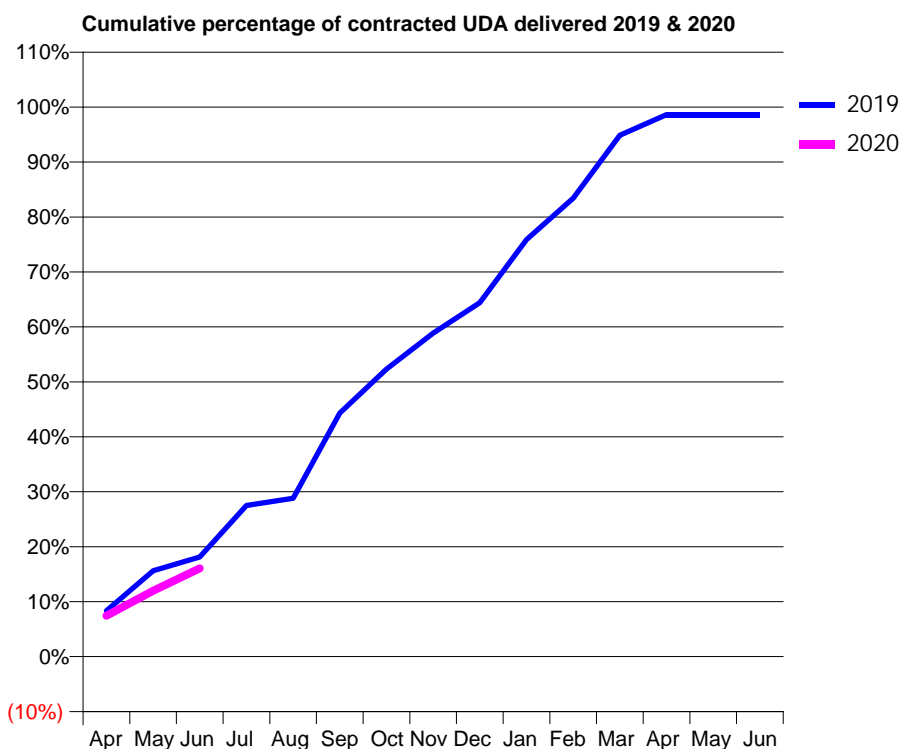
19/20 Contracted general activity (UDA)	1,150
Carry forward general activity (UDA)	0
19/20 Contracted orthodontic activity (UOA)	0
Carry forward orthodontic activity (UOA)	0
Baseline contract value	£30,084.93

ACCESS*

Patients seen in 24 months	Total	Change since previous quarter
Quarter ending June 2018	515	
Quarter ending September 2018	526	↑
Quarter ending December 2018	528	→
Quarter ending March 2019	528	→
Quarter ending June 2019	508	↓
Variance since June 2018	(1.4%)	↓



ACTIVITY



Month	Adjusted Scheduled Activity (UDA)	
	2019	2020
April	96	85
May	180	138
June	209	185
July	316	
August	331	
September	509	
October	601	
November	677	
December	741	
January	872	
February	959	
March	1,091	
April	1,134	
May	1,134	
June	1,134	

QUALITY

	Quantity	Base Number	Contract	AT	Region	England
% of FP17s for the same patient ID Re-attending within 3 months - Children	4	106	3.8%	8.9%	10.6%	11.4%
% of FP17s for the same patient ID Re-attending within 3 months - Adults	11	59	18.6%	14.9%	15.2%	15.4%
% of FP17s for the same patient ID Re-attending between 3 & 9 months - Children	90	106	84.9%	61.6%	62.3%	59.8%
% of FP17s for the same patient ID Re-attending between 3 & 9 months - Adults	30	59	50.8%	52.9%	53.3%	52.1%
% of FP17s for Band 1 Urgent Courses	8	139	5.8%	9.3%	9.7%	9.2%
% of FP17s Relating to Free Repair or Replacements	0	139	0.0%	0.5%	0.6%	0.7%
% of FP17s Relating to Continuations	0	139	0.0%	0.7%	0.8%	0.8%
% of Patients satisfied with the dentistry they have received	0	0	N/A	93.6%	93.4%	93.4%
% of Patients satisfied with the time they had to wait for an appointment	0	0	N/A	89.3%	86.8%	87.6%

* This is based on patients treated on this contract for their most recent course of treatment. Figures in italics indicate the base number of FP17s or Patient Questionnaire responses are less than 100. N/A is shown where the base number of responses is less than 10 during the period. % is calculated as Quantity/Base number*100

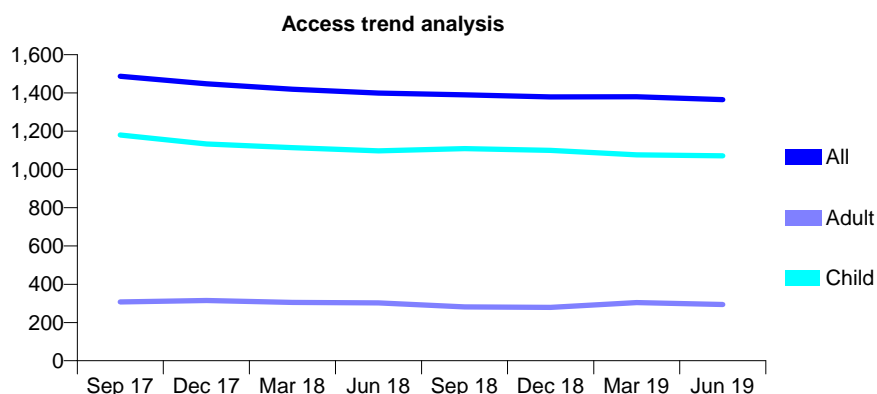
Q68 - Vital Signs At a Glance Contract Report for 630624/0001 - June 2019

Name or company name	Coppertop Surgery Partnership
Contract type name	GDS Contract
Purpose of contract	General
Contract start date	01/04/2006
Contract end date	

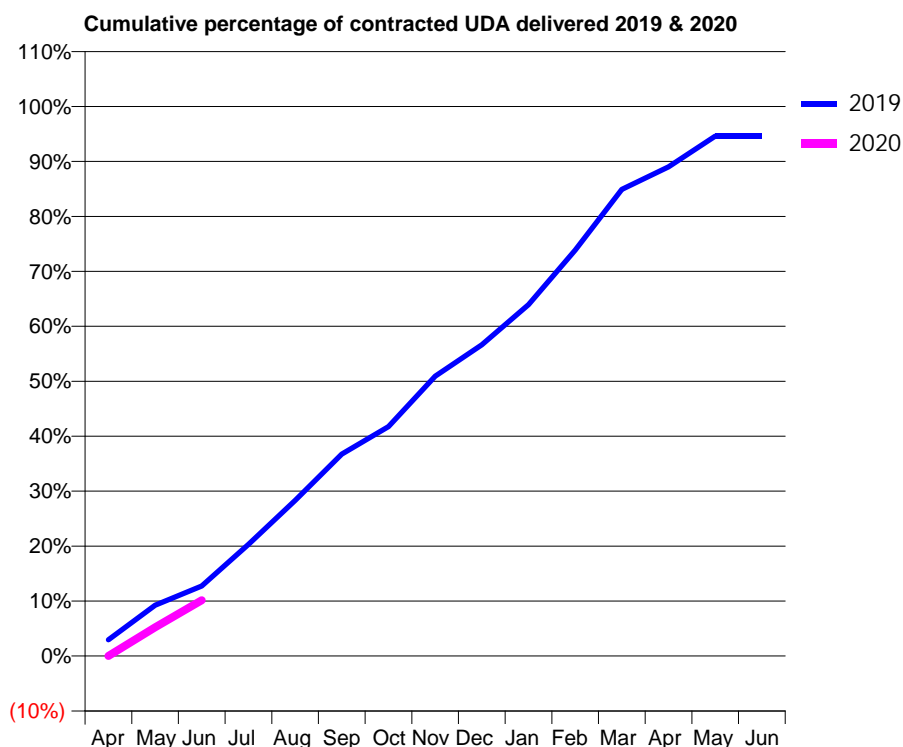
19/20 Contracted general activity (UDA)	2,700
Carry forward general activity (UDA)	0
19/20 Contracted orthodontic activity (UOA)	0
Carry forward orthodontic activity (UOA)	0
Baseline contract value	£69,382.91

ACCESS*

Patients seen in 24 months	Total	Change since previous quarter
Quarter ending June 2018	1,399	
Quarter ending September 2018	1,390	→
Quarter ending December 2018	1,379	→
Quarter ending March 2019	1,380	→
Quarter ending June 2019	1,365	↓
Variance since June 2018	(2.4%)	↓



ACTIVITY



Month	Adjusted Scheduled Activity (UDA)	
	2019	2020
April	79	0
May	250	141
June	345	274
July	549	
August	765	
September	993	
October	1,127	
November	1,375	
December	1,529	
January	1,726	
February	1,995	
March	2,292	
April	2,403	
May	2,555	
June	2,555	

QUALITY

	Quantity	Base Number	Contract	AT	Region	England
% of FP17s for the same patient ID Re-attending within 3 months - Children	13	317	4.1%	8.9%	10.6%	11.4%
% of FP17s for the same patient ID Re-attending within 3 months - Adults	5	55	9.1%	14.9%	15.2%	15.4%
% of FP17s for the same patient ID Re-attending between 3 & 9 months - Children	180	317	56.8%	61.6%	62.3%	59.8%
% of FP17s for the same patient ID Re-attending between 3 & 9 months - Adults	17	55	30.9%	52.9%	53.3%	52.1%
% of FP17s for Band 1 Urgent Courses	2	183	1.1%	9.3%	9.7%	9.2%
% of FP17s Relating to Free Repair or Replacements	0	183	0.0%	0.5%	0.6%	0.7%
% of FP17s Relating to Continuations	4	183	2.2%	0.7%	0.8%	0.8%
% of Patients satisfied with the dentistry they have received	1	1	N/A	93.6%	93.4%	93.4%
% of Patients satisfied with the time they had to wait for an appointment	1	1	N/A	89.3%	86.8%	87.6%

* This is based on patients treated on this contract for their most recent course of treatment. Figures in italics indicate the base number of FP17s or Patient Questionnaire responses are less than 100. N/A is shown where the base number of responses is less than 10 during the period. % is calculated as Quantity/Base number*100

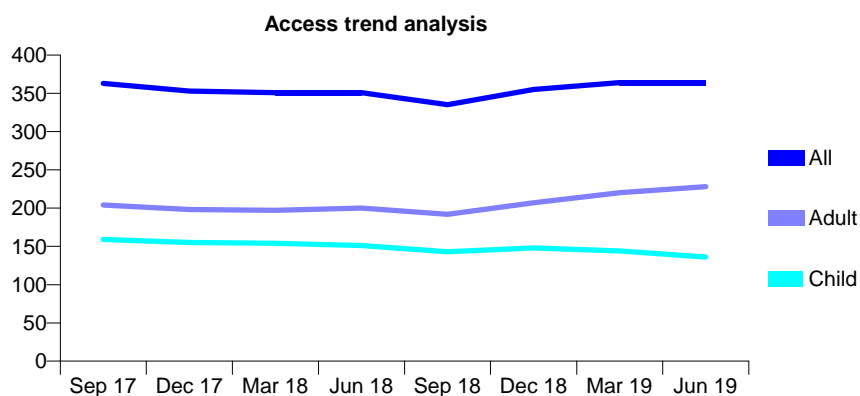
Q68 - Vital Signs At a Glance Contract Report for 634727/0001 - June 2019

Name or company name	MR RC SCOTT
Contract type name	GDS Contract
Purpose of contract	General
Contract start date	01/04/2006
Contract end date	

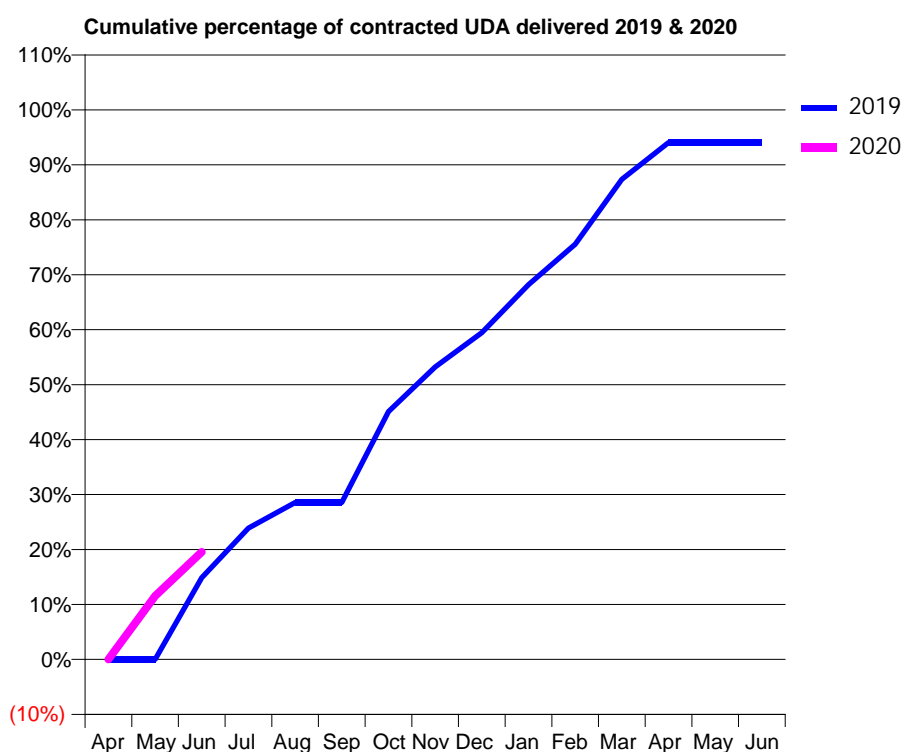
19/20 Contracted general activity (UDA)	911
Carry forward general activity (UDA)	0
19/20 Contracted orthodontic activity (UOA)	0
Carry forward orthodontic activity (UOA)	0
Baseline contract value	£22,198.40

ACCESS*

Patients seen in 24 months	Total	Change since previous quarter
Quarter ending June 2018	351	
Quarter ending September 2018	335	↓
Quarter ending December 2018	355	↑
Quarter ending March 2019	364	↑
Quarter ending June 2019	364	→
Variance since June 2018	3.7%	↑



ACTIVITY



Month	Adjusted Scheduled Activity (UDA)	
	2019	2020
April	0	0
May	0	105
June	135	178
July	218	
August	260	
September	260	
October	411	
November	485	
December	542	
January	621	
February	688	
March	796	
April	857	
May	857	
June	857	

QUALITY

	Quantity	Base Number	Contract	AT	Region	England
% of FP17s for the same patient ID Re-attending within 3 months - Children	0	31	0.0%	8.9%	10.6%	11.4%
% of FP17s for the same patient ID Re-attending within 3 months - Adults	3	64	4.7%	14.9%	15.2%	15.4%
% of FP17s for the same patient ID Re-attending between 3 & 9 months - Children	17	31	54.8%	61.6%	62.3%	59.8%
% of FP17s for the same patient ID Re-attending between 3 & 9 months - Adults	27	64	42.2%	52.9%	53.3%	52.1%
% of FP17s for Band 1 Urgent Courses	1	77	1.3%	9.3%	9.7%	9.2%
% of FP17s Relating to Free Repair or Replacements	0	77	0.0%	0.5%	0.6%	0.7%
% of FP17s Relating to Continuations	2	77	2.6%	0.7%	0.8%	0.8%
% of Patients satisfied with the dentistry they have received	0	0	N/A	93.6%	93.4%	93.4%
% of Patients satisfied with the time they had to wait for an appointment	0	0	N/A	89.3%	86.8%	87.6%

* This is based on patients treated on this contract for their most recent course of treatment. Figures in italics indicate the base number of FP17s or Patient Questionnaire responses are less than 100. N/A is shown where the base number of responses is less than 10 during the period. % is calculated as Quantity/Base number*100

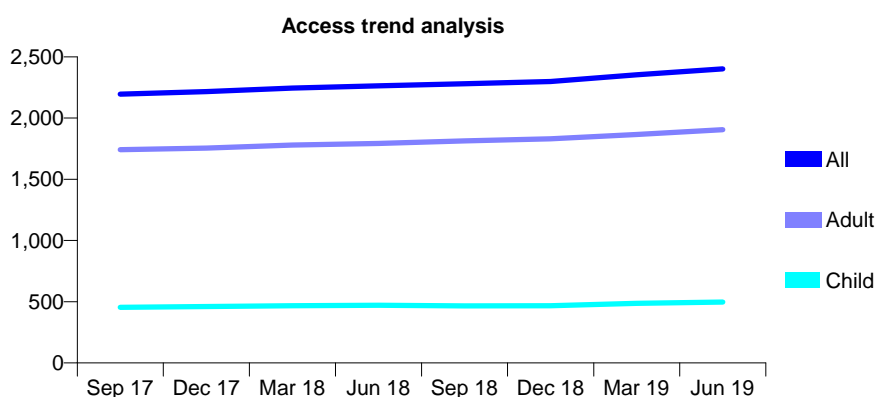
Q68 - Vital Signs At a Glance Contract Report for 635391/0001 - June 2019

Name or company name	Tokajuk & Guttery
Contract type name	GDS Contract
Purpose of contract	General
Contract start date	01/04/2006
Contract end date	

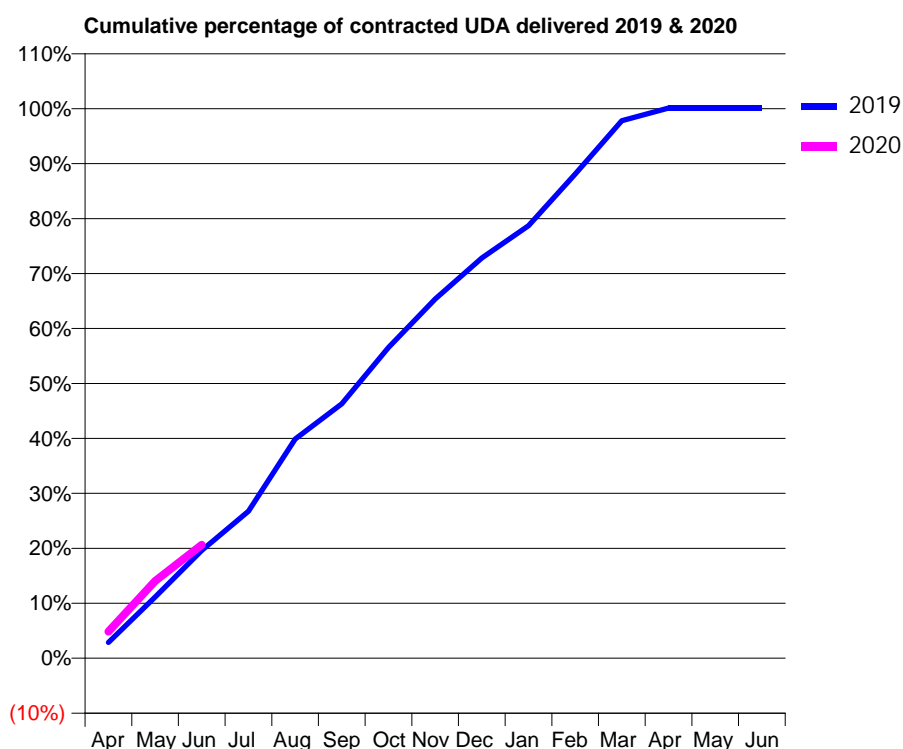
19/20 Contracted general activity (UDA)	6,185
Carry forward general activity (UDA)	0
19/20 Contracted orthodontic activity (UOA)	0
Carry forward orthodontic activity (UOA)	0
Baseline contract value	£185,573.44

ACCESS*

Patients seen in 24 months	Total	Change since previous quarter
Quarter ending June 2018	2,263	
Quarter ending September 2018	2,280	→
Quarter ending December 2018	2,299	→
Quarter ending March 2019	2,353	↑
Quarter ending June 2019	2,403	↑
Variance since June 2018	6.2%	↑



ACTIVITY



Month	2019	2020
April	179	301
May	690	870
June	1,214	1,276
July	1,655	
August	2,466	
September	2,863	
October	3,496	
November	4,042	
December	4,504	
January	4,868	
February	5,449	
March	6,049	
April	6,192	
May	6,192	
June	6,192	

QUALITY

	Quantity	Base Number	Contract	AT	Region	England
% of FP17s for the same patient ID Re-attending within 3 months - Children	15	177	8.5%	8.9%	10.6%	11.4%
% of FP17s for the same patient ID Re-attending within 3 months - Adults	103	639	16.1%	14.9%	15.2%	15.4%
% of FP17s for the same patient ID Re-attending between 3 & 9 months - Children	103	177	58.2%	61.6%	62.3%	59.8%
% of FP17s for the same patient ID Re-attending between 3 & 9 months - Adults	349	639	54.6%	52.9%	53.3%	52.1%
% of FP17s for Band 1 Urgent Courses	56	731	7.7%	9.3%	9.7%	9.2%
% of FP17s Relating to Free Repair or Replacements	7	731	1.0%	0.5%	0.6%	0.7%
% of FP17s Relating to Continuations	20	731	2.7%	0.7%	0.8%	0.8%
% of Patients satisfied with the dentistry they have received	1	1	N/A	93.6%	93.4%	93.4%
% of Patients satisfied with the time they had to wait for an appointment	1	1	N/A	89.3%	86.8%	87.6%

* This is based on patients treated on this contract for their most recent course of treatment.

Figures in italics indicate the base number of FP17s or Patient Questionnaire responses are less than 100. N/A is shown where the base number of responses is less than 10 during the period. % is calculated as Quantity/Base number*100

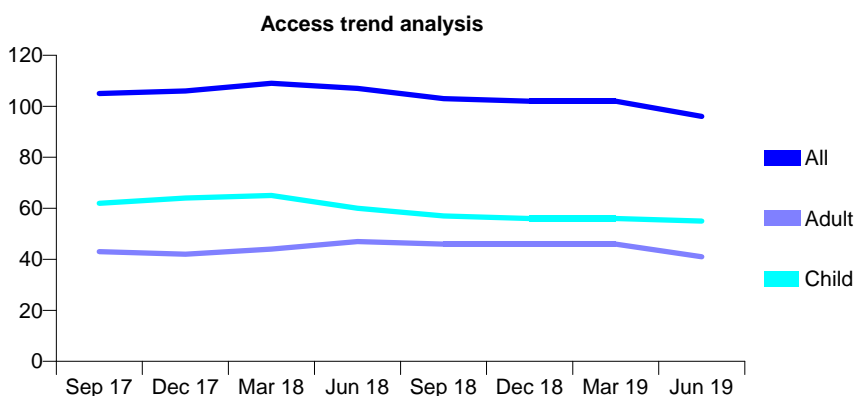
Q68 - Vital Signs At a Glance Contract Report for 638730/0001 - June 2019

Name or company name	MR DA RHODEN
Contract type name	GDS Contract
Purpose of contract	General
Contract start date	01/04/2006
Contract end date	

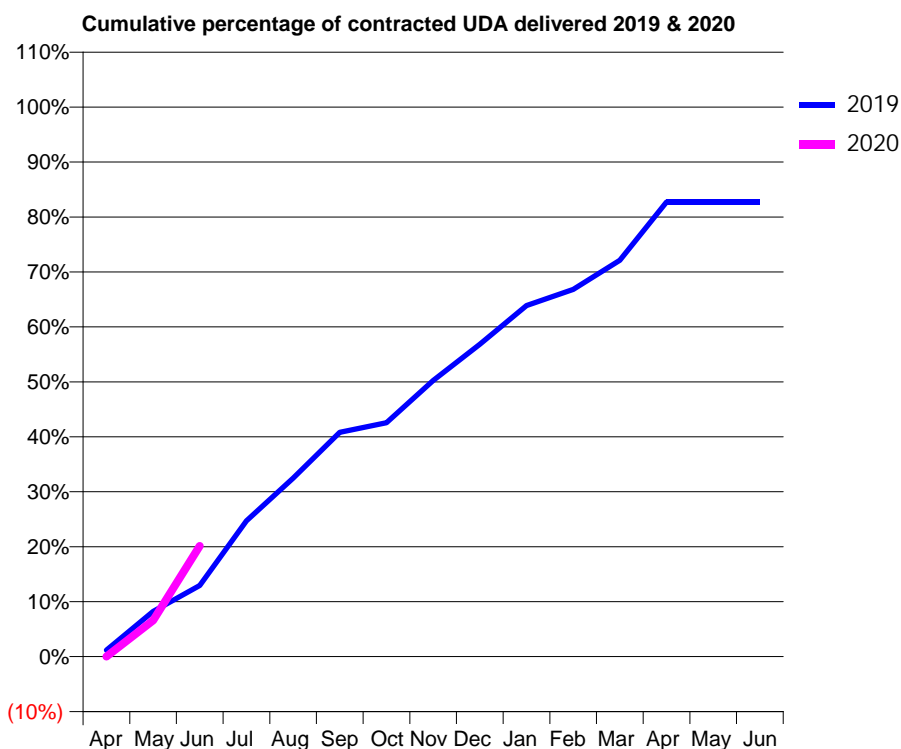
19/20 Contracted general activity (UDA)	170
Carry forward general activity (UDA)	0
19/20 Contracted orthodontic activity (UOA)	0
Carry forward orthodontic activity (UOA)	0
Baseline contract value	£3,997.20

ACCESS*

Patients seen in 24 months	Total	Change since previous quarter
Quarter ending June 2018	107	
Quarter ending September 2018	103	↓
Quarter ending December 2018	102	→
Quarter ending March 2019	102	→
Quarter ending June 2019	96	↓
Variance since June 2018	(10.3%)	↓



ACTIVITY



Month	Adjusted Scheduled Activity (UDA)	
	2019	2020
April	2	0
May	14	11
June	22	34
July	42	
August	55	
September	69	
October	72	
November	85	
December	97	
January	109	
February	114	
March	123	
April	141	
May	141	
June	141	

QUALITY

	Quantity	Base Number	Contract	AT	Region	England
% of FP17s for the same patient ID Re-attending within 3 months - Children	2	26	7.7%	8.9%	10.6%	11.4%
% of FP17s for the same patient ID Re-attending within 3 months - Adults	0	11	0.0%	14.9%	15.2%	15.4%
% of FP17s for the same patient ID Re-attending between 3 & 9 months - Children	6	26	23.1%	61.6%	62.3%	59.8%
% of FP17s for the same patient ID Re-attending between 3 & 9 months - Adults	2	11	18.2%	52.9%	53.3%	52.1%
% of FP17s for Band 1 Urgent Courses	1	22	4.5%	9.3%	9.7%	9.2%
% of FP17s Relating to Free Repair or Replacements	0	22	0.0%	0.5%	0.6%	0.7%
% of FP17s Relating to Continuations	0	22	0.0%	0.7%	0.8%	0.8%
% of Patients satisfied with the dentistry they have received	0	0	N/A	93.6%	93.4%	93.4%
% of Patients satisfied with the time they had to wait for an appointment	0	0	N/A	89.3%	86.8%	87.6%

* This is based on patients treated on this contract for their most recent course of treatment. Figures in italics indicate the base number of FP17s or Patient Questionnaire responses are less than 100. N/A is shown where the base number of responses is less than 10 during the period. % is calculated as Quantity/Base number*100

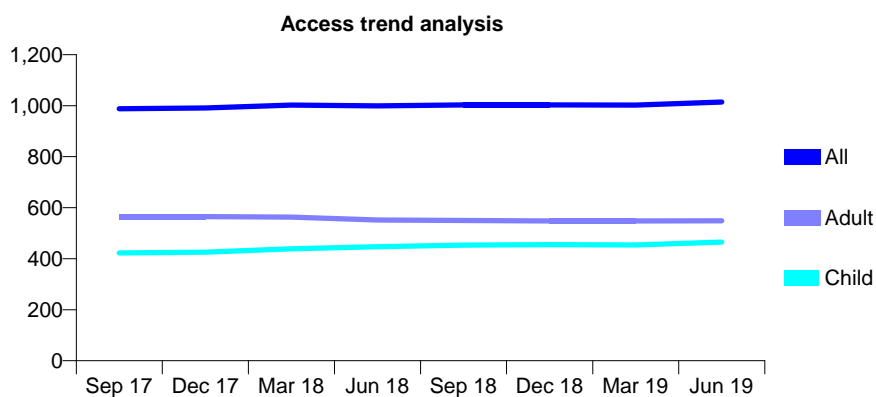
Q68 - Vital Signs At a Glance Contract Report for 643440/0001 - June 2019

Name or company name	MR KA GOWER
Contract type name	GDS Contract
Purpose of contract	General
Contract start date	01/04/2006
Contract end date	

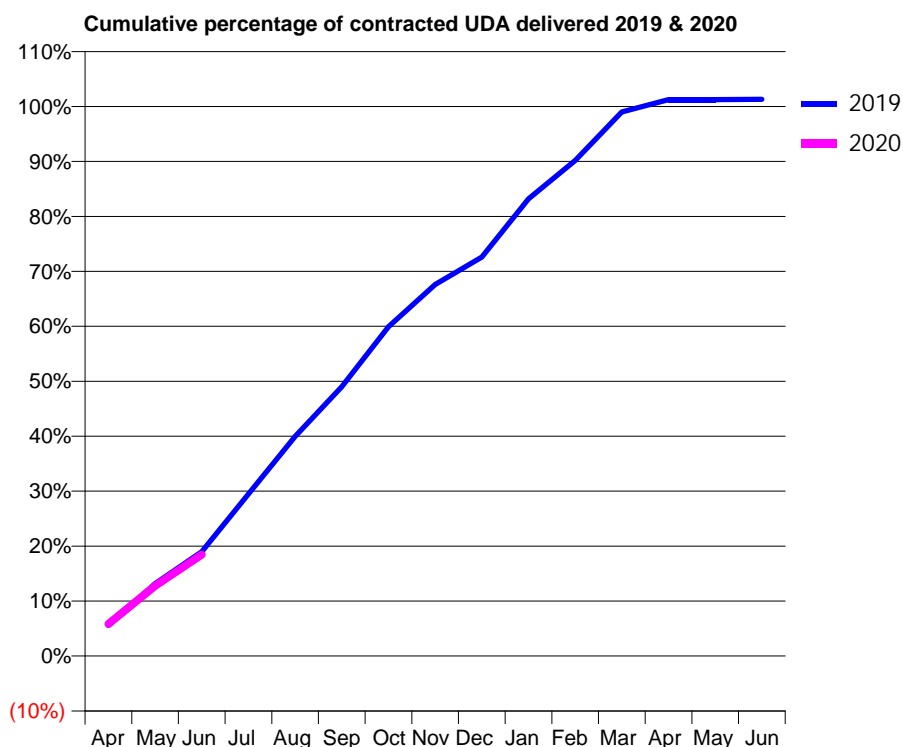
19/20 Contracted general activity (UDA)	2,240
Carry forward general activity (UDA)	0
19/20 Contracted orthodontic activity (UOA)	0
Carry forward orthodontic activity (UOA)	0
Baseline contract value	£51,531.79

ACCESS*

Patients seen in 24 months	Total	Change since previous quarter
Quarter ending June 2018	999	
Quarter ending September 2018	1,003	→
Quarter ending December 2018	1,003	→
Quarter ending March 2019	1,002	→
Quarter ending June 2019	1,014	→
Variance since June 2018	1.5%	→



ACTIVITY



Month	Adjusted Scheduled Activity (UDA)	
	2019	2020
April	125	131
May	296	286
June	425	413
July	661	
August	896	
September	1,098	
October	1,342	
November	1,515	
December	1,626	
January	1,863	
February	2,019	
March	2,217	
April	2,268	
May	2,268	
June	2,269	

QUALITY

	Quantity	Base Number	Contract	AT	Region	England
% of FP17s for the same patient ID Re-attending within 3 months - Children	12	166	7.2%	8.9%	10.6%	11.4%
% of FP17s for the same patient ID Re-attending within 3 months - Adults	26	173	15.0%	14.9%	15.2%	15.4%
% of FP17s for the same patient ID Re-attending between 3 & 9 months - Children	97	166	58.4%	61.6%	62.3%	59.8%
% of FP17s for the same patient ID Re-attending between 3 & 9 months - Adults	106	173	61.3%	52.9%	53.3%	52.1%
% of FP17s for Band 1 Urgent Courses	22	298	7.4%	9.3%	9.7%	9.2%
% of FP17s Relating to Free Repair or Replacements	0	298	0.0%	0.5%	0.6%	0.7%
% of FP17s Relating to Continuations	0	298	0.0%	0.7%	0.8%	0.8%
% of Patients satisfied with the dentistry they have received	1	1	N/A	93.6%	93.4%	93.4%
% of Patients satisfied with the time they had to wait for an appointment	1	1	N/A	89.3%	86.8%	87.6%

* This is based on patients treated on this contract for their most recent course of treatment. Figures in italics indicate the base number of FP17s or Patient Questionnaire responses are less than 100. N/A is shown where the base number of responses is less than 10 during the period. % is calculated as Quantity/Base number*100

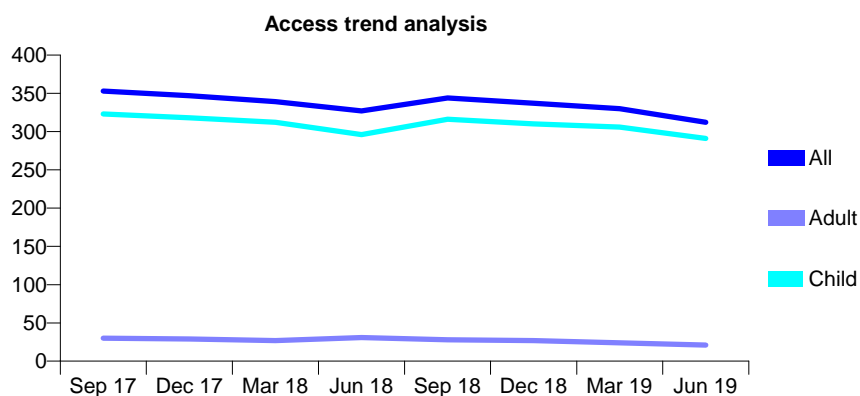
Q68 - Vital Signs At a Glance Contract Report for 644951/0001 - June 2019

Name or company name	MR NJ JULLIEN
Contract type name	GDS Contract
Purpose of contract	General
Contract start date	01/04/2006
Contract end date	

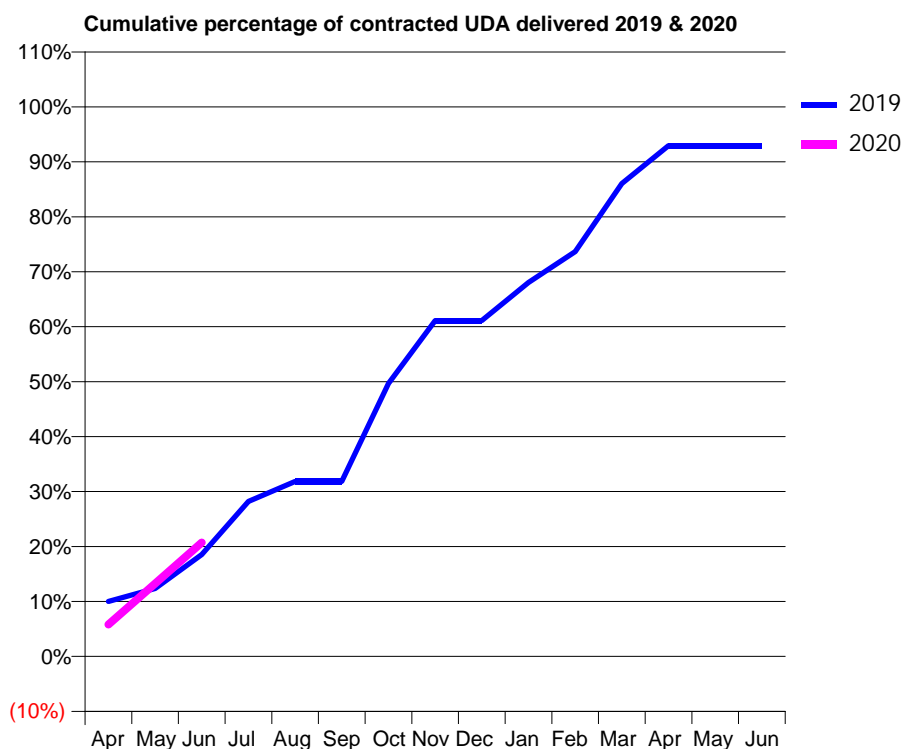
19/20 Contracted general activity (UDA)	550
Carry forward general activity (UDA)	0
19/20 Contracted orthodontic activity (UOA)	0
Carry forward orthodontic activity (UOA)	0
Baseline contract value	£12,652.91

ACCESS*

Patients seen in 24 months	Total	Change since previous quarter
Quarter ending June 2018	327	
Quarter ending September 2018	344	↑
Quarter ending December 2018	337	↓
Quarter ending March 2019	330	↓
Quarter ending June 2019	312	↓
Variance since June 2018	(4.6%)	↓



ACTIVITY



Adjusted Scheduled Activity (UDA)		
Month	2019	2020
April	55	32
May	68	73
June	102	114
July	155	
August	175	
September	175	
October	273	
November	336	
December	336	
January	374	
February	405	
March	473	
April	511	
May	511	
June	511	

QUALITY

	Quantity	Base Number	Contract	AT	Region	England
% of FP17s for the same patient ID Re-attending within 3 months - Children	1	114	0.9%	8.9%	10.6%	11.4%
% of FP17s for the same patient ID Re-attending within 3 months - Adults	0	0	N/A	14.9%	15.2%	15.4%
% of FP17s for the same patient ID Re-attending between 3 & 9 months - Children	77	114	67.5%	61.6%	62.3%	59.8%
% of FP17s for the same patient ID Re-attending between 3 & 9 months - Adults	0	0	N/A	52.9%	53.3%	52.1%
% of FP17s for Band 1 Urgent Courses	0	88	0.0%	9.3%	9.7%	9.2%
% of FP17s Relating to Free Repair or Replacements	0	88	0.0%	0.5%	0.6%	0.7%
% of FP17s Relating to Continuations	0	88	0.0%	0.7%	0.8%	0.8%
% of Patients satisfied with the dentistry they have received	0	0	N/A	93.6%	93.4%	93.4%
% of Patients satisfied with the time they had to wait for an appointment	0	0	N/A	89.3%	86.8%	87.6%

* This is based on patients treated on this contract for their most recent course of treatment. Figures in italics indicate the base number of FP17s or Patient Questionnaire responses are less than 100. N/A is shown where the base number of responses is less than 10 during the period. % is calculated as Quantity/Base number*100

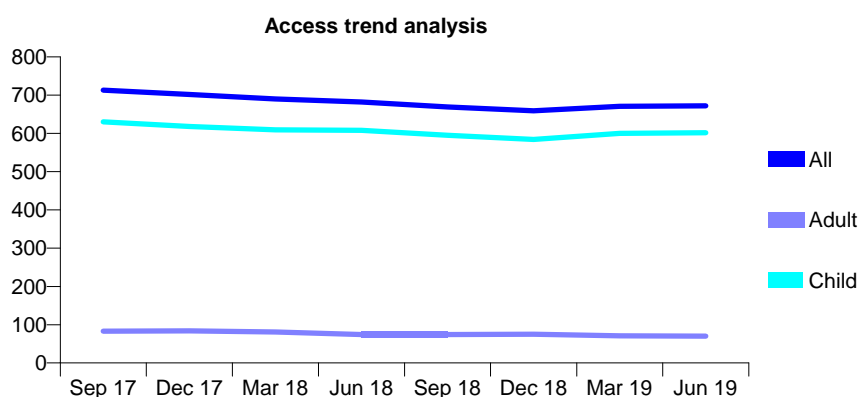
Q68 - Vital Signs At a Glance Contract Report for 649473/0001 - June 2019

Name or company name	MR AB DAVIDSON
Contract type name	GDS Contract
Purpose of contract	General
Contract start date	01/04/2006
Contract end date	

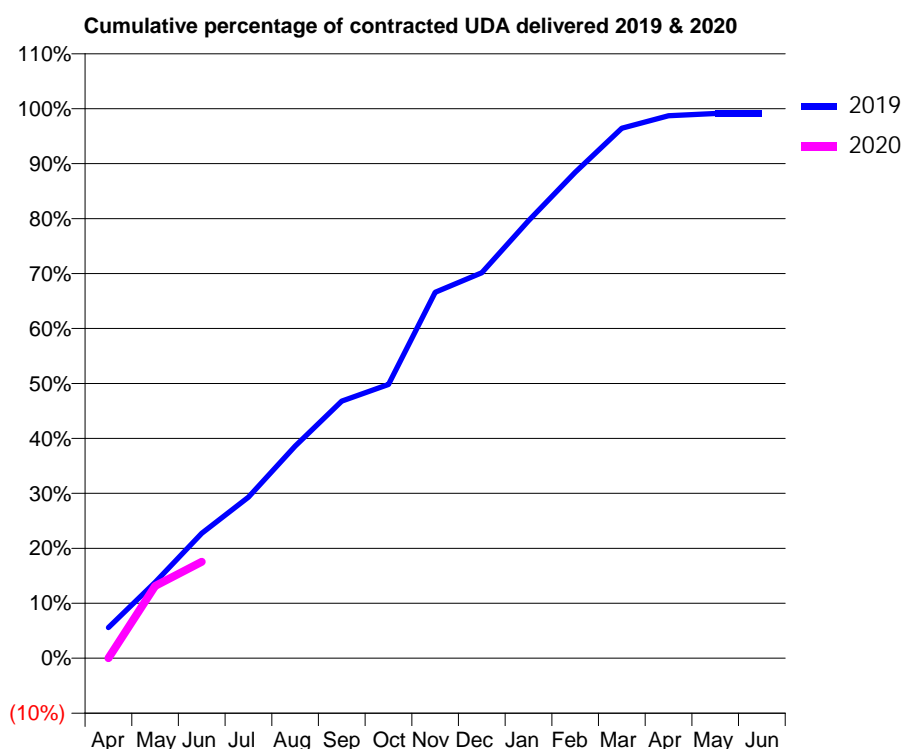
19/20 Contracted general activity (UDA)	1,200
Carry forward general activity (UDA)	0
19/20 Contracted orthodontic activity (UOA)	0
Carry forward orthodontic activity (UOA)	0
Baseline contract value	£31,242.33

ACCESS*

Patients seen in 24 months	Total	Change since previous quarter
Quarter ending June 2018	682	
Quarter ending September 2018	669	↓
Quarter ending December 2018	659	↓
Quarter ending March 2019	671	→
Quarter ending June 2019	672	→
Variance since June 2018	(1.5%)	↓



ACTIVITY



Month	2019	2020
April	67	0
May	166	158
June	273	211
July	352	
August	463	
September	562	
October	598	
November	799	
December	842	
January	955	
February	1,061	
March	1,157	
April	1,184	
May	1,189	
June	1,189	

QUALITY

	Quantity	Base Number	Contract	AT	Region	England
% of FP17s for the same patient ID Re-attending within 3 months - Children	5	177	2.8%	8.9%	10.6%	11.4%
% of FP17s for the same patient ID Re-attending within 3 months - Adults	0	1	0.0%	14.9%	15.2%	15.4%
% of FP17s for the same patient ID Re-attending between 3 & 9 months - Children	111	177	62.7%	61.6%	62.3%	59.8%
% of FP17s for the same patient ID Re-attending between 3 & 9 months - Adults	1	1	100.0%	52.9%	53.3%	52.1%
% of FP17s for Band 1 Urgent Courses	4	148	2.7%	9.3%	9.7%	9.2%
% of FP17s Relating to Free Repair or Replacements	0	148	0.0%	0.5%	0.6%	0.7%
% of FP17s Relating to Continuations	0	148	0.0%	0.7%	0.8%	0.8%
% of Patients satisfied with the dentistry they have received	0	0	N/A	93.6%	93.4%	93.4%
% of Patients satisfied with the time they had to wait for an appointment	0	0	N/A	89.3%	86.8%	87.6%

* This is based on patients treated on this contract for their most recent course of treatment.

Figures in italics indicate the base number of FP17s or Patient Questionnaire responses are less than 100. N/A is shown where the base number of responses is less than 10 during the period. % is calculated as Quantity/Base number*100

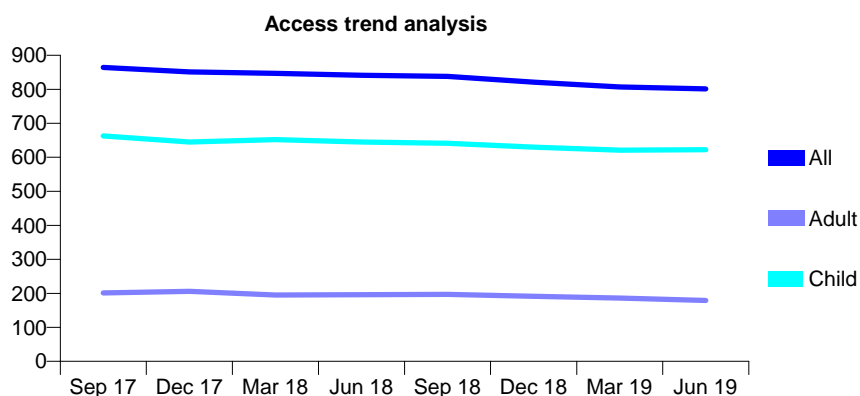
Q68 - Vital Signs At a Glance Contract Report for 649848/0001 - June 2019

Name or company name	Strand Dental
Contract type name	GDS Contract
Purpose of contract	General
Contract start date	01/04/2006
Contract end date	

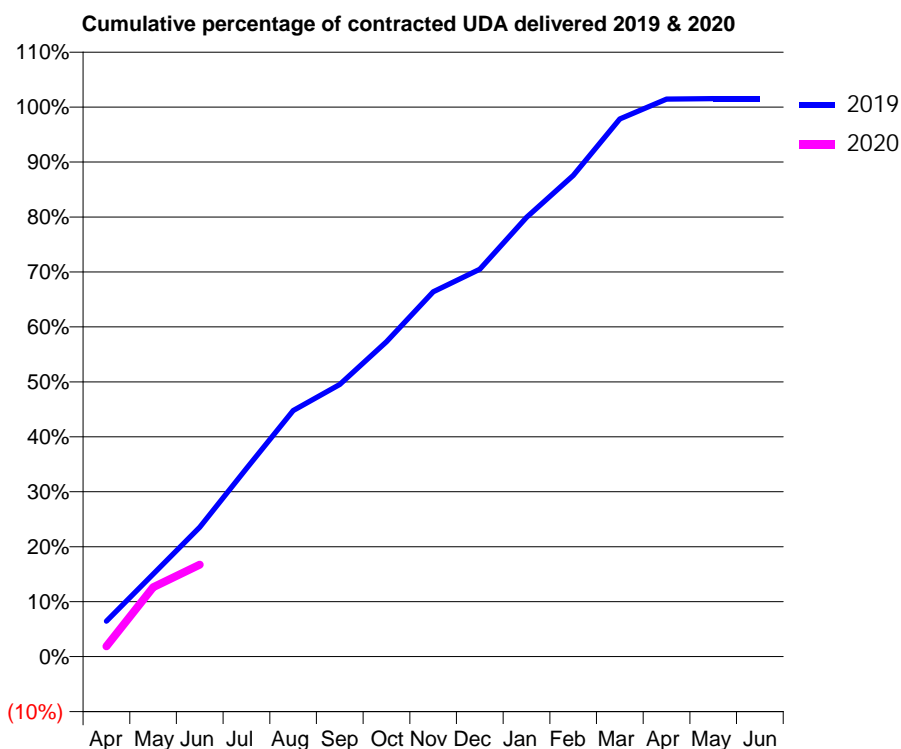
19/20 Contracted general activity (UDA)	1,443
Carry forward general activity (UDA)	0
19/20 Contracted orthodontic activity (UOA)	0
Carry forward orthodontic activity (UOA)	0
Baseline contract value	£36,213.14

ACCESS*

Patients seen in 24 months	Total	Change since previous quarter
Quarter ending June 2018	841	
Quarter ending September 2018	838	→
Quarter ending December 2018	821	↓
Quarter ending March 2019	807	↓
Quarter ending June 2019	801	→
Variance since June 2018	(4.8%)	↓



ACTIVITY



Month	Adjusted Scheduled Activity (UDA)	
	2019	2020
April	93	27
May	217	182
June	340	241
July	494	
August	646	
September	714	
October	827	
November	958	
December	1,017	
January	1,153	
February	1,263	
March	1,412	
April	1,464	
May	1,465	
June	1,465	

QUALITY

	Quantity	Base Number	Contract	AT	Region	England
% of FP17s for the same patient ID Re-attending within 3 months - Children	6	226	2.7%	8.9%	10.6%	11.4%
% of FP17s for the same patient ID Re-attending within 3 months - Adults	1	26	3.8%	14.9%	15.2%	15.4%
% of FP17s for the same patient ID Re-attending between 3 & 9 months - Children	156	226	69.0%	61.6%	62.3%	59.8%
% of FP17s for the same patient ID Re-attending between 3 & 9 months - Adults	16	26	61.5%	52.9%	53.3%	52.1%
% of FP17s for Band 1 Urgent Courses	2	202	1.0%	9.3%	9.7%	9.2%
% of FP17s Relating to Free Repair or Replacements	0	202	0.0%	0.5%	0.6%	0.7%
% of FP17s Relating to Continuations	0	202	0.0%	0.7%	0.8%	0.8%
% of Patients satisfied with the dentistry they have received	0	0	N/A	93.6%	93.4%	93.4%
% of Patients satisfied with the time they had to wait for an appointment	0	0	N/A	89.3%	86.8%	87.6%

* This is based on patients treated on this contract for their most recent course of treatment. Figures in italics indicate the base number of FP17s or Patient Questionnaire responses are less than 100. N/A is shown where the base number of responses is less than 10 during the period. % is calculated as Quantity/Base number*100

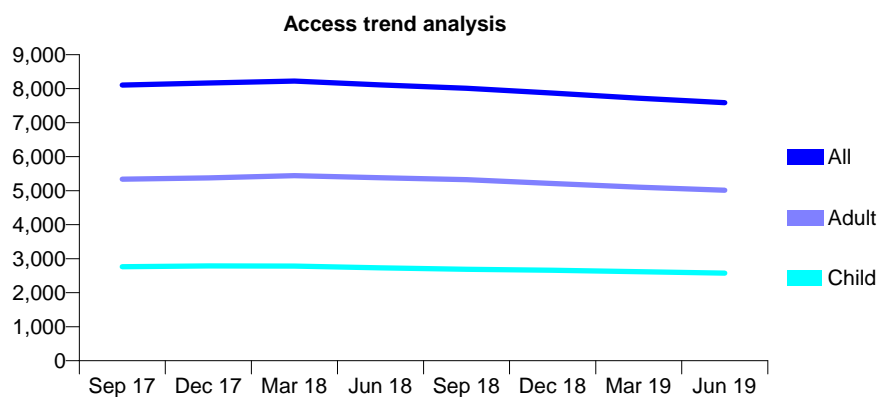
Q68 - Vital Signs At a Glance Contract Report for 653381/0001 - June 2019

Name or company name	MR SG QUELCH
Contract type name	GDS Contract
Purpose of contract	General
Contract start date	01/04/2006
Contract end date	

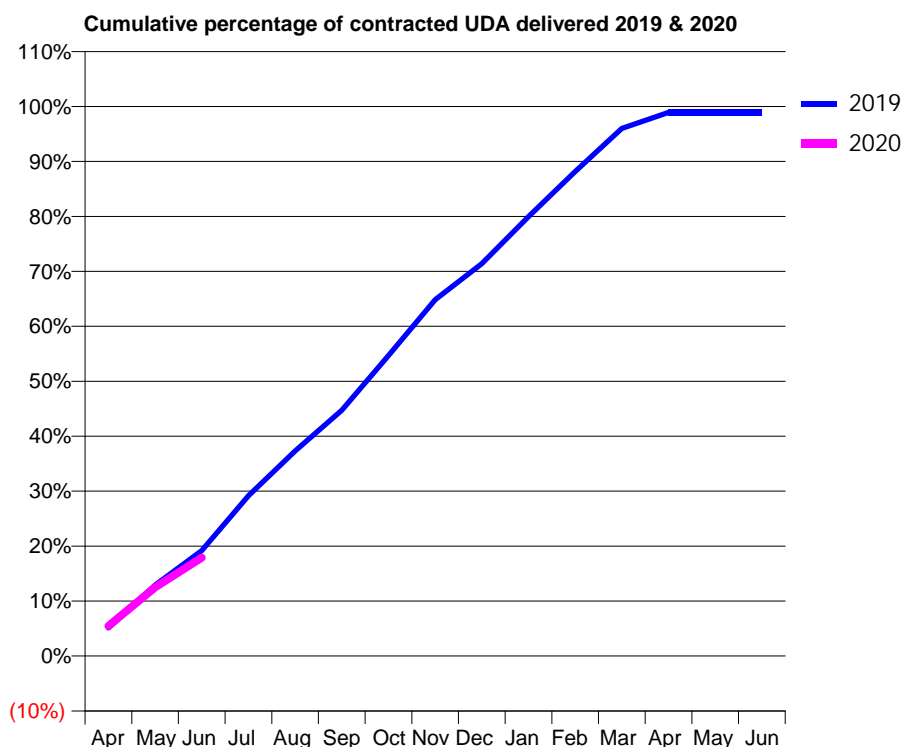
19/20 Contracted general activity (UDA)	17,527
Carry forward general activity (UDA)	0
19/20 Contracted orthodontic activity (UOA)	0
Carry forward orthodontic activity (UOA)	0
Baseline contract value	£583,224.38

ACCESS*

Patients seen in 24 months	Total	Change since previous quarter
Quarter ending June 2018	8,112	
Quarter ending September 2018	8,014	↓
Quarter ending December 2018	7,872	↓
Quarter ending March 2019	7,721	↓
Quarter ending June 2019	7,592	↓
Variance since June 2018	(6.4%)	↓



ACTIVITY



Month	Adjusted Scheduled Activity (UDA)	
	2019	2020
April	896	958
May	2,266	2,193
June	3,363	3,137
July	5,115	
August	6,541	
September	7,835	
October	9,586	
November	11,365	
December	12,516	
January	14,013	
February	15,454	
March	16,824	
April	17,336	
May	17,336	
June	17,338	

QUALITY

	Quantity	Base Number	Contract	AT	Region	England
% of FP17s for the same patient ID Re-attending within 3 months - Children	95	1,065	8.9%	8.9%	10.6%	11.4%
% of FP17s for the same patient ID Re-attending within 3 months - Adults	157	1,581	9.9%	14.9%	15.2%	15.4%
% of FP17s for the same patient ID Re-attending between 3 & 9 months - Children	780	1,065	73.2%	61.6%	62.3%	59.8%
% of FP17s for the same patient ID Re-attending between 3 & 9 months - Adults	930	1,581	58.8%	52.9%	53.3%	52.1%
% of FP17s for Band 1 Urgent Courses	169	2,299	7.4%	9.3%	9.7%	9.2%
% of FP17s Relating to Free Repair or Replacements	11	2,299	0.5%	0.5%	0.6%	0.7%
% of FP17s Relating to Continuations	2	2,299	0.1%	0.7%	0.8%	0.8%
% of Patients satisfied with the dentistry they have received	3	3	N/A	93.6%	93.4%	93.4%
% of Patients satisfied with the time they had to wait for an appointment	3	3	N/A	89.3%	86.8%	87.6%

* This is based on patients treated on this contract for their most recent course of treatment. Figures in italics indicate the base number of FP17s or Patient Questionnaire responses are less than 100. N/A is shown where the base number of responses is less than 10 during the period. % is calculated as Quantity/Base number*100

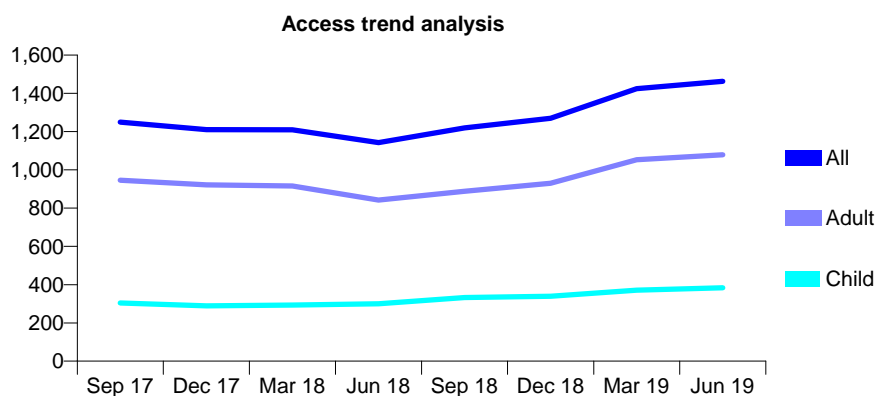
Q68 - Vital Signs At a Glance Contract Report for 657182/0001 - June 2019

Name or company name	Marine Parade Dental Practice
Contract type name	GDS Contract
Purpose of contract	General
Contract start date	01/04/2006
Contract end date	

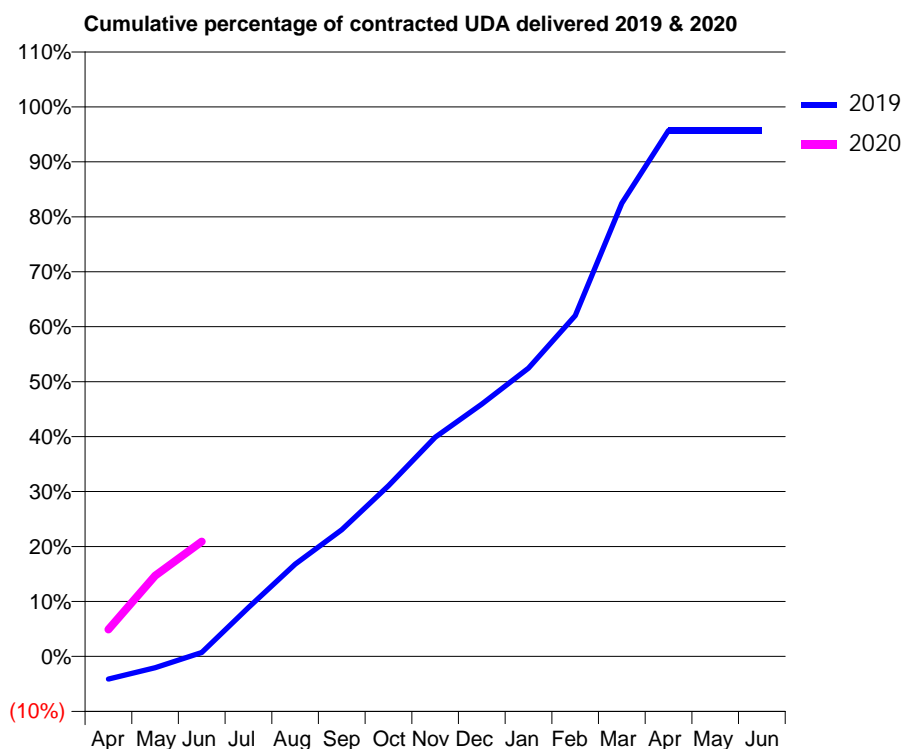
19/20 Contracted general activity (UDA)	4,000
Carry forward general activity (UDA)	0
19/20 Contracted orthodontic activity (UOA)	0
Carry forward orthodontic activity (UOA)	0
Baseline contract value	£117,497.12

ACCESS*

Patients seen in 24 months	Total	Change since previous quarter
Quarter ending June 2018	1,142	
Quarter ending September 2018	1,220	↑
Quarter ending December 2018	1,269	↑
Quarter ending March 2019	1,424	↑
Quarter ending June 2019	1,463	↑
Variance since June 2018	28.1%	↑



ACTIVITY



Month	2019	2020
April	-165	196
May	-83	587
June	28	836
July	355	
August	671	
September	921	
October	1,242	
November	1,595	
December	1,837	
January	2,098	
February	2,480	
March	3,299	
April	3,828	
May	3,828	
June	3,828	

QUALITY

	Quantity	Base Number	Contract	AT	Region	England
% of FP17s for the same patient ID Re-attending within 3 months - Children	5	123	4.1%	8.9%	10.6%	11.4%
% of FP17s for the same patient ID Re-attending within 3 months - Adults	49	329	14.9%	14.9%	15.2%	15.4%
% of FP17s for the same patient ID Re-attending between 3 & 9 months - Children	50	123	40.7%	61.6%	62.3%	59.8%
% of FP17s for the same patient ID Re-attending between 3 & 9 months - Adults	111	329	33.7%	52.9%	53.3%	52.1%
% of FP17s for Band 1 Urgent Courses	41	352	11.6%	9.3%	9.7%	9.2%
% of FP17s Relating to Free Repair or Replacements	0	352	0.0%	0.5%	0.6%	0.7%
% of FP17s Relating to Continuations	2	352	0.6%	0.7%	0.8%	0.8%
% of Patients satisfied with the dentistry they have received	0	0	N/A	93.6%	93.4%	93.4%
% of Patients satisfied with the time they had to wait for an appointment	0	0	N/A	89.3%	86.8%	87.6%

* This is based on patients treated on this contract for their most recent course of treatment. Figures in italics indicate the base number of FP17s or Patient Questionnaire responses are less than 100. N/A is shown where the base number of responses is less than 10 during the period. % is calculated as Quantity/Base number*100

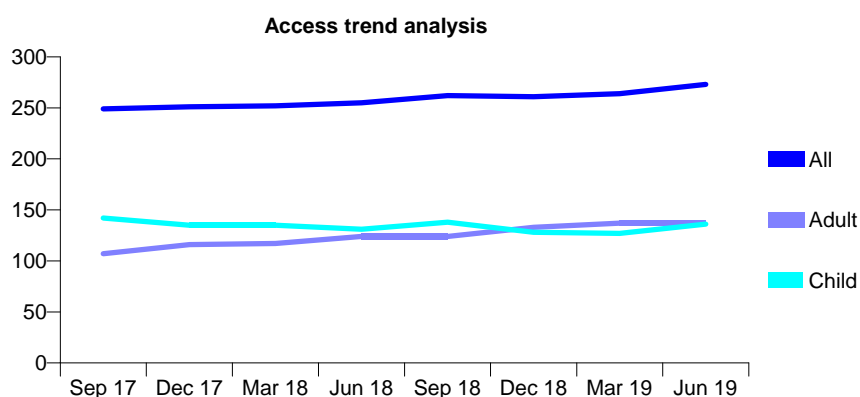
Q68 - Vital Signs At a Glance Contract Report for 657867/0002 - June 2019

Name or company name	MR L VAN ROOY
Contract type name	GDS Contract
Purpose of contract	General
Contract start date	01/07/2006
Contract end date	

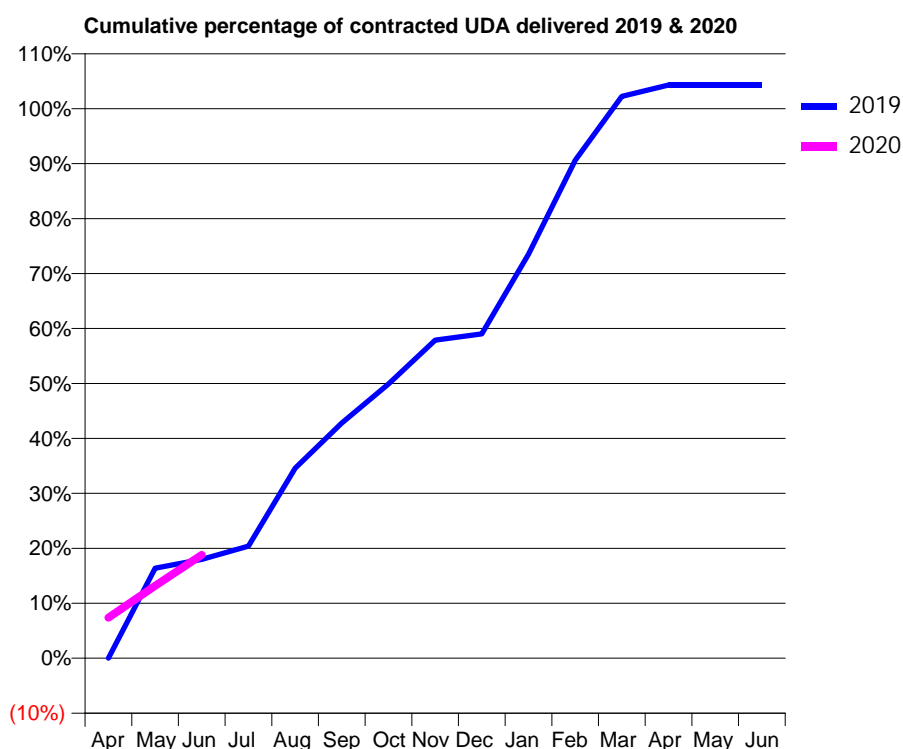
19/20 Contracted general activity (UDA)	1,000
Carry forward general activity (UDA)	0
19/20 Contracted orthodontic activity (UOA)	0
Carry forward orthodontic activity (UOA)	0
Baseline contract value	£29,728.85

ACCESS*

Patients seen in 24 months	Total	Change since previous quarter
Quarter ending June 2018	255	
Quarter ending September 2018	262	↑
Quarter ending December 2018	261	→
Quarter ending March 2019	264	→
Quarter ending June 2019	273	↑
Variance since June 2018	7.1%	↑



ACTIVITY



Month	Adjusted Scheduled Activity (UDA)	
	2019	2020
April	0	74
May	164	132
June	180	188
July	204	
August	346	
September	428	
October	499	
November	579	
December	590	
January	735	
February	906	
March	1,022	
April	1,043	
May	1,043	
June	1,043	

QUALITY

	Quantity	Base Number	Contract	AT	Region	England
% of FP17s for the same patient ID Re-attending within 3 months - Children	2	47	4.3%	8.9%	10.6%	11.4%
% of FP17s for the same patient ID Re-attending within 3 months - Adults	4	21	19.0%	14.9%	15.2%	15.4%
% of FP17s for the same patient ID Re-attending between 3 & 9 months - Children	19	47	40.4%	61.6%	62.3%	59.8%
% of FP17s for the same patient ID Re-attending between 3 & 9 months - Adults	4	21	19.0%	52.9%	53.3%	52.1%
% of FP17s for Band 1 Urgent Courses	0	59	0.0%	9.3%	9.7%	9.2%
% of FP17s Relating to Free Repair or Replacements	0	59	0.0%	0.5%	0.6%	0.7%
% of FP17s Relating to Continuations	0	59	0.0%	0.7%	0.8%	0.8%
% of Patients satisfied with the dentistry they have received	0	0	N/A	93.6%	93.4%	93.4%
% of Patients satisfied with the time they had to wait for an appointment	0	0	N/A	89.3%	86.8%	87.6%

* This is based on patients treated on this contract for their most recent course of treatment.

Figures in italics indicate the base number of FP17s or Patient Questionnaire responses are less than 100. N/A is shown where the base number of responses is less than 10 during the period. % is calculated as Quantity/Base number*100

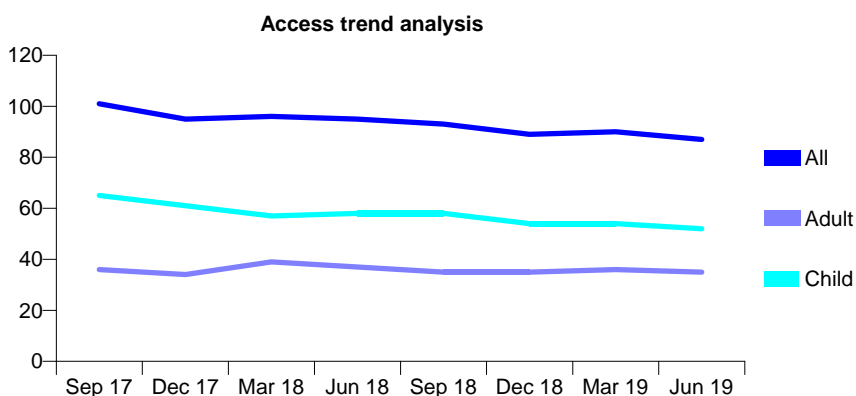
Q68 - Vital Signs At a Glance Contract Report for 661015/0001 - June 2019

Name or company name	MR S MAGNANI
Contract type name	GDS Contract
Purpose of contract	General
Contract start date	01/04/2007
Contract end date	

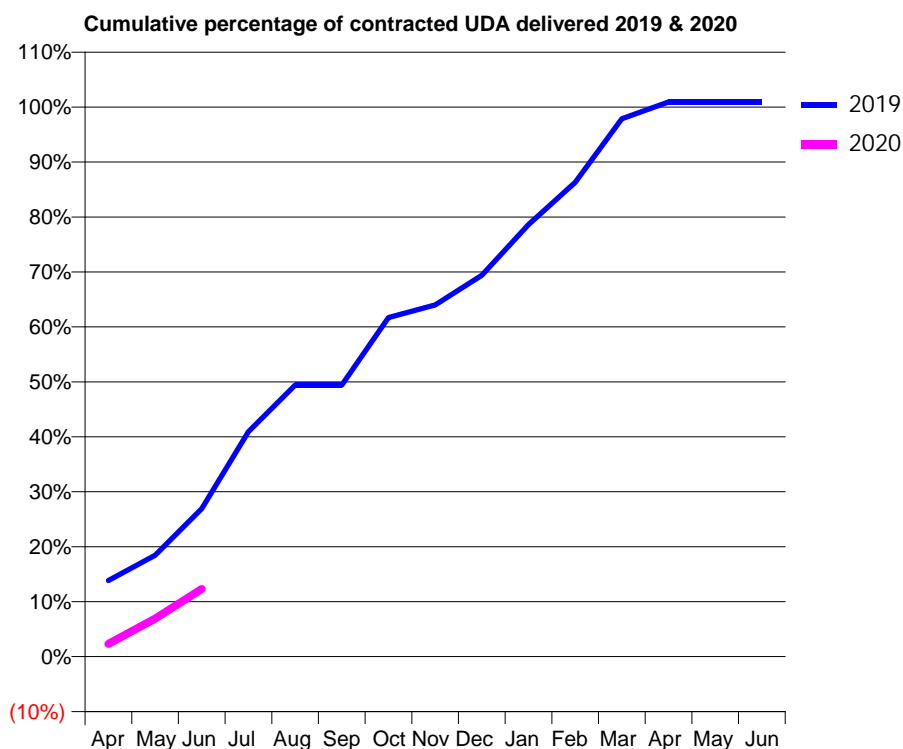
19/20 Contracted general activity (UDA)	130
Carry forward general activity (UDA)	0
19/20 Contracted orthodontic activity (UOA)	0
Carry forward orthodontic activity (UOA)	0
Baseline contract value	£3,664.80

ACCESS*

Patients seen in 24 months	Total	Change since previous quarter
Quarter ending June 2018	95	
Quarter ending September 2018	93	↓
Quarter ending December 2018	89	↓
Quarter ending March 2019	90	→
Quarter ending June 2019	87	↓
Variance since June 2018	(8.4%)	↓



ACTIVITY



Month	Adjusted Scheduled Activity (UDA)	
	2019	2020
April	18	3
May	24	9
June	35	16
July	53	
August	64	
September	64	
October	80	
November	83	
December	90	
January	102	
February	112	
March	127	
April	131	
May	131	
June	131	

QUALITY

	Quantity	Base Number	Contract	AT	Region	England
% of FP17s for the same patient ID Re-attending within 3 months - Children	0	11	0.0%	8.9%	10.6%	11.4%
% of FP17s for the same patient ID Re-attending within 3 months - Adults	0	3	0.0%	14.9%	15.2%	15.4%
% of FP17s for the same patient ID Re-attending between 3 & 9 months - Children	8	11	72.7%	61.6%	62.3%	59.8%
% of FP17s for the same patient ID Re-attending between 3 & 9 months - Adults	0	3	0.0%	52.9%	53.3%	52.1%
% of FP17s for Band 1 Urgent Courses	0	12	0.0%	9.3%	9.7%	9.2%
% of FP17s Relating to Free Repair or Replacements	0	12	0.0%	0.5%	0.6%	0.7%
% of FP17s Relating to Continuations	0	12	0.0%	0.7%	0.8%	0.8%
% of Patients satisfied with the dentistry they have received	0	0	N/A	93.6%	93.4%	93.4%
% of Patients satisfied with the time they had to wait for an appointment	0	0	N/A	89.3%	86.8%	87.6%

* This is based on patients treated on this contract for their most recent course of treatment. Figures in italics indicate the base number of FP17s or Patient Questionnaire responses are less than 100. N/A is shown where the base number of responses is less than 10 during the period. % is calculated as Quantity/Base number*100

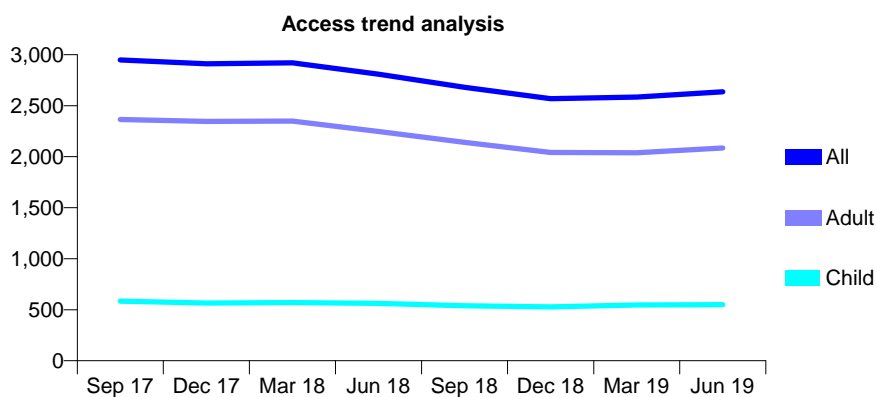
Q68 - Vital Signs At a Glance Contract Report for 673285/0001 - June 2019

Name or company name	MISS D SHAH
Contract type name	GDS Contract
Purpose of contract	General
Contract start date	01/04/2006
Contract end date	

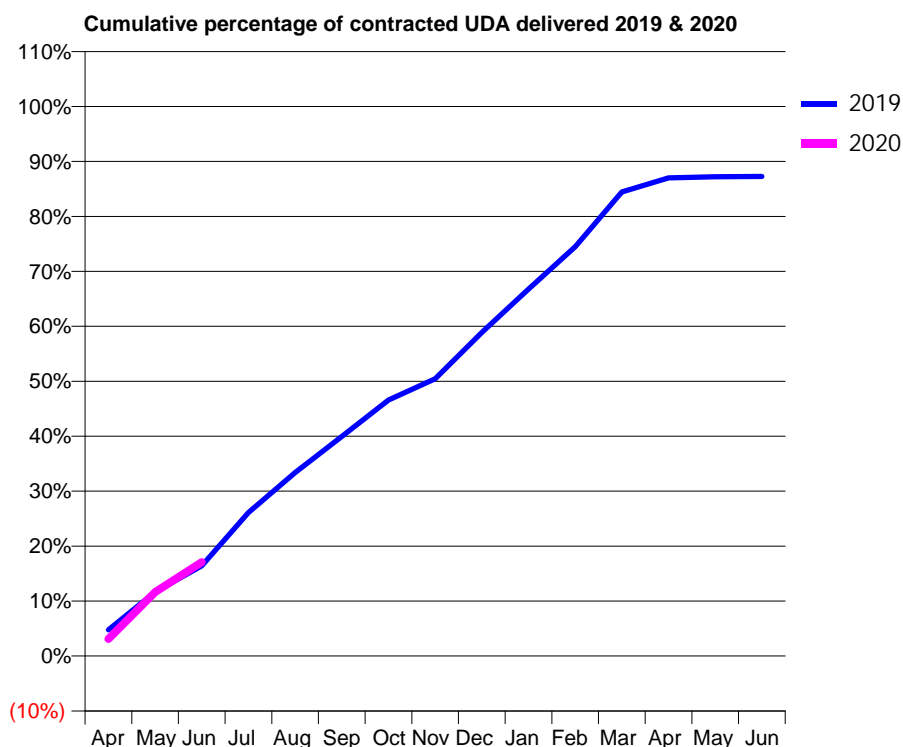
19/20 Contracted general activity (UDA)	10,380
Carry forward general activity (UDA)	0
19/20 Contracted orthodontic activity (UOA)	0
Carry forward orthodontic activity (UOA)	0
Baseline contract value	£268,930.17

ACCESS*

Patients seen in 24 months	Total	Change since previous quarter
Quarter ending June 2018	2,809	
Quarter ending September 2018	2,680	↓
Quarter ending December 2018	2,568	↓
Quarter ending March 2019	2,585	→
Quarter ending June 2019	2,636	→
Variance since June 2018	(6.2%)	↓



ACTIVITY



Month	Adjusted Scheduled Activity (UDA)	
	2019	2020
April	495	320
May	1,209	1,208
June	1,703	1,774
July	2,713	
August	3,466	
September	4,146	
October	4,834	
November	5,238	
December	6,109	
January	6,931	
February	7,732	
March	8,765	
April	9,032	
May	9,051	
June	9,058	

QUALITY

	Quantity	Base Number	Contract	AT	Region	England
% of FP17s for the same patient ID Re-attending within 3 months - Children	16	179	8.9%	8.9%	10.6%	11.4%
% of FP17s for the same patient ID Re-attending within 3 months - Adults	117	816	14.3%	14.9%	15.2%	15.4%
% of FP17s for the same patient ID Re-attending between 3 & 9 months - Children	109	179	60.9%	61.6%	62.3%	59.8%
% of FP17s for the same patient ID Re-attending between 3 & 9 months - Adults	436	816	53.4%	52.9%	53.3%	52.1%
% of FP17s for Band 1 Urgent Courses	50	776	6.4%	9.3%	9.7%	9.2%
% of FP17s Relating to Free Repair or Replacements	6	776	0.8%	0.5%	0.6%	0.7%
% of FP17s Relating to Continuations	6	776	0.8%	0.7%	0.8%	0.8%
% of Patients satisfied with the dentistry they have received	1	1	N/A	93.6%	93.4%	93.4%
% of Patients satisfied with the time they had to wait for an appointment	1	1	N/A	89.3%	86.8%	87.6%

* This is based on patients treated on this contract for their most recent course of treatment. Figures in italics indicate the base number of FP17s or Patient Questionnaire responses are less than 100. N/A is shown where the base number of responses is less than 10 during the period. % is calculated as Quantity/Base number*100

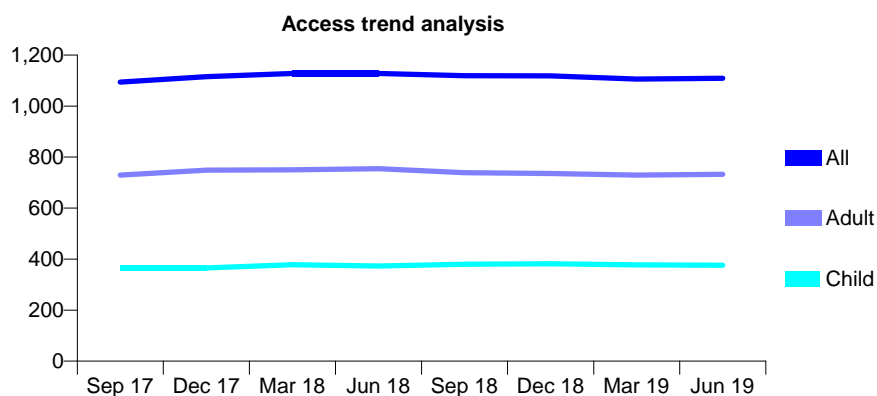
Q68 - Vital Signs At a Glance Contract Report for 673323/0001 - June 2019

Name or company name	MR F RAFATNIA
Contract type name	GDS Contract
Purpose of contract	General
Contract start date	01/03/2014
Contract end date	

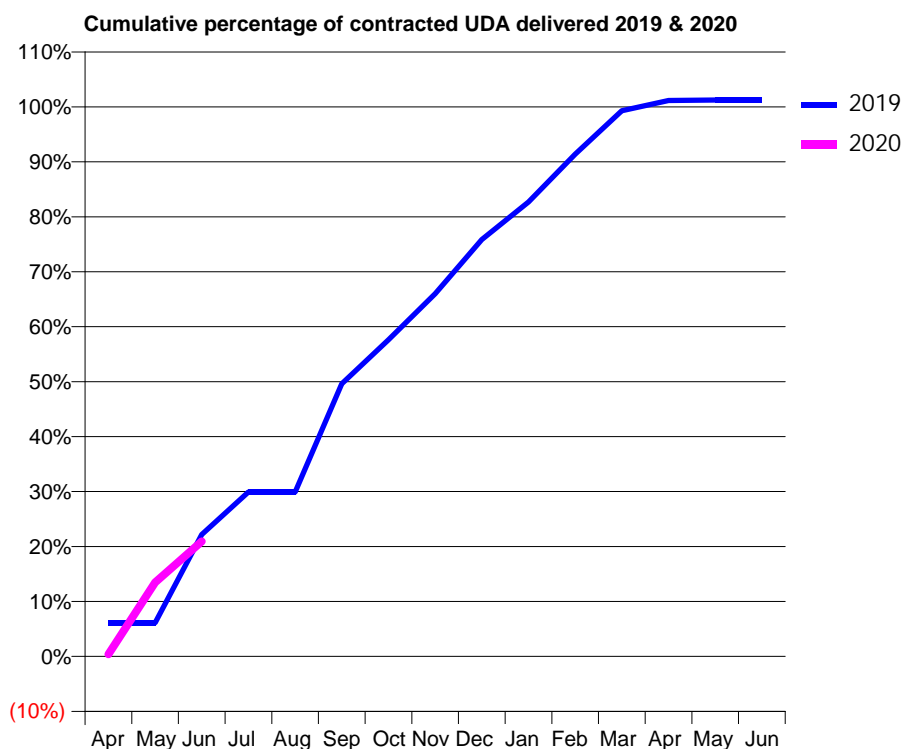
19/20 Contracted general activity (UDA)	3,771
Carry forward general activity (UDA)	0
19/20 Contracted orthodontic activity (UOA)	0
Carry forward orthodontic activity (UOA)	0
Baseline contract value	£84,846.28

ACCESS*

Patients seen in 24 months	Total	Change since previous quarter
Quarter ending June 2018	1,128	
Quarter ending September 2018	1,119	→
Quarter ending December 2018	1,118	→
Quarter ending March 2019	1,106	↓
Quarter ending June 2019	1,109	→
Variance since June 2018	(1.7%)	↓



ACTIVITY



Month	2019	2020
April	231	15
May	231	508
June	836	789
July	1,129	
August	1,129	
September	1,871	
October	2,173	
November	2,489	
December	2,860	
January	3,118	
February	3,447	
March	3,745	
April	3,815	
May	3,818	
June	3,818	

QUALITY

	Quantity	Base Number	Contract	AT	Region	England
% of FP17s for the same patient ID Re-attending within 3 months - Children	15	161	9.3%	8.9%	10.6%	11.4%
% of FP17s for the same patient ID Re-attending within 3 months - Adults	31	276	11.2%	14.9%	15.2%	15.4%
% of FP17s for the same patient ID Re-attending between 3 & 9 months - Children	108	161	67.1%	61.6%	62.3%	59.8%
% of FP17s for the same patient ID Re-attending between 3 & 9 months - Adults	196	276	71.0%	52.9%	53.3%	52.1%
% of FP17s for Band 1 Urgent Courses	17	388	4.4%	9.3%	9.7%	9.2%
% of FP17s Relating to Free Repair or Replacements	0	388	0.0%	0.5%	0.6%	0.7%
% of FP17s Relating to Continuations	0	388	0.0%	0.7%	0.8%	0.8%
% of Patients satisfied with the dentistry they have received	1	1	N/A	93.6%	93.4%	93.4%
% of Patients satisfied with the time they had to wait for an appointment	1	1	N/A	89.3%	86.8%	87.6%

* This is based on patients treated on this contract for their most recent course of treatment. Figures in italics indicate the base number of FP17s or Patient Questionnaire responses are less than 100. N/A is shown where the base number of responses is less than 10 during the period. % is calculated as Quantity/Base number*100

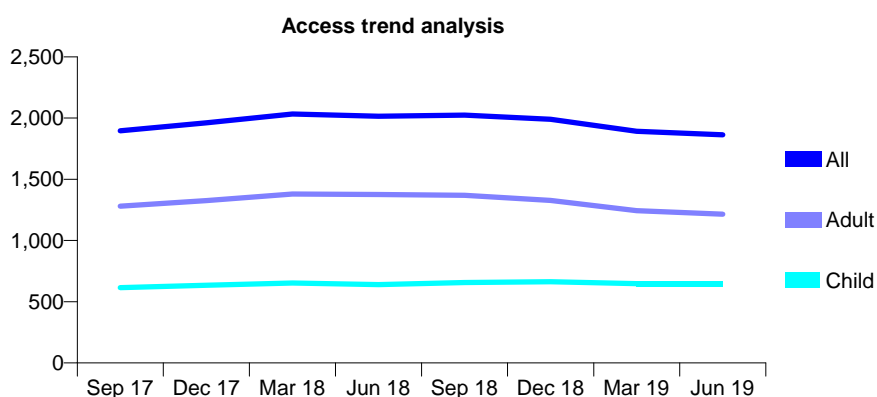
Q68 - Vital Signs At a Glance Contract Report for 673978/0001 - June 2019

Name or company name	MR F SHARIFZAD
Contract type name	GDS Contract
Purpose of contract	General
Contract start date	01/04/2006
Contract end date	

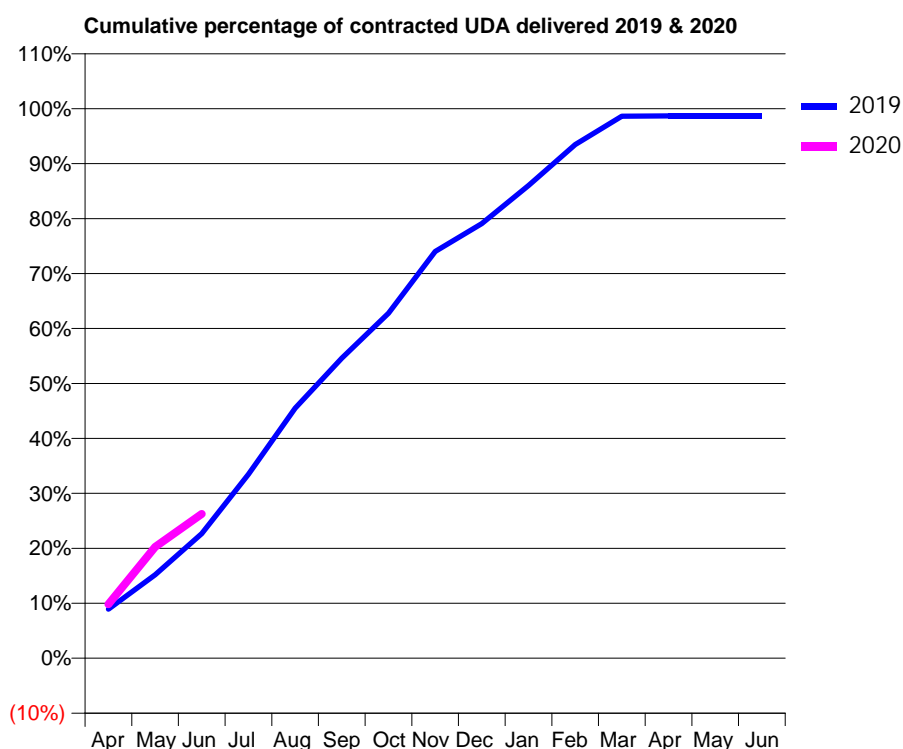
19/20 Contracted general activity (UDA)	5,409
Carry forward general activity (UDA)	0
19/20 Contracted orthodontic activity (UOA)	0
Carry forward orthodontic activity (UOA)	0
Baseline contract value	£138,529.31

ACCESS*

Patients seen in 24 months	Total	Change since previous quarter
Quarter ending June 2018	2,015	
Quarter ending September 2018	2,025	→
Quarter ending December 2018	1,991	↓
Quarter ending March 2019	1,892	↓
Quarter ending June 2019	1,863	↓
Variance since June 2018	(7.5%)	↓



ACTIVITY



Adjusted Scheduled Activity (UDA)		
Month	2019	2020
April	484	532
May	821	1,095
June	1,227	1,421
July	1,811	
August	2,462	
September	2,952	
October	3,395	
November	4,003	
December	4,277	
January	4,652	
February	5,055	
March	5,334	
April	5,338	
May	5,338	
June	5,338	

QUALITY

	Quantity	Base Number	Contract	AT	Region	England
% of FP17s for the same patient ID Re-attending within 3 months - Children	24	250	9.6%	8.9%	10.6%	11.4%
% of FP17s for the same patient ID Re-attending within 3 months - Adults	54	387	14.0%	14.9%	15.2%	15.4%
% of FP17s for the same patient ID Re-attending between 3 & 9 months - Children	145	250	58.0%	61.6%	62.3%	59.8%
% of FP17s for the same patient ID Re-attending between 3 & 9 months - Adults	222	387	57.4%	52.9%	53.3%	52.1%
% of FP17s for Band 1 Urgent Courses	64	630	10.2%	9.3%	9.7%	9.2%
% of FP17s Relating to Free Repair or Replacements	7	630	1.1%	0.5%	0.6%	0.7%
% of FP17s Relating to Continuations	0	630	0.0%	0.7%	0.8%	0.8%
% of Patients satisfied with the dentistry they have received	0	0	N/A	93.6%	93.4%	93.4%
% of Patients satisfied with the time they had to wait for an appointment	0	0	N/A	89.3%	86.8%	87.6%

* This is based on patients treated on this contract for their most recent course of treatment.

Figures in italics indicate the base number of FP17s or Patient Questionnaire responses are less than 100. N/A is shown where the base number of responses is less than 10 during the period. % is calculated as Quantity/Base number*100

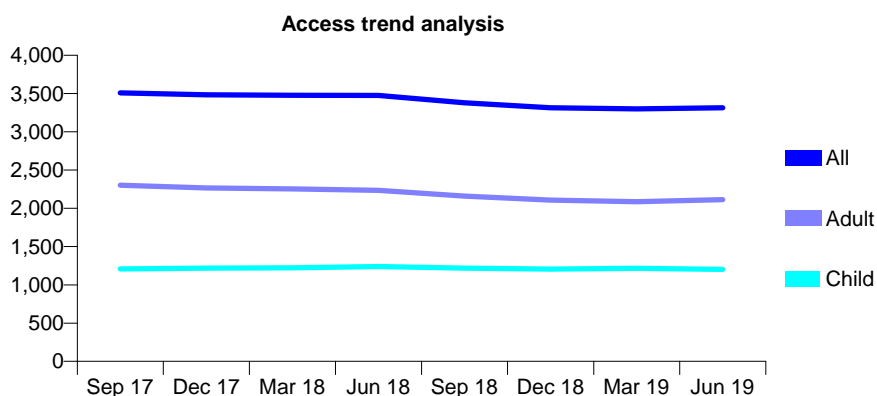
Q68 - Vital Signs At a Glance Contract Report for 674885/0001 - June 2019

Name or company name	MR HR DARAFSHIAN
Contract type name	GDS Contract
Purpose of contract	General
Contract start date	01/04/2006
Contract end date	

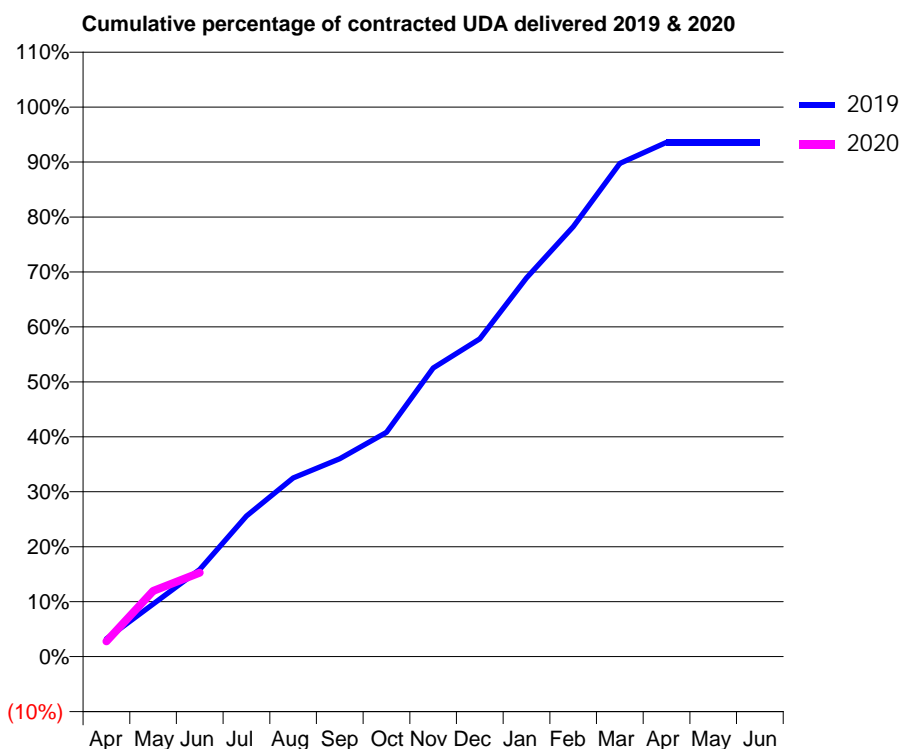
19/20 Contracted general activity (UDA)	11,085
Carry forward general activity (UDA)	0
19/20 Contracted orthodontic activity (UOA)	0
Carry forward orthodontic activity (UOA)	0
Baseline contract value	£311,477.49

ACCESS*

Patients seen in 24 months	Total	Change since previous quarter
Quarter ending June 2018	3,475	
Quarter ending September 2018	3,379	↓
Quarter ending December 2018	3,314	↓
Quarter ending March 2019	3,300	→
Quarter ending June 2019	3,314	→
Variance since June 2018	(4.6%)	↓



ACTIVITY



Month	Adjusted Scheduled Activity (UDA)	
	2019	2020
April	363	307
May	1,062	1,325
June	1,758	1,694
July	2,836	
August	3,602	
September	3,991	
October	4,526	
November	5,823	
December	6,410	
January	7,640	
February	8,675	
March	9,945	
April	10,374	
May	10,374	
June	10,374	

QUALITY

	Quantity	Base Number	Contract	AT	Region	England
% of FP17s for the same patient ID Re-attending within 3 months - Children	23	441	5.2%	8.9%	10.6%	11.4%
% of FP17s for the same patient ID Re-attending within 3 months - Adults	102	657	15.5%	14.9%	15.2%	15.4%
% of FP17s for the same patient ID Re-attending between 3 & 9 months - Children	301	441	68.3%	61.6%	62.3%	59.8%
% of FP17s for the same patient ID Re-attending between 3 & 9 months - Adults	398	657	60.6%	52.9%	53.3%	52.1%
% of FP17s for Band 1 Urgent Courses	130	907	14.3%	9.3%	9.7%	9.2%
% of FP17s Relating to Free Repair or Replacements	5	907	0.6%	0.5%	0.6%	0.7%
% of FP17s Relating to Continuations	2	907	0.2%	0.7%	0.8%	0.8%
% of Patients satisfied with the dentistry they have received	0	0	N/A	93.6%	93.4%	93.4%
% of Patients satisfied with the time they had to wait for an appointment	0	0	N/A	89.3%	86.8%	87.6%

* This is based on patients treated on this contract for their most recent course of treatment. Figures in italics indicate the base number of FP17s or Patient Questionnaire responses are less than 100. N/A is shown where the base number of responses is less than 10 during the period. % is calculated as Quantity/Base number*100

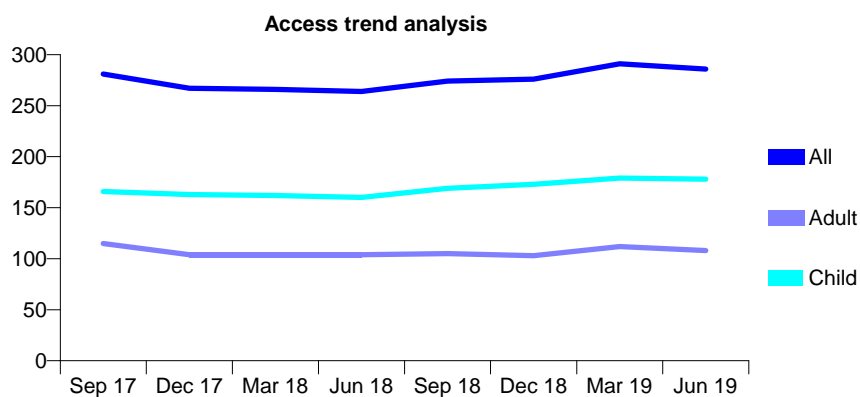
Q68 - Vital Signs At a Glance Contract Report for 674885/0002 - June 2019

Name or company name	MR HR DARAFSHIAN
Contract type name	GDS Contract
Purpose of contract	General
Contract start date	01/04/2010
Contract end date	

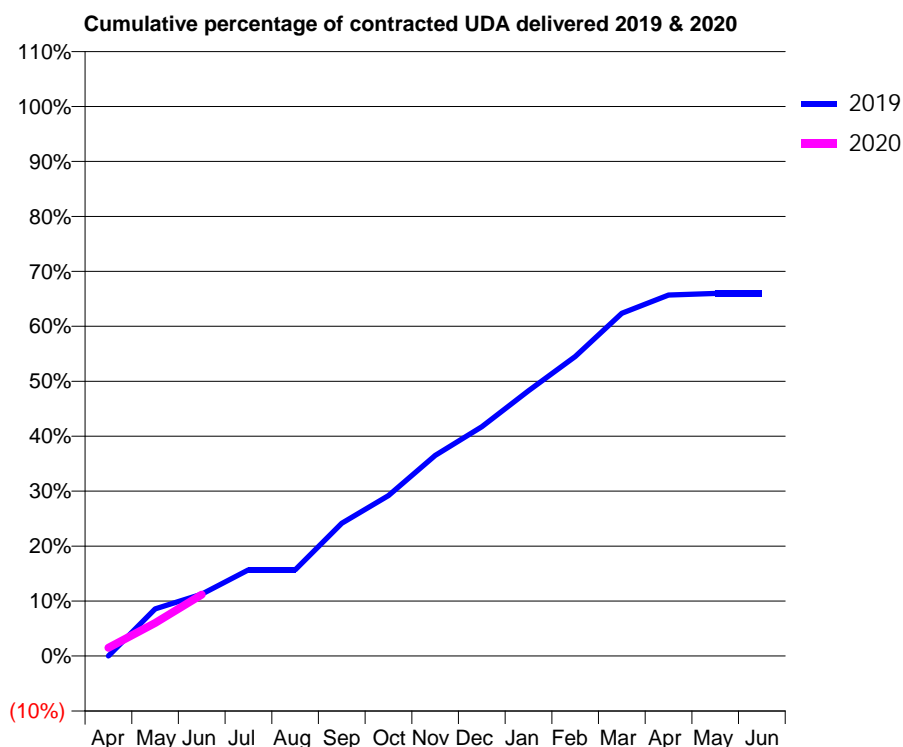
19/20 Contracted general activity (UDA)	1,000
Carry forward general activity (UDA)	0
19/20 Contracted orthodontic activity (UOA)	0
Carry forward orthodontic activity (UOA)	0
Baseline contract value	£28,099.00

ACCESS*

Patients seen in 24 months	Total	Change since previous quarter
Quarter ending June 2018	264	
Quarter ending September 2018	274	↑
Quarter ending December 2018	276	→
Quarter ending March 2019	291	↑
Quarter ending June 2019	286	↓
Variance since June 2018	8.3%	↑



ACTIVITY



Month	Adjusted Scheduled Activity (UDA)	
	2019	2020
April	0	15
May	86	60
June	113	112
July	157	
August	157	
September	242	
October	292	
November	365	
December	417	
January	483	
February	545	
March	624	
April	657	
May	660	
June	660	

QUALITY

	Quantity	Base Number	Contract	AT	Region	England
% of FP17s for the same patient ID Re-attending within 3 months - Children	3	59	5.1%	8.9%	10.6%	11.4%
% of FP17s for the same patient ID Re-attending within 3 months - Adults	3	19	15.8%	14.9%	15.2%	15.4%
% of FP17s for the same patient ID Re-attending between 3 & 9 months - Children	31	59	52.5%	61.6%	62.3%	59.8%
% of FP17s for the same patient ID Re-attending between 3 & 9 months - Adults	4	19	21.1%	52.9%	53.3%	52.1%
% of FP17s for Band 1 Urgent Courses	4	60	6.7%	9.3%	9.7%	9.2%
% of FP17s Relating to Free Repair or Replacements	0	60	0.0%	0.5%	0.6%	0.7%
% of FP17s Relating to Continuations	0	60	0.0%	0.7%	0.8%	0.8%
% of Patients satisfied with the dentistry they have received	0	0	N/A	93.6%	93.4%	93.4%
% of Patients satisfied with the time they had to wait for an appointment	0	0	N/A	89.3%	86.8%	87.6%

* This is based on patients treated on this contract for their most recent course of treatment. Figures in italics indicate the base number of FP17s or Patient Questionnaire responses are less than 100. N/A is shown where the base number of responses is less than 10 during the period. % is calculated as Quantity/Base number*100

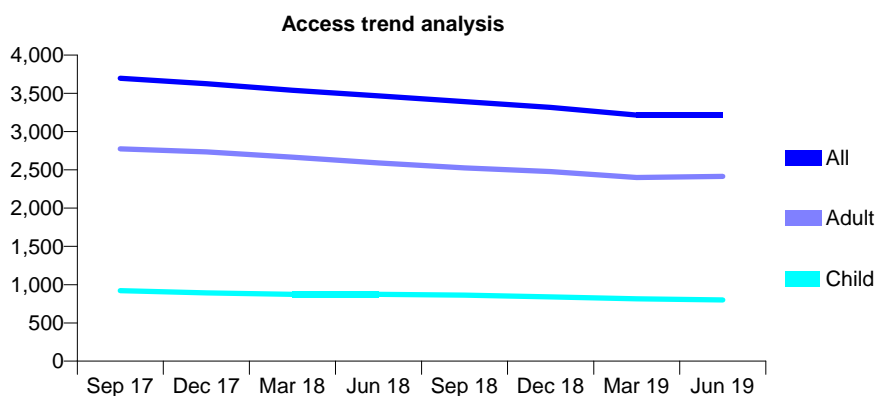
Q68 - Vital Signs At a Glance Contract Report for 677302/0001 - June 2019

Name or company name	MR M POURANI
Contract type name	GDS Contract
Purpose of contract	General
Contract start date	01/04/2006
Contract end date	

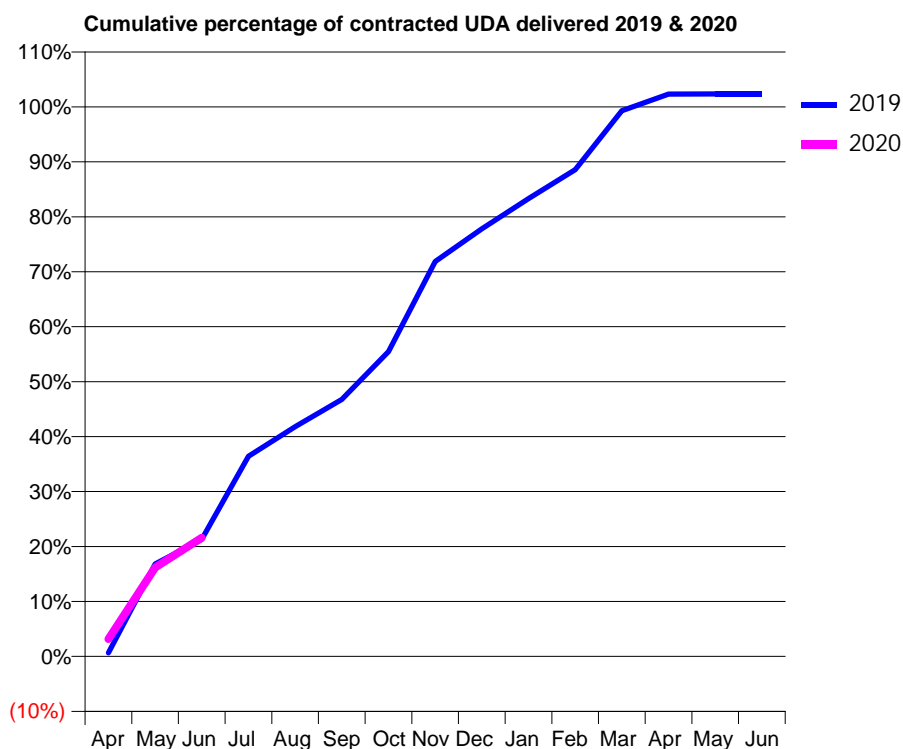
19/20 Contracted general activity (UDA)	14,100
Carry forward general activity (UDA)	0
19/20 Contracted orthodontic activity (UOA)	0
Carry forward orthodontic activity (UOA)	0
Baseline contract value	£468,041.07

ACCESS*

Patients seen in 24 months	Total	Change since previous quarter
Quarter ending June 2018	3,465	
Quarter ending September 2018	3,391	↓
Quarter ending December 2018	3,316	↓
Quarter ending March 2019	3,215	↓
Quarter ending June 2019	3,215	→
Variance since June 2018	(7.2%)	↓



ACTIVITY



Adjusted Scheduled Activity (UDA)		
Month	2019	2020
April	95	447
May	2,375	2,282
June	3,007	3,045
July	5,134	
August	5,894	
September	6,592	
October	7,819	
November	10,134	
December	10,966	
January	11,746	
February	12,486	
March	13,999	
April	14,429	
May	14,431	
June	14,431	

QUALITY

	Quantity	Base Number	Contract	AT	Region	England
% of FP17s for the same patient ID Re-attending within 3 months - Children	15	291	5.2%	8.9%	10.6%	11.4%
% of FP17s for the same patient ID Re-attending within 3 months - Adults	88	820	10.7%	14.9%	15.2%	15.4%
% of FP17s for the same patient ID Re-attending between 3 & 9 months - Children	170	291	58.4%	61.6%	62.3%	59.8%
% of FP17s for the same patient ID Re-attending between 3 & 9 months - Adults	549	820	67.0%	52.9%	53.3%	52.1%
% of FP17s for Band 1 Urgent Courses	17	892	1.9%	9.3%	9.7%	9.2%
% of FP17s Relating to Free Repair or Replacements	20	892	2.2%	0.5%	0.6%	0.7%
% of FP17s Relating to Continuations	2	892	0.2%	0.7%	0.8%	0.8%
% of Patients satisfied with the dentistry they have received	1	2	N/A	93.6%	93.4%	93.4%
% of Patients satisfied with the time they had to wait for an appointment	2	2	N/A	89.3%	86.8%	87.6%

* This is based on patients treated on this contract for their most recent course of treatment. Figures in italics indicate the base number of FP17s or Patient Questionnaire responses are less than 100. N/A is shown where the base number of responses is less than 10 during the period. % is calculated as Quantity/Base number*100

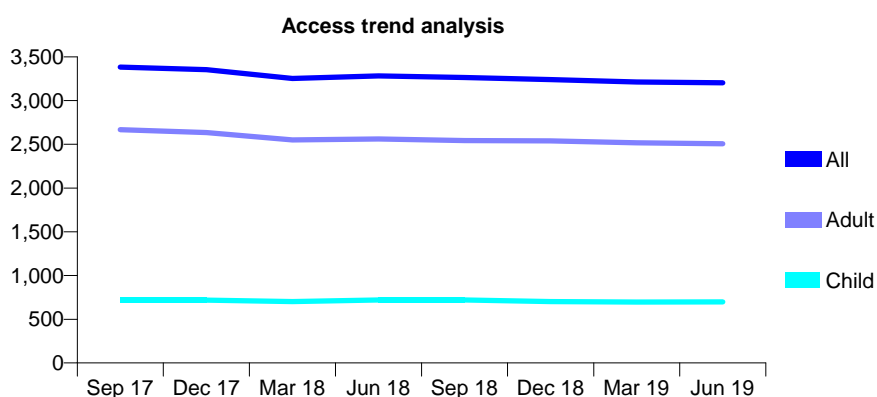
Q68 - Vital Signs At a Glance Contract Report for 680885/0002 - June 2019

Name or company name	MR A JAFARI
Contract type name	GDS Contract
Purpose of contract	General
Contract start date	01/07/2010
Contract end date	

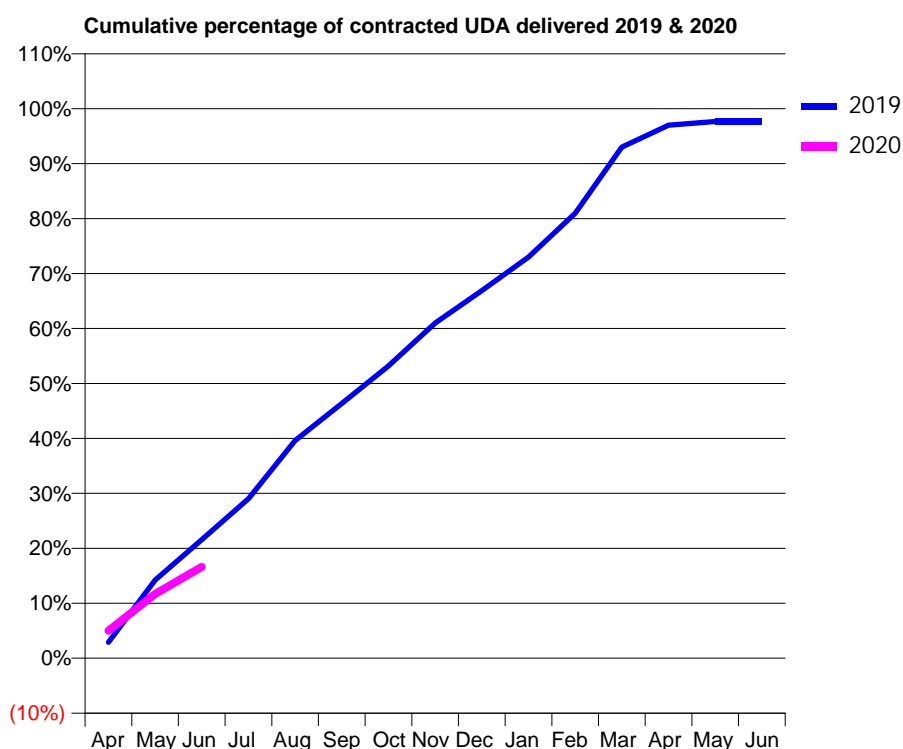
19/20 Contracted general activity (UDA)	9,714
Carry forward general activity (UDA)	0
19/20 Contracted orthodontic activity (UOA)	0
Carry forward orthodontic activity (UOA)	0
Baseline contract value	£267,116.28

ACCESS*

Patients seen in 24 months	Total	Change since previous quarter
Quarter ending June 2018	3,282	
Quarter ending September 2018	3,264	→
Quarter ending December 2018	3,240	→
Quarter ending March 2019	3,213	→
Quarter ending June 2019	3,204	→
Variance since June 2018	(2.4%)	↓



ACTIVITY



Month	2019	2020
April	283	485
May	1,381	1,137
June	2,094	1,614
July	2,818	
August	3,849	
September	4,500	
October	5,168	
November	5,924	
December	6,495	
January	7,090	
February	7,865	
March	9,035	
April	9,422	
May	9,488	
June	9,488	

QUALITY

	Quantity	Base Number	Contract	AT	Region	England
% of FP17s for the same patient ID Re-attending within 3 months - Children	39	235	16.6%	8.9%	10.6%	11.4%
% of FP17s for the same patient ID Re-attending within 3 months - Adults	130	652	19.9%	14.9%	15.2%	15.4%
% of FP17s for the same patient ID Re-attending between 3 & 9 months - Children	99	235	42.1%	61.6%	62.3%	59.8%
% of FP17s for the same patient ID Re-attending between 3 & 9 months - Adults	212	652	32.5%	52.9%	53.3%	52.1%
% of FP17s for Band 1 Urgent Courses	176	707	24.9%	9.3%	9.7%	9.2%
% of FP17s Relating to Free Repair or Replacements	1	707	0.1%	0.5%	0.6%	0.7%
% of FP17s Relating to Continuations	9	707	1.3%	0.7%	0.8%	0.8%
% of Patients satisfied with the dentistry they have received	1	1	N/A	93.6%	93.4%	93.4%
% of Patients satisfied with the time they had to wait for an appointment	1	1	N/A	89.3%	86.8%	87.6%

* This is based on patients treated on this contract for their most recent course of treatment.

Figures in italics indicate the base number of FP17s or Patient Questionnaire responses are less than 100. N/A is shown where the base number of responses is less than 10 during the period. % is calculated as Quantity/Base number*100

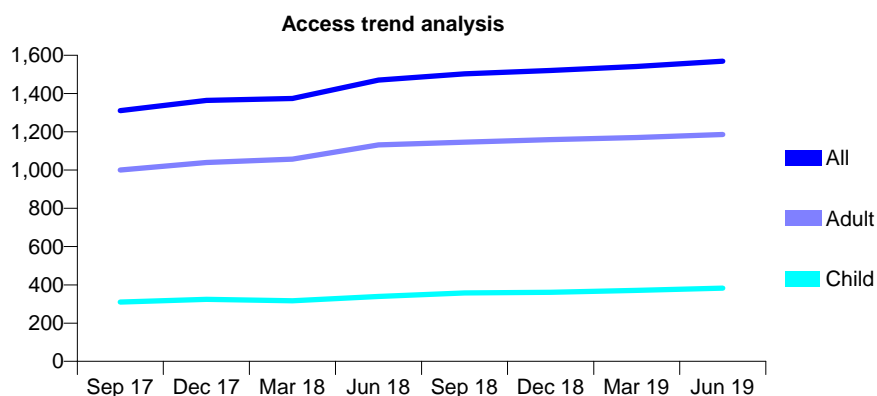
Q68 - Vital Signs At a Glance Contract Report for 680885/0003 - June 2019

Name or company name	MR A JAFARI
Contract type name	GDS Contract
Purpose of contract	General
Contract start date	01/02/2013
Contract end date	

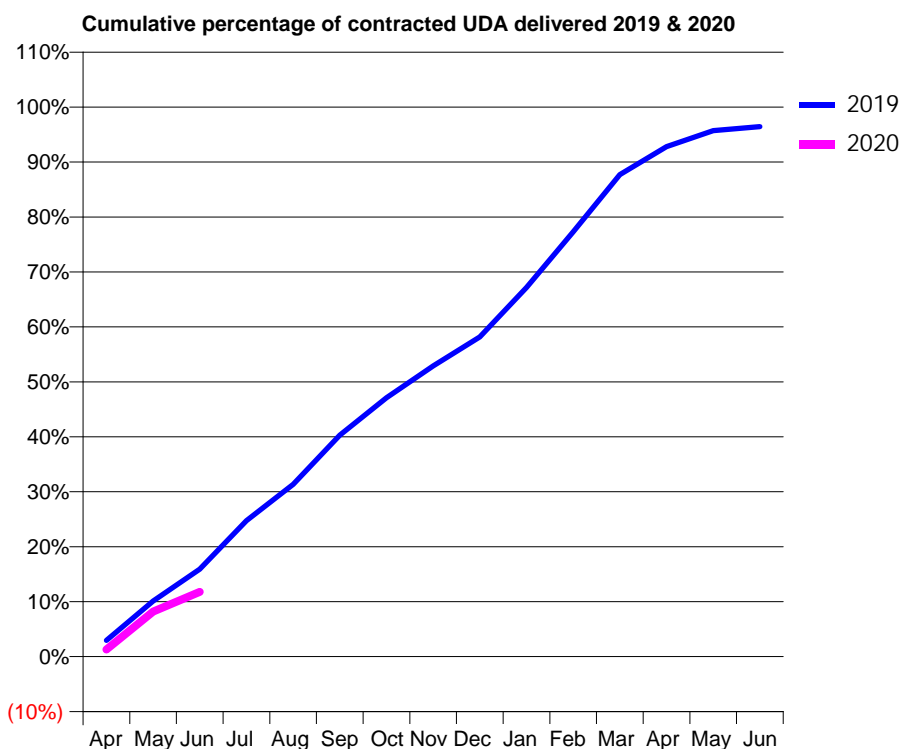
19/20 Contracted general activity (UDA)	5,000
Carry forward general activity (UDA)	0
19/20 Contracted orthodontic activity (UOA)	0
Carry forward orthodontic activity (UOA)	0
Baseline contract value	£133,990.19

ACCESS*

Patients seen in 24 months	Total	Change since previous quarter
Quarter ending June 2018	1,471	
Quarter ending September 2018	1,503	↑
Quarter ending December 2018	1,520	→
Quarter ending March 2019	1,541	→
Quarter ending June 2019	1,569	→
Variance since June 2018	6.7%	↑



ACTIVITY



Month	Adjusted Scheduled Activity (UDA)	
	2019	2020
April	148	65
May	506	410
June	795	590
July	1,237	
August	1,567	
September	2,014	
October	2,356	
November	2,645	
December	2,909	
January	3,358	
February	3,865	
March	4,384	
April	4,640	
May	4,785	
June	4,821	

QUALITY

	Quantity	Base Number	Contract	AT	Region	England
% of FP17s for the same patient ID Re-attending within 3 months - Children	9	114	7.9%	8.9%	10.6%	11.4%
% of FP17s for the same patient ID Re-attending within 3 months - Adults	64	288	22.2%	14.9%	15.2%	15.4%
% of FP17s for the same patient ID Re-attending between 3 & 9 months - Children	41	114	36.0%	61.6%	62.3%	59.8%
% of FP17s for the same patient ID Re-attending between 3 & 9 months - Adults	75	288	26.0%	52.9%	53.3%	52.1%
% of FP17s for Band 1 Urgent Courses	88	289	30.4%	9.3%	9.7%	9.2%
% of FP17s Relating to Free Repair or Replacements	1	289	0.3%	0.5%	0.6%	0.7%
% of FP17s Relating to Continuations	3	289	1.0%	0.7%	0.8%	0.8%
% of Patients satisfied with the dentistry they have received	1	1	N/A	93.6%	93.4%	93.4%
% of Patients satisfied with the time they had to wait for an appointment	1	1	N/A	89.3%	86.8%	87.6%

* This is based on patients treated on this contract for their most recent course of treatment. Figures in italics indicate the base number of FP17s or Patient Questionnaire responses are less than 100. N/A is shown where the base number of responses is less than 10 during the period. % is calculated as Quantity/Base number*100

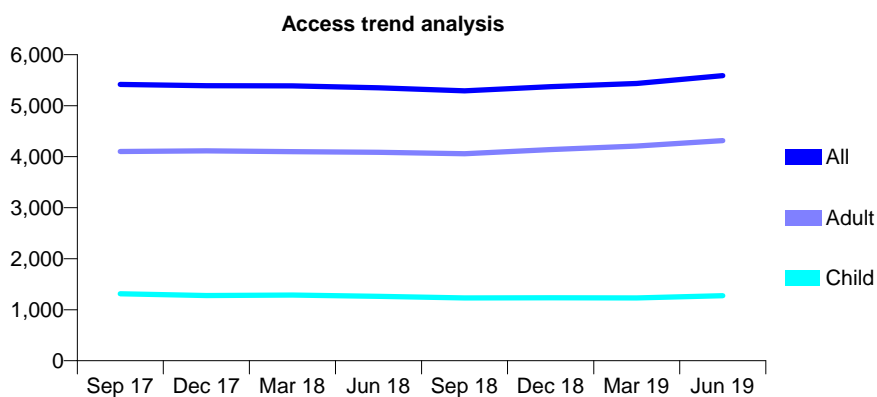
Q68 - Vital Signs At a Glance Contract Report for 680923/0001 - June 2019

Name or company name	MR K AMIRAZODY
Contract type name	GDS Contract
Purpose of contract	General
Contract start date	01/04/2006
Contract end date	

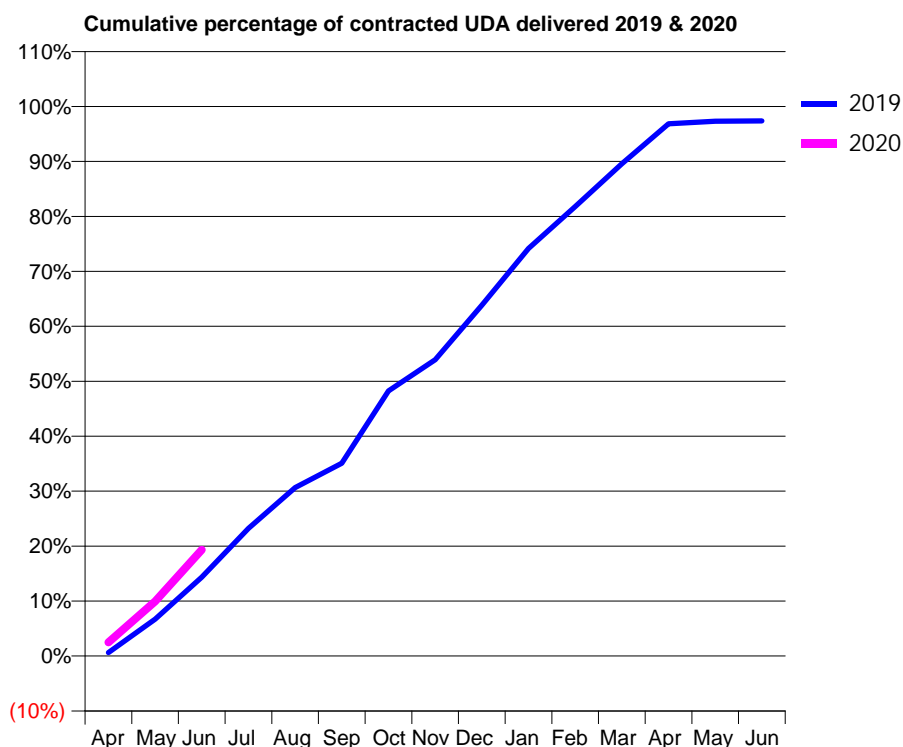
19/20 Contracted general activity (UDA)	15,830
Carry forward general activity (UDA)	0
19/20 Contracted orthodontic activity (UOA)	0
Carry forward orthodontic activity (UOA)	0
Baseline contract value	£457,058.88

ACCESS*

Patients seen in 24 months	Total	Change since previous quarter
Quarter ending June 2018	5,350	
Quarter ending September 2018	5,291	↓
Quarter ending December 2018	5,375	→
Quarter ending March 2019	5,436	→
Quarter ending June 2019	5,589	↑
Variance since June 2018	4.5%	↑



ACTIVITY



Month	Adjusted Scheduled Activity (UDA)	
	2019	2020
April	103	392
May	1,064	1,573
June	2,271	3,061
July	3,677	
August	4,853	
September	5,551	
October	7,639	
November	8,538	
December	10,100	
January	11,739	
February	12,947	
March	14,178	
April	15,330	
May	15,401	
June	15,413	

QUALITY

	Quantity	Base Number	Contract	AT	Region	England
% of FP17s for the same patient ID Re-attending within 3 months - Children	8	408	2.0%	8.9%	10.6%	11.4%
% of FP17s for the same patient ID Re-attending within 3 months - Adults	117	1,312	8.9%	14.9%	15.2%	15.4%
% of FP17s for the same patient ID Re-attending between 3 & 9 months - Children	194	408	47.5%	61.6%	62.3%	59.8%
% of FP17s for the same patient ID Re-attending between 3 & 9 months - Adults	647	1,312	49.3%	52.9%	53.3%	52.1%
% of FP17s for Band 1 Urgent Courses	11	1,312	0.8%	9.3%	9.7%	9.2%
% of FP17s Relating to Free Repair or Replacements	7	1,312	0.5%	0.5%	0.6%	0.7%
% of FP17s Relating to Continuations	2	1,312	0.2%	0.7%	0.8%	0.8%
% of Patients satisfied with the dentistry they have received	0	0	N/A	93.6%	93.4%	93.4%
% of Patients satisfied with the time they had to wait for an appointment	0	0	N/A	89.3%	86.8%	87.6%

* This is based on patients treated on this contract for their most recent course of treatment. Figures in italics indicate the base number of FP17s or Patient Questionnaire responses are less than 100. N/A is shown where the base number of responses is less than 10 during the period. % is calculated as Quantity/Base number*100

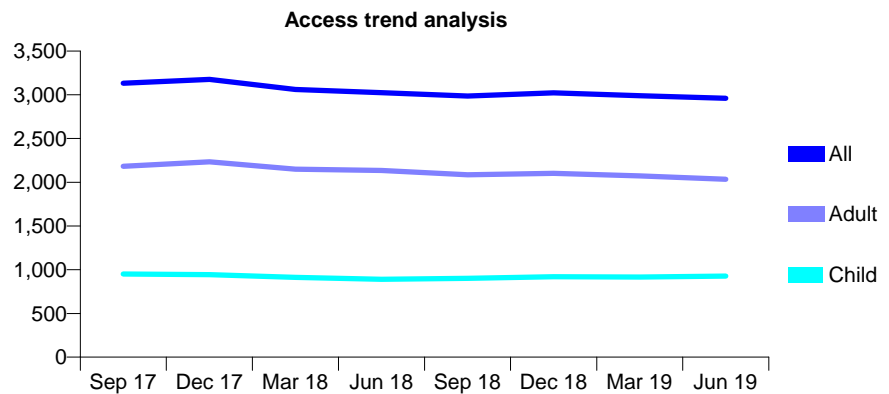
Q68 - Vital Signs At a Glance Contract Report for 681881/0001 - June 2019

Name or company name	MR S YOURD SHAHYAN
Contract type name	GDS Contract
Purpose of contract	General
Contract start date	01/04/2006
Contract end date	

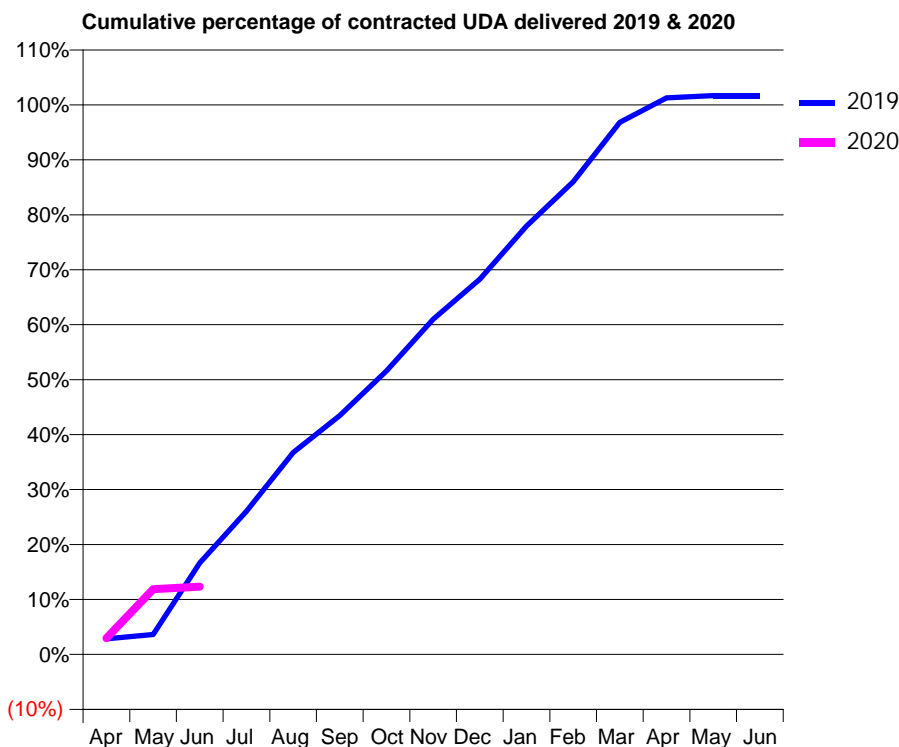
19/20 Contracted general activity (UDA)	8,170
Carry forward general activity (UDA)	0
19/20 Contracted orthodontic activity (UOA)	0
Carry forward orthodontic activity (UOA)	0
Baseline contract value	£258,672.63

ACCESS*

Patients seen in 24 months	Total	Change since previous quarter
Quarter ending June 2018	3,024	
Quarter ending September 2018	2,986	↓
Quarter ending December 2018	3,022	→
Quarter ending March 2019	2,990	↓
Quarter ending June 2019	2,960	↓
Variance since June 2018	(2.1%)	↓



ACTIVITY



Month	2019	2020
April	233	244
May	296	970
June	1,359	1,007
July	2,128	
August	3,000	
September	3,552	
October	4,214	
November	4,983	
December	5,578	
January	6,367	
February	7,027	
March	7,910	
April	8,274	
May	8,308	
June	8,308	

QUALITY

	Quantity	Base Number	Contract	AT	Region	England
% of FP17s for the same patient ID Re-attending within 3 months - Children	11	219	5.0%	8.9%	10.6%	11.4%
% of FP17s for the same patient ID Re-attending within 3 months - Adults	34	382	8.9%	14.9%	15.2%	15.4%
% of FP17s for the same patient ID Re-attending between 3 & 9 months - Children	116	219	53.0%	61.6%	62.3%	59.8%
% of FP17s for the same patient ID Re-attending between 3 & 9 months - Adults	170	382	44.5%	52.9%	53.3%	52.1%
% of FP17s for Band 1 Urgent Courses	27	448	6.0%	9.3%	9.7%	9.2%
% of FP17s Relating to Free Repair or Replacements	0	448	0.0%	0.5%	0.6%	0.7%
% of FP17s Relating to Continuations	0	448	0.0%	0.7%	0.8%	0.8%
% of Patients satisfied with the dentistry they have received	0	1	N/A	93.6%	93.4%	93.4%
% of Patients satisfied with the time they had to wait for an appointment	0	1	N/A	89.3%	86.8%	87.6%

* This is based on patients treated on this contract for their most recent course of treatment. Figures in italics indicate the base number of FP17s or Patient Questionnaire responses are less than 100. N/A is shown where the base number of responses is less than 10 during the period. % is calculated as Quantity/Base number*100

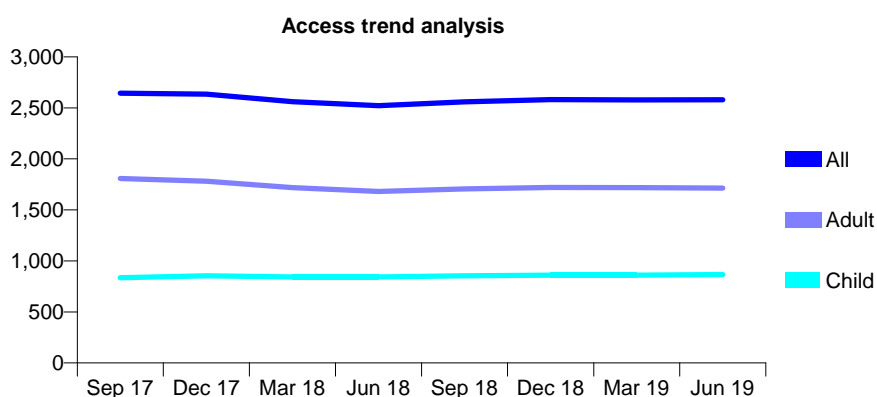
Q68 - Vital Signs At a Glance Contract Report for 683736/0001 - June 2019

Name or company name	MRS A RAHIM
Contract type name	GDS Contract
Purpose of contract	General
Contract start date	01/03/2008
Contract end date	

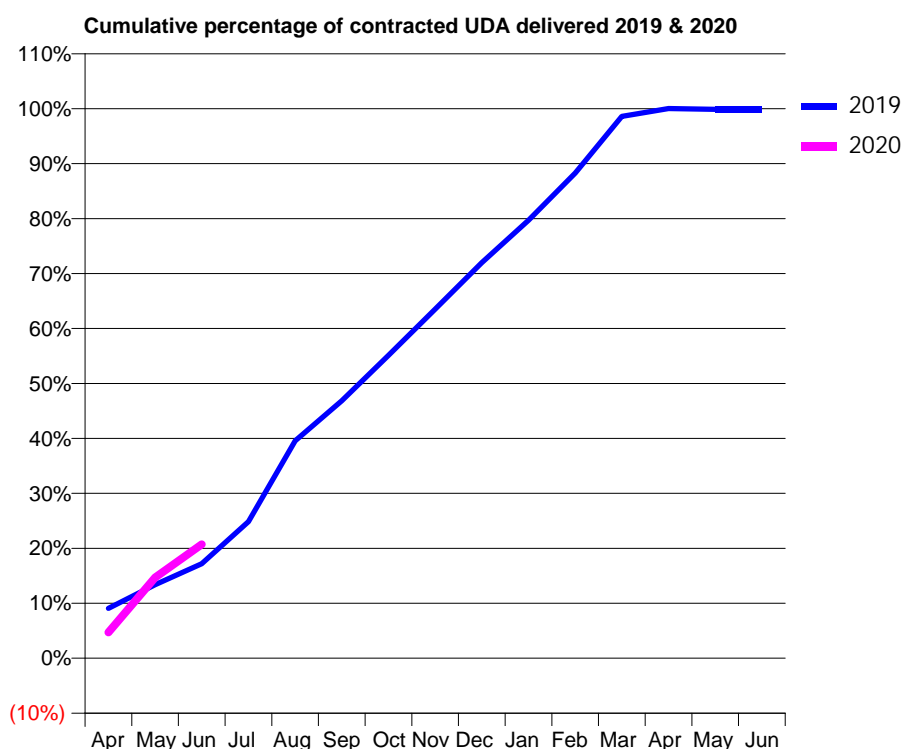
19/20 Contracted general activity (UDA)	6,800
Carry forward general activity (UDA)	0
19/20 Contracted orthodontic activity (UOA)	0
Carry forward orthodontic activity (UOA)	0
Baseline contract value	£169,846.26

ACCESS*

Patients seen in 24 months	Total	Change since previous quarter
Quarter ending June 2018	2,522	
Quarter ending September 2018	2,559	→
Quarter ending December 2018	2,581	→
Quarter ending March 2019	2,579	→
Quarter ending June 2019	2,580	→
Variance since June 2018	2.3%	↑



ACTIVITY



Month	2019	2020
April	616	321
May	910	999
June	1,170	1,408
July	1,690	
August	2,690	
September	3,186	
October	3,748	
November	4,319	
December	4,894	
January	5,419	
February	6,004	
March	6,703	
April	6,801	
May	6,791	
June	6,791	

QUALITY

	Quantity	Base Number	Contract	AT	Region	England
% of FP17s for the same patient ID Re-attending within 3 months - Children	26	319	8.2%	8.9%	10.6%	11.4%
% of FP17s for the same patient ID Re-attending within 3 months - Adults	78	602	13.0%	14.9%	15.2%	15.4%
% of FP17s for the same patient ID Re-attending between 3 & 9 months - Children	216	319	67.7%	61.6%	62.3%	59.8%
% of FP17s for the same patient ID Re-attending between 3 & 9 months - Adults	378	602	62.8%	52.9%	53.3%	52.1%
% of FP17s for Band 1 Urgent Courses	79	849	9.3%	9.3%	9.7%	9.2%
% of FP17s Relating to Free Repair or Replacements	3	849	0.4%	0.5%	0.6%	0.7%
% of FP17s Relating to Continuations	1	849	0.1%	0.7%	0.8%	0.8%
% of Patients satisfied with the dentistry they have received	1	1	N/A	93.6%	93.4%	93.4%
% of Patients satisfied with the time they had to wait for an appointment	1	1	N/A	89.3%	86.8%	87.6%

* This is based on patients treated on this contract for their most recent course of treatment.

Figures in italics indicate the base number of FP17s or Patient Questionnaire responses are less than 100. N/A is shown where the base number of responses is less than 10 during the period. % is calculated as Quantity/Base number*100

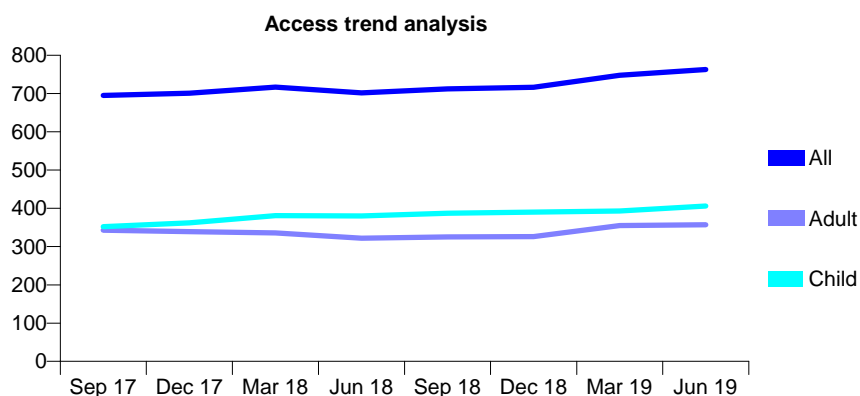
Q68 - Vital Signs At a Glance Contract Report for 684112/0001 - June 2019

Name or company name	MR TS SOOSAIPILLAI
Contract type name	GDS Contract
Purpose of contract	General
Contract start date	01/04/2006
Contract end date	

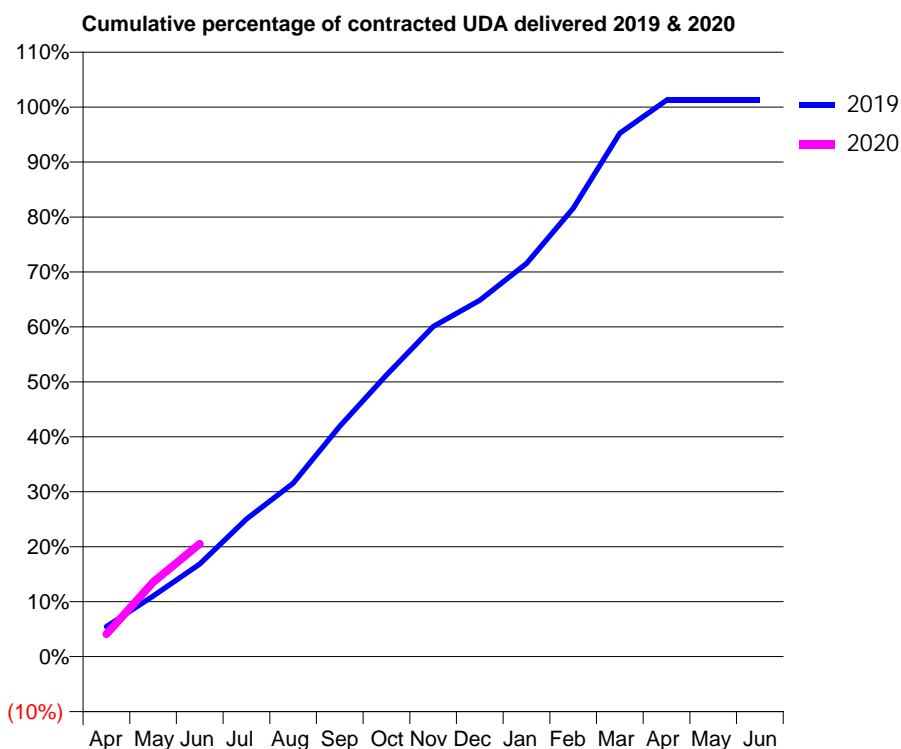
19/20 Contracted general activity (UDA)	1,978
Carry forward general activity (UDA)	0
19/20 Contracted orthodontic activity (UOA)	0
Carry forward orthodontic activity (UOA)	0
Baseline contract value	£47,678.02

ACCESS*

Patients seen in 24 months	Total	Change since previous quarter
Quarter ending June 2018	702	
Quarter ending September 2018	712	→
Quarter ending December 2018	716	→
Quarter ending March 2019	748	↑
Quarter ending June 2019	763	↑
Variance since June 2018	8.7%	↑



ACTIVITY



Month	Adjusted Scheduled Activity (UDA)	
	2019	2020
April	108	81
May	218	268
June	333	406
July	495	
August	624	
September	829	
October	1,013	
November	1,188	
December	1,282	
January	1,415	
February	1,614	
March	1,884	
April	2,003	
May	2,003	
June	2,003	

QUALITY

	Quantity	Base Number	Contract	AT	Region	England
% of FP17s for the same patient ID Re-attending within 3 months - Children	21	209	10.0%	8.9%	10.6%	11.4%
% of FP17s for the same patient ID Re-attending within 3 months - Adults	3	130	2.3%	14.9%	15.2%	15.4%
% of FP17s for the same patient ID Re-attending between 3 & 9 months - Children	158	209	75.6%	61.6%	62.3%	59.8%
% of FP17s for the same patient ID Re-attending between 3 & 9 months - Adults	85	130	65.4%	52.9%	53.3%	52.1%
% of FP17s for Band 1 Urgent Courses	0	269	0.0%	9.3%	9.7%	9.2%
% of FP17s Relating to Free Repair or Replacements	0	269	0.0%	0.5%	0.6%	0.7%
% of FP17s Relating to Continuations	0	269	0.0%	0.7%	0.8%	0.8%
% of Patients satisfied with the dentistry they have received	0	0	N/A	93.6%	93.4%	93.4%
% of Patients satisfied with the time they had to wait for an appointment	0	0	N/A	89.3%	86.8%	87.6%

* This is based on patients treated on this contract for their most recent course of treatment. Figures in italics indicate the base number of FP17s or Patient Questionnaire responses are less than 100. N/A is shown where the base number of responses is less than 10 during the period. % is calculated as Quantity/Base number*100

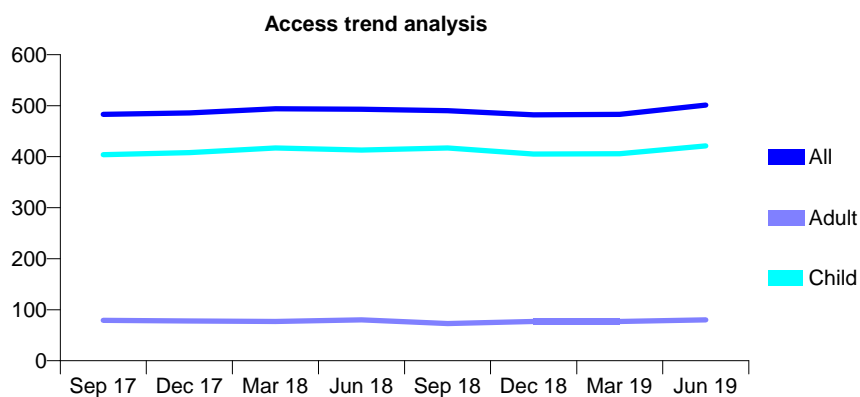
Q68 - Vital Signs At a Glance Contract Report for 688746/0001 - June 2019

Name or company name	MR G KHEDUN
Contract type name	GDS Contract
Purpose of contract	General
Contract start date	18/09/2008
Contract end date	

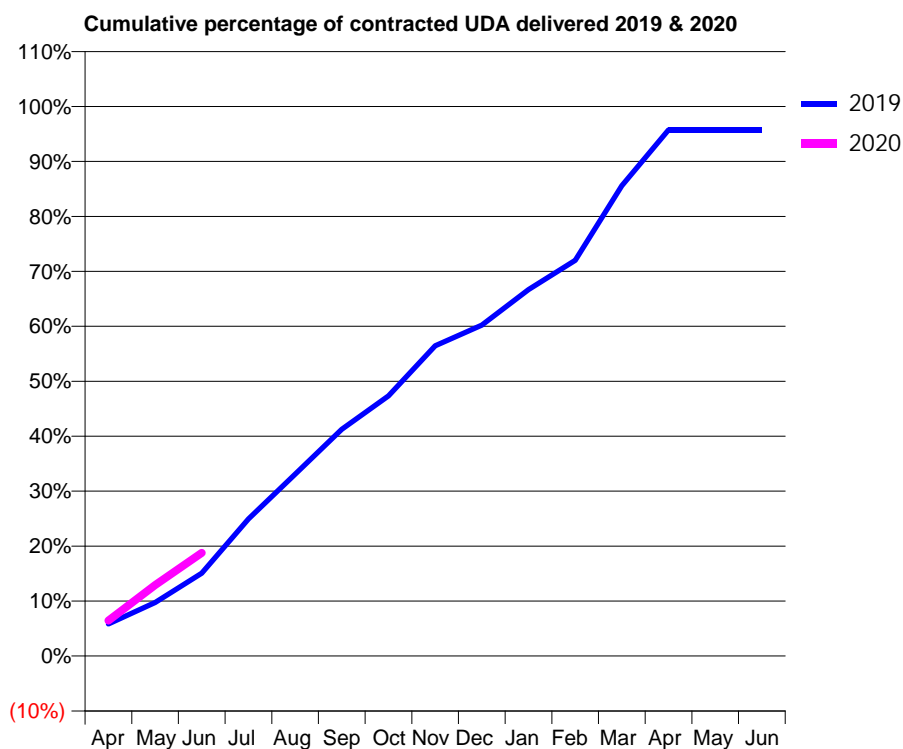
19/20 Contracted general activity (UDA)	822
Carry forward general activity (UDA)	0
19/20 Contracted orthodontic activity (UOA)	0
Carry forward orthodontic activity (UOA)	0
Baseline contract value	£19,614.46

ACCESS*

Patients seen in 24 months	Total	Change since previous quarter
Quarter ending June 2018	493	
Quarter ending September 2018	490	→
Quarter ending December 2018	482	↓
Quarter ending March 2019	483	→
Quarter ending June 2019	501	↑
Variance since June 2018	1.6%	→



ACTIVITY



Month	Adjusted Scheduled Activity (UDA)	
	2019	2020
April	48	53
May	80	106
June	124	154
July	205	
August	272	
September	339	
October	389	
November	464	
December	495	
January	548	
February	592	
March	703	
April	787	
May	787	
June	787	

QUALITY

	Quantity	Base Number	Contract	AT	Region	England
% of FP17s for the same patient ID Re-attending within 3 months - Children	6	184	3.3%	8.9%	10.6%	11.4%
% of FP17s for the same patient ID Re-attending within 3 months - Adults	1	13	7.7%	14.9%	15.2%	15.4%
% of FP17s for the same patient ID Re-attending between 3 & 9 months - Children	106	184	57.6%	61.6%	62.3%	59.8%
% of FP17s for the same patient ID Re-attending between 3 & 9 months - Adults	6	13	46.2%	52.9%	53.3%	52.1%
% of FP17s for Band 1 Urgent Courses	1	132	0.8%	9.3%	9.7%	9.2%
% of FP17s Relating to Free Repair or Replacements	0	132	0.0%	0.5%	0.6%	0.7%
% of FP17s Relating to Continuations	0	132	0.0%	0.7%	0.8%	0.8%
% of Patients satisfied with the dentistry they have received	0	0	N/A	93.6%	93.4%	93.4%
% of Patients satisfied with the time they had to wait for an appointment	0	0	N/A	89.3%	86.8%	87.6%

* This is based on patients treated on this contract for their most recent course of treatment. Figures in italics indicate the base number of FP17s or Patient Questionnaire responses are less than 100. N/A is shown where the base number of responses is less than 10 during the period. % is calculated as Quantity/Base number*100

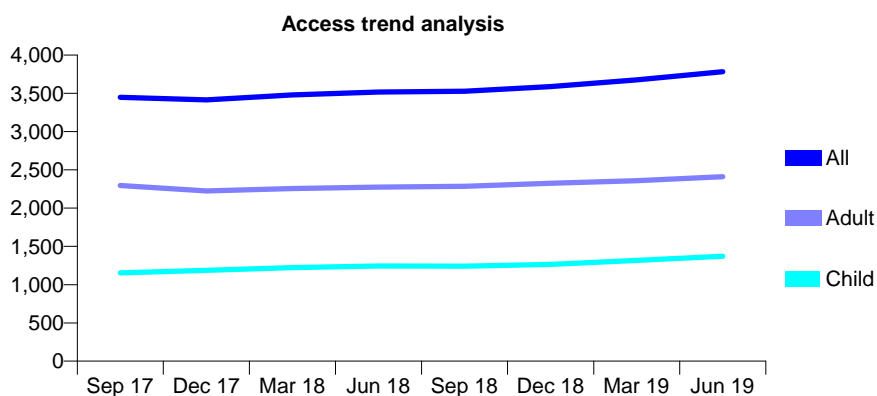
Q68 - Vital Signs At a Glance Contract Report for 689416/0002 - June 2019

Name or company name	MR MB PATEL
Contract type name	GDS Contract
Purpose of contract	General
Contract start date	19/09/2008
Contract end date	

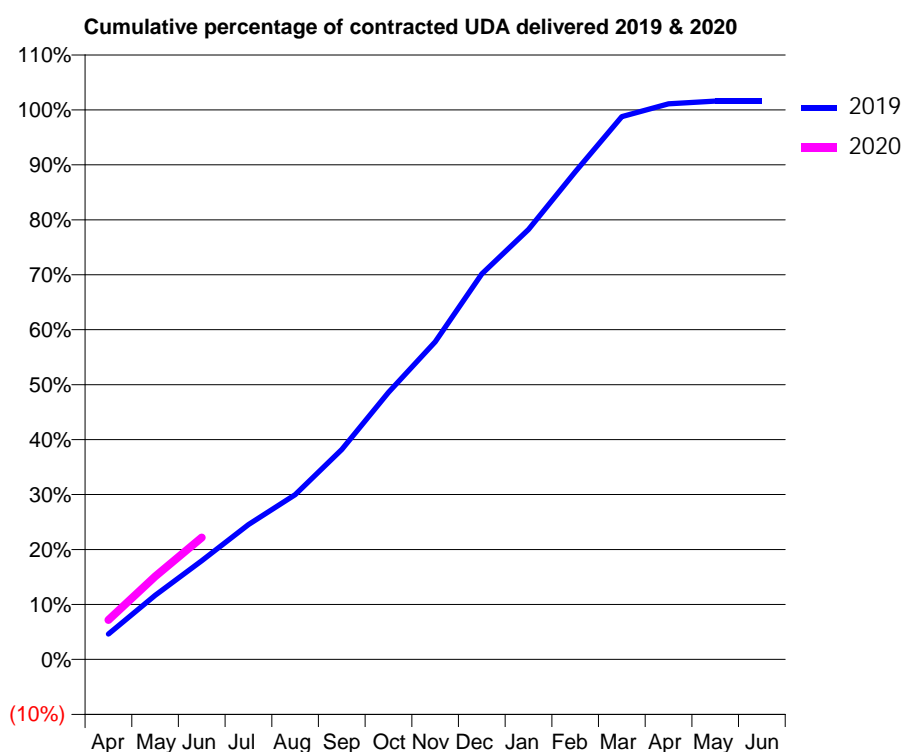
19/20 Contracted general activity (UDA)	9,500
Carry forward general activity (UDA)	0
19/20 Contracted orthodontic activity (UOA)	0
Carry forward orthodontic activity (UOA)	0
Baseline contract value	£250,870.70

ACCESS*

Patients seen in 24 months	Total	Change since previous quarter
Quarter ending June 2018	3,517	
Quarter ending September 2018	3,526	→
Quarter ending December 2018	3,588	→
Quarter ending March 2019	3,675	↑
Quarter ending June 2019	3,783	↑
Variance since June 2018	7.6%	↑



ACTIVITY



Month	Adjusted Scheduled Activity (UDA)	
	2019	2020
April	439	682
May	1,109	1,434
June	1,708	2,106
July	2,332	
August	2,848	
September	3,628	
October	4,617	
November	5,491	
December	6,663	
January	7,432	
February	8,429	
March	9,385	
April	9,604	
May	9,651	
June	9,651	

QUALITY

	Quantity	Base Number	Contract	AT	Region	England
% of FP17s for the same patient ID Re-attending within 3 months - Children	24	473	5.1%	8.9%	10.6%	11.4%
% of FP17s for the same patient ID Re-attending within 3 months - Adults	56	616	9.1%	14.9%	15.2%	15.4%
% of FP17s for the same patient ID Re-attending between 3 & 9 months - Children	258	473	54.5%	61.6%	62.3%	59.8%
% of FP17s for the same patient ID Re-attending between 3 & 9 months - Adults	269	616	43.7%	52.9%	53.3%	52.1%
% of FP17s for Band 1 Urgent Courses	63	947	6.7%	9.3%	9.7%	9.2%
% of FP17s Relating to Free Repair or Replacements	3	947	0.3%	0.5%	0.6%	0.7%
% of FP17s Relating to Continuations	4	947	0.4%	0.7%	0.8%	0.8%
% of Patients satisfied with the dentistry they have received	0	0	N/A	93.6%	93.4%	93.4%
% of Patients satisfied with the time they had to wait for an appointment	0	0	N/A	89.3%	86.8%	87.6%

* This is based on patients treated on this contract for their most recent course of treatment. Figures in italics indicate the base number of FP17s or Patient Questionnaire responses are less than 100. N/A is shown where the base number of responses is less than 10 during the period. % is calculated as Quantity/Base number*100

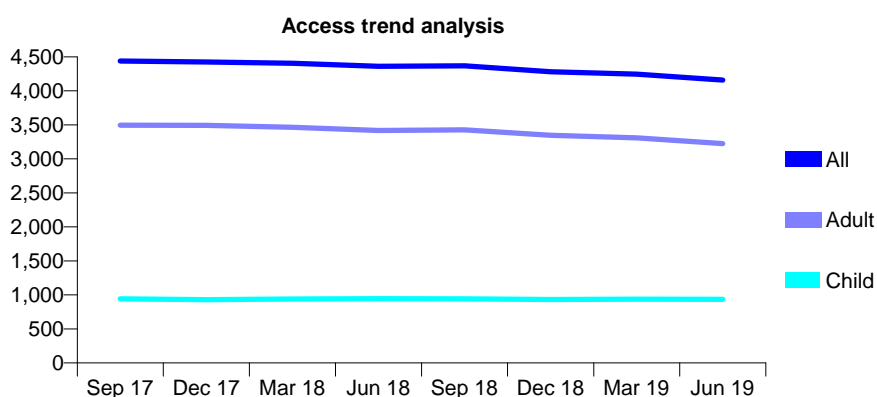
Q68 - Vital Signs At a Glance Contract Report for 692026/0001 - June 2019

Name or company name	MR LE TOLEFE
Contract type name	GDS Contract
Purpose of contract	General
Contract start date	07/09/2007
Contract end date	

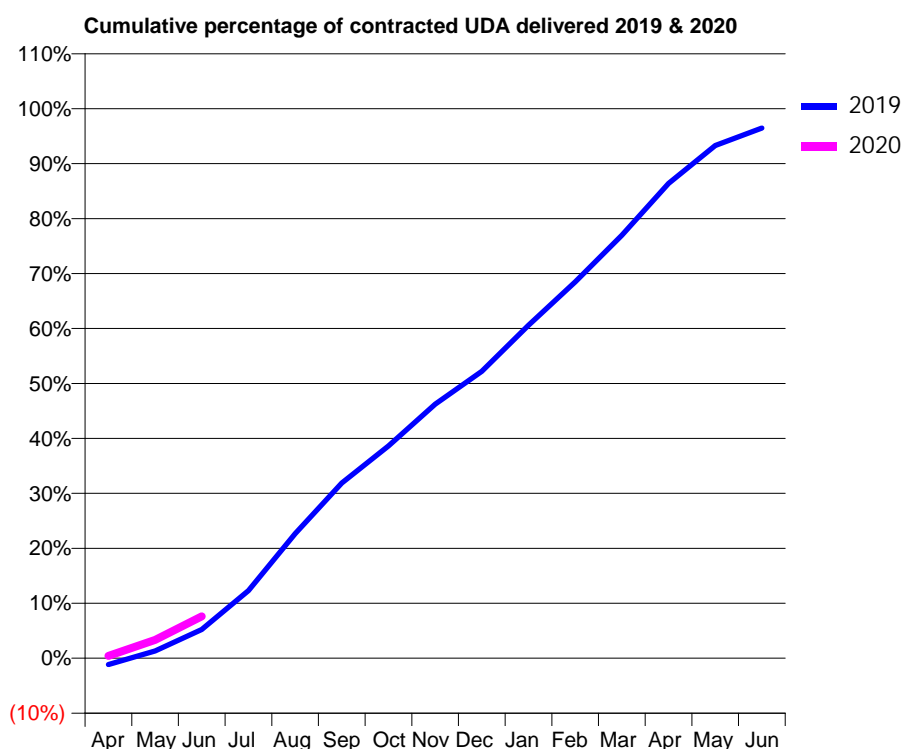
19/20 Contracted general activity (UDA)	11,800
Carry forward general activity (UDA)	0
19/20 Contracted orthodontic activity (UOA)	0
Carry forward orthodontic activity (UOA)	0
Baseline contract value	£301,283.62

ACCESS*

Patients seen in 24 months	Total	Change since previous quarter
Quarter ending June 2018	4,362	
Quarter ending September 2018	4,368	→
Quarter ending December 2018	4,281	↓
Quarter ending March 2019	4,246	→
Quarter ending June 2019	4,159	↓
Variance since June 2018	(4.7%)	↓



ACTIVITY



Month	2019	2020
April	-140	49
May	157	393
June	616	900
July	1,453	
August	2,675	
September	3,762	
October	4,557	
November	5,457	
December	6,160	
January	7,149	
February	8,081	
March	9,082	
April	10,193	
May	11,009	
June	11,384	

QUALITY

	Quantity	Base Number	Contract	AT	Region	England
% of FP17s for the same patient ID Re-attending within 3 months - Children	22	319	6.9%	8.9%	10.6%	11.4%
% of FP17s for the same patient ID Re-attending within 3 months - Adults	177	1,286	13.8%	14.9%	15.2%	15.4%
% of FP17s for the same patient ID Re-attending between 3 & 9 months - Children	172	319	53.9%	61.6%	62.3%	59.8%
% of FP17s for the same patient ID Re-attending between 3 & 9 months - Adults	810	1,286	63.0%	52.9%	53.3%	52.1%
% of FP17s for Band 1 Urgent Courses	27	485	5.6%	9.3%	9.7%	9.2%
% of FP17s Relating to Free Repair or Replacements	3	485	0.6%	0.5%	0.6%	0.7%
% of FP17s Relating to Continuations	5	485	1.0%	0.7%	0.8%	0.8%
% of Patients satisfied with the dentistry they have received	5	6	N/A	93.6%	93.4%	93.4%
% of Patients satisfied with the time they had to wait for an appointment	5	6	N/A	89.3%	86.8%	87.6%

* This is based on patients treated on this contract for their most recent course of treatment.

Figures in italics indicate the base number of FP17s or Patient Questionnaire responses are less than 100. N/A is shown where the base number of responses is less than 10 during the period. % is calculated as Quantity/Base number*100

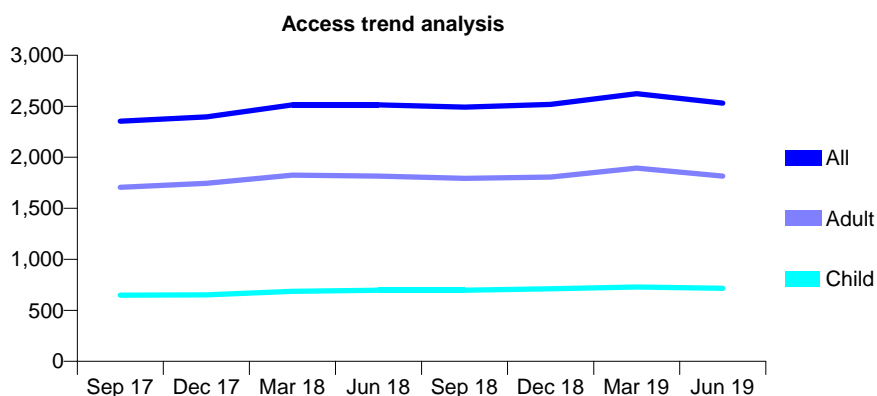
Q68 - Vital Signs At a Glance Contract Report for 694967/0001 - June 2019

Name or company name	MR ND MAHANI
Contract type name	GDS Contract
Purpose of contract	General
Contract start date	01/07/2008
Contract end date	

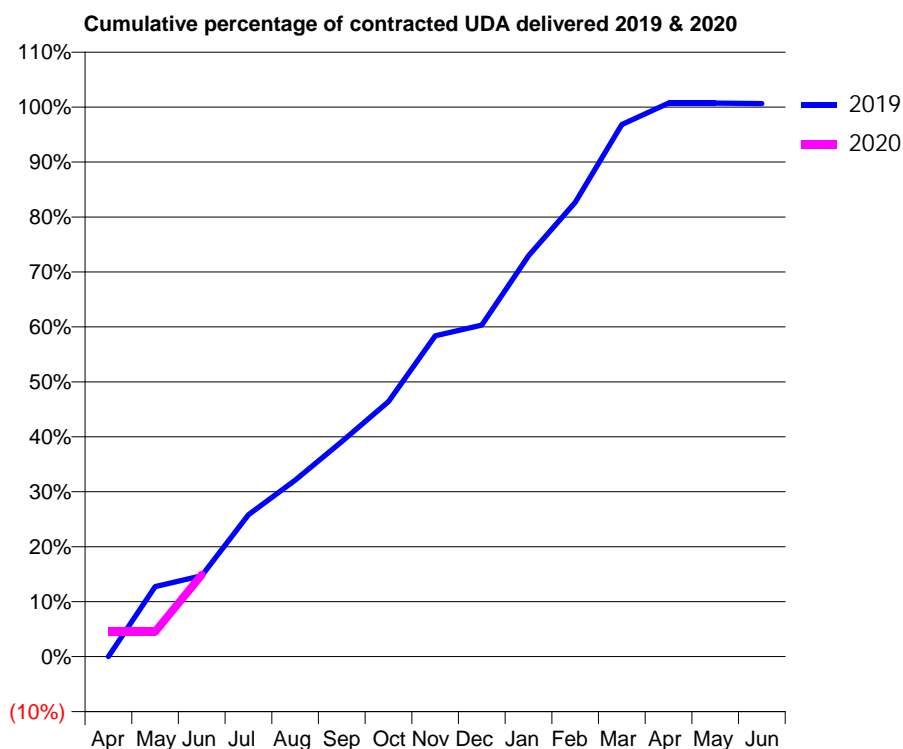
19/20 Contracted general activity (UDA)	5,878
Carry forward general activity (UDA)	0
19/20 Contracted orthodontic activity (UOA)	0
Carry forward orthodontic activity (UOA)	0
Baseline contract value	£152,724.79

ACCESS*

Patients seen in 24 months	Total	Change since previous quarter
Quarter ending June 2018	2,513	
Quarter ending September 2018	2,492	→
Quarter ending December 2018	2,518	→
Quarter ending March 2019	2,623	↑
Quarter ending June 2019	2,532	↓
Variance since June 2018	0.8%	→



ACTIVITY



Month	Adjusted Scheduled Activity (UDA)	
	2019	2020
April	0	266
May	749	266
June	866	876
July	1,518	
August	1,888	
September	2,301	
October	2,728	
November	3,431	
December	3,545	
January	4,287	
February	4,859	
March	5,691	
April	5,920	
May	5,920	
June	5,914	

QUALITY

	Quantity	Base Number	Contract	AT	Region	England
% of FP17s for the same patient ID Re-attending within 3 months - Children	11	211	5.2%	8.9%	10.6%	11.4%
% of FP17s for the same patient ID Re-attending within 3 months - Adults	58	471	12.3%	14.9%	15.2%	15.4%
% of FP17s for the same patient ID Re-attending between 3 & 9 months - Children	163	211	77.3%	61.6%	62.3%	59.8%
% of FP17s for the same patient ID Re-attending between 3 & 9 months - Adults	312	471	66.2%	52.9%	53.3%	52.1%
% of FP17s for Band 1 Urgent Courses	49	552	8.9%	9.3%	9.7%	9.2%
% of FP17s Relating to Free Repair or Replacements	1	552	0.2%	0.5%	0.6%	0.7%
% of FP17s Relating to Continuations	2	552	0.4%	0.7%	0.8%	0.8%
% of Patients satisfied with the dentistry they have received	0	0	N/A	93.6%	93.4%	93.4%
% of Patients satisfied with the time they had to wait for an appointment	0	0	N/A	89.3%	86.8%	87.6%

* This is based on patients treated on this contract for their most recent course of treatment. Figures in italics indicate the base number of FP17s or Patient Questionnaire responses are less than 100. N/A is shown where the base number of responses is less than 10 during the period. % is calculated as Quantity/Base number*100

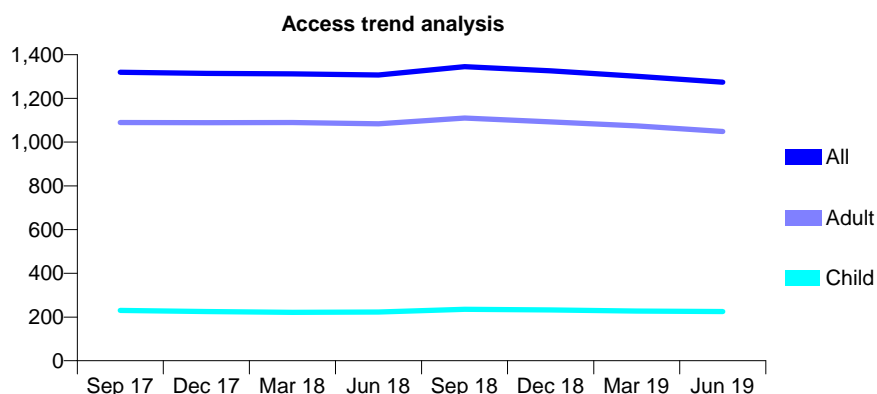
Q68 - Vital Signs At a Glance Contract Report for 695084/0002 - June 2019

Name or company name	MS JJ WOJTASIEWICZ-SKOLMOWSKA
Contract type name	GDS Contract
Purpose of contract	General
Contract start date	01/04/2008
Contract end date	

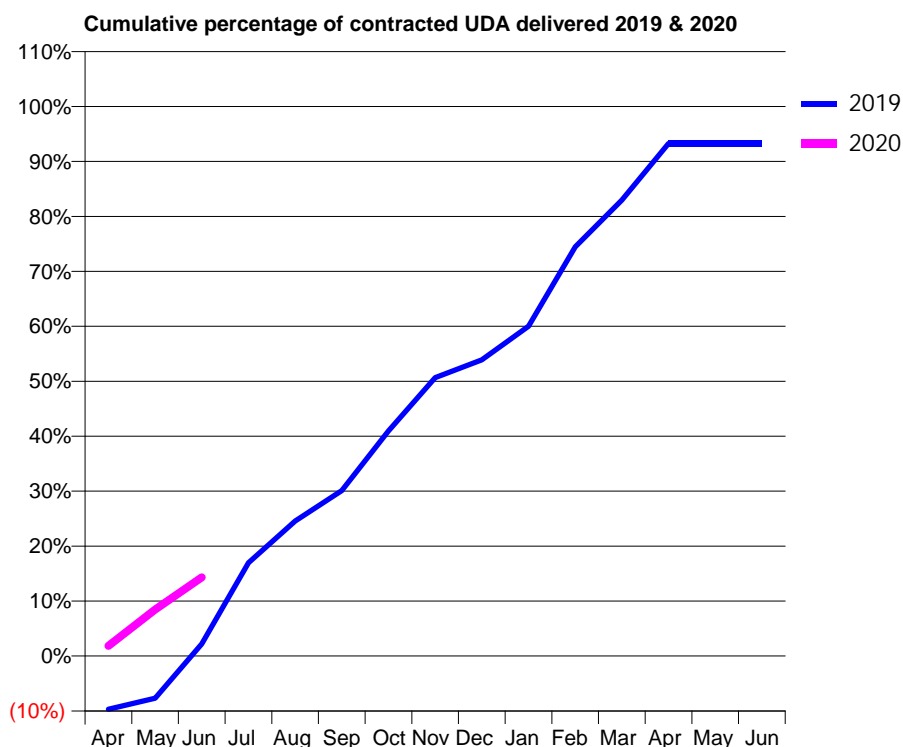
19/20 Contracted general activity (UDA)	6,029
Carry forward general activity (UDA)	0
19/20 Contracted orthodontic activity (UOA)	0
Carry forward orthodontic activity (UOA)	0
Baseline contract value	£140,646.09

ACCESS*

Patients seen in 24 months	Total	Change since previous quarter
Quarter ending June 2018	1,307	
Quarter ending September 2018	1,345	↑
Quarter ending December 2018	1,326	↓
Quarter ending March 2019	1,301	↓
Quarter ending June 2019	1,274	↓
Variance since June 2018	(2.5%)	↓



ACTIVITY



Month	Adjusted Scheduled Activity (UDA)	
	2019	2020
April	-585	112
May	-465	509
June	132	863
July	1,024	
August	1,481	
September	1,814	
October	2,468	
November	3,055	
December	3,248	
January	3,618	
February	4,488	
March	5,001	
April	5,623	
May	5,624	
June	5,624	

QUALITY

	Quantity	Base Number	Contract	AT	Region	England
% of FP17s for the same patient ID Re-attending within 3 months - Children	3	77	3.9%	8.9%	10.6%	11.4%
% of FP17s for the same patient ID Re-attending within 3 months - Adults	121	464	26.1%	14.9%	15.2%	15.4%
% of FP17s for the same patient ID Re-attending between 3 & 9 months - Children	43	77	55.8%	61.6%	62.3%	59.8%
% of FP17s for the same patient ID Re-attending between 3 & 9 months - Adults	217	464	46.8%	52.9%	53.3%	52.1%
% of FP17s for Band 1 Urgent Courses	46	359	12.8%	9.3%	9.7%	9.2%
% of FP17s Relating to Free Repair or Replacements	10	359	2.8%	0.5%	0.6%	0.7%
% of FP17s Relating to Continuations	4	359	1.1%	0.7%	0.8%	0.8%
% of Patients satisfied with the dentistry they have received	0	0	N/A	93.6%	93.4%	93.4%
% of Patients satisfied with the time they had to wait for an appointment	0	0	N/A	89.3%	86.8%	87.6%

* This is based on patients treated on this contract for their most recent course of treatment. Figures in italics indicate the base number of FP17s or Patient Questionnaire responses are less than 100. N/A is shown where the base number of responses is less than 10 during the period. % is calculated as Quantity/Base number*100

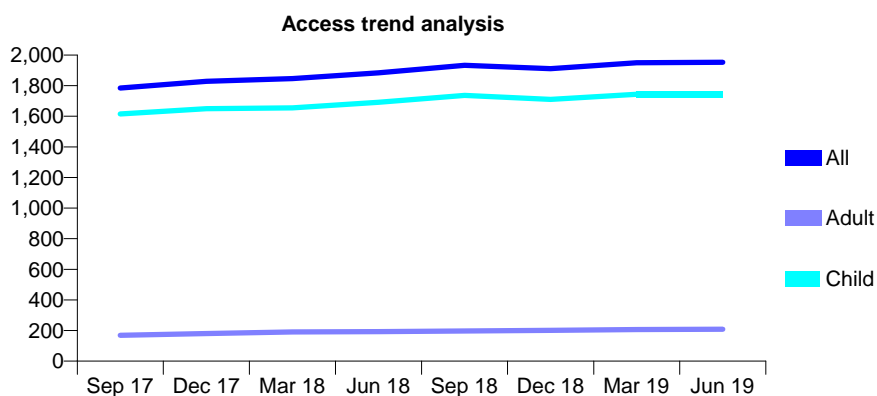
Q68 - Vital Signs At a Glance Contract Report for 723878/0002 - June 2019

Name or company name	MRS JM HATTON
Contract type name	GDS Contract
Purpose of contract	General
Contract start date	01/11/2010
Contract end date	

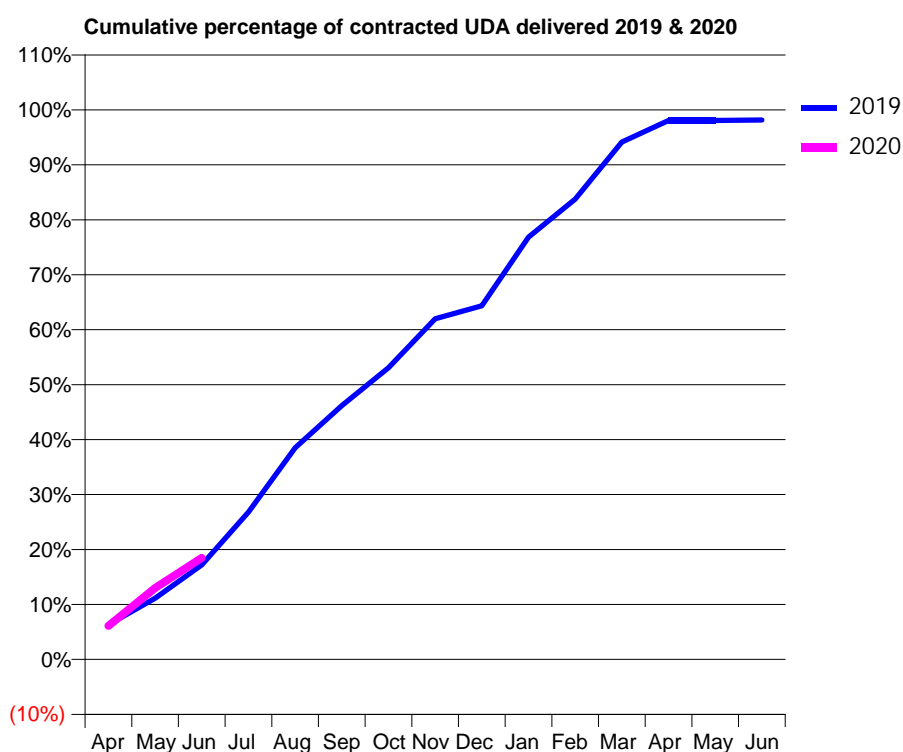
19/20 Contracted general activity (UDA)	4,000
Carry forward general activity (UDA)	0
19/20 Contracted orthodontic activity (UOA)	0
Carry forward orthodontic activity (UOA)	0
Baseline contract value	£92,005.84

ACCESS*

Patients seen in 24 months	Total	Change since previous quarter
Quarter ending June 2018	1,884	
Quarter ending September 2018	1,933	↑
Quarter ending December 2018	1,911	↓
Quarter ending March 2019	1,950	↑
Quarter ending June 2019	1,953	→
Variance since June 2018	3.7%	↑



ACTIVITY



Month	2019	2020
April	252	244
May	446	519
June	688	739
July	1,072	
August	1,541	
September	1,847	
October	2,124	
November	2,480	
December	2,574	
January	3,073	
February	3,350	
March	3,766	
April	3,923	
May	3,923	
June	3,926	

QUALITY

	Quantity	Base Number	Contract	AT	Region	England
% of FP17s for the same patient ID Re-attending within 3 months - Children	48	638	7.5%	8.9%	10.6%	11.4%
% of FP17s for the same patient ID Re-attending within 3 months - Adults	3	28	10.7%	14.9%	15.2%	15.4%
% of FP17s for the same patient ID Re-attending between 3 & 9 months - Children	412	638	64.6%	61.6%	62.3%	59.8%
% of FP17s for the same patient ID Re-attending between 3 & 9 months - Adults	16	28	57.1%	52.9%	53.3%	52.1%
% of FP17s for Band 1 Urgent Courses	14	570	2.5%	9.3%	9.7%	9.2%
% of FP17s Relating to Free Repair or Replacements	0	570	0.0%	0.5%	0.6%	0.7%
% of FP17s Relating to Continuations	0	570	0.0%	0.7%	0.8%	0.8%
% of Patients satisfied with the dentistry they have received	0	0	N/A	93.6%	93.4%	93.4%
% of Patients satisfied with the time they had to wait for an appointment	0	0	N/A	89.3%	86.8%	87.6%

* This is based on patients treated on this contract for their most recent course of treatment. Figures in italics indicate the base number of FP17s or Patient Questionnaire responses are less than 100. N/A is shown where the base number of responses is less than 10 during the period. % is calculated as Quantity/Base number*100

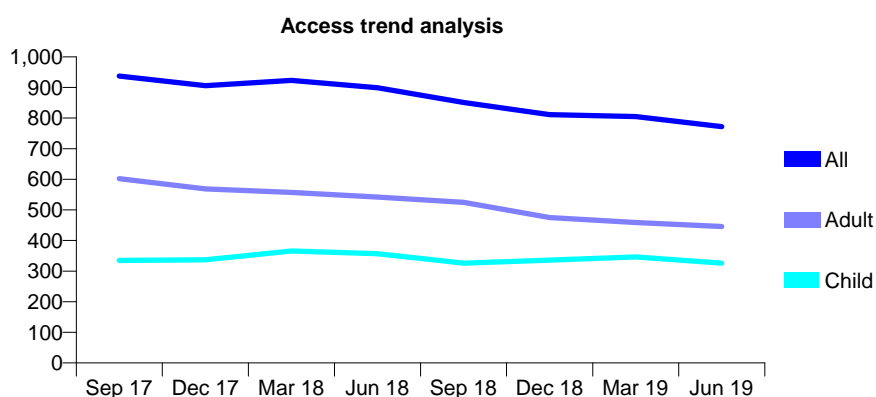
Q68 - Vital Signs At a Glance Contract Report for 725188/0001 - June 2019

Name or company name	White House Dental Partnership
Contract type name	GDS Contract
Purpose of contract	General
Contract start date	01/04/2006
Contract end date	

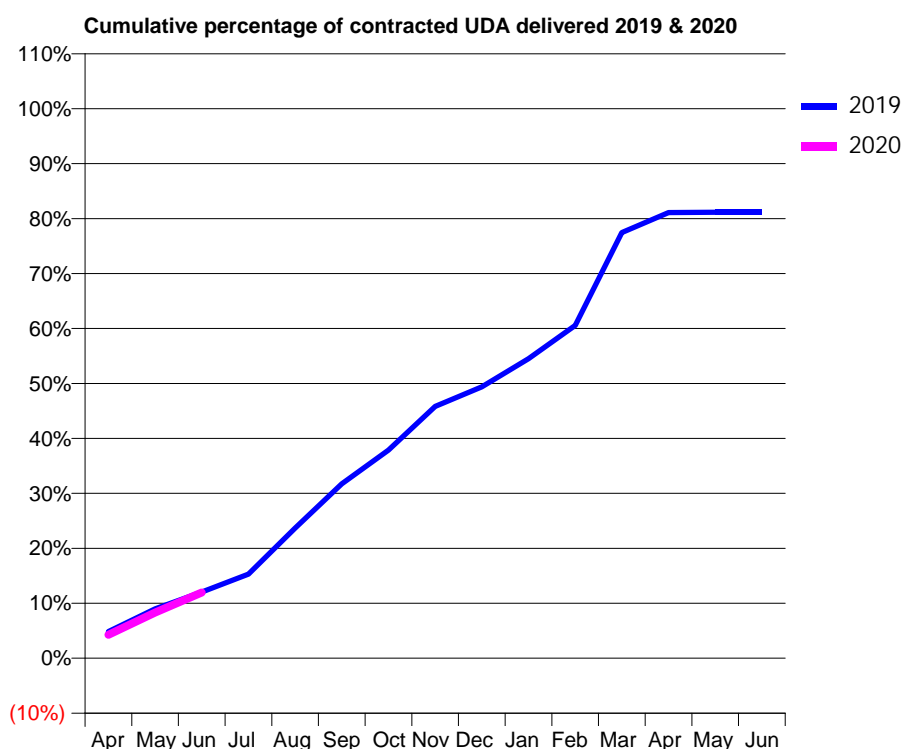
19/20 Contracted general activity (UDA)	2,186
Carry forward general activity (UDA)	0
19/20 Contracted orthodontic activity (UOA)	0
Carry forward orthodontic activity (UOA)	0
Baseline contract value	£51,916.01

ACCESS*

Patients seen in 24 months	Total	Change since previous quarter
Quarter ending June 2018	899	
Quarter ending September 2018	851	↓
Quarter ending December 2018	811	↓
Quarter ending March 2019	805	→
Quarter ending June 2019	772	↓
Variance since June 2018	(14.1%)	↓



ACTIVITY



Month	2019	2020
April	106	93
May	196	182
June	263	261
July	335	
August	518	
September	693	
October	828	
November	1,002	
December	1,079	
January	1,192	
February	1,324	
March	1,693	
April	1,772	
May	1,773	
June	1,773	

QUALITY

	Quantity	Base Number	Contract	AT	Region	England
% of FP17s for the same patient ID Re-attending within 3 months - Children	13	102	12.7%	8.9%	10.6%	11.4%
% of FP17s for the same patient ID Re-attending within 3 months - Adults	8	84	9.5%	14.9%	15.2%	15.4%
% of FP17s for the same patient ID Re-attending between 3 & 9 months - Children	56	102	54.9%	61.6%	62.3%	59.8%
% of FP17s for the same patient ID Re-attending between 3 & 9 months - Adults	53	84	63.1%	52.9%	53.3%	52.1%
% of FP17s for Band 1 Urgent Courses	11	146	7.5%	9.3%	9.7%	9.2%
% of FP17s Relating to Free Repair or Replacements	1	146	0.7%	0.5%	0.6%	0.7%
% of FP17s Relating to Continuations	1	146	0.7%	0.7%	0.8%	0.8%
% of Patients satisfied with the dentistry they have received	0	0	N/A	93.6%	93.4%	93.4%
% of Patients satisfied with the time they had to wait for an appointment	0	0	N/A	89.3%	86.8%	87.6%

* This is based on patients treated on this contract for their most recent course of treatment.

Figures in italics indicate the base number of FP17s or Patient Questionnaire responses are less than 100. N/A is shown where the base number of responses is less than 10 during the period. % is calculated as Quantity/Base number*100

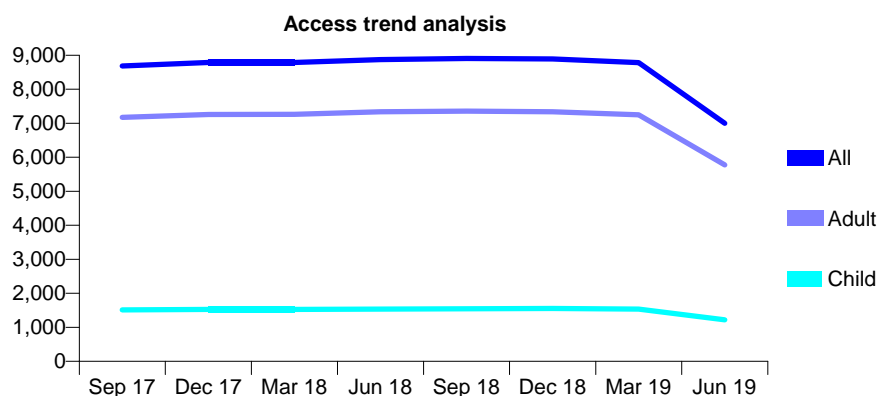
Q68 - Vital Signs At a Glance Contract Report for 725536/0001 - June 2019

Name or company name	Manochehr Soltan
Contract type name	GDS Contract
Purpose of contract	General
Contract start date	01/04/2007
Contract end date	30/04/2019

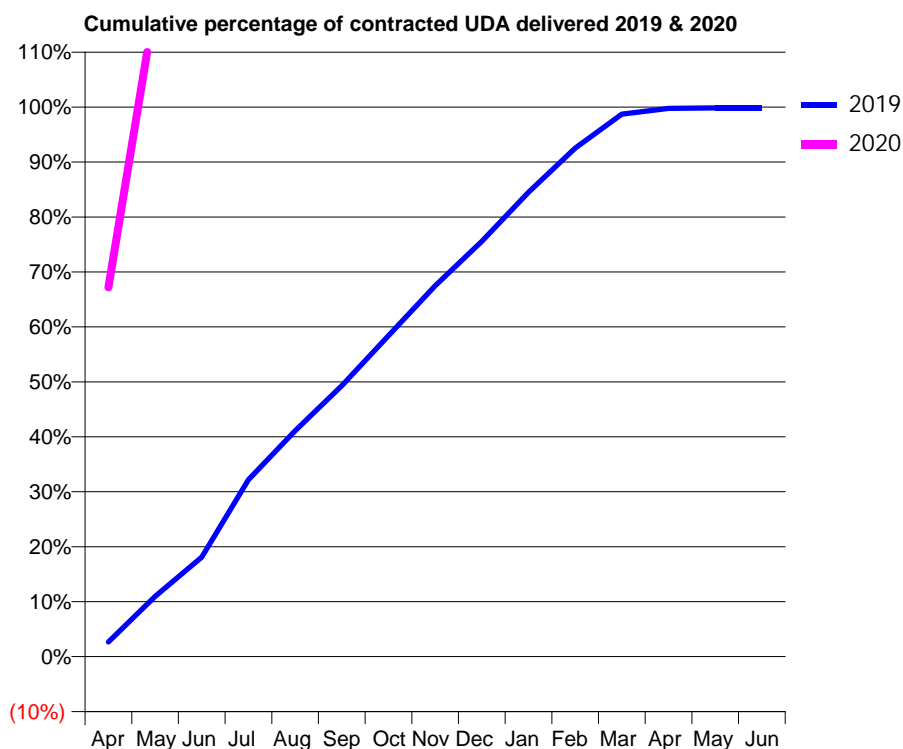
19/20 Contracted general activity (UDA)	2,043
Carry forward general activity (UDA)	0
19/20 Contracted orthodontic activity (UOA)	0
Carry forward orthodontic activity (UOA)	0
Baseline contract value	£47,254.07

ACCESS*

Patients seen in 24 months	Total	Change since previous quarter
Quarter ending June 2018	8,873	
Quarter ending September 2018	8,906	→
Quarter ending December 2018	8,894	→
Quarter ending March 2019	8,784	↓
Quarter ending June 2019	7,000	↓
Variance since June 2018	(21.1%)	↓



ACTIVITY



Month	Adjusted Scheduled Activity (UDA)	
	2019	2020
April	649	1,373
May	2,695	2,427
June	4,440	2,620
July	7,894	
August	10,080	
September	12,089	
October	14,318	
November	16,553	
December	18,524	
January	20,722	
February	22,693	
March	24,200	
April	24,461	
May	24,485	
June	24,482	

QUALITY

	Quantity	Base Number	Contract	AT	Region	England
% of FP17s for the same patient ID Re-attending within 3 months - Children	23	274	8.4%	8.9%	10.6%	11.4%
% of FP17s for the same patient ID Re-attending within 3 months - Adults	146	1,158	12.6%	14.9%	15.2%	15.4%
% of FP17s for the same patient ID Re-attending between 3 & 9 months - Children	153	274	55.8%	61.6%	62.3%	59.8%
% of FP17s for the same patient ID Re-attending between 3 & 9 months - Adults	677	1,158	58.5%	52.9%	53.3%	52.1%
% of FP17s for Band 1 Urgent Courses	132	1,312	10.1%	9.3%	9.7%	9.2%
% of FP17s Relating to Free Repair or Replacements	12	1,312	0.9%	0.5%	0.6%	0.7%
% of FP17s Relating to Continuations	4	1,312	0.3%	0.7%	0.8%	0.8%
% of Patients satisfied with the dentistry they have received	5	5	N/A	93.6%	93.4%	93.4%
% of Patients satisfied with the time they had to wait for an appointment	5	5	N/A	89.3%	86.8%	87.6%

* This is based on patients treated on this contract for their most recent course of treatment. Figures in italics indicate the base number of FP17s or Patient Questionnaire responses are less than 100. N/A is shown where the base number of responses is less than 10 during the period. % is calculated as Quantity/Base number*100

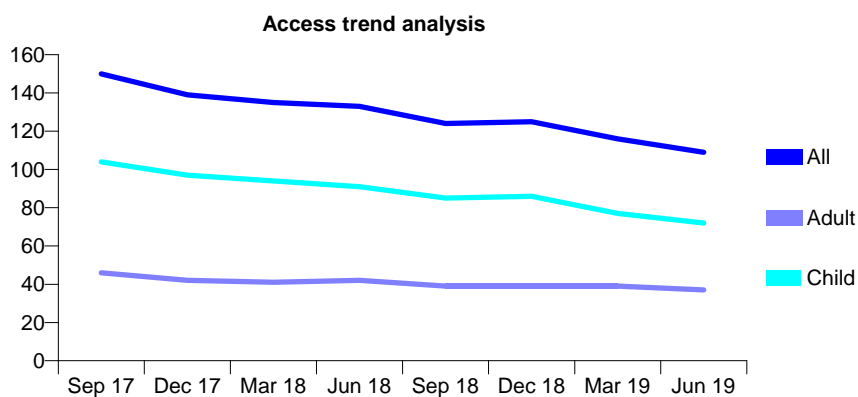
Q68 - Vital Signs At a Glance Contract Report for 729175/0004 - June 2019

Name or company name	Saner Murray Partnership
Contract type name	GDS Contract
Purpose of contract	General
Contract start date	01/04/2014
Contract end date	

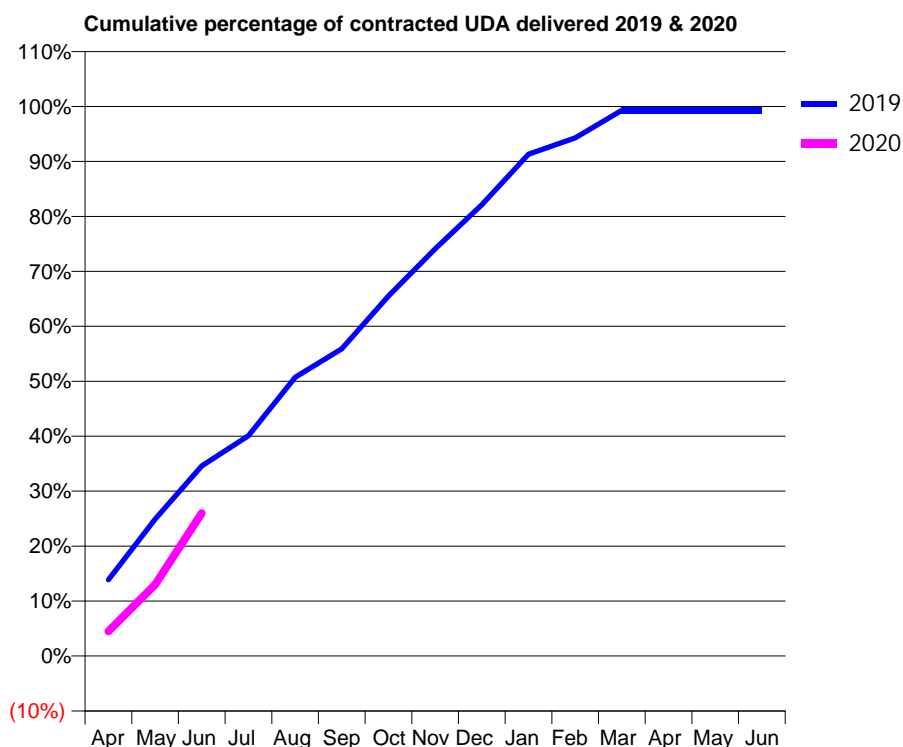
19/20 Contracted general activity (UDA)	200
Carry forward general activity (UDA)	0
19/20 Contracted orthodontic activity (UOA)	0
Carry forward orthodontic activity (UOA)	0
Baseline contract value	£5,297.17

ACCESS*

Patients seen in 24 months	Total	Change since previous quarter
Quarter ending June 2018	133	
Quarter ending September 2018	124	↓
Quarter ending December 2018	125	→
Quarter ending March 2019	116	↓
Quarter ending June 2019	109	↓
Variance since June 2018	(18.0%)	↓



ACTIVITY



Month	Adjusted Scheduled Activity (UDA)	
	2019	2020
April	28	9
May	50	26
June	69	52
July	80	
August	101	
September	112	
October	131	
November	148	
December	164	
January	183	
February	189	
March	199	
April	199	
May	199	
June	199	

QUALITY

	Quantity	Base Number	Contract	AT	Region	England
% of FP17s for the same patient ID Re-attending within 3 months - Children	0	27	0.0%	8.9%	10.6%	11.4%
% of FP17s for the same patient ID Re-attending within 3 months - Adults	0	8	0.0%	14.9%	15.2%	15.4%
% of FP17s for the same patient ID Re-attending between 3 & 9 months - Children	17	27	63.0%	61.6%	62.3%	59.8%
% of FP17s for the same patient ID Re-attending between 3 & 9 months - Adults	5	8	62.5%	52.9%	53.3%	52.1%
% of FP17s for Band 1 Urgent Courses	0	35	0.0%	9.3%	9.7%	9.2%
% of FP17s Relating to Free Repair or Replacements	0	35	0.0%	0.5%	0.6%	0.7%
% of FP17s Relating to Continuations	0	35	0.0%	0.7%	0.8%	0.8%
% of Patients satisfied with the dentistry they have received	0	0	N/A	93.6%	93.4%	93.4%
% of Patients satisfied with the time they had to wait for an appointment	0	0	N/A	89.3%	86.8%	87.6%

* This is based on patients treated on this contract for their most recent course of treatment. Figures in italics indicate the base number of FP17s or Patient Questionnaire responses are less than 100. N/A is shown where the base number of responses is less than 10 during the period. % is calculated as Quantity/Base number*100

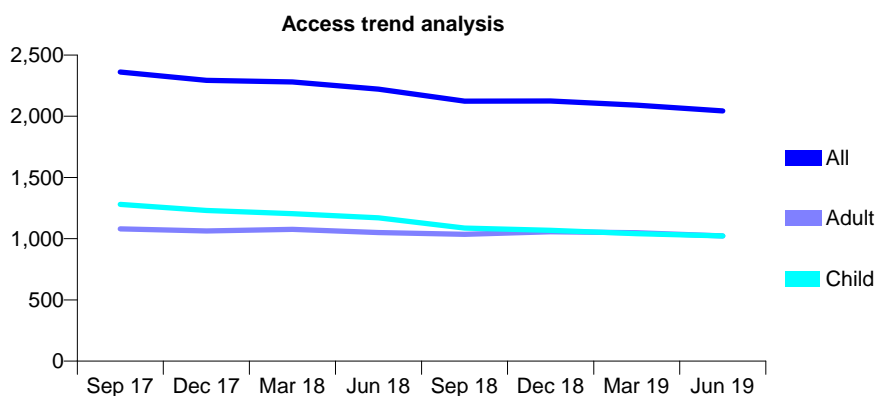
Q68 - Vital Signs At a Glance Contract Report for 729299/0001 - June 2019

Name or company name	MISS MB QUEENAN
Contract type name	GDS Contract
Purpose of contract	General
Contract start date	01/04/2006
Contract end date	

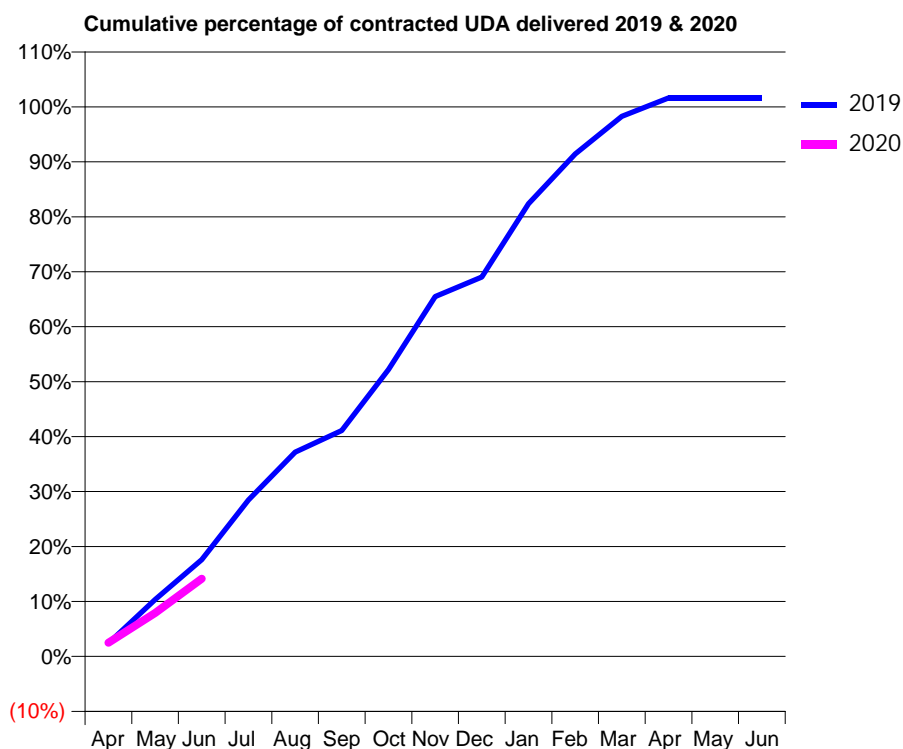
19/20 Contracted general activity (UDA)	4,368
Carry forward general activity (UDA)	0
19/20 Contracted orthodontic activity (UOA)	0
Carry forward orthodontic activity (UOA)	0
Baseline contract value	£100,487.00

ACCESS*

Patients seen in 24 months	Total	Change since previous quarter
Quarter ending June 2018	2,222	
Quarter ending September 2018	2,124	↓
Quarter ending December 2018	2,125	→
Quarter ending March 2019	2,091	↓
Quarter ending June 2019	2,044	↓
Variance since June 2018	(8.0%)	↓



ACTIVITY



Month	2019	2020
April	106	108
May	452	346
June	769	618
July	1,244	
August	1,624	
September	1,796	
October	2,281	
November	2,860	
December	3,015	
January	3,598	
February	3,994	
March	4,293	
April	4,438	
May	4,438	
June	4,438	

QUALITY

	Quantity	Base Number	Contract	AT	Region	England
% of FP17s for the same patient ID Re-attending within 3 months - Children	10	316	3.2%	8.9%	10.6%	11.4%
% of FP17s for the same patient ID Re-attending within 3 months - Adults	22	223	9.9%	14.9%	15.2%	15.4%
% of FP17s for the same patient ID Re-attending between 3 & 9 months - Children	198	316	62.7%	61.6%	62.3%	59.8%
% of FP17s for the same patient ID Re-attending between 3 & 9 months - Adults	121	223	54.3%	52.9%	53.3%	52.1%
% of FP17s for Band 1 Urgent Courses	18	434	4.1%	9.3%	9.7%	9.2%
% of FP17s Relating to Free Repair or Replacements	0	434	0.0%	0.5%	0.6%	0.7%
% of FP17s Relating to Continuations	0	434	0.0%	0.7%	0.8%	0.8%
% of Patients satisfied with the dentistry they have received	0	0	N/A	93.6%	93.4%	93.4%
% of Patients satisfied with the time they had to wait for an appointment	0	0	N/A	89.3%	86.8%	87.6%

* This is based on patients treated on this contract for their most recent course of treatment. Figures in italics indicate the base number of FP17s or Patient Questionnaire responses are less than 100. N/A is shown where the base number of responses is less than 10 during the period. % is calculated as Quantity/Base number*100

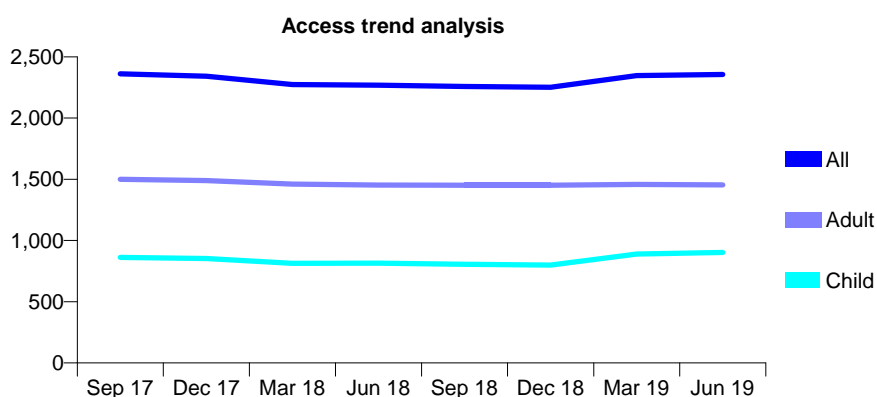
Q68 - Vital Signs At a Glance Contract Report for 729809/0002 - June 2019

Name or company name	Priory House Dental Centre
Contract type name	GDS Contract
Purpose of contract	General
Contract start date	01/04/2011
Contract end date	

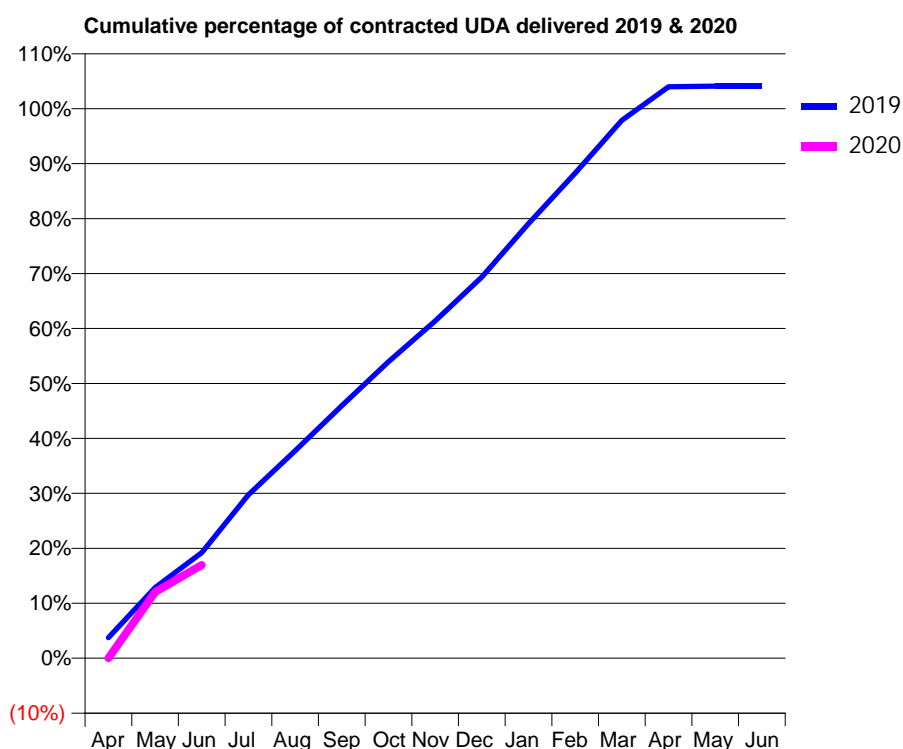
19/20 Contracted general activity (UDA)	5,300
Carry forward general activity (UDA)	0
19/20 Contracted orthodontic activity (UOA)	0
Carry forward orthodontic activity (UOA)	0
Baseline contract value	£135,450.60

ACCESS*

Patients seen in 24 months	Total	Change since previous quarter
Quarter ending June 2018	2,268	
Quarter ending September 2018	2,258	→
Quarter ending December 2018	2,251	→
Quarter ending March 2019	2,347	↑
Quarter ending June 2019	2,356	→
Variance since June 2018	3.9%	↑



ACTIVITY



Month	2019	2020
April	199	0
May	681	638
June	1,019	900
July	1,577	
August	2,002	
September	2,435	
October	2,859	
November	3,253	
December	3,675	
January	4,191	
February	4,678	
March	5,186	
April	5,510	
May	5,516	
June	5,516	

QUALITY

	Quantity	Base Number	Contract	AT	Region	England
% of FP17s for the same patient ID Re-attending within 3 months - Children	21	330	6.4%	8.9%	10.6%	11.4%
% of FP17s for the same patient ID Re-attending within 3 months - Adults	87	516	16.9%	14.9%	15.2%	15.4%
% of FP17s for the same patient ID Re-attending between 3 & 9 months - Children	213	330	64.5%	61.6%	62.3%	59.8%
% of FP17s for the same patient ID Re-attending between 3 & 9 months - Adults	319	516	61.8%	52.9%	53.3%	52.1%
% of FP17s for Band 1 Urgent Courses	51	632	8.1%	9.3%	9.7%	9.2%
% of FP17s Relating to Free Repair or Replacements	2	632	0.3%	0.5%	0.6%	0.7%
% of FP17s Relating to Continuations	0	632	0.0%	0.7%	0.8%	0.8%
% of Patients satisfied with the dentistry they have received	0	0	N/A	93.6%	93.4%	93.4%
% of Patients satisfied with the time they had to wait for an appointment	0	0	N/A	89.3%	86.8%	87.6%

* This is based on patients treated on this contract for their most recent course of treatment.

Figures in italics indicate the base number of FP17s or Patient Questionnaire responses are less than 100. N/A is shown where the base number of responses is less than 10 during the period. % is calculated as Quantity/Base number*100

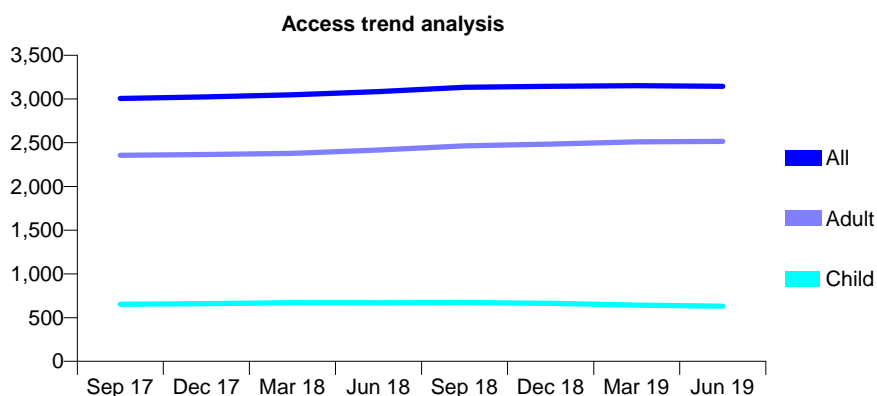
Q68 - Vital Signs At a Glance Contract Report for 732303/0001 - June 2019

Name or company name	MR TM GLYNN
Contract type name	GDS Contract
Purpose of contract	General
Contract start date	31/08/2011
Contract end date	

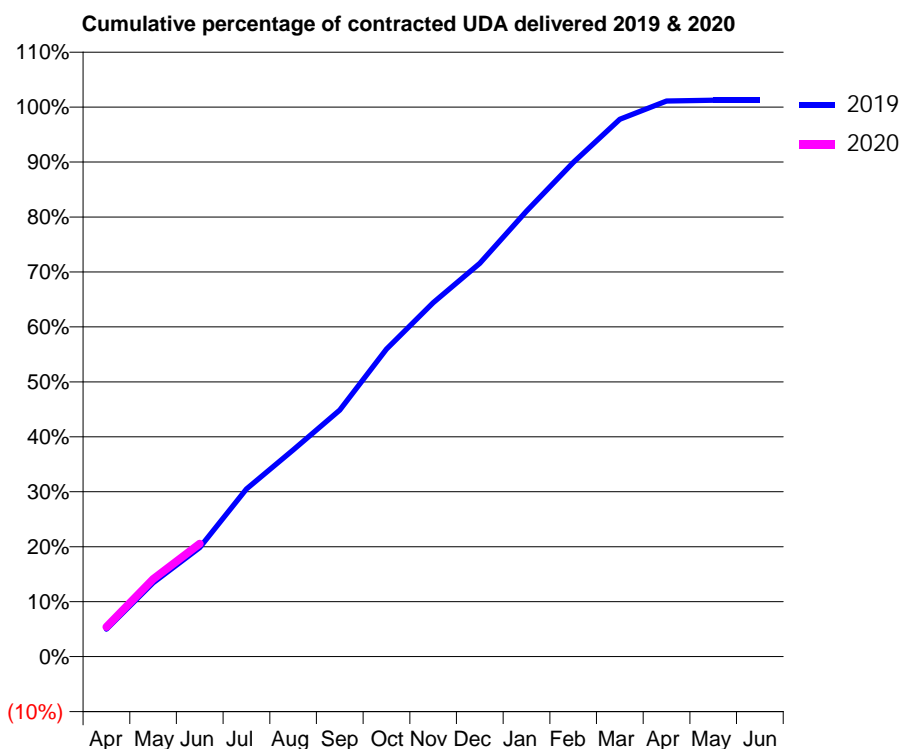
19/20 Contracted general activity (UDA)	7,554
Carry forward general activity (UDA)	0
19/20 Contracted orthodontic activity (UOA)	0
Carry forward orthodontic activity (UOA)	0
Baseline contract value	£184,360.80

ACCESS*

Patients seen in 24 months	Total	Change since previous quarter
Quarter ending June 2018	3,085	
Quarter ending September 2018	3,135	→
Quarter ending December 2018	3,146	→
Quarter ending March 2019	3,152	→
Quarter ending June 2019	3,146	→
Variance since June 2018	2.0%	→



ACTIVITY



Month	Adjusted Scheduled Activity (UDA)	
	2019	2020
April	379	408
May	1,016	1,067
June	1,499	1,551
July	2,306	
August	2,841	
September	3,388	
October	4,229	
November	4,863	
December	5,406	
January	6,123	
February	6,793	
March	7,387	
April	7,638	
May	7,647	
June	7,649	

QUALITY

	Quantity	Base Number	Contract	AT	Region	England
% of FP17s for the same patient ID Re-attending within 3 months - Children	2	165	1.2%	8.9%	10.6%	11.4%
% of FP17s for the same patient ID Re-attending within 3 months - Adults	59	798	7.4%	14.9%	15.2%	15.4%
% of FP17s for the same patient ID Re-attending between 3 & 9 months - Children	91	165	55.2%	61.6%	62.3%	59.8%
% of FP17s for the same patient ID Re-attending between 3 & 9 months - Adults	469	798	58.8%	52.9%	53.3%	52.1%
% of FP17s for Band 1 Urgent Courses	45	832	5.4%	9.3%	9.7%	9.2%
% of FP17s Relating to Free Repair or Replacements	11	832	1.3%	0.5%	0.6%	0.7%
% of FP17s Relating to Continuations	0	832	0.0%	0.7%	0.8%	0.8%
% of Patients satisfied with the dentistry they have received	2	2	N/A	93.6%	93.4%	93.4%
% of Patients satisfied with the time they had to wait for an appointment	2	2	N/A	89.3%	86.8%	87.6%

* This is based on patients treated on this contract for their most recent course of treatment. Figures in italics indicate the base number of FP17s or Patient Questionnaire responses are less than 100. N/A is shown where the base number of responses is less than 10 during the period. % is calculated as Quantity/Base number*100

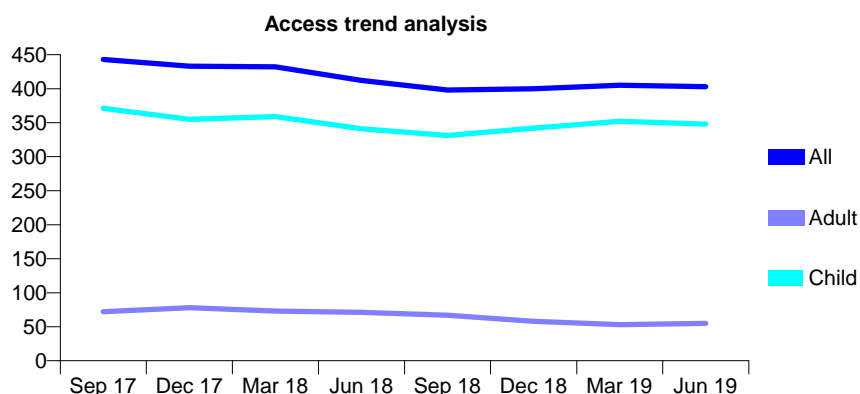
Q68 - Vital Signs At a Glance Contract Report for 739987/0001 - June 2019

Name or company name	MR PJ ELLIS
Contract type name	GDS Contract
Purpose of contract	General
Contract start date	01/04/2006
Contract end date	

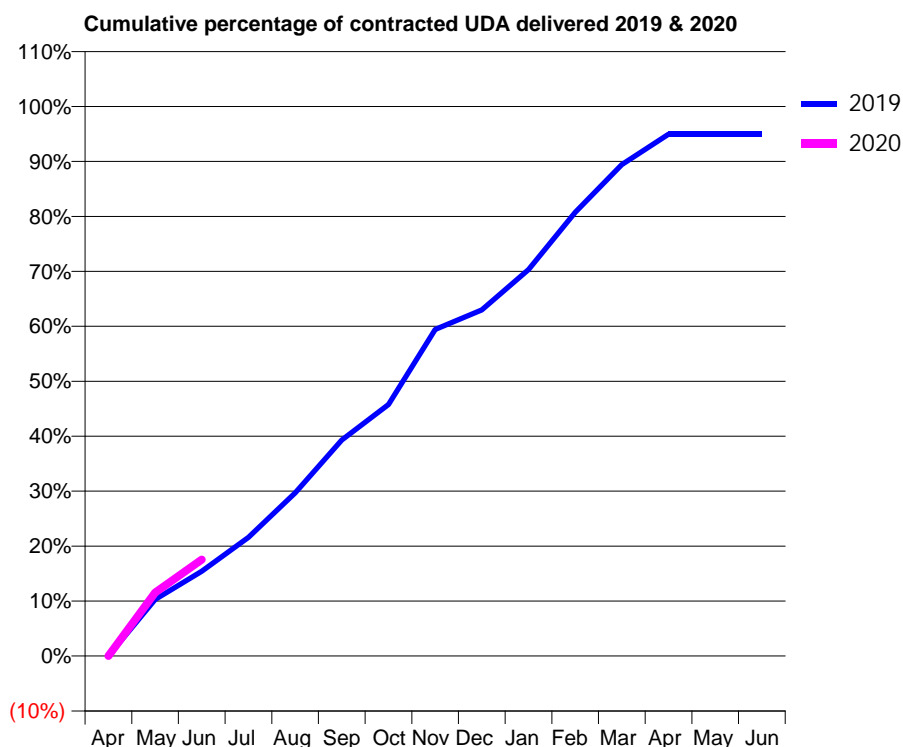
19/20 Contracted general activity (UDA)	750
Carry forward general activity (UDA)	0
19/20 Contracted orthodontic activity (UOA)	0
Carry forward orthodontic activity (UOA)	0
Baseline contract value	£17,250.27

ACCESS*

Patients seen in 24 months	Total	Change since previous quarter
Quarter ending June 2018	412	
Quarter ending September 2018	398	↓
Quarter ending December 2018	400	→
Quarter ending March 2019	405	→
Quarter ending June 2019	403	→
Variance since June 2018	(2.2%)	↓



ACTIVITY



Month	Adjusted Scheduled Activity (UDA)	
	2019	2020
April	0	0
May	77	87
June	116	132
July	162	
August	223	
September	295	
October	343	
November	446	
December	472	
January	527	
February	606	
March	671	
April	712	
May	712	
June	712	

QUALITY

	Quantity	Base Number	Contract	AT	Region	England
% of FP17s for the same patient ID Re-attending within 3 months - Children	2	133	1.5%	8.9%	10.6%	11.4%
% of FP17s for the same patient ID Re-attending within 3 months - Adults	0	3	0.0%	14.9%	15.2%	15.4%
% of FP17s for the same patient ID Re-attending between 3 & 9 months - Children	84	133	63.2%	61.6%	62.3%	59.8%
% of FP17s for the same patient ID Re-attending between 3 & 9 months - Adults	0	3	0.0%	52.9%	53.3%	52.1%
% of FP17s for Band 1 Urgent Courses	8	104	7.7%	9.3%	9.7%	9.2%
% of FP17s Relating to Free Repair or Replacements	0	104	0.0%	0.5%	0.6%	0.7%
% of FP17s Relating to Continuations	0	104	0.0%	0.7%	0.8%	0.8%
% of Patients satisfied with the dentistry they have received	0	0	N/A	93.6%	93.4%	93.4%
% of Patients satisfied with the time they had to wait for an appointment	0	0	N/A	89.3%	86.8%	87.6%

* This is based on patients treated on this contract for their most recent course of treatment. Figures in italics indicate the base number of FP17s or Patient Questionnaire responses are less than 100. N/A is shown where the base number of responses is less than 10 during the period. % is calculated as Quantity/Base number*100

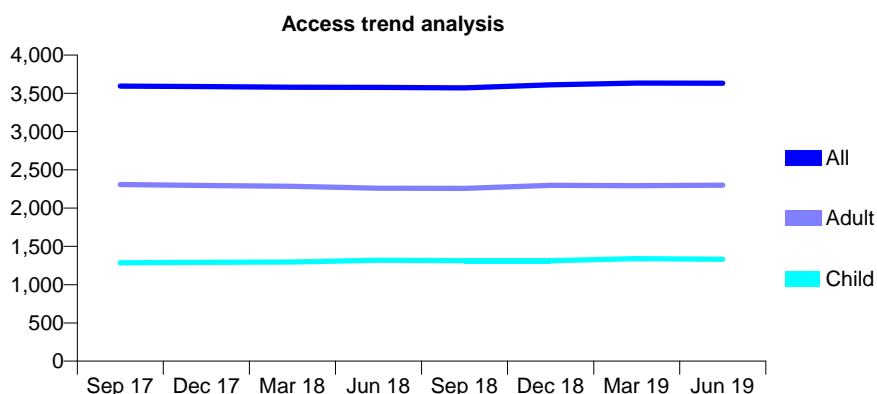
Q68 - Vital Signs At a Glance Contract Report for 740217/0001 - June 2019

Name or company name	Teeth for Life
Contract type name	GDS Contract
Purpose of contract	General
Contract start date	01/04/2006
Contract end date	

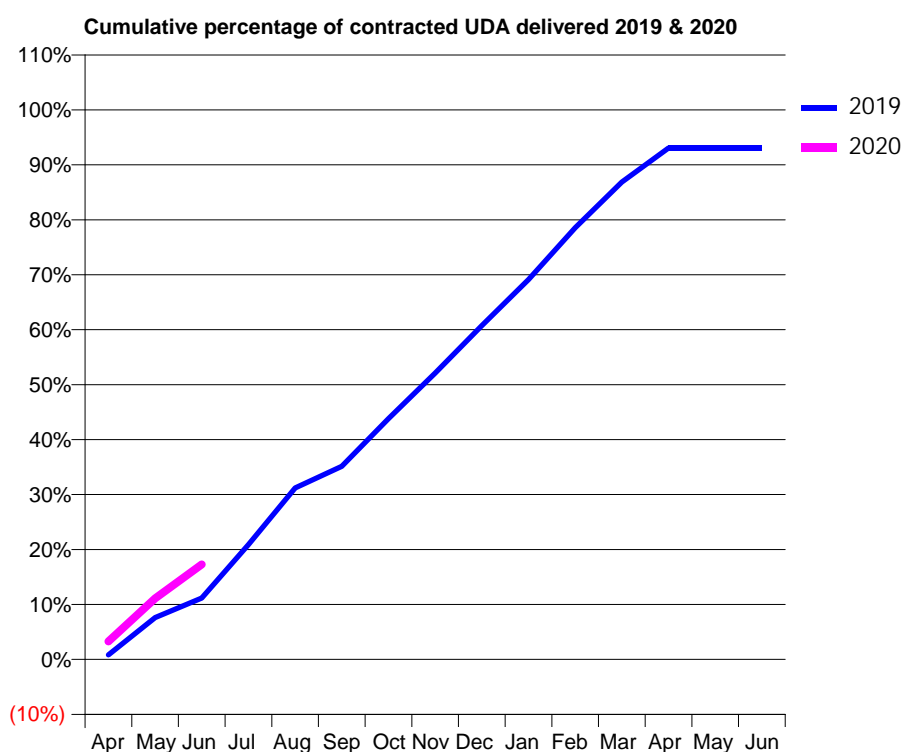
19/20 Contracted general activity (UDA)	7,817
Carry forward general activity (UDA)	0
19/20 Contracted orthodontic activity (UOA)	0
Carry forward orthodontic activity (UOA)	0
Baseline contract value	£218,670.38

ACCESS*

Patients seen in 24 months	Total	Change since previous quarter
Quarter ending June 2018	3,578	
Quarter ending September 2018	3,570	→
Quarter ending December 2018	3,610	→
Quarter ending March 2019	3,633	→
Quarter ending June 2019	3,631	→
Variance since June 2018	1.5%	→



ACTIVITY



Month	Adjusted Scheduled Activity (UDA)	
	2019	2020
April	66	256
May	596	870
June	874	1,352
July	1,634	
August	2,439	
September	2,748	
October	3,425	
November	4,073	
December	4,748	
January	5,403	
February	6,141	
March	6,789	
April	7,273	
May	7,273	
June	7,273	

QUALITY

	Quantity	Base Number	Contract	AT	Region	England
% of FP17s for the same patient ID Re-attending within 3 months - Children	25	502	5.0%	8.9%	10.6%	11.4%
% of FP17s for the same patient ID Re-attending within 3 months - Adults	76	679	11.2%	14.9%	15.2%	15.4%
% of FP17s for the same patient ID Re-attending between 3 & 9 months - Children	291	502	58.0%	61.6%	62.3%	59.8%
% of FP17s for the same patient ID Re-attending between 3 & 9 months - Adults	336	679	49.5%	52.9%	53.3%	52.1%
% of FP17s for Band 1 Urgent Courses	31	752	4.1%	9.3%	9.7%	9.2%
% of FP17s Relating to Free Repair or Replacements	3	752	0.4%	0.5%	0.6%	0.7%
% of FP17s Relating to Continuations	3	752	0.4%	0.7%	0.8%	0.8%
% of Patients satisfied with the dentistry they have received	0	0	N/A	93.6%	93.4%	93.4%
% of Patients satisfied with the time they had to wait for an appointment	0	0	N/A	89.3%	86.8%	87.6%

* This is based on patients treated on this contract for their most recent course of treatment. Figures in italics indicate the base number of FP17s or Patient Questionnaire responses are less than 100. N/A is shown where the base number of responses is less than 10 during the period. % is calculated as Quantity/Base number*100

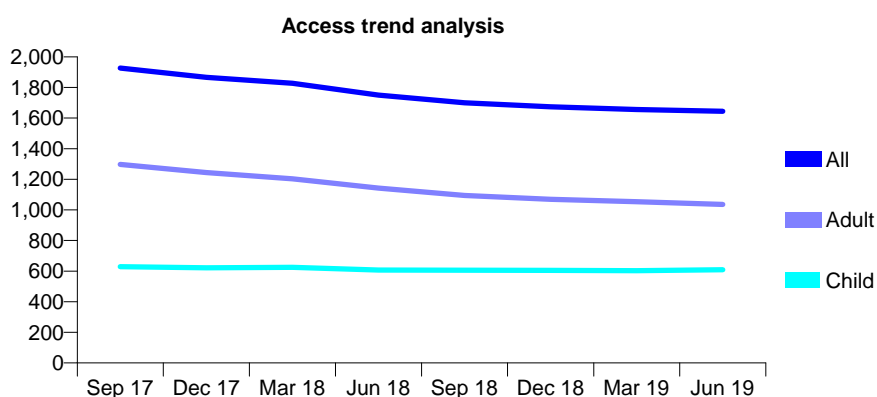
Q68 - Vital Signs At a Glance Contract Report for 741736/0001 - June 2019

Name or company name	Gatehouse Dental Partnership
Contract type name	GDS Contract
Purpose of contract	General
Contract start date	01/04/2006
Contract end date	

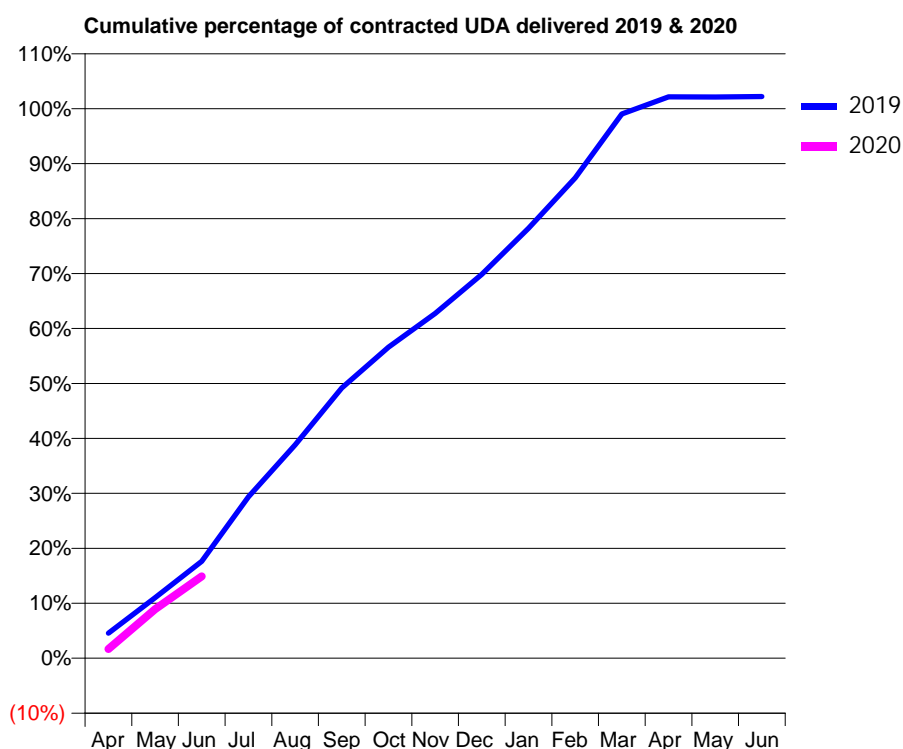
19/20 Contracted general activity (UDA)	5,167
Carry forward general activity (UDA)	0
19/20 Contracted orthodontic activity (UOA)	0
Carry forward orthodontic activity (UOA)	0
Baseline contract value	£144,393.16

ACCESS*

Patients seen in 24 months	Total	Change since previous quarter
Quarter ending June 2018	1,750	
Quarter ending September 2018	1,700	↓
Quarter ending December 2018	1,674	↓
Quarter ending March 2019	1,656	↓
Quarter ending June 2019	1,645	→
Variance since June 2018	(6.0%)	↓



ACTIVITY



Month	2019	2020
April	236	87
May	570	461
June	911	770
July	1,518	
August	2,006	
September	2,541	
October	2,924	
November	3,242	
December	3,609	
January	4,042	
February	4,515	
March	5,117	
April	5,278	
May	5,277	
June	5,280	

QUALITY

	Quantity	Base Number	Contract	AT	Region	England
% of FP17s for the same patient ID Re-attending within 3 months - Children	7	207	3.4%	8.9%	10.6%	11.4%
% of FP17s for the same patient ID Re-attending within 3 months - Adults	31	308	10.1%	14.9%	15.2%	15.4%
% of FP17s for the same patient ID Re-attending between 3 & 9 months - Children	136	207	65.7%	61.6%	62.3%	59.8%
% of FP17s for the same patient ID Re-attending between 3 & 9 months - Adults	201	308	65.3%	52.9%	53.3%	52.1%
% of FP17s for Band 1 Urgent Courses	30	459	6.5%	9.3%	9.7%	9.2%
% of FP17s Relating to Free Repair or Replacements	4	459	0.9%	0.5%	0.6%	0.7%
% of FP17s Relating to Continuations	4	459	0.9%	0.7%	0.8%	0.8%
% of Patients satisfied with the dentistry they have received	1	1	N/A	93.6%	93.4%	93.4%
% of Patients satisfied with the time they had to wait for an appointment	1	1	N/A	89.3%	86.8%	87.6%

* This is based on patients treated on this contract for their most recent course of treatment. Figures in italics indicate the base number of FP17s or Patient Questionnaire responses are less than 100. N/A is shown where the base number of responses is less than 10 during the period. % is calculated as Quantity/Base number*100

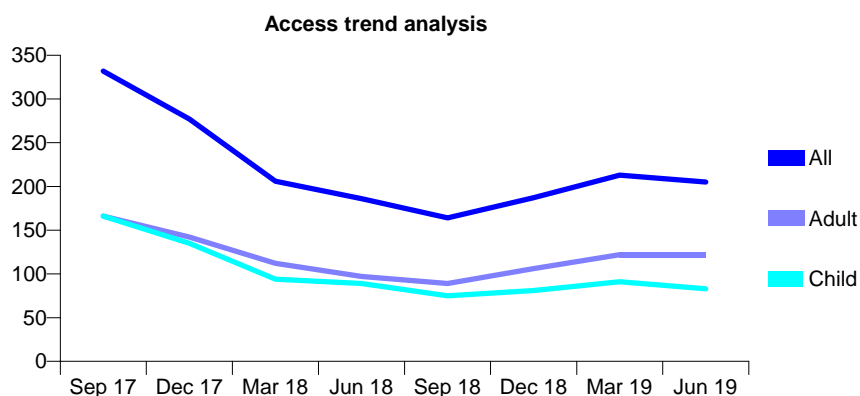
Q68 - Vital Signs At a Glance Contract Report for 742430/0002 - June 2019

Name or company name	Alpha Dental Care
Contract type name	GDS Contract
Purpose of contract	General
Contract start date	04/07/2011
Contract end date	

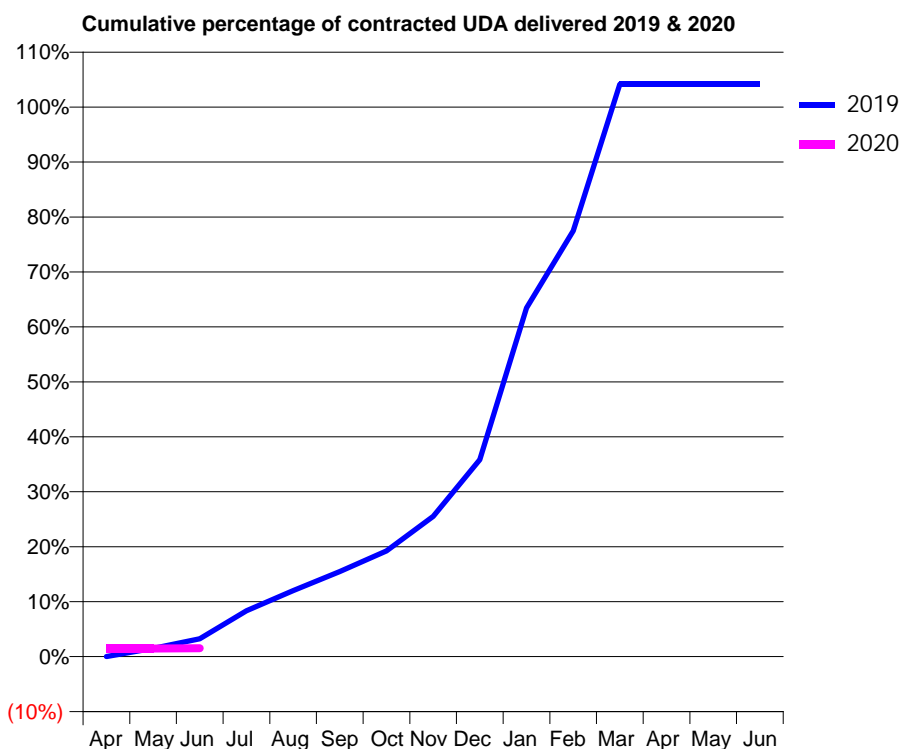
19/20 Contracted general activity (UDA)	1,500
Carry forward general activity (UDA)	0
19/20 Contracted orthodontic activity (UOA)	0
Carry forward orthodontic activity (UOA)	0
Baseline contract value	£33,682.85

ACCESS*

Patients seen in 24 months	Total	Change since previous quarter
Quarter ending June 2018	186	
Quarter ending September 2018	164	↓
Quarter ending December 2018	187	↑
Quarter ending March 2019	213	↑
Quarter ending June 2019	205	↓
Variance since June 2018	10.2%	↑



ACTIVITY



Month	Adjusted Scheduled Activity (UDA)	
	2019	2020
April	0	22
May	22	22
June	49	23
July	125	
August	180	
September	232	
October	289	
November	383	
December	537	
January	952	
February	1,162	
March	1,562	
April	1,562	
May	1,562	
June	1,562	

QUALITY

	Quantity	Base Number	Contract	AT	Region	England
% of FP17s for the same patient ID Re-attending within 3 months - Children	0	3	0.0%	8.9%	10.6%	11.4%
% of FP17s for the same patient ID Re-attending within 3 months - Adults	4	5	80.0%	14.9%	15.2%	15.4%
% of FP17s for the same patient ID Re-attending between 3 & 9 months - Children	1	3	33.3%	61.6%	62.3%	59.8%
% of FP17s for the same patient ID Re-attending between 3 & 9 months - Adults	0	5	0.0%	52.9%	53.3%	52.1%
% of FP17s for Band 1 Urgent Courses	1	8	12.5%	9.3%	9.7%	9.2%
% of FP17s Relating to Free Repair or Replacements	0	8	0.0%	0.5%	0.6%	0.7%
% of FP17s Relating to Continuations	0	8	0.0%	0.7%	0.8%	0.8%
% of Patients satisfied with the dentistry they have received	0	0	N/A	93.6%	93.4%	93.4%
% of Patients satisfied with the time they had to wait for an appointment	0	0	N/A	89.3%	86.8%	87.6%

* This is based on patients treated on this contract for their most recent course of treatment. Figures in italics indicate the base number of FP17s or Patient Questionnaire responses are less than 100. N/A is shown where the base number of responses is less than 10 during the period. % is calculated as Quantity/Base number*100

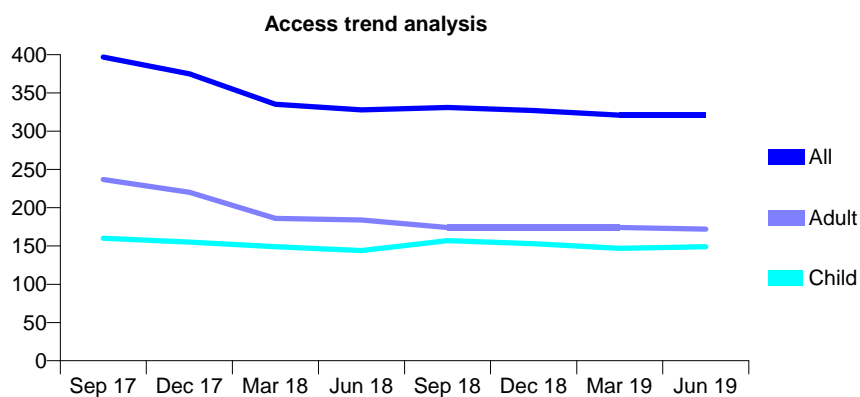
Q68 - Vital Signs At a Glance Contract Report for 745197/0001 - June 2019

Name or company name	MR MA LUNN
Contract type name	GDS Contract
Purpose of contract	General
Contract start date	01/04/2006
Contract end date	

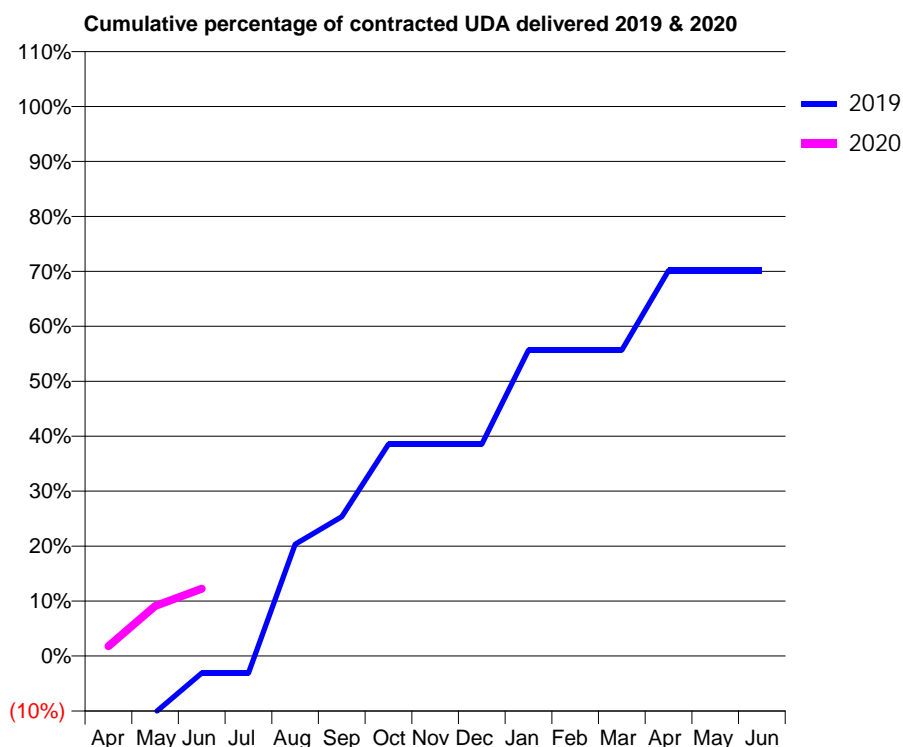
19/20 Contracted general activity (UDA)	900
Carry forward general activity (UDA)	0
19/20 Contracted orthodontic activity (UOA)	0
Carry forward orthodontic activity (UOA)	0
Baseline contract value	£24,388.31

ACCESS*

Patients seen in 24 months	Total	Change since previous quarter
Quarter ending June 2018	328	
Quarter ending September 2018	331	→
Quarter ending December 2018	327	↓
Quarter ending March 2019	321	↓
Quarter ending June 2019	321	→
Variance since June 2018	(2.1%)	↓



ACTIVITY



Month	Adjusted Scheduled Activity (UDA)	
	2019	2020
April	-101	16
May	-93	82
June	-28	110
July	-28	
August	183	
September	228	
October	347	
November	347	
December	347	
January	501	
February	501	
March	501	
April	631	
May	631	
June	631	

QUALITY

	Quantity	Base Number	Contract	AT	Region	England
% of FP17s for the same patient ID Re-attending within 3 months - Children	3	98	3.1%	8.9%	10.6%	11.4%
% of FP17s for the same patient ID Re-attending within 3 months - Adults	6	69	8.7%	14.9%	15.2%	15.4%
% of FP17s for the same patient ID Re-attending between 3 & 9 months - Children	56	98	57.1%	61.6%	62.3%	59.8%
% of FP17s for the same patient ID Re-attending between 3 & 9 months - Adults	34	69	49.3%	52.9%	53.3%	52.1%
% of FP17s for Band 1 Urgent Courses	6	73	8.2%	9.3%	9.7%	9.2%
% of FP17s Relating to Free Repair or Replacements	0	73	0.0%	0.5%	0.6%	0.7%
% of FP17s Relating to Continuations	0	73	0.0%	0.7%	0.8%	0.8%
% of Patients satisfied with the dentistry they have received	0	0	N/A	93.6%	93.4%	93.4%
% of Patients satisfied with the time they had to wait for an appointment	0	0	N/A	89.3%	86.8%	87.6%

* This is based on patients treated on this contract for their most recent course of treatment. Figures in italics indicate the base number of FP17s or Patient Questionnaire responses are less than 100. N/A is shown where the base number of responses is less than 10 during the period. % is calculated as Quantity/Base number*100

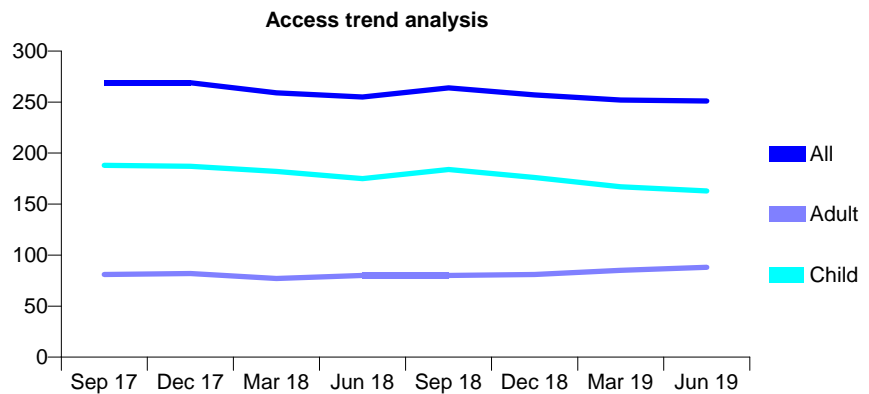
Q68 - Vital Signs At a Glance Contract Report for 745480/0001 - June 2019

Name or company name	MR GH BURGESS
Contract type name	GDS Contract
Purpose of contract	General
Contract start date	01/04/2006
Contract end date	

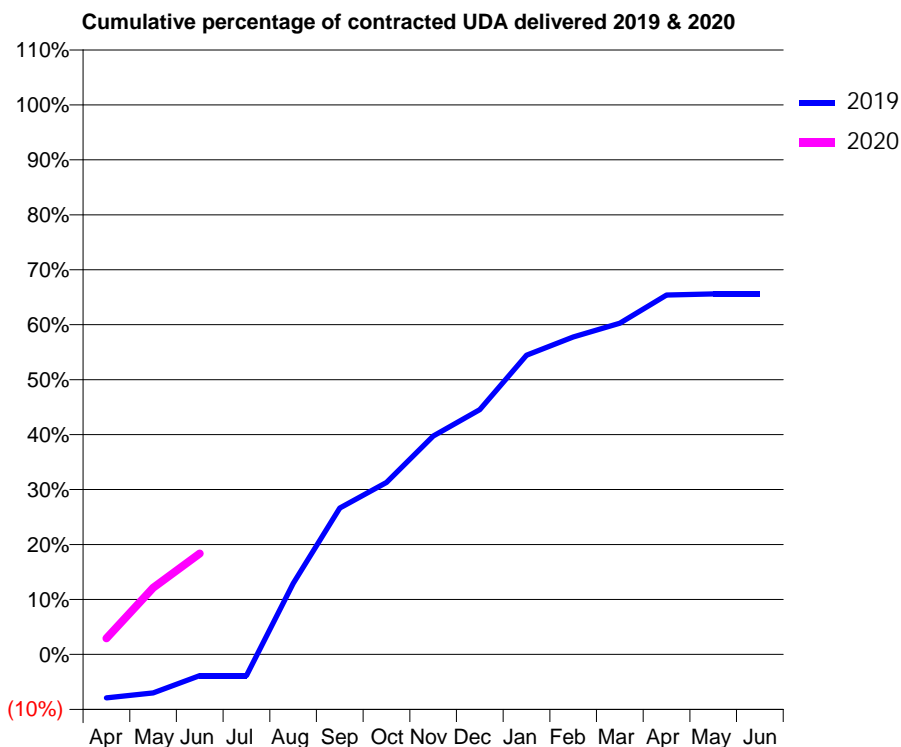
19/20 Contracted general activity (UDA)	450
Carry forward general activity (UDA)	0
19/20 Contracted orthodontic activity (UOA)	0
Carry forward orthodontic activity (UOA)	0
Baseline contract value	£10,113.70

ACCESS*

Patients seen in 24 months	Total	Change since previous quarter
Quarter ending June 2018	255	
Quarter ending September 2018	264	↑
Quarter ending December 2018	257	↓
Quarter ending March 2019	252	↓
Quarter ending June 2019	251	→
Variance since June 2018	(1.6%)	↓



ACTIVITY



Month	2019	2020
April	-36	13
May	-32	55
June	-17	83
July	-17	
August	58	
September	120	
October	141	
November	179	
December	200	
January	245	
February	260	
March	271	
April	294	
May	295	
June	295	

QUALITY

	Quantity	Base Number	Contract	AT	Region	England
% of FP17s for the same patient ID Re-attending within 3 months - Children	1	47	2.1%	8.9%	10.6%	11.4%
% of FP17s for the same patient ID Re-attending within 3 months - Adults	1	27	3.7%	14.9%	15.2%	15.4%
% of FP17s for the same patient ID Re-attending between 3 & 9 months - Children	22	47	46.8%	61.6%	62.3%	59.8%
% of FP17s for the same patient ID Re-attending between 3 & 9 months - Adults	5	27	18.5%	52.9%	53.3%	52.1%
% of FP17s for Band 1 Urgent Courses	3	59	5.1%	9.3%	9.7%	9.2%
% of FP17s Relating to Free Repair or Replacements	0	59	0.0%	0.5%	0.6%	0.7%
% of FP17s Relating to Continuations	0	59	0.0%	0.7%	0.8%	0.8%
% of Patients satisfied with the dentistry they have received	0	0	N/A	93.6%	93.4%	93.4%
% of Patients satisfied with the time they had to wait for an appointment	0	0	N/A	89.3%	86.8%	87.6%

* This is based on patients treated on this contract for their most recent course of treatment. Figures in italics indicate the base number of FP17s or Patient Questionnaire responses are less than 100. N/A is shown where the base number of responses is less than 10 during the period. % is calculated as Quantity/Base number*100

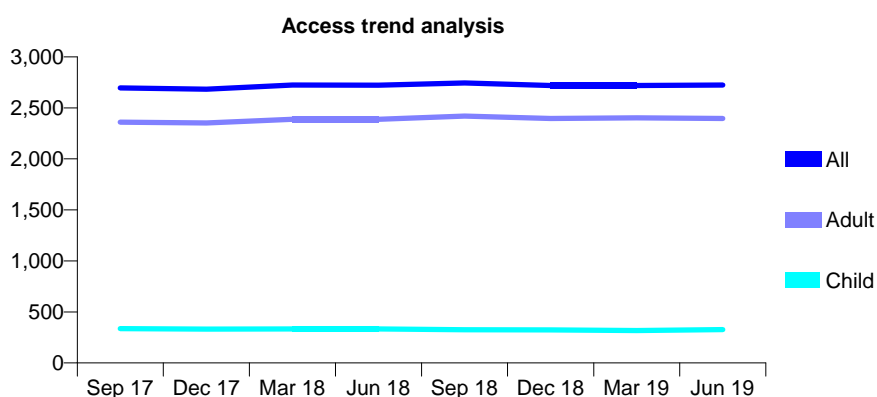
Q68 - Vital Signs At a Glance Contract Report for 748943/0001 - June 2019

Name or company name	MR JD BRODERICK
Contract type name	GDS Contract
Purpose of contract	General and Orthodontic
Contract start date	01/04/2006
Contract end date	

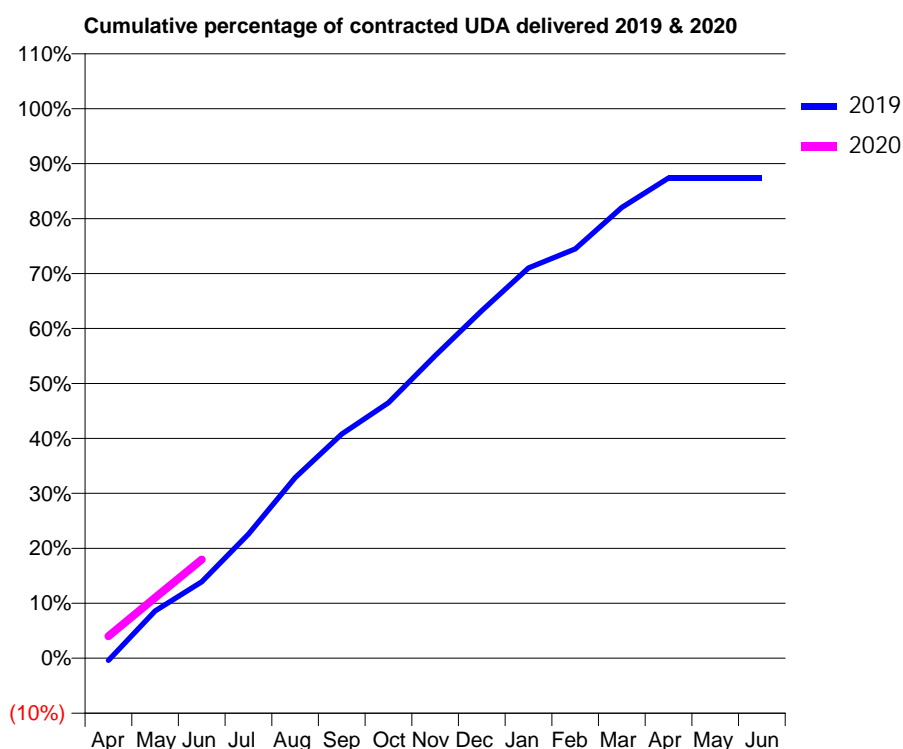
19/20 Contracted general activity (UDA)	9,070
Carry forward general activity (UDA)	0
19/20 Contracted orthodontic activity (UOA)	0
Carry forward orthodontic activity (UOA)	0
Baseline contract value	£215,981.23

ACCESS*

Patients seen in 24 months	Total	Change since previous quarter
Quarter ending June 2018	2,722	
Quarter ending September 2018	2,745	→
Quarter ending December 2018	2,720	→
Quarter ending March 2019	2,719	→
Quarter ending June 2019	2,723	→
Variance since June 2018	0.0%	→



ACTIVITY



Month	2019	2020
April	-38	363
May	780	1,000
June	1,262	1,627
July	2,048	
August	2,982	
September	3,699	
October	4,218	
November	4,992	
December	5,737	
January	6,441	
February	6,756	
March	7,440	
April	7,924	
May	7,924	
June	7,924	

QUALITY

	Quantity	Base Number	Contract	AT	Region	England
% of FP17s for the same patient ID Re-attending within 3 months - Children	3	115	2.6%	8.9%	10.6%	11.4%
% of FP17s for the same patient ID Re-attending within 3 months - Adults	130	886	14.7%	14.9%	15.2%	15.4%
% of FP17s for the same patient ID Re-attending between 3 & 9 months - Children	54	115	47.0%	61.6%	62.3%	59.8%
% of FP17s for the same patient ID Re-attending between 3 & 9 months - Adults	506	886	57.1%	52.9%	53.3%	52.1%
% of FP17s for Band 1 Urgent Courses	69	808	8.5%	9.3%	9.7%	9.2%
% of FP17s Relating to Free Repair or Replacements	7	808	0.9%	0.5%	0.6%	0.7%
% of FP17s Relating to Continuations	20	808	2.5%	0.7%	0.8%	0.8%
% of Patients satisfied with the dentistry they have received	3	3	N/A	93.6%	93.4%	93.4%
% of Patients satisfied with the time they had to wait for an appointment	3	3	N/A	89.3%	86.8%	87.6%

* This is based on patients treated on this contract for their most recent course of treatment.

Figures in italics indicate the base number of FP17s or Patient Questionnaire responses are less than 100. N/A is shown where the base number of responses is less than 10 during the period. % is calculated as Quantity/Base number*100

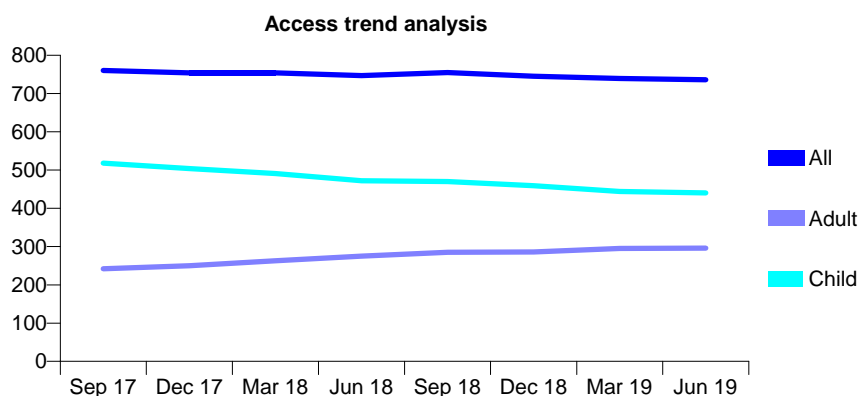
Q68 - Vital Signs At a Glance Contract Report for 748978/0001 - June 2019

Name or company name	MISS EH BLIGNAUT
Contract type name	GDS Contract
Purpose of contract	General
Contract start date	01/04/2006
Contract end date	

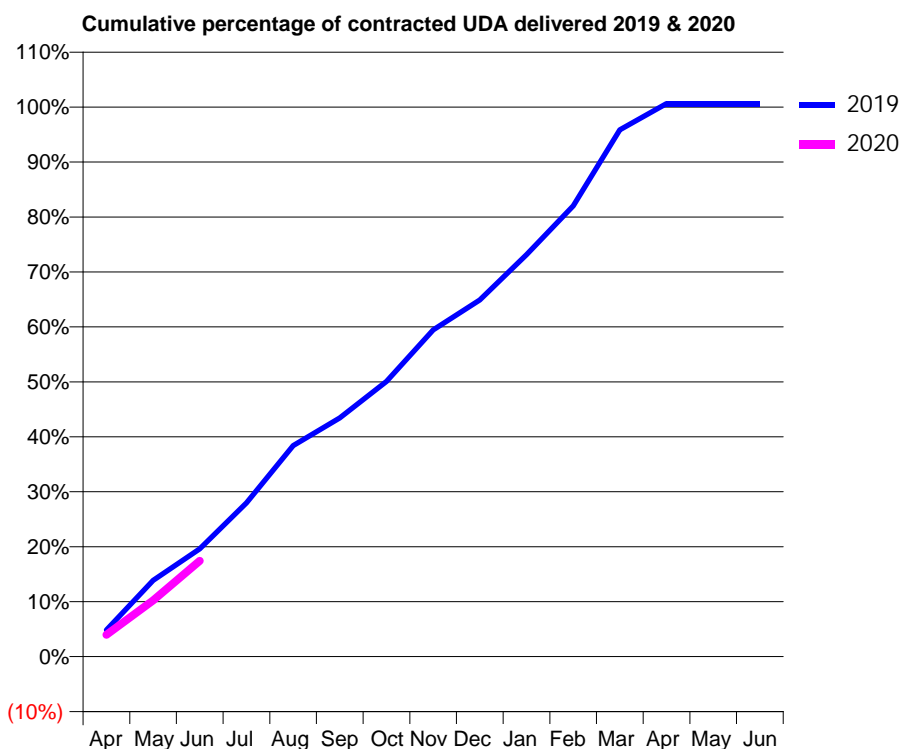
19/20 Contracted general activity (UDA)	1,733
Carry forward general activity (UDA)	0
19/20 Contracted orthodontic activity (UOA)	0
Carry forward orthodontic activity (UOA)	0
Baseline contract value	£71,399.28

ACCESS*

Patients seen in 24 months	Total	Change since previous quarter
Quarter ending June 2018	747	
Quarter ending September 2018	755	→
Quarter ending December 2018	745	↓
Quarter ending March 2019	739	→
Quarter ending June 2019	736	→
Variance since June 2018	(1.5%)	↓



ACTIVITY



Month	Adjusted Scheduled Activity (UDA)	
	2019	2020
April	84	69
May	241	178
June	340	302
July	485	
August	665	
September	753	
October	868	
November	1,030	
December	1,125	
January	1,267	
February	1,422	
March	1,661	
April	1,744	
May	1,744	
June	1,744	

QUALITY

	Quantity	Base Number	Contract	AT	Region	England
% of FP17s for the same patient ID Re-attending within 3 months - Children	8	174	4.6%	8.9%	10.6%	11.4%
% of FP17s for the same patient ID Re-attending within 3 months - Adults	6	56	10.7%	14.9%	15.2%	15.4%
% of FP17s for the same patient ID Re-attending between 3 & 9 months - Children	115	174	66.1%	61.6%	62.3%	59.8%
% of FP17s for the same patient ID Re-attending between 3 & 9 months - Adults	28	56	50.0%	52.9%	53.3%	52.1%
% of FP17s for Band 1 Urgent Courses	5	195	2.6%	9.3%	9.7%	9.2%
% of FP17s Relating to Free Repair or Replacements	0	195	0.0%	0.5%	0.6%	0.7%
% of FP17s Relating to Continuations	0	195	0.0%	0.7%	0.8%	0.8%
% of Patients satisfied with the dentistry they have received	0	0	N/A	93.6%	93.4%	93.4%
% of Patients satisfied with the time they had to wait for an appointment	0	0	N/A	89.3%	86.8%	87.6%

* This is based on patients treated on this contract for their most recent course of treatment. Figures in italics indicate the base number of FP17s or Patient Questionnaire responses are less than 100. N/A is shown where the base number of responses is less than 10 during the period. % is calculated as Quantity/Base number*100

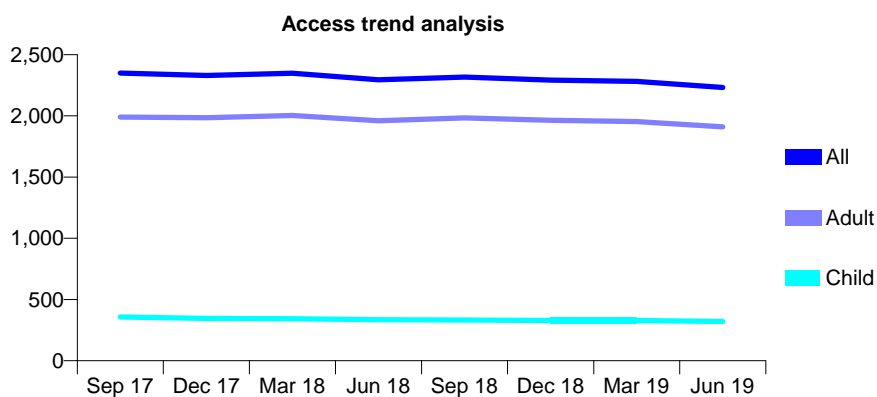
Q68 - Vital Signs At a Glance Contract Report for 754358/0001 - June 2019

Name or company name	MR TE CRONIN
Contract type name	GDS Contract
Purpose of contract	General
Contract start date	01/04/2006
Contract end date	

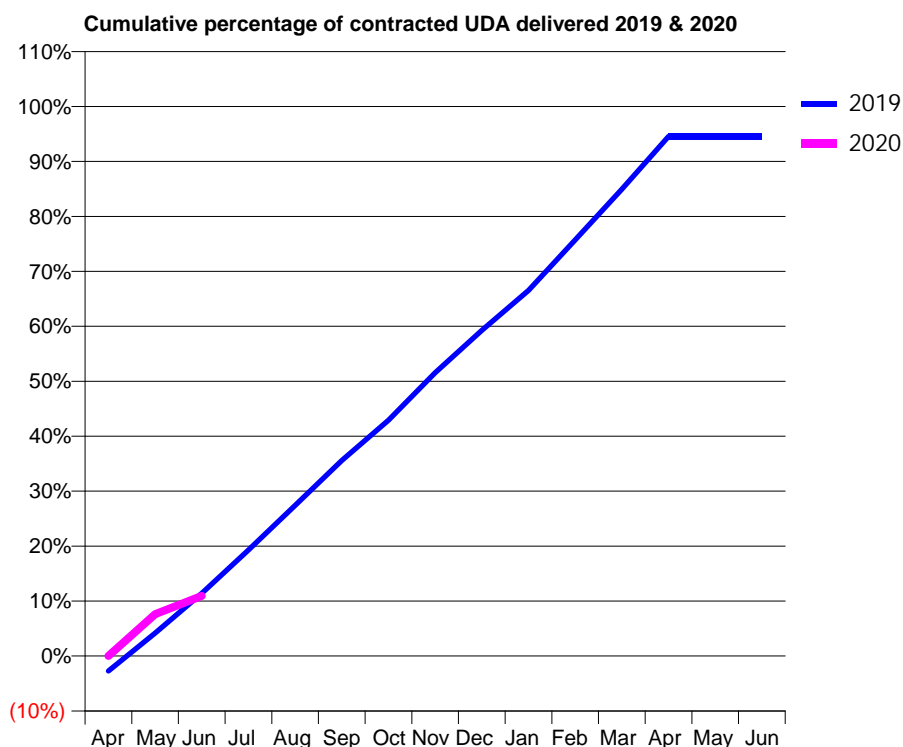
19/20 Contracted general activity (UDA)	9,110
Carry forward general activity (UDA)	0
19/20 Contracted orthodontic activity (UOA)	0
Carry forward orthodontic activity (UOA)	0
Baseline contract value	£225,889.45

ACCESS*

Patients seen in 24 months	Total	Change since previous quarter
Quarter ending June 2018	2,295	
Quarter ending September 2018	2,317	→
Quarter ending December 2018	2,292	↓
Quarter ending March 2019	2,282	→
Quarter ending June 2019	2,231	↓
Variance since June 2018	(2.8%)	↓



ACTIVITY



Month	Adjusted Scheduled Activity (UDA)	
	2019	2020
April	-252	0
May	382	693
June	1,037	995
July	1,758	
August	2,497	
September	3,239	
October	3,910	
November	4,697	
December	5,398	
January	6,062	
February	6,900	
March	7,739	
April	8,614	
May	8,614	
June	8,614	

QUALITY

	Quantity	Base Number	Contract	AT	Region	England
% of FP17s for the same patient ID Re-attending within 3 months - Children	3	106	2.8%	8.9%	10.6%	11.4%
% of FP17s for the same patient ID Re-attending within 3 months - Adults	88	639	13.8%	14.9%	15.2%	15.4%
% of FP17s for the same patient ID Re-attending between 3 & 9 months - Children	73	106	68.9%	61.6%	62.3%	59.8%
% of FP17s for the same patient ID Re-attending between 3 & 9 months - Adults	406	639	63.5%	52.9%	53.3%	52.1%
% of FP17s for Band 1 Urgent Courses	35	477	7.3%	9.3%	9.7%	9.2%
% of FP17s Relating to Free Repair or Replacements	2	477	0.4%	0.5%	0.6%	0.7%
% of FP17s Relating to Continuations	9	477	1.9%	0.7%	0.8%	0.8%
% of Patients satisfied with the dentistry they have received	0	0	N/A	93.6%	93.4%	93.4%
% of Patients satisfied with the time they had to wait for an appointment	0	0	N/A	89.3%	86.8%	87.6%

* This is based on patients treated on this contract for their most recent course of treatment. Figures in italics indicate the base number of FP17s or Patient Questionnaire responses are less than 100. N/A is shown where the base number of responses is less than 10 during the period. % is calculated as Quantity/Base number*100

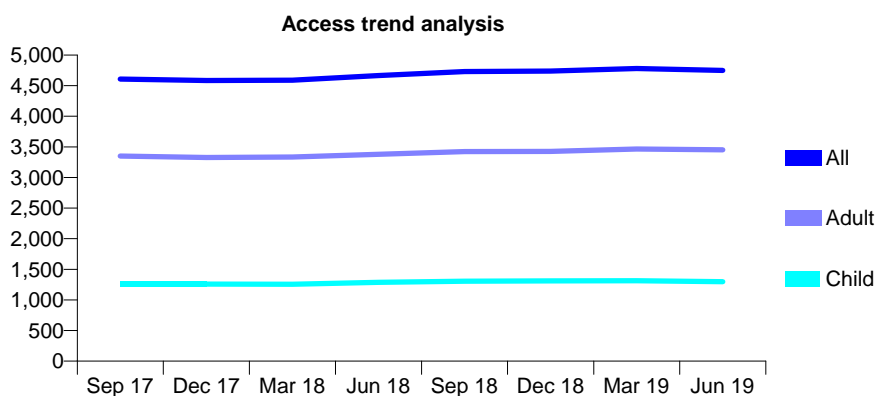
Q68 - Vital Signs At a Glance Contract Report for 755389/0001 - June 2019

Name or company name	MR SD KELL
Contract type name	GDS Contract
Purpose of contract	General
Contract start date	01/08/2007
Contract end date	

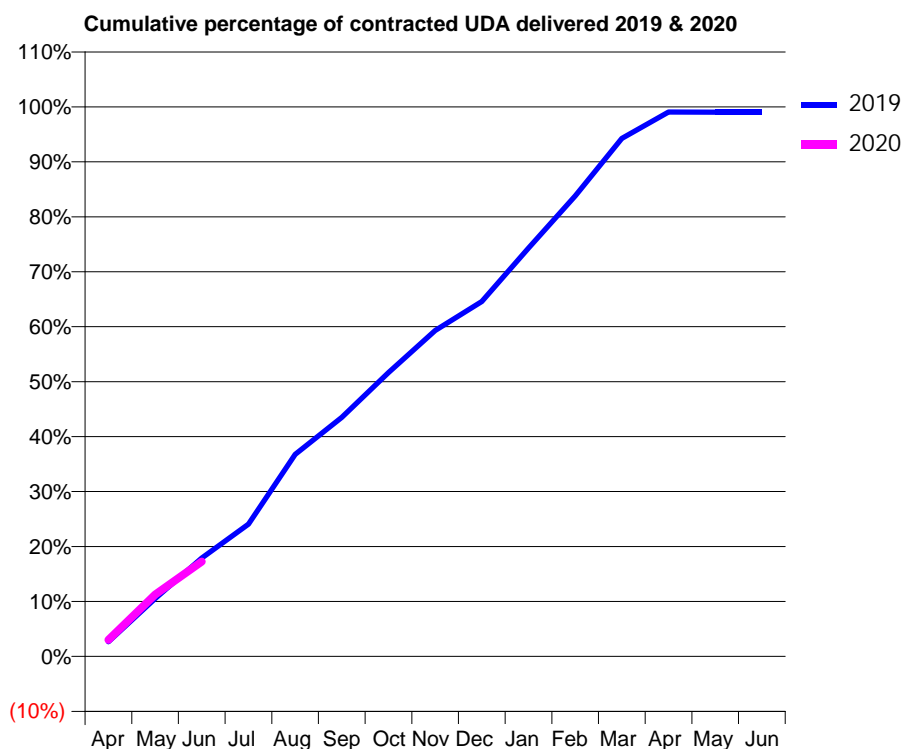
19/20 Contracted general activity (UDA)	12,216
Carry forward general activity (UDA)	0
19/20 Contracted orthodontic activity (UOA)	0
Carry forward orthodontic activity (UOA)	0
Baseline contract value	£298,150.39

ACCESS*

Patients seen in 24 months	Total	Change since previous quarter
Quarter ending June 2018	4,666	
Quarter ending September 2018	4,730	→
Quarter ending December 2018	4,738	→
Quarter ending March 2019	4,780	→
Quarter ending June 2019	4,749	→
Variance since June 2018	1.8%	→



ACTIVITY



Month	Adjusted Scheduled Activity (UDA)	
	2019	2020
April	326	368
May	1,284	1,376
June	2,185	2,109
July	2,938	
August	4,492	
September	5,314	
October	6,310	
November	7,242	
December	7,890	
January	9,079	
February	10,238	
March	11,512	
April	12,099	
May	12,096	
June	12,098	

QUALITY

	Quantity	Base Number	Contract	AT	Region	England
% of FP17s for the same patient ID Re-attending within 3 months - Children	44	493	8.9%	8.9%	10.6%	11.4%
% of FP17s for the same patient ID Re-attending within 3 months - Adults	156	1,218	12.8%	14.9%	15.2%	15.4%
% of FP17s for the same patient ID Re-attending between 3 & 9 months - Children	355	493	72.0%	61.6%	62.3%	59.8%
% of FP17s for the same patient ID Re-attending between 3 & 9 months - Adults	809	1,218	66.4%	52.9%	53.3%	52.1%
% of FP17s for Band 1 Urgent Courses	62	1,211	5.1%	9.3%	9.7%	9.2%
% of FP17s Relating to Free Repair or Replacements	7	1,211	0.6%	0.5%	0.6%	0.7%
% of FP17s Relating to Continuations	1	1,211	0.1%	0.7%	0.8%	0.8%
% of Patients satisfied with the dentistry they have received	3	4	N/A	93.6%	93.4%	93.4%
% of Patients satisfied with the time they had to wait for an appointment	4	4	N/A	89.3%	86.8%	87.6%

* This is based on patients treated on this contract for their most recent course of treatment. Figures in italics indicate the base number of FP17s or Patient Questionnaire responses are less than 100. N/A is shown where the base number of responses is less than 10 during the period. % is calculated as Quantity/Base number*100

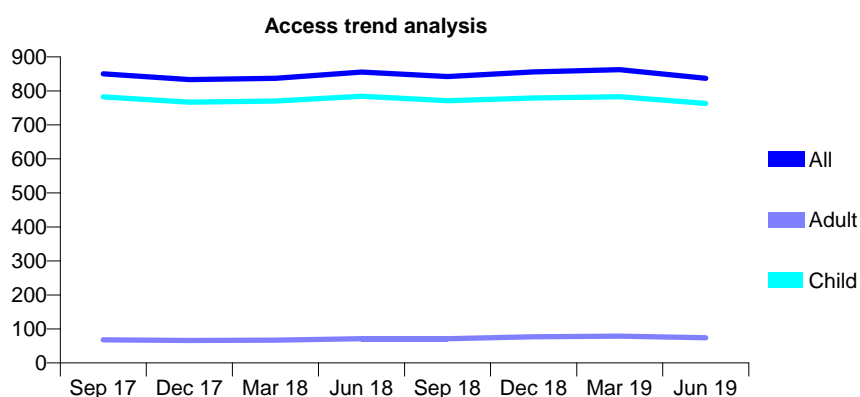
Q68 - Vital Signs At a Glance Contract Report for 762113/0001 - June 2019

Name or company name	MR M SABAH
Contract type name	GDS Contract
Purpose of contract	General
Contract start date	01/04/2006
Contract end date	

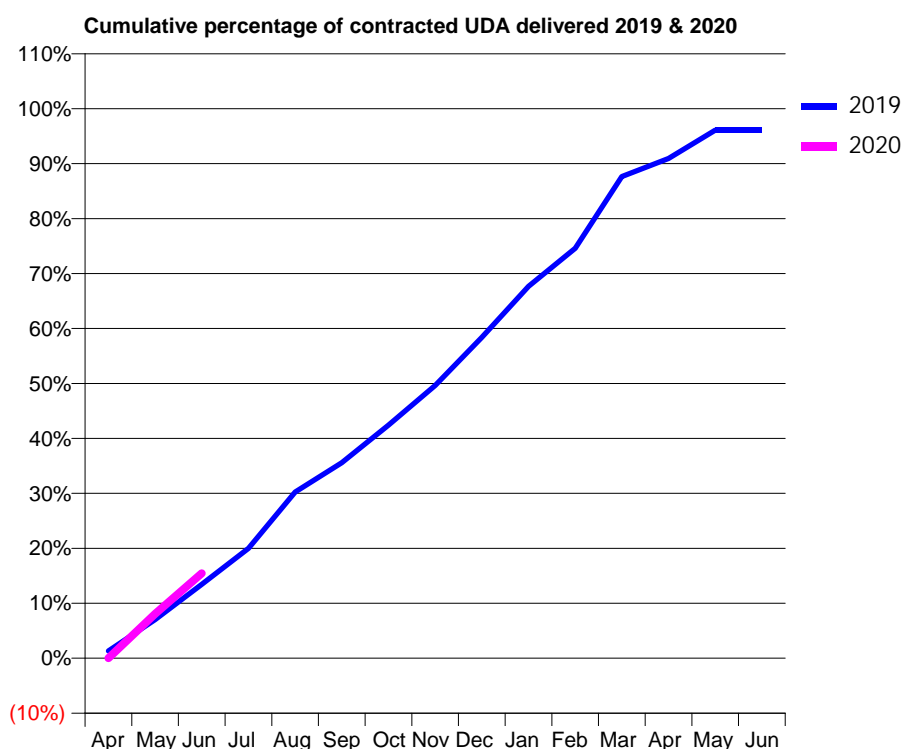
19/20 Contracted general activity (UDA)	1,500
Carry forward general activity (UDA)	0
19/20 Contracted orthodontic activity (UOA)	0
Carry forward orthodontic activity (UOA)	0
Baseline contract value	£32,504.91

ACCESS*

Patients seen in 24 months	Total	Change since previous quarter
Quarter ending June 2018	855	
Quarter ending September 2018	842	↓
Quarter ending December 2018	856	→
Quarter ending March 2019	862	→
Quarter ending June 2019	837	↓
Variance since June 2018	(2.1%)	↓



ACTIVITY



Month	2019	2020
April	20	0
May	106	121
June	202	232
July	300	
August	454	
September	534	
October	636	
November	744	
December	876	
January	1,015	
February	1,119	
March	1,315	
April	1,364	
May	1,441	
June	1,441	

QUALITY

	Quantity	Base Number	Contract	AT	Region	England
% of FP17s for the same patient ID Re-attending within 3 months - Children	14	262	5.3%	8.9%	10.6%	11.4%
% of FP17s for the same patient ID Re-attending within 3 months - Adults	2	9	22.2%	14.9%	15.2%	15.4%
% of FP17s for the same patient ID Re-attending between 3 & 9 months - Children	155	262	59.2%	61.6%	62.3%	59.8%
% of FP17s for the same patient ID Re-attending between 3 & 9 months - Adults	5	9	55.6%	52.9%	53.3%	52.1%
% of FP17s for Band 1 Urgent Courses	3	179	1.7%	9.3%	9.7%	9.2%
% of FP17s Relating to Free Repair or Replacements	0	179	0.0%	0.5%	0.6%	0.7%
% of FP17s Relating to Continuations	0	179	0.0%	0.7%	0.8%	0.8%
% of Patients satisfied with the dentistry they have received	0	0	N/A	93.6%	93.4%	93.4%
% of Patients satisfied with the time they had to wait for an appointment	0	0	N/A	89.3%	86.8%	87.6%

* This is based on patients treated on this contract for their most recent course of treatment.

Figures in italics indicate the base number of FP17s or Patient Questionnaire responses are less than 100. N/A is shown where the base number of responses is less than 10 during the period. % is calculated as Quantity/Base number*100

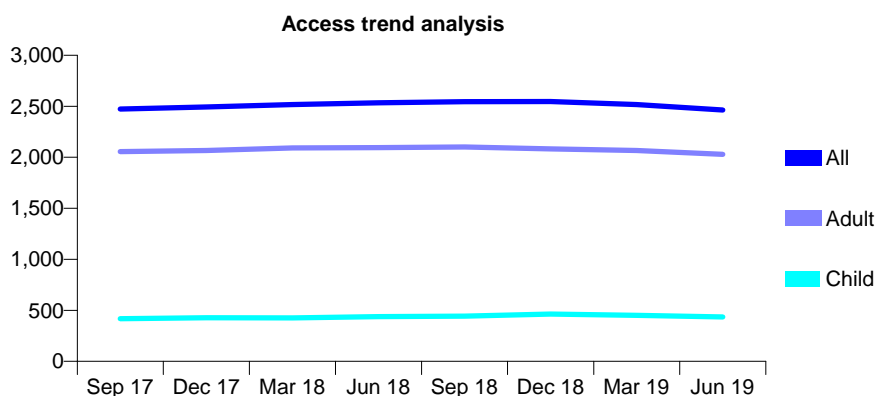
Q68 - Vital Signs At a Glance Contract Report for 762369/0001 - June 2019

Name or company name	MR F DIRAKVAND
Contract type name	GDS Contract
Purpose of contract	General
Contract start date	01/04/2006
Contract end date	

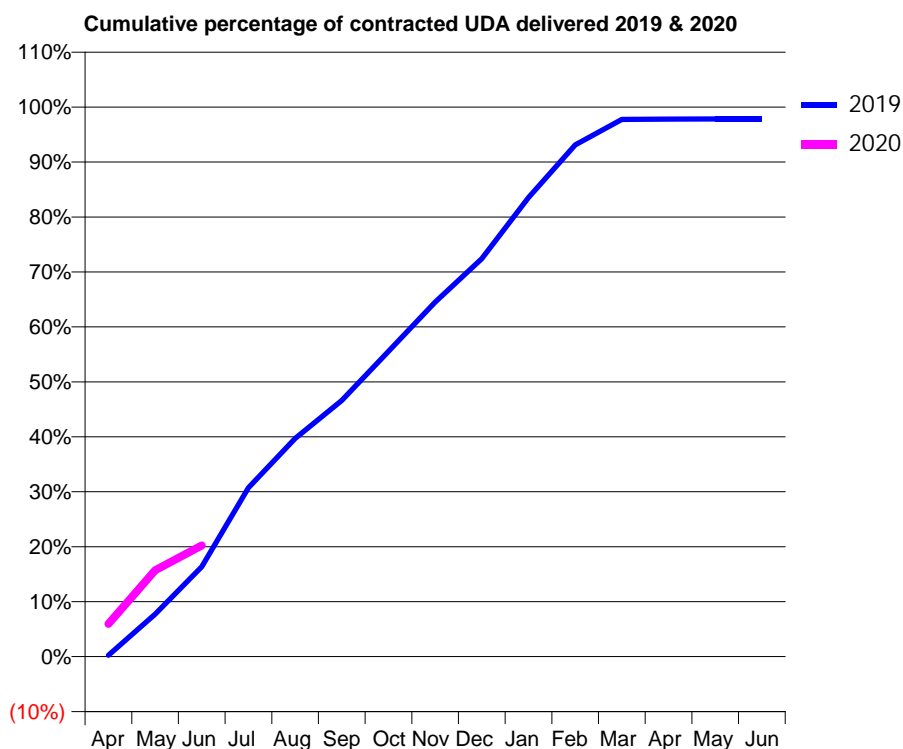
19/20 Contracted general activity (UDA)	8,356
Carry forward general activity (UDA)	0
19/20 Contracted orthodontic activity (UOA)	0
Carry forward orthodontic activity (UOA)	0
Baseline contract value	£213,349.67

ACCESS*

Patients seen in 24 months	Total	Change since previous quarter
Quarter ending June 2018	2,534	
Quarter ending September 2018	2,545	→
Quarter ending December 2018	2,547	→
Quarter ending March 2019	2,517	↓
Quarter ending June 2019	2,464	↓
Variance since June 2018	(2.8%)	↓



ACTIVITY



Month	Adjusted Scheduled Activity (UDA)	
	2019	2020
April	21	497
May	646	1,312
June	1,368	1,691
July	2,568	
August	3,319	
September	3,894	
October	4,642	
November	5,391	
December	6,050	
January	6,981	
February	7,781	
March	8,169	
April	8,172	
May	8,175	
June	8,175	

QUALITY

	Quantity	Base Number	Contract	AT	Region	England
% of FP17s for the same patient ID Re-attending within 3 months - Children	4	118	3.4%	8.9%	10.6%	11.4%
% of FP17s for the same patient ID Re-attending within 3 months - Adults	35	573	6.1%	14.9%	15.2%	15.4%
% of FP17s for the same patient ID Re-attending between 3 & 9 months - Children	77	118	65.3%	61.6%	62.3%	59.8%
% of FP17s for the same patient ID Re-attending between 3 & 9 months - Adults	370	573	64.6%	52.9%	53.3%	52.1%
% of FP17s for Band 1 Urgent Courses	32	689	4.6%	9.3%	9.7%	9.2%
% of FP17s Relating to Free Repair or Replacements	4	689	0.6%	0.5%	0.6%	0.7%
% of FP17s Relating to Continuations	0	689	0.0%	0.7%	0.8%	0.8%
% of Patients satisfied with the dentistry they have received	0	0	N/A	93.6%	93.4%	93.4%
% of Patients satisfied with the time they had to wait for an appointment	0	0	N/A	89.3%	86.8%	87.6%

* This is based on patients treated on this contract for their most recent course of treatment. Figures in italics indicate the base number of FP17s or Patient Questionnaire responses are less than 100. N/A is shown where the base number of responses is less than 10 during the period. % is calculated as Quantity/Base number*100

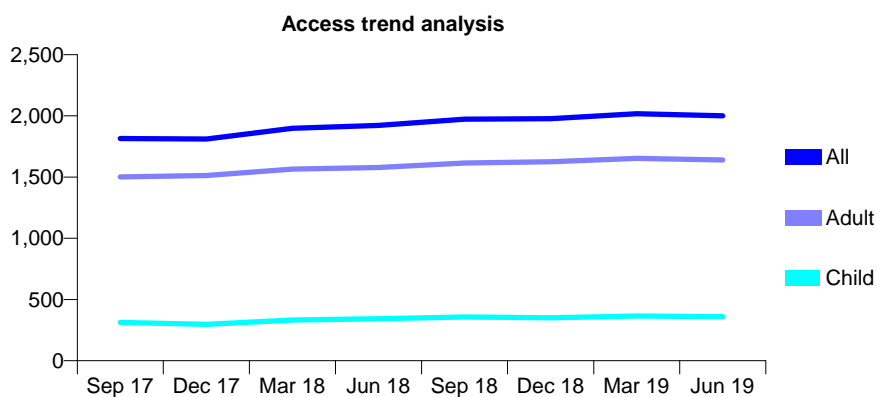
Q68 - Vital Signs At a Glance Contract Report for 763233/0001 - June 2019

Name or company name	MR H MOTAMEDI
Contract type name	GDS Contract
Purpose of contract	General
Contract start date	01/04/2006
Contract end date	

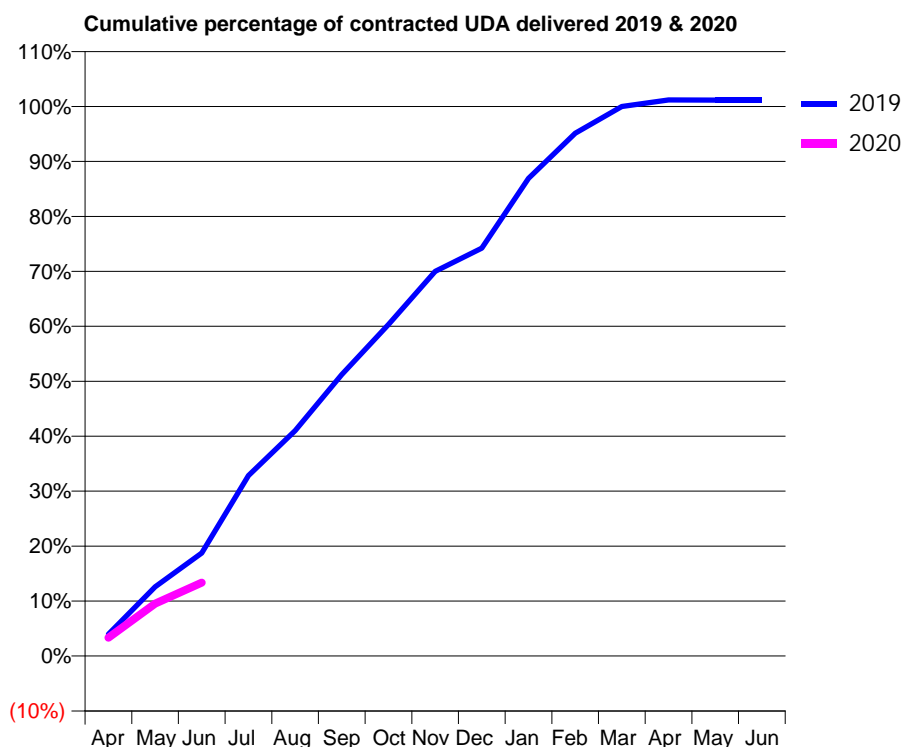
19/20 Contracted general activity (UDA)	7,159
Carry forward general activity (UDA)	0
19/20 Contracted orthodontic activity (UOA)	0
Carry forward orthodontic activity (UOA)	0
Baseline contract value	£183,062.40

ACCESS*

Patients seen in 24 months	Total	Change since previous quarter
Quarter ending June 2018	1,922	
Quarter ending September 2018	1,973	↑
Quarter ending December 2018	1,977	→
Quarter ending March 2019	2,018	↑
Quarter ending June 2019	2,000	→
Variance since June 2018	4.1%	↑



ACTIVITY



Month	Adjusted Scheduled Activity (UDA)	
	2019	2020
April	286	239
May	903	683
June	1,342	957
July	2,352	
August	2,937	
September	3,667	
October	4,318	
November	5,011	
December	5,313	
January	6,222	
February	6,812	
March	7,159	
April	7,243	
May	7,241	
June	7,241	

QUALITY

	Quantity	Base Number	Contract	AT	Region	England
% of FP17s for the same patient ID Re-attending within 3 months - Children	1	71	1.4%	8.9%	10.6%	11.4%
% of FP17s for the same patient ID Re-attending within 3 months - Adults	21	366	5.7%	14.9%	15.2%	15.4%
% of FP17s for the same patient ID Re-attending between 3 & 9 months - Children	46	71	64.8%	61.6%	62.3%	59.8%
% of FP17s for the same patient ID Re-attending between 3 & 9 months - Adults	228	366	62.3%	52.9%	53.3%	52.1%
% of FP17s for Band 1 Urgent Courses	8	390	2.1%	9.3%	9.7%	9.2%
% of FP17s Relating to Free Repair or Replacements	0	390	0.0%	0.5%	0.6%	0.7%
% of FP17s Relating to Continuations	0	390	0.0%	0.7%	0.8%	0.8%
% of Patients satisfied with the dentistry they have received	2	3	N/A	93.6%	93.4%	93.4%
% of Patients satisfied with the time they had to wait for an appointment	2	3	N/A	89.3%	86.8%	87.6%

* This is based on patients treated on this contract for their most recent course of treatment. Figures in italics indicate the base number of FP17s or Patient Questionnaire responses are less than 100. N/A is shown where the base number of responses is less than 10 during the period. % is calculated as Quantity/Base number*100

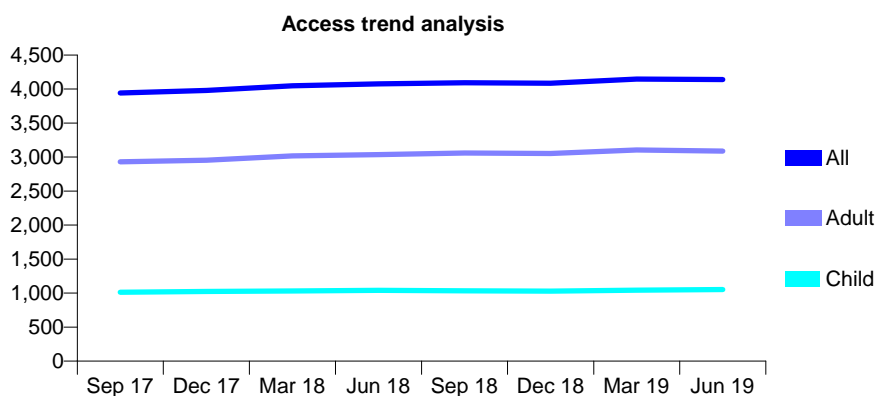
Q68 - Vital Signs At a Glance Contract Report for 763535/0002 - June 2019

Name or company name	MR A SAMI
Contract type name	GDS Contract
Purpose of contract	General
Contract start date	01/12/2006
Contract end date	

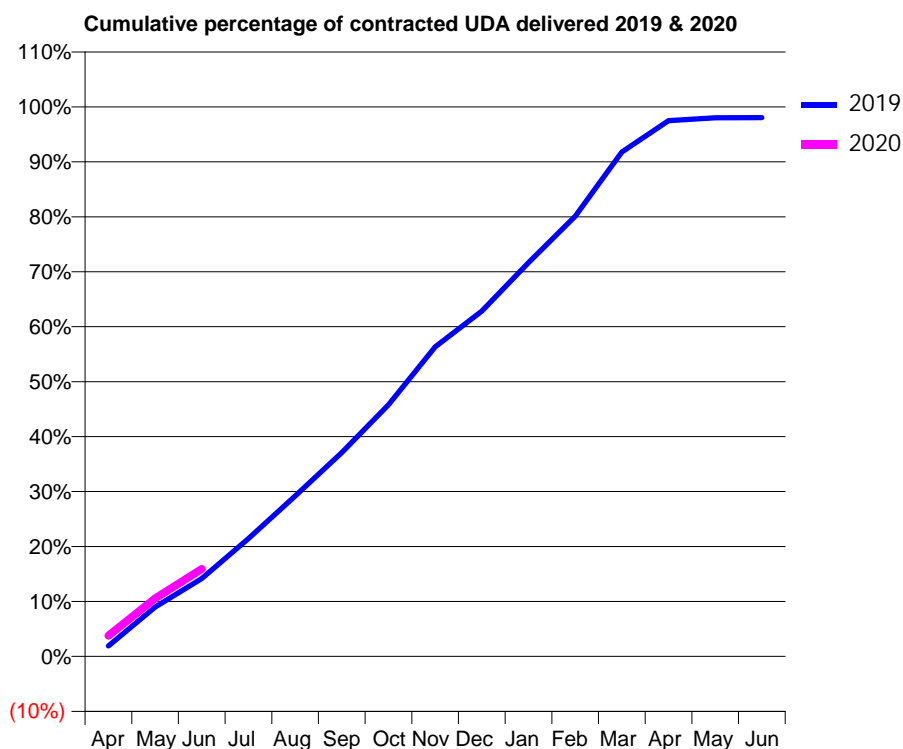
19/20 Contracted general activity (UDA)	10,310
Carry forward general activity (UDA)	0
19/20 Contracted orthodontic activity (UOA)	0
Carry forward orthodontic activity (UOA)	0
Baseline contract value	£250,170.19

ACCESS*

Patients seen in 24 months	Total	Change since previous quarter
Quarter ending June 2018	4,077	
Quarter ending September 2018	4,094	→
Quarter ending December 2018	4,085	→
Quarter ending March 2019	4,149	→
Quarter ending June 2019	4,141	→
Variance since June 2018	1.6%	→



ACTIVITY



Month	2019	2020
April	197	390
May	927	1,090
June	1,464	1,639
July	2,214	
August	3,010	
September	3,823	
October	4,723	
November	5,808	
December	6,479	
January	7,388	
February	8,258	
March	9,465	
April	10,053	
May	10,105	
June	10,107	

QUALITY

	Quantity	Base Number	Contract	AT	Region	England
% of FP17s for the same patient ID Re-attending within 3 months - Children	21	316	6.6%	8.9%	10.6%	11.4%
% of FP17s for the same patient ID Re-attending within 3 months - Adults	126	807	15.6%	14.9%	15.2%	15.4%
% of FP17s for the same patient ID Re-attending between 3 & 9 months - Children	149	316	47.2%	61.6%	62.3%	59.8%
% of FP17s for the same patient ID Re-attending between 3 & 9 months - Adults	298	807	36.9%	52.9%	53.3%	52.1%
% of FP17s for Band 1 Urgent Courses	112	873	12.8%	9.3%	9.7%	9.2%
% of FP17s Relating to Free Repair or Replacements	4	873	0.5%	0.5%	0.6%	0.7%
% of FP17s Relating to Continuations	15	873	1.7%	0.7%	0.8%	0.8%
% of Patients satisfied with the dentistry they have received	1	3	N/A	93.6%	93.4%	93.4%
% of Patients satisfied with the time they had to wait for an appointment	2	3	N/A	89.3%	86.8%	87.6%

* This is based on patients treated on this contract for their most recent course of treatment. Figures in italics indicate the base number of FP17s or Patient Questionnaire responses are less than 100. N/A is shown where the base number of responses is less than 10 during the period. % is calculated as Quantity/Base number*100

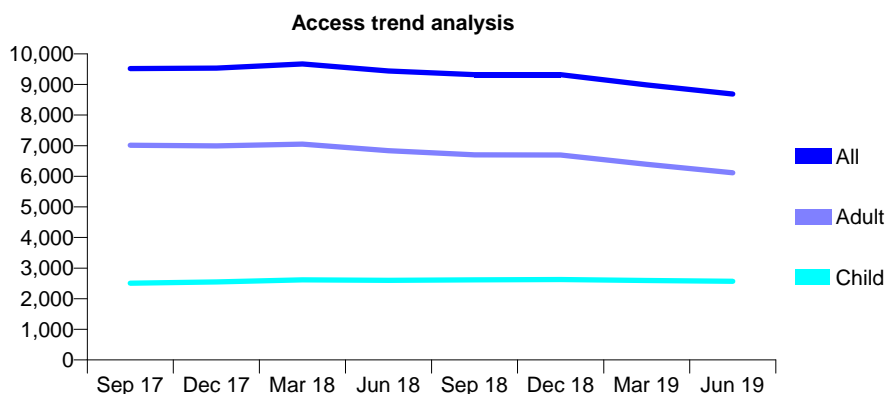
Q68 - Vital Signs At a Glance Contract Report for 772100/0001 - June 2019

Name or company name	MR BM SILVA
Contract type name	GDS Contract
Purpose of contract	General
Contract start date	01/04/2006
Contract end date	

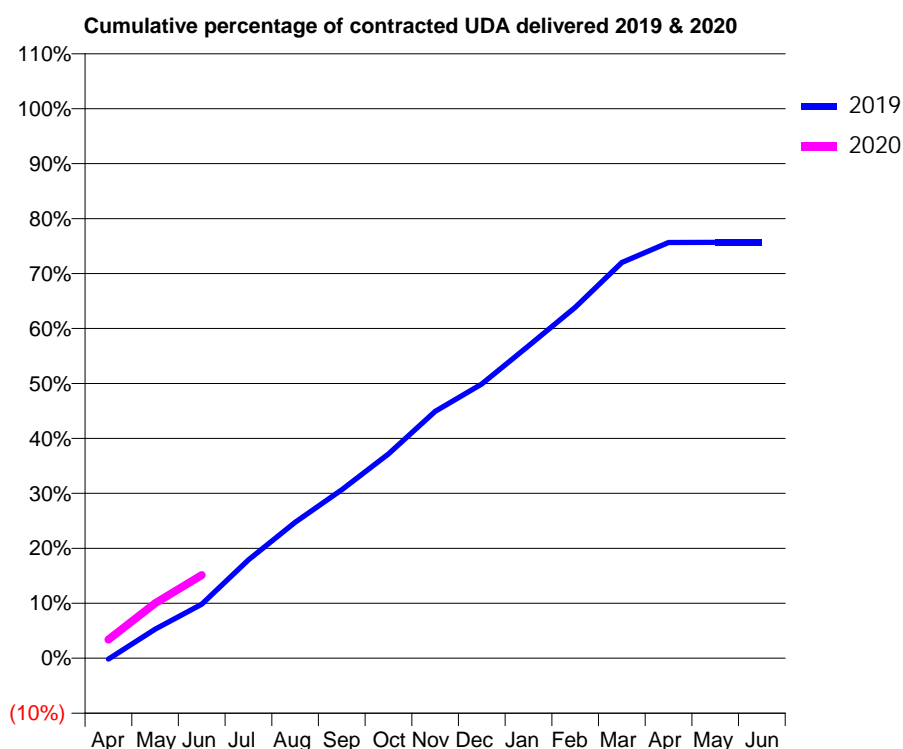
19/20 Contracted general activity (UDA)	29,792
Carry forward general activity (UDA)	0
19/20 Contracted orthodontic activity (UOA)	0
Carry forward orthodontic activity (UOA)	0
Baseline contract value	£789,074.91

ACCESS*

Patients seen in 24 months	Total	Change since previous quarter
Quarter ending June 2018	9,440	
Quarter ending September 2018	9,316	↓
Quarter ending December 2018	9,319	→
Quarter ending March 2019	8,988	↓
Quarter ending June 2019	8,685	↓
Variance since June 2018	(8.0%)	↓



ACTIVITY



Month	2019	2020
April	-58	1,015
May	1,578	2,983
June	2,932	4,509
July	5,333	
August	7,374	
September	9,136	
October	11,081	
November	13,388	
December	14,865	
January	16,931	
February	19,026	
March	21,452	
April	22,535	
May	22,542	
June	22,544	

QUALITY

	Quantity	Base Number	Contract	AT	Region	England
% of FP17s for the same patient ID Re-attending within 3 months - Children	69	840	8.2%	8.9%	10.6%	11.4%
% of FP17s for the same patient ID Re-attending within 3 months - Adults	316	1,838	17.2%	14.9%	15.2%	15.4%
% of FP17s for the same patient ID Re-attending between 3 & 9 months - Children	500	840	59.5%	61.6%	62.3%	59.8%
% of FP17s for the same patient ID Re-attending between 3 & 9 months - Adults	982	1,838	53.4%	52.9%	53.3%	52.1%
% of FP17s for Band 1 Urgent Courses	211	2,245	9.4%	9.3%	9.7%	9.2%
% of FP17s Relating to Free Repair or Replacements	6	2,245	0.3%	0.5%	0.6%	0.7%
% of FP17s Relating to Continuations	0	2,245	0.0%	0.7%	0.8%	0.8%
% of Patients satisfied with the dentistry they have received	4	4	N/A	93.6%	93.4%	93.4%
% of Patients satisfied with the time they had to wait for an appointment	4	4	N/A	89.3%	86.8%	87.6%

* This is based on patients treated on this contract for their most recent course of treatment.

Figures in italics indicate the base number of FP17s or Patient Questionnaire responses are less than 100. N/A is shown where the base number of responses is less than 10 during the period. % is calculated as Quantity/Base number*100

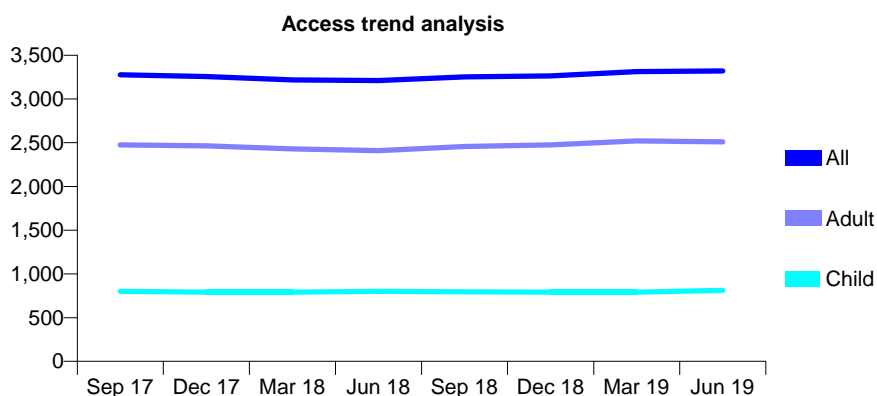
Q68 - Vital Signs At a Glance Contract Report for 772100/0003 - June 2019

Name or company name	MR BM SILVA
Contract type name	GDS Contract
Purpose of contract	General
Contract start date	06/02/2012
Contract end date	

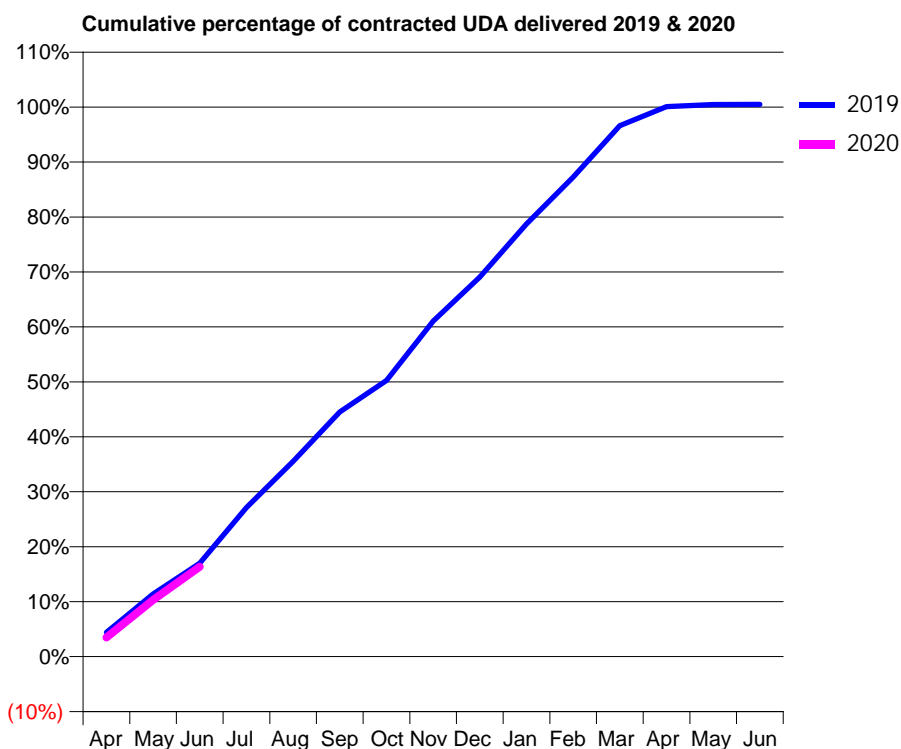
19/20 Contracted general activity (UDA)	10,000
Carry forward general activity (UDA)	0
19/20 Contracted orthodontic activity (UOA)	0
Carry forward orthodontic activity (UOA)	0
Baseline contract value	£228,050.26

ACCESS*

Patients seen in 24 months	Total	Change since previous quarter
Quarter ending June 2018	3,211	
Quarter ending September 2018	3,253	→
Quarter ending December 2018	3,265	→
Quarter ending March 2019	3,313	→
Quarter ending June 2019	3,321	→
Variance since June 2018	3.4%	↑



ACTIVITY



Month	Adjusted Scheduled Activity (UDA)	
	2019	2020
April	440	349
May	1,141	1,033
June	1,700	1,637
July	2,712	
August	3,553	
September	4,451	
October	5,023	
November	6,105	
December	6,905	
January	7,874	
February	8,726	
March	9,662	
April	10,009	
May	10,044	
June	10,048	

QUALITY

	Quantity	Base Number	Contract	AT	Region	England
% of FP17s for the same patient ID Re-attending within 3 months - Children	17	244	7.0%	8.9%	10.6%	11.4%
% of FP17s for the same patient ID Re-attending within 3 months - Adults	113	741	15.2%	14.9%	15.2%	15.4%
% of FP17s for the same patient ID Re-attending between 3 & 9 months - Children	133	244	54.5%	61.6%	62.3%	59.8%
% of FP17s for the same patient ID Re-attending between 3 & 9 months - Adults	429	741	57.9%	52.9%	53.3%	52.1%
% of FP17s for Band 1 Urgent Courses	81	837	9.7%	9.3%	9.7%	9.2%
% of FP17s Relating to Free Repair or Replacements	5	837	0.6%	0.5%	0.6%	0.7%
% of FP17s Relating to Continuations	2	837	0.2%	0.7%	0.8%	0.8%
% of Patients satisfied with the dentistry they have received	2	2	N/A	93.6%	93.4%	93.4%
% of Patients satisfied with the time they had to wait for an appointment	2	2	N/A	89.3%	86.8%	87.6%

* This is based on patients treated on this contract for their most recent course of treatment. Figures in italics indicate the base number of FP17s or Patient Questionnaire responses are less than 100. N/A is shown where the base number of responses is less than 10 during the period. % is calculated as Quantity/Base number*100

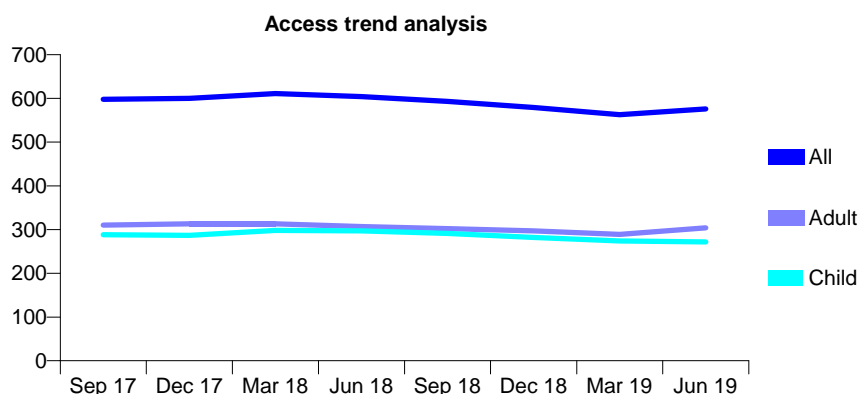
Q68 - Vital Signs At a Glance Contract Report for 776327/0001 - June 2019

Name or company name	MS S BARAHIMI
Contract type name	GDS Contract
Purpose of contract	General
Contract start date	01/10/2012
Contract end date	

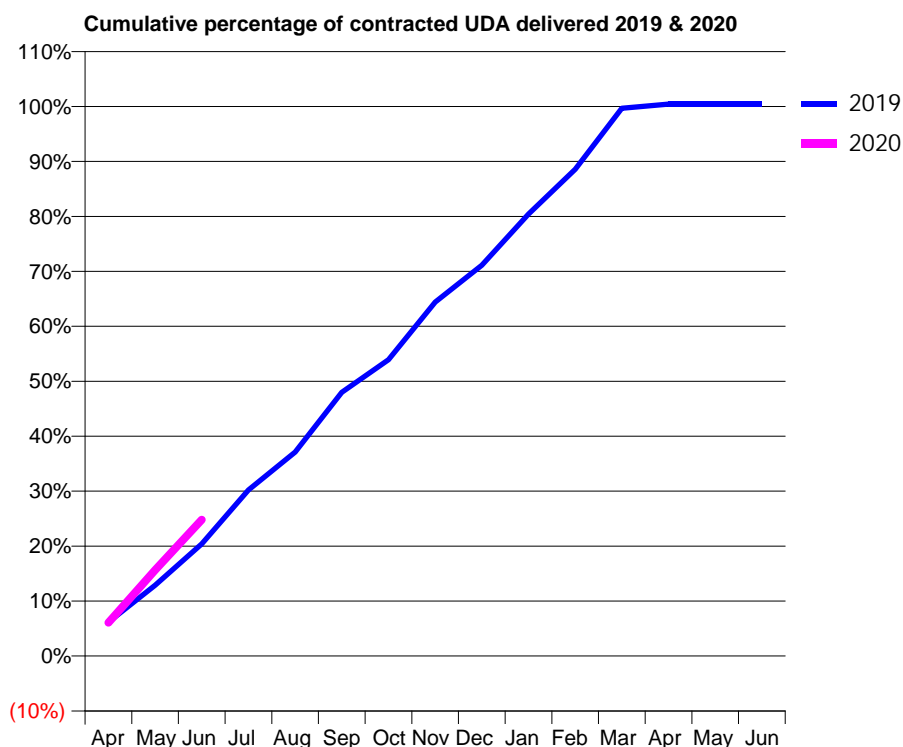
19/20 Contracted general activity (UDA)	1,334
Carry forward general activity (UDA)	0
19/20 Contracted orthodontic activity (UOA)	0
Carry forward orthodontic activity (UOA)	0
Baseline contract value	£30,683.94

ACCESS*

Patients seen in 24 months	Total	Change since previous quarter
Quarter ending June 2018	604	
Quarter ending September 2018	593	↓
Quarter ending December 2018	579	↓
Quarter ending March 2019	563	↓
Quarter ending June 2019	576	↑
Variance since June 2018	(4.6%)	↓



ACTIVITY



Month	Adjusted Scheduled Activity (UDA)	
	2019	2020
April	82	81
May	172	209
June	272	331
July	403	
August	495	
September	640	
October	719	
November	859	
December	948	
January	1,073	
February	1,182	
March	1,330	
April	1,340	
May	1,340	
June	1,340	

QUALITY

	Quantity	Base Number	Contract	AT	Region	England
% of FP17s for the same patient ID Re-attending within 3 months - Children	2	81	2.5%	8.9%	10.6%	11.4%
% of FP17s for the same patient ID Re-attending within 3 months - Adults	1	79	1.3%	14.9%	15.2%	15.4%
% of FP17s for the same patient ID Re-attending between 3 & 9 months - Children	40	81	49.4%	61.6%	62.3%	59.8%
% of FP17s for the same patient ID Re-attending between 3 & 9 months - Adults	44	79	55.7%	52.9%	53.3%	52.1%
% of FP17s for Band 1 Urgent Courses	0	155	0.0%	9.3%	9.7%	9.2%
% of FP17s Relating to Free Repair or Replacements	0	155	0.0%	0.5%	0.6%	0.7%
% of FP17s Relating to Continuations	0	155	0.0%	0.7%	0.8%	0.8%
% of Patients satisfied with the dentistry they have received	1	1	N/A	93.6%	93.4%	93.4%
% of Patients satisfied with the time they had to wait for an appointment	1	1	N/A	89.3%	86.8%	87.6%

* This is based on patients treated on this contract for their most recent course of treatment. Figures in italics indicate the base number of FP17s or Patient Questionnaire responses are less than 100. N/A is shown where the base number of responses is less than 10 during the period. % is calculated as Quantity/Base number*100

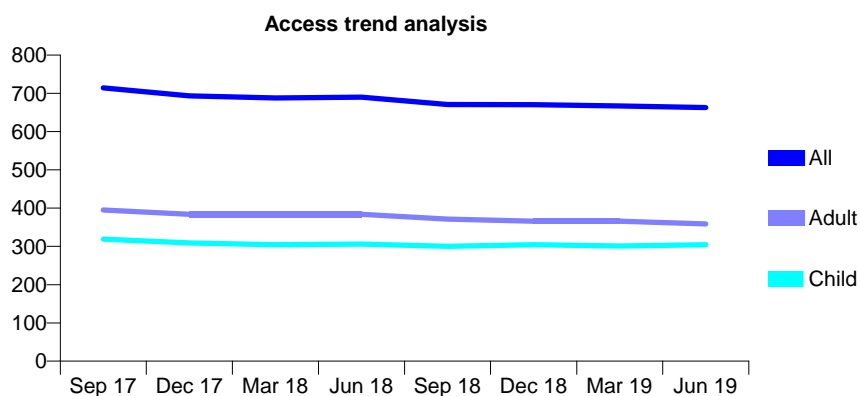
Q68 - Vital Signs At a Glance Contract Report for 781223/0001 - June 2019

Name or company name	Anitha Diwakar
Contract type name	GDS Contract
Purpose of contract	General
Contract start date	01/09/2012
Contract end date	

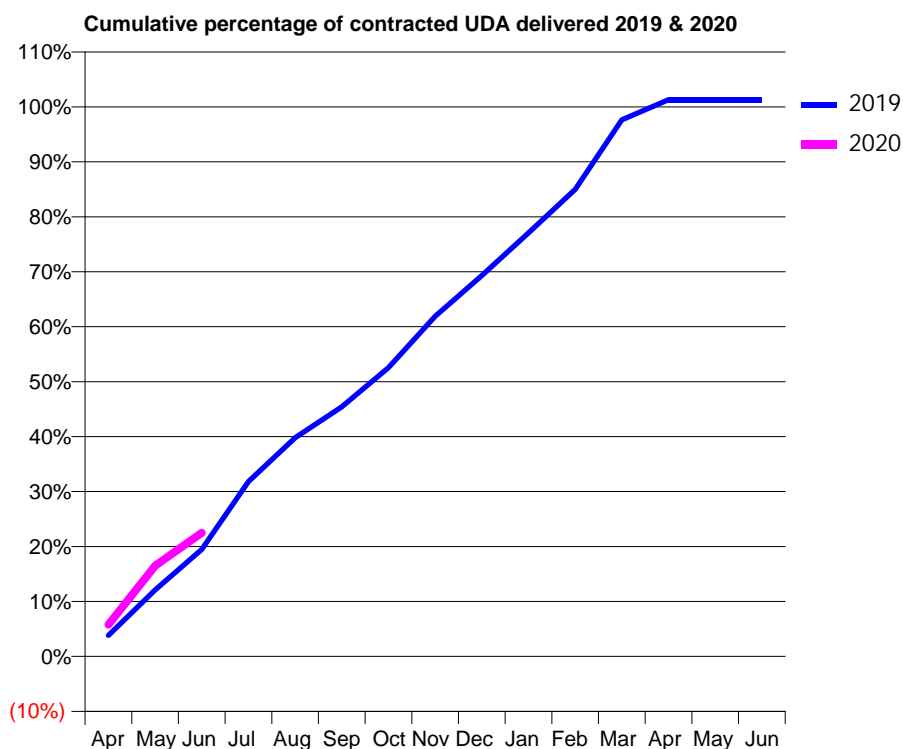
19/20 Contracted general activity (UDA)	1,614
Carry forward general activity (UDA)	0
19/20 Contracted orthodontic activity (UOA)	0
Carry forward orthodontic activity (UOA)	0
Baseline contract value	£39,476.06

ACCESS*

Patients seen in 24 months	Total	Change since previous quarter
Quarter ending June 2018	690	
Quarter ending September 2018	671	↓
Quarter ending December 2018	670	→
Quarter ending March 2019	667	→
Quarter ending June 2019	663	→
Variance since June 2018	(3.9%)	↓



ACTIVITY



Month	Adjusted Scheduled Activity (UDA)	
	2019	2020
April	62	93
May	195	266
June	314	363
July	514	
August	642	
September	733	
October	848	
November	999	
December	1,119	
January	1,244	
February	1,372	
March	1,576	
April	1,635	
May	1,635	
June	1,635	

QUALITY

	Quantity	Base Number	Contract	AT	Region	England
% of FP17s for the same patient ID Re-attending within 3 months - Children	12	133	9.0%	8.9%	10.6%	11.4%
% of FP17s for the same patient ID Re-attending within 3 months - Adults	14	113	12.4%	14.9%	15.2%	15.4%
% of FP17s for the same patient ID Re-attending between 3 & 9 months - Children	81	133	60.9%	61.6%	62.3%	59.8%
% of FP17s for the same patient ID Re-attending between 3 & 9 months - Adults	79	113	69.9%	52.9%	53.3%	52.1%
% of FP17s for Band 1 Urgent Courses	11	225	4.9%	9.3%	9.7%	9.2%
% of FP17s Relating to Free Repair or Replacements	0	225	0.0%	0.5%	0.6%	0.7%
% of FP17s Relating to Continuations	0	225	0.0%	0.7%	0.8%	0.8%
% of Patients satisfied with the dentistry they have received	0	0	N/A	93.6%	93.4%	93.4%
% of Patients satisfied with the time they had to wait for an appointment	0	0	N/A	89.3%	86.8%	87.6%

* This is based on patients treated on this contract for their most recent course of treatment. Figures in italics indicate the base number of FP17s or Patient Questionnaire responses are less than 100. N/A is shown where the base number of responses is less than 10 during the period. % is calculated as Quantity/Base number*100

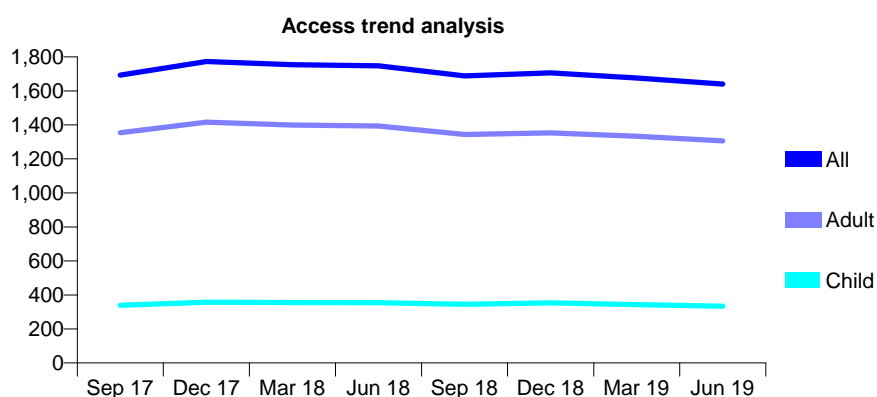
Q68 - Vital Signs At a Glance Contract Report for 785881/0001 - June 2019

Name or company name	MR HR FORGHANI ASHKEZARI
Contract type name	GDS Contract
Purpose of contract	General
Contract start date	01/11/2010
Contract end date	

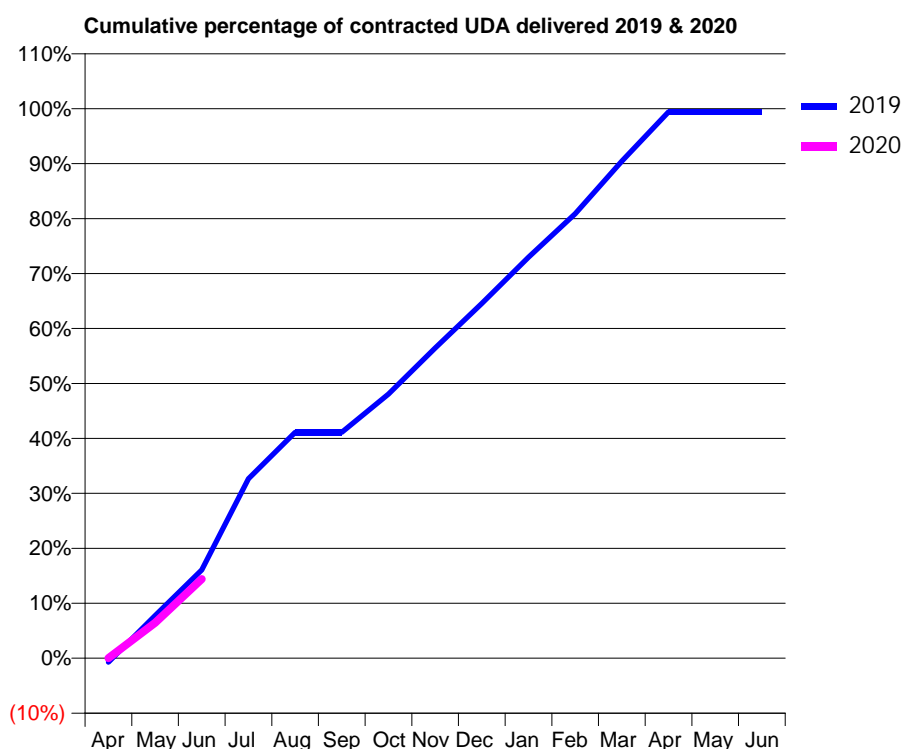
19/20 Contracted general activity (UDA)	6,668
Carry forward general activity (UDA)	0
19/20 Contracted orthodontic activity (UOA)	0
Carry forward orthodontic activity (UOA)	0
Baseline contract value	£173,008.77

ACCESS*

Patients seen in 24 months	Total	Change since previous quarter
Quarter ending June 2018	1,747	
Quarter ending September 2018	1,688	↓
Quarter ending December 2018	1,706	→
Quarter ending March 2019	1,676	↓
Quarter ending June 2019	1,640	↓
Variance since June 2018	(6.1%)	↓



ACTIVITY



Adjusted Scheduled Activity (UDA)		
Month	2019	2020
April	-50	0
May	519	431
June	1,070	960
July	2,179	
August	2,740	
September	2,740	
October	3,204	
November	3,764	
December	4,306	
January	4,864	
February	5,394	
March	6,030	
April	6,628	
May	6,628	
June	6,628	

QUALITY

	Quantity	Base Number	Contract	AT	Region	England
% of FP17s for the same patient ID Re-attending within 3 months - Children	20	146	13.7%	8.9%	10.6%	11.4%
% of FP17s for the same patient ID Re-attending within 3 months - Adults	47	507	9.3%	14.9%	15.2%	15.4%
% of FP17s for the same patient ID Re-attending between 3 & 9 months - Children	90	146	61.6%	61.6%	62.3%	59.8%
% of FP17s for the same patient ID Re-attending between 3 & 9 months - Adults	357	507	70.4%	52.9%	53.3%	52.1%
% of FP17s for Band 1 Urgent Courses	15	444	3.4%	9.3%	9.7%	9.2%
% of FP17s Relating to Free Repair or Replacements	0	444	0.0%	0.5%	0.6%	0.7%
% of FP17s Relating to Continuations	6	444	1.4%	0.7%	0.8%	0.8%
% of Patients satisfied with the dentistry they have received	0	0	N/A	93.6%	93.4%	93.4%
% of Patients satisfied with the time they had to wait for an appointment	0	0	N/A	89.3%	86.8%	87.6%

* This is based on patients treated on this contract for their most recent course of treatment.

Figures in italics indicate the base number of FP17s or Patient Questionnaire responses are less than 100. N/A is shown where the base number of responses is less than 10 during the period. % is calculated as Quantity/Base number*100

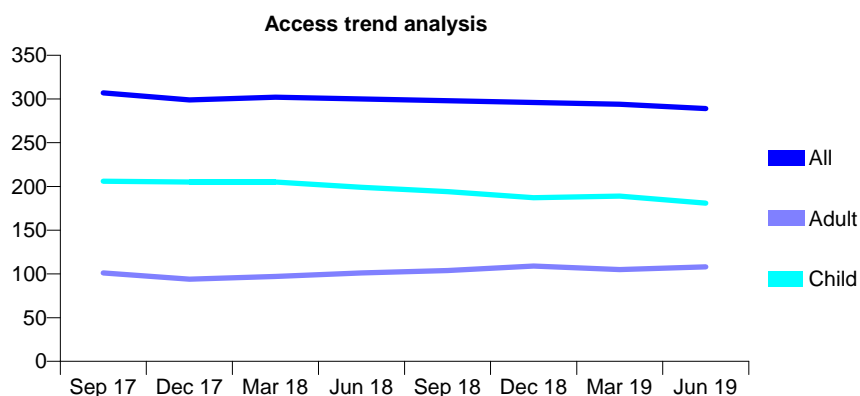
Q68 - Vital Signs At a Glance Contract Report for 807710/0001 - June 2019

Name or company name	MR PL DUKOFF-GORDON
Contract type name	GDS Contract
Purpose of contract	General
Contract start date	01/04/2006
Contract end date	

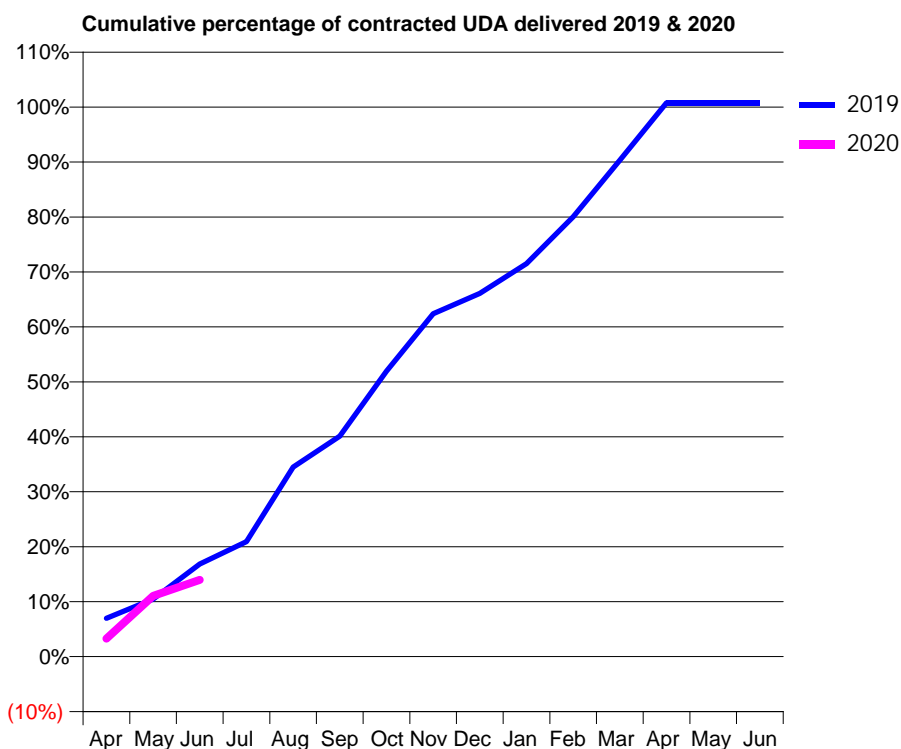
19/20 Contracted general activity (UDA)	516
Carry forward general activity (UDA)	0
19/20 Contracted orthodontic activity (UOA)	0
Carry forward orthodontic activity (UOA)	0
Baseline contract value	£12,026.84

ACCESS*

Patients seen in 24 months	Total	Change since previous quarter
Quarter ending June 2018	300	
Quarter ending September 2018	298	→
Quarter ending December 2018	296	→
Quarter ending March 2019	294	→
Quarter ending June 2019	289	↓
Variance since June 2018	(3.7%)	↓



ACTIVITY



Month	Adjusted Scheduled Activity (UDA)	
	2019	2020
April	36	17
May	54	57
June	87	72
July	108	
August	178	
September	207	
October	268	
November	322	
December	341	
January	369	
February	413	
March	466	
April	520	
May	520	
June	520	

QUALITY

	Quantity	Base Number	Contract	AT	Region	England
% of FP17s for the same patient ID Re-attending within 3 months - Children	3	67	4.5%	8.9%	10.6%	11.4%
% of FP17s for the same patient ID Re-attending within 3 months - Adults	0	26	0.0%	14.9%	15.2%	15.4%
% of FP17s for the same patient ID Re-attending between 3 & 9 months - Children	56	67	83.6%	61.6%	62.3%	59.8%
% of FP17s for the same patient ID Re-attending between 3 & 9 months - Adults	20	26	76.9%	52.9%	53.3%	52.1%
% of FP17s for Band 1 Urgent Courses	0	62	0.0%	9.3%	9.7%	9.2%
% of FP17s Relating to Free Repair or Replacements	0	62	0.0%	0.5%	0.6%	0.7%
% of FP17s Relating to Continuations	1	62	1.6%	0.7%	0.8%	0.8%
% of Patients satisfied with the dentistry they have received	0	0	N/A	93.6%	93.4%	93.4%
% of Patients satisfied with the time they had to wait for an appointment	0	0	N/A	89.3%	86.8%	87.6%

* This is based on patients treated on this contract for their most recent course of treatment. Figures in italics indicate the base number of FP17s or Patient Questionnaire responses are less than 100. N/A is shown where the base number of responses is less than 10 during the period. % is calculated as Quantity/Base number*100

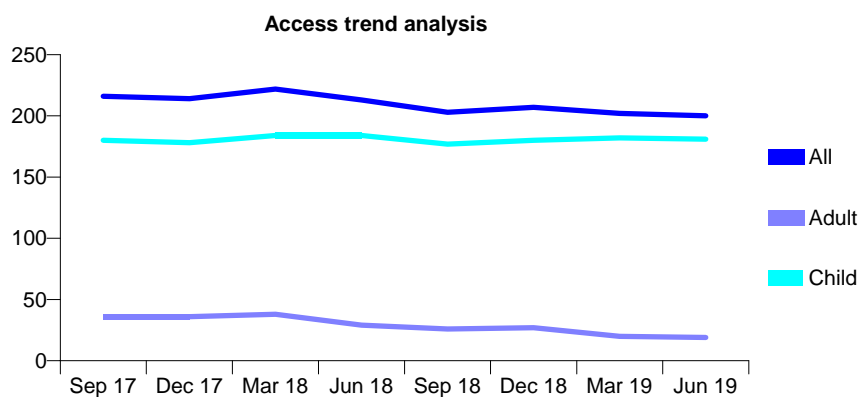
Q68 - Vital Signs At a Glance Contract Report for 810010/0001 - June 2019

Name or company name	MR RN HARDING
Contract type name	GDS Contract
Purpose of contract	General
Contract start date	01/04/2006
Contract end date	

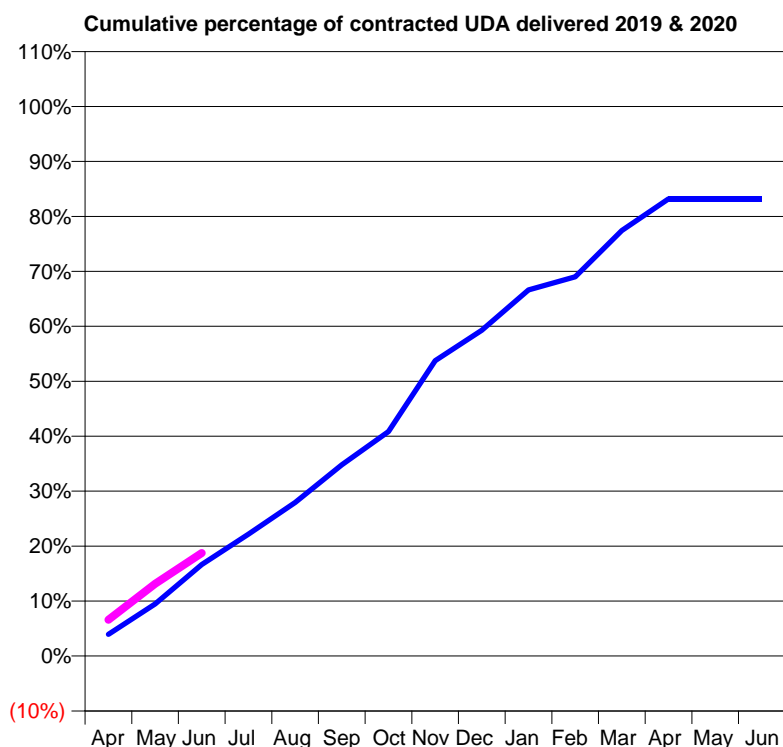
19/20 Contracted general activity (UDA)	380
Carry forward general activity (UDA)	0
19/20 Contracted orthodontic activity (UOA)	0
Carry forward orthodontic activity (UOA)	0
Baseline contract value	£9,202.98

ACCESS*

Patients seen in 24 months	Total	Change since previous quarter
Quarter ending June 2018	213	
Quarter ending September 2018	203	↓
Quarter ending December 2018	207	→
Quarter ending March 2019	202	↓
Quarter ending June 2019	200	→
Variance since June 2018	(6.1%)	↓



ACTIVITY



Month	Adjusted Scheduled Activity (UDA)	
	2019	2020
April	15	25
May	36	50
June	63	71
July	84	
August	106	
September	132	
October	155	
November	204	
December	225	
January	253	
February	262	
March	294	
April	316	
May	316	
June	316	

QUALITY

	Quantity	Base Number	Contract	AT	Region	England
% of FP17s for the same patient ID Re-attending within 3 months - Children	2	72	2.8%	8.9%	10.6%	11.4%
% of FP17s for the same patient ID Re-attending within 3 months - Adults	0	3	0.0%	14.9%	15.2%	15.4%
% of FP17s for the same patient ID Re-attending between 3 & 9 months - Children	49	72	68.1%	61.6%	62.3%	59.8%
% of FP17s for the same patient ID Re-attending between 3 & 9 months - Adults	3	3	100.0%	52.9%	53.3%	52.1%
% of FP17s for Band 1 Urgent Courses	1	59	1.7%	9.3%	9.7%	9.2%
% of FP17s Relating to Free Repair or Replacements	0	59	0.0%	0.5%	0.6%	0.7%
% of FP17s Relating to Continuations	0	59	0.0%	0.7%	0.8%	0.8%
% of Patients satisfied with the dentistry they have received	0	0	N/A	93.6%	93.4%	93.4%
% of Patients satisfied with the time they had to wait for an appointment	0	0	N/A	89.3%	86.8%	87.6%

* This is based on patients treated on this contract for their most recent course of treatment. Figures in italics indicate the base number of FP17s or Patient Questionnaire responses are less than 100. N/A is shown where the base number of responses is less than 10 during the period. % is calculated as Quantity/Base number*100

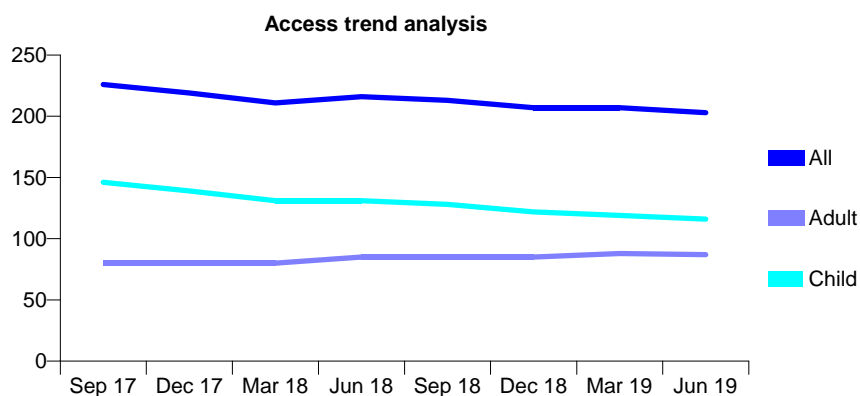
Q68 - Vital Signs At a Glance Contract Report for 811157/0001 - June 2019

Name or company name	MISS DE ALLEN
Contract type name	GDS Contract
Purpose of contract	General
Contract start date	01/04/2006
Contract end date	

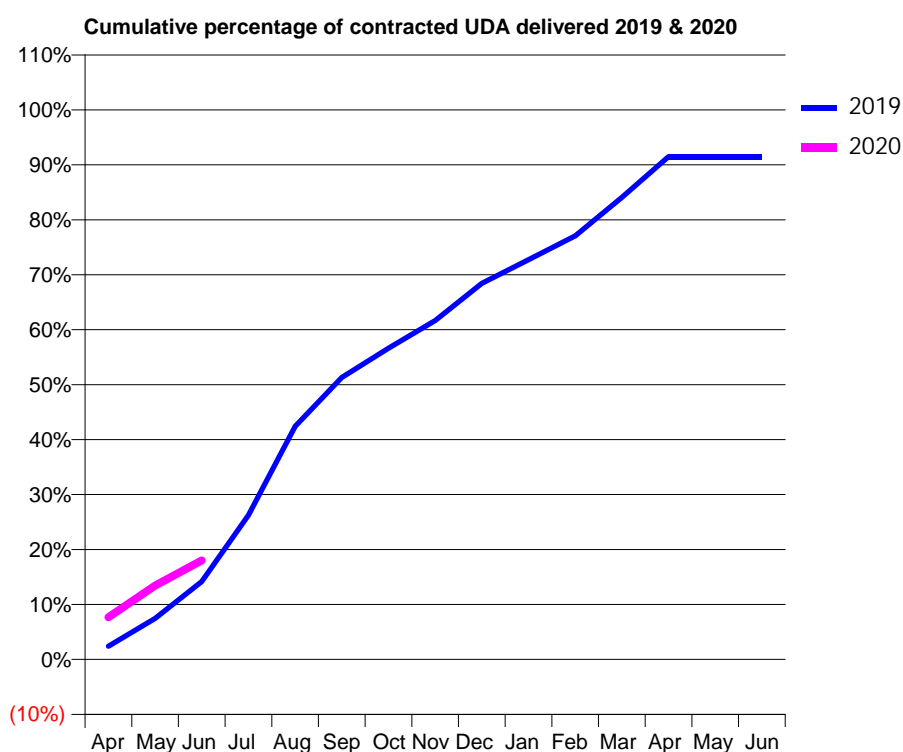
19/20 Contracted general activity (UDA)	416
Carry forward general activity (UDA)	0
19/20 Contracted orthodontic activity (UOA)	0
Carry forward orthodontic activity (UOA)	0
Baseline contract value	£10,910.03

ACCESS*

Patients seen in 24 months	Total	Change since previous quarter
Quarter ending June 2018	216	
Quarter ending September 2018	213	↓
Quarter ending December 2018	207	↓
Quarter ending March 2019	207	→
Quarter ending June 2019	203	↓
Variance since June 2018	(6.0%)	↓



ACTIVITY



Month	Adjusted Scheduled Activity (UDA)	
	2019	2020
April	10	32
May	31	56
June	59	75
July	109	
August	176	
September	213	
October	236	
November	257	
December	285	
January	303	
February	321	
March	350	
April	381	
May	381	
June	381	

QUALITY

	Quantity	Base Number	Contract	AT	Region	England
% of FP17s for the same patient ID Re-attending within 3 months - Children	0	57	0.0%	8.9%	10.6%	11.4%
% of FP17s for the same patient ID Re-attending within 3 months - Adults	2	19	10.5%	14.9%	15.2%	15.4%
% of FP17s for the same patient ID Re-attending between 3 & 9 months - Children	37	57	64.9%	61.6%	62.3%	59.8%
% of FP17s for the same patient ID Re-attending between 3 & 9 months - Adults	8	19	42.1%	52.9%	53.3%	52.1%
% of FP17s for Band 1 Urgent Courses	0	59	0.0%	9.3%	9.7%	9.2%
% of FP17s Relating to Free Repair or Replacements	0	59	0.0%	0.5%	0.6%	0.7%
% of FP17s Relating to Continuations	0	59	0.0%	0.7%	0.8%	0.8%
% of Patients satisfied with the dentistry they have received	0	0	N/A	93.6%	93.4%	93.4%
% of Patients satisfied with the time they had to wait for an appointment	0	0	N/A	89.3%	86.8%	87.6%

* This is based on patients treated on this contract for their most recent course of treatment. Figures in italics indicate the base number of FP17s or Patient Questionnaire responses are less than 100. N/A is shown where the base number of responses is less than 10 during the period. % is calculated as Quantity/Base number*100

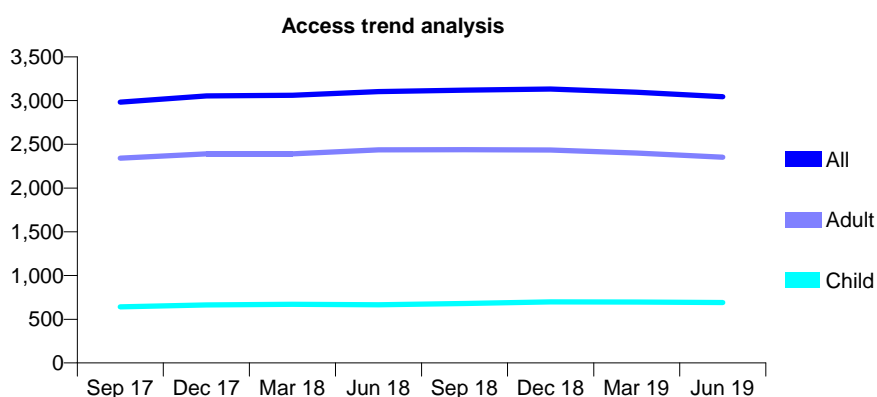
Q68 - Vital Signs At a Glance Contract Report for 812471/0001 - June 2019

Name or company name	MR ND THORPE-BEESTON
Contract type name	GDS Contract
Purpose of contract	General
Contract start date	01/04/2006
Contract end date	

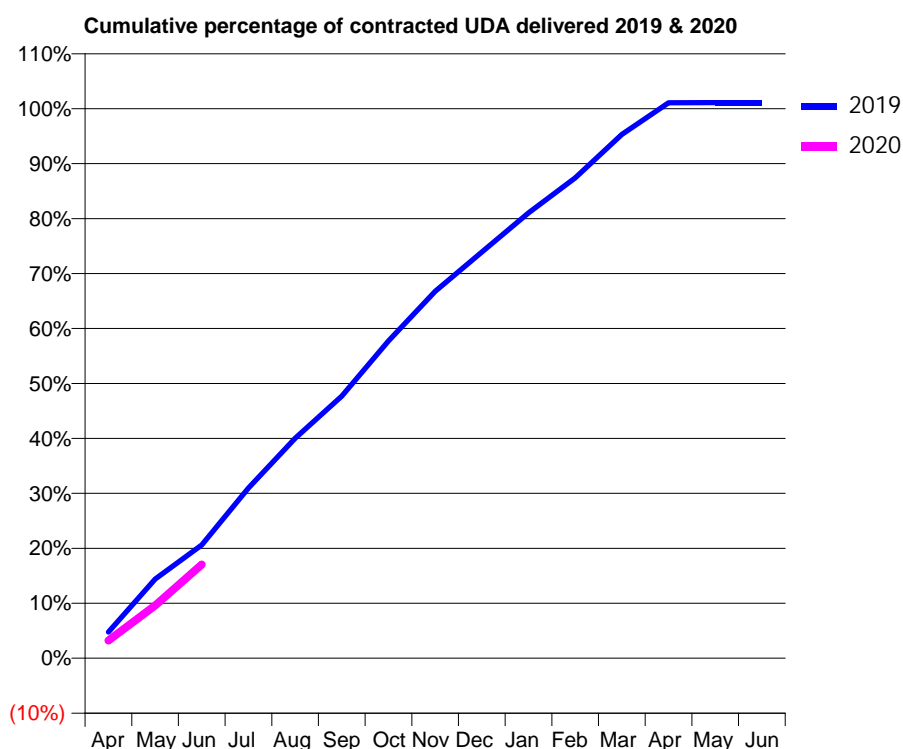
19/20 Contracted general activity (UDA)	8,238
Carry forward general activity (UDA)	0
19/20 Contracted orthodontic activity (UOA)	0
Carry forward orthodontic activity (UOA)	0
Baseline contract value	£199,224.24

ACCESS*

Patients seen in 24 months	Total	Change since previous quarter
Quarter ending June 2018	3,103	
Quarter ending September 2018	3,119	→
Quarter ending December 2018	3,131	→
Quarter ending March 2019	3,095	↓
Quarter ending June 2019	3,045	↓
Variance since June 2018	(1.9%)	↓



ACTIVITY



Month	2019	2020
April	394	264
May	1,187	790
June	1,699	1,403
July	2,551	
August	3,298	
September	3,930	
October	4,757	
November	5,500	
December	6,088	
January	6,676	
February	7,201	
March	7,852	
April	8,324	
May	8,328	
June	8,328	

QUALITY

	Quantity	Base Number	Contract	AT	Region	England
% of FP17s for the same patient ID Re-attending within 3 months - Children	8	193	4.1%	8.9%	10.6%	11.4%
% of FP17s for the same patient ID Re-attending within 3 months - Adults	100	665	15.0%	14.9%	15.2%	15.4%
% of FP17s for the same patient ID Re-attending between 3 & 9 months - Children	93	193	48.2%	61.6%	62.3%	59.8%
% of FP17s for the same patient ID Re-attending between 3 & 9 months - Adults	297	665	44.7%	52.9%	53.3%	52.1%
% of FP17s for Band 1 Urgent Courses	87	668	13.0%	9.3%	9.7%	9.2%
% of FP17s Relating to Free Repair or Replacements	7	668	1.0%	0.5%	0.6%	0.7%
% of FP17s Relating to Continuations	5	668	0.7%	0.7%	0.8%	0.8%
% of Patients satisfied with the dentistry they have received	2	2	N/A	93.6%	93.4%	93.4%
% of Patients satisfied with the time they had to wait for an appointment	2	2	N/A	89.3%	86.8%	87.6%

* This is based on patients treated on this contract for their most recent course of treatment.

Figures in italics indicate the base number of FP17s or Patient Questionnaire responses are less than 100. N/A is shown where the base number of responses is less than 10 during the period. % is calculated as Quantity/Base number*100

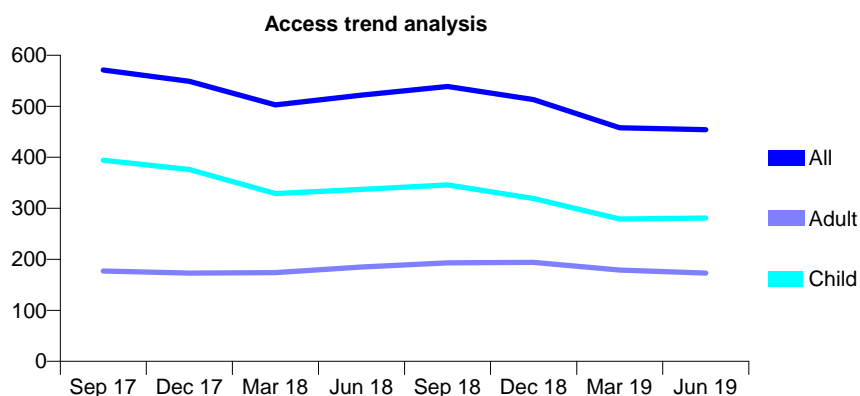
Q68 - Vital Signs At a Glance Contract Report for 812838/0001 - June 2019

Name or company name	White House Dental Practice Partnership
Contract type name	GDS Contract
Purpose of contract	General
Contract start date	01/04/2006
Contract end date	

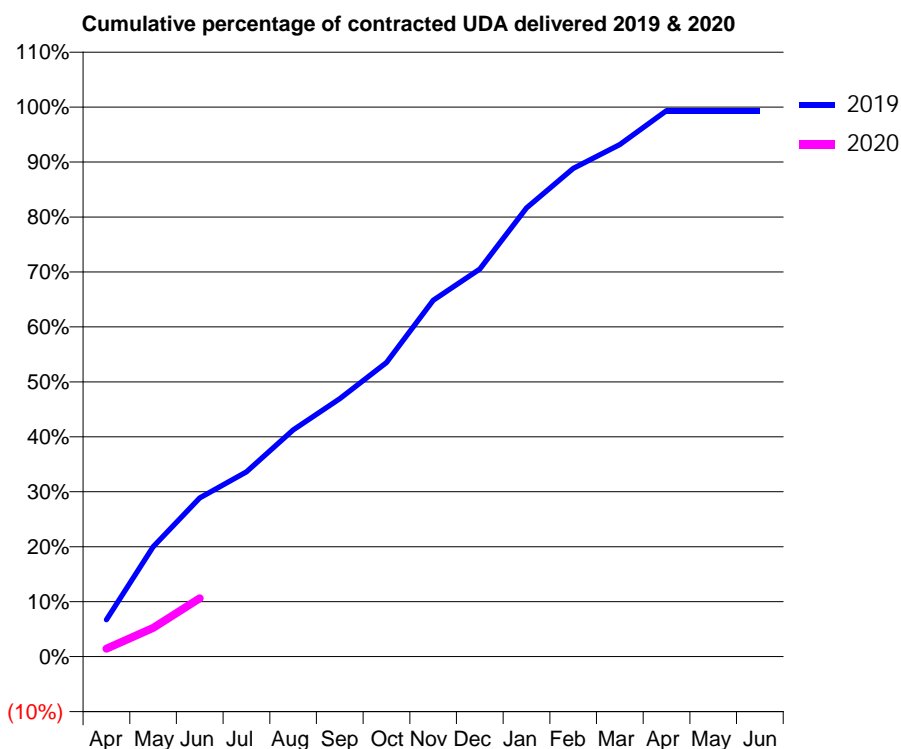
19/20 Contracted general activity (UDA)	1,242
Carry forward general activity (UDA)	0
19/20 Contracted orthodontic activity (UOA)	0
Carry forward orthodontic activity (UOA)	0
Baseline contract value	£28,567.82

ACCESS*

Patients seen in 24 months	Total	Change since previous quarter
Quarter ending June 2018	522	
Quarter ending September 2018	539	↑
Quarter ending December 2018	513	↓
Quarter ending March 2019	458	↓
Quarter ending June 2019	454	→
Variance since June 2018	(13.0%)	↓



ACTIVITY



Month	Adjusted Scheduled Activity (UDA)	
	2019	2020
April	83	18
May	249	65
June	359	132
July	418	
August	512	
September	583	
October	665	
November	806	
December	876	
January	1,014	
February	1,103	
March	1,157	
April	1,234	
May	1,234	
June	1,234	

QUALITY

	Quantity	Base Number	Contract	AT	Region	England
% of FP17s for the same patient ID Re-attending within 3 months - Children	1	81	1.2%	8.9%	10.6%	11.4%
% of FP17s for the same patient ID Re-attending within 3 months - Adults	2	31	6.5%	14.9%	15.2%	15.4%
% of FP17s for the same patient ID Re-attending between 3 & 9 months - Children	41	81	50.6%	61.6%	62.3%	59.8%
% of FP17s for the same patient ID Re-attending between 3 & 9 months - Adults	13	31	41.9%	52.9%	53.3%	52.1%
% of FP17s for Band 1 Urgent Courses	0	80	0.0%	9.3%	9.7%	9.2%
% of FP17s Relating to Free Repair or Replacements	0	80	0.0%	0.5%	0.6%	0.7%
% of FP17s Relating to Continuations	0	80	0.0%	0.7%	0.8%	0.8%
% of Patients satisfied with the dentistry they have received	0	0	N/A	93.6%	93.4%	93.4%
% of Patients satisfied with the time they had to wait for an appointment	0	0	N/A	89.3%	86.8%	87.6%

* This is based on patients treated on this contract for their most recent course of treatment. Figures in italics indicate the base number of FP17s or Patient Questionnaire responses are less than 100. N/A is shown where the base number of responses is less than 10 during the period. % is calculated as Quantity/Base number*100

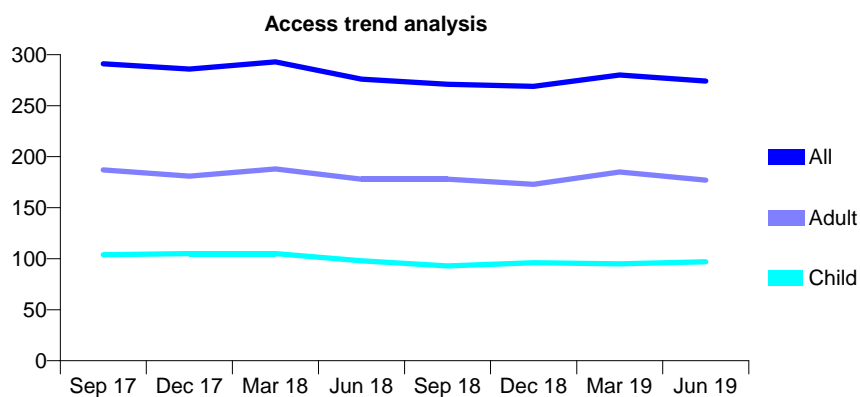
Q68 - Vital Signs At a Glance Contract Report for 812889/0001 - June 2019

Name or company name	MR D PATTINSON
Contract type name	GDS Contract
Purpose of contract	General
Contract start date	01/04/2006
Contract end date	

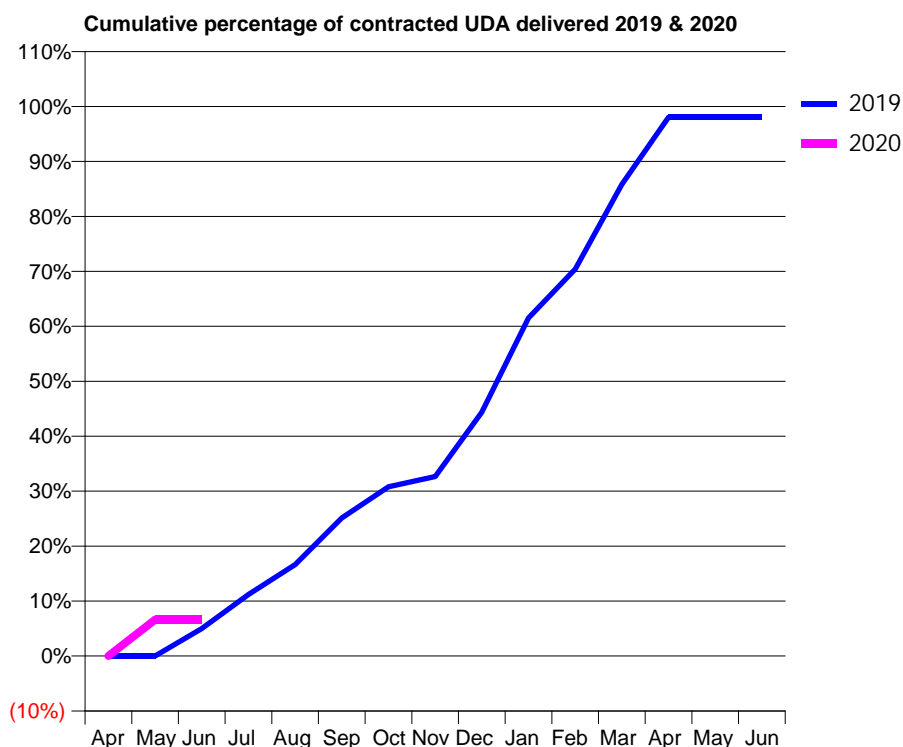
19/20 Contracted general activity (UDA)	750
Carry forward general activity (UDA)	0
19/20 Contracted orthodontic activity (UOA)	0
Carry forward orthodontic activity (UOA)	0
Baseline contract value	£17,253.96

ACCESS*

Patients seen in 24 months	Total	Change since previous quarter
Quarter ending June 2018	276	
Quarter ending September 2018	271	↓
Quarter ending December 2018	269	→
Quarter ending March 2019	280	↑
Quarter ending June 2019	274	↓
Variance since June 2018	(0.7%)	→



ACTIVITY



Month	Adjusted Scheduled Activity (UDA)	
	2019	2020
April	0	0
May	0	50
June	38	50
July	84	
August	125	
September	188	
October	231	
November	245	
December	333	
January	461	
February	528	
March	643	
April	735	
May	735	
June	735	

QUALITY

	Quantity	Base Number	Contract	AT	Region	England
% of FP17s for the same patient ID Re-attending within 3 months - Children	4	24	16.7%	8.9%	10.6%	11.4%
% of FP17s for the same patient ID Re-attending within 3 months - Adults	12	37	32.4%	14.9%	15.2%	15.4%
% of FP17s for the same patient ID Re-attending between 3 & 9 months - Children	11	24	45.8%	61.6%	62.3%	59.8%
% of FP17s for the same patient ID Re-attending between 3 & 9 months - Adults	15	37	40.5%	52.9%	53.3%	52.1%
% of FP17s for Band 1 Urgent Courses	9	36	25.0%	9.3%	9.7%	9.2%
% of FP17s Relating to Free Repair or Replacements	0	36	0.0%	0.5%	0.6%	0.7%
% of FP17s Relating to Continuations	0	36	0.0%	0.7%	0.8%	0.8%
% of Patients satisfied with the dentistry they have received	0	0	N/A	93.6%	93.4%	93.4%
% of Patients satisfied with the time they had to wait for an appointment	0	0	N/A	89.3%	86.8%	87.6%

* This is based on patients treated on this contract for their most recent course of treatment. Figures in italics indicate the base number of FP17s or Patient Questionnaire responses are less than 100. N/A is shown where the base number of responses is less than 10 during the period. % is calculated as Quantity/Base number*100

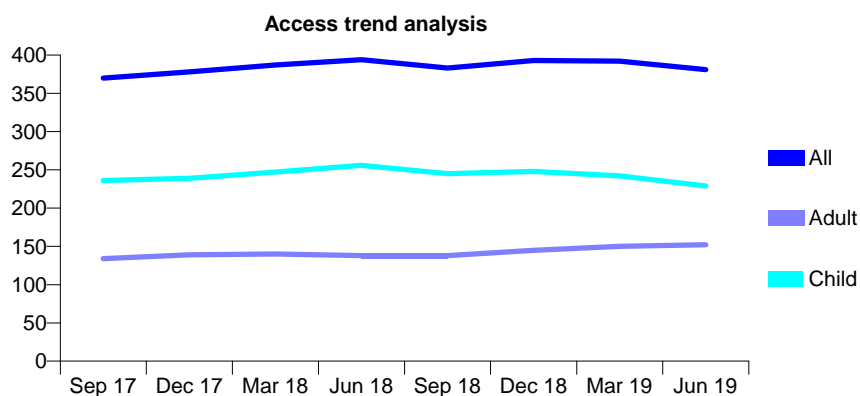
Q68 - Vital Signs At a Glance Contract Report for 817376/0001 - June 2019

Name or company name	MR JP HYDER
Contract type name	GDS Contract
Purpose of contract	General
Contract start date	01/04/2006
Contract end date	

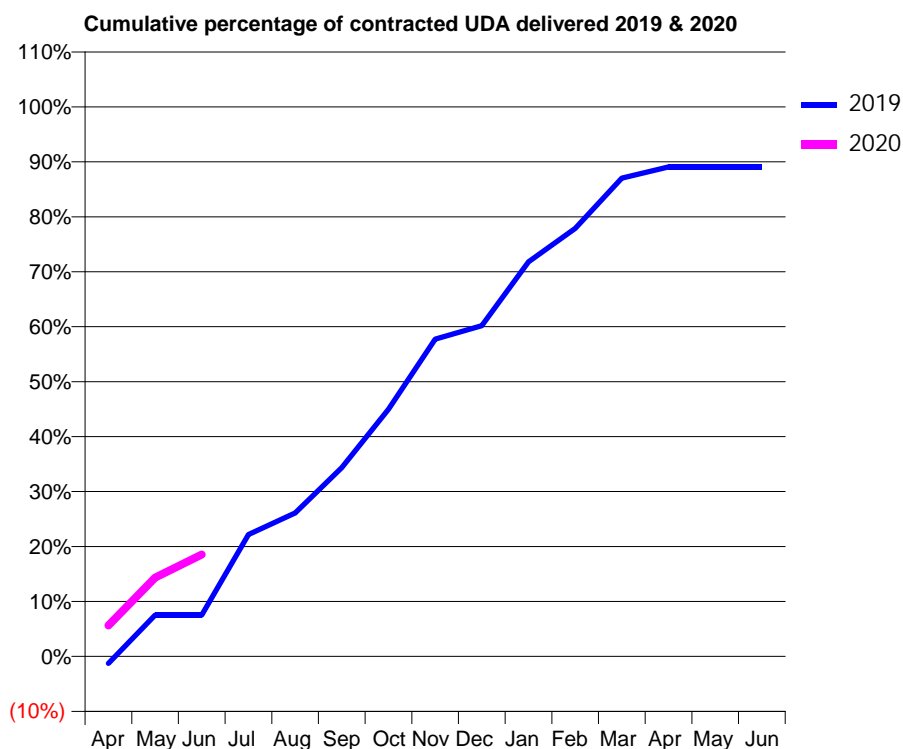
19/20 Contracted general activity (UDA)	690
Carry forward general activity (UDA)	0
19/20 Contracted orthodontic activity (UOA)	0
Carry forward orthodontic activity (UOA)	0
Baseline contract value	£17,118.68

ACCESS*

Patients seen in 24 months	Total	Change since previous quarter
Quarter ending June 2018	394	
Quarter ending September 2018	383	↓
Quarter ending December 2018	393	↑
Quarter ending March 2019	392	→
Quarter ending June 2019	381	↓
Variance since June 2018	(3.3%)	↓



ACTIVITY



Month	Adjusted Scheduled Activity (UDA)	
	2019	2020
April	-9	39
May	52	99
June	52	128
July	153	
August	180	
September	237	
October	310	
November	398	
December	415	
January	495	
February	537	
March	601	
April	615	
May	615	
June	615	

QUALITY

	Quantity	Base Number	Contract	AT	Region	England
% of FP17s for the same patient ID Re-attending within 3 months - Children	3	73	4.1%	8.9%	10.6%	11.4%
% of FP17s for the same patient ID Re-attending within 3 months - Adults	4	34	11.8%	14.9%	15.2%	15.4%
% of FP17s for the same patient ID Re-attending between 3 & 9 months - Children	58	73	79.5%	61.6%	62.3%	59.8%
% of FP17s for the same patient ID Re-attending between 3 & 9 months - Adults	23	34	67.6%	52.9%	53.3%	52.1%
% of FP17s for Band 1 Urgent Courses	0	97	0.0%	9.3%	9.7%	9.2%
% of FP17s Relating to Free Repair or Replacements	0	97	0.0%	0.5%	0.6%	0.7%
% of FP17s Relating to Continuations	0	97	0.0%	0.7%	0.8%	0.8%
% of Patients satisfied with the dentistry they have received	1	1	N/A	93.6%	93.4%	93.4%
% of Patients satisfied with the time they had to wait for an appointment	1	1	N/A	89.3%	86.8%	87.6%

* This is based on patients treated on this contract for their most recent course of treatment. Figures in italics indicate the base number of FP17s or Patient Questionnaire responses are less than 100. N/A is shown where the base number of responses is less than 10 during the period. % is calculated as Quantity/Base number*100

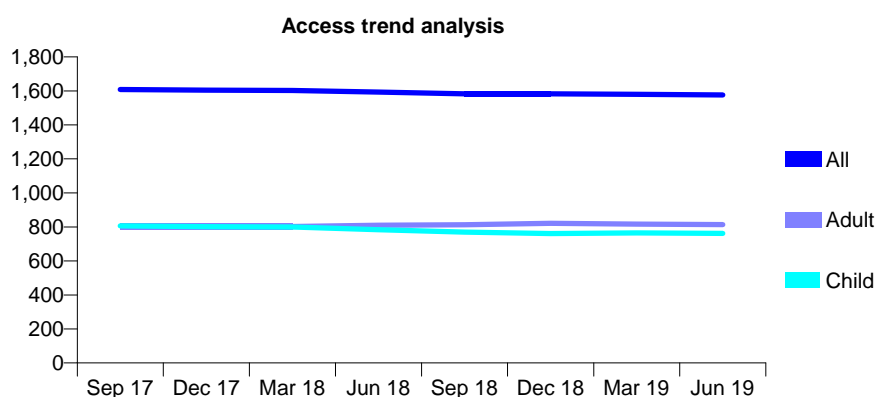
Q68 - Vital Signs At a Glance Contract Report for 817546/0001 - June 2019

Name or company name	MR JS SANDHU
Contract type name	GDS Contract
Purpose of contract	General
Contract start date	01/04/2006
Contract end date	

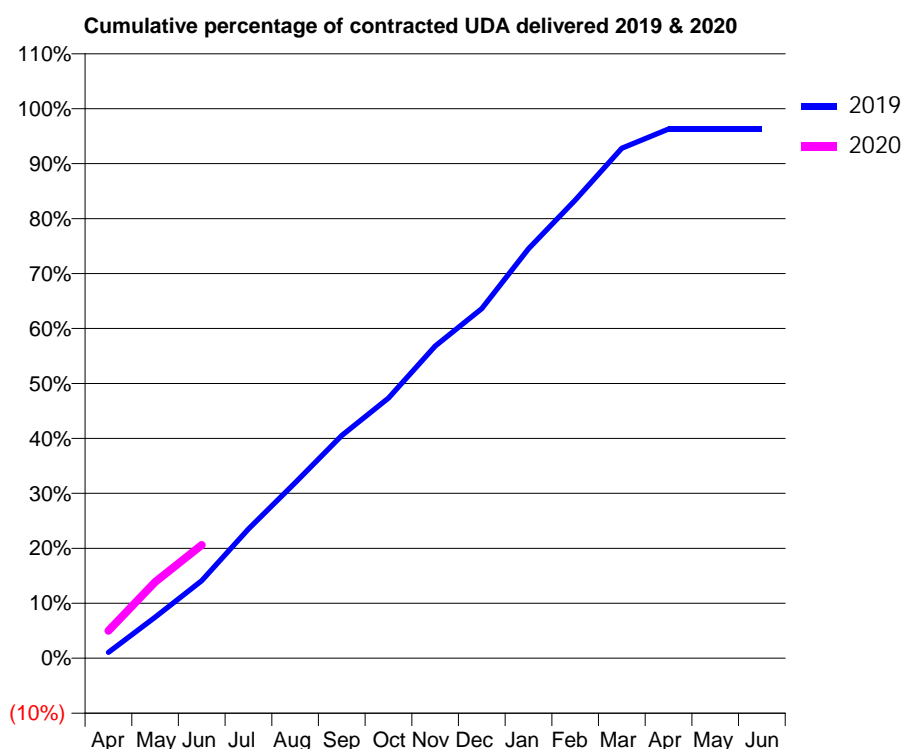
19/20 Contracted general activity (UDA)	4,500
Carry forward general activity (UDA)	0
19/20 Contracted orthodontic activity (UOA)	0
Carry forward orthodontic activity (UOA)	0
Baseline contract value	£116,487.81

ACCESS*

Patients seen in 24 months	Total	Change since previous quarter
Quarter ending June 2018	1,593	
Quarter ending September 2018	1,582	→
Quarter ending December 2018	1,582	→
Quarter ending March 2019	1,580	→
Quarter ending June 2019	1,576	→
Variance since June 2018	(1.1%)	↓



ACTIVITY



Month	2019	2020
April	48	226
May	336	625
June	635	928
July	1,059	
August	1,437	
September	1,824	
October	2,130	
November	2,556	
December	2,862	
January	3,353	
February	3,751	
March	4,176	
April	4,333	
May	4,333	
June	4,333	

QUALITY

	Quantity	Base Number	Contract	AT	Region	England
% of FP17s for the same patient ID Re-attending within 3 months - Children	17	316	5.4%	8.9%	10.6%	11.4%
% of FP17s for the same patient ID Re-attending within 3 months - Adults	35	314	11.1%	14.9%	15.2%	15.4%
% of FP17s for the same patient ID Re-attending between 3 & 9 months - Children	247	316	78.2%	61.6%	62.3%	59.8%
% of FP17s for the same patient ID Re-attending between 3 & 9 months - Adults	228	314	72.6%	52.9%	53.3%	52.1%
% of FP17s for Band 1 Urgent Courses	16	542	3.0%	9.3%	9.7%	9.2%
% of FP17s Relating to Free Repair or Replacements	1	542	0.2%	0.5%	0.6%	0.7%
% of FP17s Relating to Continuations	0	542	0.0%	0.7%	0.8%	0.8%
% of Patients satisfied with the dentistry they have received	1	1	N/A	93.6%	93.4%	93.4%
% of Patients satisfied with the time they had to wait for an appointment	1	1	N/A	89.3%	86.8%	87.6%

* This is based on patients treated on this contract for their most recent course of treatment.

Figures in italics indicate the base number of FP17s or Patient Questionnaire responses are less than 100. N/A is shown where the base number of responses is less than 10 during the period. % is calculated as Quantity/Base number*100

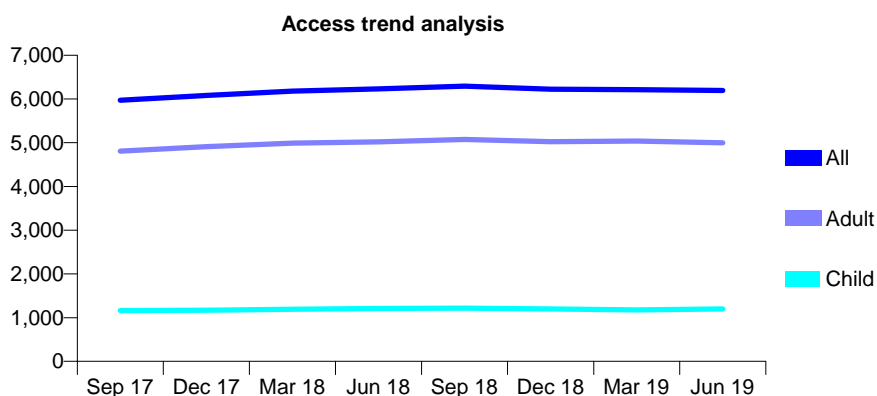
Q68 - Vital Signs At a Glance Contract Report for 817783/0001 - June 2019

Name or company name	Mr J Dhaliwal
Contract type name	GDS Contract
Purpose of contract	General
Contract start date	01/04/2006
Contract end date	

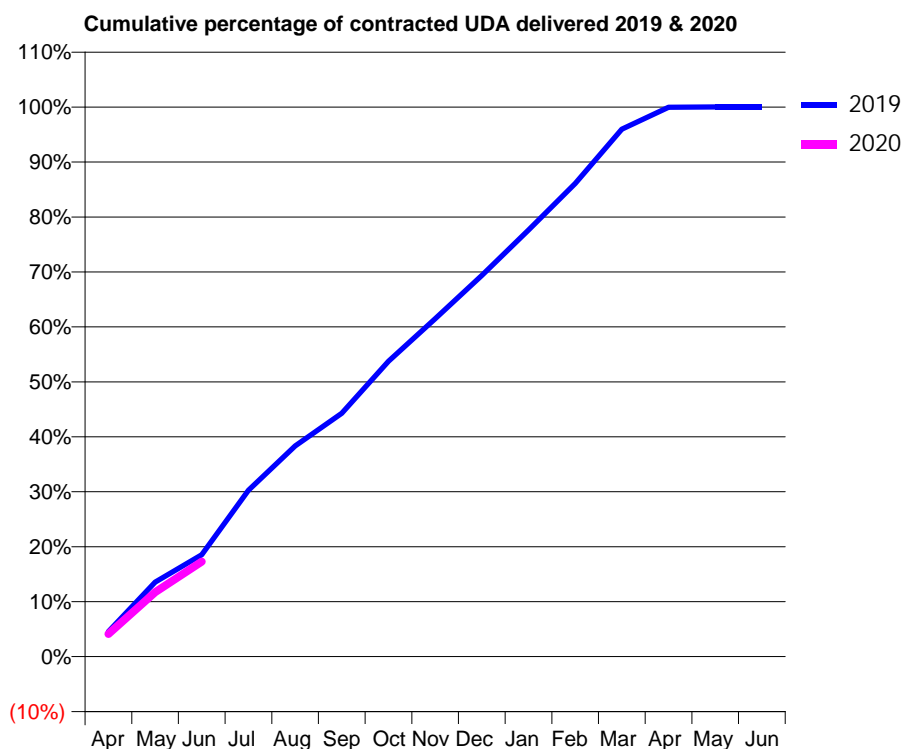
19/20 Contracted general activity (UDA)	19,470
Carry forward general activity (UDA)	0
19/20 Contracted orthodontic activity (UOA)	0
Carry forward orthodontic activity (UOA)	0
Baseline contract value	£592,586.98

ACCESS*

Patients seen in 24 months	Total	Change since previous quarter
Quarter ending June 2018	6,229	
Quarter ending September 2018	6,293	→
Quarter ending December 2018	6,225	↓
Quarter ending March 2019	6,212	→
Quarter ending June 2019	6,196	→
Variance since June 2018	(0.5%)	→



ACTIVITY



Month	Adjusted Scheduled Activity (UDA)	
	2019	2020
April	885	800
May	2,637	2,284
June	3,607	3,367
July	5,892	
August	7,465	
September	8,622	
October	10,465	
November	11,970	
December	13,504	
January	15,114	
February	16,759	
March	18,683	
April	19,463	
May	19,472	
June	19,472	

QUALITY

	Quantity	Base Number	Contract	AT	Region	England
% of FP17s for the same patient ID Re-attending within 3 months - Children	33	464	7.1%	8.9%	10.6%	11.4%
% of FP17s for the same patient ID Re-attending within 3 months - Adults	261	1,787	14.6%	14.9%	15.2%	15.4%
% of FP17s for the same patient ID Re-attending between 3 & 9 months - Children	303	464	65.3%	61.6%	62.3%	59.8%
% of FP17s for the same patient ID Re-attending between 3 & 9 months - Adults	1,153	1,787	64.5%	52.9%	53.3%	52.1%
% of FP17s for Band 1 Urgent Courses	154	1,856	8.3%	9.3%	9.7%	9.2%
% of FP17s Relating to Free Repair or Replacements	8	1,856	0.4%	0.5%	0.6%	0.7%
% of FP17s Relating to Continuations	16	1,856	0.9%	0.7%	0.8%	0.8%
% of Patients satisfied with the dentistry they have received	1	1	N/A	93.6%	93.4%	93.4%
% of Patients satisfied with the time they had to wait for an appointment	1	1	N/A	89.3%	86.8%	87.6%

* This is based on patients treated on this contract for their most recent course of treatment. Figures in italics indicate the base number of FP17s or Patient Questionnaire responses are less than 100. N/A is shown where the base number of responses is less than 10 during the period. % is calculated as Quantity/Base number*100

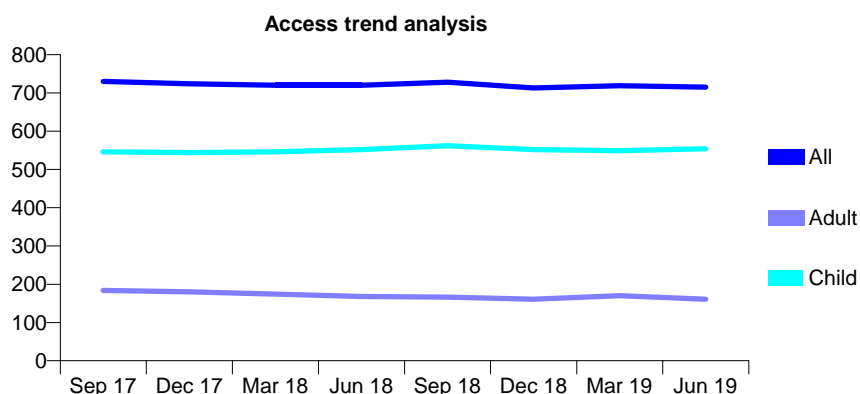
Q68 - Vital Signs At a Glance Contract Report for 817910/0001 - June 2019

Name or company name	MR GD LOADER
Contract type name	GDS Contract
Purpose of contract	General
Contract start date	01/04/2006
Contract end date	

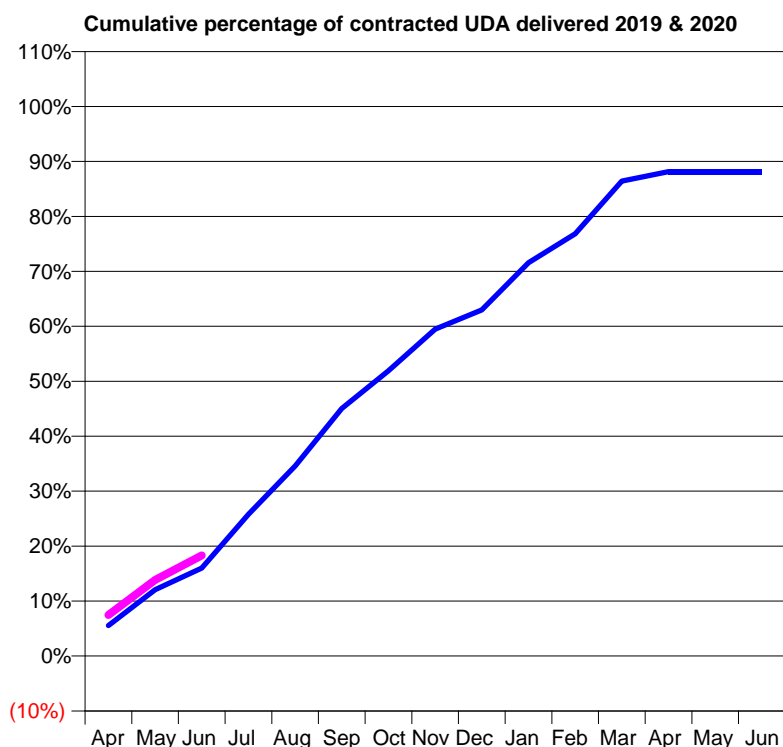
19/20 Contracted general activity (UDA)	1,350
Carry forward general activity (UDA)	0
19/20 Contracted orthodontic activity (UOA)	0
Carry forward orthodontic activity (UOA)	0
Baseline contract value	£32,190.94

ACCESS*

Patients seen in 24 months	Total	Change since previous quarter
Quarter ending June 2018	720	
Quarter ending September 2018	728	→
Quarter ending December 2018	713	↓
Quarter ending March 2019	719	→
Quarter ending June 2019	715	→
Variance since June 2018	(0.7%)	→



ACTIVITY



Month	Adjusted Scheduled Activity (UDA)	
	2019	2020
April	75	101
May	163	187
June	216	247
July	348	
August	467	
September	608	
October	701	
November	803	
December	850	
January	966	
February	1,037	
March	1,167	
April	1,190	
May	1,190	
June	1,190	

QUALITY

	Quantity	Base Number	Contract	AT	Region	England
% of FP17s for the same patient ID Re-attending within 3 months - Children	6	189	3.2%	8.9%	10.6%	11.4%
% of FP17s for the same patient ID Re-attending within 3 months - Adults	0	36	0.0%	14.9%	15.2%	15.4%
% of FP17s for the same patient ID Re-attending between 3 & 9 months - Children	131	189	69.3%	61.6%	62.3%	59.8%
% of FP17s for the same patient ID Re-attending between 3 & 9 months - Adults	28	36	77.8%	52.9%	53.3%	52.1%
% of FP17s for Band 1 Urgent Courses	1	202	0.5%	9.3%	9.7%	9.2%
% of FP17s Relating to Free Repair or Replacements	0	202	0.0%	0.5%	0.6%	0.7%
% of FP17s Relating to Continuations	2	202	1.0%	0.7%	0.8%	0.8%
% of Patients satisfied with the dentistry they have received	1	1	N/A	93.6%	93.4%	93.4%
% of Patients satisfied with the time they had to wait for an appointment	1	1	N/A	89.3%	86.8%	87.6%

* This is based on patients treated on this contract for their most recent course of treatment. Figures in italics indicate the base number of FP17s or Patient Questionnaire responses are less than 100. N/A is shown where the base number of responses is less than 10 during the period. % is calculated as Quantity/Base number*100

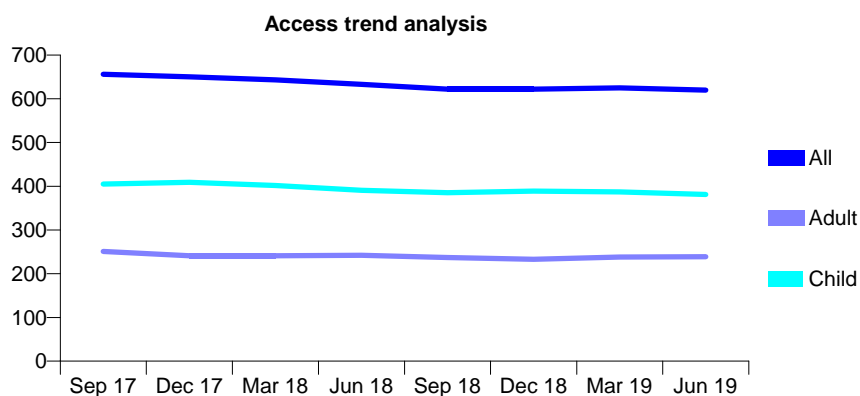
Q68 - Vital Signs At a Glance Contract Report for 819158/0001 - June 2019

Name or company name	MRS NJ GRAINGE
Contract type name	GDS Contract
Purpose of contract	General
Contract start date	01/04/2006
Contract end date	

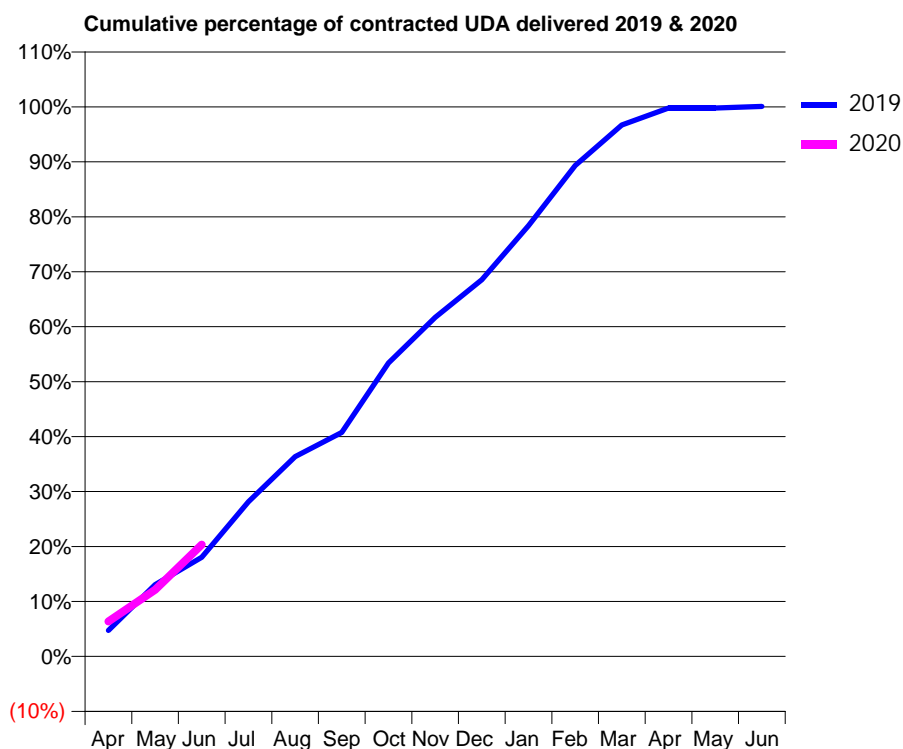
19/20 Contracted general activity (UDA)	1,450
Carry forward general activity (UDA)	0
19/20 Contracted orthodontic activity (UOA)	0
Carry forward orthodontic activity (UOA)	0
Baseline contract value	£30,999.81

ACCESS*

Patients seen in 24 months	Total	Change since previous quarter
Quarter ending June 2018	633	
Quarter ending September 2018	622	↓
Quarter ending December 2018	622	→
Quarter ending March 2019	625	→
Quarter ending June 2019	620	→
Variance since June 2018	(2.1%)	↓



ACTIVITY



Month	2019	2020
April	69	92
May	189	176
June	262	295
July	408	
August	527	
September	591	
October	774	
November	895	
December	994	
January	1,136	
February	1,295	
March	1,402	
April	1,447	
May	1,447	
June	1,451	

QUALITY

	Quantity	Base Number	Contract	AT	Region	England
% of FP17s for the same patient ID Re-attending within 3 months - Children	10	146	6.8%	8.9%	10.6%	11.4%
% of FP17s for the same patient ID Re-attending within 3 months - Adults	4	52	7.7%	14.9%	15.2%	15.4%
% of FP17s for the same patient ID Re-attending between 3 & 9 months - Children	113	146	77.4%	61.6%	62.3%	59.8%
% of FP17s for the same patient ID Re-attending between 3 & 9 months - Adults	27	52	51.9%	52.9%	53.3%	52.1%
% of FP17s for Band 1 Urgent Courses	10	171	5.8%	9.3%	9.7%	9.2%
% of FP17s Relating to Free Repair or Replacements	0	171	0.0%	0.5%	0.6%	0.7%
% of FP17s Relating to Continuations	0	171	0.0%	0.7%	0.8%	0.8%
% of Patients satisfied with the dentistry they have received	0	0	N/A	93.6%	93.4%	93.4%
% of Patients satisfied with the time they had to wait for an appointment	0	0	N/A	89.3%	86.8%	87.6%

* This is based on patients treated on this contract for their most recent course of treatment. Figures in italics indicate the base number of FP17s or Patient Questionnaire responses are less than 100. N/A is shown where the base number of responses is less than 10 during the period. % is calculated as Quantity/Base number*100

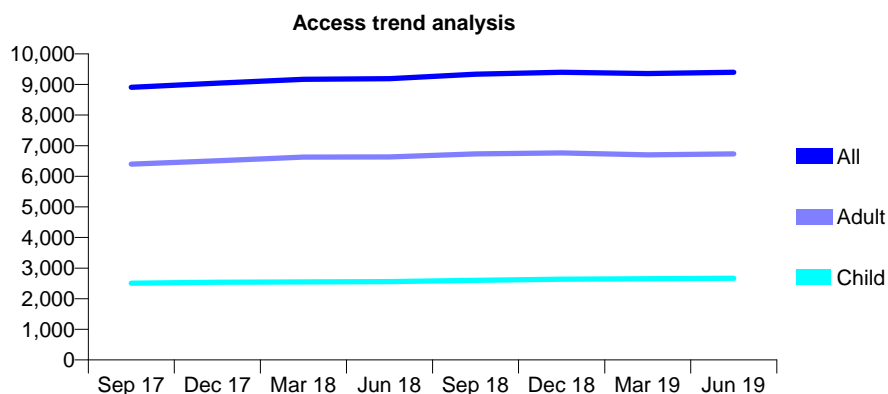
Q68 - Vital Signs At a Glance Contract Report for 819492/0001 - June 2019

Name or company name	MISS KT TANNA
Contract type name	GDS Contract
Purpose of contract	General
Contract start date	01/04/2006
Contract end date	

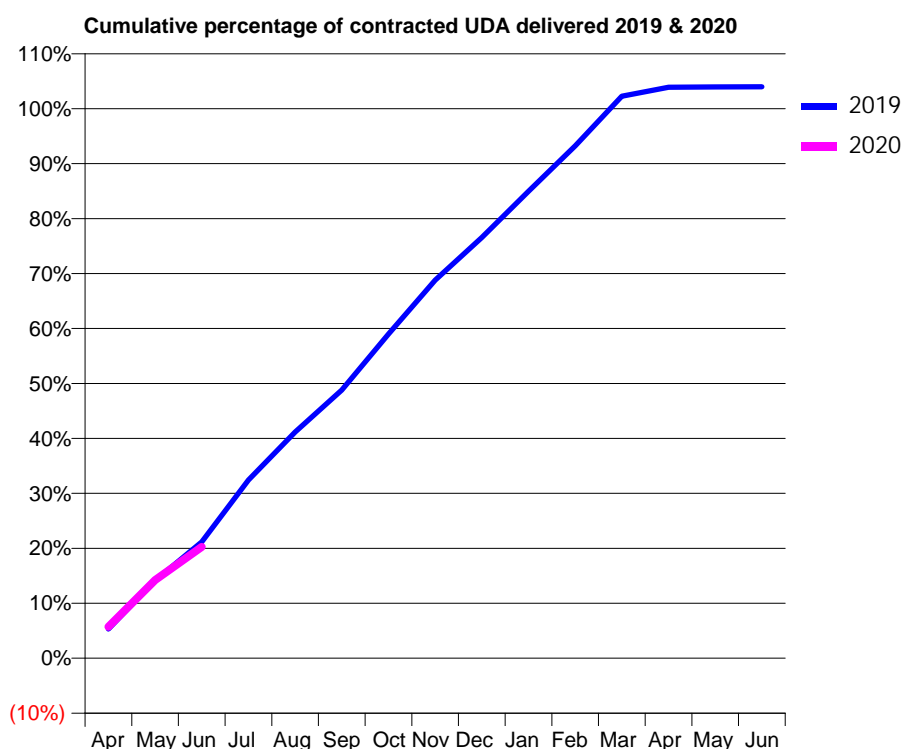
19/20 Contracted general activity (UDA)	20,150
Carry forward general activity (UDA)	0
19/20 Contracted orthodontic activity (UOA)	0
Carry forward orthodontic activity (UOA)	0
Baseline contract value	£600,673.42

ACCESS*

Patients seen in 24 months	Total	Change since previous quarter
Quarter ending June 2018	9,193	
Quarter ending September 2018	9,335	→
Quarter ending December 2018	9,402	→
Quarter ending March 2019	9,356	→
Quarter ending June 2019	9,401	→
Variance since June 2018	2.3%	↑



ACTIVITY



Month	2019	2020
April	1,073	1,154
May	2,849	2,868
June	4,265	4,081
July	6,534	
August	8,295	
September	9,832	
October	11,884	
November	13,863	
December	15,423	
January	17,123	
February	18,789	
March	20,606	
April	20,936	
May	20,948	
June	20,951	

QUALITY

	Quantity	Base Number	Contract	AT	Region	England
% of FP17s for the same patient ID Re-attending within 3 months - Children	55	913	6.0%	8.9%	10.6%	11.4%
% of FP17s for the same patient ID Re-attending within 3 months - Adults	192	1,908	10.1%	14.9%	15.2%	15.4%
% of FP17s for the same patient ID Re-attending between 3 & 9 months - Children	605	913	66.3%	61.6%	62.3%	59.8%
% of FP17s for the same patient ID Re-attending between 3 & 9 months - Adults	1,078	1,908	56.5%	52.9%	53.3%	52.1%
% of FP17s for Band 1 Urgent Courses	261	2,600	10.0%	9.3%	9.7%	9.2%
% of FP17s Relating to Free Repair or Replacements	14	2,600	0.5%	0.5%	0.6%	0.7%
% of FP17s Relating to Continuations	3	2,600	0.1%	0.7%	0.8%	0.8%
% of Patients satisfied with the dentistry they have received	3	3	N/A	93.6%	93.4%	93.4%
% of Patients satisfied with the time they had to wait for an appointment	3	3	N/A	89.3%	86.8%	87.6%

* This is based on patients treated on this contract for their most recent course of treatment.

Figures in italics indicate the base number of FP17s or Patient Questionnaire responses are less than 100. N/A is shown where the base number of responses is less than 10 during the period. % is calculated as Quantity/Base number*100

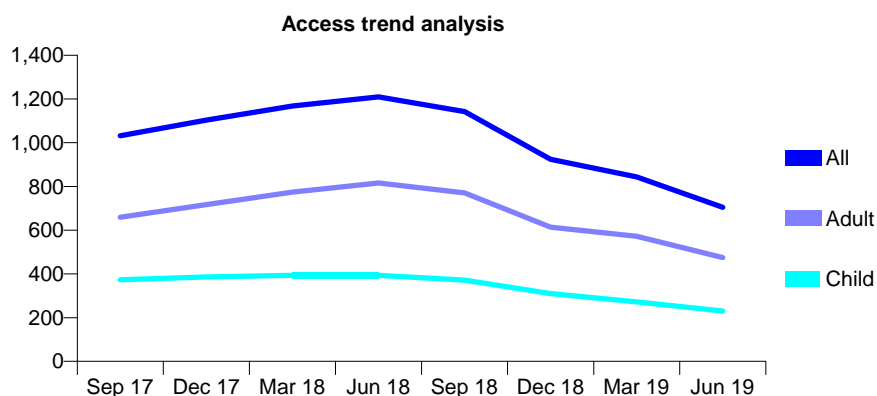
Q68 - Vital Signs At a Glance Contract Report for 819921/0001 - June 2019

Name or company name	Priors Croft Partnership
Contract type name	GDS Contract
Purpose of contract	General
Contract start date	01/04/2006
Contract end date	

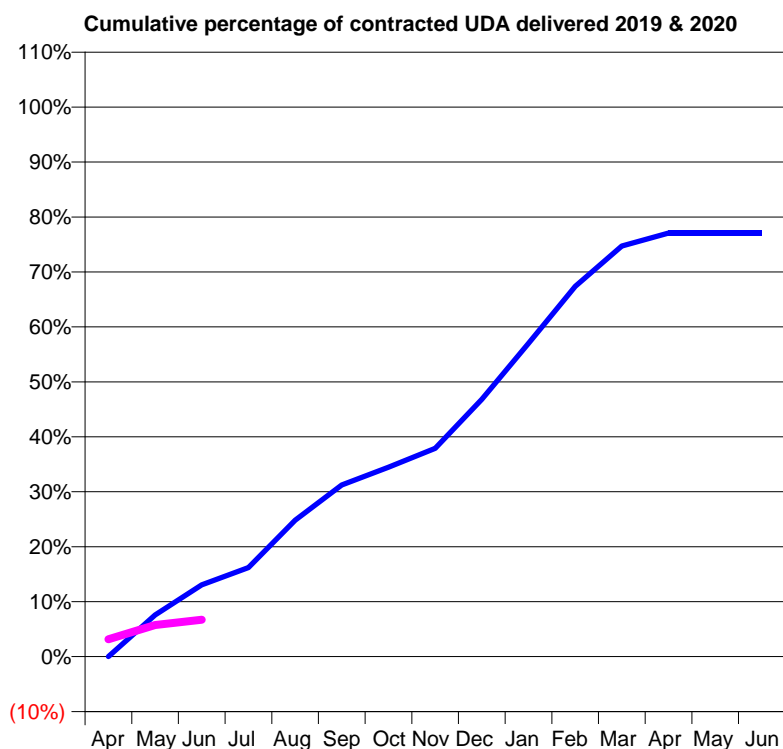
19/20 Contracted general activity (UDA)	1,800
Carry forward general activity (UDA)	0
19/20 Contracted orthodontic activity (UOA)	0
Carry forward orthodontic activity (UOA)	0
Baseline contract value	£41,767.77

ACCESS*

Patients seen in 24 months	Total	Change since previous quarter
Quarter ending June 2018	1,210	
Quarter ending September 2018	1,142	↓
Quarter ending December 2018	924	↓
Quarter ending March 2019	844	↓
Quarter ending June 2019	705	↓
Variance since June 2018	(41.7%)	↓



ACTIVITY



Month	Adjusted Scheduled Activity (UDA)	
	2019	2020
April	0	57
May	137	104
June	235	121
July	292	
August	447	
September	563	
October	620	
November	683	
December	843	
January	1,026	
February	1,213	
March	1,345	
April	1,387	
May	1,387	
June	1,387	

QUALITY

	Quantity	Base Number	Contract	AT	Region	England
% of FP17s for the same patient ID Re-attending within 3 months - Children	0	53	0.0%	8.9%	10.6%	11.4%
% of FP17s for the same patient ID Re-attending within 3 months - Adults	2	58	3.4%	14.9%	15.2%	15.4%
% of FP17s for the same patient ID Re-attending between 3 & 9 months - Children	32	53	60.4%	61.6%	62.3%	59.8%
% of FP17s for the same patient ID Re-attending between 3 & 9 months - Adults	31	58	53.4%	52.9%	53.3%	52.1%
% of FP17s for Band 1 Urgent Courses	4	79	5.1%	9.3%	9.7%	9.2%
% of FP17s Relating to Free Repair or Replacements	0	79	0.0%	0.5%	0.6%	0.7%
% of FP17s Relating to Continuations	0	79	0.0%	0.7%	0.8%	0.8%
% of Patients satisfied with the dentistry they have received	0	0	N/A	93.6%	93.4%	93.4%
% of Patients satisfied with the time they had to wait for an appointment	0	0	N/A	89.3%	86.8%	87.6%

* This is based on patients treated on this contract for their most recent course of treatment. Figures in italics indicate the base number of FP17s or Patient Questionnaire responses are less than 100. N/A is shown where the base number of responses is less than 10 during the period. % is calculated as Quantity/Base number*100

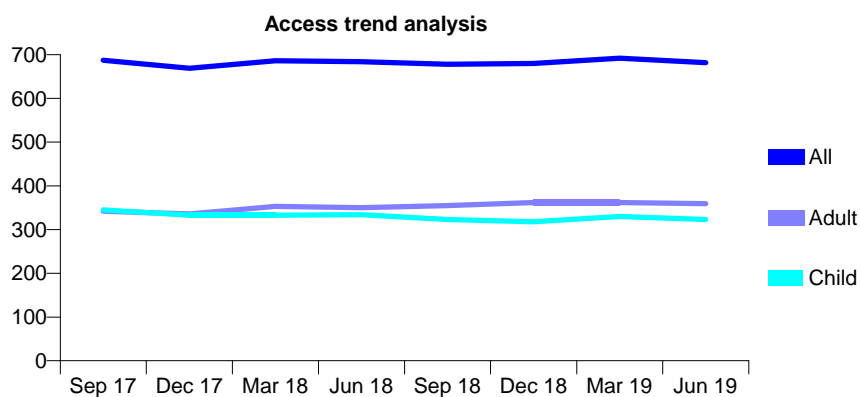
Q68 - Vital Signs At a Glance Contract Report for 820938/0001 - June 2019

Name or company name	MISS VJ MOON
Contract type name	GDS Contract
Purpose of contract	General
Contract start date	01/04/2006
Contract end date	

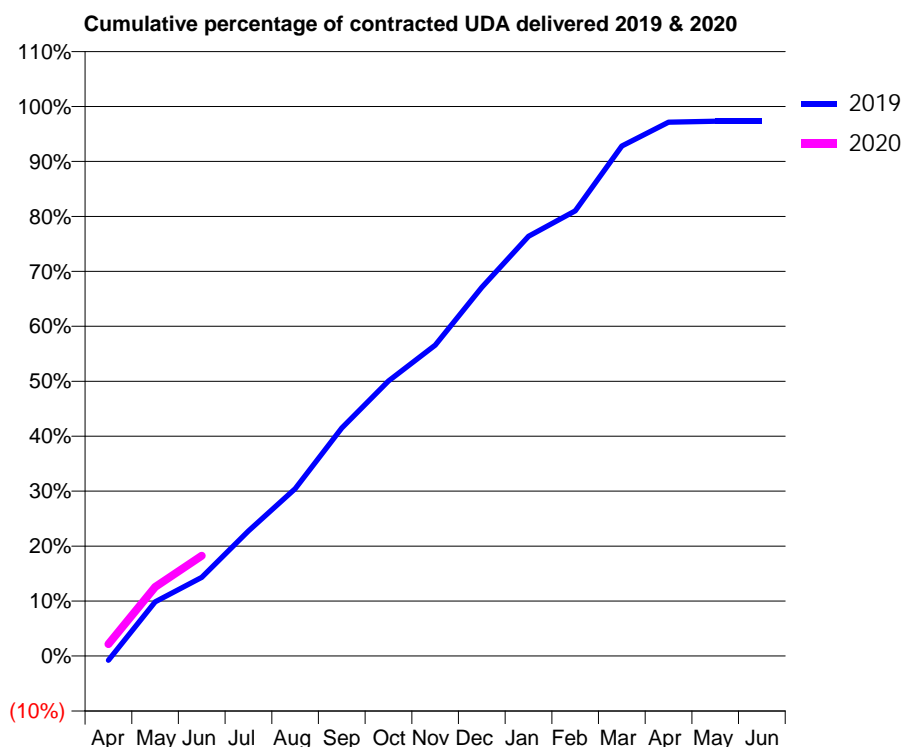
19/20 Contracted general activity (UDA)	2,040
Carry forward general activity (UDA)	0
19/20 Contracted orthodontic activity (UOA)	0
Carry forward orthodontic activity (UOA)	0
Baseline contract value	£52,036.85

ACCESS*

Patients seen in 24 months	Total	Change since previous quarter
Quarter ending June 2018	684	
Quarter ending September 2018	678	→
Quarter ending December 2018	680	→
Quarter ending March 2019	692	→
Quarter ending June 2019	682	↓
Variance since June 2018	(0.3%)	→



ACTIVITY



Month	Adjusted Scheduled Activity (UDA)	
	2019	2020
April	-16	44
May	201	256
June	292	373
July	464	
August	621	
September	846	
October	1,021	
November	1,154	
December	1,369	
January	1,558	
February	1,652	
March	1,893	
April	1,981	
May	1,986	
June	1,986	

QUALITY

	Quantity	Base Number	Contract	AT	Region	England
% of FP17s for the same patient ID Re-attending within 3 months - Children	17	153	11.1%	8.9%	10.6%	11.4%
% of FP17s for the same patient ID Re-attending within 3 months - Adults	18	127	14.2%	14.9%	15.2%	15.4%
% of FP17s for the same patient ID Re-attending between 3 & 9 months - Children	104	153	68.0%	61.6%	62.3%	59.8%
% of FP17s for the same patient ID Re-attending between 3 & 9 months - Adults	84	127	66.1%	52.9%	53.3%	52.1%
% of FP17s for Band 1 Urgent Courses	13	236	5.5%	9.3%	9.7%	9.2%
% of FP17s Relating to Free Repair or Replacements	0	236	0.0%	0.5%	0.6%	0.7%
% of FP17s Relating to Continuations	0	236	0.0%	0.7%	0.8%	0.8%
% of Patients satisfied with the dentistry they have received	0	0	N/A	93.6%	93.4%	93.4%
% of Patients satisfied with the time they had to wait for an appointment	0	0	N/A	89.3%	86.8%	87.6%

* This is based on patients treated on this contract for their most recent course of treatment. Figures in italics indicate the base number of FP17s or Patient Questionnaire responses are less than 100. N/A is shown where the base number of responses is less than 10 during the period. % is calculated as Quantity/Base number*100

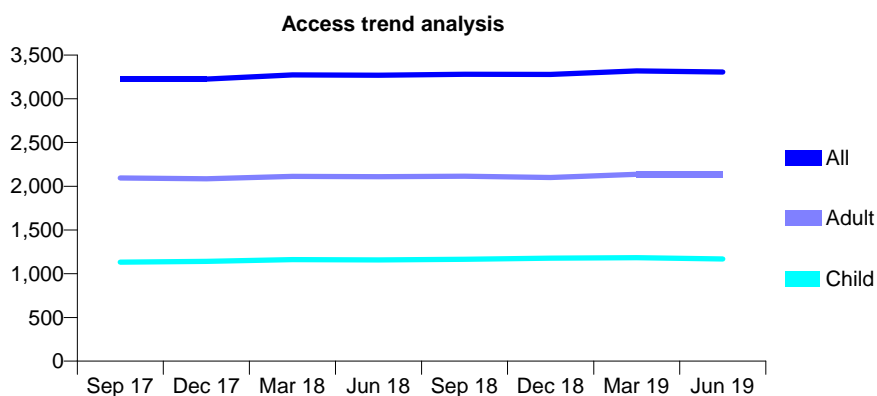
Q68 - Vital Signs At a Glance Contract Report for 822221/0001 - June 2019

Name or company name	MRS NE VADASZ
Contract type name	GDS Contract
Purpose of contract	General
Contract start date	01/04/2006
Contract end date	

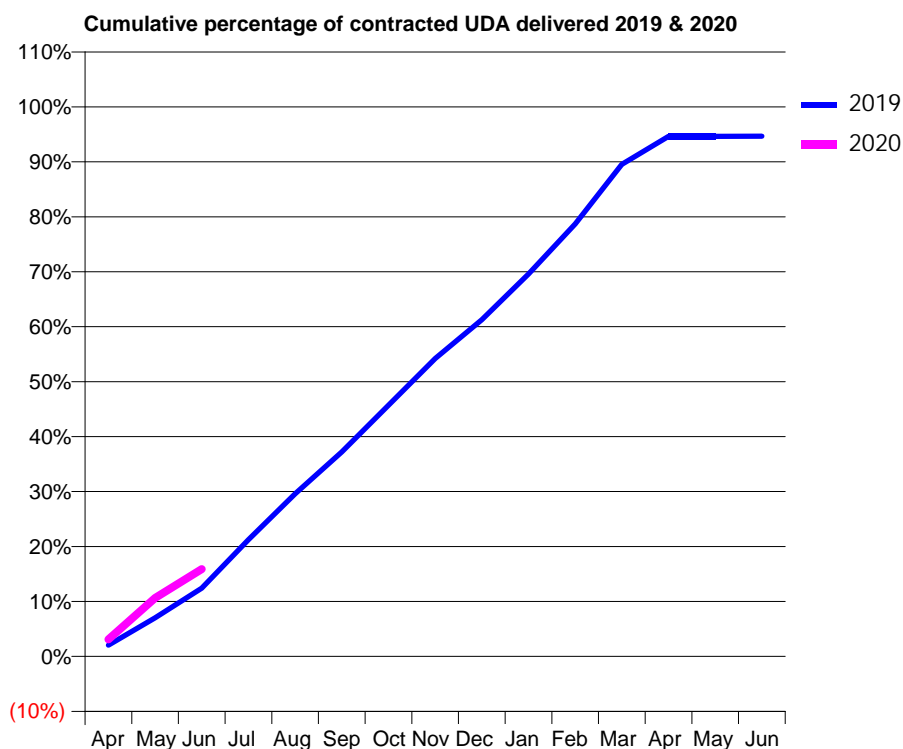
19/20 Contracted general activity (UDA)	9,130
Carry forward general activity (UDA)	0
19/20 Contracted orthodontic activity (UOA)	0
Carry forward orthodontic activity (UOA)	0
Baseline contract value	£245,992.99

ACCESS*

Patients seen in 24 months	Total	Change since previous quarter
Quarter ending June 2018	3,269	
Quarter ending September 2018	3,280	→
Quarter ending December 2018	3,278	→
Quarter ending March 2019	3,320	→
Quarter ending June 2019	3,305	→
Variance since June 2018	1.1%	→



ACTIVITY



Month	2019	2020
April	187	283
May	644	971
June	1,135	1,449
July	1,939	
August	2,703	
September	3,398	
October	4,174	
November	4,948	
December	5,594	
January	6,352	
February	7,187	
March	8,174	
April	8,639	
May	8,640	
June	8,641	

QUALITY

	Quantity	Base Number	Contract	AT	Region	England
% of FP17s for the same patient ID Re-attending within 3 months - Children	21	462	4.5%	8.9%	10.6%	11.4%
% of FP17s for the same patient ID Re-attending within 3 months - Adults	78	615	12.7%	14.9%	15.2%	15.4%
% of FP17s for the same patient ID Re-attending between 3 & 9 months - Children	331	462	71.6%	61.6%	62.3%	59.8%
% of FP17s for the same patient ID Re-attending between 3 & 9 months - Adults	296	615	48.1%	52.9%	53.3%	52.1%
% of FP17s for Band 1 Urgent Courses	66	859	7.7%	9.3%	9.7%	9.2%
% of FP17s Relating to Free Repair or Replacements	3	859	0.3%	0.5%	0.6%	0.7%
% of FP17s Relating to Continuations	7	859	0.8%	0.7%	0.8%	0.8%
% of Patients satisfied with the dentistry they have received	3	3	N/A	93.6%	93.4%	93.4%
% of Patients satisfied with the time they had to wait for an appointment	3	3	N/A	89.3%	86.8%	87.6%

* This is based on patients treated on this contract for their most recent course of treatment. Figures in italics indicate the base number of FP17s or Patient Questionnaire responses are less than 100. N/A is shown where the base number of responses is less than 10 during the period. % is calculated as Quantity/Base number*100

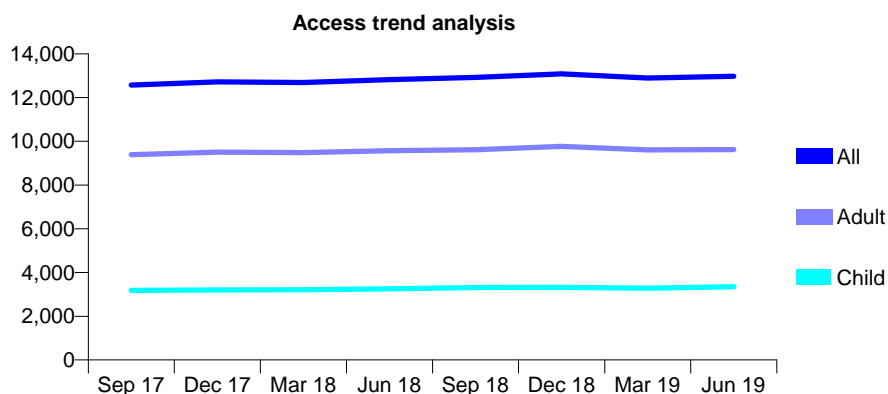
Q68 - Vital Signs At a Glance Contract Report for 825107/0003 - June 2019

Name or company name	MR S OBERAI
Contract type name	GDS Contract
Purpose of contract	General
Contract start date	01/04/2006
Contract end date	

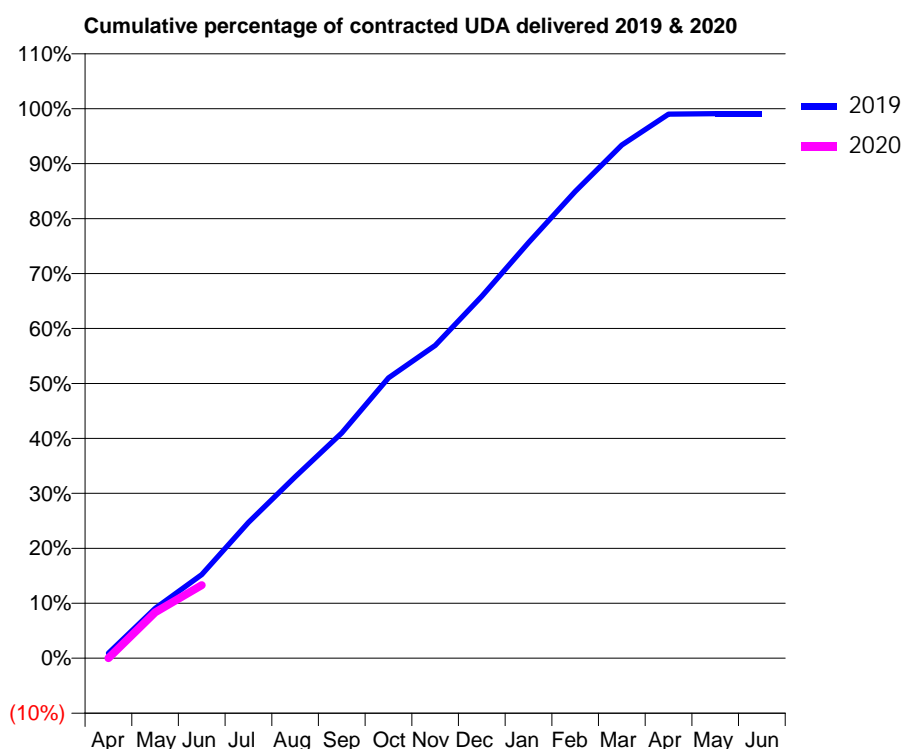
19/20 Contracted general activity (UDA)	33,874
Carry forward general activity (UDA)	0
19/20 Contracted orthodontic activity (UOA)	0
Carry forward orthodontic activity (UOA)	0
Baseline contract value	£909,460.94

ACCESS*

Patients seen in 24 months	Total	Change since previous quarter
Quarter ending June 2018	12,822	
Quarter ending September 2018	12,924	→
Quarter ending December 2018	13,088	→
Quarter ending March 2019	12,893	↓
Quarter ending June 2019	12,976	→
Variance since June 2018	1.2%	→



ACTIVITY



Month	Adjusted Scheduled Activity (UDA)	
	2019	2020
April	308	0
May	3,070	2,834
June	5,158	4,503
July	8,369	
August	11,181	
September	13,888	
October	17,280	
November	19,282	
December	22,302	
January	25,613	
February	28,768	
March	31,631	
April	33,535	
May	33,566	
June	33,569	

QUALITY

	Quantity	Base Number	Contract	AT	Region	England
% of FP17s for the same patient ID Re-attending within 3 months - Children	59	707	8.3%	8.9%	10.6%	11.4%
% of FP17s for the same patient ID Re-attending within 3 months - Adults	301	1,888	15.9%	14.9%	15.2%	15.4%
% of FP17s for the same patient ID Re-attending between 3 & 9 months - Children	278	707	39.3%	61.6%	62.3%	59.8%
% of FP17s for the same patient ID Re-attending between 3 & 9 months - Adults	622	1,888	32.9%	52.9%	53.3%	52.1%
% of FP17s for Band 1 Urgent Courses	297	1,882	15.8%	9.3%	9.7%	9.2%
% of FP17s Relating to Free Repair or Replacements	8	1,882	0.4%	0.5%	0.6%	0.7%
% of FP17s Relating to Continuations	4	1,882	0.2%	0.7%	0.8%	0.8%
% of Patients satisfied with the dentistry they have received	5	5	N/A	93.6%	93.4%	93.4%
% of Patients satisfied with the time they had to wait for an appointment	5	5	N/A	89.3%	86.8%	87.6%

* This is based on patients treated on this contract for their most recent course of treatment.

Figures in italics indicate the base number of FP17s or Patient Questionnaire responses are less than 100. N/A is shown where the base number of responses is less than 10 during the period. % is calculated as Quantity/Base number*100

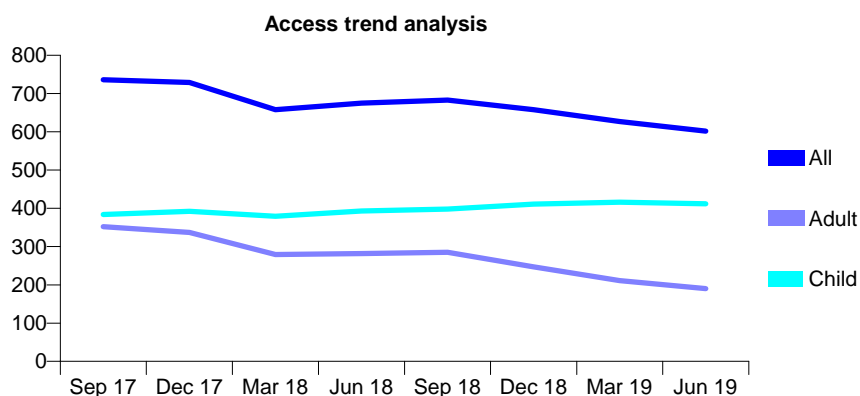
Q68 - Vital Signs At a Glance Contract Report for 825107/0011 - June 2019

Name or company name	Dr M Al-Zibari trading as West Horsley Den
Contract type name	GDS Contract
Purpose of contract	General
Contract start date	01/05/2012
Contract end date	

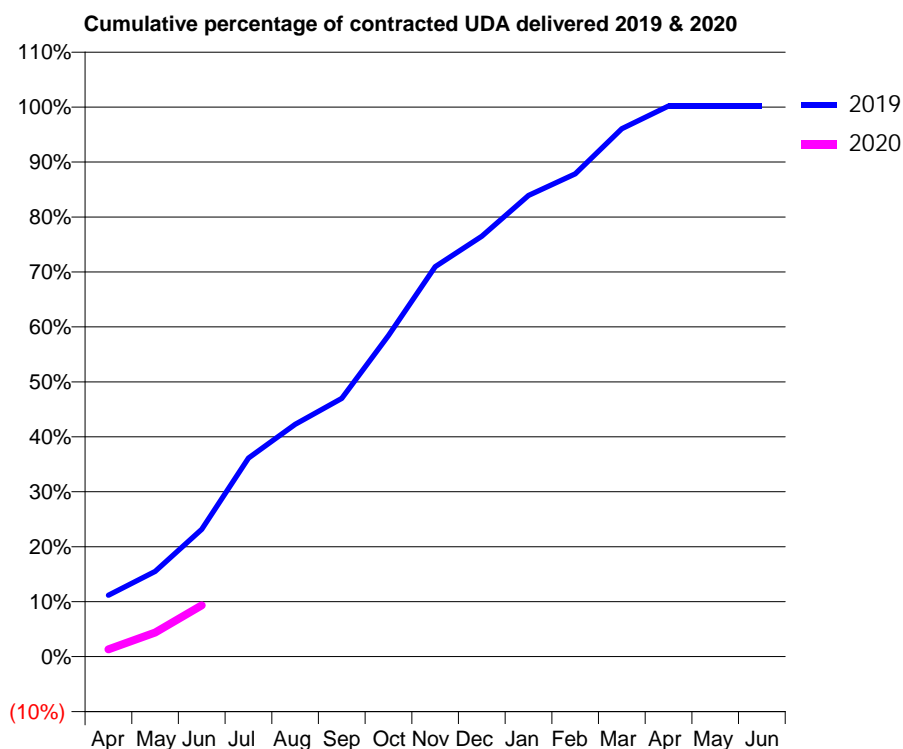
19/20 Contracted general activity (UDA)	1,676
Carry forward general activity (UDA)	0
19/20 Contracted orthodontic activity (UOA)	0
Carry forward orthodontic activity (UOA)	0
Baseline contract value	£40,855.01

ACCESS*

Patients seen in 24 months	Total	Change since previous quarter
Quarter ending June 2018	675	
Quarter ending September 2018	683	→
Quarter ending December 2018	658	↓
Quarter ending March 2019	627	↓
Quarter ending June 2019	602	↓
Variance since June 2018	(10.8%)	↓



ACTIVITY



Month	Adjusted Scheduled Activity (UDA)	
	2019	2020
April	187	22
May	260	74
June	388	156
July	605	
August	708	
September	788	
October	979	
November	1,190	
December	1,282	
January	1,406	
February	1,472	
March	1,610	
April	1,679	
May	1,679	
June	1,679	

QUALITY

	Quantity	Base Number	Contract	AT	Region	England
% of FP17s for the same patient ID Re-attending within 3 months - Children	3	115	2.6%	8.9%	10.6%	11.4%
% of FP17s for the same patient ID Re-attending within 3 months - Adults	4	28	14.3%	14.9%	15.2%	15.4%
% of FP17s for the same patient ID Re-attending between 3 & 9 months - Children	89	115	77.4%	61.6%	62.3%	59.8%
% of FP17s for the same patient ID Re-attending between 3 & 9 months - Adults	14	28	50.0%	52.9%	53.3%	52.1%
% of FP17s for Band 1 Urgent Courses	6	104	5.8%	9.3%	9.7%	9.2%
% of FP17s Relating to Free Repair or Replacements	0	104	0.0%	0.5%	0.6%	0.7%
% of FP17s Relating to Continuations	0	104	0.0%	0.7%	0.8%	0.8%
% of Patients satisfied with the dentistry they have received	0	0	N/A	93.6%	93.4%	93.4%
% of Patients satisfied with the time they had to wait for an appointment	0	0	N/A	89.3%	86.8%	87.6%

* This is based on patients treated on this contract for their most recent course of treatment. Figures in italics indicate the base number of FP17s or Patient Questionnaire responses are less than 100. N/A is shown where the base number of responses is less than 10 during the period. % is calculated as Quantity/Base number*100

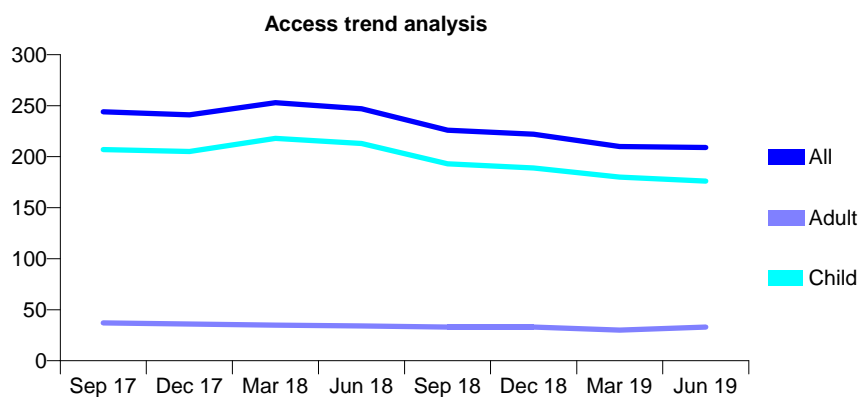
Q68 - Vital Signs At a Glance Contract Report for 829196/0001 - June 2019

Name or company name	DR JA JULLIEN
Contract type name	GDS Contract
Purpose of contract	General
Contract start date	01/04/2006
Contract end date	

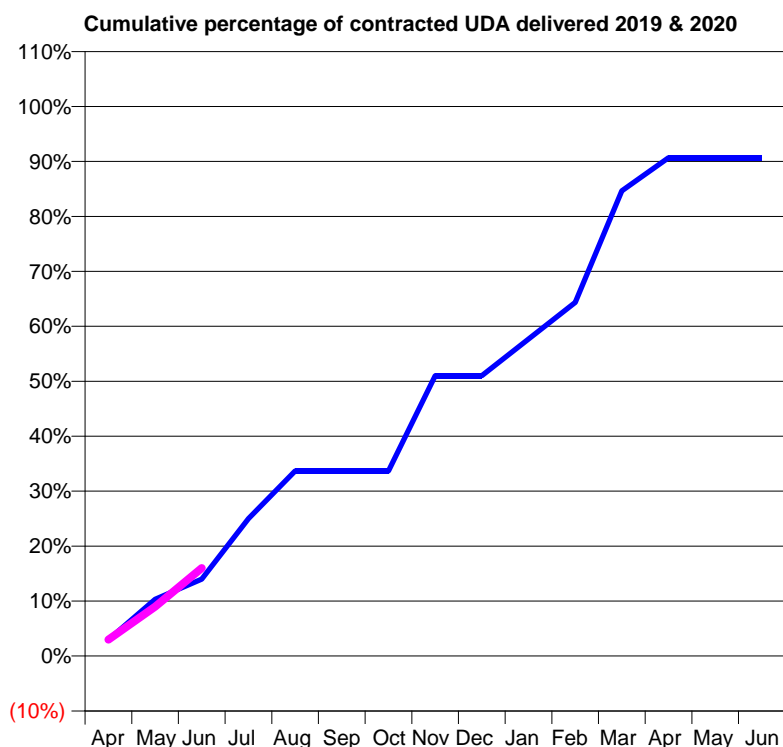
19/20 Contracted general activity (UDA)	300
Carry forward general activity (UDA)	0
19/20 Contracted orthodontic activity (UOA)	0
Carry forward orthodontic activity (UOA)	0
Baseline contract value	£6,901.57

ACCESS*

Patients seen in 24 months	Total	Change since previous quarter
Quarter ending June 2018	247	
Quarter ending September 2018	226	↓
Quarter ending December 2018	222	↓
Quarter ending March 2019	210	↓
Quarter ending June 2019	209	→
Variance since June 2018	(15.4%)	↓



ACTIVITY



Month	Adjusted Scheduled Activity (UDA)	
	2019	2020
April	9	9
May	31	27
June	42	48
July	75	
August	101	
September	101	
October	101	
November	153	
December	153	
January	173	
February	193	
March	254	
April	272	
May	272	
June	272	

QUALITY

	Quantity	Base Number	Contract	AT	Region	England
% of FP17s for the same patient ID Re-attending within 3 months - Children	3	42	7.1%	8.9%	10.6%	11.4%
% of FP17s for the same patient ID Re-attending within 3 months - Adults	0	2	0.0%	14.9%	15.2%	15.4%
% of FP17s for the same patient ID Re-attending between 3 & 9 months - Children	19	42	45.2%	61.6%	62.3%	59.8%
% of FP17s for the same patient ID Re-attending between 3 & 9 months - Adults	1	2	50.0%	52.9%	53.3%	52.1%
% of FP17s for Band 1 Urgent Courses	0	36	0.0%	9.3%	9.7%	9.2%
% of FP17s Relating to Free Repair or Replacements	0	36	0.0%	0.5%	0.6%	0.7%
% of FP17s Relating to Continuations	0	36	0.0%	0.7%	0.8%	0.8%
% of Patients satisfied with the dentistry they have received	0	0	N/A	93.6%	93.4%	93.4%
% of Patients satisfied with the time they had to wait for an appointment	0	0	N/A	89.3%	86.8%	87.6%

* This is based on patients treated on this contract for their most recent course of treatment. Figures in italics indicate the base number of FP17s or Patient Questionnaire responses are less than 100. N/A is shown where the base number of responses is less than 10 during the period. % is calculated as Quantity/Base number*100

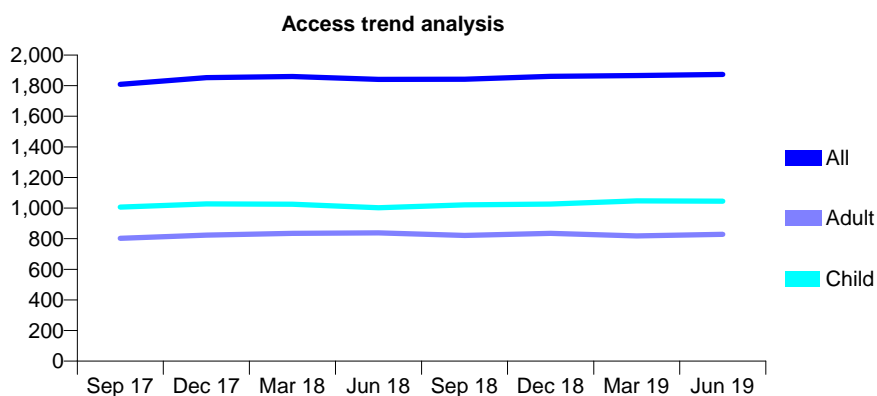
Q68 - Vital Signs At a Glance Contract Report for 831514/0002 - June 2019

Name or company name	MR NC GREEN
Contract type name	GDS Contract
Purpose of contract	General
Contract start date	01/04/2006
Contract end date	

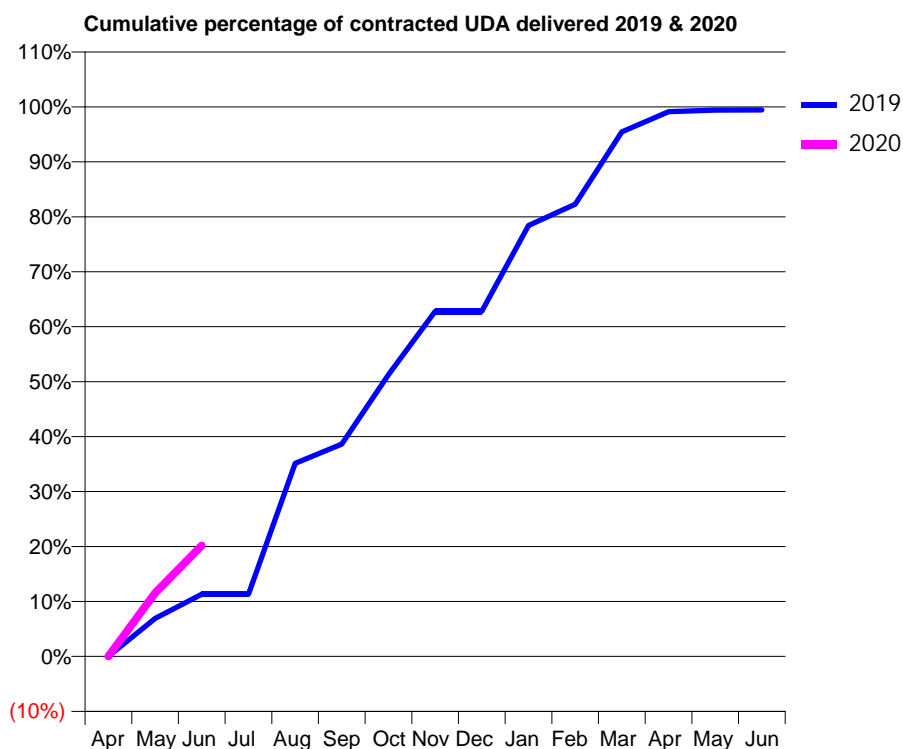
19/20 Contracted general activity (UDA)	4,250
Carry forward general activity (UDA)	0
19/20 Contracted orthodontic activity (UOA)	0
Carry forward orthodontic activity (UOA)	0
Baseline contract value	£103,792.16

ACCESS*

Patients seen in 24 months	Total	Change since previous quarter
Quarter ending June 2018	1,841	
Quarter ending September 2018	1,842	→
Quarter ending December 2018	1,861	→
Quarter ending March 2019	1,866	→
Quarter ending June 2019	1,873	→
Variance since June 2018	1.7%	→



ACTIVITY



Month	Adjusted Scheduled Activity (UDA)	
	2019	2020
April	0	0
May	295	491
June	481	857
July	481	
August	1,493	
September	1,642	
October	2,179	
November	2,669	
December	2,669	
January	3,333	
February	3,497	
March	4,057	
April	4,213	
May	4,225	
June	4,226	

QUALITY

	Quantity	Base Number	Contract	AT	Region	England
% of FP17s for the same patient ID Re-attending within 3 months - Children	16	401	4.0%	8.9%	10.6%	11.4%
% of FP17s for the same patient ID Re-attending within 3 months - Adults	25	258	9.7%	14.9%	15.2%	15.4%
% of FP17s for the same patient ID Re-attending between 3 & 9 months - Children	274	401	68.3%	61.6%	62.3%	59.8%
% of FP17s for the same patient ID Re-attending between 3 & 9 months - Adults	167	258	64.7%	52.9%	53.3%	52.1%
% of FP17s for Band 1 Urgent Courses	6	573	1.0%	9.3%	9.7%	9.2%
% of FP17s Relating to Free Repair or Replacements	1	573	0.2%	0.5%	0.6%	0.7%
% of FP17s Relating to Continuations	3	573	0.5%	0.7%	0.8%	0.8%
% of Patients satisfied with the dentistry they have received	0	0	N/A	93.6%	93.4%	93.4%
% of Patients satisfied with the time they had to wait for an appointment	0	0	N/A	89.3%	86.8%	87.6%

* This is based on patients treated on this contract for their most recent course of treatment. Figures in italics indicate the base number of FP17s or Patient Questionnaire responses are less than 100. N/A is shown where the base number of responses is less than 10 during the period. % is calculated as Quantity/Base number*100

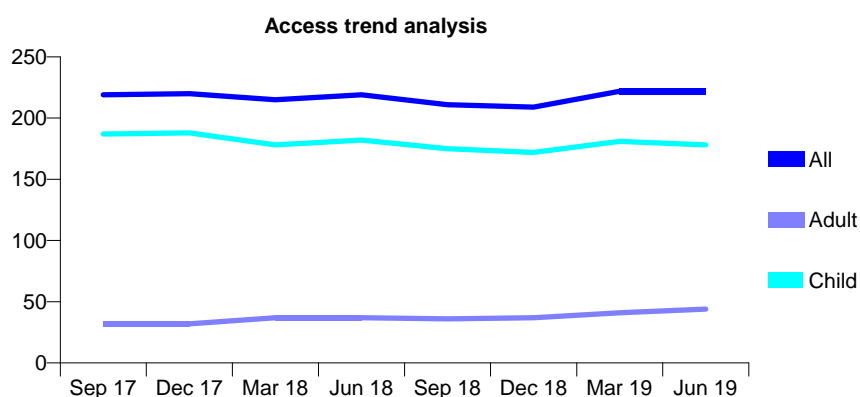
Q68 - Vital Signs At a Glance Contract Report for 833215/0001 - June 2019

Name or company name	MRS A SIMPKINS
Contract type name	GDS Contract
Purpose of contract	General
Contract start date	01/04/2006
Contract end date	

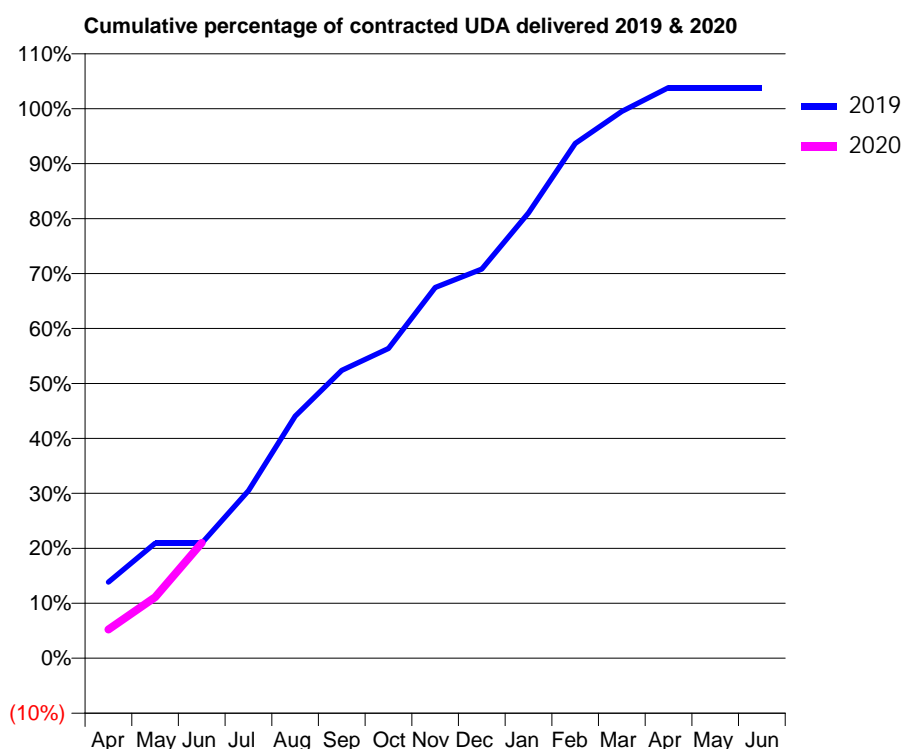
19/20 Contracted general activity (UDA)	325
Carry forward general activity (UDA)	0
19/20 Contracted orthodontic activity (UOA)	0
Carry forward orthodontic activity (UOA)	0
Baseline contract value	£9,575.84

ACCESS*

Patients seen in 24 months	Total	Change since previous quarter
Quarter ending June 2018	219	
Quarter ending September 2018	211	↓
Quarter ending December 2018	209	→
Quarter ending March 2019	222	↑
Quarter ending June 2019	222	→
Variance since June 2018	1.4%	→



ACTIVITY



Month	2019	2020
April	45	17
May	68	36
June	68	68
July	99	
August	143	
September	170	
October	183	
November	219	
December	230	
January	263	
February	304	
March	323	
April	337	
May	337	
June	337	

QUALITY

	Quantity	Base Number	Contract	AT	Region	England
% of FP17s for the same patient ID Re-attending within 3 months - Children	1	64	1.6%	8.9%	10.6%	11.4%
% of FP17s for the same patient ID Re-attending within 3 months - Adults	0	4	0.0%	14.9%	15.2%	15.4%
% of FP17s for the same patient ID Re-attending between 3 & 9 months - Children	38	64	59.4%	61.6%	62.3%	59.8%
% of FP17s for the same patient ID Re-attending between 3 & 9 months - Adults	4	4	100.0%	52.9%	53.3%	52.1%
% of FP17s for Band 1 Urgent Courses	1	58	1.7%	9.3%	9.7%	9.2%
% of FP17s Relating to Free Repair or Replacements	0	58	0.0%	0.5%	0.6%	0.7%
% of FP17s Relating to Continuations	0	58	0.0%	0.7%	0.8%	0.8%
% of Patients satisfied with the dentistry they have received	0	0	N/A	93.6%	93.4%	93.4%
% of Patients satisfied with the time they had to wait for an appointment	0	0	N/A	89.3%	86.8%	87.6%

* This is based on patients treated on this contract for their most recent course of treatment.

Figures in italics indicate the base number of FP17s or Patient Questionnaire responses are less than 100. N/A is shown where the base number of responses is less than 10 during the period. % is calculated as Quantity/Base number*100

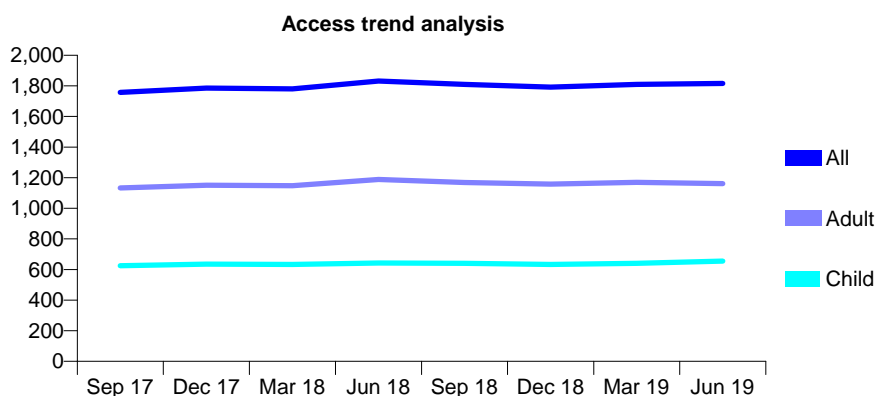
Q68 - Vital Signs At a Glance Contract Report for 833576/0001 - June 2019

Name or company name	MR CS HOUSTON
Contract type name	GDS Contract
Purpose of contract	General
Contract start date	01/04/2006
Contract end date	

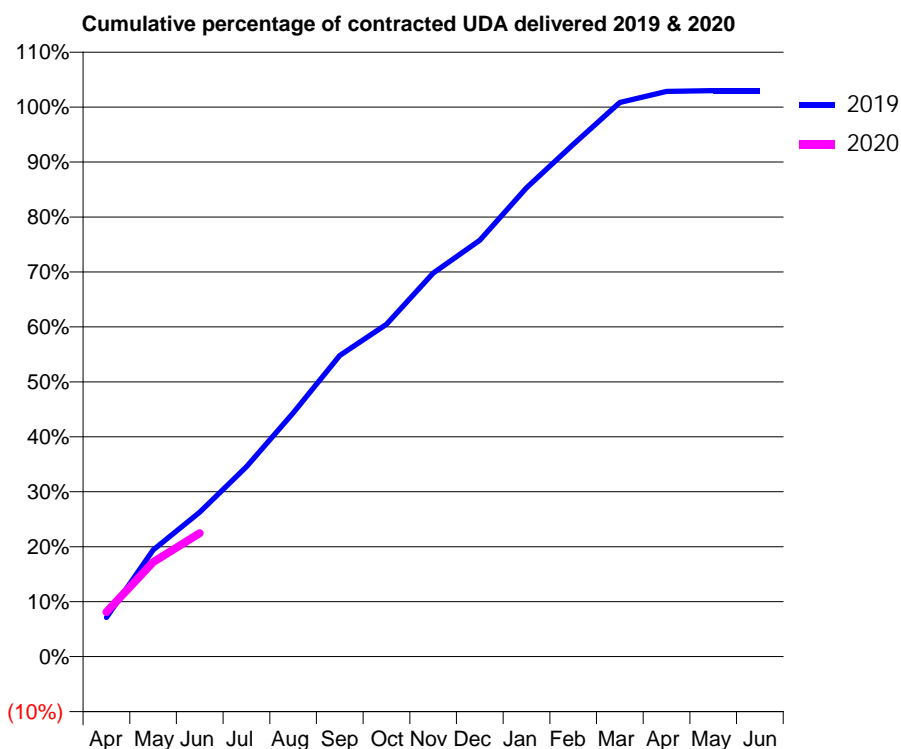
19/20 Contracted general activity (UDA)	5,304
Carry forward general activity (UDA)	0
19/20 Contracted orthodontic activity (UOA)	0
Carry forward orthodontic activity (UOA)	0
Baseline contract value	£170,639.14

ACCESS*

Patients seen in 24 months	Total	Change since previous quarter
Quarter ending June 2018	1,831	
Quarter ending September 2018	1,810	↓
Quarter ending December 2018	1,792	→
Quarter ending March 2019	1,810	→
Quarter ending June 2019	1,816	→
Variance since June 2018	(0.8%)	→



ACTIVITY



Month	Adjusted Scheduled Activity (UDA)	
	2019	2020
April	378	430
May	1,031	912
June	1,394	1,192
July	1,832	
August	2,352	
September	2,907	
October	3,206	
November	3,702	
December	4,020	
January	4,525	
February	4,943	
March	5,349	
April	5,456	
May	5,462	
June	5,462	

QUALITY

	Quantity	Base Number	Contract	AT	Region	England
% of FP17s for the same patient ID Re-attending within 3 months - Children	22	260	8.5%	8.9%	10.6%	11.4%
% of FP17s for the same patient ID Re-attending within 3 months - Adults	49	356	13.8%	14.9%	15.2%	15.4%
% of FP17s for the same patient ID Re-attending between 3 & 9 months - Children	153	260	58.8%	61.6%	62.3%	59.8%
% of FP17s for the same patient ID Re-attending between 3 & 9 months - Adults	234	356	65.7%	52.9%	53.3%	52.1%
% of FP17s for Band 1 Urgent Courses	43	548	7.8%	9.3%	9.7%	9.2%
% of FP17s Relating to Free Repair or Replacements	0	548	0.0%	0.5%	0.6%	0.7%
% of FP17s Relating to Continuations	0	548	0.0%	0.7%	0.8%	0.8%
% of Patients satisfied with the dentistry they have received	2	2	N/A	93.6%	93.4%	93.4%
% of Patients satisfied with the time they had to wait for an appointment	2	2	N/A	89.3%	86.8%	87.6%

* This is based on patients treated on this contract for their most recent course of treatment. Figures in italics indicate the base number of FP17s or Patient Questionnaire responses are less than 100. N/A is shown where the base number of responses is less than 10 during the period. % is calculated as Quantity/Base number*100

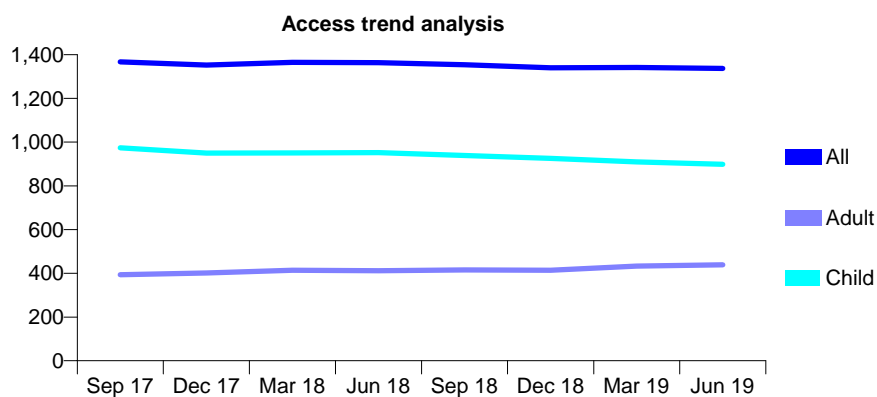
Q68 - Vital Signs At a Glance Contract Report for 834777/0001 - June 2019

Name or company name	MR C WOOD
Contract type name	GDS Contract
Purpose of contract	General
Contract start date	01/04/2006
Contract end date	

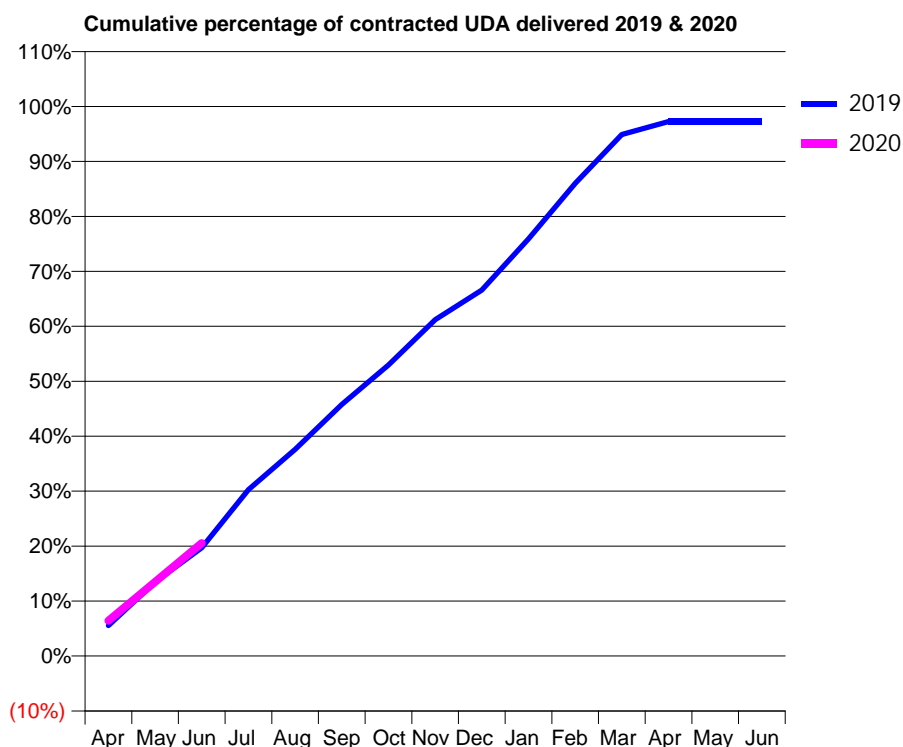
19/20 Contracted general activity (UDA)	3,000
Carry forward general activity (UDA)	0
19/20 Contracted orthodontic activity (UOA)	0
Carry forward orthodontic activity (UOA)	0
Baseline contract value	£73,044.43

ACCESS*

Patients seen in 24 months	Total	Change since previous quarter
Quarter ending June 2018	1,364	
Quarter ending September 2018	1,354	→
Quarter ending December 2018	1,340	↓
Quarter ending March 2019	1,342	→
Quarter ending June 2019	1,337	→
Variance since June 2018	(2.0%)	↓



ACTIVITY



Month	Adjusted Scheduled Activity (UDA)	
	2019	2020
April	167	192
May	405	405
June	591	616
July	908	
August	1,128	
September	1,373	
October	1,589	
November	1,837	
December	1,998	
January	2,278	
February	2,580	
March	2,847	
April	2,918	
May	2,918	
June	2,918	

QUALITY

	Quantity	Base Number	Contract	AT	Region	England
% of FP17s for the same patient ID Re-attending within 3 months - Children	16	329	4.9%	8.9%	10.6%	11.4%
% of FP17s for the same patient ID Re-attending within 3 months - Adults	5	121	4.1%	14.9%	15.2%	15.4%
% of FP17s for the same patient ID Re-attending between 3 & 9 months - Children	223	329	67.8%	61.6%	62.3%	59.8%
% of FP17s for the same patient ID Re-attending between 3 & 9 months - Adults	82	121	67.8%	52.9%	53.3%	52.1%
% of FP17s for Band 1 Urgent Courses	11	407	2.7%	9.3%	9.7%	9.2%
% of FP17s Relating to Free Repair or Replacements	0	407	0.0%	0.5%	0.6%	0.7%
% of FP17s Relating to Continuations	4	407	1.0%	0.7%	0.8%	0.8%
% of Patients satisfied with the dentistry they have received	1	1	N/A	93.6%	93.4%	93.4%
% of Patients satisfied with the time they had to wait for an appointment	1	1	N/A	89.3%	86.8%	87.6%

* This is based on patients treated on this contract for their most recent course of treatment. Figures in italics indicate the base number of FP17s or Patient Questionnaire responses are less than 100. N/A is shown where the base number of responses is less than 10 during the period. % is calculated as Quantity/Base number*100

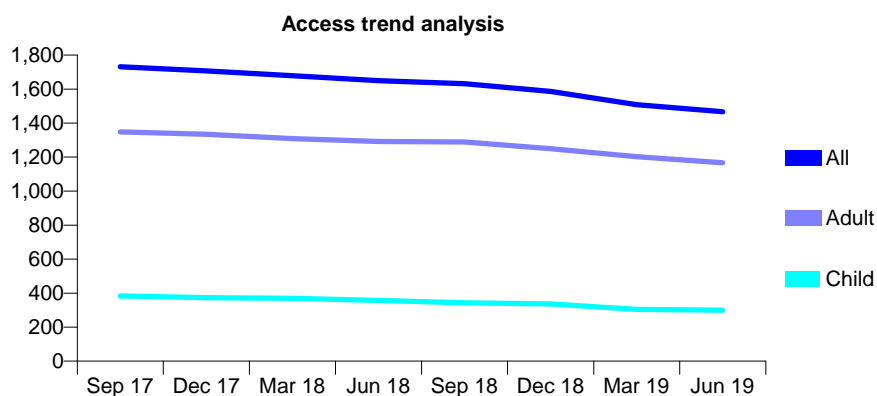
Q68 - Vital Signs At a Glance Contract Report for 835005/0001 - June 2019

Name or company name	Townend Dental Practice
Contract type name	GDS Contract
Purpose of contract	General
Contract start date	01/04/2006
Contract end date	

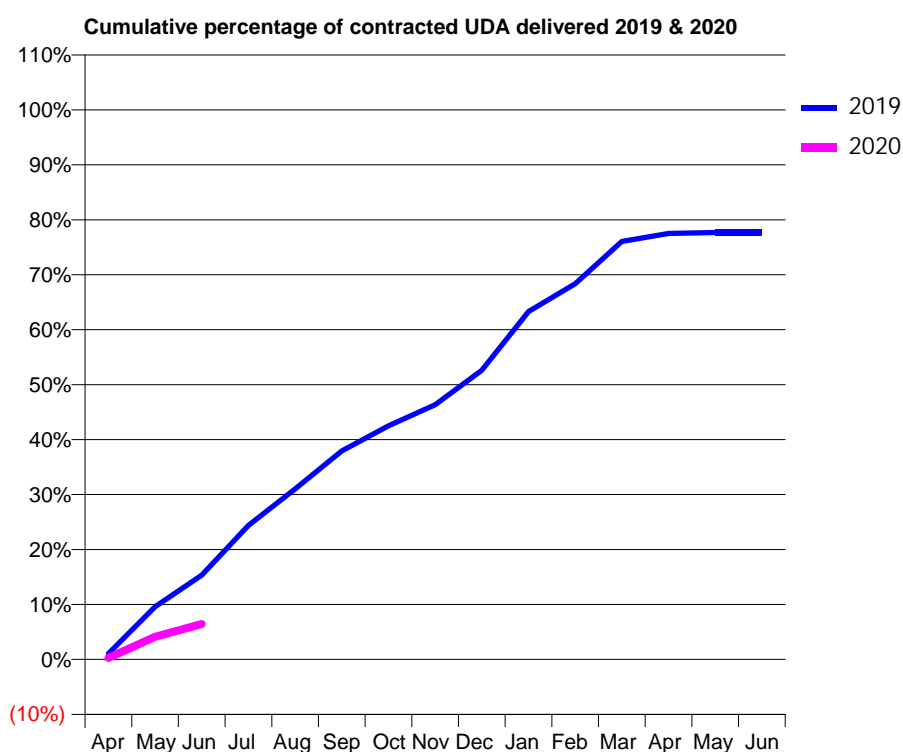
19/20 Contracted general activity (UDA)	7,748
Carry forward general activity (UDA)	0
19/20 Contracted orthodontic activity (UOA)	0
Carry forward orthodontic activity (UOA)	0
Baseline contract value	£217,546.89

ACCESS*

Patients seen in 24 months	Total	Change since previous quarter
Quarter ending June 2018	1,649	
Quarter ending September 2018	1,632	↓
Quarter ending December 2018	1,586	↓
Quarter ending March 2019	1,508	↓
Quarter ending June 2019	1,467	↓
Variance since June 2018	(11.0%)	↓



ACTIVITY



Month	Adjusted Scheduled Activity (UDA)	
	2019	2020
April	82	21
May	743	320
June	1,189	501
July	1,890	
August	2,404	
September	2,939	
October	3,294	
November	3,592	
December	4,078	
January	4,905	
February	5,298	
March	5,893	
April	6,006	
May	6,019	
June	6,019	

QUALITY

	Quantity	Base Number	Contract	AT	Region	England
% of FP17s for the same patient ID Re-attending within 3 months - Children	0	75	0.0%	8.9%	10.6%	11.4%
% of FP17s for the same patient ID Re-attending within 3 months - Adults	44	305	14.4%	14.9%	15.2%	15.4%
% of FP17s for the same patient ID Re-attending between 3 & 9 months - Children	39	75	52.0%	61.6%	62.3%	59.8%
% of FP17s for the same patient ID Re-attending between 3 & 9 months - Adults	151	305	49.5%	52.9%	53.3%	52.1%
% of FP17s for Band 1 Urgent Courses	35	354	9.9%	9.3%	9.7%	9.2%
% of FP17s Relating to Free Repair or Replacements	0	354	0.0%	0.5%	0.6%	0.7%
% of FP17s Relating to Continuations	2	354	0.6%	0.7%	0.8%	0.8%
% of Patients satisfied with the dentistry they have received	2	2	N/A	93.6%	93.4%	93.4%
% of Patients satisfied with the time they had to wait for an appointment	2	2	N/A	89.3%	86.8%	87.6%

* This is based on patients treated on this contract for their most recent course of treatment. Figures in italics indicate the base number of FP17s or Patient Questionnaire responses are less than 100. N/A is shown where the base number of responses is less than 10 during the period. % is calculated as Quantity/Base number*100

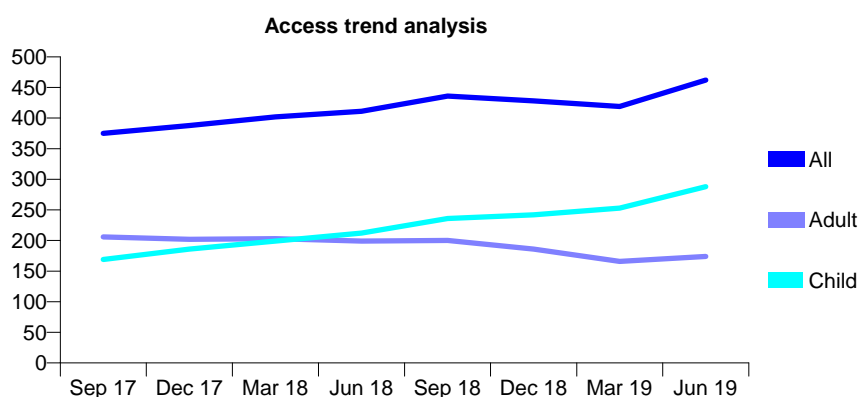
Q68 - Vital Signs At a Glance Contract Report for 836206/0001 - June 2019

Name or company name	MISS DA BRUMMITT
Contract type name	GDS Contract
Purpose of contract	General
Contract start date	01/04/2006
Contract end date	

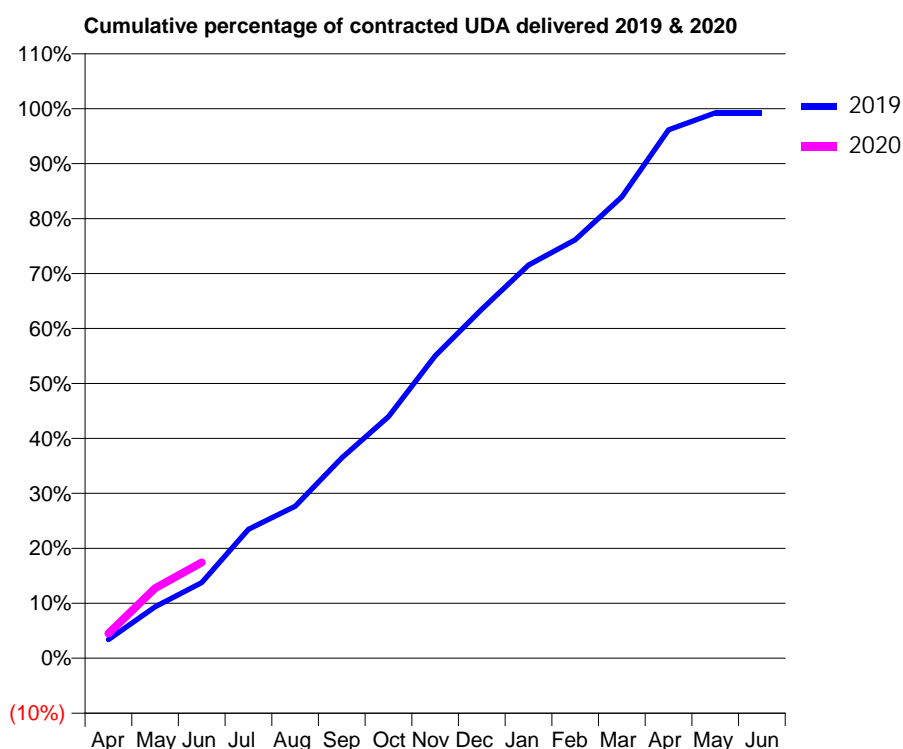
19/20 Contracted general activity (UDA)	1,801
Carry forward general activity (UDA)	0
19/20 Contracted orthodontic activity (UOA)	0
Carry forward orthodontic activity (UOA)	0
Baseline contract value	£44,009.62

ACCESS*

Patients seen in 24 months	Total	Change since previous quarter
Quarter ending June 2018	411	
Quarter ending September 2018	436	↑
Quarter ending December 2018	428	↓
Quarter ending March 2019	419	↓
Quarter ending June 2019	462	↑
Variance since June 2018	12.4%	↑



ACTIVITY



Month	2019	2020
April	61	81
May	169	230
June	248	314
July	422	
August	498	
September	656	
October	792	
November	991	
December	1,143	
January	1,289	
February	1,371	
March	1,512	
April	1,731	
May	1,787	
June	1,787	

QUALITY

	Quantity	Base Number	Contract	AT	Region	England
% of FP17s for the same patient ID Re-attending within 3 months - Children	22	194	11.3%	8.9%	10.6%	11.4%
% of FP17s for the same patient ID Re-attending within 3 months - Adults	15	92	16.3%	14.9%	15.2%	15.4%
% of FP17s for the same patient ID Re-attending between 3 & 9 months - Children	131	194	67.5%	61.6%	62.3%	59.8%
% of FP17s for the same patient ID Re-attending between 3 & 9 months - Adults	42	92	45.7%	52.9%	53.3%	52.1%
% of FP17s for Band 1 Urgent Courses	11	153	7.2%	9.3%	9.7%	9.2%
% of FP17s Relating to Free Repair or Replacements	1	153	0.7%	0.5%	0.6%	0.7%
% of FP17s Relating to Continuations	0	153	0.0%	0.7%	0.8%	0.8%
% of Patients satisfied with the dentistry they have received	0	0	N/A	93.6%	93.4%	93.4%
% of Patients satisfied with the time they had to wait for an appointment	0	0	N/A	89.3%	86.8%	87.6%

* This is based on patients treated on this contract for their most recent course of treatment.

Figures in italics indicate the base number of FP17s or Patient Questionnaire responses are less than 100. N/A is shown where the base number of responses is less than 10 during the period. % is calculated as Quantity/Base number*100

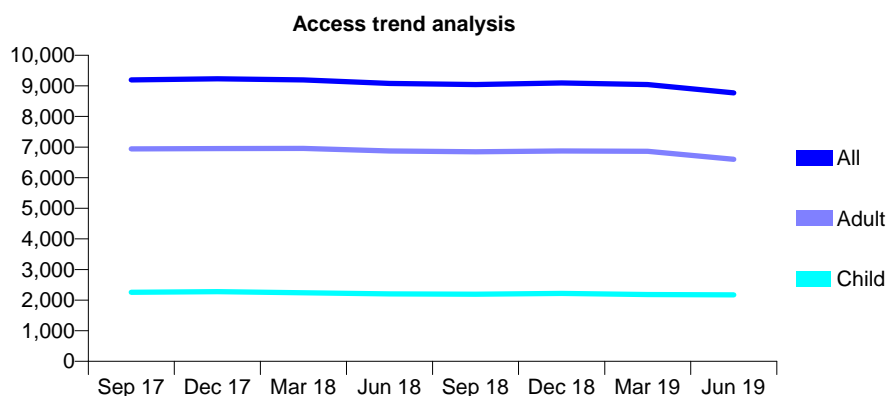
Q68 - Vital Signs At a Glance Contract Report for 840130/0002 - June 2019

Name or company name	MR RW GORROD
Contract type name	GDS Contract
Purpose of contract	General
Contract start date	01/04/2014
Contract end date	

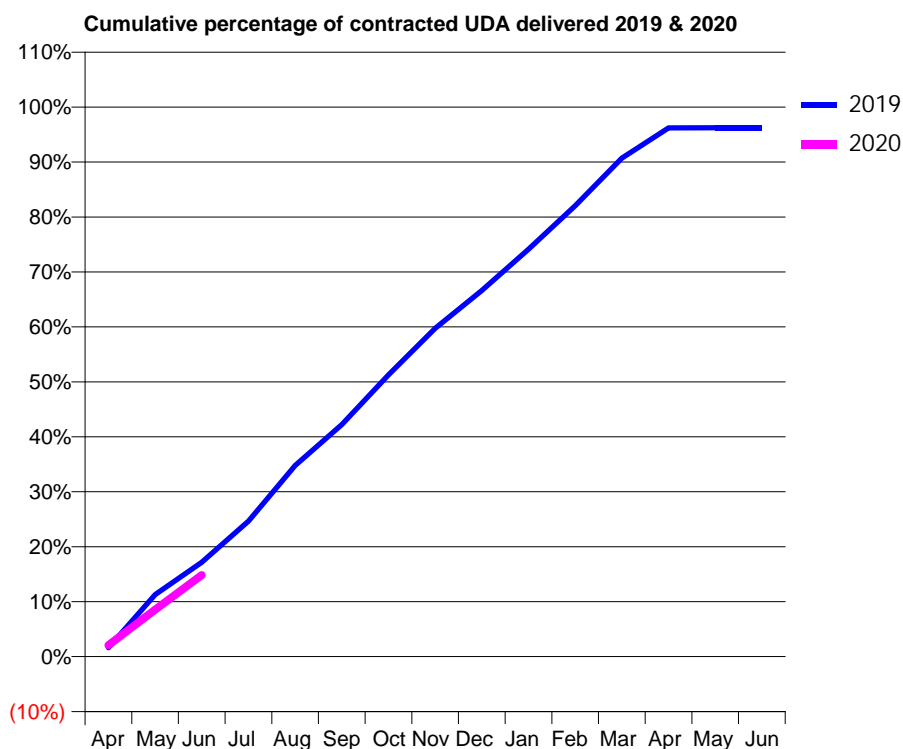
19/20 Contracted general activity (UDA)	15,000
Carry forward general activity (UDA)	0
19/20 Contracted orthodontic activity (UOA)	0
Carry forward orthodontic activity (UOA)	0
Baseline contract value	£381,125.60

ACCESS*

Patients seen in 24 months	Total	Change since previous quarter
Quarter ending June 2018	9,078	
Quarter ending September 2018	9,045	→
Quarter ending December 2018	9,095	→
Quarter ending March 2019	9,045	→
Quarter ending June 2019	8,771	↓
Variance since June 2018	(3.4%)	↓



ACTIVITY



Month	Adjusted Scheduled Activity (UDA)	
	2019	2020
April	377	314
May	2,619	1,282
June	3,985	2,226
July	5,721	
August	8,071	
September	9,795	
October	11,891	
November	13,859	
December	15,456	
January	17,195	
February	19,038	
March	21,044	
April	22,321	
May	22,328	
June	22,328	

QUALITY

	Quantity	Base Number	Contract	AT	Region	England
% of FP17s for the same patient ID Re-attending within 3 months - Children	33	762	4.3%	8.9%	10.6%	11.4%
% of FP17s for the same patient ID Re-attending within 3 months - Adults	123	831	14.8%	14.9%	15.2%	15.4%
% of FP17s for the same patient ID Re-attending between 3 & 9 months - Children	383	762	50.3%	61.6%	62.3%	59.8%
% of FP17s for the same patient ID Re-attending between 3 & 9 months - Adults	311	831	37.4%	52.9%	53.3%	52.1%
% of FP17s for Band 1 Urgent Courses	41	1,057	3.9%	9.3%	9.7%	9.2%
% of FP17s Relating to Free Repair or Replacements	3	1,057	0.3%	0.5%	0.6%	0.7%
% of FP17s Relating to Continuations	26	1,057	2.5%	0.7%	0.8%	0.8%
% of Patients satisfied with the dentistry they have received	1	1	N/A	93.6%	93.4%	93.4%
% of Patients satisfied with the time they had to wait for an appointment	1	1	N/A	89.3%	86.8%	87.6%

* This is based on patients treated on this contract for their most recent course of treatment. Figures in italics indicate the base number of FP17s or Patient Questionnaire responses are less than 100. N/A is shown where the base number of responses is less than 10 during the period. % is calculated as Quantity/Base number*100

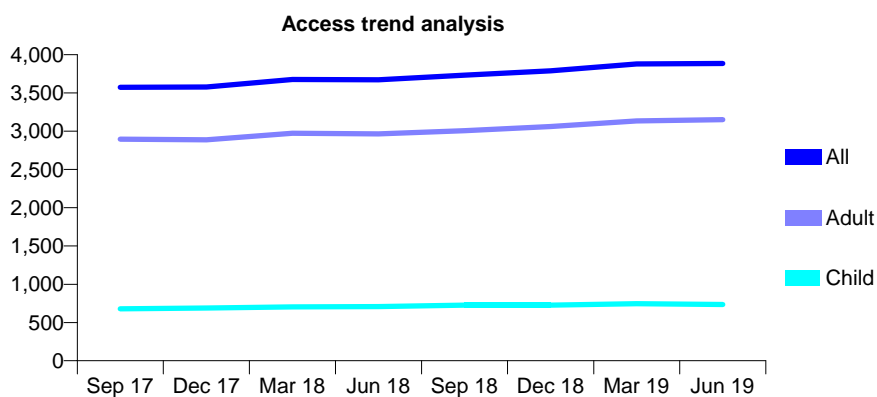
Q68 - Vital Signs At a Glance Contract Report for 842796/0001 - June 2019

Name or company name	MR T GHASEMI
Contract type name	GDS Contract
Purpose of contract	General
Contract start date	01/04/2006
Contract end date	

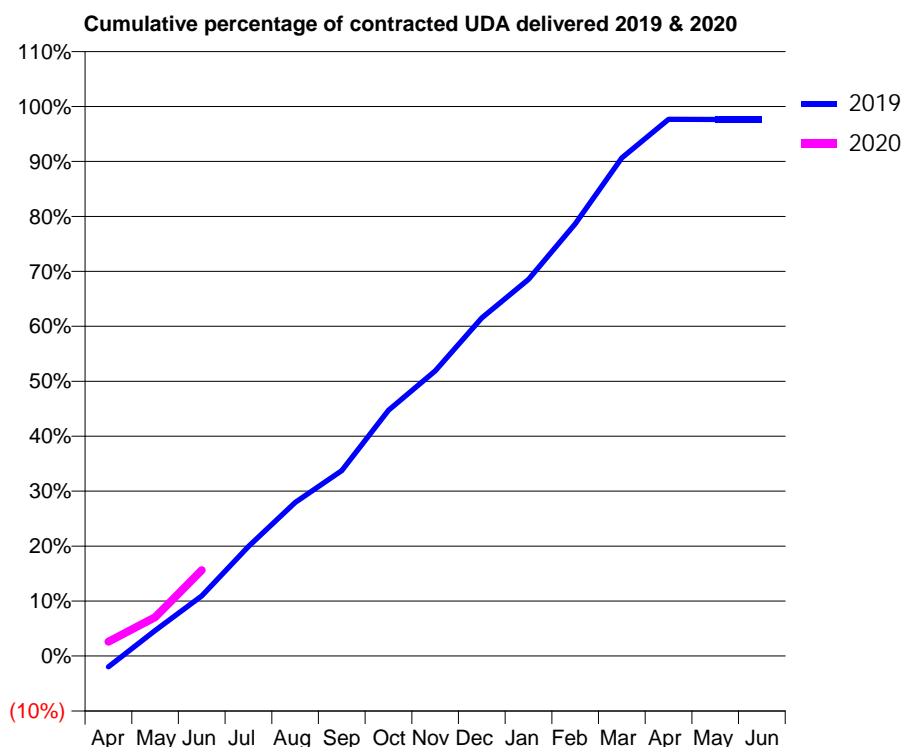
19/20 Contracted general activity (UDA)	10,559
Carry forward general activity (UDA)	0
19/20 Contracted orthodontic activity (UOA)	0
Carry forward orthodontic activity (UOA)	0
Baseline contract value	£354,258.72

ACCESS*

Patients seen in 24 months	Total	Change since previous quarter
Quarter ending June 2018	3,672	
Quarter ending September 2018	3,733	→
Quarter ending December 2018	3,788	→
Quarter ending March 2019	3,879	↑
Quarter ending June 2019	3,884	→
Variance since June 2018	5.8%	↑



ACTIVITY



Month	Adjusted Scheduled Activity (UDA)	
	2019	2020
April	-210	276
May	491	746
June	1,155	1,651
July	2,104	
August	2,951	
September	3,564	
October	4,720	
November	5,478	
December	6,497	
January	7,238	
February	8,303	
March	9,571	
April	10,312	
May	10,311	
June	10,311	

QUALITY

	Quantity	Base Number	Contract	AT	Region	England
% of FP17s for the same patient ID Re-attending within 3 months - Children	4	209	1.9%	8.9%	10.6%	11.4%
% of FP17s for the same patient ID Re-attending within 3 months - Adults	70	795	8.8%	14.9%	15.2%	15.4%
% of FP17s for the same patient ID Re-attending between 3 & 9 months - Children	88	209	42.1%	61.6%	62.3%	59.8%
% of FP17s for the same patient ID Re-attending between 3 & 9 months - Adults	379	795	47.7%	52.9%	53.3%	52.1%
% of FP17s for Band 1 Urgent Courses	63	812	7.8%	9.3%	9.7%	9.2%
% of FP17s Relating to Free Repair or Replacements	0	812	0.0%	0.5%	0.6%	0.7%
% of FP17s Relating to Continuations	5	812	0.6%	0.7%	0.8%	0.8%
% of Patients satisfied with the dentistry they have received	0	0	N/A	93.6%	93.4%	93.4%
% of Patients satisfied with the time they had to wait for an appointment	0	0	N/A	89.3%	86.8%	87.6%

* This is based on patients treated on this contract for their most recent course of treatment.

Figures in italics indicate the base number of FP17s or Patient Questionnaire responses are less than 100. N/A is shown where the base number of responses is less than 10 during the period. % is calculated as Quantity/Base number*100

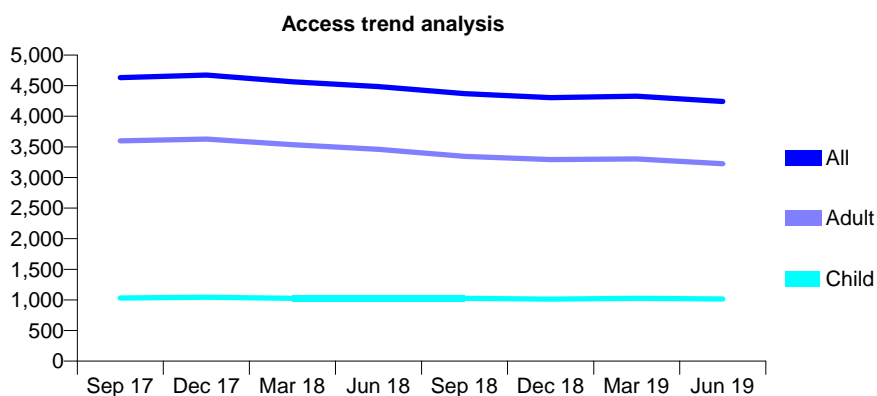
Q68 - Vital Signs At a Glance Contract Report for 842885/0001 - June 2019

Name or company name	Quality Dental Brighton
Contract type name	GDS Contract
Purpose of contract	General
Contract start date	08/05/2006
Contract end date	

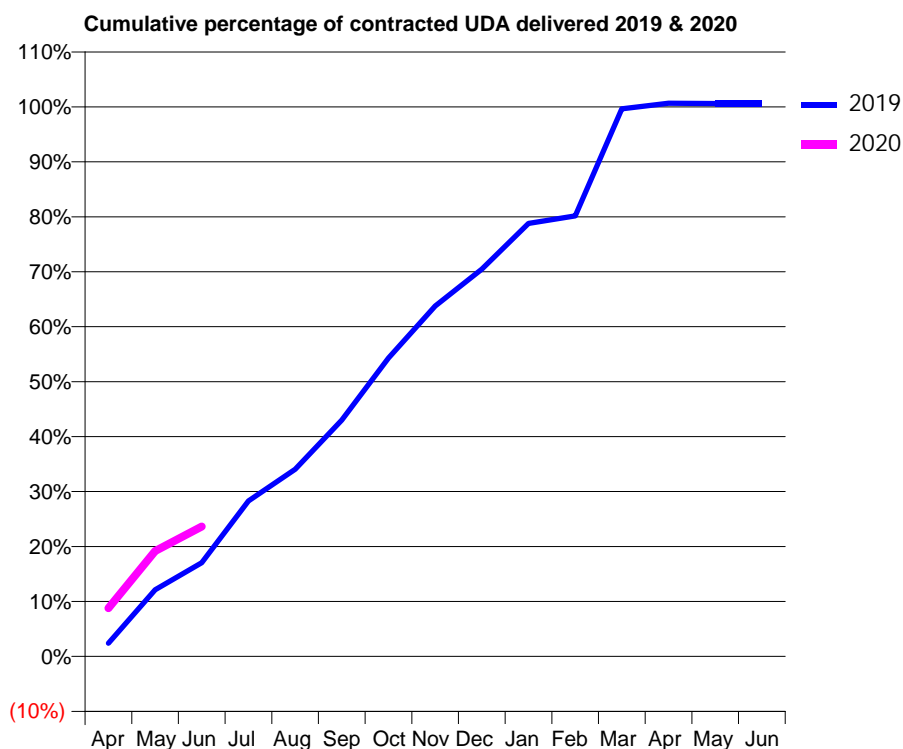
19/20 Contracted general activity (UDA)	9,574
Carry forward general activity (UDA)	0
19/20 Contracted orthodontic activity (UOA)	0
Carry forward orthodontic activity (UOA)	0
Baseline contract value	£257,383.65

ACCESS*

Patients seen in 24 months	Total	Change since previous quarter
Quarter ending June 2018	4,484	
Quarter ending September 2018	4,370	↓
Quarter ending December 2018	4,305	↓
Quarter ending March 2019	4,327	→
Quarter ending June 2019	4,242	↓
Variance since June 2018	(5.4%)	↓



ACTIVITY



Month	2019	2020
April	232	840
May	1,160	1,837
June	1,631	2,261
July	2,711	
August	3,261	
September	4,117	
October	5,199	
November	6,104	
December	6,745	
January	7,542	
February	7,675	
March	9,539	
April	9,635	
May	9,632	
June	9,632	

QUALITY

	Quantity	Base Number	Contract	AT	Region	England
% of FP17s for the same patient ID Re-attending within 3 months - Children	18	344	5.2%	8.9%	10.6%	11.4%
% of FP17s for the same patient ID Re-attending within 3 months - Adults	83	862	9.6%	14.9%	15.2%	15.4%
% of FP17s for the same patient ID Re-attending between 3 & 9 months - Children	237	344	68.9%	61.6%	62.3%	59.8%
% of FP17s for the same patient ID Re-attending between 3 & 9 months - Adults	509	862	59.0%	52.9%	53.3%	52.1%
% of FP17s for Band 1 Urgent Courses	73	1,148	6.4%	9.3%	9.7%	9.2%
% of FP17s Relating to Free Repair or Replacements	4	1,148	0.3%	0.5%	0.6%	0.7%
% of FP17s Relating to Continuations	0	1,148	0.0%	0.7%	0.8%	0.8%
% of Patients satisfied with the dentistry they have received	3	3	N/A	93.6%	93.4%	93.4%
% of Patients satisfied with the time they had to wait for an appointment	3	3	N/A	89.3%	86.8%	87.6%

* This is based on patients treated on this contract for their most recent course of treatment.

Figures in italics indicate the base number of FP17s or Patient Questionnaire responses are less than 100. N/A is shown where the base number of responses is less than 10 during the period. % is calculated as Quantity/Base number*100

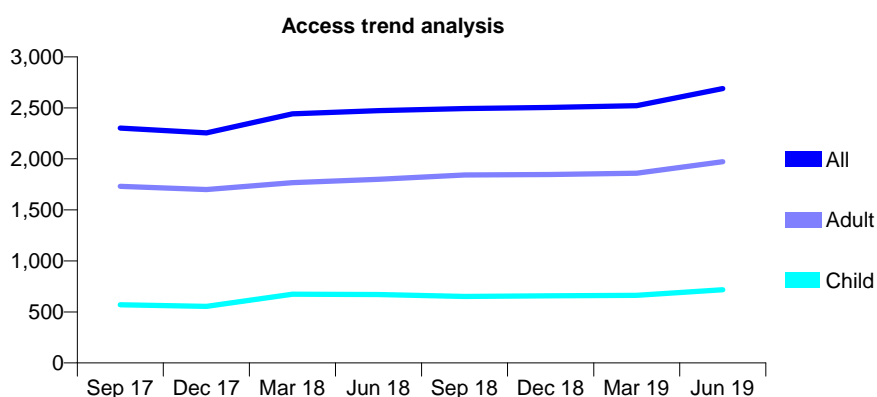
Q68 - Vital Signs At a Glance Contract Report for 842974/0001 - June 2019

Name or company name	MRS ME LARSSON ANDREASSON
Contract type name	GDS Contract
Purpose of contract	General
Contract start date	01/04/2006
Contract end date	

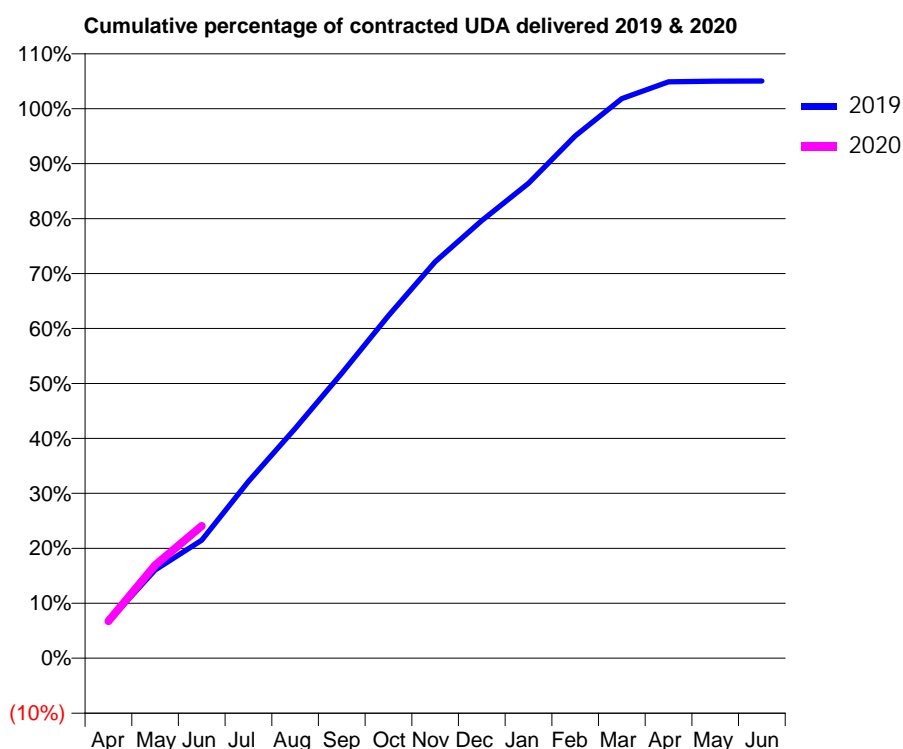
19/20 Contracted general activity (UDA)	6,847
Carry forward general activity (UDA)	0
19/20 Contracted orthodontic activity (UOA)	0
Carry forward orthodontic activity (UOA)	0
Baseline contract value	£191,587.20

ACCESS*

Patients seen in 24 months	Total	Change since previous quarter
Quarter ending June 2018	2,472	
Quarter ending September 2018	2,494	→
Quarter ending December 2018	2,504	→
Quarter ending March 2019	2,521	→
Quarter ending June 2019	2,690	↑
Variance since June 2018	8.8%	↑



ACTIVITY



Month	2019	2020
April	460	462
May	1,100	1,159
June	1,471	1,647
July	2,202	
August	2,861	
September	3,551	
October	4,268	
November	4,941	
December	5,453	
January	5,917	
February	6,508	
March	6,972	
April	7,180	
May	7,189	
June	7,190	

QUALITY

	Quantity	Base Number	Contract	AT	Region	England
% of FP17s for the same patient ID Re-attending within 3 months - Children	13	290	4.5%	8.9%	10.6%	11.4%
% of FP17s for the same patient ID Re-attending within 3 months - Adults	69	804	8.6%	14.9%	15.2%	15.4%
% of FP17s for the same patient ID Re-attending between 3 & 9 months - Children	146	290	50.3%	61.6%	62.3%	59.8%
% of FP17s for the same patient ID Re-attending between 3 & 9 months - Adults	374	804	46.5%	52.9%	53.3%	52.1%
% of FP17s for Band 1 Urgent Courses	60	968	6.2%	9.3%	9.7%	9.2%
% of FP17s Relating to Free Repair or Replacements	4	968	0.4%	0.5%	0.6%	0.7%
% of FP17s Relating to Continuations	5	968	0.5%	0.7%	0.8%	0.8%
% of Patients satisfied with the dentistry they have received	1	1	N/A	93.6%	93.4%	93.4%
% of Patients satisfied with the time they had to wait for an appointment	1	1	N/A	89.3%	86.8%	87.6%

* This is based on patients treated on this contract for their most recent course of treatment.

Figures in italics indicate the base number of FP17s or Patient Questionnaire responses are less than 100. N/A is shown where the base number of responses is less than 10 during the period. % is calculated as Quantity/Base number*100

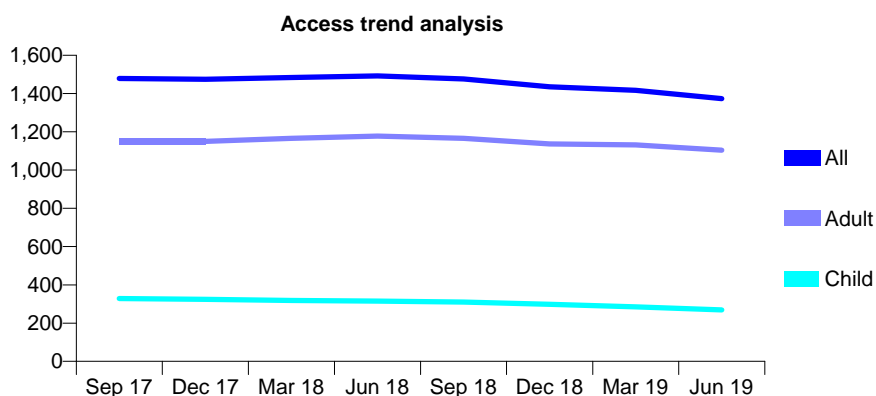
Q68 - Vital Signs At a Glance Contract Report for 843024/0001 - June 2019

Name or company name	Guildford Dental Surgery Partnership
Contract type name	GDS Contract
Purpose of contract	General
Contract start date	01/04/2006
Contract end date	

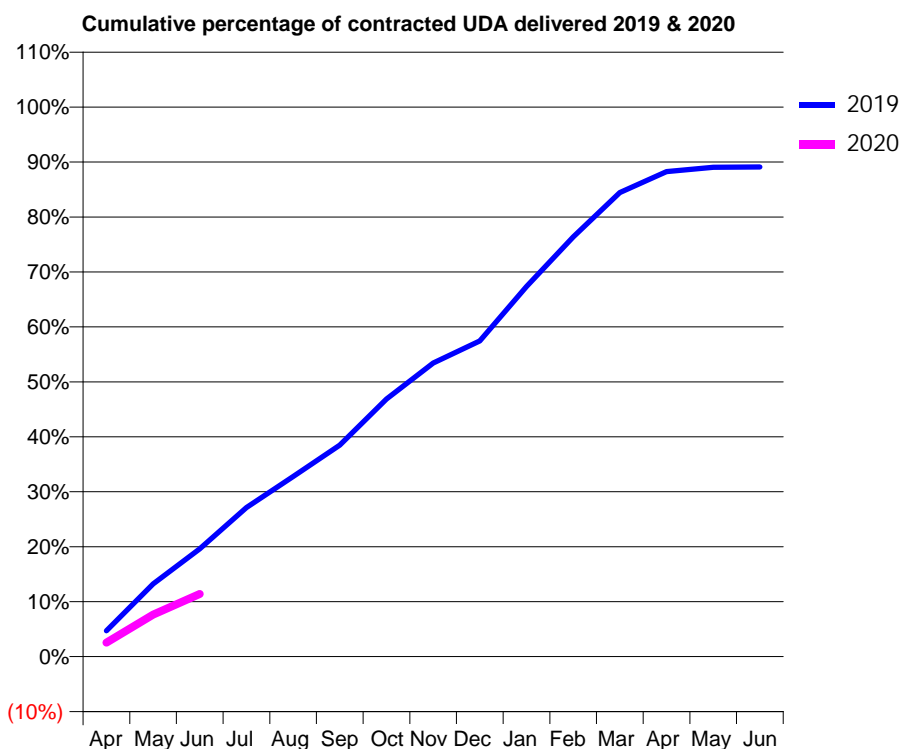
19/20 Contracted general activity (UDA)	5,491
Carry forward general activity (UDA)	0
19/20 Contracted orthodontic activity (UOA)	0
Carry forward orthodontic activity (UOA)	0
Baseline contract value	£128,495.53

ACCESS*

Patients seen in 24 months	Total	Change since previous quarter
Quarter ending June 2018	1,492	
Quarter ending September 2018	1,476	↓
Quarter ending December 2018	1,435	↓
Quarter ending March 2019	1,417	↓
Quarter ending June 2019	1,373	↓
Variance since June 2018	(8.0%)	↓



ACTIVITY



Month	Adjusted Scheduled Activity (UDA)	
	2019	2020
April	257	140
May	727	421
June	1,077	627
July	1,491	
August	1,799	
September	2,114	
October	2,574	
November	2,934	
December	3,155	
January	3,699	
February	4,193	
March	4,636	
April	4,846	
May	4,889	
June	4,892	

QUALITY

	Quantity	Base Number	Contract	AT	Region	England
% of FP17s for the same patient ID Re-attending within 3 months - Children	4	78	5.1%	8.9%	10.6%	11.4%
% of FP17s for the same patient ID Re-attending within 3 months - Adults	70	345	20.3%	14.9%	15.2%	15.4%
% of FP17s for the same patient ID Re-attending between 3 & 9 months - Children	41	78	52.6%	61.6%	62.3%	59.8%
% of FP17s for the same patient ID Re-attending between 3 & 9 months - Adults	174	345	50.4%	52.9%	53.3%	52.1%
% of FP17s for Band 1 Urgent Courses	55	320	17.2%	9.3%	9.7%	9.2%
% of FP17s Relating to Free Repair or Replacements	0	320	0.0%	0.5%	0.6%	0.7%
% of FP17s Relating to Continuations	0	320	0.0%	0.7%	0.8%	0.8%
% of Patients satisfied with the dentistry they have received	0	1	N/A	93.6%	93.4%	93.4%
% of Patients satisfied with the time they had to wait for an appointment	0	1	N/A	89.3%	86.8%	87.6%

* This is based on patients treated on this contract for their most recent course of treatment. Figures in italics indicate the base number of FP17s or Patient Questionnaire responses are less than 100. N/A is shown where the base number of responses is less than 10 during the period. % is calculated as Quantity/Base number*100

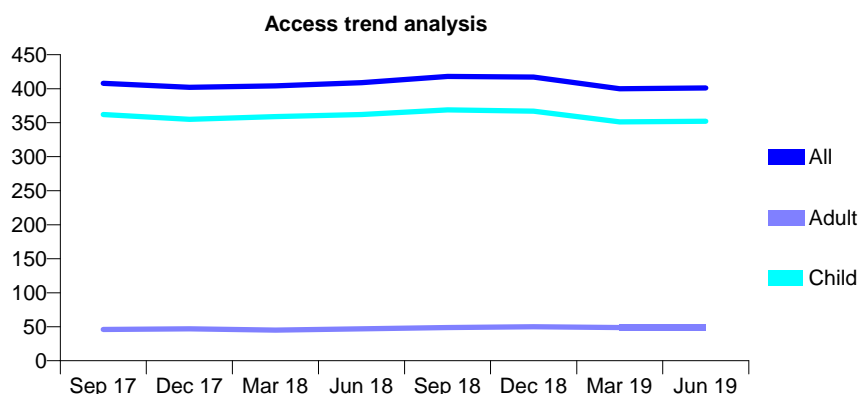
Q68 - Vital Signs At a Glance Contract Report for 843695/0001 - June 2019

Name or company name	MR A HOMMASI
Contract type name	GDS Contract
Purpose of contract	General
Contract start date	01/04/2006
Contract end date	

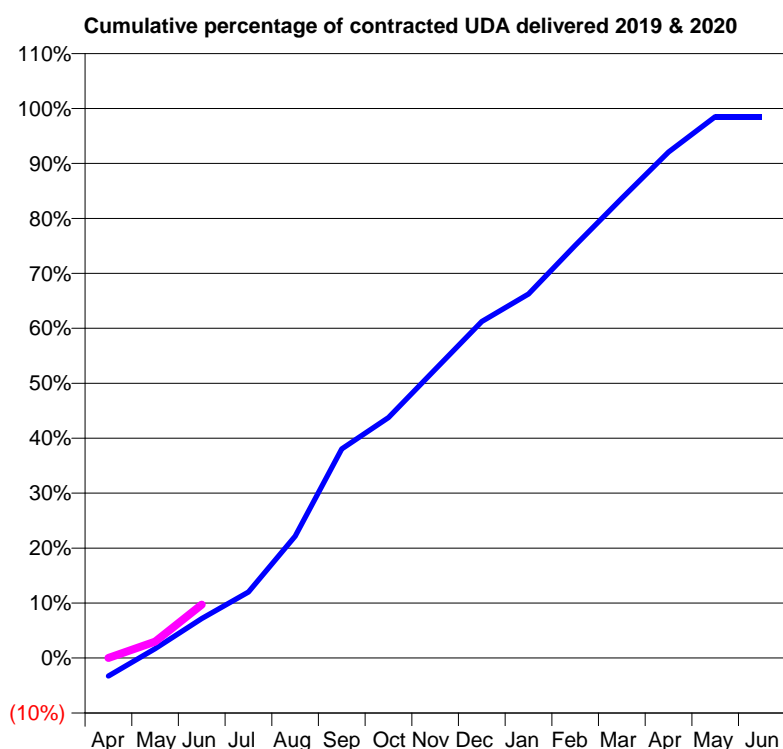
19/20 Contracted general activity (UDA)	700
Carry forward general activity (UDA)	0
19/20 Contracted orthodontic activity (UOA)	0
Carry forward orthodontic activity (UOA)	0
Baseline contract value	£21,441.00

ACCESS*

Patients seen in 24 months	Total	Change since previous quarter
Quarter ending June 2018	409	
Quarter ending September 2018	418	↑
Quarter ending December 2018	417	→
Quarter ending March 2019	400	↓
Quarter ending June 2019	401	→
Variance since June 2018	(2.0%)	↓



ACTIVITY



Month	Adjusted Scheduled Activity (UDA)	
	2019	2020
April	-23	0
May	12	21
June	50	68
July	84	
August	155	
September	266	
October	306	
November	368	
December	429	
January	464	
February	526	
March	586	
April	645	
May	690	
June	690	

QUALITY

	Quantity	Base Number	Contract	AT	Region	England
% of FP17s for the same patient ID Re-attending within 3 months - Children	2	114	1.8%	8.9%	10.6%	11.4%
% of FP17s for the same patient ID Re-attending within 3 months - Adults	0	6	0.0%	14.9%	15.2%	15.4%
% of FP17s for the same patient ID Re-attending between 3 & 9 months - Children	62	114	54.4%	61.6%	62.3%	59.8%
% of FP17s for the same patient ID Re-attending between 3 & 9 months - Adults	5	6	83.3%	52.9%	53.3%	52.1%
% of FP17s for Band 1 Urgent Courses	0	58	0.0%	9.3%	9.7%	9.2%
% of FP17s Relating to Free Repair or Replacements	0	58	0.0%	0.5%	0.6%	0.7%
% of FP17s Relating to Continuations	0	58	0.0%	0.7%	0.8%	0.8%
% of Patients satisfied with the dentistry they have received	0	0	N/A	93.6%	93.4%	93.4%
% of Patients satisfied with the time they had to wait for an appointment	0	0	N/A	89.3%	86.8%	87.6%

* This is based on patients treated on this contract for their most recent course of treatment. Figures in italics indicate the base number of FP17s or Patient Questionnaire responses are less than 100. N/A is shown where the base number of responses is less than 10 during the period. % is calculated as Quantity/Base number*100

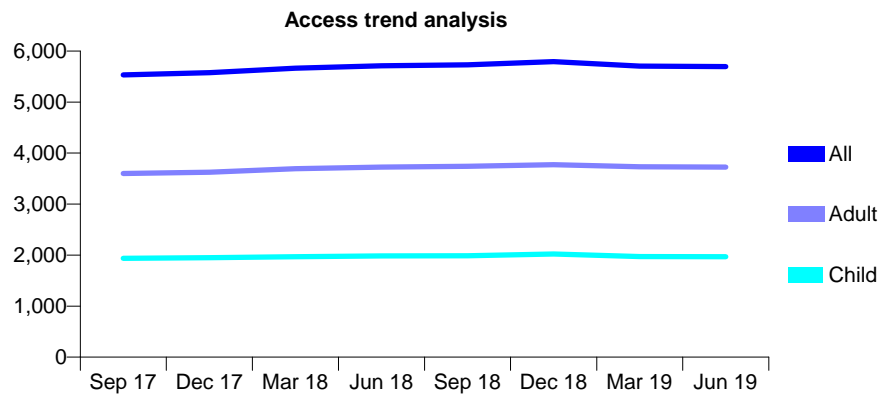
Q68 - Vital Signs At a Glance Contract Report for 847364/0001 - June 2019

Name or company name	MRS A GOR
Contract type name	GDS Contract
Purpose of contract	General
Contract start date	01/12/2006
Contract end date	

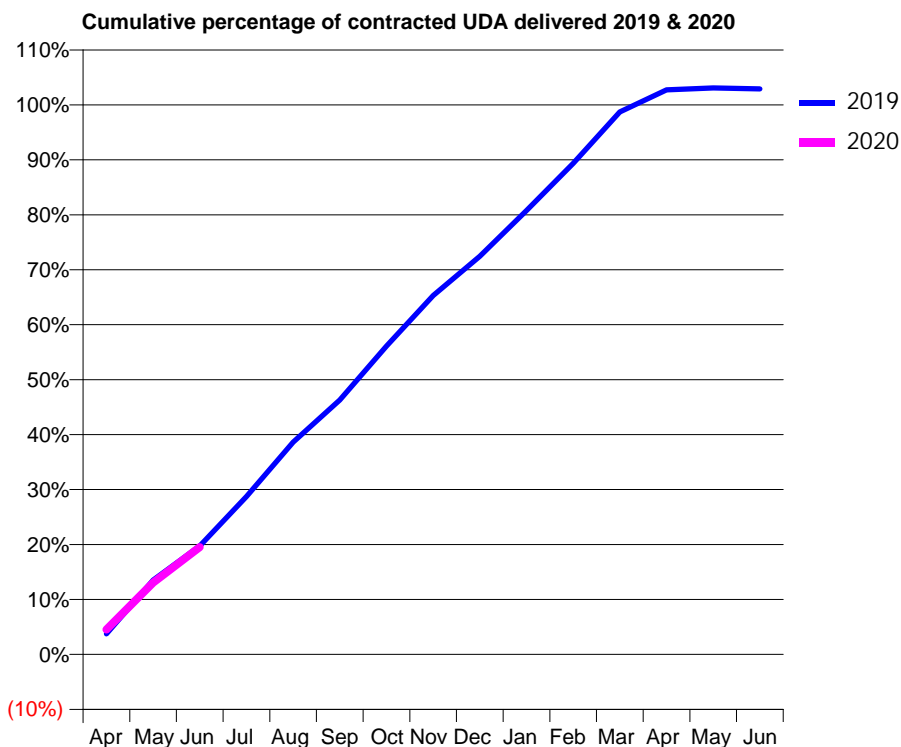
19/20 Contracted general activity (UDA)	14,000
Carry forward general activity (UDA)	0
19/20 Contracted orthodontic activity (UOA)	0
Carry forward orthodontic activity (UOA)	0
Baseline contract value	£384,298.79

ACCESS*

Patients seen in 24 months	Total	Change since previous quarter
Quarter ending June 2018	5,710	
Quarter ending September 2018	5,730	→
Quarter ending December 2018	5,792	→
Quarter ending March 2019	5,705	↓
Quarter ending June 2019	5,695	→
Variance since June 2018	(0.3%)	→



ACTIVITY



Month	Adjusted Scheduled Activity (UDA)	
	2019	2020
April	524	632
May	1,896	1,830
June	2,764	2,734
July	4,023	
August	5,409	
September	6,482	
October	7,854	
November	9,145	
December	10,142	
January	11,307	
February	12,512	
March	13,817	
April	14,382	
May	14,430	
June	14,407	

QUALITY

	Quantity	Base Number	Contract	AT	Region	England
% of FP17s for the same patient ID Re-attending within 3 months - Children	48	792	6.1%	8.9%	10.6%	11.4%
% of FP17s for the same patient ID Re-attending within 3 months - Adults	144	1,314	11.0%	14.9%	15.2%	15.4%
% of FP17s for the same patient ID Re-attending between 3 & 9 months - Children	541	792	68.3%	61.6%	62.3%	59.8%
% of FP17s for the same patient ID Re-attending between 3 & 9 months - Adults	817	1,314	62.2%	52.9%	53.3%	52.1%
% of FP17s for Band 1 Urgent Courses	94	1,791	5.2%	9.3%	9.7%	9.2%
% of FP17s Relating to Free Repair or Replacements	5	1,791	0.3%	0.5%	0.6%	0.7%
% of FP17s Relating to Continuations	27	1,791	1.5%	0.7%	0.8%	0.8%
% of Patients satisfied with the dentistry they have received	1	1	N/A	93.6%	93.4%	93.4%
% of Patients satisfied with the time they had to wait for an appointment	1	1	N/A	89.3%	86.8%	87.6%

* This is based on patients treated on this contract for their most recent course of treatment. Figures in italics indicate the base number of FP17s or Patient Questionnaire responses are less than 100. N/A is shown where the base number of responses is less than 10 during the period. % is calculated as Quantity/Base number*100

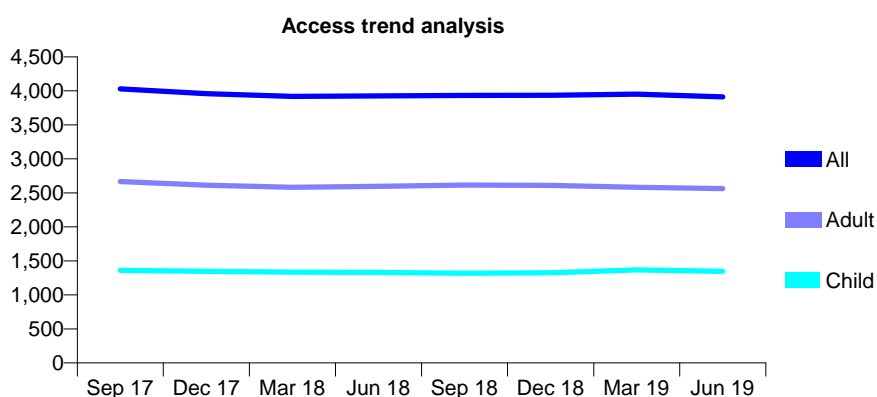
Q68 - Vital Signs At a Glance Contract Report for 847402/0002 - June 2019

Name or company name	MR MN MAKRAZAKIS
Contract type name	GDS Contract
Purpose of contract	General
Contract start date	01/04/2006
Contract end date	

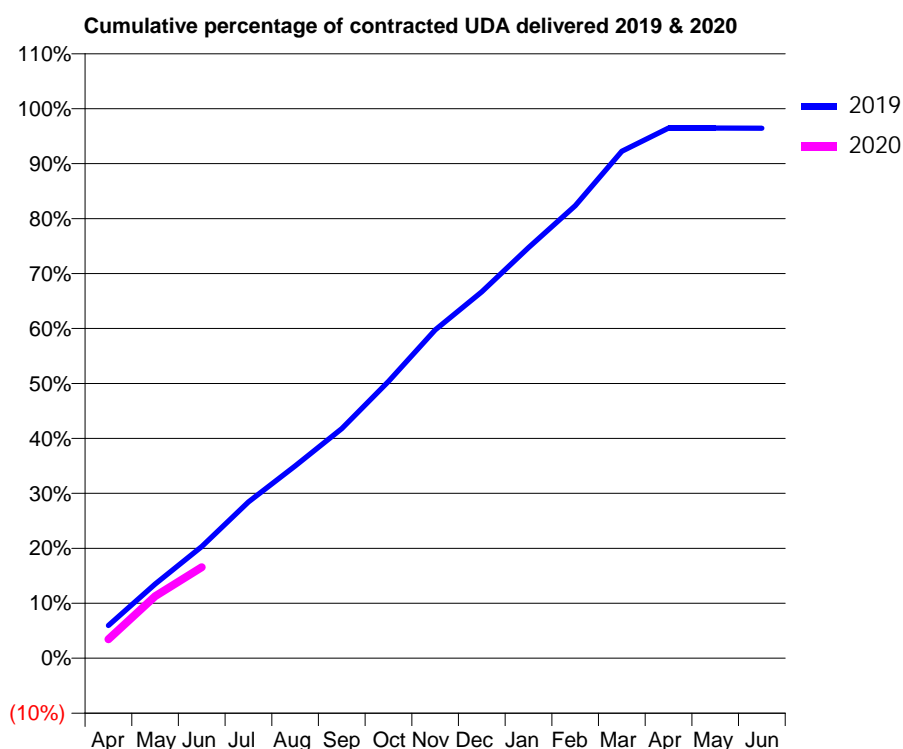
19/20 Contracted general activity (UDA)	13,893
Carry forward general activity (UDA)	0
19/20 Contracted orthodontic activity (UOA)	0
Carry forward orthodontic activity (UOA)	0
Baseline contract value	£362,248.37

ACCESS*

Patients seen in 24 months	Total	Change since previous quarter
Quarter ending June 2018	3,927	
Quarter ending September 2018	3,933	→
Quarter ending December 2018	3,936	→
Quarter ending March 2019	3,951	→
Quarter ending June 2019	3,910	↓
Variance since June 2018	(0.4%)	→



ACTIVITY



Month	2019	2020
April	828	482
May	1,876	1,570
June	2,822	2,302
July	3,952	
August	4,859	
September	5,805	
October	6,997	
November	8,302	
December	9,264	
January	10,379	
February	11,441	
March	12,818	
April	13,403	
May	13,403	
June	13,400	

QUALITY

	Quantity	Base Number	Contract	AT	Region	England
% of FP17s for the same patient ID Re-attending within 3 months - Children	36	493	7.3%	8.9%	10.6%	11.4%
% of FP17s for the same patient ID Re-attending within 3 months - Adults	113	820	13.8%	14.9%	15.2%	15.4%
% of FP17s for the same patient ID Re-attending between 3 & 9 months - Children	331	493	67.1%	61.6%	62.3%	59.8%
% of FP17s for the same patient ID Re-attending between 3 & 9 months - Adults	530	820	64.6%	52.9%	53.3%	52.1%
% of FP17s for Band 1 Urgent Courses	98	1,094	9.0%	9.3%	9.7%	9.2%
% of FP17s Relating to Free Repair or Replacements	7	1,094	0.6%	0.5%	0.6%	0.7%
% of FP17s Relating to Continuations	11	1,094	1.0%	0.7%	0.8%	0.8%
% of Patients satisfied with the dentistry they have received	3	3	N/A	93.6%	93.4%	93.4%
% of Patients satisfied with the time they had to wait for an appointment	2	3	N/A	89.3%	86.8%	87.6%

* This is based on patients treated on this contract for their most recent course of treatment.

Figures in italics indicate the base number of FP17s or Patient Questionnaire responses are less than 100. N/A is shown where the base number of responses is less than 10 during the period. % is calculated as Quantity/Base number*100

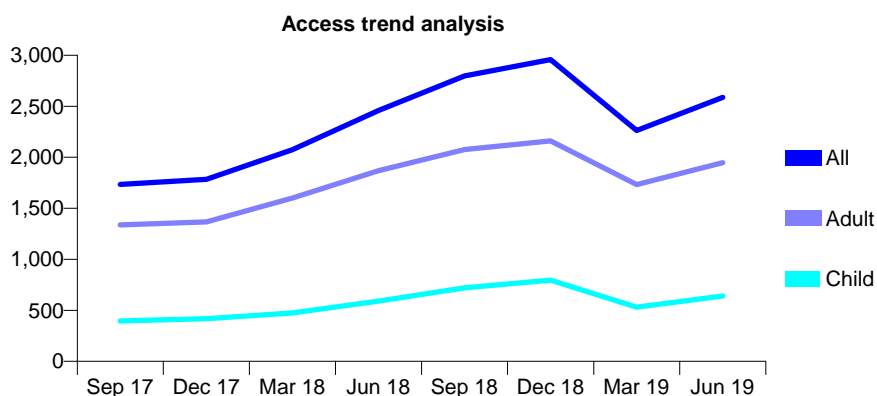
Q68 - Vital Signs At a Glance Contract Report for 851477/0001 - June 2019

Name or company name	Trinity Dental Practice Partnership
Contract type name	GDS Contract
Purpose of contract	General
Contract start date	13/01/2014
Contract end date	

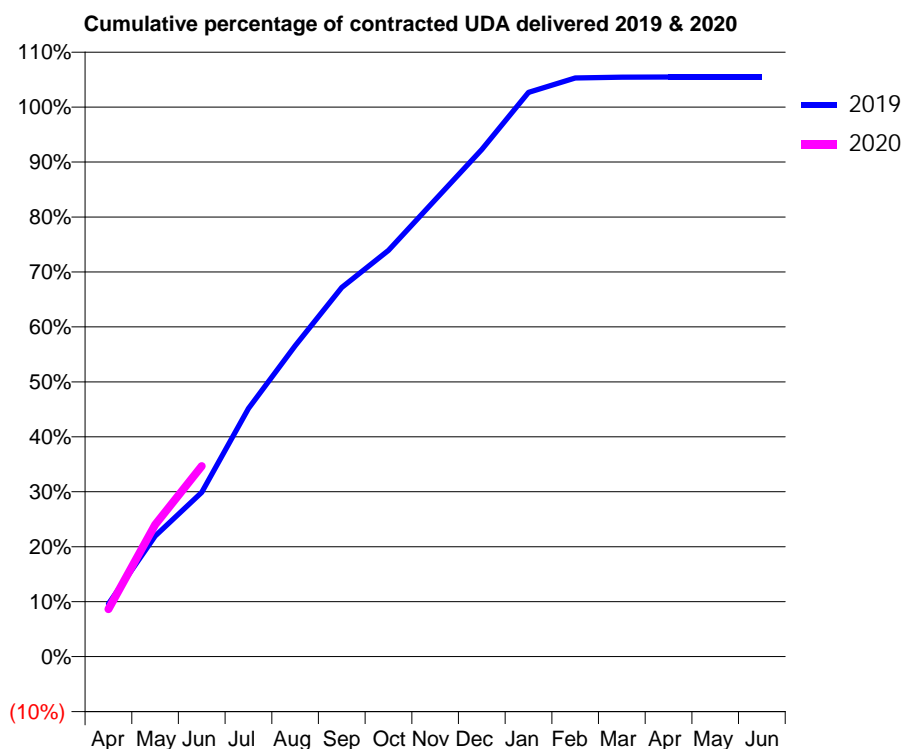
19/20 Contracted general activity (UDA)	6,000
Carry forward general activity (UDA)	0
19/20 Contracted orthodontic activity (UOA)	0
Carry forward orthodontic activity (UOA)	0
Baseline contract value	£153,195.46

ACCESS*

Patients seen in 24 months	Total	Change since previous quarter
Quarter ending June 2018	2,459	
Quarter ending September 2018	2,798	↑
Quarter ending December 2018	2,957	↑
Quarter ending March 2019	2,264	↓
Quarter ending June 2019	2,588	↑
Variance since June 2018	5.2%	↑



ACTIVITY



Month	Adjusted Scheduled Activity (UDA)	
	2019	2020
April	576	519
May	1,316	1,441
June	1,793	2,080
July	2,709	
August	3,394	
September	4,029	
October	4,436	
November	4,988	
December	5,537	
January	6,159	
February	6,317	
March	6,325	
April	6,327	
May	6,327	
June	6,327	

QUALITY

	Quantity	Base Number	Contract	AT	Region	England
% of FP17s for the same patient ID Re-attending within 3 months - Children	12	282	4.3%	8.9%	10.6%	11.4%
% of FP17s for the same patient ID Re-attending within 3 months - Adults	46	577	8.0%	14.9%	15.2%	15.4%
% of FP17s for the same patient ID Re-attending between 3 & 9 months - Children	127	282	45.0%	61.6%	62.3%	59.8%
% of FP17s for the same patient ID Re-attending between 3 & 9 months - Adults	219	577	38.0%	52.9%	53.3%	52.1%
% of FP17s for Band 1 Urgent Courses	80	857	9.3%	9.3%	9.7%	9.2%
% of FP17s Relating to Free Repair or Replacements	0	857	0.0%	0.5%	0.6%	0.7%
% of FP17s Relating to Continuations	12	857	1.4%	0.7%	0.8%	0.8%
% of Patients satisfied with the dentistry they have received	8	9	N/A	93.6%	93.4%	93.4%
% of Patients satisfied with the time they had to wait for an appointment	8	9	N/A	89.3%	86.8%	87.6%

* This is based on patients treated on this contract for their most recent course of treatment. Figures in italics indicate the base number of FP17s or Patient Questionnaire responses are less than 100. N/A is shown where the base number of responses is less than 10 during the period. % is calculated as Quantity/Base number*100

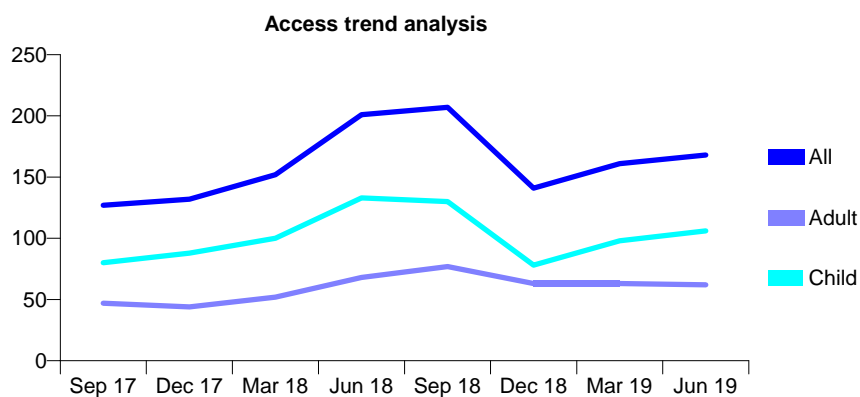
Q68 - Vital Signs At a Glance Contract Report for 853119/0001 - June 2019

Name or company name	Warren House Dental Practice - Cranleigh
Contract type name	GDS Contract
Purpose of contract	General
Contract start date	01/06/2011
Contract end date	

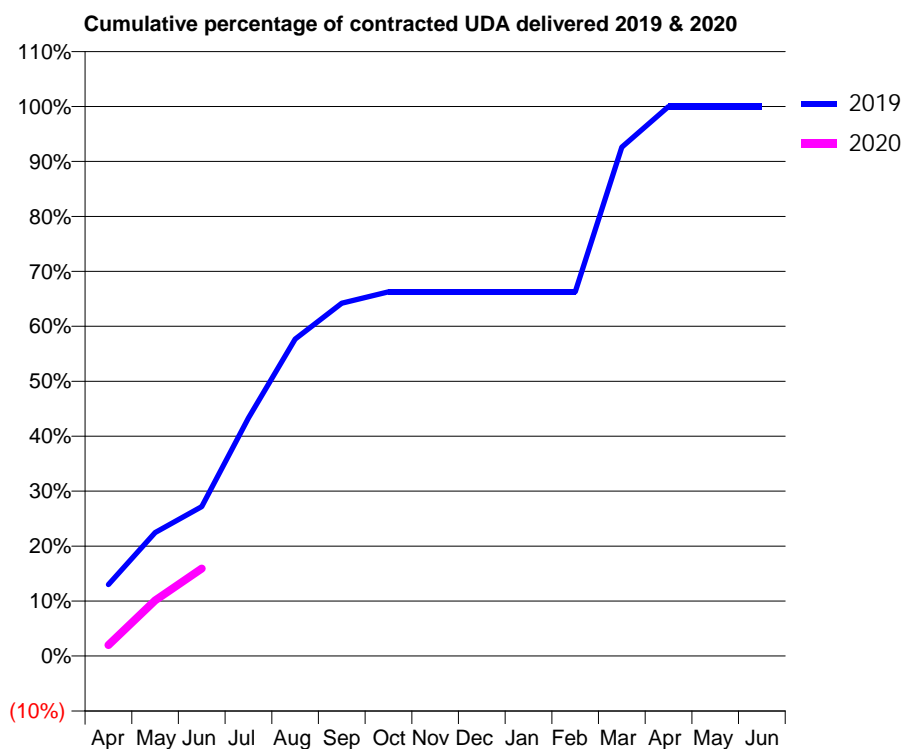
19/20 Contracted general activity (UDA)	300
Carry forward general activity (UDA)	0
19/20 Contracted orthodontic activity (UOA)	0
Carry forward orthodontic activity (UOA)	0
Baseline contract value	£7,218.63

ACCESS*

Patients seen in 24 months	Total	Change since previous quarter
Quarter ending June 2018	201	
Quarter ending September 2018	207	↑
Quarter ending December 2018	141	↓
Quarter ending March 2019	161	↑
Quarter ending June 2019	168	↑
Variance since June 2018	(16.4%)	↓



ACTIVITY



Month	Adjusted Scheduled Activity (UDA)	
	2019	2020
April	39	6
May	67	30
June	82	48
July	130	
August	173	
September	193	
October	199	
November	199	
December	199	
January	199	
February	199	
March	278	
April	300	
May	300	
June	300	

QUALITY

	Quantity	Base Number	Contract	AT	Region	England
% of FP17s for the same patient ID Re-attending within 3 months - Children	0	45	0.0%	8.9%	10.6%	11.4%
% of FP17s for the same patient ID Re-attending within 3 months - Adults	0	14	0.0%	14.9%	15.2%	15.4%
% of FP17s for the same patient ID Re-attending between 3 & 9 months - Children	0	45	0.0%	61.6%	62.3%	59.8%
% of FP17s for the same patient ID Re-attending between 3 & 9 months - Adults	1	14	7.1%	52.9%	53.3%	52.1%
% of FP17s for Band 1 Urgent Courses	4	41	9.8%	9.3%	9.7%	9.2%
% of FP17s Relating to Free Repair or Replacements	0	41	0.0%	0.5%	0.6%	0.7%
% of FP17s Relating to Continuations	0	41	0.0%	0.7%	0.8%	0.8%
% of Patients satisfied with the dentistry they have received	0	0	N/A	93.6%	93.4%	93.4%
% of Patients satisfied with the time they had to wait for an appointment	0	0	N/A	89.3%	86.8%	87.6%

* This is based on patients treated on this contract for their most recent course of treatment. Figures in italics indicate the base number of FP17s or Patient Questionnaire responses are less than 100. N/A is shown where the base number of responses is less than 10 during the period. % is calculated as Quantity/Base number*100

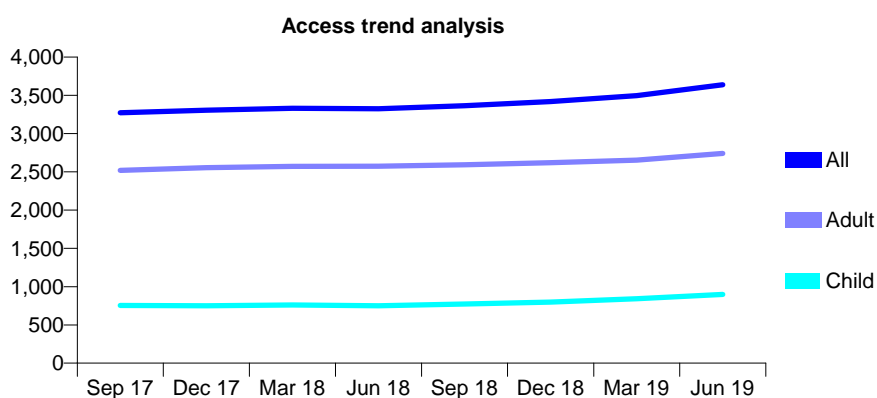
Q68 - Vital Signs At a Glance Contract Report for 853429/0001 - June 2019

Name or company name	MR MR MOHAMMADI
Contract type name	GDS Contract
Purpose of contract	General
Contract start date	01/04/2006
Contract end date	

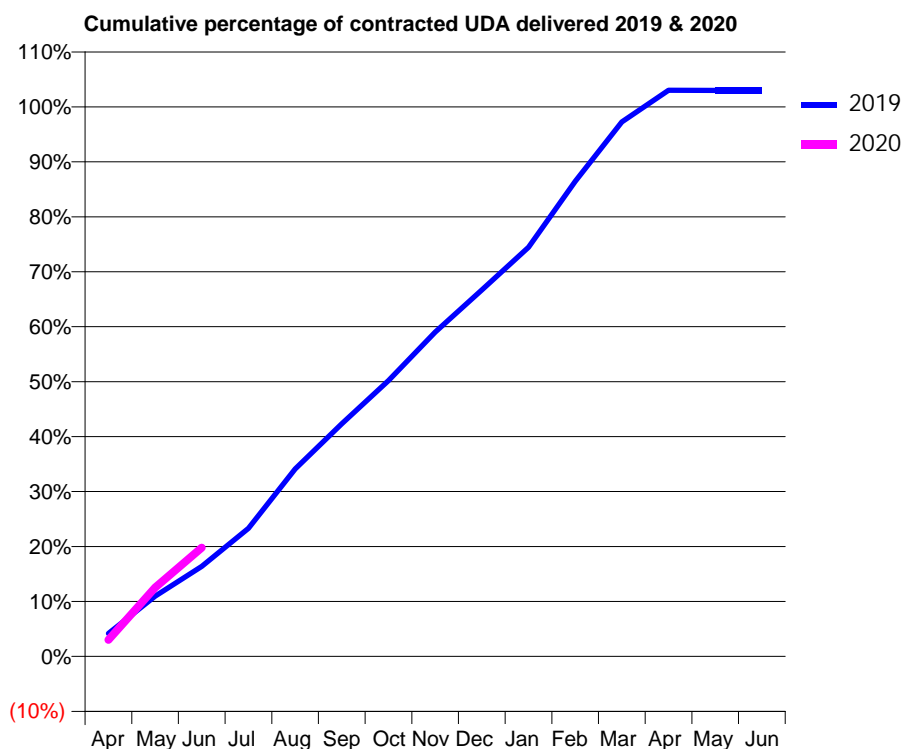
19/20 Contracted general activity (UDA)	16,000
Carry forward general activity (UDA)	0
19/20 Contracted orthodontic activity (UOA)	0
Carry forward orthodontic activity (UOA)	0
Baseline contract value	£412,868.91

ACCESS*

Patients seen in 24 months	Total	Change since previous quarter
Quarter ending June 2018	3,324	
Quarter ending September 2018	3,365	→
Quarter ending December 2018	3,419	→
Quarter ending March 2019	3,495	↑
Quarter ending June 2019	3,639	↑
Variance since June 2018	9.5%	↑



ACTIVITY



Month	2019	2020
April	670	485
May	1,754	2,004
June	2,624	3,166
July	3,728	
August	5,458	
September	6,772	
October	8,032	
November	9,439	
December	10,668	
January	11,912	
February	13,831	
March	15,558	
April	16,485	
May	16,481	
June	16,481	

QUALITY

	Quantity	Base Number	Contract	AT	Region	England
% of FP17s for the same patient ID Re-attending within 3 months - Children	33	364	9.1%	8.9%	10.6%	11.4%
% of FP17s for the same patient ID Re-attending within 3 months - Adults	163	1,123	14.5%	14.9%	15.2%	15.4%
% of FP17s for the same patient ID Re-attending between 3 & 9 months - Children	209	364	57.4%	61.6%	62.3%	59.8%
% of FP17s for the same patient ID Re-attending between 3 & 9 months - Adults	664	1,123	59.1%	52.9%	53.3%	52.1%
% of FP17s for Band 1 Urgent Courses	100	1,258	7.9%	9.3%	9.7%	9.2%
% of FP17s Relating to Free Repair or Replacements	9	1,258	0.7%	0.5%	0.6%	0.7%
% of FP17s Relating to Continuations	14	1,258	1.1%	0.7%	0.8%	0.8%
% of Patients satisfied with the dentistry they have received	3	3	N/A	93.6%	93.4%	93.4%
% of Patients satisfied with the time they had to wait for an appointment	3	3	N/A	89.3%	86.8%	87.6%

* This is based on patients treated on this contract for their most recent course of treatment. Figures in italics indicate the base number of FP17s or Patient Questionnaire responses are less than 100. N/A is shown where the base number of responses is less than 10 during the period. % is calculated as Quantity/Base number*100

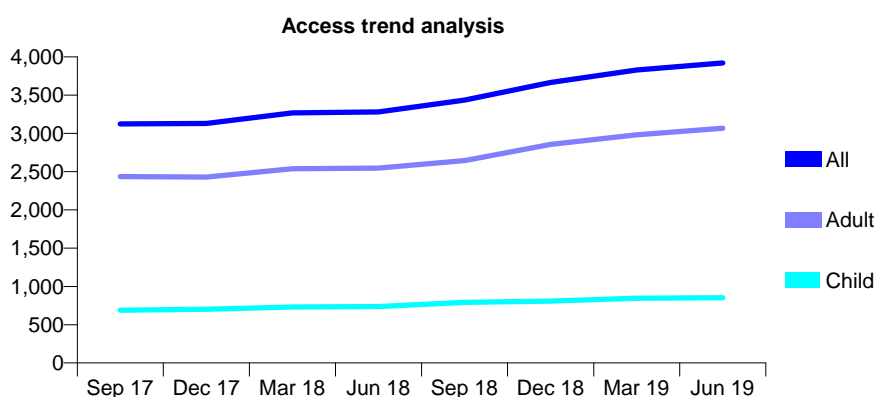
Q68 - Vital Signs At a Glance Contract Report for 855022/0004 - June 2019

Name or company name	MS S MOUSAVI
Contract type name	GDS Contract
Purpose of contract	General
Contract start date	01/04/2008
Contract end date	

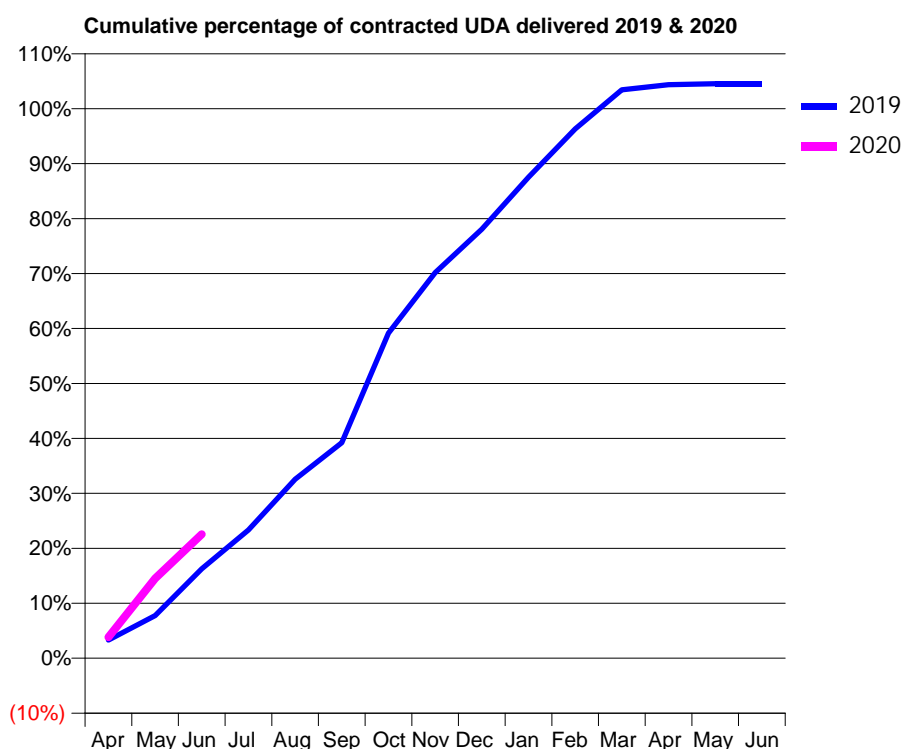
19/20 Contracted general activity (UDA)	10,716
Carry forward general activity (UDA)	0
19/20 Contracted orthodontic activity (UOA)	0
Carry forward orthodontic activity (UOA)	0
Baseline contract value	£238,330.00

ACCESS*

Patients seen in 24 months	Total	Change since previous quarter
Quarter ending June 2018	3,281	
Quarter ending September 2018	3,437	↑
Quarter ending December 2018	3,664	↑
Quarter ending March 2019	3,829	↑
Quarter ending June 2019	3,920	↑
Variance since June 2018	19.5%	↑



ACTIVITY



Month	2019	2020
April	354	412
May	835	1,556
June	1,744	2,418
July	2,503	
August	3,492	
September	4,200	
October	6,340	
November	7,520	
December	8,365	
January	9,379	
February	10,323	
March	11,082	
April	11,183	
May	11,203	
June	11,202	

QUALITY

	Quantity	Base Number	Contract	AT	Region	England
% of FP17s for the same patient ID Re-attending within 3 months - Children	24	270	8.9%	8.9%	10.6%	11.4%
% of FP17s for the same patient ID Re-attending within 3 months - Adults	99	868	11.4%	14.9%	15.2%	15.4%
% of FP17s for the same patient ID Re-attending between 3 & 9 months - Children	145	270	53.7%	61.6%	62.3%	59.8%
% of FP17s for the same patient ID Re-attending between 3 & 9 months - Adults	415	868	47.8%	52.9%	53.3%	52.1%
% of FP17s for Band 1 Urgent Courses	114	1,036	11.0%	9.3%	9.7%	9.2%
% of FP17s Relating to Free Repair or Replacements	1	1,036	0.1%	0.5%	0.6%	0.7%
% of FP17s Relating to Continuations	1	1,036	0.1%	0.7%	0.8%	0.8%
% of Patients satisfied with the dentistry they have received	1	1	N/A	93.6%	93.4%	93.4%
% of Patients satisfied with the time they had to wait for an appointment	1	1	N/A	89.3%	86.8%	87.6%

* This is based on patients treated on this contract for their most recent course of treatment.

Figures in italics indicate the base number of FP17s or Patient Questionnaire responses are less than 100. N/A is shown where the base number of responses is less than 10 during the period. % is calculated as Quantity/Base number*100

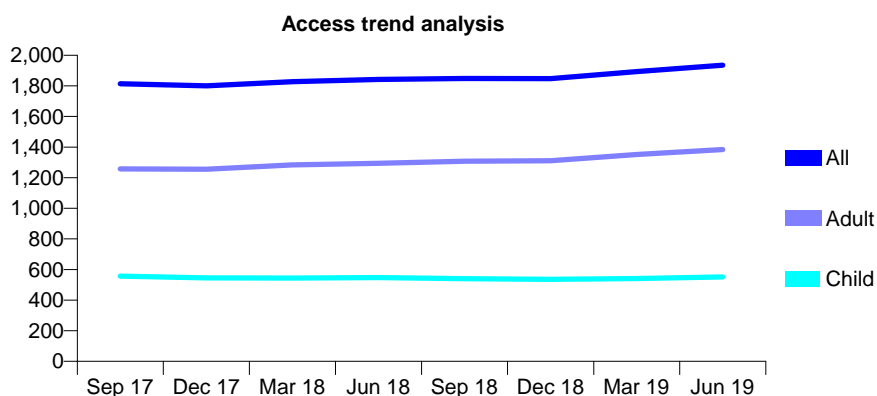
Q68 - Vital Signs At a Glance Contract Report for 855138/0001 - June 2019

Name or company name	Mr Ashish Patel
Contract type name	GDS Contract
Purpose of contract	General
Contract start date	01/11/2006
Contract end date	

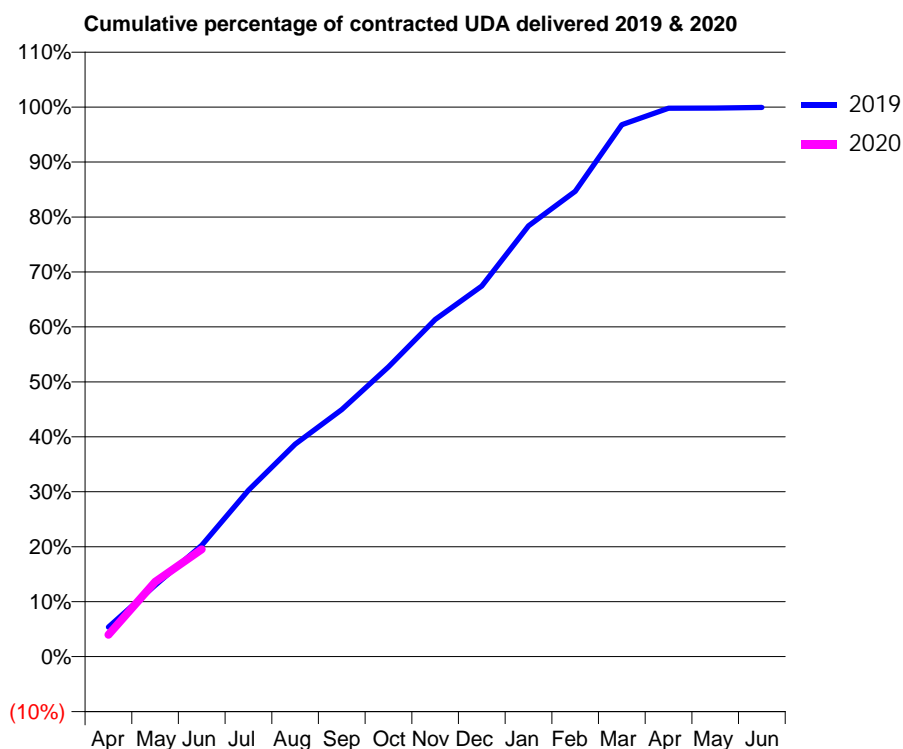
19/20 Contracted general activity (UDA)	5,700
Carry forward general activity (UDA)	0
19/20 Contracted orthodontic activity (UOA)	0
Carry forward orthodontic activity (UOA)	0
Baseline contract value	£136,153.87

ACCESS*

Patients seen in 24 months	Total	Change since previous quarter
Quarter ending June 2018	1,842	
Quarter ending September 2018	1,848	→
Quarter ending December 2018	1,847	→
Quarter ending March 2019	1,893	↑
Quarter ending June 2019	1,935	↑
Variance since June 2018	5.0%	↑



ACTIVITY



Month	Adjusted Scheduled Activity (UDA)	
	2019	2020
April	306	228
May	739	777
June	1,154	1,112
July	1,725	
August	2,204	
September	2,562	
October	3,005	
November	3,495	
December	3,844	
January	4,468	
February	4,826	
March	5,516	
April	5,687	
May	5,690	
June	5,695	

QUALITY

	Quantity	Base Number	Contract	AT	Region	England
% of FP17s for the same patient ID Re-attending within 3 months - Children	8	210	3.8%	8.9%	10.6%	11.4%
% of FP17s for the same patient ID Re-attending within 3 months - Adults	53	495	10.7%	14.9%	15.2%	15.4%
% of FP17s for the same patient ID Re-attending between 3 & 9 months - Children	152	210	72.4%	61.6%	62.3%	59.8%
% of FP17s for the same patient ID Re-attending between 3 & 9 months - Adults	333	495	67.3%	52.9%	53.3%	52.1%
% of FP17s for Band 1 Urgent Courses	41	597	6.9%	9.3%	9.7%	9.2%
% of FP17s Relating to Free Repair or Replacements	2	597	0.3%	0.5%	0.6%	0.7%
% of FP17s Relating to Continuations	4	597	0.7%	0.7%	0.8%	0.8%
% of Patients satisfied with the dentistry they have received	1	1	N/A	93.6%	93.4%	93.4%
% of Patients satisfied with the time they had to wait for an appointment	1	1	N/A	89.3%	86.8%	87.6%

* This is based on patients treated on this contract for their most recent course of treatment. Figures in italics indicate the base number of FP17s or Patient Questionnaire responses are less than 100. N/A is shown where the base number of responses is less than 10 during the period. % is calculated as Quantity/Base number*100

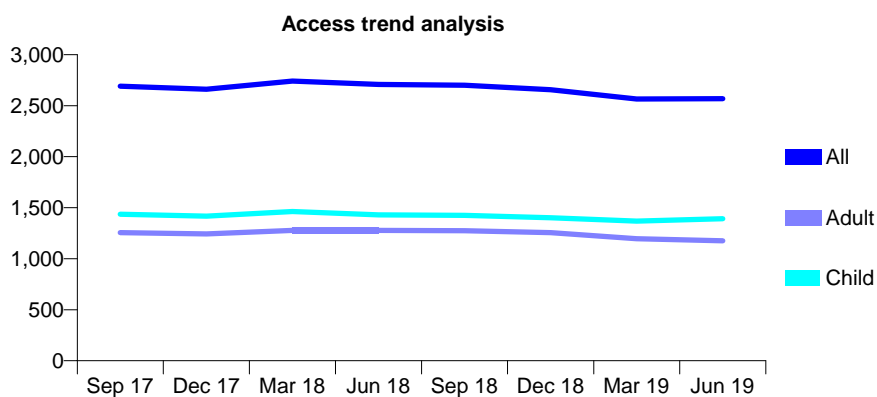
Q68 - Vital Signs At a Glance Contract Report for 859370/0001 - June 2019

Name or company name	Heathcote House Dental Practice
Contract type name	GDS Contract
Purpose of contract	General
Contract start date	01/04/2009
Contract end date	

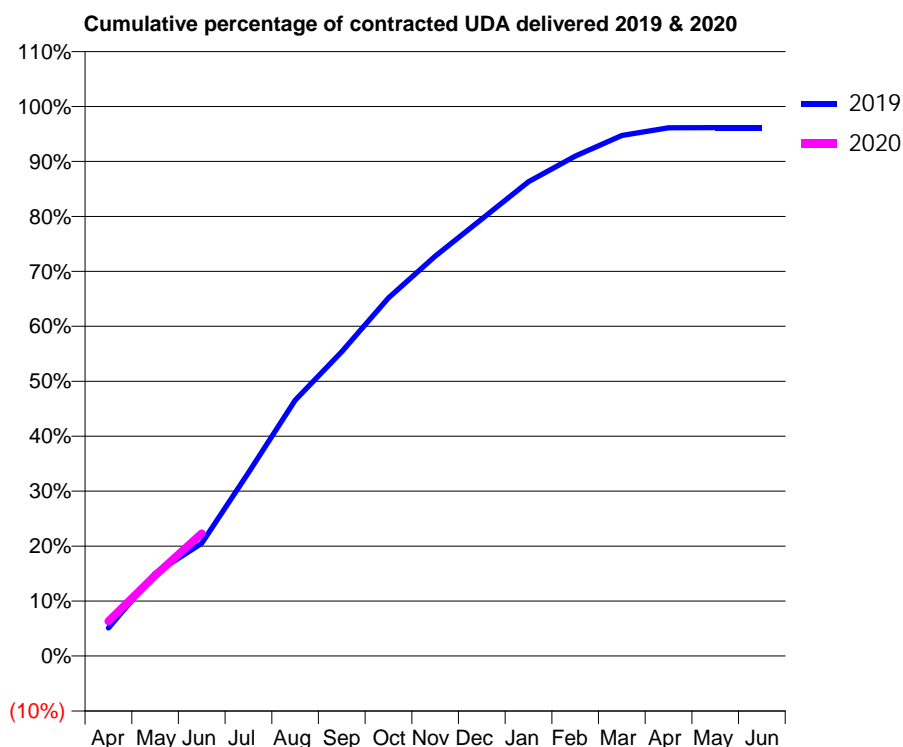
19/20 Contracted general activity (UDA)	3,700
Carry forward general activity (UDA)	0
19/20 Contracted orthodontic activity (UOA)	0
Carry forward orthodontic activity (UOA)	0
Baseline contract value	£89,916.78

ACCESS*

Patients seen in 24 months	Total	Change since previous quarter
Quarter ending June 2018	2,708	
Quarter ending September 2018	2,700	→
Quarter ending December 2018	2,657	↓
Quarter ending March 2019	2,565	↓
Quarter ending June 2019	2,568	→
Variance since June 2018	(5.2%)	↓



ACTIVITY



Month	Adjusted Scheduled Activity (UDA)	
	2019	2020
April	189	235
May	556	542
June	759	827
July	1,234	
August	1,722	
September	2,049	
October	2,411	
November	2,693	
December	2,942	
January	3,193	
February	3,366	
March	3,505	
April	3,556	
May	3,557	
June	3,557	

QUALITY

	Quantity	Base Number	Contract	AT	Region	England
% of FP17s for the same patient ID Re-attending within 3 months - Children	12	439	2.7%	8.9%	10.6%	11.4%
% of FP17s for the same patient ID Re-attending within 3 months - Adults	7	254	2.8%	14.9%	15.2%	15.4%
% of FP17s for the same patient ID Re-attending between 3 & 9 months - Children	170	439	38.7%	61.6%	62.3%	59.8%
% of FP17s for the same patient ID Re-attending between 3 & 9 months - Adults	101	254	39.8%	52.9%	53.3%	52.1%
% of FP17s for Band 1 Urgent Courses	38	649	5.9%	9.3%	9.7%	9.2%
% of FP17s Relating to Free Repair or Replacements	0	649	0.0%	0.5%	0.6%	0.7%
% of FP17s Relating to Continuations	0	649	0.0%	0.7%	0.8%	0.8%
% of Patients satisfied with the dentistry they have received	0	0	N/A	93.6%	93.4%	93.4%
% of Patients satisfied with the time they had to wait for an appointment	0	0	N/A	89.3%	86.8%	87.6%

* This is based on patients treated on this contract for their most recent course of treatment. Figures in italics indicate the base number of FP17s or Patient Questionnaire responses are less than 100. N/A is shown where the base number of responses is less than 10 during the period. % is calculated as Quantity/Base number*100

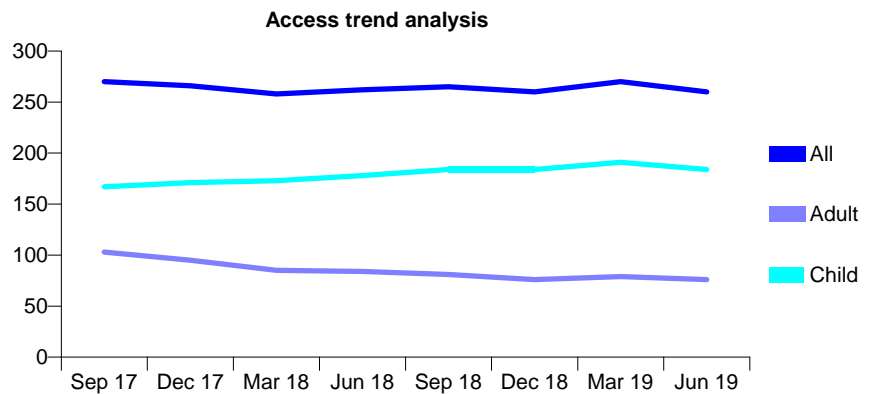
Q68 - Vital Signs At a Glance Contract Report for 861189/0001 - June 2019

Name or company name	MR K SHAH
Contract type name	GDS Contract
Purpose of contract	General
Contract start date	20/09/2012
Contract end date	

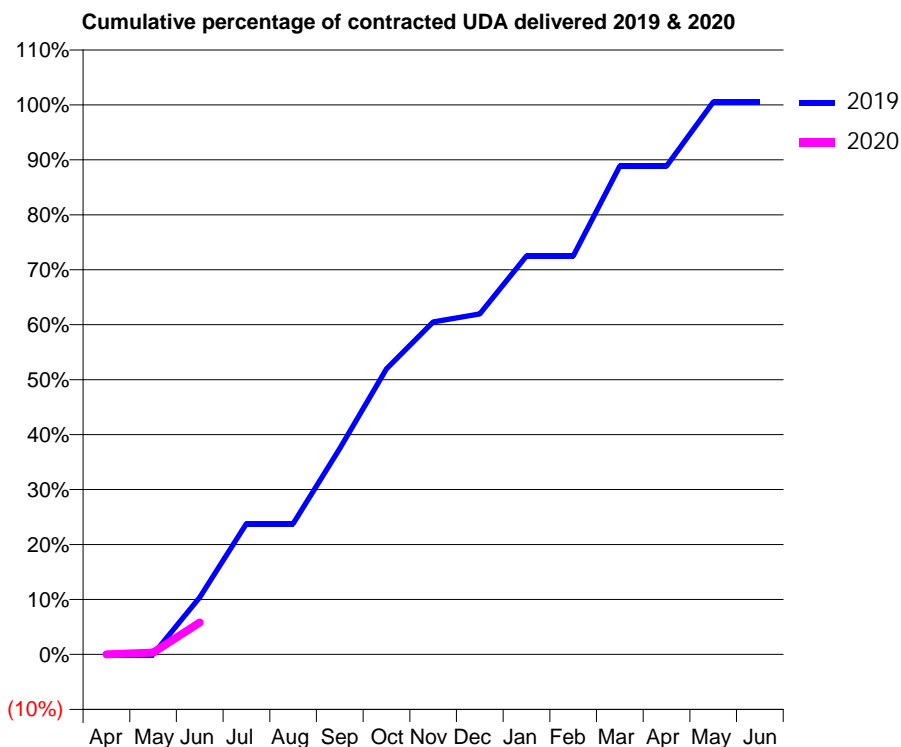
19/20 Contracted general activity (UDA)	550
Carry forward general activity (UDA)	0
19/20 Contracted orthodontic activity (UOA)	0
Carry forward orthodontic activity (UOA)	0
Baseline contract value	£15,223.27

ACCESS*

Patients seen in 24 months	Total	Change since previous quarter
Quarter ending June 2018	262	
Quarter ending September 2018	265	→
Quarter ending December 2018	260	↓
Quarter ending March 2019	270	↑
Quarter ending June 2019	260	↓
Variance since June 2018	(0.8%)	→



ACTIVITY



Month	Adjusted Scheduled Activity (UDA)	
	2019	2020
April	0	0
May	0	2
June	57	32
July	131	
August	131	
September	206	
October	286	
November	333	
December	341	
January	399	
February	399	
March	489	
April	489	
May	553	
June	553	

QUALITY

	Quantity	Base Number	Contract	AT	Region	England
% of FP17s for the same patient ID Re-attending within 3 months - Children	1	39	2.6%	8.9%	10.6%	11.4%
% of FP17s for the same patient ID Re-attending within 3 months - Adults	0	16	0.0%	14.9%	15.2%	15.4%
% of FP17s for the same patient ID Re-attending between 3 & 9 months - Children	30	39	76.9%	61.6%	62.3%	59.8%
% of FP17s for the same patient ID Re-attending between 3 & 9 months - Adults	6	16	37.5%	52.9%	53.3%	52.1%
% of FP17s for Band 1 Urgent Courses	0	24	0.0%	9.3%	9.7%	9.2%
% of FP17s Relating to Free Repair or Replacements	0	24	0.0%	0.5%	0.6%	0.7%
% of FP17s Relating to Continuations	0	24	0.0%	0.7%	0.8%	0.8%
% of Patients satisfied with the dentistry they have received	0	0	N/A	93.6%	93.4%	93.4%
% of Patients satisfied with the time they had to wait for an appointment	0	0	N/A	89.3%	86.8%	87.6%

* This is based on patients treated on this contract for their most recent course of treatment. Figures in italics indicate the base number of FP17s or Patient Questionnaire responses are less than 100. N/A is shown where the base number of responses is less than 10 during the period. % is calculated as Quantity/Base number*100

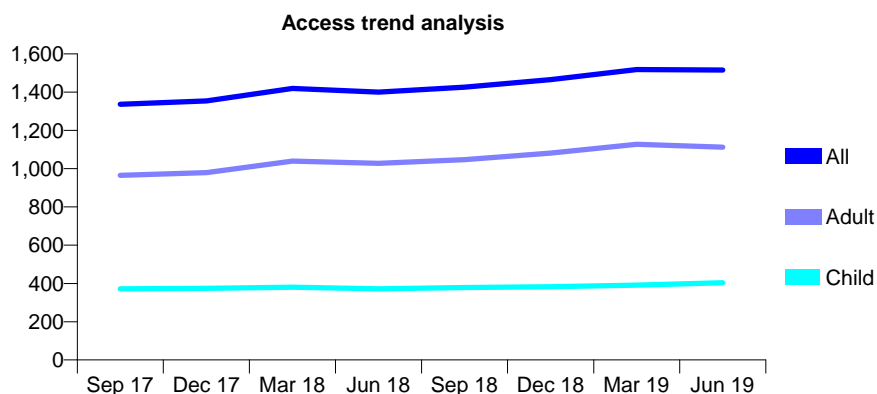
Q68 - Vital Signs At a Glance Contract Report for 878650/0001 - June 2019

Name or company name	MS M YANMAZ
Contract type name	GDS Contract
Purpose of contract	General
Contract start date	01/04/2012
Contract end date	

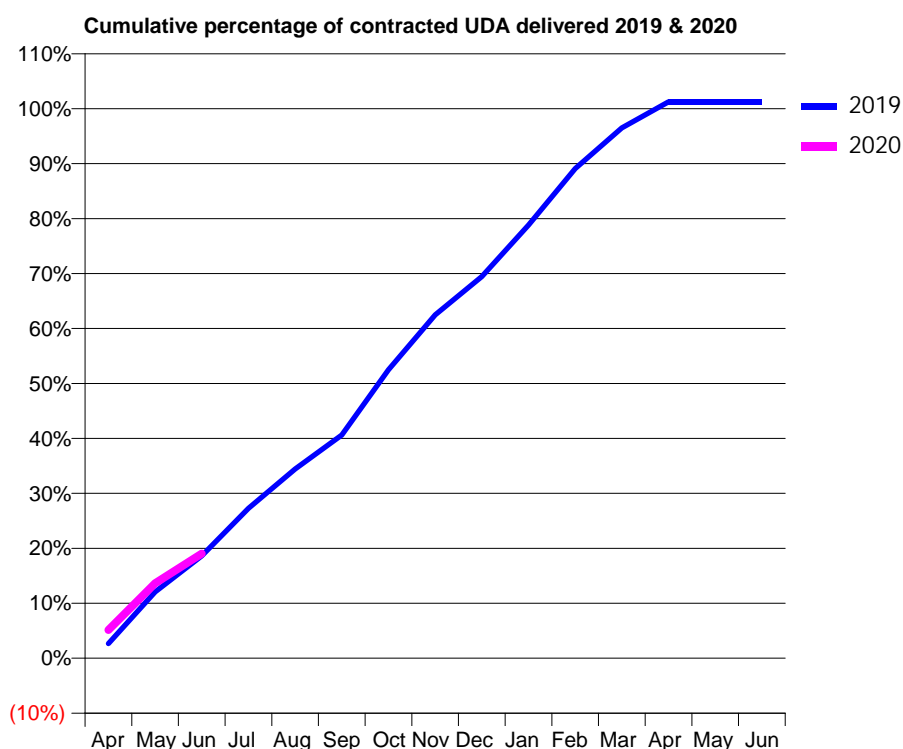
19/20 Contracted general activity (UDA)	5,000
Carry forward general activity (UDA)	0
19/20 Contracted orthodontic activity (UOA)	0
Carry forward orthodontic activity (UOA)	0
Baseline contract value	£129,963.90

ACCESS*

Patients seen in 24 months	Total	Change since previous quarter
Quarter ending June 2018	1,400	
Quarter ending September 2018	1,426	→
Quarter ending December 2018	1,465	↑
Quarter ending March 2019	1,518	↑
Quarter ending June 2019	1,515	→
Variance since June 2018	8.2%	↑



ACTIVITY



Month	2019	2020
April	134	256
May	603	682
June	931	952
July	1,365	
August	1,722	
September	2,030	
October	2,626	
November	3,124	
December	3,472	
January	3,940	
February	4,455	
March	4,825	
April	5,061	
May	5,061	
June	5,061	

QUALITY

	Quantity	Base Number	Contract	AT	Region	England
% of FP17s for the same patient ID Re-attending within 3 months - Children	11	159	6.9%	8.9%	10.6%	11.4%
% of FP17s for the same patient ID Re-attending within 3 months - Adults	59	407	14.5%	14.9%	15.2%	15.4%
% of FP17s for the same patient ID Re-attending between 3 & 9 months - Children	100	159	62.9%	61.6%	62.3%	59.8%
% of FP17s for the same patient ID Re-attending between 3 & 9 months - Adults	266	407	65.4%	52.9%	53.3%	52.1%
% of FP17s for Band 1 Urgent Courses	27	492	5.5%	9.3%	9.7%	9.2%
% of FP17s Relating to Free Repair or Replacements	5	492	1.0%	0.5%	0.6%	0.7%
% of FP17s Relating to Continuations	6	492	1.2%	0.7%	0.8%	0.8%
% of Patients satisfied with the dentistry they have received	0	0	N/A	93.6%	93.4%	93.4%
% of Patients satisfied with the time they had to wait for an appointment	0	0	N/A	89.3%	86.8%	87.6%

* This is based on patients treated on this contract for their most recent course of treatment.

Figures in italics indicate the base number of FP17s or Patient Questionnaire responses are less than 100. N/A is shown where the base number of responses is less than 10 during the period. % is calculated as Quantity/Base number*100

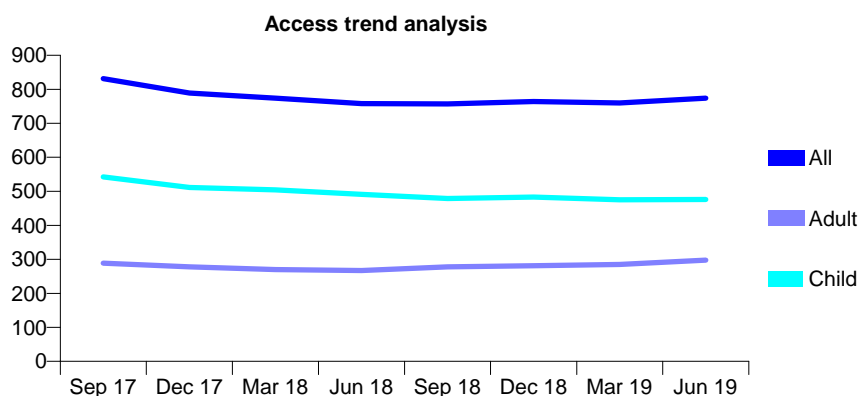
Q68 - Vital Signs At a Glance Contract Report for 898872/0001 - June 2019

Name or company name	MR NP WILLIS
Contract type name	GDS Contract
Purpose of contract	General
Contract start date	01/04/2006
Contract end date	

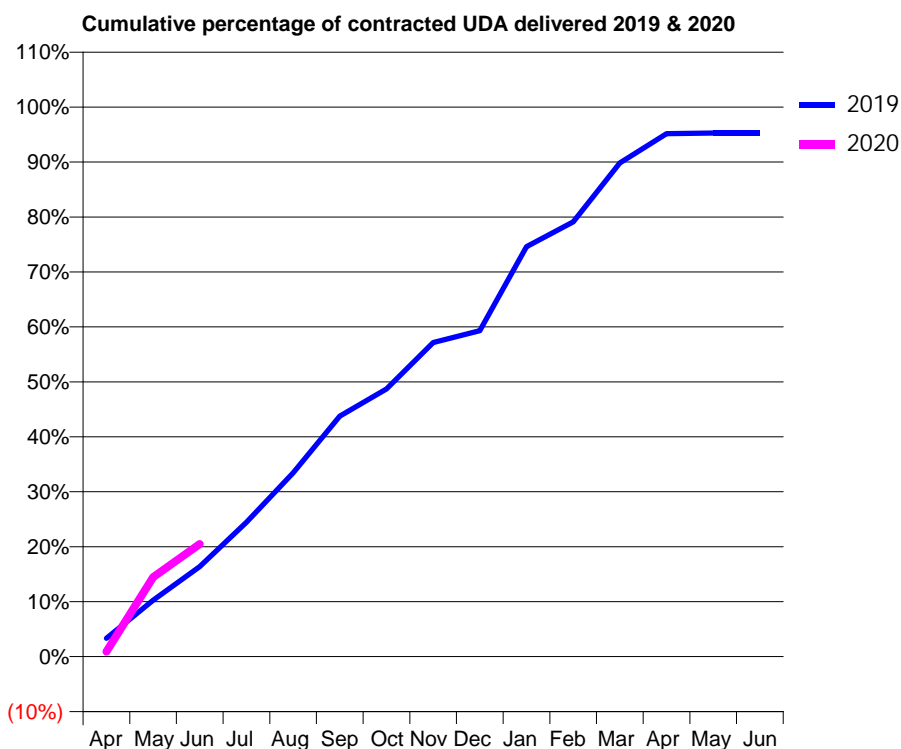
19/20 Contracted general activity (UDA)	2,550
Carry forward general activity (UDA)	0
19/20 Contracted orthodontic activity (UOA)	0
Carry forward orthodontic activity (UOA)	0
Baseline contract value	£76,931.92

ACCESS*

Patients seen in 24 months	Total	Change since previous quarter
Quarter ending June 2018	758	
Quarter ending September 2018	757	→
Quarter ending December 2018	764	→
Quarter ending March 2019	760	→
Quarter ending June 2019	774	→
Variance since June 2018	2.1%	↑



ACTIVITY



Month	Adjusted Scheduled Activity (UDA)	
	2019	2020
April	85	24
May	262	368
June	418	522
July	624	
August	853	
September	1,116	
October	1,242	
November	1,457	
December	1,512	
January	1,902	
February	2,017	
March	2,290	
April	2,426	
May	2,429	
June	2,429	

QUALITY

	Quantity	Base Number	Contract	AT	Region	England
% of FP17s for the same patient ID Re-attending within 3 months - Children	49	243	20.2%	8.9%	10.6%	11.4%
% of FP17s for the same patient ID Re-attending within 3 months - Adults	19	91	20.9%	14.9%	15.2%	15.4%
% of FP17s for the same patient ID Re-attending between 3 & 9 months - Children	144	243	59.3%	61.6%	62.3%	59.8%
% of FP17s for the same patient ID Re-attending between 3 & 9 months - Adults	39	91	42.9%	52.9%	53.3%	52.1%
% of FP17s for Band 1 Urgent Courses	2	270	0.7%	9.3%	9.7%	9.2%
% of FP17s Relating to Free Repair or Replacements	1	270	0.4%	0.5%	0.6%	0.7%
% of FP17s Relating to Continuations	0	270	0.0%	0.7%	0.8%	0.8%
% of Patients satisfied with the dentistry they have received	0	0	N/A	93.6%	93.4%	93.4%
% of Patients satisfied with the time they had to wait for an appointment	0	0	N/A	89.3%	86.8%	87.6%

* This is based on patients treated on this contract for their most recent course of treatment. Figures in italics indicate the base number of FP17s or Patient Questionnaire responses are less than 100. N/A is shown where the base number of responses is less than 10 during the period. % is calculated as Quantity/Base number*100

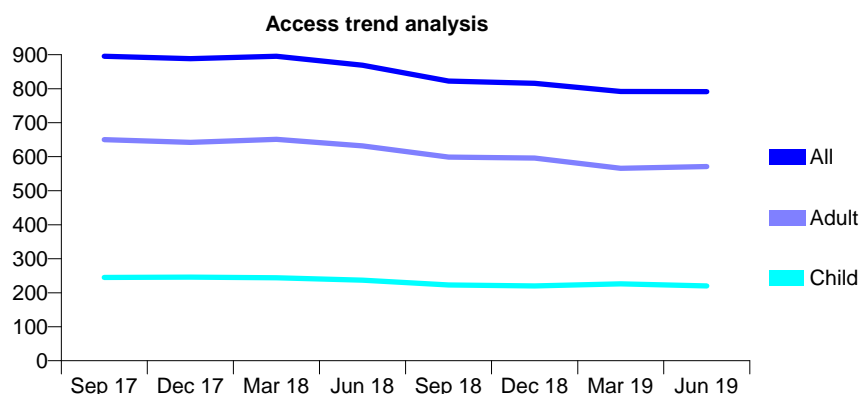
Q68 - Vital Signs At a Glance Contract Report for 906301/0001 - June 2019

Name or company name	Stoneylands Dental Practice
Contract type name	GDS Contract
Purpose of contract	General
Contract start date	01/04/2006
Contract end date	

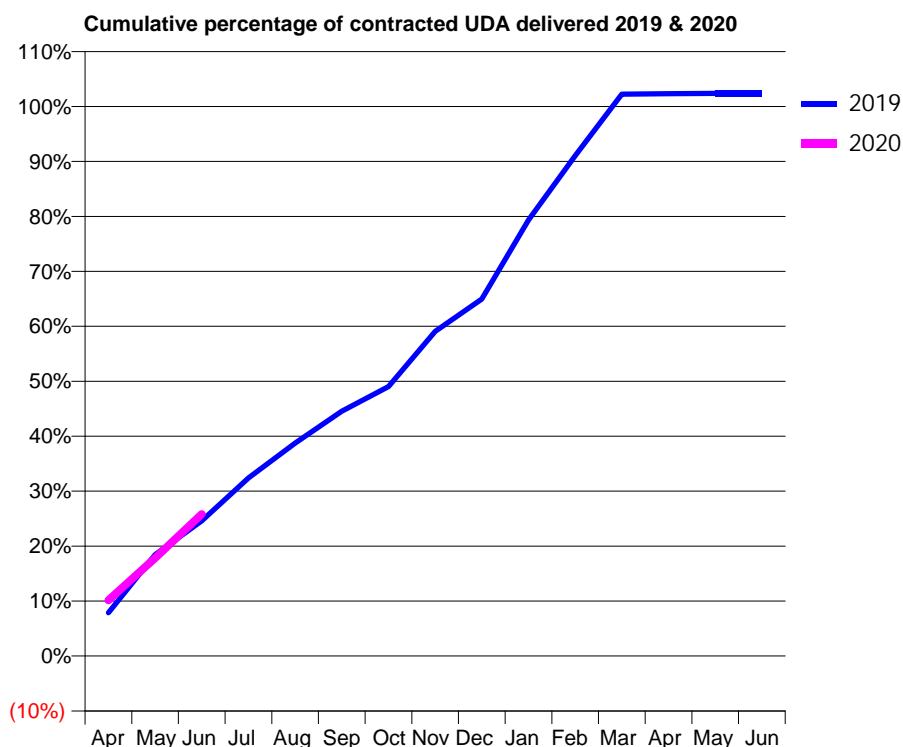
19/20 Contracted general activity (UDA)	2,000
Carry forward general activity (UDA)	0
19/20 Contracted orthodontic activity (UOA)	0
Carry forward orthodontic activity (UOA)	0
Baseline contract value	£45,331.52

ACCESS*

Patients seen in 24 months	Total	Change since previous quarter
Quarter ending June 2018	869	
Quarter ending September 2018	822	↓
Quarter ending December 2018	816	→
Quarter ending March 2019	792	↓
Quarter ending June 2019	791	→
Variance since June 2018	(9.0%)	↓



ACTIVITY



Month	Adjusted Scheduled Activity (UDA)	
	2019	2020
April	157	203
May	369	357
June	492	516
July	648	
August	775	
September	891	
October	981	
November	1,181	
December	1,299	
January	1,587	
February	1,821	
March	2,044	
April	2,047	
May	2,048	
June	2,048	

QUALITY

	Quantity	Base Number	Contract	AT	Region	England
% of FP17s for the same patient ID Re-attending within 3 months - Children	13	83	15.7%	8.9%	10.6%	11.4%
% of FP17s for the same patient ID Re-attending within 3 months - Adults	43	180	23.9%	14.9%	15.2%	15.4%
% of FP17s for the same patient ID Re-attending between 3 & 9 months - Children	49	83	59.0%	61.6%	62.3%	59.8%
% of FP17s for the same patient ID Re-attending between 3 & 9 months - Adults	90	180	50.0%	52.9%	53.3%	52.1%
% of FP17s for Band 1 Urgent Courses	15	257	5.8%	9.3%	9.7%	9.2%
% of FP17s Relating to Free Repair or Replacements	1	257	0.4%	0.5%	0.6%	0.7%
% of FP17s Relating to Continuations	0	257	0.0%	0.7%	0.8%	0.8%
% of Patients satisfied with the dentistry they have received	0	0	N/A	93.6%	93.4%	93.4%
% of Patients satisfied with the time they had to wait for an appointment	0	0	N/A	89.3%	86.8%	87.6%

* This is based on patients treated on this contract for their most recent course of treatment. Figures in italics indicate the base number of FP17s or Patient Questionnaire responses are less than 100. N/A is shown where the base number of responses is less than 10 during the period. % is calculated as Quantity/Base number*100

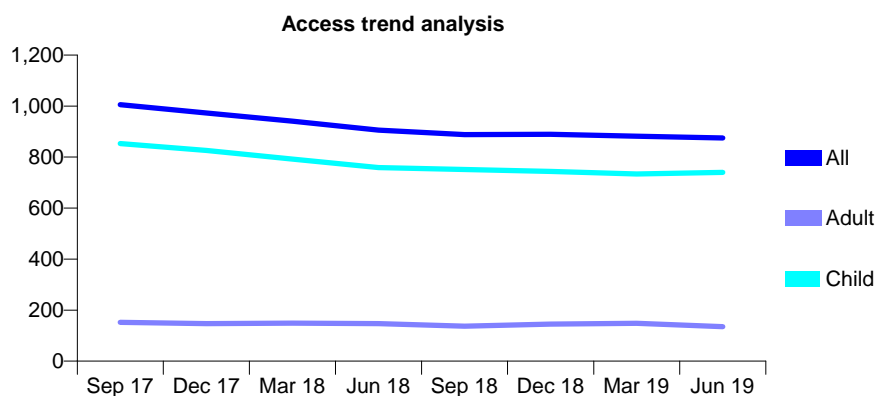
Q68 - Vital Signs At a Glance Contract Report for 906743/0001 - June 2019

Name or company name	Elms Lea Dental Care
Contract type name	GDS Contract
Purpose of contract	General
Contract start date	01/04/2006
Contract end date	

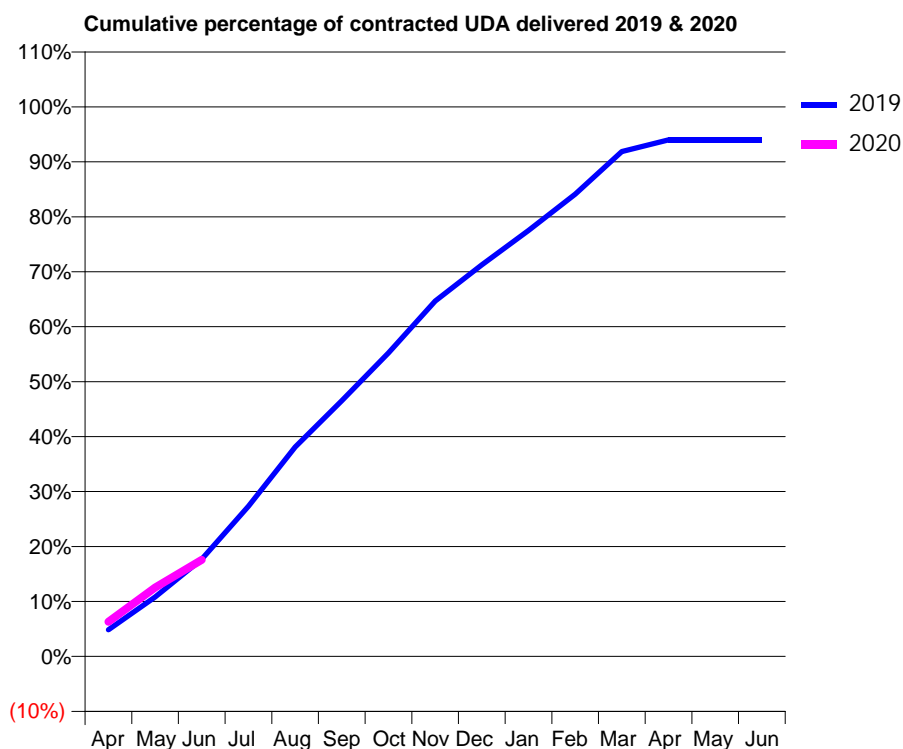
19/20 Contracted general activity (UDA)	1,799
Carry forward general activity (UDA)	0
19/20 Contracted orthodontic activity (UOA)	0
Carry forward orthodontic activity (UOA)	0
Baseline contract value	£39,628.62

ACCESS*

Patients seen in 24 months	Total	Change since previous quarter
Quarter ending June 2018	906	
Quarter ending September 2018	888	↓
Quarter ending December 2018	889	→
Quarter ending March 2019	882	→
Quarter ending June 2019	875	→
Variance since June 2018	(3.4%)	↓



ACTIVITY



Month	2019	2020
April	87	113
May	194	226
June	319	316
July	492	
August	686	
September	837	
October	993	
November	1,163	
December	1,282	
January	1,395	
February	1,513	
March	1,653	
April	1,691	
May	1,691	
June	1,691	

QUALITY

	Quantity	Base Number	Contract	AT	Region	England
% of FP17s for the same patient ID Re-attending within 3 months - Children	15	244	6.1%	8.9%	10.6%	11.4%
% of FP17s for the same patient ID Re-attending within 3 months - Adults	2	13	15.4%	14.9%	15.2%	15.4%
% of FP17s for the same patient ID Re-attending between 3 & 9 months - Children	143	244	58.6%	61.6%	62.3%	59.8%
% of FP17s for the same patient ID Re-attending between 3 & 9 months - Adults	6	13	46.2%	52.9%	53.3%	52.1%
% of FP17s for Band 1 Urgent Courses	6	225	2.7%	9.3%	9.7%	9.2%
% of FP17s Relating to Free Repair or Replacements	0	225	0.0%	0.5%	0.6%	0.7%
% of FP17s Relating to Continuations	0	225	0.0%	0.7%	0.8%	0.8%
% of Patients satisfied with the dentistry they have received	0	0	N/A	93.6%	93.4%	93.4%
% of Patients satisfied with the time they had to wait for an appointment	0	0	N/A	89.3%	86.8%	87.6%

* This is based on patients treated on this contract for their most recent course of treatment. Figures in italics indicate the base number of FP17s or Patient Questionnaire responses are less than 100. N/A is shown where the base number of responses is less than 10 during the period. % is calculated as Quantity/Base number*100

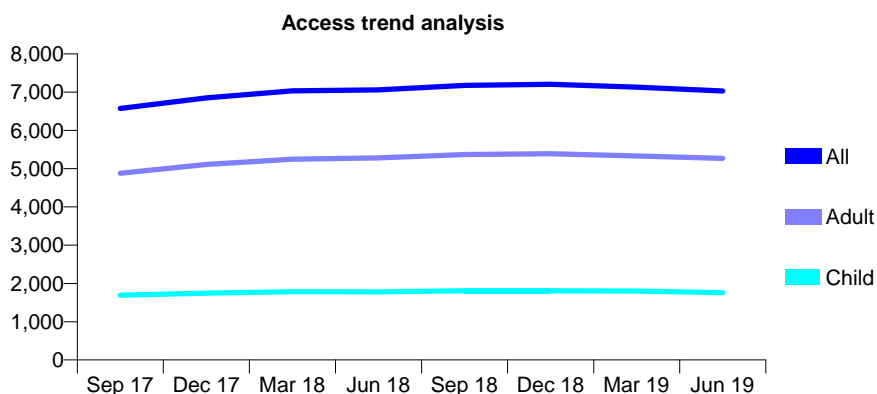
Q68 - Vital Signs At a Glance Contract Report for 906956/0002 - June 2019

Name or company name	Somerhill Dental Practice
Contract type name	GDS Contract
Purpose of contract	General
Contract start date	01/04/2006
Contract end date	

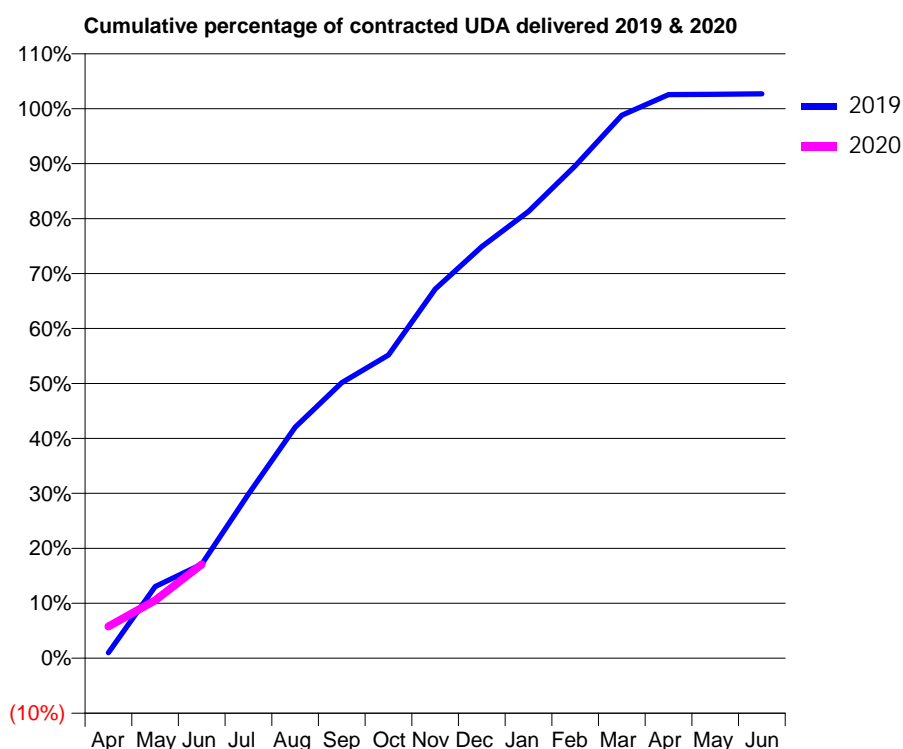
19/20 Contracted general activity (UDA)	21,423
Carry forward general activity (UDA)	0
19/20 Contracted orthodontic activity (UOA)	0
Carry forward orthodontic activity (UOA)	0
Baseline contract value	£649,831.70

ACCESS*

Patients seen in 24 months	Total	Change since previous quarter
Quarter ending June 2018	7,062	
Quarter ending September 2018	7,176	→
Quarter ending December 2018	7,202	→
Quarter ending March 2019	7,130	→
Quarter ending June 2019	7,029	↓
Variance since June 2018	(0.5%)	→



ACTIVITY



Month	2019	2020
April	213	1,239
May	2,793	2,261
June	3,668	3,664
July	6,400	
August	9,009	
September	10,741	
October	11,817	
November	14,387	
December	16,046	
January	17,418	
February	19,197	
March	21,165	
April	21,972	
May	21,984	
June	21,997	

QUALITY

	Quantity	Base Number	Contract	AT	Region	England
% of FP17s for the same patient ID Re-attending within 3 months - Children	43	571	7.5%	8.9%	10.6%	11.4%
% of FP17s for the same patient ID Re-attending within 3 months - Adults	268	1,670	16.0%	14.9%	15.2%	15.4%
% of FP17s for the same patient ID Re-attending between 3 & 9 months - Children	296	571	51.8%	61.6%	62.3%	59.8%
% of FP17s for the same patient ID Re-attending between 3 & 9 months - Adults	745	1,670	44.6%	52.9%	53.3%	52.1%
% of FP17s for Band 1 Urgent Courses	109	1,383	7.9%	9.3%	9.7%	9.2%
% of FP17s Relating to Free Repair or Replacements	26	1,383	1.9%	0.5%	0.6%	0.7%
% of FP17s Relating to Continuations	0	1,383	0.0%	0.7%	0.8%	0.8%
% of Patients satisfied with the dentistry they have received	0	0	N/A	93.6%	93.4%	93.4%
% of Patients satisfied with the time they had to wait for an appointment	0	0	N/A	89.3%	86.8%	87.6%

* This is based on patients treated on this contract for their most recent course of treatment.

Figures in italics indicate the base number of FP17s or Patient Questionnaire responses are less than 100. N/A is shown where the base number of responses is less than 10 during the period. % is calculated as Quantity/Base number*100

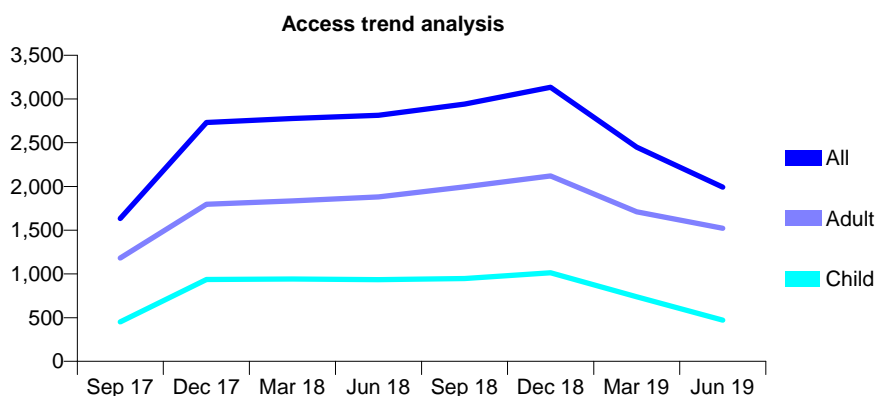
Q68 - Vital Signs At a Glance Contract Report for 907707/0001 - June 2019

Name or company name	MRS ZK KEYHANI NOORALII
Contract type name	GDS Contract
Purpose of contract	General
Contract start date	01/04/2006
Contract end date	

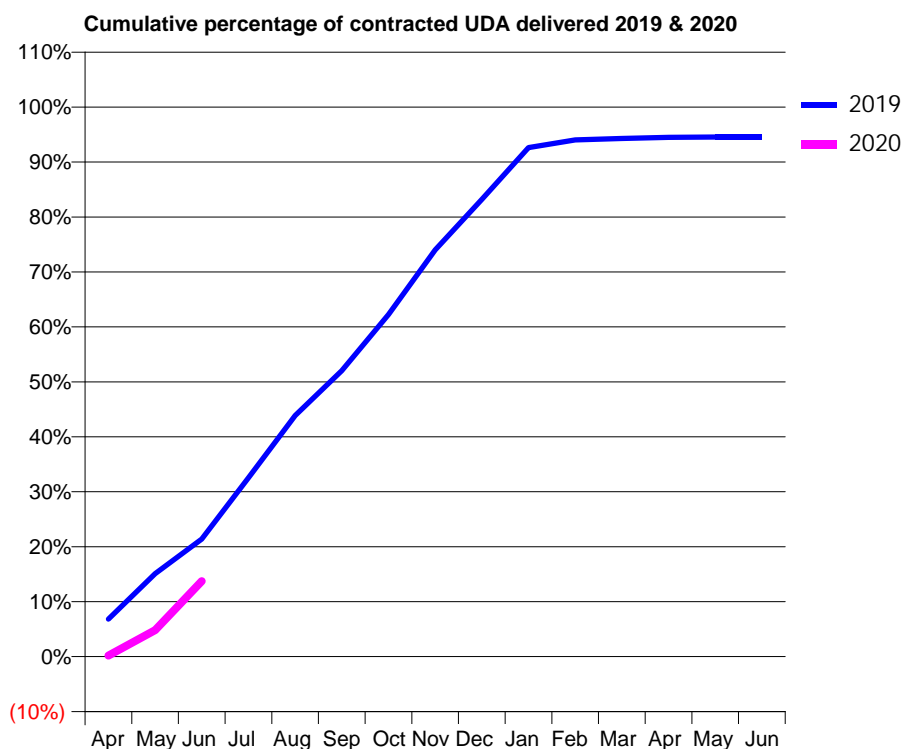
19/20 Contracted general activity (UDA)	6,857
Carry forward general activity (UDA)	0
19/20 Contracted orthodontic activity (UOA)	0
Carry forward orthodontic activity (UOA)	0
Baseline contract value	£169,983.72

ACCESS*

Patients seen in 24 months	Total	Change since previous quarter
Quarter ending June 2018	2,814	
Quarter ending September 2018	2,942	↑
Quarter ending December 2018	3,134	↑
Quarter ending March 2019	2,450	↓
Quarter ending June 2019	1,993	↓
Variance since June 2018	(29.2%)	↓



ACTIVITY



Month	Adjusted Scheduled Activity (UDA)	
	2019	2020
April	468	13
May	1,037	331
June	1,466	941
July	2,232	
August	3,007	
September	3,568	
October	4,268	
November	5,076	
December	5,704	
January	6,350	
February	6,447	
March	6,466	
April	6,479	
May	6,484	
June	6,484	

QUALITY

	Quantity	Base Number	Contract	AT	Region	England
% of FP17s for the same patient ID Re-attending within 3 months - Children	2	123	1.6%	8.9%	10.6%	11.4%
% of FP17s for the same patient ID Re-attending within 3 months - Adults	13	462	2.8%	14.9%	15.2%	15.4%
% of FP17s for the same patient ID Re-attending between 3 & 9 months - Children	61	123	49.6%	61.6%	62.3%	59.8%
% of FP17s for the same patient ID Re-attending between 3 & 9 months - Adults	183	462	39.6%	52.9%	53.3%	52.1%
% of FP17s for Band 1 Urgent Courses	54	563	9.6%	9.3%	9.7%	9.2%
% of FP17s Relating to Free Repair or Replacements	2	563	0.4%	0.5%	0.6%	0.7%
% of FP17s Relating to Continuations	0	563	0.0%	0.7%	0.8%	0.8%
% of Patients satisfied with the dentistry they have received	0	0	N/A	93.6%	93.4%	93.4%
% of Patients satisfied with the time they had to wait for an appointment	0	0	N/A	89.3%	86.8%	87.6%

* This is based on patients treated on this contract for their most recent course of treatment. Figures in italics indicate the base number of FP17s or Patient Questionnaire responses are less than 100. N/A is shown where the base number of responses is less than 10 during the period. % is calculated as Quantity/Base number*100

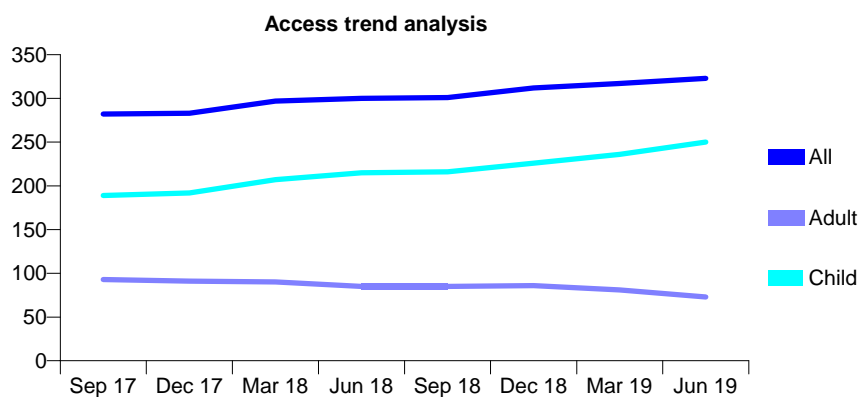
Q68 - Vital Signs At a Glance Contract Report for 911445/0001 - June 2019

Name or company name	MR JE REED
Contract type name	GDS Contract
Purpose of contract	General
Contract start date	01/04/2006
Contract end date	

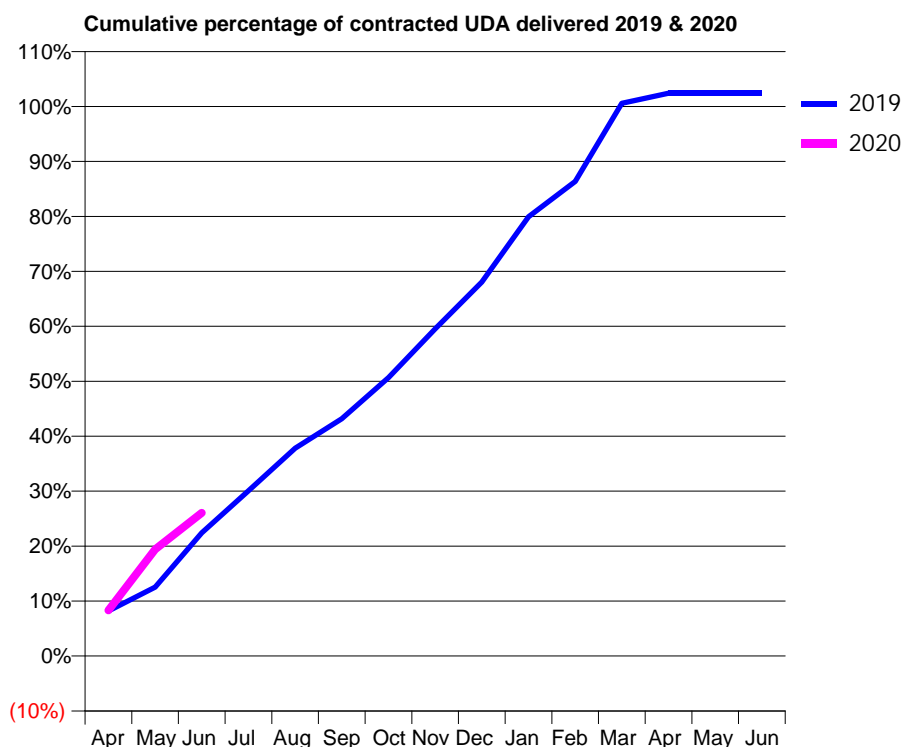
19/20 Contracted general activity (UDA)	700
Carry forward general activity (UDA)	0
19/20 Contracted orthodontic activity (UOA)	0
Carry forward orthodontic activity (UOA)	0
Baseline contract value	£17,751.78

ACCESS*

Patients seen in 24 months	Total	Change since previous quarter
Quarter ending June 2018	300	
Quarter ending September 2018	301	→
Quarter ending December 2018	312	↑
Quarter ending March 2019	317	→
Quarter ending June 2019	323	→
Variance since June 2018	7.7%	↑



ACTIVITY



Month	Adjusted Scheduled Activity (UDA)	
	2019	2020
April	57	58
May	88	136
June	157	182
July	211	
August	265	
September	302	
October	355	
November	417	
December	476	
January	559	
February	604	
March	704	
April	717	
May	717	
June	717	

QUALITY

	Quantity	Base Number	Contract	AT	Region	England
% of FP17s for the same patient ID Re-attending within 3 months - Children	16	120	13.3%	8.9%	10.6%	11.4%
% of FP17s for the same patient ID Re-attending within 3 months - Adults	3	15	20.0%	14.9%	15.2%	15.4%
% of FP17s for the same patient ID Re-attending between 3 & 9 months - Children	72	120	60.0%	61.6%	62.3%	59.8%
% of FP17s for the same patient ID Re-attending between 3 & 9 months - Adults	5	15	33.3%	52.9%	53.3%	52.1%
% of FP17s for Band 1 Urgent Courses	7	126	5.6%	9.3%	9.7%	9.2%
% of FP17s Relating to Free Repair or Replacements	0	126	0.0%	0.5%	0.6%	0.7%
% of FP17s Relating to Continuations	0	126	0.0%	0.7%	0.8%	0.8%
% of Patients satisfied with the dentistry they have received	1	1	N/A	93.6%	93.4%	93.4%
% of Patients satisfied with the time they had to wait for an appointment	1	1	N/A	89.3%	86.8%	87.6%

* This is based on patients treated on this contract for their most recent course of treatment. Figures in italics indicate the base number of FP17s or Patient Questionnaire responses are less than 100. N/A is shown where the base number of responses is less than 10 during the period. % is calculated as Quantity/Base number*100

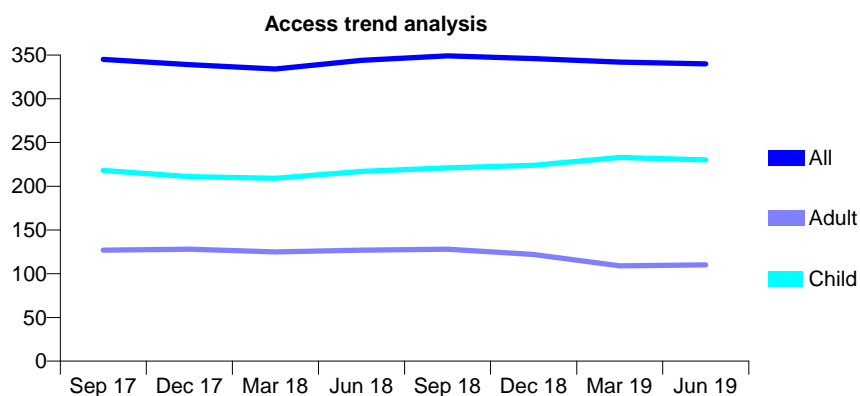
Q68 - Vital Signs At a Glance Contract Report for 911607/0001 - June 2019

Name or company name	MR NJ MARSHALL
Contract type name	GDS Contract
Purpose of contract	General
Contract start date	01/04/2006
Contract end date	

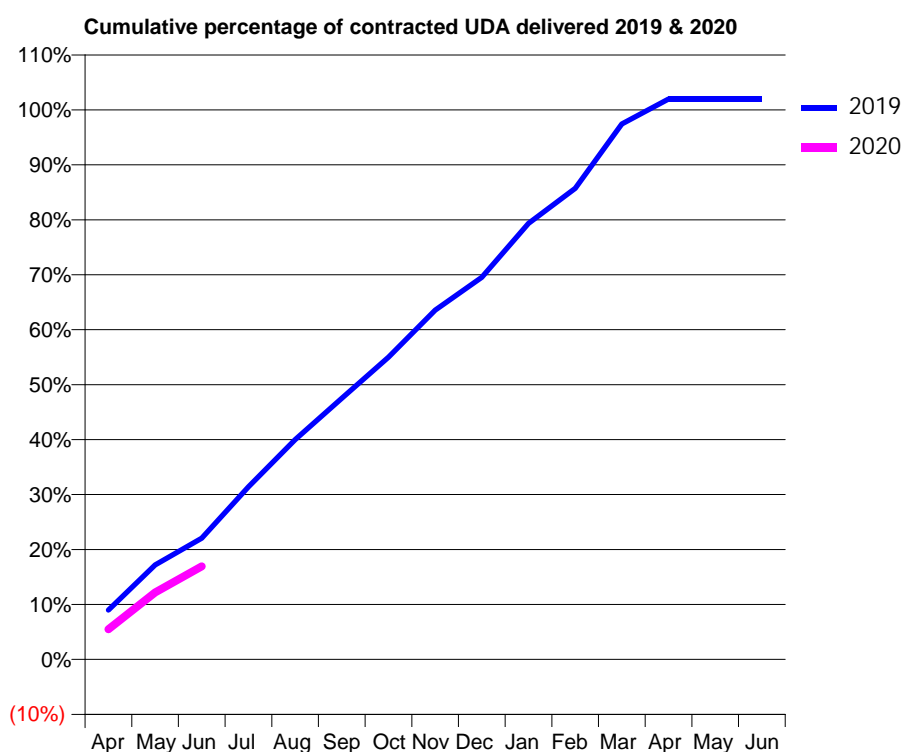
19/20 Contracted general activity (UDA)	656
Carry forward general activity (UDA)	0
19/20 Contracted orthodontic activity (UOA)	0
Carry forward orthodontic activity (UOA)	0
Baseline contract value	£15,042.78

ACCESS*

Patients seen in 24 months	Total	Change since previous quarter
Quarter ending June 2018	344	
Quarter ending September 2018	349	→
Quarter ending December 2018	346	→
Quarter ending March 2019	342	↓
Quarter ending June 2019	340	→
Variance since June 2018	(1.2%)	↓



ACTIVITY



Month	2019	2020
April	59	36
May	113	80
June	145	111
July	206	
August	262	
September	312	
October	361	
November	417	
December	456	
January	520	
February	562	
March	639	
April	669	
May	669	
June	669	

QUALITY

	Quantity	Base Number	Contract	AT	Region	England
% of FP17s for the same patient ID Re-attending within 3 months - Children	2	81	2.5%	8.9%	10.6%	11.4%
% of FP17s for the same patient ID Re-attending within 3 months - Adults	3	28	10.7%	14.9%	15.2%	15.4%
% of FP17s for the same patient ID Re-attending between 3 & 9 months - Children	48	81	59.3%	61.6%	62.3%	59.8%
% of FP17s for the same patient ID Re-attending between 3 & 9 months - Adults	17	28	60.7%	52.9%	53.3%	52.1%
% of FP17s for Band 1 Urgent Courses	1	83	1.2%	9.3%	9.7%	9.2%
% of FP17s Relating to Free Repair or Replacements	0	83	0.0%	0.5%	0.6%	0.7%
% of FP17s Relating to Continuations	0	83	0.0%	0.7%	0.8%	0.8%
% of Patients satisfied with the dentistry they have received	0	0	N/A	93.6%	93.4%	93.4%
% of Patients satisfied with the time they had to wait for an appointment	0	0	N/A	89.3%	86.8%	87.6%

* This is based on patients treated on this contract for their most recent course of treatment. Figures in italics indicate the base number of FP17s or Patient Questionnaire responses are less than 100. N/A is shown where the base number of responses is less than 10 during the period. % is calculated as Quantity/Base number*100

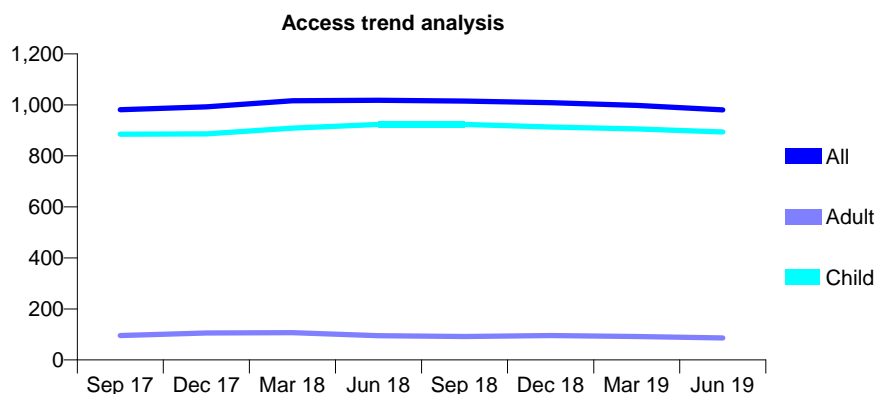
Q68 - Vital Signs At a Glance Contract Report for 913219/0001 - June 2019

Name or company name	MR AO REEVES
Contract type name	GDS Contract
Purpose of contract	General
Contract start date	01/04/2006
Contract end date	

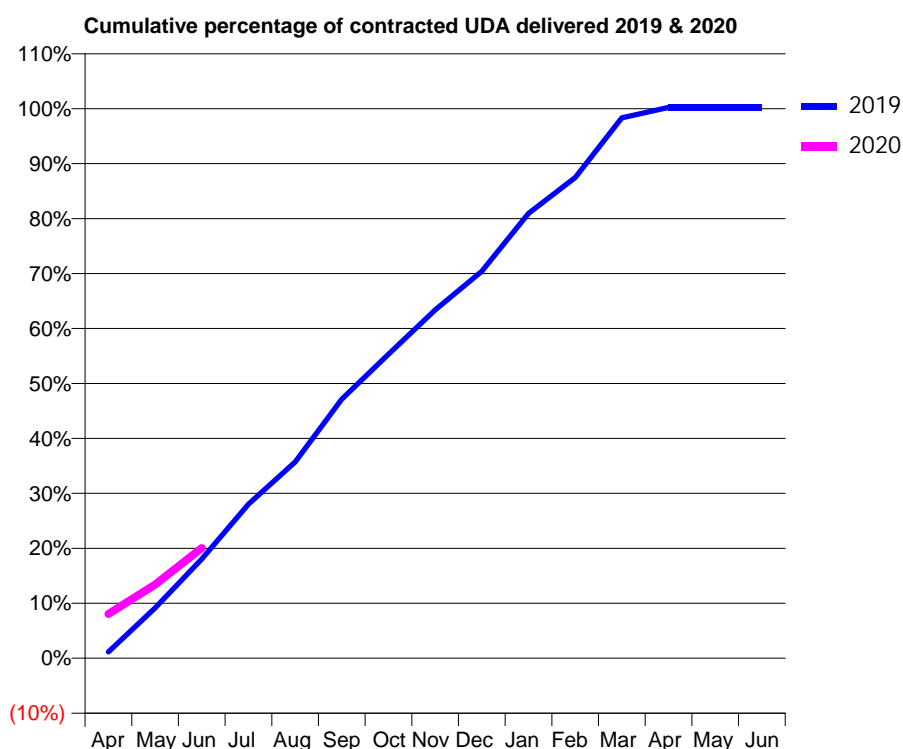
19/20 Contracted general activity (UDA)	1,987
Carry forward general activity (UDA)	0
19/20 Contracted orthodontic activity (UOA)	0
Carry forward orthodontic activity (UOA)	0
Baseline contract value	£45,703.91

ACCESS*

Patients seen in 24 months	Total	Change since previous quarter
Quarter ending June 2018	1,018	
Quarter ending September 2018	1,015	→
Quarter ending December 2018	1,009	→
Quarter ending March 2019	998	↓
Quarter ending June 2019	980	↓
Variance since June 2018	(3.7%)	↓



ACTIVITY



Month	2019	2020
April	23	160
May	182	267
June	359	398
July	557	
August	710	
September	937	
October	1,099	
November	1,260	
December	1,399	
January	1,608	
February	1,738	
March	1,954	
April	1,991	
May	1,991	
June	1,991	

QUALITY

	Quantity	Base Number	Contract	AT	Region	England
% of FP17s for the same patient ID Re-attending within 3 months - Children	12	344	3.5%	8.9%	10.6%	11.4%
% of FP17s for the same patient ID Re-attending within 3 months - Adults	0	0	N/A	14.9%	15.2%	15.4%
% of FP17s for the same patient ID Re-attending between 3 & 9 months - Children	274	344	79.7%	61.6%	62.3%	59.8%
% of FP17s for the same patient ID Re-attending between 3 & 9 months - Adults	0	0	N/A	52.9%	53.3%	52.1%
% of FP17s for Band 1 Urgent Courses	7	311	2.3%	9.3%	9.7%	9.2%
% of FP17s Relating to Free Repair or Replacements	0	311	0.0%	0.5%	0.6%	0.7%
% of FP17s Relating to Continuations	0	311	0.0%	0.7%	0.8%	0.8%
% of Patients satisfied with the dentistry they have received	0	0	N/A	93.6%	93.4%	93.4%
% of Patients satisfied with the time they had to wait for an appointment	0	0	N/A	89.3%	86.8%	87.6%

* This is based on patients treated on this contract for their most recent course of treatment.

Figures in italics indicate the base number of FP17s or Patient Questionnaire responses are less than 100. N/A is shown where the base number of responses is less than 10 during the period. % is calculated as Quantity/Base number*100

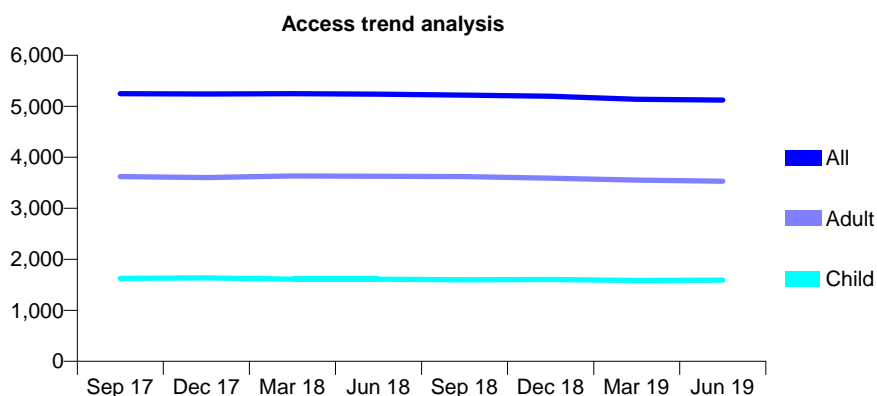
Q68 - Vital Signs At a Glance Contract Report for 913553/0001 - June 2019

Name or company name	Newlands Dental Practice Partnership
Contract type name	GDS Contract
Purpose of contract	General
Contract start date	01/04/2006
Contract end date	

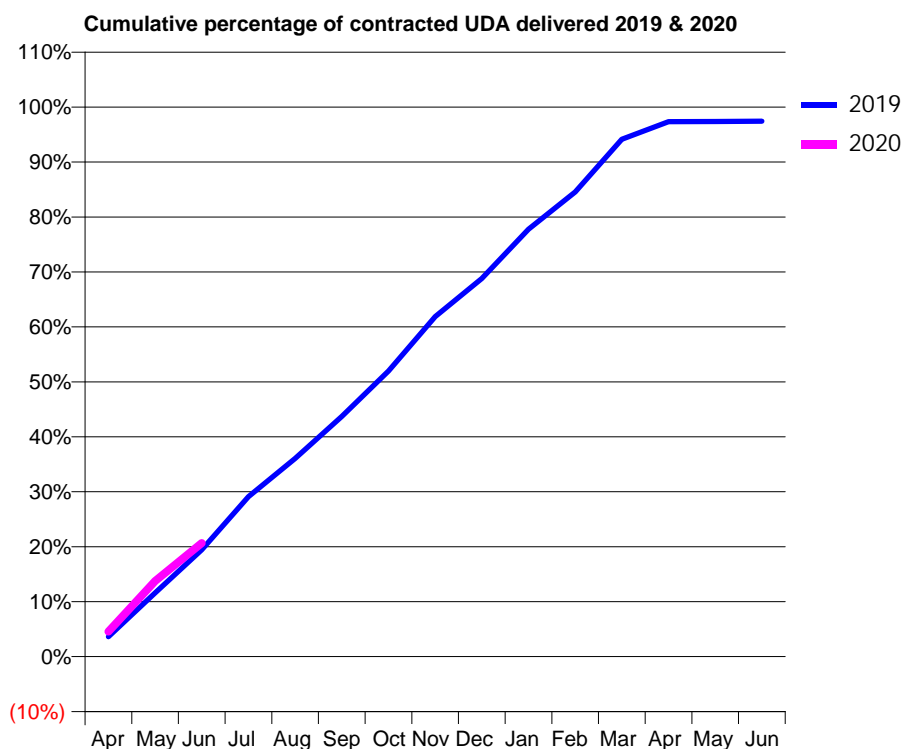
19/20 Contracted general activity (UDA)	11,982
Carry forward general activity (UDA)	0
19/20 Contracted orthodontic activity (UOA)	0
Carry forward orthodontic activity (UOA)	0
Baseline contract value	£290,094.37

ACCESS*

Patients seen in 24 months	Total	Change since previous quarter
Quarter ending June 2018	5,238	
Quarter ending September 2018	5,220	→
Quarter ending December 2018	5,195	→
Quarter ending March 2019	5,139	↓
Quarter ending June 2019	5,123	→
Variance since June 2018	(2.2%)	↓



ACTIVITY



Month	Adjusted Scheduled Activity (UDA)	
	2019	2020
April	435	546
May	1,393	1,649
June	2,330	2,477
July	3,489	
August	4,322	
September	5,236	
October	6,226	
November	7,414	
December	8,246	
January	9,317	
February	10,133	
March	11,281	
April	11,663	
May	11,668	
June	11,673	

QUALITY

	Quantity	Base Number	Contract	AT	Region	England
% of FP17s for the same patient ID Re-attending within 3 months - Children	45	698	6.4%	8.9%	10.6%	11.4%
% of FP17s for the same patient ID Re-attending within 3 months - Adults	132	1,255	10.5%	14.9%	15.2%	15.4%
% of FP17s for the same patient ID Re-attending between 3 & 9 months - Children	465	698	66.6%	61.6%	62.3%	59.8%
% of FP17s for the same patient ID Re-attending between 3 & 9 months - Adults	709	1,255	56.5%	52.9%	53.3%	52.1%
% of FP17s for Band 1 Urgent Courses	129	1,722	7.5%	9.3%	9.7%	9.2%
% of FP17s Relating to Free Repair or Replacements	7	1,722	0.4%	0.5%	0.6%	0.7%
% of FP17s Relating to Continuations	0	1,722	0.0%	0.7%	0.8%	0.8%
% of Patients satisfied with the dentistry they have received	1	1	N/A	93.6%	93.4%	93.4%
% of Patients satisfied with the time they had to wait for an appointment	1	1	N/A	89.3%	86.8%	87.6%

* This is based on patients treated on this contract for their most recent course of treatment. Figures in italics indicate the base number of FP17s or Patient Questionnaire responses are less than 100. N/A is shown where the base number of responses is less than 10 during the period. % is calculated as Quantity/Base number*100

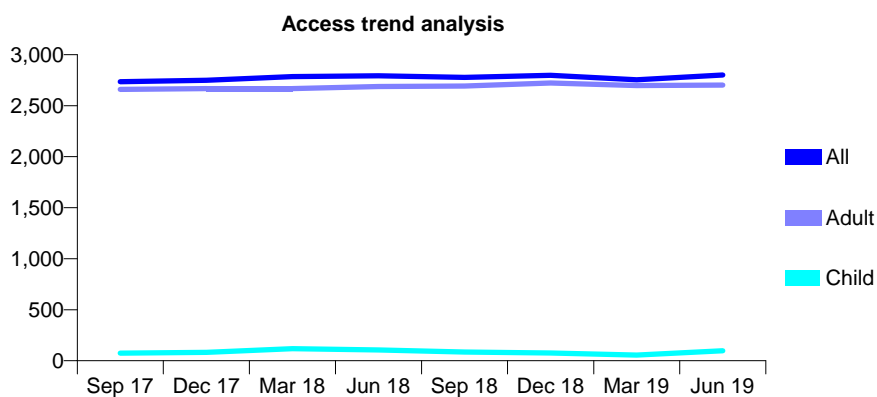
Q68 - Vital Signs At a Glance Contract Report for 914673/0002 - June 2019

Name or company name	MR M SEIFOURI
Contract type name	GDS Contract
Purpose of contract	General
Contract start date	01/08/2011
Contract end date	

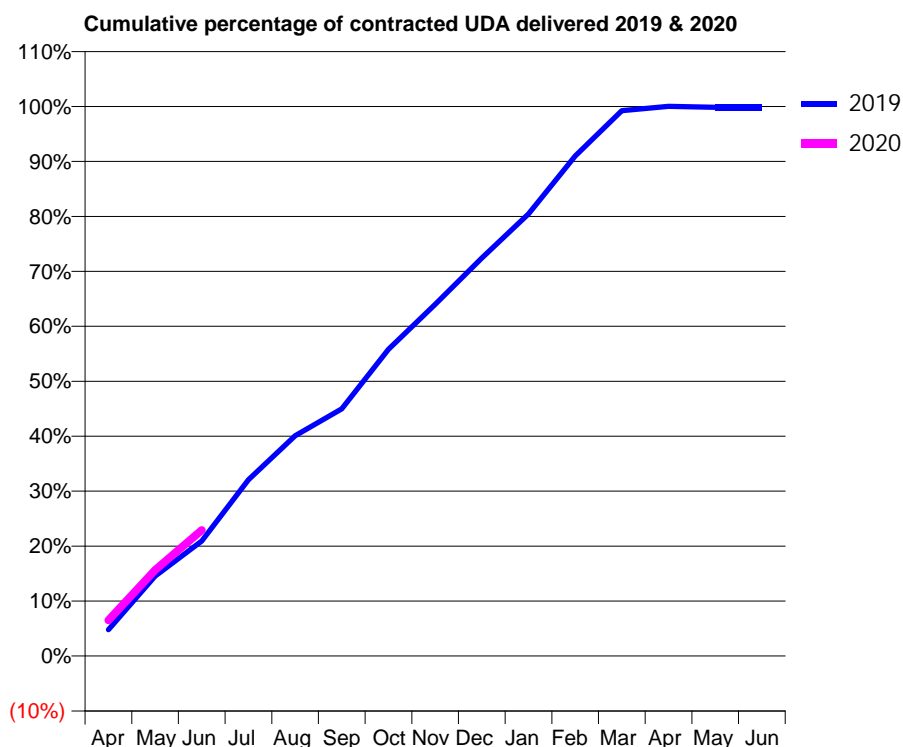
19/20 Contracted general activity (UDA)	7,753
Carry forward general activity (UDA)	0
19/20 Contracted orthodontic activity (UOA)	0
Carry forward orthodontic activity (UOA)	0
Baseline contract value	£231,863.95

ACCESS*

Patients seen in 24 months	Total	Change since previous quarter
Quarter ending June 2018	2,793	
Quarter ending September 2018	2,777	→
Quarter ending December 2018	2,798	→
Quarter ending March 2019	2,753	↓
Quarter ending June 2019	2,800	→
Variance since June 2018	0.3%	→



ACTIVITY



Month	Adjusted Scheduled Activity (UDA)	
	2019	2020
April	371	505
May	1,128	1,214
June	1,622	1,777
July	2,486	
August	3,108	
September	3,488	
October	4,329	
November	4,962	
December	5,614	
January	6,238	
February	7,055	
March	7,693	
April	7,753	
May	7,741	
June	7,741	

QUALITY

	Quantity	Base Number	Contract	AT	Region	England
% of FP17s for the same patient ID Re-attending within 3 months - Children	0	58	0.0%	8.9%	10.6%	11.4%
% of FP17s for the same patient ID Re-attending within 3 months - Adults	63	832	7.6%	14.9%	15.2%	15.4%
% of FP17s for the same patient ID Re-attending between 3 & 9 months - Children	5	58	8.6%	61.6%	62.3%	59.8%
% of FP17s for the same patient ID Re-attending between 3 & 9 months - Adults	306	832	36.8%	52.9%	53.3%	52.1%
% of FP17s for Band 1 Urgent Courses	8	858	0.9%	9.3%	9.7%	9.2%
% of FP17s Relating to Free Repair or Replacements	0	858	0.0%	0.5%	0.6%	0.7%
% of FP17s Relating to Continuations	0	858	0.0%	0.7%	0.8%	0.8%
% of Patients satisfied with the dentistry they have received	4	4	N/A	93.6%	93.4%	93.4%
% of Patients satisfied with the time they had to wait for an appointment	4	4	N/A	89.3%	86.8%	87.6%

* This is based on patients treated on this contract for their most recent course of treatment. Figures in italics indicate the base number of FP17s or Patient Questionnaire responses are less than 100. N/A is shown where the base number of responses is less than 10 during the period. % is calculated as Quantity/Base number*100

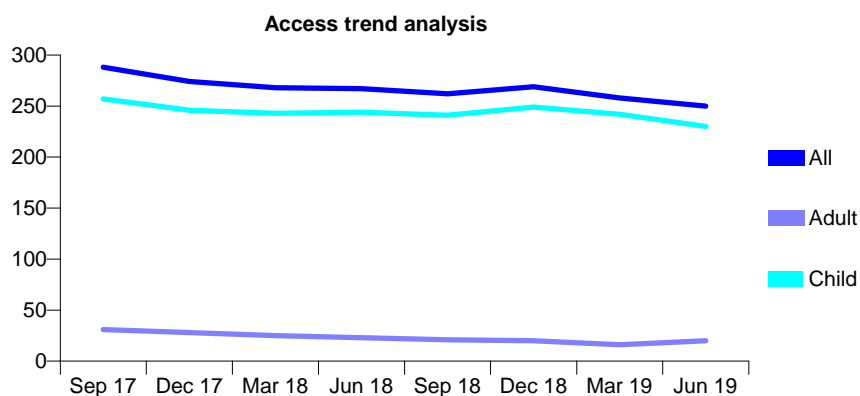
Q68 - Vital Signs At a Glance Contract Report for 916994/0001 - June 2019

Name or company name	MR MD SETTERS
Contract type name	GDS Contract
Purpose of contract	General
Contract start date	01/04/2006
Contract end date	

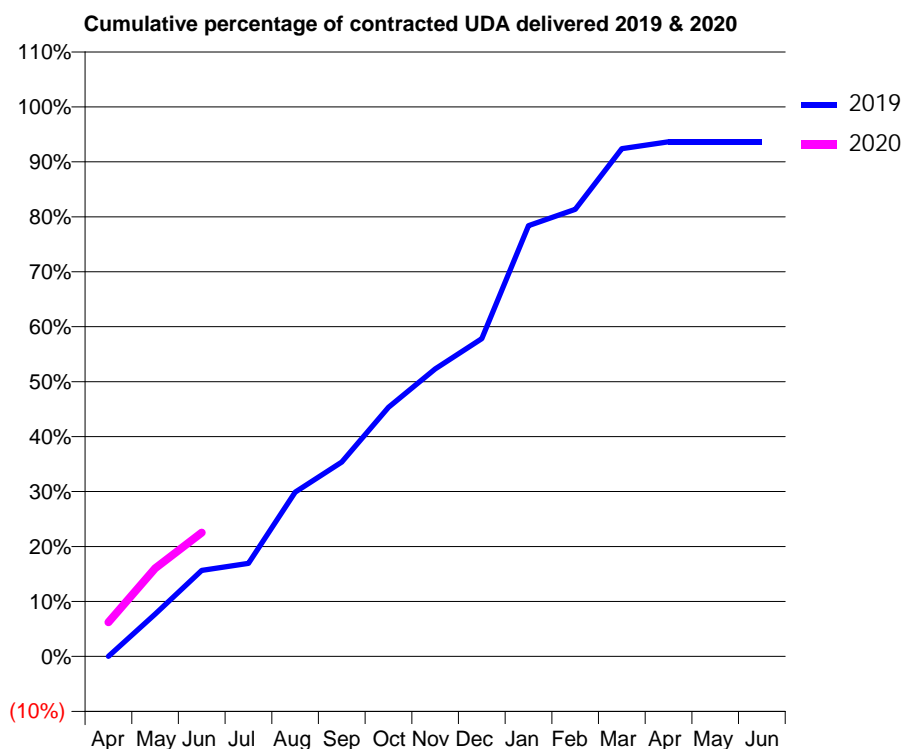
19/20 Contracted general activity (UDA)	402
Carry forward general activity (UDA)	0
19/20 Contracted orthodontic activity (UOA)	0
Carry forward orthodontic activity (UOA)	0
Baseline contract value	£10,085.57

ACCESS*

Patients seen in 24 months	Total	Change since previous quarter
Quarter ending June 2018	267	
Quarter ending September 2018	262	↓
Quarter ending December 2018	269	↑
Quarter ending March 2019	258	↓
Quarter ending June 2019	250	↓
Variance since June 2018	(6.4%)	↓



ACTIVITY



Month	Adjusted Scheduled Activity (UDA)	
	2019	2020
April	0	25
May	31	64
June	63	91
July	68	
August	120	
September	142	
October	182	
November	210	
December	232	
January	315	
February	327	
March	371	
April	376	
May	376	
June	376	

QUALITY

	Quantity	Base Number	Contract	AT	Region	England
% of FP17s for the same patient ID Re-attending within 3 months - Children	6	70	8.6%	8.9%	10.6%	11.4%
% of FP17s for the same patient ID Re-attending within 3 months - Adults	0	0	N/A	14.9%	15.2%	15.4%
% of FP17s for the same patient ID Re-attending between 3 & 9 months - Children	44	70	62.9%	61.6%	62.3%	59.8%
% of FP17s for the same patient ID Re-attending between 3 & 9 months - Adults	0	0	N/A	52.9%	53.3%	52.1%
% of FP17s for Band 1 Urgent Courses	3	65	4.6%	9.3%	9.7%	9.2%
% of FP17s Relating to Free Repair or Replacements	0	65	0.0%	0.5%	0.6%	0.7%
% of FP17s Relating to Continuations	0	65	0.0%	0.7%	0.8%	0.8%
% of Patients satisfied with the dentistry they have received	1	1	N/A	93.6%	93.4%	93.4%
% of Patients satisfied with the time they had to wait for an appointment	1	1	N/A	89.3%	86.8%	87.6%

* This is based on patients treated on this contract for their most recent course of treatment. Figures in italics indicate the base number of FP17s or Patient Questionnaire responses are less than 100. N/A is shown where the base number of responses is less than 10 during the period. % is calculated as Quantity/Base number*100

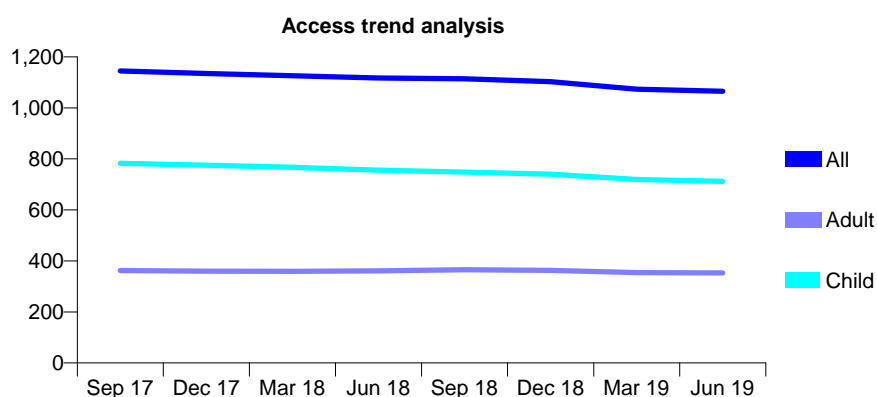
Q68 - Vital Signs At a Glance Contract Report for 917982/0001 - June 2019

Name or company name	MISS M SPEAKMAN
Contract type name	GDS Contract
Purpose of contract	General
Contract start date	01/04/2014
Contract end date	

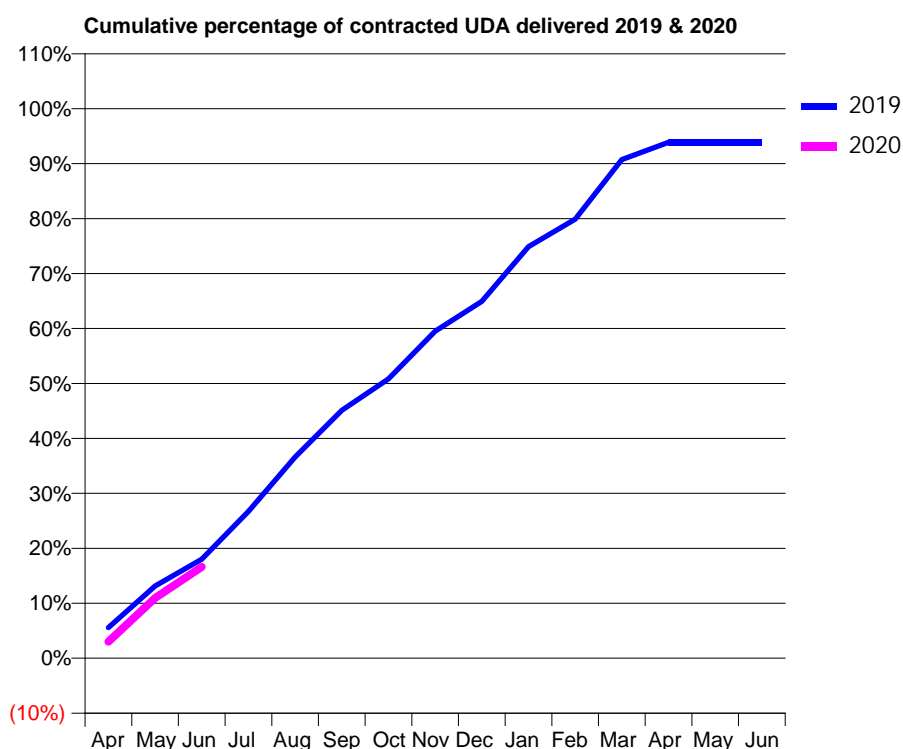
19/20 Contracted general activity (UDA)	2,100
Carry forward general activity (UDA)	0
19/20 Contracted orthodontic activity (UOA)	0
Carry forward orthodontic activity (UOA)	0
Baseline contract value	£48,300.75

ACCESS*

Patients seen in 24 months	Total	Change since previous quarter
Quarter ending June 2018	1,117	
Quarter ending September 2018	1,114	→
Quarter ending December 2018	1,103	→
Quarter ending March 2019	1,073	↓
Quarter ending June 2019	1,065	→
Variance since June 2018	(4.7%)	↓



ACTIVITY



Month	2019	2020
April	118	63
May	277	231
June	378	349
July	561	
August	769	
September	947	
October	1,067	
November	1,250	
December	1,363	
January	1,572	
February	1,678	
March	1,905	
April	1,972	
May	1,972	
June	1,972	

QUALITY

	Quantity	Base Number	Contract	AT	Region	England
% of FP17s for the same patient ID Re-attending within 3 months - Children	13	231	5.6%	8.9%	10.6%	11.4%
% of FP17s for the same patient ID Re-attending within 3 months - Adults	4	61	6.6%	14.9%	15.2%	15.4%
% of FP17s for the same patient ID Re-attending between 3 & 9 months - Children	147	231	63.6%	61.6%	62.3%	59.8%
% of FP17s for the same patient ID Re-attending between 3 & 9 months - Adults	37	61	60.7%	52.9%	53.3%	52.1%
% of FP17s for Band 1 Urgent Courses	5	264	1.9%	9.3%	9.7%	9.2%
% of FP17s Relating to Free Repair or Replacements	2	264	0.8%	0.5%	0.6%	0.7%
% of FP17s Relating to Continuations	0	264	0.0%	0.7%	0.8%	0.8%
% of Patients satisfied with the dentistry they have received	0	0	N/A	93.6%	93.4%	93.4%
% of Patients satisfied with the time they had to wait for an appointment	0	0	N/A	89.3%	86.8%	87.6%

* This is based on patients treated on this contract for their most recent course of treatment.

Figures in italics indicate the base number of FP17s or Patient Questionnaire responses are less than 100. N/A is shown where the base number of responses is less than 10 during the period. % is calculated as Quantity/Base number*100

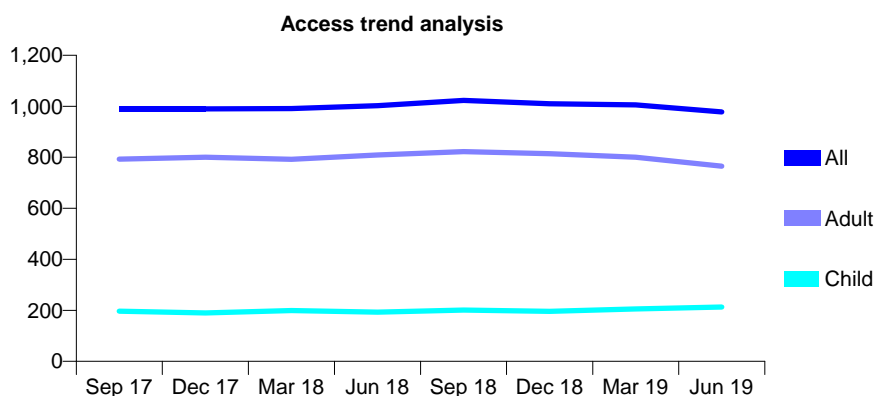
Q68 - Vital Signs At a Glance Contract Report for 919977/0001 - June 2019

Name or company name	MS JF ROYLE
Contract type name	GDS Contract
Purpose of contract	General
Contract start date	01/04/2006
Contract end date	

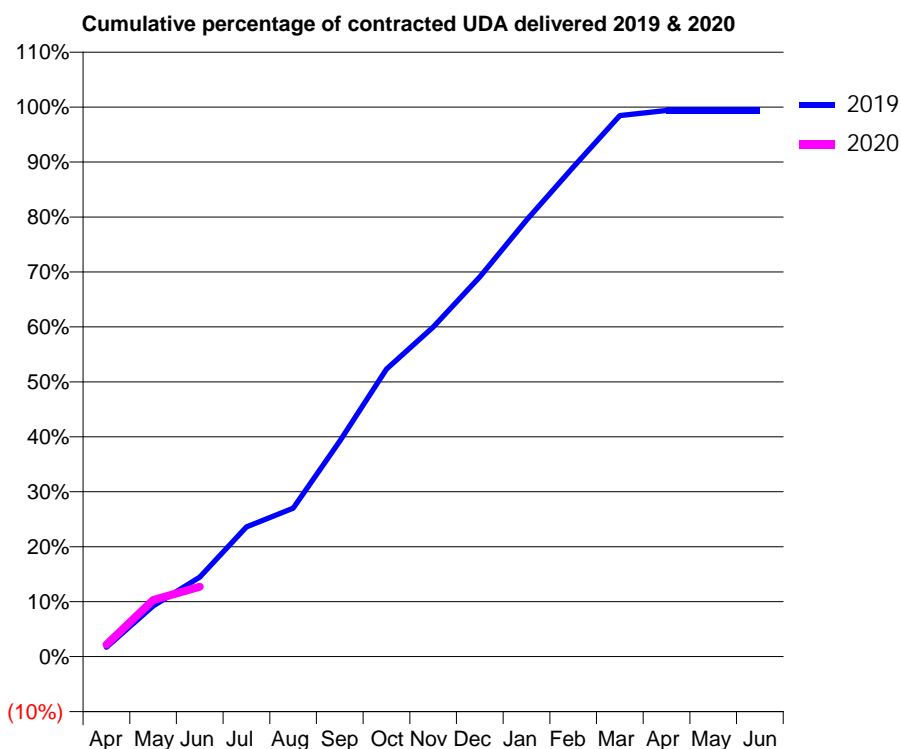
19/20 Contracted general activity (UDA)	2,600
Carry forward general activity (UDA)	0
19/20 Contracted orthodontic activity (UOA)	0
Carry forward orthodontic activity (UOA)	0
Baseline contract value	£67,565.92

ACCESS*

Patients seen in 24 months	Total	Change since previous quarter
Quarter ending June 2018	1,002	
Quarter ending September 2018	1,023	↑
Quarter ending December 2018	1,010	↓
Quarter ending March 2019	1,006	→
Quarter ending June 2019	978	↓
Variance since June 2018	(2.4%)	↓



ACTIVITY



Month	Adjusted Scheduled Activity (UDA)	
	2019	2020
April	45	56
May	240	268
June	376	331
July	614	
August	703	
September	1,020	
October	1,360	
November	1,560	
December	1,797	
January	2,065	
February	2,316	
March	2,559	
April	2,584	
May	2,584	
June	2,584	

QUALITY

	Quantity	Base Number	Contract	AT	Region	England
% of FP17s for the same patient ID Re-attending within 3 months - Children	2	48	4.2%	8.9%	10.6%	11.4%
% of FP17s for the same patient ID Re-attending within 3 months - Adults	14	174	8.0%	14.9%	15.2%	15.4%
% of FP17s for the same patient ID Re-attending between 3 & 9 months - Children	13	48	27.1%	61.6%	62.3%	59.8%
% of FP17s for the same patient ID Re-attending between 3 & 9 months - Adults	78	174	44.8%	52.9%	53.3%	52.1%
% of FP17s for Band 1 Urgent Courses	26	195	13.3%	9.3%	9.7%	9.2%
% of FP17s Relating to Free Repair or Replacements	0	195	0.0%	0.5%	0.6%	0.7%
% of FP17s Relating to Continuations	0	195	0.0%	0.7%	0.8%	0.8%
% of Patients satisfied with the dentistry they have received	0	0	N/A	93.6%	93.4%	93.4%
% of Patients satisfied with the time they had to wait for an appointment	0	0	N/A	89.3%	86.8%	87.6%

* This is based on patients treated on this contract for their most recent course of treatment. Figures in italics indicate the base number of FP17s or Patient Questionnaire responses are less than 100. N/A is shown where the base number of responses is less than 10 during the period. % is calculated as Quantity/Base number*100

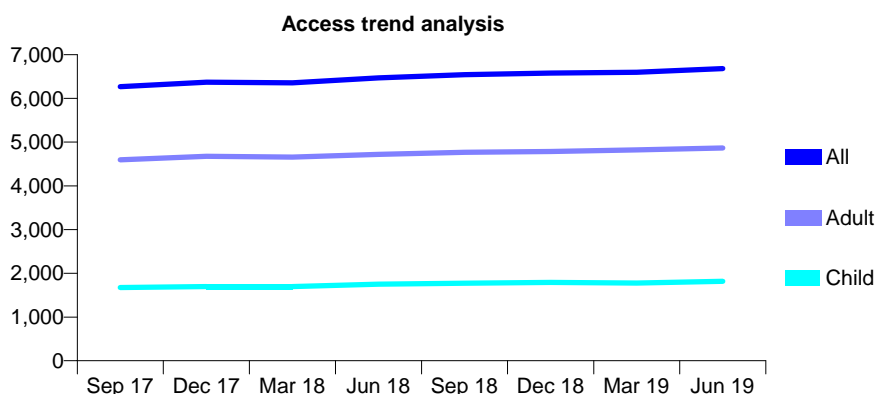
Q68 - Vital Signs At a Glance Contract Report for 921645/0004 - June 2019

Name or company name	Brightsmile Dental Care (Tadworth)
Contract type name	GDS Contract
Purpose of contract	General
Contract start date	01/04/2006
Contract end date	

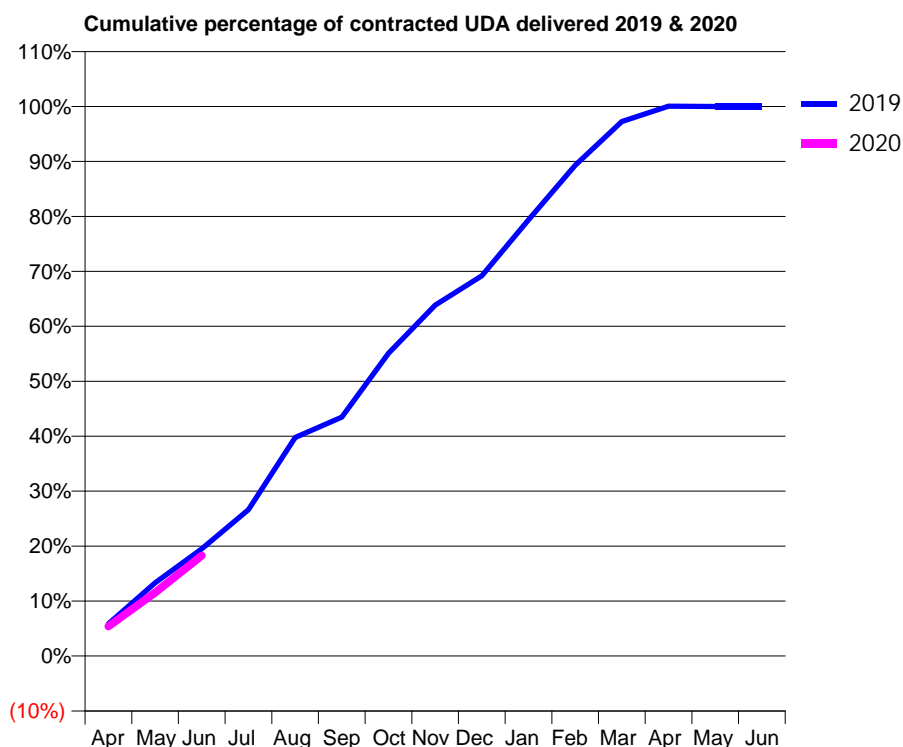
19/20 Contracted general activity (UDA)	16,552
Carry forward general activity (UDA)	0
19/20 Contracted orthodontic activity (UOA)	0
Carry forward orthodontic activity (UOA)	0
Baseline contract value	£459,965.11

ACCESS*

Patients seen in 24 months	Total	Change since previous quarter
Quarter ending June 2018	6,471	
Quarter ending September 2018	6,540	→
Quarter ending December 2018	6,578	→
Quarter ending March 2019	6,597	→
Quarter ending June 2019	6,680	→
Variance since June 2018	3.2%	↑



ACTIVITY



Month	Adjusted Scheduled Activity (UDA)	
	2019	2020
April	971	893
May	2,206	1,911
June	3,227	3,026
July	4,409	
August	6,582	
September	7,194	
October	9,115	
November	10,572	
December	11,448	
January	13,135	
February	14,779	
March	16,095	
April	16,559	
May	16,551	
June	16,550	

QUALITY

	Quantity	Base Number	Contract	AT	Region	England
% of FP17s for the same patient ID Re-attending within 3 months - Children	25	567	4.4%	8.9%	10.6%	11.4%
% of FP17s for the same patient ID Re-attending within 3 months - Adults	116	1,148	10.1%	14.9%	15.2%	15.4%
% of FP17s for the same patient ID Re-attending between 3 & 9 months - Children	282	567	49.7%	61.6%	62.3%	59.8%
% of FP17s for the same patient ID Re-attending between 3 & 9 months - Adults	547	1,148	47.6%	52.9%	53.3%	52.1%
% of FP17s for Band 1 Urgent Courses	82	1,332	6.2%	9.3%	9.7%	9.2%
% of FP17s Relating to Free Repair or Replacements	2	1,332	0.2%	0.5%	0.6%	0.7%
% of FP17s Relating to Continuations	1	1,332	0.1%	0.7%	0.8%	0.8%
% of Patients satisfied with the dentistry they have received	5	5	N/A	93.6%	93.4%	93.4%
% of Patients satisfied with the time they had to wait for an appointment	5	5	N/A	89.3%	86.8%	87.6%

* This is based on patients treated on this contract for their most recent course of treatment. Figures in italics indicate the base number of FP17s or Patient Questionnaire responses are less than 100. N/A is shown where the base number of responses is less than 10 during the period. % is calculated as Quantity/Base number*100

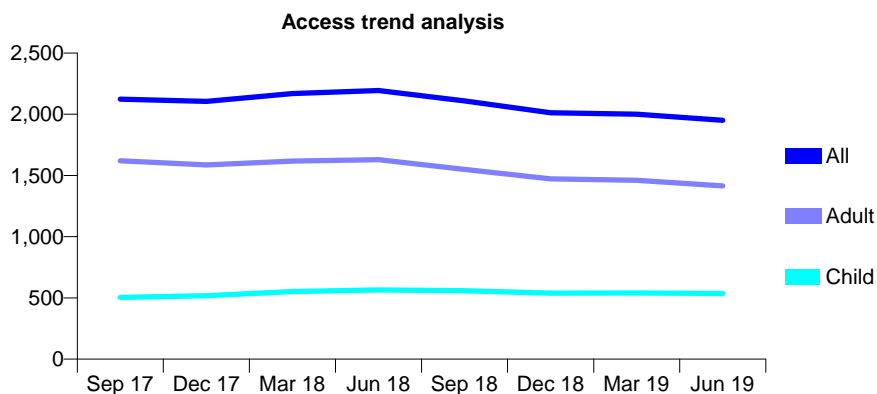
Q68 - Vital Signs At a Glance Contract Report for 921645/0005 - June 2019

Name or company name	Brightsmile Dental Care (Epsom)
Contract type name	GDS Contract
Purpose of contract	General
Contract start date	04/11/2009
Contract end date	

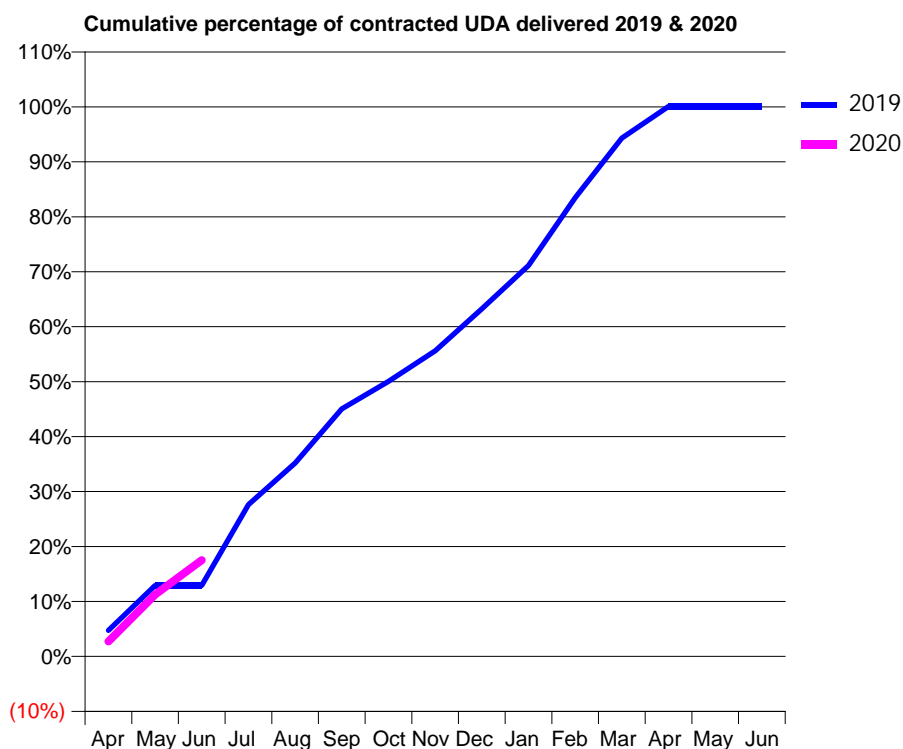
19/20 Contracted general activity (UDA)	5,000
Carry forward general activity (UDA)	0
19/20 Contracted orthodontic activity (UOA)	0
Carry forward orthodontic activity (UOA)	0
Baseline contract value	£138,945.46

ACCESS*

Patients seen in 24 months	Total	Change since previous quarter
Quarter ending June 2018	2,194	
Quarter ending September 2018	2,109	↓
Quarter ending December 2018	2,012	↓
Quarter ending March 2019	2,001	→
Quarter ending June 2019	1,952	↓
Variance since June 2018	(11.0%)	↓



ACTIVITY



Month	2019	2020
April	237	137
May	647	564
June	647	875
July	1,382	
August	1,760	
September	2,253	
October	2,503	
November	2,780	
December	3,162	
January	3,557	
February	4,173	
March	4,716	
April	5,005	
May	5,005	
June	5,005	

QUALITY

	Quantity	Base Number	Contract	AT	Region	England
% of FP17s for the same patient ID Re-attending within 3 months - Children	13	150	8.7%	8.9%	10.6%	11.4%
% of FP17s for the same patient ID Re-attending within 3 months - Adults	56	334	16.8%	14.9%	15.2%	15.4%
% of FP17s for the same patient ID Re-attending between 3 & 9 months - Children	64	150	42.7%	61.6%	62.3%	59.8%
% of FP17s for the same patient ID Re-attending between 3 & 9 months - Adults	107	334	32.0%	52.9%	53.3%	52.1%
% of FP17s for Band 1 Urgent Courses	42	367	11.4%	9.3%	9.7%	9.2%
% of FP17s Relating to Free Repair or Replacements	8	367	2.2%	0.5%	0.6%	0.7%
% of FP17s Relating to Continuations	0	367	0.0%	0.7%	0.8%	0.8%
% of Patients satisfied with the dentistry they have received	2	2	N/A	93.6%	93.4%	93.4%
% of Patients satisfied with the time they had to wait for an appointment	2	2	N/A	89.3%	86.8%	87.6%

* This is based on patients treated on this contract for their most recent course of treatment. Figures in italics indicate the base number of FP17s or Patient Questionnaire responses are less than 100. N/A is shown where the base number of responses is less than 10 during the period. % is calculated as Quantity/Base number*100

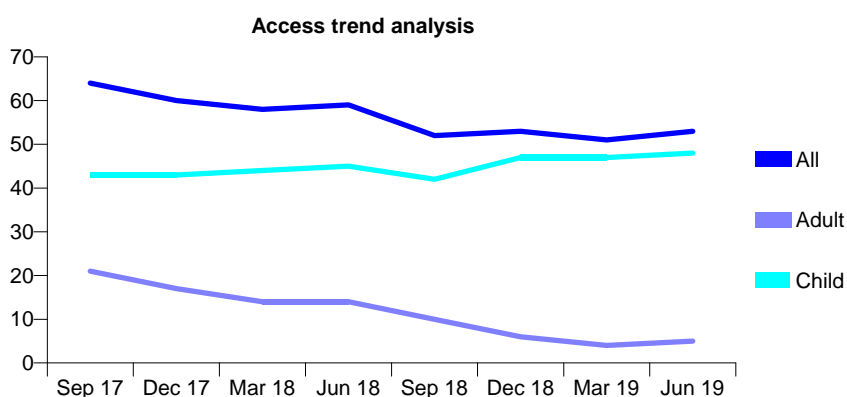
Q68 - Vital Signs At a Glance Contract Report for 921653/0001 - June 2019

Name or company name	MS RN CHADHA
Contract type name	GDS Contract
Purpose of contract	General
Contract start date	01/04/2006
Contract end date	

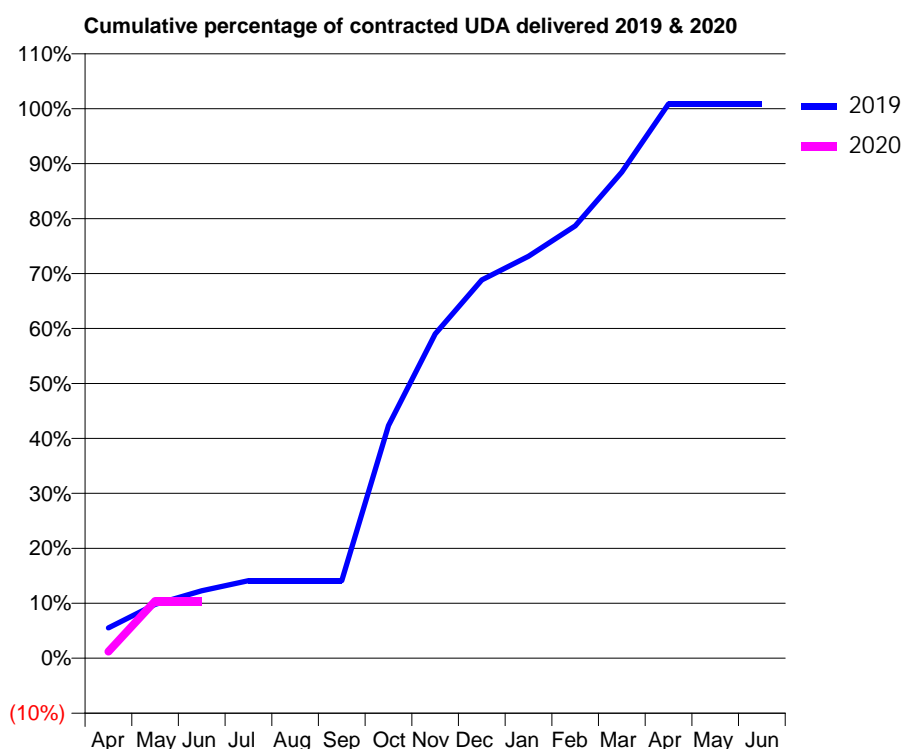
19/20 Contracted general activity (UDA)	163
Carry forward general activity (UDA)	0
19/20 Contracted orthodontic activity (UOA)	0
Carry forward orthodontic activity (UOA)	0
Baseline contract value	£4,235.87

ACCESS*

Patients seen in 24 months	Total	Change since previous quarter
Quarter ending June 2018	59	
Quarter ending September 2018	52	↓
Quarter ending December 2018	53	→
Quarter ending March 2019	51	↓
Quarter ending June 2019	53	↑
Variance since June 2018	(10.2%)	↓



ACTIVITY



Month	Adjusted Scheduled Activity (UDA)	
	2019	2020
April	9	2
May	16	17
June	20	17
July	23	
August	23	
September	23	
October	69	
November	96	
December	112	
January	119	
February	128	
March	144	
April	164	
May	164	
June	164	

QUALITY

	Quantity	Base Number	Contract	AT	Region	England
% of FP17s for the same patient ID Re-attending within 3 months - Children	1	19	5.3%	8.9%	10.6%	11.4%
% of FP17s for the same patient ID Re-attending within 3 months - Adults	0	2	0.0%	14.9%	15.2%	15.4%
% of FP17s for the same patient ID Re-attending between 3 & 9 months - Children	14	19	73.7%	61.6%	62.3%	59.8%
% of FP17s for the same patient ID Re-attending between 3 & 9 months - Adults	1	2	50.0%	52.9%	53.3%	52.1%
% of FP17s for Band 1 Urgent Courses	0	13	0.0%	9.3%	9.7%	9.2%
% of FP17s Relating to Free Repair or Replacements	0	13	0.0%	0.5%	0.6%	0.7%
% of FP17s Relating to Continuations	0	13	0.0%	0.7%	0.8%	0.8%
% of Patients satisfied with the dentistry they have received	0	0	N/A	93.6%	93.4%	93.4%
% of Patients satisfied with the time they had to wait for an appointment	0	0	N/A	89.3%	86.8%	87.6%

* This is based on patients treated on this contract for their most recent course of treatment. Figures in italics indicate the base number of FP17s or Patient Questionnaire responses are less than 100. N/A is shown where the base number of responses is less than 10 during the period. % is calculated as Quantity/Base number*100

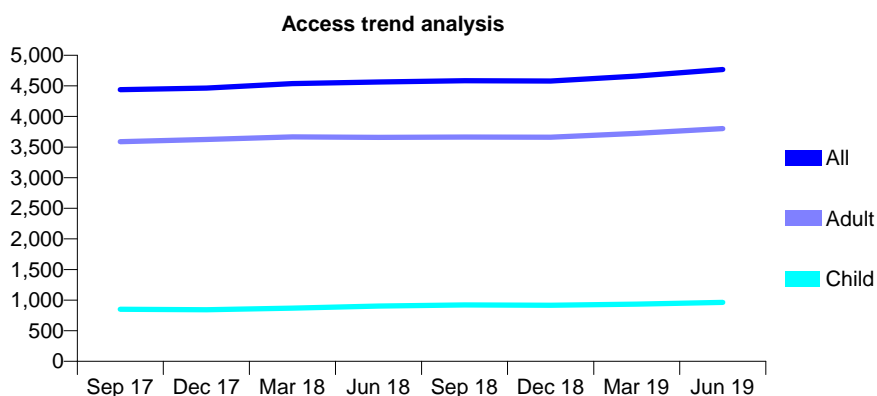
Q68 - Vital Signs At a Glance Contract Report for 921807/0001 - June 2019

Name or company name	MR RJ CURTIS
Contract type name	GDS Contract
Purpose of contract	General
Contract start date	01/04/2006
Contract end date	

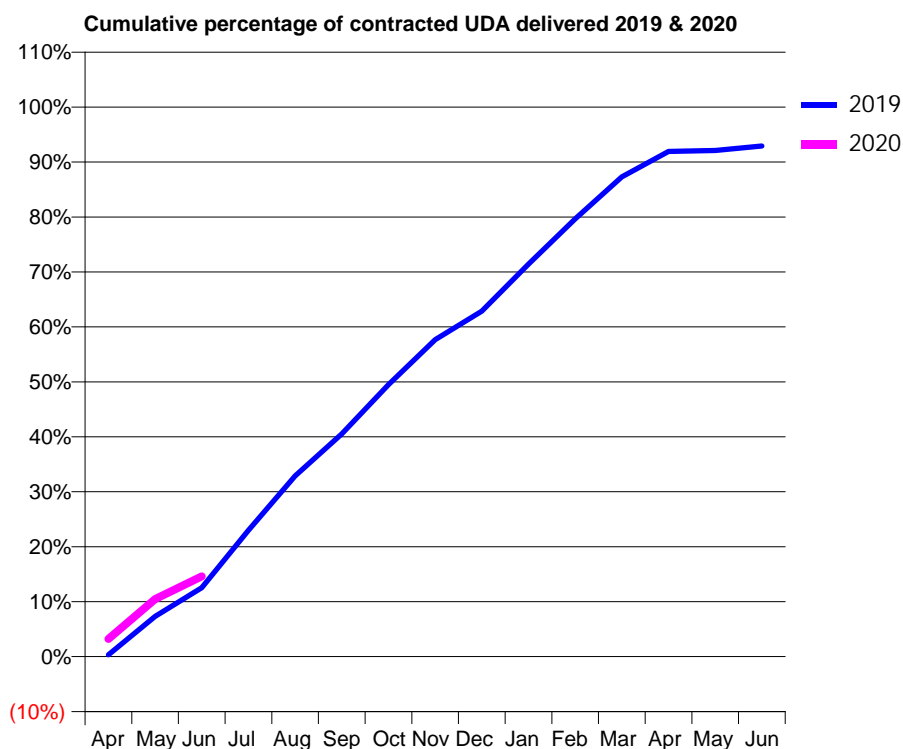
19/20 Contracted general activity (UDA)	13,645
Carry forward general activity (UDA)	0
19/20 Contracted orthodontic activity (UOA)	0
Carry forward orthodontic activity (UOA)	0
Baseline contract value	£318,726.39

ACCESS*

Patients seen in 24 months	Total	Change since previous quarter
Quarter ending June 2018	4,564	
Quarter ending September 2018	4,586	→
Quarter ending December 2018	4,578	→
Quarter ending March 2019	4,660	→
Quarter ending June 2019	4,767	↑
Variance since June 2018	4.4%	↑



ACTIVITY



Month	Adjusted Scheduled Activity (UDA)	
	2019	2020
April	48	439
May	998	1,430
June	1,711	1,991
July	3,136	
August	4,489	
September	5,532	
October	6,753	
November	7,869	
December	8,577	
January	9,747	
February	10,868	
March	11,913	
April	12,544	
May	12,566	
June	12,678	

QUALITY

	Quantity	Base Number	Contract	AT	Region	England
% of FP17s for the same patient ID Re-attending within 3 months - Children	13	325	4.0%	8.9%	10.6%	11.4%
% of FP17s for the same patient ID Re-attending within 3 months - Adults	120	1,273	9.4%	14.9%	15.2%	15.4%
% of FP17s for the same patient ID Re-attending between 3 & 9 months - Children	206	325	63.4%	61.6%	62.3%	59.8%
% of FP17s for the same patient ID Re-attending between 3 & 9 months - Adults	810	1,273	63.6%	52.9%	53.3%	52.1%
% of FP17s for Band 1 Urgent Courses	40	1,197	3.3%	9.3%	9.7%	9.2%
% of FP17s Relating to Free Repair or Replacements	4	1,197	0.3%	0.5%	0.6%	0.7%
% of FP17s Relating to Continuations	24	1,197	2.0%	0.7%	0.8%	0.8%
% of Patients satisfied with the dentistry they have received	3	3	N/A	93.6%	93.4%	93.4%
% of Patients satisfied with the time they had to wait for an appointment	3	3	N/A	89.3%	86.8%	87.6%

* This is based on patients treated on this contract for their most recent course of treatment. Figures in italics indicate the base number of FP17s or Patient Questionnaire responses are less than 100. N/A is shown where the base number of responses is less than 10 during the period. % is calculated as Quantity/Base number*100

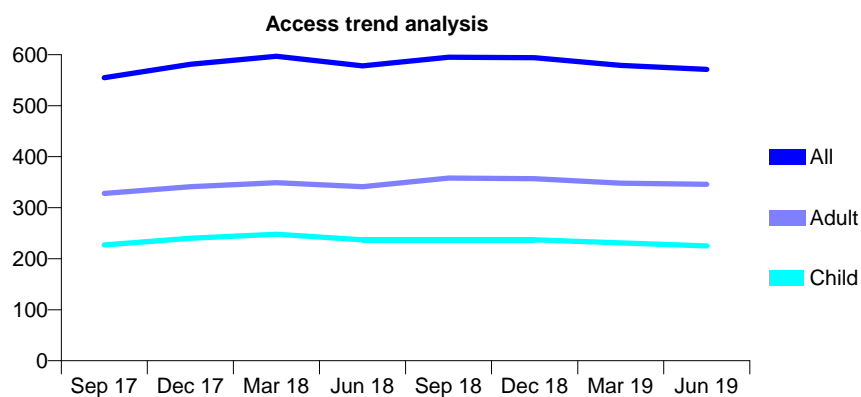
Q68 - Vital Signs At a Glance Contract Report for 929255/0001 - June 2019

Name or company name	MISS SR YOUSEF
Contract type name	GDS Contract
Purpose of contract	General
Contract start date	01/04/2006
Contract end date	

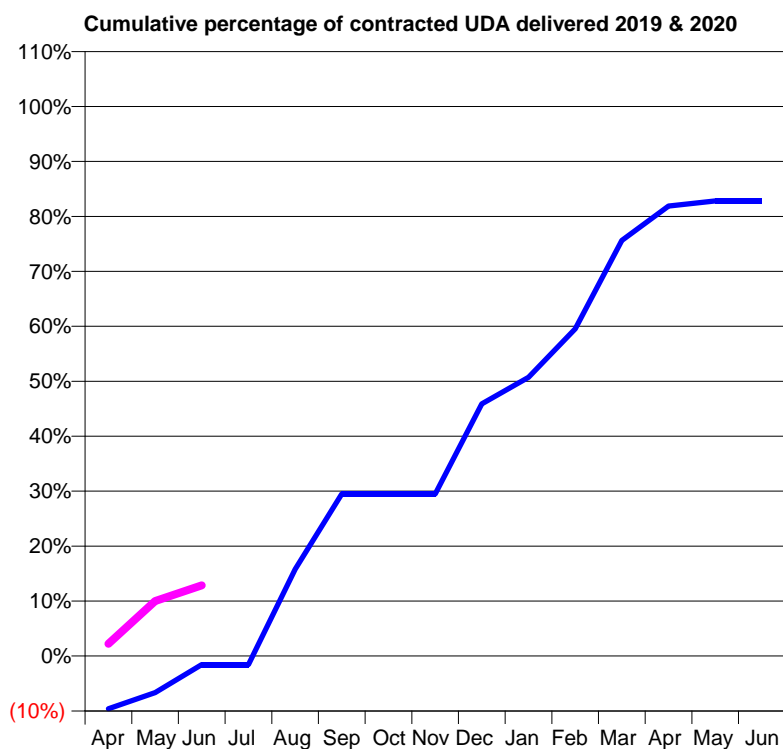
19/20 Contracted general activity (UDA)	1,311
Carry forward general activity (UDA)	0
19/20 Contracted orthodontic activity (UOA)	0
Carry forward orthodontic activity (UOA)	0
Baseline contract value	£30,412.58

ACCESS*

Patients seen in 24 months	Total	Change since previous quarter
Quarter ending June 2018	578	
Quarter ending September 2018	595	↑
Quarter ending December 2018	594	→
Quarter ending March 2019	579	↓
Quarter ending June 2019	571	↓
Variance since June 2018	(1.2%)	↓



ACTIVITY



Month	Adjusted Scheduled Activity (UDA)	
	2019	2020
April	-126	29
May	-88	131
June	-21	168
July	-21	
August	207	
September	387	
October	387	
November	387	
December	602	
January	665	
February	780	
March	991	
April	1,074	
May	1,086	
June	1,086	

QUALITY

	Quantity	Base Number	Contract	AT	Region	England
% of FP17s for the same patient ID Re-attending within 3 months - Children	3	45	6.7%	8.9%	10.6%	11.4%
% of FP17s for the same patient ID Re-attending within 3 months - Adults	9	83	10.8%	14.9%	15.2%	15.4%
% of FP17s for the same patient ID Re-attending between 3 & 9 months - Children	15	45	33.3%	61.6%	62.3%	59.8%
% of FP17s for the same patient ID Re-attending between 3 & 9 months - Adults	39	83	47.0%	52.9%	53.3%	52.1%
% of FP17s for Band 1 Urgent Courses	2	97	2.1%	9.3%	9.7%	9.2%
% of FP17s Relating to Free Repair or Replacements	0	97	0.0%	0.5%	0.6%	0.7%
% of FP17s Relating to Continuations	0	97	0.0%	0.7%	0.8%	0.8%
% of Patients satisfied with the dentistry they have received	0	0	N/A	93.6%	93.4%	93.4%
% of Patients satisfied with the time they had to wait for an appointment	0	0	N/A	89.3%	86.8%	87.6%

* This is based on patients treated on this contract for their most recent course of treatment. Figures in italics indicate the base number of FP17s or Patient Questionnaire responses are less than 100. N/A is shown where the base number of responses is less than 10 during the period. % is calculated as Quantity/Base number*100

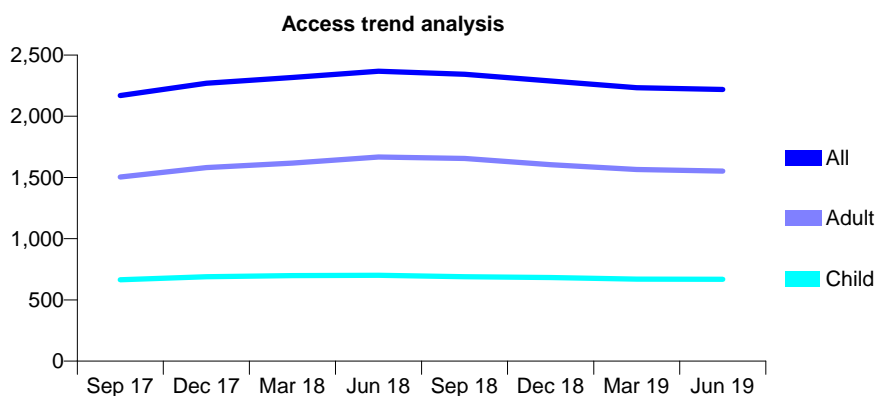
Q68 - Vital Signs At a Glance Contract Report for 931888/0001 - June 2019

Name or company name	MRS JN MASON
Contract type name	GDS Contract
Purpose of contract	General
Contract start date	01/04/2006
Contract end date	

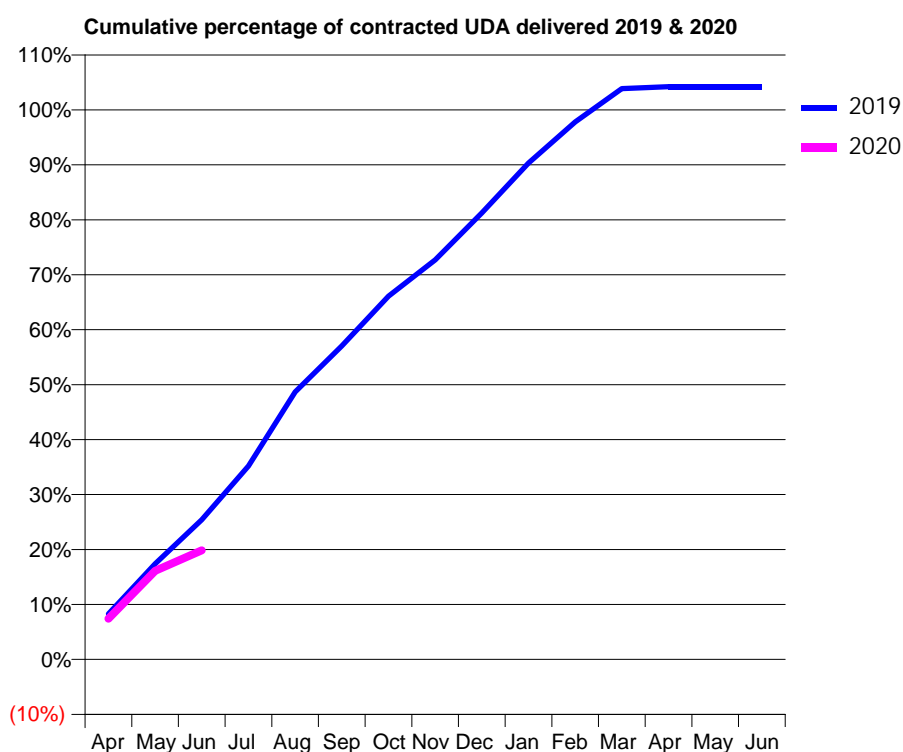
19/20 Contracted general activity (UDA)	4,652
Carry forward general activity (UDA)	0
19/20 Contracted orthodontic activity (UOA)	0
Carry forward orthodontic activity (UOA)	0
Baseline contract value	£111,266.66

ACCESS*

Patients seen in 24 months	Total	Change since previous quarter
Quarter ending June 2018	2,368	
Quarter ending September 2018	2,344	↓
Quarter ending December 2018	2,288	↓
Quarter ending March 2019	2,234	↓
Quarter ending June 2019	2,220	→
Variance since June 2018	(6.3%)	↓



ACTIVITY



Adjusted Scheduled Activity (UDA)		
Month	2019	2020
April	386	345
May	810	750
June	1,182	923
July	1,638	
August	2,264	
September	2,654	
October	3,075	
November	3,383	
December	3,779	
January	4,203	
February	4,550	
March	4,833	
April	4,848	
May	4,848	
June	4,848	

QUALITY

	Quantity	Base Number	Contract	AT	Region	England
% of FP17s for the same patient ID Re-attending within 3 months - Children	10	247	4.0%	8.9%	10.6%	11.4%
% of FP17s for the same patient ID Re-attending within 3 months - Adults	63	496	12.7%	14.9%	15.2%	15.4%
% of FP17s for the same patient ID Re-attending between 3 & 9 months - Children	175	247	70.9%	61.6%	62.3%	59.8%
% of FP17s for the same patient ID Re-attending between 3 & 9 months - Adults	323	496	65.1%	52.9%	53.3%	52.1%
% of FP17s for Band 1 Urgent Courses	17	563	3.0%	9.3%	9.7%	9.2%
% of FP17s Relating to Free Repair or Replacements	7	563	1.2%	0.5%	0.6%	0.7%
% of FP17s Relating to Continuations	11	563	2.0%	0.7%	0.8%	0.8%
% of Patients satisfied with the dentistry they have received	0	0	N/A	93.6%	93.4%	93.4%
% of Patients satisfied with the time they had to wait for an appointment	0	0	N/A	89.3%	86.8%	87.6%

* This is based on patients treated on this contract for their most recent course of treatment. Figures in italics indicate the base number of FP17s or Patient Questionnaire responses are less than 100. N/A is shown where the base number of responses is less than 10 during the period. % is calculated as Quantity/Base number*100

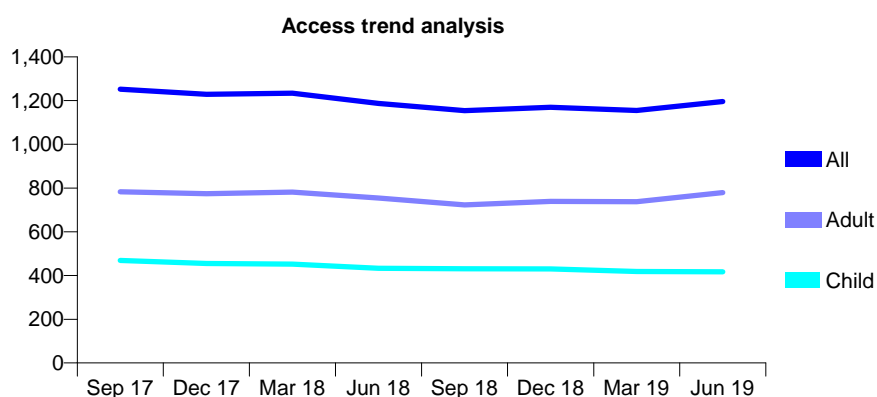
Q68 - Vital Signs At a Glance Contract Report for 932515/0003 - June 2019

Name or company name	Church Road Dental Practice
Contract type name	GDS Contract
Purpose of contract	General
Contract start date	01/04/2006
Contract end date	

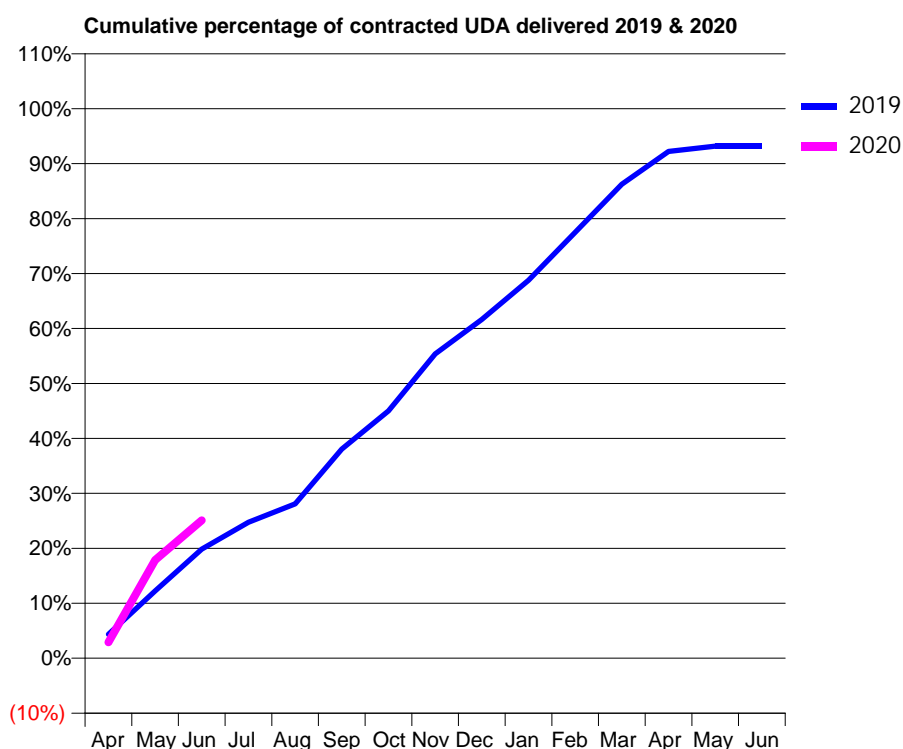
19/20 Contracted general activity (UDA)	3,568
Carry forward general activity (UDA)	0
19/20 Contracted orthodontic activity (UOA)	0
Carry forward orthodontic activity (UOA)	0
Baseline contract value	£110,565.26

ACCESS*

Patients seen in 24 months	Total	Change since previous quarter
Quarter ending June 2018	1,187	
Quarter ending September 2018	1,154	↓
Quarter ending December 2018	1,169	→
Quarter ending March 2019	1,155	↓
Quarter ending June 2019	1,196	↑
Variance since June 2018	0.8%	→



ACTIVITY



Month	2019	2020
April	155	104
May	437	638
June	707	895
July	882	
August	1,003	
September	1,358	
October	1,605	
November	1,976	
December	2,199	
January	2,454	
February	2,766	
March	3,076	
April	3,290	
May	3,324	
June	3,324	

QUALITY

	Quantity	Base Number	Contract	AT	Region	England
% of FP17s for the same patient ID Re-attending within 3 months - Children	11	172	6.4%	8.9%	10.6%	11.4%
% of FP17s for the same patient ID Re-attending within 3 months - Adults	46	297	15.5%	14.9%	15.2%	15.4%
% of FP17s for the same patient ID Re-attending between 3 & 9 months - Children	49	172	28.5%	61.6%	62.3%	59.8%
% of FP17s for the same patient ID Re-attending between 3 & 9 months - Adults	68	297	22.9%	52.9%	53.3%	52.1%
% of FP17s for Band 1 Urgent Courses	27	380	7.1%	9.3%	9.7%	9.2%
% of FP17s Relating to Free Repair or Replacements	0	380	0.0%	0.5%	0.6%	0.7%
% of FP17s Relating to Continuations	7	380	1.8%	0.7%	0.8%	0.8%
% of Patients satisfied with the dentistry they have received	1	1	N/A	93.6%	93.4%	93.4%
% of Patients satisfied with the time they had to wait for an appointment	1	1	N/A	89.3%	86.8%	87.6%

* This is based on patients treated on this contract for their most recent course of treatment.

Figures in italics indicate the base number of FP17s or Patient Questionnaire responses are less than 100. N/A is shown where the base number of responses is less than 10 during the period. % is calculated as Quantity/Base number*100

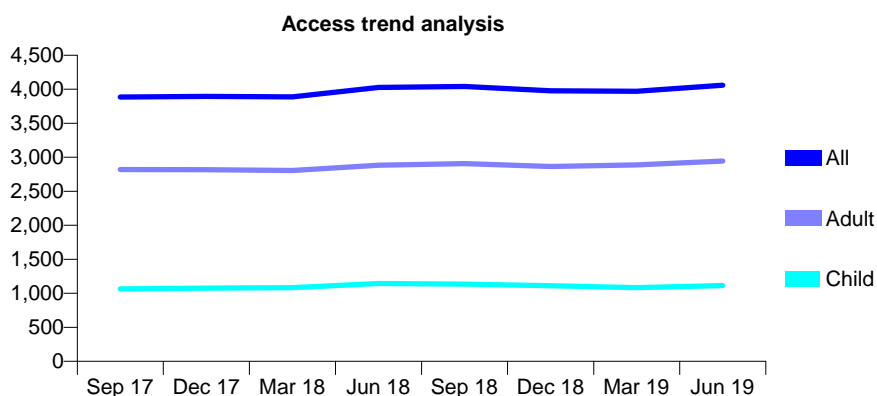
Q68 - Vital Signs At a Glance Contract Report for 932752/0003 - June 2019

Name or company name	MRS A CASTELLHEIM GHAREH
Contract type name	GDS Contract
Purpose of contract	General
Contract start date	01/01/2008
Contract end date	

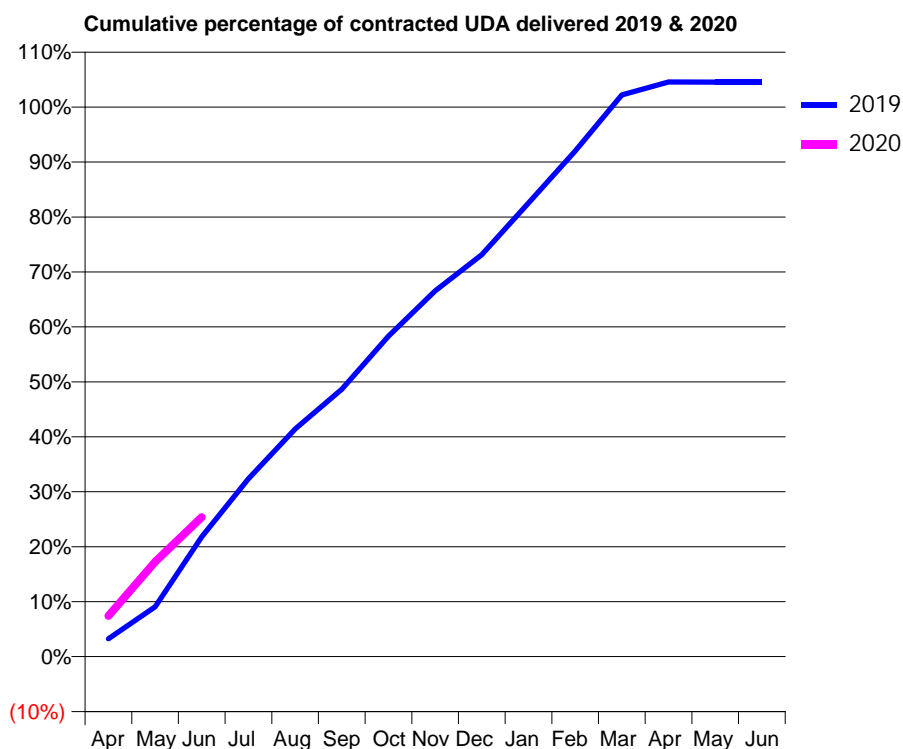
19/20 Contracted general activity (UDA)	10,670
Carry forward general activity (UDA)	0
19/20 Contracted orthodontic activity (UOA)	0
Carry forward orthodontic activity (UOA)	0
Baseline contract value	£311,471.26

ACCESS*

Patients seen in 24 months	Total	Change since previous quarter
Quarter ending June 2018	4,027	
Quarter ending September 2018	4,042	→
Quarter ending December 2018	3,978	↓
Quarter ending March 2019	3,972	→
Quarter ending June 2019	4,059	↑
Variance since June 2018	0.8%	→



ACTIVITY



Month	Adjusted Scheduled Activity (UDA)	
	2019	2020
April	347	790
May	971	1,843
June	2,327	2,709
July	3,456	
August	4,421	
September	5,189	
October	6,224	
November	7,100	
December	7,805	
January	8,809	
February	9,817	
March	10,906	
April	11,155	
May	11,153	
June	11,153	

QUALITY

	Quantity	Base Number	Contract	AT	Region	England
% of FP17s for the same patient ID Re-attending within 3 months - Children	22	445	4.9%	8.9%	10.6%	11.4%
% of FP17s for the same patient ID Re-attending within 3 months - Adults	71	924	7.7%	14.9%	15.2%	15.4%
% of FP17s for the same patient ID Re-attending between 3 & 9 months - Children	268	445	60.2%	61.6%	62.3%	59.8%
% of FP17s for the same patient ID Re-attending between 3 & 9 months - Adults	524	924	56.7%	52.9%	53.3%	52.1%
% of FP17s for Band 1 Urgent Courses	55	1,252	4.4%	9.3%	9.7%	9.2%
% of FP17s Relating to Free Repair or Replacements	0	1,252	0.0%	0.5%	0.6%	0.7%
% of FP17s Relating to Continuations	0	1,252	0.0%	0.7%	0.8%	0.8%
% of Patients satisfied with the dentistry they have received	2	2	N/A	93.6%	93.4%	93.4%
% of Patients satisfied with the time they had to wait for an appointment	2	2	N/A	89.3%	86.8%	87.6%

* This is based on patients treated on this contract for their most recent course of treatment. Figures in italics indicate the base number of FP17s or Patient Questionnaire responses are less than 100. N/A is shown where the base number of responses is less than 10 during the period. % is calculated as Quantity/Base number*100

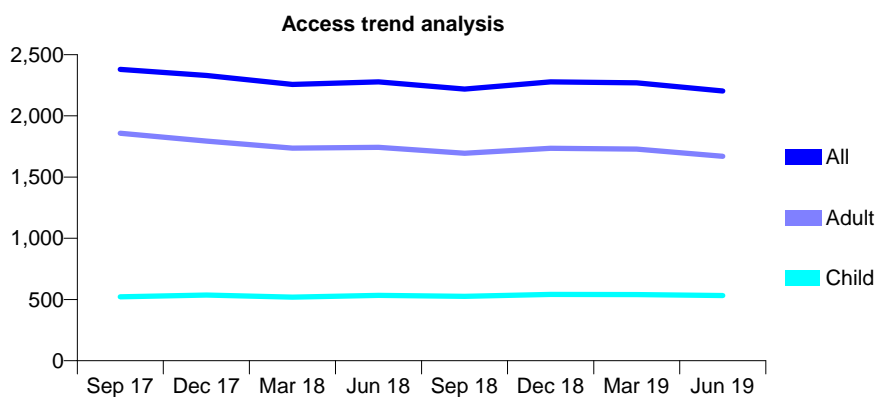
Q68 - Vital Signs At a Glance Contract Report for 934941/0002 - June 2019

Name or company name	MISS M JADIDI
Contract type name	GDS Contract
Purpose of contract	General
Contract start date	01/04/2006
Contract end date	

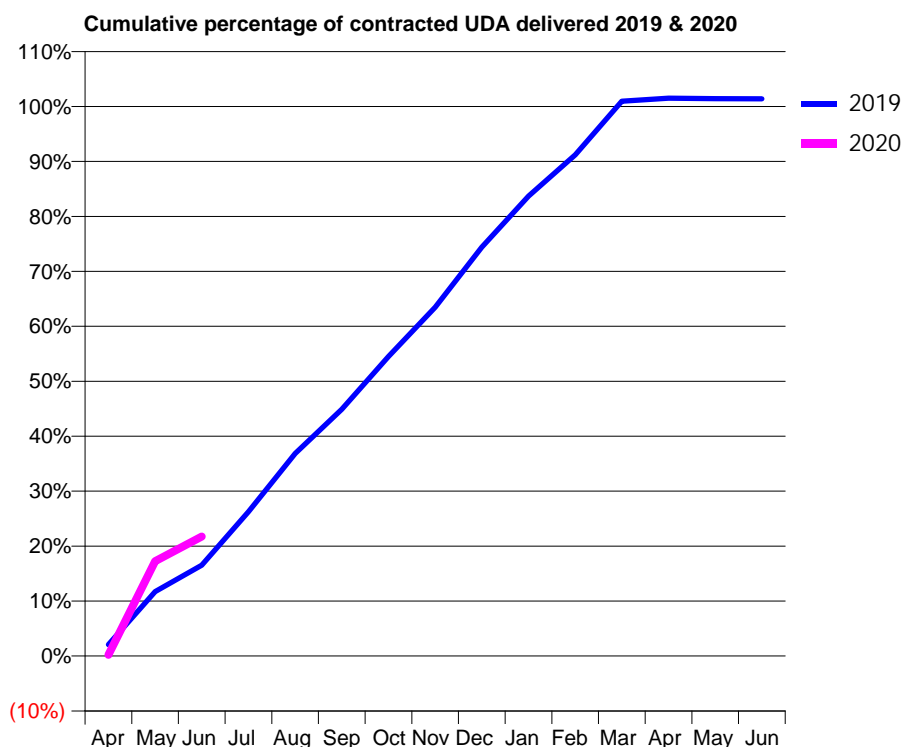
19/20 Contracted general activity (UDA)	5,290
Carry forward general activity (UDA)	0
19/20 Contracted orthodontic activity (UOA)	0
Carry forward orthodontic activity (UOA)	0
Baseline contract value	£132,278.85

ACCESS*

Patients seen in 24 months	Total	Change since previous quarter
Quarter ending June 2018	2,278	
Quarter ending September 2018	2,220	↓
Quarter ending December 2018	2,278	↑
Quarter ending March 2019	2,270	→
Quarter ending June 2019	2,203	↓
Variance since June 2018	(3.3%)	↓



ACTIVITY



Month	Adjusted Scheduled Activity (UDA)	
	2019	2020
April	111	12
May	621	914
June	875	1,150
July	1,389	
August	1,949	
September	2,375	
October	2,883	
November	3,357	
December	3,935	
January	4,427	
February	4,824	
March	5,341	
April	5,370	
May	5,365	
June	5,364	

QUALITY

	Quantity	Base Number	Contract	AT	Region	England
% of FP17s for the same patient ID Re-attending within 3 months - Children	2	168	1.2%	8.9%	10.6%	11.4%
% of FP17s for the same patient ID Re-attending within 3 months - Adults	41	506	8.1%	14.9%	15.2%	15.4%
% of FP17s for the same patient ID Re-attending between 3 & 9 months - Children	115	168	68.5%	61.6%	62.3%	59.8%
% of FP17s for the same patient ID Re-attending between 3 & 9 months - Adults	319	506	63.0%	52.9%	53.3%	52.1%
% of FP17s for Band 1 Urgent Courses	35	643	5.4%	9.3%	9.7%	9.2%
% of FP17s Relating to Free Repair or Replacements	1	643	0.2%	0.5%	0.6%	0.7%
% of FP17s Relating to Continuations	0	643	0.0%	0.7%	0.8%	0.8%
% of Patients satisfied with the dentistry they have received	1	1	N/A	93.6%	93.4%	93.4%
% of Patients satisfied with the time they had to wait for an appointment	1	1	N/A	89.3%	86.8%	87.6%

* This is based on patients treated on this contract for their most recent course of treatment. Figures in italics indicate the base number of FP17s or Patient Questionnaire responses are less than 100. N/A is shown where the base number of responses is less than 10 during the period. % is calculated as Quantity/Base number*100

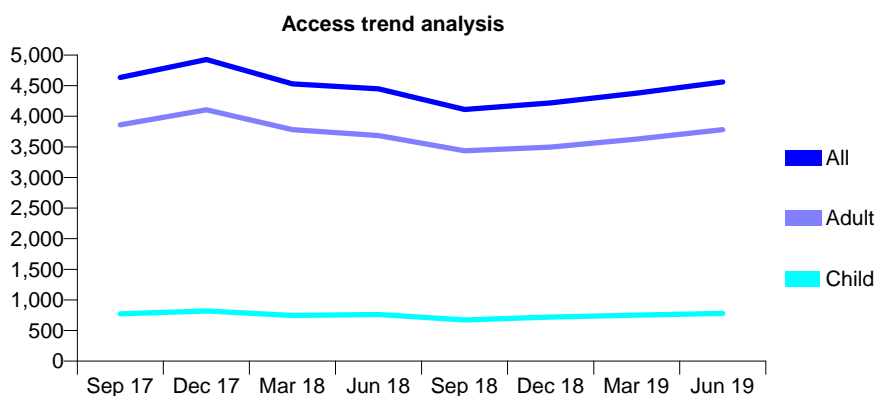
Q68 - Vital Signs At a Glance Contract Report for 937479/0001 - June 2019

Name or company name	Mr A Pitchforth and Miss M Elalami
Contract type name	GDS Contract
Purpose of contract	General
Contract start date	01/04/2006
Contract end date	

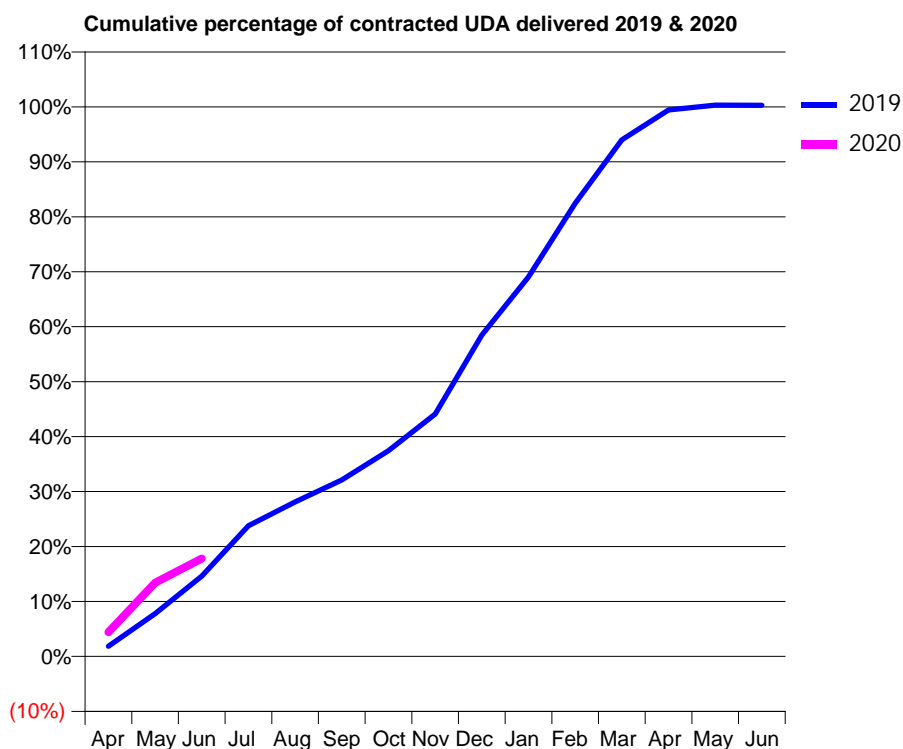
19/20 Contracted general activity (UDA)	12,952
Carry forward general activity (UDA)	0
19/20 Contracted orthodontic activity (UOA)	0
Carry forward orthodontic activity (UOA)	0
Baseline contract value	£312,969.91

ACCESS*

Patients seen in 24 months	Total	Change since previous quarter
Quarter ending June 2018	4,448	
Quarter ending September 2018	4,109	↓
Quarter ending December 2018	4,218	↑
Quarter ending March 2019	4,378	↑
Quarter ending June 2019	4,562	↑
Variance since June 2018	2.6%	↑



ACTIVITY



Month	2019	2020
April	194	572
May	815	1,738
June	1,525	2,309
July	2,487	
August	2,938	
September	3,357	
October	3,913	
November	4,610	
December	6,113	
January	7,219	
February	8,617	
March	9,825	
April	10,394	
May	10,484	
June	10,483	

QUALITY

	Quantity	Base Number	Contract	AT	Region	England
% of FP17s for the same patient ID Re-attending within 3 months - Children	12	248	4.8%	8.9%	10.6%	11.4%
% of FP17s for the same patient ID Re-attending within 3 months - Adults	121	1,130	10.7%	14.9%	15.2%	15.4%
% of FP17s for the same patient ID Re-attending between 3 & 9 months - Children	155	248	62.5%	61.6%	62.3%	59.8%
% of FP17s for the same patient ID Re-attending between 3 & 9 months - Adults	419	1,130	37.1%	52.9%	53.3%	52.1%
% of FP17s for Band 1 Urgent Courses	93	1,067	8.7%	9.3%	9.7%	9.2%
% of FP17s Relating to Free Repair or Replacements	1	1,067	0.1%	0.5%	0.6%	0.7%
% of FP17s Relating to Continuations	3	1,067	0.3%	0.7%	0.8%	0.8%
% of Patients satisfied with the dentistry they have received	10	12	83.3%	93.6%	93.4%	93.4%
% of Patients satisfied with the time they had to wait for an appointment	11	12	91.7%	89.3%	86.8%	87.6%

* This is based on patients treated on this contract for their most recent course of treatment. Figures in italics indicate the base number of FP17s or Patient Questionnaire responses are less than 100. N/A is shown where the base number of responses is less than 10 during the period. % is calculated as Quantity/Base number*100

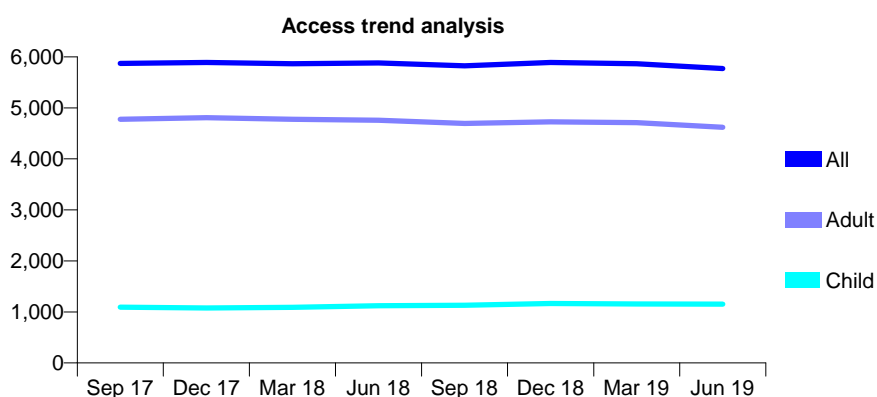
Q68 - Vital Signs At a Glance Contract Report for 937479/0003 - June 2019

Name or company name	Springfield Road Dental Surgery
Contract type name	GDS Contract
Purpose of contract	General
Contract start date	01/04/2006
Contract end date	

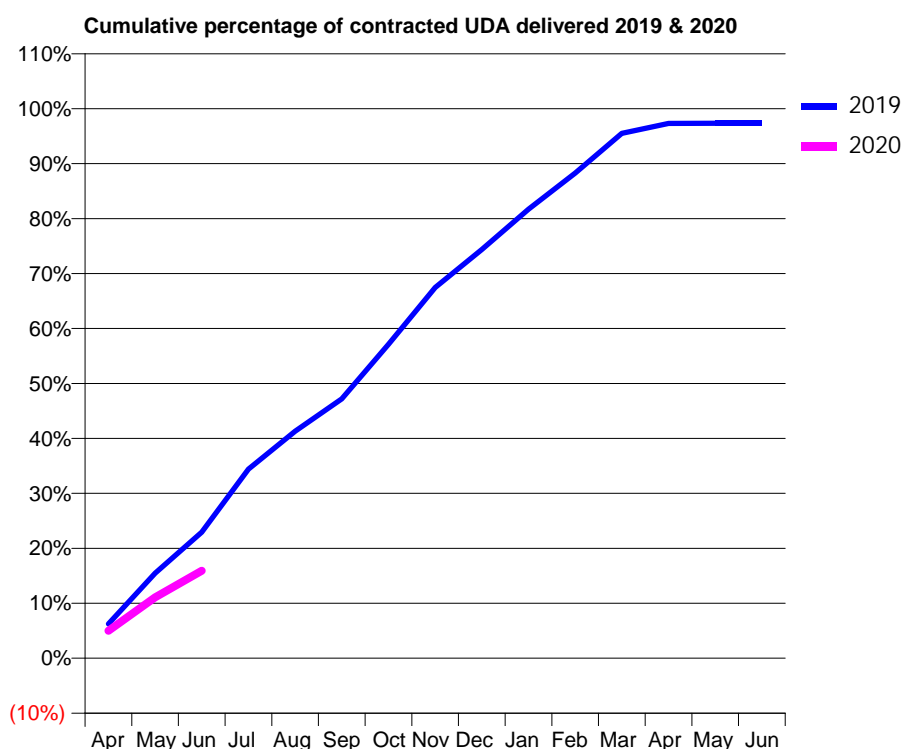
19/20 Contracted general activity (UDA)	19,978
Carry forward general activity (UDA)	0
19/20 Contracted orthodontic activity (UOA)	0
Carry forward orthodontic activity (UOA)	0
Baseline contract value	£487,774.65

ACCESS*

Patients seen in 24 months	Total	Change since previous quarter
Quarter ending June 2018	5,881	
Quarter ending September 2018	5,824	→
Quarter ending December 2018	5,892	→
Quarter ending March 2019	5,866	→
Quarter ending June 2019	5,772	↓
Variance since June 2018	(1.9%)	↓



ACTIVITY



Month	2019	2020
April	1,248	999
May	3,094	2,215
June	4,583	3,183
July	6,876	
August	8,252	
September	9,425	
October	11,408	
November	13,475	
December	14,858	
January	16,320	
February	17,635	
March	19,078	
April	19,443	
May	19,446	
June	19,446	

QUALITY

	Quantity	Base Number	Contract	AT	Region	England
% of FP17s for the same patient ID Re-attending within 3 months - Children	16	375	4.3%	8.9%	10.6%	11.4%
% of FP17s for the same patient ID Re-attending within 3 months - Adults	173	1,170	14.8%	14.9%	15.2%	15.4%
% of FP17s for the same patient ID Re-attending between 3 & 9 months - Children	250	375	66.7%	61.6%	62.3%	59.8%
% of FP17s for the same patient ID Re-attending between 3 & 9 months - Adults	652	1,170	55.7%	52.9%	53.3%	52.1%
% of FP17s for Band 1 Urgent Courses	153	1,405	10.9%	9.3%	9.7%	9.2%
% of FP17s Relating to Free Repair or Replacements	12	1,405	0.9%	0.5%	0.6%	0.7%
% of FP17s Relating to Continuations	10	1,405	0.7%	0.7%	0.8%	0.8%
% of Patients satisfied with the dentistry they have received	0	0	N/A	93.6%	93.4%	93.4%
% of Patients satisfied with the time they had to wait for an appointment	0	0	N/A	89.3%	86.8%	87.6%

* This is based on patients treated on this contract for their most recent course of treatment.

Figures in italics indicate the base number of FP17s or Patient Questionnaire responses are less than 100. N/A is shown where the base number of responses is less than 10 during the period. % is calculated as Quantity/Base number*100

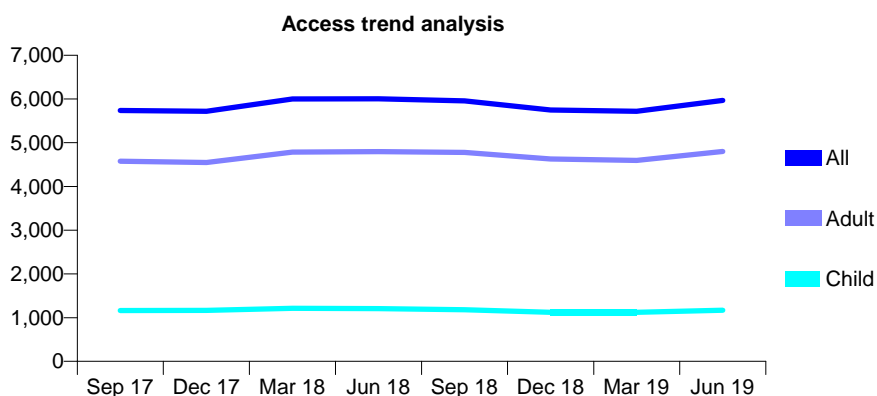
Q68 - Vital Signs At a Glance Contract Report for 939730/0001 - June 2019

Name or company name	Montpelier Dental Care
Contract type name	GDS Contract
Purpose of contract	General
Contract start date	01/04/2006
Contract end date	

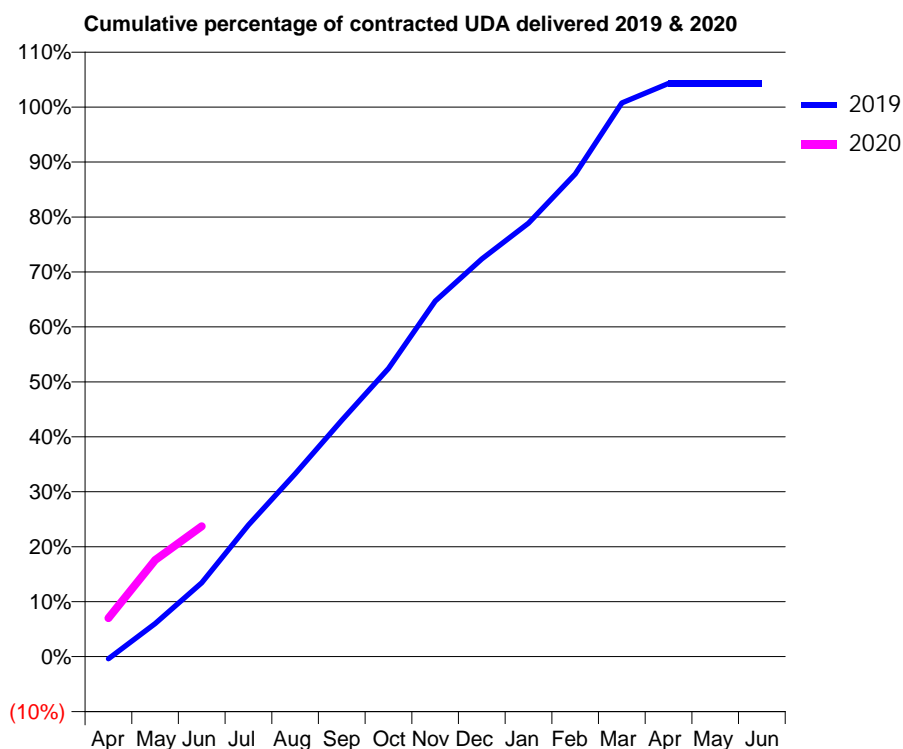
19/20 Contracted general activity (UDA)	16,305
Carry forward general activity (UDA)	0
19/20 Contracted orthodontic activity (UOA)	0
Carry forward orthodontic activity (UOA)	0
Baseline contract value	£449,011.99

ACCESS*

Patients seen in 24 months	Total	Change since previous quarter
Quarter ending June 2018	6,003	
Quarter ending September 2018	5,958	→
Quarter ending December 2018	5,748	↓
Quarter ending March 2019	5,718	→
Quarter ending June 2019	5,967	↑
Variance since June 2018	(0.6%)	→



ACTIVITY



Month	Adjusted Scheduled Activity (UDA)	
	2019	2020
April	-71	1,141
May	979	2,867
June	2,190	3,868
July	3,908	
August	5,428	
September	7,014	
October	8,550	
November	10,550	
December	11,798	
January	12,860	
February	14,318	
March	16,425	
April	17,004	
May	17,005	
June	17,006	

QUALITY

	Quantity	Base Number	Contract	AT	Region	England
% of FP17s for the same patient ID Re-attending within 3 months - Children	42	378	11.1%	8.9%	10.6%	11.4%
% of FP17s for the same patient ID Re-attending within 3 months - Adults	206	1,374	15.0%	14.9%	15.2%	15.4%
% of FP17s for the same patient ID Re-attending between 3 & 9 months - Children	152	378	40.2%	61.6%	62.3%	59.8%
% of FP17s for the same patient ID Re-attending between 3 & 9 months - Adults	435	1,374	31.7%	52.9%	53.3%	52.1%
% of FP17s for Band 1 Urgent Courses	223	1,547	14.4%	9.3%	9.7%	9.2%
% of FP17s Relating to Free Repair or Replacements	3	1,547	0.2%	0.5%	0.6%	0.7%
% of FP17s Relating to Continuations	25	1,547	1.6%	0.7%	0.8%	0.8%
% of Patients satisfied with the dentistry they have received	0	1	N/A	93.6%	93.4%	93.4%
% of Patients satisfied with the time they had to wait for an appointment	0	1	N/A	89.3%	86.8%	87.6%

* This is based on patients treated on this contract for their most recent course of treatment. Figures in italics indicate the base number of FP17s or Patient Questionnaire responses are less than 100. N/A is shown where the base number of responses is less than 10 during the period. % is calculated as Quantity/Base number*100

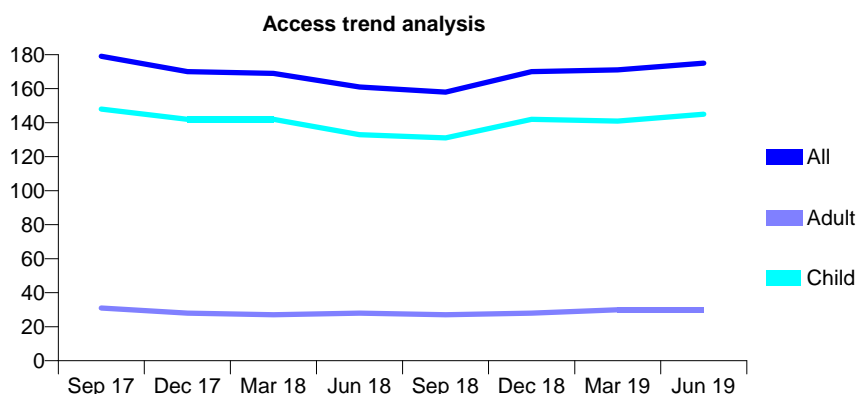
Q68 - Vital Signs At a Glance Contract Report for 940720/0001 - June 2019

Name or company name	MR CR GOVES
Contract type name	GDS Contract
Purpose of contract	General
Contract start date	01/04/2006
Contract end date	

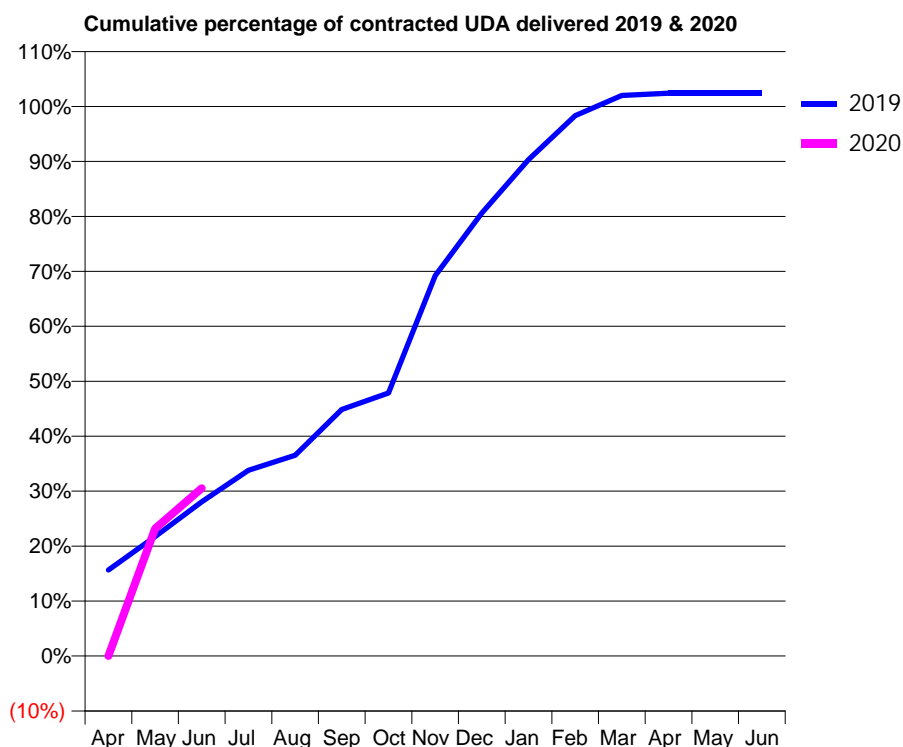
19/20 Contracted general activity (UDA)	300
Carry forward general activity (UDA)	0
19/20 Contracted orthodontic activity (UOA)	0
Carry forward orthodontic activity (UOA)	0
Baseline contract value	£6,918.11

ACCESS*

Patients seen in 24 months	Total	Change since previous quarter
Quarter ending June 2018	161	
Quarter ending September 2018	158	↓
Quarter ending December 2018	170	↑
Quarter ending March 2019	171	→
Quarter ending June 2019	175	↑
Variance since June 2018	8.7%	↑



ACTIVITY



Month	Adjusted Scheduled Activity (UDA)	
	2019	2020
April	47	0
May	65	70
June	84	92
July	101	
August	110	
September	135	
October	144	
November	208	
December	242	
January	271	
February	295	
March	306	
April	307	
May	307	
June	307	

QUALITY

	Quantity	Base Number	Contract	AT	Region	England
% of FP17s for the same patient ID Re-attending within 3 months - Children	4	66	6.1%	8.9%	10.6%	11.4%
% of FP17s for the same patient ID Re-attending within 3 months - Adults	0	0	N/A	14.9%	15.2%	15.4%
% of FP17s for the same patient ID Re-attending between 3 & 9 months - Children	49	66	74.2%	61.6%	62.3%	59.8%
% of FP17s for the same patient ID Re-attending between 3 & 9 months - Adults	0	0	N/A	52.9%	53.3%	52.1%
% of FP17s for Band 1 Urgent Courses	3	65	4.6%	9.3%	9.7%	9.2%
% of FP17s Relating to Free Repair or Replacements	0	65	0.0%	0.5%	0.6%	0.7%
% of FP17s Relating to Continuations	0	65	0.0%	0.7%	0.8%	0.8%
% of Patients satisfied with the dentistry they have received	0	0	N/A	93.6%	93.4%	93.4%
% of Patients satisfied with the time they had to wait for an appointment	0	0	N/A	89.3%	86.8%	87.6%

* This is based on patients treated on this contract for their most recent course of treatment. Figures in italics indicate the base number of FP17s or Patient Questionnaire responses are less than 100. N/A is shown where the base number of responses is less than 10 during the period. % is calculated as Quantity/Base number*100

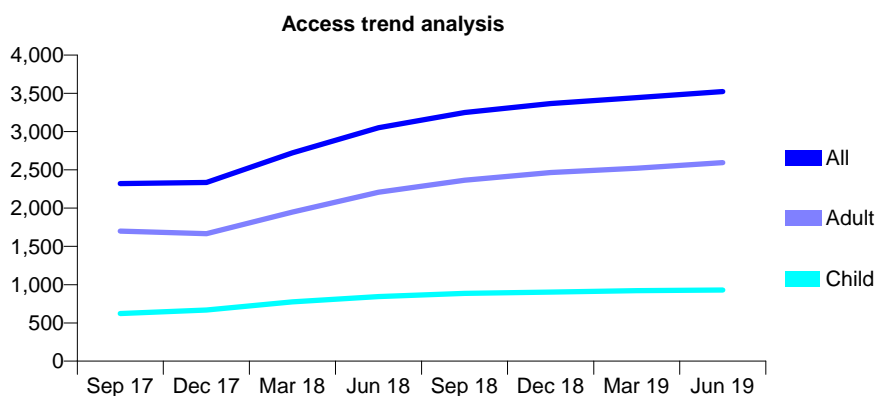
Q68 - Vital Signs At a Glance Contract Report for 941719/0001 - June 2019

Name or company name	MISS F SHAMELI
Contract type name	GDS Contract
Purpose of contract	General
Contract start date	01/04/2006
Contract end date	

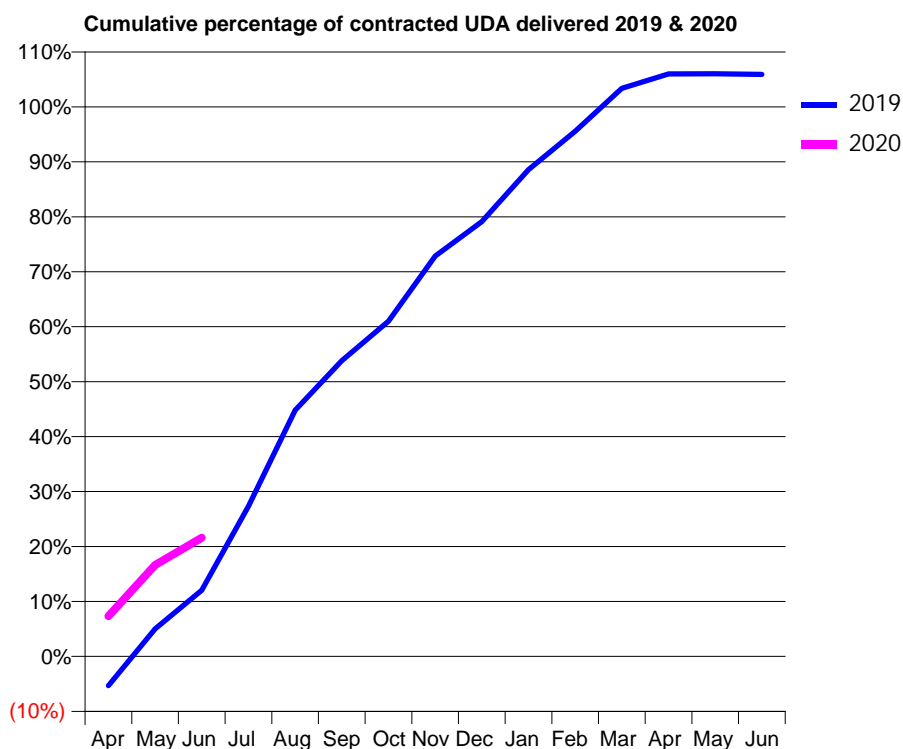
19/20 Contracted general activity (UDA)	7,000
Carry forward general activity (UDA)	0
19/20 Contracted orthodontic activity (UOA)	0
Carry forward orthodontic activity (UOA)	0
Baseline contract value	£170,994.67

ACCESS*

Patients seen in 24 months	Total	Change since previous quarter
Quarter ending June 2018	3,051	
Quarter ending September 2018	3,250	↑
Quarter ending December 2018	3,367	↑
Quarter ending March 2019	3,444	↑
Quarter ending June 2019	3,523	↑
Variance since June 2018	15.5%	↑



ACTIVITY



Month	Adjusted Scheduled Activity (UDA)	
	2019	2020
April	-374	511
May	353	1,164
June	843	1,511
July	1,914	
August	3,137	
September	3,767	
October	4,269	
November	5,100	
December	5,538	
January	6,199	
February	6,690	
March	7,236	
April	7,420	
May	7,421	
June	7,413	

QUALITY

	Quantity	Base Number	Contract	AT	Region	England
% of FP17s for the same patient ID Re-attending within 3 months - Children	10	230	4.3%	8.9%	10.6%	11.4%
% of FP17s for the same patient ID Re-attending within 3 months - Adults	55	622	8.8%	14.9%	15.2%	15.4%
% of FP17s for the same patient ID Re-attending between 3 & 9 months - Children	118	230	51.3%	61.6%	62.3%	59.8%
% of FP17s for the same patient ID Re-attending between 3 & 9 months - Adults	277	622	44.5%	52.9%	53.3%	52.1%
% of FP17s for Band 1 Urgent Courses	72	751	9.6%	9.3%	9.7%	9.2%
% of FP17s Relating to Free Repair or Replacements	6	751	0.8%	0.5%	0.6%	0.7%
% of FP17s Relating to Continuations	4	751	0.5%	0.7%	0.8%	0.8%
% of Patients satisfied with the dentistry they have received	0	0	N/A	93.6%	93.4%	93.4%
% of Patients satisfied with the time they had to wait for an appointment	0	0	N/A	89.3%	86.8%	87.6%

* This is based on patients treated on this contract for their most recent course of treatment.

Figures in italics indicate the base number of FP17s or Patient Questionnaire responses are less than 100. N/A is shown where the base number of responses is less than 10 during the period. % is calculated as Quantity/Base number*100

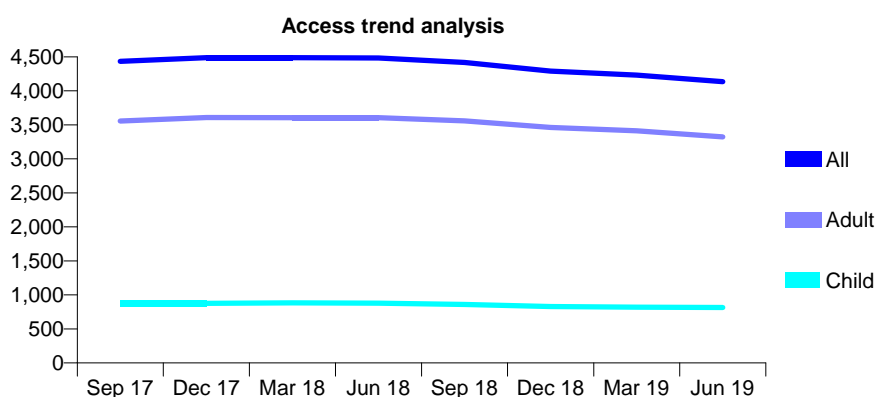
Q68 - Vital Signs At a Glance Contract Report for 941964/0001 - June 2019

Name or company name	MR C OUALI
Contract type name	GDS Contract
Purpose of contract	General
Contract start date	17/06/2011
Contract end date	

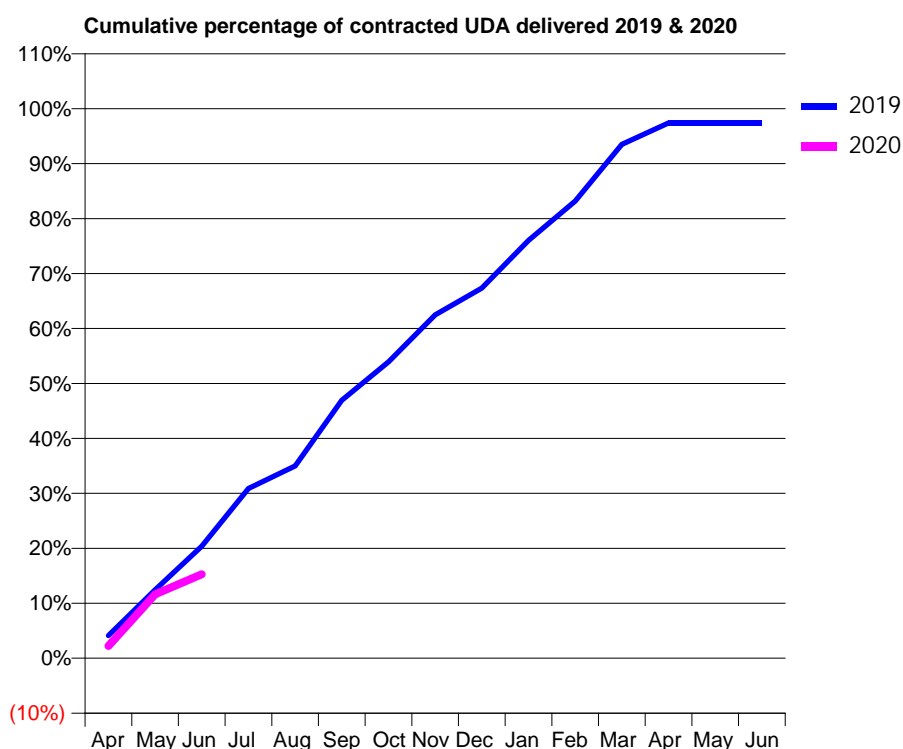
19/20 Contracted general activity (UDA)	13,410
Carry forward general activity (UDA)	0
19/20 Contracted orthodontic activity (UOA)	0
Carry forward orthodontic activity (UOA)	0
Baseline contract value	£372,928.06

ACCESS*

Patients seen in 24 months	Total	Change since previous quarter
Quarter ending June 2018	4,483	
Quarter ending September 2018	4,418	↓
Quarter ending December 2018	4,291	↓
Quarter ending March 2019	4,232	↓
Quarter ending June 2019	4,137	↓
Variance since June 2018	(7.7%)	↓



ACTIVITY



Month	2019	2020
April	552	297
May	1,670	1,560
June	2,731	2,047
July	4,140	
August	4,696	
September	6,294	
October	7,228	
November	8,379	
December	9,031	
January	10,194	
February	11,157	
March	12,536	
April	13,061	
May	13,061	
June	13,061	

QUALITY

	Quantity	Base Number	Contract	AT	Region	England
% of FP17s for the same patient ID Re-attending within 3 months - Children	20	311	6.4%	8.9%	10.6%	11.4%
% of FP17s for the same patient ID Re-attending within 3 months - Adults	165	1,158	14.2%	14.9%	15.2%	15.4%
% of FP17s for the same patient ID Re-attending between 3 & 9 months - Children	199	311	64.0%	61.6%	62.3%	59.8%
% of FP17s for the same patient ID Re-attending between 3 & 9 months - Adults	725	1,158	62.6%	52.9%	53.3%	52.1%
% of FP17s for Band 1 Urgent Courses	71	1,222	5.8%	9.3%	9.7%	9.2%
% of FP17s Relating to Free Repair or Replacements	9	1,222	0.7%	0.5%	0.6%	0.7%
% of FP17s Relating to Continuations	0	1,222	0.0%	0.7%	0.8%	0.8%
% of Patients satisfied with the dentistry they have received	1	1	N/A	93.6%	93.4%	93.4%
% of Patients satisfied with the time they had to wait for an appointment	1	1	N/A	89.3%	86.8%	87.6%

* This is based on patients treated on this contract for their most recent course of treatment.

Figures in italics indicate the base number of FP17s or Patient Questionnaire responses are less than 100. N/A is shown where the base number of responses is less than 10 during the period. % is calculated as Quantity/Base number*100

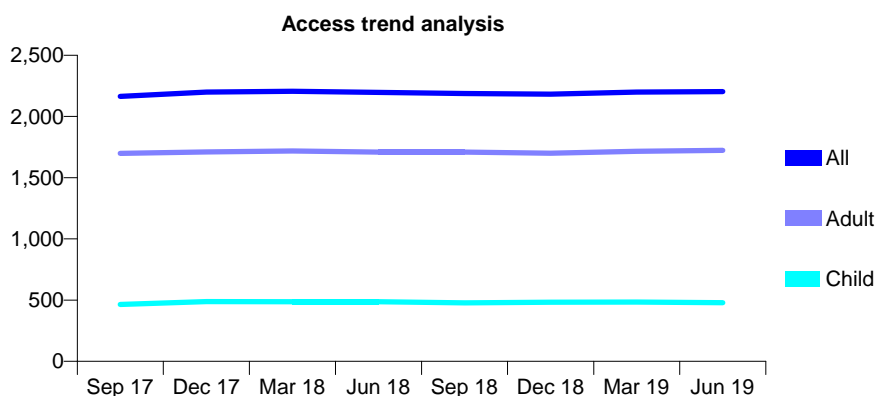
Q68 - Vital Signs At a Glance Contract Report for 946273/0001 - June 2019

Name or company name	MR M GHOLAMI
Contract type name	GDS Contract
Purpose of contract	General
Contract start date	01/04/2006
Contract end date	

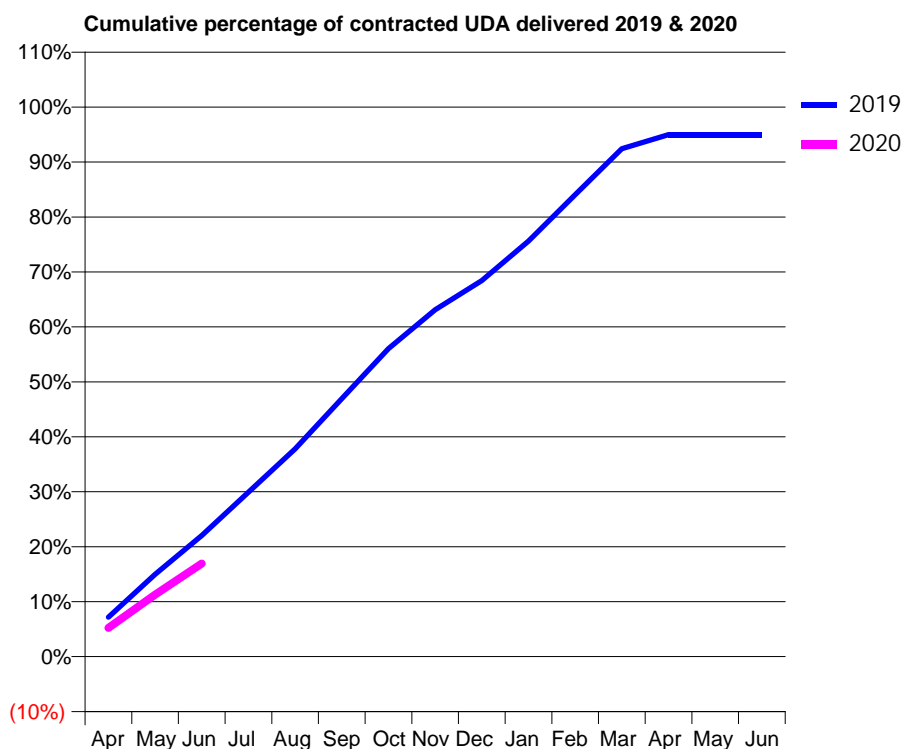
19/20 Contracted general activity (UDA)	9,495
Carry forward general activity (UDA)	0
19/20 Contracted orthodontic activity (UOA)	0
Carry forward orthodontic activity (UOA)	0
Baseline contract value	£262,459.95

ACCESS*

Patients seen in 24 months	Total	Change since previous quarter
Quarter ending June 2018	2,197	
Quarter ending September 2018	2,188	→
Quarter ending December 2018	2,183	→
Quarter ending March 2019	2,200	→
Quarter ending June 2019	2,203	→
Variance since June 2018	0.3%	→



ACTIVITY



Month	Adjusted Scheduled Activity (UDA)	
	2019	2020
April	681	497
May	1,422	1,073
June	2,093	1,610
July	2,843	
August	3,590	
September	4,457	
October	5,322	
November	5,995	
December	6,495	
January	7,180	
February	7,983	
March	8,775	
April	9,020	
May	9,020	
June	9,020	

QUALITY

	Quantity	Base Number	Contract	AT	Region	England
% of FP17s for the same patient ID Re-attending within 3 months - Children	6	166	3.6%	8.9%	10.6%	11.4%
% of FP17s for the same patient ID Re-attending within 3 months - Adults	86	674	12.8%	14.9%	15.2%	15.4%
% of FP17s for the same patient ID Re-attending between 3 & 9 months - Children	111	166	66.9%	61.6%	62.3%	59.8%
% of FP17s for the same patient ID Re-attending between 3 & 9 months - Adults	468	674	69.4%	52.9%	53.3%	52.1%
% of FP17s for Band 1 Urgent Courses	26	752	3.5%	9.3%	9.7%	9.2%
% of FP17s Relating to Free Repair or Replacements	0	752	0.0%	0.5%	0.6%	0.7%
% of FP17s Relating to Continuations	11	752	1.5%	0.7%	0.8%	0.8%
% of Patients satisfied with the dentistry they have received	1	1	N/A	93.6%	93.4%	93.4%
% of Patients satisfied with the time they had to wait for an appointment	1	1	N/A	89.3%	86.8%	87.6%

* This is based on patients treated on this contract for their most recent course of treatment. Figures in italics indicate the base number of FP17s or Patient Questionnaire responses are less than 100. N/A is shown where the base number of responses is less than 10 during the period. % is calculated as Quantity/Base number*100

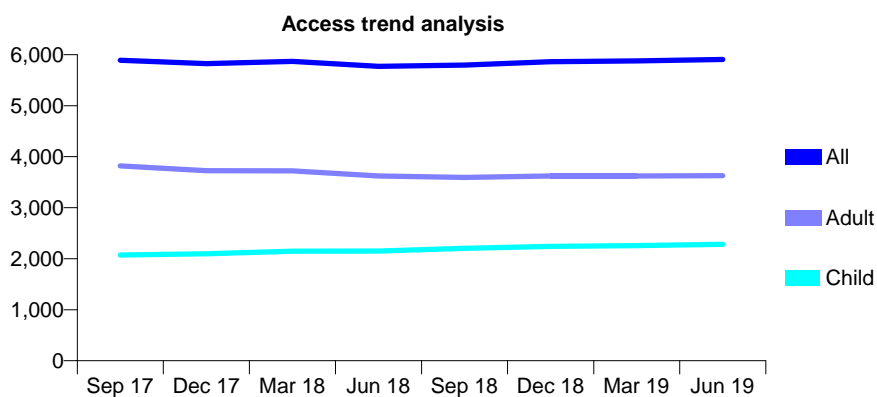
Q68 - Vital Signs At a Glance Contract Report for 947822/0001 - June 2019

Name or company name	MR HS DHALIWAL
Contract type name	GDS Contract
Purpose of contract	General
Contract start date	01/04/2009
Contract end date	

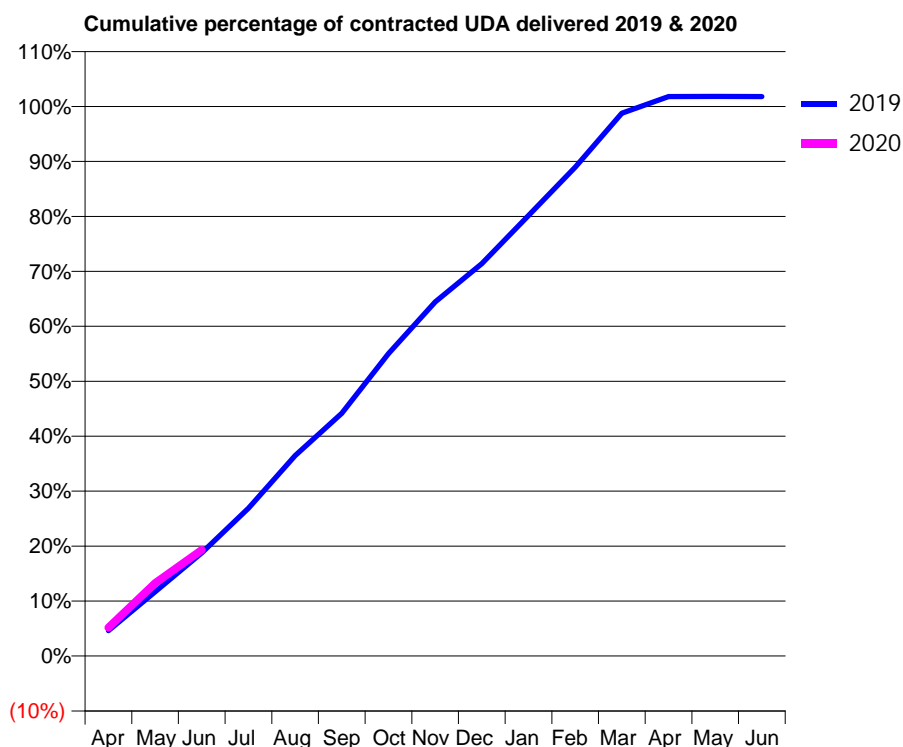
19/20 Contracted general activity (UDA)	13,500
Carry forward general activity (UDA)	0
19/20 Contracted orthodontic activity (UOA)	0
Carry forward orthodontic activity (UOA)	0
Baseline contract value	£375,441.14

ACCESS*

Patients seen in 24 months	Total	Change since previous quarter
Quarter ending June 2018	5,772	
Quarter ending September 2018	5,795	→
Quarter ending December 2018	5,862	→
Quarter ending March 2019	5,878	→
Quarter ending June 2019	5,907	→
Variance since June 2018	2.3%	↑



ACTIVITY



Month	Adjusted Scheduled Activity (UDA)	
	2019	2020
April	623	698
May	1,580	1,790
June	2,534	2,606
July	3,632	
August	4,927	
September	5,965	
October	7,428	
November	8,699	
December	9,639	
January	10,823	
February	12,008	
March	13,331	
April	13,741	
May	13,743	
June	13,740	

QUALITY

	Quantity	Base Number	Contract	AT	Region	England
% of FP17s for the same patient ID Re-attending within 3 months - Children	52	723	7.2%	8.9%	10.6%	11.4%
% of FP17s for the same patient ID Re-attending within 3 months - Adults	154	1,049	14.7%	14.9%	15.2%	15.4%
% of FP17s for the same patient ID Re-attending between 3 & 9 months - Children	468	723	64.7%	61.6%	62.3%	59.8%
% of FP17s for the same patient ID Re-attending between 3 & 9 months - Adults	567	1,049	54.1%	52.9%	53.3%	52.1%
% of FP17s for Band 1 Urgent Courses	156	1,556	10.0%	9.3%	9.7%	9.2%
% of FP17s Relating to Free Repair or Replacements	10	1,556	0.6%	0.5%	0.6%	0.7%
% of FP17s Relating to Continuations	6	1,556	0.4%	0.7%	0.8%	0.8%
% of Patients satisfied with the dentistry they have received	4	4	N/A	93.6%	93.4%	93.4%
% of Patients satisfied with the time they had to wait for an appointment	4	4	N/A	89.3%	86.8%	87.6%

* This is based on patients treated on this contract for their most recent course of treatment. Figures in italics indicate the base number of FP17s or Patient Questionnaire responses are less than 100. N/A is shown where the base number of responses is less than 10 during the period. % is calculated as Quantity/Base number*100

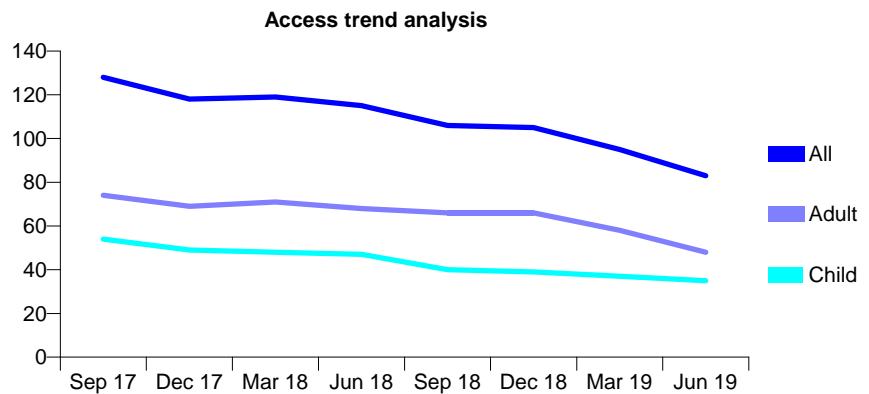
Q68 - Vital Signs At a Glance Contract Report for 949469/0001 - June 2019

Name or company name	MR HC PAGE
Contract type name	GDS Contract
Purpose of contract	General
Contract start date	01/10/2010
Contract end date	

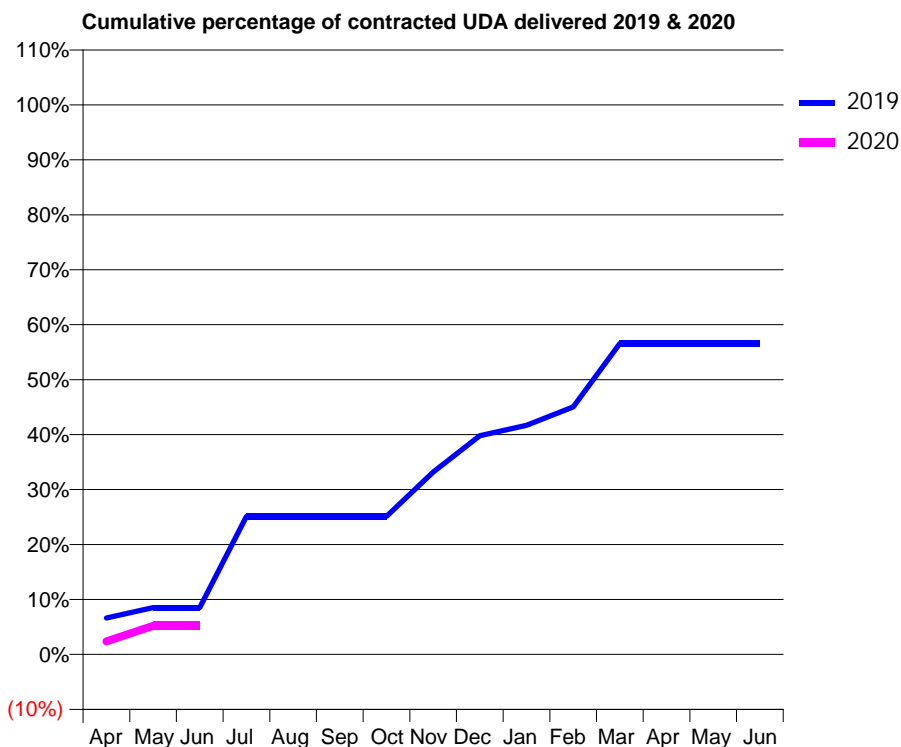
19/20 Contracted general activity (UDA)	211
Carry forward general activity (UDA)	0
19/20 Contracted orthodontic activity (UOA)	0
Carry forward orthodontic activity (UOA)	0
Baseline contract value	£6,464.34

ACCESS*

Patients seen in 24 months	Total	Change since previous quarter
Quarter ending June 2018	115	
Quarter ending September 2018	106	↓
Quarter ending December 2018	105	→
Quarter ending March 2019	95	↓
Quarter ending June 2019	83	↓
Variance since June 2018	(27.8%)	↓



ACTIVITY



Month	Adjusted Scheduled Activity (UDA)	
	2019	2020
April	14	5
May	18	11
June	18	11
July	53	
August	53	
September	53	
October	53	
November	70	
December	84	
January	88	
February	95	
March	119	
April	119	
May	119	
June	119	

QUALITY

	Quantity	Base Number	Contract	AT	Region	England
% of FP17s for the same patient ID Re-attending within 3 months - Children	0	3	0.0%	8.9%	10.6%	11.4%
% of FP17s for the same patient ID Re-attending within 3 months - Adults	0	2	0.0%	14.9%	15.2%	15.4%
% of FP17s for the same patient ID Re-attending between 3 & 9 months - Children	1	3	33.3%	61.6%	62.3%	59.8%
% of FP17s for the same patient ID Re-attending between 3 & 9 months - Adults	2	2	100.0%	52.9%	53.3%	52.1%
% of FP17s for Band 1 Urgent Courses	0	5	0.0%	9.3%	9.7%	9.2%
% of FP17s Relating to Free Repair or Replacements	0	5	0.0%	0.5%	0.6%	0.7%
% of FP17s Relating to Continuations	0	5	0.0%	0.7%	0.8%	0.8%
% of Patients satisfied with the dentistry they have received	0	0	N/A	93.6%	93.4%	93.4%
% of Patients satisfied with the time they had to wait for an appointment	0	0	N/A	89.3%	86.8%	87.6%

* This is based on patients treated on this contract for their most recent course of treatment. Figures in italics indicate the base number of FP17s or Patient Questionnaire responses are less than 100. N/A is shown where the base number of responses is less than 10 during the period. % is calculated as Quantity/Base number*100

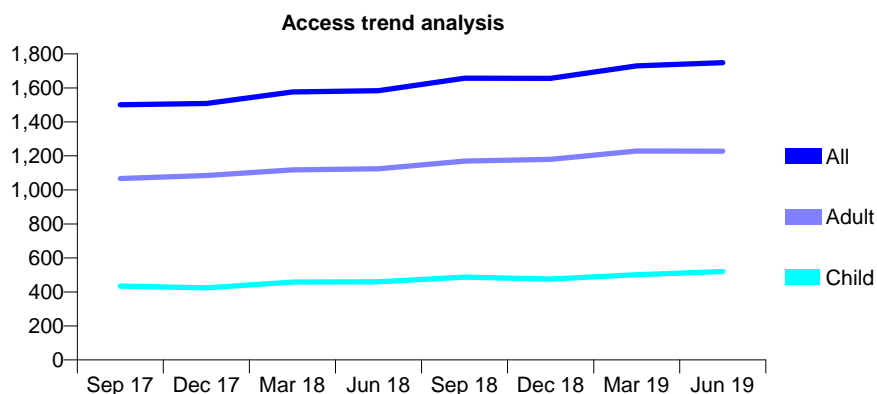
Q68 - Vital Signs At a Glance Contract Report for 949973/0001 - June 2019

Name or company name	MR A DARGAHI
Contract type name	GDS Contract
Purpose of contract	General
Contract start date	01/04/2006
Contract end date	

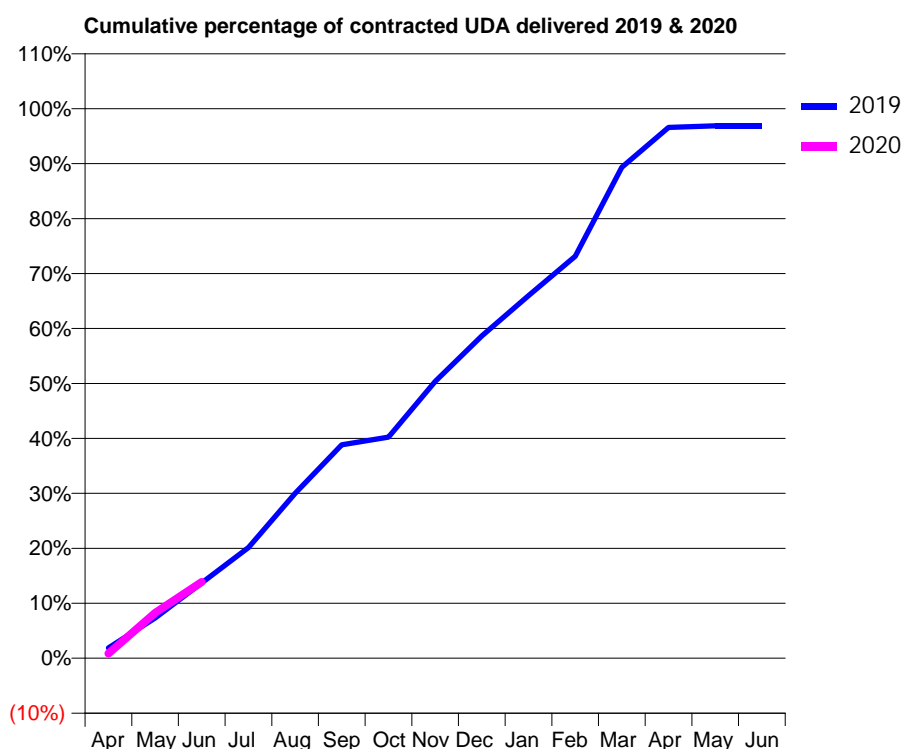
19/20 Contracted general activity (UDA)	5,000
Carry forward general activity (UDA)	0
19/20 Contracted orthodontic activity (UOA)	0
Carry forward orthodontic activity (UOA)	0
Baseline contract value	£148,252.93

ACCESS*

Patients seen in 24 months	Total	Change since previous quarter
Quarter ending June 2018	1,584	
Quarter ending September 2018	1,657	↑
Quarter ending December 2018	1,656	→
Quarter ending March 2019	1,730	↑
Quarter ending June 2019	1,748	→
Variance since June 2018	10.4%	↑



ACTIVITY



Adjusted Scheduled Activity (UDA)		
Month	2019	2020
April	94	44
May	366	413
June	685	695
July	1,006	
August	1,501	
September	1,942	
October	2,011	
November	2,518	
December	2,932	
January	3,299	
February	3,656	
March	4,466	
April	4,828	
May	4,844	
June	4,844	

QUALITY

	Quantity	Base Number	Contract	AT	Region	England
% of FP17s for the same patient ID Re-attending within 3 months - Children	10	200	5.0%	8.9%	10.6%	11.4%
% of FP17s for the same patient ID Re-attending within 3 months - Adults	37	336	11.0%	14.9%	15.2%	15.4%
% of FP17s for the same patient ID Re-attending between 3 & 9 months - Children	117	200	58.5%	61.6%	62.3%	59.8%
% of FP17s for the same patient ID Re-attending between 3 & 9 months - Adults	171	336	50.9%	52.9%	53.3%	52.1%
% of FP17s for Band 1 Urgent Courses	38	422	9.0%	9.3%	9.7%	9.2%
% of FP17s Relating to Free Repair or Replacements	0	422	0.0%	0.5%	0.6%	0.7%
% of FP17s Relating to Continuations	3	422	0.7%	0.7%	0.8%	0.8%
% of Patients satisfied with the dentistry they have received	0	0	N/A	93.6%	93.4%	93.4%
% of Patients satisfied with the time they had to wait for an appointment	0	0	N/A	89.3%	86.8%	87.6%

* This is based on patients treated on this contract for their most recent course of treatment.

Figures in italics indicate the base number of FP17s or Patient Questionnaire responses are less than 100. N/A is shown where the base number of responses is less than 10 during the period. % is calculated as Quantity/Base number*100

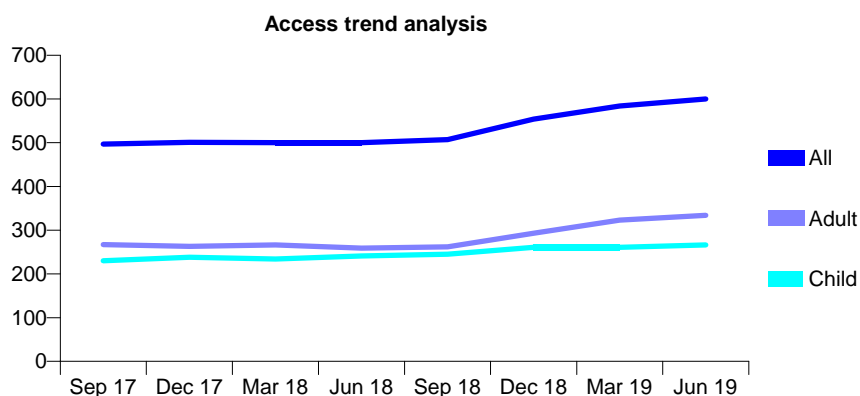
Q68 - Vital Signs At a Glance Contract Report for 953156/0001 - June 2019

Name or company name	Mr QG Omondi
Contract type name	GDS Contract
Purpose of contract	General
Contract start date	01/10/2012
Contract end date	

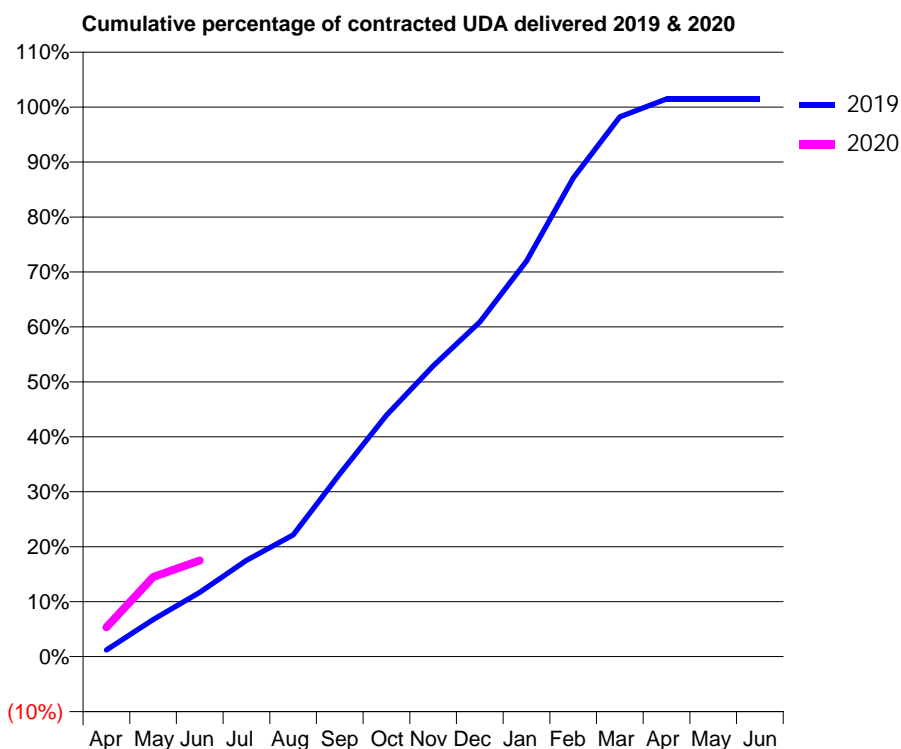
19/20 Contracted general activity (UDA)	1,666
Carry forward general activity (UDA)	0
19/20 Contracted orthodontic activity (UOA)	0
Carry forward orthodontic activity (UOA)	0
Baseline contract value	£38,320.43

ACCESS*

Patients seen in 24 months	Total	Change since previous quarter
Quarter ending June 2018	500	
Quarter ending September 2018	507	→
Quarter ending December 2018	554	↑
Quarter ending March 2019	584	↑
Quarter ending June 2019	600	↑
Variance since June 2018	20.0%	↑



ACTIVITY



Month	Adjusted Scheduled Activity (UDA)	
	2019	2020
April	20	89
May	112	241
June	195	291
July	292	
August	369	
September	554	
October	732	
November	881	
December	1,014	
January	1,199	
February	1,451	
March	1,636	
April	1,691	
May	1,691	
June	1,691	

QUALITY

	Quantity	Base Number	Contract	AT	Region	England
% of FP17s for the same patient ID Re-attending within 3 months - Children	4	61	6.6%	8.9%	10.6%	11.4%
% of FP17s for the same patient ID Re-attending within 3 months - Adults	6	75	8.0%	14.9%	15.2%	15.4%
% of FP17s for the same patient ID Re-attending between 3 & 9 months - Children	36	61	59.0%	61.6%	62.3%	59.8%
% of FP17s for the same patient ID Re-attending between 3 & 9 months - Adults	42	75	56.0%	52.9%	53.3%	52.1%
% of FP17s for Band 1 Urgent Courses	2	117	1.7%	9.3%	9.7%	9.2%
% of FP17s Relating to Free Repair or Replacements	0	117	0.0%	0.5%	0.6%	0.7%
% of FP17s Relating to Continuations	0	117	0.0%	0.7%	0.8%	0.8%
% of Patients satisfied with the dentistry they have received	1	1	N/A	93.6%	93.4%	93.4%
% of Patients satisfied with the time they had to wait for an appointment	1	1	N/A	89.3%	86.8%	87.6%

* This is based on patients treated on this contract for their most recent course of treatment. Figures in italics indicate the base number of FP17s or Patient Questionnaire responses are less than 100. N/A is shown where the base number of responses is less than 10 during the period. % is calculated as Quantity/Base number*100

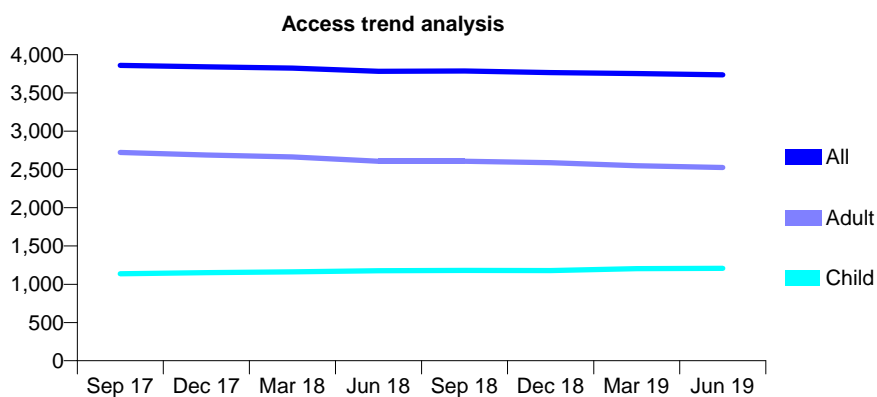
Q68 - Vital Signs At a Glance Contract Report for 959391/0001 - June 2019

Name or company name	MR MM BADRBEIGI
Contract type name	GDS Contract
Purpose of contract	General
Contract start date	01/04/2006
Contract end date	

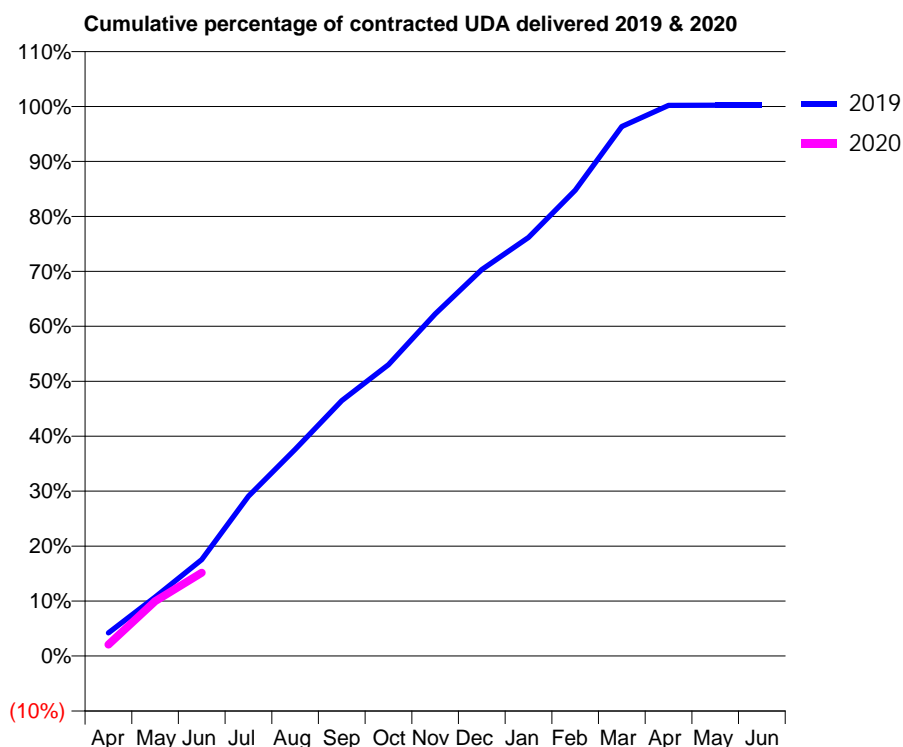
19/20 Contracted general activity (UDA)	12,138
Carry forward general activity (UDA)	0
19/20 Contracted orthodontic activity (UOA)	0
Carry forward orthodontic activity (UOA)	0
Baseline contract value	£328,286.38

ACCESS*

Patients seen in 24 months	Total	Change since previous quarter
Quarter ending June 2018	3,783	
Quarter ending September 2018	3,787	→
Quarter ending December 2018	3,766	→
Quarter ending March 2019	3,753	→
Quarter ending June 2019	3,736	→
Variance since June 2018	(1.2%)	↓



ACTIVITY



Month	Adjusted Scheduled Activity (UDA)	
	2019	2020
April	510	252
May	1,302	1,211
June	2,132	1,840
July	3,531	
August	4,563	
September	5,640	
October	6,436	
November	7,558	
December	8,534	
January	9,244	
February	10,288	
March	11,695	
April	12,160	
May	12,165	
June	12,165	

QUALITY

	Quantity	Base Number	Contract	AT	Region	England
% of FP17s for the same patient ID Re-attending within 3 months - Children	19	398	4.8%	8.9%	10.6%	11.4%
% of FP17s for the same patient ID Re-attending within 3 months - Adults	98	660	14.8%	14.9%	15.2%	15.4%
% of FP17s for the same patient ID Re-attending between 3 & 9 months - Children	236	398	59.3%	61.6%	62.3%	59.8%
% of FP17s for the same patient ID Re-attending between 3 & 9 months - Adults	355	660	53.8%	52.9%	53.3%	52.1%
% of FP17s for Band 1 Urgent Courses	46	882	5.2%	9.3%	9.7%	9.2%
% of FP17s Relating to Free Repair or Replacements	1	882	0.1%	0.5%	0.6%	0.7%
% of FP17s Relating to Continuations	3	882	0.3%	0.7%	0.8%	0.8%
% of Patients satisfied with the dentistry they have received	2	2	N/A	93.6%	93.4%	93.4%
% of Patients satisfied with the time they had to wait for an appointment	2	2	N/A	89.3%	86.8%	87.6%

* This is based on patients treated on this contract for their most recent course of treatment. Figures in italics indicate the base number of FP17s or Patient Questionnaire responses are less than 100. N/A is shown where the base number of responses is less than 10 during the period. % is calculated as Quantity/Base number*100

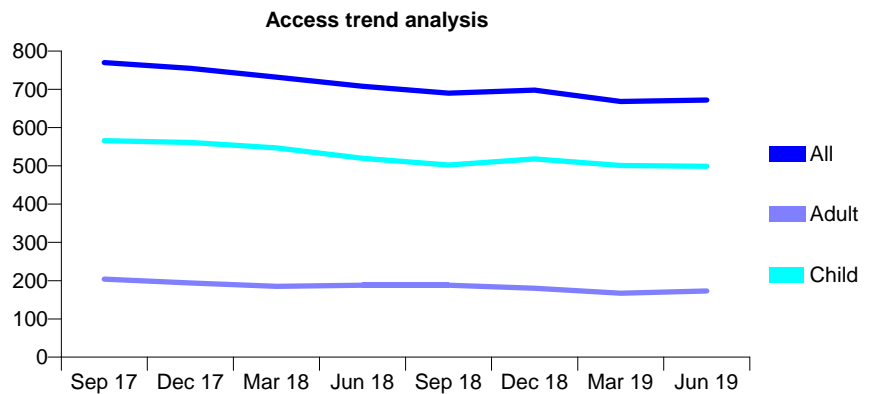
Q68 - Vital Signs At a Glance Contract Report for 960365/0001 - June 2019

Name or company name	MRS N HEIDARI-ROBINSON
Contract type name	GDS Contract
Purpose of contract	General
Contract start date	01/04/2012
Contract end date	

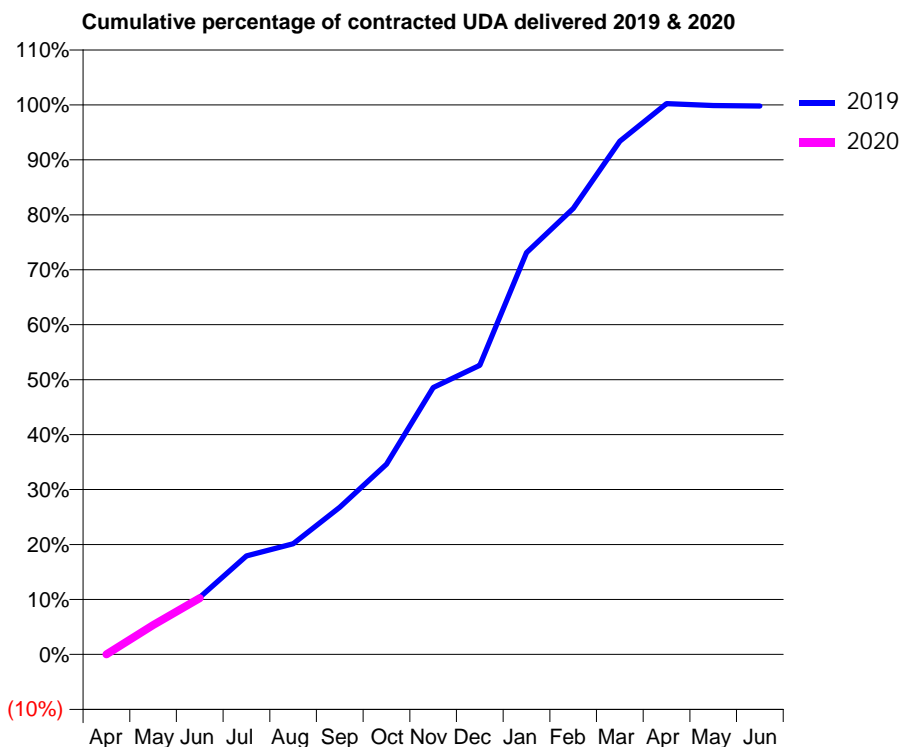
19/20 Contracted general activity (UDA)	3,300
Carry forward general activity (UDA)	0
19/20 Contracted orthodontic activity (UOA)	0
Carry forward orthodontic activity (UOA)	0
Baseline contract value	£83,846.84

ACCESS*

Patients seen in 24 months	Total	Change since previous quarter
Quarter ending June 2018	708	
Quarter ending September 2018	690	↓
Quarter ending December 2018	698	→
Quarter ending March 2019	668	↓
Quarter ending June 2019	672	→
Variance since June 2018	(5.1%)	↓



ACTIVITY



Month	Adjusted Scheduled Activity (UDA)	
	2019	2020
April	0	0
May	176	177
June	342	338
July	591	
August	664	
September	884	
October	1,142	
November	1,603	
December	1,737	
January	2,412	
February	2,679	
March	3,082	
April	3,308	
May	3,296	
June	3,293	

QUALITY

	Quantity	Base Number	Contract	AT	Region	England
% of FP17s for the same patient ID Re-attending within 3 months - Children	63	207	30.4%	8.9%	10.6%	11.4%
% of FP17s for the same patient ID Re-attending within 3 months - Adults	14	49	28.6%	14.9%	15.2%	15.4%
% of FP17s for the same patient ID Re-attending between 3 & 9 months - Children	104	207	50.2%	61.6%	62.3%	59.8%
% of FP17s for the same patient ID Re-attending between 3 & 9 months - Adults	21	49	42.9%	52.9%	53.3%	52.1%
% of FP17s for Band 1 Urgent Courses	5	178	2.8%	9.3%	9.7%	9.2%
% of FP17s Relating to Free Repair or Replacements	0	178	0.0%	0.5%	0.6%	0.7%
% of FP17s Relating to Continuations	0	178	0.0%	0.7%	0.8%	0.8%
% of Patients satisfied with the dentistry they have received	0	0	N/A	93.6%	93.4%	93.4%
% of Patients satisfied with the time they had to wait for an appointment	0	0	N/A	89.3%	86.8%	87.6%

* This is based on patients treated on this contract for their most recent course of treatment. Figures in italics indicate the base number of FP17s or Patient Questionnaire responses are less than 100. N/A is shown where the base number of responses is less than 10 during the period. % is calculated as Quantity/Base number*100

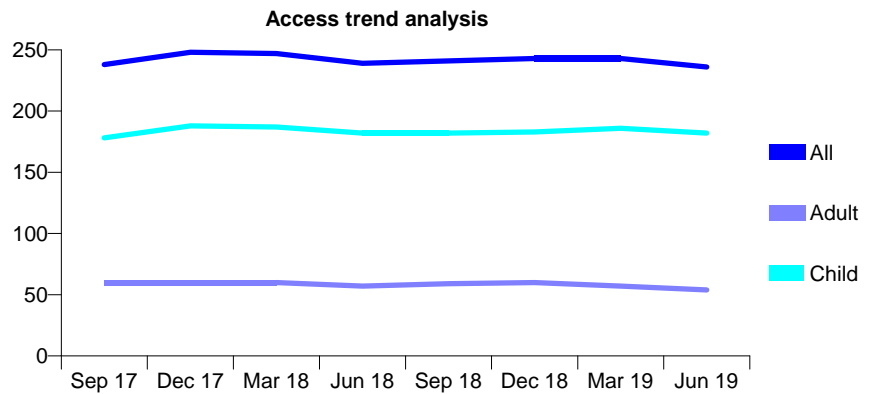
Q68 - Vital Signs At a Glance Contract Report for 963712/0001 - June 2019

Name or company name	MR RJ FRANCSICS
Contract type name	GDS Contract
Purpose of contract	General
Contract start date	01/06/2012
Contract end date	

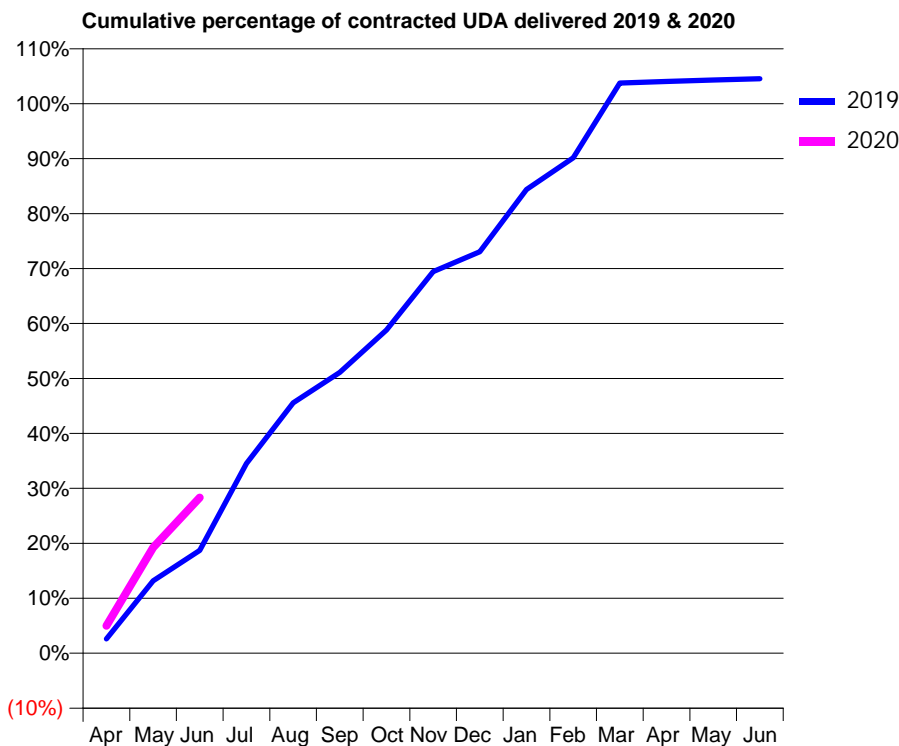
19/20 Contracted general activity (UDA)	420
Carry forward general activity (UDA)	0
19/20 Contracted orthodontic activity (UOA)	0
Carry forward orthodontic activity (UOA)	0
Baseline contract value	£10,341.50

ACCESS*

Patients seen in 24 months	Total	Change since previous quarter
Quarter ending June 2018	239	
Quarter ending September 2018	241	→
Quarter ending December 2018	243	→
Quarter ending March 2019	243	→
Quarter ending June 2019	236	↓
Variance since June 2018	(1.3%)	↓



ACTIVITY



Adjusted Scheduled Activity (UDA)		
Month	2019	2020
April	11	21
May	55	81
June	79	119
July	145	
August	191	
September	215	
October	247	
November	292	
December	307	
January	354	
February	379	
March	436	
April	437	
May	438	
June	439	

QUALITY

	Quantity	Base Number	Contract	AT	Region	England
% of FP17s for the same patient ID Re-attending within 3 months - Children	3	51	5.9%	8.9%	10.6%	11.4%
% of FP17s for the same patient ID Re-attending within 3 months - Adults	4	12	33.3%	14.9%	15.2%	15.4%
% of FP17s for the same patient ID Re-attending between 3 & 9 months - Children	26	51	51.0%	61.6%	62.3%	59.8%
% of FP17s for the same patient ID Re-attending between 3 & 9 months - Adults	2	12	16.7%	52.9%	53.3%	52.1%
% of FP17s for Band 1 Urgent Courses	5	59	8.5%	9.3%	9.7%	9.2%
% of FP17s Relating to Free Repair or Replacements	0	59	0.0%	0.5%	0.6%	0.7%
% of FP17s Relating to Continuations	0	59	0.0%	0.7%	0.8%	0.8%
% of Patients satisfied with the dentistry they have received	0	0	N/A	93.6%	93.4%	93.4%
% of Patients satisfied with the time they had to wait for an appointment	0	0	N/A	89.3%	86.8%	87.6%

* This is based on patients treated on this contract for their most recent course of treatment. Figures in italics indicate the base number of FP17s or Patient Questionnaire responses are less than 100. N/A is shown where the base number of responses is less than 10 during the period. % is calculated as Quantity/Base number*100

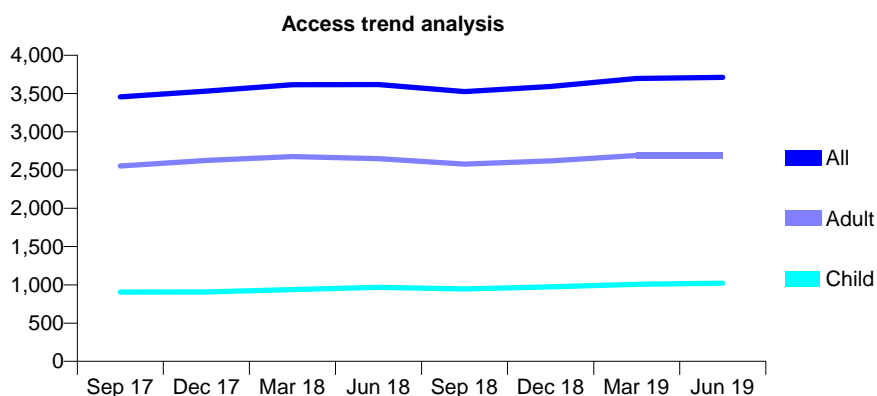
Q68 - Vital Signs At a Glance Contract Report for 972029/0001 - June 2019

Name or company name	MISS KM BOLES
Contract type name	GDS Contract
Purpose of contract	General
Contract start date	01/09/2013
Contract end date	

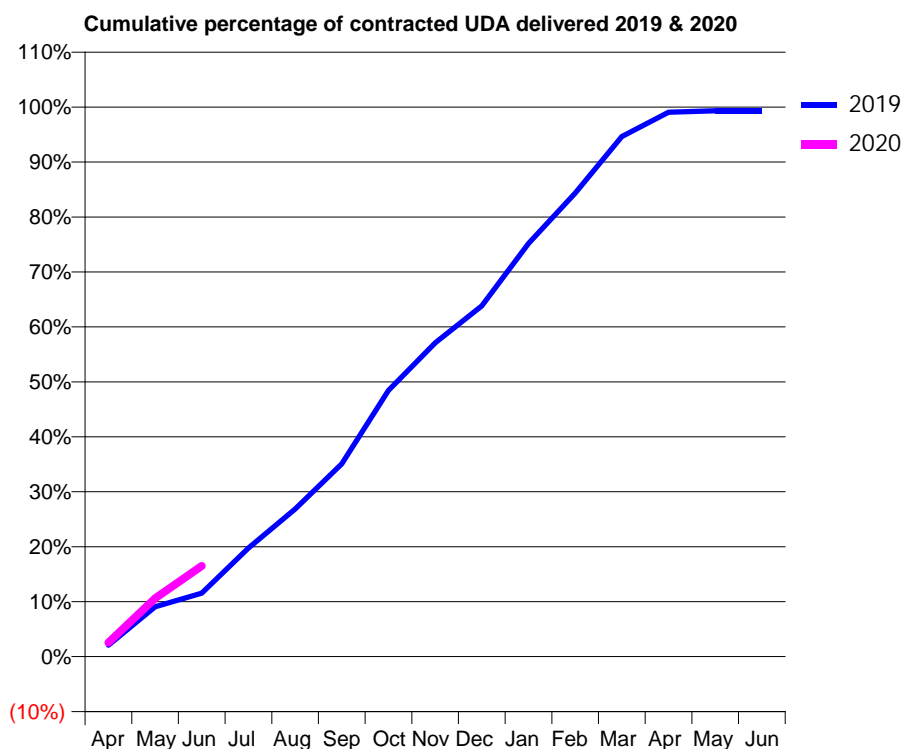
19/20 Contracted general activity (UDA)	8,284
Carry forward general activity (UDA)	0
19/20 Contracted orthodontic activity (UOA)	0
Carry forward orthodontic activity (UOA)	0
Baseline contract value	£217,668.17

ACCESS*

Patients seen in 24 months	Total	Change since previous quarter
Quarter ending June 2018	3,618	
Quarter ending September 2018	3,525	↓
Quarter ending December 2018	3,592	→
Quarter ending March 2019	3,696	↑
Quarter ending June 2019	3,712	→
Variance since June 2018	2.6%	↑



ACTIVITY



Month	Adjusted Scheduled Activity (UDA)	
	2019	2020
April	174	211
May	750	879
June	956	1,368
July	1,638	
August	2,226	
September	2,905	
October	4,013	
November	4,729	
December	5,287	
January	6,228	
February	6,990	
March	7,840	
April	8,207	
May	8,228	
June	8,228	

QUALITY

	Quantity	Base Number	Contract	AT	Region	England
% of FP17s for the same patient ID Re-attending within 3 months - Children	25	342	7.3%	8.9%	10.6%	11.4%
% of FP17s for the same patient ID Re-attending within 3 months - Adults	114	827	13.8%	14.9%	15.2%	15.4%
% of FP17s for the same patient ID Re-attending between 3 & 9 months - Children	203	342	59.4%	61.6%	62.3%	59.8%
% of FP17s for the same patient ID Re-attending between 3 & 9 months - Adults	477	827	57.7%	52.9%	53.3%	52.1%
% of FP17s for Band 1 Urgent Courses	88	786	11.2%	9.3%	9.7%	9.2%
% of FP17s Relating to Free Repair or Replacements	2	786	0.3%	0.5%	0.6%	0.7%
% of FP17s Relating to Continuations	6	786	0.8%	0.7%	0.8%	0.8%
% of Patients satisfied with the dentistry they have received	1	1	N/A	93.6%	93.4%	93.4%
% of Patients satisfied with the time they had to wait for an appointment	1	1	N/A	89.3%	86.8%	87.6%

* This is based on patients treated on this contract for their most recent course of treatment. Figures in italics indicate the base number of FP17s or Patient Questionnaire responses are less than 100. N/A is shown where the base number of responses is less than 10 during the period. % is calculated as Quantity/Base number*100

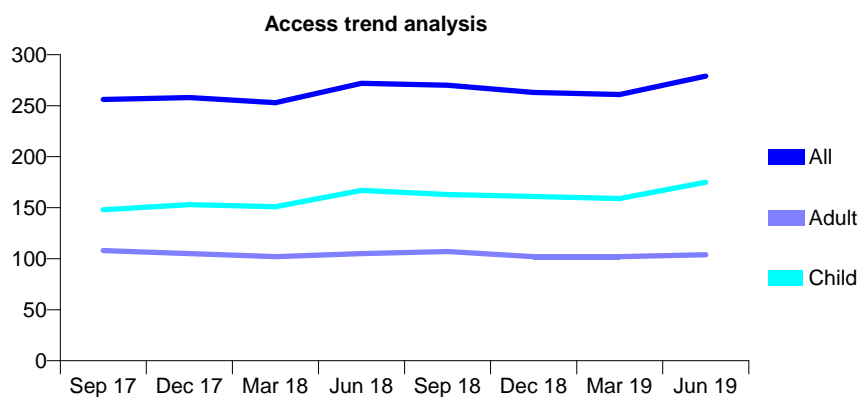
Q68 - Vital Signs At a Glance Contract Report for 974498/0001 - June 2019

Name or company name	MR MA TREMMEL
Contract type name	GDS Contract
Purpose of contract	General
Contract start date	24/12/2011
Contract end date	

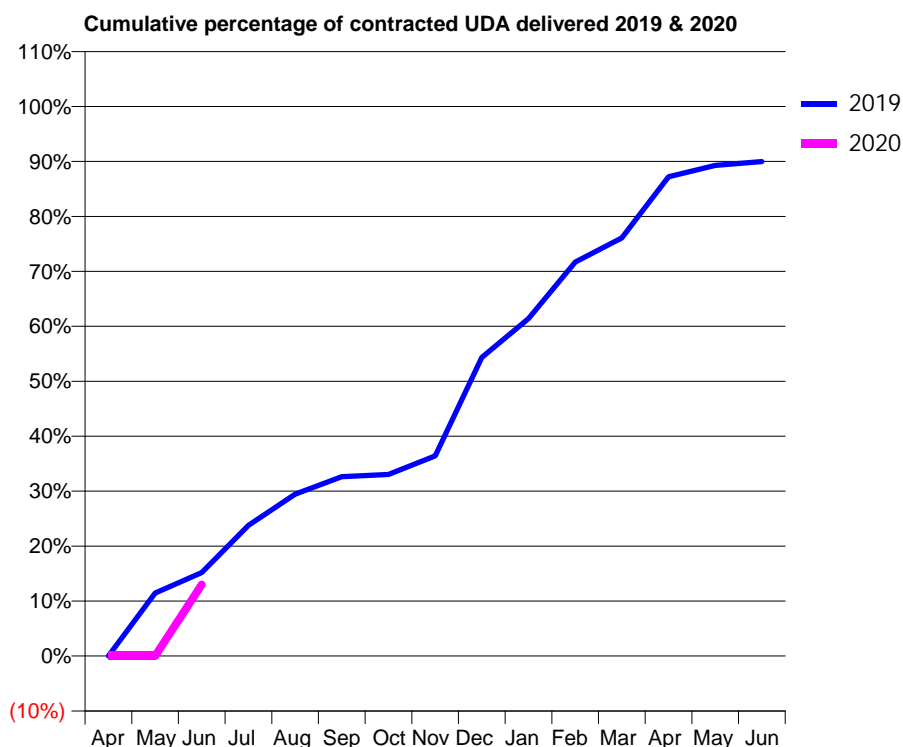
19/20 Contracted general activity (UDA)	727
Carry forward general activity (UDA)	0
19/20 Contracted orthodontic activity (UOA)	0
Carry forward orthodontic activity (UOA)	0
Baseline contract value	£16,962.42

ACCESS*

Patients seen in 24 months	Total	Change since previous quarter
Quarter ending June 2018	272	
Quarter ending September 2018	270	→
Quarter ending December 2018	263	↓
Quarter ending March 2019	261	→
Quarter ending June 2019	279	↑
Variance since June 2018	2.6%	↑



ACTIVITY



Month	Adjusted Scheduled Activity (UDA)	
	2019	2020
April	0	0
May	83	0
June	111	95
July	173	
August	214	
September	237	
October	240	
November	265	
December	395	
January	446	
February	521	
March	553	
April	634	
May	649	
June	654	

QUALITY

	Quantity	Base Number	Contract	AT	Region	England
% of FP17s for the same patient ID Re-attending within 3 months - Children	6	75	8.0%	8.9%	10.6%	11.4%
% of FP17s for the same patient ID Re-attending within 3 months - Adults	4	31	12.9%	14.9%	15.2%	15.4%
% of FP17s for the same patient ID Re-attending between 3 & 9 months - Children	37	75	49.3%	61.6%	62.3%	59.8%
% of FP17s for the same patient ID Re-attending between 3 & 9 months - Adults	11	31	35.5%	52.9%	53.3%	52.1%
% of FP17s for Band 1 Urgent Courses	3	63	4.8%	9.3%	9.7%	9.2%
% of FP17s Relating to Free Repair or Replacements	0	63	0.0%	0.5%	0.6%	0.7%
% of FP17s Relating to Continuations	0	63	0.0%	0.7%	0.8%	0.8%
% of Patients satisfied with the dentistry they have received	0	0	N/A	93.6%	93.4%	93.4%
% of Patients satisfied with the time they had to wait for an appointment	0	0	N/A	89.3%	86.8%	87.6%

* This is based on patients treated on this contract for their most recent course of treatment. Figures in italics indicate the base number of FP17s or Patient Questionnaire responses are less than 100. N/A is shown where the base number of responses is less than 10 during the period. % is calculated as Quantity/Base number*100

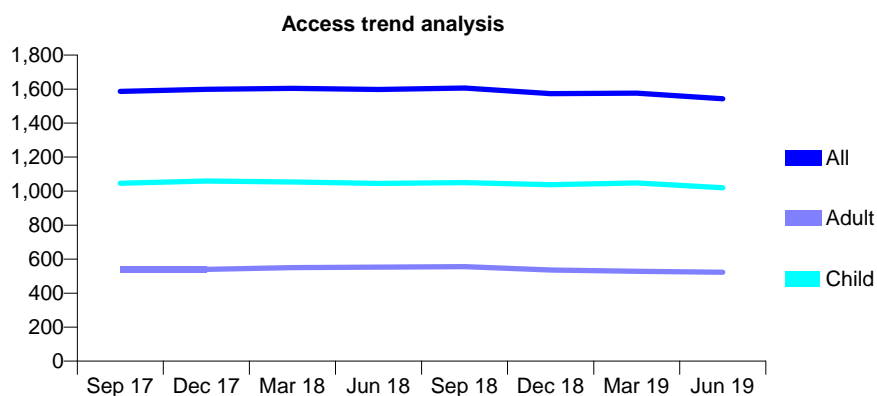
Q68 - Vital Signs At a Glance Contract Report for 979481/0001 - June 2019

Name or company name	Forestmead Dental Practice
Contract type name	GDS Contract
Purpose of contract	General
Contract start date	01/04/2006
Contract end date	

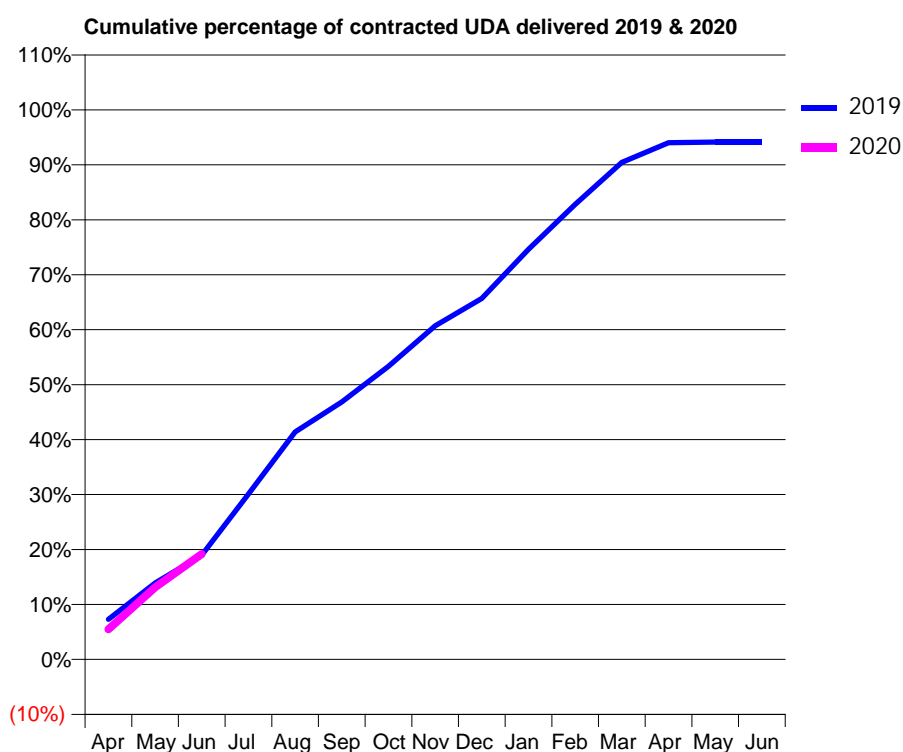
19/20 Contracted general activity (UDA)	2,911
Carry forward general activity (UDA)	0
19/20 Contracted orthodontic activity (UOA)	0
Carry forward orthodontic activity (UOA)	0
Baseline contract value	£64,532.08

ACCESS*

Patients seen in 24 months	Total	Change since previous quarter
Quarter ending June 2018	1,598	
Quarter ending September 2018	1,606	→
Quarter ending December 2018	1,573	↓
Quarter ending March 2019	1,576	→
Quarter ending June 2019	1,543	↓
Variance since June 2018	(3.4%)	↓



ACTIVITY



Month	2019	2020
April	212	160
May	405	382
June	552	559
July	876	
August	1,205	
September	1,364	
October	1,553	
November	1,767	
December	1,912	
January	2,173	
February	2,411	
March	2,633	
April	2,737	
May	2,740	
June	2,740	

QUALITY

	Quantity	Base Number	Contract	AT	Region	England
% of FP17s for the same patient ID Re-attending within 3 months - Children	18	373	4.8%	8.9%	10.6%	11.4%
% of FP17s for the same patient ID Re-attending within 3 months - Adults	6	125	4.8%	14.9%	15.2%	15.4%
% of FP17s for the same patient ID Re-attending between 3 & 9 months - Children	232	373	62.2%	61.6%	62.3%	59.8%
% of FP17s for the same patient ID Re-attending between 3 & 9 months - Adults	63	125	50.4%	52.9%	53.3%	52.1%
% of FP17s for Band 1 Urgent Courses	18	430	4.2%	9.3%	9.7%	9.2%
% of FP17s Relating to Free Repair or Replacements	0	430	0.0%	0.5%	0.6%	0.7%
% of FP17s Relating to Continuations	3	430	0.7%	0.7%	0.8%	0.8%
% of Patients satisfied with the dentistry they have received	0	0	N/A	93.6%	93.4%	93.4%
% of Patients satisfied with the time they had to wait for an appointment	0	0	N/A	89.3%	86.8%	87.6%

* This is based on patients treated on this contract for their most recent course of treatment. Figures in italics indicate the base number of FP17s or Patient Questionnaire responses are less than 100. N/A is shown where the base number of responses is less than 10 during the period. % is calculated as Quantity/Base number*100

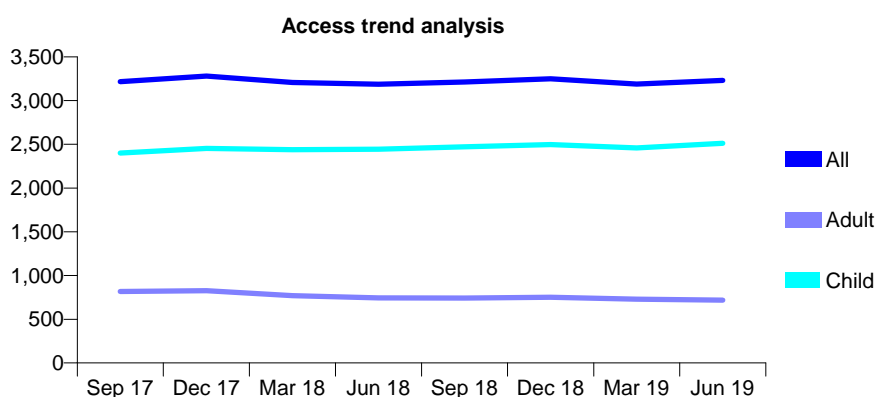
Q68 - Vital Signs At a Glance Contract Report for 981893/0001 - June 2019

Name or company name	MS MN VO
Contract type name	GDS Contract
Purpose of contract	General
Contract start date	18/08/2014
Contract end date	

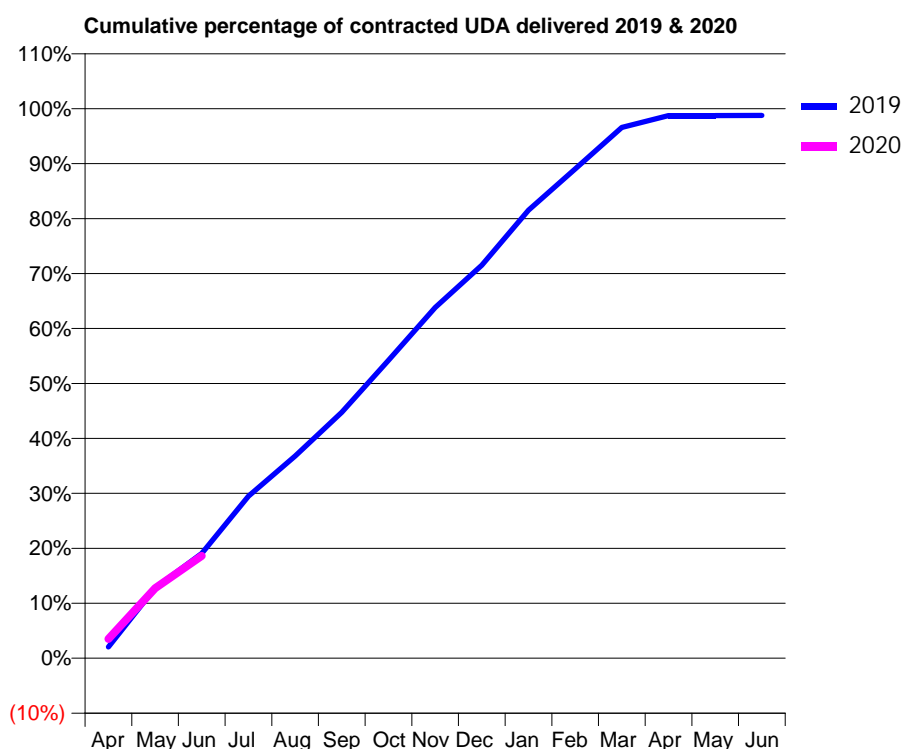
19/20 Contracted general activity (UDA)	6,000
Carry forward general activity (UDA)	0
19/20 Contracted orthodontic activity (UOA)	0
Carry forward orthodontic activity (UOA)	0
Baseline contract value	£153,141.07

ACCESS*

Patients seen in 24 months	Total	Change since previous quarter
Quarter ending June 2018	3,187	
Quarter ending September 2018	3,213	→
Quarter ending December 2018	3,249	→
Quarter ending March 2019	3,188	↓
Quarter ending June 2019	3,231	→
Variance since June 2018	1.4%	→



ACTIVITY



Month	2019	2020
April	123	210
May	768	765
June	1,144	1,118
July	1,770	
August	2,208	
September	2,684	
October	3,252	
November	3,829	
December	4,290	
January	4,891	
February	5,343	
March	5,794	
April	5,924	
May	5,924	
June	5,925	

QUALITY

	Quantity	Base Number	Contract	AT	Region	England
% of FP17s for the same patient ID Re-attending within 3 months - Children	38	827	4.6%	8.9%	10.6%	11.4%
% of FP17s for the same patient ID Re-attending within 3 months - Adults	9	103	8.7%	14.9%	15.2%	15.4%
% of FP17s for the same patient ID Re-attending between 3 & 9 months - Children	493	827	59.6%	61.6%	62.3%	59.8%
% of FP17s for the same patient ID Re-attending between 3 & 9 months - Adults	52	103	50.5%	52.9%	53.3%	52.1%
% of FP17s for Band 1 Urgent Courses	30	838	3.6%	9.3%	9.7%	9.2%
% of FP17s Relating to Free Repair or Replacements	0	838	0.0%	0.5%	0.6%	0.7%
% of FP17s Relating to Continuations	0	838	0.0%	0.7%	0.8%	0.8%
% of Patients satisfied with the dentistry they have received	1	2	N/A	93.6%	93.4%	93.4%
% of Patients satisfied with the time they had to wait for an appointment	1	2	N/A	89.3%	86.8%	87.6%

* This is based on patients treated on this contract for their most recent course of treatment.

Figures in italics indicate the base number of FP17s or Patient Questionnaire responses are less than 100. N/A is shown where the base number of responses is less than 10 during the period. % is calculated as Quantity/Base number*100

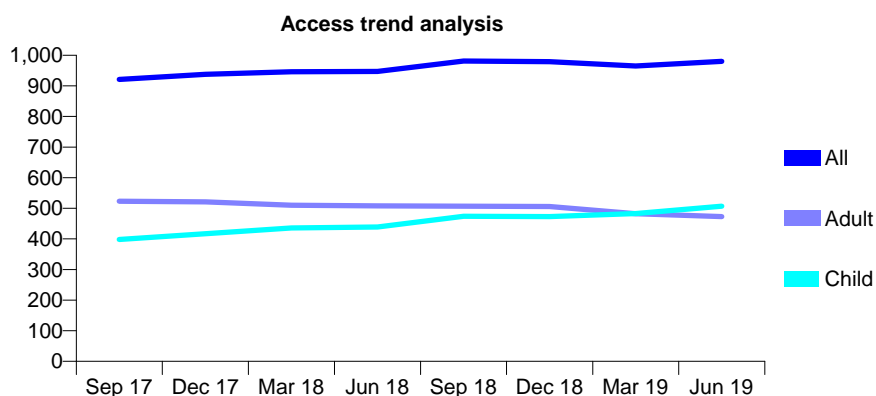
Q68 - Vital Signs At a Glance Contract Report for 982784/0001 - June 2019

Name or company name	MISS ME DAVIES
Contract type name	GDS Contract
Purpose of contract	General
Contract start date	01/04/2006
Contract end date	

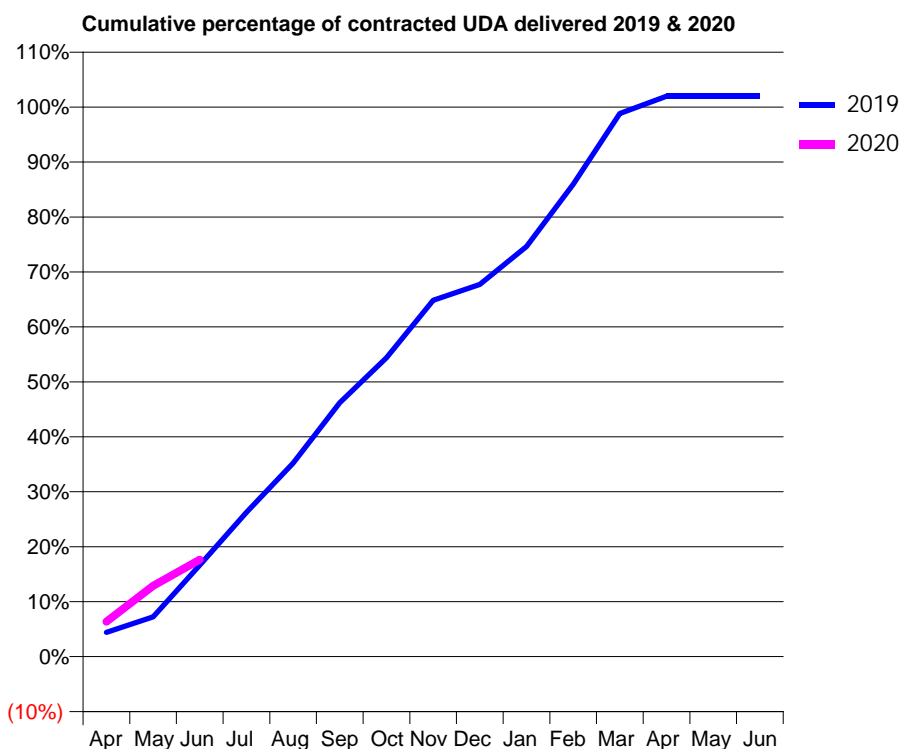
19/20 Contracted general activity (UDA)	2,505
Carry forward general activity (UDA)	0
19/20 Contracted orthodontic activity (UOA)	0
Carry forward orthodontic activity (UOA)	0
Baseline contract value	£59,801.81

ACCESS*

Patients seen in 24 months	Total	Change since previous quarter
Quarter ending June 2018	947	
Quarter ending September 2018	981	↑
Quarter ending December 2018	979	→
Quarter ending March 2019	965	↓
Quarter ending June 2019	980	→
Variance since June 2018	3.5%	↑



ACTIVITY



Month	Adjusted Scheduled Activity (UDA)	
	2019	2020
April	111	160
May	182	323
June	417	442
July	657	
August	883	
September	1,157	
October	1,363	
November	1,624	
December	1,697	
January	1,869	
February	2,153	
March	2,476	
April	2,554	
May	2,554	
June	2,554	

QUALITY

	Quantity	Base Number	Contract	AT	Region	England
% of FP17s for the same patient ID Re-attending within 3 months - Children	17	211	8.1%	8.9%	10.6%	11.4%
% of FP17s for the same patient ID Re-attending within 3 months - Adults	13	143	9.1%	14.9%	15.2%	15.4%
% of FP17s for the same patient ID Re-attending between 3 & 9 months - Children	151	211	71.6%	61.6%	62.3%	59.8%
% of FP17s for the same patient ID Re-attending between 3 & 9 months - Adults	110	143	76.9%	52.9%	53.3%	52.1%
% of FP17s for Band 1 Urgent Courses	13	308	4.2%	9.3%	9.7%	9.2%
% of FP17s Relating to Free Repair or Replacements	0	308	0.0%	0.5%	0.6%	0.7%
% of FP17s Relating to Continuations	0	308	0.0%	0.7%	0.8%	0.8%
% of Patients satisfied with the dentistry they have received	0	0	N/A	93.6%	93.4%	93.4%
% of Patients satisfied with the time they had to wait for an appointment	0	0	N/A	89.3%	86.8%	87.6%

* This is based on patients treated on this contract for their most recent course of treatment. Figures in italics indicate the base number of FP17s or Patient Questionnaire responses are less than 100. N/A is shown where the base number of responses is less than 10 during the period. % is calculated as Quantity/Base number*100

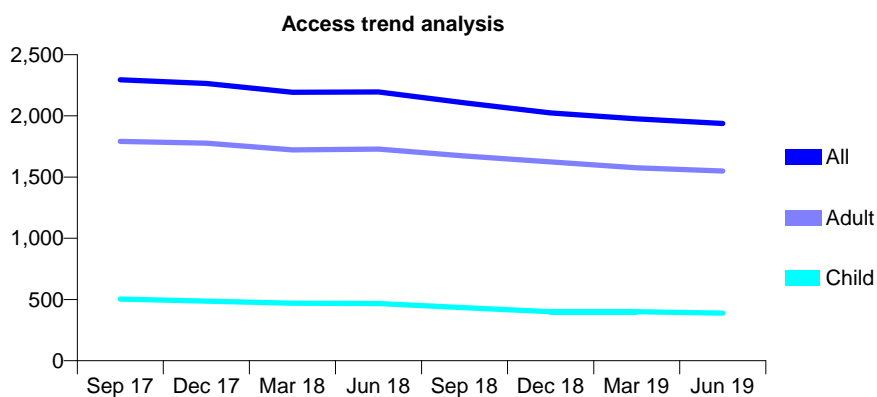
Q68 - Vital Signs At a Glance Contract Report for 993980/0002 - June 2019

Name or company name	MISS SH WILKINSON
Contract type name	GDS Contract
Purpose of contract	General
Contract start date	01/07/2007
Contract end date	

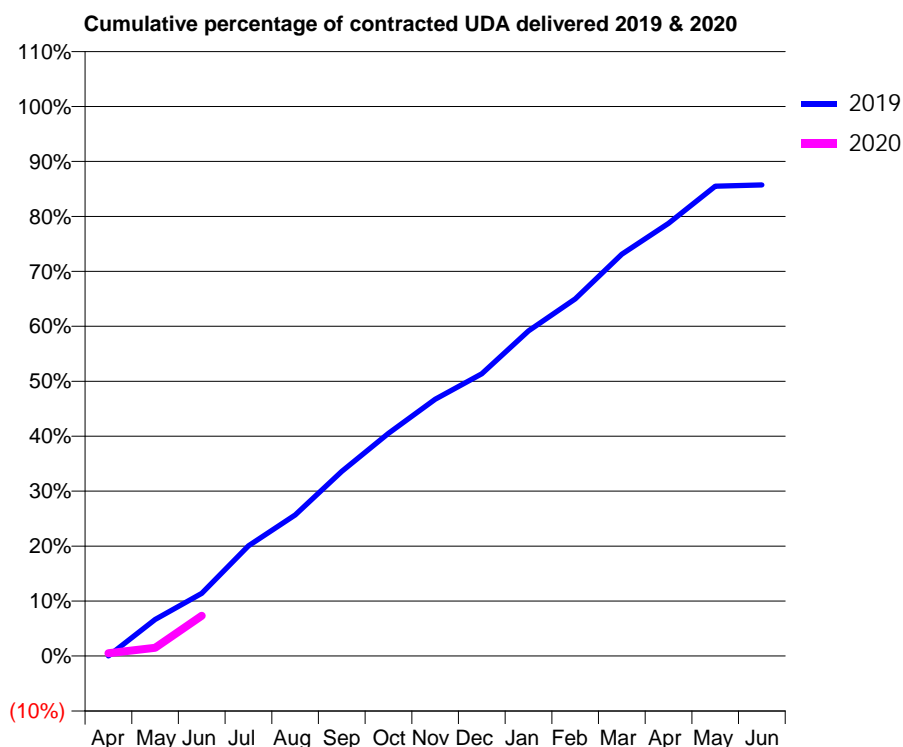
19/20 Contracted general activity (UDA)	6,000
Carry forward general activity (UDA)	0
19/20 Contracted orthodontic activity (UOA)	0
Carry forward orthodontic activity (UOA)	0
Baseline contract value	£157,641.65

ACCESS*

Patients seen in 24 months	Total	Change since previous quarter
Quarter ending June 2018	2,196	
Quarter ending September 2018	2,106	↓
Quarter ending December 2018	2,024	↓
Quarter ending March 2019	1,976	↓
Quarter ending June 2019	1,938	↓
Variance since June 2018	(11.7%)	↓



ACTIVITY



Month	Adjusted Scheduled Activity (UDA)	
	2019	2020
April	0	31
May	433	90
June	742	441
July	1,304	
August	1,670	
September	2,184	
October	2,633	
November	3,037	
December	3,338	
January	3,845	
February	4,225	
March	4,752	
April	5,118	
May	5,556	
June	5,572	

QUALITY

	Quantity	Base Number	Contract	AT	Region	England
% of FP17s for the same patient ID Re-attending within 3 months - Children	1	84	1.2%	8.9%	10.6%	11.4%
% of FP17s for the same patient ID Re-attending within 3 months - Adults	53	343	15.5%	14.9%	15.2%	15.4%
% of FP17s for the same patient ID Re-attending between 3 & 9 months - Children	29	84	34.5%	61.6%	62.3%	59.8%
% of FP17s for the same patient ID Re-attending between 3 & 9 months - Adults	126	343	36.7%	52.9%	53.3%	52.1%
% of FP17s for Band 1 Urgent Courses	0	174	0.0%	9.3%	9.7%	9.2%
% of FP17s Relating to Free Repair or Replacements	6	174	3.4%	0.5%	0.6%	0.7%
% of FP17s Relating to Continuations	2	174	1.1%	0.7%	0.8%	0.8%
% of Patients satisfied with the dentistry they have received	4	5	N/A	93.6%	93.4%	93.4%
% of Patients satisfied with the time they had to wait for an appointment	5	5	N/A	89.3%	86.8%	87.6%

* This is based on patients treated on this contract for their most recent course of treatment. Figures in italics indicate the base number of FP17s or Patient Questionnaire responses are less than 100. N/A is shown where the base number of responses is less than 10 during the period. % is calculated as Quantity/Base number*100

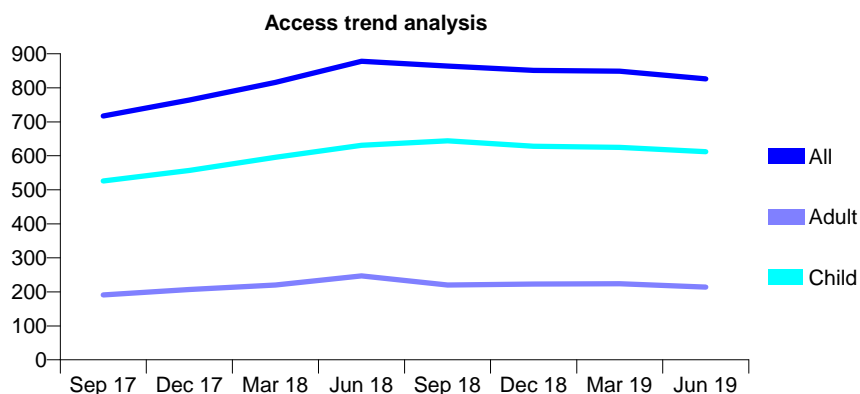
Q69 - Vital Signs At a Glance Contract Report for 100194/0000 - June 2019

Name or company name	Chalfont St Peter Partnership
Contract type name	GDS Contract
Purpose of contract	General
Contract start date	01/08/2016
Contract end date	

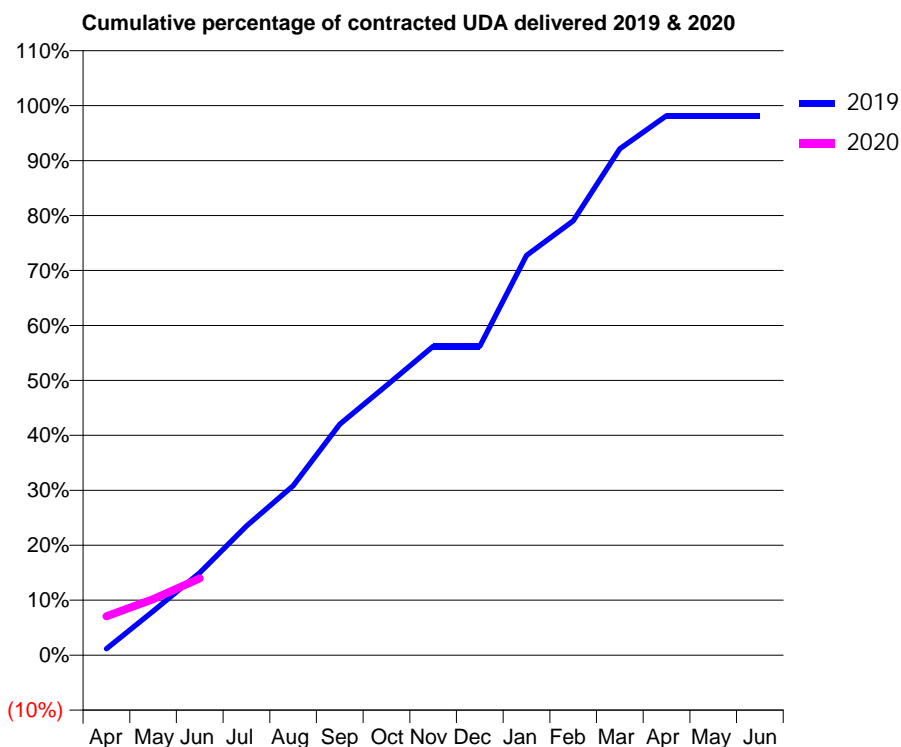
19/20 Contracted general activity (UDA)	1,600
Carry forward general activity (UDA)	0
19/20 Contracted orthodontic activity (UOA)	0
Carry forward orthodontic activity (UOA)	0
Baseline contract value	£42,115.63

ACCESS*

Patients seen in 24 months	Total	Change since previous quarter
Quarter ending June 2018	878	
Quarter ending September 2018	864	↓
Quarter ending December 2018	851	↓
Quarter ending March 2019	849	→
Quarter ending June 2019	826	↓
Variance since June 2018	(5.9%)	↓



ACTIVITY



Month	Adjusted Scheduled Activity (UDA)	
	2019	2020
April	20	113
May	140	163
June	261	224
July	410	
August	538	
September	733	
October	856	
November	980	
December	980	
January	1,268	
February	1,378	
March	1,607	
April	1,712	
May	1,712	
June	1,712	

QUALITY

	Quantity	Base Number	Contract	AT	Region	England
% of FP17s for the same patient ID Re-attending within 3 months - Children	8	157	5.1%	10.7%	10.6%	11.4%
% of FP17s for the same patient ID Re-attending within 3 months - Adults	4	29	13.8%	14.5%	15.2%	15.4%
% of FP17s for the same patient ID Re-attending between 3 & 9 months - Children	77	157	49.0%	59.2%	62.3%	59.8%
% of FP17s for the same patient ID Re-attending between 3 & 9 months - Adults	15	29	51.7%	49.9%	53.3%	52.1%
% of FP17s for Band 1 Urgent Courses	4	143	2.8%	10.1%	9.7%	9.2%
% of FP17s Relating to Free Repair or Replacements	0	143	0.0%	0.6%	0.6%	0.7%
% of FP17s Relating to Continuations	0	143	0.0%	0.5%	0.8%	0.8%
% of Patients satisfied with the dentistry they have received	0	0	N/A	92.6%	93.4%	93.4%
% of Patients satisfied with the time they had to wait for an appointment	0	0	N/A	85.1%	86.8%	87.6%

* This is based on patients treated on this contract for their most recent course of treatment. Figures in italics indicate the base number of FP17s or Patient Questionnaire responses are less than 100. N/A is shown where the base number of responses is less than 10 during the period. % is calculated as Quantity/Base number*100

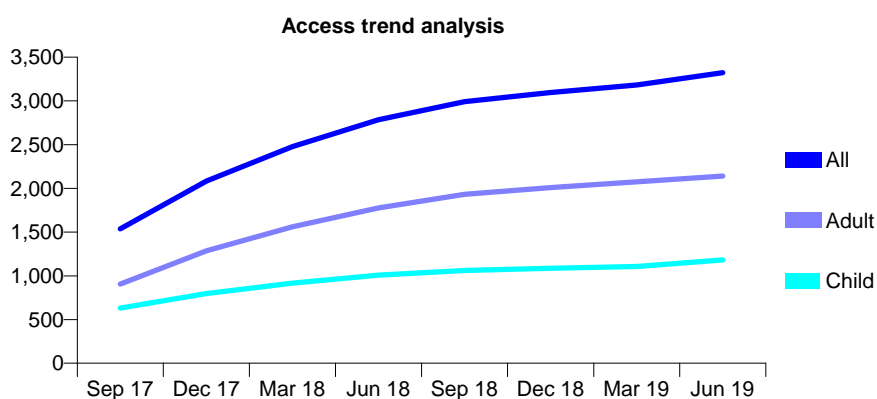
Q69 - Vital Signs At a Glance Contract Report for 100313/0000 - June 2019

Name or company name	OPTIMA CARE (MAIDENHEAD) Ltd
Contract type name	GDS Contract
Purpose of contract	General
Contract start date	01/04/2017
Contract end date	

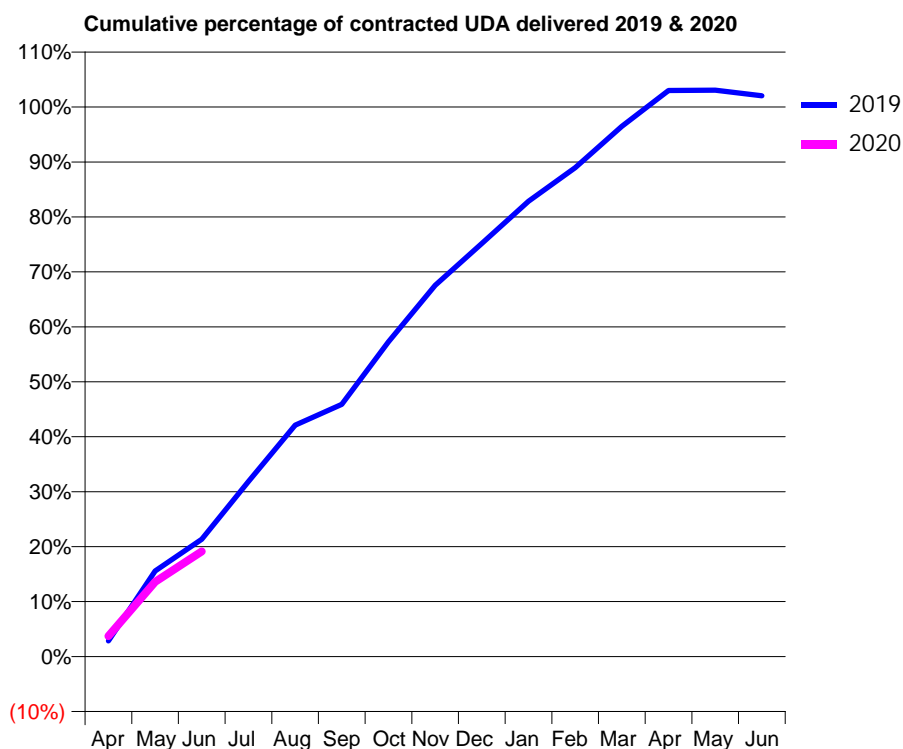
19/20 Contracted general activity (UDA)	7,000
Carry forward general activity (UDA)	0
19/20 Contracted orthodontic activity (UOA)	0
Carry forward orthodontic activity (UOA)	0
Baseline contract value	£182,514.96

ACCESS*

Patients seen in 24 months	Total	Change since previous quarter
Quarter ending June 2018	2,785	
Quarter ending September 2018	2,991	↑
Quarter ending December 2018	3,096	↑
Quarter ending March 2019	3,182	↑
Quarter ending June 2019	3,322	↑
Variance since June 2018	19.3%	↑



ACTIVITY



Month	Adjusted Scheduled Activity (UDA)	
	2019	2020
April	196	261
May	1,071	951
June	1,466	1,339
July	2,188	
August	2,894	
September	3,152	
October	3,935	
November	4,640	
December	5,164	
January	5,689	
February	6,112	
March	6,626	
April	7,075	
May	7,078	
June	7,009	

QUALITY

	Quantity	Base Number	Contract	AT	Region	England
% of FP17s for the same patient ID Re-attending within 3 months - Children	30	441	6.8%	10.7%	10.6%	11.4%
% of FP17s for the same patient ID Re-attending within 3 months - Adults	68	654	10.4%	14.5%	15.2%	15.4%
% of FP17s for the same patient ID Re-attending between 3 & 9 months - Children	189	441	42.9%	59.2%	62.3%	59.8%
% of FP17s for the same patient ID Re-attending between 3 & 9 months - Adults	211	654	32.3%	49.9%	53.3%	52.1%
% of FP17s for Band 1 Urgent Courses	70	681	10.3%	10.1%	9.7%	9.2%
% of FP17s Relating to Free Repair or Replacements	2	681	0.3%	0.6%	0.6%	0.7%
% of FP17s Relating to Continuations	1	681	0.1%	0.5%	0.8%	0.8%
% of Patients satisfied with the dentistry they have received	3	3	N/A	92.6%	93.4%	93.4%
% of Patients satisfied with the time they had to wait for an appointment	3	3	N/A	85.1%	86.8%	87.6%

* This is based on patients treated on this contract for their most recent course of treatment. Figures in italics indicate the base number of FP17s or Patient Questionnaire responses are less than 100. N/A is shown where the base number of responses is less than 10 during the period. % is calculated as Quantity/Base number*100

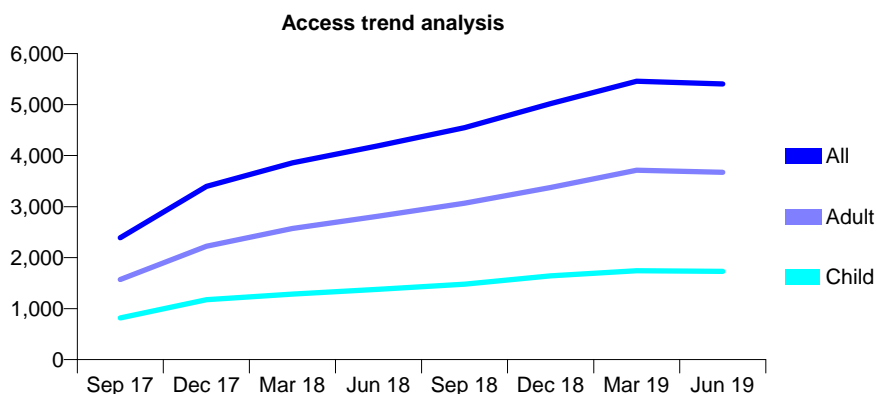
Q69 - Vital Signs At a Glance Contract Report for 100322/0000 - June 2019

Name or company name	Mr F Tahir
Contract type name	GDS Contract
Purpose of contract	General
Contract start date	01/04/2017
Contract end date	

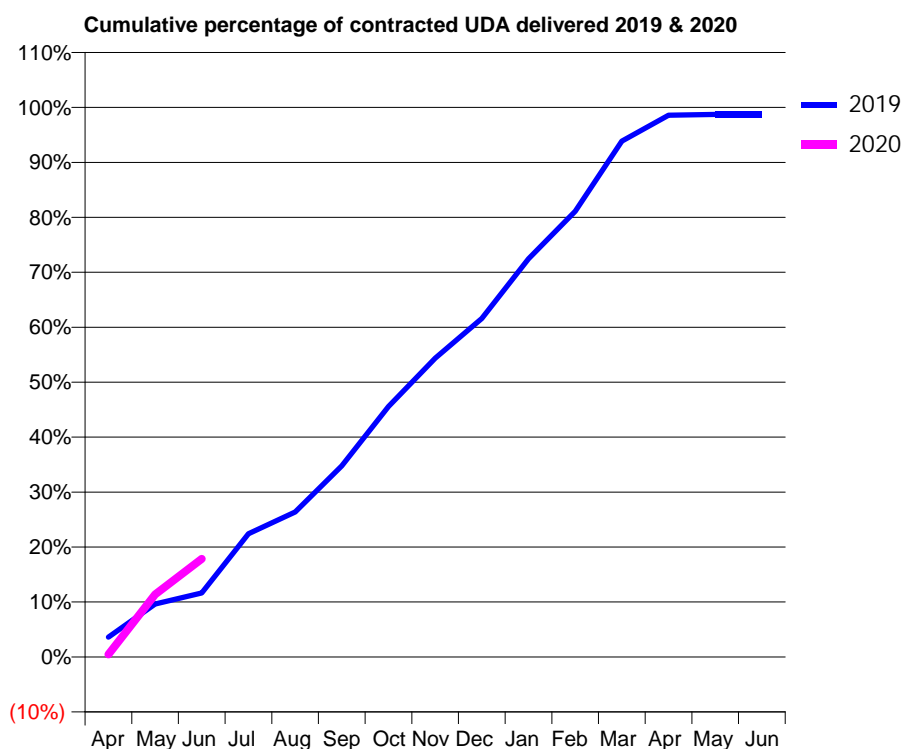
19/20 Contracted general activity (UDA)	13,340
Carry forward general activity (UDA)	0
19/20 Contracted orthodontic activity (UOA)	0
Carry forward orthodontic activity (UOA)	0
Baseline contract value	£310,967.90

ACCESS*

Patients seen in 24 months	Total	Change since previous quarter
Quarter ending June 2018	4,194	
Quarter ending September 2018	4,548	↑
Quarter ending December 2018	5,017	↑
Quarter ending March 2019	5,457	↑
Quarter ending June 2019	5,406	→
Variance since June 2018	28.9%	↑



ACTIVITY



Adjusted Scheduled Activity (UDA)		
Month	2019	2020
April	482	62
May	1,286	1,519
June	1,556	2,380
July	2,990	
August	3,521	
September	4,639	
October	6,078	
November	7,253	
December	8,219	
January	9,665	
February	10,818	
March	12,520	
April	13,150	
May	13,171	
June	13,171	

QUALITY

	Quantity	Base Number	Contract	AT	Region	England
% of FP17s for the same patient ID Re-attending within 3 months - Children	31	620	5.0%	10.7%	10.6%	11.4%
% of FP17s for the same patient ID Re-attending within 3 months - Adults	142	1,100	12.9%	14.5%	15.2%	15.4%
% of FP17s for the same patient ID Re-attending between 3 & 9 months - Children	390	620	62.9%	59.2%	62.3%	59.8%
% of FP17s for the same patient ID Re-attending between 3 & 9 months - Adults	601	1,100	54.6%	49.9%	53.3%	52.1%
% of FP17s for Band 1 Urgent Courses	148	1,419	10.4%	10.1%	9.7%	9.2%
% of FP17s Relating to Free Repair or Replacements	5	1,419	0.4%	0.6%	0.6%	0.7%
% of FP17s Relating to Continuations	4	1,419	0.3%	0.5%	0.8%	0.8%
% of Patients satisfied with the dentistry they have received	2	2	N/A	92.6%	93.4%	93.4%
% of Patients satisfied with the time they had to wait for an appointment	2	2	N/A	85.1%	86.8%	87.6%

* This is based on patients treated on this contract for their most recent course of treatment.

Figures in italics indicate the base number of FP17s or Patient Questionnaire responses are less than 100. N/A is shown where the base number of responses is less than 10 during the period. % is calculated as Quantity/Base number*100

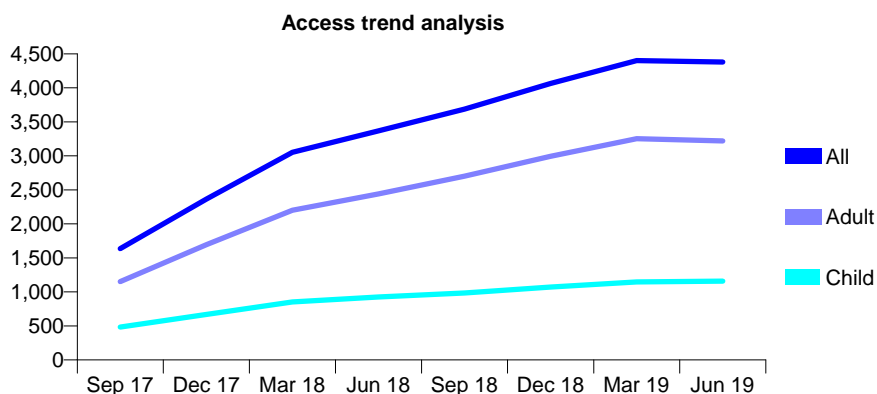
Q69 - Vital Signs At a Glance Contract Report for 100323/0000 - June 2019

Name or company name	Mr F Tahir
Contract type name	GDS Contract
Purpose of contract	General
Contract start date	01/04/2017
Contract end date	

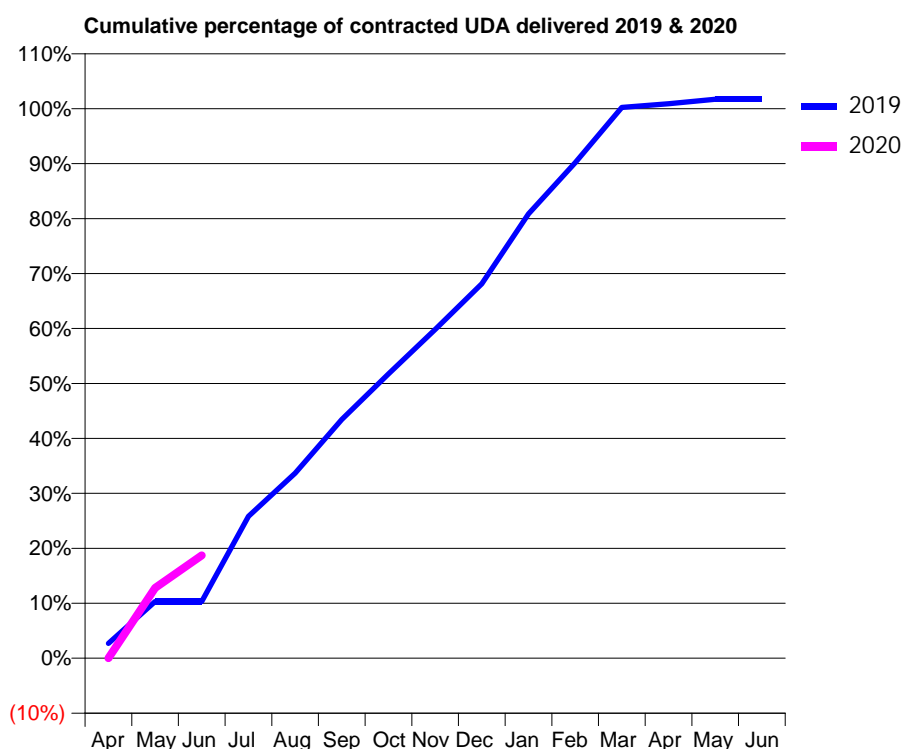
19/20 Contracted general activity (UDA)	12,351
Carry forward general activity (UDA)	0
19/20 Contracted orthodontic activity (UOA)	0
Carry forward orthodontic activity (UOA)	0
Baseline contract value	£287,645.57

ACCESS*

Patients seen in 24 months	Total	Change since previous quarter
Quarter ending June 2018	3,367	
Quarter ending September 2018	3,687	↑
Quarter ending December 2018	4,066	↑
Quarter ending March 2019	4,400	↑
Quarter ending June 2019	4,379	→
Variance since June 2018	30.1%	↑



ACTIVITY



Month	2019	2020
April	334	0
May	1,275	1,582
June	1,275	2,314
July	3,188	
August	4,162	
September	5,364	
October	6,388	
November	7,389	
December	8,415	
January	9,985	
February	11,137	
March	12,376	
April	12,461	
May	12,564	
June	12,564	

QUALITY

	Quantity	Base Number	Contract	AT	Region	England
% of FP17s for the same patient ID Re-attending within 3 months - Children	45	362	12.4%	10.7%	10.6%	11.4%
% of FP17s for the same patient ID Re-attending within 3 months - Adults	141	806	17.5%	14.5%	15.2%	15.4%
% of FP17s for the same patient ID Re-attending between 3 & 9 months - Children	193	362	53.3%	59.2%	62.3%	59.8%
% of FP17s for the same patient ID Re-attending between 3 & 9 months - Adults	378	806	46.9%	49.9%	53.3%	52.1%
% of FP17s for Band 1 Urgent Courses	89	1,082	8.2%	10.1%	9.7%	9.2%
% of FP17s Relating to Free Repair or Replacements	14	1,082	1.3%	0.6%	0.6%	0.7%
% of FP17s Relating to Continuations	3	1,082	0.3%	0.5%	0.8%	0.8%
% of Patients satisfied with the dentistry they have received	1	1	N/A	92.6%	93.4%	93.4%
% of Patients satisfied with the time they had to wait for an appointment	0	1	N/A	85.1%	86.8%	87.6%

* This is based on patients treated on this contract for their most recent course of treatment. Figures in italics indicate the base number of FP17s or Patient Questionnaire responses are less than 100. N/A is shown where the base number of responses is less than 10 during the period. % is calculated as Quantity/Base number*100

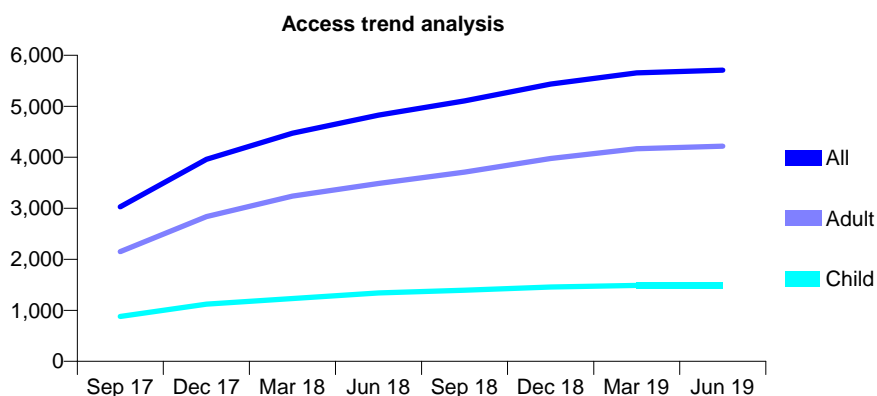
Q69 - Vital Signs At a Glance Contract Report for 100333/0000 - June 2019

Name or company name	Dentalcare Limited
Contract type name	GDS Contract
Purpose of contract	General
Contract start date	01/04/2017
Contract end date	

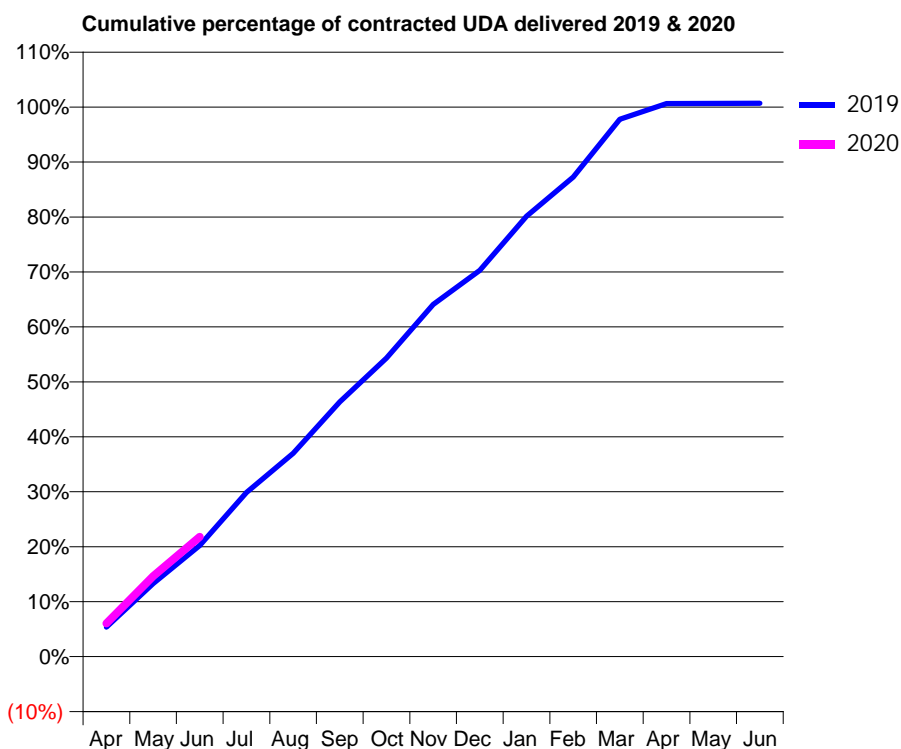
19/20 Contracted general activity (UDA)	14,471
Carry forward general activity (UDA)	0
19/20 Contracted orthodontic activity (UOA)	0
Carry forward orthodontic activity (UOA)	0
Baseline contract value	£337,062.18

ACCESS*

Patients seen in 24 months	Total	Change since previous quarter
Quarter ending June 2018	4,828	
Quarter ending September 2018	5,106	↑
Quarter ending December 2018	5,433	↑
Quarter ending March 2019	5,656	↑
Quarter ending June 2019	5,708	→
Variance since June 2018	18.2%	↑



ACTIVITY



Month	Adjusted Scheduled Activity (UDA)	
	2019	2020
April	818	877
May	2,017	2,120
June	3,072	3,156
July	4,538	
August	5,621	
September	7,040	
October	8,255	
November	9,737	
December	10,681	
January	12,173	
February	13,262	
March	14,859	
April	15,290	
May	15,295	
June	15,301	

QUALITY

	Quantity	Base Number	Contract	AT	Region	England
% of FP17s for the same patient ID Re-attending within 3 months - Children	27	518	5.2%	10.7%	10.6%	11.4%
% of FP17s for the same patient ID Re-attending within 3 months - Adults	191	1,434	13.3%	14.5%	15.2%	15.4%
% of FP17s for the same patient ID Re-attending between 3 & 9 months - Children	364	518	70.3%	59.2%	62.3%	59.8%
% of FP17s for the same patient ID Re-attending between 3 & 9 months - Adults	818	1,434	57.0%	49.9%	53.3%	52.1%
% of FP17s for Band 1 Urgent Courses	128	1,689	7.6%	10.1%	9.7%	9.2%
% of FP17s Relating to Free Repair or Replacements	16	1,689	0.9%	0.6%	0.6%	0.7%
% of FP17s Relating to Continuations	2	1,689	0.1%	0.5%	0.8%	0.8%
% of Patients satisfied with the dentistry they have received	6	6	N/A	92.6%	93.4%	93.4%
% of Patients satisfied with the time they had to wait for an appointment	6	6	N/A	85.1%	86.8%	87.6%

* This is based on patients treated on this contract for their most recent course of treatment. Figures in italics indicate the base number of FP17s or Patient Questionnaire responses are less than 100. N/A is shown where the base number of responses is less than 10 during the period. % is calculated as Quantity/Base number*100

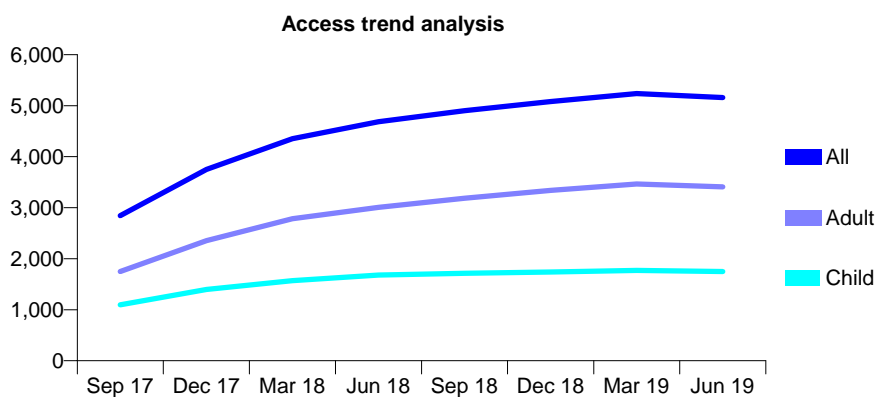
Q69 - Vital Signs At a Glance Contract Report for 100347/0000 - June 2019

Name or company name	PURESMILE EARLEY LTD
Contract type name	GDS Contract
Purpose of contract	General
Contract start date	01/04/2017
Contract end date	

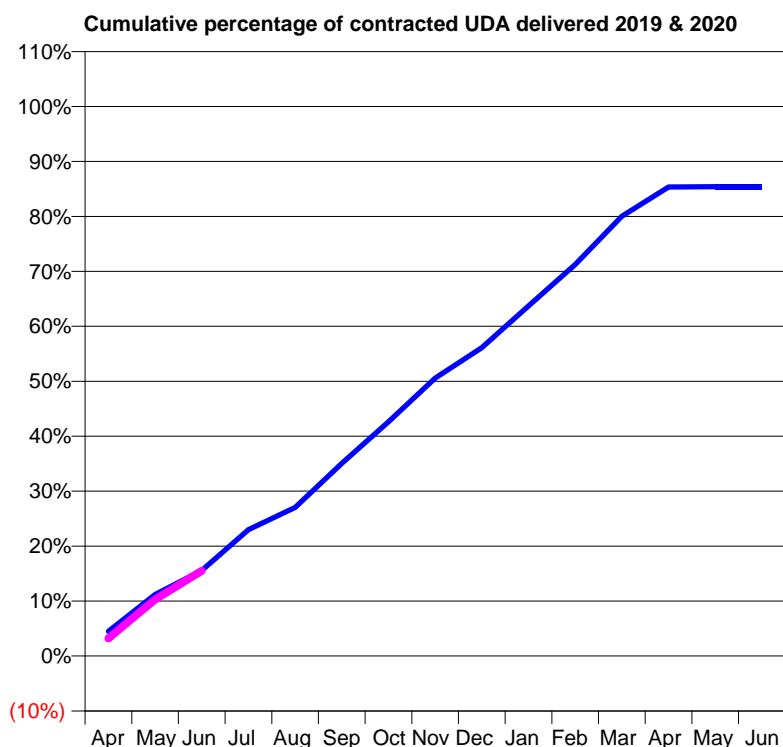
19/20 Contracted general activity (UDA)	14,000
Carry forward general activity (UDA)	0
19/20 Contracted orthodontic activity (UOA)	0
Carry forward orthodontic activity (UOA)	0
Baseline contract value	£333,004.67

ACCESS*

Patients seen in 24 months	Total	Change since previous quarter
Quarter ending June 2018	4,687	
Quarter ending September 2018	4,901	↑
Quarter ending December 2018	5,080	↑
Quarter ending March 2019	5,237	↑
Quarter ending June 2019	5,159	↓
Variance since June 2018	10.1%	↑



ACTIVITY



Month	Adjusted Scheduled Activity (UDA)	
	2019	2020
April	681	450
May	1,696	1,442
June	2,360	2,172
July	3,483	
August	4,098	
September	5,309	
October	6,457	
November	7,664	
December	8,503	
January	9,652	
February	10,792	
March	12,123	
April	12,929	
May	12,941	
June	12,942	

QUALITY

	Quantity	Base Number	Contract	AT	Region	England
% of FP17s for the same patient ID Re-attending within 3 months - Children	44	566	7.8%	10.7%	10.6%	11.4%
% of FP17s for the same patient ID Re-attending within 3 months - Adults	126	927	13.6%	14.5%	15.2%	15.4%
% of FP17s for the same patient ID Re-attending between 3 & 9 months - Children	320	566	56.5%	59.2%	62.3%	59.8%
% of FP17s for the same patient ID Re-attending between 3 & 9 months - Adults	486	927	52.4%	49.9%	53.3%	52.1%
% of FP17s for Band 1 Urgent Courses	105	1,162	9.0%	10.1%	9.7%	9.2%
% of FP17s Relating to Free Repair or Replacements	10	1,162	0.9%	0.6%	0.6%	0.7%
% of FP17s Relating to Continuations	6	1,162	0.5%	0.5%	0.8%	0.8%
% of Patients satisfied with the dentistry they have received	6	6	N/A	92.6%	93.4%	93.4%
% of Patients satisfied with the time they had to wait for an appointment	3	6	N/A	85.1%	86.8%	87.6%

* This is based on patients treated on this contract for their most recent course of treatment. Figures in italics indicate the base number of FP17s or Patient Questionnaire responses are less than 100. N/A is shown where the base number of responses is less than 10 during the period. % is calculated as Quantity/Base number*100

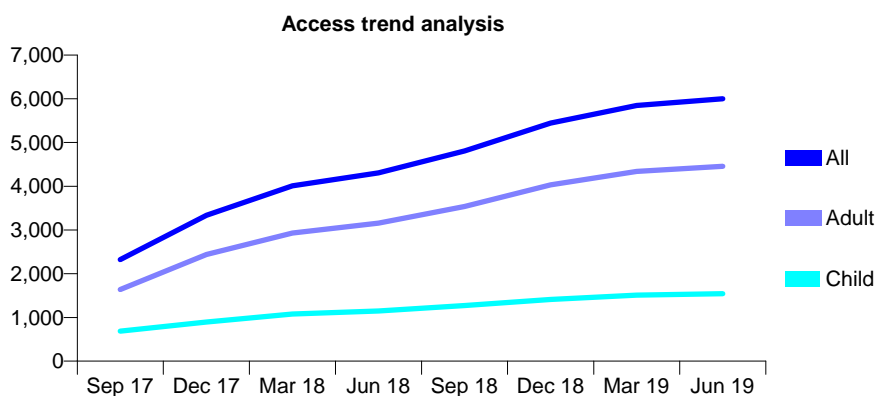
Q69 - Vital Signs At a Glance Contract Report for 100374/0000 - June 2019

Name or company name	MR AF RAI
Contract type name	GDS Contract
Purpose of contract	General
Contract start date	01/04/2017
Contract end date	

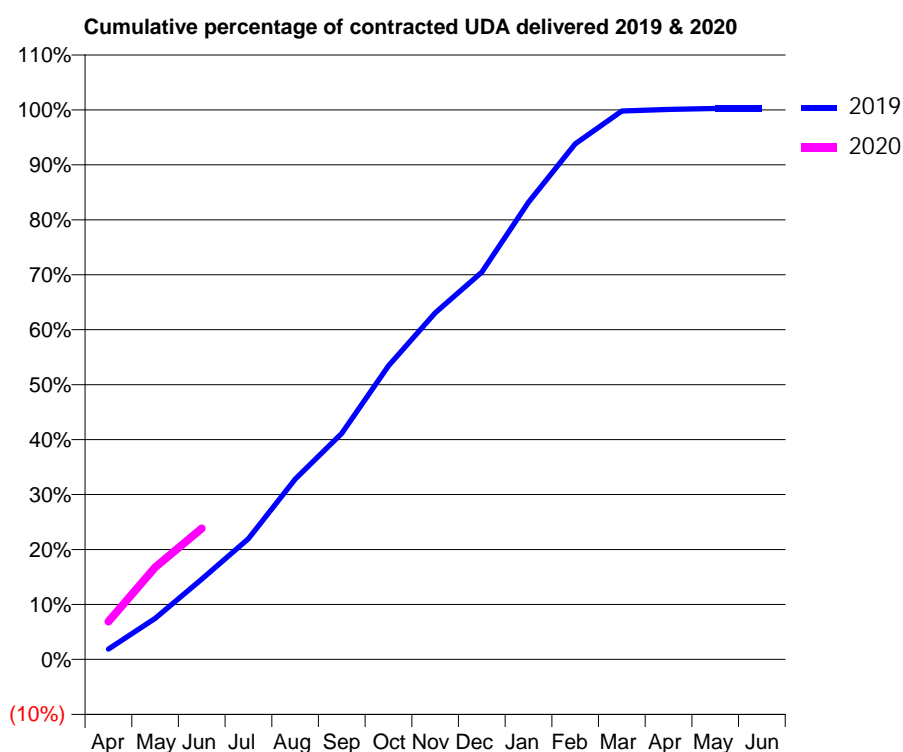
19/20 Contracted general activity (UDA)	15,000
Carry forward general activity (UDA)	0
19/20 Contracted orthodontic activity (UOA)	0
Carry forward orthodontic activity (UOA)	0
Baseline contract value	£325,116.78

ACCESS*

Patients seen in 24 months	Total	Change since previous quarter
Quarter ending June 2018	4,304	
Quarter ending September 2018	4,807	↑
Quarter ending December 2018	5,443	↑
Quarter ending March 2019	5,849	↑
Quarter ending June 2019	6,000	↑
Variance since June 2018	39.4%	↑



ACTIVITY



Month	2019	2020
April	283	1,032
May	1,123	2,515
June	2,189	3,578
July	3,297	
August	4,919	
September	6,172	
October	8,012	
November	9,460	
December	10,570	
January	12,482	
February	14,074	
March	14,968	
April	15,013	
May	15,038	
June	15,039	

QUALITY

	Quantity	Base Number	Contract	AT	Region	England
% of FP17s for the same patient ID Re-attending within 3 months - Children	52	528	9.8%	10.7%	10.6%	11.4%
% of FP17s for the same patient ID Re-attending within 3 months - Adults	234	1,335	17.5%	14.5%	15.2%	15.4%
% of FP17s for the same patient ID Re-attending between 3 & 9 months - Children	255	528	48.3%	59.2%	62.3%	59.8%
% of FP17s for the same patient ID Re-attending between 3 & 9 months - Adults	541	1,335	40.5%	49.9%	53.3%	52.1%
% of FP17s for Band 1 Urgent Courses	256	1,814	14.1%	10.1%	9.7%	9.2%
% of FP17s Relating to Free Repair or Replacements	15	1,814	0.8%	0.6%	0.6%	0.7%
% of FP17s Relating to Continuations	46	1,814	2.5%	0.5%	0.8%	0.8%
% of Patients satisfied with the dentistry they have received	1	1	N/A	92.6%	93.4%	93.4%
% of Patients satisfied with the time they had to wait for an appointment	1	1	N/A	85.1%	86.8%	87.6%

* This is based on patients treated on this contract for their most recent course of treatment. Figures in italics indicate the base number of FP17s or Patient Questionnaire responses are less than 100. N/A is shown where the base number of responses is less than 10 during the period. % is calculated as Quantity/Base number*100

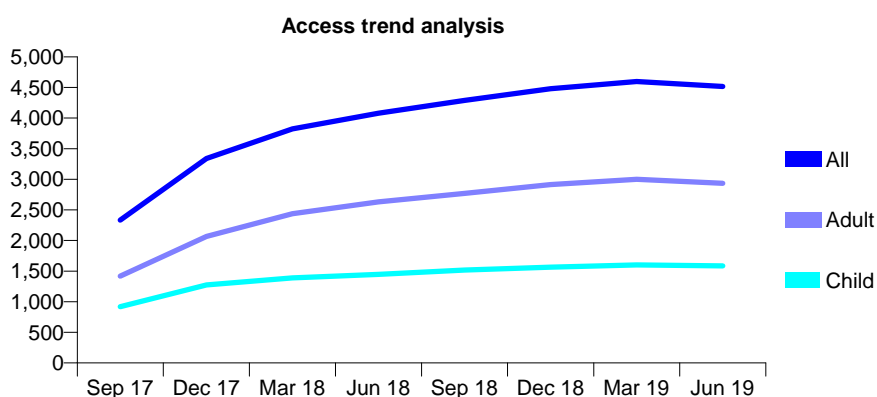
Q69 - Vital Signs At a Glance Contract Report for 100394/0000 - June 2019

Name or company name	Puresmile Marlow
Contract type name	GDS Contract
Purpose of contract	General
Contract start date	01/04/2017
Contract end date	

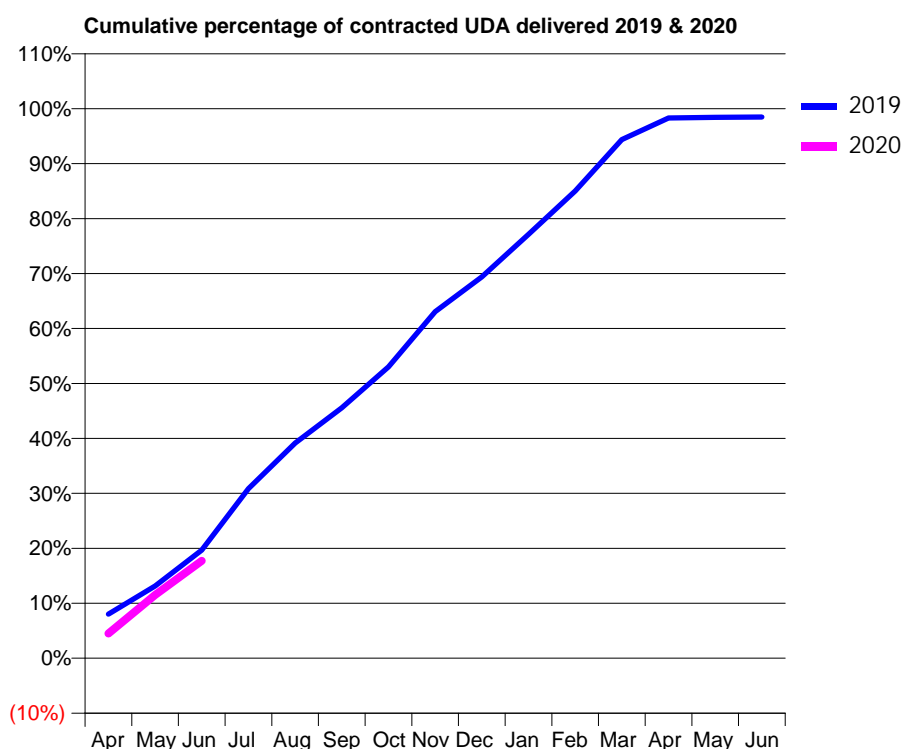
19/20 Contracted general activity (UDA)	12,000
Carry forward general activity (UDA)	0
19/20 Contracted orthodontic activity (UOA)	0
Carry forward orthodontic activity (UOA)	0
Baseline contract value	£260,590.74

ACCESS*

Patients seen in 24 months	Total	Change since previous quarter
Quarter ending June 2018	4,079	
Quarter ending September 2018	4,288	↑
Quarter ending December 2018	4,480	↑
Quarter ending March 2019	4,599	↑
Quarter ending June 2019	4,518	↓
Variance since June 2018	10.8%	↑



ACTIVITY



Month	2019	2020
April	1,049	541
May	1,722	1,383
June	2,571	2,128
July	4,036	
August	5,121	
September	5,961	
October	6,935	
November	8,248	
December	9,075	
January	10,089	
February	11,120	
March	12,343	
April	12,858	
May	12,872	
June	12,881	

QUALITY

	Quantity	Base Number	Contract	AT	Region	England
% of FP17s for the same patient ID Re-attending within 3 months - Children	35	559	6.3%	10.7%	10.6%	11.4%
% of FP17s for the same patient ID Re-attending within 3 months - Adults	133	803	16.6%	14.5%	15.2%	15.4%
% of FP17s for the same patient ID Re-attending between 3 & 9 months - Children	373	559	66.7%	59.2%	62.3%	59.8%
% of FP17s for the same patient ID Re-attending between 3 & 9 months - Adults	429	803	53.4%	49.9%	53.3%	52.1%
% of FP17s for Band 1 Urgent Courses	114	1,119	10.2%	10.1%	9.7%	9.2%
% of FP17s Relating to Free Repair or Replacements	12	1,119	1.1%	0.6%	0.6%	0.7%
% of FP17s Relating to Continuations	12	1,119	1.1%	0.5%	0.8%	0.8%
% of Patients satisfied with the dentistry they have received	3	3	N/A	92.6%	93.4%	93.4%
% of Patients satisfied with the time they had to wait for an appointment	3	3	N/A	85.1%	86.8%	87.6%

* This is based on patients treated on this contract for their most recent course of treatment.

Figures in italics indicate the base number of FP17s or Patient Questionnaire responses are less than 100. N/A is shown where the base number of responses is less than 10 during the period. % is calculated as Quantity/Base number*100

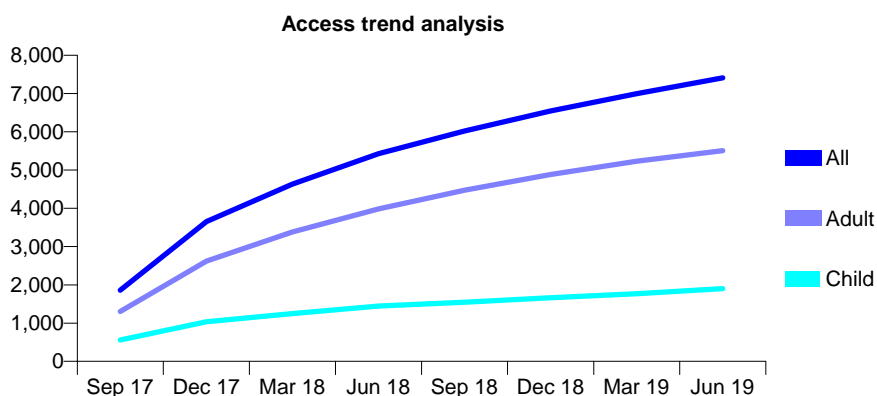
Q69 - Vital Signs At a Glance Contract Report for 100472/0000 - June 2019

Name or company name	Rodericks Dental Limited
Contract type name	GDS Contract
Purpose of contract	General
Contract start date	01/07/2017
Contract end date	

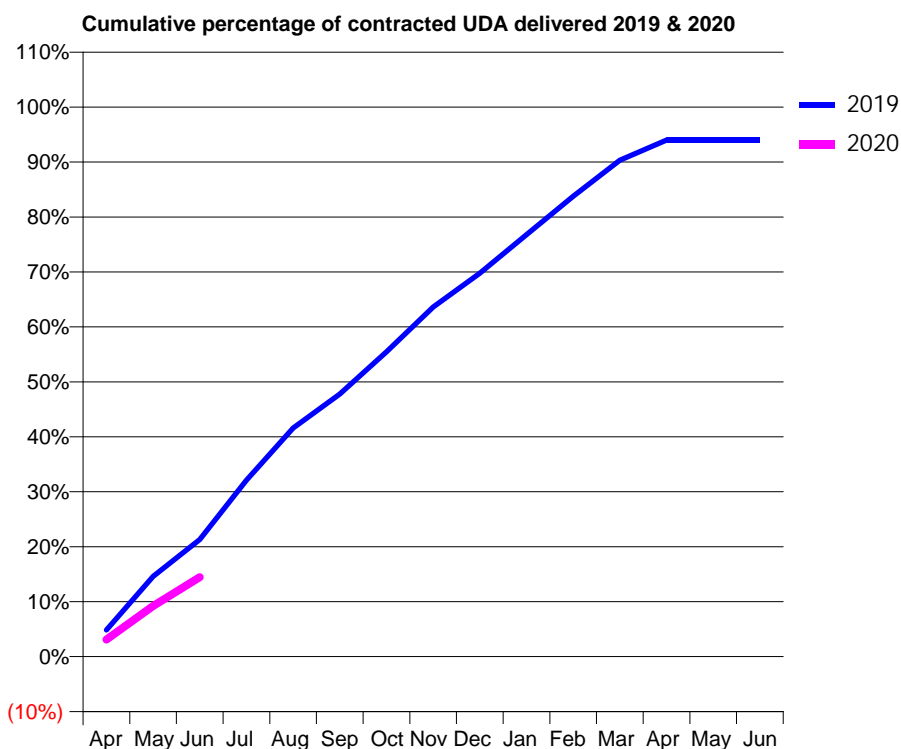
19/20 Contracted general activity (UDA)	18,000
Carry forward general activity (UDA)	0
19/20 Contracted orthodontic activity (UOA)	0
Carry forward orthodontic activity (UOA)	0
Baseline contract value	£474,350.16

ACCESS*

Patients seen in 24 months	Total	Change since previous quarter
Quarter ending June 2018	5,427	
Quarter ending September 2018	6,021	↑
Quarter ending December 2018	6,546	↑
Quarter ending March 2019	6,999	↑
Quarter ending June 2019	7,410	↑
Variance since June 2018	36.5%	↑



ACTIVITY



Month	Adjusted Scheduled Activity (UDA)	
	2019	2020
April	871	562
May	2,626	1,663
June	3,833	2,602
July	5,782	
August	7,489	
September	8,598	
October	9,985	
November	11,449	
December	12,558	
January	13,822	
February	15,075	
March	16,258	
April	16,920	
May	16,921	
June	16,918	

QUALITY

	Quantity	Base Number	Contract	AT	Region	England
% of FP17s for the same patient ID Re-attending within 3 months - Children	36	609	5.9%	10.7%	10.6%	11.4%
% of FP17s for the same patient ID Re-attending within 3 months - Adults	164	1,397	11.7%	14.5%	15.2%	15.4%
% of FP17s for the same patient ID Re-attending between 3 & 9 months - Children	310	609	50.9%	59.2%	62.3%	59.8%
% of FP17s for the same patient ID Re-attending between 3 & 9 months - Adults	623	1,397	44.6%	49.9%	53.3%	52.1%
% of FP17s for Band 1 Urgent Courses	90	1,387	6.5%	10.1%	9.7%	9.2%
% of FP17s Relating to Free Repair or Replacements	6	1,387	0.4%	0.6%	0.6%	0.7%
% of FP17s Relating to Continuations	11	1,387	0.8%	0.5%	0.8%	0.8%
% of Patients satisfied with the dentistry they have received	0	0	N/A	92.6%	93.4%	93.4%
% of Patients satisfied with the time they had to wait for an appointment	0	0	N/A	85.1%	86.8%	87.6%

* This is based on patients treated on this contract for their most recent course of treatment. Figures in italics indicate the base number of FP17s or Patient Questionnaire responses are less than 100. N/A is shown where the base number of responses is less than 10 during the period. % is calculated as Quantity/Base number*100

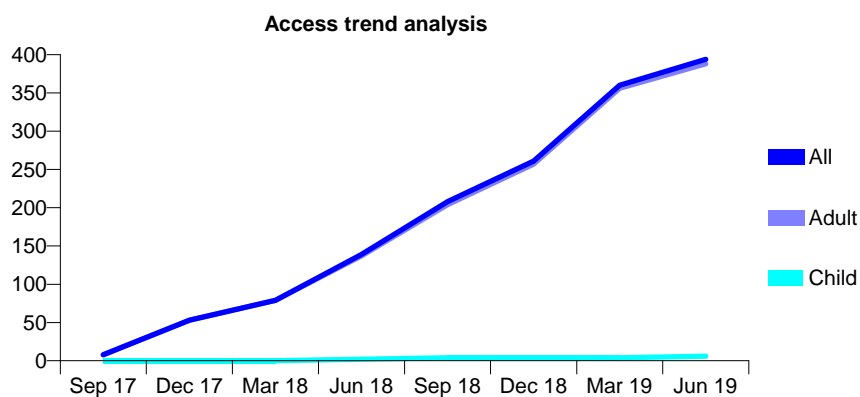
Q69 - Vital Signs At a Glance Contract Report for 100474/0000 - June 2019

Name or company name	Oxfordshire Priority Dental Service
Contract type name	PDS Contract
Purpose of contract	General
Contract start date	01/07/2017
Contract end date	31/03/2020

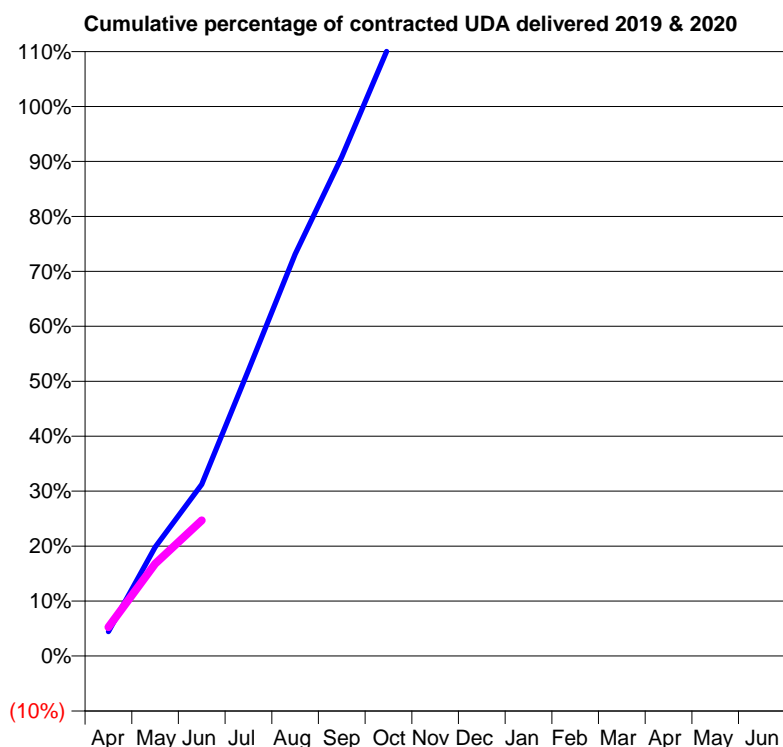
19/20 Contracted general activity (UDA)	2,000
Carry forward general activity (UDA)	0
19/20 Contracted orthodontic activity (UOA)	0
Carry forward orthodontic activity (UOA)	0
Baseline contract value	£0.00

ACCESS*

Patients seen in 24 months	Total	Change since previous quarter
Quarter ending June 2018	139	
Quarter ending September 2018	208	↑
Quarter ending December 2018	261	↑
Quarter ending March 2019	360	↑
Quarter ending June 2019	394	↑
Variance since June 2018	183.5%	↑



ACTIVITY



Month	Adjusted Scheduled Activity (UDA)	
	2019	2020
April	89	105
May	396	336
June	625	494
July	1,041	
August	1,463	
September	1,816	
October	2,216	
November	2,470	
December	2,837	
January	3,221	
February	3,674	
March	4,047	
April	4,256	
May	4,256	
June	4,256	

QUALITY

	Quantity	Base Number	Contract	AT	Region	England
% of FP17s for the same patient ID Re-attending within 3 months - Children	0	5	0.0%	10.7%	10.6%	11.4%
% of FP17s for the same patient ID Re-attending within 3 months - Adults	2	258	0.8%	14.5%	15.2%	15.4%
% of FP17s for the same patient ID Re-attending between 3 & 9 months - Children	0	5	0.0%	59.2%	62.3%	59.8%
% of FP17s for the same patient ID Re-attending between 3 & 9 months - Adults	3	258	1.2%	49.9%	53.3%	52.1%
% of FP17s for Band 1 Urgent Courses	0	182	0.0%	10.1%	9.7%	9.2%
% of FP17s Relating to Free Repair or Replacements	0	182	0.0%	0.6%	0.6%	0.7%
% of FP17s Relating to Continuations	0	182	0.0%	0.5%	0.8%	0.8%
% of Patients satisfied with the dentistry they have received	1	1	N/A	92.6%	93.4%	93.4%
% of Patients satisfied with the time they had to wait for an appointment	0	1	N/A	85.1%	86.8%	87.6%

* This is based on patients treated on this contract for their most recent course of treatment. Figures in italics indicate the base number of FP17s or Patient Questionnaire responses are less than 100. N/A is shown where the base number of responses is less than 10 during the period. % is calculated as Quantity/Base number*100

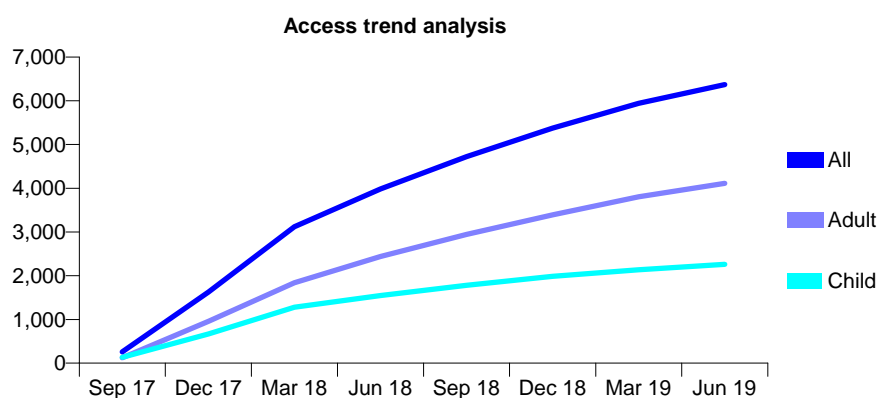
Q69 - Vital Signs At a Glance Contract Report for 100506/0000 - June 2019

Name or company name	Rodericks Dental Limited
Contract type name	GDS Contract
Purpose of contract	General
Contract start date	01/07/2017
Contract end date	

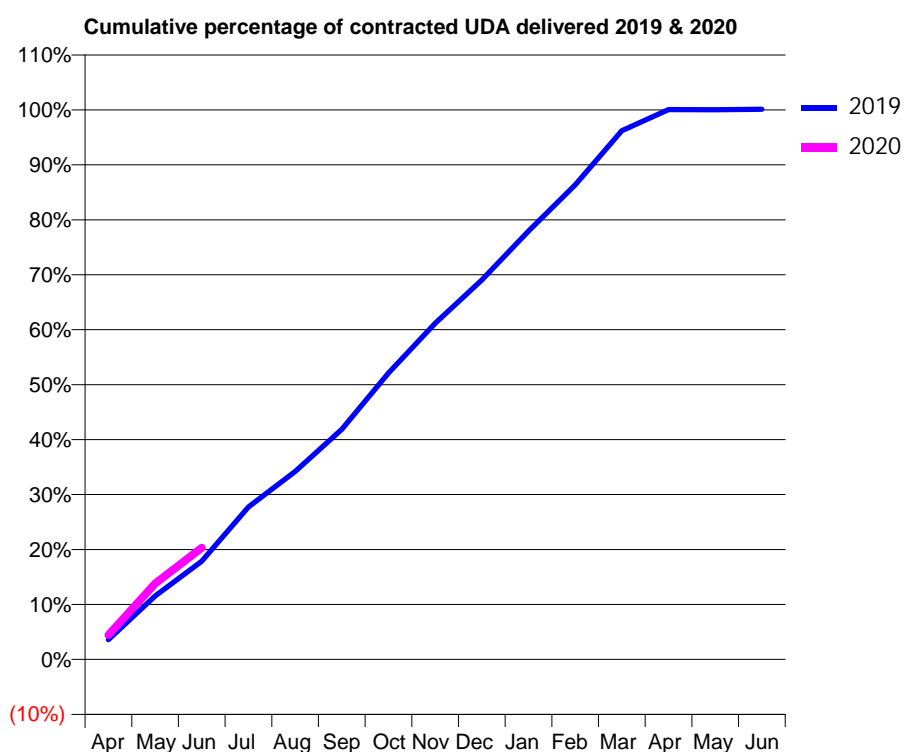
19/20 Contracted general activity (UDA)	15,000
Carry forward general activity (UDA)	0
19/20 Contracted orthodontic activity (UOA)	0
Carry forward orthodontic activity (UOA)	0
Baseline contract value	£403,213.88

ACCESS*

Patients seen in 24 months	Total	Change since previous quarter
Quarter ending June 2018	3,985	
Quarter ending September 2018	4,723	↑
Quarter ending December 2018	5,376	↑
Quarter ending March 2019	5,942	↑
Quarter ending June 2019	6,371	↑
Variance since June 2018	59.9%	↑



ACTIVITY



Month	Adjusted Scheduled Activity (UDA)	
	2019	2020
April	542	666
May	1,731	2,072
June	2,682	3,047
July	4,162	
August	5,130	
September	6,282	
October	7,817	
November	9,176	
December	10,355	
January	11,693	
February	12,952	
March	14,430	
April	15,005	
May	15,003	
June	15,019	

QUALITY

	Quantity	Base Number	Contract	AT	Region	England
% of FP17s for the same patient ID Re-attending within 3 months - Children	113	838	13.5%	10.7%	10.6%	11.4%
% of FP17s for the same patient ID Re-attending within 3 months - Adults	140	1,103	12.7%	14.5%	15.2%	15.4%
% of FP17s for the same patient ID Re-attending between 3 & 9 months - Children	444	838	53.0%	59.2%	62.3%	59.8%
% of FP17s for the same patient ID Re-attending between 3 & 9 months - Adults	358	1,103	32.5%	49.9%	53.3%	52.1%
% of FP17s for Band 1 Urgent Courses	97	1,642	5.9%	10.1%	9.7%	9.2%
% of FP17s Relating to Free Repair or Replacements	17	1,642	1.0%	0.6%	0.6%	0.7%
% of FP17s Relating to Continuations	3	1,642	0.2%	0.5%	0.8%	0.8%
% of Patients satisfied with the dentistry they have received	0	0	N/A	92.6%	93.4%	93.4%
% of Patients satisfied with the time they had to wait for an appointment	0	0	N/A	85.1%	86.8%	87.6%

* This is based on patients treated on this contract for their most recent course of treatment.

Figures in italics indicate the base number of FP17s or Patient Questionnaire responses are less than 100. N/A is shown where the base number of responses is less than 10 during the period. % is calculated as Quantity/Base number*100

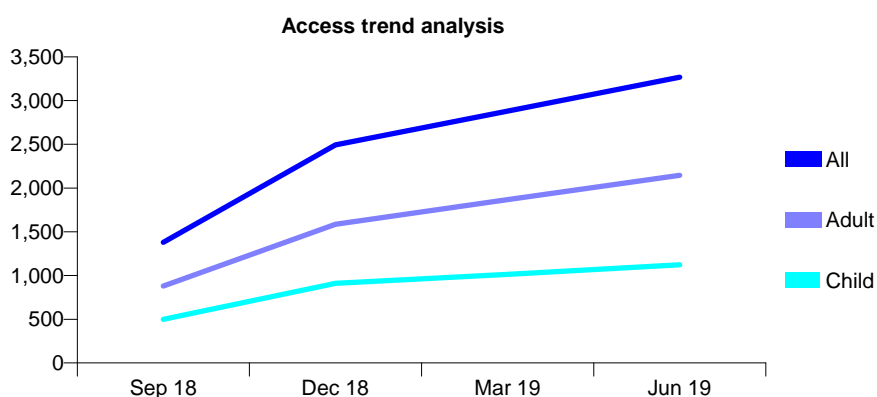
Q69 - Vital Signs At a Glance Contract Report for 100508/0000 - June 2019

Name or company name	Aspire Dental Care Limited
Contract type name	GDS Contract
Purpose of contract	General
Contract start date	01/09/2017
Contract end date	

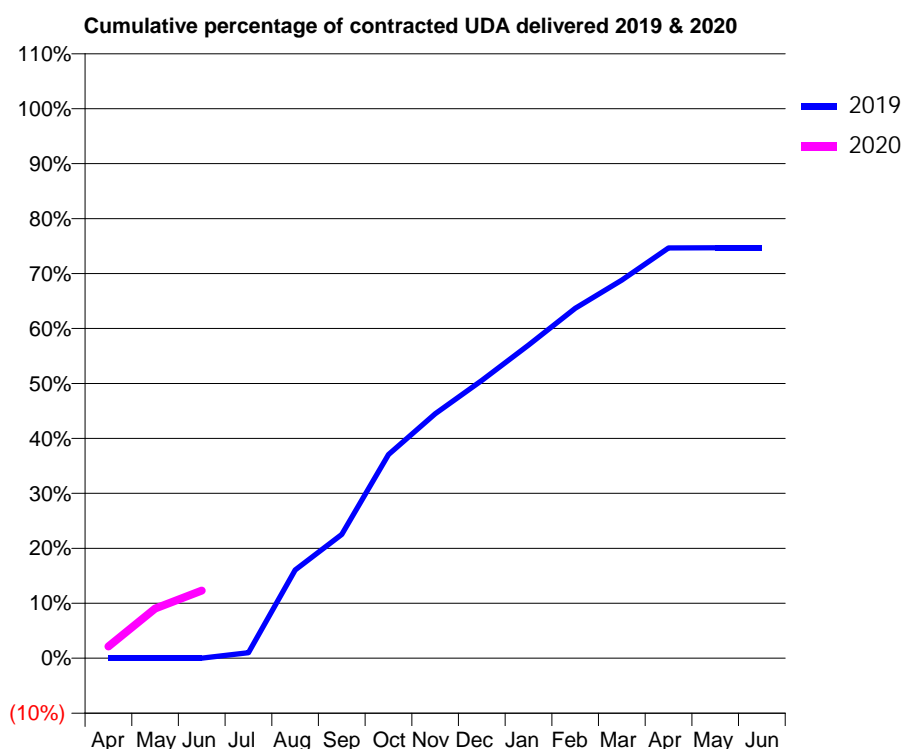
19/20 Contracted general activity (UDA)	12,000
Carry forward general activity (UDA)	0
19/20 Contracted orthodontic activity (UOA)	0
Carry forward orthodontic activity (UOA)	0
Baseline contract value	£312,057.94

ACCESS*

Patients seen in 24 months	Total	Change since previous quarter
Quarter ending June 2018	0	
Quarter ending September 2018	1,379	↑
Quarter ending December 2018	2,494	↑
Quarter ending March 2019	2,880	↑
Quarter ending June 2019	3,268	↑
Variance since June 2018	N/A	



ACTIVITY



Month	2019	2020
April	0	257
May	0	1,084
June	0	1,478
July	121	
August	1,925	
September	2,704	
October	4,448	
November	5,341	
December	6,065	
January	6,835	
February	7,642	
March	8,258	
April	8,960	
May	8,962	
June	8,962	

QUALITY

	Quantity	Base Number	Contract	AT	Region	England
% of FP17s for the same patient ID Re-attending within 3 months - Children	36	415	8.7%	10.7%	10.6%	11.4%
% of FP17s for the same patient ID Re-attending within 3 months - Adults	162	820	19.8%	14.5%	15.2%	15.4%
% of FP17s for the same patient ID Re-attending between 3 & 9 months - Children	206	415	49.6%	59.2%	62.3%	59.8%
% of FP17s for the same patient ID Re-attending between 3 & 9 months - Adults	336	820	41.0%	49.9%	53.3%	52.1%
% of FP17s for Band 1 Urgent Courses	158	842	18.8%	10.1%	9.7%	9.2%
% of FP17s Relating to Free Repair or Replacements	4	842	0.5%	0.6%	0.6%	0.7%
% of FP17s Relating to Continuations	6	842	0.7%	0.5%	0.8%	0.8%
% of Patients satisfied with the dentistry they have received	3	4	N/A	92.6%	93.4%	93.4%
% of Patients satisfied with the time they had to wait for an appointment	3	4	N/A	85.1%	86.8%	87.6%

* This is based on patients treated on this contract for their most recent course of treatment. Figures in italics indicate the base number of FP17s or Patient Questionnaire responses are less than 100. N/A is shown where the base number of responses is less than 10 during the period. % is calculated as Quantity/Base number*100

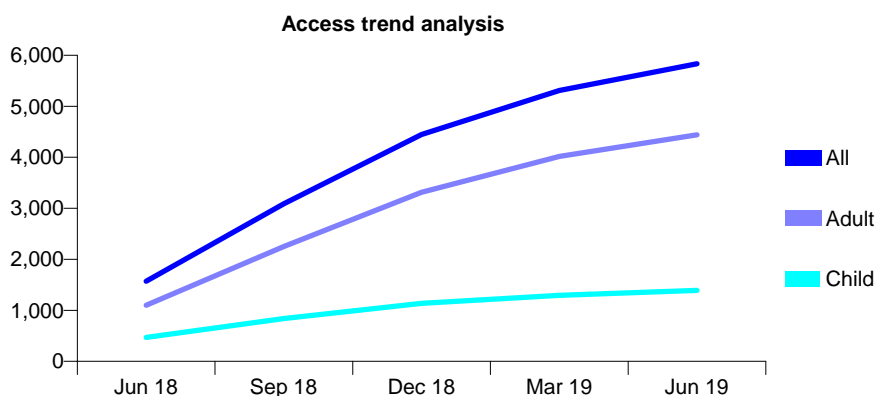
Q69 - Vital Signs At a Glance Contract Report for 100649/0000 - June 2019

Name or company name	Rodericks Dental Limited
Contract type name	GDS Contract
Purpose of contract	General
Contract start date	01/04/2018
Contract end date	

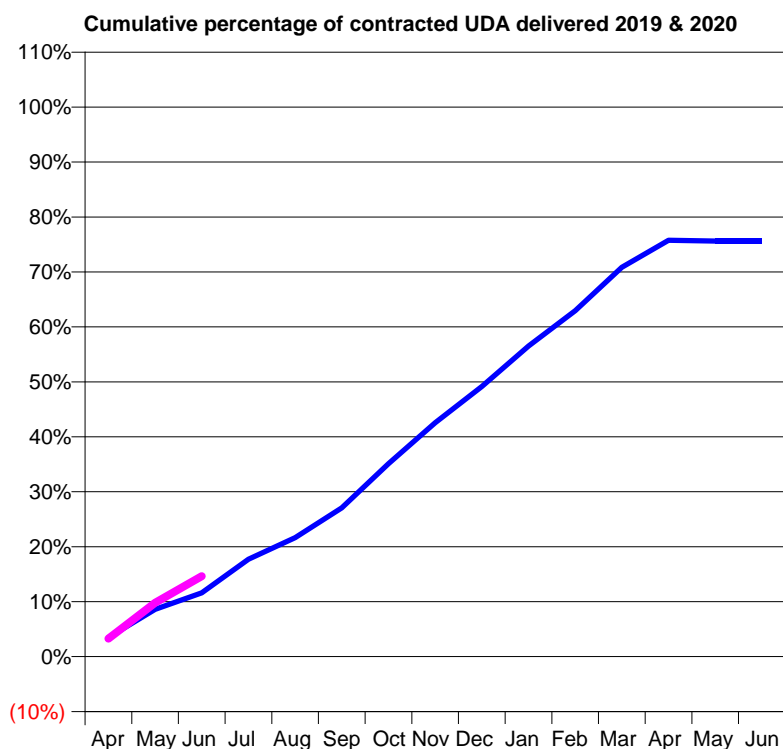
19/20 Contracted general activity (UDA)	20,015
Carry forward general activity (UDA)	0
19/20 Contracted orthodontic activity (UOA)	0
Carry forward orthodontic activity (UOA)	0
Baseline contract value	£520,896.30

ACCESS*

Patients seen in 24 months	Total	Change since previous quarter
Quarter ending June 2018	1,569	
Quarter ending September 2018	3,090	↑
Quarter ending December 2018	4,449	↑
Quarter ending March 2019	5,311	↑
Quarter ending June 2019	5,833	↑
Variance since June 2018	271.8%	↑



ACTIVITY



Month	Adjusted Scheduled Activity (UDA)	
	2019	2020
April	698	658
May	1,721	1,962
June	2,324	2,931
July	3,549	
August	4,335	
September	5,419	
October	7,027	
November	8,514	
December	9,836	
January	11,308	
February	12,595	
March	14,180	
April	15,163	
May	15,130	
June	15,133	

QUALITY

	Quantity	Base Number	Contract	AT	Region	England
% of FP17s for the same patient ID Re-attending within 3 months - Children	38	497	7.6%	10.7%	10.6%	11.4%
% of FP17s for the same patient ID Re-attending within 3 months - Adults	189	1,498	12.6%	14.5%	15.2%	15.4%
% of FP17s for the same patient ID Re-attending between 3 & 9 months - Children	273	497	54.9%	59.2%	62.3%	59.8%
% of FP17s for the same patient ID Re-attending between 3 & 9 months - Adults	752	1,498	50.2%	49.9%	53.3%	52.1%
% of FP17s for Band 1 Urgent Courses	171	1,576	10.9%	10.1%	9.7%	9.2%
% of FP17s Relating to Free Repair or Replacements	5	1,576	0.3%	0.6%	0.6%	0.7%
% of FP17s Relating to Continuations	0	1,576	0.0%	0.5%	0.8%	0.8%
% of Patients satisfied with the dentistry they have received	5	6	N/A	92.6%	93.4%	93.4%
% of Patients satisfied with the time they had to wait for an appointment	3	6	N/A	85.1%	86.8%	87.6%

* This is based on patients treated on this contract for their most recent course of treatment. Figures in italics indicate the base number of FP17s or Patient Questionnaire responses are less than 100. N/A is shown where the base number of responses is less than 10 during the period. % is calculated as Quantity/Base number*100

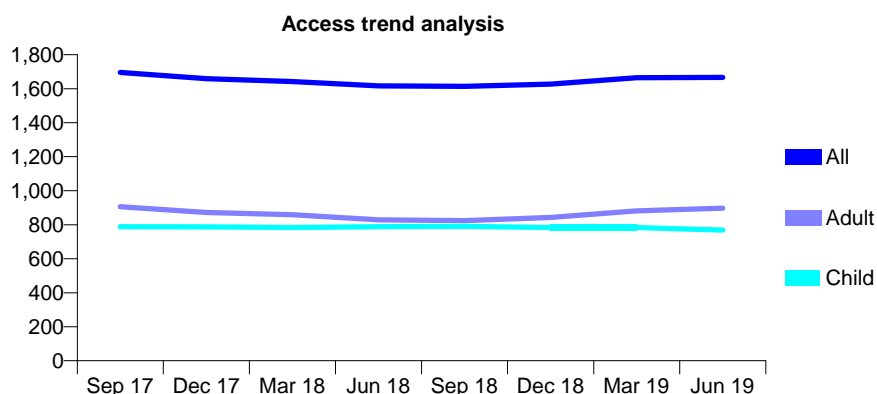
Q69 - Vital Signs At a Glance Contract Report for 101281/0060 - June 2019

Name or company name	OASIS DENTAL CARE LTD
Contract type name	GDS Contract
Purpose of contract	General
Contract start date	01/04/2006
Contract end date	

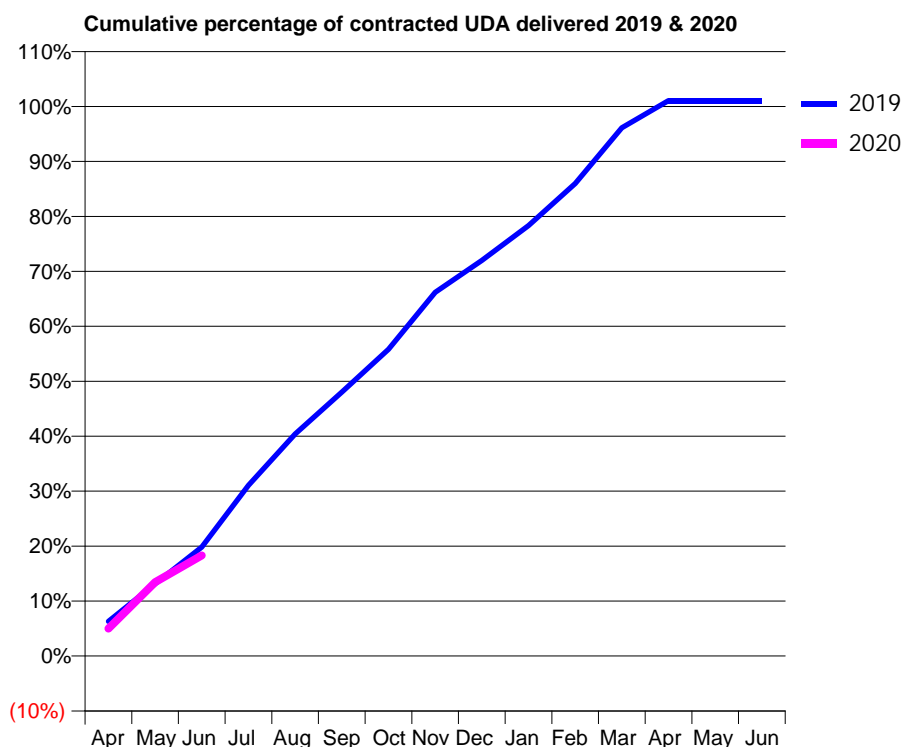
19/20 Contracted general activity (UDA)	3,680
Carry forward general activity (UDA)	0
19/20 Contracted orthodontic activity (UOA)	0
Carry forward orthodontic activity (UOA)	0
Baseline contract value	£85,929.95

ACCESS*

Patients seen in 24 months	Total	Change since previous quarter
Quarter ending June 2018	1,617	
Quarter ending September 2018	1,614	→
Quarter ending December 2018	1,627	→
Quarter ending March 2019	1,665	↑
Quarter ending June 2019	1,666	→
Variance since June 2018	3.0%	↑



ACTIVITY



Month	Adjusted Scheduled Activity (UDA)	
	2019	2020
April	233	185
May	484	494
June	730	674
July	1,143	
August	1,487	
September	1,767	
October	2,054	
November	2,435	
December	2,648	
January	2,882	
February	3,165	
March	3,537	
April	3,719	
May	3,719	
June	3,719	

QUALITY

	Quantity	Base Number	Contract	AT	Region	England
% of FP17s for the same patient ID Re-attending within 3 months - Children	13	245	5.3%	10.7%	10.6%	11.4%
% of FP17s for the same patient ID Re-attending within 3 months - Adults	42	273	15.4%	14.5%	15.2%	15.4%
% of FP17s for the same patient ID Re-attending between 3 & 9 months - Children	175	245	71.4%	59.2%	62.3%	59.8%
% of FP17s for the same patient ID Re-attending between 3 & 9 months - Adults	136	273	49.8%	49.9%	53.3%	52.1%
% of FP17s for Band 1 Urgent Courses	29	426	6.8%	10.1%	9.7%	9.2%
% of FP17s Relating to Free Repair or Replacements	0	426	0.0%	0.6%	0.6%	0.7%
% of FP17s Relating to Continuations	8	426	1.9%	0.5%	0.8%	0.8%
% of Patients satisfied with the dentistry they have received	0	0	N/A	92.6%	93.4%	93.4%
% of Patients satisfied with the time they had to wait for an appointment	0	0	N/A	85.1%	86.8%	87.6%

* This is based on patients treated on this contract for their most recent course of treatment. Figures in italics indicate the base number of FP17s or Patient Questionnaire responses are less than 100. N/A is shown where the base number of responses is less than 10 during the period. % is calculated as Quantity/Base number*100

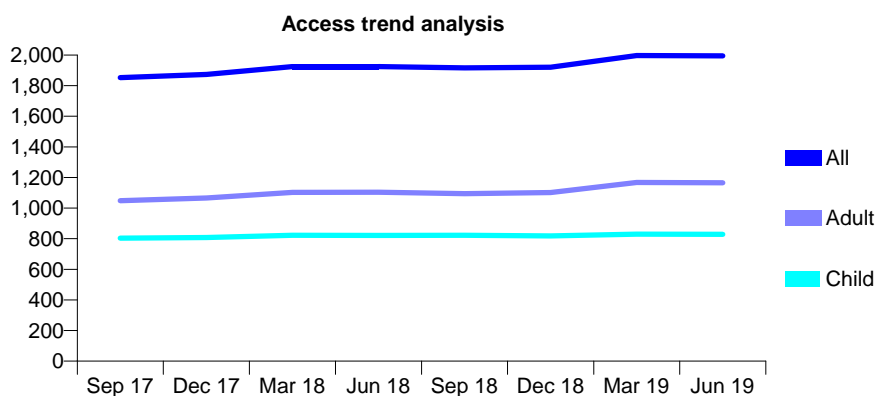
Q69 - Vital Signs At a Glance Contract Report for 101281/0061 - June 2019

Name or company name	OASIS DENTAL CARE LTD
Contract type name	GDS Contract
Purpose of contract	General
Contract start date	01/04/2006
Contract end date	

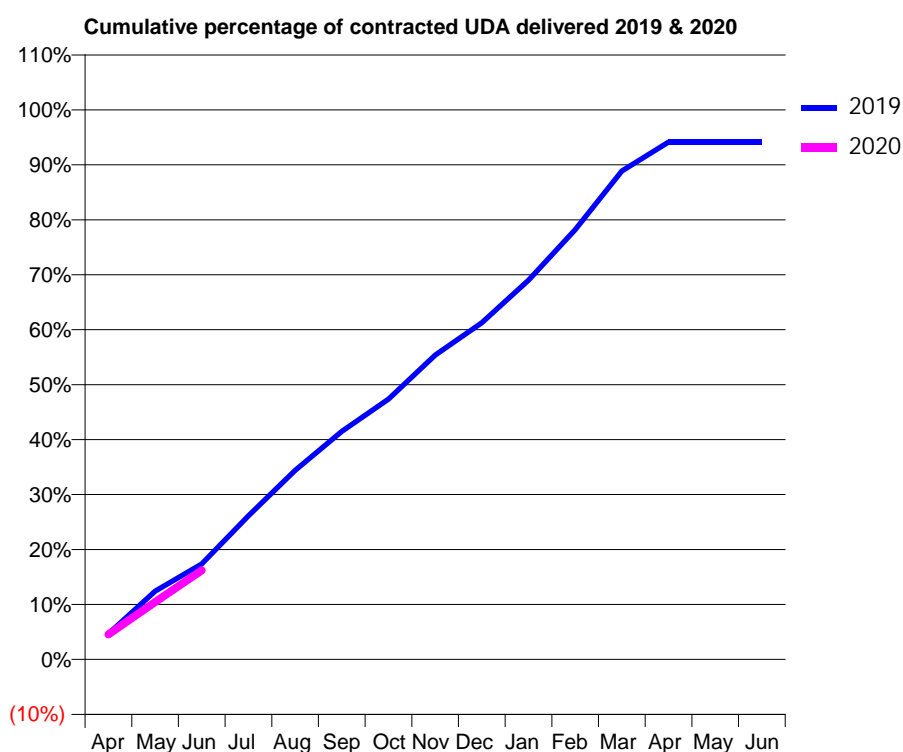
19/20 Contracted general activity (UDA)	4,153
Carry forward general activity (UDA)	0
19/20 Contracted orthodontic activity (UOA)	0
Carry forward orthodontic activity (UOA)	0
Baseline contract value	£91,715.48

ACCESS*

Patients seen in 24 months	Total	Change since previous quarter
Quarter ending June 2018	1,925	
Quarter ending September 2018	1,916	→
Quarter ending December 2018	1,920	→
Quarter ending March 2019	1,997	↑
Quarter ending June 2019	1,994	→
Variance since June 2018	3.6%	↑



ACTIVITY



Month	2019	2020
April	194	190
May	515	434
June	721	674
July	1,086	
August	1,429	
September	1,723	
October	1,967	
November	2,300	
December	2,544	
January	2,865	
February	3,247	
March	3,691	
April	3,910	
May	3,910	
June	3,910	

QUALITY

	Quantity	Base Number	Contract	AT	Region	England
% of FP17s for the same patient ID Re-attending within 3 months - Children	13	256	5.1%	10.7%	10.6%	11.4%
% of FP17s for the same patient ID Re-attending within 3 months - Adults	23	301	7.6%	14.5%	15.2%	15.4%
% of FP17s for the same patient ID Re-attending between 3 & 9 months - Children	142	256	55.5%	59.2%	62.3%	59.8%
% of FP17s for the same patient ID Re-attending between 3 & 9 months - Adults	141	301	46.8%	49.9%	53.3%	52.1%
% of FP17s for Band 1 Urgent Courses	26	449	5.8%	10.1%	9.7%	9.2%
% of FP17s Relating to Free Repair or Replacements	1	449	0.2%	0.6%	0.6%	0.7%
% of FP17s Relating to Continuations	2	449	0.4%	0.5%	0.8%	0.8%
% of Patients satisfied with the dentistry they have received	0	0	N/A	92.6%	93.4%	93.4%
% of Patients satisfied with the time they had to wait for an appointment	0	0	N/A	85.1%	86.8%	87.6%

* This is based on patients treated on this contract for their most recent course of treatment. Figures in italics indicate the base number of FP17s or Patient Questionnaire responses are less than 100. N/A is shown where the base number of responses is less than 10 during the period. % is calculated as Quantity/Base number*100

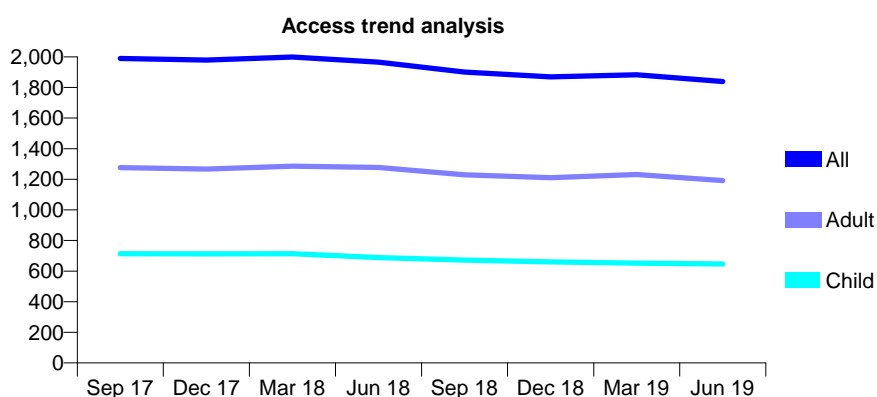
Q69 - Vital Signs At a Glance Contract Report for 101281/0073 - June 2019

Name or company name	OASIS DENTAL CARE LTD
Contract type name	GDS Contract
Purpose of contract	General
Contract start date	01/04/2006
Contract end date	

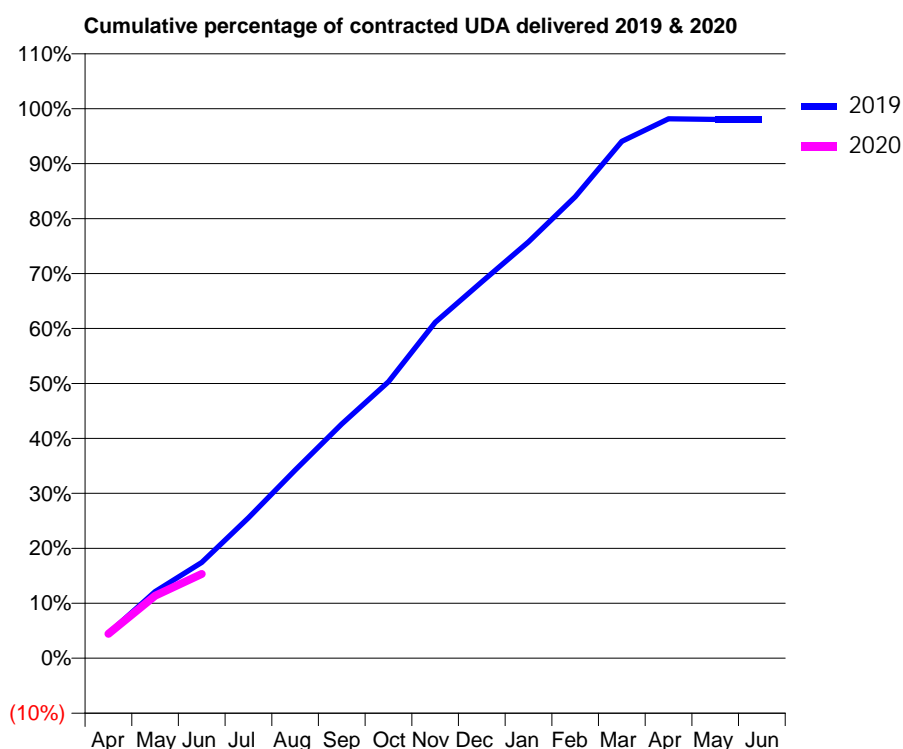
19/20 Contracted general activity (UDA)	4,800
Carry forward general activity (UDA)	0
19/20 Contracted orthodontic activity (UOA)	0
Carry forward orthodontic activity (UOA)	0
Baseline contract value	£112,167.01

ACCESS*

Patients seen in 24 months	Total	Change since previous quarter
Quarter ending June 2018	1,966	
Quarter ending September 2018	1,901	↓
Quarter ending December 2018	1,870	↓
Quarter ending March 2019	1,883	→
Quarter ending June 2019	1,839	↓
Variance since June 2018	(6.5%)	↓



ACTIVITY



Month	2019	2020
April	217	214
May	582	546
June	837	737
July	1,227	
August	1,643	
September	2,046	
October	2,415	
November	2,933	
December	3,287	
January	3,637	
February	4,031	
March	4,514	
April	4,711	
May	4,707	
June	4,707	

QUALITY

	Quantity	Base Number	Contract	AT	Region	England
% of FP17s for the same patient ID Re-attending within 3 months - Children	19	227	8.4%	10.7%	10.6%	11.4%
% of FP17s for the same patient ID Re-attending within 3 months - Adults	29	284	10.2%	14.5%	15.2%	15.4%
% of FP17s for the same patient ID Re-attending between 3 & 9 months - Children	134	227	59.0%	59.2%	62.3%	59.8%
% of FP17s for the same patient ID Re-attending between 3 & 9 months - Adults	175	284	61.6%	49.9%	53.3%	52.1%
% of FP17s for Band 1 Urgent Courses	40	449	8.9%	10.1%	9.7%	9.2%
% of FP17s Relating to Free Repair or Replacements	6	449	1.3%	0.6%	0.6%	0.7%
% of FP17s Relating to Continuations	0	449	0.0%	0.5%	0.8%	0.8%
% of Patients satisfied with the dentistry they have received	1	1	N/A	92.6%	93.4%	93.4%
% of Patients satisfied with the time they had to wait for an appointment	1	1	N/A	85.1%	86.8%	87.6%

* This is based on patients treated on this contract for their most recent course of treatment. Figures in italics indicate the base number of FP17s or Patient Questionnaire responses are less than 100. N/A is shown where the base number of responses is less than 10 during the period. % is calculated as Quantity/Base number*100

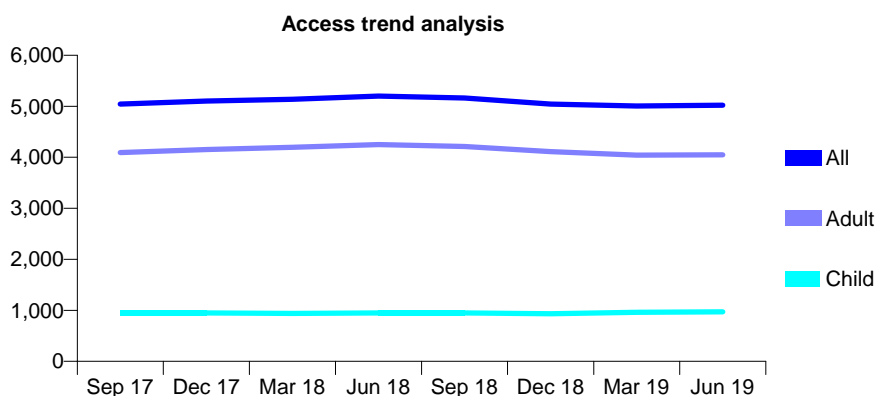
Q69 - Vital Signs At a Glance Contract Report for 101281/0074 - June 2019

Name or company name	OASIS DENTAL CARE LTD
Contract type name	GDS Contract
Purpose of contract	General
Contract start date	01/04/2006
Contract end date	

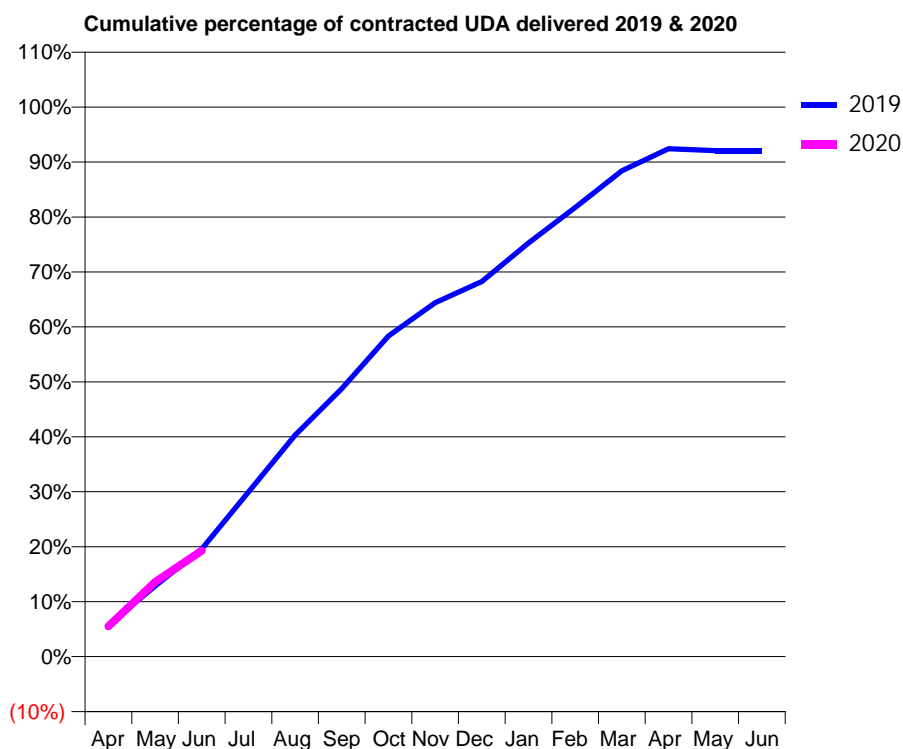
19/20 Contracted general activity (UDA)	12,288
Carry forward general activity (UDA)	0
19/20 Contracted orthodontic activity (UOA)	0
Carry forward orthodontic activity (UOA)	0
Baseline contract value	£280,101.41

ACCESS*

Patients seen in 24 months	Total	Change since previous quarter
Quarter ending June 2018	5,198	
Quarter ending September 2018	5,161	→
Quarter ending December 2018	5,045	↓
Quarter ending March 2019	5,006	→
Quarter ending June 2019	5,021	→
Variance since June 2018	(3.4%)	↓



ACTIVITY



Month	Adjusted Scheduled Activity (UDA)	
	2019	2020
April	703	679
May	1,580	1,669
June	2,409	2,367
July	3,683	
August	4,955	
September	5,992	
October	7,171	
November	7,913	
December	8,387	
January	9,247	
February	10,041	
March	10,860	
April	11,357	
May	11,311	
June	11,313	

QUALITY

	Quantity	Base Number	Contract	AT	Region	England
% of FP17s for the same patient ID Re-attending within 3 months - Children	17	335	5.1%	10.7%	10.6%	11.4%
% of FP17s for the same patient ID Re-attending within 3 months - Adults	153	1,054	14.5%	14.5%	15.2%	15.4%
% of FP17s for the same patient ID Re-attending between 3 & 9 months - Children	156	335	46.6%	59.2%	62.3%	59.8%
% of FP17s for the same patient ID Re-attending between 3 & 9 months - Adults	429	1,054	40.7%	49.9%	53.3%	52.1%
% of FP17s for Band 1 Urgent Courses	115	1,175	9.8%	10.1%	9.7%	9.2%
% of FP17s Relating to Free Repair or Replacements	10	1,175	0.9%	0.6%	0.6%	0.7%
% of FP17s Relating to Continuations	8	1,175	0.7%	0.5%	0.8%	0.8%
% of Patients satisfied with the dentistry they have received	3	3	N/A	92.6%	93.4%	93.4%
% of Patients satisfied with the time they had to wait for an appointment	3	3	N/A	85.1%	86.8%	87.6%

* This is based on patients treated on this contract for their most recent course of treatment. Figures in italics indicate the base number of FP17s or Patient Questionnaire responses are less than 100. N/A is shown where the base number of responses is less than 10 during the period. % is calculated as Quantity/Base number*100

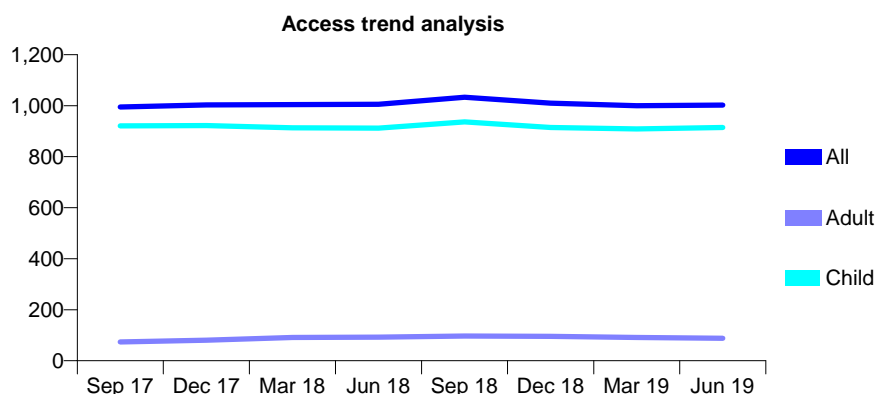
Q69 - Vital Signs At a Glance Contract Report for 101281/0099 - June 2019

Name or company name	OASIS DENTAL CARE LTD
Contract type name	GDS Contract
Purpose of contract	General
Contract start date	01/04/2006
Contract end date	

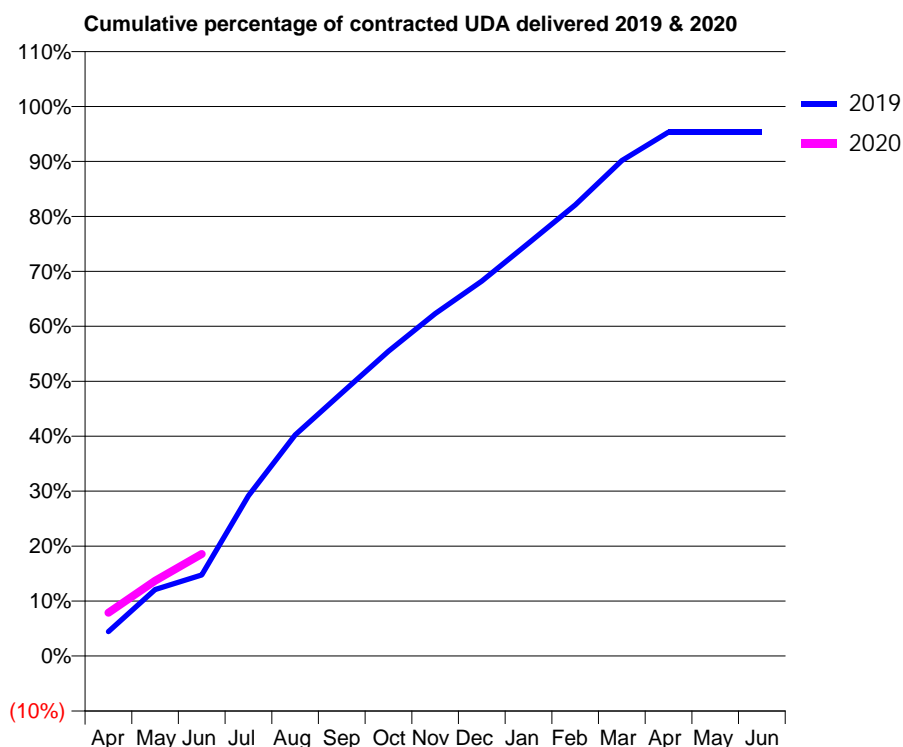
19/20 Contracted general activity (UDA)	1,883
Carry forward general activity (UDA)	0
19/20 Contracted orthodontic activity (UOA)	0
Carry forward orthodontic activity (UOA)	0
Baseline contract value	£42,323.81

ACCESS*

Patients seen in 24 months	Total	Change since previous quarter
Quarter ending June 2018	1,005	
Quarter ending September 2018	1,033	↑
Quarter ending December 2018	1,010	↓
Quarter ending March 2019	1,000	→
Quarter ending June 2019	1,002	→
Variance since June 2018	(0.3%)	→



ACTIVITY



Month	Adjusted Scheduled Activity (UDA)	
	2019	2020
April	84	148
May	228	258
June	278	350
July	550	
August	758	
September	901	
October	1,044	
November	1,173	
December	1,285	
January	1,415	
February	1,546	
March	1,697	
April	1,795	
May	1,795	
June	1,795	

QUALITY

	Quantity	Base Number	Contract	AT	Region	England
% of FP17s for the same patient ID Re-attending within 3 months - Children	20	361	5.5%	10.7%	10.6%	11.4%
% of FP17s for the same patient ID Re-attending within 3 months - Adults	0	0	N/A	14.5%	15.2%	15.4%
% of FP17s for the same patient ID Re-attending between 3 & 9 months - Children	225	361	62.3%	59.2%	62.3%	59.8%
% of FP17s for the same patient ID Re-attending between 3 & 9 months - Adults	0	0	N/A	49.9%	53.3%	52.1%
% of FP17s for Band 1 Urgent Courses	8	280	2.9%	10.1%	9.7%	9.2%
% of FP17s Relating to Free Repair or Replacements	0	280	0.0%	0.6%	0.6%	0.7%
% of FP17s Relating to Continuations	3	280	1.1%	0.5%	0.8%	0.8%
% of Patients satisfied with the dentistry they have received	0	0	N/A	92.6%	93.4%	93.4%
% of Patients satisfied with the time they had to wait for an appointment	0	0	N/A	85.1%	86.8%	87.6%

* This is based on patients treated on this contract for their most recent course of treatment. Figures in italics indicate the base number of FP17s or Patient Questionnaire responses are less than 100. N/A is shown where the base number of responses is less than 10 during the period. % is calculated as Quantity/Base number*100

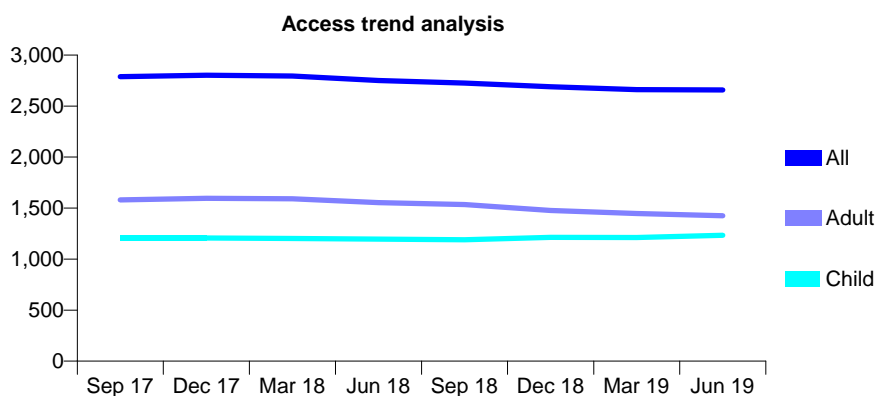
Q69 - Vital Signs At a Glance Contract Report for 101281/0100 - June 2019

Name or company name	OASIS DENTAL CARE LTD
Contract type name	GDS Contract
Purpose of contract	General
Contract start date	01/04/2006
Contract end date	

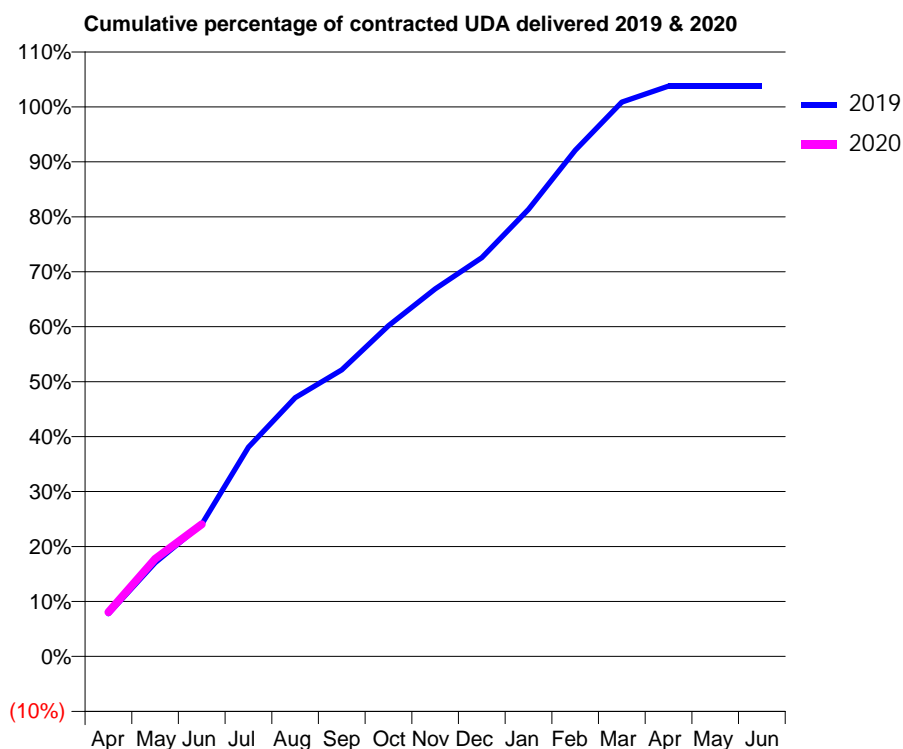
19/20 Contracted general activity (UDA)	7,179
Carry forward general activity (UDA)	0
19/20 Contracted orthodontic activity (UOA)	0
Carry forward orthodontic activity (UOA)	0
Baseline contract value	£168,583.06

ACCESS*

Patients seen in 24 months	Total	Change since previous quarter
Quarter ending June 2018	2,751	
Quarter ending September 2018	2,725	→
Quarter ending December 2018	2,690	↓
Quarter ending March 2019	2,661	↓
Quarter ending June 2019	2,658	→
Variance since June 2018	(3.4%)	↓



ACTIVITY



Month	2019	2020
April	558	580
May	1,223	1,274
June	1,725	1,726
July	2,734	
August	3,379	
September	3,742	
October	4,320	
November	4,802	
December	5,208	
January	5,841	
February	6,612	
March	7,241	
April	7,451	
May	7,451	
June	7,451	

QUALITY

	Quantity	Base Number	Contract	AT	Region	England
% of FP17s for the same patient ID Re-attending within 3 months - Children	67	591	11.3%	10.7%	10.6%	11.4%
% of FP17s for the same patient ID Re-attending within 3 months - Adults	77	469	16.4%	14.5%	15.2%	15.4%
% of FP17s for the same patient ID Re-attending between 3 & 9 months - Children	400	591	67.7%	59.2%	62.3%	59.8%
% of FP17s for the same patient ID Re-attending between 3 & 9 months - Adults	257	469	54.8%	49.9%	53.3%	52.1%
% of FP17s for Band 1 Urgent Courses	53	962	5.5%	10.1%	9.7%	9.2%
% of FP17s Relating to Free Repair or Replacements	5	962	0.5%	0.6%	0.6%	0.7%
% of FP17s Relating to Continuations	13	962	1.4%	0.5%	0.8%	0.8%
% of Patients satisfied with the dentistry they have received	0	0	N/A	92.6%	93.4%	93.4%
% of Patients satisfied with the time they had to wait for an appointment	0	0	N/A	85.1%	86.8%	87.6%

* This is based on patients treated on this contract for their most recent course of treatment. Figures in italics indicate the base number of FP17s or Patient Questionnaire responses are less than 100. N/A is shown where the base number of responses is less than 10 during the period. % is calculated as Quantity/Base number*100

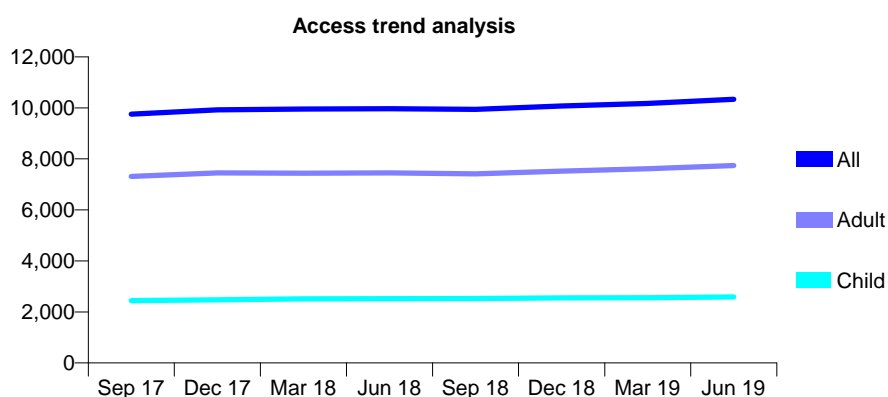
Q69 - Vital Signs At a Glance Contract Report for 101362/0004 - June 2019

Name or company name	Rodericks Dental Limited
Contract type name	GDS Contract
Purpose of contract	General
Contract start date	01/04/2007
Contract end date	

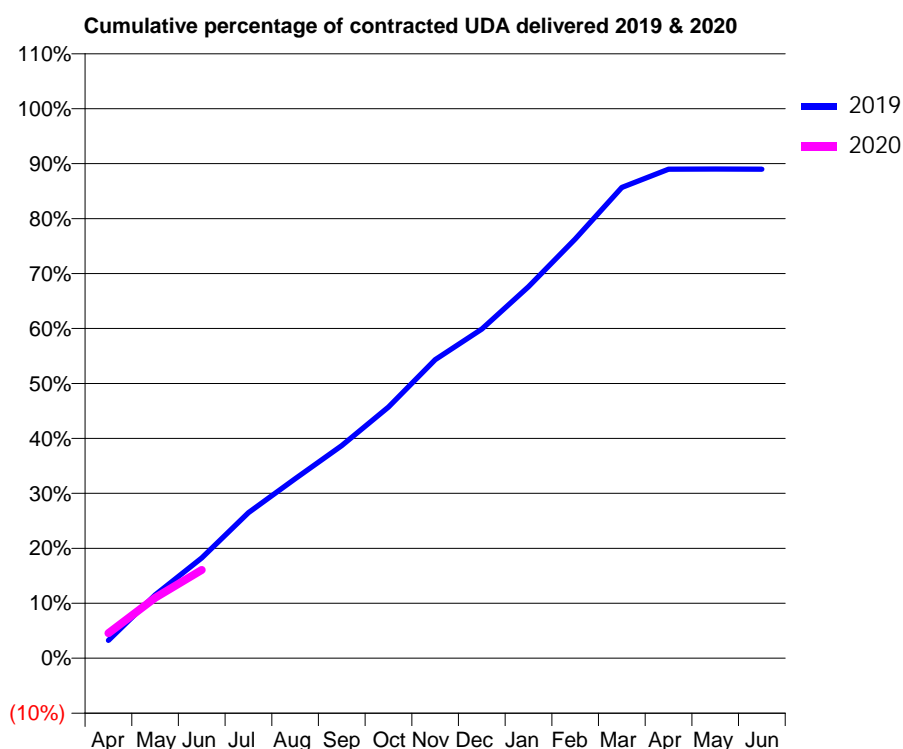
19/20 Contracted general activity (UDA)	28,406
Carry forward general activity (UDA)	0
19/20 Contracted orthodontic activity (UOA)	0
Carry forward orthodontic activity (UOA)	0
Baseline contract value	£699,060.62

ACCESS*

Patients seen in 24 months	Total	Change since previous quarter
Quarter ending June 2018	9,970	
Quarter ending September 2018	9,941	→
Quarter ending December 2018	10,071	→
Quarter ending March 2019	10,171	→
Quarter ending June 2019	10,336	→
Variance since June 2018	3.7%	↑



ACTIVITY



Month	2019	2020
April	929	1,293
May	3,269	3,126
June	5,190	4,558
July	7,527	
August	9,281	
September	10,989	
October	12,980	
November	15,430	
December	17,018	
January	19,210	
February	21,666	
March	24,330	
April	25,271	
May	25,284	
June	25,272	

QUALITY

	Quantity	Base Number	Contract	AT	Region	England
% of FP17s for the same patient ID Re-attending within 3 months - Children	77	898	8.6%	10.7%	10.6%	11.4%
% of FP17s for the same patient ID Re-attending within 3 months - Adults	417	2,296	18.2%	14.5%	15.2%	15.4%
% of FP17s for the same patient ID Re-attending between 3 & 9 months - Children	496	898	55.2%	59.2%	62.3%	59.8%
% of FP17s for the same patient ID Re-attending between 3 & 9 months - Adults	912	2,296	39.7%	49.9%	53.3%	52.1%
% of FP17s for Band 1 Urgent Courses	332	2,287	14.5%	10.1%	9.7%	9.2%
% of FP17s Relating to Free Repair or Replacements	37	2,287	1.6%	0.6%	0.6%	0.7%
% of FP17s Relating to Continuations	30	2,287	1.3%	0.5%	0.8%	0.8%
% of Patients satisfied with the dentistry they have received	3	3	N/A	92.6%	93.4%	93.4%
% of Patients satisfied with the time they had to wait for an appointment	3	3	N/A	85.1%	86.8%	87.6%

* This is based on patients treated on this contract for their most recent course of treatment.

Figures in italics indicate the base number of FP17s or Patient Questionnaire responses are less than 100. N/A is shown where the base number of responses is less than 10 during the period. % is calculated as Quantity/Base number*100

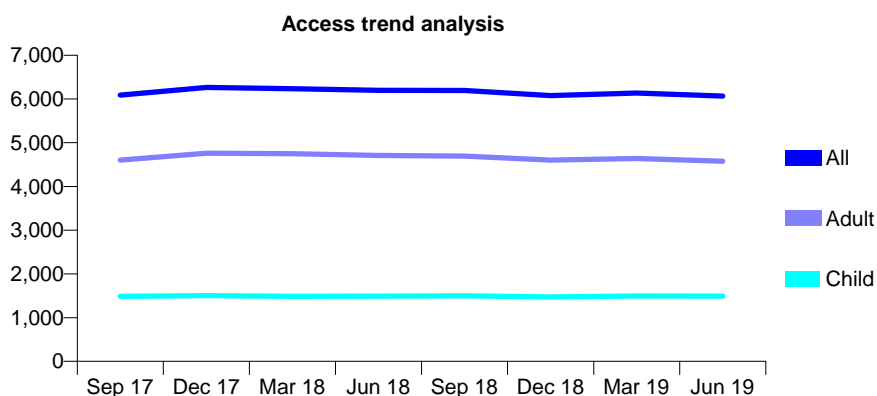
Q69 - Vital Signs At a Glance Contract Report for 101362/0016 - June 2019

Name or company name	Rodericks Dental Limited
Contract type name	GDS Contract
Purpose of contract	General
Contract start date	01/05/2009
Contract end date	

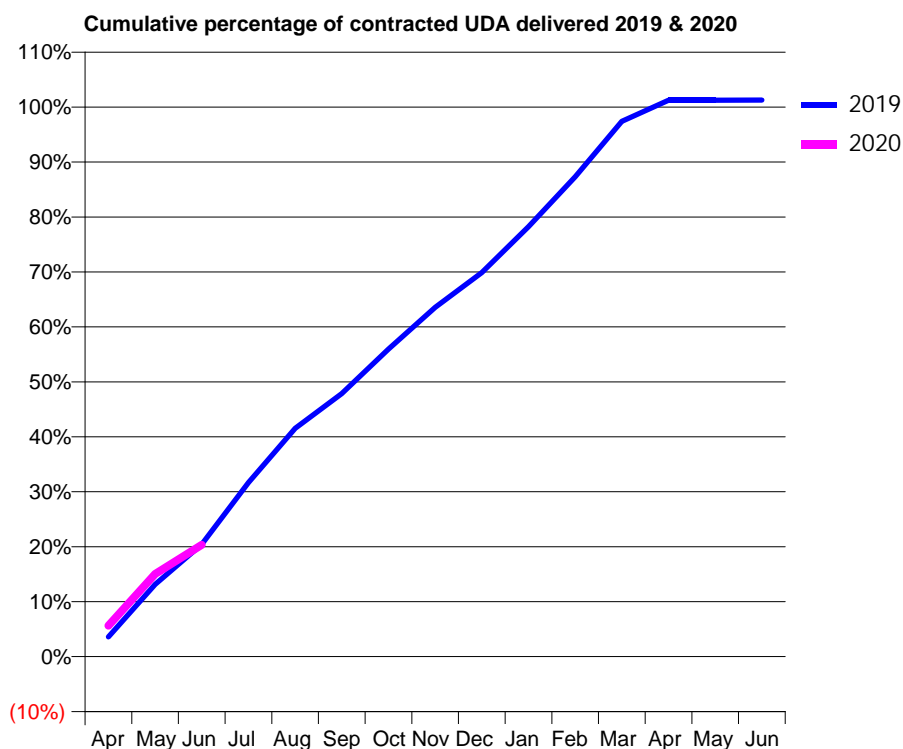
19/20 Contracted general activity (UDA)	14,000
Carry forward general activity (UDA)	0
19/20 Contracted orthodontic activity (UOA)	0
Carry forward orthodontic activity (UOA)	0
Baseline contract value	£338,028.23

ACCESS*

Patients seen in 24 months	Total	Change since previous quarter
Quarter ending June 2018	6,199	
Quarter ending September 2018	6,194	→
Quarter ending December 2018	6,077	↓
Quarter ending March 2019	6,135	→
Quarter ending June 2019	6,068	↓
Variance since June 2018	(2.1%)	↓



ACTIVITY



Month	Adjusted Scheduled Activity (UDA)	
	2019	2020
April	505	790
May	1,841	2,107
June	2,862	2,850
July	4,435	
August	5,816	
September	6,702	
October	7,832	
November	8,901	
December	9,781	
January	10,955	
February	12,225	
March	13,636	
April	14,171	
May	14,175	
June	14,178	

QUALITY

	Quantity	Base Number	Contract	AT	Region	England
% of FP17s for the same patient ID Re-attending within 3 months - Children	36	455	7.9%	10.7%	10.6%	11.4%
% of FP17s for the same patient ID Re-attending within 3 months - Adults	168	1,293	13.0%	14.5%	15.2%	15.4%
% of FP17s for the same patient ID Re-attending between 3 & 9 months - Children	211	455	46.4%	59.2%	62.3%	59.8%
% of FP17s for the same patient ID Re-attending between 3 & 9 months - Adults	605	1,293	46.8%	49.9%	53.3%	52.1%
% of FP17s for Band 1 Urgent Courses	173	1,487	11.6%	10.1%	9.7%	9.2%
% of FP17s Relating to Free Repair or Replacements	10	1,487	0.7%	0.6%	0.6%	0.7%
% of FP17s Relating to Continuations	1	1,487	0.1%	0.5%	0.8%	0.8%
% of Patients satisfied with the dentistry they have received	1	2	N/A	92.6%	93.4%	93.4%
% of Patients satisfied with the time they had to wait for an appointment	1	2	N/A	85.1%	86.8%	87.6%

* This is based on patients treated on this contract for their most recent course of treatment. Figures in italics indicate the base number of FP17s or Patient Questionnaire responses are less than 100. N/A is shown where the base number of responses is less than 10 during the period. % is calculated as Quantity/Base number*100

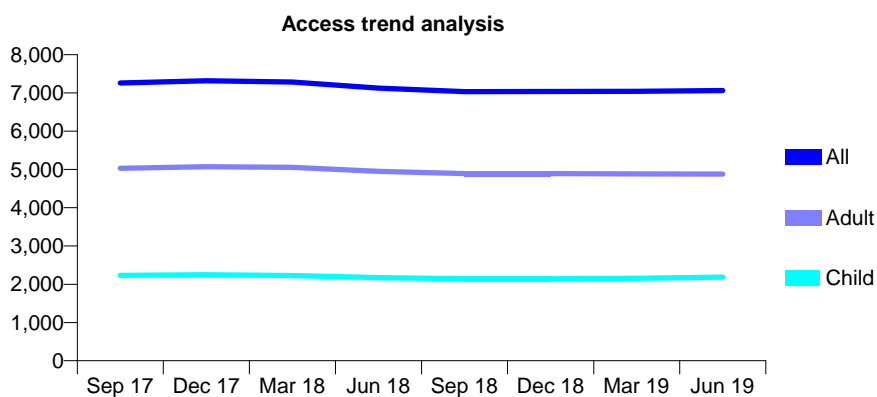
Q69 - Vital Signs At a Glance Contract Report for 101362/0017 - June 2019

Name or company name	Rodericks Dental Limited
Contract type name	GDS Contract
Purpose of contract	General
Contract start date	01/07/2009
Contract end date	

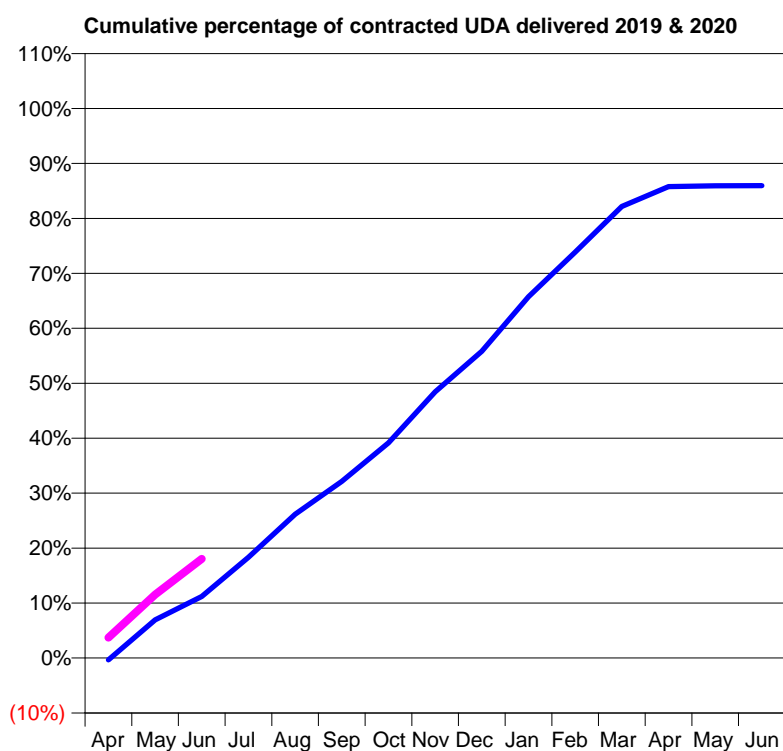
19/20 Contracted general activity (UDA)	22,048
Carry forward general activity (UDA)	0
19/20 Contracted orthodontic activity (UOA)	0
Carry forward orthodontic activity (UOA)	0
Baseline contract value	£564,060.88

ACCESS*

Patients seen in 24 months	Total	Change since previous quarter
Quarter ending June 2018	7,126	
Quarter ending September 2018	7,032	↓
Quarter ending December 2018	7,038	→
Quarter ending March 2019	7,043	→
Quarter ending June 2019	7,064	→
Variance since June 2018	(0.9%)	→



ACTIVITY



Month	Adjusted Scheduled Activity (UDA)	
	2019	2020
April	-78	819
May	1,532	2,547
June	2,471	3,976
July	4,041	
August	5,772	
September	7,088	
October	8,635	
November	10,681	
December	12,309	
January	14,496	
February	16,287	
March	18,119	
April	18,911	
May	18,944	
June	18,947	

QUALITY

	Quantity	Base Number	Contract	AT	Region	England
% of FP17s for the same patient ID Re-attending within 3 months - Children	50	609	8.2%	10.7%	10.6%	11.4%
% of FP17s for the same patient ID Re-attending within 3 months - Adults	245	1,295	18.9%	14.5%	15.2%	15.4%
% of FP17s for the same patient ID Re-attending between 3 & 9 months - Children	301	609	49.4%	59.2%	62.3%	59.8%
% of FP17s for the same patient ID Re-attending between 3 & 9 months - Adults	506	1,295	39.1%	49.9%	53.3%	52.1%
% of FP17s for Band 1 Urgent Courses	271	1,613	16.8%	10.1%	9.7%	9.2%
% of FP17s Relating to Free Repair or Replacements	9	1,613	0.6%	0.6%	0.6%	0.7%
% of FP17s Relating to Continuations	8	1,613	0.5%	0.5%	0.8%	0.8%
% of Patients satisfied with the dentistry they have received	3	3	N/A	92.6%	93.4%	93.4%
% of Patients satisfied with the time they had to wait for an appointment	3	3	N/A	85.1%	86.8%	87.6%

* This is based on patients treated on this contract for their most recent course of treatment. Figures in italics indicate the base number of FP17s or Patient Questionnaire responses are less than 100. N/A is shown where the base number of responses is less than 10 during the period. % is calculated as Quantity/Base number*100

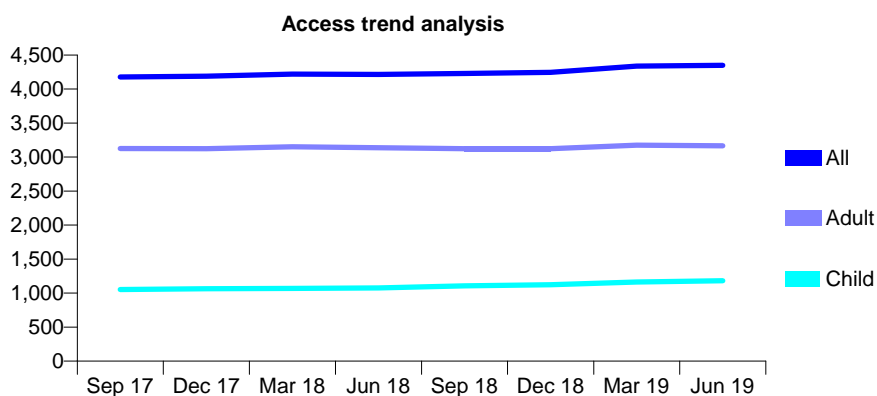
Q69 - Vital Signs At a Glance Contract Report for 101362/0019 - June 2019

Name or company name	Rodericks Dental Limited
Contract type name	GDS Contract
Purpose of contract	General
Contract start date	01/07/2009
Contract end date	

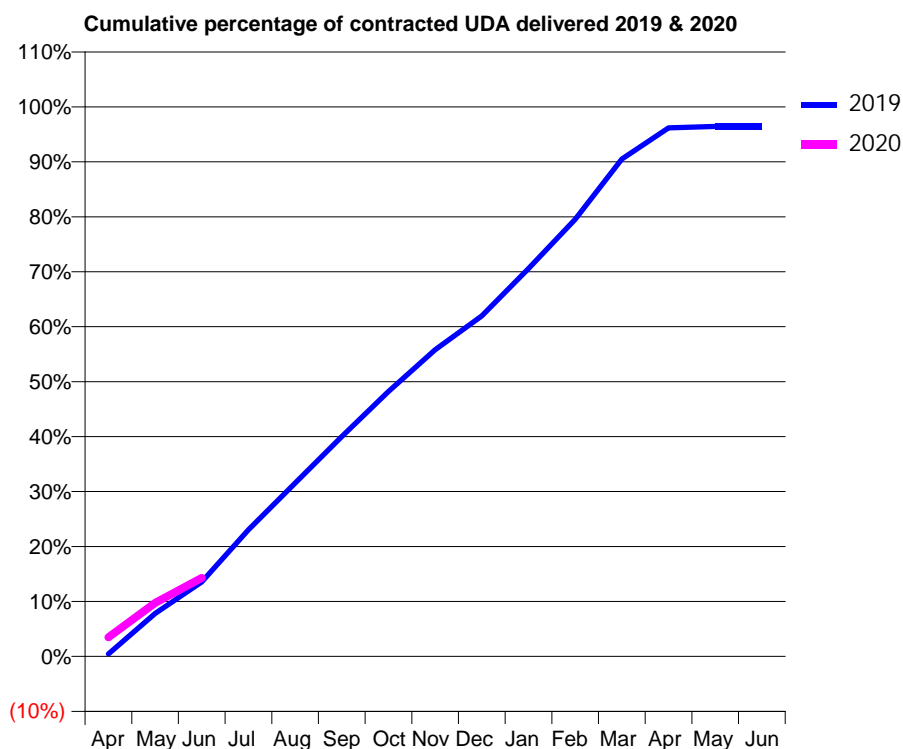
19/20 Contracted general activity (UDA)	10,000
Carry forward general activity (UDA)	0
19/20 Contracted orthodontic activity (UOA)	0
Carry forward orthodontic activity (UOA)	0
Baseline contract value	£241,448.73

ACCESS*

Patients seen in 24 months	Total	Change since previous quarter
Quarter ending June 2018	4,214	
Quarter ending September 2018	4,229	→
Quarter ending December 2018	4,247	→
Quarter ending March 2019	4,339	↑
Quarter ending June 2019	4,350	→
Variance since June 2018	3.2%	↑



ACTIVITY



Month	2019	2020
April	45	349
May	782	973
June	1,355	1,428
July	2,307	
August	3,155	
September	4,000	
October	4,820	
November	5,583	
December	6,196	
January	7,057	
February	7,955	
March	9,051	
April	9,619	
May	9,643	
June	9,642	

QUALITY

	Quantity	Base Number	Contract	AT	Region	England
% of FP17s for the same patient ID Re-attending within 3 months - Children	40	333	12.0%	10.7%	10.6%	11.4%
% of FP17s for the same patient ID Re-attending within 3 months - Adults	134	734	18.3%	14.5%	15.2%	15.4%
% of FP17s for the same patient ID Re-attending between 3 & 9 months - Children	168	333	50.5%	59.2%	62.3%	59.8%
% of FP17s for the same patient ID Re-attending between 3 & 9 months - Adults	247	734	33.7%	49.9%	53.3%	52.1%
% of FP17s for Band 1 Urgent Courses	125	622	20.1%	10.1%	9.7%	9.2%
% of FP17s Relating to Free Repair or Replacements	2	622	0.3%	0.6%	0.6%	0.7%
% of FP17s Relating to Continuations	1	622	0.2%	0.5%	0.8%	0.8%
% of Patients satisfied with the dentistry they have received	1	1	N/A	92.6%	93.4%	93.4%
% of Patients satisfied with the time they had to wait for an appointment	1	1	N/A	85.1%	86.8%	87.6%

* This is based on patients treated on this contract for their most recent course of treatment. Figures in italics indicate the base number of FP17s or Patient Questionnaire responses are less than 100. N/A is shown where the base number of responses is less than 10 during the period. % is calculated as Quantity/Base number*100

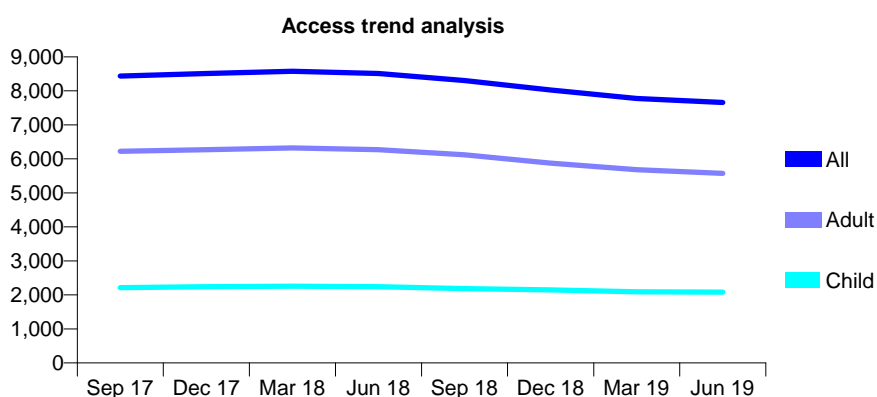
Q69 - Vital Signs At a Glance Contract Report for 101370/0073 - June 2019

Name or company name	Petrie Tucker & Partners Ltd
Contract type name	GDS Contract
Purpose of contract	General
Contract start date	01/08/2006
Contract end date	

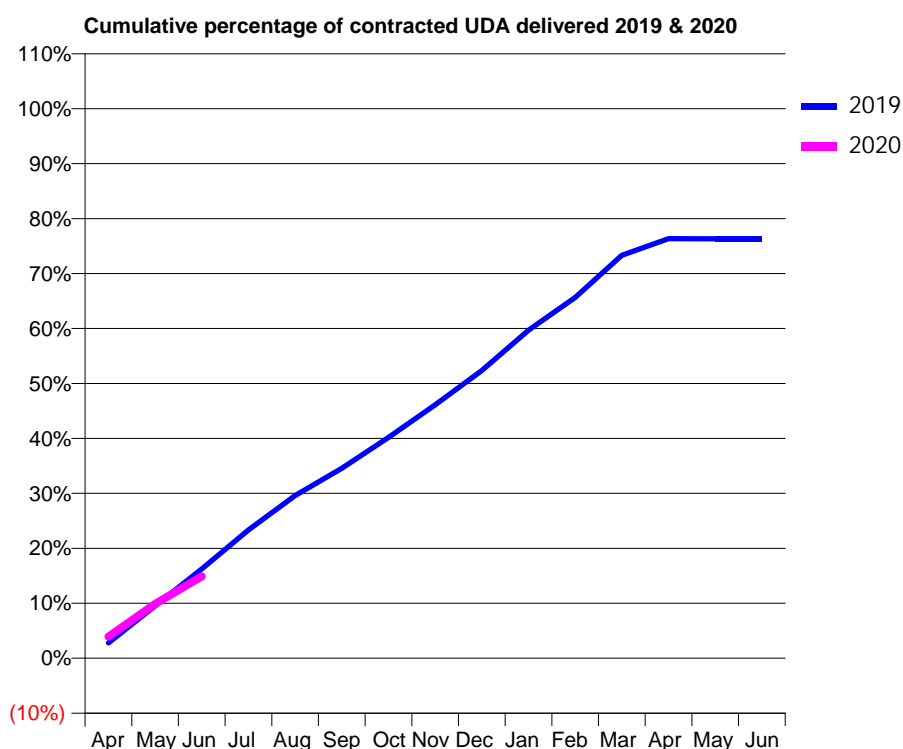
19/20 Contracted general activity (UDA)	22,500
Carry forward general activity (UDA)	0
19/20 Contracted orthodontic activity (UOA)	0
Carry forward orthodontic activity (UOA)	0
Baseline contract value	£611,448.13

ACCESS*

Patients seen in 24 months	Total	Change since previous quarter
Quarter ending June 2018	8,513	
Quarter ending September 2018	8,305	↓
Quarter ending December 2018	8,025	↓
Quarter ending March 2019	7,776	↓
Quarter ending June 2019	7,659	↓
Variance since June 2018	(10.0%)	↓



ACTIVITY



Month	2019	2020
April	626	881
May	2,149	2,224
June	3,656	3,350
July	5,253	
August	6,664	
September	7,777	
October	9,040	
November	10,374	
December	11,778	
January	13,426	
February	14,775	
March	16,499	
April	17,173	
May	17,171	
June	17,170	

QUALITY

	Quantity	Base Number	Contract	AT	Region	England
% of FP17s for the same patient ID Re-attending within 3 months - Children	27	586	4.6%	10.7%	10.6%	11.4%
% of FP17s for the same patient ID Re-attending within 3 months - Adults	157	1,466	10.7%	14.5%	15.2%	15.4%
% of FP17s for the same patient ID Re-attending between 3 & 9 months - Children	304	586	51.9%	59.2%	62.3%	59.8%
% of FP17s for the same patient ID Re-attending between 3 & 9 months - Adults	598	1,466	40.8%	49.9%	53.3%	52.1%
% of FP17s for Band 1 Urgent Courses	143	1,738	8.2%	10.1%	9.7%	9.2%
% of FP17s Relating to Free Repair or Replacements	4	1,738	0.2%	0.6%	0.6%	0.7%
% of FP17s Relating to Continuations	12	1,738	0.7%	0.5%	0.8%	0.8%
% of Patients satisfied with the dentistry they have received	2	2	N/A	92.6%	93.4%	93.4%
% of Patients satisfied with the time they had to wait for an appointment	1	2	N/A	85.1%	86.8%	87.6%

* This is based on patients treated on this contract for their most recent course of treatment.

Figures in italics indicate the base number of FP17s or Patient Questionnaire responses are less than 100. N/A is shown where the base number of responses is less than 10 during the period. % is calculated as Quantity/Base number*100

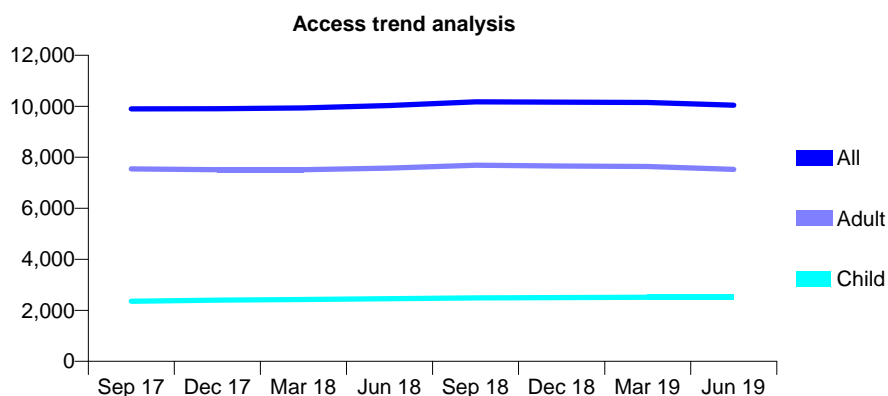
Q69 - Vital Signs At a Glance Contract Report for 101435/0014 - June 2019

Name or company name	IDH Limited
Contract type name	GDS Contract
Purpose of contract	General
Contract start date	01/04/2006
Contract end date	

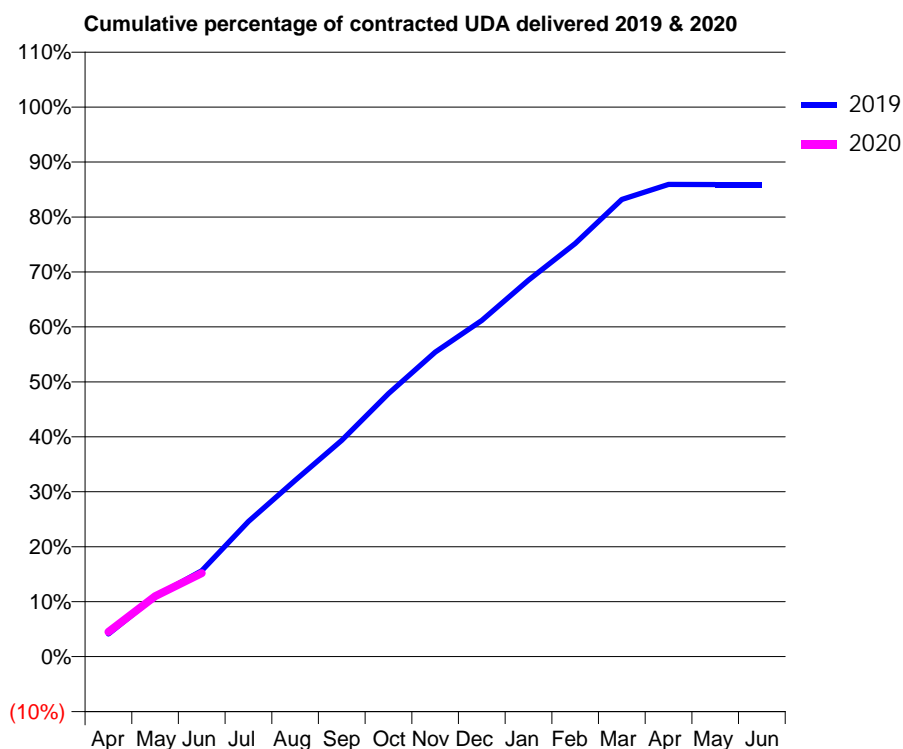
19/20 Contracted general activity (UDA)	32,539
Carry forward general activity (UDA)	0
19/20 Contracted orthodontic activity (UOA)	0
Carry forward orthodontic activity (UOA)	0
Baseline contract value	£743,994.18

ACCESS*

Patients seen in 24 months	Total	Change since previous quarter
Quarter ending June 2018	10,032	
Quarter ending September 2018	10,173	→
Quarter ending December 2018	10,160	→
Quarter ending March 2019	10,150	→
Quarter ending June 2019	10,041	↓
Variance since June 2018	0.1%	→



ACTIVITY



Month	Adjusted Scheduled Activity (UDA)	
	2019	2020
April	1,336	1,465
May	3,560	3,578
June	5,081	4,937
July	8,005	
August	10,446	
September	12,811	
October	15,579	
November	18,028	
December	19,903	
January	22,292	
February	24,458	
March	27,072	
April	27,954	
May	27,947	
June	27,946	

QUALITY

	Quantity	Base Number	Contract	AT	Region	England
% of FP17s for the same patient ID Re-attending within 3 months - Children	38	773	4.9%	10.7%	10.6%	11.4%
% of FP17s for the same patient ID Re-attending within 3 months - Adults	140	1,801	7.8%	14.5%	15.2%	15.4%
% of FP17s for the same patient ID Re-attending between 3 & 9 months - Children	421	773	54.5%	59.2%	62.3%	59.8%
% of FP17s for the same patient ID Re-attending between 3 & 9 months - Adults	736	1,801	40.9%	49.9%	53.3%	52.1%
% of FP17s for Band 1 Urgent Courses	77	2,193	3.5%	10.1%	9.7%	9.2%
% of FP17s Relating to Free Repair or Replacements	7	2,193	0.3%	0.6%	0.6%	0.7%
% of FP17s Relating to Continuations	32	2,193	1.5%	0.5%	0.8%	0.8%
% of Patients satisfied with the dentistry they have received	4	5	N/A	92.6%	93.4%	93.4%
% of Patients satisfied with the time they had to wait for an appointment	4	5	N/A	85.1%	86.8%	87.6%

* This is based on patients treated on this contract for their most recent course of treatment. Figures in italics indicate the base number of FP17s or Patient Questionnaire responses are less than 100. N/A is shown where the base number of responses is less than 10 during the period. % is calculated as Quantity/Base number*100

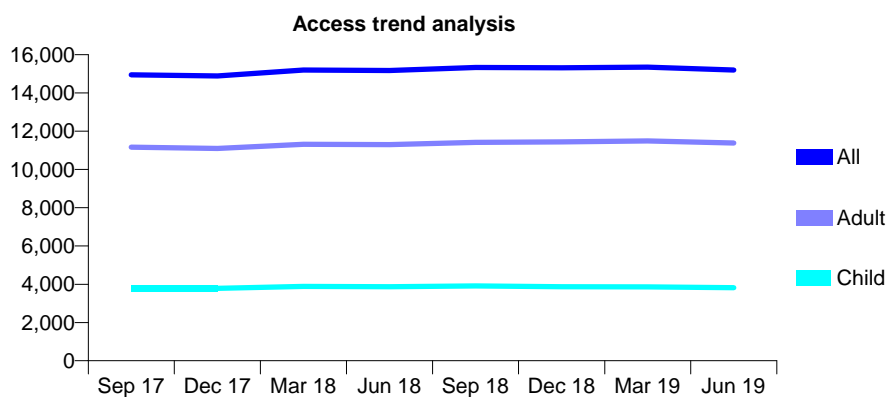
Q69 - Vital Signs At a Glance Contract Report for 101435/0035 - June 2019

Name or company name	IDH Limited
Contract type name	GDS Contract
Purpose of contract	General
Contract start date	01/04/2006
Contract end date	

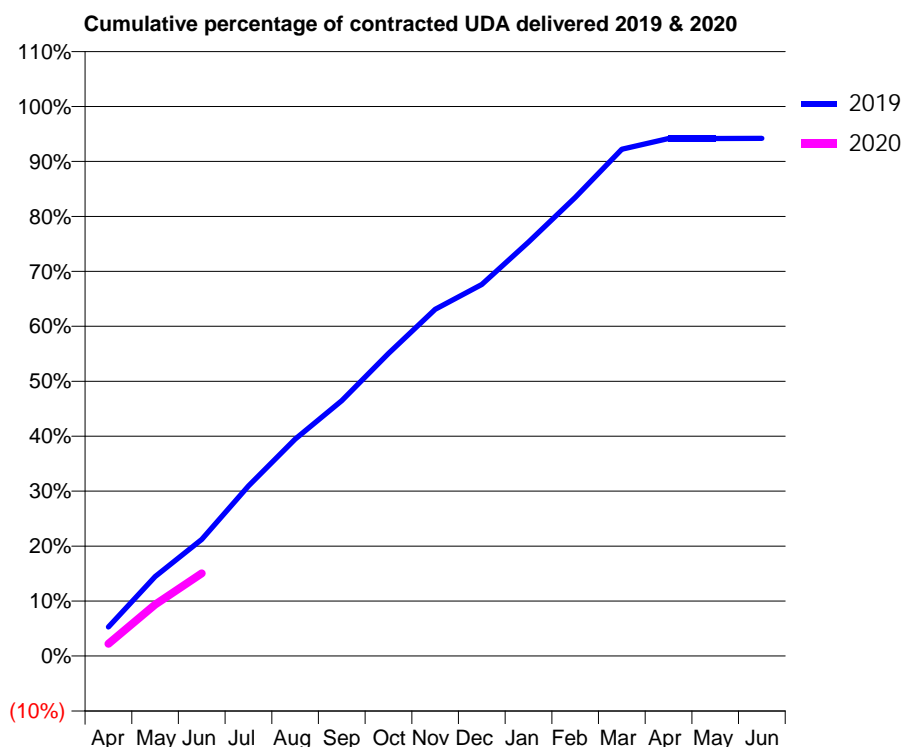
19/20 Contracted general activity (UDA)	35,138
Carry forward general activity (UDA)	0
19/20 Contracted orthodontic activity (UOA)	0
Carry forward orthodontic activity (UOA)	0
Baseline contract value	£789,668.75

ACCESS*

Patients seen in 24 months	Total	Change since previous quarter
Quarter ending June 2018	15,172	
Quarter ending September 2018	15,330	→
Quarter ending December 2018	15,311	→
Quarter ending March 2019	15,348	→
Quarter ending June 2019	15,198	→
Variance since June 2018	0.2%	→



ACTIVITY



Month	Adjusted Scheduled Activity (UDA)	
	2019	2020
April	1,852	784
May	5,082	3,284
June	7,460	5,283
July	10,873	
August	13,869	
September	16,326	
October	19,346	
November	22,177	
December	23,748	
January	26,475	
February	29,319	
March	32,409	
April	33,086	
May	33,091	
June	33,094	

QUALITY

	Quantity	Base Number	Contract	AT	Region	England
% of FP17s for the same patient ID Re-attending within 3 months - Children	26	976	2.7%	10.7%	10.6%	11.4%
% of FP17s for the same patient ID Re-attending within 3 months - Adults	182	2,485	7.3%	14.5%	15.2%	15.4%
% of FP17s for the same patient ID Re-attending between 3 & 9 months - Children	402	976	41.2%	59.2%	62.3%	59.8%
% of FP17s for the same patient ID Re-attending between 3 & 9 months - Adults	1,086	2,485	43.7%	49.9%	53.3%	52.1%
% of FP17s for Band 1 Urgent Courses	194	3,065	6.3%	10.1%	9.7%	9.2%
% of FP17s Relating to Free Repair or Replacements	7	3,065	0.2%	0.6%	0.6%	0.7%
% of FP17s Relating to Continuations	20	3,065	0.7%	0.5%	0.8%	0.8%
% of Patients satisfied with the dentistry they have received	5	5	N/A	92.6%	93.4%	93.4%
% of Patients satisfied with the time they had to wait for an appointment	4	5	N/A	85.1%	86.8%	87.6%

* This is based on patients treated on this contract for their most recent course of treatment. Figures in italics indicate the base number of FP17s or Patient Questionnaire responses are less than 100. N/A is shown where the base number of responses is less than 10 during the period. % is calculated as Quantity/Base number*100

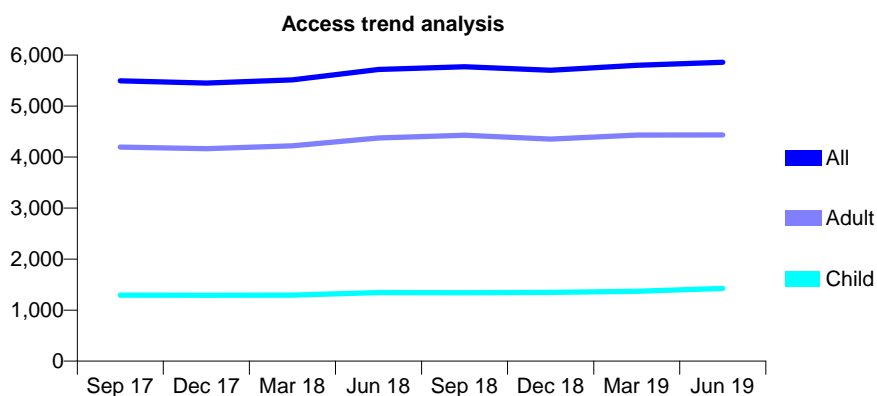
Q69 - Vital Signs At a Glance Contract Report for 101435/0054 - June 2019

Name or company name	IDH Limited
Contract type name	GDS Contract
Purpose of contract	General
Contract start date	01/12/2006
Contract end date	

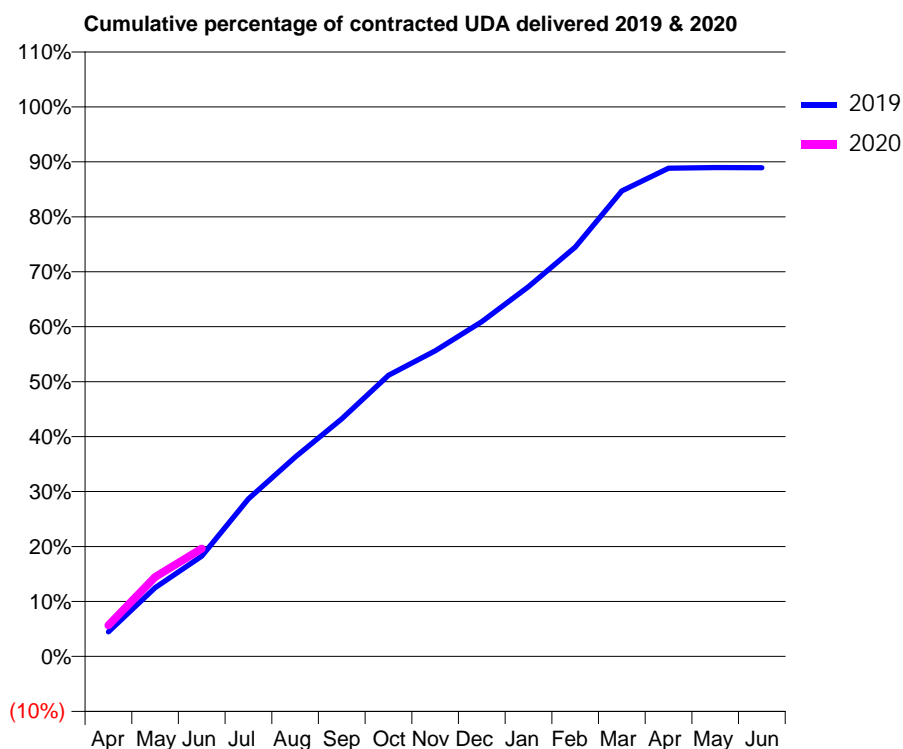
19/20 Contracted general activity (UDA)	13,010
Carry forward general activity (UDA)	0
19/20 Contracted orthodontic activity (UOA)	0
Carry forward orthodontic activity (UOA)	0
Baseline contract value	£333,711.45

ACCESS*

Patients seen in 24 months	Total	Change since previous quarter
Quarter ending June 2018	5,719	
Quarter ending September 2018	5,771	→
Quarter ending December 2018	5,702	↓
Quarter ending March 2019	5,800	→
Quarter ending June 2019	5,860	→
Variance since June 2018	2.5%	↑



ACTIVITY



Month	2019	2020
April	582	738
May	1,629	1,884
June	2,375	2,553
July	3,730	
August	4,720	
September	5,625	
October	6,657	
November	7,233	
December	7,923	
January	8,752	
February	9,691	
March	11,019	
April	11,557	
May	11,572	
June	11,568	

QUALITY

	Quantity	Base Number	Contract	AT	Region	England
% of FP17s for the same patient ID Re-attending within 3 months - Children	17	442	3.8%	10.7%	10.6%	11.4%
% of FP17s for the same patient ID Re-attending within 3 months - Adults	141	1,152	12.2%	14.5%	15.2%	15.4%
% of FP17s for the same patient ID Re-attending between 3 & 9 months - Children	175	442	39.6%	59.2%	62.3%	59.8%
% of FP17s for the same patient ID Re-attending between 3 & 9 months - Adults	436	1,152	37.8%	49.9%	53.3%	52.1%
% of FP17s for Band 1 Urgent Courses	154	1,297	11.9%	10.1%	9.7%	9.2%
% of FP17s Relating to Free Repair or Replacements	0	1,297	0.0%	0.6%	0.6%	0.7%
% of FP17s Relating to Continuations	9	1,297	0.7%	0.5%	0.8%	0.8%
% of Patients satisfied with the dentistry they have received	0	0	N/A	92.6%	93.4%	93.4%
% of Patients satisfied with the time they had to wait for an appointment	0	0	N/A	85.1%	86.8%	87.6%

* This is based on patients treated on this contract for their most recent course of treatment. Figures in italics indicate the base number of FP17s or Patient Questionnaire responses are less than 100. N/A is shown where the base number of responses is less than 10 during the period. % is calculated as Quantity/Base number*100

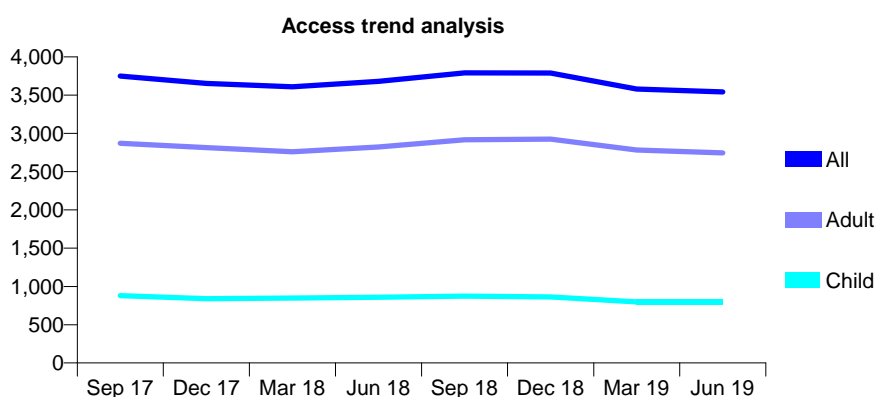
Q69 - Vital Signs At a Glance Contract Report for 101435/0109 - June 2019

Name or company name	IDH Limited
Contract type name	GDS Contract
Purpose of contract	General
Contract start date	01/07/2008
Contract end date	

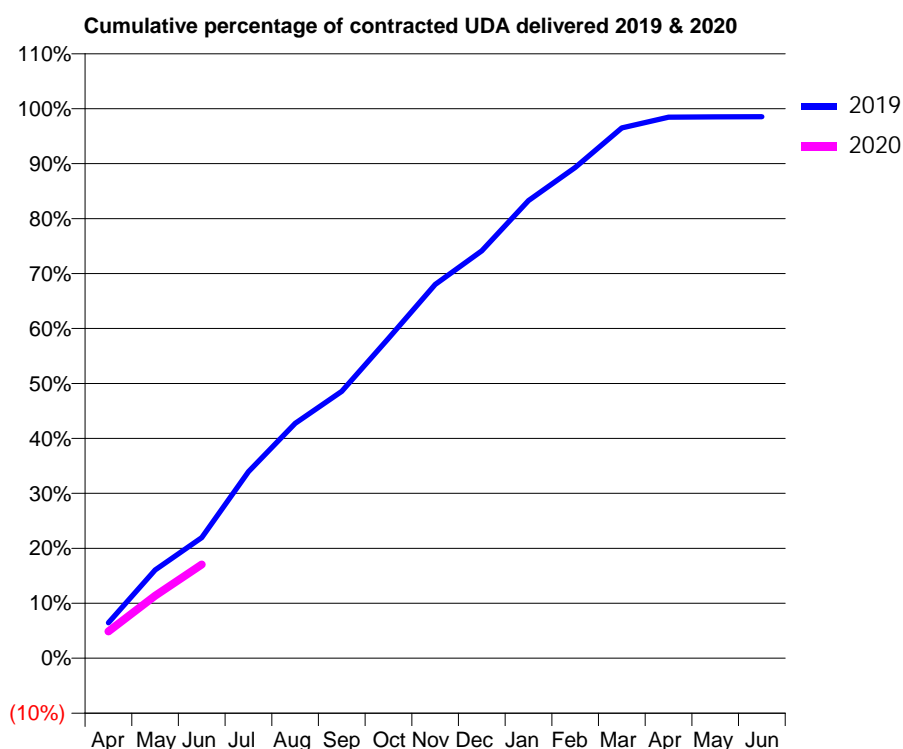
19/20 Contracted general activity (UDA)	10,590
Carry forward general activity (UDA)	0
19/20 Contracted orthodontic activity (UOA)	0
Carry forward orthodontic activity (UOA)	0
Baseline contract value	£255,858.51

ACCESS*

Patients seen in 24 months	Total	Change since previous quarter
Quarter ending June 2018	3,680	
Quarter ending September 2018	3,790	↑
Quarter ending December 2018	3,789	→
Quarter ending March 2019	3,579	↓
Quarter ending June 2019	3,542	↓
Variance since June 2018	(3.8%)	↓



ACTIVITY



Month	2019	2020
April	682	517
May	1,704	1,204
June	2,324	1,805
July	3,594	
August	4,527	
September	5,143	
October	6,164	
November	7,203	
December	7,850	
January	8,819	
February	9,459	
March	10,220	
April	10,425	
May	10,432	
June	10,435	

QUALITY

	Quantity	Base Number	Contract	AT	Region	England
% of FP17s for the same patient ID Re-attending within 3 months - Children	21	299	7.0%	10.7%	10.6%	11.4%
% of FP17s for the same patient ID Re-attending within 3 months - Adults	56	687	8.2%	14.5%	15.2%	15.4%
% of FP17s for the same patient ID Re-attending between 3 & 9 months - Children	163	299	54.5%	59.2%	62.3%	59.8%
% of FP17s for the same patient ID Re-attending between 3 & 9 months - Adults	344	687	50.1%	49.9%	53.3%	52.1%
% of FP17s for Band 1 Urgent Courses	66	879	7.5%	10.1%	9.7%	9.2%
% of FP17s Relating to Free Repair or Replacements	4	879	0.5%	0.6%	0.6%	0.7%
% of FP17s Relating to Continuations	1	879	0.1%	0.5%	0.8%	0.8%
% of Patients satisfied with the dentistry they have received	1	1	N/A	92.6%	93.4%	93.4%
% of Patients satisfied with the time they had to wait for an appointment	1	1	N/A	85.1%	86.8%	87.6%

* This is based on patients treated on this contract for their most recent course of treatment.

Figures in italics indicate the base number of FP17s or Patient Questionnaire responses are less than 100. N/A is shown where the base number of responses is less than 10 during the period. % is calculated as Quantity/Base number*100

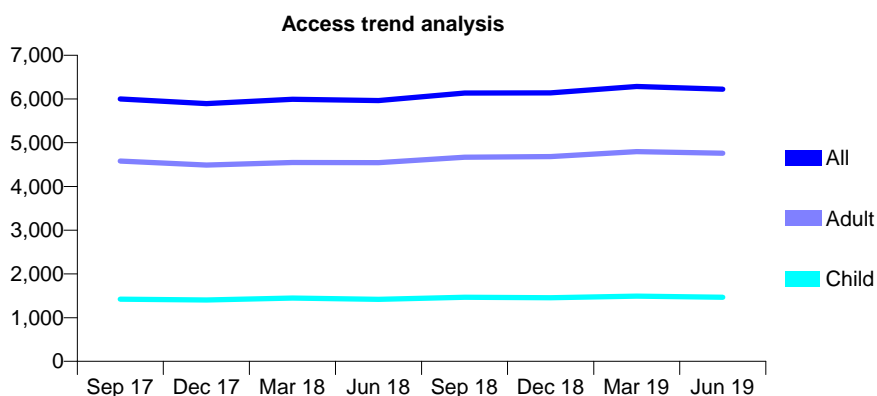
Q69 - Vital Signs At a Glance Contract Report for 102504/0001 - June 2019

Name or company name	Chess House (UK) Limited
Contract type name	GDS Contract
Purpose of contract	General
Contract start date	01/05/2010
Contract end date	

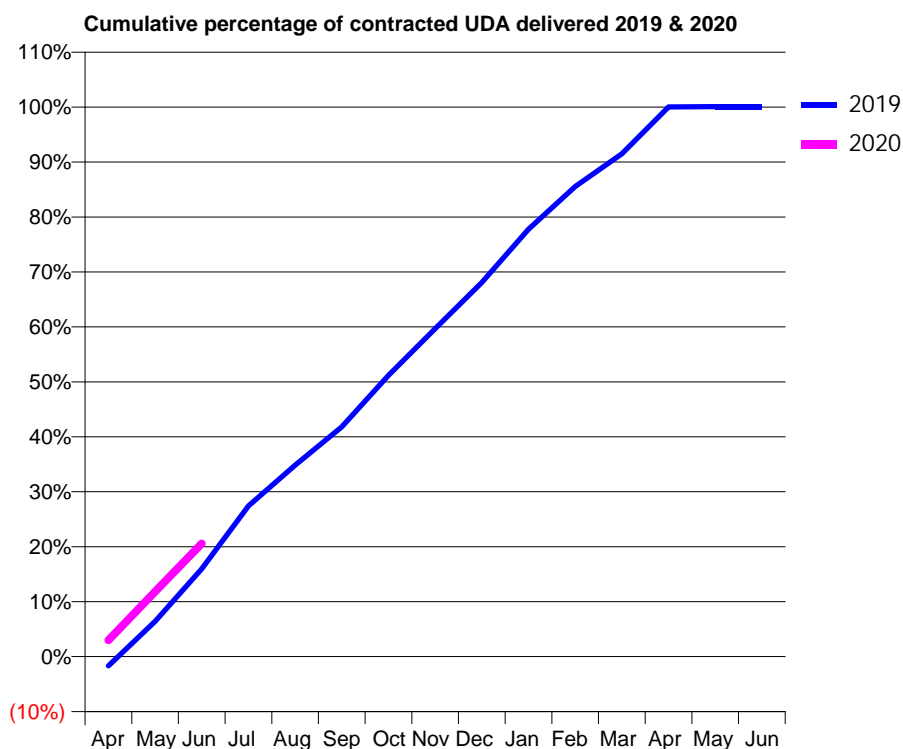
19/20 Contracted general activity (UDA)	15,018
Carry forward general activity (UDA)	0
19/20 Contracted orthodontic activity (UOA)	0
Carry forward orthodontic activity (UOA)	0
Baseline contract value	£352,095.15

ACCESS*

Patients seen in 24 months	Total	Change since previous quarter
Quarter ending June 2018	5,963	
Quarter ending September 2018	6,134	↑
Quarter ending December 2018	6,140	→
Quarter ending March 2019	6,287	↑
Quarter ending June 2019	6,225	→
Variance since June 2018	4.4%	↑



ACTIVITY



Month	Adjusted Scheduled Activity (UDA)	
	2019	2020
April	-279	449
May	1,059	1,780
June	2,639	3,090
July	4,527	
August	5,760	
September	6,905	
October	8,455	
November	9,859	
December	11,248	
January	12,846	
February	14,134	
March	15,113	
April	16,521	
May	16,530	
June	16,530	

QUALITY

	Quantity	Base Number	Contract	AT	Region	England
% of FP17s for the same patient ID Re-attending within 3 months - Children	39	607	6.4%	10.7%	10.6%	11.4%
% of FP17s for the same patient ID Re-attending within 3 months - Adults	334	1,911	17.5%	14.5%	15.2%	15.4%
% of FP17s for the same patient ID Re-attending between 3 & 9 months - Children	355	607	58.5%	59.2%	62.3%	59.8%
% of FP17s for the same patient ID Re-attending between 3 & 9 months - Adults	1,054	1,911	55.2%	49.9%	53.3%	52.1%
% of FP17s for Band 1 Urgent Courses	260	1,692	15.4%	10.1%	9.7%	9.2%
% of FP17s Relating to Free Repair or Replacements	7	1,692	0.4%	0.6%	0.6%	0.7%
% of FP17s Relating to Continuations	11	1,692	0.7%	0.5%	0.8%	0.8%
% of Patients satisfied with the dentistry they have received	5	5	N/A	92.6%	93.4%	93.4%
% of Patients satisfied with the time they had to wait for an appointment	5	5	N/A	85.1%	86.8%	87.6%

* This is based on patients treated on this contract for their most recent course of treatment. Figures in italics indicate the base number of FP17s or Patient Questionnaire responses are less than 100. N/A is shown where the base number of responses is less than 10 during the period. % is calculated as Quantity/Base number*100

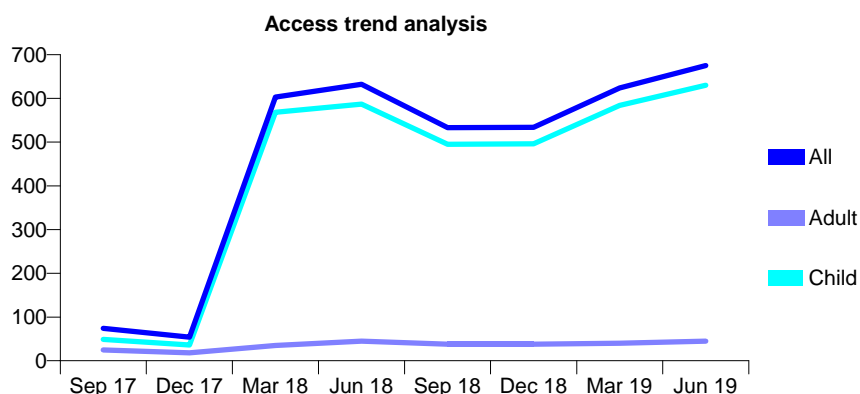
Q69 - Vital Signs At a Glance Contract Report for 103284/0001 - June 2019

Name or company name	Grove Green Dental Surgery
Contract type name	GDS Contract
Purpose of contract	General
Contract start date	01/07/2011
Contract end date	

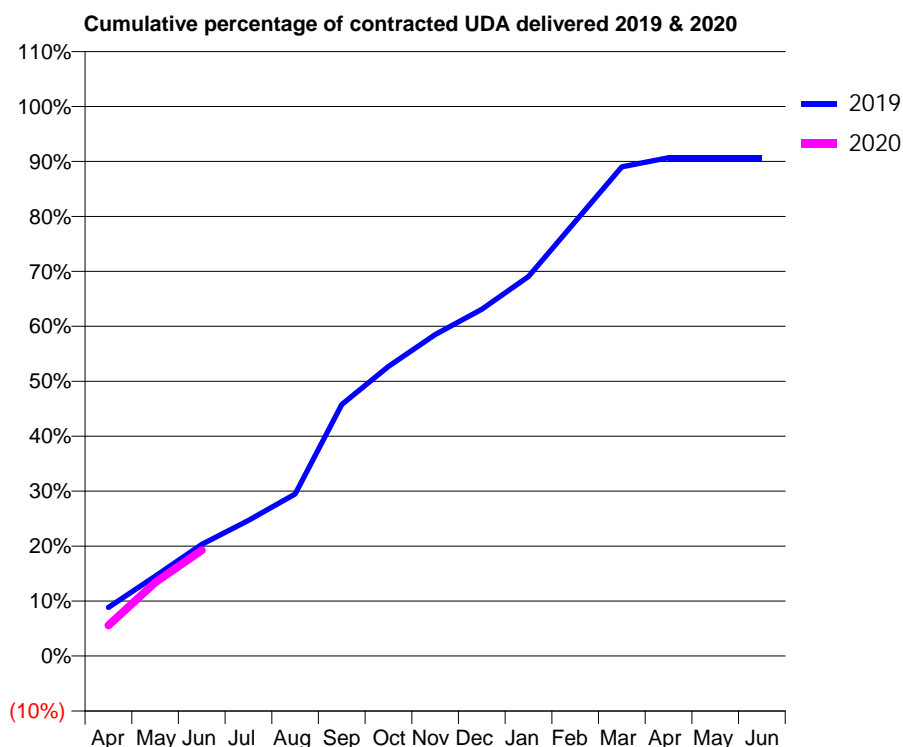
19/20 Contracted general activity (UDA)	1,277
Carry forward general activity (UDA)	0
19/20 Contracted orthodontic activity (UOA)	0
Carry forward orthodontic activity (UOA)	0
Baseline contract value	£31,252.90

ACCESS*

Patients seen in 24 months	Total	Change since previous quarter
Quarter ending June 2018	632	
Quarter ending September 2018	533	↓
Quarter ending December 2018	534	→
Quarter ending March 2019	624	↑
Quarter ending June 2019	675	↑
Variance since June 2018	6.8%	↑



ACTIVITY



Month	Adjusted Scheduled Activity (UDA)	
	2019	2020
April	113	71
May	185	171
June	259	246
July	315	
August	377	
September	584	
October	673	
November	747	
December	806	
January	882	
February	1,009	
March	1,137	
April	1,158	
May	1,158	
June	1,158	

QUALITY

	Quantity	Base Number	Contract	AT	Region	England
% of FP17s for the same patient ID Re-attending within 3 months - Children	8	212	3.8%	10.7%	10.6%	11.4%
% of FP17s for the same patient ID Re-attending within 3 months - Adults	0	5	0.0%	14.5%	15.2%	15.4%
% of FP17s for the same patient ID Re-attending between 3 & 9 months - Children	122	212	57.5%	59.2%	62.3%	59.8%
% of FP17s for the same patient ID Re-attending between 3 & 9 months - Adults	2	5	40.0%	49.9%	53.3%	52.1%
% of FP17s for Band 1 Urgent Courses	8	196	4.1%	10.1%	9.7%	9.2%
% of FP17s Relating to Free Repair or Replacements	0	196	0.0%	0.6%	0.6%	0.7%
% of FP17s Relating to Continuations	0	196	0.0%	0.5%	0.8%	0.8%
% of Patients satisfied with the dentistry they have received	0	0	N/A	92.6%	93.4%	93.4%
% of Patients satisfied with the time they had to wait for an appointment	0	0	N/A	85.1%	86.8%	87.6%

* This is based on patients treated on this contract for their most recent course of treatment. Figures in italics indicate the base number of FP17s or Patient Questionnaire responses are less than 100. N/A is shown where the base number of responses is less than 10 during the period. % is calculated as Quantity/Base number*100

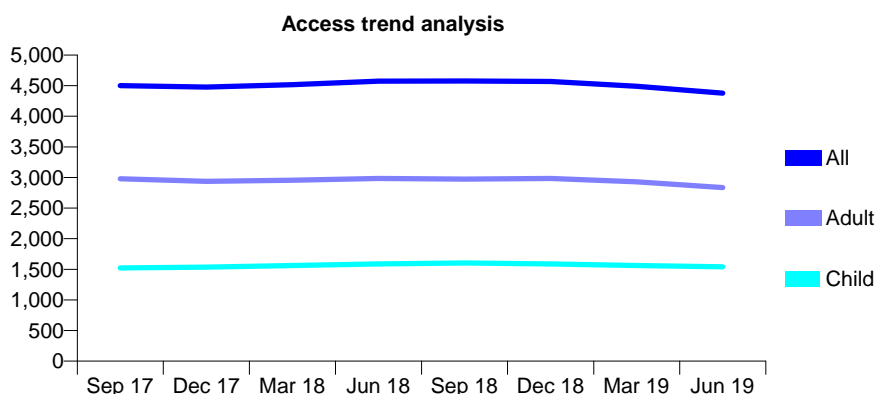
Q69 - Vital Signs At a Glance Contract Report for 103624/0001 - June 2019

Name or company name	CASTLE HILL DENTAL CARE LTD
Contract type name	GDS Contract
Purpose of contract	General
Contract start date	01/08/2012
Contract end date	

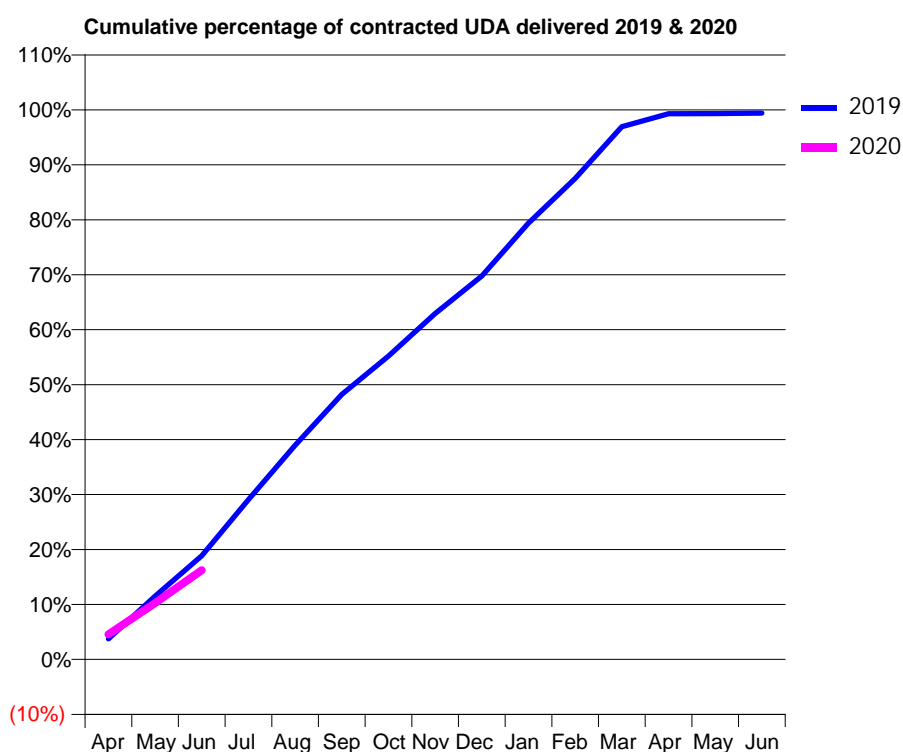
19/20 Contracted general activity (UDA)	8,250
Carry forward general activity (UDA)	0
19/20 Contracted orthodontic activity (UOA)	0
Carry forward orthodontic activity (UOA)	0
Baseline contract value	£201,391.61

ACCESS*

Patients seen in 24 months	Total	Change since previous quarter
Quarter ending June 2018	4,574	
Quarter ending September 2018	4,577	→
Quarter ending December 2018	4,570	→
Quarter ending March 2019	4,489	↓
Quarter ending June 2019	4,377	↓
Variance since June 2018	(4.3%)	↓



ACTIVITY



Month	2019	2020
April	339	375
May	1,045	848
June	1,712	1,340
July	2,639	
August	3,537	
September	4,375	
October	5,008	
November	5,714	
December	6,330	
January	7,206	
February	7,942	
March	8,796	
April	9,010	
May	9,014	
June	9,021	

QUALITY

	Quantity	Base Number	Contract	AT	Region	England
% of FP17s for the same patient ID Re-attending within 3 months - Children	29	400	7.2%	10.7%	10.6%	11.4%
% of FP17s for the same patient ID Re-attending within 3 months - Adults	60	534	11.2%	14.5%	15.2%	15.4%
% of FP17s for the same patient ID Re-attending between 3 & 9 months - Children	185	400	46.3%	59.2%	62.3%	59.8%
% of FP17s for the same patient ID Re-attending between 3 & 9 months - Adults	225	534	42.1%	49.9%	53.3%	52.1%
% of FP17s for Band 1 Urgent Courses	86	804	10.7%	10.1%	9.7%	9.2%
% of FP17s Relating to Free Repair or Replacements	4	804	0.5%	0.6%	0.6%	0.7%
% of FP17s Relating to Continuations	0	804	0.0%	0.5%	0.8%	0.8%
% of Patients satisfied with the dentistry they have received	1	1	N/A	92.6%	93.4%	93.4%
% of Patients satisfied with the time they had to wait for an appointment	1	1	N/A	85.1%	86.8%	87.6%

* This is based on patients treated on this contract for their most recent course of treatment. Figures in italics indicate the base number of FP17s or Patient Questionnaire responses are less than 100. N/A is shown where the base number of responses is less than 10 during the period. % is calculated as Quantity/Base number*100

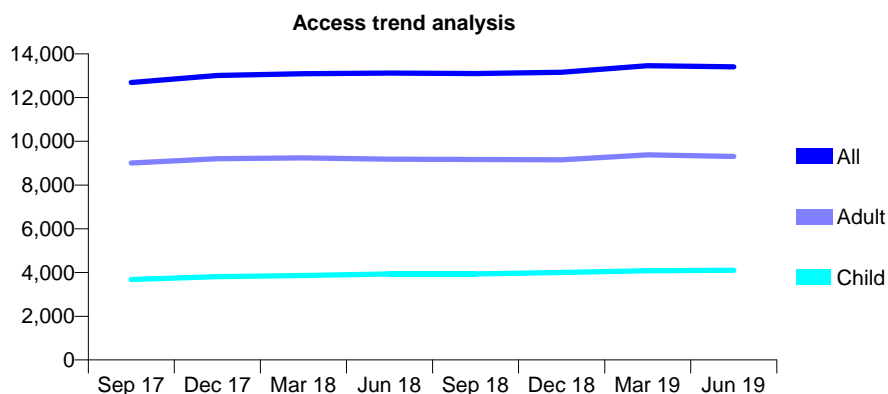
Q69 - Vital Signs At a Glance Contract Report for 104280/0001 - June 2019

Name or company name	BUSBY HOUSE DENTAL CENTRE LTD
Contract type name	GDS Contract
Purpose of contract	General
Contract start date	01/10/2010
Contract end date	

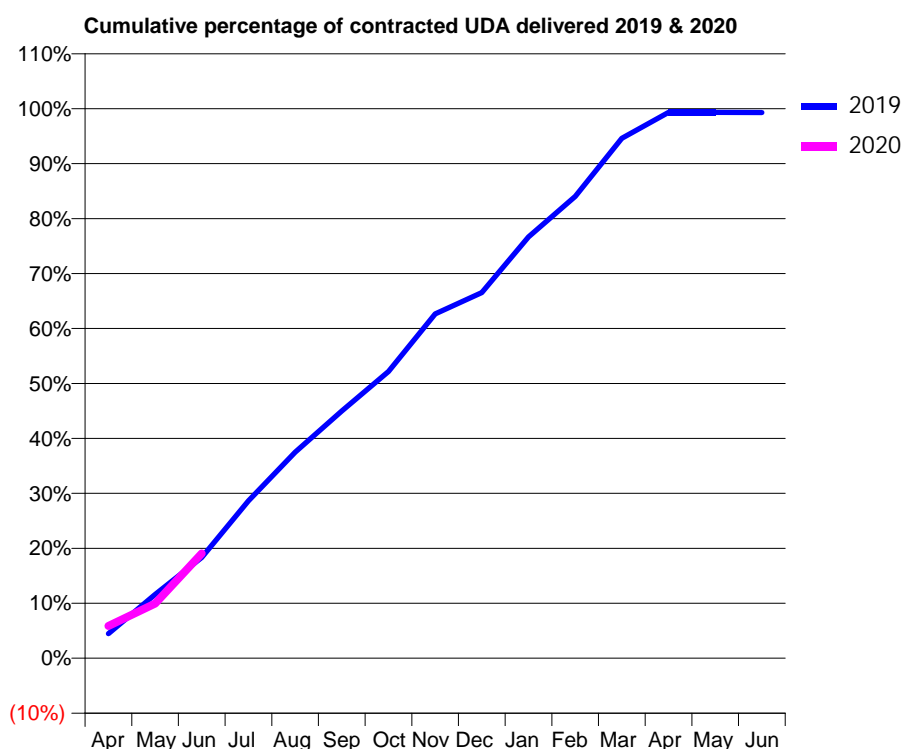
19/20 Contracted general activity (UDA)	29,407
Carry forward general activity (UDA)	0
19/20 Contracted orthodontic activity (UOA)	0
Carry forward orthodontic activity (UOA)	0
Baseline contract value	£721,804.28

ACCESS*

Patients seen in 24 months	Total	Change since previous quarter
Quarter ending June 2018	13,118	
Quarter ending September 2018	13,102	→
Quarter ending December 2018	13,153	→
Quarter ending March 2019	13,461	↑
Quarter ending June 2019	13,406	→
Variance since June 2018	2.2%	↑



ACTIVITY



Month	2019	2020
April	1,316	1,733
May	3,413	2,921
June	5,392	5,603
July	8,421	
August	11,028	
September	13,224	
October	15,340	
November	18,420	
December	19,567	
January	22,548	
February	24,707	
March	27,821	
April	29,205	
May	29,206	
June	29,200	

QUALITY

	Quantity	Base Number	Contract	AT	Region	England
% of FP17s for the same patient ID Re-attending within 3 months - Children	116	1,467	7.9%	10.7%	10.6%	11.4%
% of FP17s for the same patient ID Re-attending within 3 months - Adults	518	2,953	17.5%	14.5%	15.2%	15.4%
% of FP17s for the same patient ID Re-attending between 3 & 9 months - Children	914	1,467	62.3%	59.2%	62.3%	59.8%
% of FP17s for the same patient ID Re-attending between 3 & 9 months - Adults	1,543	2,953	52.3%	49.9%	53.3%	52.1%
% of FP17s for Band 1 Urgent Courses	430	3,271	13.1%	10.1%	9.7%	9.2%
% of FP17s Relating to Free Repair or Replacements	30	3,271	0.9%	0.6%	0.6%	0.7%
% of FP17s Relating to Continuations	11	3,271	0.3%	0.5%	0.8%	0.8%
% of Patients satisfied with the dentistry they have received	7	7	N/A	92.6%	93.4%	93.4%
% of Patients satisfied with the time they had to wait for an appointment	7	7	N/A	85.1%	86.8%	87.6%

* This is based on patients treated on this contract for their most recent course of treatment.

Figures in italics indicate the base number of FP17s or Patient Questionnaire responses are less than 100. N/A is shown where the base number of responses is less than 10 during the period. % is calculated as Quantity/Base number*100

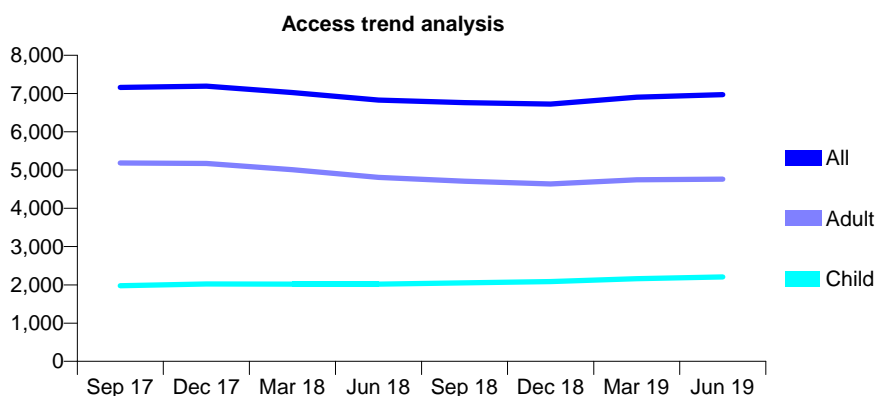
Q69 - Vital Signs At a Glance Contract Report for 104345/0001 - June 2019

Name or company name	Michael Fahami LTD
Contract type name	GDS Contract
Purpose of contract	General
Contract start date	01/08/2010
Contract end date	

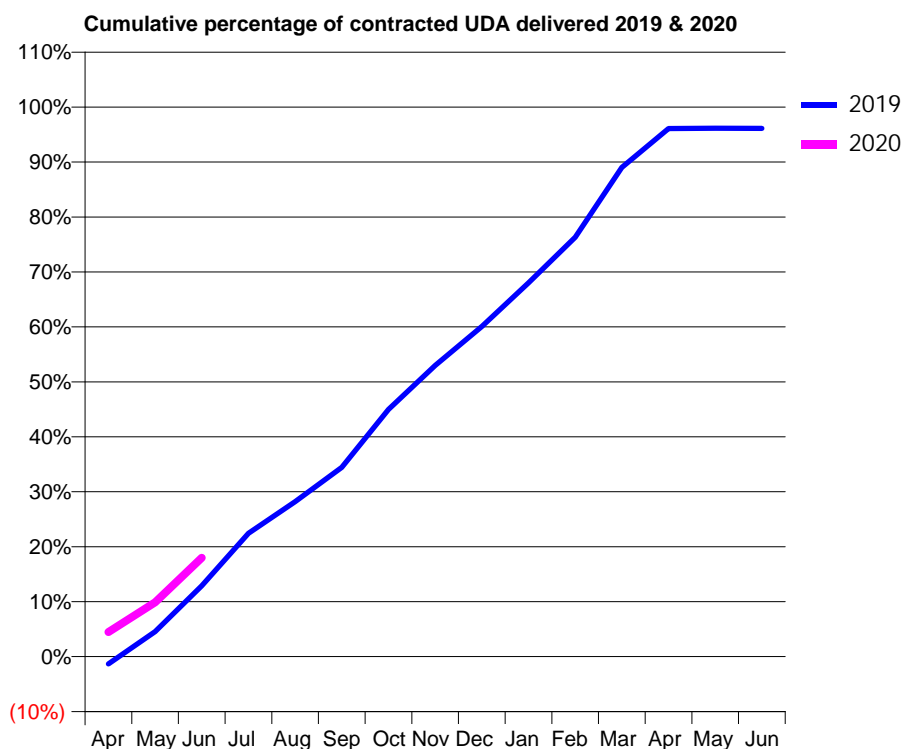
19/20 Contracted general activity (UDA)	14,000
Carry forward general activity (UDA)	0
19/20 Contracted orthodontic activity (UOA)	0
Carry forward orthodontic activity (UOA)	0
Baseline contract value	£350,261.98

ACCESS*

Patients seen in 24 months	Total	Change since previous quarter
Quarter ending June 2018	6,831	
Quarter ending September 2018	6,760	↓
Quarter ending December 2018	6,724	→
Quarter ending March 2019	6,905	↑
Quarter ending June 2019	6,969	→
Variance since June 2018	2.0%	↑



ACTIVITY



Month	Adjusted Scheduled Activity (UDA)	
	2019	2020
April	-196	627
May	674	1,385
June	1,897	2,520
July	3,299	
August	4,147	
September	5,064	
October	6,611	
November	7,791	
December	8,830	
January	9,996	
February	11,219	
March	13,085	
April	14,124	
May	14,131	
June	14,127	

QUALITY

	Quantity	Base Number	Contract	AT	Region	England
% of FP17s for the same patient ID Re-attending within 3 months - Children	57	835	6.8%	10.7%	10.6%	11.4%
% of FP17s for the same patient ID Re-attending within 3 months - Adults	166	1,388	12.0%	14.5%	15.2%	15.4%
% of FP17s for the same patient ID Re-attending between 3 & 9 months - Children	501	835	60.0%	59.2%	62.3%	59.8%
% of FP17s for the same patient ID Re-attending between 3 & 9 months - Adults	710	1,388	51.2%	49.9%	53.3%	52.1%
% of FP17s for Band 1 Urgent Courses	88	1,607	5.5%	10.1%	9.7%	9.2%
% of FP17s Relating to Free Repair or Replacements	5	1,607	0.3%	0.6%	0.6%	0.7%
% of FP17s Relating to Continuations	2	1,607	0.1%	0.5%	0.8%	0.8%
% of Patients satisfied with the dentistry they have received	3	4	N/A	92.6%	93.4%	93.4%
% of Patients satisfied with the time they had to wait for an appointment	2	4	N/A	85.1%	86.8%	87.6%

* This is based on patients treated on this contract for their most recent course of treatment. Figures in italics indicate the base number of FP17s or Patient Questionnaire responses are less than 100. N/A is shown where the base number of responses is less than 10 during the period. % is calculated as Quantity/Base number*100

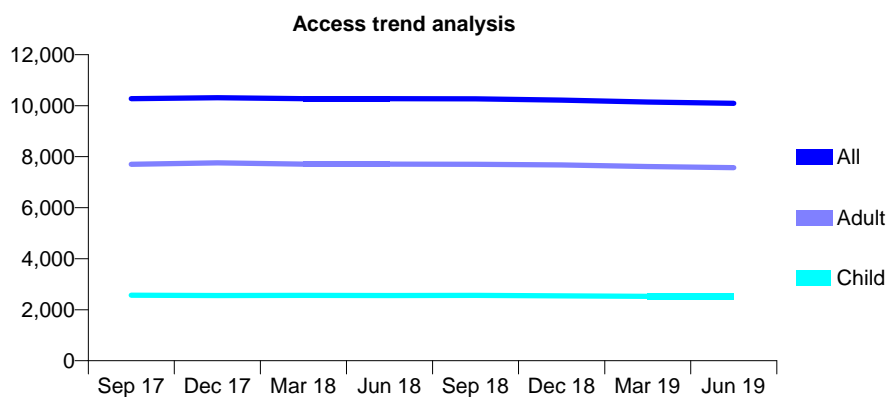
Q69 - Vital Signs At a Glance Contract Report for 105961/0001 - June 2019

Name or company name	Roundshill Dental Practice
Contract type name	GDS Contract
Purpose of contract	General
Contract start date	01/04/2006
Contract end date	

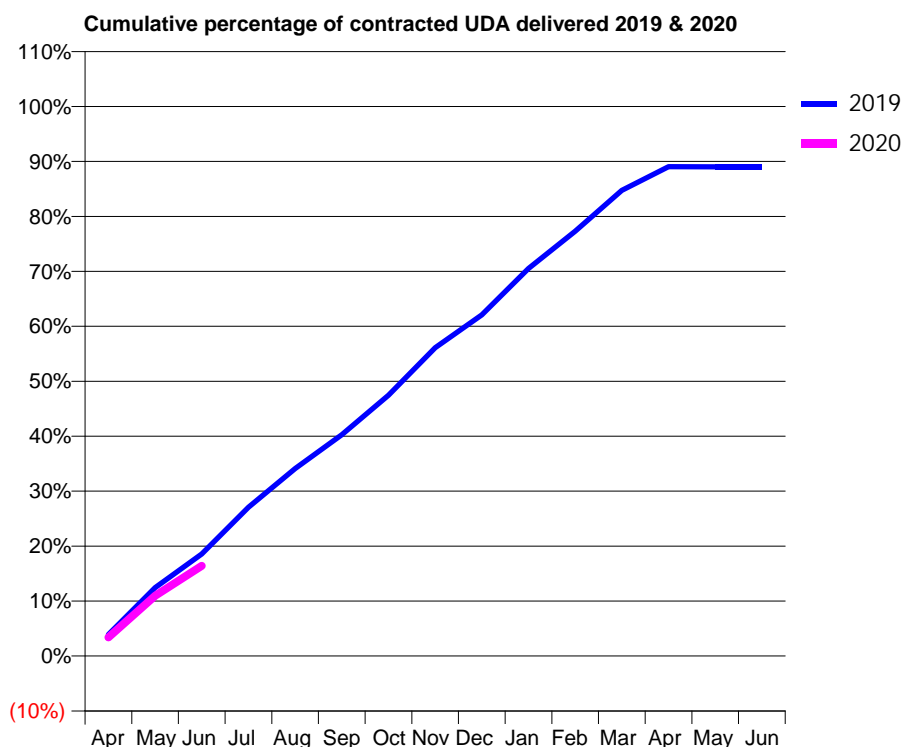
19/20 Contracted general activity (UDA)	22,935
Carry forward general activity (UDA)	0
19/20 Contracted orthodontic activity (UOA)	0
Carry forward orthodontic activity (UOA)	0
Baseline contract value	£600,009.89

ACCESS*

Patients seen in 24 months	Total	Change since previous quarter
Quarter ending June 2018	10,273	
Quarter ending September 2018	10,268	→
Quarter ending December 2018	10,221	→
Quarter ending March 2019	10,142	→
Quarter ending June 2019	10,092	→
Variance since June 2018	(1.8%)	↓



ACTIVITY



Month	Adjusted Scheduled Activity (UDA)	
	2019	2020
April	900	774
May	2,855	2,511
June	4,259	3,765
July	6,206	
August	7,829	
September	9,238	
October	10,883	
November	12,868	
December	14,236	
January	16,169	
February	17,731	
March	19,432	
April	20,425	
May	20,419	
June	20,416	

QUALITY

	Quantity	Base Number	Contract	AT	Region	England
% of FP17s for the same patient ID Re-attending within 3 months - Children	35	793	4.4%	10.7%	10.6%	11.4%
% of FP17s for the same patient ID Re-attending within 3 months - Adults	285	2,297	12.4%	14.5%	15.2%	15.4%
% of FP17s for the same patient ID Re-attending between 3 & 9 months - Children	451	793	56.9%	59.2%	62.3%	59.8%
% of FP17s for the same patient ID Re-attending between 3 & 9 months - Adults	1,104	2,297	48.1%	49.9%	53.3%	52.1%
% of FP17s for Band 1 Urgent Courses	265	2,551	10.4%	10.1%	9.7%	9.2%
% of FP17s Relating to Free Repair or Replacements	24	2,551	0.9%	0.6%	0.6%	0.7%
% of FP17s Relating to Continuations	0	2,551	0.0%	0.5%	0.8%	0.8%
% of Patients satisfied with the dentistry they have received	9	9	N/A	92.6%	93.4%	93.4%
% of Patients satisfied with the time they had to wait for an appointment	9	9	N/A	85.1%	86.8%	87.6%

* This is based on patients treated on this contract for their most recent course of treatment. Figures in italics indicate the base number of FP17s or Patient Questionnaire responses are less than 100. N/A is shown where the base number of responses is less than 10 during the period. % is calculated as Quantity/Base number*100

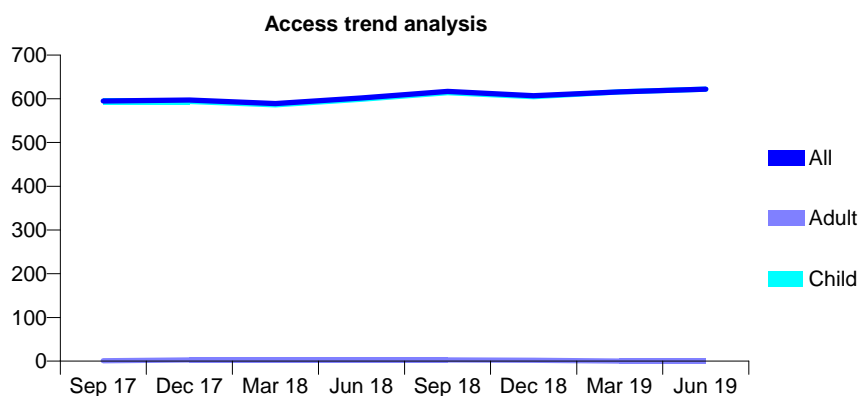
Q69 - Vital Signs At a Glance Contract Report for 108715/0001 - June 2019

Name or company name	Williams and Sanghera Dental Practice
Contract type name	GDS Contract
Purpose of contract	General
Contract start date	01/11/2014
Contract end date	

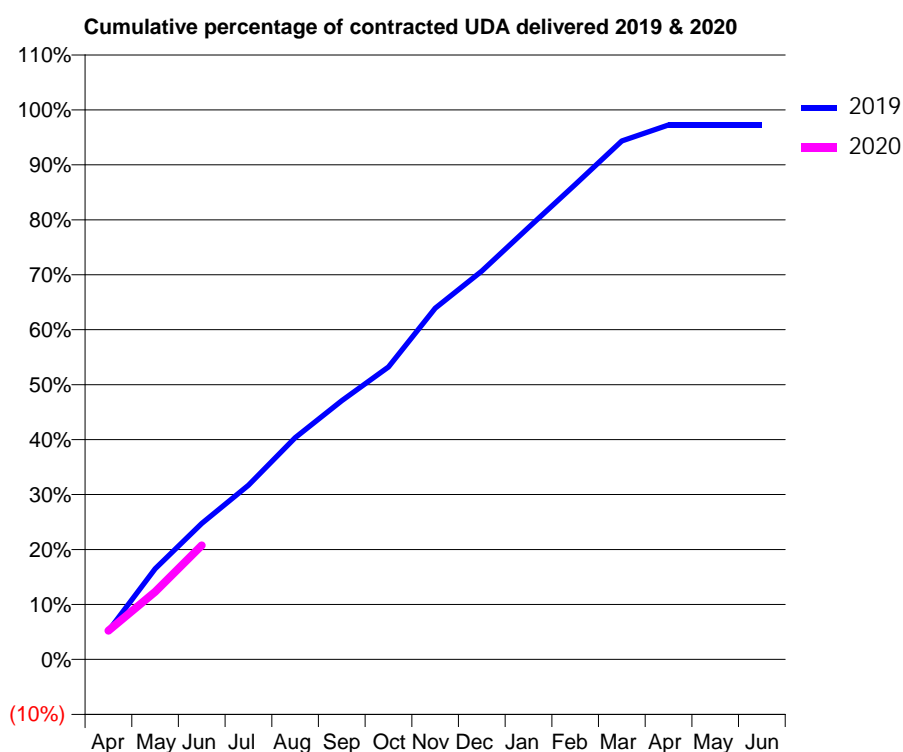
19/20 Contracted general activity (UDA)	1,305
Carry forward general activity (UDA)	0
19/20 Contracted orthodontic activity (UOA)	0
Carry forward orthodontic activity (UOA)	0
Baseline contract value	£24,309.07

ACCESS*

Patients seen in 24 months	Total	Change since previous quarter
Quarter ending June 2018	602	
Quarter ending September 2018	617	↑
Quarter ending December 2018	607	↓
Quarter ending March 2019	616	→
Quarter ending June 2019	622	→
Variance since June 2018	3.3%	↑



ACTIVITY



Month	Adjusted Scheduled Activity (UDA)	
	2019	2020
April	68	68
May	216	161
June	323	271
July	414	
August	527	
September	614	
October	695	
November	834	
December	922	
January	1,026	
February	1,128	
March	1,231	
April	1,269	
May	1,269	
June	1,269	

QUALITY

	Quantity	Base Number	Contract	AT	Region	England
% of FP17s for the same patient ID Re-attending within 3 months - Children	13	251	5.2%	10.7%	10.6%	11.4%
% of FP17s for the same patient ID Re-attending within 3 months - Adults	0	0	N/A	14.5%	15.2%	15.4%
% of FP17s for the same patient ID Re-attending between 3 & 9 months - Children	185	251	73.7%	59.2%	62.3%	59.8%
% of FP17s for the same patient ID Re-attending between 3 & 9 months - Adults	0	0	N/A	49.9%	53.3%	52.1%
% of FP17s for Band 1 Urgent Courses	5	221	2.3%	10.1%	9.7%	9.2%
% of FP17s Relating to Free Repair or Replacements	0	221	0.0%	0.6%	0.6%	0.7%
% of FP17s Relating to Continuations	0	221	0.0%	0.5%	0.8%	0.8%
% of Patients satisfied with the dentistry they have received	0	0	N/A	92.6%	93.4%	93.4%
% of Patients satisfied with the time they had to wait for an appointment	0	0	N/A	85.1%	86.8%	87.6%

* This is based on patients treated on this contract for their most recent course of treatment. Figures in italics indicate the base number of FP17s or Patient Questionnaire responses are less than 100. N/A is shown where the base number of responses is less than 10 during the period. % is calculated as Quantity/Base number*100

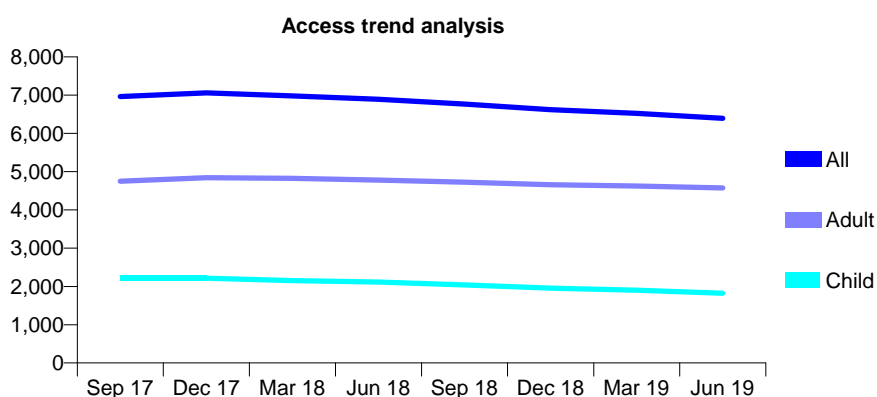
Q69 - Vital Signs At a Glance Contract Report for 111945/0001 - June 2019

Name or company name	Gloucester House Dental Practice
Contract type name	GDS Contract
Purpose of contract	General
Contract start date	01/02/2016
Contract end date	

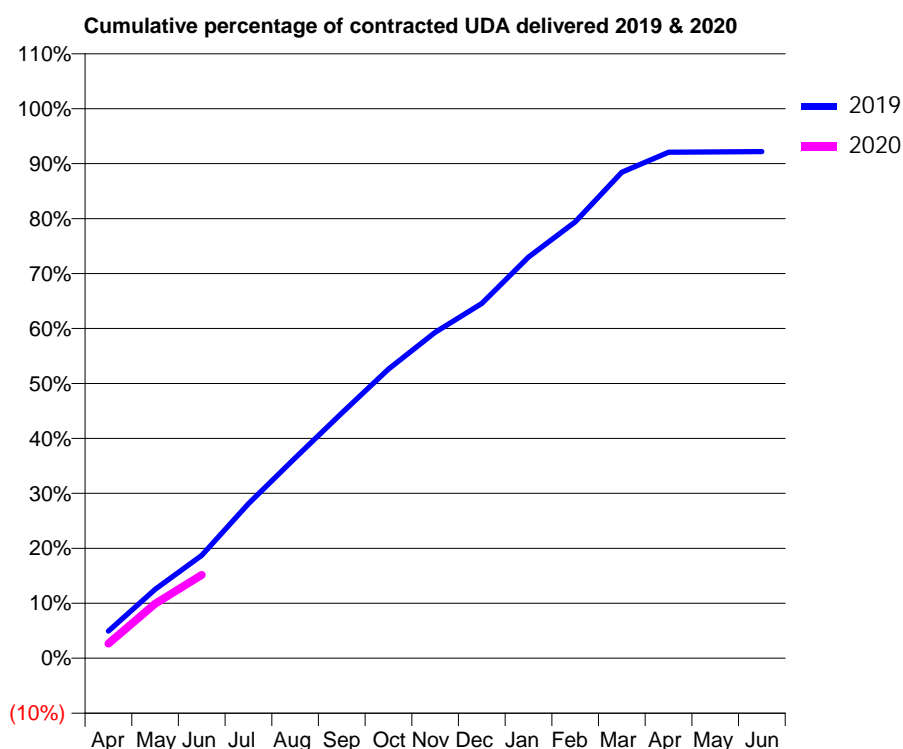
19/20 Contracted general activity (UDA)	19,387
Carry forward general activity (UDA)	0
19/20 Contracted orthodontic activity (UOA)	0
Carry forward orthodontic activity (UOA)	0
Baseline contract value	£580,274.23

ACCESS*

Patients seen in 24 months	Total	Change since previous quarter
Quarter ending June 2018	6,891	
Quarter ending September 2018	6,767	↓
Quarter ending December 2018	6,618	↓
Quarter ending March 2019	6,524	↓
Quarter ending June 2019	6,396	↓
Variance since June 2018	(7.2%)	↓



ACTIVITY



Month	2019	2020
April	959	516
May	2,432	1,923
June	3,631	2,937
July	5,453	
August	7,067	
September	8,650	
October	10,196	
November	11,494	
December	12,515	
January	14,154	
February	15,390	
March	17,147	
April	17,854	
May	17,863	
June	17,870	

QUALITY

	Quantity	Base Number	Contract	AT	Region	England
% of FP17s for the same patient ID Re-attending within 3 months - Children	47	628	7.5%	10.7%	10.6%	11.4%
% of FP17s for the same patient ID Re-attending within 3 months - Adults	240	1,615	14.9%	14.5%	15.2%	15.4%
% of FP17s for the same patient ID Re-attending between 3 & 9 months - Children	477	628	76.0%	59.2%	62.3%	59.8%
% of FP17s for the same patient ID Re-attending between 3 & 9 months - Adults	1,149	1,615	71.1%	49.9%	53.3%	52.1%
% of FP17s for Band 1 Urgent Courses	158	1,843	8.6%	10.1%	9.7%	9.2%
% of FP17s Relating to Free Repair or Replacements	11	1,843	0.6%	0.6%	0.6%	0.7%
% of FP17s Relating to Continuations	1	1,843	0.1%	0.5%	0.8%	0.8%
% of Patients satisfied with the dentistry they have received	1	1	N/A	92.6%	93.4%	93.4%
% of Patients satisfied with the time they had to wait for an appointment	1	1	N/A	85.1%	86.8%	87.6%

* This is based on patients treated on this contract for their most recent course of treatment.

Figures in italics indicate the base number of FP17s or Patient Questionnaire responses are less than 100. N/A is shown where the base number of responses is less than 10 during the period. % is calculated as Quantity/Base number*100

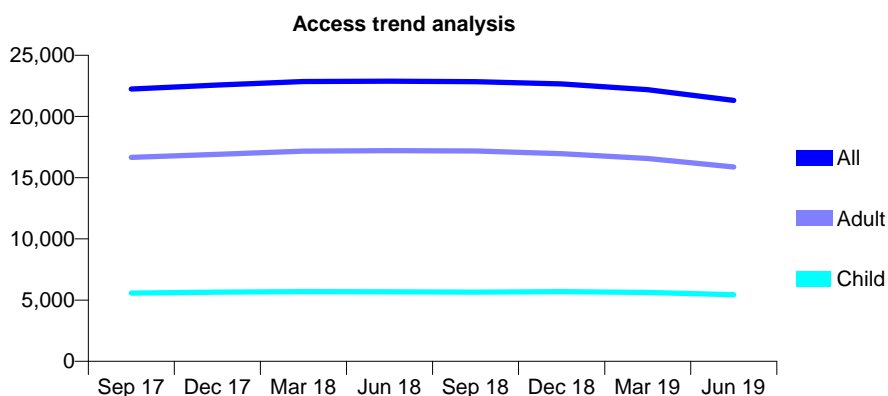
Q69 - Vital Signs At a Glance Contract Report for 111988/0001 - June 2019

Name or company name	OXFORD DENTAL CARE LTD
Contract type name	GDS Contract
Purpose of contract	General
Contract start date	01/04/2009
Contract end date	

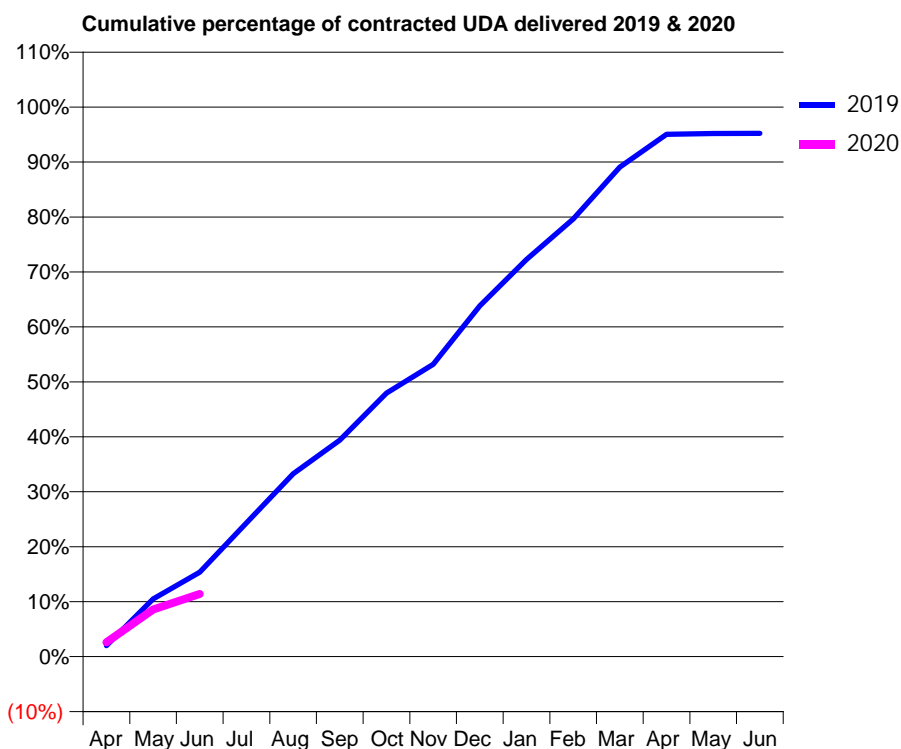
19/20 Contracted general activity (UDA)	56,758
Carry forward general activity (UDA)	0
19/20 Contracted orthodontic activity (UOA)	0
Carry forward orthodontic activity (UOA)	0
Baseline contract value	£1,497,284.20

ACCESS*

Patients seen in 24 months	Total	Change since previous quarter
Quarter ending June 2018	22,882	
Quarter ending September 2018	22,834	→
Quarter ending December 2018	22,666	→
Quarter ending March 2019	22,195	↓
Quarter ending June 2019	21,317	↓
Variance since June 2018	(6.8%)	↓



ACTIVITY



Month	Adjusted Scheduled Activity (UDA)	
	2019	2020
April	1,133	1,476
May	5,957	4,868
June	8,720	6,481
July	13,814	
August	18,893	
September	22,366	
October	27,205	
November	30,201	
December	36,217	
January	41,019	
February	45,196	
March	50,555	
April	53,944	
May	54,028	
June	54,039	

QUALITY

	Quantity	Base Number	Contract	AT	Region	England
% of FP17s for the same patient ID Re-attending within 3 months - Children	132	1,486	8.9%	10.7%	10.6%	11.4%
% of FP17s for the same patient ID Re-attending within 3 months - Adults	679	3,802	17.9%	14.5%	15.2%	15.4%
% of FP17s for the same patient ID Re-attending between 3 & 9 months - Children	820	1,486	55.2%	59.2%	62.3%	59.8%
% of FP17s for the same patient ID Re-attending between 3 & 9 months - Adults	1,889	3,802	49.7%	49.9%	53.3%	52.1%
% of FP17s for Band 1 Urgent Courses	499	3,611	13.8%	10.1%	9.7%	9.2%
% of FP17s Relating to Free Repair or Replacements	50	3,611	1.4%	0.6%	0.6%	0.7%
% of FP17s Relating to Continuations	25	3,611	0.7%	0.5%	0.8%	0.8%
% of Patients satisfied with the dentistry they have received	6	9	N/A	92.6%	93.4%	93.4%
% of Patients satisfied with the time they had to wait for an appointment	6	9	N/A	85.1%	86.8%	87.6%

* This is based on patients treated on this contract for their most recent course of treatment. Figures in italics indicate the base number of FP17s or Patient Questionnaire responses are less than 100. N/A is shown where the base number of responses is less than 10 during the period. % is calculated as Quantity/Base number*100

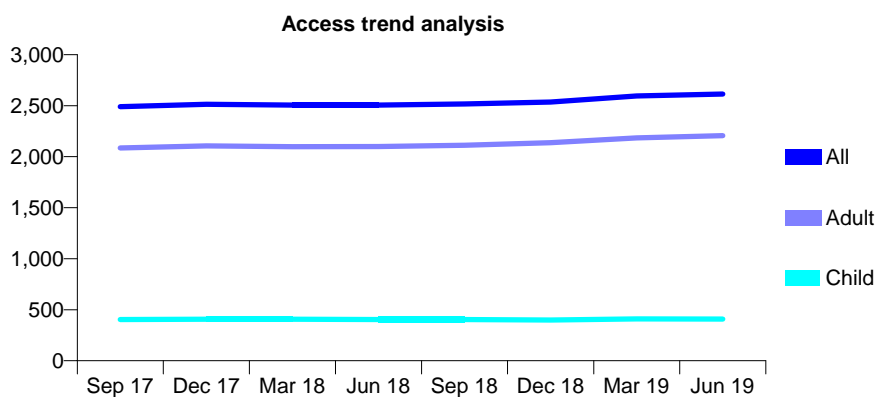
Q69 - Vital Signs At a Glance Contract Report for 113735/0001 - June 2019

Name or company name	E. Leondaki Ltd
Contract type name	GDS Contract
Purpose of contract	General
Contract start date	01/04/2009
Contract end date	

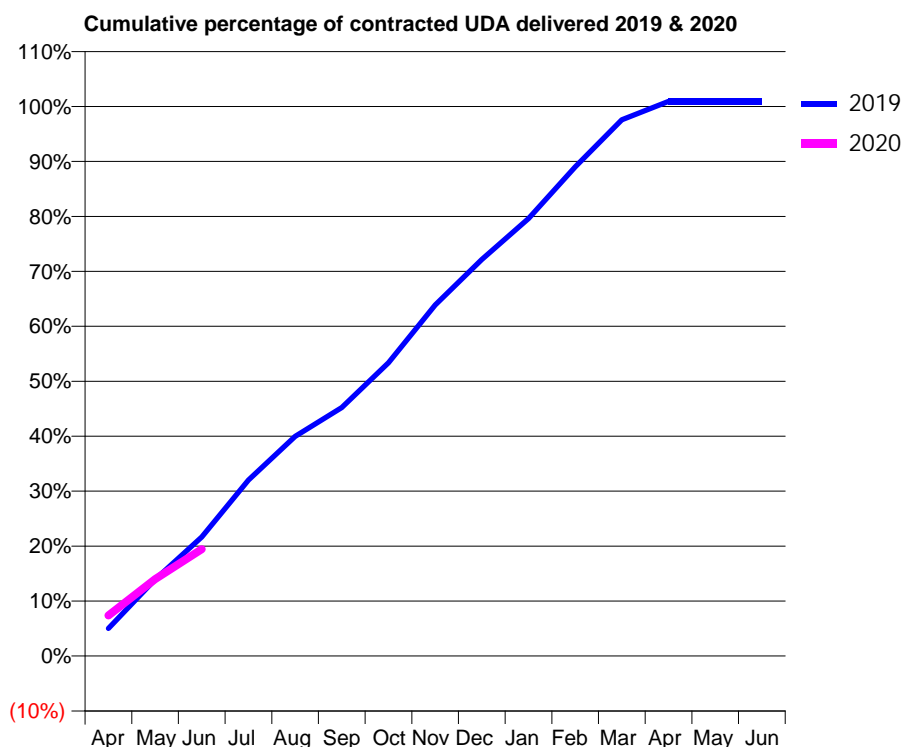
19/20 Contracted general activity (UDA)	8,160
Carry forward general activity (UDA)	0
19/20 Contracted orthodontic activity (UOA)	0
Carry forward orthodontic activity (UOA)	0
Baseline contract value	£208,617.09

ACCESS*

Patients seen in 24 months	Total	Change since previous quarter
Quarter ending June 2018	2,505	
Quarter ending September 2018	2,517	→
Quarter ending December 2018	2,535	→
Quarter ending March 2019	2,595	↑
Quarter ending June 2019	2,614	→
Variance since June 2018	4.4%	↑



ACTIVITY



Month	Adjusted Scheduled Activity (UDA)	
	2019	2020
April	411	603
May	1,138	1,142
June	1,766	1,586
July	2,613	
August	3,263	
September	3,689	
October	4,356	
November	5,213	
December	5,888	
January	6,496	
February	7,262	
March	7,960	
April	8,234	
May	8,234	
June	8,234	

QUALITY

	Quantity	Base Number	Contract	AT	Region	England
% of FP17s for the same patient ID Re-attending within 3 months - Children	8	147	5.4%	10.7%	10.6%	11.4%
% of FP17s for the same patient ID Re-attending within 3 months - Adults	101	830	12.2%	14.5%	15.2%	15.4%
% of FP17s for the same patient ID Re-attending between 3 & 9 months - Children	97	147	66.0%	59.2%	62.3%	59.8%
% of FP17s for the same patient ID Re-attending between 3 & 9 months - Adults	534	830	64.3%	49.9%	53.3%	52.1%
% of FP17s for Band 1 Urgent Courses	47	839	5.6%	10.1%	9.7%	9.2%
% of FP17s Relating to Free Repair or Replacements	7	839	0.8%	0.6%	0.6%	0.7%
% of FP17s Relating to Continuations	15	839	1.8%	0.5%	0.8%	0.8%
% of Patients satisfied with the dentistry they have received	3	3	N/A	92.6%	93.4%	93.4%
% of Patients satisfied with the time they had to wait for an appointment	3	3	N/A	85.1%	86.8%	87.6%

* This is based on patients treated on this contract for their most recent course of treatment. Figures in italics indicate the base number of FP17s or Patient Questionnaire responses are less than 100. N/A is shown where the base number of responses is less than 10 during the period. % is calculated as Quantity/Base number*100

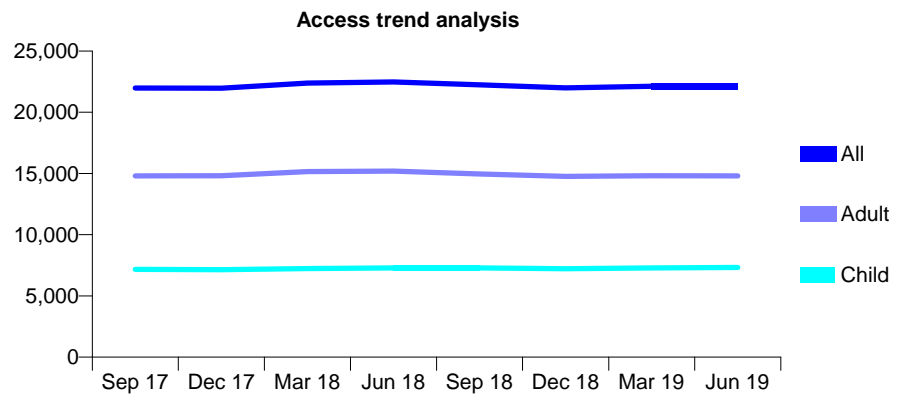
Q69 - Vital Signs At a Glance Contract Report for 113913/0001 - June 2019

Name or company name	Eastgate Dental Centre LTD
Contract type name	GDS Contract
Purpose of contract	General
Contract start date	01/11/2012
Contract end date	

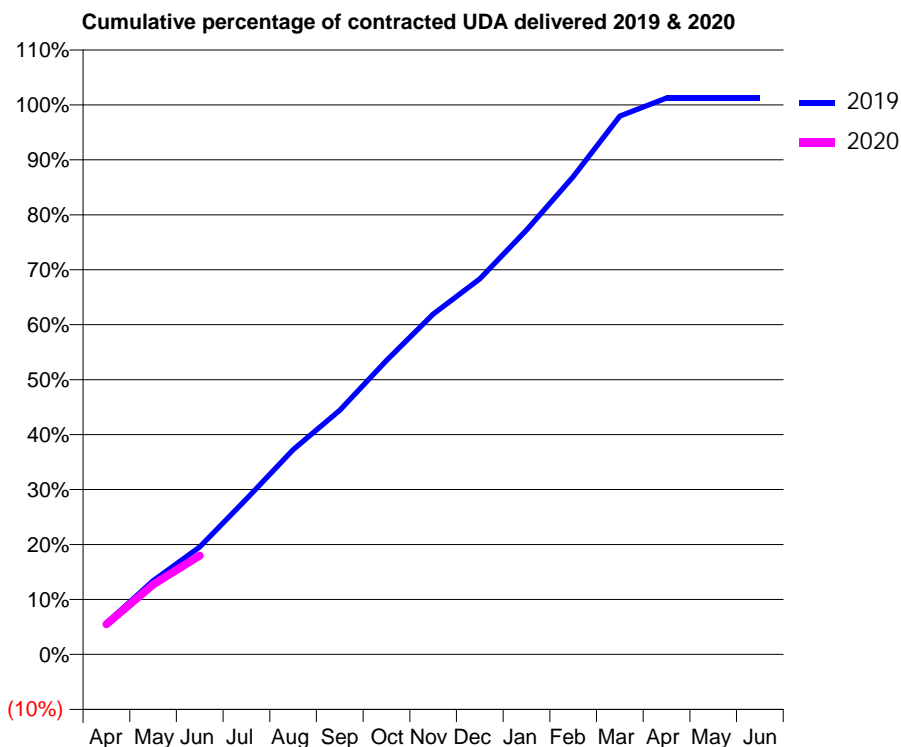
19/20 Contracted general activity (UDA)	41,155
Carry forward general activity (UDA)	0
19/20 Contracted orthodontic activity (UOA)	0
Carry forward orthodontic activity (UOA)	0
Baseline contract value	£1,076,462.52

ACCESS*

Patients seen in 24 months	Total	Change since previous quarter
Quarter ending June 2018	22,480	
Quarter ending September 2018	22,244	↓
Quarter ending December 2018	21,988	↓
Quarter ending March 2019	22,114	→
Quarter ending June 2019	22,131	→
Variance since June 2018	(1.6%)	↓



ACTIVITY



Month	2019	2020
April	2,462	2,265
May	5,791	5,232
June	8,450	7,401
July	12,231	
August	16,100	
September	19,197	
October	23,106	
November	26,768	
December	29,529	
January	33,365	
February	37,573	
March	42,325	
April	43,747	
May	43,752	
June	43,751	

QUALITY

	Quantity	Base Number	Contract	AT	Region	England
% of FP17s for the same patient ID Re-attending within 3 months - Children	184	2,415	7.6%	10.7%	10.6%	11.4%
% of FP17s for the same patient ID Re-attending within 3 months - Adults	570	3,963	14.4%	14.5%	15.2%	15.4%
% of FP17s for the same patient ID Re-attending between 3 & 9 months - Children	1,420	2,415	58.8%	59.2%	62.3%	59.8%
% of FP17s for the same patient ID Re-attending between 3 & 9 months - Adults	1,791	3,963	45.2%	49.9%	53.3%	52.1%
% of FP17s for Band 1 Urgent Courses	785	4,995	15.7%	10.1%	9.7%	9.2%
% of FP17s Relating to Free Repair or Replacements	12	4,995	0.2%	0.6%	0.6%	0.7%
% of FP17s Relating to Continuations	2	4,995	0.0%	0.5%	0.8%	0.8%
% of Patients satisfied with the dentistry they have received	6	6	N/A	92.6%	93.4%	93.4%
% of Patients satisfied with the time they had to wait for an appointment	5	6	N/A	85.1%	86.8%	87.6%

* This is based on patients treated on this contract for their most recent course of treatment. Figures in italics indicate the base number of FP17s or Patient Questionnaire responses are less than 100. N/A is shown where the base number of responses is less than 10 during the period. % is calculated as Quantity/Base number*100

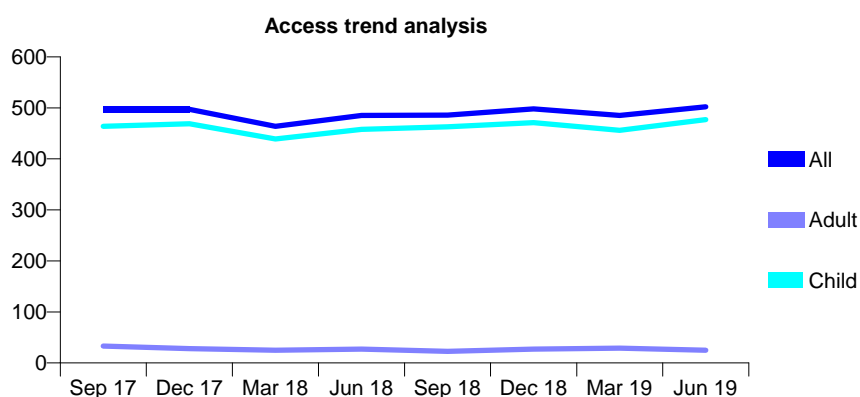
Q69 - Vital Signs At a Glance Contract Report for 114502/0001 - June 2019

Name or company name	Oakthorpe Dental
Contract type name	GDS Contract
Purpose of contract	General
Contract start date	01/04/2012
Contract end date	

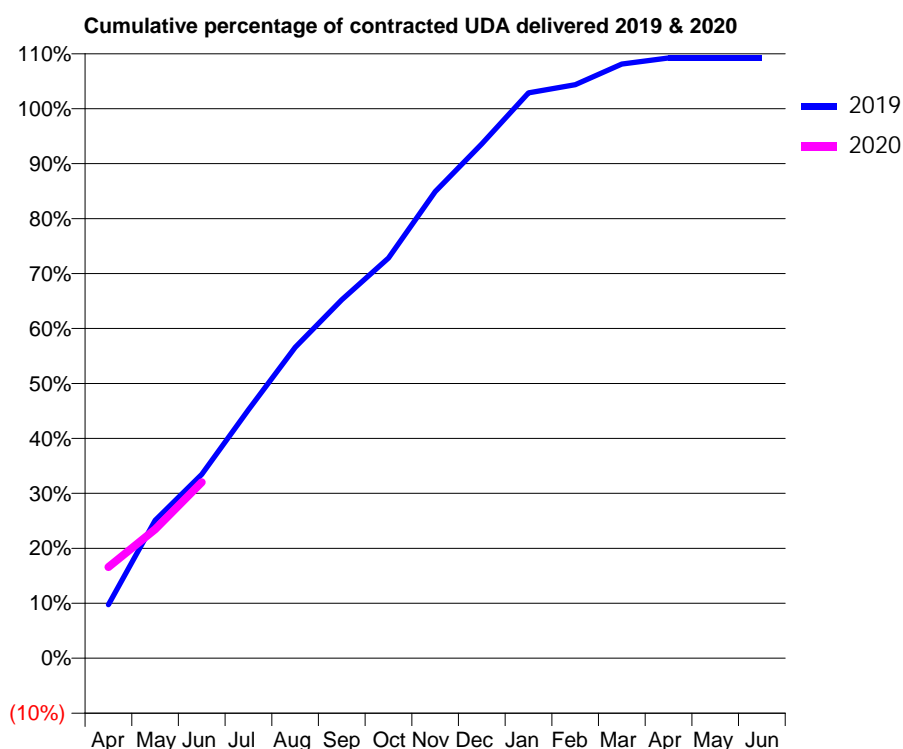
19/20 Contracted general activity (UDA)	556
Carry forward general activity (UDA)	0
19/20 Contracted orthodontic activity (UOA)	0
Carry forward orthodontic activity (UOA)	0
Baseline contract value	£15,543.68

ACCESS*

Patients seen in 24 months	Total	Change since previous quarter
Quarter ending June 2018	485	
Quarter ending September 2018	486	→
Quarter ending December 2018	498	↑
Quarter ending March 2019	485	↓
Quarter ending June 2019	502	↑
Variance since June 2018	3.5%	↑



ACTIVITY



Adjusted Scheduled Activity (UDA)		
Month	2019	2020
April	54	92
May	140	130
June	186	178
July	251	
August	315	
September	363	
October	405	
November	472	
December	520	
January	572	
February	580	
March	601	
April	607	
May	607	
June	607	

QUALITY

	Quantity	Base Number	Contract	AT	Region	England
% of FP17s for the same patient ID Re-attending within 3 months - Children	10	167	6.0%	10.7%	10.6%	11.4%
% of FP17s for the same patient ID Re-attending within 3 months - Adults	0	0	N/A	14.5%	15.2%	15.4%
% of FP17s for the same patient ID Re-attending between 3 & 9 months - Children	39	167	23.4%	59.2%	62.3%	59.8%
% of FP17s for the same patient ID Re-attending between 3 & 9 months - Adults	0	0	N/A	49.9%	53.3%	52.1%
% of FP17s for Band 1 Urgent Courses	5	159	3.1%	10.1%	9.7%	9.2%
% of FP17s Relating to Free Repair or Replacements	0	159	0.0%	0.6%	0.6%	0.7%
% of FP17s Relating to Continuations	7	159	4.4%	0.5%	0.8%	0.8%
% of Patients satisfied with the dentistry they have received	0	0	N/A	92.6%	93.4%	93.4%
% of Patients satisfied with the time they had to wait for an appointment	0	0	N/A	85.1%	86.8%	87.6%

* This is based on patients treated on this contract for their most recent course of treatment.

Figures in italics indicate the base number of FP17s or Patient Questionnaire responses are less than 100. N/A is shown where the base number of responses is less than 10 during the period. % is calculated as Quantity/Base number*100

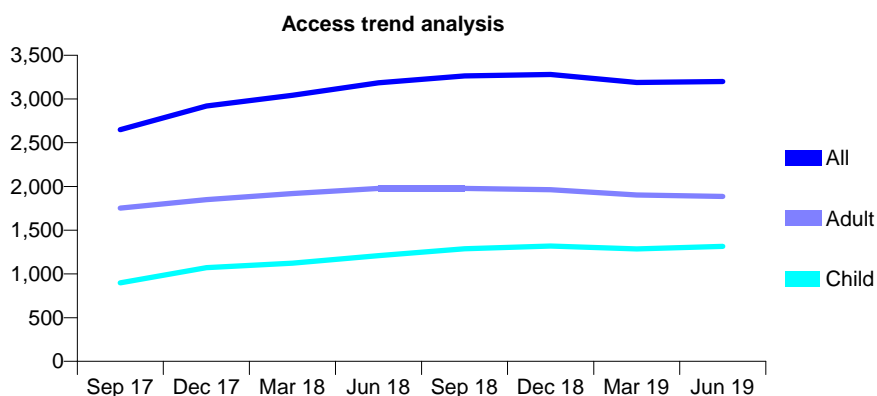
Q69 - Vital Signs At a Glance Contract Report for 114790/0001 - June 2019

Name or company name	GENTLE DENTAL CARE 4U LTD
Contract type name	GDS Contract
Purpose of contract	General
Contract start date	01/12/2012
Contract end date	

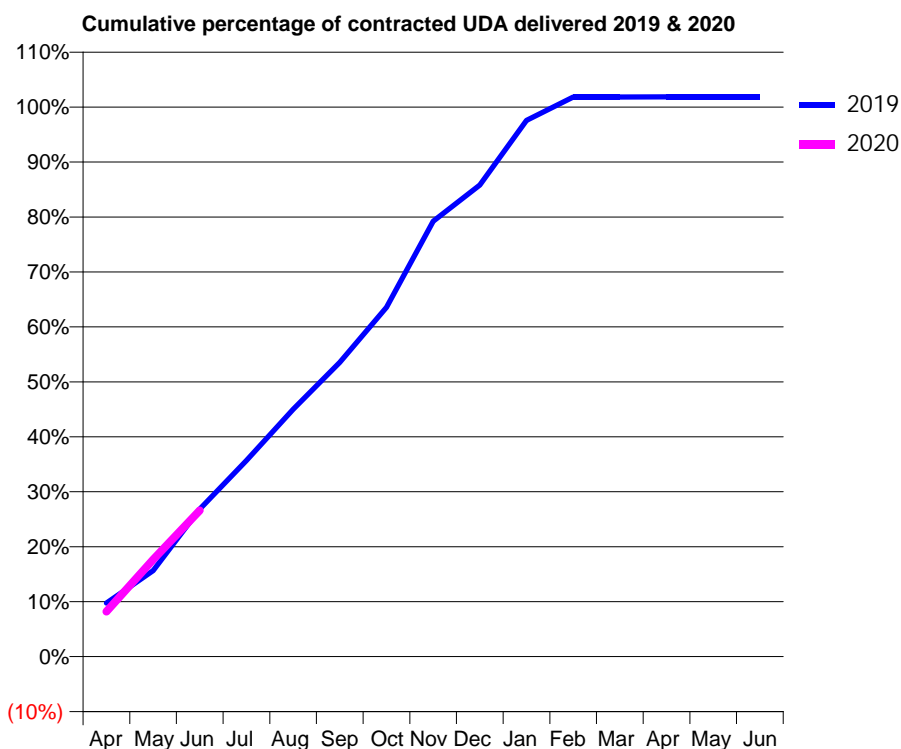
19/20 Contracted general activity (UDA)	5,849
Carry forward general activity (UDA)	0
19/20 Contracted orthodontic activity (UOA)	0
Carry forward orthodontic activity (UOA)	0
Baseline contract value	£157,649.71

ACCESS*

Patients seen in 24 months	Total	Change since previous quarter
Quarter ending June 2018	3,185	
Quarter ending September 2018	3,265	↑
Quarter ending December 2018	3,281	→
Quarter ending March 2019	3,188	↓
Quarter ending June 2019	3,201	→
Variance since June 2018	0.5%	→



ACTIVITY



Month	Adjusted Scheduled Activity (UDA)	
	2019	2020
April	627	480
May	1,007	1,033
June	1,727	1,556
July	2,296	
August	2,895	
September	3,446	
October	4,091	
November	5,097	
December	5,520	
January	6,277	
February	6,551	
March	6,553	
April	6,554	
May	6,554	
June	6,554	

QUALITY

	Quantity	Base Number	Contract	AT	Region	England
% of FP17s for the same patient ID Re-attending within 3 months - Children	37	631	5.9%	10.7%	10.6%	11.4%
% of FP17s for the same patient ID Re-attending within 3 months - Adults	47	577	8.1%	14.5%	15.2%	15.4%
% of FP17s for the same patient ID Re-attending between 3 & 9 months - Children	449	631	71.2%	59.2%	62.3%	59.8%
% of FP17s for the same patient ID Re-attending between 3 & 9 months - Adults	399	577	69.2%	49.9%	53.3%	52.1%
% of FP17s for Band 1 Urgent Courses	56	1,028	5.4%	10.1%	9.7%	9.2%
% of FP17s Relating to Free Repair or Replacements	4	1,028	0.4%	0.6%	0.6%	0.7%
% of FP17s Relating to Continuations	0	1,028	0.0%	0.5%	0.8%	0.8%
% of Patients satisfied with the dentistry they have received	1	1	N/A	92.6%	93.4%	93.4%
% of Patients satisfied with the time they had to wait for an appointment	1	1	N/A	85.1%	86.8%	87.6%

* This is based on patients treated on this contract for their most recent course of treatment. Figures in italics indicate the base number of FP17s or Patient Questionnaire responses are less than 100. N/A is shown where the base number of responses is less than 10 during the period. % is calculated as Quantity/Base number*100

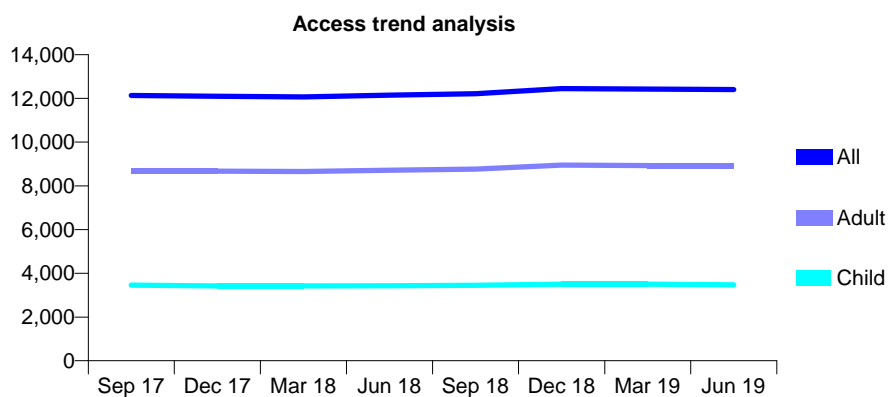
Q69 - Vital Signs At a Glance Contract Report for 115622/0001 - June 2019

Name or company name	Greytown Dental Practice
Contract type name	GDS Contract
Purpose of contract	General
Contract start date	01/04/2006
Contract end date	

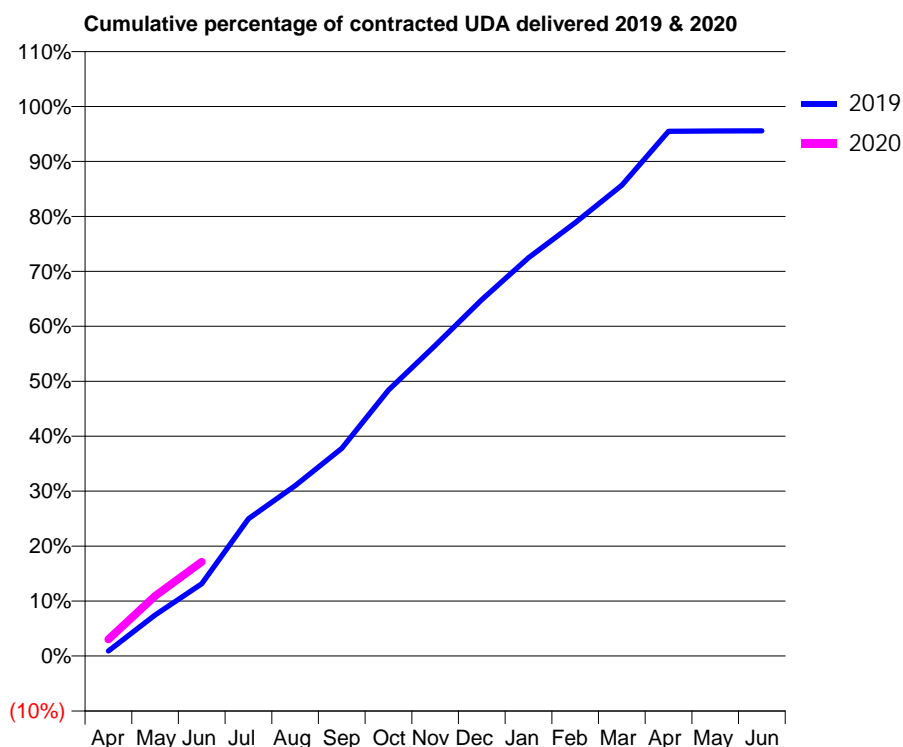
19/20 Contracted general activity (UDA)	35,605
Carry forward general activity (UDA)	0
19/20 Contracted orthodontic activity (UOA)	0
Carry forward orthodontic activity (UOA)	0
Baseline contract value	£886,526.31

ACCESS*

Patients seen in 24 months	Total	Change since previous quarter
Quarter ending June 2018	12,147	
Quarter ending September 2018	12,214	→
Quarter ending December 2018	12,449	→
Quarter ending March 2019	12,431	→
Quarter ending June 2019	12,405	→
Variance since June 2018	2.1%	↑



ACTIVITY



Month	Adjusted Scheduled Activity (UDA)	
	2019	2020
April	320	1,088
May	2,660	3,889
June	4,678	6,108
July	8,892	
August	11,036	
September	13,457	
October	17,224	
November	20,117	
December	23,087	
January	25,801	
February	28,073	
March	30,497	
April	33,999	
May	34,012	
June	34,020	

QUALITY

	Quantity	Base Number	Contract	AT	Region	England
% of FP17s for the same patient ID Re-attending within 3 months - Children	119	1,745	6.8%	10.7%	10.6%	11.4%
% of FP17s for the same patient ID Re-attending within 3 months - Adults	393	3,659	10.7%	14.5%	15.2%	15.4%
% of FP17s for the same patient ID Re-attending between 3 & 9 months - Children	1,256	1,745	72.0%	59.2%	62.3%	59.8%
% of FP17s for the same patient ID Re-attending between 3 & 9 months - Adults	2,137	3,659	58.4%	49.9%	53.3%	52.1%
% of FP17s for Band 1 Urgent Courses	279	3,577	7.8%	10.1%	9.7%	9.2%
% of FP17s Relating to Free Repair or Replacements	21	3,577	0.6%	0.6%	0.6%	0.7%
% of FP17s Relating to Continuations	9	3,577	0.3%	0.5%	0.8%	0.8%
% of Patients satisfied with the dentistry they have received	7	8	N/A	92.6%	93.4%	93.4%
% of Patients satisfied with the time they had to wait for an appointment	7	8	N/A	85.1%	86.8%	87.6%

* This is based on patients treated on this contract for their most recent course of treatment. Figures in italics indicate the base number of FP17s or Patient Questionnaire responses are less than 100. N/A is shown where the base number of responses is less than 10 during the period. % is calculated as Quantity/Base number*100

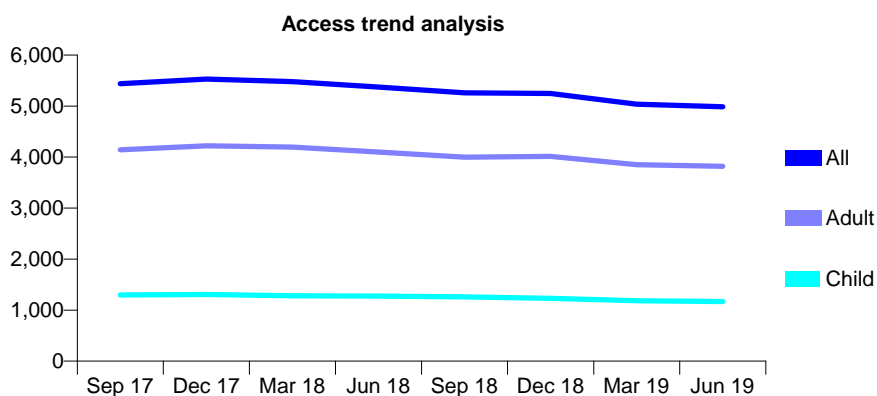
Q69 - Vital Signs At a Glance Contract Report for 116955/0001 - June 2019

Name or company name	The Morgan Clinic - Henley
Contract type name	GDS Contract
Purpose of contract	General
Contract start date	01/11/2015
Contract end date	

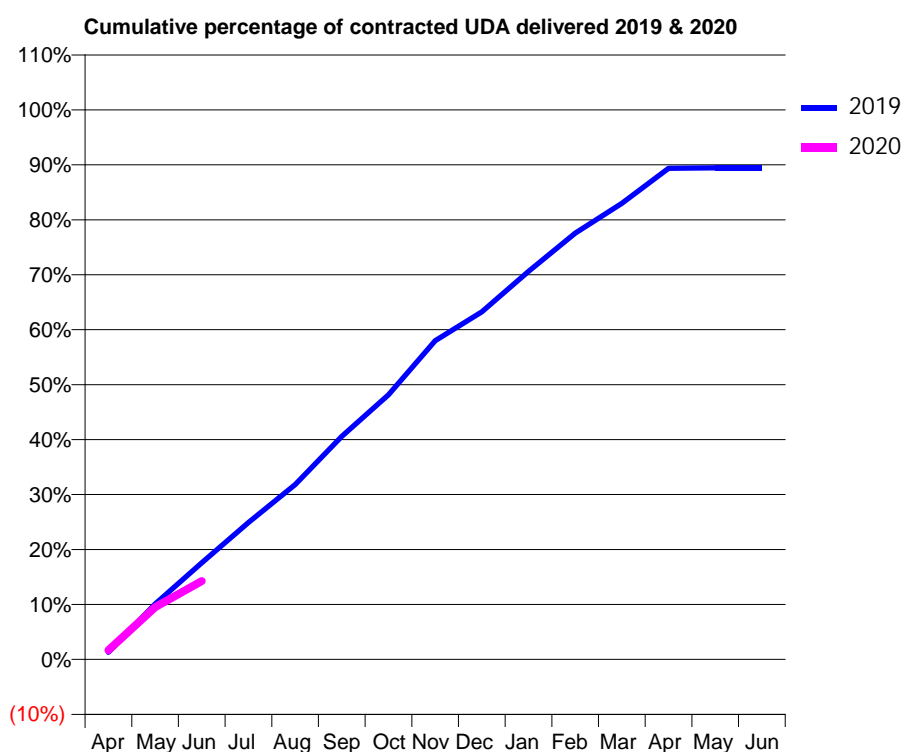
19/20 Contracted general activity (UDA)	19,364
Carry forward general activity (UDA)	0
19/20 Contracted orthodontic activity (UOA)	0
Carry forward orthodontic activity (UOA)	0
Baseline contract value	£553,820.75

ACCESS*

Patients seen in 24 months	Total	Change since previous quarter
Quarter ending June 2018	5,372	
Quarter ending September 2018	5,258	↓
Quarter ending December 2018	5,245	→
Quarter ending March 2019	5,036	↓
Quarter ending June 2019	4,988	→
Variance since June 2018	(7.1%)	↓



ACTIVITY



Month	2019	2020
April	270	325
May	2,109	1,845
June	3,666	2,761
July	5,197	
August	6,640	
September	8,468	
October	10,049	
November	12,098	
December	13,195	
January	14,732	
February	16,183	
March	17,312	
April	18,645	
May	18,661	
June	18,661	

QUALITY

	Quantity	Base Number	Contract	AT	Region	England
% of FP17s for the same patient ID Re-attending within 3 months - Children	32	377	8.5%	10.7%	10.6%	11.4%
% of FP17s for the same patient ID Re-attending within 3 months - Adults	200	1,109	18.0%	14.5%	15.2%	15.4%
% of FP17s for the same patient ID Re-attending between 3 & 9 months - Children	204	377	54.1%	59.2%	62.3%	59.8%
% of FP17s for the same patient ID Re-attending between 3 & 9 months - Adults	537	1,109	48.4%	49.9%	53.3%	52.1%
% of FP17s for Band 1 Urgent Courses	145	1,124	12.9%	10.1%	9.7%	9.2%
% of FP17s Relating to Free Repair or Replacements	7	1,124	0.6%	0.6%	0.6%	0.7%
% of FP17s Relating to Continuations	1	1,124	0.1%	0.5%	0.8%	0.8%
% of Patients satisfied with the dentistry they have received	4	4	N/A	92.6%	93.4%	93.4%
% of Patients satisfied with the time they had to wait for an appointment	3	4	N/A	85.1%	86.8%	87.6%

* This is based on patients treated on this contract for their most recent course of treatment. Figures in italics indicate the base number of FP17s or Patient Questionnaire responses are less than 100. N/A is shown where the base number of responses is less than 10 during the period. % is calculated as Quantity/Base number*100

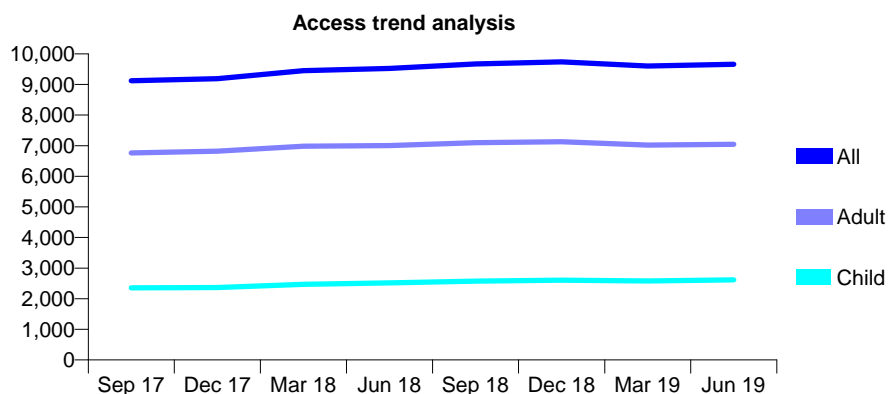
Q69 - Vital Signs At a Glance Contract Report for 117625/0001 - June 2019

Name or company name	The Morgan Clinic - Maidenhead
Contract type name	GDS Contract
Purpose of contract	General
Contract start date	01/11/2015
Contract end date	

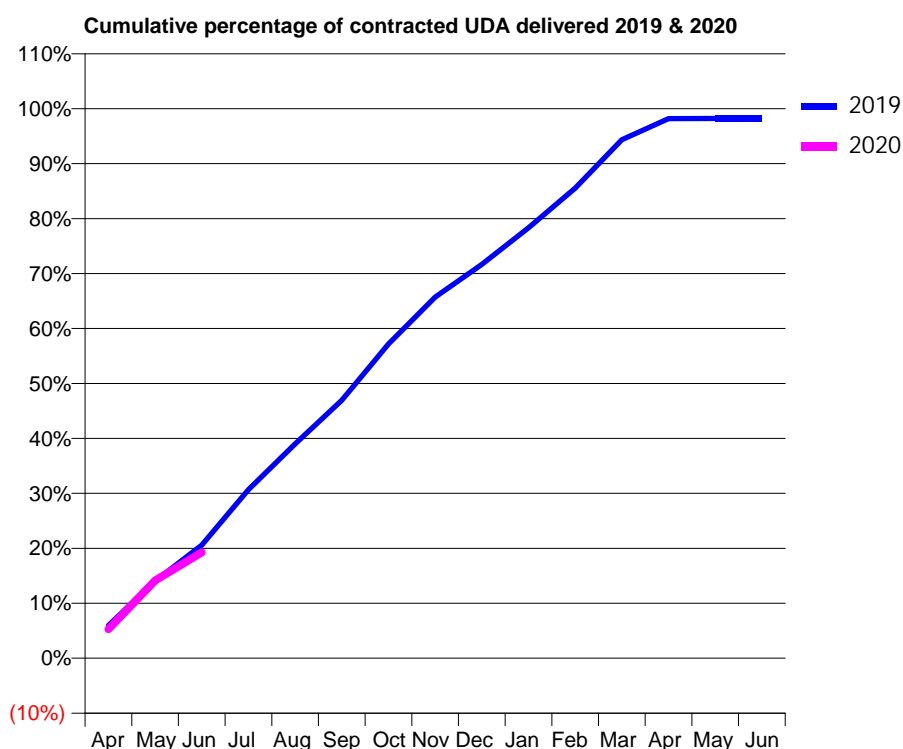
19/20 Contracted general activity (UDA)	24,408
Carry forward general activity (UDA)	0
19/20 Contracted orthodontic activity (UOA)	0
Carry forward orthodontic activity (UOA)	0
Baseline contract value	£696,600.39

ACCESS*

Patients seen in 24 months	Total	Change since previous quarter
Quarter ending June 2018	9,522	
Quarter ending September 2018	9,673	→
Quarter ending December 2018	9,739	→
Quarter ending March 2019	9,602	↓
Quarter ending June 2019	9,661	→
Variance since June 2018	1.5%	→



ACTIVITY



Month	2019	2020
April	1,529	1,291
May	3,603	3,449
June	5,280	4,702
July	7,865	
August	10,000	
September	12,028	
October	14,658	
November	16,838	
December	18,362	
January	20,070	
February	21,923	
March	24,177	
April	25,165	
May	25,170	
June	25,172	

QUALITY

	Quantity	Base Number	Contract	AT	Region	England
% of FP17s for the same patient ID Re-attending within 3 months - Children	49	897	5.5%	10.7%	10.6%	11.4%
% of FP17s for the same patient ID Re-attending within 3 months - Adults	290	2,025	14.3%	14.5%	15.2%	15.4%
% of FP17s for the same patient ID Re-attending between 3 & 9 months - Children	566	897	63.1%	59.2%	62.3%	59.8%
% of FP17s for the same patient ID Re-attending between 3 & 9 months - Adults	1,039	2,025	51.3%	49.9%	53.3%	52.1%
% of FP17s for Band 1 Urgent Courses	310	2,503	12.4%	10.1%	9.7%	9.2%
% of FP17s Relating to Free Repair or Replacements	20	2,503	0.8%	0.6%	0.6%	0.7%
% of FP17s Relating to Continuations	6	2,503	0.2%	0.5%	0.8%	0.8%
% of Patients satisfied with the dentistry they have received	3	3	N/A	92.6%	93.4%	93.4%
% of Patients satisfied with the time they had to wait for an appointment	3	3	N/A	85.1%	86.8%	87.6%

* This is based on patients treated on this contract for their most recent course of treatment.

Figures in italics indicate the base number of FP17s or Patient Questionnaire responses are less than 100. N/A is shown where the base number of responses is less than 10 during the period. % is calculated as Quantity/Base number*100

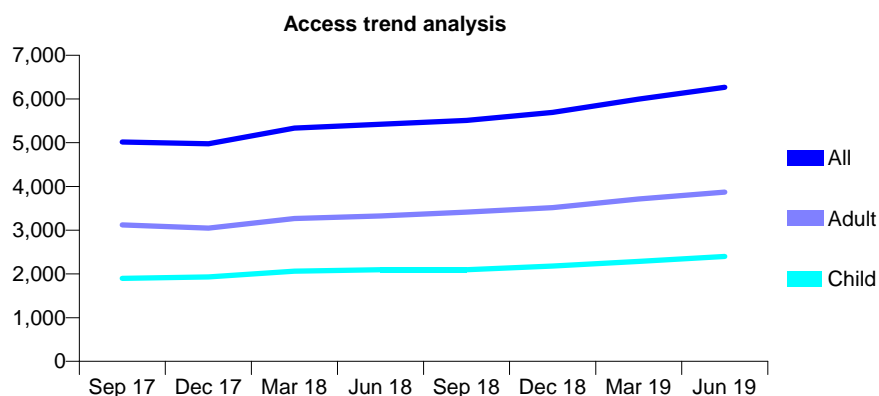
Q69 - Vital Signs At a Glance Contract Report for 118710/0001 - June 2019

Name or company name	Smile Care Cippenham Ltd
Contract type name	GDS Contract
Purpose of contract	General
Contract start date	01/07/2013
Contract end date	

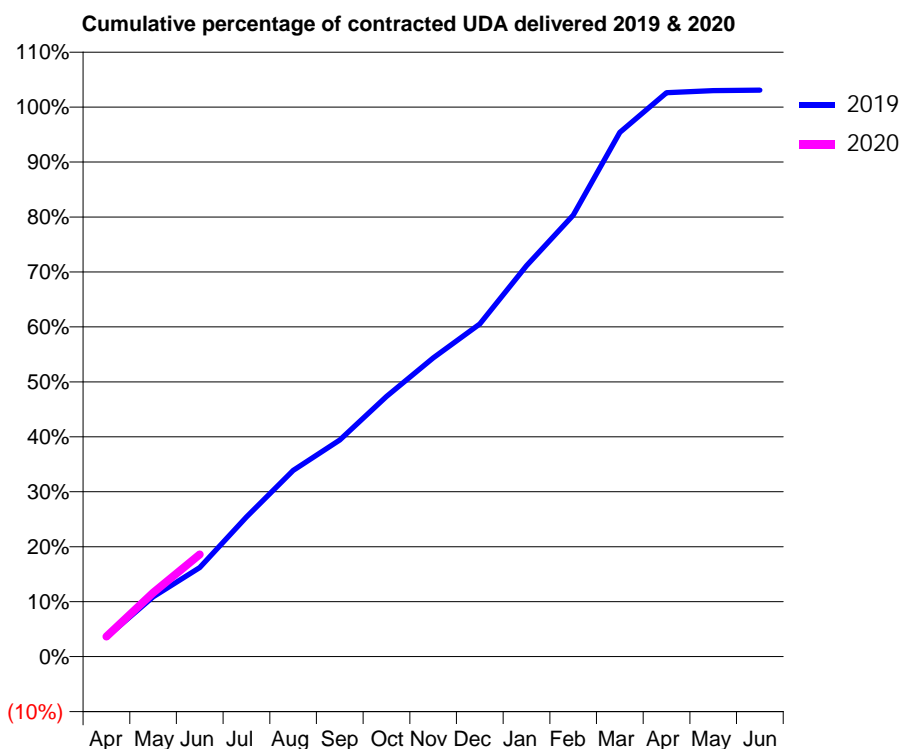
19/20 Contracted general activity (UDA)	9,893
Carry forward general activity (UDA)	0
19/20 Contracted orthodontic activity (UOA)	0
Carry forward orthodontic activity (UOA)	0
Baseline contract value	£256,148.81

ACCESS*

Patients seen in 24 months	Total	Change since previous quarter
Quarter ending June 2018	5,422	
Quarter ending September 2018	5,511	→
Quarter ending December 2018	5,693	↑
Quarter ending March 2019	5,998	↑
Quarter ending June 2019	6,268	↑
Variance since June 2018	15.6%	↑



ACTIVITY



Month	Adjusted Scheduled Activity (UDA)	
	2019	2020
April	369	360
May	1,131	1,151
June	1,684	1,841
July	2,640	
August	3,521	
September	4,095	
October	4,918	
November	5,644	
December	6,288	
January	7,389	
February	8,346	
March	9,908	
April	10,660	
May	10,698	
June	10,706	

QUALITY

	Quantity	Base Number	Contract	AT	Region	England
% of FP17s for the same patient ID Re-attending within 3 months - Children	85	887	9.6%	10.7%	10.6%	11.4%
% of FP17s for the same patient ID Re-attending within 3 months - Adults	178	1,113	16.0%	14.5%	15.2%	15.4%
% of FP17s for the same patient ID Re-attending between 3 & 9 months - Children	367	887	41.4%	59.2%	62.3%	59.8%
% of FP17s for the same patient ID Re-attending between 3 & 9 months - Adults	373	1,113	33.5%	49.9%	53.3%	52.1%
% of FP17s for Band 1 Urgent Courses	163	955	17.1%	10.1%	9.7%	9.2%
% of FP17s Relating to Free Repair or Replacements	7	955	0.7%	0.6%	0.6%	0.7%
% of FP17s Relating to Continuations	2	955	0.2%	0.5%	0.8%	0.8%
% of Patients satisfied with the dentistry they have received	2	2	N/A	92.6%	93.4%	93.4%
% of Patients satisfied with the time they had to wait for an appointment	2	2	N/A	85.1%	86.8%	87.6%

* This is based on patients treated on this contract for their most recent course of treatment. Figures in italics indicate the base number of FP17s or Patient Questionnaire responses are less than 100. N/A is shown where the base number of responses is less than 10 during the period. % is calculated as Quantity/Base number*100

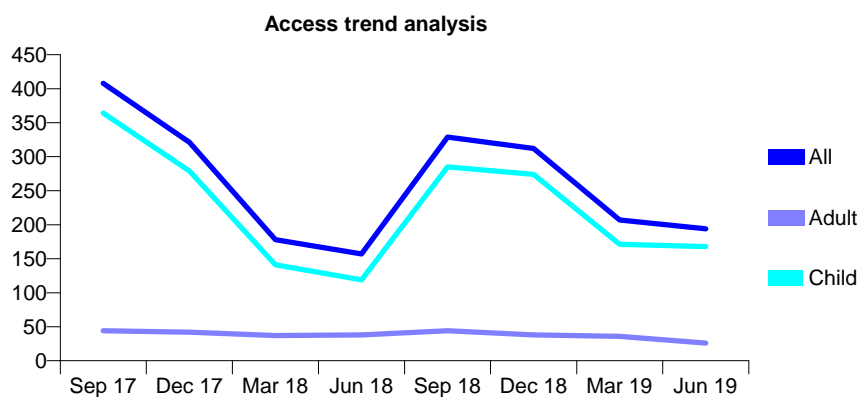
Q69 - Vital Signs At a Glance Contract Report for 122297/0001 - June 2019

Name or company name	Makhani and Makhani
Contract type name	GDS Contract
Purpose of contract	General
Contract start date	01/04/2015
Contract end date	

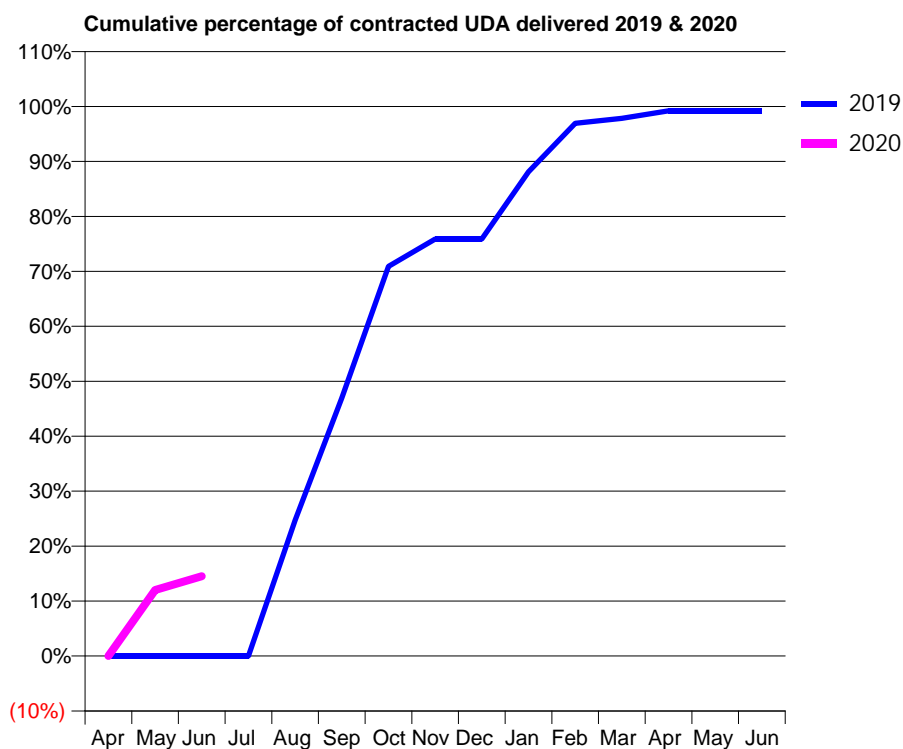
19/20 Contracted general activity (UDA)	442
Carry forward general activity (UDA)	0
19/20 Contracted orthodontic activity (UOA)	0
Carry forward orthodontic activity (UOA)	0
Baseline contract value	£9,450.00

ACCESS*

Patients seen in 24 months	Total	Change since previous quarter
Quarter ending June 2018	157	
Quarter ending September 2018	329	↑
Quarter ending December 2018	312	↓
Quarter ending March 2019	207	↓
Quarter ending June 2019	194	↓
Variance since June 2018	23.6%	↑



ACTIVITY



Month	Adjusted Scheduled Activity (UDA)	
	2019	2020
April	0	0
May	0	53
June	0	64
July	0	
August	109	
September	207	
October	313	
November	335	
December	335	
January	389	
February	428	
March	432	
April	438	
May	438	
June	438	

QUALITY

	Quantity	Base Number	Contract	AT	Region	England
% of FP17s for the same patient ID Re-attending within 3 months - Children	0	54	0.0%	10.7%	10.6%	11.4%
% of FP17s for the same patient ID Re-attending within 3 months - Adults	0	4	0.0%	14.5%	15.2%	15.4%
% of FP17s for the same patient ID Re-attending between 3 & 9 months - Children	7	54	13.0%	59.2%	62.3%	59.8%
% of FP17s for the same patient ID Re-attending between 3 & 9 months - Adults	0	4	0.0%	49.9%	53.3%	52.1%
% of FP17s for Band 1 Urgent Courses	1	56	1.8%	10.1%	9.7%	9.2%
% of FP17s Relating to Free Repair or Replacements	0	56	0.0%	0.6%	0.6%	0.7%
% of FP17s Relating to Continuations	0	56	0.0%	0.5%	0.8%	0.8%
% of Patients satisfied with the dentistry they have received	0	0	N/A	92.6%	93.4%	93.4%
% of Patients satisfied with the time they had to wait for an appointment	0	0	N/A	85.1%	86.8%	87.6%

* This is based on patients treated on this contract for their most recent course of treatment. Figures in italics indicate the base number of FP17s or Patient Questionnaire responses are less than 100. N/A is shown where the base number of responses is less than 10 during the period. % is calculated as Quantity/Base number*100

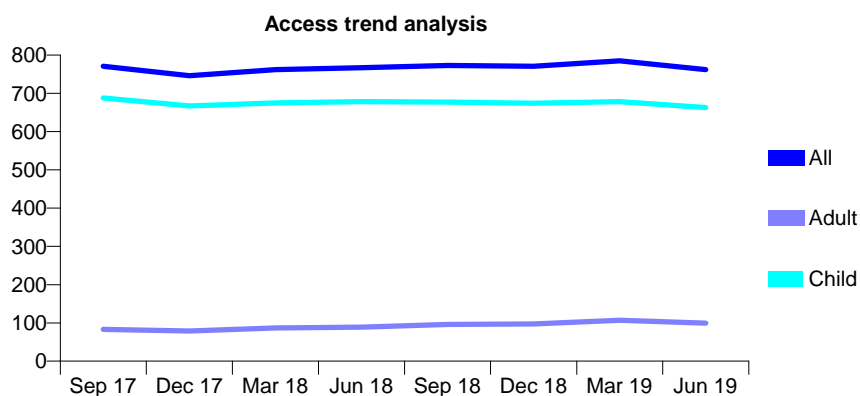
Q69 - Vital Signs At a Glance Contract Report for 122645/0001 - June 2019

Name or company name	THEALE SURGERY LIMITED
Contract type name	GDS Contract
Purpose of contract	General
Contract start date	01/12/2010
Contract end date	

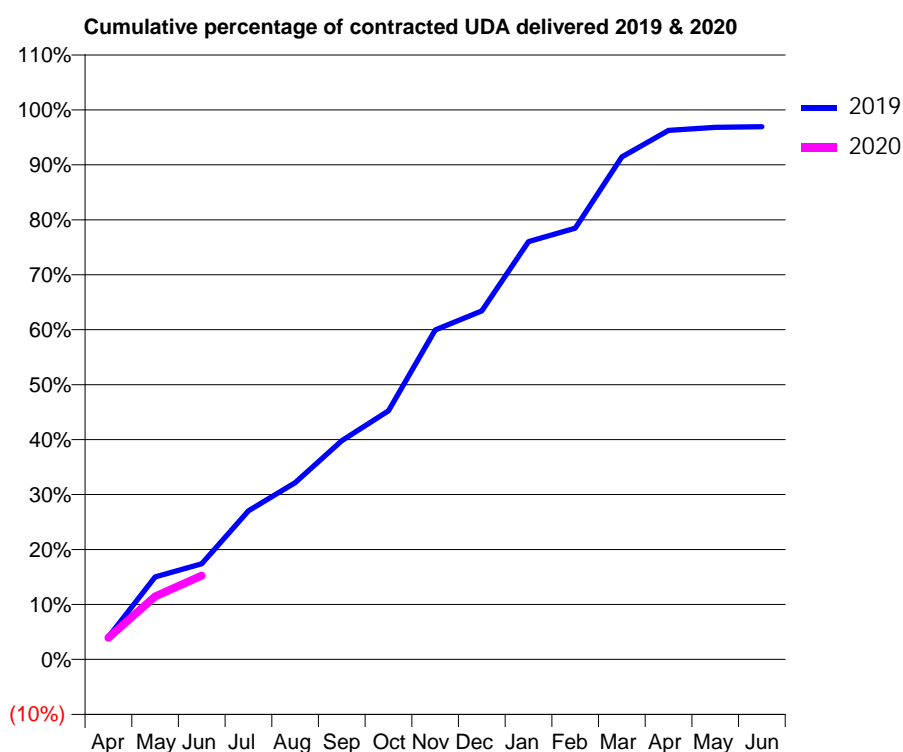
19/20 Contracted general activity (UDA)	2,000
Carry forward general activity (UDA)	0
19/20 Contracted orthodontic activity (UOA)	0
Carry forward orthodontic activity (UOA)	0
Baseline contract value	£43,760.50

ACCESS*

Patients seen in 24 months	Total	Change since previous quarter
Quarter ending June 2018	767	
Quarter ending September 2018	773	→
Quarter ending December 2018	771	→
Quarter ending March 2019	785	→
Quarter ending June 2019	762	↓
Variance since June 2018	(0.7%)	→



ACTIVITY



Month	2019	2020
April	82	79
May	300	229
June	348	305
July	541	
August	643	
September	796	
October	905	
November	1,199	
December	1,268	
January	1,520	
February	1,569	
March	1,829	
April	1,925	
May	1,936	
June	1,939	

QUALITY

	Quantity	Base Number	Contract	AT	Region	England
% of FP17s for the same patient ID Re-attending within 3 months - Children	21	231	9.1%	10.7%	10.6%	11.4%
% of FP17s for the same patient ID Re-attending within 3 months - Adults	6	15	40.0%	14.5%	15.2%	15.4%
% of FP17s for the same patient ID Re-attending between 3 & 9 months - Children	149	231	64.5%	59.2%	62.3%	59.8%
% of FP17s for the same patient ID Re-attending between 3 & 9 months - Adults	7	15	46.7%	49.9%	53.3%	52.1%
% of FP17s for Band 1 Urgent Courses	5	188	2.7%	10.1%	9.7%	9.2%
% of FP17s Relating to Free Repair or Replacements	0	188	0.0%	0.6%	0.6%	0.7%
% of FP17s Relating to Continuations	0	188	0.0%	0.5%	0.8%	0.8%
% of Patients satisfied with the dentistry they have received	1	1	N/A	92.6%	93.4%	93.4%
% of Patients satisfied with the time they had to wait for an appointment	1	1	N/A	85.1%	86.8%	87.6%

* This is based on patients treated on this contract for their most recent course of treatment. Figures in italics indicate the base number of FP17s or Patient Questionnaire responses are less than 100. N/A is shown where the base number of responses is less than 10 during the period. % is calculated as Quantity/Base number*100

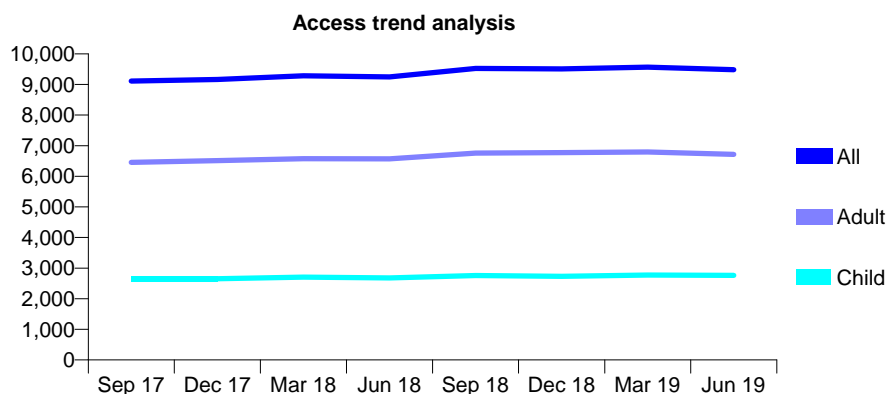
Q69 - Vital Signs At a Glance Contract Report for 122866/0001 - June 2019

Name or company name	Puresmile Reading Limited
Contract type name	GDS Contract
Purpose of contract	General
Contract start date	01/04/2012
Contract end date	

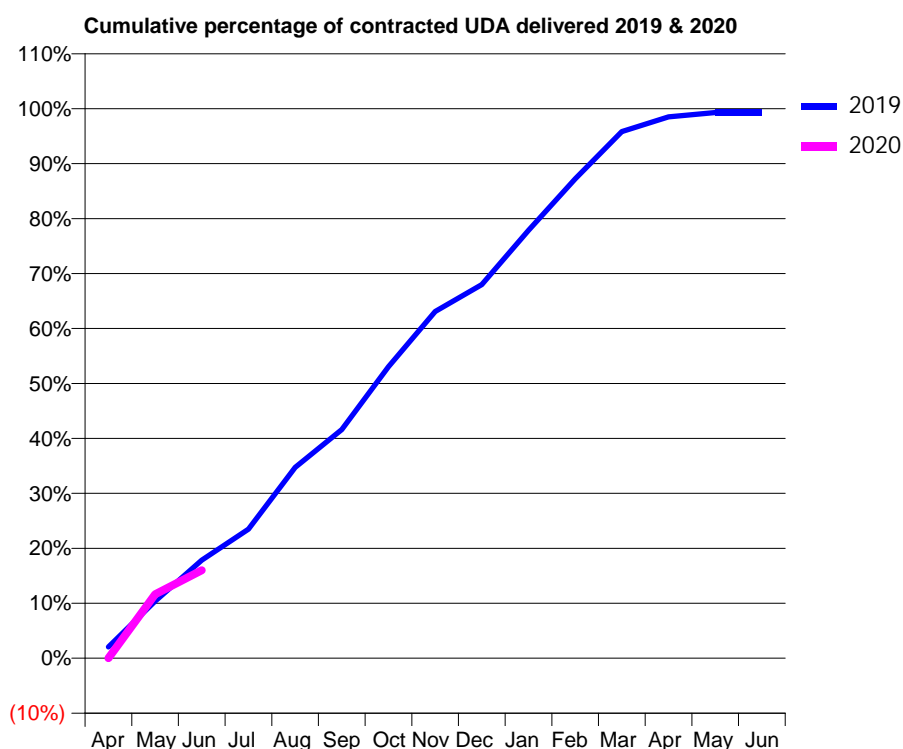
19/20 Contracted general activity (UDA)	29,025
Carry forward general activity (UDA)	0
19/20 Contracted orthodontic activity (UOA)	0
Carry forward orthodontic activity (UOA)	0
Baseline contract value	£745,302.77

ACCESS*

Patients seen in 24 months	Total	Change since previous quarter
Quarter ending June 2018	9,247	
Quarter ending September 2018	9,523	↑
Quarter ending December 2018	9,510	→
Quarter ending March 2019	9,568	→
Quarter ending June 2019	9,483	→
Variance since June 2018	2.6%	↑



ACTIVITY



Month	2019	2020
April	625	0
May	3,159	3,380
June	5,443	4,645
July	7,164	
August	10,584	
September	12,678	
October	16,171	
November	19,230	
December	20,715	
January	23,727	
February	26,580	
March	29,202	
April	30,024	
May	30,262	
June	30,262	

QUALITY

	Quantity	Base Number	Contract	AT	Region	England
% of FP17s for the same patient ID Re-attending within 3 months - Children	69	747	9.2%	10.7%	10.6%	11.4%
% of FP17s for the same patient ID Re-attending within 3 months - Adults	149	1,317	11.3%	14.5%	15.2%	15.4%
% of FP17s for the same patient ID Re-attending between 3 & 9 months - Children	383	747	51.3%	59.2%	62.3%	59.8%
% of FP17s for the same patient ID Re-attending between 3 & 9 months - Adults	538	1,317	40.9%	49.9%	53.3%	52.1%
% of FP17s for Band 1 Urgent Courses	84	1,717	4.9%	10.1%	9.7%	9.2%
% of FP17s Relating to Free Repair or Replacements	24	1,717	1.4%	0.6%	0.6%	0.7%
% of FP17s Relating to Continuations	11	1,717	0.6%	0.5%	0.8%	0.8%
% of Patients satisfied with the dentistry they have received	2	4	N/A	92.6%	93.4%	93.4%
% of Patients satisfied with the time they had to wait for an appointment	2	4	N/A	85.1%	86.8%	87.6%

* This is based on patients treated on this contract for their most recent course of treatment.

Figures in italics indicate the base number of FP17s or Patient Questionnaire responses are less than 100. N/A is shown where the base number of responses is less than 10 during the period. % is calculated as Quantity/Base number*100

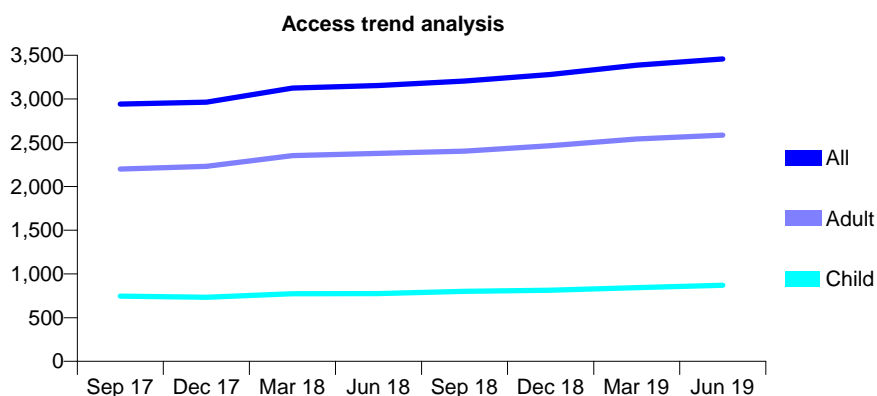
Q69 - Vital Signs At a Glance Contract Report for 127051/0001 - June 2019

Name or company name	Sensura (UK) Limited
Contract type name	GDS Contract
Purpose of contract	General
Contract start date	01/04/2012
Contract end date	

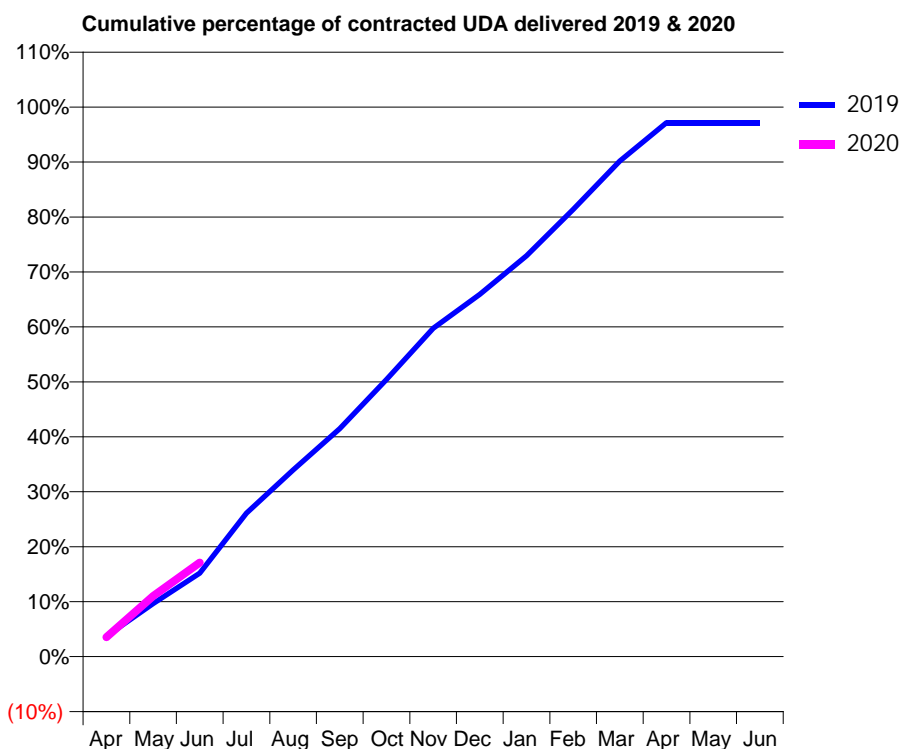
19/20 Contracted general activity (UDA)	11,300
Carry forward general activity (UDA)	0
19/20 Contracted orthodontic activity (UOA)	0
Carry forward orthodontic activity (UOA)	0
Baseline contract value	£300,577.57

ACCESS*

Patients seen in 24 months	Total	Change since previous quarter
Quarter ending June 2018	3,154	
Quarter ending September 2018	3,205	→
Quarter ending December 2018	3,279	↑
Quarter ending March 2019	3,386	↑
Quarter ending June 2019	3,458	↑
Variance since June 2018	9.6%	↑



ACTIVITY



Month	Adjusted Scheduled Activity (UDA)	
	2019	2020
April	421	401
May	1,090	1,246
June	1,717	1,936
July	2,952	
August	3,838	
September	4,686	
October	5,697	
November	6,750	
December	7,448	
January	8,241	
February	9,197	
March	10,192	
April	10,978	
May	10,978	
June	10,980	

QUALITY

	Quantity	Base Number	Contract	AT	Region	England
% of FP17s for the same patient ID Re-attending within 3 months - Children	29	346	8.4%	10.7%	10.6%	11.4%
% of FP17s for the same patient ID Re-attending within 3 months - Adults	80	715	11.2%	14.5%	15.2%	15.4%
% of FP17s for the same patient ID Re-attending between 3 & 9 months - Children	190	346	54.9%	59.2%	62.3%	59.8%
% of FP17s for the same patient ID Re-attending between 3 & 9 months - Adults	317	715	44.3%	49.9%	53.3%	52.1%
% of FP17s for Band 1 Urgent Courses	63	837	7.5%	10.1%	9.7%	9.2%
% of FP17s Relating to Free Repair or Replacements	2	837	0.2%	0.6%	0.6%	0.7%
% of FP17s Relating to Continuations	3	837	0.4%	0.5%	0.8%	0.8%
% of Patients satisfied with the dentistry they have received	1	1	N/A	92.6%	93.4%	93.4%
% of Patients satisfied with the time they had to wait for an appointment	0	1	N/A	85.1%	86.8%	87.6%

* This is based on patients treated on this contract for their most recent course of treatment. Figures in italics indicate the base number of FP17s or Patient Questionnaire responses are less than 100. N/A is shown where the base number of responses is less than 10 during the period. % is calculated as Quantity/Base number*100

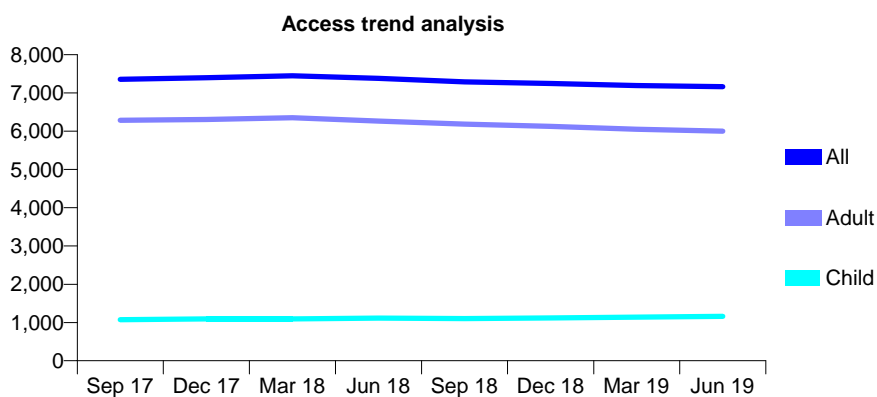
Q69 - Vital Signs At a Glance Contract Report for 127558/0001 - June 2019

Name or company name	Friar Street Dental Surgery
Contract type name	GDS Contract
Purpose of contract	General
Contract start date	01/04/2013
Contract end date	

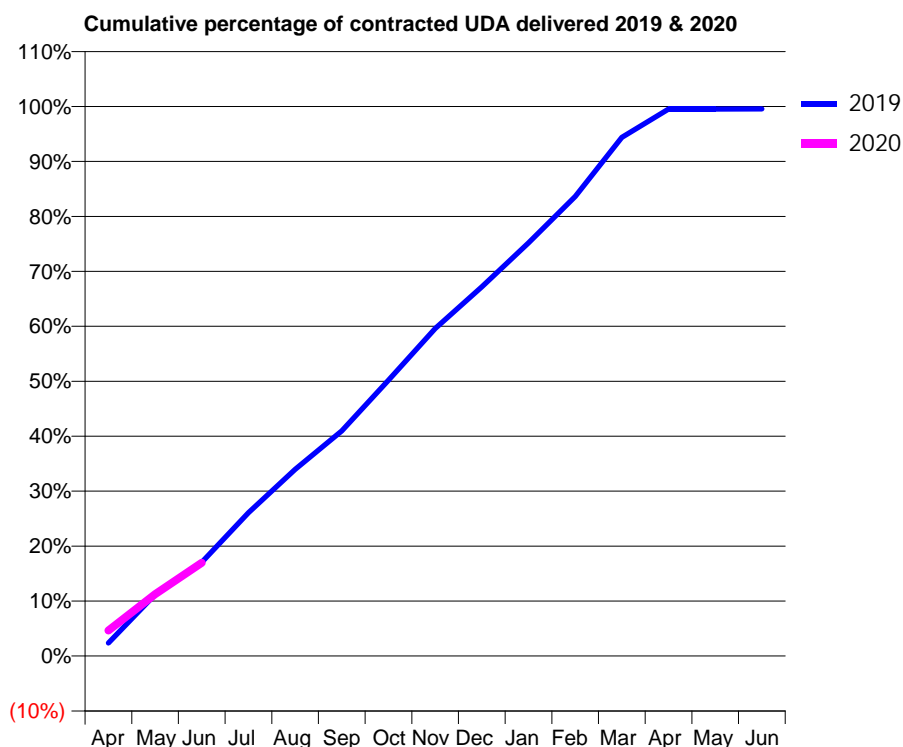
19/20 Contracted general activity (UDA)	22,041
Carry forward general activity (UDA)	0
19/20 Contracted orthodontic activity (UOA)	0
Carry forward orthodontic activity (UOA)	0
Baseline contract value	£502,951.08

ACCESS*

Patients seen in 24 months	Total	Change since previous quarter
Quarter ending June 2018	7,381	
Quarter ending September 2018	7,290	↓
Quarter ending December 2018	7,245	→
Quarter ending March 2019	7,192	→
Quarter ending June 2019	7,164	→
Variance since June 2018	(2.9%)	↓



ACTIVITY



Month	Adjusted Scheduled Activity (UDA)	
	2019	2020
April	525	1,022
May	2,466	2,487
June	3,757	3,740
July	5,746	
August	7,490	
September	9,032	
October	11,064	
November	13,138	
December	14,803	
January	16,569	
February	18,430	
March	20,797	
April	21,935	
May	21,935	
June	21,941	

QUALITY

	Quantity	Base Number	Contract	AT	Region	England
% of FP17s for the same patient ID Re-attending within 3 months - Children	26	386	6.7%	10.7%	10.6%	11.4%
% of FP17s for the same patient ID Re-attending within 3 months - Adults	173	1,750	9.9%	14.5%	15.2%	15.4%
% of FP17s for the same patient ID Re-attending between 3 & 9 months - Children	228	386	59.1%	59.2%	62.3%	59.8%
% of FP17s for the same patient ID Re-attending between 3 & 9 months - Adults	1,028	1,750	58.7%	49.9%	53.3%	52.1%
% of FP17s for Band 1 Urgent Courses	323	1,812	17.8%	10.1%	9.7%	9.2%
% of FP17s Relating to Free Repair or Replacements	13	1,812	0.7%	0.6%	0.6%	0.7%
% of FP17s Relating to Continuations	2	1,812	0.1%	0.5%	0.8%	0.8%
% of Patients satisfied with the dentistry they have received	2	2	N/A	92.6%	93.4%	93.4%
% of Patients satisfied with the time they had to wait for an appointment	2	2	N/A	85.1%	86.8%	87.6%

* This is based on patients treated on this contract for their most recent course of treatment. Figures in italics indicate the base number of FP17s or Patient Questionnaire responses are less than 100. N/A is shown where the base number of responses is less than 10 during the period. % is calculated as Quantity/Base number*100

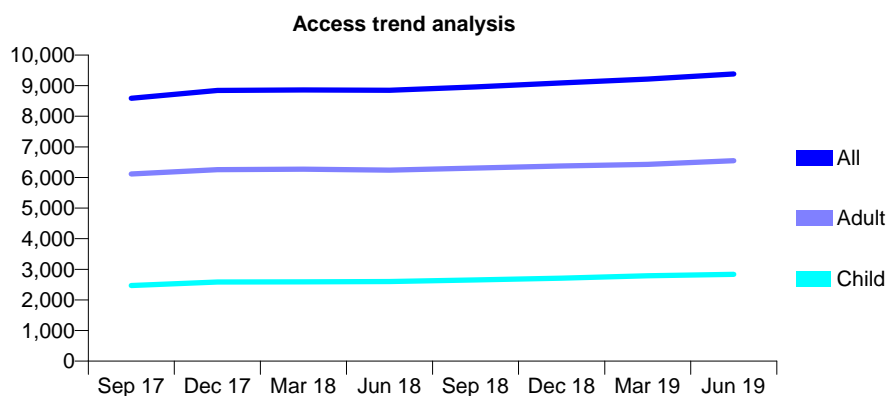
Q69 - Vital Signs At a Glance Contract Report for 128163/0004 - June 2019

Name or company name	Aspire Dental Care Limited
Contract type name	PDS Plus Contract
Purpose of contract	General
Contract start date	10/12/2012
Contract end date	31/08/2020

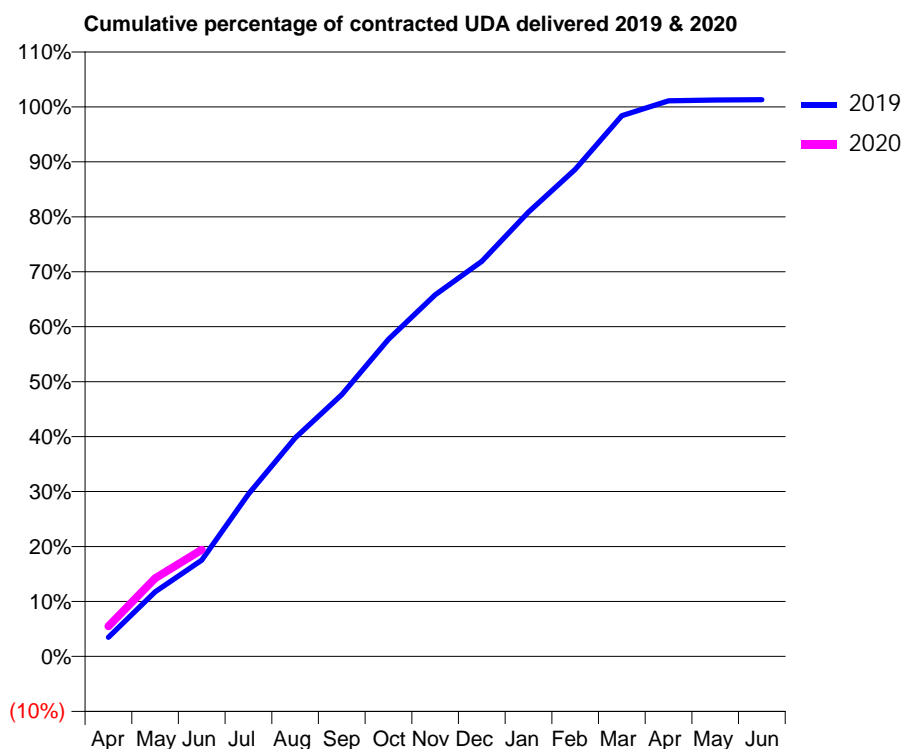
19/20 Contracted general activity (UDA)	24,000
Carry forward general activity (UDA)	0
19/20 Contracted orthodontic activity (UOA)	0
Carry forward orthodontic activity (UOA)	0
Baseline contract value	£339,693.39

ACCESS*

Patients seen in 24 months	Total	Change since previous quarter
Quarter ending June 2018	8,848	
Quarter ending September 2018	8,959	→
Quarter ending December 2018	9,090	→
Quarter ending March 2019	9,220	→
Quarter ending June 2019	9,384	→
Variance since June 2018	6.1%	↑



ACTIVITY



Month	2019	2020
April	836	1,319
May	2,822	3,418
June	4,199	4,654
July	7,092	
August	9,546	
September	11,431	
October	13,848	
November	15,792	
December	17,254	
January	19,410	
February	21,271	
March	23,616	
April	24,261	
May	24,304	
June	24,311	

QUALITY

	Quantity	Base Number	Contract	AT	Region	England
% of FP17s for the same patient ID Re-attending within 3 months - Children	76	930	8.2%	10.7%	10.6%	11.4%
% of FP17s for the same patient ID Re-attending within 3 months - Adults	327	1,701	19.2%	14.5%	15.2%	15.4%
% of FP17s for the same patient ID Re-attending between 3 & 9 months - Children	477	930	51.3%	59.2%	62.3%	59.8%
% of FP17s for the same patient ID Re-attending between 3 & 9 months - Adults	689	1,701	40.5%	49.9%	53.3%	52.1%
% of FP17s for Band 1 Urgent Courses	434	2,290	19.0%	10.1%	9.7%	9.2%
% of FP17s Relating to Free Repair or Replacements	10	2,290	0.4%	0.6%	0.6%	0.7%
% of FP17s Relating to Continuations	11	2,290	0.5%	0.5%	0.8%	0.8%
% of Patients satisfied with the dentistry they have received	5	5	N/A	92.6%	93.4%	93.4%
% of Patients satisfied with the time they had to wait for an appointment	4	5	N/A	85.1%	86.8%	87.6%

* This is based on patients treated on this contract for their most recent course of treatment. Figures in italics indicate the base number of FP17s or Patient Questionnaire responses are less than 100. N/A is shown where the base number of responses is less than 10 during the period. % is calculated as Quantity/Base number*100

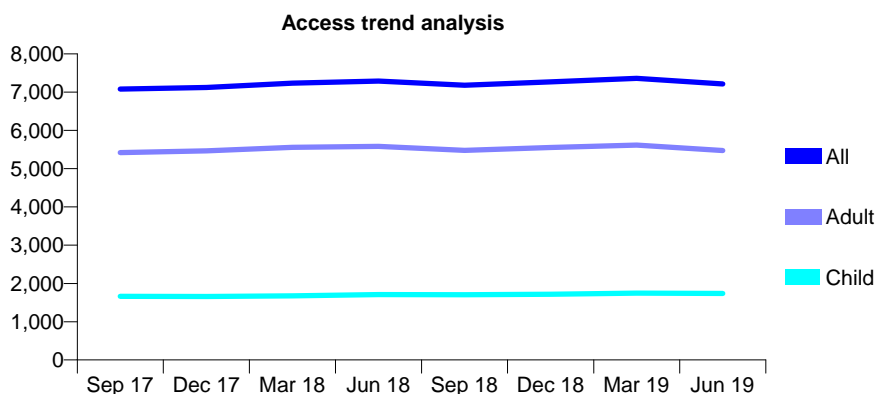
Q69 - Vital Signs At a Glance Contract Report for 128244/0001 - June 2019

Name or company name	The Dental Surgery Burnham Ltd
Contract type name	GDS Contract
Purpose of contract	General
Contract start date	01/04/2008
Contract end date	

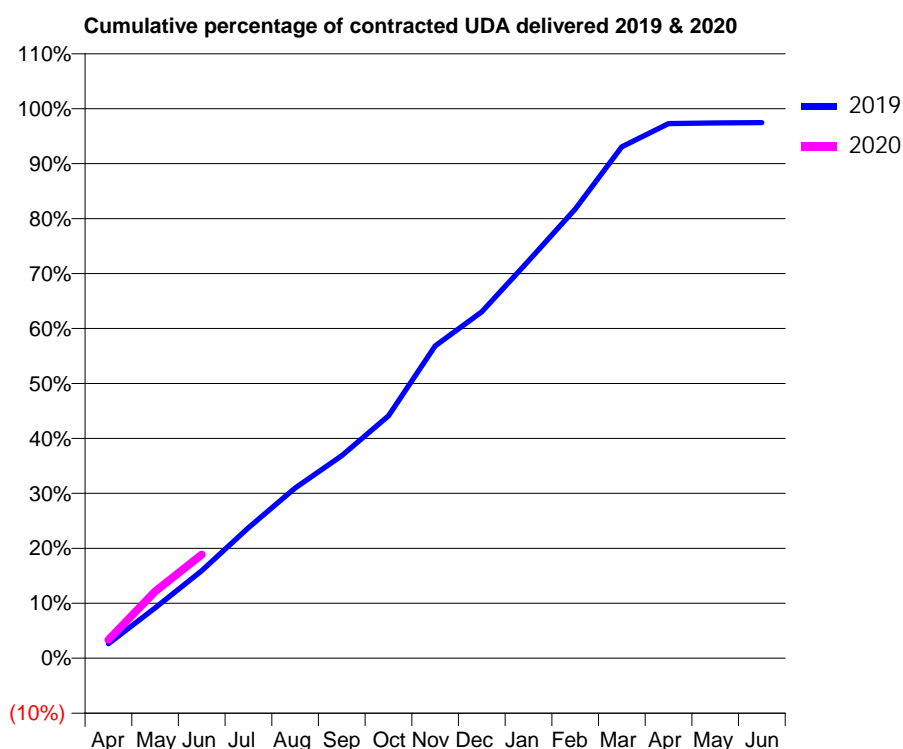
19/20 Contracted general activity (UDA)	18,494
Carry forward general activity (UDA)	0
19/20 Contracted orthodontic activity (UOA)	0
Carry forward orthodontic activity (UOA)	0
Baseline contract value	£456,997.64

ACCESS*

Patients seen in 24 months	Total	Change since previous quarter
Quarter ending June 2018	7,291	
Quarter ending September 2018	7,180	↓
Quarter ending December 2018	7,268	→
Quarter ending March 2019	7,362	→
Quarter ending June 2019	7,214	↓
Variance since June 2018	(1.1%)	↓



ACTIVITY



Month	2019	2020
April	513	617
May	1,780	2,249
June	3,088	3,491
July	4,609	
August	6,013	
September	7,157	
October	8,566	
November	11,033	
December	12,238	
January	14,041	
February	15,873	
March	18,068	
April	18,890	
May	18,911	
June	18,921	

QUALITY

	Quantity	Base Number	Contract	AT	Region	England
% of FP17s for the same patient ID Re-attending within 3 months - Children	35	624	5.6%	10.7%	10.6%	11.4%
% of FP17s for the same patient ID Re-attending within 3 months - Adults	276	1,603	17.2%	14.5%	15.2%	15.4%
% of FP17s for the same patient ID Re-attending between 3 & 9 months - Children	424	624	67.9%	59.2%	62.3%	59.8%
% of FP17s for the same patient ID Re-attending between 3 & 9 months - Adults	784	1,603	48.9%	49.9%	53.3%	52.1%
% of FP17s for Band 1 Urgent Courses	179	1,809	9.9%	10.1%	9.7%	9.2%
% of FP17s Relating to Free Repair or Replacements	26	1,809	1.4%	0.6%	0.6%	0.7%
% of FP17s Relating to Continuations	20	1,809	1.1%	0.5%	0.8%	0.8%
% of Patients satisfied with the dentistry they have received	6	6	N/A	92.6%	93.4%	93.4%
% of Patients satisfied with the time they had to wait for an appointment	6	6	N/A	85.1%	86.8%	87.6%

* This is based on patients treated on this contract for their most recent course of treatment.

Figures in italics indicate the base number of FP17s or Patient Questionnaire responses are less than 100. N/A is shown where the base number of responses is less than 10 during the period. % is calculated as Quantity/Base number*100

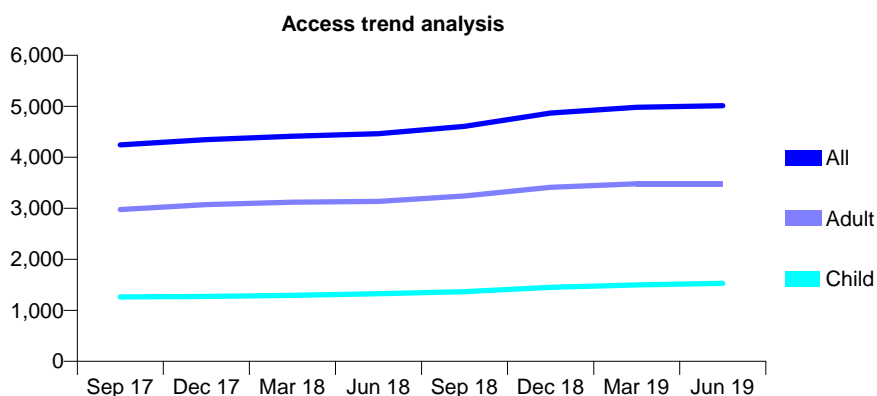
Q69 - Vital Signs At a Glance Contract Report for 129038/0001 - June 2019

Name or company name	Oxfordshire Therapy Limited
Contract type name	GDS Contract
Purpose of contract	General
Contract start date	01/04/2014
Contract end date	

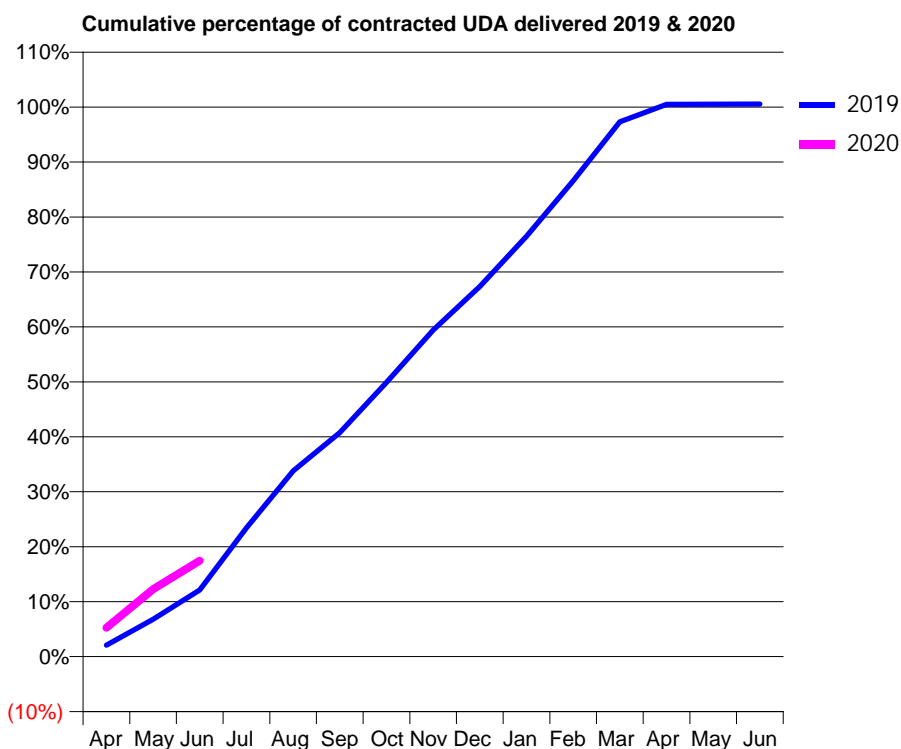
19/20 Contracted general activity (UDA)	12,500
Carry forward general activity (UDA)	0
19/20 Contracted orthodontic activity (UOA)	0
Carry forward orthodontic activity (UOA)	0
Baseline contract value	£311,411.73

ACCESS*

Patients seen in 24 months	Total	Change since previous quarter
Quarter ending June 2018	4,461	
Quarter ending September 2018	4,608	↑
Quarter ending December 2018	4,866	↑
Quarter ending March 2019	4,979	↑
Quarter ending June 2019	5,012	→
Variance since June 2018	12.4%	↑



ACTIVITY



Month	Adjusted Scheduled Activity (UDA)	
	2019	2020
April	260	657
May	850	1,535
June	1,519	2,183
July	2,930	
August	4,225	
September	5,094	
October	6,238	
November	7,427	
December	8,418	
January	9,564	
February	10,823	
March	12,166	
April	12,561	
May	12,565	
June	12,568	

QUALITY

	Quantity	Base Number	Contract	AT	Region	England
% of FP17s for the same patient ID Re-attending within 3 months - Children	54	537	10.1%	10.7%	10.6%	11.4%
% of FP17s for the same patient ID Re-attending within 3 months - Adults	173	1,019	17.0%	14.5%	15.2%	15.4%
% of FP17s for the same patient ID Re-attending between 3 & 9 months - Children	332	537	61.8%	59.2%	62.3%	59.8%
% of FP17s for the same patient ID Re-attending between 3 & 9 months - Adults	613	1,019	60.2%	49.9%	53.3%	52.1%
% of FP17s for Band 1 Urgent Courses	165	1,361	12.1%	10.1%	9.7%	9.2%
% of FP17s Relating to Free Repair or Replacements	3	1,361	0.2%	0.6%	0.6%	0.7%
% of FP17s Relating to Continuations	8	1,361	0.6%	0.5%	0.8%	0.8%
% of Patients satisfied with the dentistry they have received	2	2	N/A	92.6%	93.4%	93.4%
% of Patients satisfied with the time they had to wait for an appointment	1	2	N/A	85.1%	86.8%	87.6%

* This is based on patients treated on this contract for their most recent course of treatment. Figures in italics indicate the base number of FP17s or Patient Questionnaire responses are less than 100. N/A is shown where the base number of responses is less than 10 during the period. % is calculated as Quantity/Base number*100

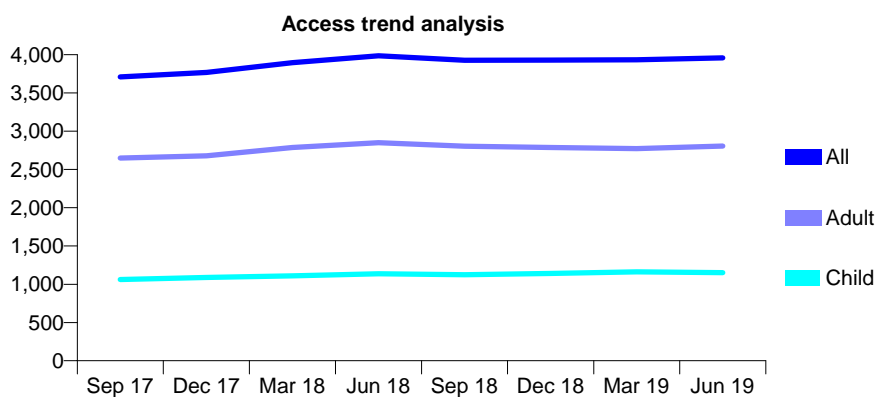
Q69 - Vital Signs At a Glance Contract Report for 129917/0001 - June 2019

Name or company name	Ash Tree House Dental
Contract type name	GDS Contract
Purpose of contract	General
Contract start date	21/08/2012
Contract end date	

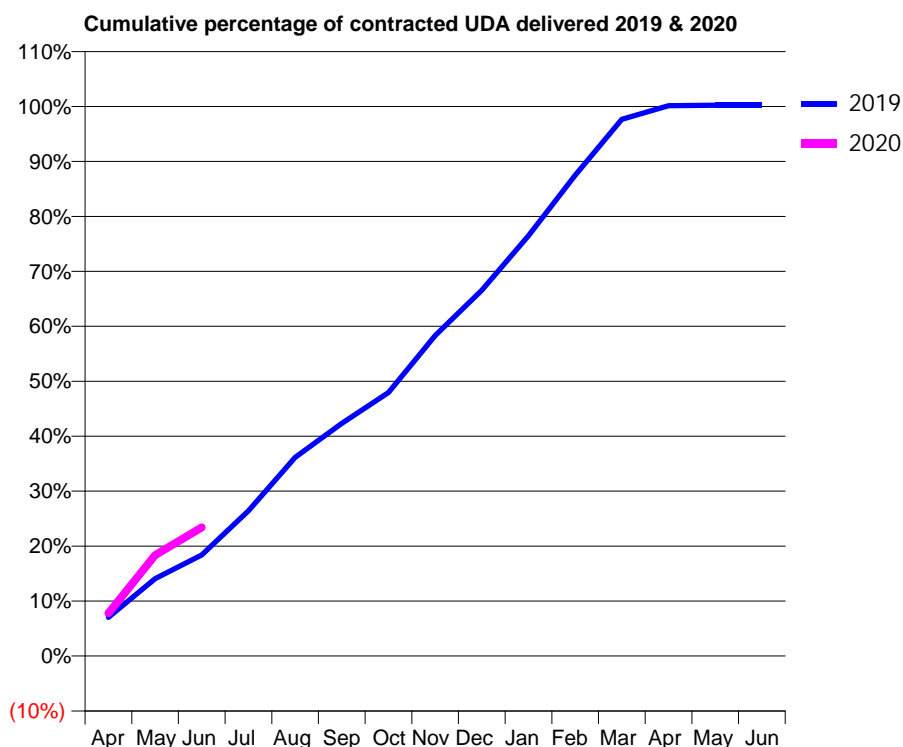
19/20 Contracted general activity (UDA)	5,800
Carry forward general activity (UDA)	0
19/20 Contracted orthodontic activity (UOA)	0
Carry forward orthodontic activity (UOA)	0
Baseline contract value	£130,724.43

ACCESS*

Patients seen in 24 months	Total	Change since previous quarter
Quarter ending June 2018	3,986	
Quarter ending September 2018	3,927	↓
Quarter ending December 2018	3,929	→
Quarter ending March 2019	3,933	→
Quarter ending June 2019	3,957	→
Variance since June 2018	(0.7%)	→



ACTIVITY



Month	Adjusted Scheduled Activity (UDA)	
	2019	2020
April	448	452
May	899	1,065
June	1,174	1,358
July	1,687	
August	2,307	
September	2,701	
October	3,061	
November	3,722	
December	4,247	
January	4,879	
February	5,582	
March	6,232	
April	6,389	
May	6,395	
June	6,395	

QUALITY

	Quantity	Base Number	Contract	AT	Region	England
% of FP17s for the same patient ID Re-attending within 3 months - Children	34	438	7.8%	10.7%	10.6%	11.4%
% of FP17s for the same patient ID Re-attending within 3 months - Adults	120	844	14.2%	14.5%	15.2%	15.4%
% of FP17s for the same patient ID Re-attending between 3 & 9 months - Children	278	438	63.5%	59.2%	62.3%	59.8%
% of FP17s for the same patient ID Re-attending between 3 & 9 months - Adults	376	844	44.5%	49.9%	53.3%	52.1%
% of FP17s for Band 1 Urgent Courses	96	864	11.1%	10.1%	9.7%	9.2%
% of FP17s Relating to Free Repair or Replacements	8	864	0.9%	0.6%	0.6%	0.7%
% of FP17s Relating to Continuations	6	864	0.7%	0.5%	0.8%	0.8%
% of Patients satisfied with the dentistry they have received	1	1	N/A	92.6%	93.4%	93.4%
% of Patients satisfied with the time they had to wait for an appointment	1	1	N/A	85.1%	86.8%	87.6%

* This is based on patients treated on this contract for their most recent course of treatment. Figures in italics indicate the base number of FP17s or Patient Questionnaire responses are less than 100. N/A is shown where the base number of responses is less than 10 during the period. % is calculated as Quantity/Base number*100

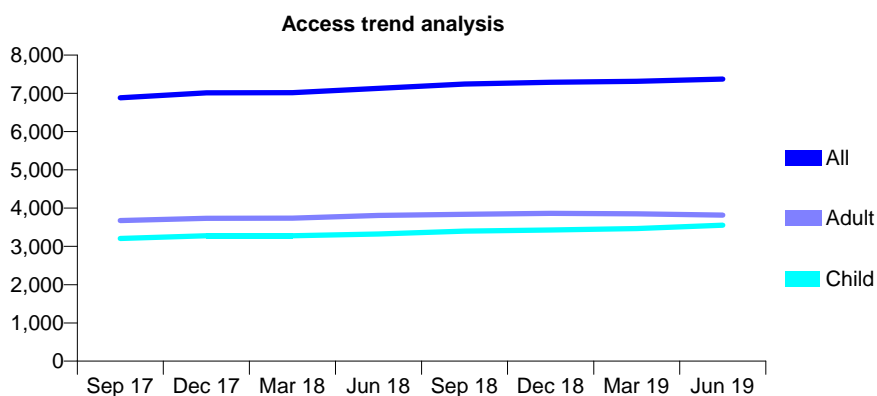
Q69 - Vital Signs At a Glance Contract Report for 130230/0001 - June 2019

Name or company name	WEXHAM ROAD DENTAL SURGERY LTD
Contract type name	GDS Contract
Purpose of contract	General
Contract start date	04/04/2008
Contract end date	

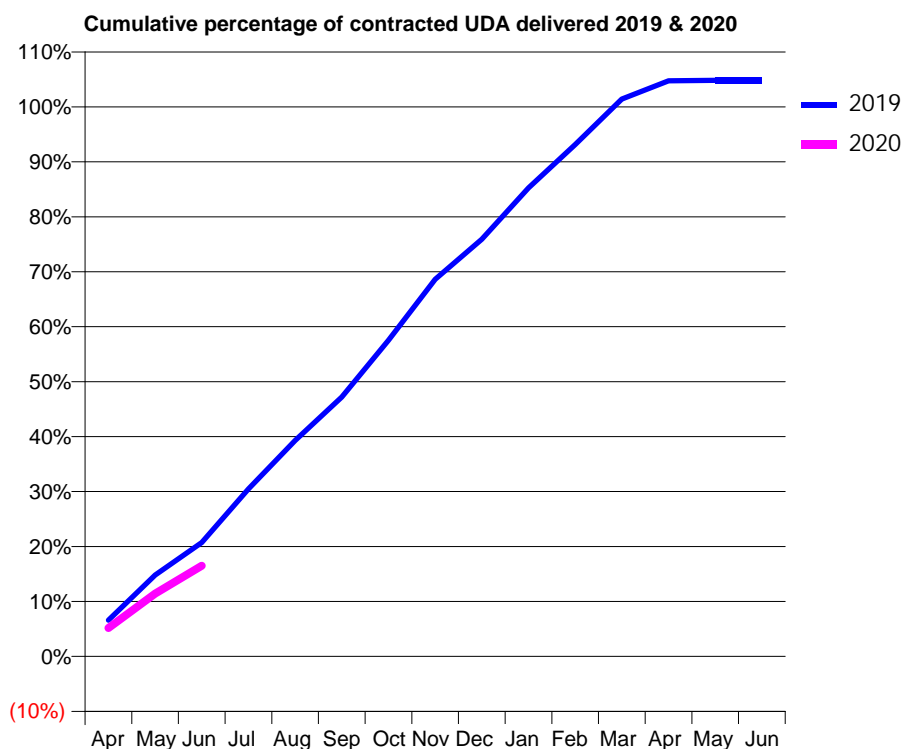
19/20 Contracted general activity (UDA)	16,630
Carry forward general activity (UDA)	0
19/20 Contracted orthodontic activity (UOA)	0
Carry forward orthodontic activity (UOA)	0
Baseline contract value	£553,410.29

ACCESS*

Patients seen in 24 months	Total	Change since previous quarter
Quarter ending June 2018	7,130	
Quarter ending September 2018	7,241	→
Quarter ending December 2018	7,291	→
Quarter ending March 2019	7,316	→
Quarter ending June 2019	7,372	→
Variance since June 2018	3.4%	↑



ACTIVITY



Adjusted Scheduled Activity (UDA)		
Month	2019	2020
April	1,162	863
May	2,611	1,903
June	3,652	2,740
July	5,376	
August	6,929	
September	8,317	
October	10,141	
November	12,102	
December	13,380	
January	15,033	
February	16,422	
March	17,882	
April	18,461	
May	18,479	
June	18,479	

QUALITY

	Quantity	Base Number	Contract	AT	Region	England
% of FP17s for the same patient ID Re-attending within 3 months - Children	114	1,015	11.2%	10.7%	10.6%	11.4%
% of FP17s for the same patient ID Re-attending within 3 months - Adults	142	826	17.2%	14.5%	15.2%	15.4%
% of FP17s for the same patient ID Re-attending between 3 & 9 months - Children	434	1,015	42.8%	59.2%	62.3%	59.8%
% of FP17s for the same patient ID Re-attending between 3 & 9 months - Adults	266	826	32.2%	49.9%	53.3%	52.1%
% of FP17s for Band 1 Urgent Courses	217	1,315	16.5%	10.1%	9.7%	9.2%
% of FP17s Relating to Free Repair or Replacements	5	1,315	0.4%	0.6%	0.6%	0.7%
% of FP17s Relating to Continuations	10	1,315	0.8%	0.5%	0.8%	0.8%
% of Patients satisfied with the dentistry they have received	1	1	N/A	92.6%	93.4%	93.4%
% of Patients satisfied with the time they had to wait for an appointment	1	1	N/A	85.1%	86.8%	87.6%

* This is based on patients treated on this contract for their most recent course of treatment. Figures in italics indicate the base number of FP17s or Patient Questionnaire responses are less than 100. N/A is shown where the base number of responses is less than 10 during the period. % is calculated as Quantity/Base number*100

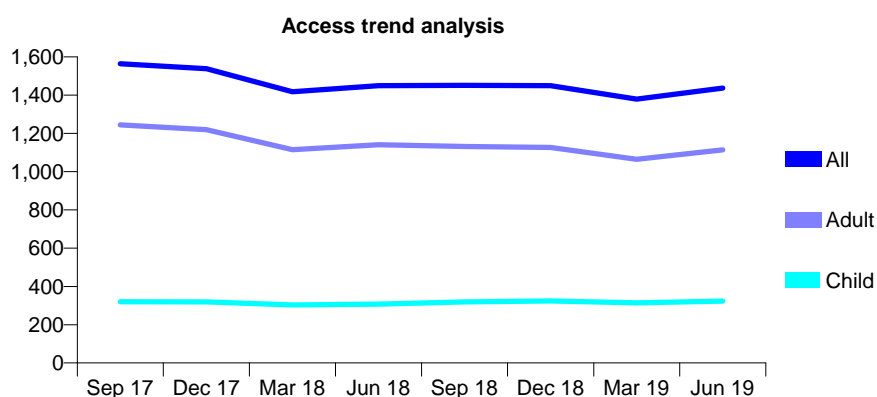
Q69 - Vital Signs At a Glance Contract Report for 131539/0001 - June 2019

Name or company name	Eurodental Limited
Contract type name	GDS Contract
Purpose of contract	General
Contract start date	01/01/2009
Contract end date	

19/20 Contracted general activity (UDA)	8,541
Carry forward general activity (UDA)	0
19/20 Contracted orthodontic activity (UOA)	0
Carry forward orthodontic activity (UOA)	0
Baseline contract value	£209,068.68

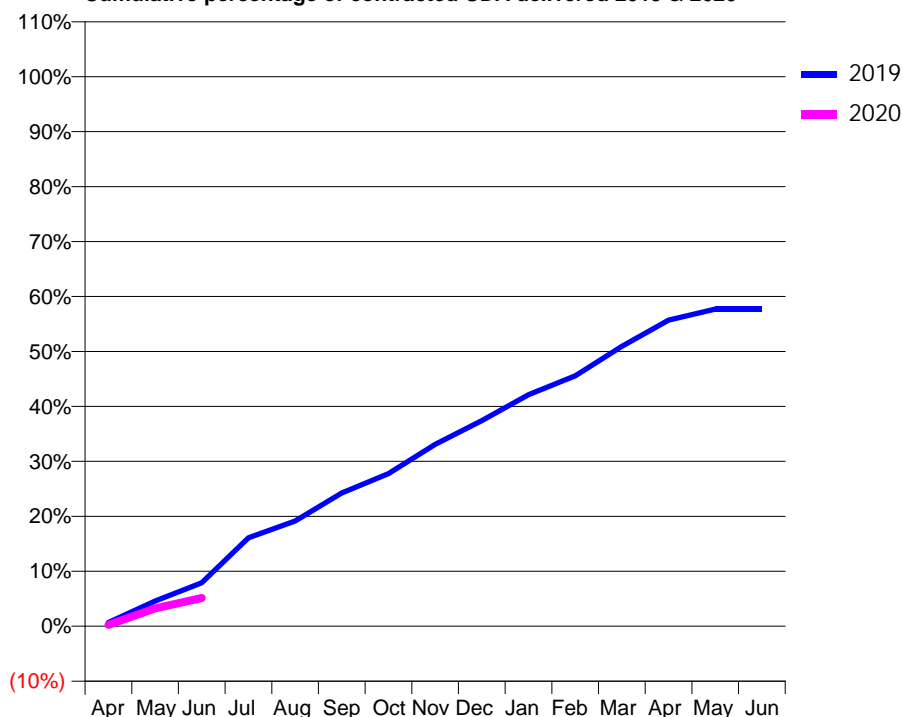
ACCESS*

Patients seen in 24 months	Total	Change since previous quarter
Quarter ending June 2018	1,449	
Quarter ending September 2018	1,451	→
Quarter ending December 2018	1,450	→
Quarter ending March 2019	1,379	↓
Quarter ending June 2019	1,437	↑
Variance since June 2018	(0.8%)	→



ACTIVITY

Cumulative percentage of contracted UDA delivered 2019 & 2020



Adjusted Scheduled Activity (UDA)

Month	2019	2020
April	59	22
May	392	277
June	676	440
July	1,376	
August	1,636	
September	2,072	
October	2,372	
November	2,825	
December	3,195	
January	3,599	
February	3,892	
March	4,350	
April	4,758	
May	4,927	
June	4,927	

QUALITY

	Quantity	Base Number	Contract	AT	Region	England
% of FP17s for the same patient ID Re-attending within 3 months - Children	17	88	19.3%	10.7%	10.6%	11.4%
% of FP17s for the same patient ID Re-attending within 3 months - Adults	59	304	19.4%	14.5%	15.2%	15.4%
% of FP17s for the same patient ID Re-attending between 3 & 9 months - Children	38	88	43.2%	59.2%	62.3%	59.8%
% of FP17s for the same patient ID Re-attending between 3 & 9 months - Adults	110	304	36.2%	49.9%	53.3%	52.1%
% of FP17s for Band 1 Urgent Courses	45	168	26.8%	10.1%	9.7%	9.2%
% of FP17s Relating to Free Repair or Replacements	0	168	0.0%	0.6%	0.6%	0.7%
% of FP17s Relating to Continuations	2	168	1.2%	0.5%	0.8%	0.8%
% of Patients satisfied with the dentistry they have received	0	0	N/A	92.6%	93.4%	93.4%
% of Patients satisfied with the time they had to wait for an appointment	0	0	N/A	85.1%	86.8%	87.6%

* This is based on patients treated on this contract for their most recent course of treatment.

Figures in italics indicate the base number of FP17s or Patient Questionnaire responses are less than 100. N/A is shown where the base number of responses is less than 10 during the period. % is calculated as Quantity/Base number*100

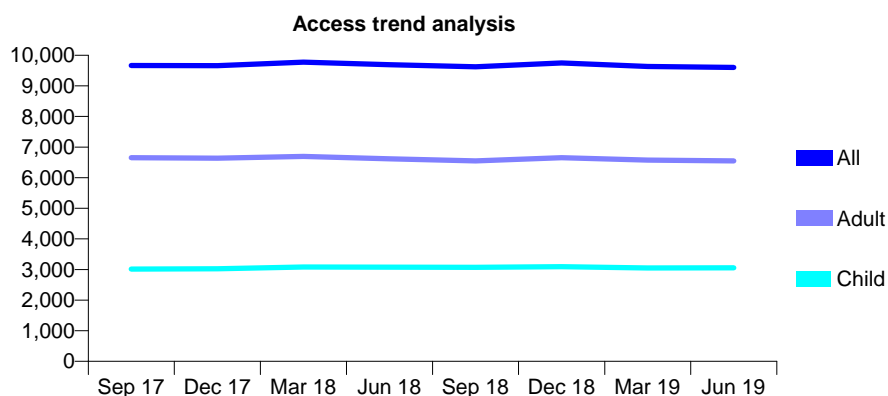
Q69 - Vital Signs At a Glance Contract Report for 133752/0001 - June 2019

Name or company name	Rodericks Dental Limited
Contract type name	GDS Contract
Purpose of contract	General
Contract start date	05/02/2010
Contract end date	

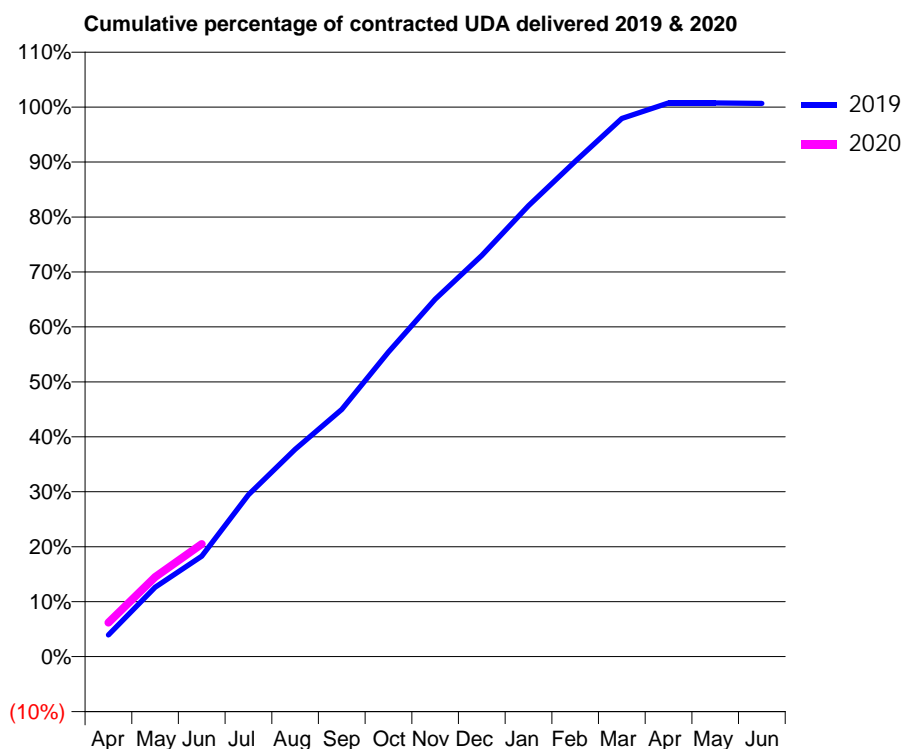
19/20 Contracted general activity (UDA)	23,809
Carry forward general activity (UDA)	0
19/20 Contracted orthodontic activity (UOA)	0
Carry forward orthodontic activity (UOA)	0
Baseline contract value	£600,759.82

ACCESS*

Patients seen in 24 months	Total	Change since previous quarter
Quarter ending June 2018	9,694	
Quarter ending September 2018	9,621	→
Quarter ending December 2018	9,748	→
Quarter ending March 2019	9,631	↓
Quarter ending June 2019	9,603	→
Variance since June 2018	(0.9%)	→



ACTIVITY



Month	Adjusted Scheduled Activity (UDA)	
	2019	2020
April	940	1,478
May	3,007	3,453
June	4,351	4,878
July	7,017	
August	8,983	
September	10,709	
October	13,198	
November	15,490	
December	17,374	
January	19,540	
February	21,458	
March	23,319	
April	23,989	
May	23,987	
June	23,970	

QUALITY

	Quantity	Base Number	Contract	AT	Region	England
% of FP17s for the same patient ID Re-attending within 3 months - Children	86	1,169	7.4%	10.7%	10.6%	11.4%
% of FP17s for the same patient ID Re-attending within 3 months - Adults	326	1,998	16.3%	14.5%	15.2%	15.4%
% of FP17s for the same patient ID Re-attending between 3 & 9 months - Children	736	1,169	63.0%	59.2%	62.3%	59.8%
% of FP17s for the same patient ID Re-attending between 3 & 9 months - Adults	1,037	1,998	51.9%	49.9%	53.3%	52.1%
% of FP17s for Band 1 Urgent Courses	317	2,818	11.2%	10.1%	9.7%	9.2%
% of FP17s Relating to Free Repair or Replacements	30	2,818	1.1%	0.6%	0.6%	0.7%
% of FP17s Relating to Continuations	2	2,818	0.1%	0.5%	0.8%	0.8%
% of Patients satisfied with the dentistry they have received	7	7	N/A	92.6%	93.4%	93.4%
% of Patients satisfied with the time they had to wait for an appointment	5	7	N/A	85.1%	86.8%	87.6%

* This is based on patients treated on this contract for their most recent course of treatment. Figures in italics indicate the base number of FP17s or Patient Questionnaire responses are less than 100. N/A is shown where the base number of responses is less than 10 during the period. % is calculated as Quantity/Base number*100

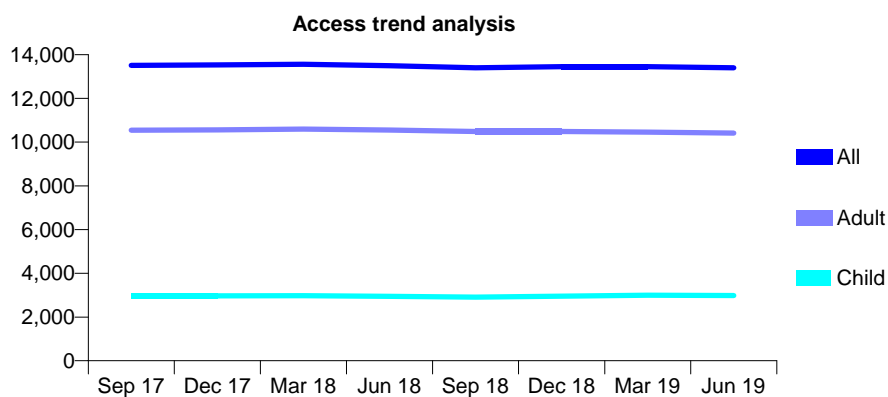
Q69 - Vital Signs At a Glance Contract Report for 134384/0001 - June 2019

Name or company name	Sam Health Ltd
Contract type name	GDS Contract
Purpose of contract	General
Contract start date	01/05/2013
Contract end date	

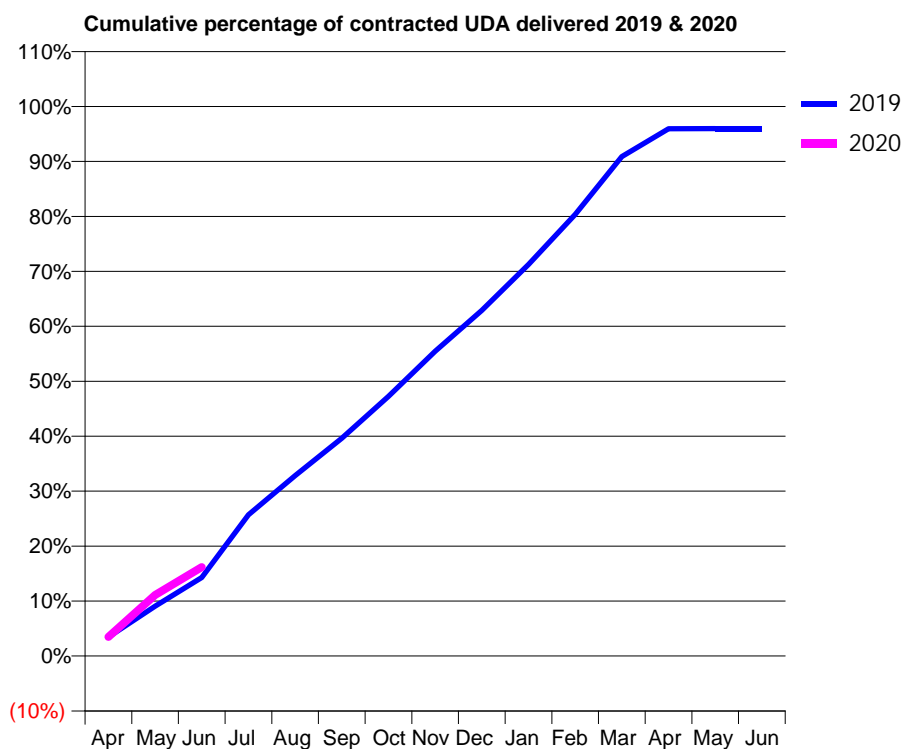
19/20 Contracted general activity (UDA)	40,939
Carry forward general activity (UDA)	0
19/20 Contracted orthodontic activity (UOA)	0
Carry forward orthodontic activity (UOA)	0
Baseline contract value	£1,022,552.05

ACCESS*

Patients seen in 24 months	Total	Change since previous quarter
Quarter ending June 2018	13,495	
Quarter ending September 2018	13,401	→
Quarter ending December 2018	13,447	→
Quarter ending March 2019	13,455	→
Quarter ending June 2019	13,402	→
Variance since June 2018	(0.7%)	→



ACTIVITY



Month	Adjusted Scheduled Activity (UDA)	
	2019	2020
April	1,418	1,422
May	3,711	4,549
June	5,849	6,620
July	10,522	
August	13,448	
September	16,215	
October	19,349	
November	22,702	
December	25,741	
January	29,166	
February	32,899	
March	37,201	
April	39,277	
May	39,283	
June	39,288	

QUALITY

	Quantity	Base Number	Contract	AT	Region	England
% of FP17s for the same patient ID Re-attending within 3 months - Children	61	989	6.2%	10.7%	10.6%	11.4%
% of FP17s for the same patient ID Re-attending within 3 months - Adults	486	3,060	15.9%	14.5%	15.2%	15.4%
% of FP17s for the same patient ID Re-attending between 3 & 9 months - Children	610	989	61.7%	59.2%	62.3%	59.8%
% of FP17s for the same patient ID Re-attending between 3 & 9 months - Adults	1,557	3,060	50.9%	49.9%	53.3%	52.1%
% of FP17s for Band 1 Urgent Courses	429	3,371	12.7%	10.1%	9.7%	9.2%
% of FP17s Relating to Free Repair or Replacements	40	3,371	1.2%	0.6%	0.6%	0.7%
% of FP17s Relating to Continuations	31	3,371	0.9%	0.5%	0.8%	0.8%
% of Patients satisfied with the dentistry they have received	14	14	100.0%	92.6%	93.4%	93.4%
% of Patients satisfied with the time they had to wait for an appointment	13	14	92.9%	85.1%	86.8%	87.6%

* This is based on patients treated on this contract for their most recent course of treatment. Figures in italics indicate the base number of FP17s or Patient Questionnaire responses are less than 100. N/A is shown where the base number of responses is less than 10 during the period. % is calculated as Quantity/Base number*100

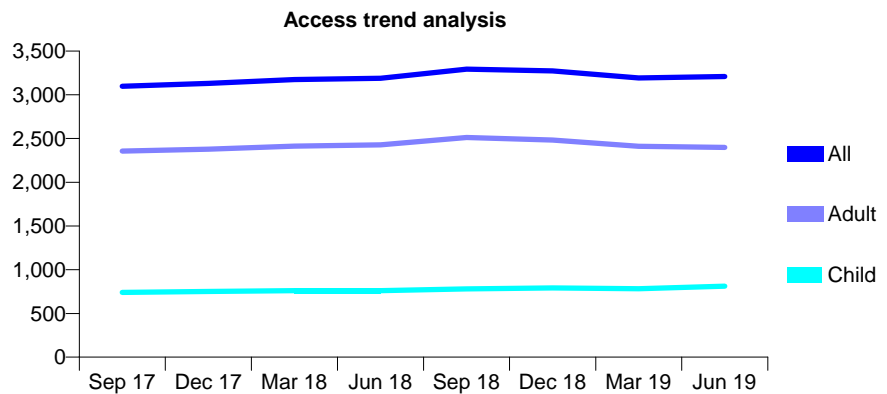
Q69 - Vital Signs At a Glance Contract Report for 136425/0001 - June 2019

Name or company name	Barsar Ltd
Contract type name	GDS Contract
Purpose of contract	General
Contract start date	01/09/2011
Contract end date	

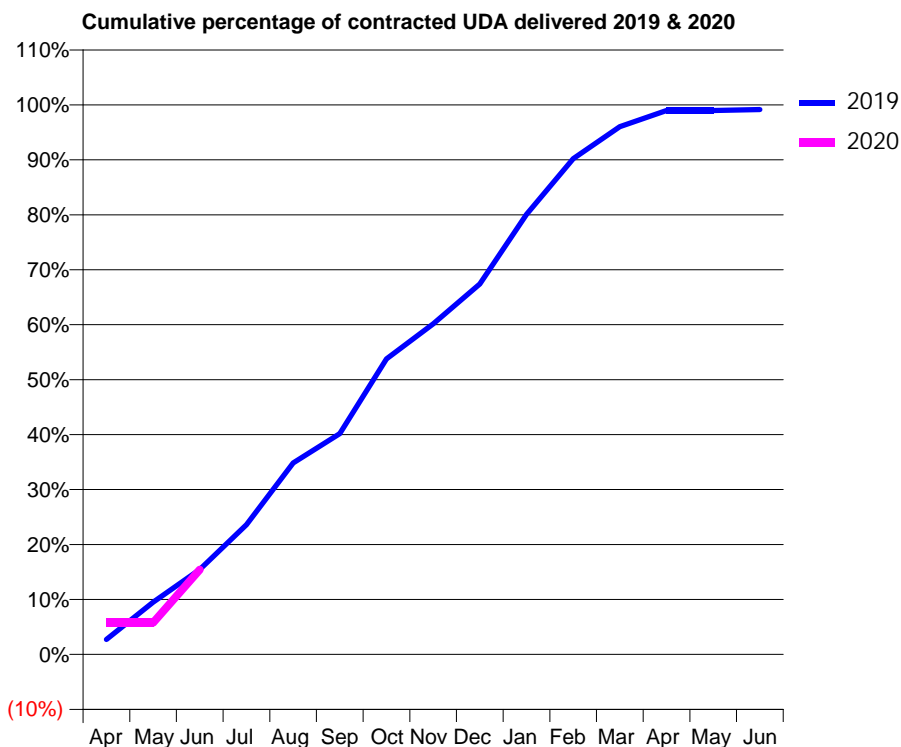
19/20 Contracted general activity (UDA)	7,016
Carry forward general activity (UDA)	0
19/20 Contracted orthodontic activity (UOA)	0
Carry forward orthodontic activity (UOA)	0
Baseline contract value	£151,940.61

ACCESS*

Patients seen in 24 months	Total	Change since previous quarter
Quarter ending June 2018	3,188	
Quarter ending September 2018	3,293	↑
Quarter ending December 2018	3,273	→
Quarter ending March 2019	3,193	↓
Quarter ending June 2019	3,210	→
Variance since June 2018	0.7%	→



ACTIVITY



Month	2019	2020
April	191	406
May	667	406
June	1,084	1,083
July	1,655	
August	2,445	
September	2,818	
October	3,772	
November	4,220	
December	4,729	
January	5,617	
February	6,330	
March	6,738	
April	6,944	
May	6,944	
June	6,957	

QUALITY

	Quantity	Base Number	Contract	AT	Region	England
% of FP17s for the same patient ID Re-attending within 3 months - Children	11	233	4.7%	10.7%	10.6%	11.4%
% of FP17s for the same patient ID Re-attending within 3 months - Adults	93	602	15.4%	14.5%	15.2%	15.4%
% of FP17s for the same patient ID Re-attending between 3 & 9 months - Children	125	233	53.6%	59.2%	62.3%	59.8%
% of FP17s for the same patient ID Re-attending between 3 & 9 months - Adults	292	602	48.5%	49.9%	53.3%	52.1%
% of FP17s for Band 1 Urgent Courses	63	547	11.5%	10.1%	9.7%	9.2%
% of FP17s Relating to Free Repair or Replacements	12	547	2.2%	0.6%	0.6%	0.7%
% of FP17s Relating to Continuations	0	547	0.0%	0.5%	0.8%	0.8%
% of Patients satisfied with the dentistry they have received	5	5	N/A	92.6%	93.4%	93.4%
% of Patients satisfied with the time they had to wait for an appointment	5	5	N/A	85.1%	86.8%	87.6%

* This is based on patients treated on this contract for their most recent course of treatment. Figures in italics indicate the base number of FP17s or Patient Questionnaire responses are less than 100. N/A is shown where the base number of responses is less than 10 during the period. % is calculated as Quantity/Base number*100

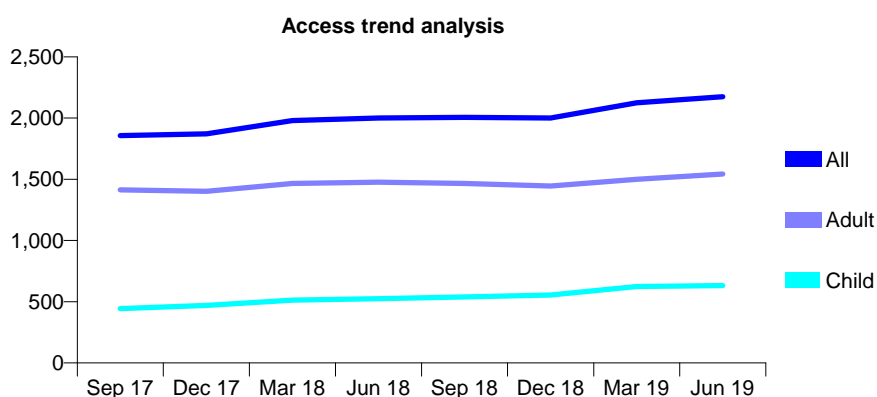
Q69 - Vital Signs At a Glance Contract Report for 136425/0002 - June 2019

Name or company name	Barsar Ltd
Contract type name	GDS Contract
Purpose of contract	General
Contract start date	20/01/2015
Contract end date	

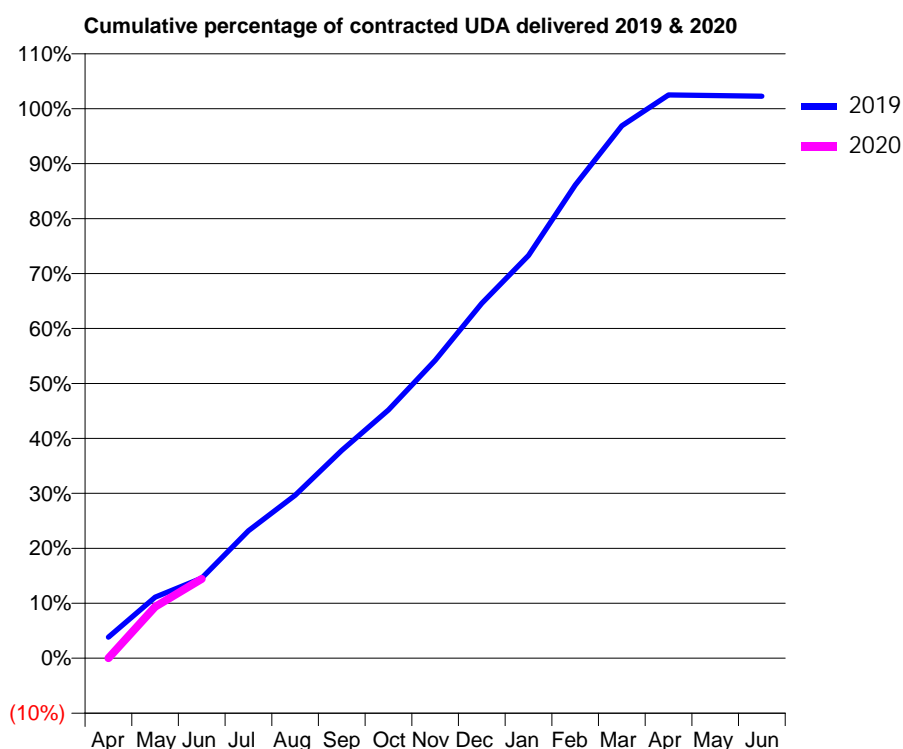
19/20 Contracted general activity (UDA)	4,510
Carry forward general activity (UDA)	0
19/20 Contracted orthodontic activity (UOA)	0
Carry forward orthodontic activity (UOA)	0
Baseline contract value	£99,090.57

ACCESS*

Patients seen in 24 months	Total	Change since previous quarter
Quarter ending June 2018	2,001	
Quarter ending September 2018	2,006	→
Quarter ending December 2018	2,000	→
Quarter ending March 2019	2,125	↑
Quarter ending June 2019	2,175	↑
Variance since June 2018	8.7%	↑



ACTIVITY



Adjusted Scheduled Activity (UDA)		
Month	2019	2020
April	172	0
May	501	423
June	658	651
July	1,047	
August	1,338	
September	1,705	
October	2,038	
November	2,446	
December	2,913	
January	3,305	
February	3,883	
March	4,369	
April	4,623	
May	4,617	
June	4,613	

QUALITY

	Quantity	Base Number	Contract	AT	Region	England
% of FP17s for the same patient ID Re-attending within 3 months - Children	18	187	9.6%	10.7%	10.6%	11.4%
% of FP17s for the same patient ID Re-attending within 3 months - Adults	82	432	19.0%	14.5%	15.2%	15.4%
% of FP17s for the same patient ID Re-attending between 3 & 9 months - Children	110	187	58.8%	59.2%	62.3%	59.8%
% of FP17s for the same patient ID Re-attending between 3 & 9 months - Adults	154	432	35.6%	49.9%	53.3%	52.1%
% of FP17s for Band 1 Urgent Courses	39	316	12.3%	10.1%	9.7%	9.2%
% of FP17s Relating to Free Repair or Replacements	2	316	0.6%	0.6%	0.6%	0.7%
% of FP17s Relating to Continuations	0	316	0.0%	0.5%	0.8%	0.8%
% of Patients satisfied with the dentistry they have received	1	1	N/A	92.6%	93.4%	93.4%
% of Patients satisfied with the time they had to wait for an appointment	1	1	N/A	85.1%	86.8%	87.6%

* This is based on patients treated on this contract for their most recent course of treatment. Figures in italics indicate the base number of FP17s or Patient Questionnaire responses are less than 100. N/A is shown where the base number of responses is less than 10 during the period. % is calculated as Quantity/Base number*100

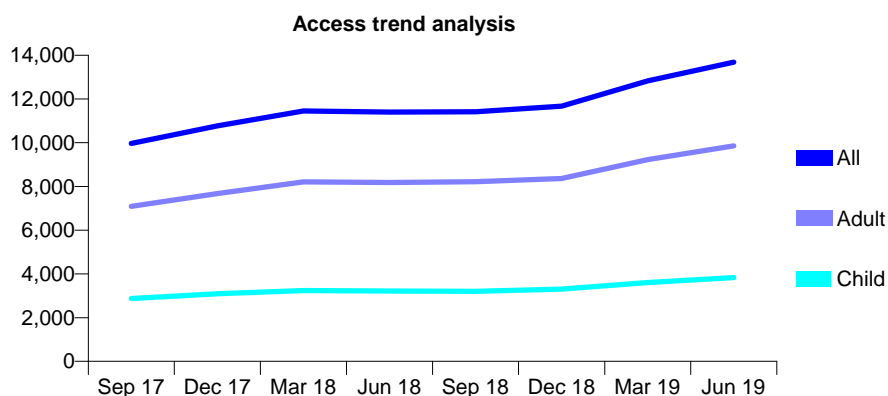
Q69 - Vital Signs At a Glance Contract Report for 137588/0006 - June 2019

Name or company name	Damira Dental Studios Ltd
Contract type name	GDS Contract
Purpose of contract	General
Contract start date	01/04/2015
Contract end date	

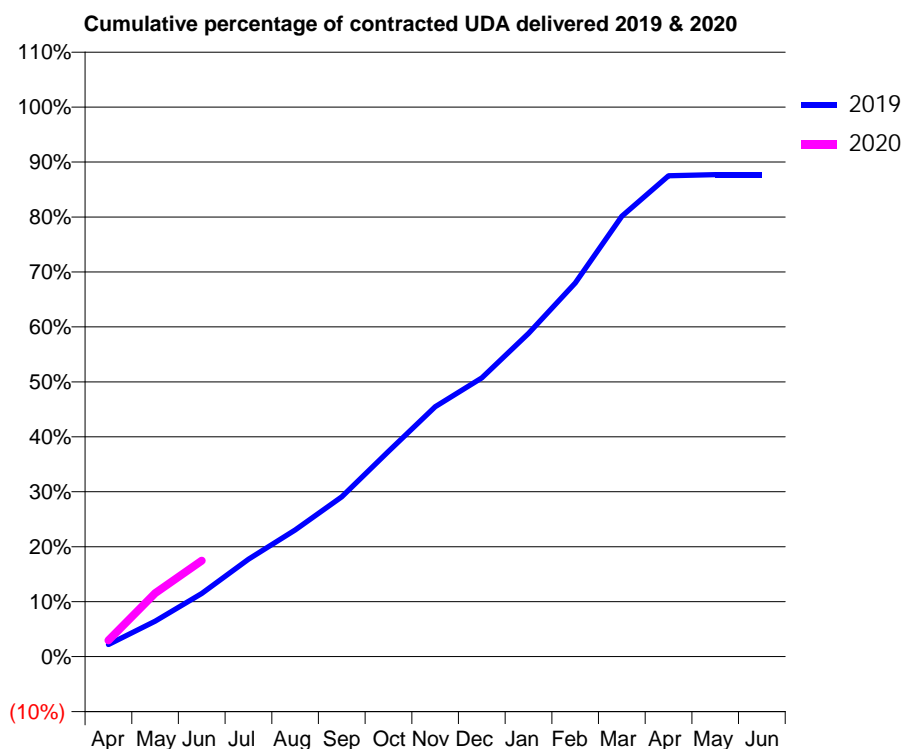
19/20 Contracted general activity (UDA)	48,702
Carry forward general activity (UDA)	0
19/20 Contracted orthodontic activity (UOA)	0
Carry forward orthodontic activity (UOA)	0
Baseline contract value	£1,297,643.25

ACCESS*

Patients seen in 24 months	Total	Change since previous quarter
Quarter ending June 2018	11,404	
Quarter ending September 2018	11,415	→
Quarter ending December 2018	11,670	↑
Quarter ending March 2019	12,834	↑
Quarter ending June 2019	13,688	↑
Variance since June 2018	20.0%	↑



ACTIVITY



Month	Adjusted Scheduled Activity (UDA)	
	2019	2020
April	1,033	1,432
May	3,037	5,616
June	5,425	8,500
July	8,368	
August	10,888	
September	13,731	
October	17,636	
November	21,458	
December	23,932	
January	27,760	
February	32,093	
March	37,814	
April	41,301	
May	41,392	
June	41,404	

QUALITY

	Quantity	Base Number	Contract	AT	Region	England
% of FP17s for the same patient ID Re-attending within 3 months - Children	131	1,470	8.9%	10.7%	10.6%	11.4%
% of FP17s for the same patient ID Re-attending within 3 months - Adults	526	3,325	15.8%	14.5%	15.2%	15.4%
% of FP17s for the same patient ID Re-attending between 3 & 9 months - Children	803	1,470	54.6%	59.2%	62.3%	59.8%
% of FP17s for the same patient ID Re-attending between 3 & 9 months - Adults	1,319	3,325	39.7%	49.9%	53.3%	52.1%
% of FP17s for Band 1 Urgent Courses	468	3,714	12.6%	10.1%	9.7%	9.2%
% of FP17s Relating to Free Repair or Replacements	13	3,714	0.4%	0.6%	0.6%	0.7%
% of FP17s Relating to Continuations	21	3,714	0.6%	0.5%	0.8%	0.8%
% of Patients satisfied with the dentistry they have received	3	5	N/A	92.6%	93.4%	93.4%
% of Patients satisfied with the time they had to wait for an appointment	3	5	N/A	85.1%	86.8%	87.6%

* This is based on patients treated on this contract for their most recent course of treatment. Figures in italics indicate the base number of FP17s or Patient Questionnaire responses are less than 100. N/A is shown where the base number of responses is less than 10 during the period. % is calculated as Quantity/Base number*100

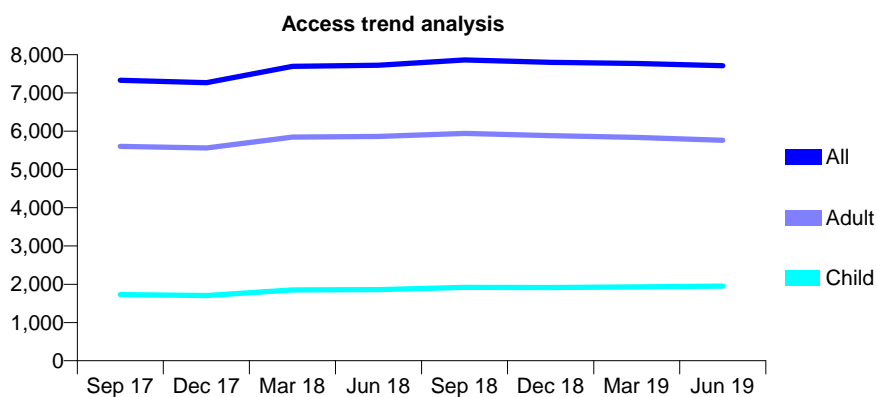
Q69 - Vital Signs At a Glance Contract Report for 137588/0007 - June 2019

Name or company name	Damira Dental Studios Ltd
Contract type name	GDS Contract
Purpose of contract	General
Contract start date	01/04/2015
Contract end date	

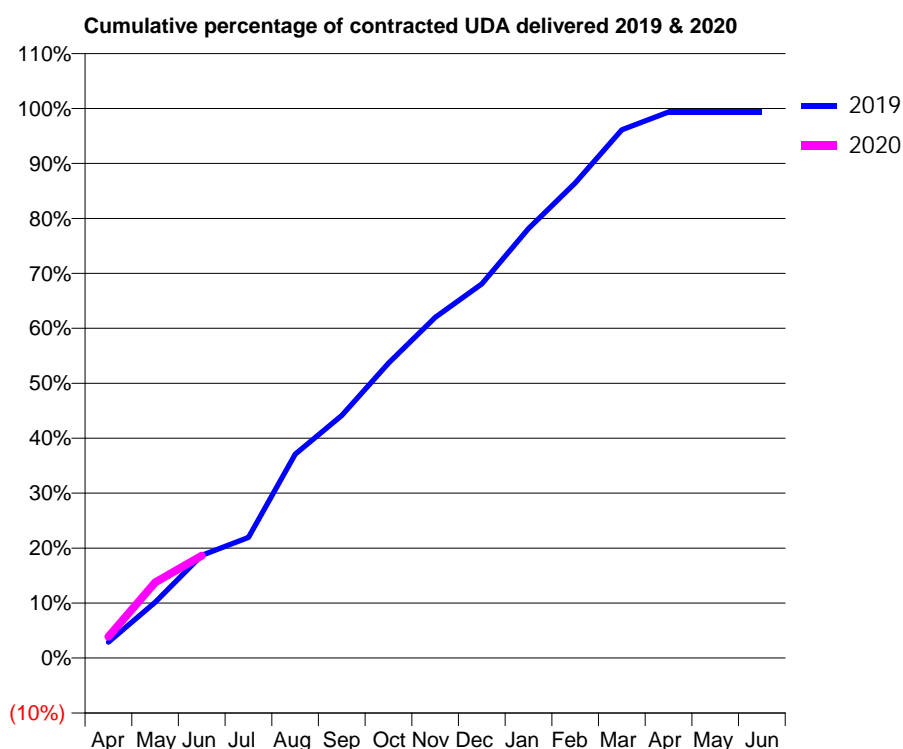
19/20 Contracted general activity (UDA)	22,500
Carry forward general activity (UDA)	0
19/20 Contracted orthodontic activity (UOA)	0
Carry forward orthodontic activity (UOA)	0
Baseline contract value	£562,003.67

ACCESS*

Patients seen in 24 months	Total	Change since previous quarter
Quarter ending June 2018	7,722	
Quarter ending September 2018	7,861	→
Quarter ending December 2018	7,801	→
Quarter ending March 2019	7,767	→
Quarter ending June 2019	7,712	→
Variance since June 2018	(0.1%)	→



ACTIVITY



Month	Adjusted Scheduled Activity (UDA)	
	2019	2020
April	654	877
May	2,286	3,100
June	4,203	4,189
July	4,941	
August	8,343	
September	9,929	
October	12,077	
November	13,949	
December	15,317	
January	17,587	
February	19,450	
March	21,625	
April	22,352	
May	22,351	
June	22,351	

QUALITY

	Quantity	Base Number	Contract	AT	Region	England
% of FP17s for the same patient ID Re-attending within 3 months - Children	79	660	12.0%	10.7%	10.6%	11.4%
% of FP17s for the same patient ID Re-attending within 3 months - Adults	347	1,571	22.1%	14.5%	15.2%	15.4%
% of FP17s for the same patient ID Re-attending between 3 & 9 months - Children	342	660	51.8%	59.2%	62.3%	59.8%
% of FP17s for the same patient ID Re-attending between 3 & 9 months - Adults	600	1,571	38.2%	49.9%	53.3%	52.1%
% of FP17s for Band 1 Urgent Courses	458	1,893	24.2%	10.1%	9.7%	9.2%
% of FP17s Relating to Free Repair or Replacements	10	1,893	0.5%	0.6%	0.6%	0.7%
% of FP17s Relating to Continuations	8	1,893	0.4%	0.5%	0.8%	0.8%
% of Patients satisfied with the dentistry they have received	7	8	N/A	92.6%	93.4%	93.4%
% of Patients satisfied with the time they had to wait for an appointment	7	8	N/A	85.1%	86.8%	87.6%

* This is based on patients treated on this contract for their most recent course of treatment. Figures in italics indicate the base number of FP17s or Patient Questionnaire responses are less than 100. N/A is shown where the base number of responses is less than 10 during the period. % is calculated as Quantity/Base number*100

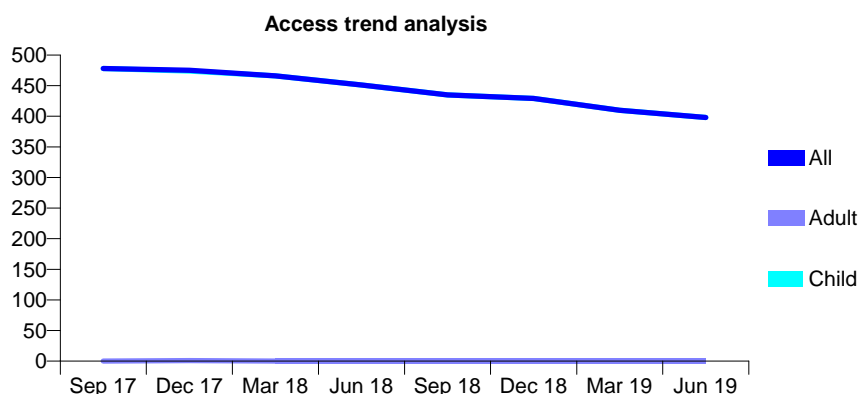
Q69 - Vital Signs At a Glance Contract Report for 138770/0001 - June 2019

Name or company name	Edelman, Loubser, Hamburger & Sadler
Contract type name	GDS Contract
Purpose of contract	General
Contract start date	18/03/2014
Contract end date	

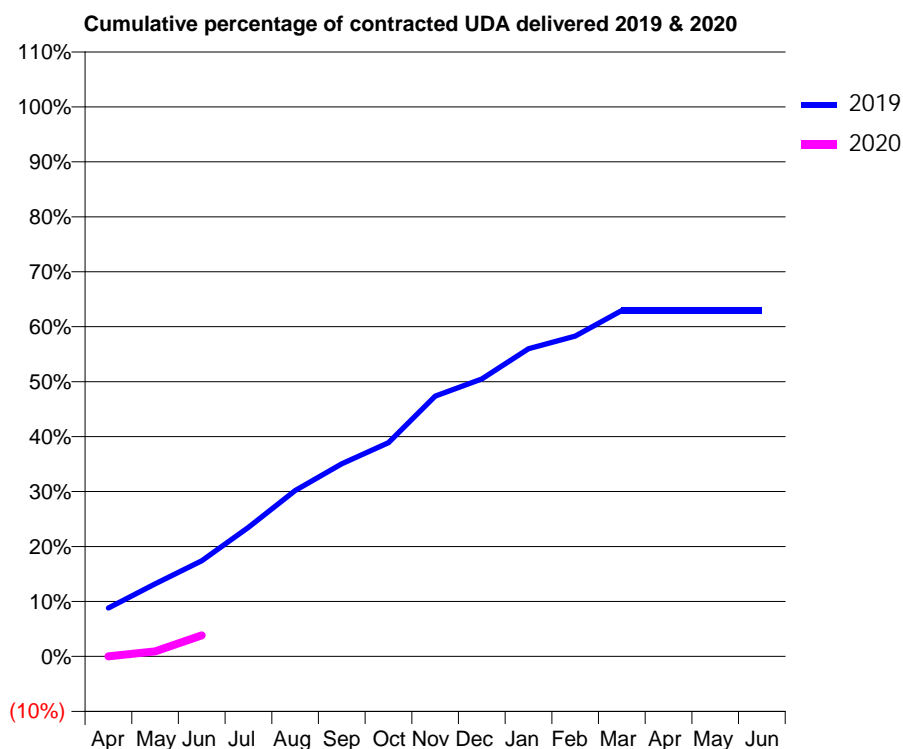
19/20 Contracted general activity (UDA)	963
Carry forward general activity (UDA)	0
19/20 Contracted orthodontic activity (UOA)	0
Carry forward orthodontic activity (UOA)	0
Baseline contract value	£17,639.07

ACCESS*

Patients seen in 24 months	Total	Change since previous quarter
Quarter ending June 2018	451	
Quarter ending September 2018	435	↓
Quarter ending December 2018	429	↓
Quarter ending March 2019	410	↓
Quarter ending June 2019	398	↓
Variance since June 2018	(11.8%)	↓



ACTIVITY



Month	Adjusted Scheduled Activity (UDA)	
	2019	2020
April	85	0
May	127	9
June	168	37
July	226	
August	291	
September	338	
October	375	
November	456	
December	486	
January	539	
February	561	
March	606	
April	606	
May	606	
June	606	

QUALITY

	Quantity	Base Number	Contract	AT	Region	England
% of FP17s for the same patient ID Re-attending within 3 months - Children	1	45	2.2%	10.7%	10.6%	11.4%
% of FP17s for the same patient ID Re-attending within 3 months - Adults	0	0	N/A	14.5%	15.2%	15.4%
% of FP17s for the same patient ID Re-attending between 3 & 9 months - Children	25	45	55.6%	59.2%	62.3%	59.8%
% of FP17s for the same patient ID Re-attending between 3 & 9 months - Adults	0	0	N/A	49.9%	53.3%	52.1%
% of FP17s for Band 1 Urgent Courses	0	37	0.0%	10.1%	9.7%	9.2%
% of FP17s Relating to Free Repair or Replacements	0	37	0.0%	0.6%	0.6%	0.7%
% of FP17s Relating to Continuations	0	37	0.0%	0.5%	0.8%	0.8%
% of Patients satisfied with the dentistry they have received	1	1	N/A	92.6%	93.4%	93.4%
% of Patients satisfied with the time they had to wait for an appointment	1	1	N/A	85.1%	86.8%	87.6%

* This is based on patients treated on this contract for their most recent course of treatment. Figures in italics indicate the base number of FP17s or Patient Questionnaire responses are less than 100. N/A is shown where the base number of responses is less than 10 during the period. % is calculated as Quantity/Base number*100

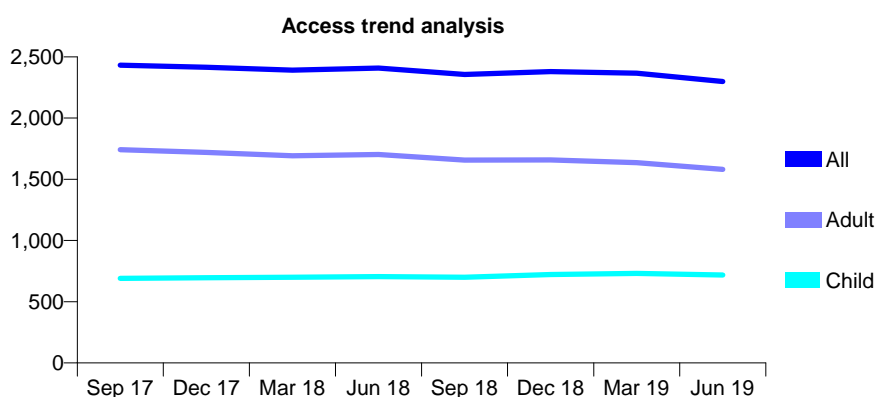
Q69 - Vital Signs At a Glance Contract Report for 139610/0002 - June 2019

Name or company name	OPTIMA CARE (MAIDENHEAD) Ltd
Contract type name	GDS Contract
Purpose of contract	General
Contract start date	24/09/2012
Contract end date	

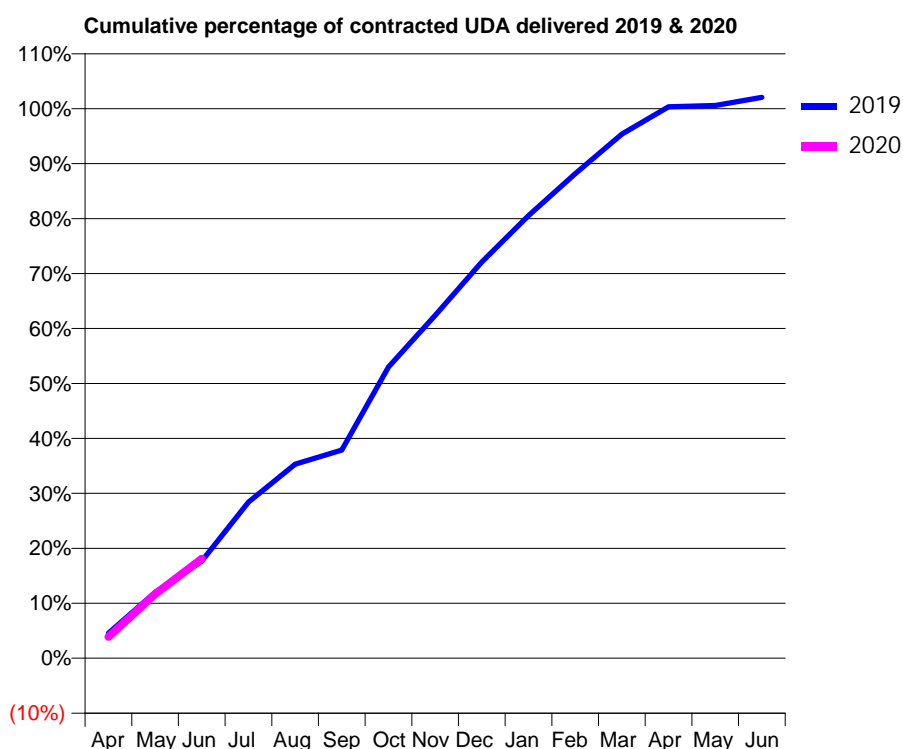
19/20 Contracted general activity (UDA)	4,658
Carry forward general activity (UDA)	0
19/20 Contracted orthodontic activity (UOA)	0
Carry forward orthodontic activity (UOA)	0
Baseline contract value	£110,158.97

ACCESS*

Patients seen in 24 months	Total	Change since previous quarter
Quarter ending June 2018	2,408	
Quarter ending September 2018	2,357	↓
Quarter ending December 2018	2,380	→
Quarter ending March 2019	2,367	→
Quarter ending June 2019	2,299	↓
Variance since June 2018	(4.5%)	↓



ACTIVITY



Month	2019	2020
April	213	181
May	558	543
June	823	843
July	1,323	
August	1,645	
September	1,764	
October	2,468	
November	2,907	
December	3,358	
January	3,751	
February	4,107	
March	4,442	
April	4,674	
May	4,684	
June	4,753	

QUALITY

	Quantity	Base Number	Contract	AT	Region	England
% of FP17s for the same patient ID Re-attending within 3 months - Children	14	258	5.4%	10.7%	10.6%	11.4%
% of FP17s for the same patient ID Re-attending within 3 months - Adults	50	466	10.7%	14.5%	15.2%	15.4%
% of FP17s for the same patient ID Re-attending between 3 & 9 months - Children	128	258	49.6%	59.2%	62.3%	59.8%
% of FP17s for the same patient ID Re-attending between 3 & 9 months - Adults	177	466	38.0%	49.9%	53.3%	52.1%
% of FP17s for Band 1 Urgent Courses	39	416	9.4%	10.1%	9.7%	9.2%
% of FP17s Relating to Free Repair or Replacements	0	416	0.0%	0.6%	0.6%	0.7%
% of FP17s Relating to Continuations	0	416	0.0%	0.5%	0.8%	0.8%
% of Patients satisfied with the dentistry they have received	2	2	N/A	92.6%	93.4%	93.4%
% of Patients satisfied with the time they had to wait for an appointment	2	2	N/A	85.1%	86.8%	87.6%

* This is based on patients treated on this contract for their most recent course of treatment.

Figures in italics indicate the base number of FP17s or Patient Questionnaire responses are less than 100. N/A is shown where the base number of responses is less than 10 during the period. % is calculated as Quantity/Base number*100

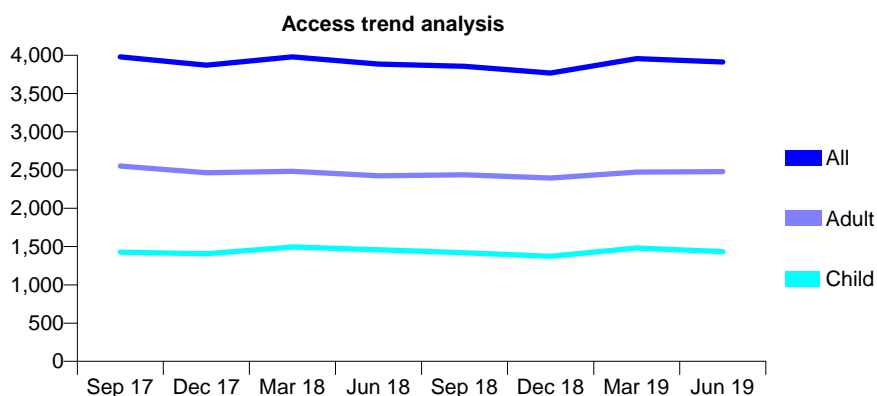
Q69 - Vital Signs At a Glance Contract Report for 139777/0001 - June 2019

Name or company name	Alluradent Ltd
Contract type name	GDS Contract
Purpose of contract	General
Contract start date	01/12/2010
Contract end date	

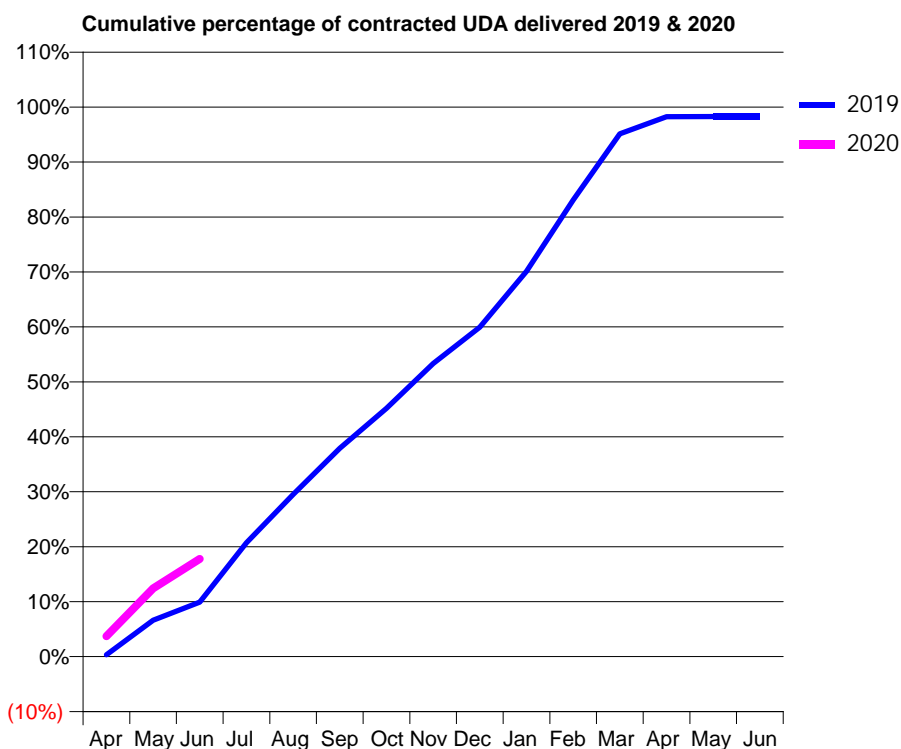
19/20 Contracted general activity (UDA)	6,996
Carry forward general activity (UDA)	0
19/20 Contracted orthodontic activity (UOA)	0
Carry forward orthodontic activity (UOA)	0
Baseline contract value	£164,942.17

ACCESS*

Patients seen in 24 months	Total	Change since previous quarter
Quarter ending June 2018	3,885	
Quarter ending September 2018	3,857	→
Quarter ending December 2018	3,768	↓
Quarter ending March 2019	3,956	↑
Quarter ending June 2019	3,912	↓
Variance since June 2018	0.7%	→



ACTIVITY



Month	Adjusted Scheduled Activity (UDA)	
	2019	2020
April	25	260
May	488	869
June	728	1,244
July	1,522	
August	2,169	
September	2,786	
October	3,319	
November	3,920	
December	4,405	
January	5,150	
February	6,104	
March	6,990	
April	7,217	
May	7,218	
June	7,219	

QUALITY

	Quantity	Base Number	Contract	AT	Region	England
% of FP17s for the same patient ID Re-attending within 3 months - Children	42	447	9.4%	10.7%	10.6%	11.4%
% of FP17s for the same patient ID Re-attending within 3 months - Adults	121	729	16.6%	14.5%	15.2%	15.4%
% of FP17s for the same patient ID Re-attending between 3 & 9 months - Children	191	447	42.7%	59.2%	62.3%	59.8%
% of FP17s for the same patient ID Re-attending between 3 & 9 months - Adults	219	729	30.0%	49.9%	53.3%	52.1%
% of FP17s for Band 1 Urgent Courses	87	705	12.3%	10.1%	9.7%	9.2%
% of FP17s Relating to Free Repair or Replacements	5	705	0.7%	0.6%	0.6%	0.7%
% of FP17s Relating to Continuations	3	705	0.4%	0.5%	0.8%	0.8%
% of Patients satisfied with the dentistry they have received	2	2	N/A	92.6%	93.4%	93.4%
% of Patients satisfied with the time they had to wait for an appointment	2	2	N/A	85.1%	86.8%	87.6%

* This is based on patients treated on this contract for their most recent course of treatment. Figures in italics indicate the base number of FP17s or Patient Questionnaire responses are less than 100. N/A is shown where the base number of responses is less than 10 during the period. % is calculated as Quantity/Base number*100

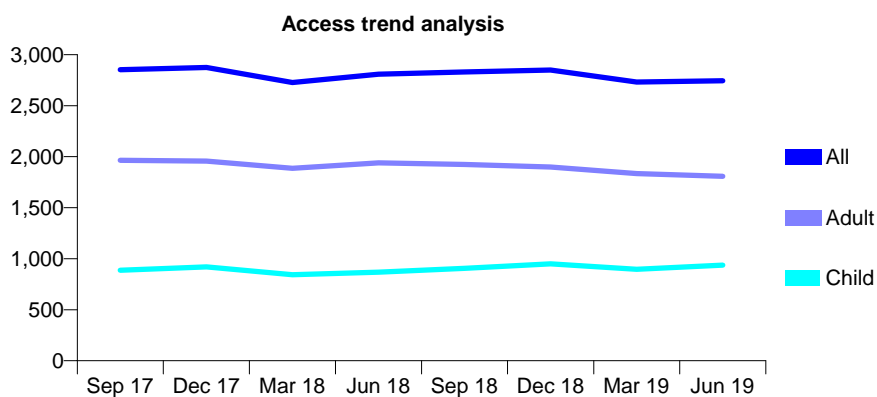
Q69 - Vital Signs At a Glance Contract Report for 139777/0002 - June 2019

Name or company name	Alluradent Ltd
Contract type name	GDS Contract
Purpose of contract	General
Contract start date	01/12/2010
Contract end date	

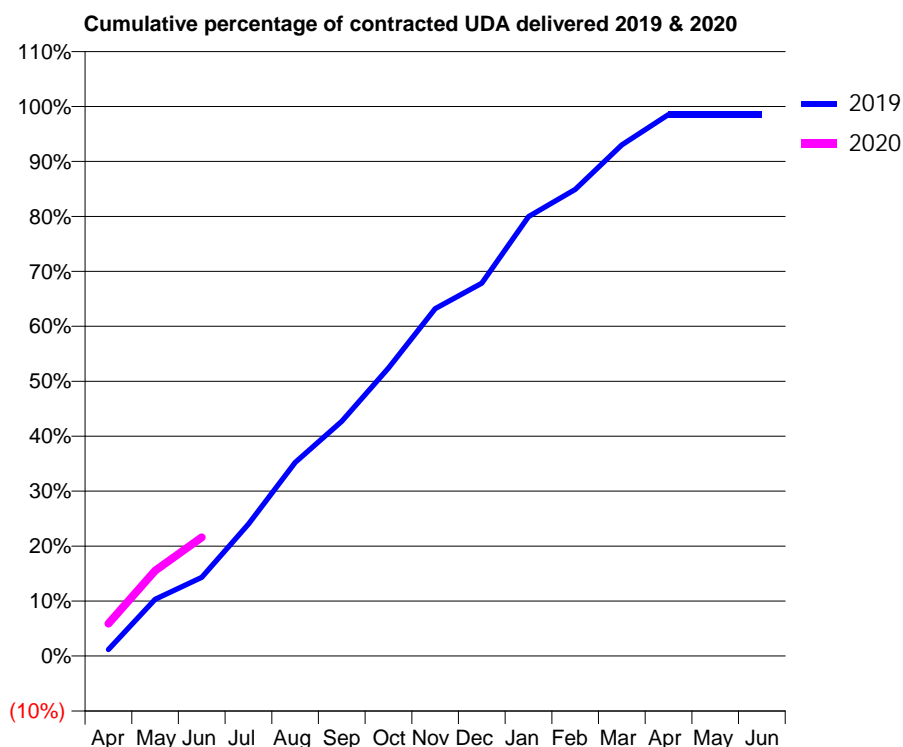
19/20 Contracted general activity (UDA)	6,300
Carry forward general activity (UDA)	0
19/20 Contracted orthodontic activity (UOA)	0
Carry forward orthodontic activity (UOA)	0
Baseline contract value	£148,266.08

ACCESS*

Patients seen in 24 months	Total	Change since previous quarter
Quarter ending June 2018	2,808	
Quarter ending September 2018	2,831	→
Quarter ending December 2018	2,849	→
Quarter ending March 2019	2,731	↓
Quarter ending June 2019	2,745	→
Variance since June 2018	(2.2%)	↓



ACTIVITY



Month	Adjusted Scheduled Activity (UDA)	
	2019	2020
April	78	372
May	684	979
June	946	1,361
July	1,588	
August	2,330	
September	2,825	
October	3,467	
November	4,181	
December	4,487	
January	5,289	
February	5,615	
March	6,152	
April	6,518	
May	6,518	
June	6,518	

QUALITY

	Quantity	Base Number	Contract	AT	Region	England
% of FP17s for the same patient ID Re-attending within 3 months - Children	17	373	4.6%	10.7%	10.6%	11.4%
% of FP17s for the same patient ID Re-attending within 3 months - Adults	49	546	9.0%	14.5%	15.2%	15.4%
% of FP17s for the same patient ID Re-attending between 3 & 9 months - Children	127	373	34.0%	59.2%	62.3%	59.8%
% of FP17s for the same patient ID Re-attending between 3 & 9 months - Adults	188	546	34.4%	49.9%	53.3%	52.1%
% of FP17s for Band 1 Urgent Courses	54	757	7.1%	10.1%	9.7%	9.2%
% of FP17s Relating to Free Repair or Replacements	7	757	0.9%	0.6%	0.6%	0.7%
% of FP17s Relating to Continuations	8	757	1.1%	0.5%	0.8%	0.8%
% of Patients satisfied with the dentistry they have received	3	3	N/A	92.6%	93.4%	93.4%
% of Patients satisfied with the time they had to wait for an appointment	3	3	N/A	85.1%	86.8%	87.6%

* This is based on patients treated on this contract for their most recent course of treatment. Figures in italics indicate the base number of FP17s or Patient Questionnaire responses are less than 100. N/A is shown where the base number of responses is less than 10 during the period. % is calculated as Quantity/Base number*100

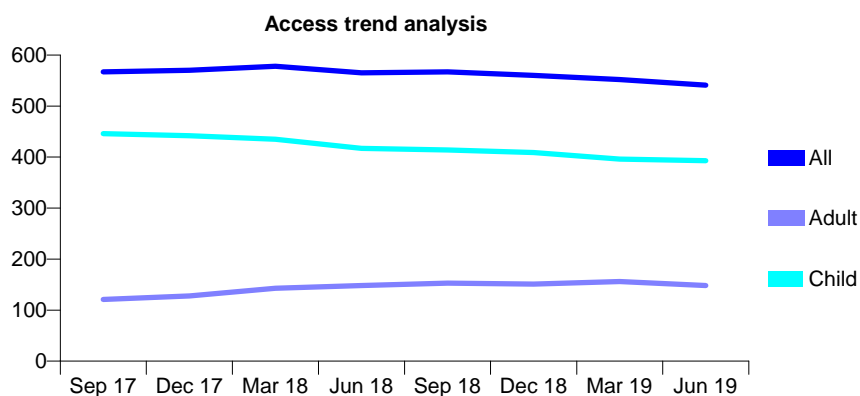
Q69 - Vital Signs At a Glance Contract Report for 139831/0001 - June 2019

Name or company name	High Street Dental Practice (Pangbourne) L
Contract type name	GDS Contract
Purpose of contract	General
Contract start date	01/08/2010
Contract end date	

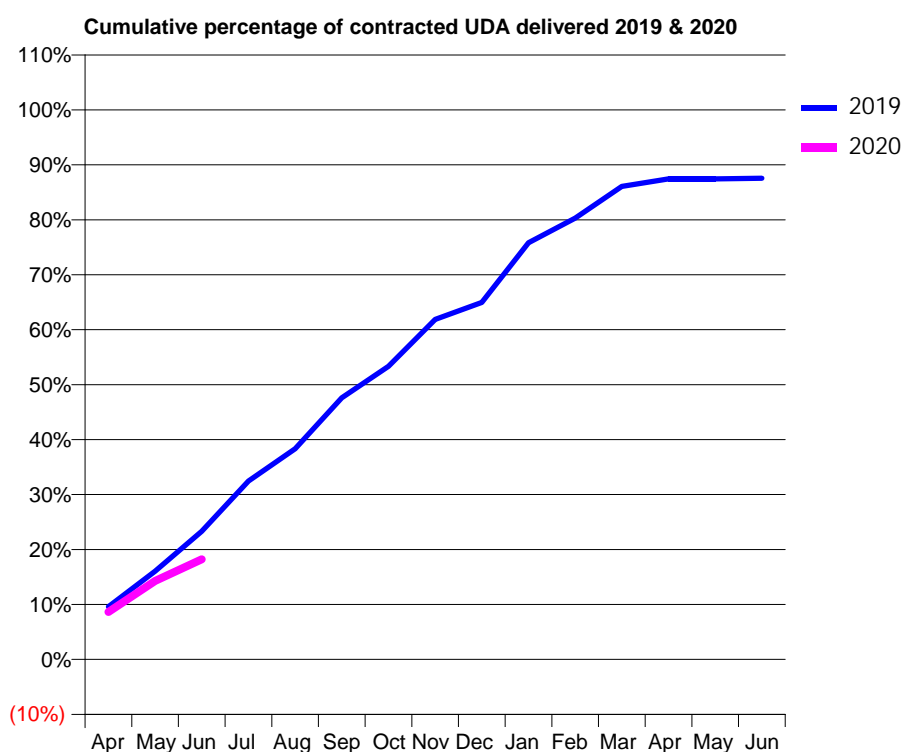
19/20 Contracted general activity (UDA)	940
Carry forward general activity (UDA)	0
19/20 Contracted orthodontic activity (UOA)	0
Carry forward orthodontic activity (UOA)	0
Baseline contract value	£17,753.26

ACCESS*

Patients seen in 24 months	Total	Change since previous quarter
Quarter ending June 2018	565	
Quarter ending September 2018	567	→
Quarter ending December 2018	560	↓
Quarter ending March 2019	552	↓
Quarter ending June 2019	541	↓
Variance since June 2018	(4.2%)	↓



ACTIVITY



Month	Adjusted Scheduled Activity (UDA)	
	2019	2020
April	90	81
May	151	134
June	219	171
July	305	
August	360	
September	447	
October	502	
November	582	
December	611	
January	713	
February	755	
March	809	
April	822	
May	822	
June	823	

QUALITY

	Quantity	Base Number	Contract	AT	Region	England
% of FP17s for the same patient ID Re-attending within 3 months - Children	7	136	5.1%	10.7%	10.6%	11.4%
% of FP17s for the same patient ID Re-attending within 3 months - Adults	3	34	8.8%	14.5%	15.2%	15.4%
% of FP17s for the same patient ID Re-attending between 3 & 9 months - Children	87	136	64.0%	59.2%	62.3%	59.8%
% of FP17s for the same patient ID Re-attending between 3 & 9 months - Adults	14	34	41.2%	49.9%	53.3%	52.1%
% of FP17s for Band 1 Urgent Courses	6	159	3.8%	10.1%	9.7%	9.2%
% of FP17s Relating to Free Repair or Replacements	0	159	0.0%	0.6%	0.6%	0.7%
% of FP17s Relating to Continuations	0	159	0.0%	0.5%	0.8%	0.8%
% of Patients satisfied with the dentistry they have received	0	0	N/A	92.6%	93.4%	93.4%
% of Patients satisfied with the time they had to wait for an appointment	0	0	N/A	85.1%	86.8%	87.6%

* This is based on patients treated on this contract for their most recent course of treatment. Figures in italics indicate the base number of FP17s or Patient Questionnaire responses are less than 100. N/A is shown where the base number of responses is less than 10 during the period. % is calculated as Quantity/Base number*100

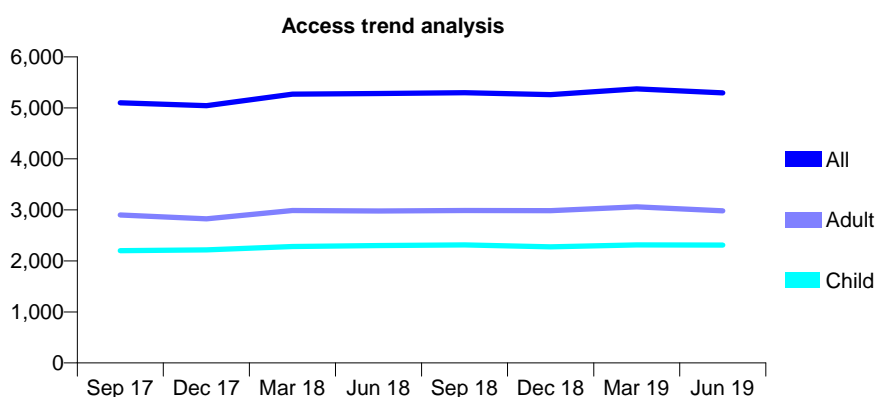
Q69 - Vital Signs At a Glance Contract Report for 140694/0001 - June 2019

Name or company name	Abbey D. Surgery Ltd
Contract type name	GDS Contract
Purpose of contract	General
Contract start date	01/04/2008
Contract end date	

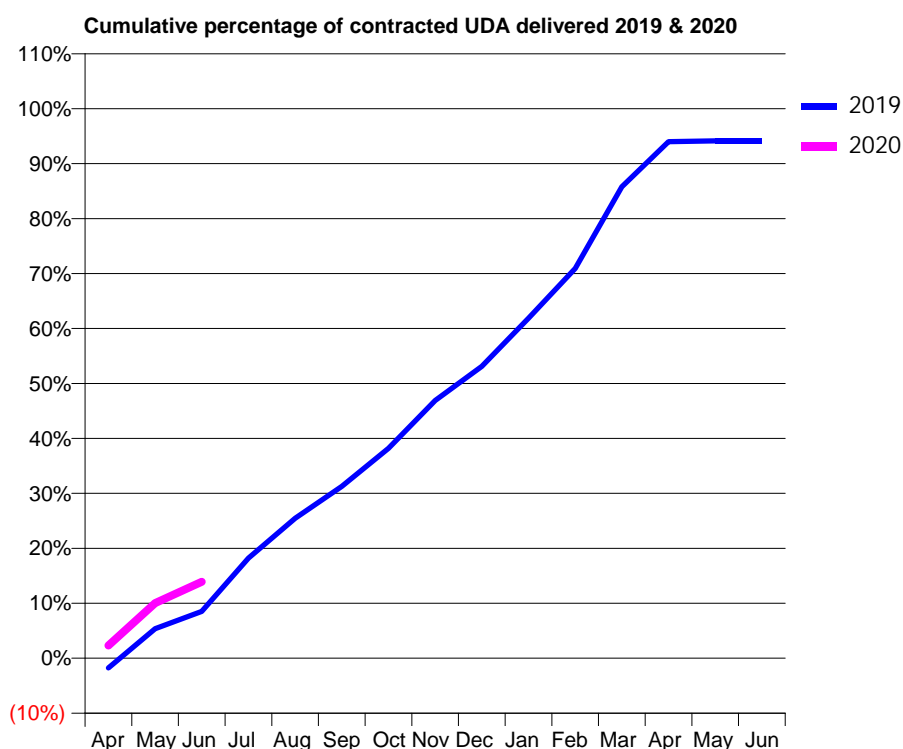
19/20 Contracted general activity (UDA)	15,878
Carry forward general activity (UDA)	0
19/20 Contracted orthodontic activity (UOA)	0
Carry forward orthodontic activity (UOA)	0
Baseline contract value	£466,701.87

ACCESS*

Patients seen in 24 months	Total	Change since previous quarter
Quarter ending June 2018	5,282	
Quarter ending September 2018	5,299	→
Quarter ending December 2018	5,259	→
Quarter ending March 2019	5,373	↑
Quarter ending June 2019	5,292	↓
Variance since June 2018	0.2%	→



ACTIVITY



Month	2019	2020
April	-283	367
May	852	1,595
June	1,353	2,210
July	2,893	
August	4,045	
September	4,966	
October	6,064	
November	7,447	
December	8,433	
January	9,825	
February	11,262	
March	13,619	
April	14,924	
May	14,948	
June	14,948	

QUALITY

	Quantity	Base Number	Contract	AT	Region	England
% of FP17s for the same patient ID Re-attending within 3 months - Children	64	593	10.8%	10.7%	10.6%	11.4%
% of FP17s for the same patient ID Re-attending within 3 months - Adults	163	686	23.8%	14.5%	15.2%	15.4%
% of FP17s for the same patient ID Re-attending between 3 & 9 months - Children	265	593	44.7%	59.2%	62.3%	59.8%
% of FP17s for the same patient ID Re-attending between 3 & 9 months - Adults	159	686	23.2%	49.9%	53.3%	52.1%
% of FP17s for Band 1 Urgent Courses	144	830	17.3%	10.1%	9.7%	9.2%
% of FP17s Relating to Free Repair or Replacements	1	830	0.1%	0.6%	0.6%	0.7%
% of FP17s Relating to Continuations	15	830	1.8%	0.5%	0.8%	0.8%
% of Patients satisfied with the dentistry they have received	4	4	N/A	92.6%	93.4%	93.4%
% of Patients satisfied with the time they had to wait for an appointment	4	4	N/A	85.1%	86.8%	87.6%

* This is based on patients treated on this contract for their most recent course of treatment.

Figures in italics indicate the base number of FP17s or Patient Questionnaire responses are less than 100. N/A is shown where the base number of responses is less than 10 during the period. % is calculated as Quantity/Base number*100

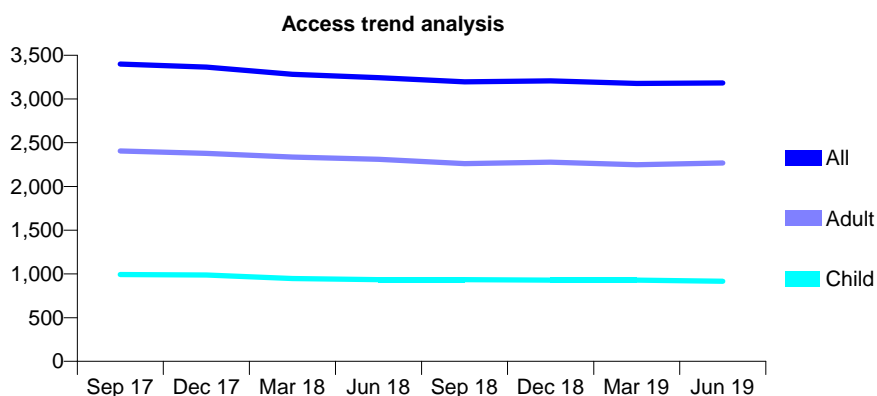
Q69 - Vital Signs At a Glance Contract Report for 142379/0001 - June 2019

Name or company name	Bicester Dental Care
Contract type name	GDS Contract
Purpose of contract	General
Contract start date	01/10/2011
Contract end date	

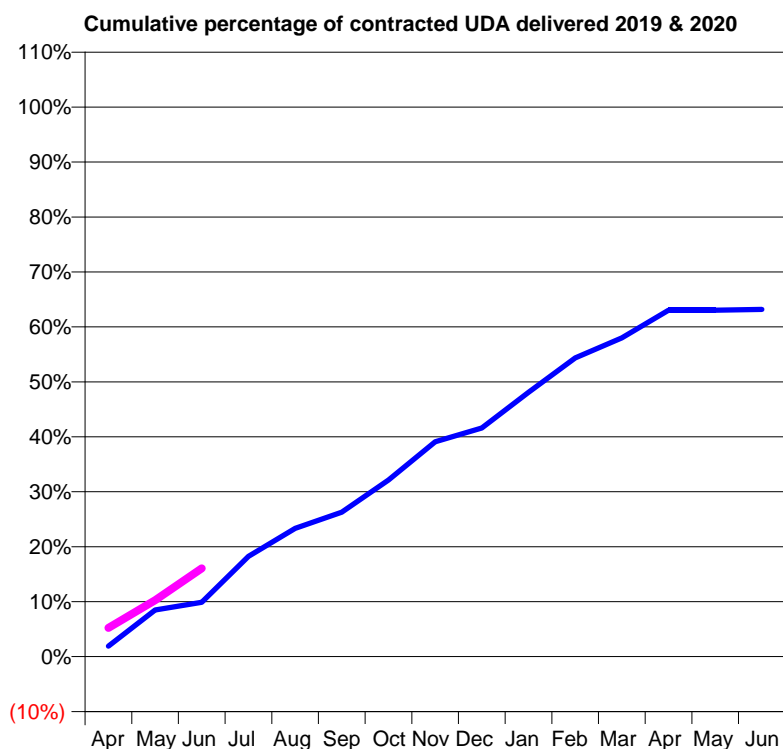
19/20 Contracted general activity (UDA)	9,694
Carry forward general activity (UDA)	0
19/20 Contracted orthodontic activity (UOA)	0
Carry forward orthodontic activity (UOA)	0
Baseline contract value	£254,273.62

ACCESS*

Patients seen in 24 months	Total	Change since previous quarter
Quarter ending June 2018	3,245	
Quarter ending September 2018	3,195	↓
Quarter ending December 2018	3,206	→
Quarter ending March 2019	3,178	→
Quarter ending June 2019	3,184	→
Variance since June 2018	(1.9%)	↓



ACTIVITY



Month	Adjusted Scheduled Activity (UDA)	
	2019	2020
April	241	506
May	1,078	995
June	1,256	1,559
July	2,318	
August	2,966	
September	3,338	
October	4,079	
November	4,965	
December	5,280	
January	6,106	
February	6,903	
March	7,365	
April	8,003	
May	8,002	
June	8,020	

QUALITY

	Quantity	Base Number	Contract	AT	Region	England
% of FP17s for the same patient ID Re-attending within 3 months - Children	17	385	4.4%	10.7%	10.6%	11.4%
% of FP17s for the same patient ID Re-attending within 3 months - Adults	72	812	8.9%	14.5%	15.2%	15.4%
% of FP17s for the same patient ID Re-attending between 3 & 9 months - Children	264	385	68.6%	59.2%	62.3%	59.8%
% of FP17s for the same patient ID Re-attending between 3 & 9 months - Adults	432	812	53.2%	49.9%	53.3%	52.1%
% of FP17s for Band 1 Urgent Courses	47	843	5.6%	10.1%	9.7%	9.2%
% of FP17s Relating to Free Repair or Replacements	2	843	0.2%	0.6%	0.6%	0.7%
% of FP17s Relating to Continuations	0	843	0.0%	0.5%	0.8%	0.8%
% of Patients satisfied with the dentistry they have received	1	2	N/A	92.6%	93.4%	93.4%
% of Patients satisfied with the time they had to wait for an appointment	2	2	N/A	85.1%	86.8%	87.6%

* This is based on patients treated on this contract for their most recent course of treatment. Figures in italics indicate the base number of FP17s or Patient Questionnaire responses are less than 100. N/A is shown where the base number of responses is less than 10 during the period. % is calculated as Quantity/Base number*100

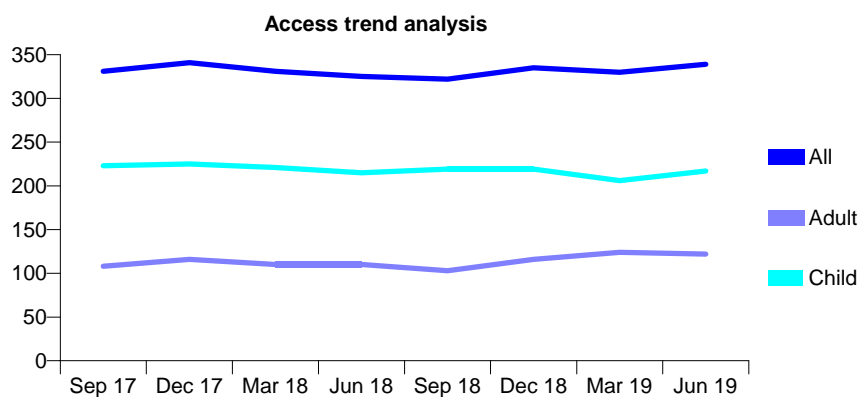
Q69 - Vital Signs At a Glance Contract Report for 143073/0001 - June 2019

Name or company name	MARKET SQUARE DENTAL PRACTICE P
Contract type name	GDS Contract
Purpose of contract	General
Contract start date	03/11/2014
Contract end date	

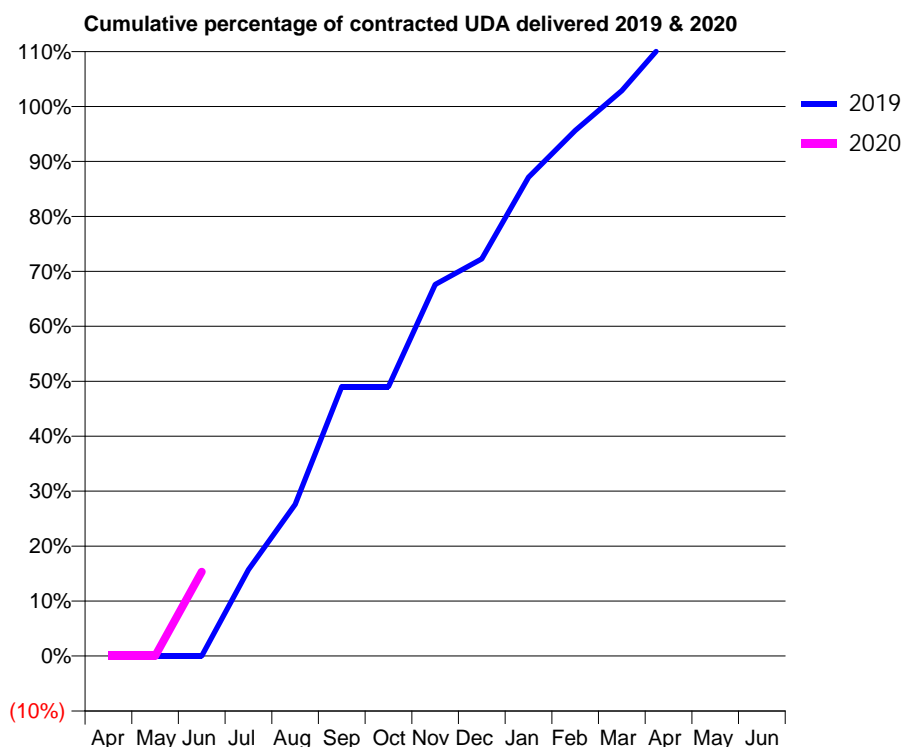
19/20 Contracted general activity (UDA)	648
Carry forward general activity (UDA)	0
19/20 Contracted orthodontic activity (UOA)	0
Carry forward orthodontic activity (UOA)	0
Baseline contract value	£17,465.35

ACCESS*

Patients seen in 24 months	Total	Change since previous quarter
Quarter ending June 2018	325	
Quarter ending September 2018	322	→
Quarter ending December 2018	335	↑
Quarter ending March 2019	330	↓
Quarter ending June 2019	339	↑
Variance since June 2018	4.3%	↑



ACTIVITY



Month	Adjusted Scheduled Activity (UDA)	
	2019	2020
April	0	0
May	0	0
June	0	99
July	102	
August	179	
September	318	
October	318	
November	438	
December	468	
January	564	
February	620	
March	667	
April	730	
May	730	
June	730	

QUALITY

	Quantity	Base Number	Contract	AT	Region	England
% of FP17s for the same patient ID Re-attending within 3 months - Children	3	84	3.6%	10.7%	10.6%	11.4%
% of FP17s for the same patient ID Re-attending within 3 months - Adults	2	22	9.1%	14.5%	15.2%	15.4%
% of FP17s for the same patient ID Re-attending between 3 & 9 months - Children	55	84	65.5%	59.2%	62.3%	59.8%
% of FP17s for the same patient ID Re-attending between 3 & 9 months - Adults	6	22	27.3%	49.9%	53.3%	52.1%
% of FP17s for Band 1 Urgent Courses	2	83	2.4%	10.1%	9.7%	9.2%
% of FP17s Relating to Free Repair or Replacements	0	83	0.0%	0.6%	0.6%	0.7%
% of FP17s Relating to Continuations	2	83	2.4%	0.5%	0.8%	0.8%
% of Patients satisfied with the dentistry they have received	0	0	N/A	92.6%	93.4%	93.4%
% of Patients satisfied with the time they had to wait for an appointment	0	0	N/A	85.1%	86.8%	87.6%

* This is based on patients treated on this contract for their most recent course of treatment. Figures in italics indicate the base number of FP17s or Patient Questionnaire responses are less than 100. N/A is shown where the base number of responses is less than 10 during the period. % is calculated as Quantity/Base number*100

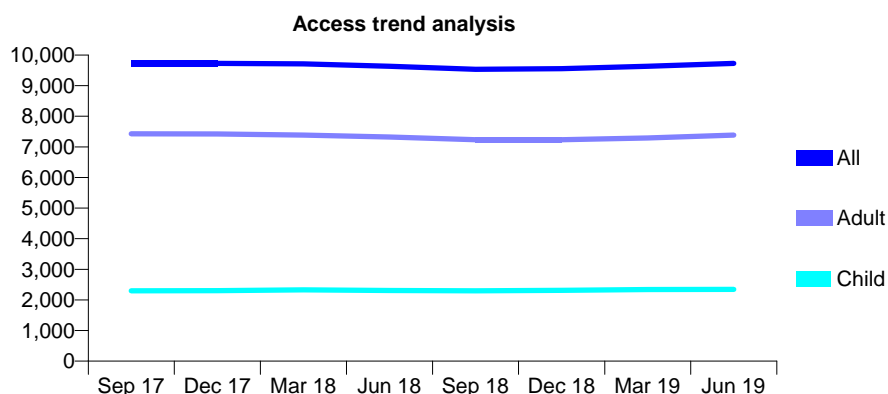
Q69 - Vital Signs At a Glance Contract Report for 143367/0001 - June 2019

Name or company name	Bloxdent Ltd
Contract type name	GDS Contract
Purpose of contract	General
Contract start date	01/01/2010
Contract end date	

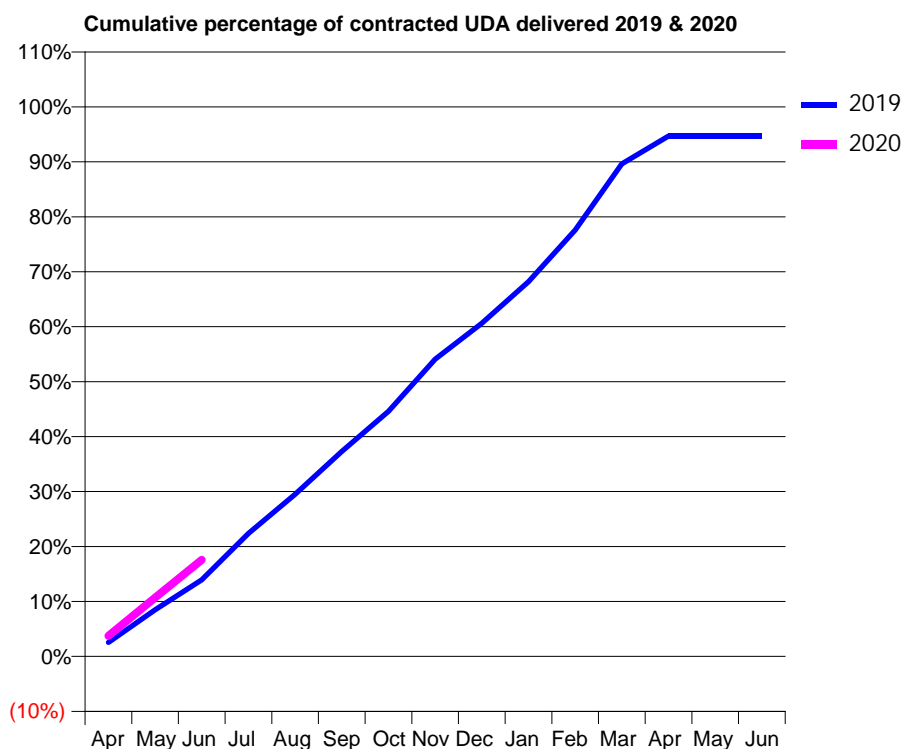
19/20 Contracted general activity (UDA)	25,812
Carry forward general activity (UDA)	0
19/20 Contracted orthodontic activity (UOA)	0
Carry forward orthodontic activity (UOA)	0
Baseline contract value	£671,998.56

ACCESS*

Patients seen in 24 months	Total	Change since previous quarter
Quarter ending June 2018	9,630	
Quarter ending September 2018	9,536	→
Quarter ending December 2018	9,554	→
Quarter ending March 2019	9,634	→
Quarter ending June 2019	9,727	→
Variance since June 2018	1.0%	→



ACTIVITY



Month	Adjusted Scheduled Activity (UDA)	
	2019	2020
April	662	965
May	2,194	2,767
June	3,601	4,536
July	5,781	
August	7,617	
September	9,627	
October	11,511	
November	13,964	
December	15,646	
January	17,599	
February	20,026	
March	23,133	
April	24,442	
May	24,447	
June	24,439	

QUALITY

	Quantity	Base Number	Contract	AT	Region	England
% of FP17s for the same patient ID Re-attending within 3 months - Children	49	885	5.5%	10.7%	10.6%	11.4%
% of FP17s for the same patient ID Re-attending within 3 months - Adults	327	2,429	13.5%	14.5%	15.2%	15.4%
% of FP17s for the same patient ID Re-attending between 3 & 9 months - Children	583	885	65.9%	59.2%	62.3%	59.8%
% of FP17s for the same patient ID Re-attending between 3 & 9 months - Adults	1,365	2,429	56.2%	49.9%	53.3%	52.1%
% of FP17s for Band 1 Urgent Courses	216	2,583	8.4%	10.1%	9.7%	9.2%
% of FP17s Relating to Free Repair or Replacements	48	2,583	1.9%	0.6%	0.6%	0.7%
% of FP17s Relating to Continuations	15	2,583	0.6%	0.5%	0.8%	0.8%
% of Patients satisfied with the dentistry they have received	8	8	N/A	92.6%	93.4%	93.4%
% of Patients satisfied with the time they had to wait for an appointment	6	8	N/A	85.1%	86.8%	87.6%

* This is based on patients treated on this contract for their most recent course of treatment. Figures in italics indicate the base number of FP17s or Patient Questionnaire responses are less than 100. N/A is shown where the base number of responses is less than 10 during the period. % is calculated as Quantity/Base number*100

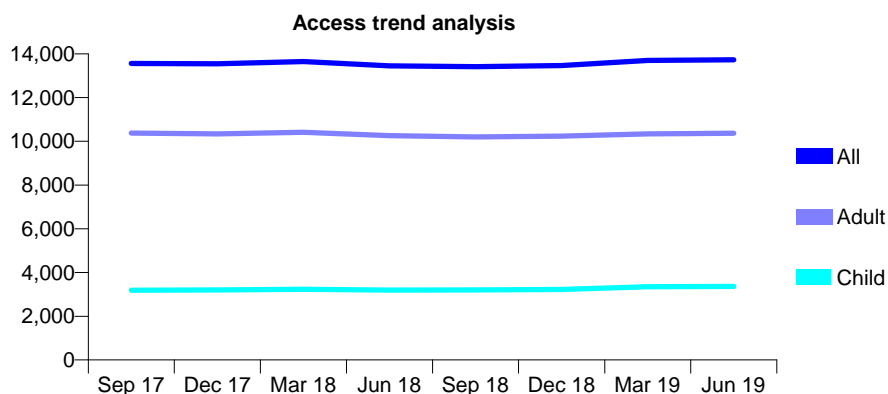
Q69 - Vital Signs At a Glance Contract Report for 143367/0002 - June 2019

Name or company name	Bloxdent Ltd
Contract type name	GDS Contract
Purpose of contract	General
Contract start date	01/01/2010
Contract end date	

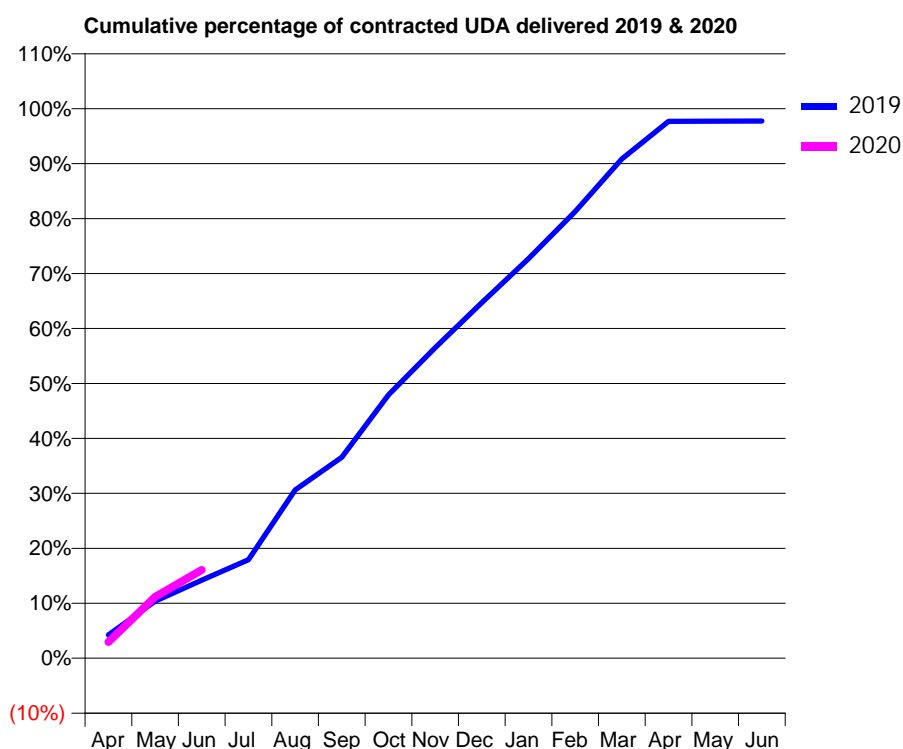
19/20 Contracted general activity (UDA)	35,340
Carry forward general activity (UDA)	0
19/20 Contracted orthodontic activity (UOA)	0
Carry forward orthodontic activity (UOA)	0
Baseline contract value	£864,905.95

ACCESS*

Patients seen in 24 months	Total	Change since previous quarter
Quarter ending June 2018	13,451	
Quarter ending September 2018	13,410	→
Quarter ending December 2018	13,465	→
Quarter ending March 2019	13,696	→
Quarter ending June 2019	13,730	→
Variance since June 2018	2.1%	↑



ACTIVITY



Month	2019	2020
April	1,492	1,044
May	3,670	3,952
June	5,022	5,672
July	6,332	
August	10,821	
September	12,916	
October	16,934	
November	19,967	
December	22,872	
January	25,699	
February	28,737	
March	32,100	
April	34,522	
May	34,534	
June	34,539	

QUALITY

	Quantity	Base Number	Contract	AT	Region	England
% of FP17s for the same patient ID Re-attending within 3 months - Children	96	1,261	7.6%	10.7%	10.6%	11.4%
% of FP17s for the same patient ID Re-attending within 3 months - Adults	488	3,564	13.7%	14.5%	15.2%	15.4%
% of FP17s for the same patient ID Re-attending between 3 & 9 months - Children	803	1,261	63.7%	59.2%	62.3%	59.8%
% of FP17s for the same patient ID Re-attending between 3 & 9 months - Adults	2,209	3,564	62.0%	49.9%	53.3%	52.1%
% of FP17s for Band 1 Urgent Courses	332	3,495	9.5%	10.1%	9.7%	9.2%
% of FP17s Relating to Free Repair or Replacements	46	3,495	1.3%	0.6%	0.6%	0.7%
% of FP17s Relating to Continuations	18	3,495	0.5%	0.5%	0.8%	0.8%
% of Patients satisfied with the dentistry they have received	9	9	N/A	92.6%	93.4%	93.4%
% of Patients satisfied with the time they had to wait for an appointment	9	9	N/A	85.1%	86.8%	87.6%

* This is based on patients treated on this contract for their most recent course of treatment.

Figures in italics indicate the base number of FP17s or Patient Questionnaire responses are less than 100. N/A is shown where the base number of responses is less than 10 during the period. % is calculated as Quantity/Base number*100

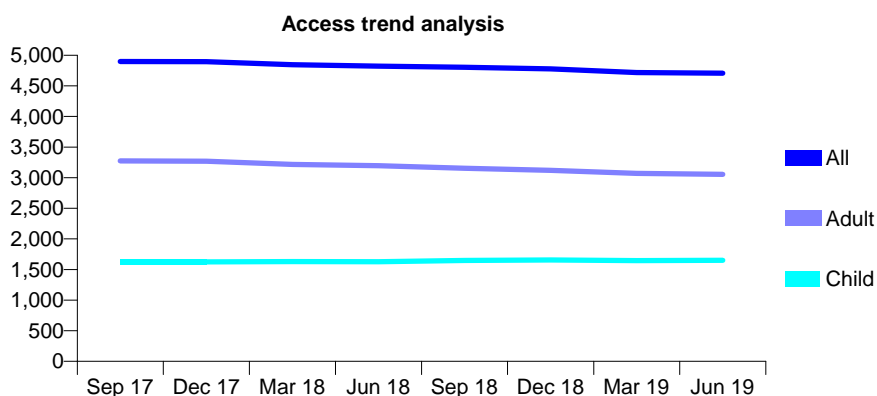
Q69 - Vital Signs At a Glance Contract Report for 145971/0001 - June 2019

Name or company name	Gill Brothers Dental Surgeries Ltd
Contract type name	GDS Contract
Purpose of contract	General
Contract start date	05/05/2009
Contract end date	

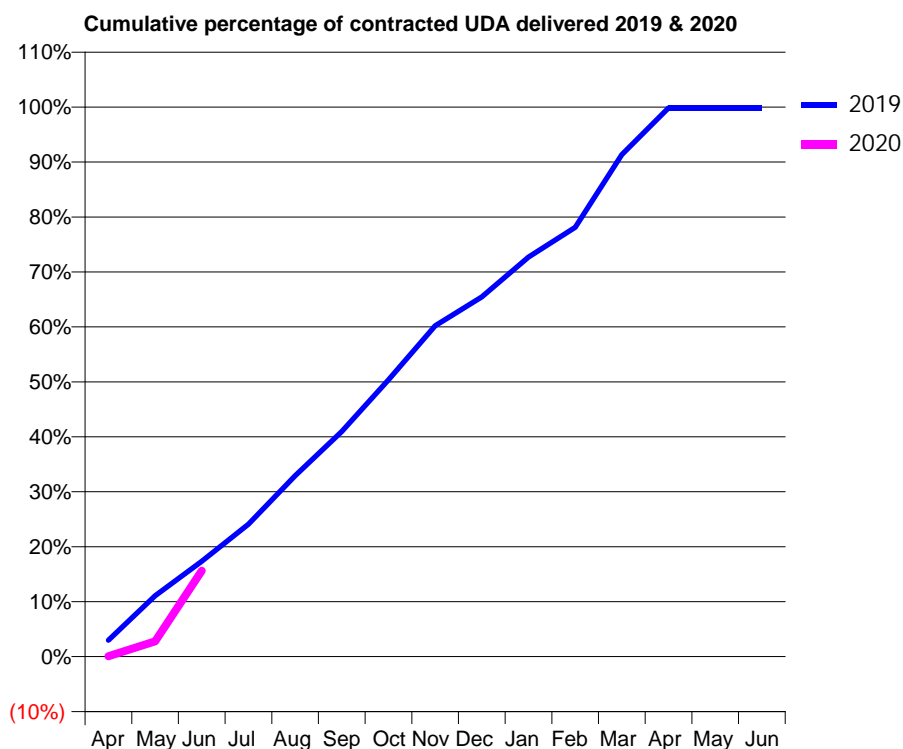
19/20 Contracted general activity (UDA)	16,940
Carry forward general activity (UDA)	0
19/20 Contracted orthodontic activity (UOA)	0
Carry forward orthodontic activity (UOA)	0
Baseline contract value	£451,325.29

ACCESS*

Patients seen in 24 months	Total	Change since previous quarter
Quarter ending June 2018	4,822	
Quarter ending September 2018	4,802	→
Quarter ending December 2018	4,778	→
Quarter ending March 2019	4,717	↓
Quarter ending June 2019	4,707	→
Variance since June 2018	(2.4%)	↓



ACTIVITY



Month	Adjusted Scheduled Activity (UDA)	
	2019	2020
April	506	14
May	1,879	471
June	2,937	2,648
July	4,083	
August	5,576	
September	6,935	
October	8,534	
November	10,199	
December	11,091	
January	12,316	
February	13,236	
March	15,477	
April	16,916	
May	16,916	
June	16,916	

QUALITY

	Quantity	Base Number	Contract	AT	Region	England
% of FP17s for the same patient ID Re-attending within 3 months - Children	23	479	4.8%	10.7%	10.6%	11.4%
% of FP17s for the same patient ID Re-attending within 3 months - Adults	74	876	8.4%	14.5%	15.2%	15.4%
% of FP17s for the same patient ID Re-attending between 3 & 9 months - Children	281	479	58.7%	59.2%	62.3%	59.8%
% of FP17s for the same patient ID Re-attending between 3 & 9 months - Adults	496	876	56.6%	49.9%	53.3%	52.1%
% of FP17s for Band 1 Urgent Courses	129	1,184	10.9%	10.1%	9.7%	9.2%
% of FP17s Relating to Free Repair or Replacements	5	1,184	0.4%	0.6%	0.6%	0.7%
% of FP17s Relating to Continuations	8	1,184	0.7%	0.5%	0.8%	0.8%
% of Patients satisfied with the dentistry they have received	1	2	N/A	92.6%	93.4%	93.4%
% of Patients satisfied with the time they had to wait for an appointment	0	2	N/A	85.1%	86.8%	87.6%

* This is based on patients treated on this contract for their most recent course of treatment. Figures in italics indicate the base number of FP17s or Patient Questionnaire responses are less than 100. N/A is shown where the base number of responses is less than 10 during the period. % is calculated as Quantity/Base number*100

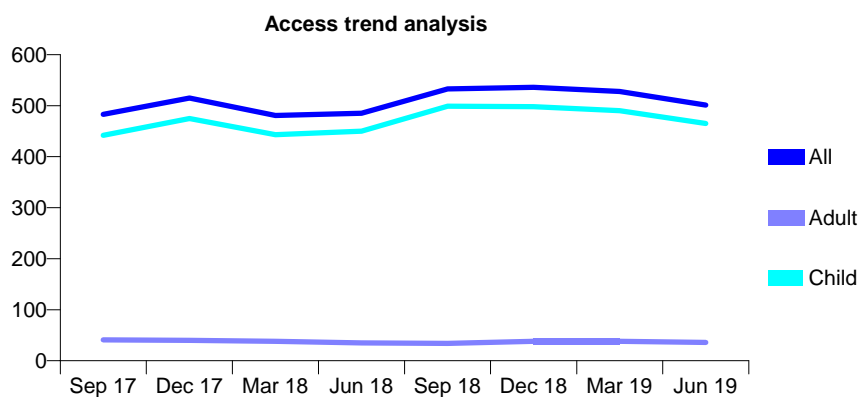
Q69 - Vital Signs At a Glance Contract Report for 147451/0001 - June 2019

Name or company name	Halldent Ltd
Contract type name	GDS Contract
Purpose of contract	General
Contract start date	01/01/2007
Contract end date	

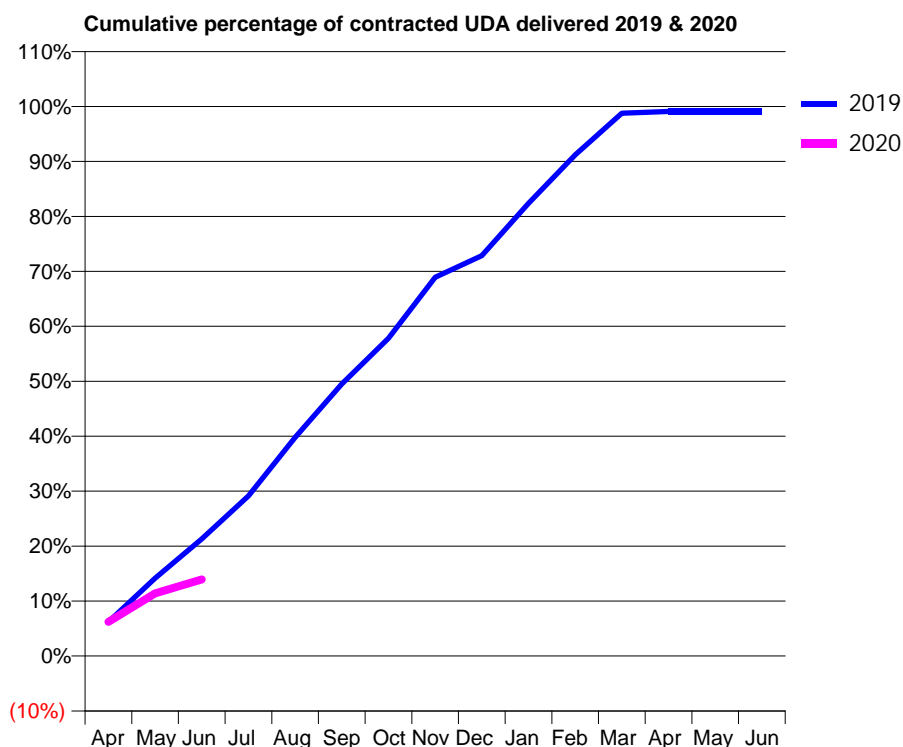
19/20 Contracted general activity (UDA)	1,300
Carry forward general activity (UDA)	0
19/20 Contracted orthodontic activity (UOA)	0
Carry forward orthodontic activity (UOA)	0
Baseline contract value	£37,909.95

ACCESS*

Patients seen in 24 months	Total	Change since previous quarter
Quarter ending June 2018	485	
Quarter ending September 2018	533	↑
Quarter ending December 2018	536	→
Quarter ending March 2019	528	↓
Quarter ending June 2019	501	↓
Variance since June 2018	3.3%	↑



ACTIVITY



Month	Adjusted Scheduled Activity (UDA)	
	2019	2020
April	81	81
May	184	148
June	277	181
July	379	
August	517	
September	643	
October	752	
November	896	
December	947	
January	1,071	
February	1,186	
March	1,284	
April	1,288	
May	1,288	
June	1,288	

QUALITY

	Quantity	Base Number	Contract	AT	Region	England
% of FP17s for the same patient ID Re-attending within 3 months - Children	12	139	8.6%	10.7%	10.6%	11.4%
% of FP17s for the same patient ID Re-attending within 3 months - Adults	0	0	N/A	14.5%	15.2%	15.4%
% of FP17s for the same patient ID Re-attending between 3 & 9 months - Children	108	139	77.7%	59.2%	62.3%	59.8%
% of FP17s for the same patient ID Re-attending between 3 & 9 months - Adults	0	0	N/A	49.9%	53.3%	52.1%
% of FP17s for Band 1 Urgent Courses	1	137	0.7%	10.1%	9.7%	9.2%
% of FP17s Relating to Free Repair or Replacements	0	137	0.0%	0.6%	0.6%	0.7%
% of FP17s Relating to Continuations	1	137	0.7%	0.5%	0.8%	0.8%
% of Patients satisfied with the dentistry they have received	0	0	N/A	92.6%	93.4%	93.4%
% of Patients satisfied with the time they had to wait for an appointment	0	0	N/A	85.1%	86.8%	87.6%

* This is based on patients treated on this contract for their most recent course of treatment. Figures in italics indicate the base number of FP17s or Patient Questionnaire responses are less than 100. N/A is shown where the base number of responses is less than 10 during the period. % is calculated as Quantity/Base number*100

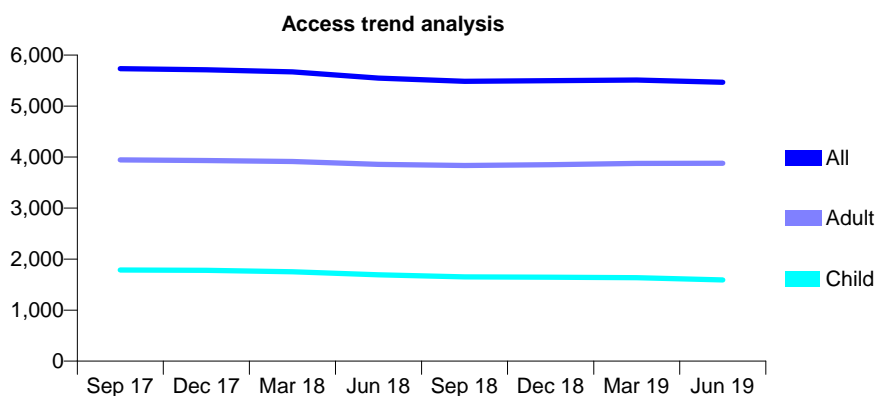
Q69 - Vital Signs At a Glance Contract Report for 148318/0001 - June 2019

Name or company name	Forlon Dental Surgeries Limited
Contract type name	GDS Contract
Purpose of contract	General
Contract start date	01/04/2006
Contract end date	

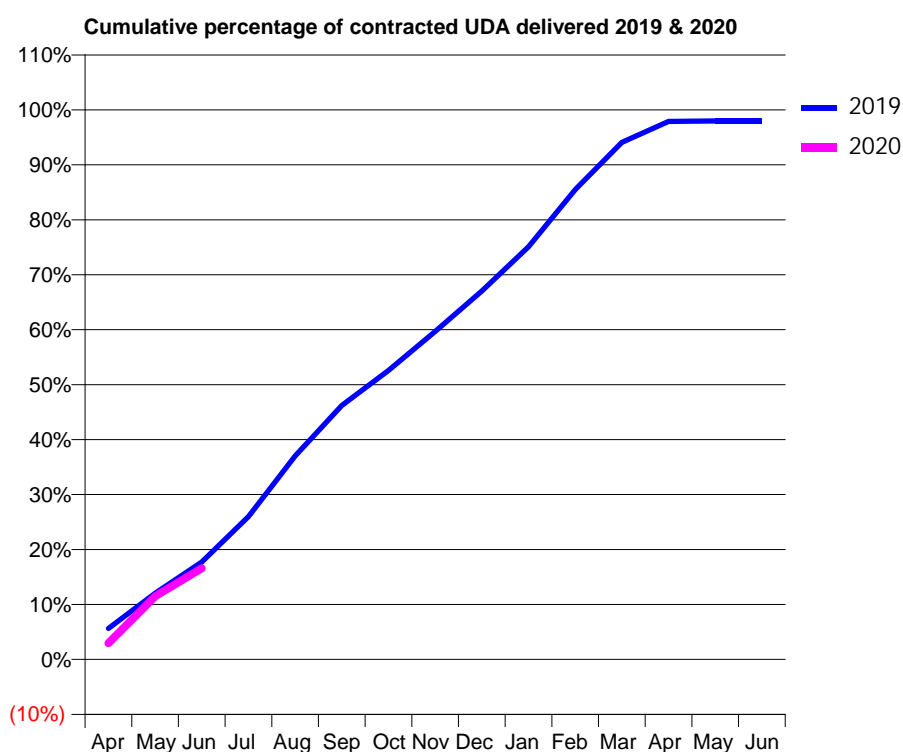
19/20 Contracted general activity (UDA)	12,550
Carry forward general activity (UDA)	0
19/20 Contracted orthodontic activity (UOA)	0
Carry forward orthodontic activity (UOA)	0
Baseline contract value	£302,984.34

ACCESS*

Patients seen in 24 months	Total	Change since previous quarter
Quarter ending June 2018	5,550	
Quarter ending September 2018	5,486	↓
Quarter ending December 2018	5,496	→
Quarter ending March 2019	5,511	→
Quarter ending June 2019	5,469	→
Variance since June 2018	(1.5%)	↓



ACTIVITY



Month	2019	2020
April	709	374
May	1,512	1,443
June	2,224	2,080
July	3,264	
August	4,650	
September	5,798	
October	6,597	
November	7,491	
December	8,412	
January	9,425	
February	10,727	
March	11,804	
April	12,285	
May	12,295	
June	12,297	

QUALITY

	Quantity	Base Number	Contract	AT	Region	England
% of FP17s for the same patient ID Re-attending within 3 months - Children	22	450	4.9%	10.7%	10.6%	11.4%
% of FP17s for the same patient ID Re-attending within 3 months - Adults	150	1,054	14.2%	14.5%	15.2%	15.4%
% of FP17s for the same patient ID Re-attending between 3 & 9 months - Children	212	450	47.1%	59.2%	62.3%	59.8%
% of FP17s for the same patient ID Re-attending between 3 & 9 months - Adults	484	1,054	45.9%	49.9%	53.3%	52.1%
% of FP17s for Band 1 Urgent Courses	96	1,123	8.5%	10.1%	9.7%	9.2%
% of FP17s Relating to Free Repair or Replacements	19	1,123	1.7%	0.6%	0.6%	0.7%
% of FP17s Relating to Continuations	5	1,123	0.4%	0.5%	0.8%	0.8%
% of Patients satisfied with the dentistry they have received	3	4	N/A	92.6%	93.4%	93.4%
% of Patients satisfied with the time they had to wait for an appointment	4	4	N/A	85.1%	86.8%	87.6%

* This is based on patients treated on this contract for their most recent course of treatment. Figures in italics indicate the base number of FP17s or Patient Questionnaire responses are less than 100. N/A is shown where the base number of responses is less than 10 during the period. % is calculated as Quantity/Base number*100

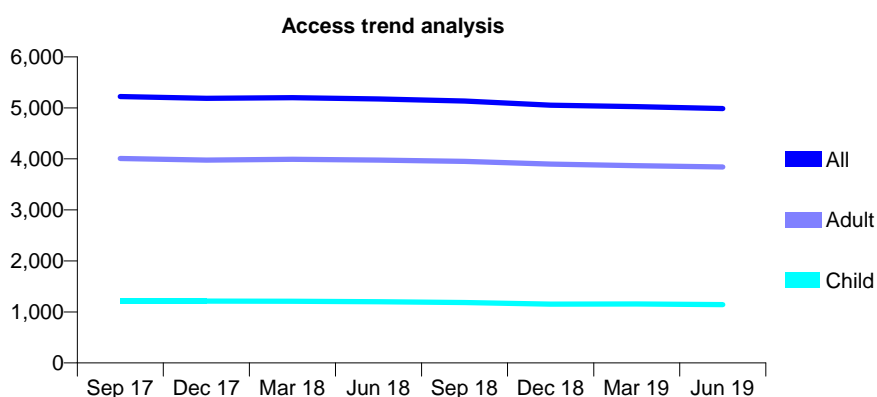
Q69 - Vital Signs At a Glance Contract Report for 149500/0001 - June 2019

Name or company name	OPTIMA CARE (HW) LTD
Contract type name	GDS Contract
Purpose of contract	General
Contract start date	01/11/2012
Contract end date	

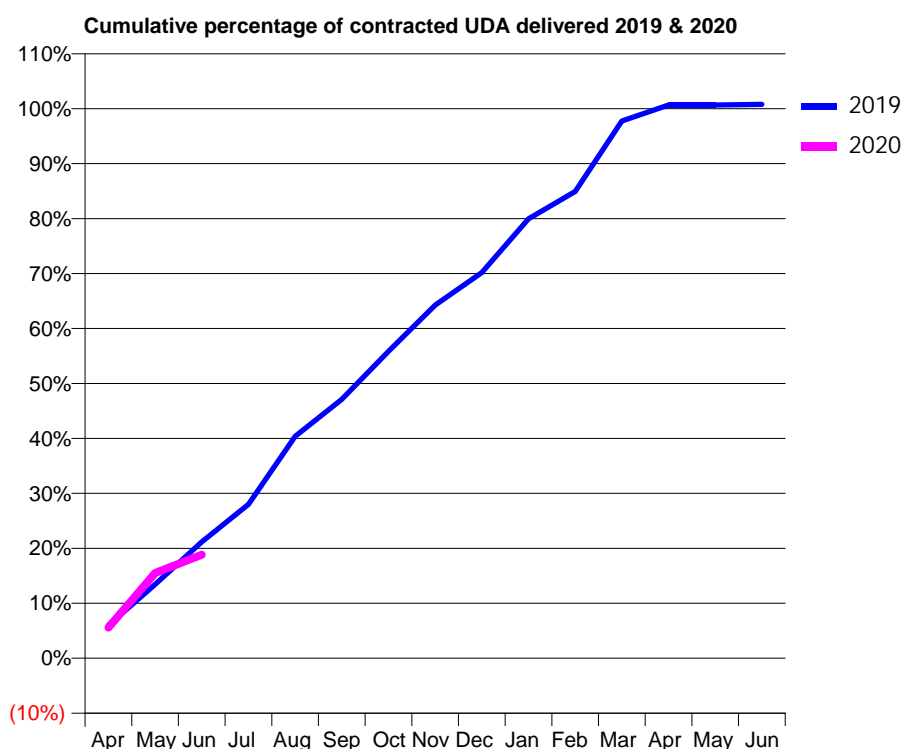
19/20 Contracted general activity (UDA)	13,444
Carry forward general activity (UDA)	0
19/20 Contracted orthodontic activity (UOA)	0
Carry forward orthodontic activity (UOA)	0
Baseline contract value	£327,988.62

ACCESS*

Patients seen in 24 months	Total	Change since previous quarter
Quarter ending June 2018	5,176	
Quarter ending September 2018	5,134	→
Quarter ending December 2018	5,052	↓
Quarter ending March 2019	5,024	→
Quarter ending June 2019	4,987	→
Variance since June 2018	(3.7%)	↓



ACTIVITY



Month	2019	2020
April	806	748
May	1,808	2,086
June	2,844	2,531
July	3,766	
August	5,430	
September	6,335	
October	7,509	
November	8,642	
December	9,433	
January	10,749	
February	11,418	
March	13,138	
April	13,532	
May	13,532	
June	13,549	

QUALITY

	Quantity	Base Number	Contract	AT	Region	England
% of FP17s for the same patient ID Re-attending within 3 months - Children	15	403	3.7%	10.7%	10.6%	11.4%
% of FP17s for the same patient ID Re-attending within 3 months - Adults	94	1,167	8.1%	14.5%	15.2%	15.4%
% of FP17s for the same patient ID Re-attending between 3 & 9 months - Children	270	403	67.0%	59.2%	62.3%	59.8%
% of FP17s for the same patient ID Re-attending between 3 & 9 months - Adults	658	1,167	56.4%	49.9%	53.3%	52.1%
% of FP17s for Band 1 Urgent Courses	56	1,285	4.4%	10.1%	9.7%	9.2%
% of FP17s Relating to Free Repair or Replacements	1	1,285	0.1%	0.6%	0.6%	0.7%
% of FP17s Relating to Continuations	1	1,285	0.1%	0.5%	0.8%	0.8%
% of Patients satisfied with the dentistry they have received	4	4	N/A	92.6%	93.4%	93.4%
% of Patients satisfied with the time they had to wait for an appointment	4	4	N/A	85.1%	86.8%	87.6%

* This is based on patients treated on this contract for their most recent course of treatment. Figures in italics indicate the base number of FP17s or Patient Questionnaire responses are less than 100. N/A is shown where the base number of responses is less than 10 during the period. % is calculated as Quantity/Base number*100

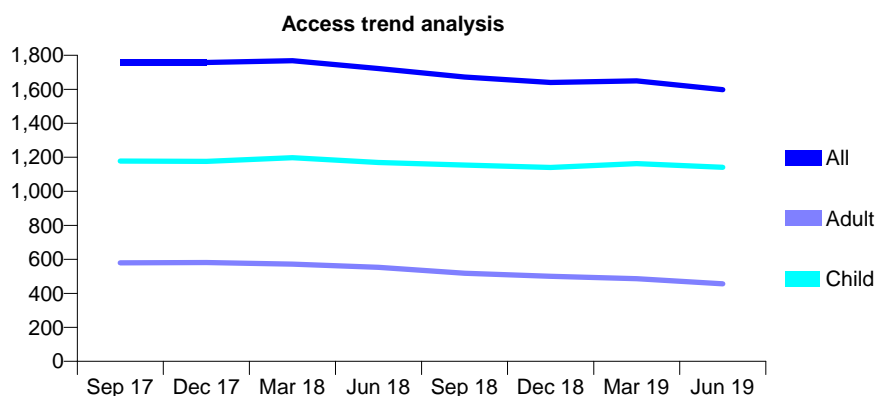
Q69 - Vital Signs At a Glance Contract Report for 151343/0001 - June 2019

Name or company name	York House Dental Practice
Contract type name	GDS Contract
Purpose of contract	General
Contract start date	01/05/2012
Contract end date	

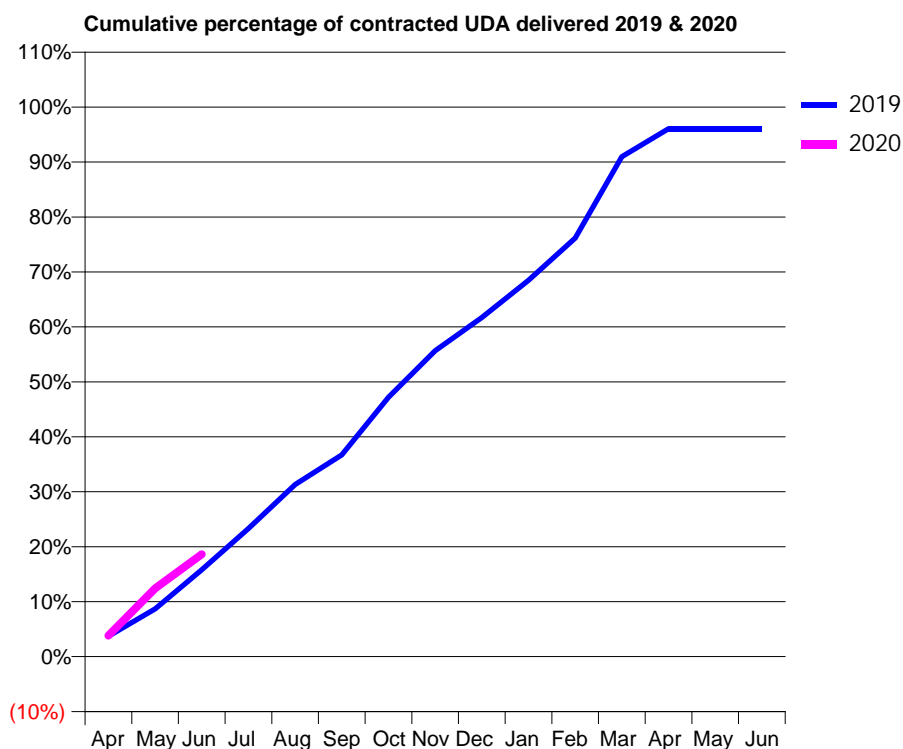
19/20 Contracted general activity (UDA)	3,800
Carry forward general activity (UDA)	0
19/20 Contracted orthodontic activity (UOA)	0
Carry forward orthodontic activity (UOA)	0
Baseline contract value	£94,382.25

ACCESS*

Patients seen in 24 months	Total	Change since previous quarter
Quarter ending June 2018	1,722	
Quarter ending September 2018	1,672	↓
Quarter ending December 2018	1,640	↓
Quarter ending March 2019	1,649	→
Quarter ending June 2019	1,597	↓
Variance since June 2018	(7.3%)	↓



ACTIVITY



Month	Adjusted Scheduled Activity (UDA)	
	2019	2020
April	141	145
May	330	473
June	601	708
July	886	
August	1,190	
September	1,395	
October	1,793	
November	2,116	
December	2,345	
January	2,602	
February	2,894	
March	3,457	
April	3,651	
May	3,651	
June	3,651	

QUALITY

	Quantity	Base Number	Contract	AT	Region	England
% of FP17s for the same patient ID Re-attending within 3 months - Children	43	476	9.0%	10.7%	10.6%	11.4%
% of FP17s for the same patient ID Re-attending within 3 months - Adults	16	121	13.2%	14.5%	15.2%	15.4%
% of FP17s for the same patient ID Re-attending between 3 & 9 months - Children	314	476	66.0%	59.2%	62.3%	59.8%
% of FP17s for the same patient ID Re-attending between 3 & 9 months - Adults	75	121	62.0%	49.9%	53.3%	52.1%
% of FP17s for Band 1 Urgent Courses	21	464	4.5%	10.1%	9.7%	9.2%
% of FP17s Relating to Free Repair or Replacements	0	464	0.0%	0.6%	0.6%	0.7%
% of FP17s Relating to Continuations	14	464	3.0%	0.5%	0.8%	0.8%
% of Patients satisfied with the dentistry they have received	1	1	N/A	92.6%	93.4%	93.4%
% of Patients satisfied with the time they had to wait for an appointment	1	1	N/A	85.1%	86.8%	87.6%

* This is based on patients treated on this contract for their most recent course of treatment. Figures in italics indicate the base number of FP17s or Patient Questionnaire responses are less than 100. N/A is shown where the base number of responses is less than 10 during the period. % is calculated as Quantity/Base number*100

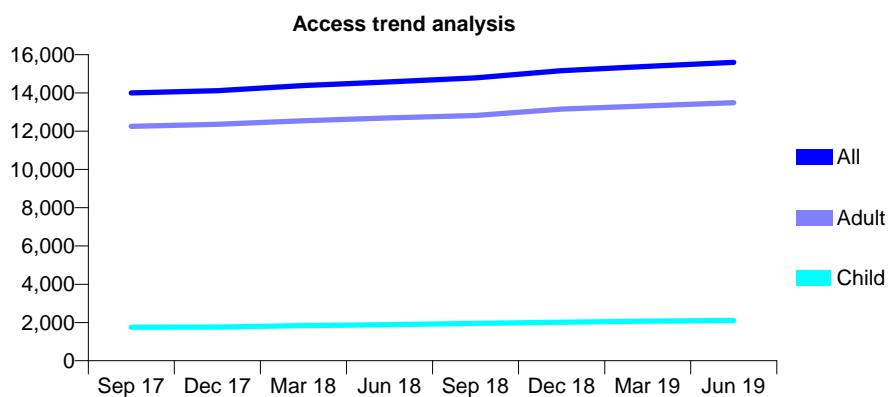
Q69 - Vital Signs At a Glance Contract Report for 152234/0001 - June 2019

Name or company name	Studental Ltd
Contract type name	GDS Contract
Purpose of contract	General
Contract start date	01/04/2009
Contract end date	

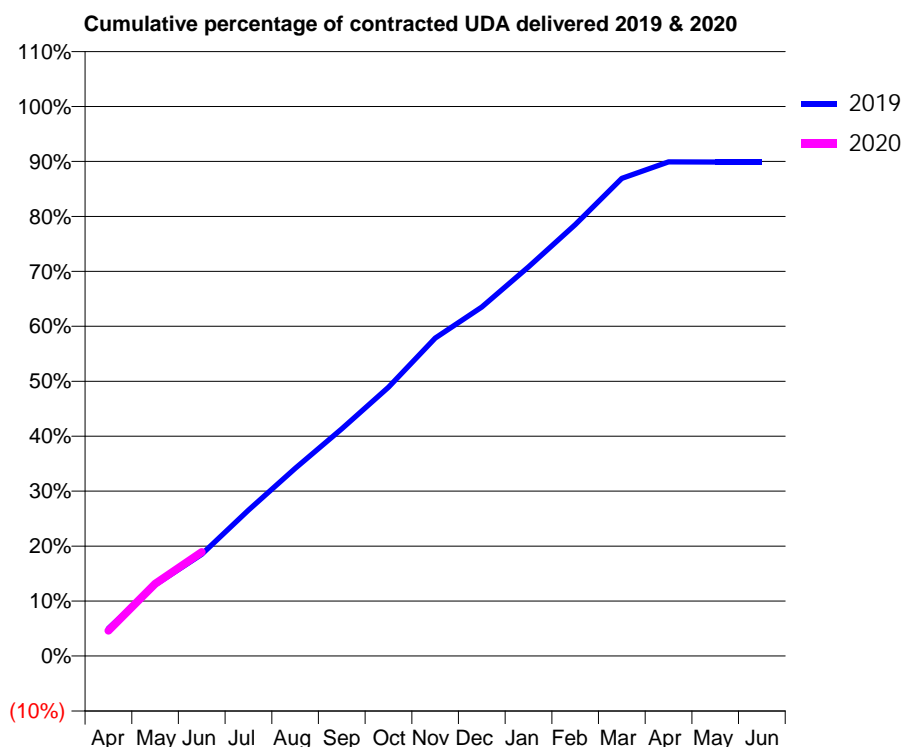
19/20 Contracted general activity (UDA)	34,000
Carry forward general activity (UDA)	0
19/20 Contracted orthodontic activity (UOA)	0
Carry forward orthodontic activity (UOA)	0
Baseline contract value	£893,570.48

ACCESS*

Patients seen in 24 months	Total	Change since previous quarter
Quarter ending June 2018	14,575	
Quarter ending September 2018	14,781	→
Quarter ending December 2018	15,165	↑
Quarter ending March 2019	15,389	→
Quarter ending June 2019	15,596	→
Variance since June 2018	7.0%	↑



ACTIVITY



Month	Adjusted Scheduled Activity (UDA)	
	2019	2020
April	1,712	1,572
May	4,402	4,464
June	6,290	6,429
July	9,033	
August	11,616	
September	14,053	
October	16,626	
November	19,665	
December	21,585	
January	24,071	
February	26,691	
March	29,552	
April	30,573	
May	30,553	
June	30,563	

QUALITY

	Quantity	Base Number	Contract	AT	Region	England
% of FP17s for the same patient ID Re-attending within 3 months - Children	66	768	8.6%	10.7%	10.6%	11.4%
% of FP17s for the same patient ID Re-attending within 3 months - Adults	311	3,263	9.5%	14.5%	15.2%	15.4%
% of FP17s for the same patient ID Re-attending between 3 & 9 months - Children	410	768	53.4%	59.2%	62.3%	59.8%
% of FP17s for the same patient ID Re-attending between 3 & 9 months - Adults	1,218	3,263	37.3%	49.9%	53.3%	52.1%
% of FP17s for Band 1 Urgent Courses	369	3,448	10.7%	10.1%	9.7%	9.2%
% of FP17s Relating to Free Repair or Replacements	30	3,448	0.9%	0.6%	0.6%	0.7%
% of FP17s Relating to Continuations	12	3,448	0.3%	0.5%	0.8%	0.8%
% of Patients satisfied with the dentistry they have received	3	3	N/A	92.6%	93.4%	93.4%
% of Patients satisfied with the time they had to wait for an appointment	3	3	N/A	85.1%	86.8%	87.6%

* This is based on patients treated on this contract for their most recent course of treatment. Figures in italics indicate the base number of FP17s or Patient Questionnaire responses are less than 100. N/A is shown where the base number of responses is less than 10 during the period. % is calculated as Quantity/Base number*100

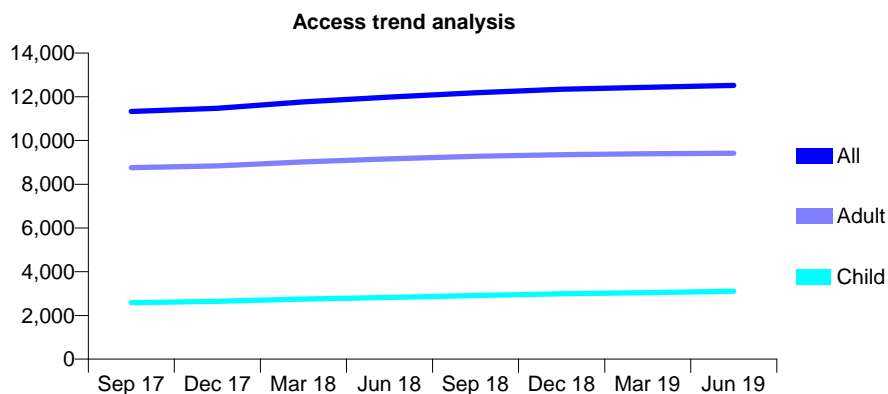
Q69 - Vital Signs At a Glance Contract Report for 152552/0001 - June 2019

Name or company name	Ahmed Aleishaker and Dinah Alshamma
Contract type name	GDS Contract
Purpose of contract	General
Contract start date	01/08/2015
Contract end date	

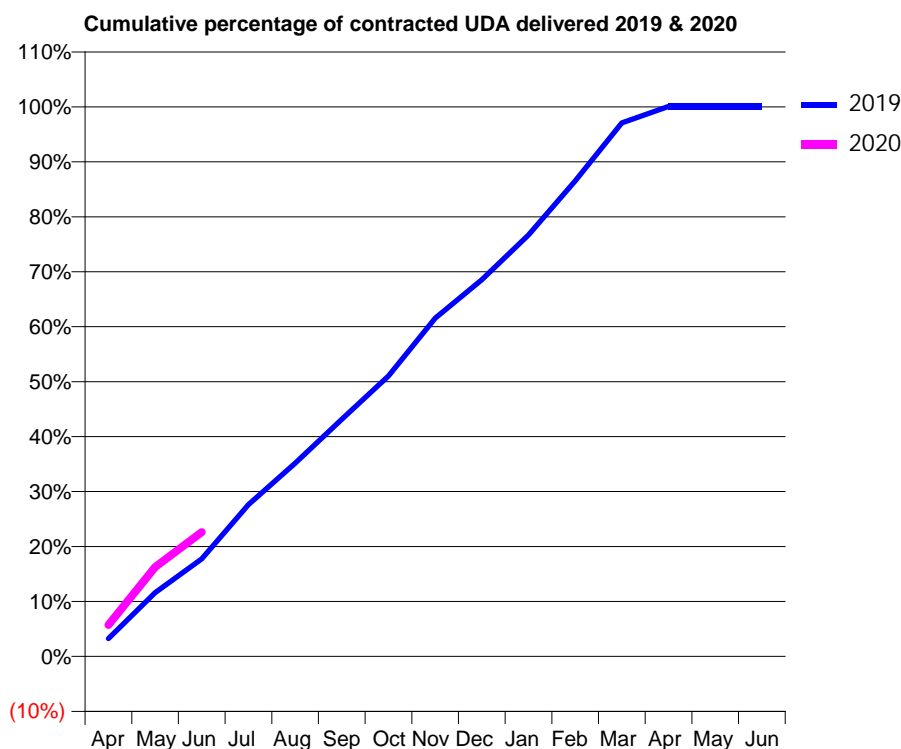
19/20 Contracted general activity (UDA)	27,953
Carry forward general activity (UDA)	0
19/20 Contracted orthodontic activity (UOA)	0
Carry forward orthodontic activity (UOA)	0
Baseline contract value	£746,739.43

ACCESS*

Patients seen in 24 months	Total	Change since previous quarter
Quarter ending June 2018	11,984	
Quarter ending September 2018	12,184	→
Quarter ending December 2018	12,343	→
Quarter ending March 2019	12,438	→
Quarter ending June 2019	12,521	→
Variance since June 2018	4.5%	↑



ACTIVITY



Month	2019	2020
April	996	1,597
May	3,568	4,551
June	5,458	6,327
July	8,491	
August	10,818	
September	13,259	
October	15,694	
November	18,928	
December	21,072	
January	23,581	
February	26,609	
March	29,847	
April	30,770	
May	30,770	
June	30,770	

QUALITY

	Quantity	Base Number	Contract	AT	Region	England
% of FP17s for the same patient ID Re-attending within 3 months - Children	50	1,049	4.8%	10.7%	10.6%	11.4%
% of FP17s for the same patient ID Re-attending within 3 months - Adults	361	2,948	12.2%	14.5%	15.2%	15.4%
% of FP17s for the same patient ID Re-attending between 3 & 9 months - Children	676	1,049	64.4%	59.2%	62.3%	59.8%
% of FP17s for the same patient ID Re-attending between 3 & 9 months - Adults	1,797	2,948	61.0%	49.9%	53.3%	52.1%
% of FP17s for Band 1 Urgent Courses	227	3,466	6.5%	10.1%	9.7%	9.2%
% of FP17s Relating to Free Repair or Replacements	16	3,466	0.5%	0.6%	0.6%	0.7%
% of FP17s Relating to Continuations	24	3,466	0.7%	0.5%	0.8%	0.8%
% of Patients satisfied with the dentistry they have received	5	5	N/A	92.6%	93.4%	93.4%
% of Patients satisfied with the time they had to wait for an appointment	4	5	N/A	85.1%	86.8%	87.6%

* This is based on patients treated on this contract for their most recent course of treatment. Figures in italics indicate the base number of FP17s or Patient Questionnaire responses are less than 100. N/A is shown where the base number of responses is less than 10 during the period. % is calculated as Quantity/Base number*100

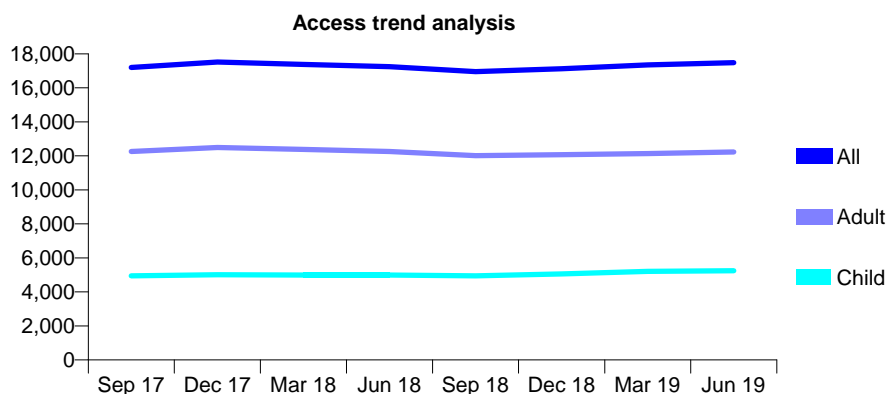
Q69 - Vital Signs At a Glance Contract Report for 153389/0001 - June 2019

Name or company name	Smile Care (Dental) Ltd
Contract type name	GDS Contract
Purpose of contract	General
Contract start date	10/03/2008
Contract end date	

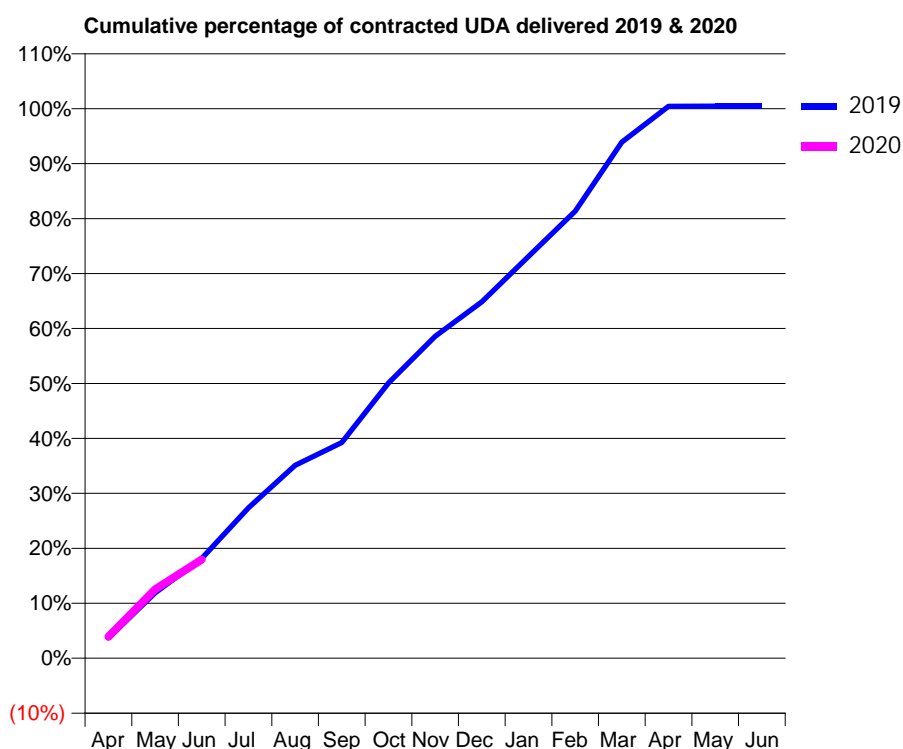
19/20 Contracted general activity (UDA)	45,370
Carry forward general activity (UDA)	0
19/20 Contracted orthodontic activity (UOA)	0
Carry forward orthodontic activity (UOA)	0
Baseline contract value	£1,255,347.04

ACCESS*

Patients seen in 24 months	Total	Change since previous quarter
Quarter ending June 2018	17,244	
Quarter ending September 2018	16,955	↓
Quarter ending December 2018	17,127	→
Quarter ending March 2019	17,352	→
Quarter ending June 2019	17,483	→
Variance since June 2018	1.4%	→



ACTIVITY



Month	2019	2020
April	1,664	1,775
May	5,396	5,691
June	8,246	8,153
July	12,413	
August	15,924	
September	17,813	
October	22,716	
November	26,576	
December	29,415	
January	33,166	
February	36,911	
March	42,606	
April	45,565	
May	45,578	
June	45,574	

QUALITY

	Quantity	Base Number	Contract	AT	Region	England
% of FP17s for the same patient ID Re-attending within 3 months - Children	154	1,448	10.6%	10.7%	10.6%	11.4%
% of FP17s for the same patient ID Re-attending within 3 months - Adults	485	2,971	16.3%	14.5%	15.2%	15.4%
% of FP17s for the same patient ID Re-attending between 3 & 9 months - Children	568	1,448	39.2%	59.2%	62.3%	59.8%
% of FP17s for the same patient ID Re-attending between 3 & 9 months - Adults	800	2,971	26.9%	49.9%	53.3%	52.1%
% of FP17s for Band 1 Urgent Courses	521	3,219	16.2%	10.1%	9.7%	9.2%
% of FP17s Relating to Free Repair or Replacements	29	3,219	0.9%	0.6%	0.6%	0.7%
% of FP17s Relating to Continuations	11	3,219	0.3%	0.5%	0.8%	0.8%
% of Patients satisfied with the dentistry they have received	8	9	N/A	92.6%	93.4%	93.4%
% of Patients satisfied with the time they had to wait for an appointment	9	9	N/A	85.1%	86.8%	87.6%

* This is based on patients treated on this contract for their most recent course of treatment.

Figures in italics indicate the base number of FP17s or Patient Questionnaire responses are less than 100. N/A is shown where the base number of responses is less than 10 during the period. % is calculated as Quantity/Base number*100

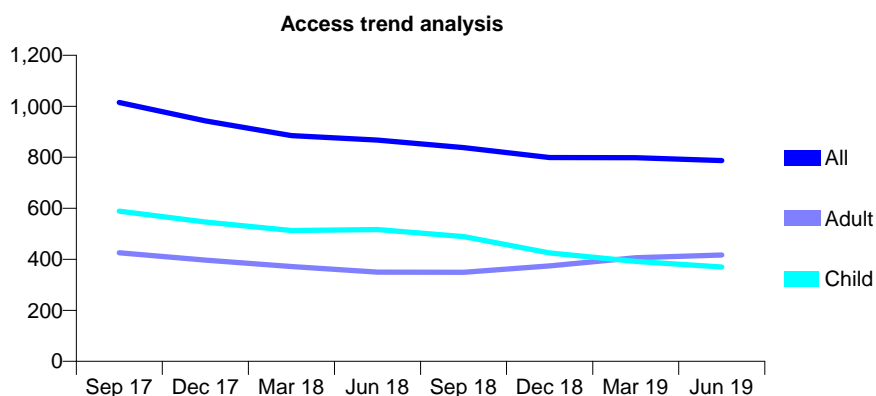
Q69 - Vital Signs At a Glance Contract Report for 154601/0001 - June 2019

Name or company name	Oxfordshire Priority Dental Service
Contract type name	PDS Contract
Purpose of contract	General
Contract start date	01/04/2006
Contract end date	31/03/2021

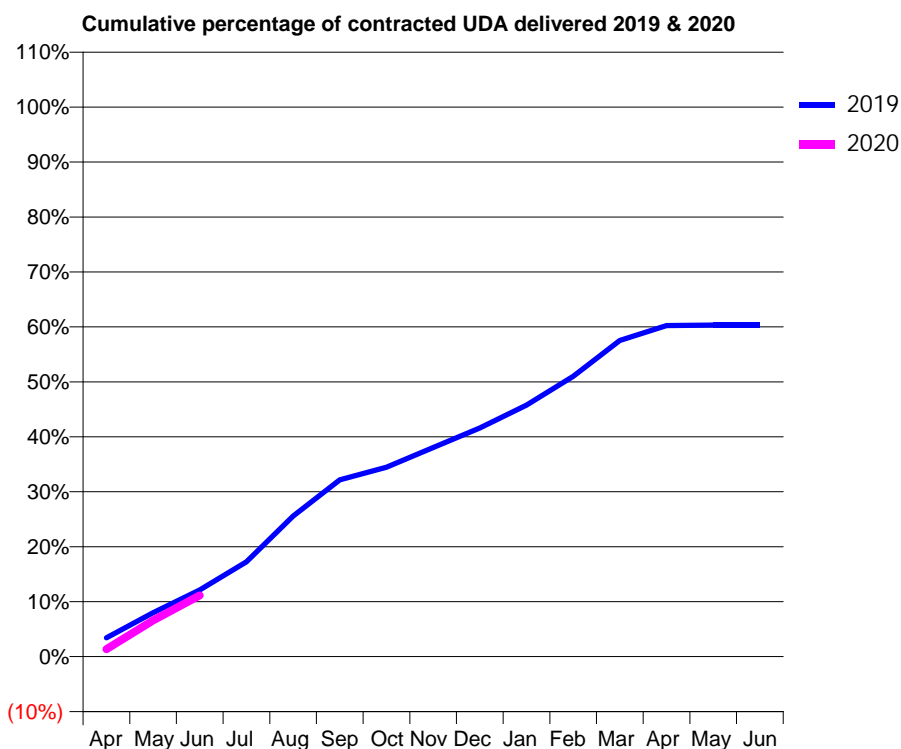
19/20 Contracted general activity (UDA)	3,000
Carry forward general activity (UDA)	0
19/20 Contracted orthodontic activity (UOA)	0
Carry forward orthodontic activity (UOA)	0
Baseline contract value	£0.00

ACCESS*

Patients seen in 24 months	Total	Change since previous quarter
Quarter ending June 2018	867	
Quarter ending September 2018	838	↓
Quarter ending December 2018	799	↓
Quarter ending March 2019	798	→
Quarter ending June 2019	787	↓
Variance since June 2018	(9.2%)	↓



ACTIVITY



Month	Adjusted Scheduled Activity (UDA)	
	2019	2020
April	103	41
May	240	197
June	364	335
July	518	
August	768	
September	965	
October	1,034	
November	1,141	
December	1,248	
January	1,373	
February	1,530	
March	1,726	
April	1,807	
May	1,810	
June	1,810	

QUALITY

	Quantity	Base Number	Contract	AT	Region	England
% of FP17s for the same patient ID Re-attending within 3 months - Children	8	105	7.6%	10.7%	10.6%	11.4%
% of FP17s for the same patient ID Re-attending within 3 months - Adults	12	138	8.7%	14.5%	15.2%	15.4%
% of FP17s for the same patient ID Re-attending between 3 & 9 months - Children	34	105	32.4%	59.2%	62.3%	59.8%
% of FP17s for the same patient ID Re-attending between 3 & 9 months - Adults	25	138	18.1%	49.9%	53.3%	52.1%
% of FP17s for Band 1 Urgent Courses	54	206	26.2%	10.1%	9.7%	9.2%
% of FP17s Relating to Free Repair or Replacements	0	206	0.0%	0.6%	0.6%	0.7%
% of FP17s Relating to Continuations	4	206	1.9%	0.5%	0.8%	0.8%
% of Patients satisfied with the dentistry they have received	0	0	N/A	92.6%	93.4%	93.4%
% of Patients satisfied with the time they had to wait for an appointment	0	0	N/A	85.1%	86.8%	87.6%

* This is based on patients treated on this contract for their most recent course of treatment. Figures in italics indicate the base number of FP17s or Patient Questionnaire responses are less than 100. N/A is shown where the base number of responses is less than 10 during the period. % is calculated as Quantity/Base number*100

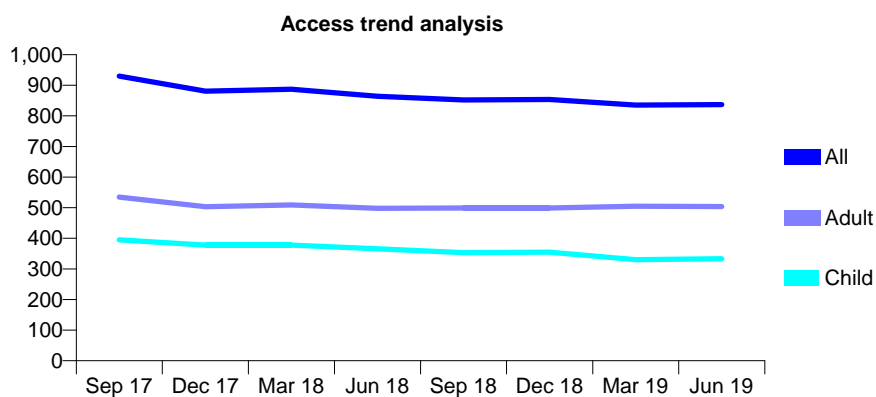
Q69 - Vital Signs At a Glance Contract Report for 154601/0002 - June 2019

Name or company name	Oxfordshire Priority Dental Service
Contract type name	PDS Contract
Purpose of contract	General and Orthodontic
Contract start date	01/04/2006
Contract end date	31/03/2021

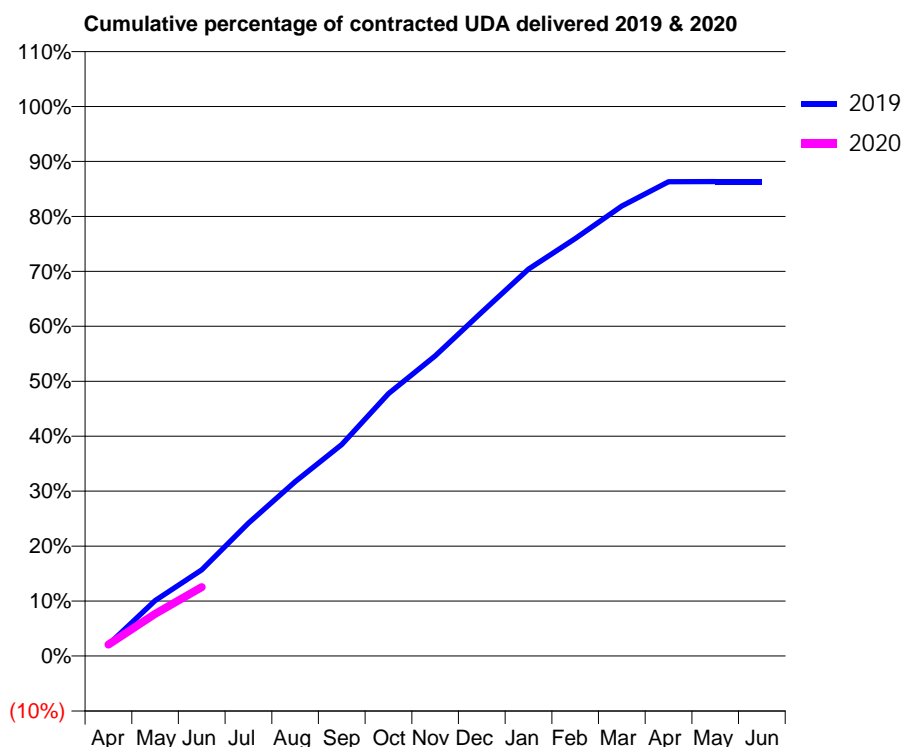
19/20 Contracted general activity (UDA)	4,000
Carry forward general activity (UDA)	0
19/20 Contracted orthodontic activity (UOA)	1,350
Carry forward orthodontic activity (UOA)	0
Baseline contract value	£0.00

ACCESS*

Patients seen in 24 months	Total	Change since previous quarter
Quarter ending June 2018	864	
Quarter ending September 2018	852	↓
Quarter ending December 2018	854	→
Quarter ending March 2019	835	↓
Quarter ending June 2019	837	→
Variance since June 2018	(3.1%)	↓



ACTIVITY



Month	Adjusted Scheduled Activity (UDA)	
	2019	2020
April	84	84
May	404	307
June	628	501
July	967	
August	1,269	
September	1,540	
October	1,909	
November	2,185	
December	2,503	
January	2,816	
February	3,039	
March	3,275	
April	3,452	
May	3,453	
June	3,453	

QUALITY

	Quantity	Base Number	Contract	AT	Region	England
% of FP17s for the same patient ID Re-attending within 3 months - Children	22	196	11.2%	10.7%	10.6%	11.4%
% of FP17s for the same patient ID Re-attending within 3 months - Adults	21	171	12.3%	14.5%	15.2%	15.4%
% of FP17s for the same patient ID Re-attending between 3 & 9 months - Children	41	196	20.9%	59.2%	62.3%	59.8%
% of FP17s for the same patient ID Re-attending between 3 & 9 months - Adults	44	171	25.7%	49.9%	53.3%	52.1%
% of FP17s for Band 1 Urgent Courses	27	261	10.3%	10.1%	9.7%	9.2%
% of FP17s Relating to Free Repair or Replacements	0	261	0.0%	0.6%	0.6%	0.7%
% of FP17s Relating to Continuations	6	261	2.3%	0.5%	0.8%	0.8%
% of Patients satisfied with the dentistry they have received	0	0	N/A	92.6%	93.4%	93.4%
% of Patients satisfied with the time they had to wait for an appointment	0	0	N/A	85.1%	86.8%	87.6%

* This is based on patients treated on this contract for their most recent course of treatment. Figures in italics indicate the base number of FP17s or Patient Questionnaire responses are less than 100. N/A is shown where the base number of responses is less than 10 during the period. % is calculated as Quantity/Base number*100

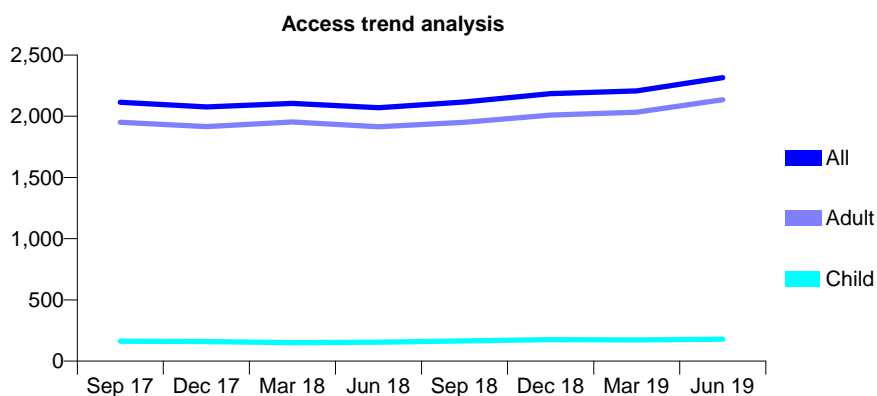
Q69 - Vital Signs At a Glance Contract Report for 154601/0003 - June 2019

Name or company name	Oxfordshire Priority Dental Service
Contract type name	PDS Contract
Purpose of contract	General
Contract start date	01/04/2006
Contract end date	31/03/2021

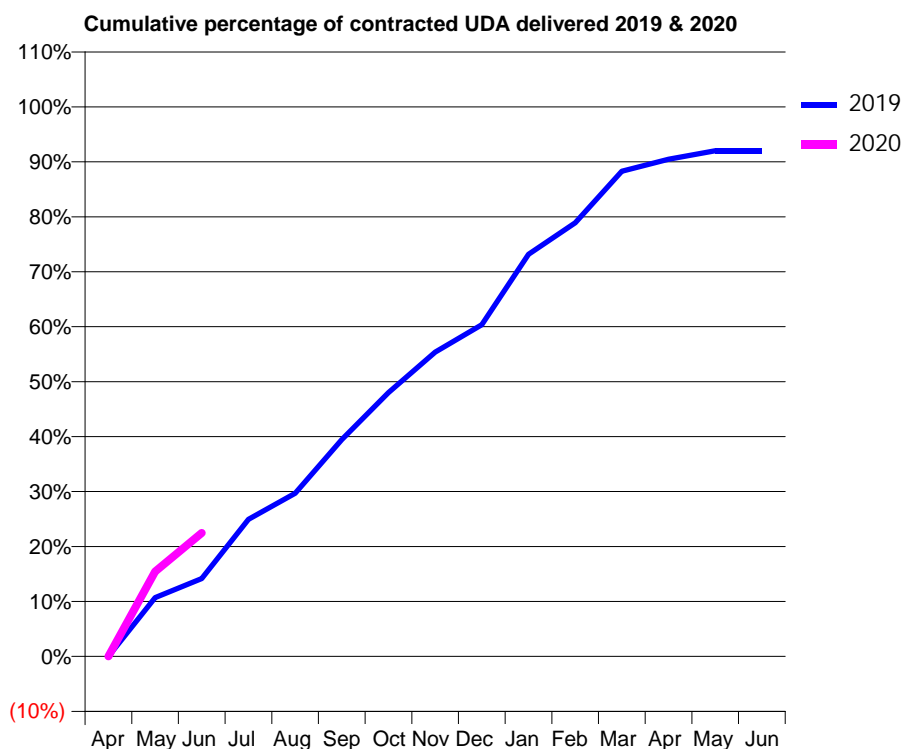
19/20 Contracted general activity (UDA)	4,000
Carry forward general activity (UDA)	0
19/20 Contracted orthodontic activity (UOA)	0
Carry forward orthodontic activity (UOA)	0
Baseline contract value	£0.00

ACCESS*

Patients seen in 24 months	Total	Change since previous quarter
Quarter ending June 2018	2,070	
Quarter ending September 2018	2,117	↑
Quarter ending December 2018	2,185	↑
Quarter ending March 2019	2,207	→
Quarter ending June 2019	2,315	↑
Variance since June 2018	11.8%	↑



ACTIVITY



Month	2019	2020
April	0	0
May	428	618
June	568	899
July	998	
August	1,188	
September	1,578	
October	1,921	
November	2,214	
December	2,415	
January	2,927	
February	3,156	
March	3,532	
April	3,620	
May	3,681	
June	3,681	

QUALITY

	Quantity	Base Number	Contract	AT	Region	England
% of FP17s for the same patient ID Re-attending within 3 months - Children	1	97	1.0%	10.7%	10.6%	11.4%
% of FP17s for the same patient ID Re-attending within 3 months - Adults	21	782	2.7%	14.5%	15.2%	15.4%
% of FP17s for the same patient ID Re-attending between 3 & 9 months - Children	0	97	0.0%	59.2%	62.3%	59.8%
% of FP17s for the same patient ID Re-attending between 3 & 9 months - Adults	13	782	1.7%	49.9%	53.3%	52.1%
% of FP17s for Band 1 Urgent Courses	685	754	90.8%	10.1%	9.7%	9.2%
% of FP17s Relating to Free Repair or Replacements	0	754	0.0%	0.6%	0.6%	0.7%
% of FP17s Relating to Continuations	0	754	0.0%	0.5%	0.8%	0.8%
% of Patients satisfied with the dentistry they have received	2	2	N/A	92.6%	93.4%	93.4%
% of Patients satisfied with the time they had to wait for an appointment	2	2	N/A	85.1%	86.8%	87.6%

* This is based on patients treated on this contract for their most recent course of treatment. Figures in italics indicate the base number of FP17s or Patient Questionnaire responses are less than 100. N/A is shown where the base number of responses is less than 10 during the period. % is calculated as Quantity/Base number*100

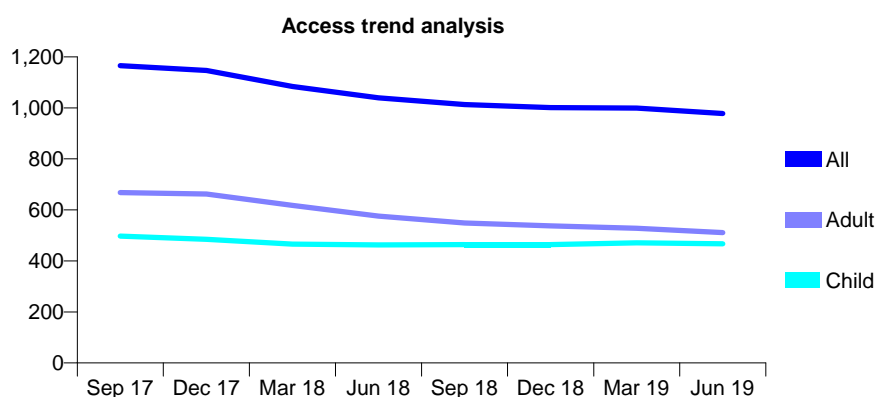
Q69 - Vital Signs At a Glance Contract Report for 154601/0004 - June 2019

Name or company name	Oxfordshire Priority Dental Service
Contract type name	PDS Contract
Purpose of contract	General
Contract start date	01/04/2006
Contract end date	31/03/2021

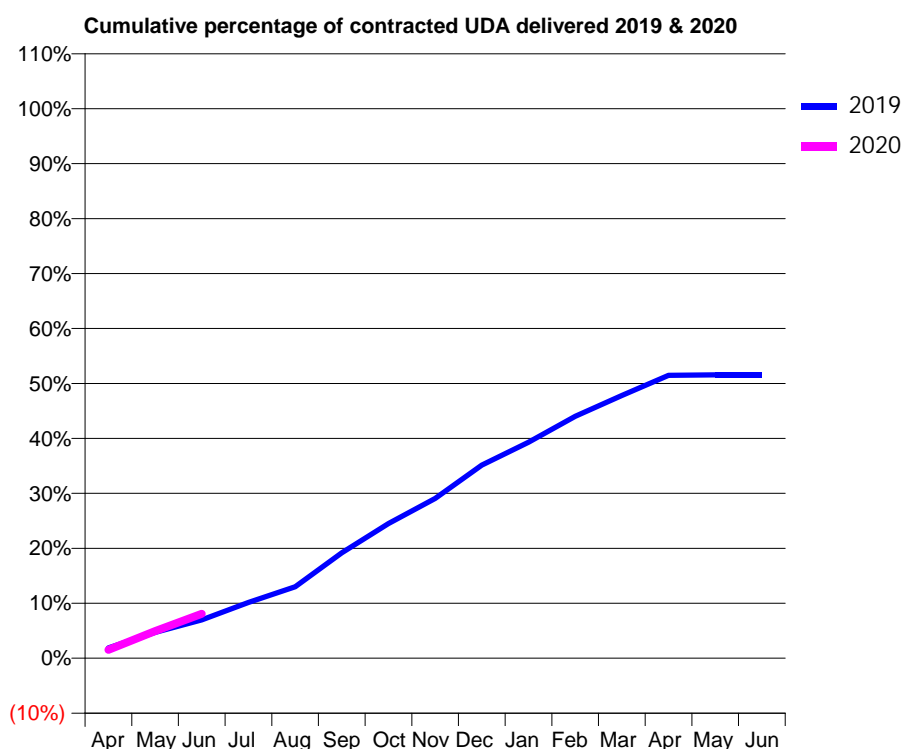
19/20 Contracted general activity (UDA)	5,000
Carry forward general activity (UDA)	0
19/20 Contracted orthodontic activity (UOA)	0
Carry forward orthodontic activity (UOA)	0
Baseline contract value	£0.00

ACCESS*

Patients seen in 24 months	Total	Change since previous quarter
Quarter ending June 2018	1,039	
Quarter ending September 2018	1,013	↓
Quarter ending December 2018	1,001	↓
Quarter ending March 2019	999	→
Quarter ending June 2019	978	↓
Variance since June 2018	(5.9%)	↓



ACTIVITY



Month	2019	2020
April	94	77
May	235	247
June	349	405
July	508	
August	651	
September	959	
October	1,226	
November	1,454	
December	1,758	
January	1,965	
February	2,202	
March	2,391	
April	2,575	
May	2,578	
June	2,578	

QUALITY

	Quantity	Base Number	Contract	AT	Region	England
% of FP17s for the same patient ID Re-attending within 3 months - Children	15	177	8.5%	10.7%	10.6%	11.4%
% of FP17s for the same patient ID Re-attending within 3 months - Adults	18	132	13.6%	14.5%	15.2%	15.4%
% of FP17s for the same patient ID Re-attending between 3 & 9 months - Children	77	177	43.5%	59.2%	62.3%	59.8%
% of FP17s for the same patient ID Re-attending between 3 & 9 months - Adults	27	132	20.5%	49.9%	53.3%	52.1%
% of FP17s for Band 1 Urgent Courses	41	234	17.5%	10.1%	9.7%	9.2%
% of FP17s Relating to Free Repair or Replacements	0	234	0.0%	0.6%	0.6%	0.7%
% of FP17s Relating to Continuations	3	234	1.3%	0.5%	0.8%	0.8%
% of Patients satisfied with the dentistry they have received	0	0	N/A	92.6%	93.4%	93.4%
% of Patients satisfied with the time they had to wait for an appointment	0	0	N/A	85.1%	86.8%	87.6%

* This is based on patients treated on this contract for their most recent course of treatment.

Figures in italics indicate the base number of FP17s or Patient Questionnaire responses are less than 100. N/A is shown where the base number of responses is less than 10 during the period. % is calculated as Quantity/Base number*100

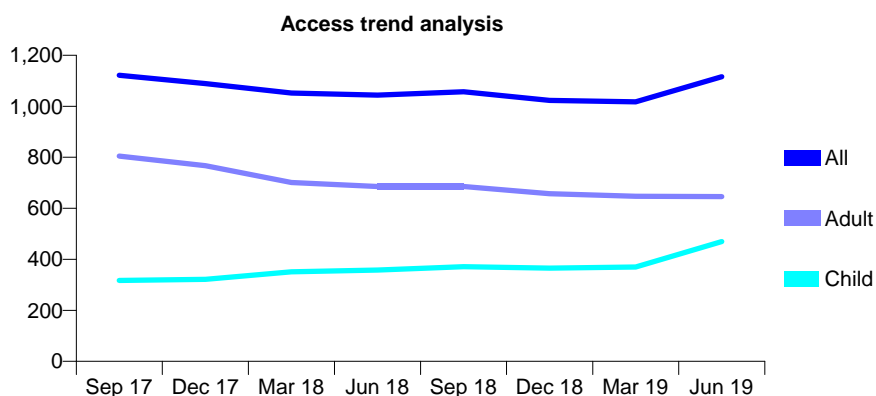
Q69 - Vital Signs At a Glance Contract Report for 154601/0006 - June 2019

Name or company name	Oxfordshire Priority Dental Service
Contract type name	PDS Contract
Purpose of contract	General
Contract start date	01/04/2006
Contract end date	31/03/2021

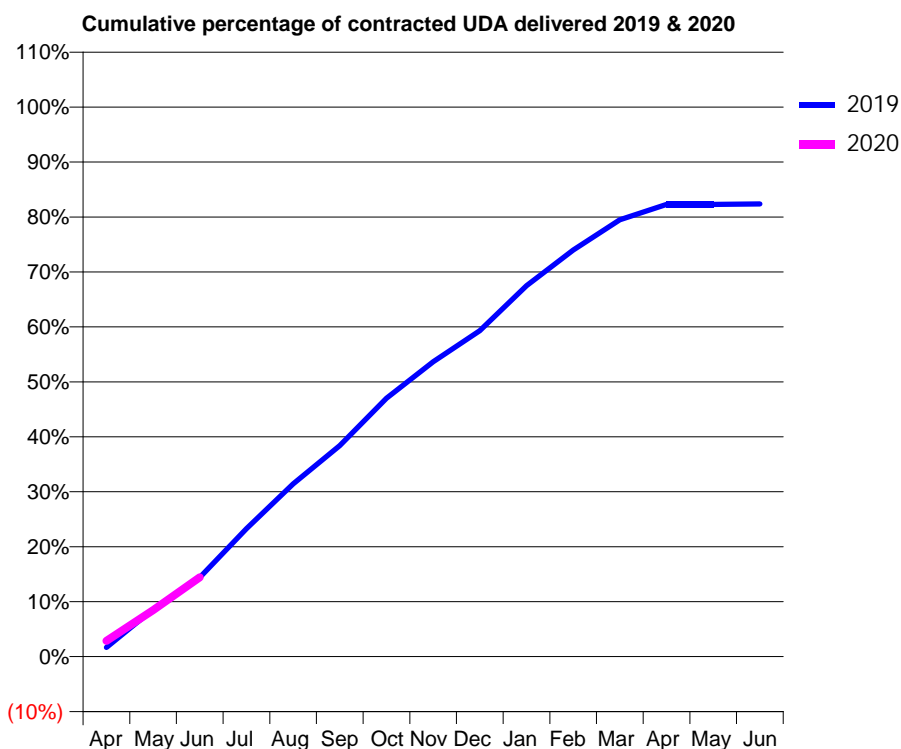
19/20 Contracted general activity (UDA)	4,000
Carry forward general activity (UDA)	0
19/20 Contracted orthodontic activity (UOA)	0
Carry forward orthodontic activity (UOA)	0
Baseline contract value	£0.00

ACCESS*

Patients seen in 24 months	Total	Change since previous quarter
Quarter ending June 2018	1,044	
Quarter ending September 2018	1,057	→
Quarter ending December 2018	1,023	↓
Quarter ending March 2019	1,017	→
Quarter ending June 2019	1,116	↑
Variance since June 2018	6.9%	↑



ACTIVITY



Month	Adjusted Scheduled Activity (UDA)	
	2019	2020
April	68	115
May	344	339
June	576	577
July	931	
August	1,258	
September	1,536	
October	1,881	
November	2,146	
December	2,373	
January	2,700	
February	2,959	
March	3,179	
April	3,291	
May	3,291	
June	3,295	

QUALITY

	Quantity	Base Number	Contract	AT	Region	England
% of FP17s for the same patient ID Re-attending within 3 months - Children	22	257	8.6%	10.7%	10.6%	11.4%
% of FP17s for the same patient ID Re-attending within 3 months - Adults	10	197	5.1%	14.5%	15.2%	15.4%
% of FP17s for the same patient ID Re-attending between 3 & 9 months - Children	85	257	33.1%	59.2%	62.3%	59.8%
% of FP17s for the same patient ID Re-attending between 3 & 9 months - Adults	92	197	46.7%	49.9%	53.3%	52.1%
% of FP17s for Band 1 Urgent Courses	30	383	7.8%	10.1%	9.7%	9.2%
% of FP17s Relating to Free Repair or Replacements	0	383	0.0%	0.6%	0.6%	0.7%
% of FP17s Relating to Continuations	2	383	0.5%	0.5%	0.8%	0.8%
% of Patients satisfied with the dentistry they have received	1	1	N/A	92.6%	93.4%	93.4%
% of Patients satisfied with the time they had to wait for an appointment	1	1	N/A	85.1%	86.8%	87.6%

* This is based on patients treated on this contract for their most recent course of treatment. Figures in italics indicate the base number of FP17s or Patient Questionnaire responses are less than 100. N/A is shown where the base number of responses is less than 10 during the period. % is calculated as Quantity/Base number*100

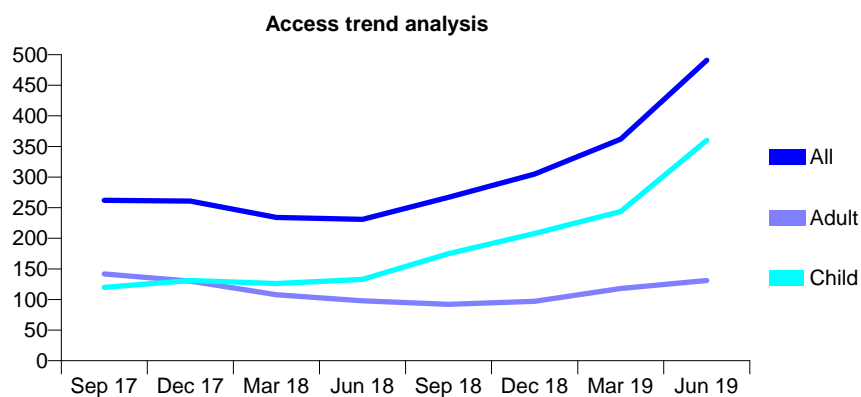
Q69 - Vital Signs At a Glance Contract Report for 154601/0007 - June 2019

Name or company name	Oxfordshire Priority Dental Service
Contract type name	PDS Contract
Purpose of contract	General
Contract start date	01/04/2006
Contract end date	31/03/2021

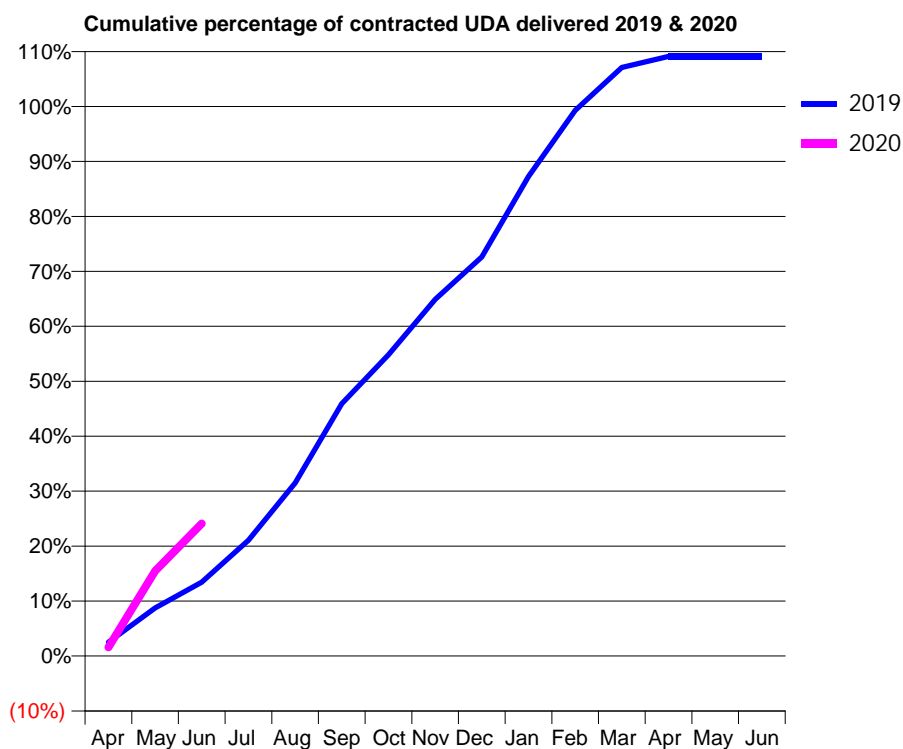
19/20 Contracted general activity (UDA)	1,000
Carry forward general activity (UDA)	0
19/20 Contracted orthodontic activity (UOA)	0
Carry forward orthodontic activity (UOA)	0
Baseline contract value	£0.00

ACCESS*

Patients seen in 24 months	Total	Change since previous quarter
Quarter ending June 2018	231	
Quarter ending September 2018	267	↑
Quarter ending December 2018	305	↑
Quarter ending March 2019	362	↑
Quarter ending June 2019	491	↑
Variance since June 2018	112.6%	↑



ACTIVITY



Month	Adjusted Scheduled Activity (UDA)	
	2019	2020
April	25	16
May	87	155
June	135	241
July	211	
August	315	
September	459	
October	548	
November	649	
December	726	
January	873	
February	993	
March	1,071	
April	1,091	
May	1,091	
June	1,091	

QUALITY

	Quantity	Base Number	Contract	AT	Region	England
% of FP17s for the same patient ID Re-attending within 3 months - Children	7	166	4.2%	10.7%	10.6%	11.4%
% of FP17s for the same patient ID Re-attending within 3 months - Adults	5	31	16.1%	14.5%	15.2%	15.4%
% of FP17s for the same patient ID Re-attending between 3 & 9 months - Children	62	166	37.3%	59.2%	62.3%	59.8%
% of FP17s for the same patient ID Re-attending between 3 & 9 months - Adults	18	31	58.1%	49.9%	53.3%	52.1%
% of FP17s for Band 1 Urgent Courses	0	176	0.0%	10.1%	9.7%	9.2%
% of FP17s Relating to Free Repair or Replacements	0	176	0.0%	0.6%	0.6%	0.7%
% of FP17s Relating to Continuations	2	176	1.1%	0.5%	0.8%	0.8%
% of Patients satisfied with the dentistry they have received	0	0	N/A	92.6%	93.4%	93.4%
% of Patients satisfied with the time they had to wait for an appointment	0	0	N/A	85.1%	86.8%	87.6%

* This is based on patients treated on this contract for their most recent course of treatment.

Figures in italics indicate the base number of FP17s or Patient Questionnaire responses are less than 100. N/A is shown where the base number of responses is less than 10 during the period. % is calculated as Quantity/Base number*100

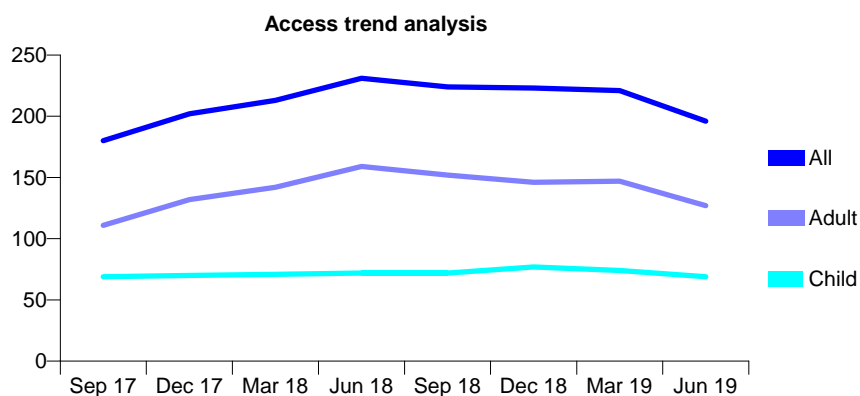
Q69 - Vital Signs At a Glance Contract Report for 154601/0008 - June 2019

Name or company name	Oxfordshire Priority Dental Service
Contract type name	PDS Contract
Purpose of contract	General
Contract start date	01/04/2006
Contract end date	31/03/2021

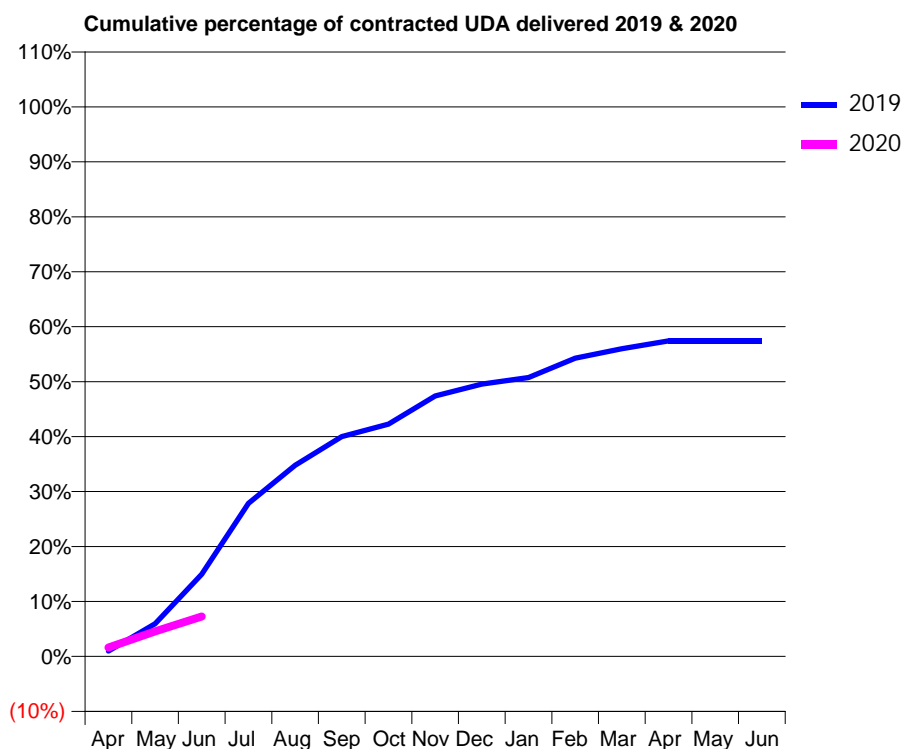
19/20 Contracted general activity (UDA)	925
Carry forward general activity (UDA)	0
19/20 Contracted orthodontic activity (UOA)	0
Carry forward orthodontic activity (UOA)	0
Baseline contract value	£0.00

ACCESS*

Patients seen in 24 months	Total	Change since previous quarter
Quarter ending June 2018	231	
Quarter ending September 2018	224	↓
Quarter ending December 2018	223	→
Quarter ending March 2019	221	→
Quarter ending June 2019	196	↓
Variance since June 2018	(15.2%)	↓



ACTIVITY



Adjusted Scheduled Activity (UDA)		
Month	2019	2020
April	9	15
May	55	42
June	138	67
July	258	
August	322	
September	370	
October	391	
November	438	
December	458	
January	469	
February	502	
March	518	
April	531	
May	531	
June	531	

QUALITY

	Quantity	Base Number	Contract	AT	Region	England
% of FP17s for the same patient ID Re-attending within 3 months - Children	1	34	2.9%	10.7%	10.6%	11.4%
% of FP17s for the same patient ID Re-attending within 3 months - Adults	1	22	4.5%	14.5%	15.2%	15.4%
% of FP17s for the same patient ID Re-attending between 3 & 9 months - Children	9	34	26.5%	59.2%	62.3%	59.8%
% of FP17s for the same patient ID Re-attending between 3 & 9 months - Adults	10	22	45.5%	49.9%	53.3%	52.1%
% of FP17s for Band 1 Urgent Courses	1	45	2.2%	10.1%	9.7%	9.2%
% of FP17s Relating to Free Repair or Replacements	0	45	0.0%	0.6%	0.6%	0.7%
% of FP17s Relating to Continuations	0	45	0.0%	0.5%	0.8%	0.8%
% of Patients satisfied with the dentistry they have received	0	0	N/A	92.6%	93.4%	93.4%
% of Patients satisfied with the time they had to wait for an appointment	0	0	N/A	85.1%	86.8%	87.6%

* This is based on patients treated on this contract for their most recent course of treatment. Figures in italics indicate the base number of FP17s or Patient Questionnaire responses are less than 100. N/A is shown where the base number of responses is less than 10 during the period. % is calculated as Quantity/Base number*100

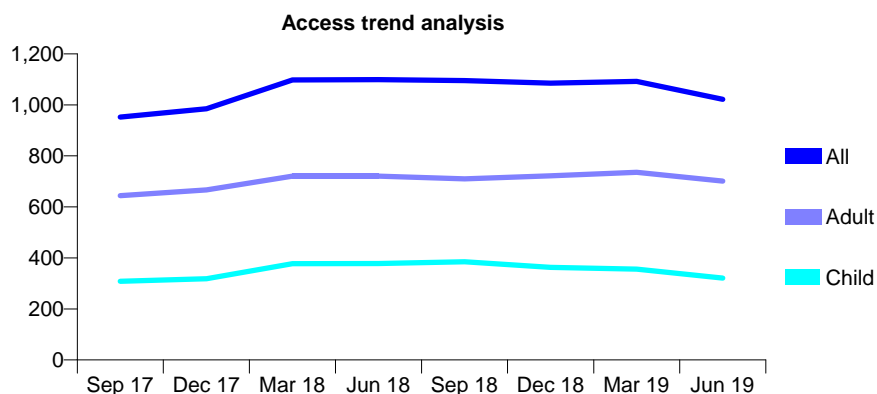
Q69 - Vital Signs At a Glance Contract Report for 154601/0009 - June 2019

Name or company name	Oxfordshire Priority Dental Service
Contract type name	PDS Contract
Purpose of contract	General
Contract start date	01/04/2006
Contract end date	31/03/2021

19/20 Contracted general activity (UDA)	6,000
Carry forward general activity (UDA)	0
19/20 Contracted orthodontic activity (UOA)	0
Carry forward orthodontic activity (UOA)	0
Baseline contract value	£0.00

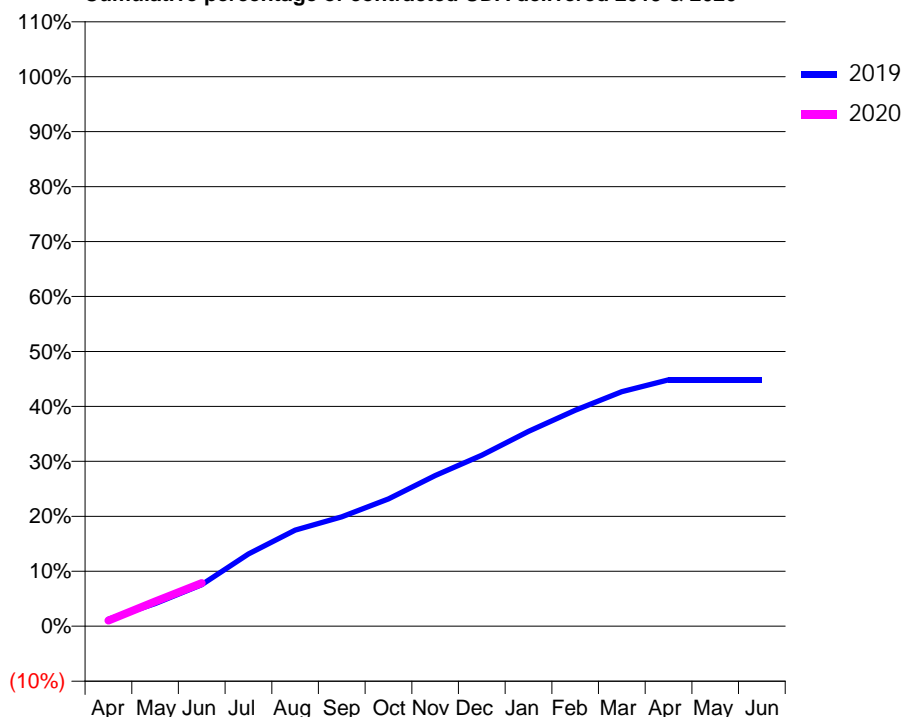
ACCESS*

Patients seen in 24 months	Total	Change since previous quarter
Quarter ending June 2018	1,099	
Quarter ending September 2018	1,095	→
Quarter ending December 2018	1,085	→
Quarter ending March 2019	1,092	→
Quarter ending June 2019	1,022	↓
Variance since June 2018	(7.0%)	↓



ACTIVITY

Cumulative percentage of contracted UDA delivered 2019 & 2020



Adjusted Scheduled Activity (UDA)

Month	2019	2020
April	77	62
May	247	271
June	453	470
July	789	
August	1,049	
September	1,195	
October	1,389	
November	1,645	
December	1,867	
January	2,127	
February	2,358	
March	2,560	
April	2,689	
May	2,689	
June	2,689	

QUALITY

	Quantity	Base Number	Contract	AT	Region	England
% of FP17s for the same patient ID Re-attending within 3 months - Children	12	144	8.3%	10.7%	10.6%	11.4%
% of FP17s for the same patient ID Re-attending within 3 months - Adults	24	199	12.1%	14.5%	15.2%	15.4%
% of FP17s for the same patient ID Re-attending between 3 & 9 months - Children	52	144	36.1%	59.2%	62.3%	59.8%
% of FP17s for the same patient ID Re-attending between 3 & 9 months - Adults	69	199	34.7%	49.9%	53.3%	52.1%
% of FP17s for Band 1 Urgent Courses	47	272	17.3%	10.1%	9.7%	9.2%
% of FP17s Relating to Free Repair or Replacements	0	272	0.0%	0.6%	0.6%	0.7%
% of FP17s Relating to Continuations	2	272	0.7%	0.5%	0.8%	0.8%
% of Patients satisfied with the dentistry they have received	0	0	N/A	92.6%	93.4%	93.4%
% of Patients satisfied with the time they had to wait for an appointment	0	0	N/A	85.1%	86.8%	87.6%

* This is based on patients treated on this contract for their most recent course of treatment.

Figures in italics indicate the base number of FP17s or Patient Questionnaire responses are less than 100. N/A is shown where the base number of responses is less than 10 during the period. % is calculated as Quantity/Base number*100

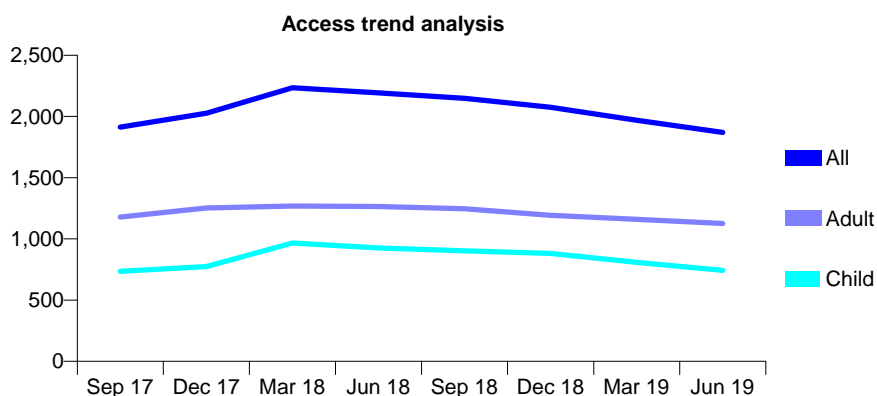
Q69 - Vital Signs At a Glance Contract Report for 154601/0010 - June 2019

Name or company name	Oxfordshire Priority Dental Service
Contract type name	PDS Contract
Purpose of contract	General
Contract start date	01/04/2006
Contract end date	31/03/2021

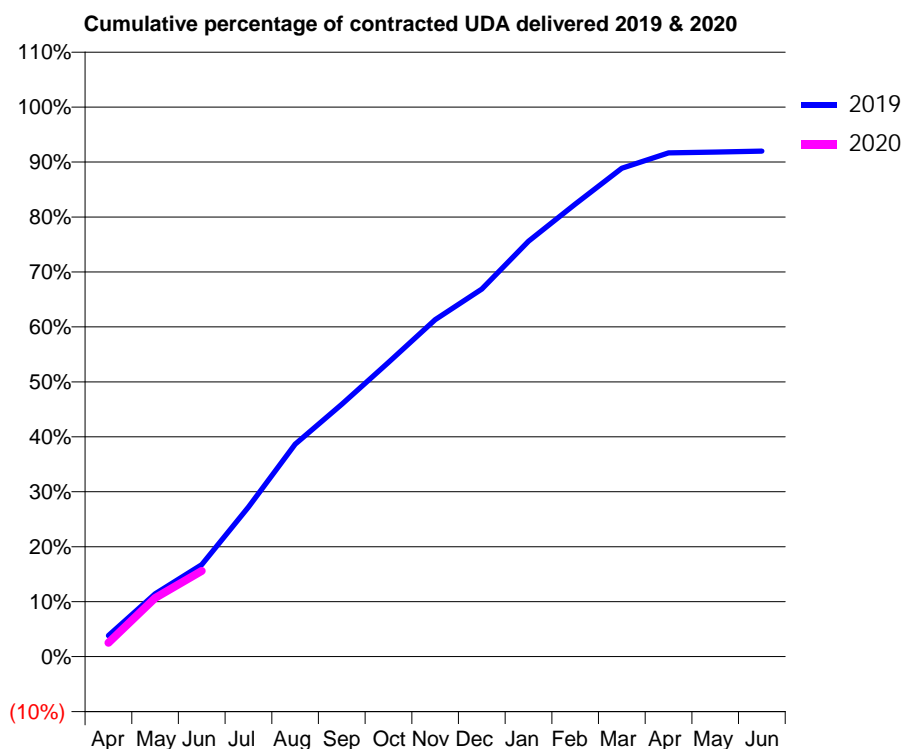
19/20 Contracted general activity (UDA)	5,900
Carry forward general activity (UDA)	0
19/20 Contracted orthodontic activity (UOA)	0
Carry forward orthodontic activity (UOA)	0
Baseline contract value	£0.00

ACCESS*

Patients seen in 24 months	Total	Change since previous quarter
Quarter ending June 2018	2,192	
Quarter ending September 2018	2,149	↓
Quarter ending December 2018	2,075	↓
Quarter ending March 2019	1,969	↓
Quarter ending June 2019	1,870	↓
Variance since June 2018	(14.7%)	↓



ACTIVITY



Month	Adjusted Scheduled Activity (UDA)	
	2019	2020
April	227	149
May	675	630
June	987	920
July	1,605	
August	2,282	
September	2,709	
October	3,160	
November	3,617	
December	3,945	
January	4,459	
February	4,858	
March	5,244	
April	5,408	
May	5,417	
June	5,427	

QUALITY

	Quantity	Base Number	Contract	AT	Region	England
% of FP17s for the same patient ID Re-attending within 3 months - Children	33	301	11.0%	10.7%	10.6%	11.4%
% of FP17s for the same patient ID Re-attending within 3 months - Adults	29	268	10.8%	14.5%	15.2%	15.4%
% of FP17s for the same patient ID Re-attending between 3 & 9 months - Children	118	301	39.2%	59.2%	62.3%	59.8%
% of FP17s for the same patient ID Re-attending between 3 & 9 months - Adults	79	268	29.5%	49.9%	53.3%	52.1%
% of FP17s for Band 1 Urgent Courses	65	473	13.7%	10.1%	9.7%	9.2%
% of FP17s Relating to Free Repair or Replacements	0	473	0.0%	0.6%	0.6%	0.7%
% of FP17s Relating to Continuations	9	473	1.9%	0.5%	0.8%	0.8%
% of Patients satisfied with the dentistry they have received	0	0	N/A	92.6%	93.4%	93.4%
% of Patients satisfied with the time they had to wait for an appointment	0	0	N/A	85.1%	86.8%	87.6%

* This is based on patients treated on this contract for their most recent course of treatment. Figures in italics indicate the base number of FP17s or Patient Questionnaire responses are less than 100. N/A is shown where the base number of responses is less than 10 during the period. % is calculated as Quantity/Base number*100

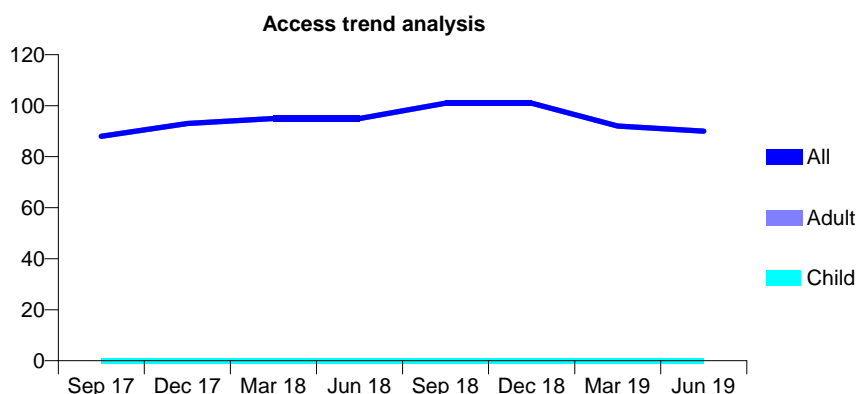
Q69 - Vital Signs At a Glance Contract Report for 154601/0012 - June 2019

Name or company name	Oxfordshire Priority Dental Service
Contract type name	PDS Contract
Purpose of contract	General
Contract start date	01/04/2006
Contract end date	31/03/2021

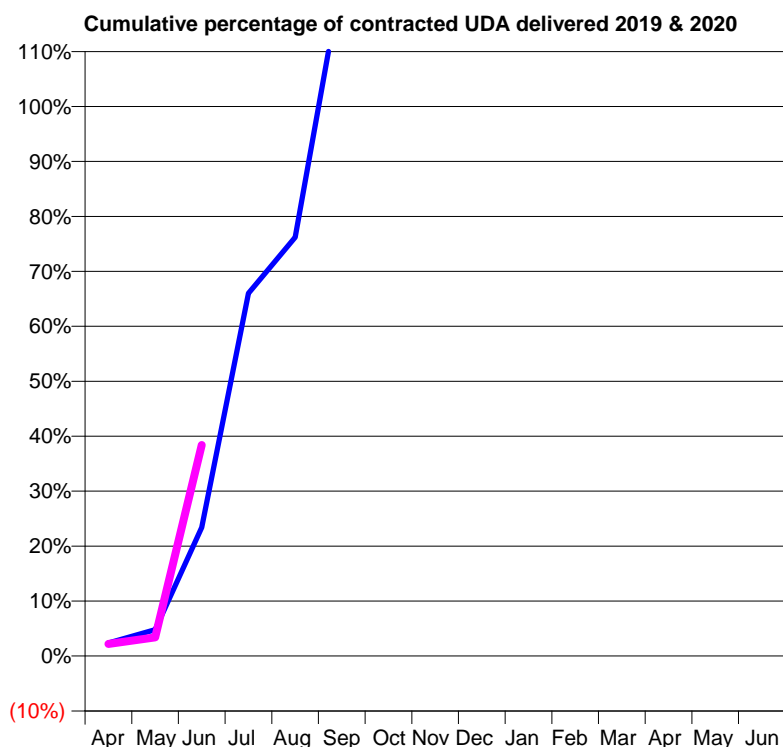
19/20 Contracted general activity (UDA)	100
Carry forward general activity (UDA)	0
19/20 Contracted orthodontic activity (UOA)	0
Carry forward orthodontic activity (UOA)	0
Baseline contract value	£0.00

ACCESS*

Patients seen in 24 months	Total	Change since previous quarter
Quarter ending June 2018	95	
Quarter ending September 2018	101	↑
Quarter ending December 2018	101	→
Quarter ending March 2019	92	↓
Quarter ending June 2019	90	↓
Variance since June 2018	(5.3%)	↓



ACTIVITY



Month	Adjusted Scheduled Activity (UDA)	
	2019	2020
April	2	2
May	5	3
June	23	38
July	66	
August	76	
September	123	
October	150	
November	240	
December	246	
January	287	
February	298	
March	315	
April	315	
May	317	
June	317	

QUALITY

	Quantity	Base Number	Contract	AT	Region	England
% of FP17s for the same patient ID Re-attending within 3 months - Children	0	0	N/A	10.7%	10.6%	11.4%
% of FP17s for the same patient ID Re-attending within 3 months - Adults	5	18	27.8%	14.5%	15.2%	15.4%
% of FP17s for the same patient ID Re-attending between 3 & 9 months - Children	0	0	N/A	59.2%	62.3%	59.8%
% of FP17s for the same patient ID Re-attending between 3 & 9 months - Adults	4	18	22.2%	49.9%	53.3%	52.1%
% of FP17s for Band 1 Urgent Courses	7	16	43.8%	10.1%	9.7%	9.2%
% of FP17s Relating to Free Repair or Replacements	0	16	0.0%	0.6%	0.6%	0.7%
% of FP17s Relating to Continuations	0	16	0.0%	0.5%	0.8%	0.8%
% of Patients satisfied with the dentistry they have received	0	0	N/A	92.6%	93.4%	93.4%
% of Patients satisfied with the time they had to wait for an appointment	0	0	N/A	85.1%	86.8%	87.6%

* This is based on patients treated on this contract for their most recent course of treatment. Figures in italics indicate the base number of FP17s or Patient Questionnaire responses are less than 100. N/A is shown where the base number of responses is less than 10 during the period. % is calculated as Quantity/Base number*100

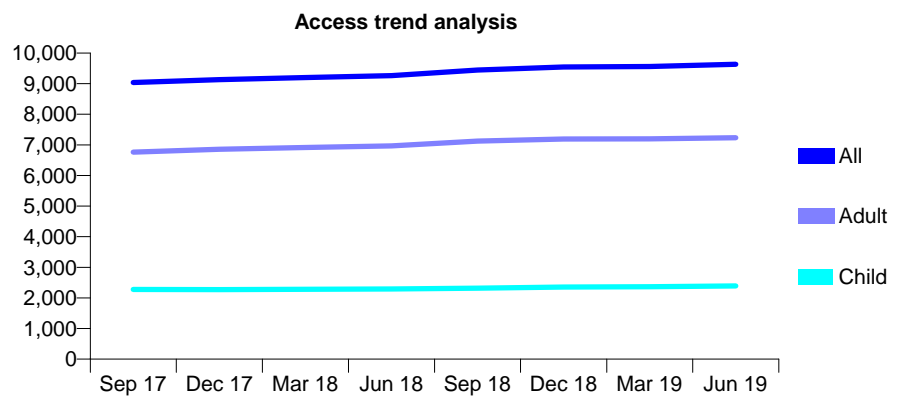
Q69 - Vital Signs At a Glance Contract Report for 155713/0001 - June 2019

Name or company name	NIGHTINGALE COTTAGE DENTAL PRAC
Contract type name	GDS Contract
Purpose of contract	General
Contract start date	01/04/2013
Contract end date	

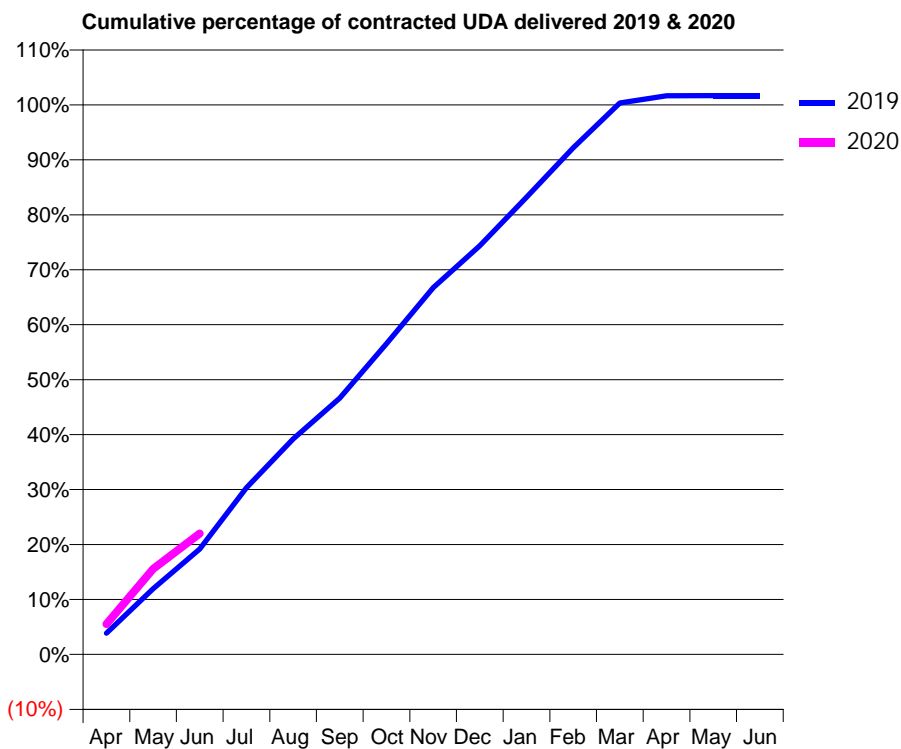
19/20 Contracted general activity (UDA)	24,761
Carry forward general activity (UDA)	0
19/20 Contracted orthodontic activity (UOA)	0
Carry forward orthodontic activity (UOA)	0
Baseline contract value	£567,462.83

ACCESS*

Patients seen in 24 months	Total	Change since previous quarter
Quarter ending June 2018	9,262	
Quarter ending September 2018	9,446	→
Quarter ending December 2018	9,546	→
Quarter ending March 2019	9,561	→
Quarter ending June 2019	9,631	→
Variance since June 2018	4.0%	↑



ACTIVITY



Month	2019	2020
April	956	1,369
May	2,960	3,855
June	4,748	5,450
July	7,516	
August	9,716	
September	11,545	
October	14,001	
November	16,528	
December	18,414	
January	20,603	
February	22,826	
March	24,844	
April	25,165	
May	25,175	
June	25,176	

QUALITY

	Quantity	Base Number	Contract	AT	Region	England
% of FP17s for the same patient ID Re-attending within 3 months - Children	32	789	4.1%	10.7%	10.6%	11.4%
% of FP17s for the same patient ID Re-attending within 3 months - Adults	186	2,115	8.8%	14.5%	15.2%	15.4%
% of FP17s for the same patient ID Re-attending between 3 & 9 months - Children	459	789	58.2%	59.2%	62.3%	59.8%
% of FP17s for the same patient ID Re-attending between 3 & 9 months - Adults	1,168	2,115	55.2%	49.9%	53.3%	52.1%
% of FP17s for Band 1 Urgent Courses	104	2,744	3.8%	10.1%	9.7%	9.2%
% of FP17s Relating to Free Repair or Replacements	13	2,744	0.5%	0.6%	0.6%	0.7%
% of FP17s Relating to Continuations	6	2,744	0.2%	0.5%	0.8%	0.8%
% of Patients satisfied with the dentistry they have received	7	7	N/A	92.6%	93.4%	93.4%
% of Patients satisfied with the time they had to wait for an appointment	6	7	N/A	85.1%	86.8%	87.6%

* This is based on patients treated on this contract for their most recent course of treatment. Figures in italics indicate the base number of FP17s or Patient Questionnaire responses are less than 100. N/A is shown where the base number of responses is less than 10 during the period. % is calculated as Quantity/Base number*100

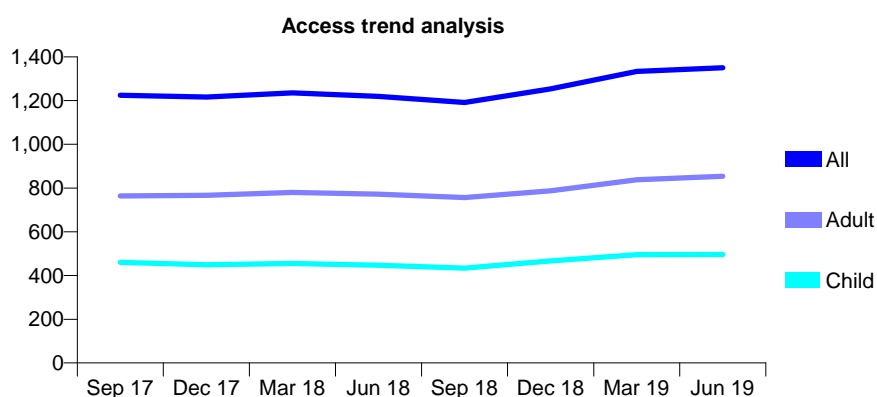
Q69 - Vital Signs At a Glance Contract Report for 156043/0001 - June 2019

Name or company name	Burghfield Dental Care Limited
Contract type name	GDS Contract
Purpose of contract	General
Contract start date	01/01/2013
Contract end date	

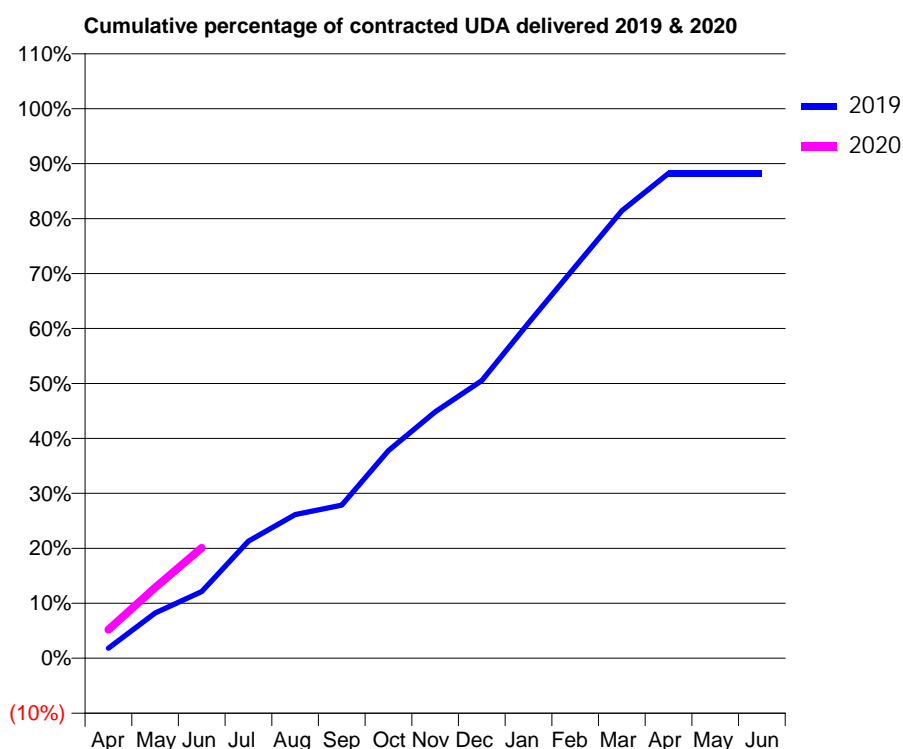
19/20 Contracted general activity (UDA)	3,945
Carry forward general activity (UDA)	0
19/20 Contracted orthodontic activity (UOA)	0
Carry forward orthodontic activity (UOA)	0
Baseline contract value	£93,372.54

ACCESS*

Patients seen in 24 months	Total	Change since previous quarter
Quarter ending June 2018	1,219	
Quarter ending September 2018	1,191	↓
Quarter ending December 2018	1,254	↑
Quarter ending March 2019	1,333	↑
Quarter ending June 2019	1,350	→
Variance since June 2018	10.7%	↑



ACTIVITY



Month	2019	2020
April	72	205
May	325	507
June	479	792
July	841	
August	1,032	
September	1,099	
October	1,491	
November	1,769	
December	1,993	
January	2,406	
February	2,810	
March	3,211	
April	3,480	
May	3,480	
June	3,480	

QUALITY

	Quantity	Base Number	Contract	AT	Region	England
% of FP17s for the same patient ID Re-attending within 3 months - Children	8	209	3.8%	10.7%	10.6%	11.4%
% of FP17s for the same patient ID Re-attending within 3 months - Adults	32	310	10.3%	14.5%	15.2%	15.4%
% of FP17s for the same patient ID Re-attending between 3 & 9 months - Children	150	209	71.8%	59.2%	62.3%	59.8%
% of FP17s for the same patient ID Re-attending between 3 & 9 months - Adults	199	310	64.2%	49.9%	53.3%	52.1%
% of FP17s for Band 1 Urgent Courses	16	411	3.9%	10.1%	9.7%	9.2%
% of FP17s Relating to Free Repair or Replacements	0	411	0.0%	0.6%	0.6%	0.7%
% of FP17s Relating to Continuations	0	411	0.0%	0.5%	0.8%	0.8%
% of Patients satisfied with the dentistry they have received	0	0	N/A	92.6%	93.4%	93.4%
% of Patients satisfied with the time they had to wait for an appointment	0	0	N/A	85.1%	86.8%	87.6%

* This is based on patients treated on this contract for their most recent course of treatment.

Figures in italics indicate the base number of FP17s or Patient Questionnaire responses are less than 100. N/A is shown where the base number of responses is less than 10 during the period. % is calculated as Quantity/Base number*100

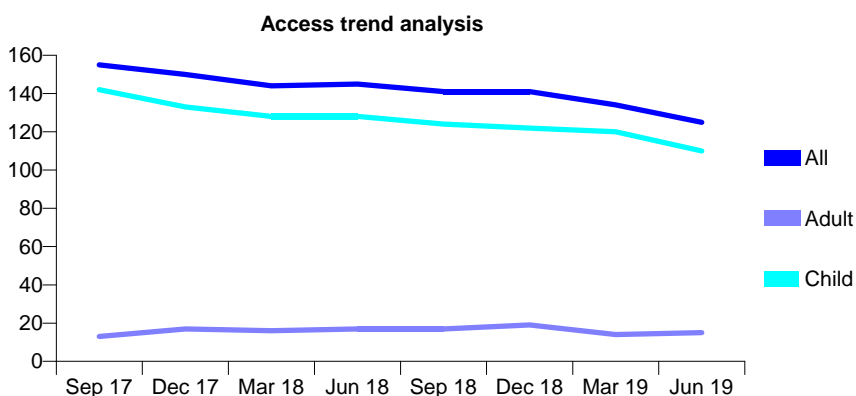
Q69 - Vital Signs At a Glance Contract Report for 157651/0001 - June 2019

Name or company name	Chesham Dental Care
Contract type name	GDS Contract
Purpose of contract	General
Contract start date	01/04/2011
Contract end date	

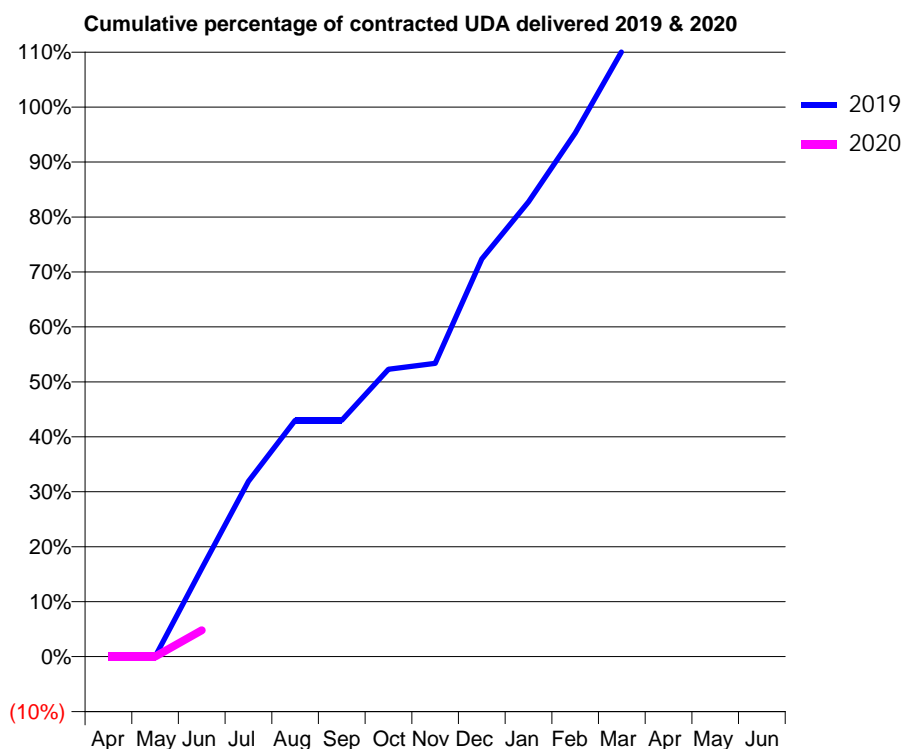
19/20 Contracted general activity (UDA)	550
Carry forward general activity (UDA)	0
19/20 Contracted orthodontic activity (UOA)	0
Carry forward orthodontic activity (UOA)	0
Baseline contract value	£14,188.09

ACCESS*

Patients seen in 24 months	Total	Change since previous quarter
Quarter ending June 2018	145	
Quarter ending September 2018	141	↓
Quarter ending December 2018	141	→
Quarter ending March 2019	134	↓
Quarter ending June 2019	125	↓
Variance since June 2018	(13.8%)	↓



ACTIVITY



Month	Adjusted Scheduled Activity (UDA)	
	2019	2020
April	0	0
May	0	0
June	88	26
July	175	
August	236	
September	236	
October	288	
November	294	
December	398	
January	455	
February	524	
March	606	
April	609	
May	609	
June	609	

QUALITY

	Quantity	Base Number	Contract	AT	Region	England
% of FP17s for the same patient ID Re-attending within 3 months - Children	2	24	8.3%	10.7%	10.6%	11.4%
% of FP17s for the same patient ID Re-attending within 3 months - Adults	0	1	0.0%	14.5%	15.2%	15.4%
% of FP17s for the same patient ID Re-attending between 3 & 9 months - Children	19	24	79.2%	59.2%	62.3%	59.8%
% of FP17s for the same patient ID Re-attending between 3 & 9 months - Adults	1	1	100.0%	49.9%	53.3%	52.1%
% of FP17s for Band 1 Urgent Courses	2	24	8.3%	10.1%	9.7%	9.2%
% of FP17s Relating to Free Repair or Replacements	0	24	0.0%	0.6%	0.6%	0.7%
% of FP17s Relating to Continuations	0	24	0.0%	0.5%	0.8%	0.8%
% of Patients satisfied with the dentistry they have received	0	0	N/A	92.6%	93.4%	93.4%
% of Patients satisfied with the time they had to wait for an appointment	0	0	N/A	85.1%	86.8%	87.6%

* This is based on patients treated on this contract for their most recent course of treatment. Figures in italics indicate the base number of FP17s or Patient Questionnaire responses are less than 100. N/A is shown where the base number of responses is less than 10 during the period. % is calculated as Quantity/Base number*100

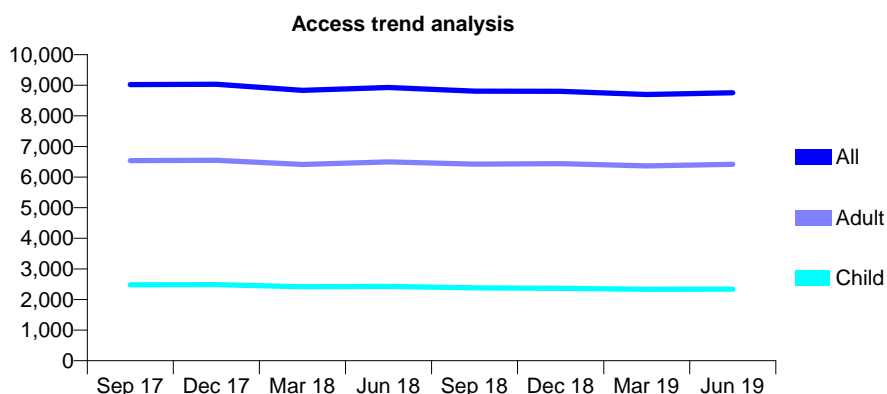
Q69 - Vital Signs At a Glance Contract Report for 157678/0001 - June 2019

Name or company name	PEACHCROFT DENTAL PRACTICE
Contract type name	GDS Contract
Purpose of contract	General
Contract start date	01/04/2011
Contract end date	

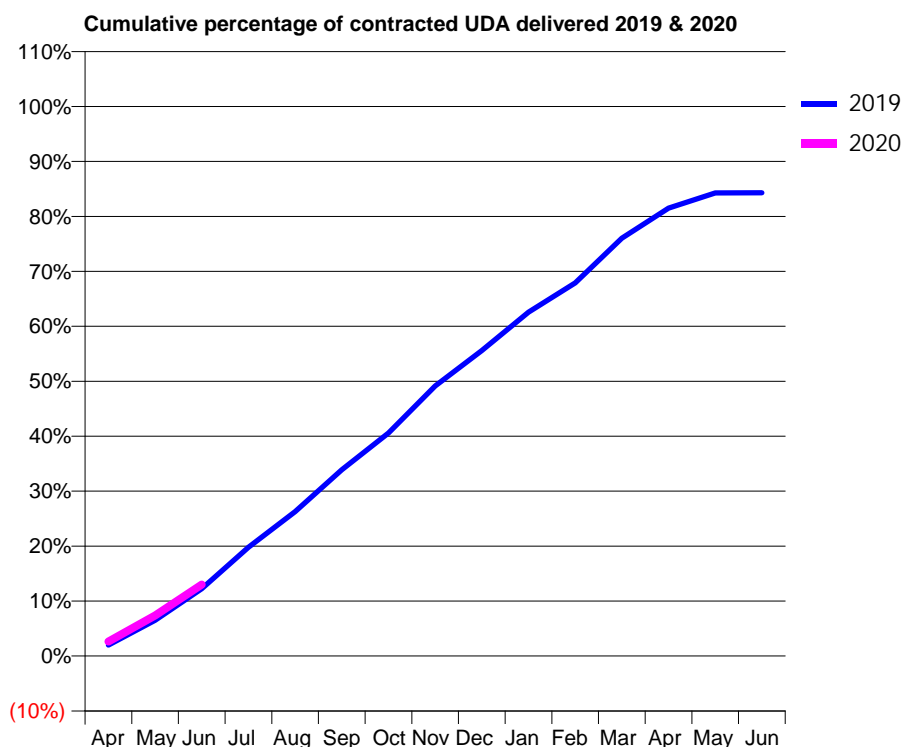
19/20 Contracted general activity (UDA)	26,527
Carry forward general activity (UDA)	0
19/20 Contracted orthodontic activity (UOA)	0
Carry forward orthodontic activity (UOA)	0
Baseline contract value	£559,623.33

ACCESS*

Patients seen in 24 months	Total	Change since previous quarter
Quarter ending June 2018	8,928	
Quarter ending September 2018	8,808	↓
Quarter ending December 2018	8,802	→
Quarter ending March 2019	8,701	↓
Quarter ending June 2019	8,757	→
Variance since June 2018	(1.9%)	↓



ACTIVITY



Month	Adjusted Scheduled Activity (UDA)	
	2019	2020
April	534	697
May	1,726	1,959
June	3,247	3,453
July	5,251	
August	6,975	
September	8,989	
October	10,767	
November	13,042	
December	14,744	
January	16,601	
February	18,017	
March	20,167	
April	21,619	
May	22,354	
June	22,358	

QUALITY

	Quantity	Base Number	Contract	AT	Region	England
% of FP17s for the same patient ID Re-attending within 3 months - Children	47	826	5.7%	10.7%	10.6%	11.4%
% of FP17s for the same patient ID Re-attending within 3 months - Adults	232	2,014	11.5%	14.5%	15.2%	15.4%
% of FP17s for the same patient ID Re-attending between 3 & 9 months - Children	518	826	62.7%	59.2%	62.3%	59.8%
% of FP17s for the same patient ID Re-attending between 3 & 9 months - Adults	1,210	2,014	60.1%	49.9%	53.3%	52.1%
% of FP17s for Band 1 Urgent Courses	215	1,773	12.1%	10.1%	9.7%	9.2%
% of FP17s Relating to Free Repair or Replacements	4	1,773	0.2%	0.6%	0.6%	0.7%
% of FP17s Relating to Continuations	3	1,773	0.2%	0.5%	0.8%	0.8%
% of Patients satisfied with the dentistry they have received	2	2	N/A	92.6%	93.4%	93.4%
% of Patients satisfied with the time they had to wait for an appointment	2	2	N/A	85.1%	86.8%	87.6%

* This is based on patients treated on this contract for their most recent course of treatment.

Figures in italics indicate the base number of FP17s or Patient Questionnaire responses are less than 100. N/A is shown where the base number of responses is less than 10 during the period. % is calculated as Quantity/Base number*100

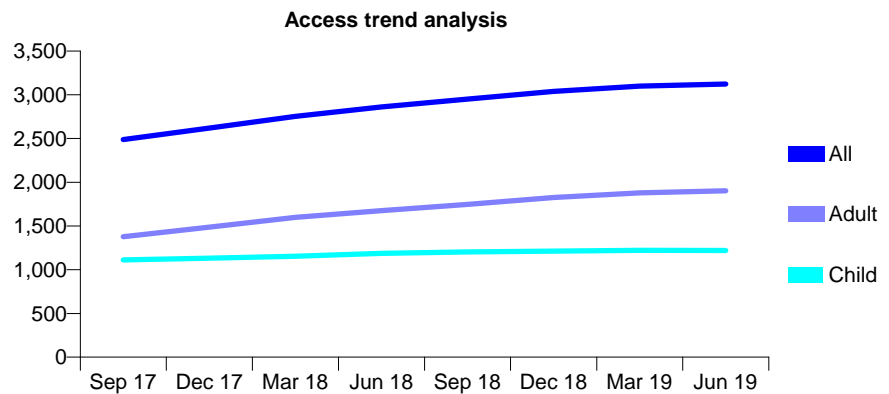
Q69 - Vital Signs At a Glance Contract Report for 159115/0001 - June 2019

Name or company name	The Dental Centre Ltd
Contract type name	GDS Contract
Purpose of contract	General
Contract start date	15/12/2007
Contract end date	

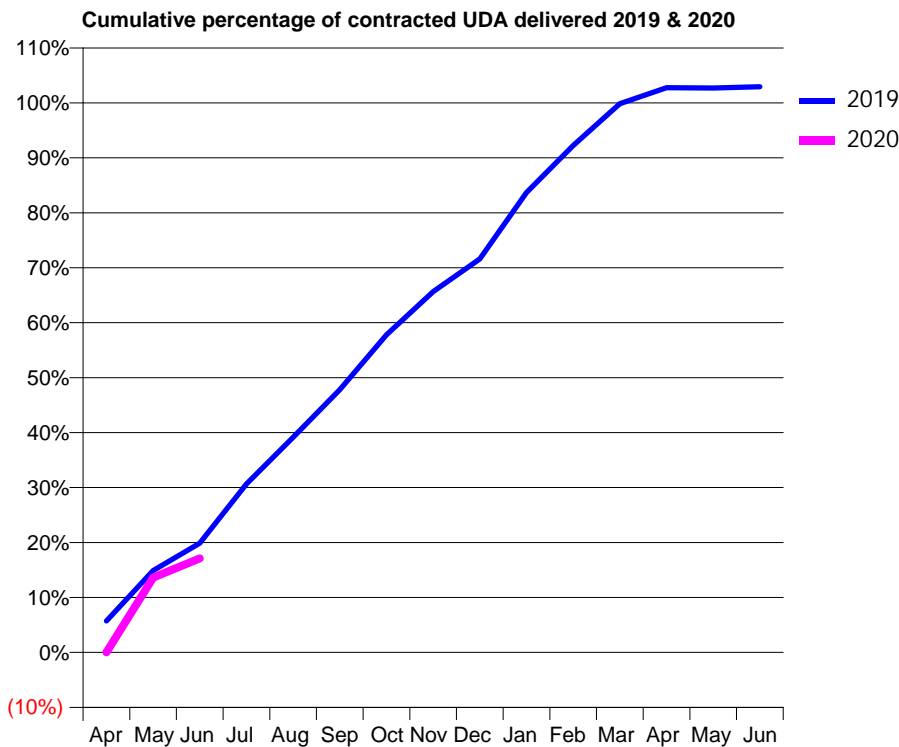
19/20 Contracted general activity (UDA)	8,160
Carry forward general activity (UDA)	0
19/20 Contracted orthodontic activity (UOA)	0
Carry forward orthodontic activity (UOA)	0
Baseline contract value	£230,855.08

ACCESS*

Patients seen in 24 months	Total	Change since previous quarter
Quarter ending June 2018	2,862	
Quarter ending September 2018	2,951	↑
Quarter ending December 2018	3,039	↑
Quarter ending March 2019	3,100	↑
Quarter ending June 2019	3,122	→
Variance since June 2018	9.1%	↑



ACTIVITY



Month	2019	2020
April	468	0
May	1,214	1,112
June	1,623	1,397
July	2,501	
August	3,195	
September	3,900	
October	4,717	
November	5,358	
December	5,843	
January	6,829	
February	7,528	
March	8,147	
April	8,386	
May	8,382	
June	8,399	

QUALITY

	Quantity	Base Number	Contract	AT	Region	England
% of FP17s for the same patient ID Re-attending within 3 months - Children	36	395	9.1%	10.7%	10.6%	11.4%
% of FP17s for the same patient ID Re-attending within 3 months - Adults	48	475	10.1%	14.5%	15.2%	15.4%
% of FP17s for the same patient ID Re-attending between 3 & 9 months - Children	264	395	66.8%	59.2%	62.3%	59.8%
% of FP17s for the same patient ID Re-attending between 3 & 9 months - Adults	284	475	59.8%	49.9%	53.3%	52.1%
% of FP17s for Band 1 Urgent Courses	45	753	6.0%	10.1%	9.7%	9.2%
% of FP17s Relating to Free Repair or Replacements	4	753	0.5%	0.6%	0.6%	0.7%
% of FP17s Relating to Continuations	3	753	0.4%	0.5%	0.8%	0.8%
% of Patients satisfied with the dentistry they have received	0	1	N/A	92.6%	93.4%	93.4%
% of Patients satisfied with the time they had to wait for an appointment	1	1	N/A	85.1%	86.8%	87.6%

* This is based on patients treated on this contract for their most recent course of treatment. Figures in italics indicate the base number of FP17s or Patient Questionnaire responses are less than 100. N/A is shown where the base number of responses is less than 10 during the period. % is calculated as Quantity/Base number*100

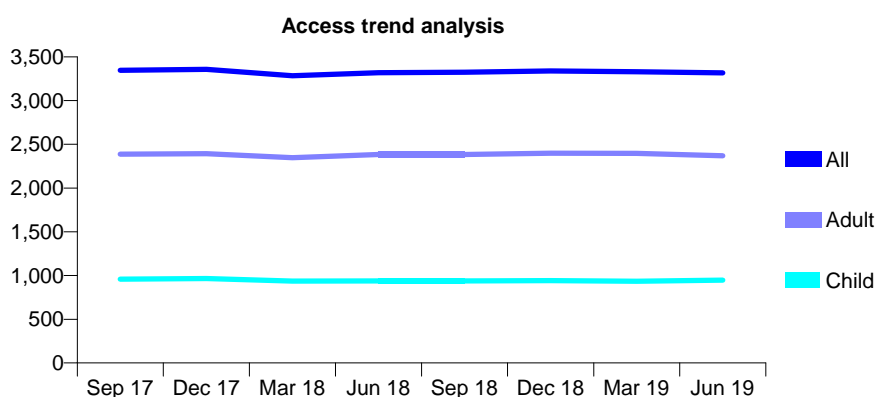
Q69 - Vital Signs At a Glance Contract Report for 159115/0004 - June 2019

Name or company name	The Dental Centre Ltd
Contract type name	GDS Contract
Purpose of contract	General
Contract start date	01/04/2008
Contract end date	

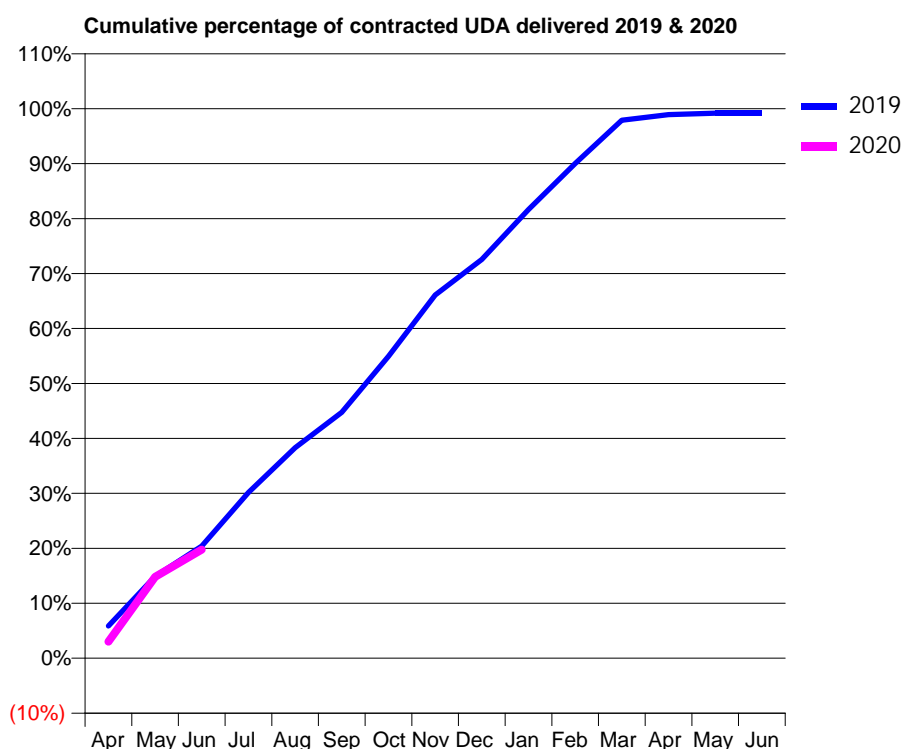
19/20 Contracted general activity (UDA)	12,449
Carry forward general activity (UDA)	0
19/20 Contracted orthodontic activity (UOA)	0
Carry forward orthodontic activity (UOA)	0
Baseline contract value	£363,828.66

ACCESS*

Patients seen in 24 months	Total	Change since previous quarter
Quarter ending June 2018	3,320	
Quarter ending September 2018	3,324	→
Quarter ending December 2018	3,339	→
Quarter ending March 2019	3,330	→
Quarter ending June 2019	3,317	→
Variance since June 2018	(0.1%)	→



ACTIVITY



Month	2019	2020
April	730	376
May	1,858	1,846
June	2,538	2,460
July	3,753	
August	4,769	
September	5,573	
October	6,839	
November	8,226	
December	9,036	
January	10,165	
February	11,206	
March	12,188	
April	12,314	
May	12,346	
June	12,347	

QUALITY

	Quantity	Base Number	Contract	AT	Region	England
% of FP17s for the same patient ID Re-attending within 3 months - Children	27	304	8.9%	10.7%	10.6%	11.4%
% of FP17s for the same patient ID Re-attending within 3 months - Adults	108	715	15.1%	14.5%	15.2%	15.4%
% of FP17s for the same patient ID Re-attending between 3 & 9 months - Children	179	304	58.9%	59.2%	62.3%	59.8%
% of FP17s for the same patient ID Re-attending between 3 & 9 months - Adults	442	715	61.8%	49.9%	53.3%	52.1%
% of FP17s for Band 1 Urgent Courses	92	936	9.8%	10.1%	9.7%	9.2%
% of FP17s Relating to Free Repair or Replacements	36	936	3.8%	0.6%	0.6%	0.7%
% of FP17s Relating to Continuations	5	936	0.5%	0.5%	0.8%	0.8%
% of Patients satisfied with the dentistry they have received	1	2	N/A	92.6%	93.4%	93.4%
% of Patients satisfied with the time they had to wait for an appointment	2	2	N/A	85.1%	86.8%	87.6%

* This is based on patients treated on this contract for their most recent course of treatment.

Figures in italics indicate the base number of FP17s or Patient Questionnaire responses are less than 100. N/A is shown where the base number of responses is less than 10 during the period. % is calculated as Quantity/Base number*100

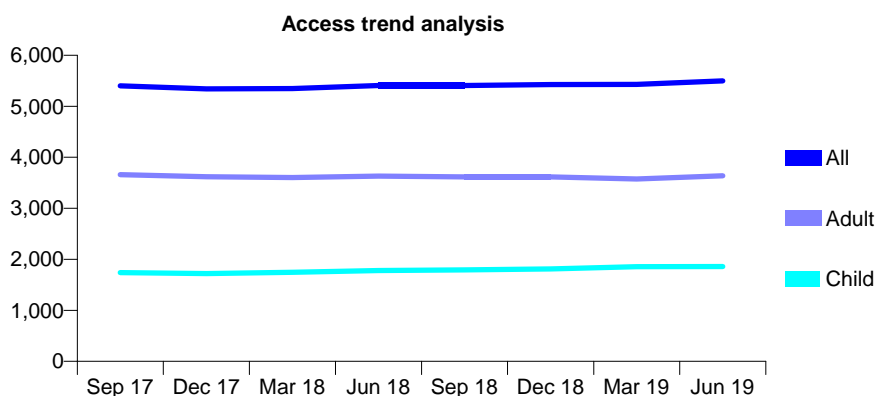
Q69 - Vital Signs At a Glance Contract Report for 162310/0001 - June 2019

Name or company name	WILDRIDINGS LTD
Contract type name	GDS Contract
Purpose of contract	General
Contract start date	24/09/2012
Contract end date	

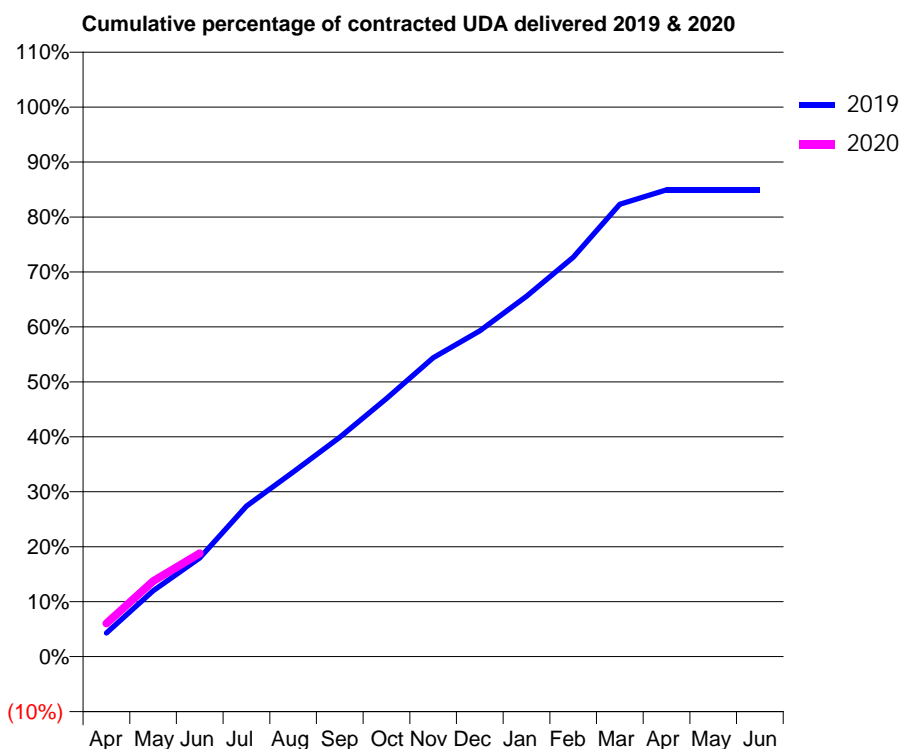
19/20 Contracted general activity (UDA)	17,822
Carry forward general activity (UDA)	0
19/20 Contracted orthodontic activity (UOA)	0
Carry forward orthodontic activity (UOA)	0
Baseline contract value	£492,131.44

ACCESS*

Patients seen in 24 months	Total	Change since previous quarter
Quarter ending June 2018	5,409	
Quarter ending September 2018	5,408	→
Quarter ending December 2018	5,426	→
Quarter ending March 2019	5,428	→
Quarter ending June 2019	5,497	→
Variance since June 2018	1.6%	→



ACTIVITY



Month	Adjusted Scheduled Activity (UDA)	
	2019	2020
April	767	1,078
May	2,141	2,449
June	3,203	3,349
July	4,880	
August	5,989	
September	7,111	
October	8,369	
November	9,692	
December	10,566	
January	11,684	
February	12,951	
March	14,667	
April	15,133	
May	15,135	
June	15,138	

QUALITY

	Quantity	Base Number	Contract	AT	Region	England
% of FP17s for the same patient ID Re-attending within 3 months - Children	40	618	6.5%	10.7%	10.6%	11.4%
% of FP17s for the same patient ID Re-attending within 3 months - Adults	134	1,081	12.4%	14.5%	15.2%	15.4%
% of FP17s for the same patient ID Re-attending between 3 & 9 months - Children	357	618	57.8%	59.2%	62.3%	59.8%
% of FP17s for the same patient ID Re-attending between 3 & 9 months - Adults	454	1,081	42.0%	49.9%	53.3%	52.1%
% of FP17s for Band 1 Urgent Courses	157	1,502	10.5%	10.1%	9.7%	9.2%
% of FP17s Relating to Free Repair or Replacements	9	1,502	0.6%	0.6%	0.6%	0.7%
% of FP17s Relating to Continuations	6	1,502	0.4%	0.5%	0.8%	0.8%
% of Patients satisfied with the dentistry they have received	2	2	N/A	92.6%	93.4%	93.4%
% of Patients satisfied with the time they had to wait for an appointment	2	2	N/A	85.1%	86.8%	87.6%

* This is based on patients treated on this contract for their most recent course of treatment. Figures in italics indicate the base number of FP17s or Patient Questionnaire responses are less than 100. N/A is shown where the base number of responses is less than 10 during the period. % is calculated as Quantity/Base number*100

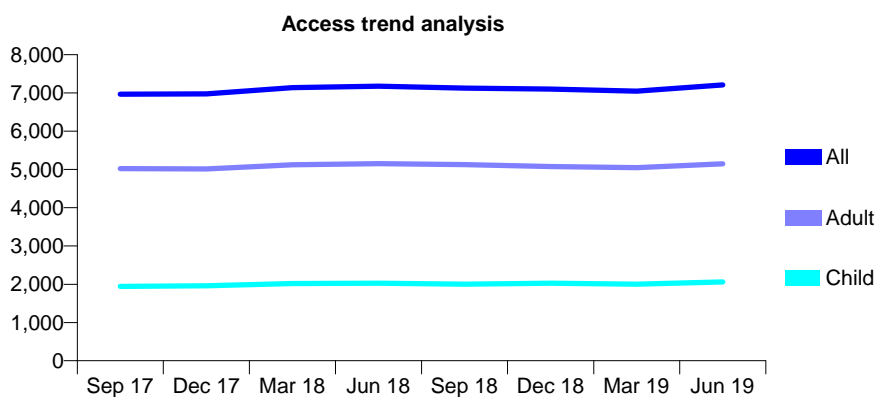
Q69 - Vital Signs At a Glance Contract Report for 162612/0001 - June 2019

Name or company name	Facial Aesthetics Dental Centre Ltd
Contract type name	GDS Contract
Purpose of contract	General
Contract start date	01/04/2008
Contract end date	

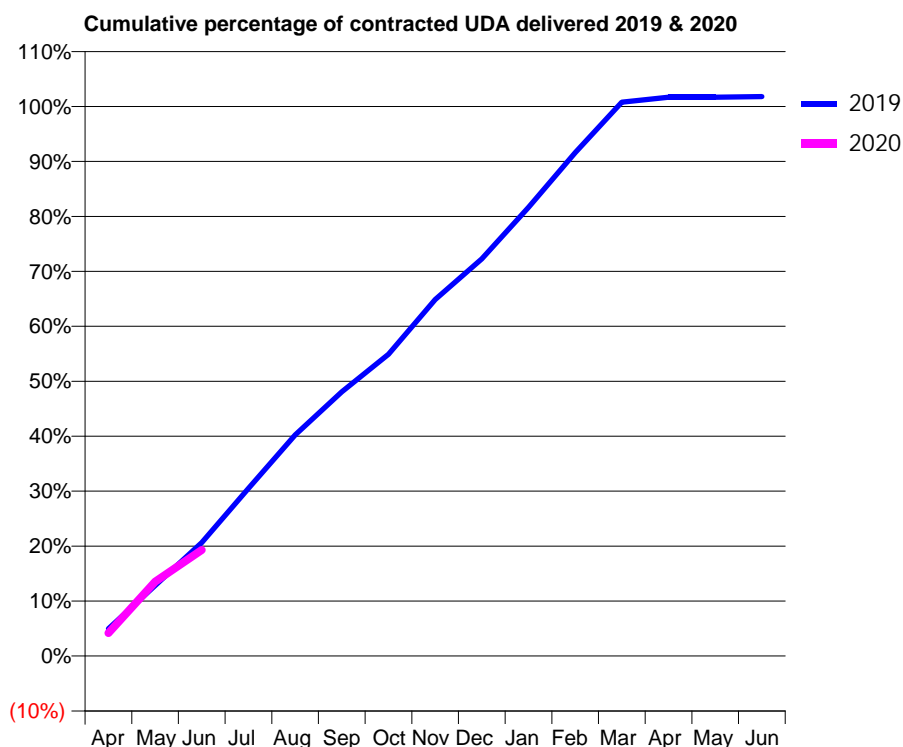
19/20 Contracted general activity (UDA)	15,974
Carry forward general activity (UDA)	0
19/20 Contracted orthodontic activity (UOA)	0
Carry forward orthodontic activity (UOA)	0
Baseline contract value	£447,555.38

ACCESS*

Patients seen in 24 months	Total	Change since previous quarter
Quarter ending June 2018	7,175	
Quarter ending September 2018	7,128	→
Quarter ending December 2018	7,104	→
Quarter ending March 2019	7,046	→
Quarter ending June 2019	7,210	↑
Variance since June 2018	0.5%	→



ACTIVITY



Month	Adjusted Scheduled Activity (UDA)	
	2019	2020
April	792	669
May	2,050	2,160
June	3,295	3,084
July	4,876	
August	6,425	
September	7,676	
October	8,769	
November	10,363	
December	11,543	
January	13,040	
February	14,632	
March	16,096	
April	16,242	
May	16,245	
June	16,261	

QUALITY

	Quantity	Base Number	Contract	AT	Region	England
% of FP17s for the same patient ID Re-attending within 3 months - Children	50	802	6.2%	10.7%	10.6%	11.4%
% of FP17s for the same patient ID Re-attending within 3 months - Adults	220	1,460	15.1%	14.5%	15.2%	15.4%
% of FP17s for the same patient ID Re-attending between 3 & 9 months - Children	467	802	58.2%	59.2%	62.3%	59.8%
% of FP17s for the same patient ID Re-attending between 3 & 9 months - Adults	616	1,460	42.2%	49.9%	53.3%	52.1%
% of FP17s for Band 1 Urgent Courses	110	1,756	6.3%	10.1%	9.7%	9.2%
% of FP17s Relating to Free Repair or Replacements	15	1,756	0.9%	0.6%	0.6%	0.7%
% of FP17s Relating to Continuations	29	1,756	1.7%	0.5%	0.8%	0.8%
% of Patients satisfied with the dentistry they have received	2	4	N/A	92.6%	93.4%	93.4%
% of Patients satisfied with the time they had to wait for an appointment	2	4	N/A	85.1%	86.8%	87.6%

* This is based on patients treated on this contract for their most recent course of treatment. Figures in italics indicate the base number of FP17s or Patient Questionnaire responses are less than 100. N/A is shown where the base number of responses is less than 10 during the period. % is calculated as Quantity/Base number*100

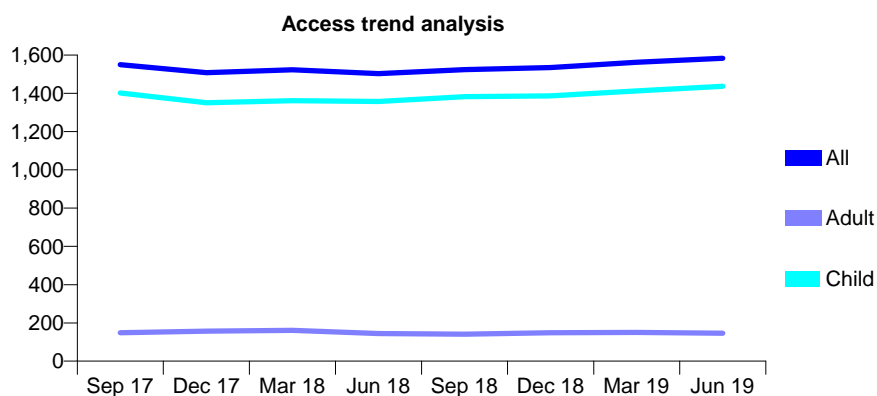
Q69 - Vital Signs At a Glance Contract Report for 163678/0001 - June 2019

Name or company name	Oaktree Dental Practice
Contract type name	GDS Contract
Purpose of contract	General
Contract start date	02/06/2014
Contract end date	

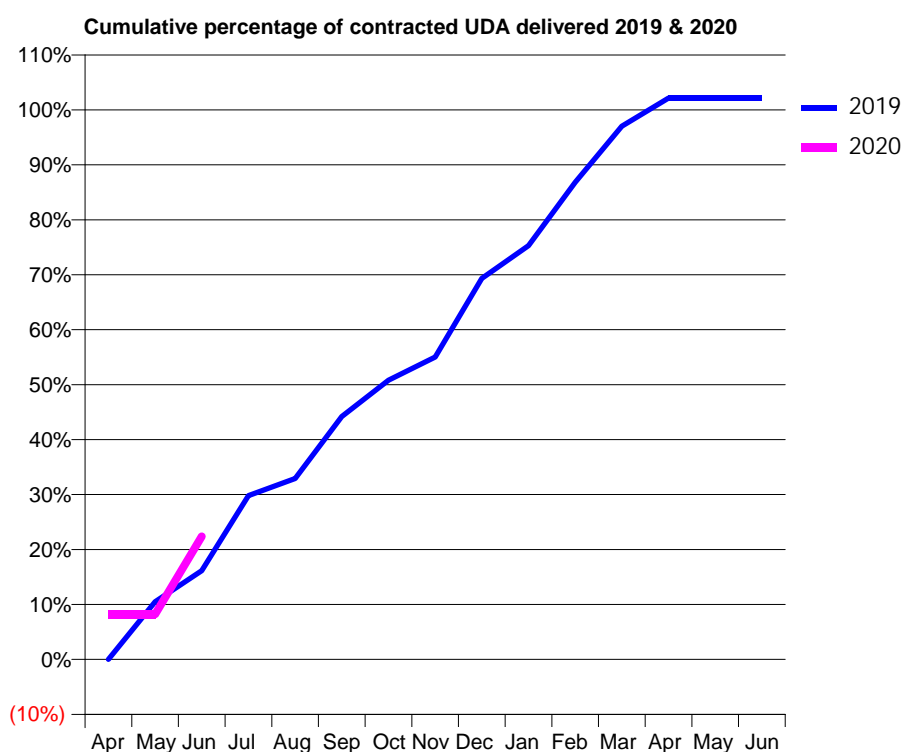
19/20 Contracted general activity (UDA)	2,944
Carry forward general activity (UDA)	0
19/20 Contracted orthodontic activity (UOA)	0
Carry forward orthodontic activity (UOA)	0
Baseline contract value	£53,889.24

ACCESS*

Patients seen in 24 months	Total	Change since previous quarter
Quarter ending June 2018	1,503	
Quarter ending September 2018	1,524	→
Quarter ending December 2018	1,535	→
Quarter ending March 2019	1,563	→
Quarter ending June 2019	1,583	→
Variance since June 2018	5.3%	↑



ACTIVITY



Month	2019	2020
April	0	242
May	309	242
June	475	659
July	878	
August	969	
September	1,301	
October	1,496	
November	1,620	
December	2,041	
January	2,217	
February	2,556	
March	2,856	
April	3,007	
May	3,007	
June	3,007	

QUALITY

	Quantity	Base Number	Contract	AT	Region	England
% of FP17s for the same patient ID Re-attending within 3 months - Children	31	596	5.2%	10.7%	10.6%	11.4%
% of FP17s for the same patient ID Re-attending within 3 months - Adults	1	20	5.0%	14.5%	15.2%	15.4%
% of FP17s for the same patient ID Re-attending between 3 & 9 months - Children	356	596	59.7%	59.2%	62.3%	59.8%
% of FP17s for the same patient ID Re-attending between 3 & 9 months - Adults	11	20	55.0%	49.9%	53.3%	52.1%
% of FP17s for Band 1 Urgent Courses	17	495	3.4%	10.1%	9.7%	9.2%
% of FP17s Relating to Free Repair or Replacements	0	495	0.0%	0.6%	0.6%	0.7%
% of FP17s Relating to Continuations	1	495	0.2%	0.5%	0.8%	0.8%
% of Patients satisfied with the dentistry they have received	1	1	N/A	92.6%	93.4%	93.4%
% of Patients satisfied with the time they had to wait for an appointment	1	1	N/A	85.1%	86.8%	87.6%

* This is based on patients treated on this contract for their most recent course of treatment. Figures in italics indicate the base number of FP17s or Patient Questionnaire responses are less than 100. N/A is shown where the base number of responses is less than 10 during the period. % is calculated as Quantity/Base number*100

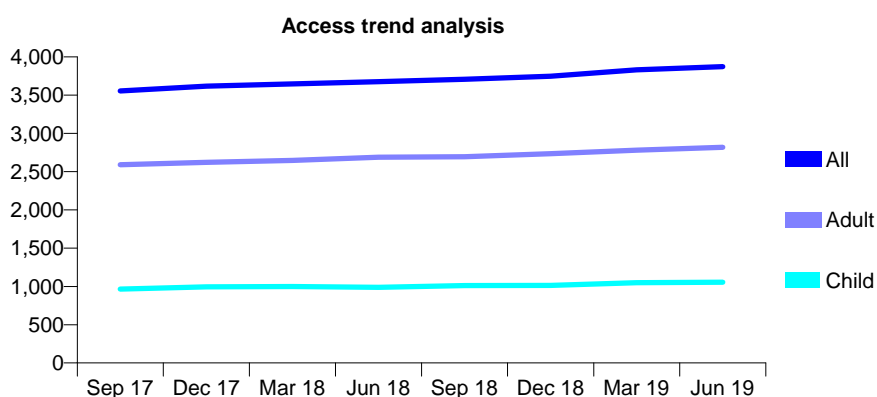
Q69 - Vital Signs At a Glance Contract Report for 164704/0001 - June 2019

Name or company name	White Smiles Ltd
Contract type name	GDS Contract
Purpose of contract	General
Contract start date	15/03/2008
Contract end date	

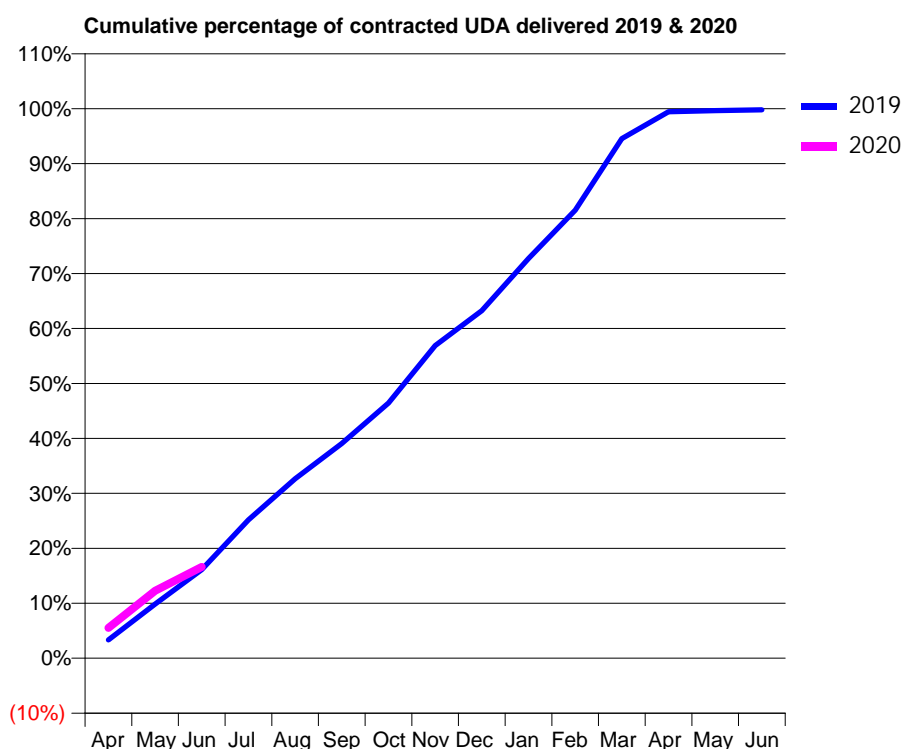
19/20 Contracted general activity (UDA)	11,033
Carry forward general activity (UDA)	0
19/20 Contracted orthodontic activity (UOA)	0
Carry forward orthodontic activity (UOA)	0
Baseline contract value	£323,838.20

ACCESS*

Patients seen in 24 months	Total	Change since previous quarter
Quarter ending June 2018	3,676	
Quarter ending September 2018	3,708	→
Quarter ending December 2018	3,746	→
Quarter ending March 2019	3,830	↑
Quarter ending June 2019	3,872	→
Variance since June 2018	5.3%	↑



ACTIVITY



Month	2019	2020
April	368	608
May	1,087	1,353
June	1,779	1,833
July	2,778	
August	3,603	
September	4,309	
October	5,123	
November	6,276	
December	6,975	
January	8,026	
February	8,994	
March	10,431	
April	10,970	
May	10,991	
June	11,008	

QUALITY

	Quantity	Base Number	Contract	AT	Region	England
% of FP17s for the same patient ID Re-attending within 3 months - Children	19	319	6.0%	10.7%	10.6%	11.4%
% of FP17s for the same patient ID Re-attending within 3 months - Adults	88	802	11.0%	14.5%	15.2%	15.4%
% of FP17s for the same patient ID Re-attending between 3 & 9 months - Children	212	319	66.5%	59.2%	62.3%	59.8%
% of FP17s for the same patient ID Re-attending between 3 & 9 months - Adults	455	802	56.7%	49.9%	53.3%	52.1%
% of FP17s for Band 1 Urgent Courses	55	907	6.1%	10.1%	9.7%	9.2%
% of FP17s Relating to Free Repair or Replacements	3	907	0.3%	0.6%	0.6%	0.7%
% of FP17s Relating to Continuations	7	907	0.8%	0.5%	0.8%	0.8%
% of Patients satisfied with the dentistry they have received	3	3	N/A	92.6%	93.4%	93.4%
% of Patients satisfied with the time they had to wait for an appointment	3	3	N/A	85.1%	86.8%	87.6%

* This is based on patients treated on this contract for their most recent course of treatment. Figures in italics indicate the base number of FP17s or Patient Questionnaire responses are less than 100. N/A is shown where the base number of responses is less than 10 during the period. % is calculated as Quantity/Base number*100

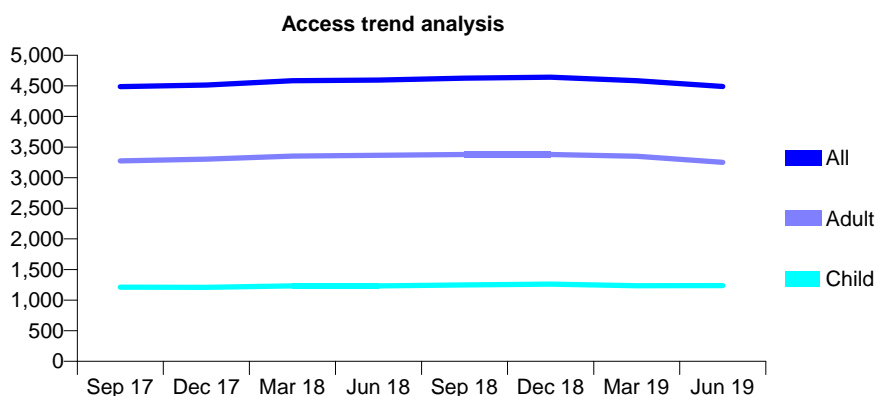
Q69 - Vital Signs At a Glance Contract Report for 165328/0001 - June 2019

Name or company name	Scandic Dental Care
Contract type name	GDS Contract
Purpose of contract	General
Contract start date	01/11/2011
Contract end date	

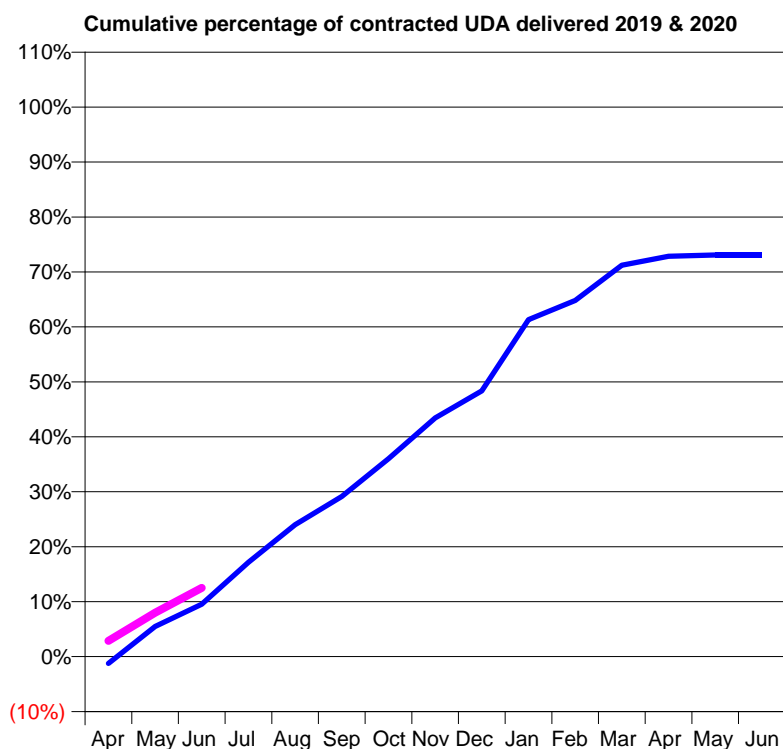
19/20 Contracted general activity (UDA)	17,011
Carry forward general activity (UDA)	0
19/20 Contracted orthodontic activity (UOA)	0
Carry forward orthodontic activity (UOA)	0
Baseline contract value	£479,627.12

ACCESS*

Patients seen in 24 months	Total	Change since previous quarter
Quarter ending June 2018	4,596	
Quarter ending September 2018	4,627	→
Quarter ending December 2018	4,641	→
Quarter ending March 2019	4,585	↓
Quarter ending June 2019	4,491	↓
Variance since June 2018	(2.3%)	↓



ACTIVITY



Month	Adjusted Scheduled Activity (UDA)	
	2019	2020
April	-211	487
May	933	1,358
June	1,624	2,127
July	2,920	
August	4,085	
September	4,955	
October	6,130	
November	7,392	
December	8,223	
January	10,429	
February	11,023	
March	12,114	
April	12,396	
May	12,431	
June	12,431	

QUALITY

	Quantity	Base Number	Contract	AT	Region	England
% of FP17s for the same patient ID Re-attending within 3 months - Children	29	339	8.6%	10.7%	10.6%	11.4%
% of FP17s for the same patient ID Re-attending within 3 months - Adults	67	730	9.2%	14.5%	15.2%	15.4%
% of FP17s for the same patient ID Re-attending between 3 & 9 months - Children	170	339	50.1%	59.2%	62.3%	59.8%
% of FP17s for the same patient ID Re-attending between 3 & 9 months - Adults	418	730	57.3%	49.9%	53.3%	52.1%
% of FP17s for Band 1 Urgent Courses	32	820	3.9%	10.1%	9.7%	9.2%
% of FP17s Relating to Free Repair or Replacements	14	820	1.7%	0.6%	0.6%	0.7%
% of FP17s Relating to Continuations	0	820	0.0%	0.5%	0.8%	0.8%
% of Patients satisfied with the dentistry they have received	6	6	N/A	92.6%	93.4%	93.4%
% of Patients satisfied with the time they had to wait for an appointment	6	6	N/A	85.1%	86.8%	87.6%

* This is based on patients treated on this contract for their most recent course of treatment. Figures in italics indicate the base number of FP17s or Patient Questionnaire responses are less than 100. N/A is shown where the base number of responses is less than 10 during the period. % is calculated as Quantity/Base number*100

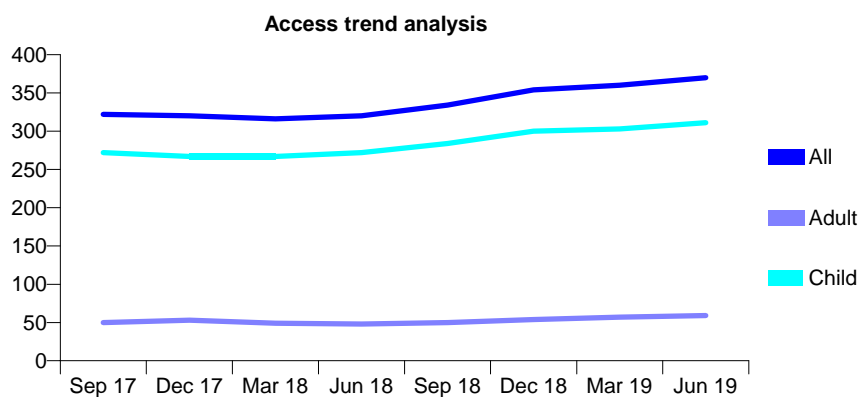
Q69 - Vital Signs At a Glance Contract Report for 166065/0001 - June 2019

Name or company name	The Elms Dental Practice
Contract type name	GDS Contract
Purpose of contract	General
Contract start date	01/04/2011
Contract end date	

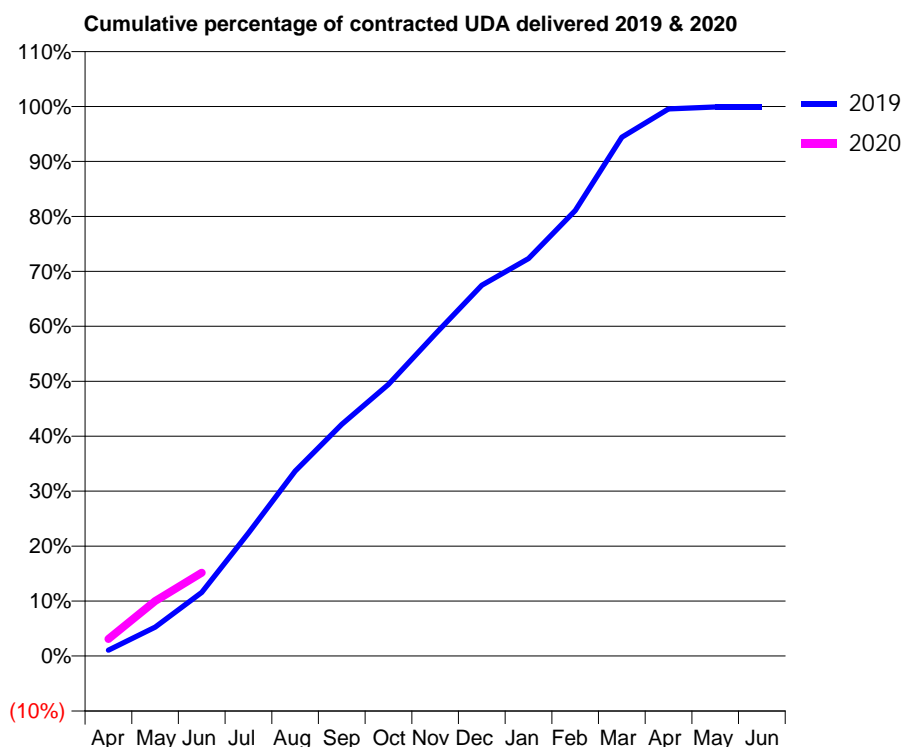
19/20 Contracted general activity (UDA)	840
Carry forward general activity (UDA)	0
19/20 Contracted orthodontic activity (UOA)	0
Carry forward orthodontic activity (UOA)	0
Baseline contract value	£20,253.73

ACCESS*

Patients seen in 24 months	Total	Change since previous quarter
Quarter ending June 2018	320	
Quarter ending September 2018	334	↑
Quarter ending December 2018	354	↑
Quarter ending March 2019	360	→
Quarter ending June 2019	370	↑
Variance since June 2018	15.6%	↑



ACTIVITY



Month	Adjusted Scheduled Activity (UDA)	
	2019	2020
April	9	26
May	44	84
June	97	127
July	188	
August	283	
September	354	
October	415	
November	492	
December	567	
January	608	
February	681	
March	793	
April	836	
May	839	
June	839	

QUALITY

	Quantity	Base Number	Contract	AT	Region	England
% of FP17s for the same patient ID Re-attending within 3 months - Children	6	107	5.6%	10.7%	10.6%	11.4%
% of FP17s for the same patient ID Re-attending within 3 months - Adults	1	11	9.1%	14.5%	15.2%	15.4%
% of FP17s for the same patient ID Re-attending between 3 & 9 months - Children	80	107	74.8%	59.2%	62.3%	59.8%
% of FP17s for the same patient ID Re-attending between 3 & 9 months - Adults	8	11	72.7%	49.9%	53.3%	52.1%
% of FP17s for Band 1 Urgent Courses	2	82	2.4%	10.1%	9.7%	9.2%
% of FP17s Relating to Free Repair or Replacements	0	82	0.0%	0.6%	0.6%	0.7%
% of FP17s Relating to Continuations	0	82	0.0%	0.5%	0.8%	0.8%
% of Patients satisfied with the dentistry they have received	1	1	N/A	92.6%	93.4%	93.4%
% of Patients satisfied with the time they had to wait for an appointment	1	1	N/A	85.1%	86.8%	87.6%

* This is based on patients treated on this contract for their most recent course of treatment. Figures in italics indicate the base number of FP17s or Patient Questionnaire responses are less than 100. N/A is shown where the base number of responses is less than 10 during the period. % is calculated as Quantity/Base number*100

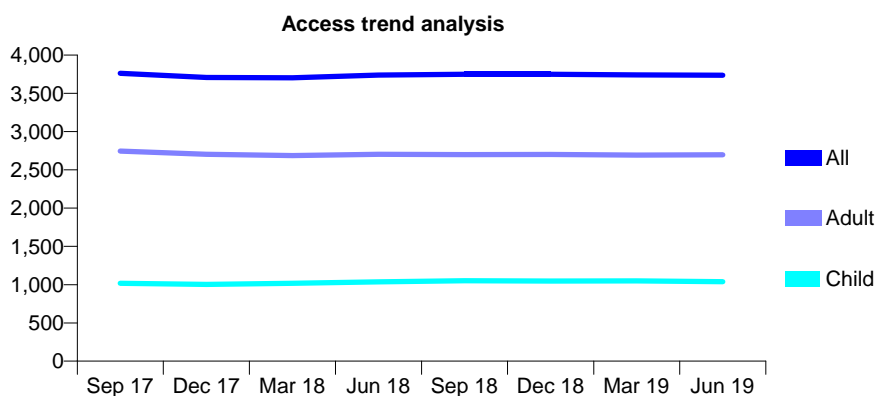
Q69 - Vital Signs At a Glance Contract Report for 166162/0001 - June 2019

Name or company name	Cressex Dental Practice
Contract type name	GDS Contract
Purpose of contract	General
Contract start date	02/08/2013
Contract end date	

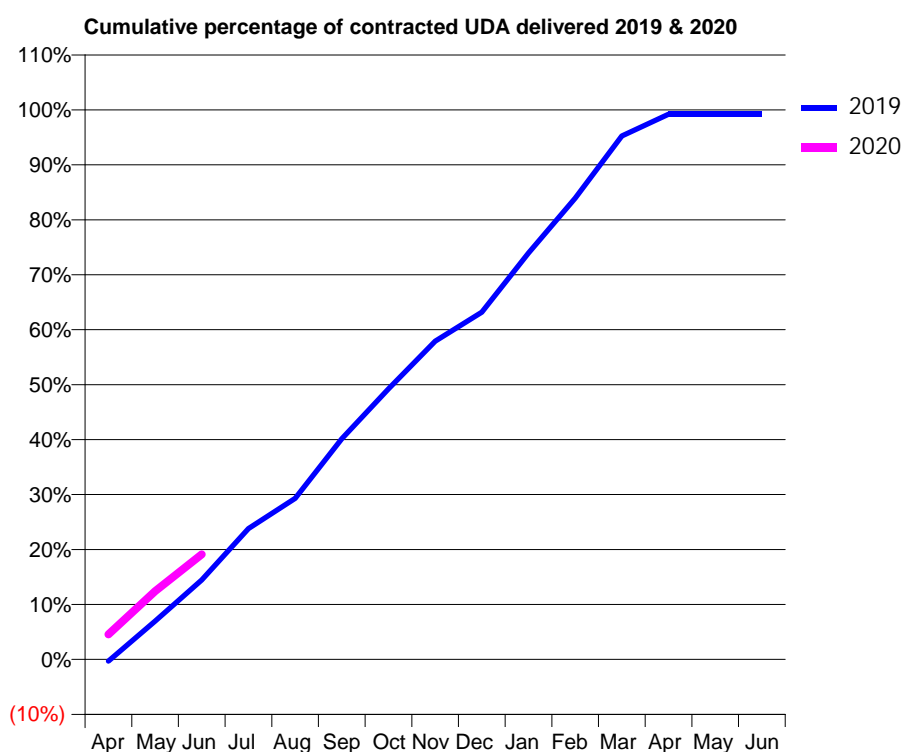
19/20 Contracted general activity (UDA)	11,710
Carry forward general activity (UDA)	0
19/20 Contracted orthodontic activity (UOA)	0
Carry forward orthodontic activity (UOA)	0
Baseline contract value	£364,304.05

ACCESS*

Patients seen in 24 months	Total	Change since previous quarter
Quarter ending June 2018	3,740	
Quarter ending September 2018	3,750	→
Quarter ending December 2018	3,748	→
Quarter ending March 2019	3,741	→
Quarter ending June 2019	3,736	→
Variance since June 2018	(0.1%)	→



ACTIVITY



Month	Adjusted Scheduled Activity (UDA)	
	2019	2020
April	-38	535
May	817	1,453
June	1,692	2,237
July	2,788	
August	3,432	
September	4,701	
October	5,765	
November	6,782	
December	7,398	
January	8,659	
February	9,830	
March	11,152	
April	11,615	
May	11,615	
June	11,615	

QUALITY

	Quantity	Base Number	Contract	AT	Region	England
% of FP17s for the same patient ID Re-attending within 3 months - Children	18	363	5.0%	10.7%	10.6%	11.4%
% of FP17s for the same patient ID Re-attending within 3 months - Adults	109	881	12.4%	14.5%	15.2%	15.4%
% of FP17s for the same patient ID Re-attending between 3 & 9 months - Children	263	363	72.5%	59.2%	62.3%	59.8%
% of FP17s for the same patient ID Re-attending between 3 & 9 months - Adults	549	881	62.3%	49.9%	53.3%	52.1%
% of FP17s for Band 1 Urgent Courses	75	1,037	7.2%	10.1%	9.7%	9.2%
% of FP17s Relating to Free Repair or Replacements	5	1,037	0.5%	0.6%	0.6%	0.7%
% of FP17s Relating to Continuations	11	1,037	1.1%	0.5%	0.8%	0.8%
% of Patients satisfied with the dentistry they have received	3	3	N/A	92.6%	93.4%	93.4%
% of Patients satisfied with the time they had to wait for an appointment	3	3	N/A	85.1%	86.8%	87.6%

* This is based on patients treated on this contract for their most recent course of treatment. Figures in italics indicate the base number of FP17s or Patient Questionnaire responses are less than 100. N/A is shown where the base number of responses is less than 10 during the period. % is calculated as Quantity/Base number*100

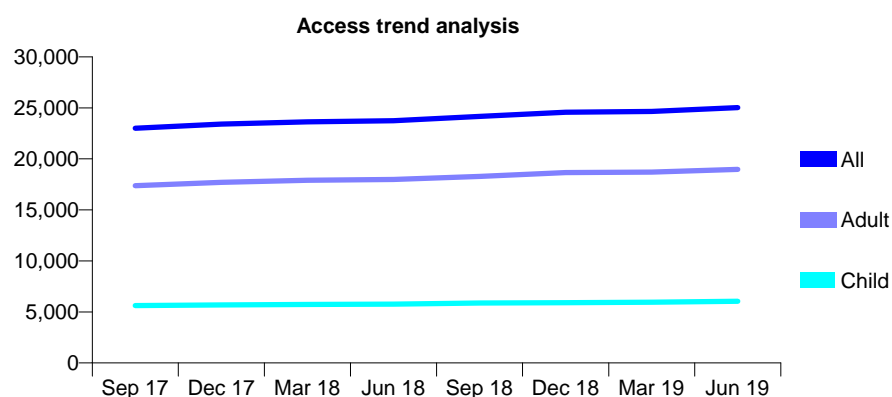
Q69 - Vital Signs At a Glance Contract Report for 166413/0001 - June 2019

Name or company name	ALAN LEWIS & ASSOCIATES LTD
Contract type name	GDS Contract
Purpose of contract	General
Contract start date	27/11/2009
Contract end date	

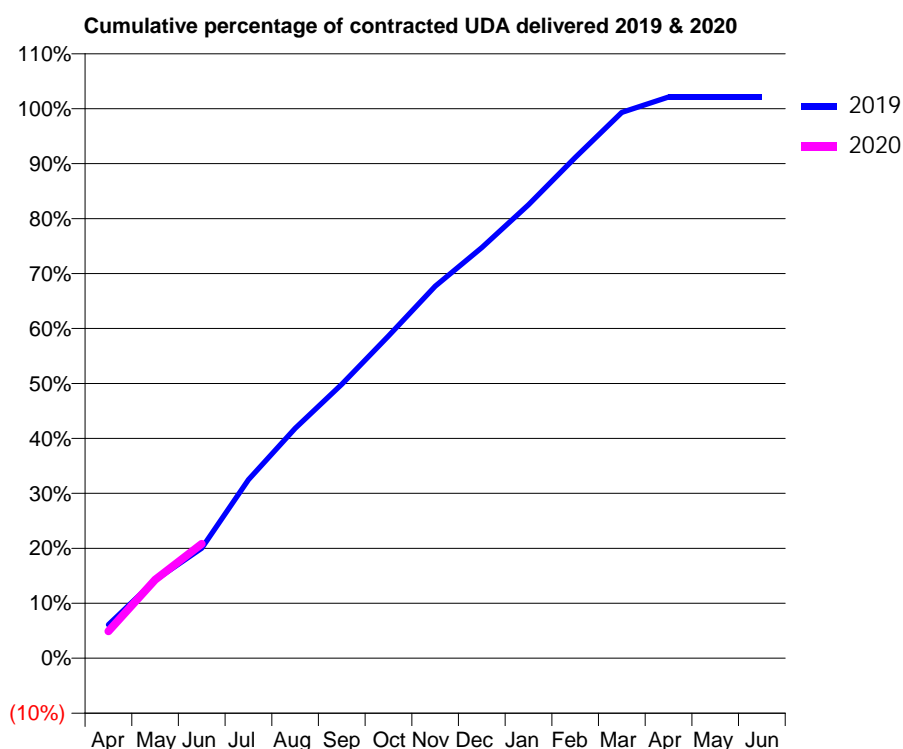
19/20 Contracted general activity (UDA)	59,263
Carry forward general activity (UDA)	0
19/20 Contracted orthodontic activity (UOA)	0
Carry forward orthodontic activity (UOA)	0
Baseline contract value	£1,641,907.02

ACCESS*

Patients seen in 24 months	Total	Change since previous quarter
Quarter ending June 2018	23,740	
Quarter ending September 2018	24,158	→
Quarter ending December 2018	24,563	→
Quarter ending March 2019	24,653	→
Quarter ending June 2019	25,024	→
Variance since June 2018	5.4%	↑



ACTIVITY



Month	2019	2020
April	3,974	2,916
May	9,260	8,463
June	13,064	12,329
July	21,181	
August	27,274	
September	32,499	
October	38,225	
November	44,123	
December	48,699	
January	53,797	
February	59,392	
March	64,743	
April	66,559	
May	66,573	
June	66,572	

QUALITY

	Quantity	Base Number	Contract	AT	Region	England
% of FP17s for the same patient ID Re-attending within 3 months - Children	110	1,747	6.3%	10.7%	10.6%	11.4%
% of FP17s for the same patient ID Re-attending within 3 months - Adults	497	4,575	10.9%	14.5%	15.2%	15.4%
% of FP17s for the same patient ID Re-attending between 3 & 9 months - Children	827	1,747	47.3%	59.2%	62.3%	59.8%
% of FP17s for the same patient ID Re-attending between 3 & 9 months - Adults	2,056	4,575	44.9%	49.9%	53.3%	52.1%
% of FP17s for Band 1 Urgent Courses	524	5,455	9.6%	10.1%	9.7%	9.2%
% of FP17s Relating to Free Repair or Replacements	47	5,455	0.9%	0.6%	0.6%	0.7%
% of FP17s Relating to Continuations	20	5,455	0.4%	0.5%	0.8%	0.8%
% of Patients satisfied with the dentistry they have received	9	9	N/A	92.6%	93.4%	93.4%
% of Patients satisfied with the time they had to wait for an appointment	7	9	N/A	85.1%	86.8%	87.6%

* This is based on patients treated on this contract for their most recent course of treatment.

Figures in italics indicate the base number of FP17s or Patient Questionnaire responses are less than 100. N/A is shown where the base number of responses is less than 10 during the period. % is calculated as Quantity/Base number*100

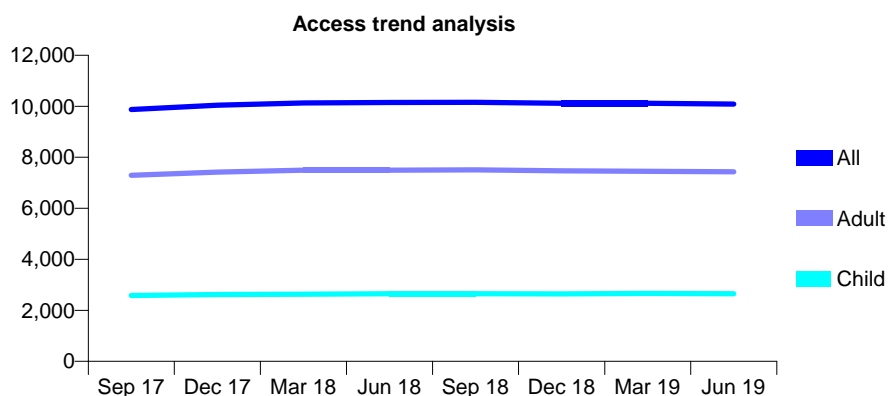
Q69 - Vital Signs At a Glance Contract Report for 166847/0001 - June 2019

Name or company name	Ratti GDS Contract Partnership
Contract type name	GDS Contract
Purpose of contract	General
Contract start date	01/10/2015
Contract end date	

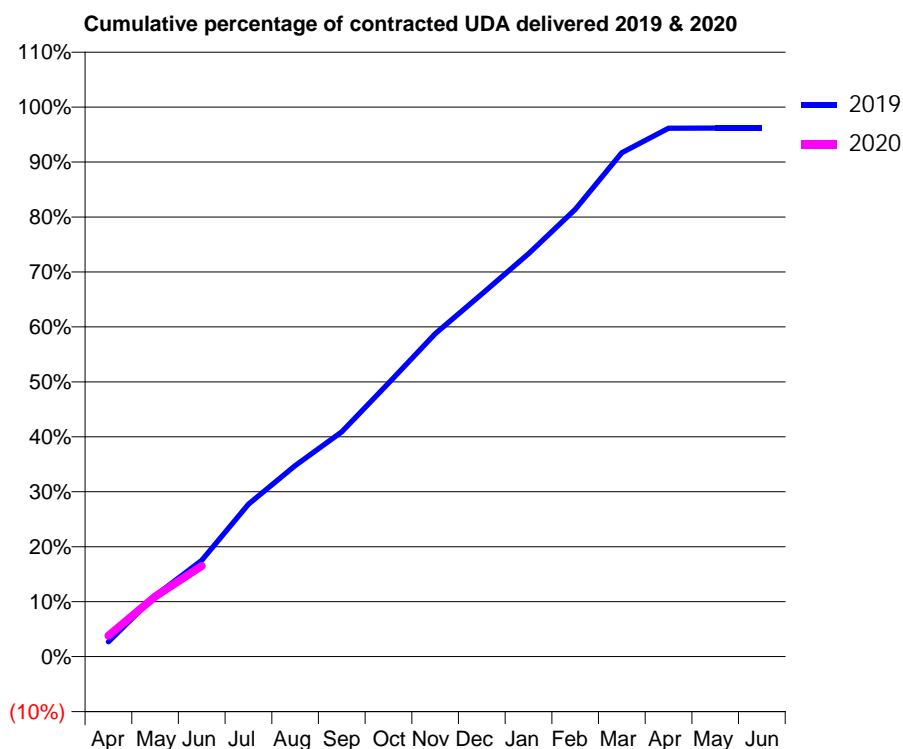
19/20 Contracted general activity (UDA)	25,867
Carry forward general activity (UDA)	0
19/20 Contracted orthodontic activity (UOA)	0
Carry forward orthodontic activity (UOA)	0
Baseline contract value	£633,674.93

ACCESS*

Patients seen in 24 months	Total	Change since previous quarter
Quarter ending June 2018	10,149	
Quarter ending September 2018	10,159	→
Quarter ending December 2018	10,114	→
Quarter ending March 2019	10,120	→
Quarter ending June 2019	10,090	→
Variance since June 2018	(0.6%)	→



ACTIVITY



Month	Adjusted Scheduled Activity (UDA)	
	2019	2020
April	699	980
May	2,868	2,829
June	4,528	4,269
July	7,176	
August	8,990	
September	10,583	
October	12,874	
November	15,199	
December	17,061	
January	18,969	
February	21,051	
March	23,720	
April	24,865	
May	24,877	
June	24,877	

QUALITY

	Quantity	Base Number	Contract	AT	Region	England
% of FP17s for the same patient ID Re-attending within 3 months - Children	61	919	6.6%	10.7%	10.6%	11.4%
% of FP17s for the same patient ID Re-attending within 3 months - Adults	347	2,296	15.1%	14.5%	15.2%	15.4%
% of FP17s for the same patient ID Re-attending between 3 & 9 months - Children	565	919	61.5%	59.2%	62.3%	59.8%
% of FP17s for the same patient ID Re-attending between 3 & 9 months - Adults	1,233	2,296	53.7%	49.9%	53.3%	52.1%
% of FP17s for Band 1 Urgent Courses	200	2,685	7.4%	10.1%	9.7%	9.2%
% of FP17s Relating to Free Repair or Replacements	21	2,685	0.8%	0.6%	0.6%	0.7%
% of FP17s Relating to Continuations	20	2,685	0.7%	0.5%	0.8%	0.8%
% of Patients satisfied with the dentistry they have received	3	3	N/A	92.6%	93.4%	93.4%
% of Patients satisfied with the time they had to wait for an appointment	3	3	N/A	85.1%	86.8%	87.6%

* This is based on patients treated on this contract for their most recent course of treatment. Figures in italics indicate the base number of FP17s or Patient Questionnaire responses are less than 100. N/A is shown where the base number of responses is less than 10 during the period. % is calculated as Quantity/Base number*100

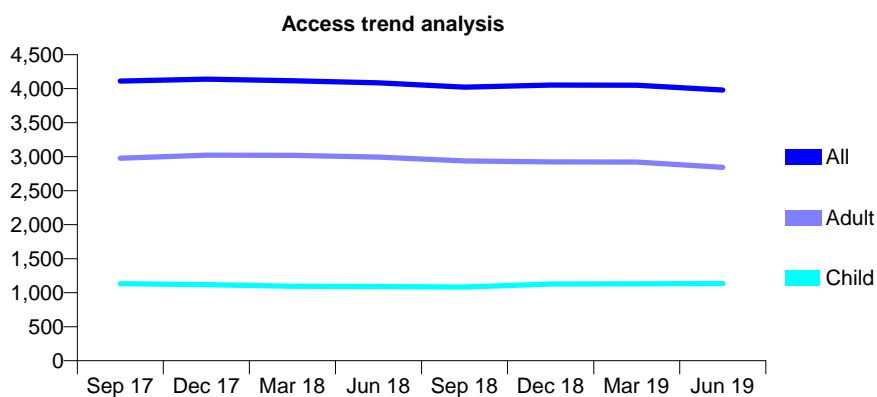
Q69 - Vital Signs At a Glance Contract Report for 167320/0001 - June 2019

Name or company name	MANOR DENTAL CARE
Contract type name	GDS Contract
Purpose of contract	General
Contract start date	01/06/2011
Contract end date	

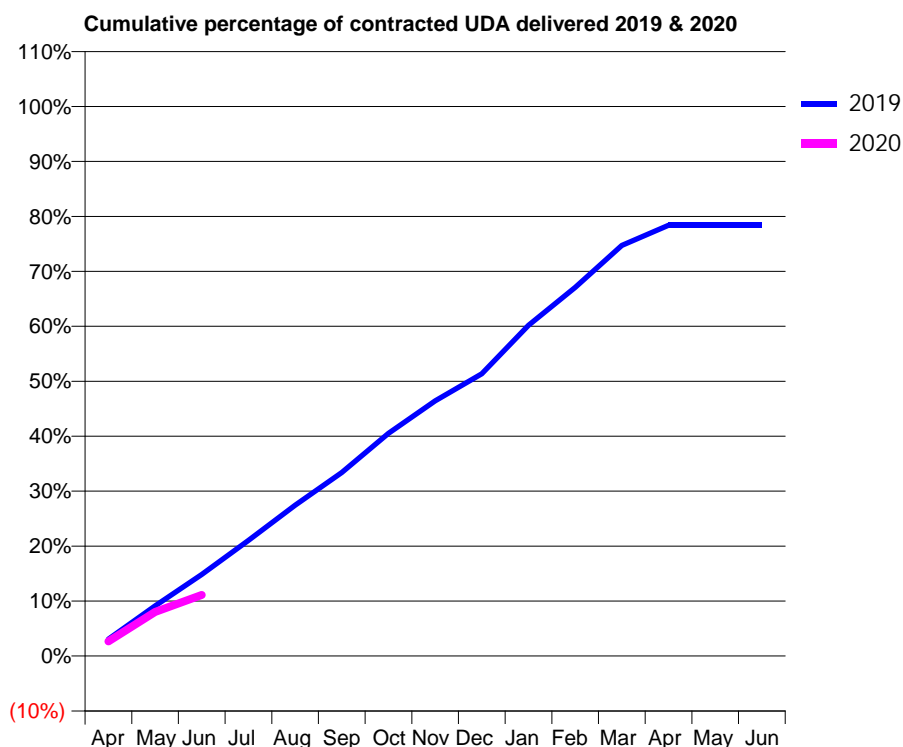
19/20 Contracted general activity (UDA)	15,661
Carry forward general activity (UDA)	0
19/20 Contracted orthodontic activity (UOA)	0
Carry forward orthodontic activity (UOA)	0
Baseline contract value	£457,990.72

ACCESS*

Patients seen in 24 months	Total	Change since previous quarter
Quarter ending June 2018	4,085	
Quarter ending September 2018	4,023	↓
Quarter ending December 2018	4,053	→
Quarter ending March 2019	4,050	→
Quarter ending June 2019	3,980	↓
Variance since June 2018	(2.6%)	↓



ACTIVITY



Month	Adjusted Scheduled Activity (UDA)	
	2019	2020
April	480	421
May	1,432	1,257
June	2,325	1,742
July	3,296	
August	4,300	
September	5,232	
October	6,350	
November	7,272	
December	8,042	
January	9,425	
February	10,505	
March	11,698	
April	12,272	
May	12,272	
June	12,272	

QUALITY

	Quantity	Base Number	Contract	AT	Region	England
% of FP17s for the same patient ID Re-attending within 3 months - Children	31	332	9.3%	10.7%	10.6%	11.4%
% of FP17s for the same patient ID Re-attending within 3 months - Adults	97	627	15.5%	14.5%	15.2%	15.4%
% of FP17s for the same patient ID Re-attending between 3 & 9 months - Children	189	332	56.9%	59.2%	62.3%	59.8%
% of FP17s for the same patient ID Re-attending between 3 & 9 months - Adults	291	627	46.4%	49.9%	53.3%	52.1%
% of FP17s for Band 1 Urgent Courses	94	769	12.2%	10.1%	9.7%	9.2%
% of FP17s Relating to Free Repair or Replacements	2	769	0.3%	0.6%	0.6%	0.7%
% of FP17s Relating to Continuations	0	769	0.0%	0.5%	0.8%	0.8%
% of Patients satisfied with the dentistry they have received	1	1	N/A	92.6%	93.4%	93.4%
% of Patients satisfied with the time they had to wait for an appointment	1	1	N/A	85.1%	86.8%	87.6%

* This is based on patients treated on this contract for their most recent course of treatment. Figures in italics indicate the base number of FP17s or Patient Questionnaire responses are less than 100. N/A is shown where the base number of responses is less than 10 during the period. % is calculated as Quantity/Base number*100

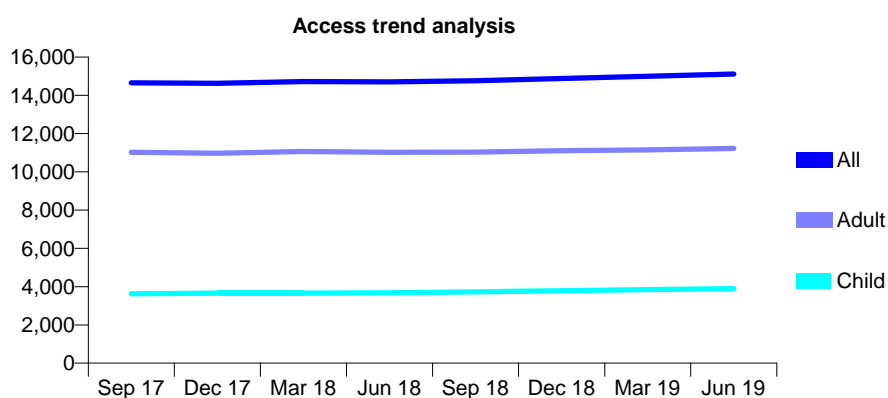
Q69 - Vital Signs At a Glance Contract Report for 167746/0001 - June 2019

Name or company name	Chipping Norton Dental Practice Limited
Contract type name	GDS Contract
Purpose of contract	General
Contract start date	01/09/2007
Contract end date	

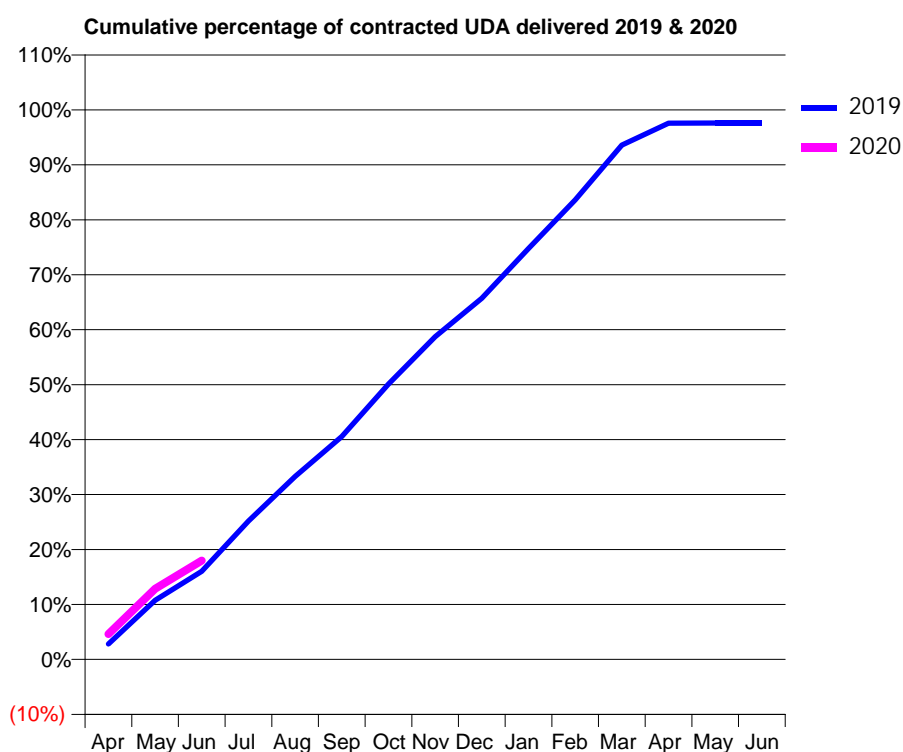
19/20 Contracted general activity (UDA)	35,904
Carry forward general activity (UDA)	0
19/20 Contracted orthodontic activity (UOA)	0
Carry forward orthodontic activity (UOA)	0
Baseline contract value	£883,489.63

ACCESS*

Patients seen in 24 months	Total	Change since previous quarter
Quarter ending June 2018	14,705	
Quarter ending September 2018	14,762	→
Quarter ending December 2018	14,880	→
Quarter ending March 2019	15,001	→
Quarter ending June 2019	15,113	→
Variance since June 2018	2.8%	↑



ACTIVITY



Adjusted Scheduled Activity (UDA)		
Month	2019	2020
April	1,047	1,660
May	4,034	4,621
June	6,007	6,460
July	9,446	
August	12,489	
September	15,212	
October	18,787	
November	22,027	
December	24,643	
January	28,042	
February	31,357	
March	35,101	
April	36,587	
May	36,609	
June	36,609	

QUALITY

	Quantity	Base Number	Contract	AT	Region	England
% of FP17s for the same patient ID Re-attending within 3 months - Children	49	1,227	4.0%	10.7%	10.6%	11.4%
% of FP17s for the same patient ID Re-attending within 3 months - Adults	296	3,108	9.5%	14.5%	15.2%	15.4%
% of FP17s for the same patient ID Re-attending between 3 & 9 months - Children	726	1,227	59.2%	59.2%	62.3%	59.8%
% of FP17s for the same patient ID Re-attending between 3 & 9 months - Adults	1,680	3,108	54.1%	49.9%	53.3%	52.1%
% of FP17s for Band 1 Urgent Courses	273	3,639	7.5%	10.1%	9.7%	9.2%
% of FP17s Relating to Free Repair or Replacements	10	3,639	0.3%	0.6%	0.6%	0.7%
% of FP17s Relating to Continuations	11	3,639	0.3%	0.5%	0.8%	0.8%
% of Patients satisfied with the dentistry they have received	6	8	N/A	92.6%	93.4%	93.4%
% of Patients satisfied with the time they had to wait for an appointment	8	8	N/A	85.1%	86.8%	87.6%

* This is based on patients treated on this contract for their most recent course of treatment.

Figures in italics indicate the base number of FP17s or Patient Questionnaire responses are less than 100. N/A is shown where the base number of responses is less than 10 during the period. % is calculated as Quantity/Base number*100

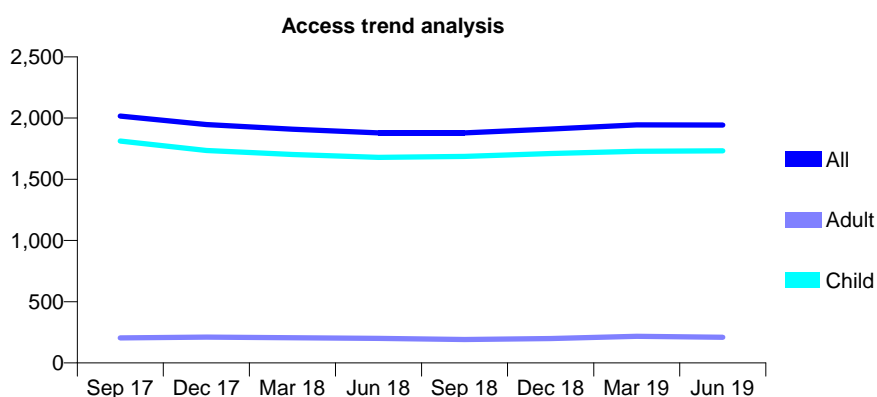
Q69 - Vital Signs At a Glance Contract Report for 169153/0001 - June 2019

Name or company name	Prospect Street Dental Practice
Contract type name	GDS Contract
Purpose of contract	General
Contract start date	27/11/2013
Contract end date	

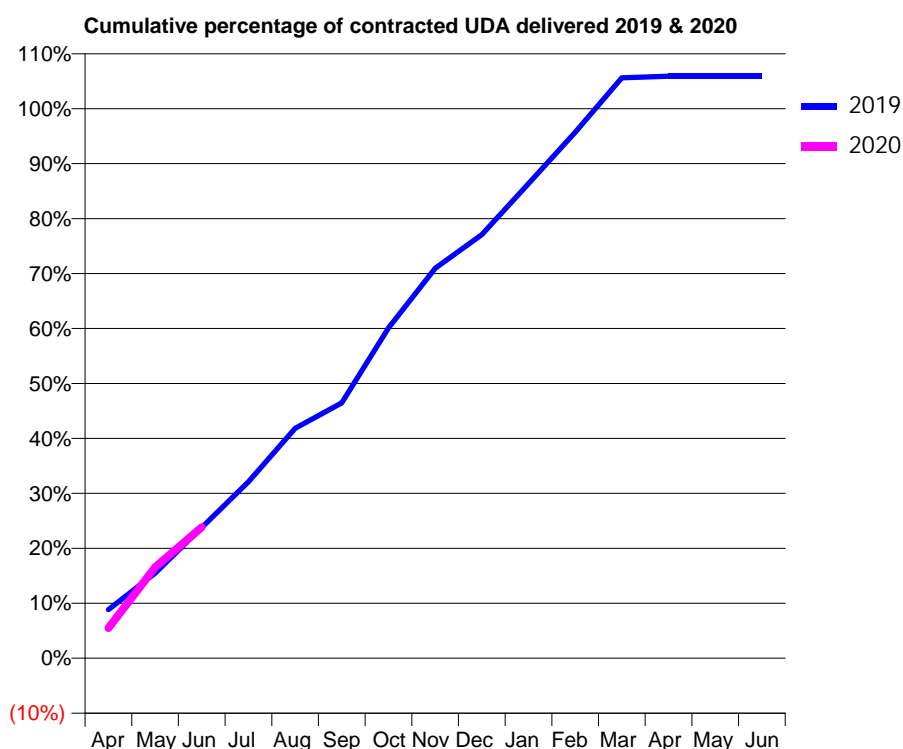
19/20 Contracted general activity (UDA)	3,522
Carry forward general activity (UDA)	0
19/20 Contracted orthodontic activity (UOA)	0
Carry forward orthodontic activity (UOA)	0
Baseline contract value	£82,202.02

ACCESS*

Patients seen in 24 months	Total	Change since previous quarter
Quarter ending June 2018	1,880	
Quarter ending September 2018	1,878	→
Quarter ending December 2018	1,910	→
Quarter ending March 2019	1,945	→
Quarter ending June 2019	1,943	→
Variance since June 2018	3.4%	↑



ACTIVITY



Adjusted Scheduled Activity (UDA)		
Month	2019	2020
April	312	194
May	545	583
June	838	840
July	1,131	
August	1,474	
September	1,636	
October	2,116	
November	2,498	
December	2,715	
January	3,042	
February	3,370	
March	3,719	
April	3,730	
May	3,729	
June	3,729	

QUALITY

	Quantity	Base Number	Contract	AT	Region	England
% of FP17s for the same patient ID Re-attending within 3 months - Children	30	671	4.5%	10.7%	10.6%	11.4%
% of FP17s for the same patient ID Re-attending within 3 months - Adults	0	28	0.0%	14.5%	15.2%	15.4%
% of FP17s for the same patient ID Re-attending between 3 & 9 months - Children	472	671	70.3%	59.2%	62.3%	59.8%
% of FP17s for the same patient ID Re-attending between 3 & 9 months - Adults	16	28	57.1%	49.9%	53.3%	52.1%
% of FP17s for Band 1 Urgent Courses	15	689	2.2%	10.1%	9.7%	9.2%
% of FP17s Relating to Free Repair or Replacements	0	689	0.0%	0.6%	0.6%	0.7%
% of FP17s Relating to Continuations	0	689	0.0%	0.5%	0.8%	0.8%
% of Patients satisfied with the dentistry they have received	0	0	N/A	92.6%	93.4%	93.4%
% of Patients satisfied with the time they had to wait for an appointment	0	0	N/A	85.1%	86.8%	87.6%

* This is based on patients treated on this contract for their most recent course of treatment.

Figures in italics indicate the base number of FP17s or Patient Questionnaire responses are less than 100. N/A is shown where the base number of responses is less than 10 during the period. % is calculated as Quantity/Base number*100

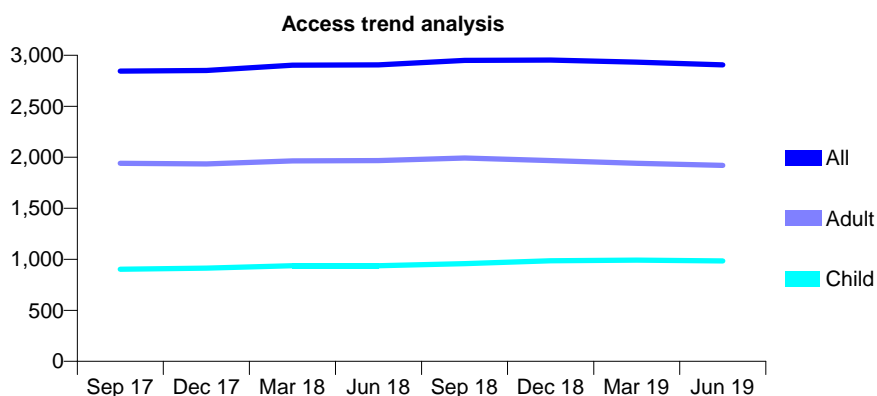
Q69 - Vital Signs At a Glance Contract Report for 169641/0001 - June 2019

Name or company name	Market Square Dental Practice
Contract type name	GDS Contract
Purpose of contract	General
Contract start date	01/06/2009
Contract end date	

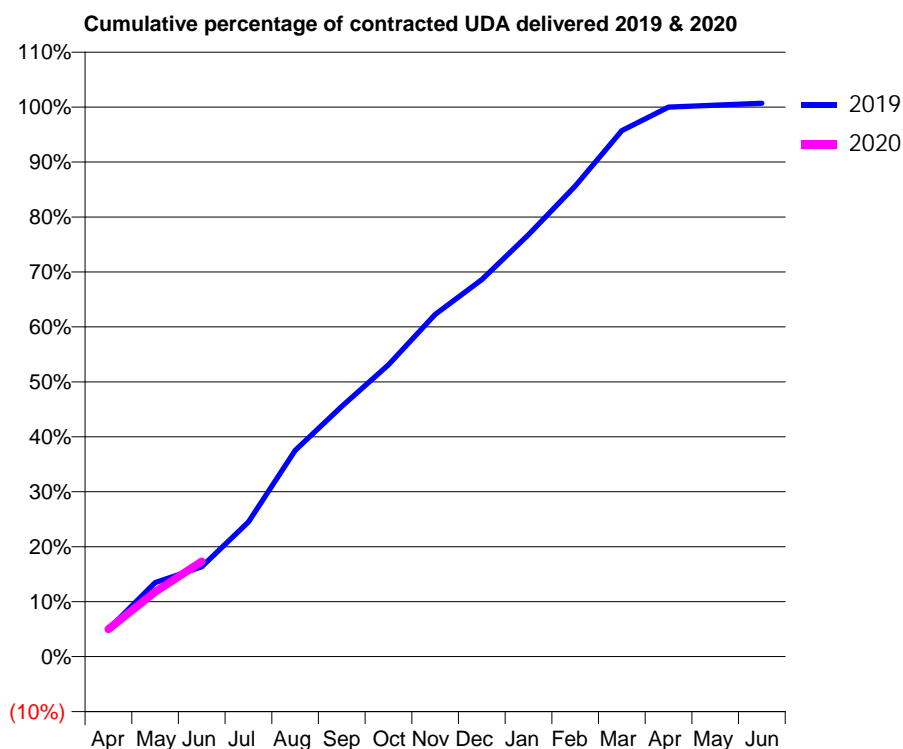
19/20 Contracted general activity (UDA)	8,424
Carry forward general activity (UDA)	0
19/20 Contracted orthodontic activity (UOA)	0
Carry forward orthodontic activity (UOA)	0
Baseline contract value	£206,120.22

ACCESS*

Patients seen in 24 months	Total	Change since previous quarter
Quarter ending June 2018	2,906	
Quarter ending September 2018	2,950	→
Quarter ending December 2018	2,954	→
Quarter ending March 2019	2,933	→
Quarter ending June 2019	2,906	→
Variance since June 2018	0.0%	→



ACTIVITY



Month	Adjusted Scheduled Activity (UDA)	
	2019	2020
April	420	420
May	1,136	992
June	1,377	1,459
July	2,066	
August	3,161	
September	3,836	
October	4,474	
November	5,246	
December	5,778	
January	6,470	
February	7,214	
March	8,061	
April	8,423	
May	8,453	
June	8,483	

QUALITY

	Quantity	Base Number	Contract	AT	Region	England
% of FP17s for the same patient ID Re-attending within 3 months - Children	25	407	6.1%	10.7%	10.6%	11.4%
% of FP17s for the same patient ID Re-attending within 3 months - Adults	97	728	13.3%	14.5%	15.2%	15.4%
% of FP17s for the same patient ID Re-attending between 3 & 9 months - Children	324	407	79.6%	59.2%	62.3%	59.8%
% of FP17s for the same patient ID Re-attending between 3 & 9 months - Adults	493	728	67.7%	49.9%	53.3%	52.1%
% of FP17s for Band 1 Urgent Courses	77	967	8.0%	10.1%	9.7%	9.2%
% of FP17s Relating to Free Repair or Replacements	3	967	0.3%	0.6%	0.6%	0.7%
% of FP17s Relating to Continuations	3	967	0.3%	0.5%	0.8%	0.8%
% of Patients satisfied with the dentistry they have received	0	0	N/A	92.6%	93.4%	93.4%
% of Patients satisfied with the time they had to wait for an appointment	0	0	N/A	85.1%	86.8%	87.6%

* This is based on patients treated on this contract for their most recent course of treatment. Figures in italics indicate the base number of FP17s or Patient Questionnaire responses are less than 100. N/A is shown where the base number of responses is less than 10 during the period. % is calculated as Quantity/Base number*100

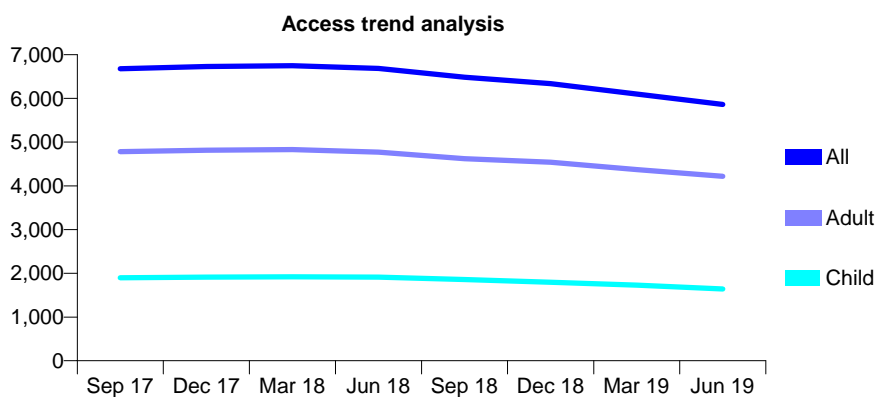
Q69 - Vital Signs At a Glance Contract Report for 173061/0001 - June 2019

Name or company name	Rodericks Dental Limited
Contract type name	GDS Contract
Purpose of contract	General
Contract start date	01/09/2015
Contract end date	

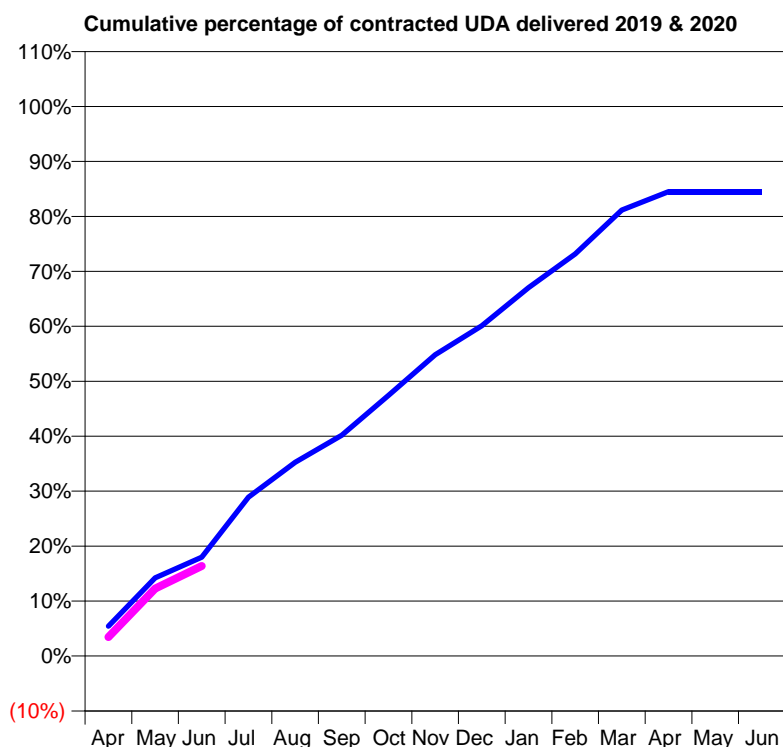
19/20 Contracted general activity (UDA)	16,735
Carry forward general activity (UDA)	0
19/20 Contracted orthodontic activity (UOA)	0
Carry forward orthodontic activity (UOA)	0
Baseline contract value	£410,089.60

ACCESS*

Patients seen in 24 months	Total	Change since previous quarter
Quarter ending June 2018	6,683	
Quarter ending September 2018	6,482	↓
Quarter ending December 2018	6,336	↓
Quarter ending March 2019	6,099	↓
Quarter ending June 2019	5,860	↓
Variance since June 2018	(12.3%)	↓



ACTIVITY



Month	Adjusted Scheduled Activity (UDA)	
	2019	2020
April	911	579
May	2,381	2,055
June	3,011	2,744
July	4,841	
August	5,899	
September	6,723	
October	7,938	
November	9,176	
December	10,056	
January	11,213	
February	12,246	
March	13,581	
April	14,137	
May	14,139	
June	14,138	

QUALITY

	Quantity	Base Number	Contract	AT	Region	England
% of FP17s for the same patient ID Re-attending within 3 months - Children	49	547	9.0%	10.7%	10.6%	11.4%
% of FP17s for the same patient ID Re-attending within 3 months - Adults	169	1,188	14.2%	14.5%	15.2%	15.4%
% of FP17s for the same patient ID Re-attending between 3 & 9 months - Children	355	547	64.9%	59.2%	62.3%	59.8%
% of FP17s for the same patient ID Re-attending between 3 & 9 months - Adults	670	1,188	56.4%	49.9%	53.3%	52.1%
% of FP17s for Band 1 Urgent Courses	138	1,464	9.4%	10.1%	9.7%	9.2%
% of FP17s Relating to Free Repair or Replacements	10	1,464	0.7%	0.6%	0.6%	0.7%
% of FP17s Relating to Continuations	5	1,464	0.3%	0.5%	0.8%	0.8%
% of Patients satisfied with the dentistry they have received	7	7	N/A	92.6%	93.4%	93.4%
% of Patients satisfied with the time they had to wait for an appointment	7	7	N/A	85.1%	86.8%	87.6%

* This is based on patients treated on this contract for their most recent course of treatment. Figures in italics indicate the base number of FP17s or Patient Questionnaire responses are less than 100. N/A is shown where the base number of responses is less than 10 during the period. % is calculated as Quantity/Base number*100

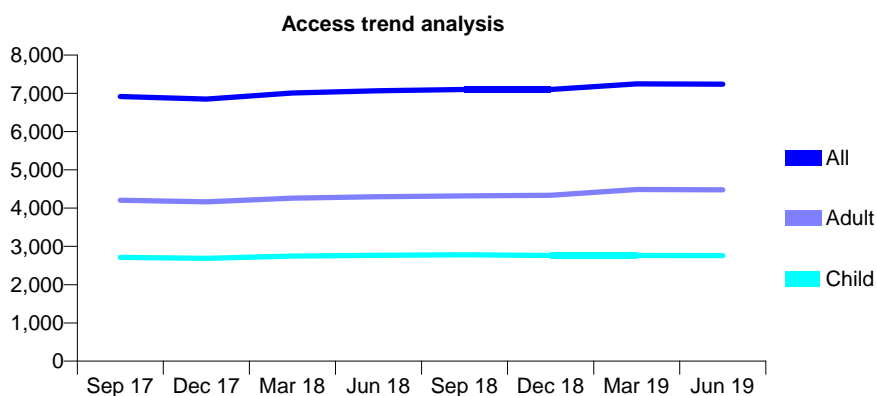
Q69 - Vital Signs At a Glance Contract Report for 175609/0001 - June 2019

Name or company name	Riverside Dental Centre Ltd
Contract type name	GDS Contract
Purpose of contract	General
Contract start date	01/07/2008
Contract end date	

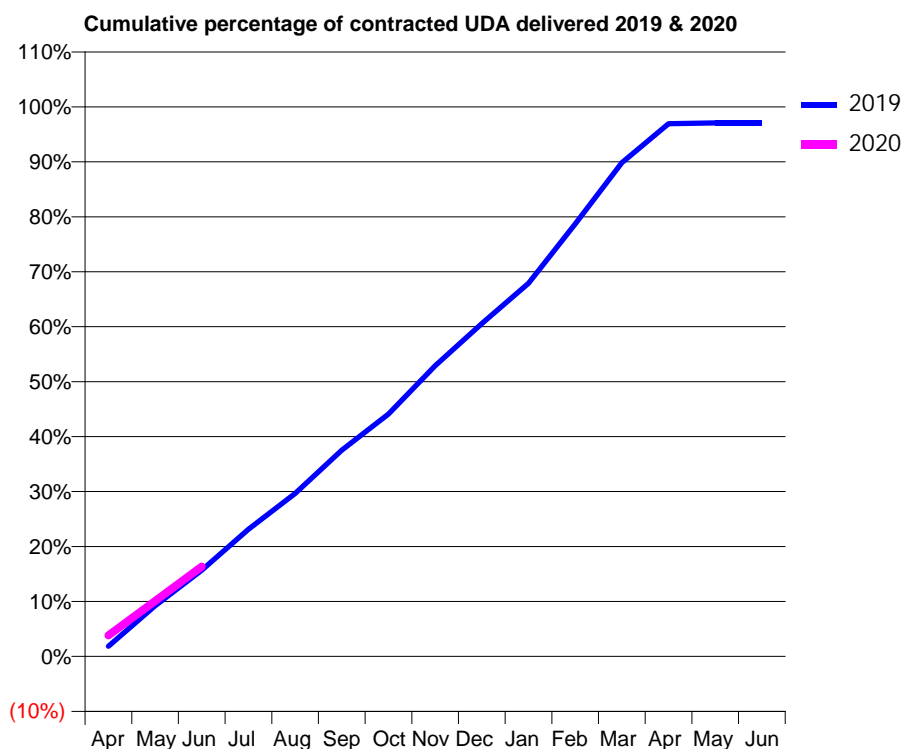
19/20 Contracted general activity (UDA)	19,096
Carry forward general activity (UDA)	0
19/20 Contracted orthodontic activity (UOA)	0
Carry forward orthodontic activity (UOA)	0
Baseline contract value	£582,491.91

ACCESS*

Patients seen in 24 months	Total	Change since previous quarter
Quarter ending June 2018	7,066	
Quarter ending September 2018	7,100	→
Quarter ending December 2018	7,098	→
Quarter ending March 2019	7,249	↑
Quarter ending June 2019	7,238	→
Variance since June 2018	2.4%	↑



ACTIVITY



Month	2019	2020
April	353	735
May	1,758	1,931
June	2,997	3,127
July	4,419	
August	5,663	
September	7,165	
October	8,421	
November	10,101	
December	11,563	
January	12,962	
February	15,029	
March	17,153	
April	18,511	
May	18,536	
June	18,539	

QUALITY

	Quantity	Base Number	Contract	AT	Region	England
% of FP17s for the same patient ID Re-attending within 3 months - Children	94	1,014	9.3%	10.7%	10.6%	11.4%
% of FP17s for the same patient ID Re-attending within 3 months - Adults	141	1,238	11.4%	14.5%	15.2%	15.4%
% of FP17s for the same patient ID Re-attending between 3 & 9 months - Children	630	1,014	62.1%	59.2%	62.3%	59.8%
% of FP17s for the same patient ID Re-attending between 3 & 9 months - Adults	581	1,238	46.9%	49.9%	53.3%	52.1%
% of FP17s for Band 1 Urgent Courses	130	1,658	7.8%	10.1%	9.7%	9.2%
% of FP17s Relating to Free Repair or Replacements	8	1,658	0.5%	0.6%	0.6%	0.7%
% of FP17s Relating to Continuations	17	1,658	1.0%	0.5%	0.8%	0.8%
% of Patients satisfied with the dentistry they have received	3	3	N/A	92.6%	93.4%	93.4%
% of Patients satisfied with the time they had to wait for an appointment	2	3	N/A	85.1%	86.8%	87.6%

* This is based on patients treated on this contract for their most recent course of treatment. Figures in italics indicate the base number of FP17s or Patient Questionnaire responses are less than 100. N/A is shown where the base number of responses is less than 10 during the period. % is calculated as Quantity/Base number*100

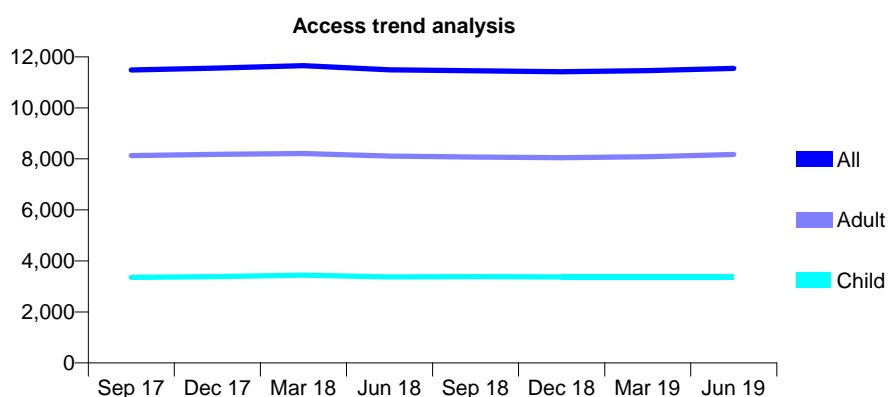
Q69 - Vital Signs At a Glance Contract Report for 176621/0001 - June 2019

Name or company name	Rodericks Ltd
Contract type name	GDS Contract
Purpose of contract	General
Contract start date	01/04/2008
Contract end date	

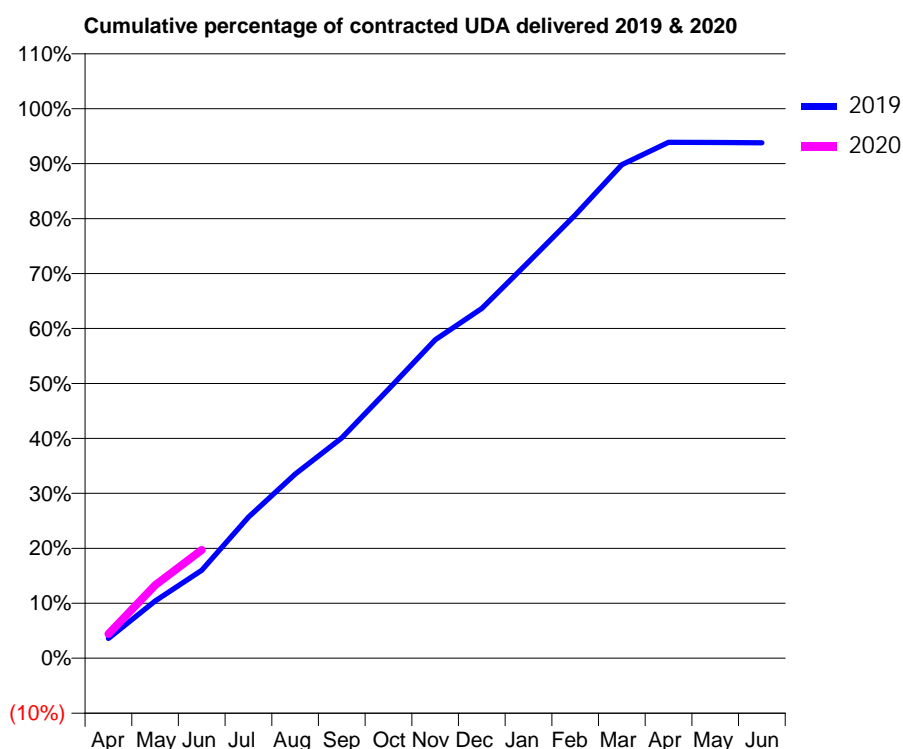
19/20 Contracted general activity (UDA)	29,400
Carry forward general activity (UDA)	0
19/20 Contracted orthodontic activity (UOA)	0
Carry forward orthodontic activity (UOA)	0
Baseline contract value	£710,004.80

ACCESS*

Patients seen in 24 months	Total	Change since previous quarter
Quarter ending June 2018	11,490	
Quarter ending September 2018	11,454	→
Quarter ending December 2018	11,417	→
Quarter ending March 2019	11,457	→
Quarter ending June 2019	11,546	→
Variance since June 2018	0.5%	→



ACTIVITY



Month	2019	2020
April	1,063	1,303
May	3,067	3,914
June	4,709	5,794
July	7,543	
August	9,852	
September	11,790	
October	14,384	
November	17,031	
December	18,712	
January	21,195	
February	23,710	
March	26,399	
April	27,600	
May	27,589	
June	27,572	

QUALITY

	Quantity	Base Number	Contract	AT	Region	England
% of FP17s for the same patient ID Re-attending within 3 months - Children	86	1,242	6.9%	10.7%	10.6%	11.4%
% of FP17s for the same patient ID Re-attending within 3 months - Adults	399	2,643	15.1%	14.5%	15.2%	15.4%
% of FP17s for the same patient ID Re-attending between 3 & 9 months - Children	815	1,242	65.6%	59.2%	62.3%	59.8%
% of FP17s for the same patient ID Re-attending between 3 & 9 months - Adults	1,306	2,643	49.4%	49.9%	53.3%	52.1%
% of FP17s for Band 1 Urgent Courses	334	3,311	10.1%	10.1%	9.7%	9.2%
% of FP17s Relating to Free Repair or Replacements	13	3,311	0.4%	0.6%	0.6%	0.7%
% of FP17s Relating to Continuations	13	3,311	0.4%	0.5%	0.8%	0.8%
% of Patients satisfied with the dentistry they have received	8	8	N/A	92.6%	93.4%	93.4%
% of Patients satisfied with the time they had to wait for an appointment	7	8	N/A	85.1%	86.8%	87.6%

* This is based on patients treated on this contract for their most recent course of treatment.

Figures in italics indicate the base number of FP17s or Patient Questionnaire responses are less than 100. N/A is shown where the base number of responses is less than 10 during the period. % is calculated as Quantity/Base number*100

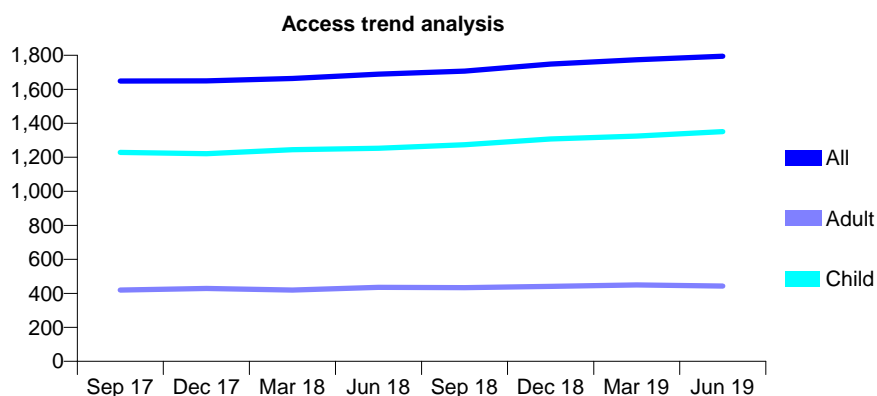
Q69 - Vital Signs At a Glance Contract Report for 177393/0001 - June 2019

Name or company name	Aston Clinton Dental
Contract type name	GDS Contract
Purpose of contract	General
Contract start date	01/04/2013
Contract end date	

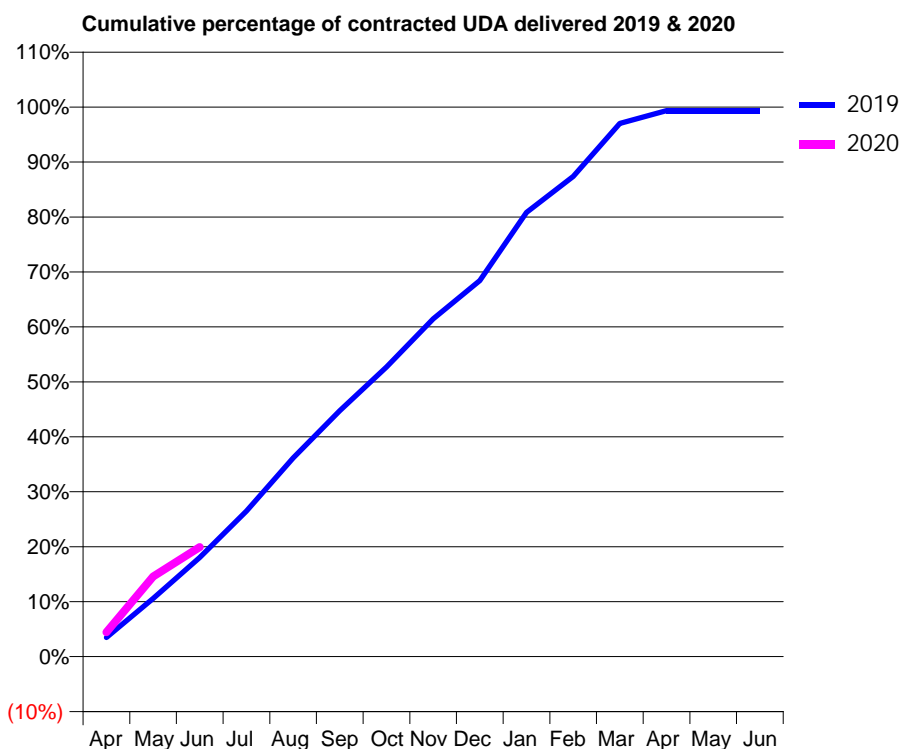
19/20 Contracted general activity (UDA)	3,800
Carry forward general activity (UDA)	0
19/20 Contracted orthodontic activity (UOA)	0
Carry forward orthodontic activity (UOA)	0
Baseline contract value	£90,609.49

ACCESS*

Patients seen in 24 months	Total	Change since previous quarter
Quarter ending June 2018	1,689	
Quarter ending September 2018	1,707	→
Quarter ending December 2018	1,749	↑
Quarter ending March 2019	1,774	→
Quarter ending June 2019	1,794	→
Variance since June 2018	6.2%	↑



ACTIVITY



Month	Adjusted Scheduled Activity (UDA)	
	2019	2020
April	132	169
May	403	554
June	686	758
July	1,006	
August	1,375	
September	1,700	
October	2,002	
November	2,335	
December	2,600	
January	3,071	
February	3,320	
March	3,688	
April	3,775	
May	3,775	
June	3,775	

QUALITY

	Quantity	Base Number	Contract	AT	Region	England
% of FP17s for the same patient ID Re-attending within 3 months - Children	22	487	4.5%	10.7%	10.6%	11.4%
% of FP17s for the same patient ID Re-attending within 3 months - Adults	12	99	12.1%	14.5%	15.2%	15.4%
% of FP17s for the same patient ID Re-attending between 3 & 9 months - Children	334	487	68.6%	59.2%	62.3%	59.8%
% of FP17s for the same patient ID Re-attending between 3 & 9 months - Adults	55	99	55.6%	49.9%	53.3%	52.1%
% of FP17s for Band 1 Urgent Courses	20	519	3.9%	10.1%	9.7%	9.2%
% of FP17s Relating to Free Repair or Replacements	0	519	0.0%	0.6%	0.6%	0.7%
% of FP17s Relating to Continuations	0	519	0.0%	0.5%	0.8%	0.8%
% of Patients satisfied with the dentistry they have received	0	0	N/A	92.6%	93.4%	93.4%
% of Patients satisfied with the time they had to wait for an appointment	0	0	N/A	85.1%	86.8%	87.6%

* This is based on patients treated on this contract for their most recent course of treatment. Figures in italics indicate the base number of FP17s or Patient Questionnaire responses are less than 100. N/A is shown where the base number of responses is less than 10 during the period. % is calculated as Quantity/Base number*100

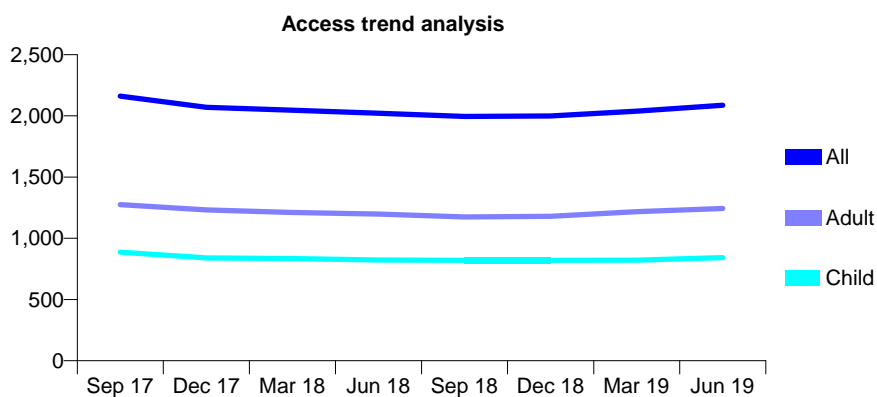
Q69 - Vital Signs At a Glance Contract Report for 177806/0001 - June 2019

Name or company name	Westwood Smile Care Ltd
Contract type name	GDS Contract
Purpose of contract	General
Contract start date	01/07/2013
Contract end date	

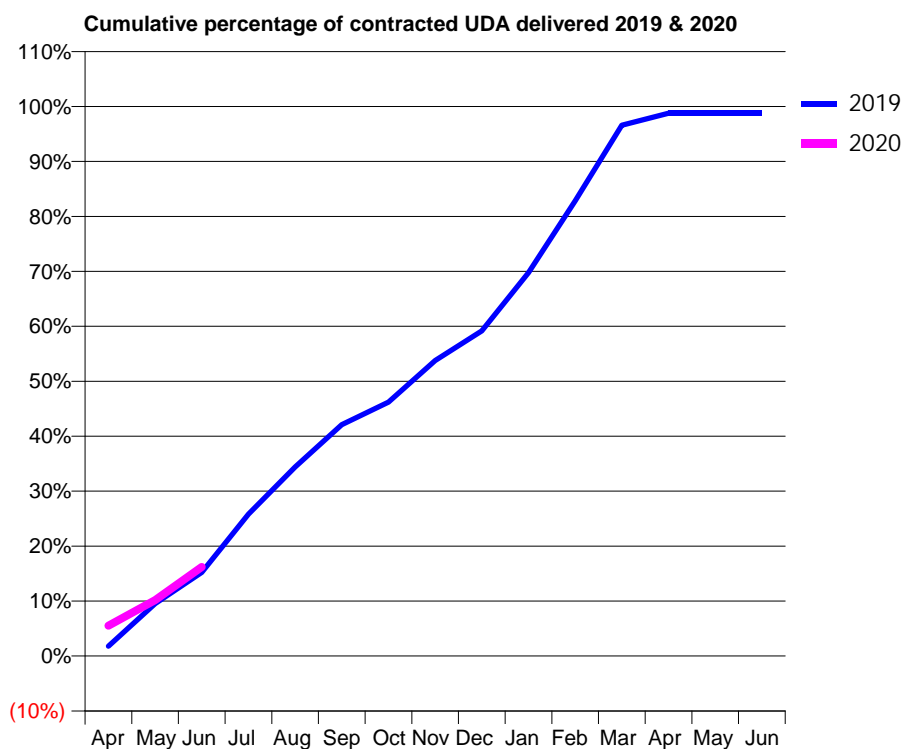
19/20 Contracted general activity (UDA)	3,150
Carry forward general activity (UDA)	0
19/20 Contracted orthodontic activity (UOA)	0
Carry forward orthodontic activity (UOA)	0
Baseline contract value	£76,374.61

ACCESS*

Patients seen in 24 months	Total	Change since previous quarter
Quarter ending June 2018	2,021	
Quarter ending September 2018	1,995	↓
Quarter ending December 2018	1,999	→
Quarter ending March 2019	2,039	↑
Quarter ending June 2019	2,087	↑
Variance since June 2018	3.3%	↑



ACTIVITY



Month	Adjusted Scheduled Activity (UDA)	
	2019	2020
April	60	174
May	316	321
June	503	511
July	854	
August	1,138	
September	1,393	
October	1,528	
November	1,778	
December	1,958	
January	2,307	
February	2,740	
March	3,195	
April	3,268	
May	3,268	
June	3,266	

QUALITY

	Quantity	Base Number	Contract	AT	Region	England
% of FP17s for the same patient ID Re-attending within 3 months - Children	35	293	11.9%	10.7%	10.6%	11.4%
% of FP17s for the same patient ID Re-attending within 3 months - Adults	61	362	16.9%	14.5%	15.2%	15.4%
% of FP17s for the same patient ID Re-attending between 3 & 9 months - Children	135	293	46.1%	59.2%	62.3%	59.8%
% of FP17s for the same patient ID Re-attending between 3 & 9 months - Adults	138	362	38.1%	49.9%	53.3%	52.1%
% of FP17s for Band 1 Urgent Courses	10	239	4.2%	10.1%	9.7%	9.2%
% of FP17s Relating to Free Repair or Replacements	0	239	0.0%	0.6%	0.6%	0.7%
% of FP17s Relating to Continuations	2	239	0.8%	0.5%	0.8%	0.8%
% of Patients satisfied with the dentistry they have received	2	2	N/A	92.6%	93.4%	93.4%
% of Patients satisfied with the time they had to wait for an appointment	2	2	N/A	85.1%	86.8%	87.6%

* This is based on patients treated on this contract for their most recent course of treatment. Figures in italics indicate the base number of FP17s or Patient Questionnaire responses are less than 100. N/A is shown where the base number of responses is less than 10 during the period. % is calculated as Quantity/Base number*100

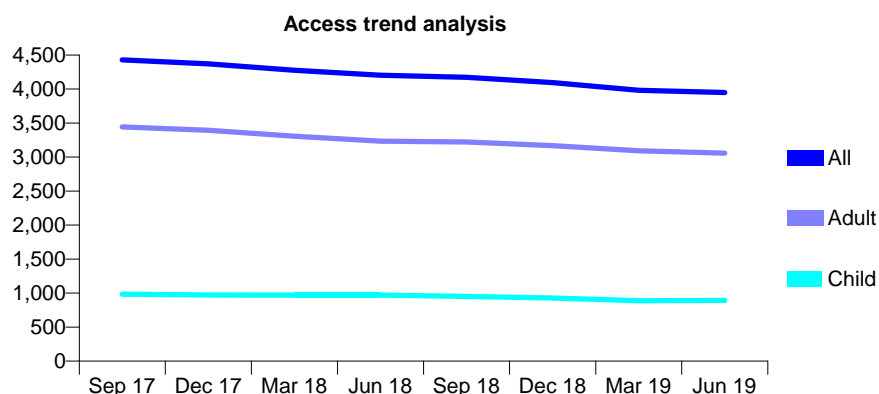
Q69 - Vital Signs At a Glance Contract Report for 177881/0001 - June 2019

Name or company name	The Burnham Dental Practice
Contract type name	GDS Contract
Purpose of contract	General
Contract start date	01/06/2010
Contract end date	

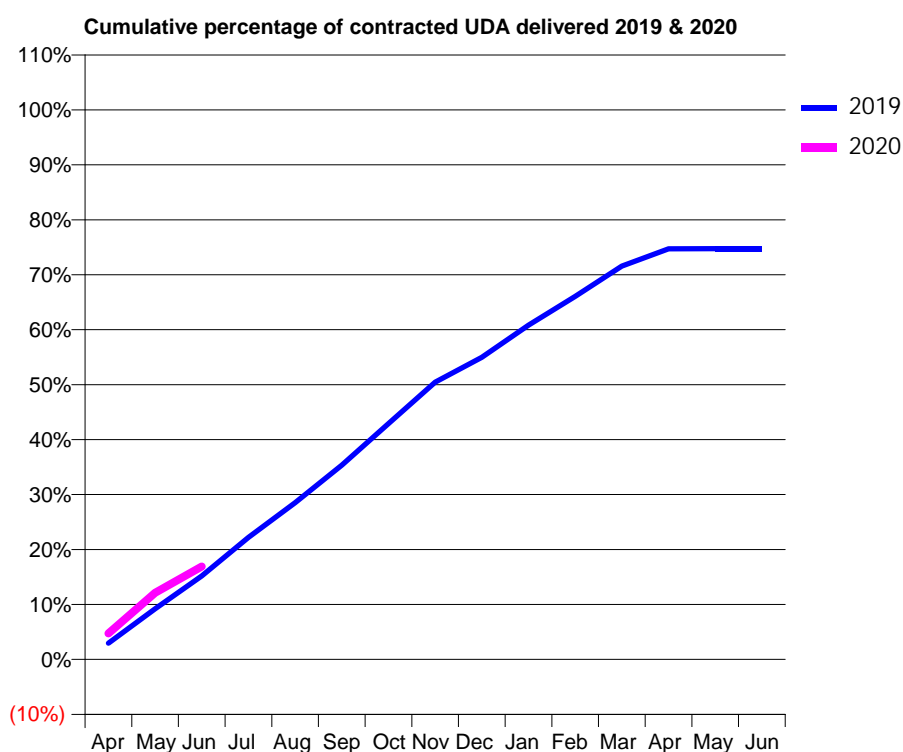
19/20 Contracted general activity (UDA)	14,629
Carry forward general activity (UDA)	0
19/20 Contracted orthodontic activity (UOA)	0
Carry forward orthodontic activity (UOA)	0
Baseline contract value	£440,408.57

ACCESS*

Patients seen in 24 months	Total	Change since previous quarter
Quarter ending June 2018	4,203	
Quarter ending September 2018	4,174	→
Quarter ending December 2018	4,095	↓
Quarter ending March 2019	3,983	↓
Quarter ending June 2019	3,950	→
Variance since June 2018	(6.0%)	↓



ACTIVITY



Month	2019	2020
April	433	694
May	1,348	1,774
June	2,222	2,474
July	3,252	
August	4,172	
September	5,170	
October	6,279	
November	7,384	
December	8,044	
January	8,897	
February	9,667	
March	10,471	
April	10,928	
May	10,931	
June	10,931	

QUALITY

	Quantity	Base Number	Contract	AT	Region	England
% of FP17s for the same patient ID Re-attending within 3 months - Children	6	279	2.2%	10.7%	10.6%	11.4%
% of FP17s for the same patient ID Re-attending within 3 months - Adults	72	1,026	7.0%	14.5%	15.2%	15.4%
% of FP17s for the same patient ID Re-attending between 3 & 9 months - Children	168	279	60.2%	59.2%	62.3%	59.8%
% of FP17s for the same patient ID Re-attending between 3 & 9 months - Adults	620	1,026	60.4%	49.9%	53.3%	52.1%
% of FP17s for Band 1 Urgent Courses	23	1,102	2.1%	10.1%	9.7%	9.2%
% of FP17s Relating to Free Repair or Replacements	1	1,102	0.1%	0.6%	0.6%	0.7%
% of FP17s Relating to Continuations	5	1,102	0.5%	0.5%	0.8%	0.8%
% of Patients satisfied with the dentistry they have received	3	3	N/A	92.6%	93.4%	93.4%
% of Patients satisfied with the time they had to wait for an appointment	3	3	N/A	85.1%	86.8%	87.6%

* This is based on patients treated on this contract for their most recent course of treatment.

Figures in italics indicate the base number of FP17s or Patient Questionnaire responses are less than 100. N/A is shown where the base number of responses is less than 10 during the period. % is calculated as Quantity/Base number*100

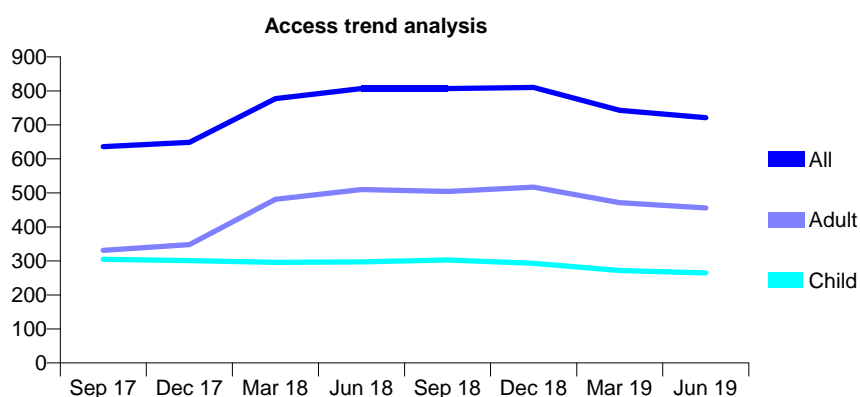
Q69 - Vital Signs At a Glance Contract Report for 181285/0001 - June 2019

Name or company name	MR D R BARRETT
Contract type name	GDS Contract
Purpose of contract	General
Contract start date	01/12/2015
Contract end date	

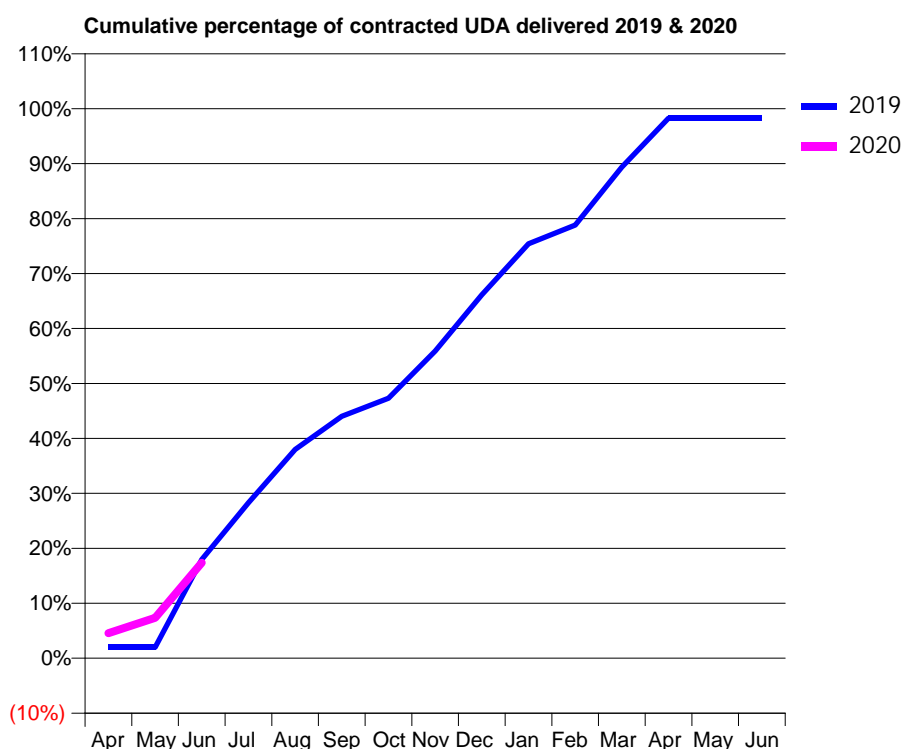
19/20 Contracted general activity (UDA)	1,000
Carry forward general activity (UDA)	0
19/20 Contracted orthodontic activity (UOA)	0
Carry forward orthodontic activity (UOA)	0
Baseline contract value	£24,477.91

ACCESS*

Patients seen in 24 months	Total	Change since previous quarter
Quarter ending June 2018	807	
Quarter ending September 2018	807	→
Quarter ending December 2018	810	→
Quarter ending March 2019	743	↓
Quarter ending June 2019	721	↓
Variance since June 2018	(10.7%)	↓



ACTIVITY



Month	2019	2020
April	20	45
May	20	74
June	180	174
July	283	
August	380	
September	440	
October	473	
November	559	
December	661	
January	754	
February	788	
March	894	
April	983	
May	983	
June	983	

QUALITY

	Quantity	Base Number	Contract	AT	Region	England
% of FP17s for the same patient ID Re-attending within 3 months - Children	0	70	0.0%	10.7%	10.6%	11.4%
% of FP17s for the same patient ID Re-attending within 3 months - Adults	9	66	13.6%	14.5%	15.2%	15.4%
% of FP17s for the same patient ID Re-attending between 3 & 9 months - Children	31	70	44.3%	59.2%	62.3%	59.8%
% of FP17s for the same patient ID Re-attending between 3 & 9 months - Adults	20	66	30.3%	49.9%	53.3%	52.1%
% of FP17s for Band 1 Urgent Courses	4	105	3.8%	10.1%	9.7%	9.2%
% of FP17s Relating to Free Repair or Replacements	0	105	0.0%	0.6%	0.6%	0.7%
% of FP17s Relating to Continuations	2	105	1.9%	0.5%	0.8%	0.8%
% of Patients satisfied with the dentistry they have received	0	0	N/A	92.6%	93.4%	93.4%
% of Patients satisfied with the time they had to wait for an appointment	0	0	N/A	85.1%	86.8%	87.6%

* This is based on patients treated on this contract for their most recent course of treatment.

Figures in italics indicate the base number of FP17s or Patient Questionnaire responses are less than 100. N/A is shown where the base number of responses is less than 10 during the period. % is calculated as Quantity/Base number*100

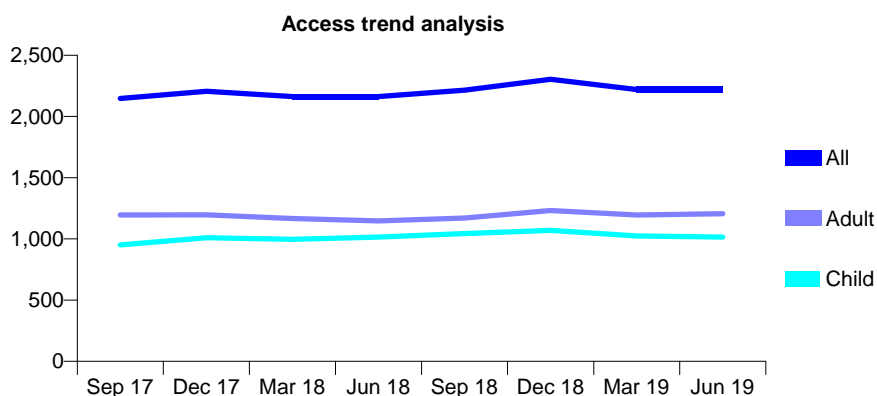
Q69 - Vital Signs At a Glance Contract Report for 181730/0004 - June 2019

Name or company name	Buckinghamshire Priority Dental Service
Contract type name	PDS Contract
Purpose of contract	General
Contract start date	26/10/2008
Contract end date	31/03/2021

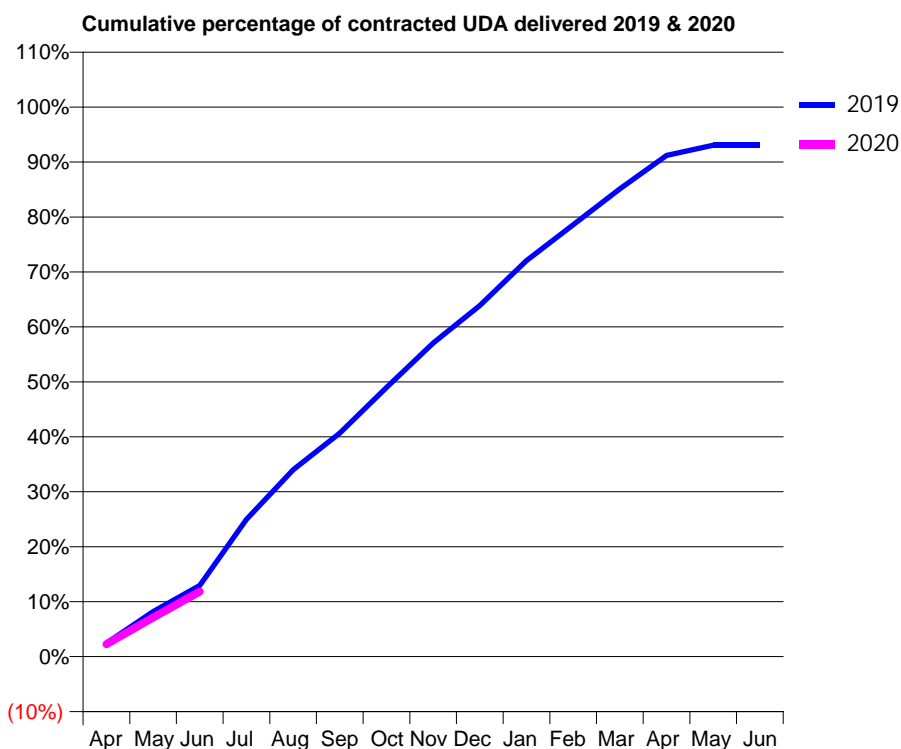
19/20 Contracted general activity (UDA)	7,259
Carry forward general activity (UDA)	0
19/20 Contracted orthodontic activity (UOA)	0
Carry forward orthodontic activity (UOA)	0
Baseline contract value	£0.00

ACCESS*

Patients seen in 24 months	Total	Change since previous quarter
Quarter ending June 2018	2,163	
Quarter ending September 2018	2,215	↑
Quarter ending December 2018	2,303	↑
Quarter ending March 2019	2,221	↓
Quarter ending June 2019	2,221	→
Variance since June 2018	2.7%	↑



ACTIVITY



Month	Adjusted Scheduled Activity (UDA)	
	2019	2020
April	179	165
May	597	518
June	940	859
July	1,814	
August	2,468	
September	2,953	
October	3,554	
November	4,142	
December	4,636	
January	5,231	
February	5,704	
March	6,178	
April	6,618	
May	6,754	
June	6,755	

QUALITY

	Quantity	Base Number	Contract	AT	Region	England
% of FP17s for the same patient ID Re-attending within 3 months - Children	88	471	18.7%	10.7%	10.6%	11.4%
% of FP17s for the same patient ID Re-attending within 3 months - Adults	25	287	8.7%	14.5%	15.2%	15.4%
% of FP17s for the same patient ID Re-attending between 3 & 9 months - Children	92	471	19.5%	59.2%	62.3%	59.8%
% of FP17s for the same patient ID Re-attending between 3 & 9 months - Adults	93	287	32.4%	49.9%	53.3%	52.1%
% of FP17s for Band 1 Urgent Courses	22	489	4.5%	10.1%	9.7%	9.2%
% of FP17s Relating to Free Repair or Replacements	0	489	0.0%	0.6%	0.6%	0.7%
% of FP17s Relating to Continuations	22	489	4.5%	0.5%	0.8%	0.8%
% of Patients satisfied with the dentistry they have received	2	2	N/A	92.6%	93.4%	93.4%
% of Patients satisfied with the time they had to wait for an appointment	1	2	N/A	85.1%	86.8%	87.6%

* This is based on patients treated on this contract for their most recent course of treatment. Figures in italics indicate the base number of FP17s or Patient Questionnaire responses are less than 100. N/A is shown where the base number of responses is less than 10 during the period. % is calculated as Quantity/Base number*100

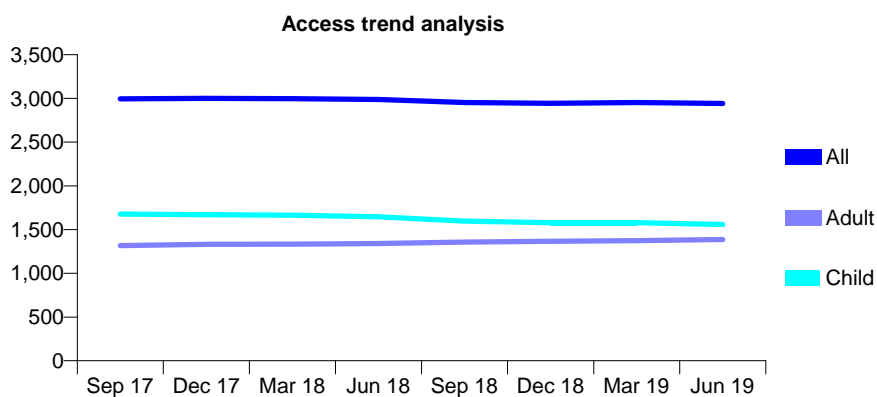
Q69 - Vital Signs At a Glance Contract Report for 182885/0002 - June 2019

Name or company name	CEDAR DENTAL CARE LTD
Contract type name	GDS Contract
Purpose of contract	General
Contract start date	31/03/2014
Contract end date	

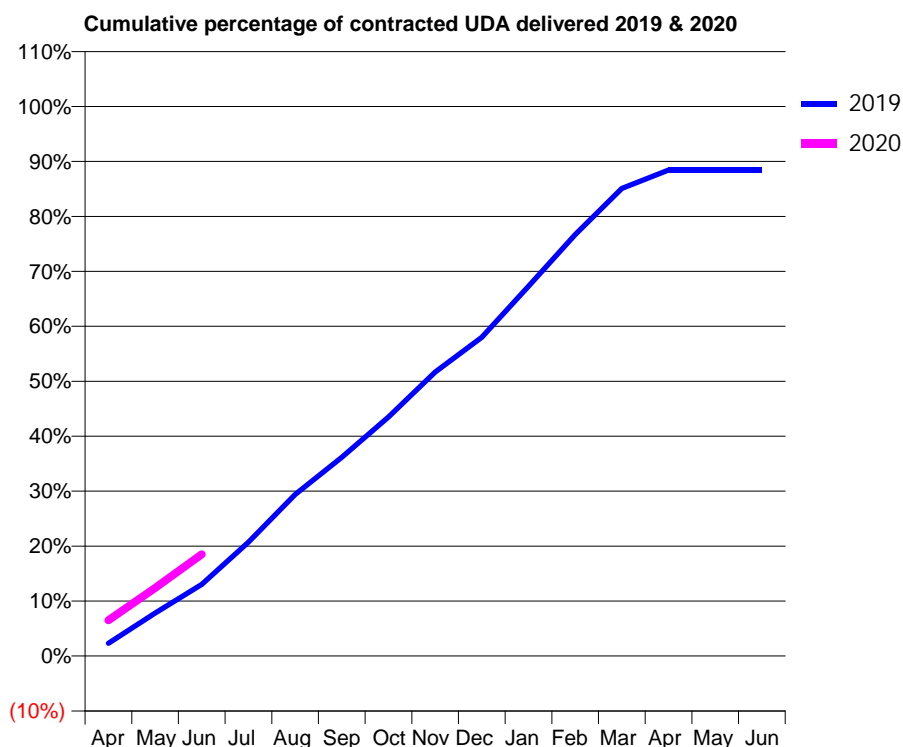
19/20 Contracted general activity (UDA)	8,200
Carry forward general activity (UDA)	0
19/20 Contracted orthodontic activity (UOA)	0
Carry forward orthodontic activity (UOA)	0
Baseline contract value	£164,762.40

ACCESS*

Patients seen in 24 months	Total	Change since previous quarter
Quarter ending June 2018	2,988	
Quarter ending September 2018	2,953	↓
Quarter ending December 2018	2,944	→
Quarter ending March 2019	2,953	→
Quarter ending June 2019	2,943	→
Variance since June 2018	(1.5%)	↓



ACTIVITY



Month	Adjusted Scheduled Activity (UDA)	
	2019	2020
April	190	534
May	642	1,015
June	1,070	1,518
July	1,700	
August	2,411	
September	2,966	
October	3,566	
November	4,237	
December	4,754	
January	5,517	
February	6,289	
March	6,975	
April	7,250	
May	7,251	
June	7,251	

QUALITY

	Quantity	Base Number	Contract	AT	Region	England
% of FP17s for the same patient ID Re-attending within 3 months - Children	60	682	8.8%	10.7%	10.6%	11.4%
% of FP17s for the same patient ID Re-attending within 3 months - Adults	70	456	15.4%	14.5%	15.2%	15.4%
% of FP17s for the same patient ID Re-attending between 3 & 9 months - Children	485	682	71.1%	59.2%	62.3%	59.8%
% of FP17s for the same patient ID Re-attending between 3 & 9 months - Adults	307	456	67.3%	49.9%	53.3%	52.1%
% of FP17s for Band 1 Urgent Courses	24	977	2.5%	10.1%	9.7%	9.2%
% of FP17s Relating to Free Repair or Replacements	8	977	0.8%	0.6%	0.6%	0.7%
% of FP17s Relating to Continuations	3	977	0.3%	0.5%	0.8%	0.8%
% of Patients satisfied with the dentistry they have received	1	1	N/A	92.6%	93.4%	93.4%
% of Patients satisfied with the time they had to wait for an appointment	1	1	N/A	85.1%	86.8%	87.6%

* This is based on patients treated on this contract for their most recent course of treatment. Figures in italics indicate the base number of FP17s or Patient Questionnaire responses are less than 100. N/A is shown where the base number of responses is less than 10 during the period. % is calculated as Quantity/Base number*100

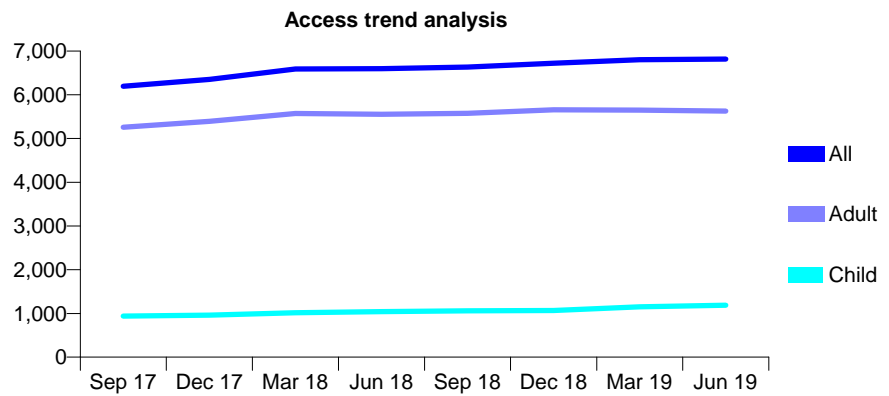
Q69 - Vital Signs At a Glance Contract Report for 183377/0001 - June 2019

Name or company name	Temple Street Dental Practice
Contract type name	GDS Contract
Purpose of contract	General
Contract start date	01/08/2012
Contract end date	

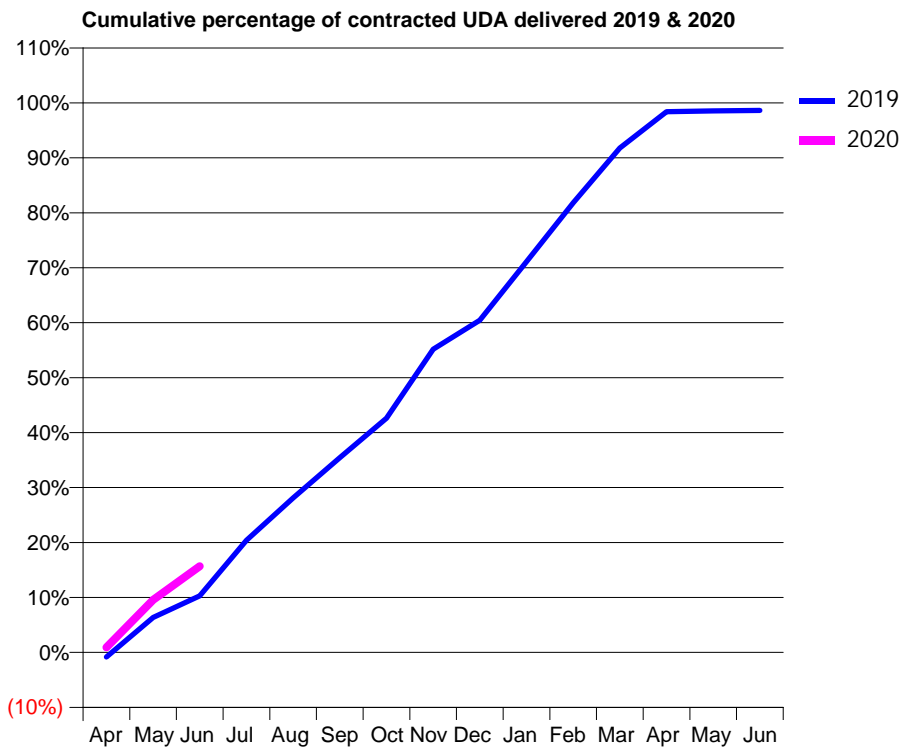
19/20 Contracted general activity (UDA)	13,000
Carry forward general activity (UDA)	0
19/20 Contracted orthodontic activity (UOA)	0
Carry forward orthodontic activity (UOA)	0
Baseline contract value	£320,457.40

ACCESS*

Patients seen in 24 months	Total	Change since previous quarter
Quarter ending June 2018	6,597	
Quarter ending September 2018	6,637	→
Quarter ending December 2018	6,722	→
Quarter ending March 2019	6,802	→
Quarter ending June 2019	6,817	→
Variance since June 2018	3.3%	↑



ACTIVITY



Month	Adjusted Scheduled Activity (UDA)	
	2019	2020
April	-108	117
May	827	1,245
June	1,340	2,039
July	2,650	
August	3,656	
September	4,607	
October	5,540	
November	7,173	
December	7,856	
January	9,245	
February	10,635	
March	11,929	
April	12,791	
May	12,810	
June	12,819	

QUALITY

	Quantity	Base Number	Contract	AT	Region	England
% of FP17s for the same patient ID Re-attending within 3 months - Children	48	399	12.0%	10.7%	10.6%	11.4%
% of FP17s for the same patient ID Re-attending within 3 months - Adults	193	1,334	14.5%	14.5%	15.2%	15.4%
% of FP17s for the same patient ID Re-attending between 3 & 9 months - Children	199	399	49.9%	59.2%	62.3%	59.8%
% of FP17s for the same patient ID Re-attending between 3 & 9 months - Adults	480	1,334	36.0%	49.9%	53.3%	52.1%
% of FP17s for Band 1 Urgent Courses	63	1,049	6.0%	10.1%	9.7%	9.2%
% of FP17s Relating to Free Repair or Replacements	4	1,049	0.4%	0.6%	0.6%	0.7%
% of FP17s Relating to Continuations	1	1,049	0.1%	0.5%	0.8%	0.8%
% of Patients satisfied with the dentistry they have received	1	2	N/A	92.6%	93.4%	93.4%
% of Patients satisfied with the time they had to wait for an appointment	1	2	N/A	85.1%	86.8%	87.6%

* This is based on patients treated on this contract for their most recent course of treatment. Figures in italics indicate the base number of FP17s or Patient Questionnaire responses are less than 100. N/A is shown where the base number of responses is less than 10 during the period. % is calculated as Quantity/Base number*100

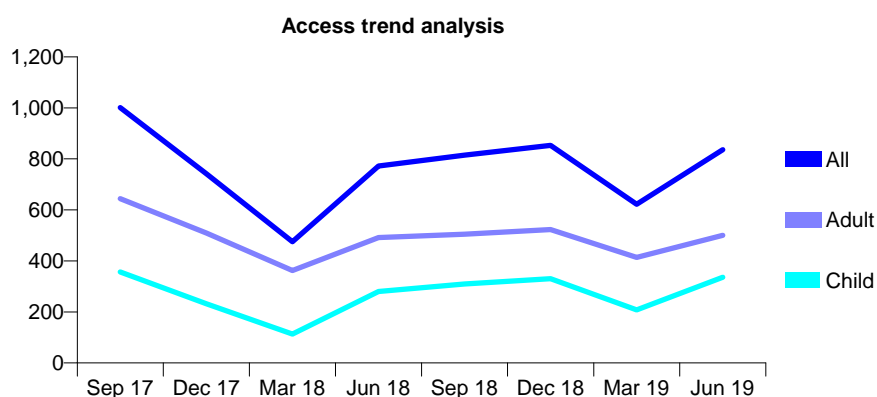
Q69 - Vital Signs At a Glance Contract Report for 183539/0001 - June 2019

Name or company name	Jeremy Potter, Arti Sharma and Shiva Emai
Contract type name	GDS Contract
Purpose of contract	General
Contract start date	01/04/2015
Contract end date	

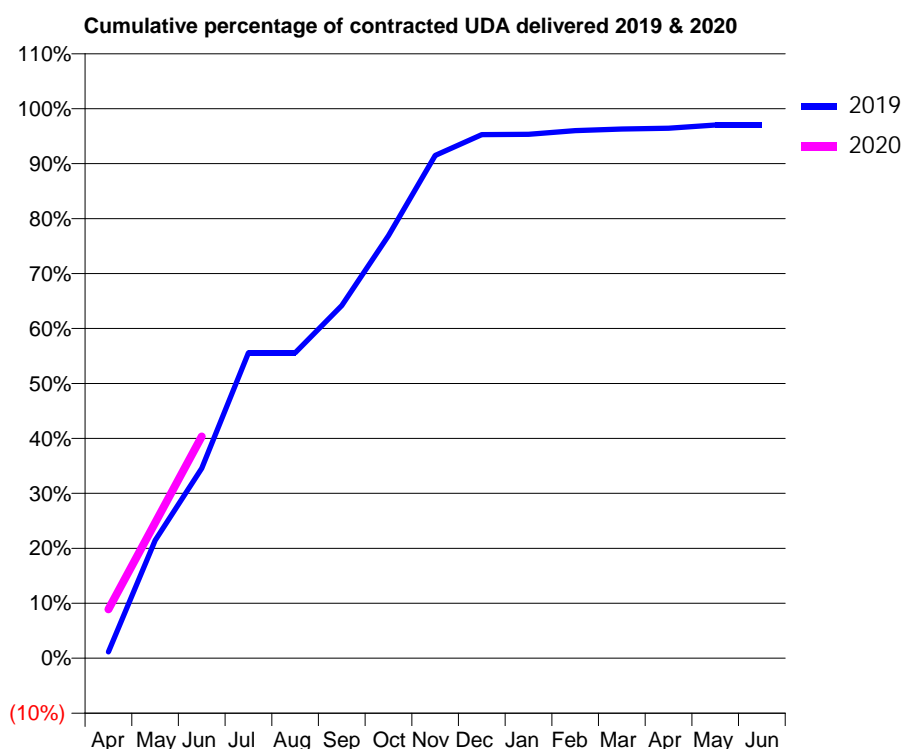
19/20 Contracted general activity (UDA)	2,249
Carry forward general activity (UDA)	0
19/20 Contracted orthodontic activity (UOA)	0
Carry forward orthodontic activity (UOA)	0
Baseline contract value	£63,462.39

ACCESS*

Patients seen in 24 months	Total	Change since previous quarter
Quarter ending June 2018	772	
Quarter ending September 2018	815	↑
Quarter ending December 2018	853	↑
Quarter ending March 2019	622	↓
Quarter ending June 2019	836	↑
Variance since June 2018	8.3%	↑



ACTIVITY



Month	2019	2020
April	26	200
May	482	555
June	777	907
July	1,250	
August	1,250	
September	1,443	
October	1,729	
November	2,058	
December	2,143	
January	2,144	
February	2,159	
March	2,165	
April	2,169	
May	2,182	
June	2,182	

QUALITY

	Quantity	Base Number	Contract	AT	Region	England
% of FP17s for the same patient ID Re-attending within 3 months - Children	0	209	0.0%	10.7%	10.6%	11.4%
% of FP17s for the same patient ID Re-attending within 3 months - Adults	14	268	5.2%	14.5%	15.2%	15.4%
% of FP17s for the same patient ID Re-attending between 3 & 9 months - Children	38	209	18.2%	59.2%	62.3%	59.8%
% of FP17s for the same patient ID Re-attending between 3 & 9 months - Adults	41	268	15.3%	49.9%	53.3%	52.1%
% of FP17s for Band 1 Urgent Courses	47	473	9.9%	10.1%	9.7%	9.2%
% of FP17s Relating to Free Repair or Replacements	2	473	0.4%	0.6%	0.6%	0.7%
% of FP17s Relating to Continuations	0	473	0.0%	0.5%	0.8%	0.8%
% of Patients satisfied with the dentistry they have received	0	0	N/A	92.6%	93.4%	93.4%
% of Patients satisfied with the time they had to wait for an appointment	0	0	N/A	85.1%	86.8%	87.6%

* This is based on patients treated on this contract for their most recent course of treatment.

Figures in italics indicate the base number of FP17s or Patient Questionnaire responses are less than 100. N/A is shown where the base number of responses is less than 10 during the period. % is calculated as Quantity/Base number*100

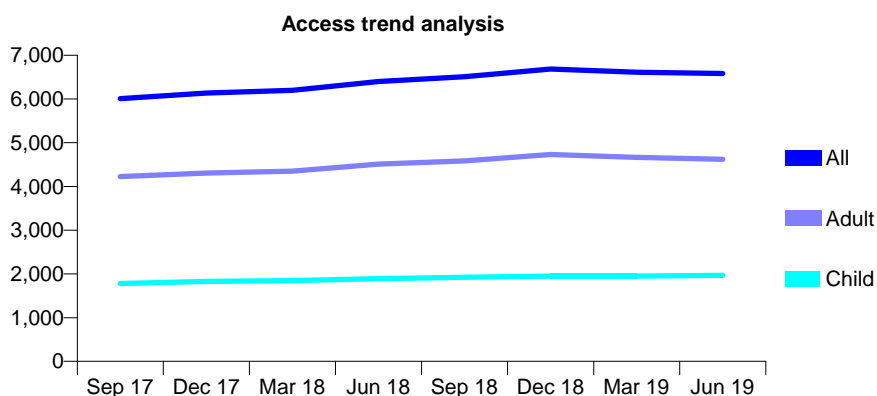
Q69 - Vital Signs At a Glance Contract Report for 184179/0001 - June 2019

Name or company name	Rodericks Dental Limited
Contract type name	GDS Contract
Purpose of contract	General
Contract start date	01/12/2007
Contract end date	

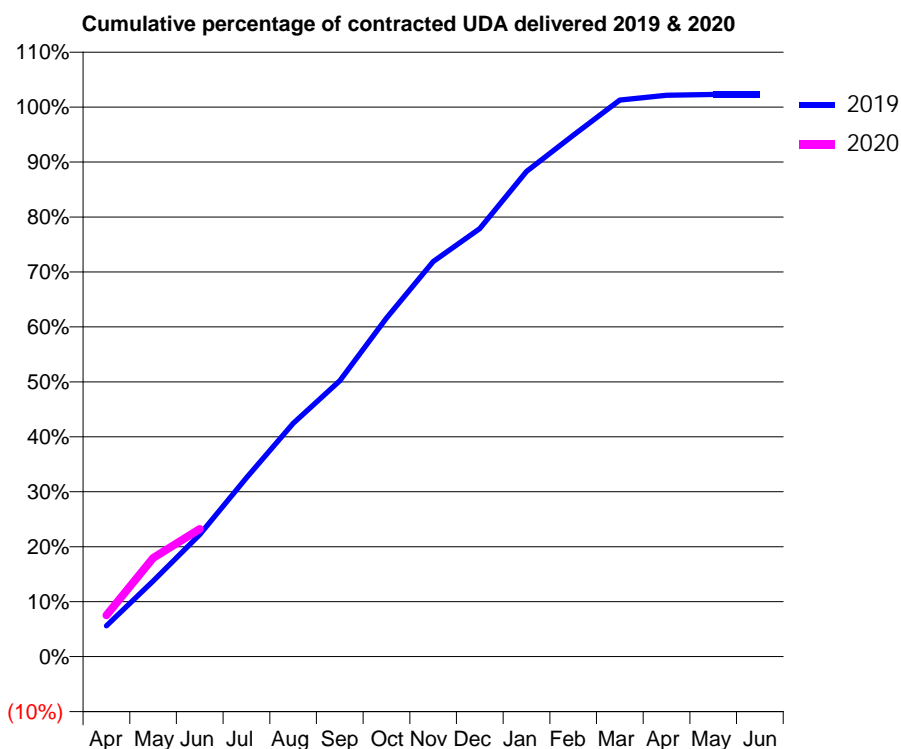
19/20 Contracted general activity (UDA)	13,784
Carry forward general activity (UDA)	0
19/20 Contracted orthodontic activity (UOA)	0
Carry forward orthodontic activity (UOA)	0
Baseline contract value	£325,812.10

ACCESS*

Patients seen in 24 months	Total	Change since previous quarter
Quarter ending June 2018	6,400	
Quarter ending September 2018	6,511	→
Quarter ending December 2018	6,685	↑
Quarter ending March 2019	6,612	↓
Quarter ending June 2019	6,583	→
Variance since June 2018	2.9%	↑



ACTIVITY



Month	Adjusted Scheduled Activity (UDA)	
	2019	2020
April	775	1,038
May	1,900	2,476
June	3,061	3,204
July	4,489	
August	5,851	
September	6,919	
October	8,490	
November	9,911	
December	10,736	
January	12,169	
February	13,077	
March	13,961	
April	14,082	
May	14,100	
June	14,100	

QUALITY

	Quantity	Base Number	Contract	AT	Region	England
% of FP17s for the same patient ID Re-attending within 3 months - Children	34	677	5.0%	10.7%	10.6%	11.4%
% of FP17s for the same patient ID Re-attending within 3 months - Adults	129	1,191	10.8%	14.5%	15.2%	15.4%
% of FP17s for the same patient ID Re-attending between 3 & 9 months - Children	307	677	45.3%	59.2%	62.3%	59.8%
% of FP17s for the same patient ID Re-attending between 3 & 9 months - Adults	456	1,191	38.3%	49.9%	53.3%	52.1%
% of FP17s for Band 1 Urgent Courses	122	1,794	6.8%	10.1%	9.7%	9.2%
% of FP17s Relating to Free Repair or Replacements	13	1,794	0.7%	0.6%	0.6%	0.7%
% of FP17s Relating to Continuations	12	1,794	0.7%	0.5%	0.8%	0.8%
% of Patients satisfied with the dentistry they have received	1	1	N/A	92.6%	93.4%	93.4%
% of Patients satisfied with the time they had to wait for an appointment	1	1	N/A	85.1%	86.8%	87.6%

* This is based on patients treated on this contract for their most recent course of treatment. Figures in italics indicate the base number of FP17s or Patient Questionnaire responses are less than 100. N/A is shown where the base number of responses is less than 10 during the period. % is calculated as Quantity/Base number*100

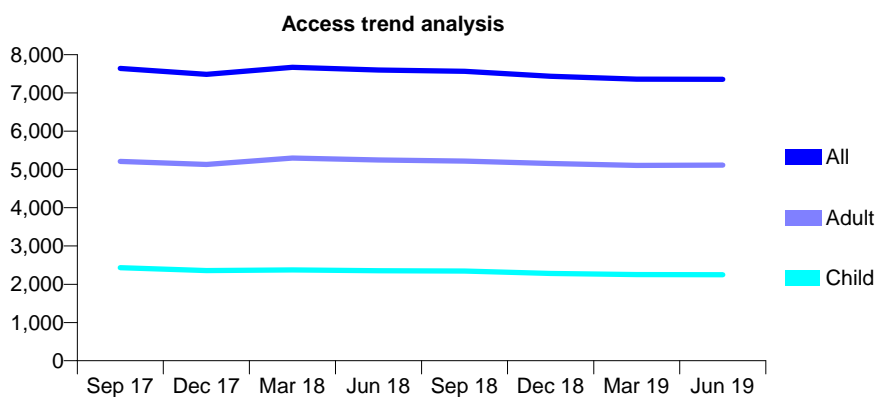
Q69 - Vital Signs At a Glance Contract Report for 184179/0002 - June 2019

Name or company name	Rodericks Dental Limited
Contract type name	GDS Contract
Purpose of contract	General
Contract start date	01/04/2008
Contract end date	

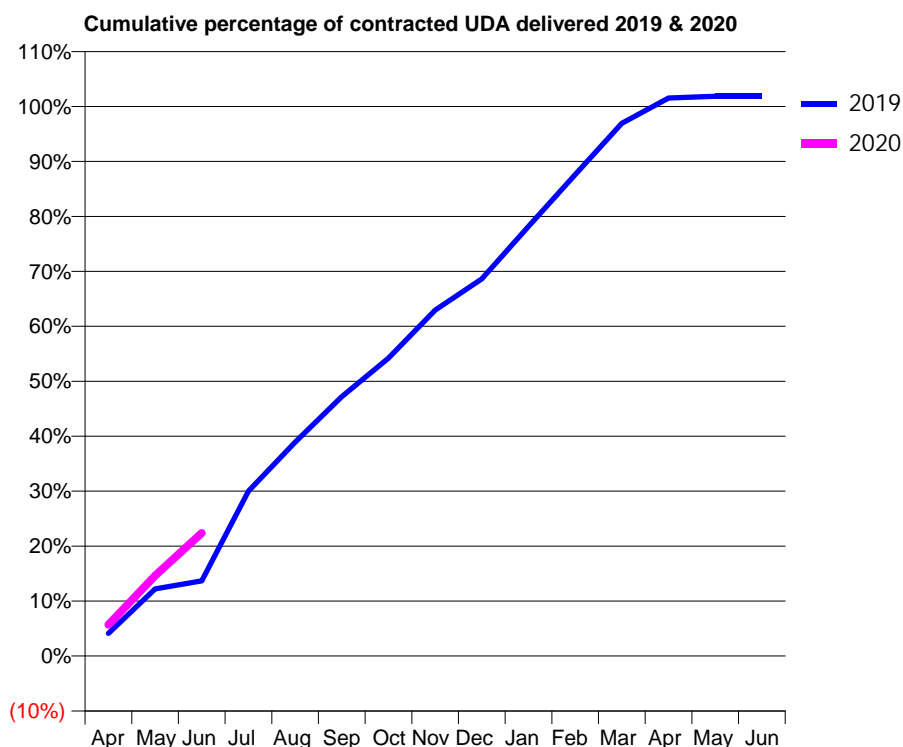
19/20 Contracted general activity (UDA)	15,918
Carry forward general activity (UDA)	0
19/20 Contracted orthodontic activity (UOA)	0
Carry forward orthodontic activity (UOA)	0
Baseline contract value	£490,255.71

ACCESS*

Patients seen in 24 months	Total	Change since previous quarter
Quarter ending June 2018	7,597	
Quarter ending September 2018	7,565	→
Quarter ending December 2018	7,436	↓
Quarter ending March 2019	7,361	↓
Quarter ending June 2019	7,358	→
Variance since June 2018	(3.1%)	↓



ACTIVITY



Month	Adjusted Scheduled Activity (UDA)	
	2019	2020
April	656	906
May	1,945	2,330
June	2,177	3,562
July	4,777	
August	6,197	
September	7,510	
October	8,628	
November	10,023	
December	10,926	
January	12,445	
February	13,947	
March	15,430	
April	16,159	
May	16,215	
June	16,215	

QUALITY

	Quantity	Base Number	Contract	AT	Region	England
% of FP17s for the same patient ID Re-attending within 3 months - Children	57	811	7.0%	10.7%	10.6%	11.4%
% of FP17s for the same patient ID Re-attending within 3 months - Adults	238	1,560	15.3%	14.5%	15.2%	15.4%
% of FP17s for the same patient ID Re-attending between 3 & 9 months - Children	419	811	51.7%	59.2%	62.3%	59.8%
% of FP17s for the same patient ID Re-attending between 3 & 9 months - Adults	630	1,560	40.4%	49.9%	53.3%	52.1%
% of FP17s for Band 1 Urgent Courses	256	2,022	12.7%	10.1%	9.7%	9.2%
% of FP17s Relating to Free Repair or Replacements	5	2,022	0.2%	0.6%	0.6%	0.7%
% of FP17s Relating to Continuations	3	2,022	0.1%	0.5%	0.8%	0.8%
% of Patients satisfied with the dentistry they have received	0	0	N/A	92.6%	93.4%	93.4%
% of Patients satisfied with the time they had to wait for an appointment	0	0	N/A	85.1%	86.8%	87.6%

* This is based on patients treated on this contract for their most recent course of treatment. Figures in italics indicate the base number of FP17s or Patient Questionnaire responses are less than 100. N/A is shown where the base number of responses is less than 10 during the period. % is calculated as Quantity/Base number*100

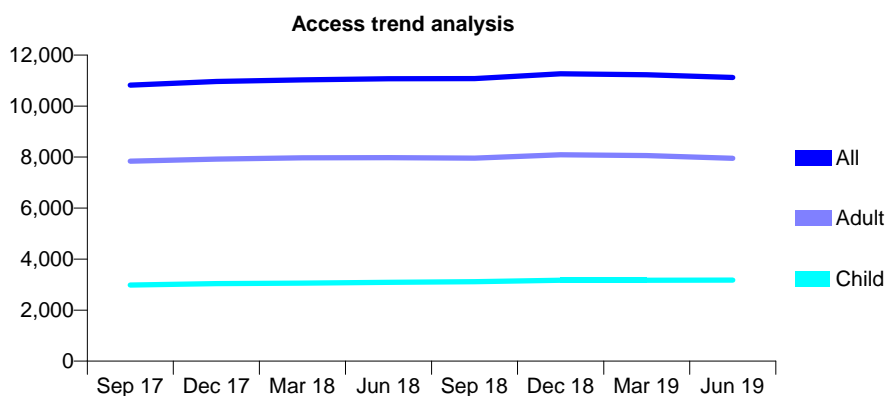
Q69 - Vital Signs At a Glance Contract Report for 184179/0003 - June 2019

Name or company name	Rodericks Limited and the Dental House Lir
Contract type name	GDS Contract
Purpose of contract	General
Contract start date	16/11/2009
Contract end date	

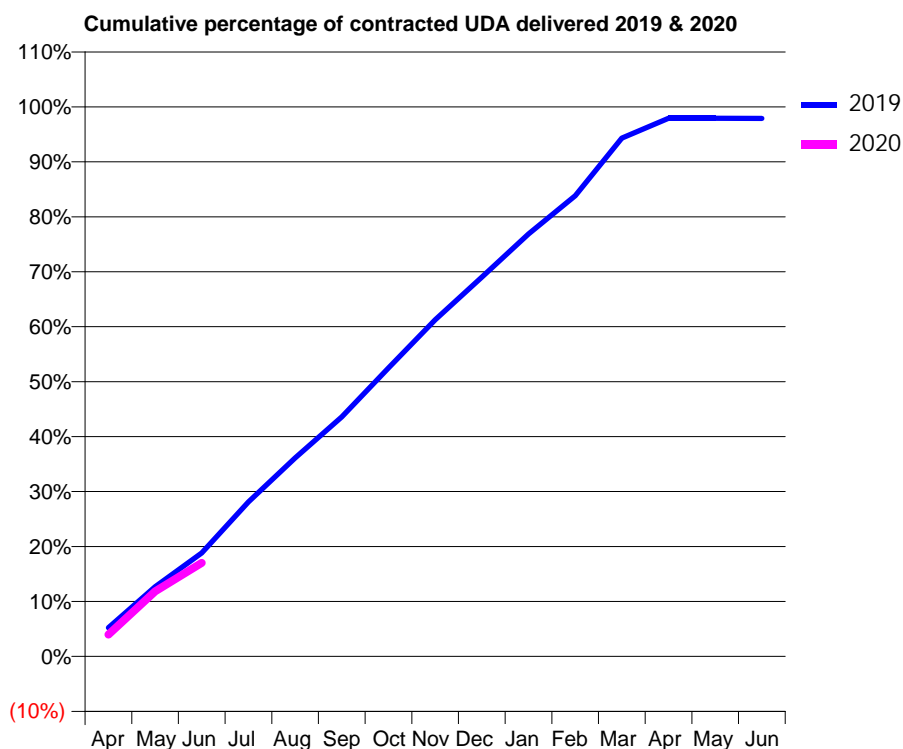
19/20 Contracted general activity (UDA)	25,000
Carry forward general activity (UDA)	0
19/20 Contracted orthodontic activity (UOA)	0
Carry forward orthodontic activity (UOA)	0
Baseline contract value	£638,312.76

ACCESS*

Patients seen in 24 months	Total	Change since previous quarter
Quarter ending June 2018	11,073	
Quarter ending September 2018	11,075	→
Quarter ending December 2018	11,266	→
Quarter ending March 2019	11,228	→
Quarter ending June 2019	11,126	→
Variance since June 2018	0.5%	→



ACTIVITY



Month	2019	2020
April	1,309	991
May	3,171	2,959
June	4,713	4,254
July	7,026	
August	9,033	
September	10,892	
October	13,124	
November	15,314	
December	17,249	
January	19,213	
February	20,959	
March	23,581	
April	24,484	
May	24,482	
June	24,469	

QUALITY

	Quantity	Base Number	Contract	AT	Region	England
% of FP17s for the same patient ID Re-attending within 3 months - Children	57	1,004	5.7%	10.7%	10.6%	11.4%
% of FP17s for the same patient ID Re-attending within 3 months - Adults	252	2,224	11.3%	14.5%	15.2%	15.4%
% of FP17s for the same patient ID Re-attending between 3 & 9 months - Children	610	1,004	60.8%	59.2%	62.3%	59.8%
% of FP17s for the same patient ID Re-attending between 3 & 9 months - Adults	1,174	2,224	52.8%	49.9%	53.3%	52.1%
% of FP17s for Band 1 Urgent Courses	183	2,467	7.4%	10.1%	9.7%	9.2%
% of FP17s Relating to Free Repair or Replacements	13	2,467	0.5%	0.6%	0.6%	0.7%
% of FP17s Relating to Continuations	7	2,467	0.3%	0.5%	0.8%	0.8%
% of Patients satisfied with the dentistry they have received	5	6	N/A	92.6%	93.4%	93.4%
% of Patients satisfied with the time they had to wait for an appointment	5	6	N/A	85.1%	86.8%	87.6%

* This is based on patients treated on this contract for their most recent course of treatment. Figures in italics indicate the base number of FP17s or Patient Questionnaire responses are less than 100. N/A is shown where the base number of responses is less than 10 during the period. % is calculated as Quantity/Base number*100

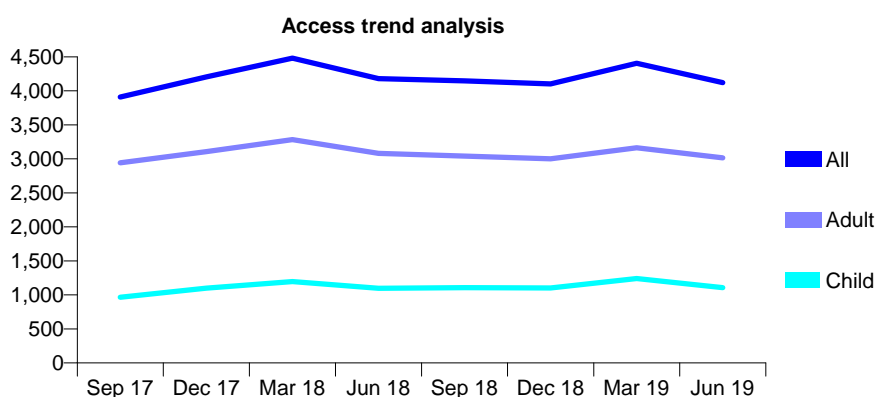
Q69 - Vital Signs At a Glance Contract Report for 184373/0001 - June 2019

Name or company name	Valentine MacGreevy, Arti Sharma and Shi
Contract type name	GDS Contract
Purpose of contract	General
Contract start date	01/04/2015
Contract end date	

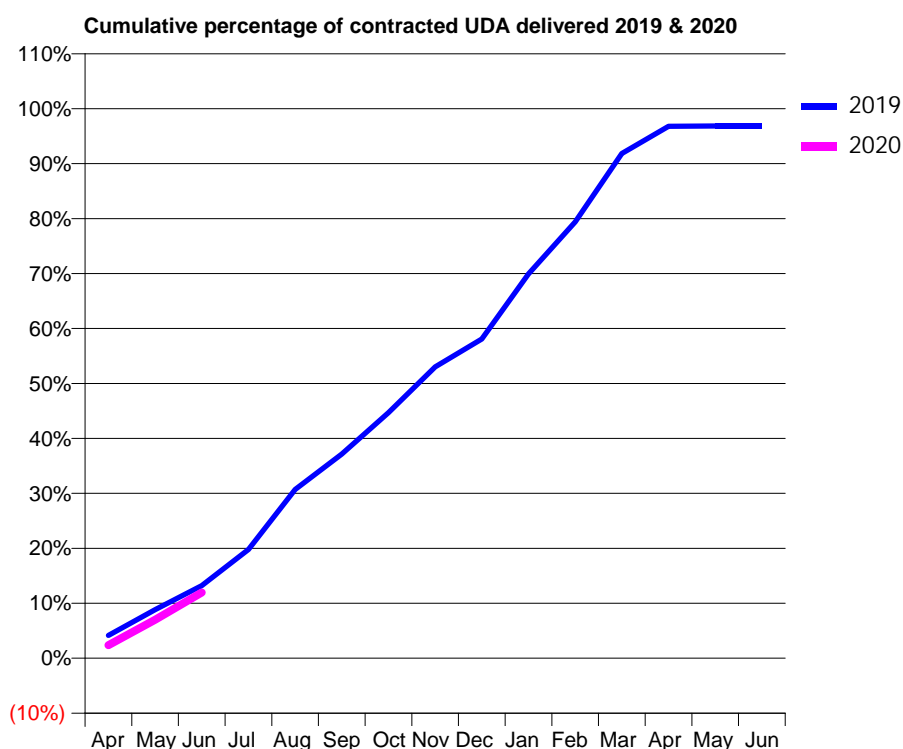
19/20 Contracted general activity (UDA)	11,814
Carry forward general activity (UDA)	0
19/20 Contracted orthodontic activity (UOA)	0
Carry forward orthodontic activity (UOA)	0
Baseline contract value	£337,765.43

ACCESS*

Patients seen in 24 months	Total	Change since previous quarter
Quarter ending June 2018	4,179	
Quarter ending September 2018	4,148	→
Quarter ending December 2018	4,103	↓
Quarter ending March 2019	4,405	↑
Quarter ending June 2019	4,120	↓
Variance since June 2018	(1.4%)	↓



ACTIVITY



Month	2019	2020
April	493	278
May	1,046	828
June	1,561	1,411
July	2,338	
August	3,627	
September	4,387	
October	5,278	
November	6,262	
December	6,862	
January	8,264	
February	9,380	
March	10,850	
April	11,434	
May	11,439	
June	11,440	

QUALITY

	Quantity	Base Number	Contract	AT	Region	England
% of FP17s for the same patient ID Re-attending within 3 months - Children	16	288	5.6%	10.7%	10.6%	11.4%
% of FP17s for the same patient ID Re-attending within 3 months - Adults	75	784	9.6%	14.5%	15.2%	15.4%
% of FP17s for the same patient ID Re-attending between 3 & 9 months - Children	206	288	71.5%	59.2%	62.3%	59.8%
% of FP17s for the same patient ID Re-attending between 3 & 9 months - Adults	482	784	61.5%	49.9%	53.3%	52.1%
% of FP17s for Band 1 Urgent Courses	65	791	8.2%	10.1%	9.7%	9.2%
% of FP17s Relating to Free Repair or Replacements	5	791	0.6%	0.6%	0.6%	0.7%
% of FP17s Relating to Continuations	4	791	0.5%	0.5%	0.8%	0.8%
% of Patients satisfied with the dentistry they have received	2	2	N/A	92.6%	93.4%	93.4%
% of Patients satisfied with the time they had to wait for an appointment	1	2	N/A	85.1%	86.8%	87.6%

* This is based on patients treated on this contract for their most recent course of treatment. Figures in italics indicate the base number of FP17s or Patient Questionnaire responses are less than 100. N/A is shown where the base number of responses is less than 10 during the period. % is calculated as Quantity/Base number*100

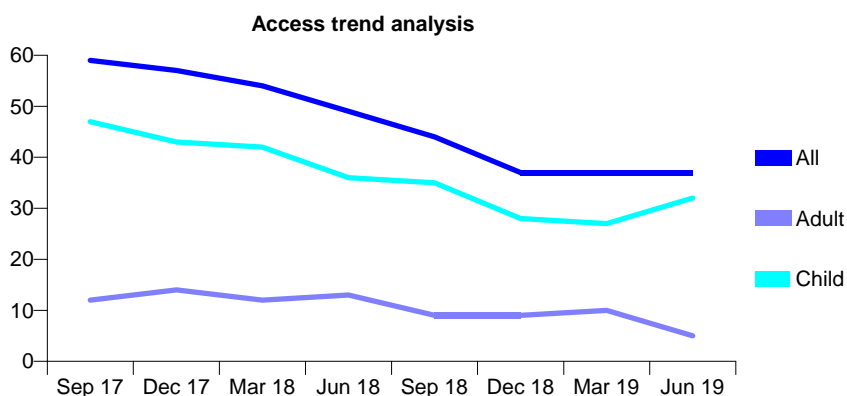
Q69 - Vital Signs At a Glance Contract Report for 186171/0001 - June 2019

Name or company name	MR AK MURGAI
Contract type name	GDS Contract
Purpose of contract	General
Contract start date	28/02/2014
Contract end date	

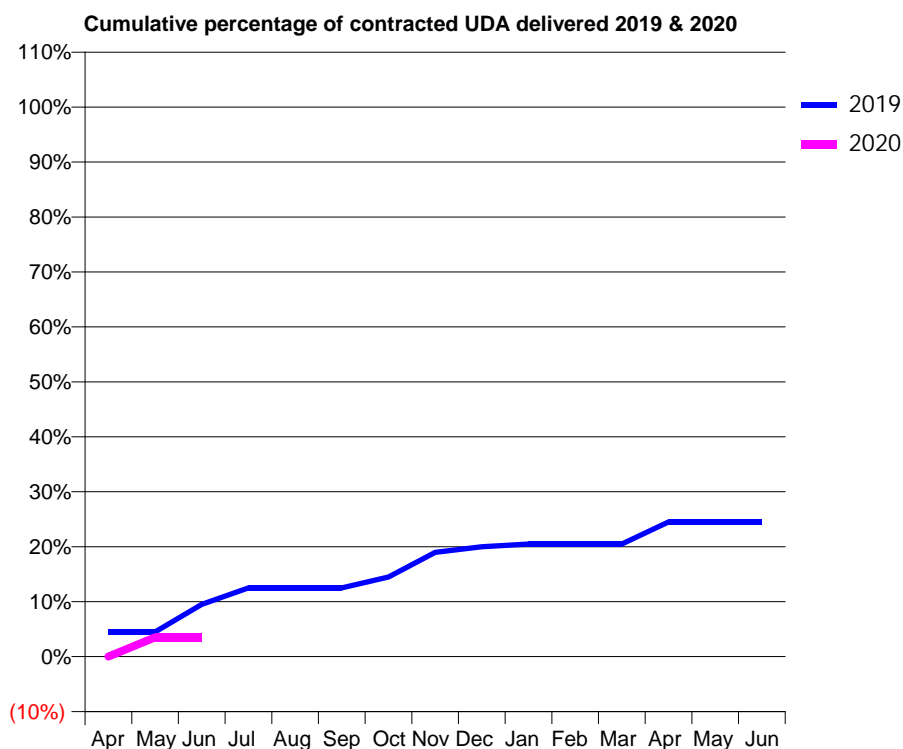
19/20 Contracted general activity (UDA)	200
Carry forward general activity (UDA)	0
19/20 Contracted orthodontic activity (UOA)	0
Carry forward orthodontic activity (UOA)	0
Baseline contract value	£4,824.39

ACCESS*

Patients seen in 24 months	Total	Change since previous quarter
Quarter ending June 2018	49	
Quarter ending September 2018	44	↓
Quarter ending December 2018	37	↓
Quarter ending March 2019	37	→
Quarter ending June 2019	37	→
Variance since June 2018	(24.5%)	↓



ACTIVITY



Month	Adjusted Scheduled Activity (UDA)	
	2019	2020
April	9	0
May	9	7
June	19	7
July	25	
August	25	
September	25	
October	29	
November	38	
December	40	
January	41	
February	41	
March	41	
April	49	
May	49	
June	49	

QUALITY

	Quantity	Base Number	Contract	AT	Region	England
% of FP17s for the same patient ID Re-attending within 3 months - Children	0	10	0.0%	10.7%	10.6%	11.4%
% of FP17s for the same patient ID Re-attending within 3 months - Adults	0	1	0.0%	14.5%	15.2%	15.4%
% of FP17s for the same patient ID Re-attending between 3 & 9 months - Children	6	10	60.0%	59.2%	62.3%	59.8%
% of FP17s for the same patient ID Re-attending between 3 & 9 months - Adults	1	1	100.0%	49.9%	53.3%	52.1%
% of FP17s for Band 1 Urgent Courses	0	7	0.0%	10.1%	9.7%	9.2%
% of FP17s Relating to Free Repair or Replacements	0	7	0.0%	0.6%	0.6%	0.7%
% of FP17s Relating to Continuations	0	7	0.0%	0.5%	0.8%	0.8%
% of Patients satisfied with the dentistry they have received	0	0	N/A	92.6%	93.4%	93.4%
% of Patients satisfied with the time they had to wait for an appointment	0	0	N/A	85.1%	86.8%	87.6%

* This is based on patients treated on this contract for their most recent course of treatment. Figures in italics indicate the base number of FP17s or Patient Questionnaire responses are less than 100. N/A is shown where the base number of responses is less than 10 during the period. % is calculated as Quantity/Base number*100

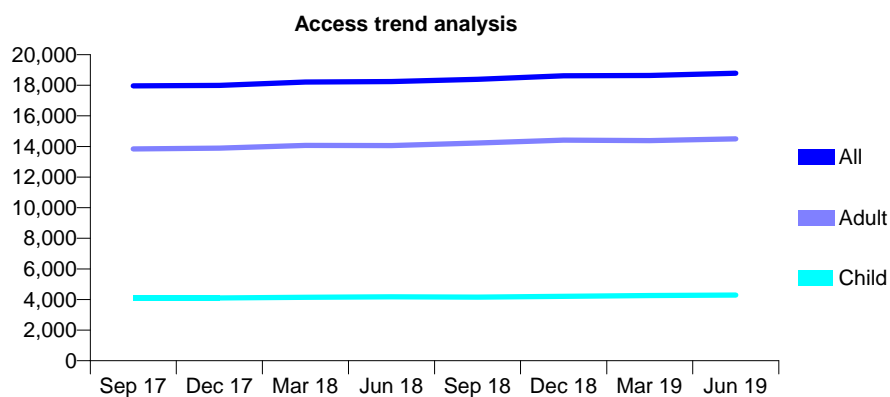
Q69 - Vital Signs At a Glance Contract Report for 186201/0001 - June 2019

Name or company name	Perfect Smile Bracknell Limited
Contract type name	GDS Contract
Purpose of contract	General
Contract start date	01/11/2014
Contract end date	

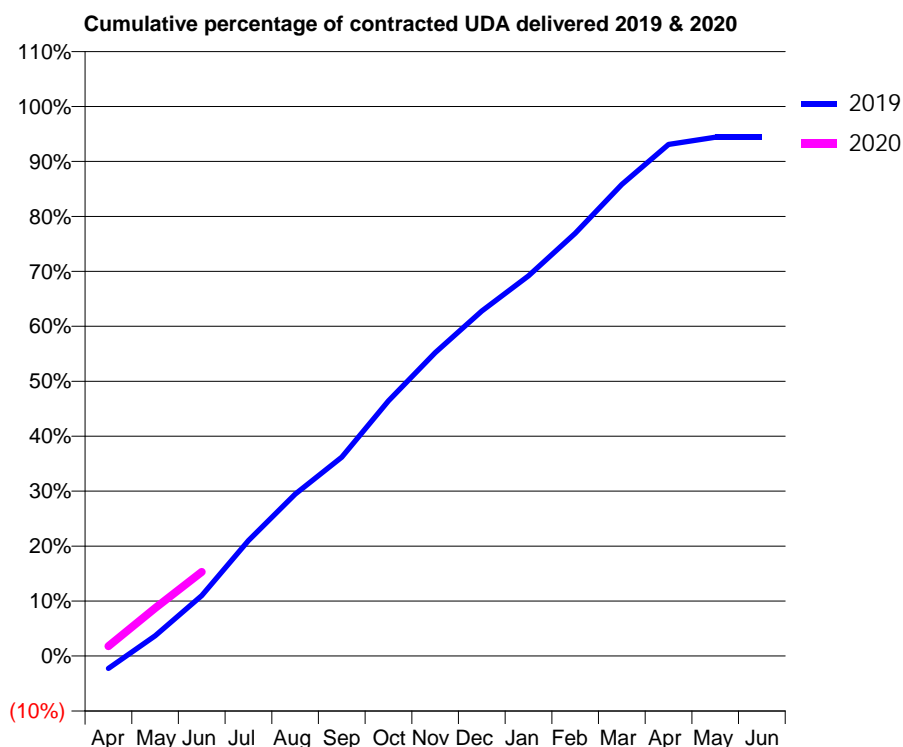
19/20 Contracted general activity (UDA)	48,508
Carry forward general activity (UDA)	0
19/20 Contracted orthodontic activity (UOA)	0
Carry forward orthodontic activity (UOA)	0
Baseline contract value	£1,247,569.43

ACCESS*

Patients seen in 24 months	Total	Change since previous quarter
Quarter ending June 2018	18,240	
Quarter ending September 2018	18,394	→
Quarter ending December 2018	18,622	→
Quarter ending March 2019	18,641	→
Quarter ending June 2019	18,788	→
Variance since June 2018	3.0%	↑



ACTIVITY



Month	Adjusted Scheduled Activity (UDA)	
	2019	2020
April	-1,172	880
May	1,916	4,229
June	5,717	7,419
July	10,897	
August	15,286	
September	18,782	
October	24,105	
November	28,651	
December	32,581	
January	35,900	
February	39,926	
March	44,537	
April	48,313	
May	48,995	
June	48,995	

QUALITY

	Quantity	Base Number	Contract	AT	Region	England
% of FP17s for the same patient ID Re-attending within 3 months - Children	91	1,292	7.0%	10.7%	10.6%	11.4%
% of FP17s for the same patient ID Re-attending within 3 months - Adults	553	4,047	13.7%	14.5%	15.2%	15.4%
% of FP17s for the same patient ID Re-attending between 3 & 9 months - Children	605	1,292	46.8%	59.2%	62.3%	59.8%
% of FP17s for the same patient ID Re-attending between 3 & 9 months - Adults	1,567	4,047	38.7%	49.9%	53.3%	52.1%
% of FP17s for Band 1 Urgent Courses	412	3,678	11.2%	10.1%	9.7%	9.2%
% of FP17s Relating to Free Repair or Replacements	41	3,678	1.1%	0.6%	0.6%	0.7%
% of FP17s Relating to Continuations	43	3,678	1.2%	0.5%	0.8%	0.8%
% of Patients satisfied with the dentistry they have received	8	8	N/A	92.6%	93.4%	93.4%
% of Patients satisfied with the time they had to wait for an appointment	8	8	N/A	85.1%	86.8%	87.6%

* This is based on patients treated on this contract for their most recent course of treatment. Figures in italics indicate the base number of FP17s or Patient Questionnaire responses are less than 100. N/A is shown where the base number of responses is less than 10 during the period. % is calculated as Quantity/Base number*100

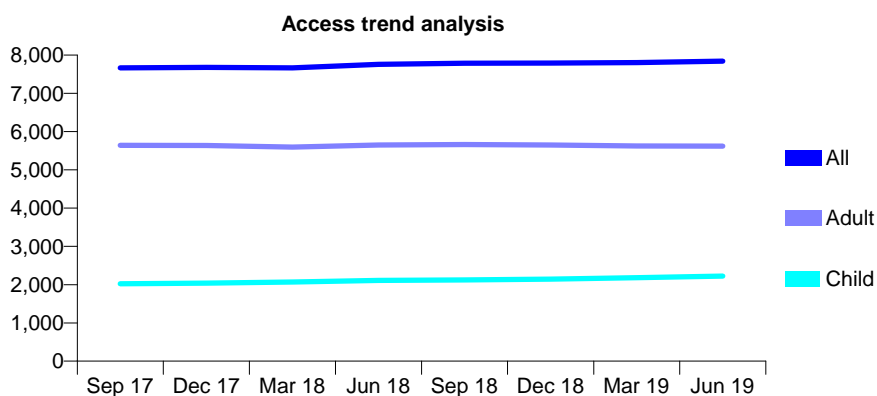
Q69 - Vital Signs At a Glance Contract Report for 186929/0001 - June 2019

Name or company name	Smile Care Twyford Limited
Contract type name	GDS Contract
Purpose of contract	General
Contract start date	01/07/2013
Contract end date	

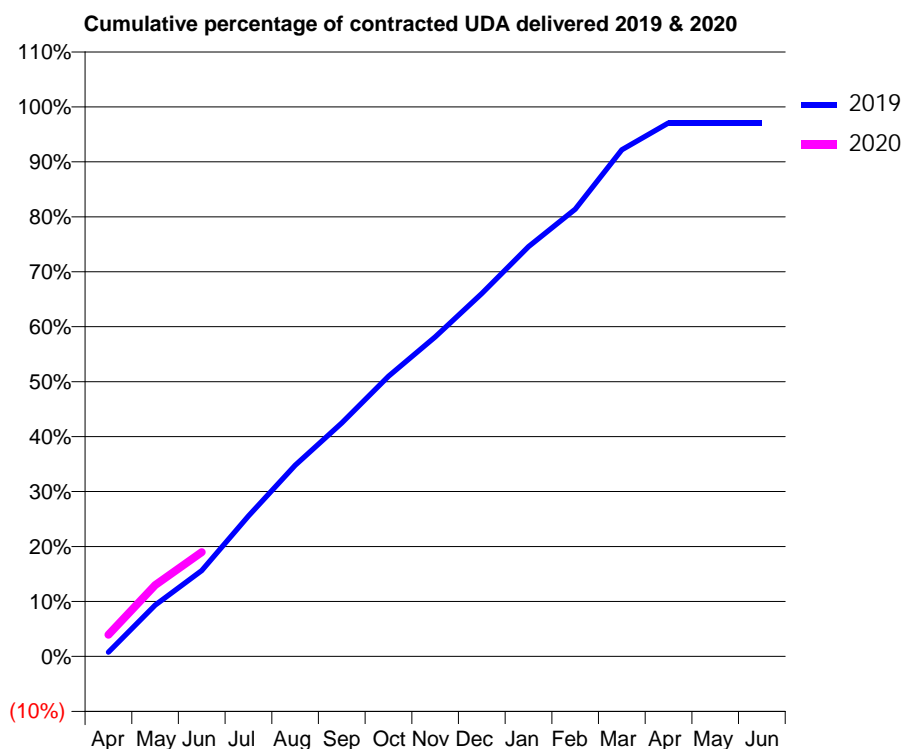
19/20 Contracted general activity (UDA)	15,956
Carry forward general activity (UDA)	0
19/20 Contracted orthodontic activity (UOA)	0
Carry forward orthodontic activity (UOA)	0
Baseline contract value	£387,788.02

ACCESS*

Patients seen in 24 months	Total	Change since previous quarter
Quarter ending June 2018	7,759	
Quarter ending September 2018	7,786	→
Quarter ending December 2018	7,789	→
Quarter ending March 2019	7,804	→
Quarter ending June 2019	7,842	→
Variance since June 2018	1.1%	→



ACTIVITY



Month	Adjusted Scheduled Activity (UDA)	
	2019	2020
April	126	630
May	1,488	2,071
June	2,494	3,025
July	4,080	
August	5,549	
September	6,778	
October	8,135	
November	9,276	
December	10,539	
January	11,899	
February	12,985	
March	14,706	
April	15,490	
May	15,491	
June	15,491	

QUALITY

	Quantity	Base Number	Contract	AT	Region	England
% of FP17s for the same patient ID Re-attending within 3 months - Children	41	756	5.4%	10.7%	10.6%	11.4%
% of FP17s for the same patient ID Re-attending within 3 months - Adults	161	1,645	9.8%	14.5%	15.2%	15.4%
% of FP17s for the same patient ID Re-attending between 3 & 9 months - Children	448	756	59.3%	59.2%	62.3%	59.8%
% of FP17s for the same patient ID Re-attending between 3 & 9 months - Adults	828	1,645	50.3%	49.9%	53.3%	52.1%
% of FP17s for Band 1 Urgent Courses	118	1,790	6.6%	10.1%	9.7%	9.2%
% of FP17s Relating to Free Repair or Replacements	5	1,790	0.3%	0.6%	0.6%	0.7%
% of FP17s Relating to Continuations	2	1,790	0.1%	0.5%	0.8%	0.8%
% of Patients satisfied with the dentistry they have received	2	2	N/A	92.6%	93.4%	93.4%
% of Patients satisfied with the time they had to wait for an appointment	1	2	N/A	85.1%	86.8%	87.6%

* This is based on patients treated on this contract for their most recent course of treatment.

Figures in italics indicate the base number of FP17s or Patient Questionnaire responses are less than 100. N/A is shown where the base number of responses is less than 10 during the period. % is calculated as Quantity/Base number*100

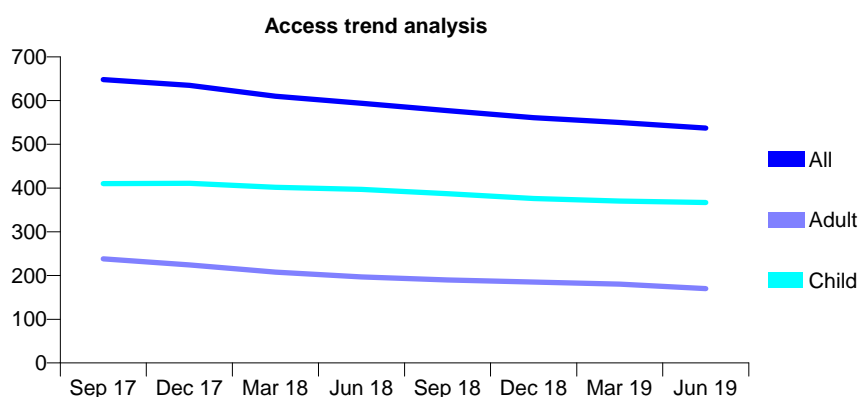
Q69 - Vital Signs At a Glance Contract Report for 188921/0001 - June 2019

Name or company name	Portman Healthcare Limited
Contract type name	GDS Contract
Purpose of contract	General
Contract start date	01/07/2009
Contract end date	

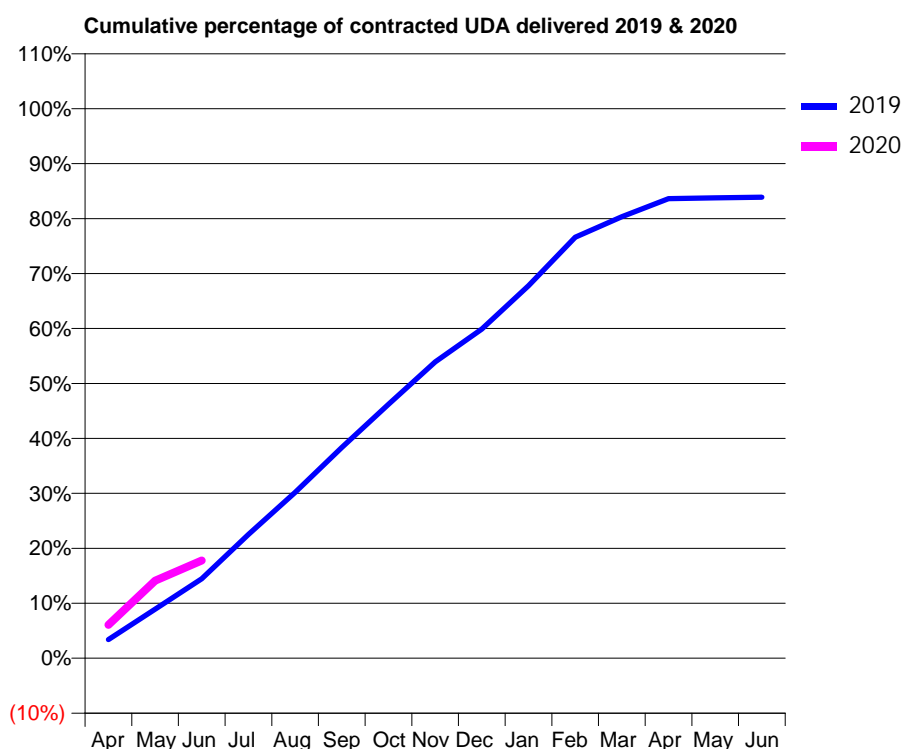
19/20 Contracted general activity (UDA)	1,308
Carry forward general activity (UDA)	0
19/20 Contracted orthodontic activity (UOA)	0
Carry forward orthodontic activity (UOA)	0
Baseline contract value	£32,005.08

ACCESS*

Patients seen in 24 months	Total	Change since previous quarter
Quarter ending June 2018	594	
Quarter ending September 2018	577	↓
Quarter ending December 2018	561	↓
Quarter ending March 2019	550	↓
Quarter ending June 2019	537	↓
Variance since June 2018	(9.6%)	↓



ACTIVITY



Month	2019	2020
April	44	80
May	117	185
June	189	233
July	295	
August	395	
September	502	
October	604	
November	705	
December	783	
January	887	
February	1,002	
March	1,051	
April	1,094	
May	1,096	
June	1,097	

QUALITY

	Quantity	Base Number	Contract	AT	Region	England
% of FP17s for the same patient ID Re-attending within 3 months - Children	9	160	5.6%	10.7%	10.6%	11.4%
% of FP17s for the same patient ID Re-attending within 3 months - Adults	2	48	4.2%	14.5%	15.2%	15.4%
% of FP17s for the same patient ID Re-attending between 3 & 9 months - Children	108	160	67.5%	59.2%	62.3%	59.8%
% of FP17s for the same patient ID Re-attending between 3 & 9 months - Adults	38	48	79.2%	49.9%	53.3%	52.1%
% of FP17s for Band 1 Urgent Courses	3	169	1.8%	10.1%	9.7%	9.2%
% of FP17s Relating to Free Repair or Replacements	0	169	0.0%	0.6%	0.6%	0.7%
% of FP17s Relating to Continuations	0	169	0.0%	0.5%	0.8%	0.8%
% of Patients satisfied with the dentistry they have received	1	1	N/A	92.6%	93.4%	93.4%
% of Patients satisfied with the time they had to wait for an appointment	1	1	N/A	85.1%	86.8%	87.6%

* This is based on patients treated on this contract for their most recent course of treatment. Figures in italics indicate the base number of FP17s or Patient Questionnaire responses are less than 100. N/A is shown where the base number of responses is less than 10 during the period. % is calculated as Quantity/Base number*100

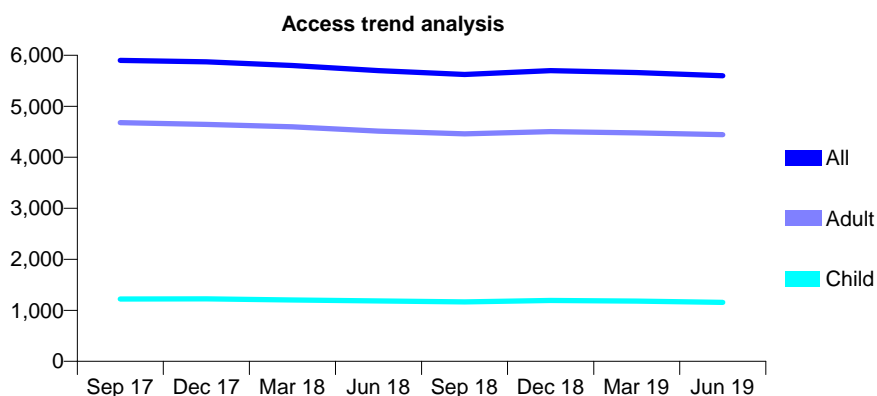
Q69 - Vital Signs At a Glance Contract Report for 189855/0001 - June 2019

Name or company name	Halford House Dental Partnership
Contract type name	GDS Contract
Purpose of contract	General
Contract start date	14/10/2014
Contract end date	

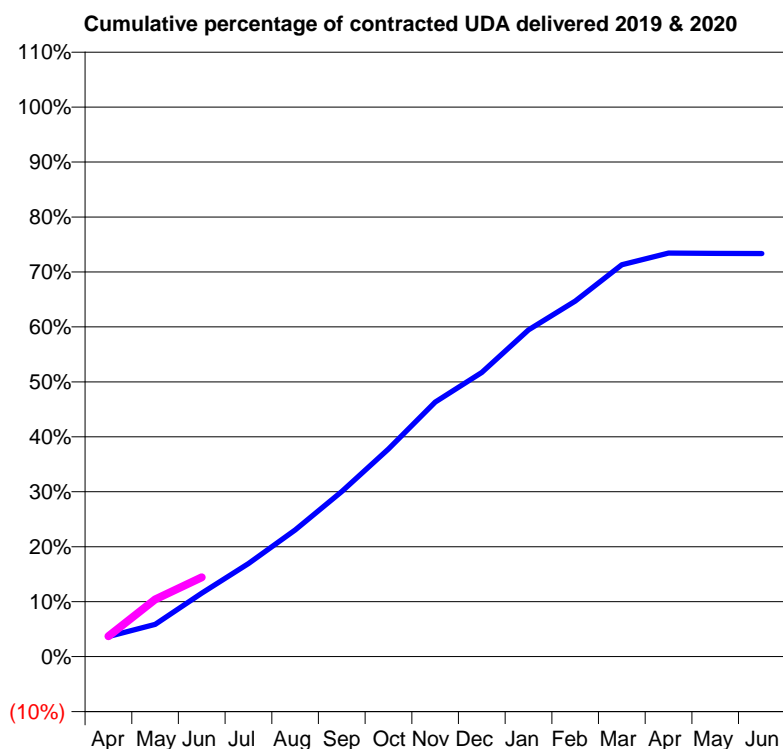
19/20 Contracted general activity (UDA)	19,855
Carry forward general activity (UDA)	0
19/20 Contracted orthodontic activity (UOA)	0
Carry forward orthodontic activity (UOA)	0
Baseline contract value	£446,224.04

ACCESS*

Patients seen in 24 months	Total	Change since previous quarter
Quarter ending June 2018	5,697	
Quarter ending September 2018	5,624	↓
Quarter ending December 2018	5,698	→
Quarter ending March 2019	5,661	→
Quarter ending June 2019	5,599	↓
Variance since June 2018	(1.7%)	↓



ACTIVITY



Month	Adjusted Scheduled Activity (UDA)	
	2019	2020
April	727	741
May	1,166	2,070
June	2,297	2,864
July	3,368	
August	4,576	
September	5,963	
October	7,503	
November	9,193	
December	10,265	
January	11,807	
February	12,850	
March	14,159	
April	14,576	
May	14,568	
June	14,565	

QUALITY

	Quantity	Base Number	Contract	AT	Region	England
% of FP17s for the same patient ID Re-attending within 3 months - Children	30	378	7.9%	10.7%	10.6%	11.4%
% of FP17s for the same patient ID Re-attending within 3 months - Adults	166	1,382	12.0%	14.5%	15.2%	15.4%
% of FP17s for the same patient ID Re-attending between 3 & 9 months - Children	258	378	68.3%	59.2%	62.3%	59.8%
% of FP17s for the same patient ID Re-attending between 3 & 9 months - Adults	903	1,382	65.3%	49.9%	53.3%	52.1%
% of FP17s for Band 1 Urgent Courses	122	1,542	7.9%	10.1%	9.7%	9.2%
% of FP17s Relating to Free Repair or Replacements	7	1,542	0.5%	0.6%	0.6%	0.7%
% of FP17s Relating to Continuations	18	1,542	1.2%	0.5%	0.8%	0.8%
% of Patients satisfied with the dentistry they have received	2	2	N/A	92.6%	93.4%	93.4%
% of Patients satisfied with the time they had to wait for an appointment	2	2	N/A	85.1%	86.8%	87.6%

* This is based on patients treated on this contract for their most recent course of treatment. Figures in italics indicate the base number of FP17s or Patient Questionnaire responses are less than 100. N/A is shown where the base number of responses is less than 10 during the period. % is calculated as Quantity/Base number*100

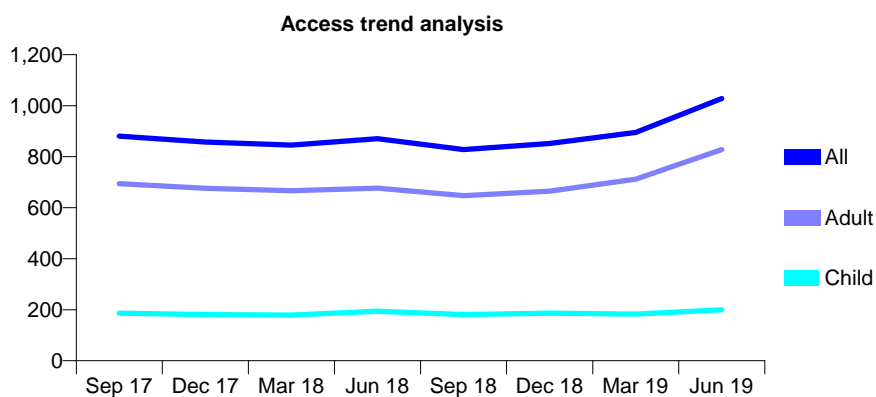
Q69 - Vital Signs At a Glance Contract Report for 190764/0001 - June 2019

Name or company name	The Dental Practice
Contract type name	GDS Contract
Purpose of contract	General
Contract start date	01/08/2012
Contract end date	

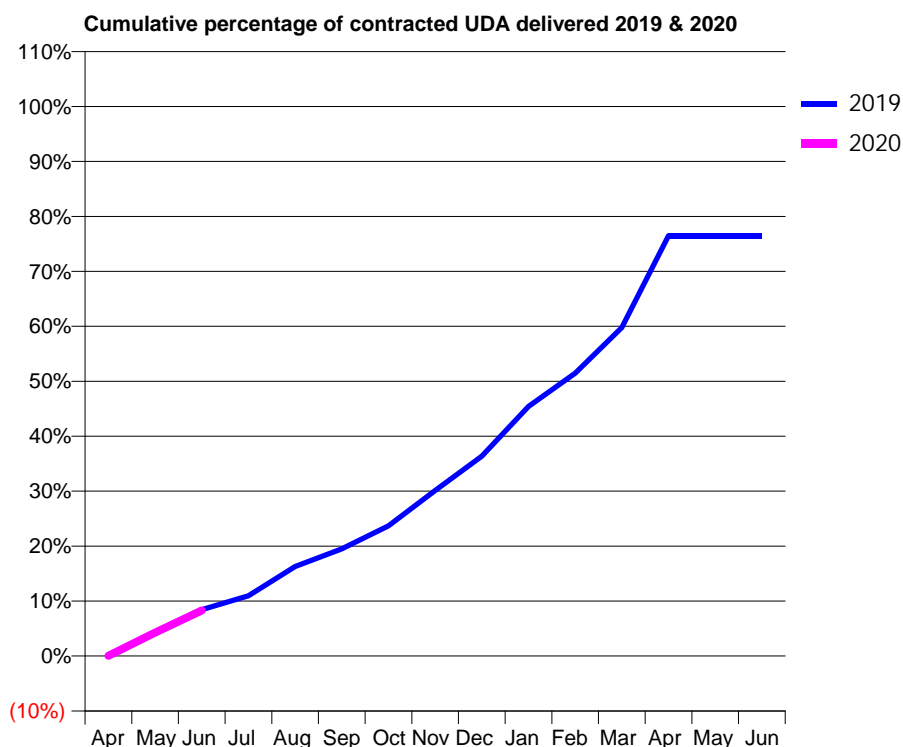
19/20 Contracted general activity (UDA)	4,946
Carry forward general activity (UDA)	0
19/20 Contracted orthodontic activity (UOA)	0
Carry forward orthodontic activity (UOA)	0
Baseline contract value	£121,921.71

ACCESS*

Patients seen in 24 months	Total	Change since previous quarter
Quarter ending June 2018	871	
Quarter ending September 2018	828	↓
Quarter ending December 2018	852	↑
Quarter ending March 2019	895	↑
Quarter ending June 2019	1,028	↑
Variance since June 2018	18.0%	↑



ACTIVITY



Month	Adjusted Scheduled Activity (UDA)	
	2019	2020
April	2	2
May	213	210
June	417	410
July	542	
August	805	
September	964	
October	1,172	
November	1,490	
December	1,799	
January	2,247	
February	2,547	
March	2,957	
April	3,784	
May	3,783	
June	3,783	

QUALITY

	Quantity	Base Number	Contract	AT	Region	England
% of FP17s for the same patient ID Re-attending within 3 months - Children	8	70	11.4%	10.7%	10.6%	11.4%
% of FP17s for the same patient ID Re-attending within 3 months - Adults	57	312	18.3%	14.5%	15.2%	15.4%
% of FP17s for the same patient ID Re-attending between 3 & 9 months - Children	12	70	17.1%	59.2%	62.3%	59.8%
% of FP17s for the same patient ID Re-attending between 3 & 9 months - Adults	49	312	15.7%	49.9%	53.3%	52.1%
% of FP17s for Band 1 Urgent Courses	75	179	41.9%	10.1%	9.7%	9.2%
% of FP17s Relating to Free Repair or Replacements	0	179	0.0%	0.6%	0.6%	0.7%
% of FP17s Relating to Continuations	0	179	0.0%	0.5%	0.8%	0.8%
% of Patients satisfied with the dentistry they have received	1	1	N/A	92.6%	93.4%	93.4%
% of Patients satisfied with the time they had to wait for an appointment	0	1	N/A	85.1%	86.8%	87.6%

* This is based on patients treated on this contract for their most recent course of treatment. Figures in italics indicate the base number of FP17s or Patient Questionnaire responses are less than 100. N/A is shown where the base number of responses is less than 10 during the period. % is calculated as Quantity/Base number*100

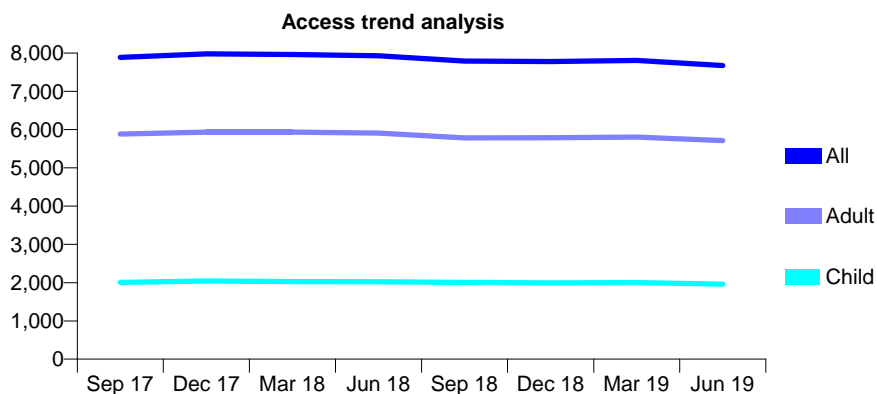
Q69 - Vital Signs At a Glance Contract Report for 193550/0001 - June 2019

Name or company name	Banbury Dental Surgery
Contract type name	GDS Contract
Purpose of contract	General
Contract start date	01/08/2009
Contract end date	

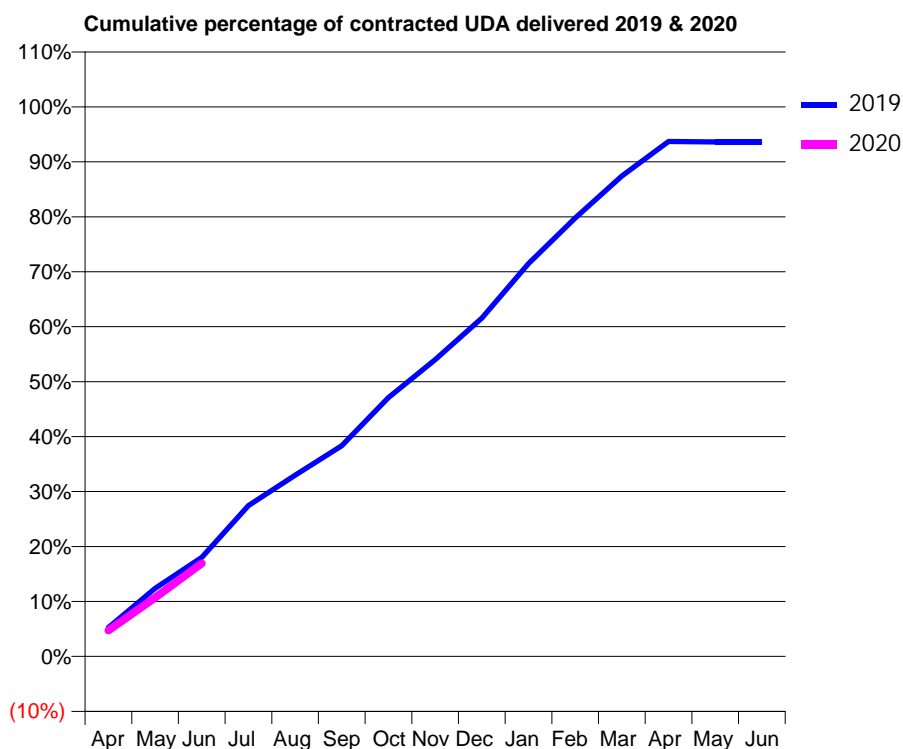
19/20 Contracted general activity (UDA)	22,000
Carry forward general activity (UDA)	0
19/20 Contracted orthodontic activity (UOA)	0
Carry forward orthodontic activity (UOA)	0
Baseline contract value	£506,125.79

ACCESS*

Patients seen in 24 months	Total	Change since previous quarter
Quarter ending June 2018	7,929	
Quarter ending September 2018	7,790	↓
Quarter ending December 2018	7,779	→
Quarter ending March 2019	7,805	→
Quarter ending June 2019	7,675	↓
Variance since June 2018	(3.2%)	↓



ACTIVITY



Month	2019	2020
April	1,155	1,045
May	2,724	2,359
June	3,966	3,726
July	6,041	
August	7,258	
September	8,430	
October	10,367	
November	11,884	
December	13,541	
January	15,726	
February	17,553	
March	19,235	
April	20,617	
May	20,596	
June	20,596	

QUALITY

	Quantity	Base Number	Contract	AT	Region	England
% of FP17s for the same patient ID Re-attending within 3 months - Children	33	652	5.1%	10.7%	10.6%	11.4%
% of FP17s for the same patient ID Re-attending within 3 months - Adults	191	1,860	10.3%	14.5%	15.2%	15.4%
% of FP17s for the same patient ID Re-attending between 3 & 9 months - Children	415	652	63.7%	59.2%	62.3%	59.8%
% of FP17s for the same patient ID Re-attending between 3 & 9 months - Adults	983	1,860	52.8%	49.9%	53.3%	52.1%
% of FP17s for Band 1 Urgent Courses	100	1,935	5.2%	10.1%	9.7%	9.2%
% of FP17s Relating to Free Repair or Replacements	24	1,935	1.2%	0.6%	0.6%	0.7%
% of FP17s Relating to Continuations	5	1,935	0.3%	0.5%	0.8%	0.8%
% of Patients satisfied with the dentistry they have received	5	5	N/A	92.6%	93.4%	93.4%
% of Patients satisfied with the time they had to wait for an appointment	4	5	N/A	85.1%	86.8%	87.6%

* This is based on patients treated on this contract for their most recent course of treatment. Figures in italics indicate the base number of FP17s or Patient Questionnaire responses are less than 100. N/A is shown where the base number of responses is less than 10 during the period. % is calculated as Quantity/Base number*100

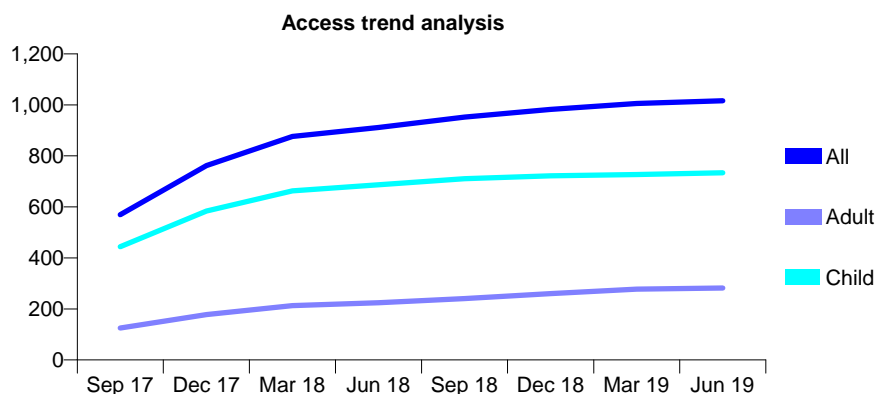
Q69 - Vital Signs At a Glance Contract Report for 195057/0001 - June 2019

Name or company name	AM Dentalcare
Contract type name	GDS Contract
Purpose of contract	General
Contract start date	01/09/2011
Contract end date	

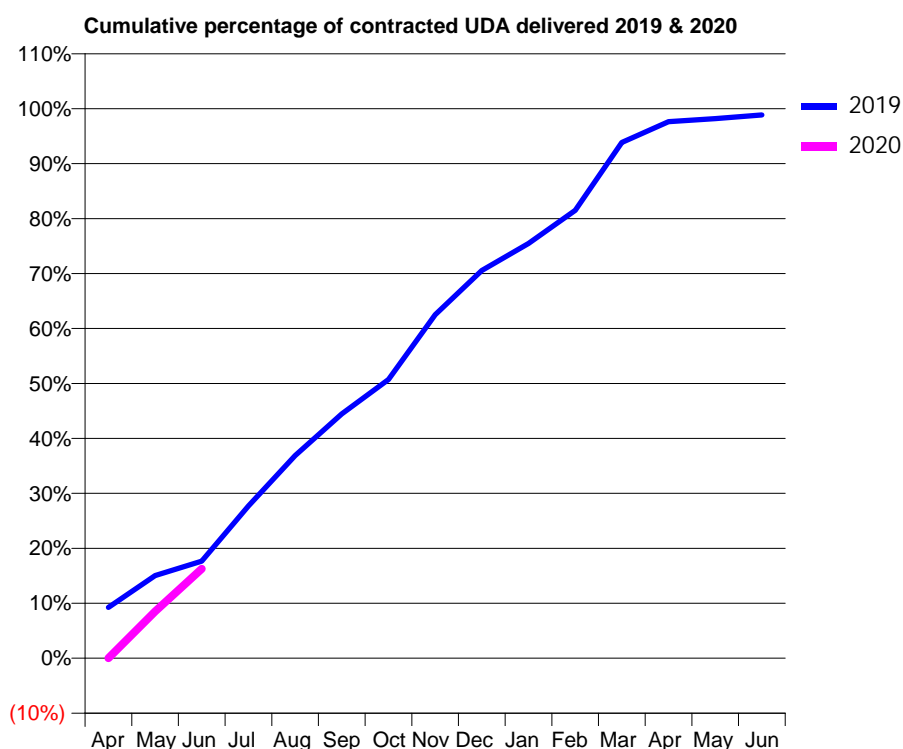
19/20 Contracted general activity (UDA)	2,712
Carry forward general activity (UDA)	0
19/20 Contracted orthodontic activity (UOA)	0
Carry forward orthodontic activity (UOA)	0
Baseline contract value	£66,412.64

ACCESS*

Patients seen in 24 months	Total	Change since previous quarter
Quarter ending June 2018	911	
Quarter ending September 2018	952	↑
Quarter ending December 2018	982	↑
Quarter ending March 2019	1,005	↑
Quarter ending June 2019	1,016	→
Variance since June 2018	11.5%	↑



ACTIVITY



Month	2019	2020
April	251	0
May	408	231
June	479	441
July	752	
August	1,001	
September	1,205	
October	1,375	
November	1,695	
December	1,913	
January	2,047	
February	2,211	
March	2,545	
April	2,648	
May	2,663	
June	2,681	

QUALITY

	Quantity	Base Number	Contract	AT	Region	England
% of FP17s for the same patient ID Re-attending within 3 months - Children	9	219	4.1%	10.7%	10.6%	11.4%
% of FP17s for the same patient ID Re-attending within 3 months - Adults	11	61	18.0%	14.5%	15.2%	15.4%
% of FP17s for the same patient ID Re-attending between 3 & 9 months - Children	114	219	52.1%	59.2%	62.3%	59.8%
% of FP17s for the same patient ID Re-attending between 3 & 9 months - Adults	28	61	45.9%	49.9%	53.3%	52.1%
% of FP17s for Band 1 Urgent Courses	11	223	4.9%	10.1%	9.7%	9.2%
% of FP17s Relating to Free Repair or Replacements	1	223	0.4%	0.6%	0.6%	0.7%
% of FP17s Relating to Continuations	2	223	0.9%	0.5%	0.8%	0.8%
% of Patients satisfied with the dentistry they have received	0	0	N/A	92.6%	93.4%	93.4%
% of Patients satisfied with the time they had to wait for an appointment	0	0	N/A	85.1%	86.8%	87.6%

* This is based on patients treated on this contract for their most recent course of treatment.

Figures in italics indicate the base number of FP17s or Patient Questionnaire responses are less than 100. N/A is shown where the base number of responses is less than 10 during the period. % is calculated as Quantity/Base number*100

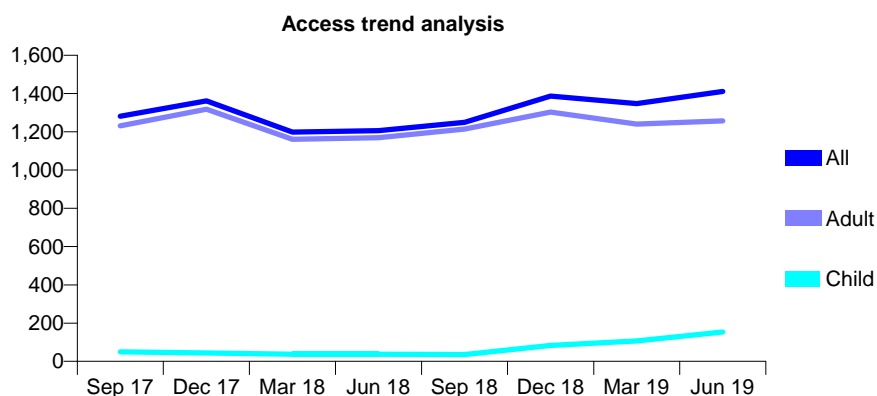
Q69 - Vital Signs At a Glance Contract Report for 195472/0001 - June 2019

Name or company name	DA CLINICS LTD
Contract type name	GDS Contract
Purpose of contract	General
Contract start date	01/04/2008
Contract end date	

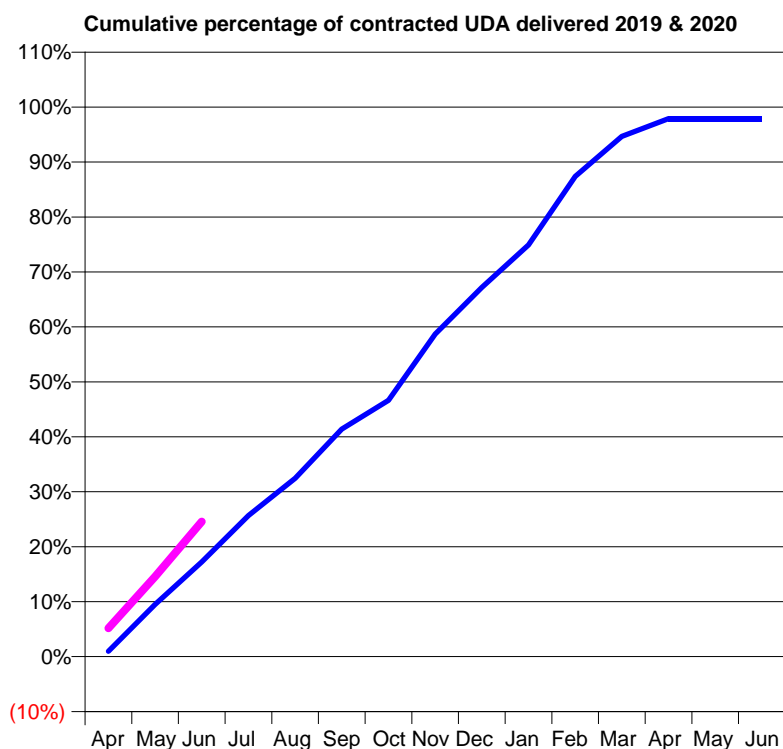
19/20 Contracted general activity (UDA)	5,053
Carry forward general activity (UDA)	0
19/20 Contracted orthodontic activity (UOA)	0
Carry forward orthodontic activity (UOA)	0
Baseline contract value	£106,251.89

ACCESS*

Patients seen in 24 months	Total	Change since previous quarter
Quarter ending June 2018	1,206	
Quarter ending September 2018	1,250	↑
Quarter ending December 2018	1,386	↑
Quarter ending March 2019	1,347	↓
Quarter ending June 2019	1,411	↑
Variance since June 2018	17.0%	↑



ACTIVITY



Month	Adjusted Scheduled Activity (UDA)	
	2019	2020
April	50	261
May	481	736
June	870	1,242
July	1,297	
August	1,641	
September	2,093	
October	2,357	
November	2,965	
December	3,394	
January	3,786	
February	4,415	
March	4,783	
April	4,946	
May	4,946	
June	4,946	

QUALITY

	Quantity	Base Number	Contract	AT	Region	England
% of FP17s for the same patient ID Re-attending within 3 months - Children	1	92	1.1%	10.7%	10.6%	11.4%
% of FP17s for the same patient ID Re-attending within 3 months - Adults	66	631	10.5%	14.5%	15.2%	15.4%
% of FP17s for the same patient ID Re-attending between 3 & 9 months - Children	40	92	43.5%	59.2%	62.3%	59.8%
% of FP17s for the same patient ID Re-attending between 3 & 9 months - Adults	467	631	74.0%	49.9%	53.3%	52.1%
% of FP17s for Band 1 Urgent Courses	24	661	3.6%	10.1%	9.7%	9.2%
% of FP17s Relating to Free Repair or Replacements	11	661	1.7%	0.6%	0.6%	0.7%
% of FP17s Relating to Continuations	10	661	1.5%	0.5%	0.8%	0.8%
% of Patients satisfied with the dentistry they have received	0	0	N/A	92.6%	93.4%	93.4%
% of Patients satisfied with the time they had to wait for an appointment	0	0	N/A	85.1%	86.8%	87.6%

* This is based on patients treated on this contract for their most recent course of treatment. Figures in italics indicate the base number of FP17s or Patient Questionnaire responses are less than 100. N/A is shown where the base number of responses is less than 10 during the period. % is calculated as Quantity/Base number*100

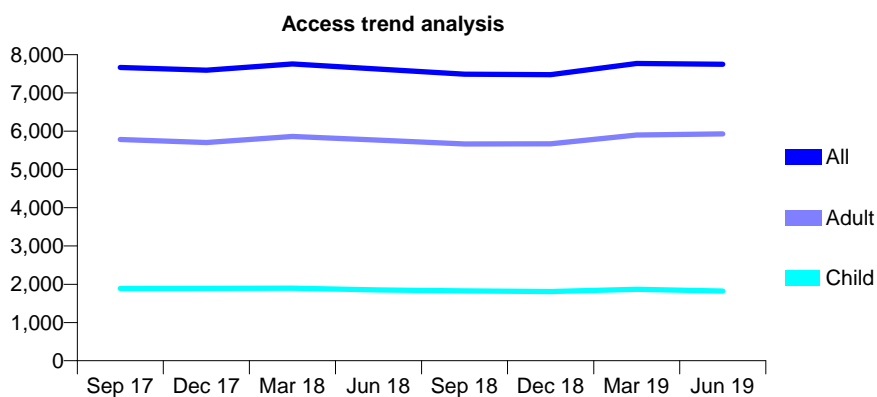
Q69 - Vital Signs At a Glance Contract Report for 195472/0002 - June 2019

Name or company name	DA CLINICS LTD
Contract type name	GDS Contract
Purpose of contract	General
Contract start date	01/04/2008
Contract end date	

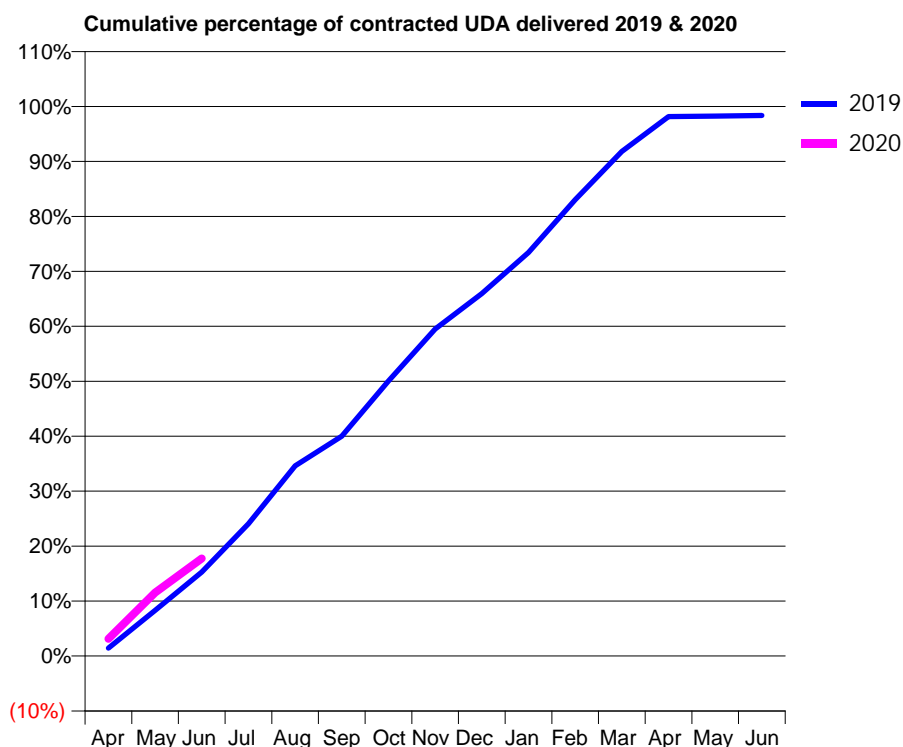
19/20 Contracted general activity (UDA)	22,660
Carry forward general activity (UDA)	0
19/20 Contracted orthodontic activity (UOA)	0
Carry forward orthodontic activity (UOA)	0
Baseline contract value	£563,781.82

ACCESS*

Patients seen in 24 months	Total	Change since previous quarter
Quarter ending June 2018	7,621	
Quarter ending September 2018	7,489	↓
Quarter ending December 2018	7,479	→
Quarter ending March 2019	7,768	↑
Quarter ending June 2019	7,750	→
Variance since June 2018	1.7%	→



ACTIVITY



Month	Adjusted Scheduled Activity (UDA)	
	2019	2020
April	326	710
May	1,881	2,622
June	3,459	4,023
July	5,455	
August	7,844	
September	9,066	
October	11,341	
November	13,487	
December	14,941	
January	16,637	
February	18,814	
March	20,805	
April	22,242	
May	22,264	
June	22,288	

QUALITY

	Quantity	Base Number	Contract	AT	Region	England
% of FP17s for the same patient ID Re-attending within 3 months - Children	30	669	4.5%	10.7%	10.6%	11.4%
% of FP17s for the same patient ID Re-attending within 3 months - Adults	261	2,416	10.8%	14.5%	15.2%	15.4%
% of FP17s for the same patient ID Re-attending between 3 & 9 months - Children	459	669	68.6%	59.2%	62.3%	59.8%
% of FP17s for the same patient ID Re-attending between 3 & 9 months - Adults	1,662	2,416	68.8%	49.9%	53.3%	52.1%
% of FP17s for Band 1 Urgent Courses	115	2,435	4.7%	10.1%	9.7%	9.2%
% of FP17s Relating to Free Repair or Replacements	24	2,435	1.0%	0.6%	0.6%	0.7%
% of FP17s Relating to Continuations	21	2,435	0.9%	0.5%	0.8%	0.8%
% of Patients satisfied with the dentistry they have received	5	5	N/A	92.6%	93.4%	93.4%
% of Patients satisfied with the time they had to wait for an appointment	5	5	N/A	85.1%	86.8%	87.6%

* This is based on patients treated on this contract for their most recent course of treatment. Figures in italics indicate the base number of FP17s or Patient Questionnaire responses are less than 100. N/A is shown where the base number of responses is less than 10 during the period. % is calculated as Quantity/Base number*100

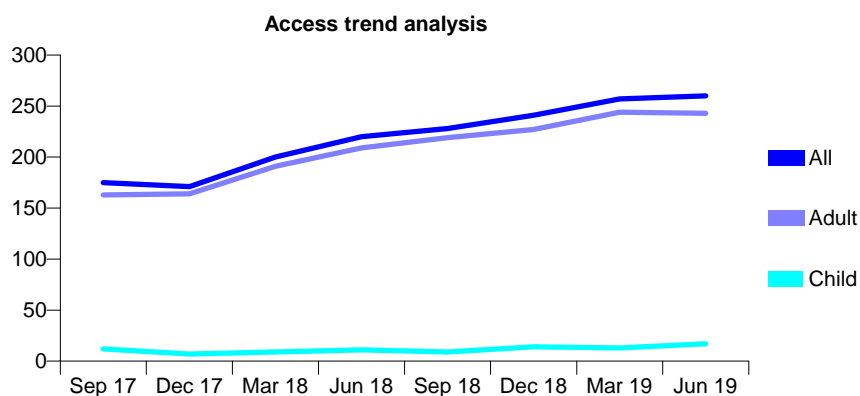
Q69 - Vital Signs At a Glance Contract Report for 195472/0003 - June 2019

Name or company name	DA CLINICS LTD
Contract type name	PDS Contract
Purpose of contract	General
Contract start date	01/04/2008
Contract end date	31/03/2021

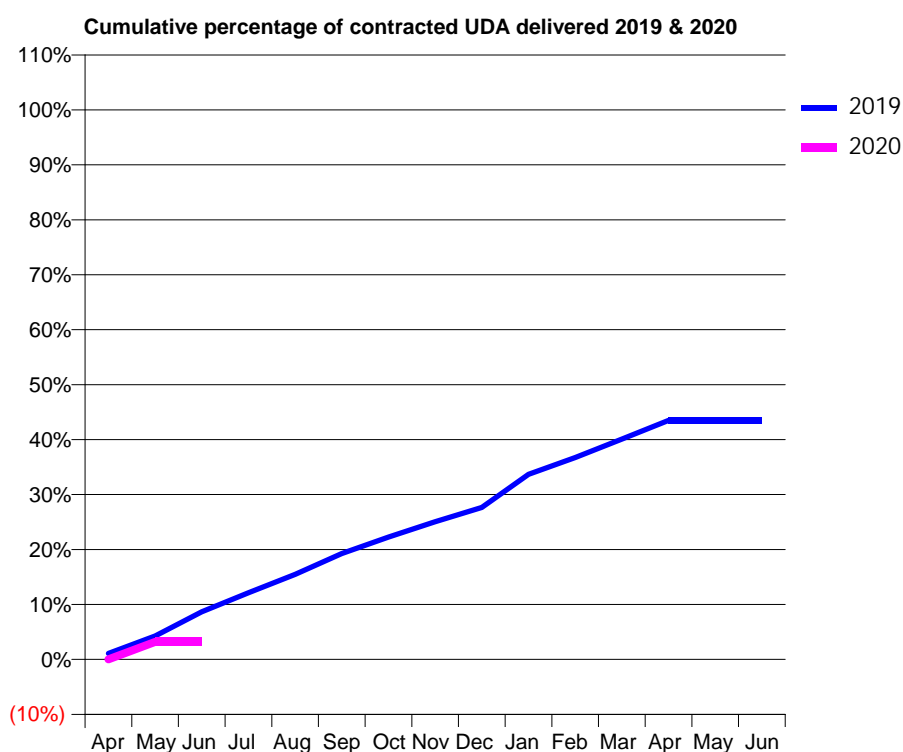
19/20 Contracted general activity (UDA)	1,204
Carry forward general activity (UDA)	0
19/20 Contracted orthodontic activity (UOA)	0
Carry forward orthodontic activity (UOA)	0
Baseline contract value	£54,785.42

ACCESS*

Patients seen in 24 months	Total	Change since previous quarter
Quarter ending June 2018	220	
Quarter ending September 2018	228	↑
Quarter ending December 2018	241	↑
Quarter ending March 2019	257	↑
Quarter ending June 2019	260	→
Variance since June 2018	18.2%	↑



ACTIVITY



Month	2019	2020
April	13	0
May	52	38
June	104	38
July	146	
August	187	
September	232	
October	268	
November	302	
December	333	
January	405	
February	443	
March	483	
April	524	
May	524	
June	524	

QUALITY

	Quantity	Base Number	Contract	AT	Region	England
% of FP17s for the same patient ID Re-attending within 3 months - Children	0	7	0.0%	10.7%	10.6%	11.4%
% of FP17s for the same patient ID Re-attending within 3 months - Adults	2	59	3.4%	14.5%	15.2%	15.4%
% of FP17s for the same patient ID Re-attending between 3 & 9 months - Children	0	7	0.0%	59.2%	62.3%	59.8%
% of FP17s for the same patient ID Re-attending between 3 & 9 months - Adults	0	59	0.0%	49.9%	53.3%	52.1%
% of FP17s for Band 1 Urgent Courses	32	32	100.0%	10.1%	9.7%	9.2%
% of FP17s Relating to Free Repair or Replacements	0	32	0.0%	0.6%	0.6%	0.7%
% of FP17s Relating to Continuations	0	32	0.0%	0.5%	0.8%	0.8%
% of Patients satisfied with the dentistry they have received	1	1	N/A	92.6%	93.4%	93.4%
% of Patients satisfied with the time they had to wait for an appointment	1	1	N/A	85.1%	86.8%	87.6%

* This is based on patients treated on this contract for their most recent course of treatment. Figures in italics indicate the base number of FP17s or Patient Questionnaire responses are less than 100. N/A is shown where the base number of responses is less than 10 during the period. % is calculated as Quantity/Base number*100

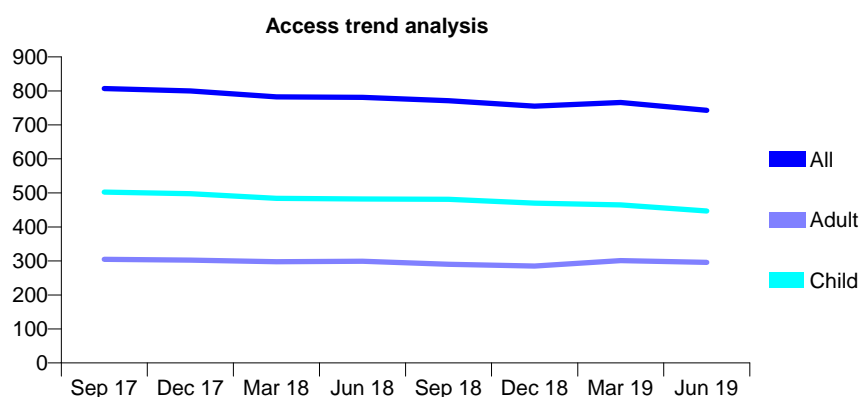
Q69 - Vital Signs At a Glance Contract Report for 195537/0001 - June 2019

Name or company name	Charlbury Dental Practice
Contract type name	GDS Contract
Purpose of contract	General
Contract start date	01/09/2012
Contract end date	

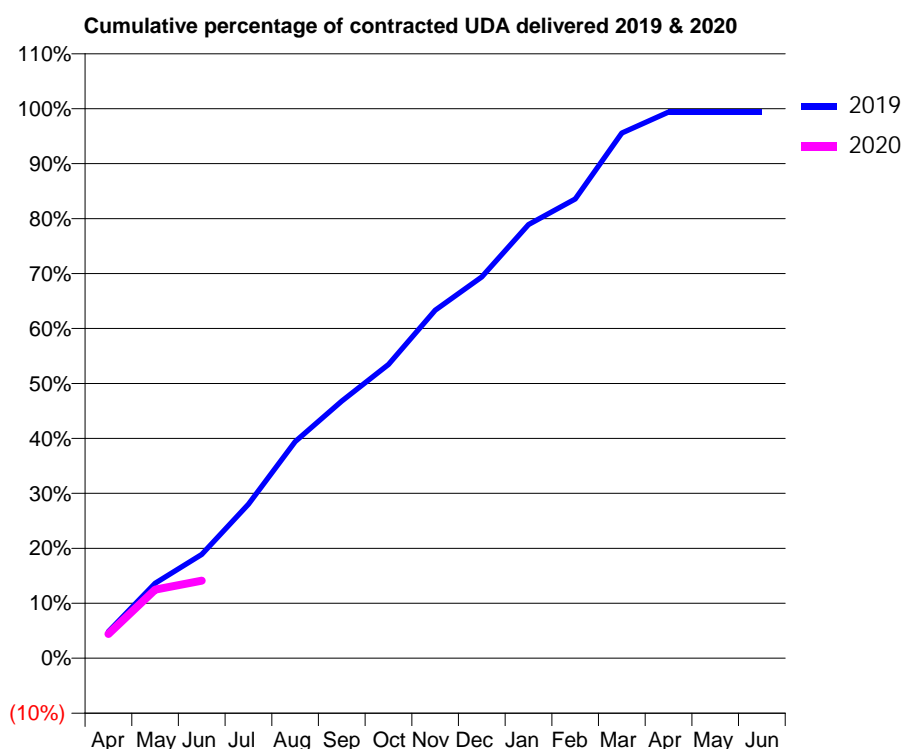
19/20 Contracted general activity (UDA)	2,183
Carry forward general activity (UDA)	0
19/20 Contracted orthodontic activity (UOA)	0
Carry forward orthodontic activity (UOA)	0
Baseline contract value	£49,884.39

ACCESS*

Patients seen in 24 months	Total	Change since previous quarter
Quarter ending June 2018	781	
Quarter ending September 2018	771	↓
Quarter ending December 2018	755	↓
Quarter ending March 2019	766	→
Quarter ending June 2019	743	↓
Variance since June 2018	(4.9%)	↓



ACTIVITY



Adjusted Scheduled Activity (UDA)		
Month	2019	2020
April	106	96
May	298	273
June	413	308
July	612	
August	861	
September	1,022	
October	1,167	
November	1,382	
December	1,515	
January	1,722	
February	1,824	
March	2,086	
April	2,170	
May	2,170	
June	2,170	

QUALITY

	Quantity	Base Number	Contract	AT	Region	England
% of FP17s for the same patient ID Re-attending within 3 months - Children	15	168	8.9%	10.7%	10.6%	11.4%
% of FP17s for the same patient ID Re-attending within 3 months - Adults	14	66	21.2%	14.5%	15.2%	15.4%
% of FP17s for the same patient ID Re-attending between 3 & 9 months - Children	129	168	76.8%	59.2%	62.3%	59.8%
% of FP17s for the same patient ID Re-attending between 3 & 9 months - Adults	40	66	60.6%	49.9%	53.3%	52.1%
% of FP17s for Band 1 Urgent Courses	9	203	4.4%	10.1%	9.7%	9.2%
% of FP17s Relating to Free Repair or Replacements	0	203	0.0%	0.6%	0.6%	0.7%
% of FP17s Relating to Continuations	5	203	2.5%	0.5%	0.8%	0.8%
% of Patients satisfied with the dentistry they have received	0	0	N/A	92.6%	93.4%	93.4%
% of Patients satisfied with the time they had to wait for an appointment	0	0	N/A	85.1%	86.8%	87.6%

* This is based on patients treated on this contract for their most recent course of treatment.

Figures in italics indicate the base number of FP17s or Patient Questionnaire responses are less than 100. N/A is shown where the base number of responses is less than 10 during the period. % is calculated as Quantity/Base number*100

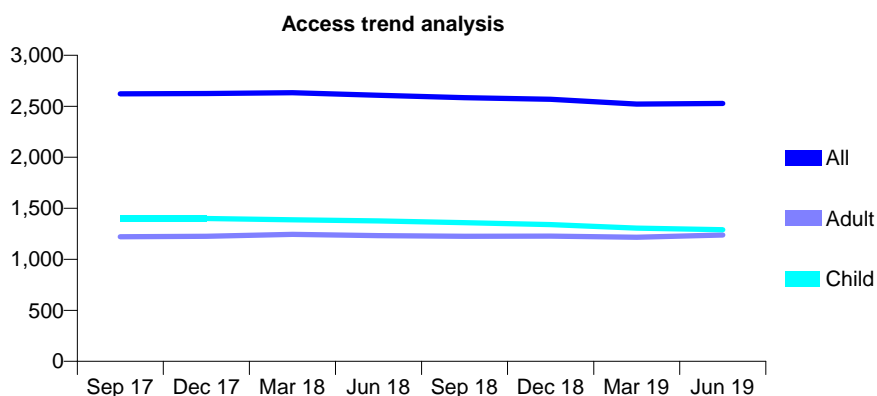
Q69 - Vital Signs At a Glance Contract Report for 197807/0001 - June 2019

Name or company name	Linden Dental Surgery Ltd
Contract type name	GDS Contract
Purpose of contract	General
Contract start date	01/04/2008
Contract end date	

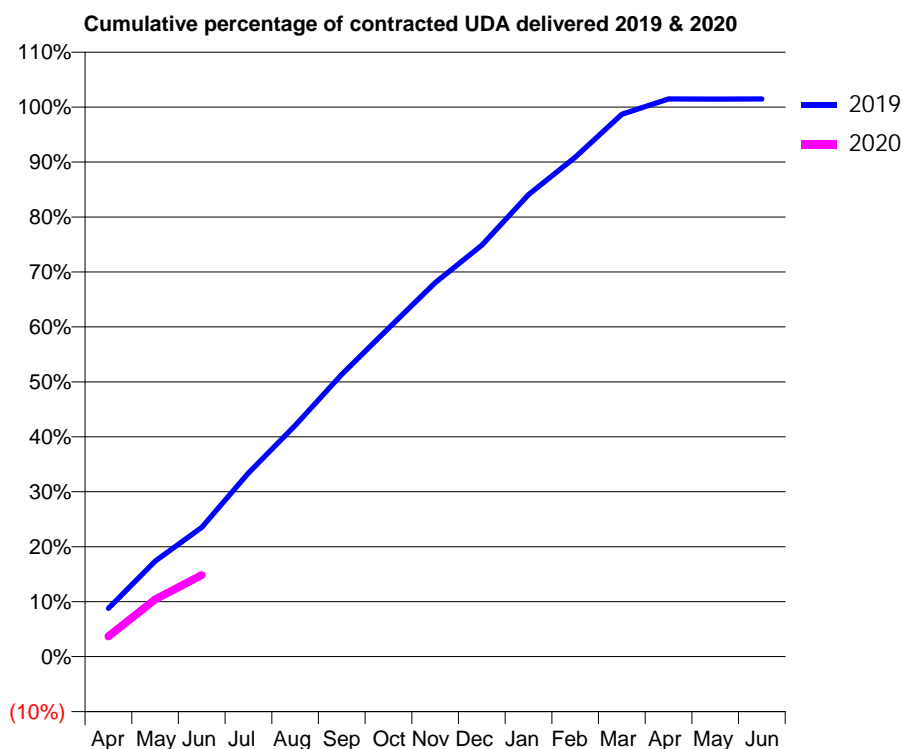
19/20 Contracted general activity (UDA)	5,007
Carry forward general activity (UDA)	0
19/20 Contracted orthodontic activity (UOA)	0
Carry forward orthodontic activity (UOA)	0
Baseline contract value	£112,780.11

ACCESS*

Patients seen in 24 months	Total	Change since previous quarter
Quarter ending June 2018	2,609	
Quarter ending September 2018	2,585	→
Quarter ending December 2018	2,568	→
Quarter ending March 2019	2,522	↓
Quarter ending June 2019	2,528	→
Variance since June 2018	(3.1%)	↓



ACTIVITY



Month	Adjusted Scheduled Activity (UDA)	
	2019	2020
April	439	184
May	870	522
June	1,178	742
July	1,673	
August	2,106	
September	2,571	
October	2,991	
November	3,406	
December	3,748	
January	4,209	
February	4,549	
March	4,941	
April	5,080	
May	5,079	
June	5,080	

QUALITY

	Quantity	Base Number	Contract	AT	Region	England
% of FP17s for the same patient ID Re-attending within 3 months - Children	19	365	5.2%	10.7%	10.6%	11.4%
% of FP17s for the same patient ID Re-attending within 3 months - Adults	30	222	13.5%	14.5%	15.2%	15.4%
% of FP17s for the same patient ID Re-attending between 3 & 9 months - Children	198	365	54.2%	59.2%	62.3%	59.8%
% of FP17s for the same patient ID Re-attending between 3 & 9 months - Adults	85	222	38.3%	49.9%	53.3%	52.1%
% of FP17s for Band 1 Urgent Courses	37	499	7.4%	10.1%	9.7%	9.2%
% of FP17s Relating to Free Repair or Replacements	3	499	0.6%	0.6%	0.6%	0.7%
% of FP17s Relating to Continuations	0	499	0.0%	0.5%	0.8%	0.8%
% of Patients satisfied with the dentistry they have received	0	0	N/A	92.6%	93.4%	93.4%
% of Patients satisfied with the time they had to wait for an appointment	0	0	N/A	85.1%	86.8%	87.6%

* This is based on patients treated on this contract for their most recent course of treatment. Figures in italics indicate the base number of FP17s or Patient Questionnaire responses are less than 100. N/A is shown where the base number of responses is less than 10 during the period. % is calculated as Quantity/Base number*100

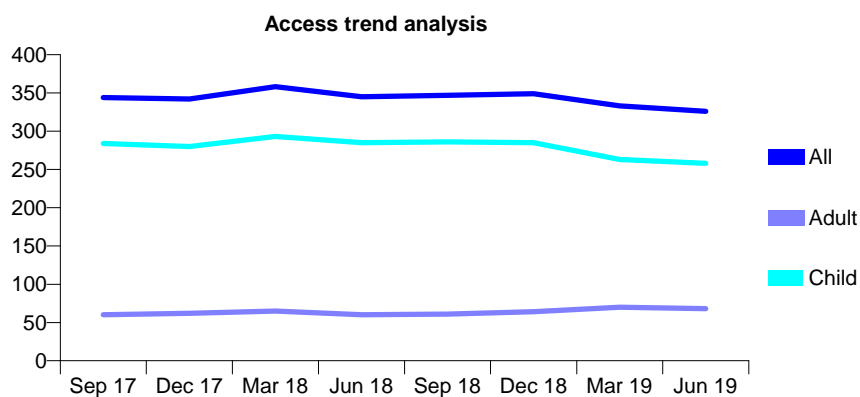
Q69 - Vital Signs At a Glance Contract Report for 198161/0001 - June 2019

Name or company name	Babber, Khabra and Frankel
Contract type name	GDS Contract
Purpose of contract	General
Contract start date	01/05/2012
Contract end date	

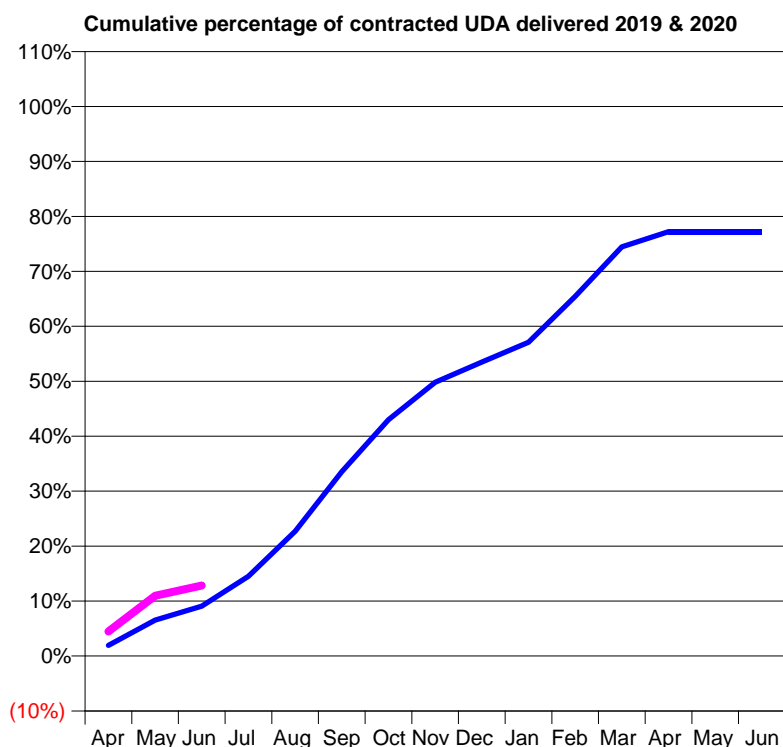
19/20 Contracted general activity (UDA)	870
Carry forward general activity (UDA)	0
19/20 Contracted orthodontic activity (UOA)	0
Carry forward orthodontic activity (UOA)	0
Baseline contract value	£21,714.34

ACCESS*

Patients seen in 24 months	Total	Change since previous quarter
Quarter ending June 2018	345	
Quarter ending September 2018	347	→
Quarter ending December 2018	349	→
Quarter ending March 2019	333	↓
Quarter ending June 2019	326	↓
Variance since June 2018	(5.5%)	↓



ACTIVITY



Month	Adjusted Scheduled Activity (UDA)	
	2019	2020
April	17	39
May	57	96
June	79	112
July	126	
August	198	
September	292	
October	374	
November	433	
December	465	
January	497	
February	570	
March	648	
April	672	
May	672	
June	672	

QUALITY

	Quantity	Base Number	Contract	AT	Region	England
% of FP17s for the same patient ID Re-attending within 3 months - Children	8	72	11.1%	10.7%	10.6%	11.4%
% of FP17s for the same patient ID Re-attending within 3 months - Adults	0	8	0.0%	14.5%	15.2%	15.4%
% of FP17s for the same patient ID Re-attending between 3 & 9 months - Children	40	72	55.6%	59.2%	62.3%	59.8%
% of FP17s for the same patient ID Re-attending between 3 & 9 months - Adults	3	8	37.5%	49.9%	53.3%	52.1%
% of FP17s for Band 1 Urgent Courses	3	69	4.3%	10.1%	9.7%	9.2%
% of FP17s Relating to Free Repair or Replacements	0	69	0.0%	0.6%	0.6%	0.7%
% of FP17s Relating to Continuations	0	69	0.0%	0.5%	0.8%	0.8%
% of Patients satisfied with the dentistry they have received	0	0	N/A	92.6%	93.4%	93.4%
% of Patients satisfied with the time they had to wait for an appointment	0	0	N/A	85.1%	86.8%	87.6%

* This is based on patients treated on this contract for their most recent course of treatment. Figures in italics indicate the base number of FP17s or Patient Questionnaire responses are less than 100. N/A is shown where the base number of responses is less than 10 during the period. % is calculated as Quantity/Base number*100

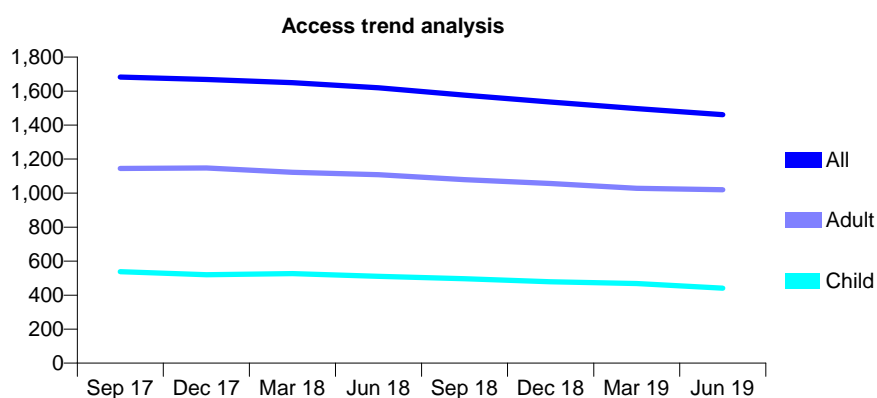
Q69 - Vital Signs At a Glance Contract Report for 198277/0001 - June 2019

Name or company name	IMOGEN DENTAL LTD
Contract type name	GDS Contract
Purpose of contract	General
Contract start date	01/09/2013
Contract end date	

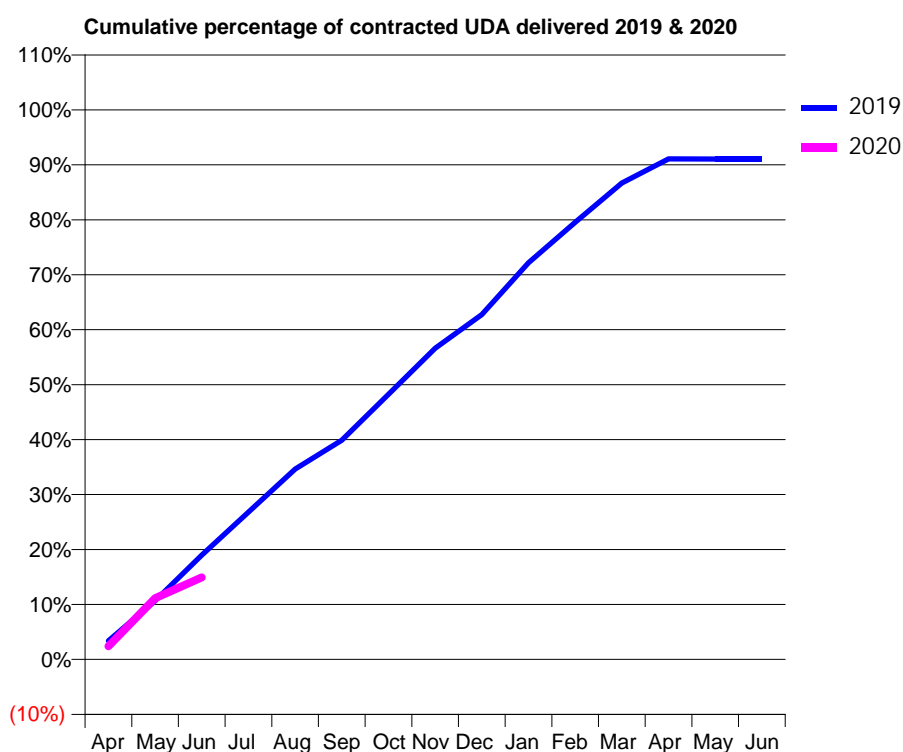
19/20 Contracted general activity (UDA)	3,994
Carry forward general activity (UDA)	0
19/20 Contracted orthodontic activity (UOA)	0
Carry forward orthodontic activity (UOA)	0
Baseline contract value	£101,033.05

ACCESS*

Patients seen in 24 months	Total	Change since previous quarter
Quarter ending June 2018	1,619	
Quarter ending September 2018	1,576	↓
Quarter ending December 2018	1,535	↓
Quarter ending March 2019	1,497	↓
Quarter ending June 2019	1,461	↓
Variance since June 2018	(9.8%)	↓



ACTIVITY



Month	2019	2020
April	141	96
May	447	445
June	794	597
July	1,121	
August	1,450	
September	1,668	
October	2,018	
November	2,369	
December	2,625	
January	3,020	
February	3,328	
March	3,626	
April	3,811	
May	3,809	
June	3,809	

QUALITY

	Quantity	Base Number	Contract	AT	Region	England
% of FP17s for the same patient ID Re-attending within 3 months - Children	7	185	3.8%	10.7%	10.6%	11.4%
% of FP17s for the same patient ID Re-attending within 3 months - Adults	32	341	9.4%	14.5%	15.2%	15.4%
% of FP17s for the same patient ID Re-attending between 3 & 9 months - Children	149	185	80.5%	59.2%	62.3%	59.8%
% of FP17s for the same patient ID Re-attending between 3 & 9 months - Adults	202	341	59.2%	49.9%	53.3%	52.1%
% of FP17s for Band 1 Urgent Courses	33	413	8.0%	10.1%	9.7%	9.2%
% of FP17s Relating to Free Repair or Replacements	3	413	0.7%	0.6%	0.6%	0.7%
% of FP17s Relating to Continuations	0	413	0.0%	0.5%	0.8%	0.8%
% of Patients satisfied with the dentistry they have received	0	0	N/A	92.6%	93.4%	93.4%
% of Patients satisfied with the time they had to wait for an appointment	0	0	N/A	85.1%	86.8%	87.6%

* This is based on patients treated on this contract for their most recent course of treatment. Figures in italics indicate the base number of FP17s or Patient Questionnaire responses are less than 100. N/A is shown where the base number of responses is less than 10 during the period. % is calculated as Quantity/Base number*100

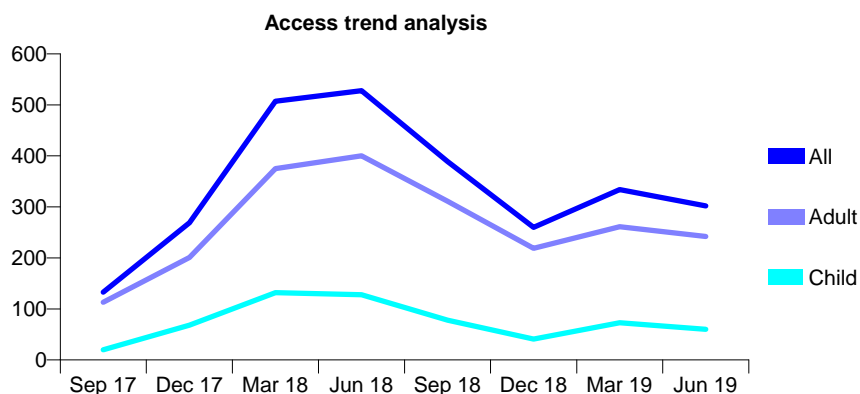
Q69 - Vital Signs At a Glance Contract Report for 198609/0001 - June 2019

Name or company name	Whitecross Dental Care Limited
Contract type name	GDS Contract
Purpose of contract	General
Contract start date	23/06/2014
Contract end date	

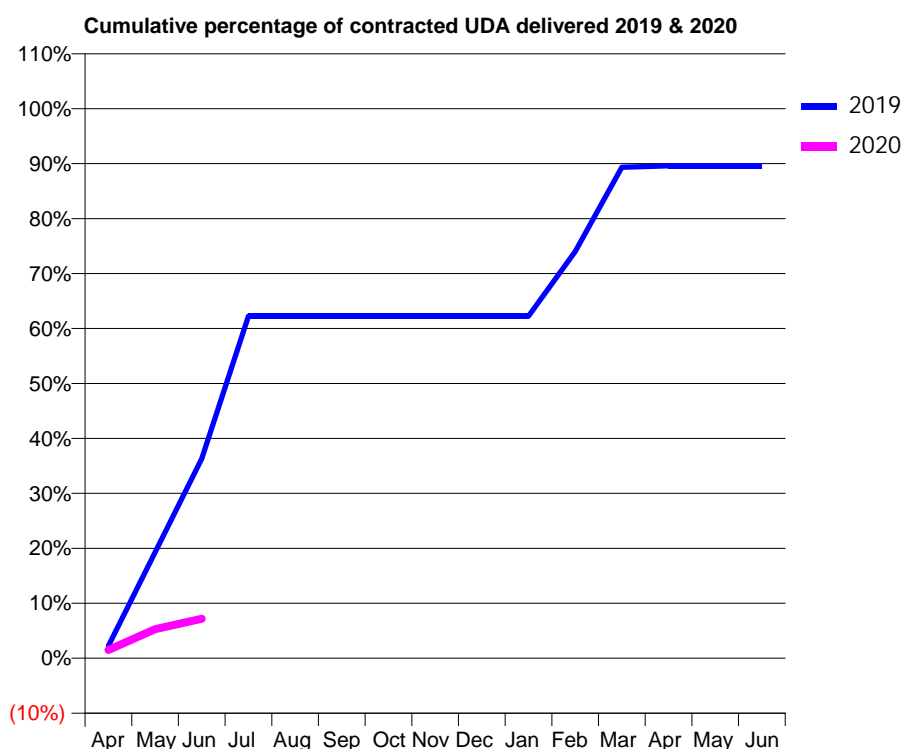
19/20 Contracted general activity (UDA)	796
Carry forward general activity (UDA)	0
19/20 Contracted orthodontic activity (UOA)	0
Carry forward orthodontic activity (UOA)	0
Baseline contract value	£16,171.11

ACCESS*

Patients seen in 24 months	Total	Change since previous quarter
Quarter ending June 2018	528	
Quarter ending September 2018	389	↓
Quarter ending December 2018	260	↓
Quarter ending March 2019	334	↑
Quarter ending June 2019	302	↓
Variance since June 2018	(42.8%)	↓



ACTIVITY



Month	2019	2020
April	18	12
May	154	42
June	289	57
July	496	
August	496	
September	496	
October	496	
November	496	
December	496	
January	496	
February	589	
March	711	
April	713	
May	713	
June	713	

QUALITY

	Quantity	Base Number	Contract	AT	Region	England
% of FP17s for the same patient ID Re-attending within 3 months - Children	0	1	0.0%	10.7%	10.6%	11.4%
% of FP17s for the same patient ID Re-attending within 3 months - Adults	0	9	0.0%	14.5%	15.2%	15.4%
% of FP17s for the same patient ID Re-attending between 3 & 9 months - Children	0	1	0.0%	59.2%	62.3%	59.8%
% of FP17s for the same patient ID Re-attending between 3 & 9 months - Adults	0	9	0.0%	49.9%	53.3%	52.1%
% of FP17s for Band 1 Urgent Courses	0	7	0.0%	10.1%	9.7%	9.2%
% of FP17s Relating to Free Repair or Replacements	0	7	0.0%	0.6%	0.6%	0.7%
% of FP17s Relating to Continuations	0	7	0.0%	0.5%	0.8%	0.8%
% of Patients satisfied with the dentistry they have received	0	0	N/A	92.6%	93.4%	93.4%
% of Patients satisfied with the time they had to wait for an appointment	0	0	N/A	85.1%	86.8%	87.6%

* This is based on patients treated on this contract for their most recent course of treatment. Figures in italics indicate the base number of FP17s or Patient Questionnaire responses are less than 100. N/A is shown where the base number of responses is less than 10 during the period. % is calculated as Quantity/Base number*100

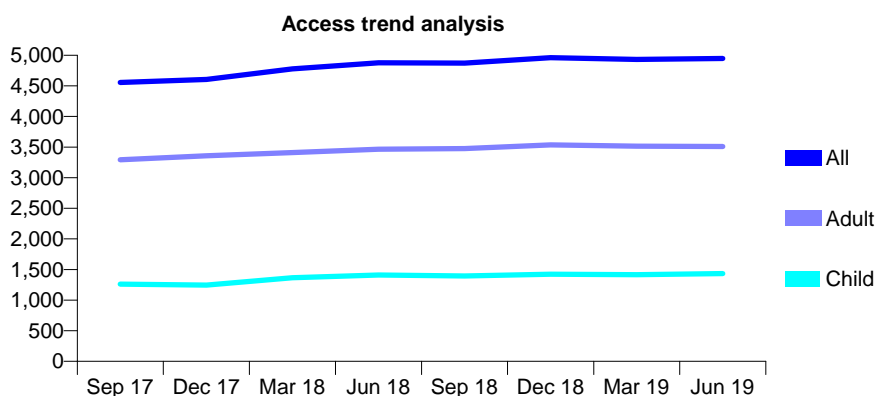
Q69 - Vital Signs At a Glance Contract Report for 198757/0001 - June 2019

Name or company name	Valley DC Ltd
Contract type name	GDS Contract
Purpose of contract	General
Contract start date	01/09/2008
Contract end date	

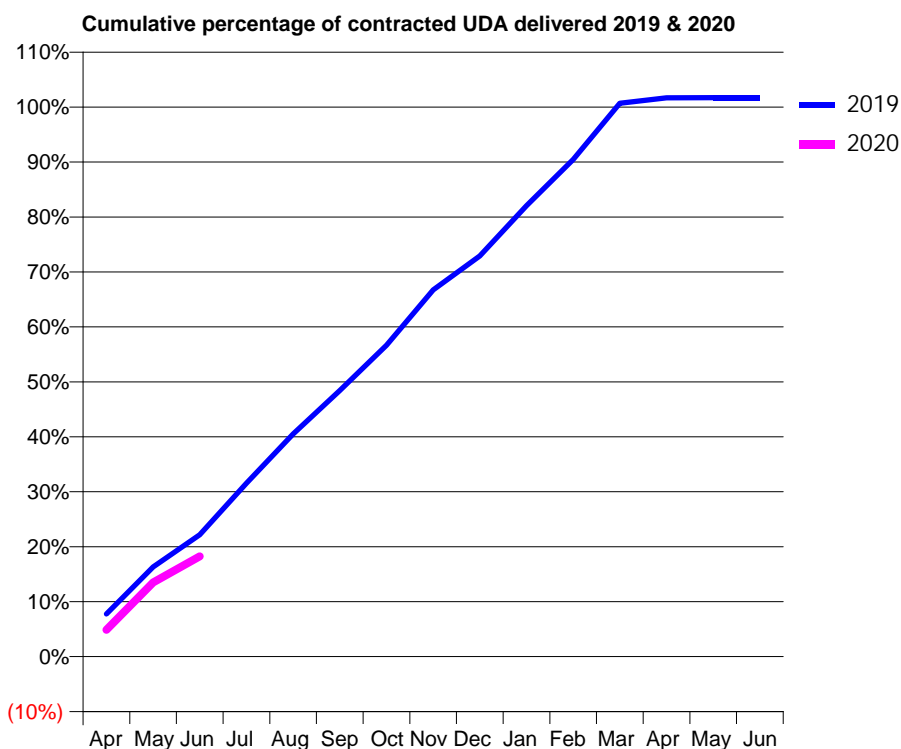
19/20 Contracted general activity (UDA)	15,824
Carry forward general activity (UDA)	0
19/20 Contracted orthodontic activity (UOA)	0
Carry forward orthodontic activity (UOA)	0
Baseline contract value	£494,748.27

ACCESS*

Patients seen in 24 months	Total	Change since previous quarter
Quarter ending June 2018	4,876	
Quarter ending September 2018	4,872	→
Quarter ending December 2018	4,961	→
Quarter ending March 2019	4,932	→
Quarter ending June 2019	4,946	→
Variance since June 2018	1.4%	→



ACTIVITY



Month	Adjusted Scheduled Activity (UDA)	
	2019	2020
April	1,289	775
May	2,713	2,135
June	3,687	2,891
July	5,245	
August	6,735	
September	8,046	
October	9,411	
November	11,090	
December	12,115	
January	13,636	
February	15,029	
March	16,730	
April	16,896	
May	16,899	
June	16,899	

QUALITY

	Quantity	Base Number	Contract	AT	Region	England
% of FP17s for the same patient ID Re-attending within 3 months - Children	74	517	14.3%	10.7%	10.6%	11.4%
% of FP17s for the same patient ID Re-attending within 3 months - Adults	356	1,196	29.8%	14.5%	15.2%	15.4%
% of FP17s for the same patient ID Re-attending between 3 & 9 months - Children	314	517	60.7%	59.2%	62.3%	59.8%
% of FP17s for the same patient ID Re-attending between 3 & 9 months - Adults	526	1,196	44.0%	49.9%	53.3%	52.1%
% of FP17s for Band 1 Urgent Courses	145	1,251	11.6%	10.1%	9.7%	9.2%
% of FP17s Relating to Free Repair or Replacements	40	1,251	3.2%	0.6%	0.6%	0.7%
% of FP17s Relating to Continuations	47	1,251	3.8%	0.5%	0.8%	0.8%
% of Patients satisfied with the dentistry they have received	2	3	N/A	92.6%	93.4%	93.4%
% of Patients satisfied with the time they had to wait for an appointment	2	3	N/A	85.1%	86.8%	87.6%

* This is based on patients treated on this contract for their most recent course of treatment. Figures in italics indicate the base number of FP17s or Patient Questionnaire responses are less than 100. N/A is shown where the base number of responses is less than 10 during the period. % is calculated as Quantity/Base number*100

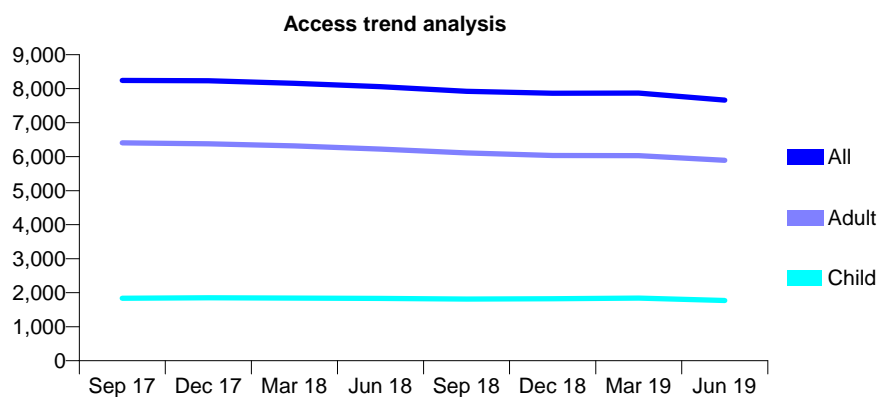
Q69 - Vital Signs At a Glance Contract Report for 199974/0001 - June 2019

Name or company name	Dhami Dental Surgeons Ltd
Contract type name	GDS Contract
Purpose of contract	General
Contract start date	01/10/2007
Contract end date	

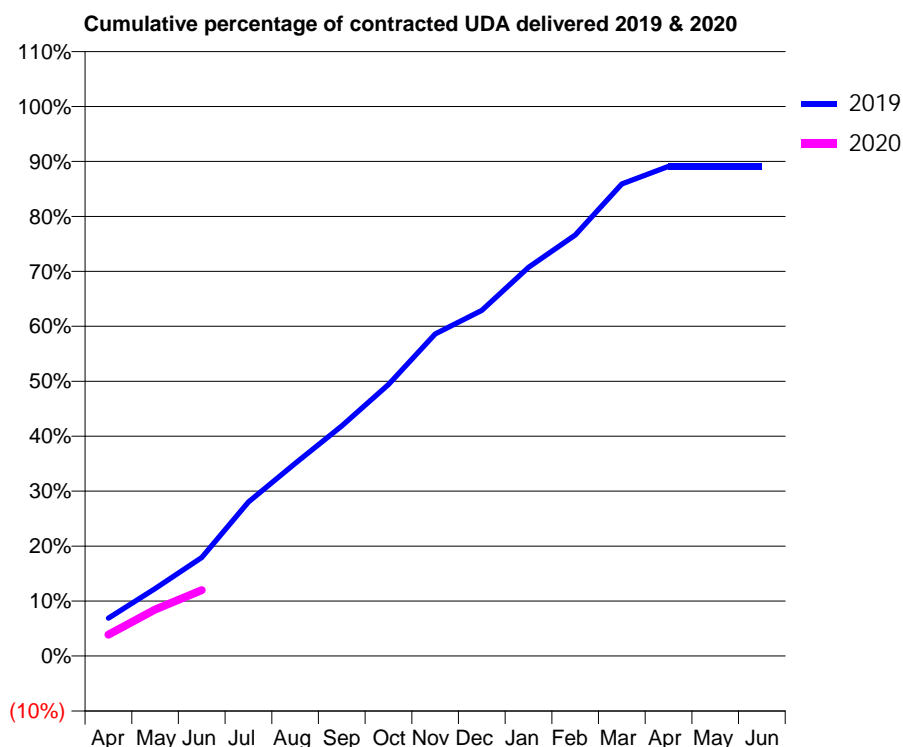
19/20 Contracted general activity (UDA)	18,199
Carry forward general activity (UDA)	0
19/20 Contracted orthodontic activity (UOA)	0
Carry forward orthodontic activity (UOA)	0
Baseline contract value	£445,410.31

ACCESS*

Patients seen in 24 months	Total	Change since previous quarter
Quarter ending June 2018	8,055	
Quarter ending September 2018	7,925	↓
Quarter ending December 2018	7,864	→
Quarter ending March 2019	7,871	→
Quarter ending June 2019	7,663	↓
Variance since June 2018	(4.9%)	↓



ACTIVITY



Month	Adjusted Scheduled Activity (UDA)	
	2019	2020
April	1,313	709
May	2,347	1,541
June	3,427	2,180
July	5,358	
August	6,697	
September	8,000	
October	9,441	
November	11,199	
December	12,018	
January	13,516	
February	14,637	
March	16,415	
April	17,023	
May	17,025	
June	17,025	

QUALITY

	Quantity	Base Number	Contract	AT	Region	England
% of FP17s for the same patient ID Re-attending within 3 months - Children	38	420	9.0%	10.7%	10.6%	11.4%
% of FP17s for the same patient ID Re-attending within 3 months - Adults	140	1,075	13.0%	14.5%	15.2%	15.4%
% of FP17s for the same patient ID Re-attending between 3 & 9 months - Children	245	420	58.3%	59.2%	62.3%	59.8%
% of FP17s for the same patient ID Re-attending between 3 & 9 months - Adults	469	1,075	43.6%	49.9%	53.3%	52.1%
% of FP17s for Band 1 Urgent Courses	135	1,168	11.6%	10.1%	9.7%	9.2%
% of FP17s Relating to Free Repair or Replacements	3	1,168	0.3%	0.6%	0.6%	0.7%
% of FP17s Relating to Continuations	7	1,168	0.6%	0.5%	0.8%	0.8%
% of Patients satisfied with the dentistry they have received	5	6	N/A	92.6%	93.4%	93.4%
% of Patients satisfied with the time they had to wait for an appointment	4	6	N/A	85.1%	86.8%	87.6%

* This is based on patients treated on this contract for their most recent course of treatment. Figures in italics indicate the base number of FP17s or Patient Questionnaire responses are less than 100. N/A is shown where the base number of responses is less than 10 during the period. % is calculated as Quantity/Base number*100

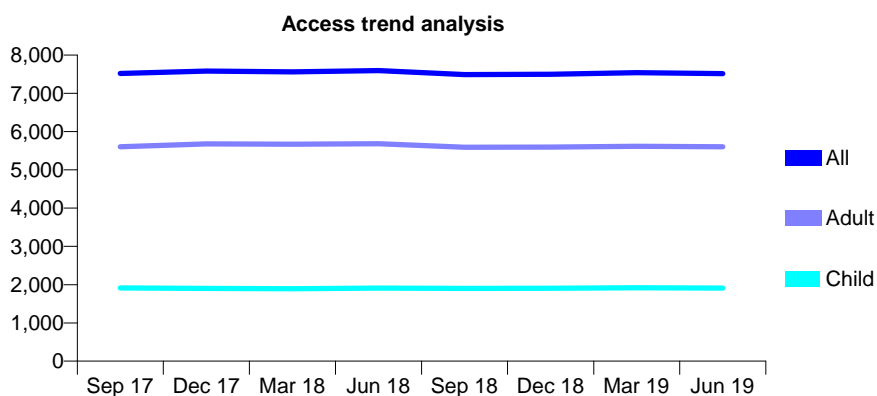
Q69 - Vital Signs At a Glance Contract Report for 210226/0002 - June 2019

Name or company name	MR R RATTAN
Contract type name	GDS Contract
Purpose of contract	General
Contract start date	01/04/2006
Contract end date	

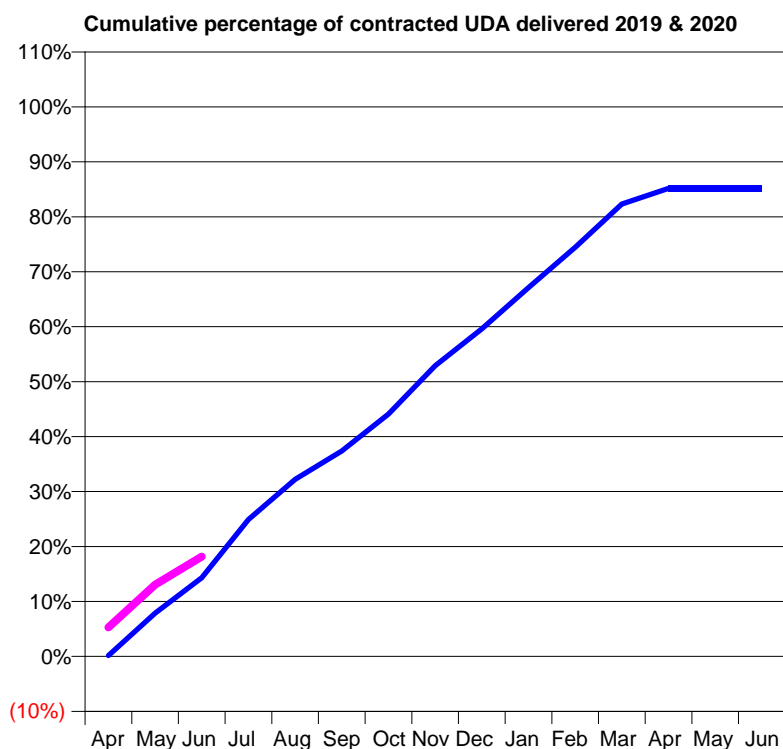
19/20 Contracted general activity (UDA)	22,000
Carry forward general activity (UDA)	0
19/20 Contracted orthodontic activity (UOA)	0
Carry forward orthodontic activity (UOA)	0
Baseline contract value	£629,973.64

ACCESS*

Patients seen in 24 months	Total	Change since previous quarter
Quarter ending June 2018	7,593	
Quarter ending September 2018	7,491	↓
Quarter ending December 2018	7,496	→
Quarter ending March 2019	7,537	→
Quarter ending June 2019	7,514	→
Variance since June 2018	(1.0%)	↓



ACTIVITY



Month	2019	2020
April	36	1,169
May	1,730	2,873
June	3,154	3,998
July	5,482	
August	7,088	
September	8,222	
October	9,703	
November	11,639	
December	13,116	
January	14,762	
February	16,375	
March	18,109	
April	18,737	
May	18,737	
June	18,737	

QUALITY

	Quantity	Base Number	Contract	AT	Region	England
% of FP17s for the same patient ID Re-attending within 3 months - Children	59	714	8.3%	10.7%	10.6%	11.4%
% of FP17s for the same patient ID Re-attending within 3 months - Adults	244	1,675	14.6%	14.5%	15.2%	15.4%
% of FP17s for the same patient ID Re-attending between 3 & 9 months - Children	464	714	65.0%	59.2%	62.3%	59.8%
% of FP17s for the same patient ID Re-attending between 3 & 9 months - Adults	874	1,675	52.2%	49.9%	53.3%	52.1%
% of FP17s for Band 1 Urgent Courses	269	2,076	13.0%	10.1%	9.7%	9.2%
% of FP17s Relating to Free Repair or Replacements	6	2,076	0.3%	0.6%	0.6%	0.7%
% of FP17s Relating to Continuations	29	2,076	1.4%	0.5%	0.8%	0.8%
% of Patients satisfied with the dentistry they have received	6	6	N/A	92.6%	93.4%	93.4%
% of Patients satisfied with the time they had to wait for an appointment	5	6	N/A	85.1%	86.8%	87.6%

* This is based on patients treated on this contract for their most recent course of treatment. Figures in italics indicate the base number of FP17s or Patient Questionnaire responses are less than 100. N/A is shown where the base number of responses is less than 10 during the period. % is calculated as Quantity/Base number*100

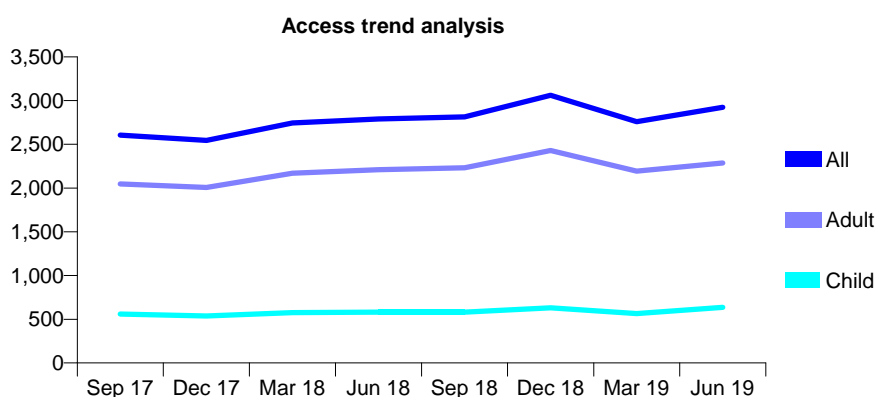
Q69 - Vital Signs At a Glance Contract Report for 217352/0001 - June 2019

Name or company name	Carling Dental Practice
Contract type name	GDS Contract
Purpose of contract	General
Contract start date	01/04/2006
Contract end date	

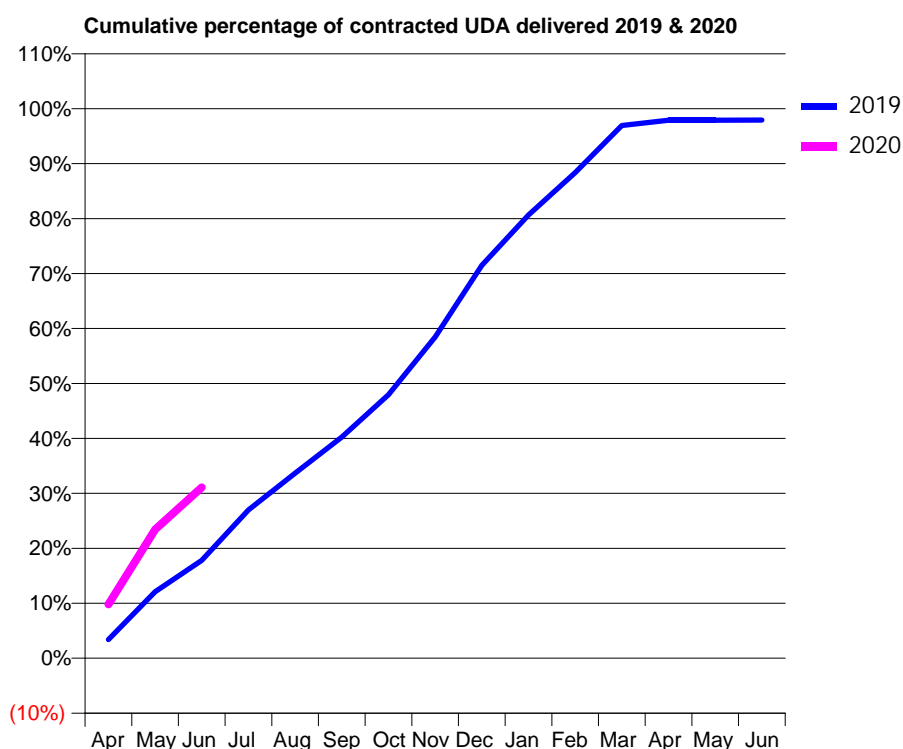
19/20 Contracted general activity (UDA)	7,354
Carry forward general activity (UDA)	0
19/20 Contracted orthodontic activity (UOA)	0
Carry forward orthodontic activity (UOA)	0
Baseline contract value	£218,331.12

ACCESS*

Patients seen in 24 months	Total	Change since previous quarter
Quarter ending June 2018	2,790	
Quarter ending September 2018	2,814	→
Quarter ending December 2018	3,060	↑
Quarter ending March 2019	2,759	↓
Quarter ending June 2019	2,923	↑
Variance since June 2018	4.8%	↑



ACTIVITY



Month	2019	2020
April	250	721
May	890	1,722
June	1,310	2,287
July	1,985	
August	2,478	
September	2,960	
October	3,526	
November	4,299	
December	5,257	
January	5,931	
February	6,498	
March	7,128	
April	7,198	
May	7,198	
June	7,201	

QUALITY

	Quantity	Base Number	Contract	AT	Region	England
% of FP17s for the same patient ID Re-attending within 3 months - Children	13	240	5.4%	10.7%	10.6%	11.4%
% of FP17s for the same patient ID Re-attending within 3 months - Adults	66	802	8.2%	14.5%	15.2%	15.4%
% of FP17s for the same patient ID Re-attending between 3 & 9 months - Children	50	240	20.8%	59.2%	62.3%	59.8%
% of FP17s for the same patient ID Re-attending between 3 & 9 months - Adults	174	802	21.7%	49.9%	53.3%	52.1%
% of FP17s for Band 1 Urgent Courses	144	1,021	14.1%	10.1%	9.7%	9.2%
% of FP17s Relating to Free Repair or Replacements	27	1,021	2.6%	0.6%	0.6%	0.7%
% of FP17s Relating to Continuations	4	1,021	0.4%	0.5%	0.8%	0.8%
% of Patients satisfied with the dentistry they have received	3	3	N/A	92.6%	93.4%	93.4%
% of Patients satisfied with the time they had to wait for an appointment	1	3	N/A	85.1%	86.8%	87.6%

* This is based on patients treated on this contract for their most recent course of treatment. Figures in italics indicate the base number of FP17s or Patient Questionnaire responses are less than 100. N/A is shown where the base number of responses is less than 10 during the period. % is calculated as Quantity/Base number*100

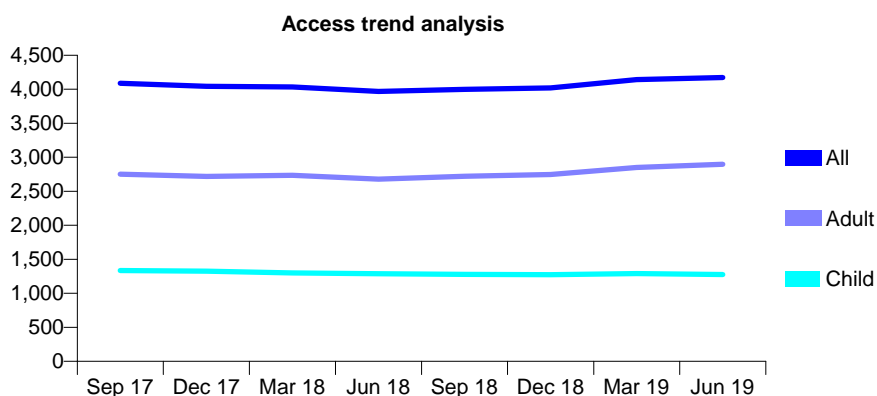
Q69 - Vital Signs At a Glance Contract Report for 220248/0001 - June 2019

Name or company name	MR MK SULEIMAN
Contract type name	GDS Contract
Purpose of contract	General
Contract start date	01/04/2006
Contract end date	

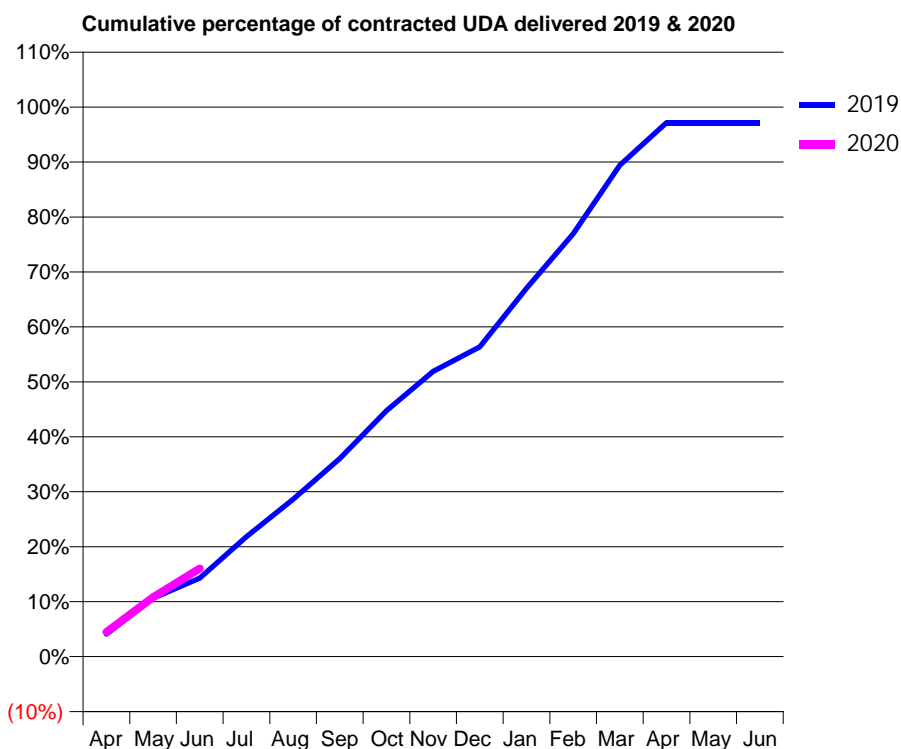
19/20 Contracted general activity (UDA)	7,313
Carry forward general activity (UDA)	0
19/20 Contracted orthodontic activity (UOA)	0
Carry forward orthodontic activity (UOA)	0
Baseline contract value	£164,469.64

ACCESS*

Patients seen in 24 months	Total	Change since previous quarter
Quarter ending June 2018	3,967	
Quarter ending September 2018	3,999	→
Quarter ending December 2018	4,020	→
Quarter ending March 2019	4,142	↑
Quarter ending June 2019	4,174	→
Variance since June 2018	5.2%	↑



ACTIVITY



Month	Adjusted Scheduled Activity (UDA)	
	2019	2020
April	299	327
May	778	791
June	1,044	1,172
July	1,597	
August	2,095	
September	2,637	
October	3,273	
November	3,797	
December	4,122	
January	4,903	
February	5,628	
March	6,538	
April	7,106	
May	7,106	
June	7,106	

QUALITY

	Quantity	Base Number	Contract	AT	Region	England
% of FP17s for the same patient ID Re-attending within 3 months - Children	34	463	7.3%	10.7%	10.6%	11.4%
% of FP17s for the same patient ID Re-attending within 3 months - Adults	156	977	16.0%	14.5%	15.2%	15.4%
% of FP17s for the same patient ID Re-attending between 3 & 9 months - Children	276	463	59.6%	59.2%	62.3%	59.8%
% of FP17s for the same patient ID Re-attending between 3 & 9 months - Adults	498	977	51.0%	49.9%	53.3%	52.1%
% of FP17s for Band 1 Urgent Courses	28	669	4.2%	10.1%	9.7%	9.2%
% of FP17s Relating to Free Repair or Replacements	11	669	1.6%	0.6%	0.6%	0.7%
% of FP17s Relating to Continuations	6	669	0.9%	0.5%	0.8%	0.8%
% of Patients satisfied with the dentistry they have received	1	1	N/A	92.6%	93.4%	93.4%
% of Patients satisfied with the time they had to wait for an appointment	1	1	N/A	85.1%	86.8%	87.6%

* This is based on patients treated on this contract for their most recent course of treatment. Figures in italics indicate the base number of FP17s or Patient Questionnaire responses are less than 100. N/A is shown where the base number of responses is less than 10 during the period. % is calculated as Quantity/Base number*100

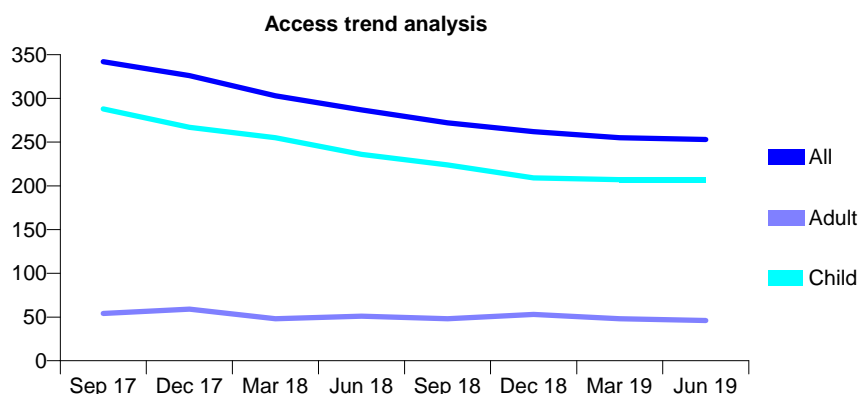
Q69 - Vital Signs At a Glance Contract Report for 220426/0001 - June 2019

Name or company name	MR MD JACKSON
Contract type name	GDS Contract
Purpose of contract	General
Contract start date	01/04/2006
Contract end date	

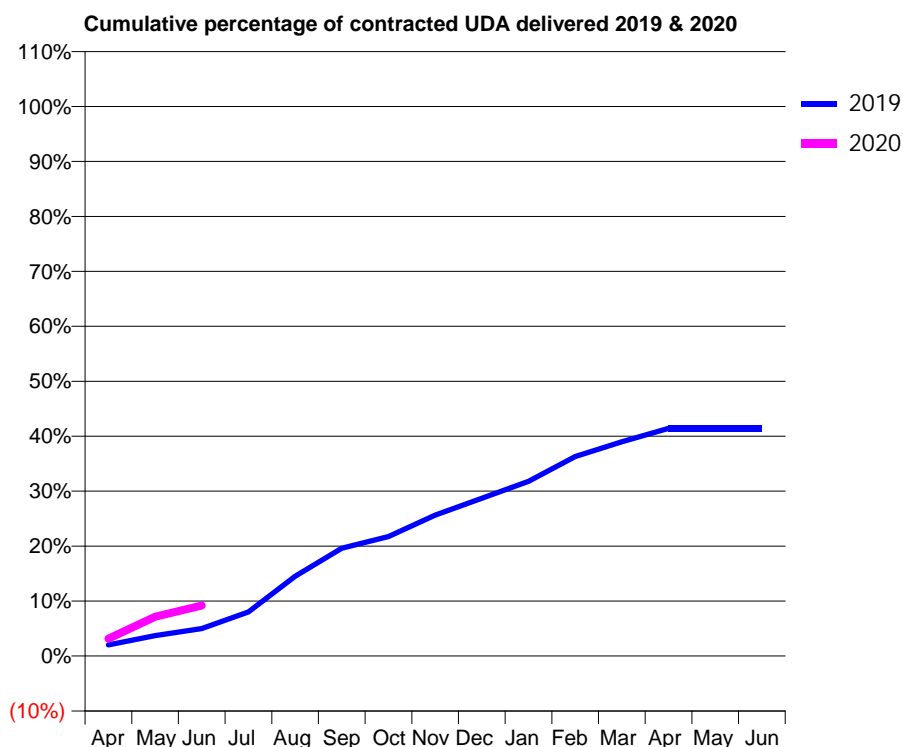
19/20 Contracted general activity (UDA)	1,236
Carry forward general activity (UDA)	0
19/20 Contracted orthodontic activity (UOA)	0
Carry forward orthodontic activity (UOA)	0
Baseline contract value	£30,252.68

ACCESS*

Patients seen in 24 months	Total	Change since previous quarter
Quarter ending June 2018	287	
Quarter ending September 2018	272	↓
Quarter ending December 2018	262	↓
Quarter ending March 2019	255	↓
Quarter ending June 2019	253	→
Variance since June 2018	(11.8%)	↓



ACTIVITY



Month	Adjusted Scheduled Activity (UDA)	
	2019	2020
April	25	39
May	46	88
June	62	113
July	99	
August	180	
September	243	
October	269	
November	317	
December	355	
January	393	
February	449	
March	482	
April	512	
May	512	
June	512	

QUALITY

	Quantity	Base Number	Contract	AT	Region	England
% of FP17s for the same patient ID Re-attending within 3 months - Children	27	93	29.0%	10.7%	10.6%	11.4%
% of FP17s for the same patient ID Re-attending within 3 months - Adults	5	7	71.4%	14.5%	15.2%	15.4%
% of FP17s for the same patient ID Re-attending between 3 & 9 months - Children	53	93	57.0%	59.2%	62.3%	59.8%
% of FP17s for the same patient ID Re-attending between 3 & 9 months - Adults	1	7	14.3%	49.9%	53.3%	52.1%
% of FP17s for Band 1 Urgent Courses	2	76	2.6%	10.1%	9.7%	9.2%
% of FP17s Relating to Free Repair or Replacements	0	76	0.0%	0.6%	0.6%	0.7%
% of FP17s Relating to Continuations	0	76	0.0%	0.5%	0.8%	0.8%
% of Patients satisfied with the dentistry they have received	1	1	N/A	92.6%	93.4%	93.4%
% of Patients satisfied with the time they had to wait for an appointment	1	1	N/A	85.1%	86.8%	87.6%

* This is based on patients treated on this contract for their most recent course of treatment. Figures in italics indicate the base number of FP17s or Patient Questionnaire responses are less than 100. N/A is shown where the base number of responses is less than 10 during the period. % is calculated as Quantity/Base number*100

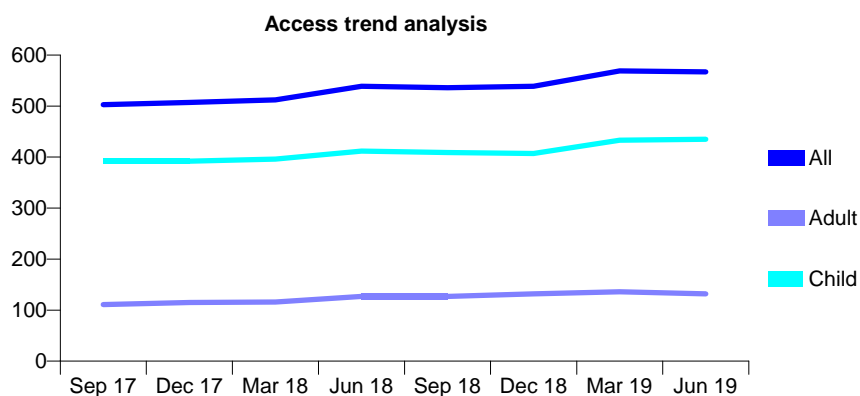
Q69 - Vital Signs At a Glance Contract Report for 220817/0001 - June 2019

Name or company name	MR PJ ALLEN
Contract type name	GDS Contract
Purpose of contract	General
Contract start date	01/04/2006
Contract end date	

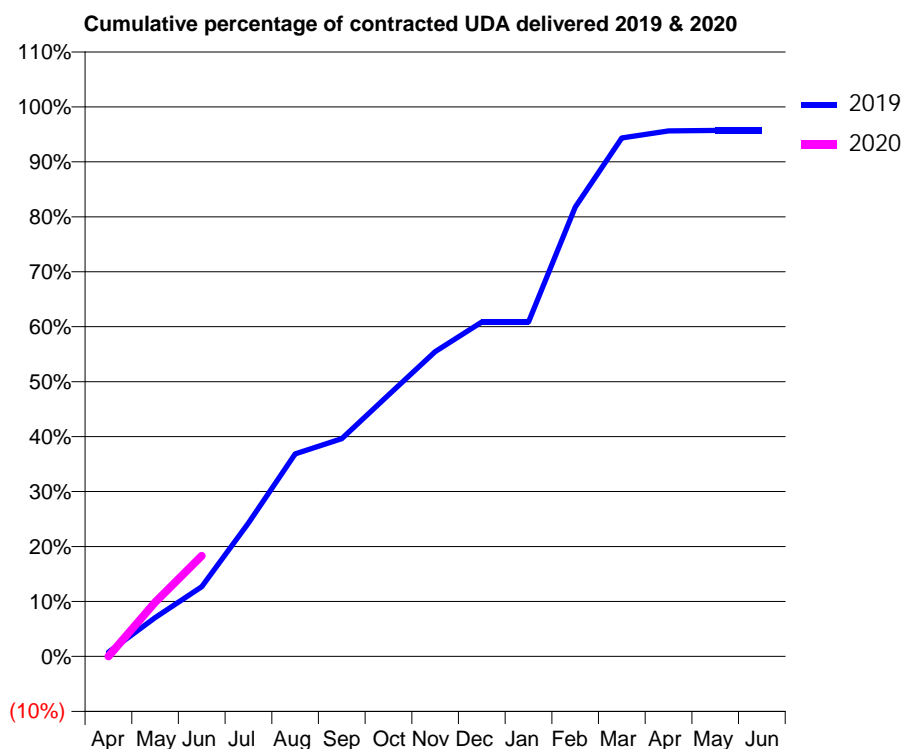
19/20 Contracted general activity (UDA)	1,191
Carry forward general activity (UDA)	0
19/20 Contracted orthodontic activity (UOA)	0
Carry forward orthodontic activity (UOA)	0
Baseline contract value	£29,416.87

ACCESS*

Patients seen in 24 months	Total	Change since previous quarter
Quarter ending June 2018	539	
Quarter ending September 2018	536	→
Quarter ending December 2018	539	→
Quarter ending March 2019	569	↑
Quarter ending June 2019	567	→
Variance since June 2018	5.2%	↑



ACTIVITY



Month	Adjusted Scheduled Activity (UDA)	
	2019	2020
April	9	0
May	84	118
June	151	218
July	289	
August	439	
September	472	
October	567	
November	661	
December	725	
January	725	
February	974	
March	1,124	
April	1,139	
May	1,140	
June	1,140	

QUALITY

	Quantity	Base Number	Contract	AT	Region	England
% of FP17s for the same patient ID Re-attending within 3 months - Children	5	131	3.8%	10.7%	10.6%	11.4%
% of FP17s for the same patient ID Re-attending within 3 months - Adults	4	25	16.0%	14.5%	15.2%	15.4%
% of FP17s for the same patient ID Re-attending between 3 & 9 months - Children	85	131	64.9%	59.2%	62.3%	59.8%
% of FP17s for the same patient ID Re-attending between 3 & 9 months - Adults	14	25	56.0%	49.9%	53.3%	52.1%
% of FP17s for Band 1 Urgent Courses	6	142	4.2%	10.1%	9.7%	9.2%
% of FP17s Relating to Free Repair or Replacements	0	142	0.0%	0.6%	0.6%	0.7%
% of FP17s Relating to Continuations	0	142	0.0%	0.5%	0.8%	0.8%
% of Patients satisfied with the dentistry they have received	0	0	N/A	92.6%	93.4%	93.4%
% of Patients satisfied with the time they had to wait for an appointment	0	0	N/A	85.1%	86.8%	87.6%

* This is based on patients treated on this contract for their most recent course of treatment. Figures in italics indicate the base number of FP17s or Patient Questionnaire responses are less than 100. N/A is shown where the base number of responses is less than 10 during the period. % is calculated as Quantity/Base number*100

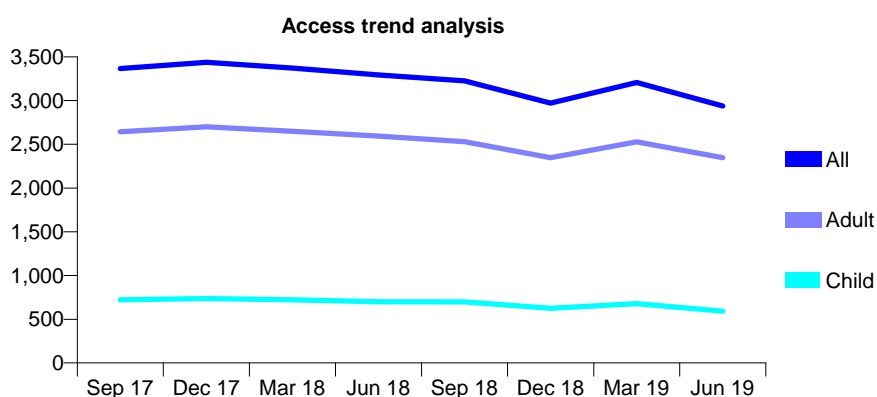
Q69 - Vital Signs At a Glance Contract Report for 221384/0001 - June 2019

Name or company name	Carling Dental Practice
Contract type name	GDS Contract
Purpose of contract	General
Contract start date	01/04/2006
Contract end date	

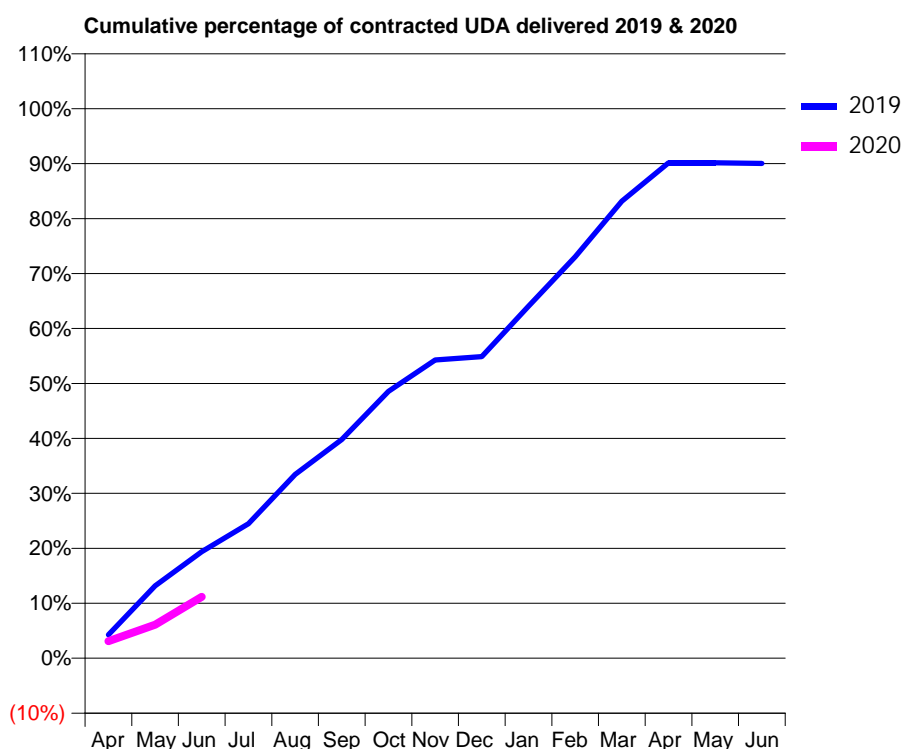
19/20 Contracted general activity (UDA)	7,565
Carry forward general activity (UDA)	0
19/20 Contracted orthodontic activity (UOA)	0
Carry forward orthodontic activity (UOA)	0
Baseline contract value	£186,104.01

ACCESS*

Patients seen in 24 months	Total	Change since previous quarter
Quarter ending June 2018	3,293	
Quarter ending September 2018	3,226	↓
Quarter ending December 2018	2,971	↓
Quarter ending March 2019	3,206	↑
Quarter ending June 2019	2,938	↓
Variance since June 2018	(10.8%)	↓



ACTIVITY



Month	2019	2020
April	322	236
May	999	462
June	1,466	846
July	1,852	
August	2,531	
September	3,012	
October	3,674	
November	4,106	
December	4,151	
January	4,846	
February	5,527	
March	6,290	
April	6,818	
May	6,818	
June	6,812	

QUALITY

	Quantity	Base Number	Contract	AT	Region	England
% of FP17s for the same patient ID Re-attending within 3 months - Children	4	112	3.6%	10.7%	10.6%	11.4%
% of FP17s for the same patient ID Re-attending within 3 months - Adults	40	428	9.3%	14.5%	15.2%	15.4%
% of FP17s for the same patient ID Re-attending between 3 & 9 months - Children	19	112	17.0%	59.2%	62.3%	59.8%
% of FP17s for the same patient ID Re-attending between 3 & 9 months - Adults	94	428	22.0%	49.9%	53.3%	52.1%
% of FP17s for Band 1 Urgent Courses	35	301	11.6%	10.1%	9.7%	9.2%
% of FP17s Relating to Free Repair or Replacements	8	301	2.7%	0.6%	0.6%	0.7%
% of FP17s Relating to Continuations	3	301	1.0%	0.5%	0.8%	0.8%
% of Patients satisfied with the dentistry they have received	0	0	N/A	92.6%	93.4%	93.4%
% of Patients satisfied with the time they had to wait for an appointment	0	0	N/A	85.1%	86.8%	87.6%

* This is based on patients treated on this contract for their most recent course of treatment.

Figures in italics indicate the base number of FP17s or Patient Questionnaire responses are less than 100. N/A is shown where the base number of responses is less than 10 during the period. % is calculated as Quantity/Base number*100

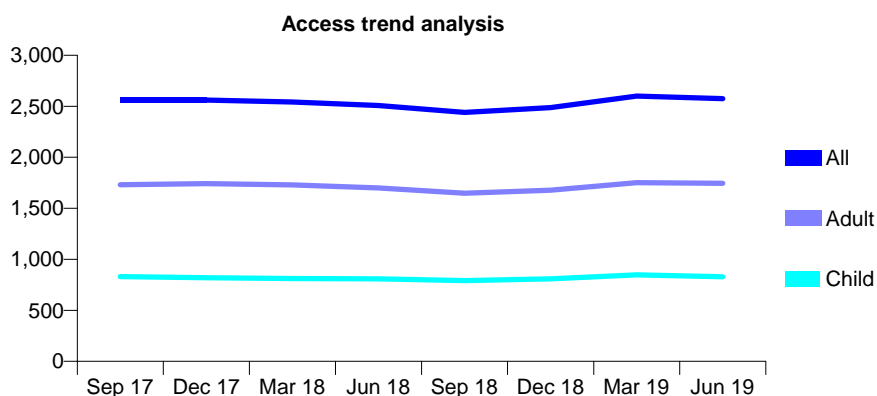
Q69 - Vital Signs At a Glance Contract Report for 231878/0001 - June 2019

Name or company name	MR AF GAON
Contract type name	GDS Contract
Purpose of contract	General
Contract start date	01/04/2006
Contract end date	

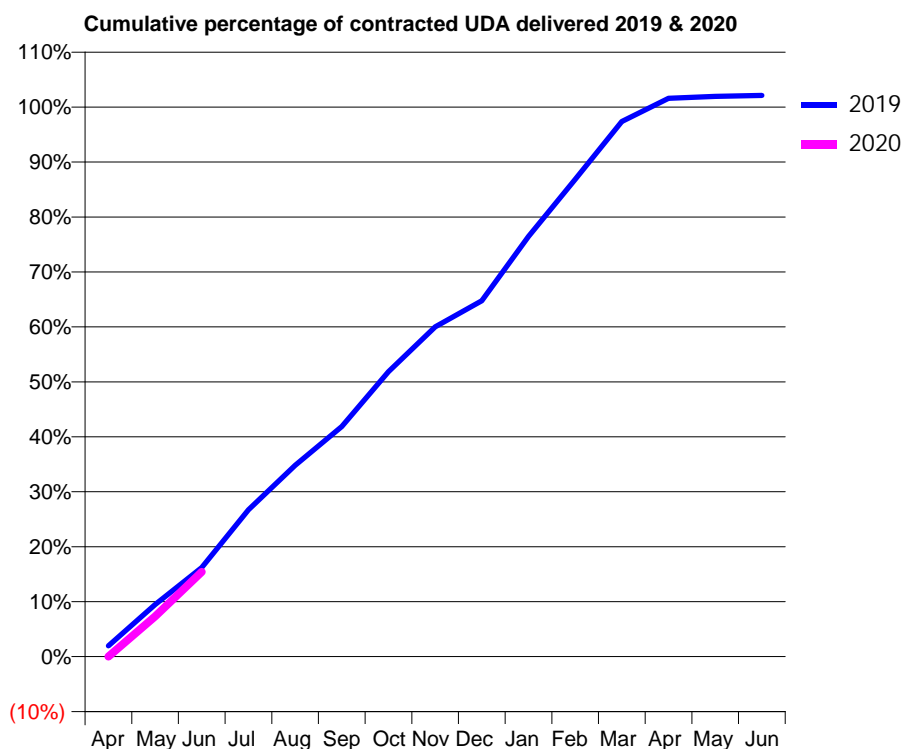
19/20 Contracted general activity (UDA)	6,049
Carry forward general activity (UDA)	0
19/20 Contracted orthodontic activity (UOA)	0
Carry forward orthodontic activity (UOA)	0
Baseline contract value	£182,102.00

ACCESS*

Patients seen in 24 months	Total	Change since previous quarter
Quarter ending June 2018	2,508	
Quarter ending September 2018	2,440	↓
Quarter ending December 2018	2,487	→
Quarter ending March 2019	2,599	↑
Quarter ending June 2019	2,574	→
Variance since June 2018	2.6%	↑



ACTIVITY



Month	Adjusted Scheduled Activity (UDA)	
	2019	2020
April	120	0
May	573	443
June	982	933
July	1,617	
August	2,105	
September	2,533	
October	3,136	
November	3,629	
December	3,917	
January	4,625	
February	5,255	
March	5,891	
April	6,145	
May	6,166	
June	6,178	

QUALITY

	Quantity	Base Number	Contract	AT	Region	England
% of FP17s for the same patient ID Re-attending within 3 months - Children	16	241	6.6%	10.7%	10.6%	11.4%
% of FP17s for the same patient ID Re-attending within 3 months - Adults	61	550	11.1%	14.5%	15.2%	15.4%
% of FP17s for the same patient ID Re-attending between 3 & 9 months - Children	177	241	73.4%	59.2%	62.3%	59.8%
% of FP17s for the same patient ID Re-attending between 3 & 9 months - Adults	306	550	55.6%	49.9%	53.3%	52.1%
% of FP17s for Band 1 Urgent Courses	33	638	5.2%	10.1%	9.7%	9.2%
% of FP17s Relating to Free Repair or Replacements	0	638	0.0%	0.6%	0.6%	0.7%
% of FP17s Relating to Continuations	2	638	0.3%	0.5%	0.8%	0.8%
% of Patients satisfied with the dentistry they have received	5	6	N/A	92.6%	93.4%	93.4%
% of Patients satisfied with the time they had to wait for an appointment	5	6	N/A	85.1%	86.8%	87.6%

* This is based on patients treated on this contract for their most recent course of treatment. Figures in italics indicate the base number of FP17s or Patient Questionnaire responses are less than 100. N/A is shown where the base number of responses is less than 10 during the period. % is calculated as Quantity/Base number*100

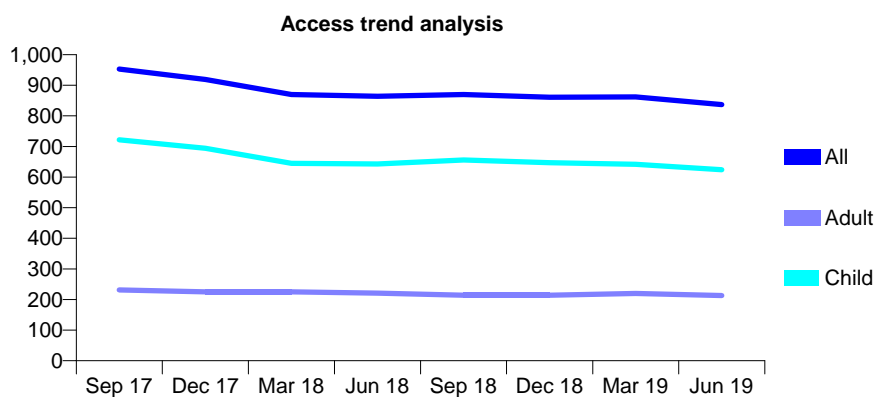
Q69 - Vital Signs At a Glance Contract Report for 233269/0001 - June 2019

Name or company name	MR JD BARLOW
Contract type name	GDS Contract
Purpose of contract	General
Contract start date	01/04/2006
Contract end date	

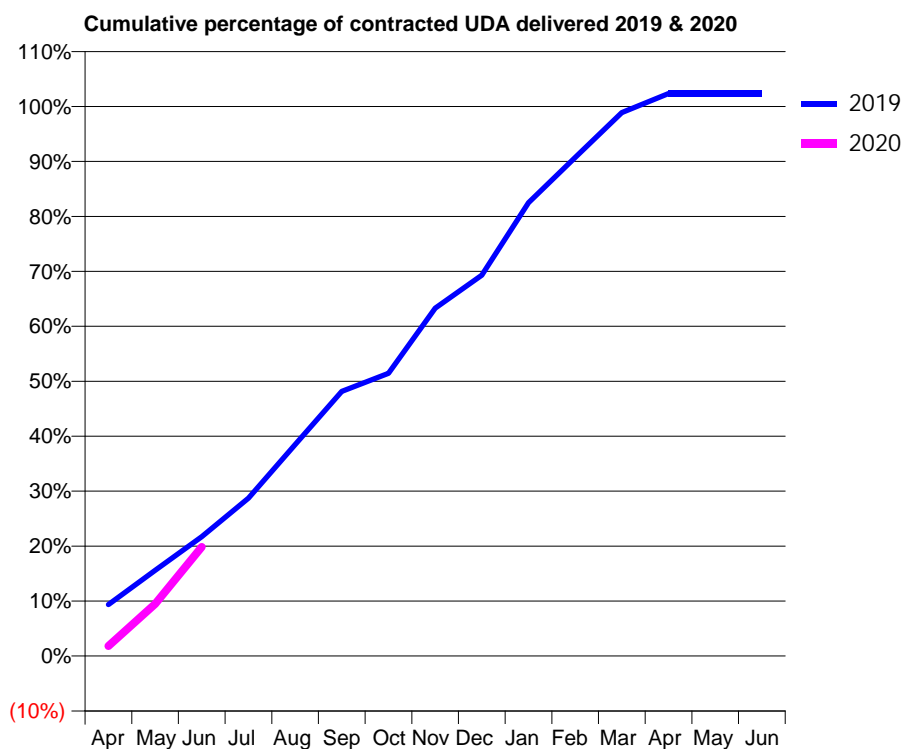
19/20 Contracted general activity (UDA)	1,471
Carry forward general activity (UDA)	0
19/20 Contracted orthodontic activity (UOA)	0
Carry forward orthodontic activity (UOA)	0
Baseline contract value	£33,450.13

ACCESS*

Patients seen in 24 months	Total	Change since previous quarter
Quarter ending June 2018	864	
Quarter ending September 2018	870	→
Quarter ending December 2018	861	↓
Quarter ending March 2019	862	→
Quarter ending June 2019	837	↓
Variance since June 2018	(3.1%)	↓



ACTIVITY



Month	Adjusted Scheduled Activity (UDA)	
	2019	2020
April	138	27
May	229	139
June	319	292
July	423	
August	566	
September	708	
October	757	
November	931	
December	1,019	
January	1,213	
February	1,335	
March	1,455	
April	1,506	
May	1,506	
June	1,506	

QUALITY

	Quantity	Base Number	Contract	AT	Region	England
% of FP17s for the same patient ID Re-attending within 3 months - Children	5	189	2.6%	10.7%	10.6%	11.4%
% of FP17s for the same patient ID Re-attending within 3 months - Adults	0	41	0.0%	14.5%	15.2%	15.4%
% of FP17s for the same patient ID Re-attending between 3 & 9 months - Children	102	189	54.0%	59.2%	62.3%	59.8%
% of FP17s for the same patient ID Re-attending between 3 & 9 months - Adults	15	41	36.6%	49.9%	53.3%	52.1%
% of FP17s for Band 1 Urgent Courses	4	191	2.1%	10.1%	9.7%	9.2%
% of FP17s Relating to Free Repair or Replacements	0	191	0.0%	0.6%	0.6%	0.7%
% of FP17s Relating to Continuations	0	191	0.0%	0.5%	0.8%	0.8%
% of Patients satisfied with the dentistry they have received	0	0	N/A	92.6%	93.4%	93.4%
% of Patients satisfied with the time they had to wait for an appointment	0	0	N/A	85.1%	86.8%	87.6%

* This is based on patients treated on this contract for their most recent course of treatment. Figures in italics indicate the base number of FP17s or Patient Questionnaire responses are less than 100. N/A is shown where the base number of responses is less than 10 during the period. % is calculated as Quantity/Base number*100

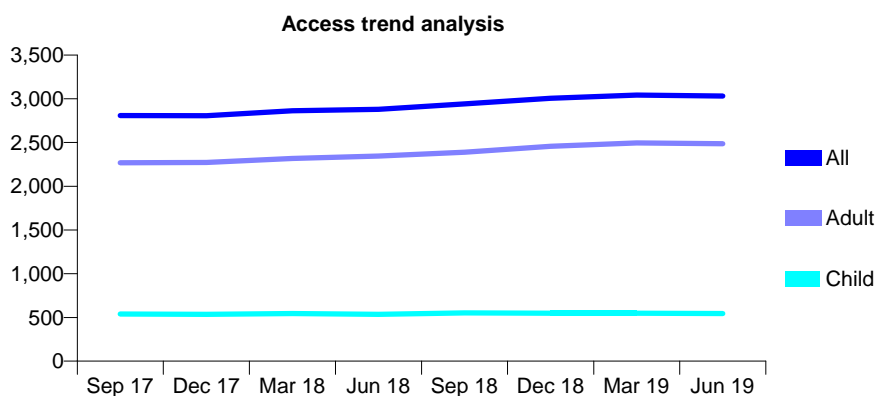
Q69 - Vital Signs At a Glance Contract Report for 234907/0001 - June 2019

Name or company name	MRS SV TAFFT
Contract type name	GDS Contract
Purpose of contract	General
Contract start date	01/04/2006
Contract end date	

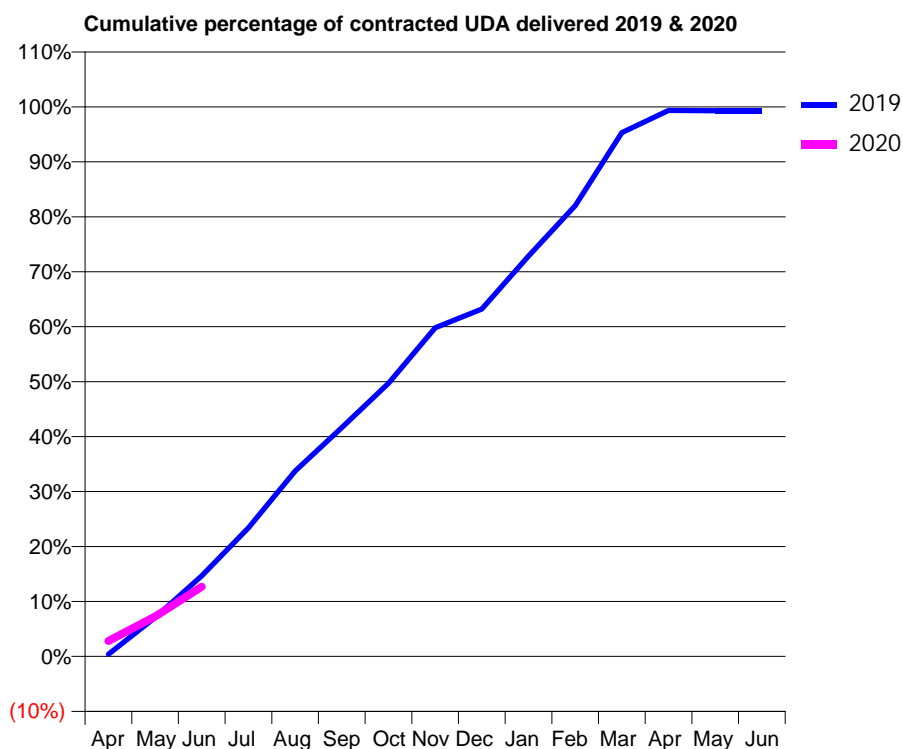
19/20 Contracted general activity (UDA)	8,926
Carry forward general activity (UDA)	0
19/20 Contracted orthodontic activity (UOA)	0
Carry forward orthodontic activity (UOA)	0
Baseline contract value	£218,395.07

ACCESS*

Patients seen in 24 months	Total	Change since previous quarter
Quarter ending June 2018	2,880	
Quarter ending September 2018	2,941	↑
Quarter ending December 2018	3,005	↑
Quarter ending March 2019	3,044	→
Quarter ending June 2019	3,031	→
Variance since June 2018	5.2%	↑



ACTIVITY



Month	2019	2020
April	36	252
May	634	648
June	1,310	1,133
July	2,090	
August	3,011	
September	3,715	
October	4,435	
November	5,337	
December	5,642	
January	6,501	
February	7,321	
March	8,507	
April	8,867	
May	8,862	
June	8,861	

QUALITY

	Quantity	Base Number	Contract	AT	Region	England
% of FP17s for the same patient ID Re-attending within 3 months - Children	6	154	3.9%	10.7%	10.6%	11.4%
% of FP17s for the same patient ID Re-attending within 3 months - Adults	69	737	9.4%	14.5%	15.2%	15.4%
% of FP17s for the same patient ID Re-attending between 3 & 9 months - Children	102	154	66.2%	59.2%	62.3%	59.8%
% of FP17s for the same patient ID Re-attending between 3 & 9 months - Adults	480	737	65.1%	49.9%	53.3%	52.1%
% of FP17s for Band 1 Urgent Courses	43	733	5.9%	10.1%	9.7%	9.2%
% of FP17s Relating to Free Repair or Replacements	5	733	0.7%	0.6%	0.6%	0.7%
% of FP17s Relating to Continuations	8	733	1.1%	0.5%	0.8%	0.8%
% of Patients satisfied with the dentistry they have received	3	3	N/A	92.6%	93.4%	93.4%
% of Patients satisfied with the time they had to wait for an appointment	3	3	N/A	85.1%	86.8%	87.6%

* This is based on patients treated on this contract for their most recent course of treatment. Figures in italics indicate the base number of FP17s or Patient Questionnaire responses are less than 100. N/A is shown where the base number of responses is less than 10 during the period. % is calculated as Quantity/Base number*100

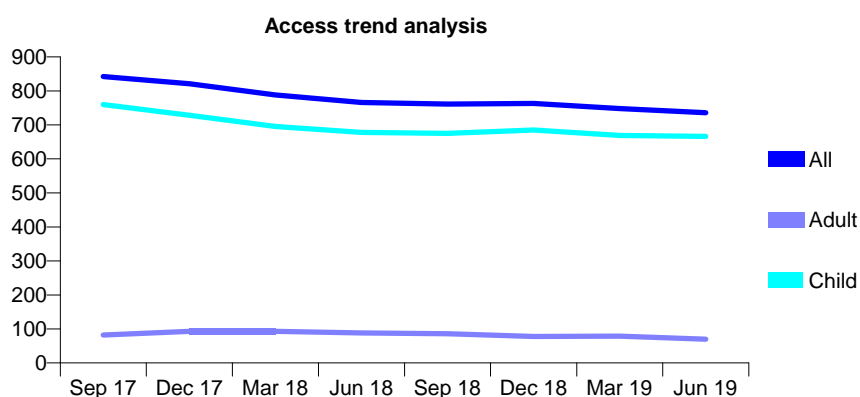
Q69 - Vital Signs At a Glance Contract Report for 235849/0001 - June 2019

Name or company name	MR JM BROWN
Contract type name	GDS Contract
Purpose of contract	General
Contract start date	01/04/2006
Contract end date	

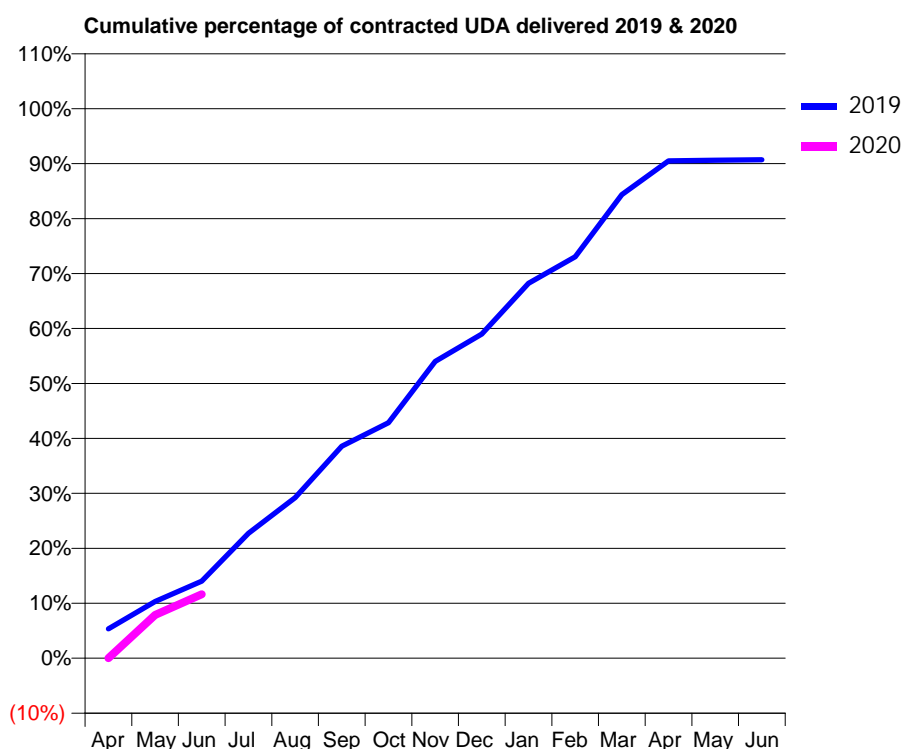
19/20 Contracted general activity (UDA)	1,254
Carry forward general activity (UDA)	0
19/20 Contracted orthodontic activity (UOA)	0
Carry forward orthodontic activity (UOA)	0
Baseline contract value	£24,180.37

ACCESS*

Patients seen in 24 months	Total	Change since previous quarter
Quarter ending June 2018	766	
Quarter ending September 2018	761	→
Quarter ending December 2018	763	→
Quarter ending March 2019	748	↓
Quarter ending June 2019	736	↓
Variance since June 2018	(3.9%)	↓



ACTIVITY



Adjusted Scheduled Activity (UDA)		
Month	2019	2020
April	67	0
May	130	99
June	176	146
July	285	
August	367	
September	484	
October	538	
November	677	
December	740	
January	856	
February	916	
March	1,058	
April	1,135	
May	1,136	
June	1,137	

QUALITY

	Quantity	Base Number	Contract	AT	Region	England
% of FP17s for the same patient ID Re-attending within 3 months - Children	9	196	4.6%	10.7%	10.6%	11.4%
% of FP17s for the same patient ID Re-attending within 3 months - Adults	0	0	N/A	14.5%	15.2%	15.4%
% of FP17s for the same patient ID Re-attending between 3 & 9 months - Children	95	196	48.5%	59.2%	62.3%	59.8%
% of FP17s for the same patient ID Re-attending between 3 & 9 months - Adults	0	0	N/A	49.9%	53.3%	52.1%
% of FP17s for Band 1 Urgent Courses	4	129	3.1%	10.1%	9.7%	9.2%
% of FP17s Relating to Free Repair or Replacements	0	129	0.0%	0.6%	0.6%	0.7%
% of FP17s Relating to Continuations	0	129	0.0%	0.5%	0.8%	0.8%
% of Patients satisfied with the dentistry they have received	0	0	N/A	92.6%	93.4%	93.4%
% of Patients satisfied with the time they had to wait for an appointment	0	0	N/A	85.1%	86.8%	87.6%

* This is based on patients treated on this contract for their most recent course of treatment.

Figures in italics indicate the base number of FP17s or Patient Questionnaire responses are less than 100. N/A is shown where the base number of responses is less than 10 during the period. % is calculated as Quantity/Base number*100

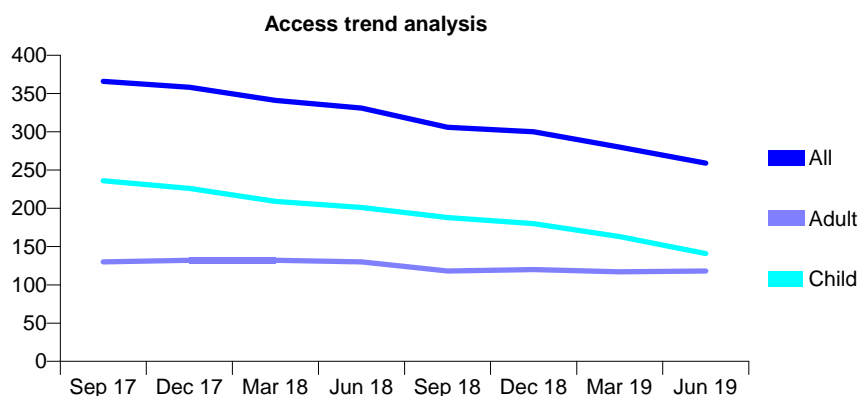
Q69 - Vital Signs At a Glance Contract Report for 237558/0001 - June 2019

Name or company name	Alexandra Dental Practice
Contract type name	GDS Contract
Purpose of contract	General
Contract start date	02/07/2012
Contract end date	

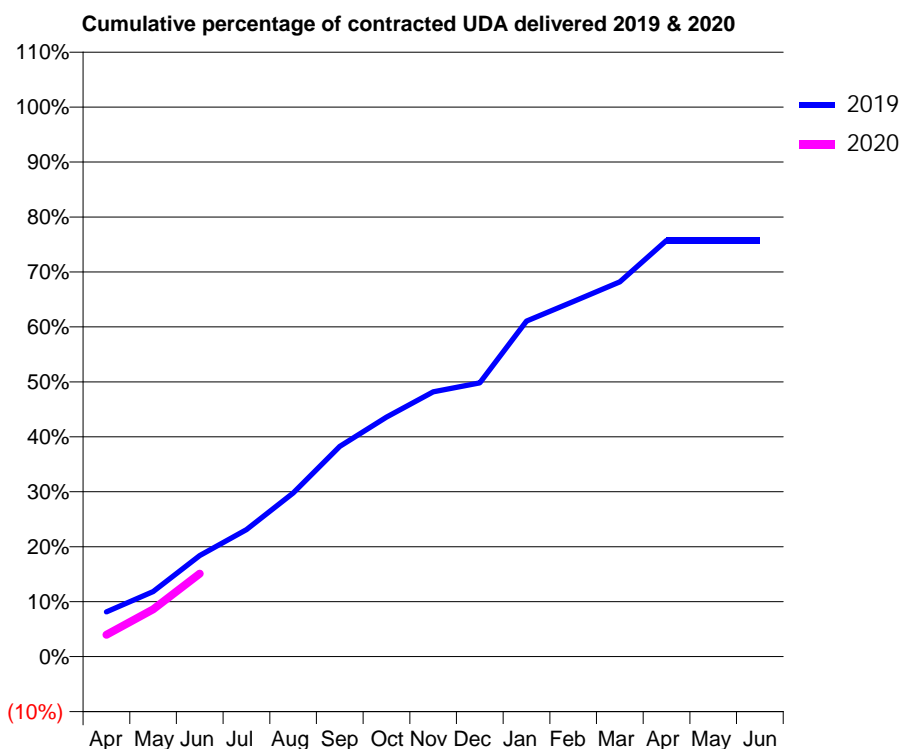
19/20 Contracted general activity (UDA)	675
Carry forward general activity (UDA)	0
19/20 Contracted orthodontic activity (UOA)	0
Carry forward orthodontic activity (UOA)	0
Baseline contract value	£12,562.07

ACCESS*

Patients seen in 24 months	Total	Change since previous quarter
Quarter ending June 2018	331	
Quarter ending September 2018	306	↓
Quarter ending December 2018	300	↓
Quarter ending March 2019	280	↓
Quarter ending June 2019	259	↓
Variance since June 2018	(21.8%)	↓



ACTIVITY



Month	Adjusted Scheduled Activity (UDA)	
	2019	2020
April	55	27
May	80	58
June	124	102
July	156	
August	201	
September	258	
October	294	
November	325	
December	336	
January	412	
February	436	
March	460	
April	511	
May	511	
June	511	

QUALITY

	Quantity	Base Number	Contract	AT	Region	England
% of FP17s for the same patient ID Re-attending within 3 months - Children	3	76	3.9%	10.7%	10.6%	11.4%
% of FP17s for the same patient ID Re-attending within 3 months - Adults	2	20	10.0%	14.5%	15.2%	15.4%
% of FP17s for the same patient ID Re-attending between 3 & 9 months - Children	54	76	71.1%	59.2%	62.3%	59.8%
% of FP17s for the same patient ID Re-attending between 3 & 9 months - Adults	15	20	75.0%	49.9%	53.3%	52.1%
% of FP17s for Band 1 Urgent Courses	0	68	0.0%	10.1%	9.7%	9.2%
% of FP17s Relating to Free Repair or Replacements	0	68	0.0%	0.6%	0.6%	0.7%
% of FP17s Relating to Continuations	0	68	0.0%	0.5%	0.8%	0.8%
% of Patients satisfied with the dentistry they have received	0	0	N/A	92.6%	93.4%	93.4%
% of Patients satisfied with the time they had to wait for an appointment	0	0	N/A	85.1%	86.8%	87.6%

* This is based on patients treated on this contract for their most recent course of treatment. Figures in italics indicate the base number of FP17s or Patient Questionnaire responses are less than 100. N/A is shown where the base number of responses is less than 10 during the period. % is calculated as Quantity/Base number*100

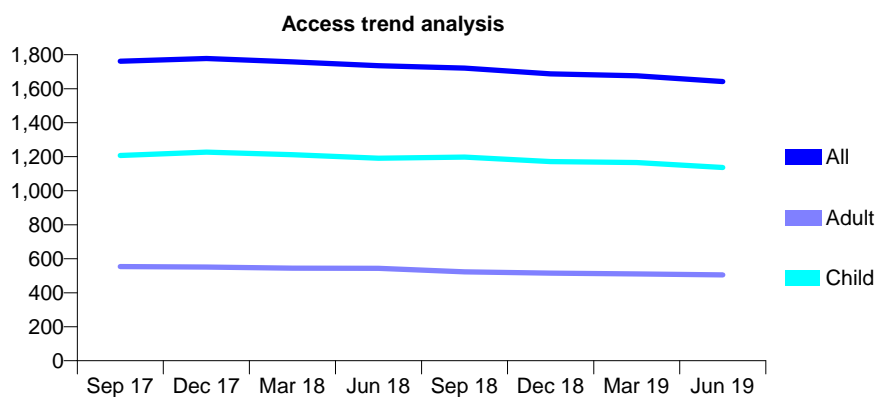
Q69 - Vital Signs At a Glance Contract Report for 237620/0001 - June 2019

Name or company name	MISS NJ BEARDSLEY
Contract type name	GDS Contract
Purpose of contract	General
Contract start date	01/04/2006
Contract end date	

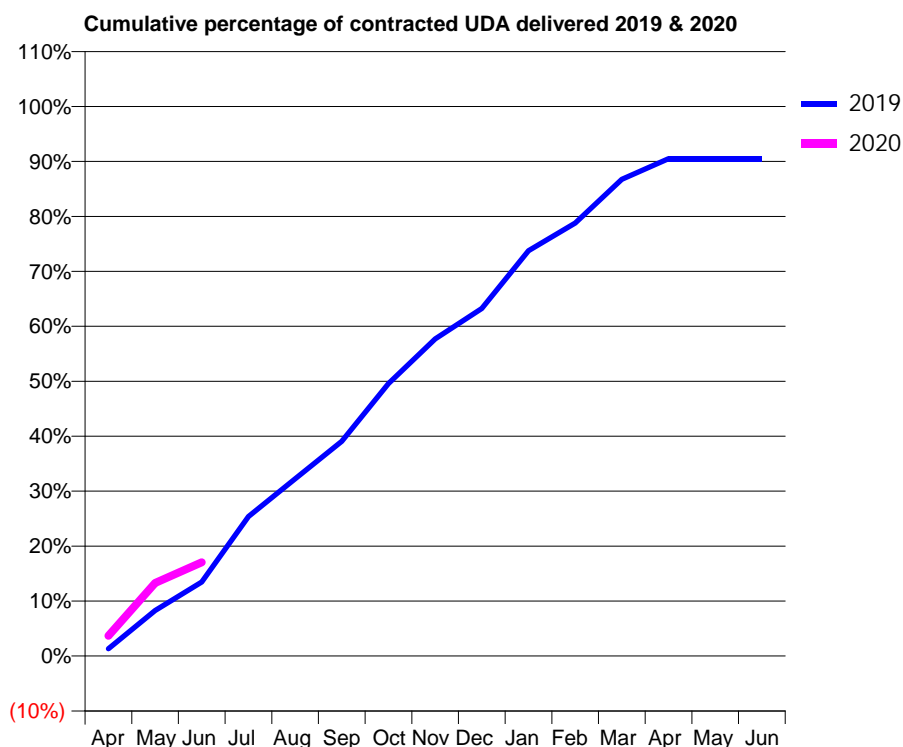
19/20 Contracted general activity (UDA)	5,732
Carry forward general activity (UDA)	0
19/20 Contracted orthodontic activity (UOA)	0
Carry forward orthodontic activity (UOA)	0
Baseline contract value	£153,160.93

ACCESS*

Patients seen in 24 months	Total	Change since previous quarter
Quarter ending June 2018	1,735	
Quarter ending September 2018	1,721	→
Quarter ending December 2018	1,687	↓
Quarter ending March 2019	1,676	→
Quarter ending June 2019	1,642	↓
Variance since June 2018	(5.4%)	↓



ACTIVITY



Month	Adjusted Scheduled Activity (UDA)	
	2019	2020
April	75	213
May	475	763
June	773	977
July	1,455	
August	1,850	
September	2,239	
October	2,843	
November	3,309	
December	3,626	
January	4,228	
February	4,516	
March	4,972	
April	5,187	
May	5,187	
June	5,187	

QUALITY

	Quantity	Base Number	Contract	AT	Region	England
% of FP17s for the same patient ID Re-attending within 3 months - Children	45	423	10.6%	10.7%	10.6%	11.4%
% of FP17s for the same patient ID Re-attending within 3 months - Adults	15	141	10.6%	14.5%	15.2%	15.4%
% of FP17s for the same patient ID Re-attending between 3 & 9 months - Children	299	423	70.7%	59.2%	62.3%	59.8%
% of FP17s for the same patient ID Re-attending between 3 & 9 months - Adults	97	141	68.8%	49.9%	53.3%	52.1%
% of FP17s for Band 1 Urgent Courses	21	479	4.4%	10.1%	9.7%	9.2%
% of FP17s Relating to Free Repair or Replacements	3	479	0.6%	0.6%	0.6%	0.7%
% of FP17s Relating to Continuations	1	479	0.2%	0.5%	0.8%	0.8%
% of Patients satisfied with the dentistry they have received	1	1	N/A	92.6%	93.4%	93.4%
% of Patients satisfied with the time they had to wait for an appointment	1	1	N/A	85.1%	86.8%	87.6%

* This is based on patients treated on this contract for their most recent course of treatment. Figures in italics indicate the base number of FP17s or Patient Questionnaire responses are less than 100. N/A is shown where the base number of responses is less than 10 during the period. % is calculated as Quantity/Base number*100

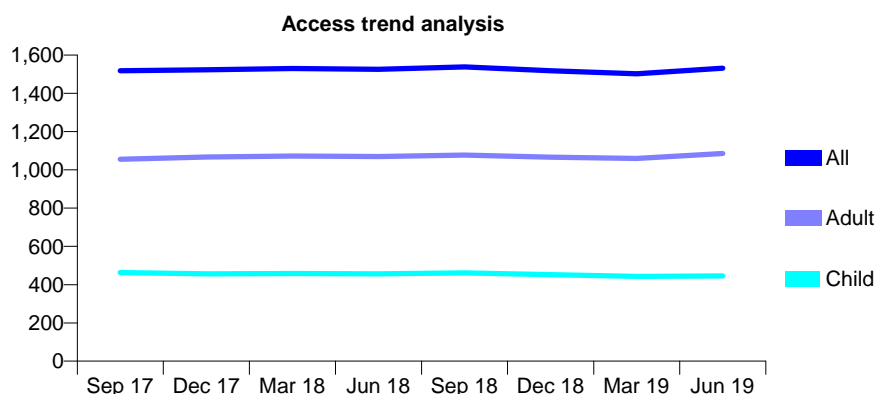
Q69 - Vital Signs At a Glance Contract Report for 238082/0001 - June 2019

Name or company name	MR SK GRAY
Contract type name	GDS Contract
Purpose of contract	General
Contract start date	01/04/2006
Contract end date	

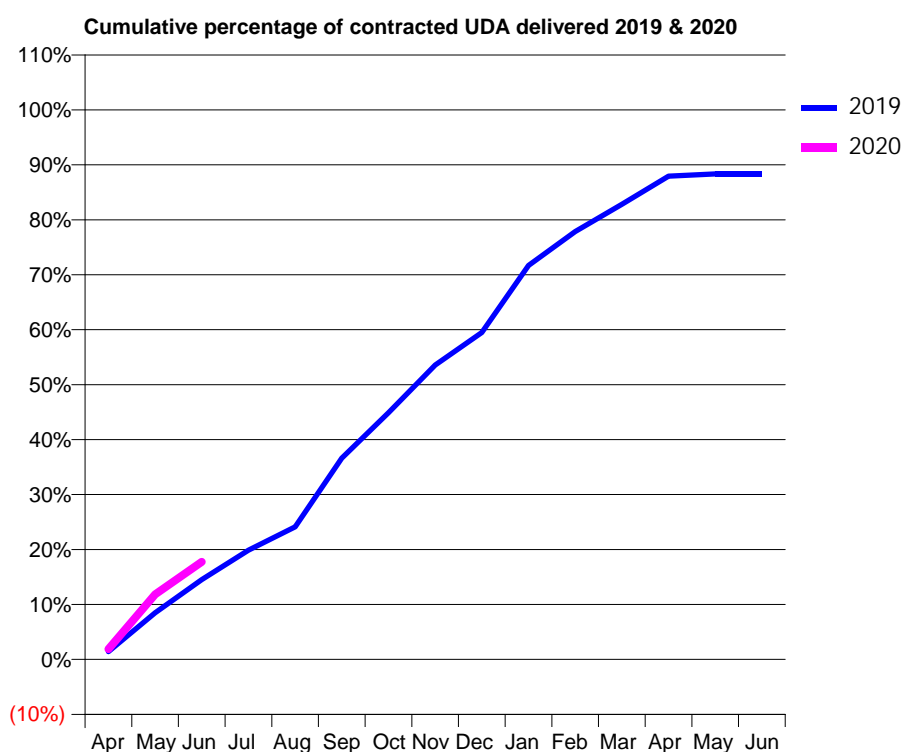
19/20 Contracted general activity (UDA)	3,750
Carry forward general activity (UDA)	0
19/20 Contracted orthodontic activity (UOA)	0
Carry forward orthodontic activity (UOA)	0
Baseline contract value	£91,786.05

ACCESS*

Patients seen in 24 months	Total	Change since previous quarter
Quarter ending June 2018	1,526	
Quarter ending September 2018	1,538	→
Quarter ending December 2018	1,518	↓
Quarter ending March 2019	1,502	↓
Quarter ending June 2019	1,531	→
Variance since June 2018	0.3%	→



ACTIVITY



Month	2019	2020
April	53	71
May	318	444
June	544	666
July	746	
August	905	
September	1,373	
October	1,684	
November	2,009	
December	2,231	
January	2,689	
February	2,920	
March	3,106	
April	3,298	
May	3,313	
June	3,313	

QUALITY

	Quantity	Base Number	Contract	AT	Region	England
% of FP17s for the same patient ID Re-attending within 3 months - Children	2	144	1.4%	10.7%	10.6%	11.4%
% of FP17s for the same patient ID Re-attending within 3 months - Adults	24	342	7.0%	14.5%	15.2%	15.4%
% of FP17s for the same patient ID Re-attending between 3 & 9 months - Children	87	144	60.4%	59.2%	62.3%	59.8%
% of FP17s for the same patient ID Re-attending between 3 & 9 months - Adults	194	342	56.7%	49.9%	53.3%	52.1%
% of FP17s for Band 1 Urgent Courses	18	377	4.8%	10.1%	9.7%	9.2%
% of FP17s Relating to Free Repair or Replacements	3	377	0.8%	0.6%	0.6%	0.7%
% of FP17s Relating to Continuations	4	377	1.1%	0.5%	0.8%	0.8%
% of Patients satisfied with the dentistry they have received	4	4	N/A	92.6%	93.4%	93.4%
% of Patients satisfied with the time they had to wait for an appointment	4	4	N/A	85.1%	86.8%	87.6%

* This is based on patients treated on this contract for their most recent course of treatment. Figures in italics indicate the base number of FP17s or Patient Questionnaire responses are less than 100. N/A is shown where the base number of responses is less than 10 during the period. % is calculated as Quantity/Base number*100

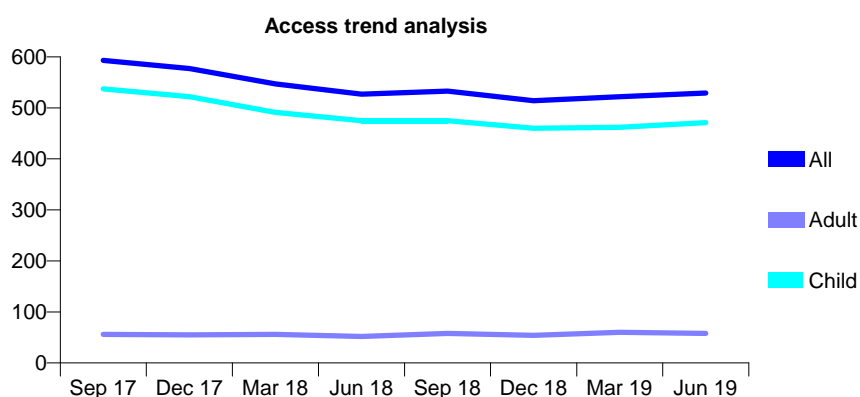
Q69 - Vital Signs At a Glance Contract Report for 239275/0001 - June 2019

Name or company name	RHDC Partners
Contract type name	GDS Contract
Purpose of contract	General
Contract start date	01/04/2006
Contract end date	

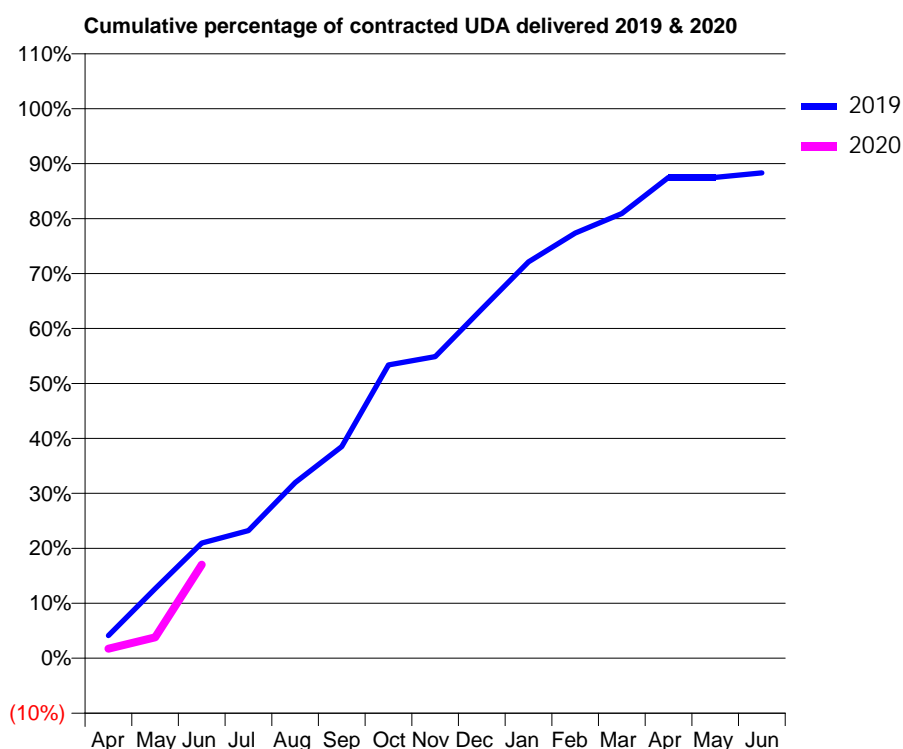
19/20 Contracted general activity (UDA)	870
Carry forward general activity (UDA)	0
19/20 Contracted orthodontic activity (UOA)	0
Carry forward orthodontic activity (UOA)	0
Baseline contract value	£21,287.68

ACCESS*

Patients seen in 24 months	Total	Change since previous quarter
Quarter ending June 2018	527	
Quarter ending September 2018	533	→
Quarter ending December 2018	514	↓
Quarter ending March 2019	522	→
Quarter ending June 2019	529	→
Variance since June 2018	0.4%	→



ACTIVITY



Month	2019	2020
April	36	15
May	110	33
June	182	148
July	202	
August	278	
September	335	
October	464	
November	477	
December	553	
January	628	
February	673	
March	704	
April	761	
May	761	
June	768	

QUALITY

	Quantity	Base Number	Contract	AT	Region	England
% of FP17s for the same patient ID Re-attending within 3 months - Children	5	168	3.0%	10.7%	10.6%	11.4%
% of FP17s for the same patient ID Re-attending within 3 months - Adults	0	0	N/A	14.5%	15.2%	15.4%
% of FP17s for the same patient ID Re-attending between 3 & 9 months - Children	77	168	45.8%	59.2%	62.3%	59.8%
% of FP17s for the same patient ID Re-attending between 3 & 9 months - Adults	0	0	N/A	49.9%	53.3%	52.1%
% of FP17s for Band 1 Urgent Courses	0	118	0.0%	10.1%	9.7%	9.2%
% of FP17s Relating to Free Repair or Replacements	0	118	0.0%	0.6%	0.6%	0.7%
% of FP17s Relating to Continuations	1	118	0.8%	0.5%	0.8%	0.8%
% of Patients satisfied with the dentistry they have received	0	0	N/A	92.6%	93.4%	93.4%
% of Patients satisfied with the time they had to wait for an appointment	0	0	N/A	85.1%	86.8%	87.6%

* This is based on patients treated on this contract for their most recent course of treatment.

Figures in italics indicate the base number of FP17s or Patient Questionnaire responses are less than 100. N/A is shown where the base number of responses is less than 10 during the period. % is calculated as Quantity/Base number*100

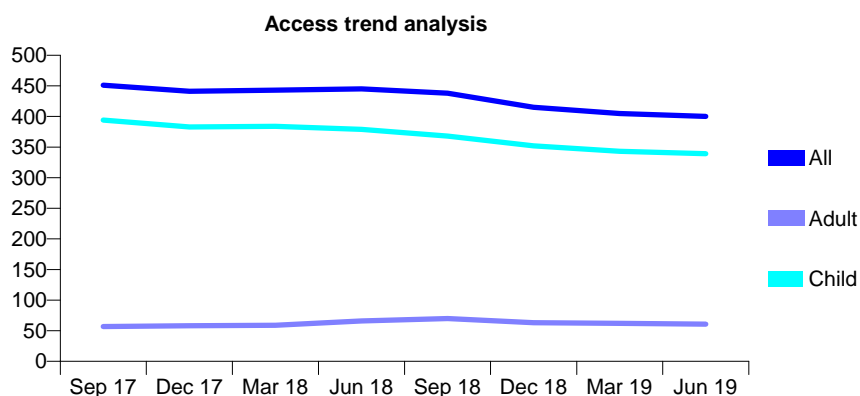
Q69 - Vital Signs At a Glance Contract Report for 244287/0001 - June 2019

Name or company name	MR CR HARRIS
Contract type name	GDS Contract
Purpose of contract	General
Contract start date	01/04/2006
Contract end date	

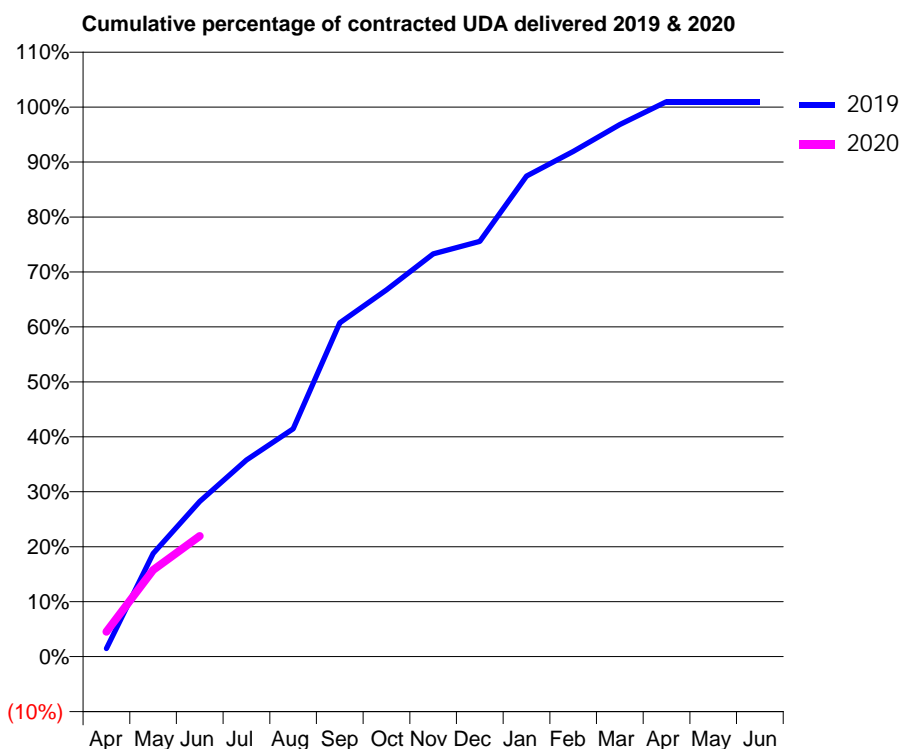
19/20 Contracted general activity (UDA)	1,083
Carry forward general activity (UDA)	0
19/20 Contracted orthodontic activity (UOA)	0
Carry forward orthodontic activity (UOA)	0
Baseline contract value	£24,025.90

ACCESS*

Patients seen in 24 months	Total	Change since previous quarter
Quarter ending June 2018	445	
Quarter ending September 2018	438	↓
Quarter ending December 2018	415	↓
Quarter ending March 2019	405	↓
Quarter ending June 2019	400	↓
Variance since June 2018	(10.1%)	↓



ACTIVITY



Month	Adjusted Scheduled Activity (UDA)	
	2019	2020
April	16	49
May	203	171
June	306	238
July	387	
August	449	
September	658	
October	723	
November	794	
December	818	
January	947	
February	995	
March	1,048	
April	1,094	
May	1,094	
June	1,094	

QUALITY

	Quantity	Base Number	Contract	AT	Region	England
% of FP17s for the same patient ID Re-attending within 3 months - Children	8	145	5.5%	10.7%	10.6%	11.4%
% of FP17s for the same patient ID Re-attending within 3 months - Adults	1	11	9.1%	14.5%	15.2%	15.4%
% of FP17s for the same patient ID Re-attending between 3 & 9 months - Children	99	145	68.3%	59.2%	62.3%	59.8%
% of FP17s for the same patient ID Re-attending between 3 & 9 months - Adults	9	11	81.8%	49.9%	53.3%	52.1%
% of FP17s for Band 1 Urgent Courses	4	119	3.4%	10.1%	9.7%	9.2%
% of FP17s Relating to Free Repair or Replacements	0	119	0.0%	0.6%	0.6%	0.7%
% of FP17s Relating to Continuations	3	119	2.5%	0.5%	0.8%	0.8%
% of Patients satisfied with the dentistry they have received	0	0	N/A	92.6%	93.4%	93.4%
% of Patients satisfied with the time they had to wait for an appointment	0	0	N/A	85.1%	86.8%	87.6%

* This is based on patients treated on this contract for their most recent course of treatment. Figures in italics indicate the base number of FP17s or Patient Questionnaire responses are less than 100. N/A is shown where the base number of responses is less than 10 during the period. % is calculated as Quantity/Base number*100

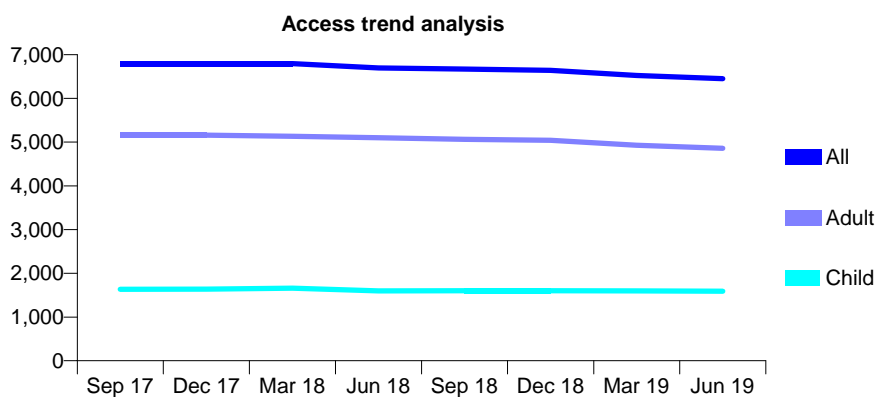
Q69 - Vital Signs At a Glance Contract Report for 250511/0001 - June 2019

Name or company name	Mr BS Degun and Mr DS Jheeta
Contract type name	GDS Contract
Purpose of contract	General
Contract start date	01/04/2006
Contract end date	

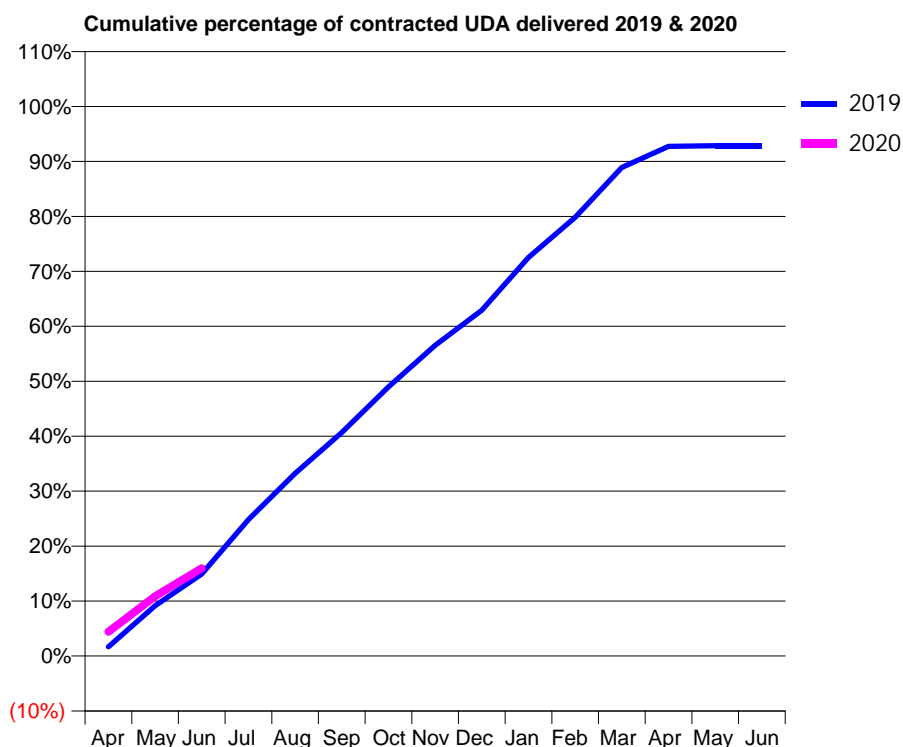
19/20 Contracted general activity (UDA)	21,463
Carry forward general activity (UDA)	0
19/20 Contracted orthodontic activity (UOA)	0
Carry forward orthodontic activity (UOA)	0
Baseline contract value	£555,066.38

ACCESS*

Patients seen in 24 months	Total	Change since previous quarter
Quarter ending June 2018	6,697	
Quarter ending September 2018	6,669	→
Quarter ending December 2018	6,641	→
Quarter ending March 2019	6,524	↓
Quarter ending June 2019	6,449	↓
Variance since June 2018	(3.7%)	↓



ACTIVITY



Month	Adjusted Scheduled Activity (UDA)	
	2019	2020
April	360	949
May	1,964	2,337
June	3,207	3,431
July	5,329	
August	7,136	
September	8,729	
October	10,514	
November	12,139	
December	13,502	
January	15,565	
February	17,137	
March	19,080	
April	19,906	
May	19,929	
June	19,930	

QUALITY

	Quantity	Base Number	Contract	AT	Region	England
% of FP17s for the same patient ID Re-attending within 3 months - Children	37	551	6.7%	10.7%	10.6%	11.4%
% of FP17s for the same patient ID Re-attending within 3 months - Adults	157	1,324	11.9%	14.5%	15.2%	15.4%
% of FP17s for the same patient ID Re-attending between 3 & 9 months - Children	336	551	61.0%	59.2%	62.3%	59.8%
% of FP17s for the same patient ID Re-attending between 3 & 9 months - Adults	693	1,324	52.3%	49.9%	53.3%	52.1%
% of FP17s for Band 1 Urgent Courses	260	1,589	16.4%	10.1%	9.7%	9.2%
% of FP17s Relating to Free Repair or Replacements	1	1,589	0.1%	0.6%	0.6%	0.7%
% of FP17s Relating to Continuations	5	1,589	0.3%	0.5%	0.8%	0.8%
% of Patients satisfied with the dentistry they have received	4	5	N/A	92.6%	93.4%	93.4%
% of Patients satisfied with the time they had to wait for an appointment	4	5	N/A	85.1%	86.8%	87.6%

* This is based on patients treated on this contract for their most recent course of treatment. Figures in italics indicate the base number of FP17s or Patient Questionnaire responses are less than 100. N/A is shown where the base number of responses is less than 10 during the period. % is calculated as Quantity/Base number*100

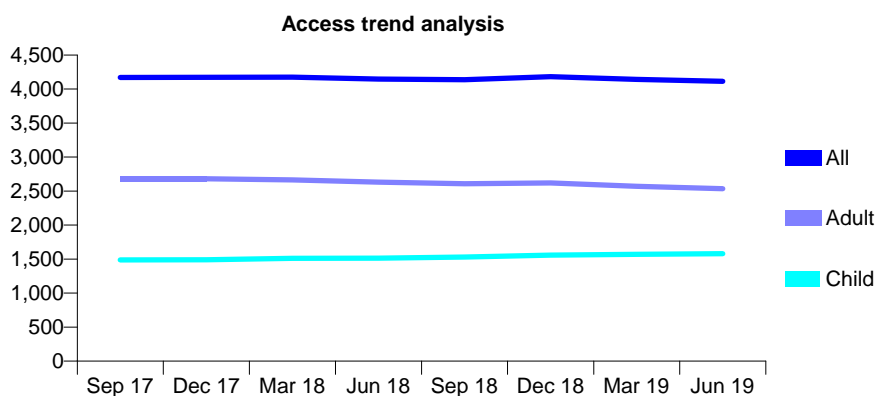
Q69 - Vital Signs At a Glance Contract Report for 250929/0001 - June 2019

Name or company name	MR JS GILL
Contract type name	GDS Contract
Purpose of contract	General
Contract start date	01/04/2006
Contract end date	

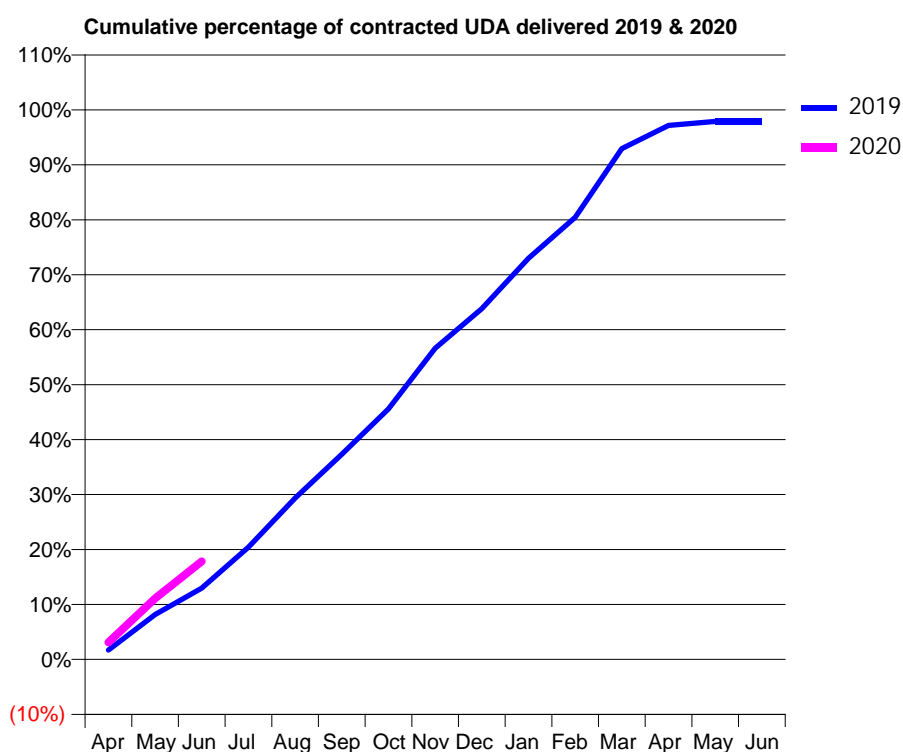
19/20 Contracted general activity (UDA)	12,780
Carry forward general activity (UDA)	0
19/20 Contracted orthodontic activity (UOA)	0
Carry forward orthodontic activity (UOA)	0
Baseline contract value	£408,141.12

ACCESS*

Patients seen in 24 months	Total	Change since previous quarter
Quarter ending June 2018	4,146	
Quarter ending September 2018	4,139	→
Quarter ending December 2018	4,181	→
Quarter ending March 2019	4,143	→
Quarter ending June 2019	4,115	→
Variance since June 2018	(0.7%)	→



ACTIVITY



Month	2019	2020
April	218	400
May	1,045	1,421
June	1,657	2,282
July	2,613	
August	3,755	
September	4,771	
October	5,825	
November	7,238	
December	8,154	
January	9,326	
February	10,281	
March	11,881	
April	12,420	
May	12,510	
June	12,512	

QUALITY

	Quantity	Base Number	Contract	AT	Region	England
% of FP17s for the same patient ID Re-attending within 3 months - Children	17	474	3.6%	10.7%	10.6%	11.4%
% of FP17s for the same patient ID Re-attending within 3 months - Adults	71	619	11.5%	14.5%	15.2%	15.4%
% of FP17s for the same patient ID Re-attending between 3 & 9 months - Children	254	474	53.6%	59.2%	62.3%	59.8%
% of FP17s for the same patient ID Re-attending between 3 & 9 months - Adults	272	619	43.9%	49.9%	53.3%	52.1%
% of FP17s for Band 1 Urgent Courses	98	886	11.1%	10.1%	9.7%	9.2%
% of FP17s Relating to Free Repair or Replacements	2	886	0.2%	0.6%	0.6%	0.7%
% of FP17s Relating to Continuations	0	886	0.0%	0.5%	0.8%	0.8%
% of Patients satisfied with the dentistry they have received	0	0	N/A	92.6%	93.4%	93.4%
% of Patients satisfied with the time they had to wait for an appointment	0	0	N/A	85.1%	86.8%	87.6%

* This is based on patients treated on this contract for their most recent course of treatment. Figures in italics indicate the base number of FP17s or Patient Questionnaire responses are less than 100. N/A is shown where the base number of responses is less than 10 during the period. % is calculated as Quantity/Base number*100

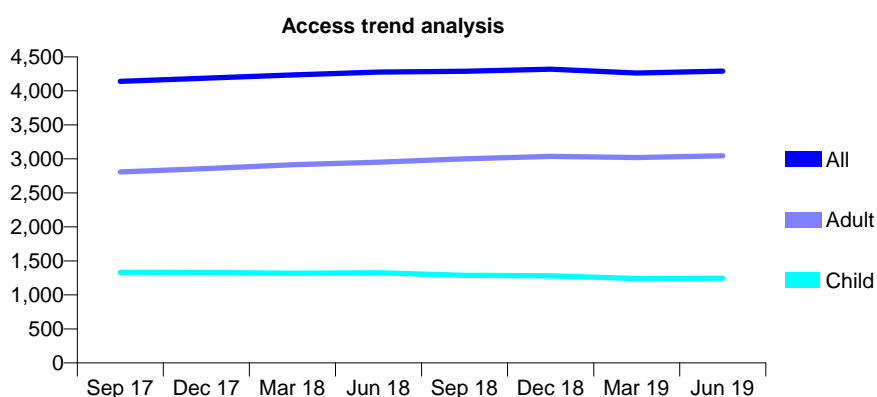
Q69 - Vital Signs At a Glance Contract Report for 253359/0001 - June 2019

Name or company name	MR MA LADAK
Contract type name	GDS Contract
Purpose of contract	General
Contract start date	01/04/2006
Contract end date	

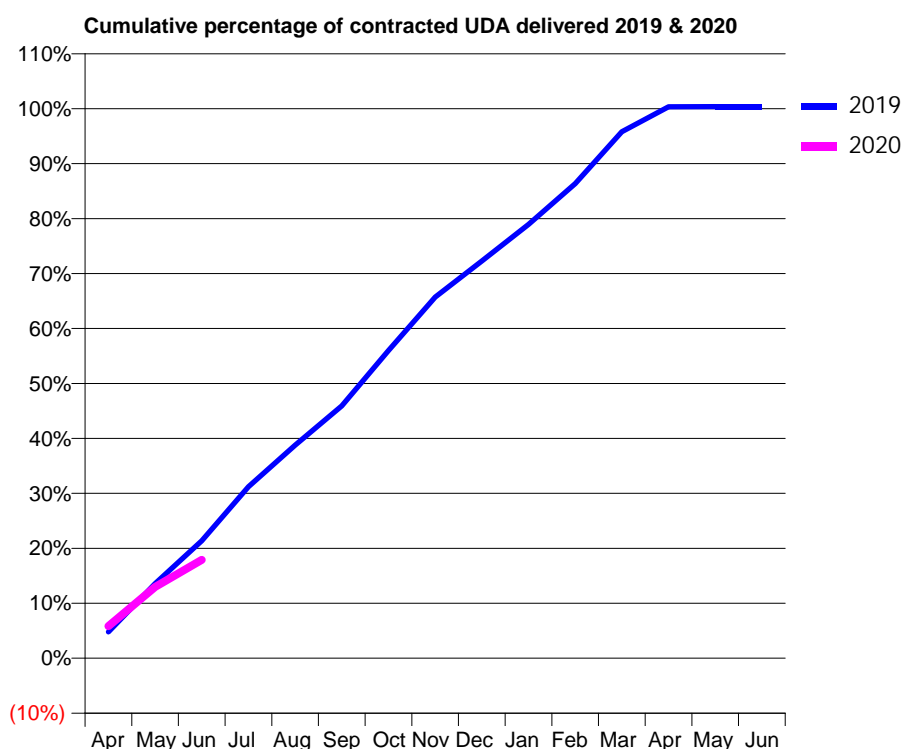
19/20 Contracted general activity (UDA)	11,021
Carry forward general activity (UDA)	0
19/20 Contracted orthodontic activity (UOA)	0
Carry forward orthodontic activity (UOA)	0
Baseline contract value	£363,872.05

ACCESS*

Patients seen in 24 months	Total	Change since previous quarter
Quarter ending June 2018	4,278	
Quarter ending September 2018	4,289	→
Quarter ending December 2018	4,319	→
Quarter ending March 2019	4,261	↓
Quarter ending June 2019	4,292	→
Variance since June 2018	0.3%	→



ACTIVITY



Month	2019	2020
April	529	644
May	1,497	1,430
June	2,354	1,973
July	3,439	
August	4,274	
September	5,062	
October	6,171	
November	7,244	
December	7,965	
January	8,699	
February	9,516	
March	10,558	
April	11,058	
May	11,059	
June	11,059	

QUALITY

	Quantity	Base Number	Contract	AT	Region	England
% of FP17s for the same patient ID Re-attending within 3 months - Children	33	463	7.1%	10.7%	10.6%	11.4%
% of FP17s for the same patient ID Re-attending within 3 months - Adults	104	956	10.9%	14.5%	15.2%	15.4%
% of FP17s for the same patient ID Re-attending between 3 & 9 months - Children	315	463	68.0%	59.2%	62.3%	59.8%
% of FP17s for the same patient ID Re-attending between 3 & 9 months - Adults	585	956	61.2%	49.9%	53.3%	52.1%
% of FP17s for Band 1 Urgent Courses	84	1,217	6.9%	10.1%	9.7%	9.2%
% of FP17s Relating to Free Repair or Replacements	5	1,217	0.4%	0.6%	0.6%	0.7%
% of FP17s Relating to Continuations	19	1,217	1.6%	0.5%	0.8%	0.8%
% of Patients satisfied with the dentistry they have received	0	0	N/A	92.6%	93.4%	93.4%
% of Patients satisfied with the time they had to wait for an appointment	0	0	N/A	85.1%	86.8%	87.6%

* This is based on patients treated on this contract for their most recent course of treatment.

Figures in italics indicate the base number of FP17s or Patient Questionnaire responses are less than 100. N/A is shown where the base number of responses is less than 10 during the period. % is calculated as Quantity/Base number*100

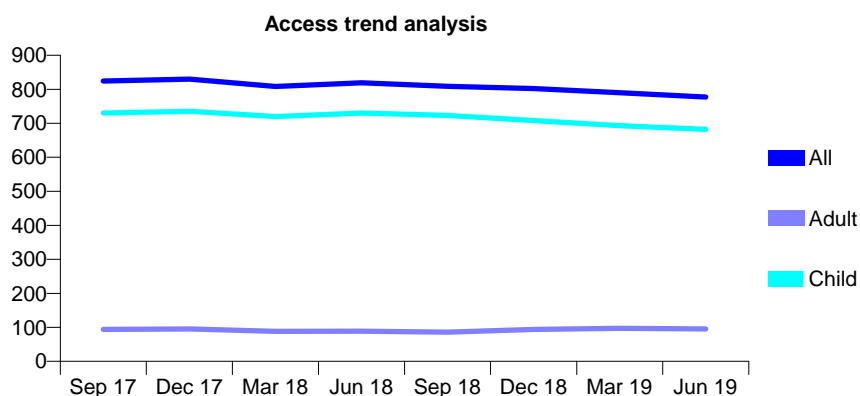
Q69 - Vital Signs At a Glance Contract Report for 253731/0001 - June 2019

Name or company name	MR V KUMAR
Contract type name	GDS Contract
Purpose of contract	General
Contract start date	01/04/2006
Contract end date	

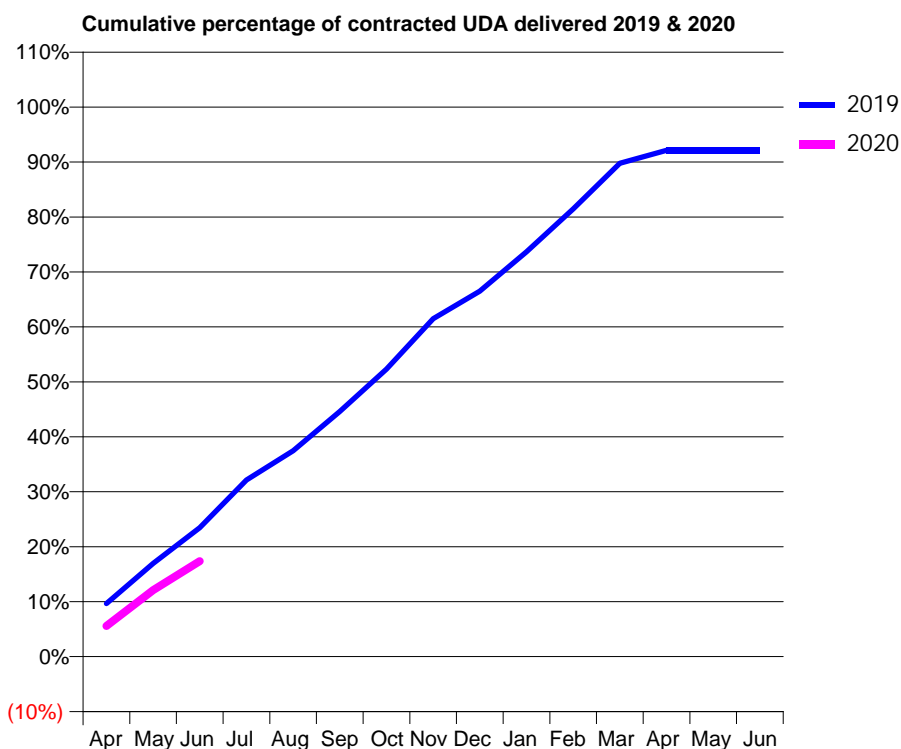
19/20 Contracted general activity (UDA)	1,570
Carry forward general activity (UDA)	0
19/20 Contracted orthodontic activity (UOA)	0
Carry forward orthodontic activity (UOA)	0
Baseline contract value	£41,933.49

ACCESS*

Patients seen in 24 months	Total	Change since previous quarter
Quarter ending June 2018	819	
Quarter ending September 2018	809	↓
Quarter ending December 2018	802	→
Quarter ending March 2019	790	↓
Quarter ending June 2019	777	↓
Variance since June 2018	(5.1%)	↓



ACTIVITY



Month	Adjusted Scheduled Activity (UDA)	
	2019	2020
April	152	88
May	267	190
June	368	273
July	505	
August	589	
September	700	
October	822	
November	966	
December	1,044	
January	1,157	
February	1,279	
March	1,410	
April	1,447	
May	1,447	
June	1,447	

QUALITY

	Quantity	Base Number	Contract	AT	Region	England
% of FP17s for the same patient ID Re-attending within 3 months - Children	13	263	4.9%	10.7%	10.6%	11.4%
% of FP17s for the same patient ID Re-attending within 3 months - Adults	0	6	0.0%	14.5%	15.2%	15.4%
% of FP17s for the same patient ID Re-attending between 3 & 9 months - Children	184	263	70.0%	59.2%	62.3%	59.8%
% of FP17s for the same patient ID Re-attending between 3 & 9 months - Adults	4	6	66.7%	49.9%	53.3%	52.1%
% of FP17s for Band 1 Urgent Courses	5	238	2.1%	10.1%	9.7%	9.2%
% of FP17s Relating to Free Repair or Replacements	0	238	0.0%	0.6%	0.6%	0.7%
% of FP17s Relating to Continuations	0	238	0.0%	0.5%	0.8%	0.8%
% of Patients satisfied with the dentistry they have received	0	0	N/A	92.6%	93.4%	93.4%
% of Patients satisfied with the time they had to wait for an appointment	0	0	N/A	85.1%	86.8%	87.6%

* This is based on patients treated on this contract for their most recent course of treatment. Figures in italics indicate the base number of FP17s or Patient Questionnaire responses are less than 100. N/A is shown where the base number of responses is less than 10 during the period. % is calculated as Quantity/Base number*100

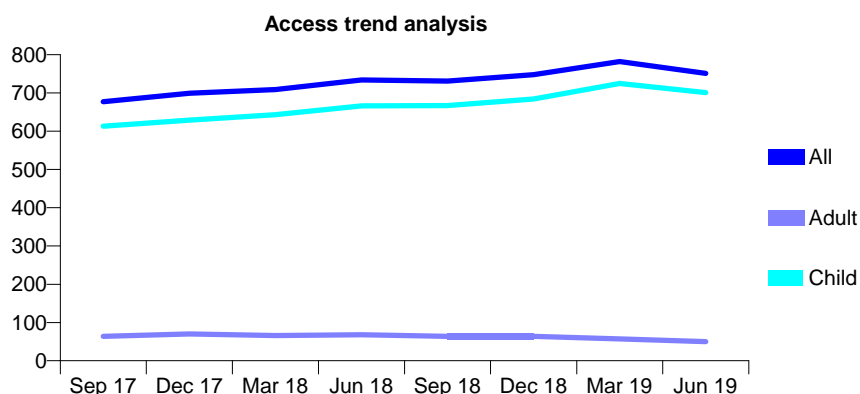
Q69 - Vital Signs At a Glance Contract Report for 257273/0001 - June 2019

Name or company name	MR NP ARNOLD
Contract type name	GDS Contract
Purpose of contract	General
Contract start date	01/04/2006
Contract end date	

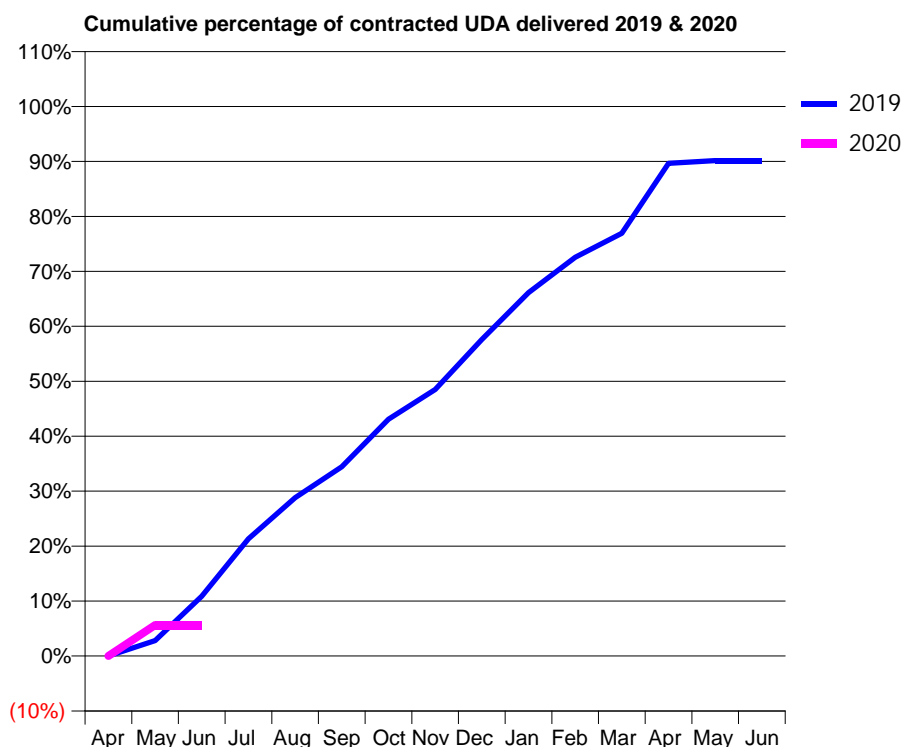
19/20 Contracted general activity (UDA)	1,246
Carry forward general activity (UDA)	0
19/20 Contracted orthodontic activity (UOA)	0
Carry forward orthodontic activity (UOA)	0
Baseline contract value	£24,853.65

ACCESS*

Patients seen in 24 months	Total	Change since previous quarter
Quarter ending June 2018	734	
Quarter ending September 2018	731	→
Quarter ending December 2018	748	↑
Quarter ending March 2019	782	↑
Quarter ending June 2019	751	↓
Variance since June 2018	2.3%	↑



ACTIVITY



Month	Adjusted Scheduled Activity (UDA)	
	2019	2020
April	0	0
May	35	70
June	136	70
July	266	
August	359	
September	429	
October	537	
November	604	
December	718	
January	824	
February	904	
March	958	
April	1,117	
May	1,123	
June	1,123	

QUALITY

	Quantity	Base Number	Contract	AT	Region	England
% of FP17s for the same patient ID Re-attending within 3 months - Children	9	203	4.4%	10.7%	10.6%	11.4%
% of FP17s for the same patient ID Re-attending within 3 months - Adults	0	1	0.0%	14.5%	15.2%	15.4%
% of FP17s for the same patient ID Re-attending between 3 & 9 months - Children	119	203	58.6%	59.2%	62.3%	59.8%
% of FP17s for the same patient ID Re-attending between 3 & 9 months - Adults	0	1	0.0%	49.9%	53.3%	52.1%
% of FP17s for Band 1 Urgent Courses	2	58	3.4%	10.1%	9.7%	9.2%
% of FP17s Relating to Free Repair or Replacements	0	58	0.0%	0.6%	0.6%	0.7%
% of FP17s Relating to Continuations	0	58	0.0%	0.5%	0.8%	0.8%
% of Patients satisfied with the dentistry they have received	0	0	N/A	92.6%	93.4%	93.4%
% of Patients satisfied with the time they had to wait for an appointment	0	0	N/A	85.1%	86.8%	87.6%

* This is based on patients treated on this contract for their most recent course of treatment. Figures in italics indicate the base number of FP17s or Patient Questionnaire responses are less than 100. N/A is shown where the base number of responses is less than 10 during the period. % is calculated as Quantity/Base number*100

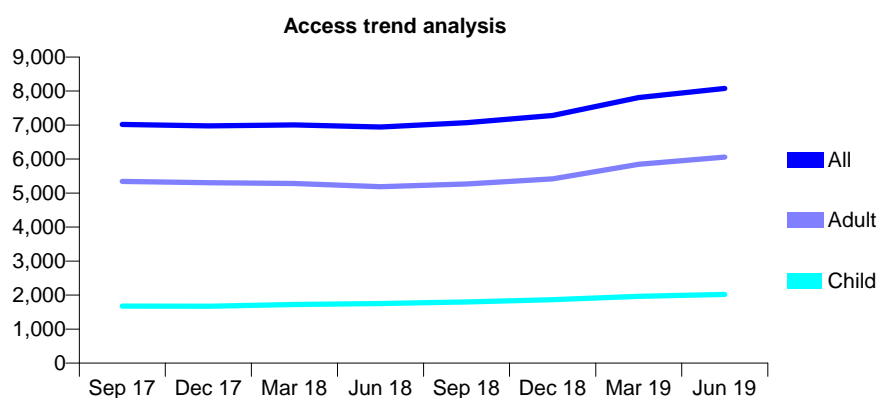
Q69 - Vital Signs At a Glance Contract Report for 258989/0001 - June 2019

Name or company name	Inspire Dental Karishaan Ltd
Contract type name	GDS Contract
Purpose of contract	General
Contract start date	01/04/2006
Contract end date	

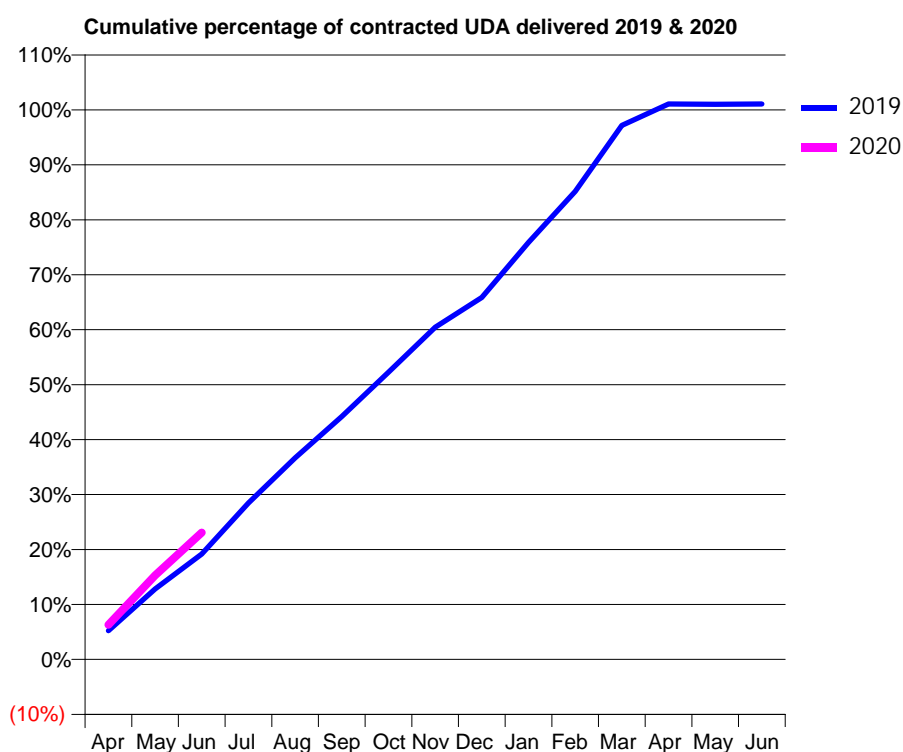
19/20 Contracted general activity (UDA)	19,500
Carry forward general activity (UDA)	0
19/20 Contracted orthodontic activity (UOA)	0
Carry forward orthodontic activity (UOA)	0
Baseline contract value	£628,343.09

ACCESS*

Patients seen in 24 months	Total	Change since previous quarter
Quarter ending June 2018	6,942	
Quarter ending September 2018	7,069	→
Quarter ending December 2018	7,282	↑
Quarter ending March 2019	7,809	↑
Quarter ending June 2019	8,077	↑
Variance since June 2018	16.3%	↑



ACTIVITY



Month	2019	2020
April	1,124	1,231
May	2,749	2,985
June	4,117	4,501
July	6,106	
August	7,869	
September	9,482	
October	11,207	
November	12,965	
December	14,131	
January	16,273	
February	18,267	
March	20,845	
April	21,677	
May	21,665	
June	21,675	

QUALITY

	Quantity	Base Number	Contract	AT	Region	England
% of FP17s for the same patient ID Re-attending within 3 months - Children	46	743	6.2%	10.7%	10.6%	11.4%
% of FP17s for the same patient ID Re-attending within 3 months - Adults	153	1,832	8.4%	14.5%	15.2%	15.4%
% of FP17s for the same patient ID Re-attending between 3 & 9 months - Children	441	743	59.4%	59.2%	62.3%	59.8%
% of FP17s for the same patient ID Re-attending between 3 & 9 months - Adults	983	1,832	53.7%	49.9%	53.3%	52.1%
% of FP17s for Band 1 Urgent Courses	87	2,239	3.9%	10.1%	9.7%	9.2%
% of FP17s Relating to Free Repair or Replacements	6	2,239	0.3%	0.6%	0.6%	0.7%
% of FP17s Relating to Continuations	4	2,239	0.2%	0.5%	0.8%	0.8%
% of Patients satisfied with the dentistry they have received	2	2	N/A	92.6%	93.4%	93.4%
% of Patients satisfied with the time they had to wait for an appointment	1	2	N/A	85.1%	86.8%	87.6%

* This is based on patients treated on this contract for their most recent course of treatment. Figures in italics indicate the base number of FP17s or Patient Questionnaire responses are less than 100. N/A is shown where the base number of responses is less than 10 during the period. % is calculated as Quantity/Base number*100

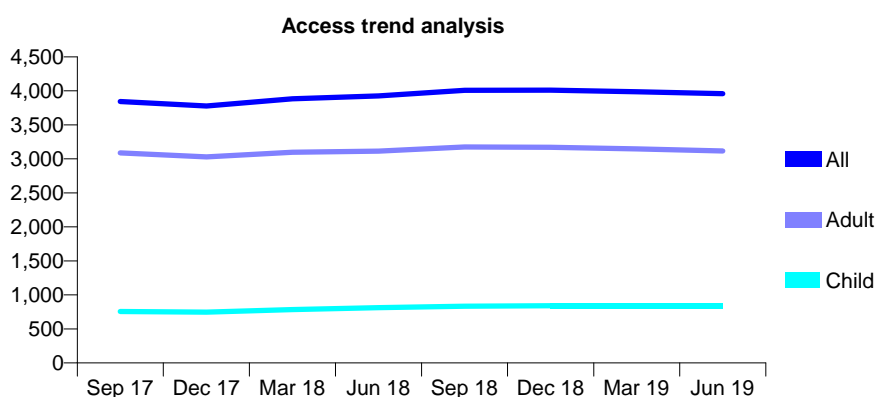
Q69 - Vital Signs At a Glance Contract Report for 263400/0001 - June 2019

Name or company name	MR TP WINDSOR
Contract type name	GDS Contract
Purpose of contract	General
Contract start date	01/04/2006
Contract end date	

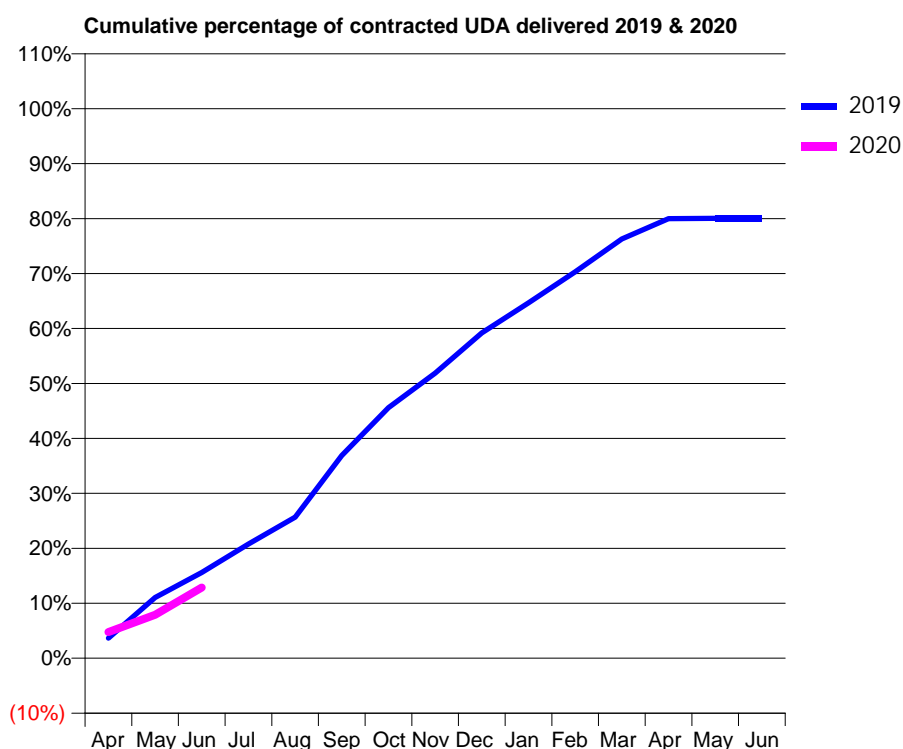
19/20 Contracted general activity (UDA)	12,294
Carry forward general activity (UDA)	0
19/20 Contracted orthodontic activity (UOA)	0
Carry forward orthodontic activity (UOA)	0
Baseline contract value	£300,248.99

ACCESS*

Patients seen in 24 months	Total	Change since previous quarter
Quarter ending June 2018	3,927	
Quarter ending September 2018	4,009	↑
Quarter ending December 2018	4,010	→
Quarter ending March 2019	3,987	→
Quarter ending June 2019	3,957	→
Variance since June 2018	0.8%	→



ACTIVITY



Month	2019	2020
April	449	585
May	1,359	972
June	1,917	1,580
July	2,556	
August	3,156	
September	4,532	
October	5,604	
November	6,380	
December	7,278	
January	7,949	
February	8,645	
March	9,377	
April	9,835	
May	9,841	
June	9,841	

QUALITY

	Quantity	Base Number	Contract	AT	Region	England
% of FP17s for the same patient ID Re-attending within 3 months - Children	14	269	5.2%	10.7%	10.6%	11.4%
% of FP17s for the same patient ID Re-attending within 3 months - Adults	109	883	12.3%	14.5%	15.2%	15.4%
% of FP17s for the same patient ID Re-attending between 3 & 9 months - Children	169	269	62.8%	59.2%	62.3%	59.8%
% of FP17s for the same patient ID Re-attending between 3 & 9 months - Adults	514	883	58.2%	49.9%	53.3%	52.1%
% of FP17s for Band 1 Urgent Courses	70	905	7.7%	10.1%	9.7%	9.2%
% of FP17s Relating to Free Repair or Replacements	3	905	0.3%	0.6%	0.6%	0.7%
% of FP17s Relating to Continuations	0	905	0.0%	0.5%	0.8%	0.8%
% of Patients satisfied with the dentistry they have received	0	0	N/A	92.6%	93.4%	93.4%
% of Patients satisfied with the time they had to wait for an appointment	0	0	N/A	85.1%	86.8%	87.6%

* This is based on patients treated on this contract for their most recent course of treatment.

Figures in italics indicate the base number of FP17s or Patient Questionnaire responses are less than 100. N/A is shown where the base number of responses is less than 10 during the period. % is calculated as Quantity/Base number*100

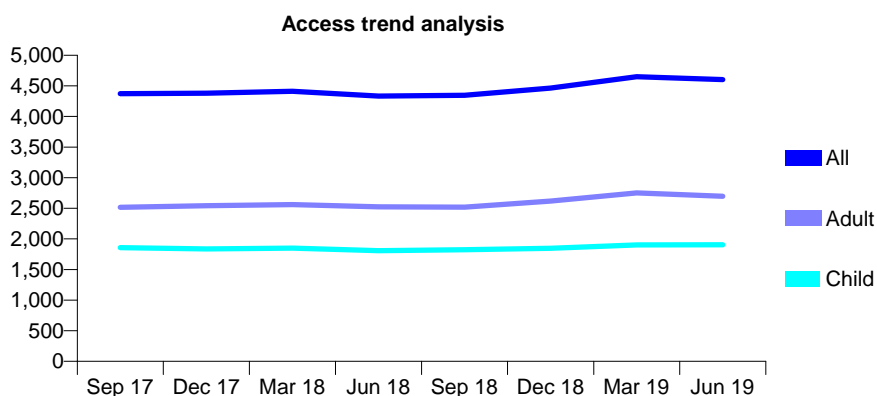
Q69 - Vital Signs At a Glance Contract Report for 269913/0002 - June 2019

Name or company name	MISS NZ ALI
Contract type name	GDS Contract
Purpose of contract	General
Contract start date	01/06/2006
Contract end date	

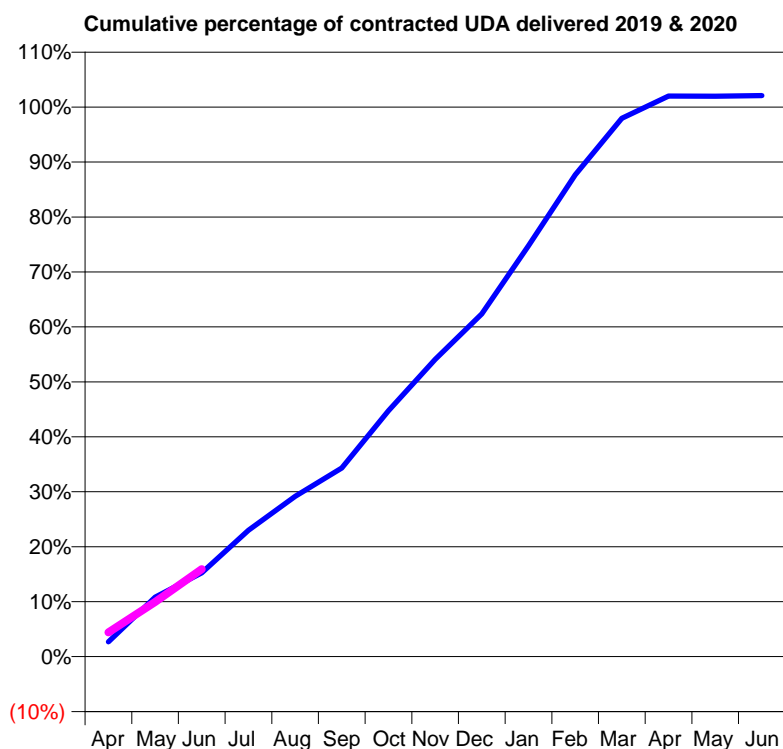
19/20 Contracted general activity (UDA)	12,851
Carry forward general activity (UDA)	0
19/20 Contracted orthodontic activity (UOA)	0
Carry forward orthodontic activity (UOA)	0
Baseline contract value	£398,541.73

ACCESS*

Patients seen in 24 months	Total	Change since previous quarter
Quarter ending June 2018	4,332	
Quarter ending September 2018	4,345	→
Quarter ending December 2018	4,464	↑
Quarter ending March 2019	4,651	↑
Quarter ending June 2019	4,602	↓
Variance since June 2018	6.2%	↑



ACTIVITY



Month	Adjusted Scheduled Activity (UDA)	
	2019	2020
April	379	565
May	1,514	1,281
June	2,136	2,045
July	3,219	
August	4,083	
September	4,809	
October	6,268	
November	7,579	
December	8,737	
January	10,476	
February	12,281	
March	13,722	
April	14,287	
May	14,286	
June	14,298	

QUALITY

	Quantity	Base Number	Contract	AT	Region	England
% of FP17s for the same patient ID Re-attending within 3 months - Children	50	502	10.0%	10.7%	10.6%	11.4%
% of FP17s for the same patient ID Re-attending within 3 months - Adults	124	524	23.7%	14.5%	15.2%	15.4%
% of FP17s for the same patient ID Re-attending between 3 & 9 months - Children	191	502	38.0%	59.2%	62.3%	59.8%
% of FP17s for the same patient ID Re-attending between 3 & 9 months - Adults	166	524	31.7%	49.9%	53.3%	52.1%
% of FP17s for Band 1 Urgent Courses	180	825	21.8%	10.1%	9.7%	9.2%
% of FP17s Relating to Free Repair or Replacements	7	825	0.8%	0.6%	0.6%	0.7%
% of FP17s Relating to Continuations	0	825	0.0%	0.5%	0.8%	0.8%
% of Patients satisfied with the dentistry they have received	4	4	N/A	92.6%	93.4%	93.4%
% of Patients satisfied with the time they had to wait for an appointment	4	4	N/A	85.1%	86.8%	87.6%

* This is based on patients treated on this contract for their most recent course of treatment. Figures in italics indicate the base number of FP17s or Patient Questionnaire responses are less than 100. N/A is shown where the base number of responses is less than 10 during the period. % is calculated as Quantity/Base number*100

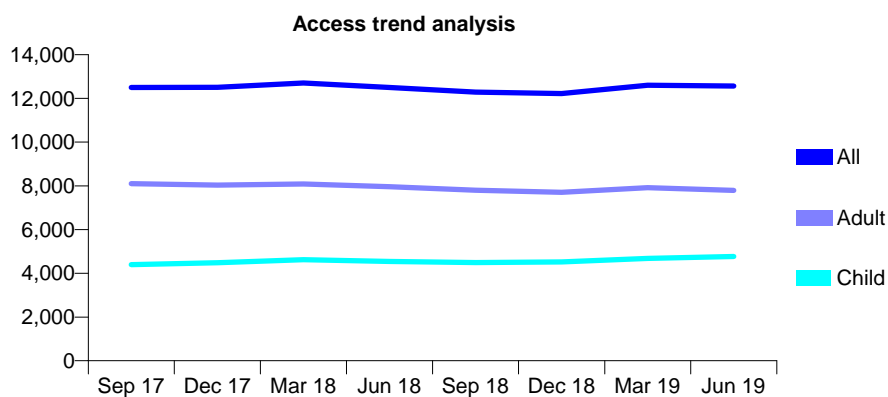
Q69 - Vital Signs At a Glance Contract Report for 270563/0001 - June 2019

Name or company name	MR RS DHARWAR
Contract type name	GDS Contract
Purpose of contract	General
Contract start date	01/04/2006
Contract end date	

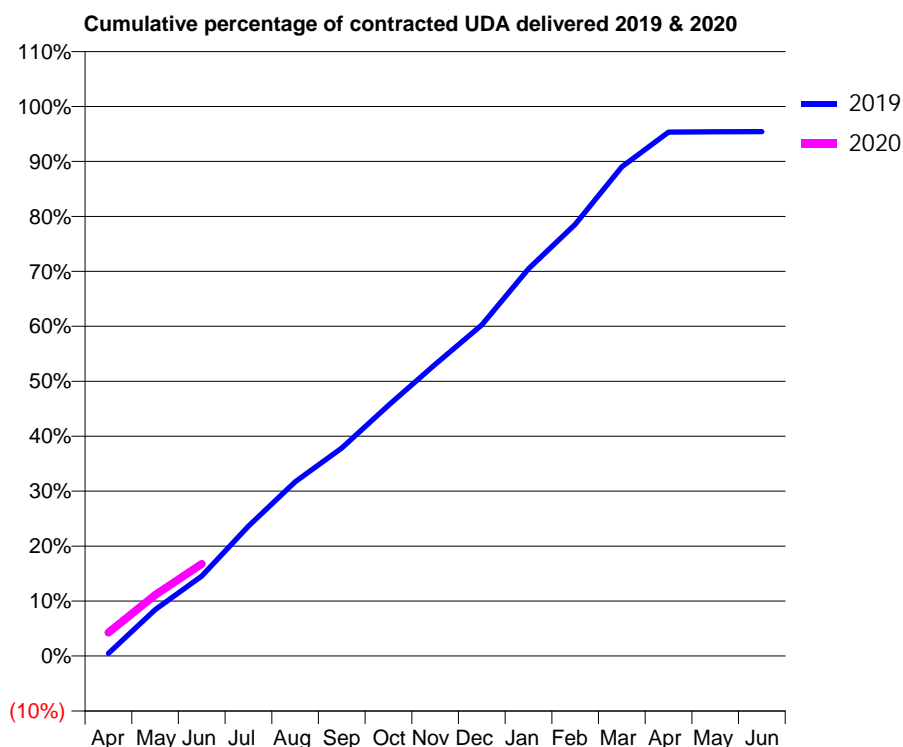
19/20 Contracted general activity (UDA)	31,189
Carry forward general activity (UDA)	0
19/20 Contracted orthodontic activity (UOA)	0
Carry forward orthodontic activity (UOA)	0
Baseline contract value	£825,999.15

ACCESS*

Patients seen in 24 months	Total	Change since previous quarter
Quarter ending June 2018	12,502	
Quarter ending September 2018	12,289	↓
Quarter ending December 2018	12,224	→
Quarter ending March 2019	12,599	↑
Quarter ending June 2019	12,562	→
Variance since June 2018	0.5%	→



ACTIVITY



Month	Adjusted Scheduled Activity (UDA)	
	2019	2020
April	153	1,332
May	2,631	3,462
June	4,534	5,225
July	7,366	
August	9,889	
September	11,803	
October	14,226	
November	16,556	
December	18,786	
January	21,979	
February	24,506	
March	27,756	
April	29,731	
May	29,748	
June	29,762	

QUALITY

	Quantity	Base Number	Contract	AT	Region	England
% of FP17s for the same patient ID Re-attending within 3 months - Children	95	1,667	5.7%	10.7%	10.6%	11.4%
% of FP17s for the same patient ID Re-attending within 3 months - Adults	316	2,252	14.0%	14.5%	15.2%	15.4%
% of FP17s for the same patient ID Re-attending between 3 & 9 months - Children	919	1,667	55.1%	59.2%	62.3%	59.8%
% of FP17s for the same patient ID Re-attending between 3 & 9 months - Adults	1,110	2,252	49.3%	49.9%	53.3%	52.1%
% of FP17s for Band 1 Urgent Courses	242	2,864	8.4%	10.1%	9.7%	9.2%
% of FP17s Relating to Free Repair or Replacements	24	2,864	0.8%	0.6%	0.6%	0.7%
% of FP17s Relating to Continuations	7	2,864	0.2%	0.5%	0.8%	0.8%
% of Patients satisfied with the dentistry they have received	3	3	N/A	92.6%	93.4%	93.4%
% of Patients satisfied with the time they had to wait for an appointment	1	3	N/A	85.1%	86.8%	87.6%

* This is based on patients treated on this contract for their most recent course of treatment. Figures in italics indicate the base number of FP17s or Patient Questionnaire responses are less than 100. N/A is shown where the base number of responses is less than 10 during the period. % is calculated as Quantity/Base number*100

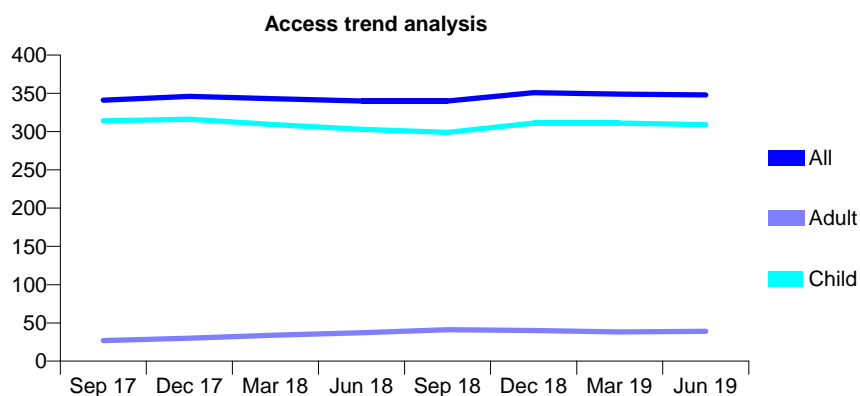
Q69 - Vital Signs At a Glance Contract Report for 272558/0001 - June 2019

Name or company name	MRS OF QADEER
Contract type name	GDS Contract
Purpose of contract	General
Contract start date	04/09/2012
Contract end date	

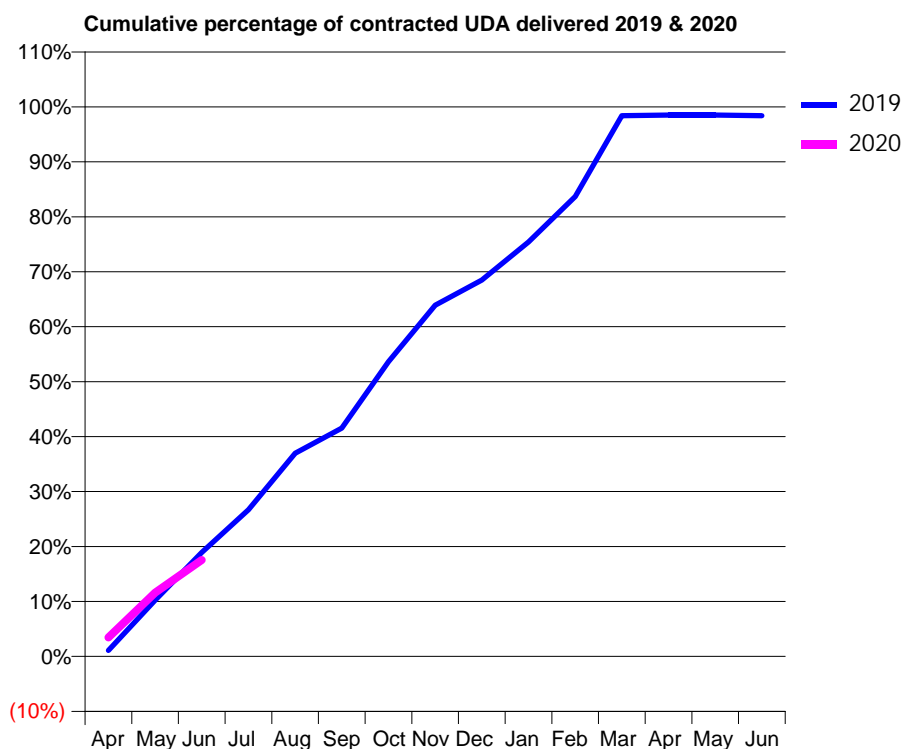
19/20 Contracted general activity (UDA)	809
Carry forward general activity (UDA)	0
19/20 Contracted orthodontic activity (UOA)	0
Carry forward orthodontic activity (UOA)	0
Baseline contract value	£23,826.42

ACCESS*

Patients seen in 24 months	Total	Change since previous quarter
Quarter ending June 2018	340	
Quarter ending September 2018	340	→
Quarter ending December 2018	351	↑
Quarter ending March 2019	349	→
Quarter ending June 2019	348	→
Variance since June 2018	2.4%	↑



ACTIVITY



Month	2019	2020
April	9	28
May	83	94
June	153	142
July	216	
August	299	
September	336	
October	434	
November	517	
December	554	
January	610	
February	677	
March	796	
April	797	
May	797	
June	796	

QUALITY

	Quantity	Base Number	Contract	AT	Region	England
% of FP17s for the same patient ID Re-attending within 3 months - Children	3	123	2.4%	10.7%	10.6%	11.4%
% of FP17s for the same patient ID Re-attending within 3 months - Adults	0	3	0.0%	14.5%	15.2%	15.4%
% of FP17s for the same patient ID Re-attending between 3 & 9 months - Children	95	123	77.2%	59.2%	62.3%	59.8%
% of FP17s for the same patient ID Re-attending between 3 & 9 months - Adults	2	3	66.7%	49.9%	53.3%	52.1%
% of FP17s for Band 1 Urgent Courses	0	126	0.0%	10.1%	9.7%	9.2%
% of FP17s Relating to Free Repair or Replacements	0	126	0.0%	0.6%	0.6%	0.7%
% of FP17s Relating to Continuations	0	126	0.0%	0.5%	0.8%	0.8%
% of Patients satisfied with the dentistry they have received	0	0	N/A	92.6%	93.4%	93.4%
% of Patients satisfied with the time they had to wait for an appointment	0	0	N/A	85.1%	86.8%	87.6%

* This is based on patients treated on this contract for their most recent course of treatment. Figures in italics indicate the base number of FP17s or Patient Questionnaire responses are less than 100. N/A is shown where the base number of responses is less than 10 during the period. % is calculated as Quantity/Base number*100

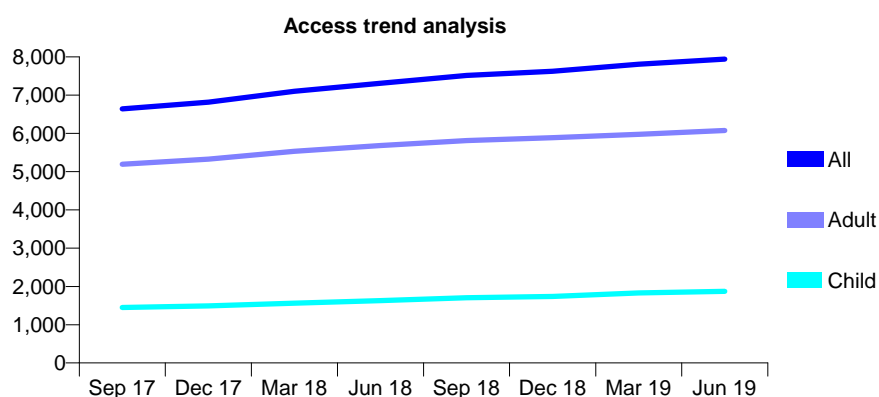
Q69 - Vital Signs At a Glance Contract Report for 272728/0001 - June 2019

Name or company name	MRS RK DHARWAR
Contract type name	GDS Contract
Purpose of contract	General
Contract start date	01/02/2011
Contract end date	

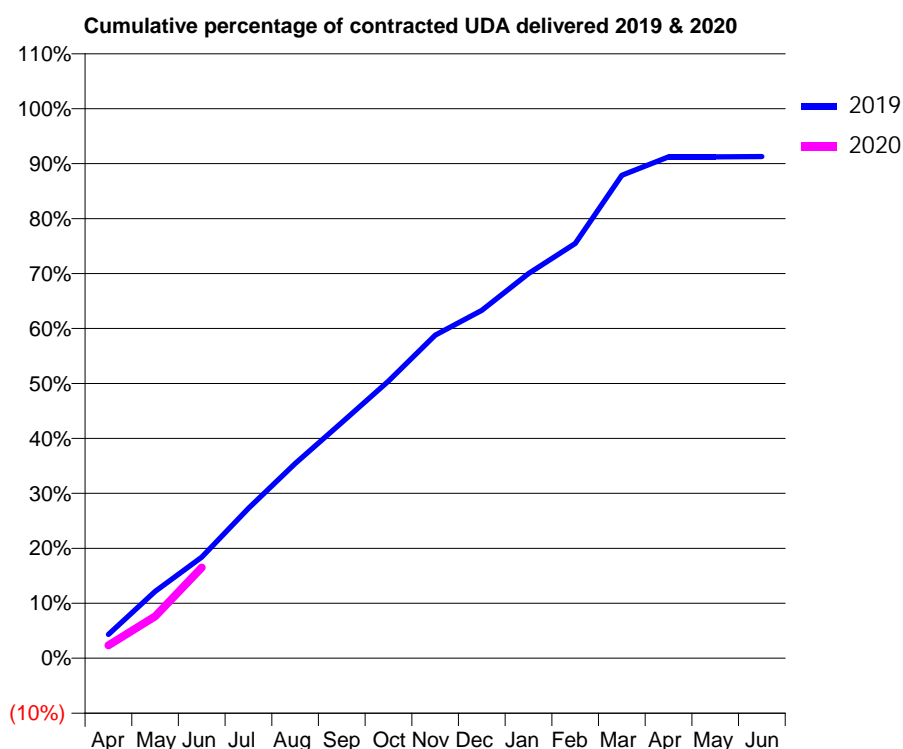
19/20 Contracted general activity (UDA)	22,500
Carry forward general activity (UDA)	0
19/20 Contracted orthodontic activity (UOA)	0
Carry forward orthodontic activity (UOA)	0
Baseline contract value	£579,476.98

ACCESS*

Patients seen in 24 months	Total	Change since previous quarter
Quarter ending June 2018	7,312	
Quarter ending September 2018	7,515	↑
Quarter ending December 2018	7,624	→
Quarter ending March 2019	7,808	↑
Quarter ending June 2019	7,944	→
Variance since June 2018	8.6%	↑



ACTIVITY



Month	2019	2020
April	976	528
May	2,737	1,711
June	4,142	3,708
July	6,133	
August	7,977	
September	9,649	
October	11,351	
November	13,225	
December	14,241	
January	15,751	
February	16,985	
March	19,774	
April	20,526	
May	20,529	
June	20,536	

QUALITY

	Quantity	Base Number	Contract	AT	Region	England
% of FP17s for the same patient ID Re-attending within 3 months - Children	49	602	8.1%	10.7%	10.6%	11.4%
% of FP17s for the same patient ID Re-attending within 3 months - Adults	208	1,888	11.0%	14.5%	15.2%	15.4%
% of FP17s for the same patient ID Re-attending between 3 & 9 months - Children	415	602	68.9%	59.2%	62.3%	59.8%
% of FP17s for the same patient ID Re-attending between 3 & 9 months - Adults	1,137	1,888	60.2%	49.9%	53.3%	52.1%
% of FP17s for Band 1 Urgent Courses	181	2,105	8.6%	10.1%	9.7%	9.2%
% of FP17s Relating to Free Repair or Replacements	6	2,105	0.3%	0.6%	0.6%	0.7%
% of FP17s Relating to Continuations	10	2,105	0.5%	0.5%	0.8%	0.8%
% of Patients satisfied with the dentistry they have received	6	7	N/A	92.6%	93.4%	93.4%
% of Patients satisfied with the time they had to wait for an appointment	6	7	N/A	85.1%	86.8%	87.6%

* This is based on patients treated on this contract for their most recent course of treatment.

Figures in italics indicate the base number of FP17s or Patient Questionnaire responses are less than 100. N/A is shown where the base number of responses is less than 10 during the period. % is calculated as Quantity/Base number*100

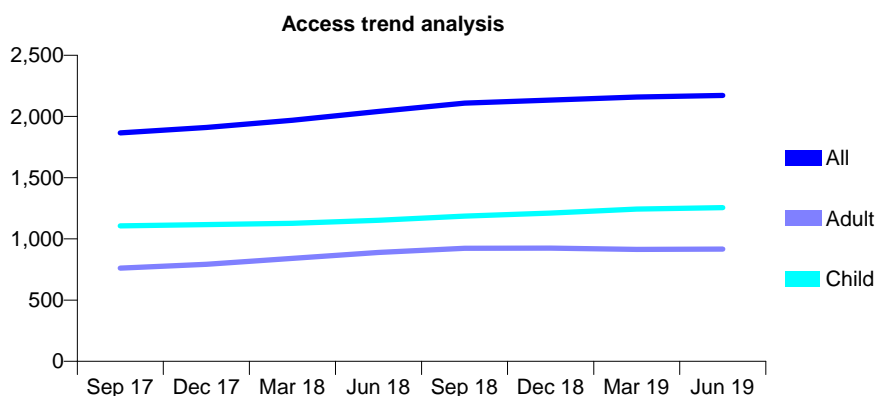
Q69 - Vital Signs At a Glance Contract Report for 278637/0001 - June 2019

Name or company name	Your Dentist Didcot Ltd
Contract type name	GDS Contract
Purpose of contract	General
Contract start date	01/02/2012
Contract end date	

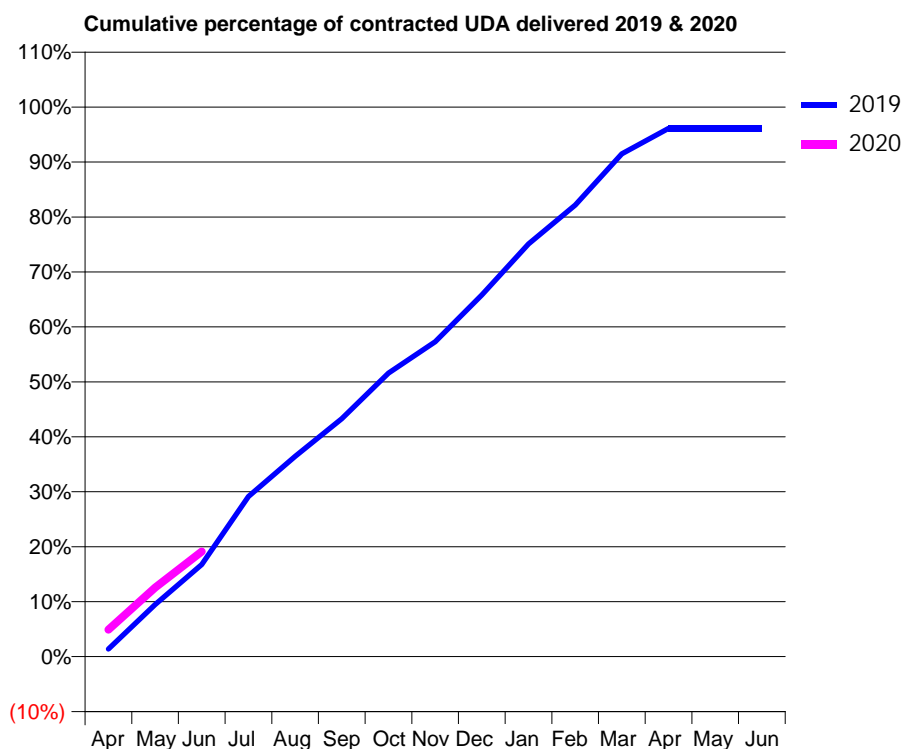
19/20 Contracted general activity (UDA)	5,500
Carry forward general activity (UDA)	0
19/20 Contracted orthodontic activity (UOA)	0
Carry forward orthodontic activity (UOA)	0
Baseline contract value	£136,554.55

ACCESS*

Patients seen in 24 months	Total	Change since previous quarter
Quarter ending June 2018	2,041	
Quarter ending September 2018	2,109	↑
Quarter ending December 2018	2,135	→
Quarter ending March 2019	2,158	→
Quarter ending June 2019	2,172	→
Variance since June 2018	6.4%	↑



ACTIVITY



Month	Adjusted Scheduled Activity (UDA)	
	2019	2020
April	77	271
May	522	692
June	921	1,053
July	1,602	
August	2,004	
September	2,381	
October	2,838	
November	3,152	
December	3,619	
January	4,130	
February	4,518	
March	5,031	
April	5,286	
May	5,286	
June	5,287	

QUALITY

	Quantity	Base Number	Contract	AT	Region	England
% of FP17s for the same patient ID Re-attending within 3 months - Children	25	446	5.6%	10.7%	10.6%	11.4%
% of FP17s for the same patient ID Re-attending within 3 months - Adults	41	295	13.9%	14.5%	15.2%	15.4%
% of FP17s for the same patient ID Re-attending between 3 & 9 months - Children	280	446	62.8%	59.2%	62.3%	59.8%
% of FP17s for the same patient ID Re-attending between 3 & 9 months - Adults	160	295	54.2%	49.9%	53.3%	52.1%
% of FP17s for Band 1 Urgent Courses	55	653	8.4%	10.1%	9.7%	9.2%
% of FP17s Relating to Free Repair or Replacements	1	653	0.2%	0.6%	0.6%	0.7%
% of FP17s Relating to Continuations	0	653	0.0%	0.5%	0.8%	0.8%
% of Patients satisfied with the dentistry they have received	0	0	N/A	92.6%	93.4%	93.4%
% of Patients satisfied with the time they had to wait for an appointment	0	0	N/A	85.1%	86.8%	87.6%

* This is based on patients treated on this contract for their most recent course of treatment. Figures in italics indicate the base number of FP17s or Patient Questionnaire responses are less than 100. N/A is shown where the base number of responses is less than 10 during the period. % is calculated as Quantity/Base number*100

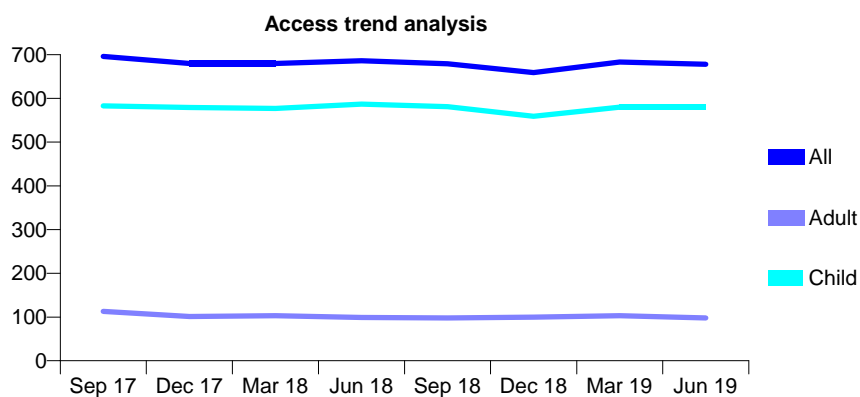
Q69 - Vital Signs At a Glance Contract Report for 279978/0002 - June 2019

Name or company name	MR AG PAUL
Contract type name	GDS Contract
Purpose of contract	General
Contract start date	19/01/2015
Contract end date	

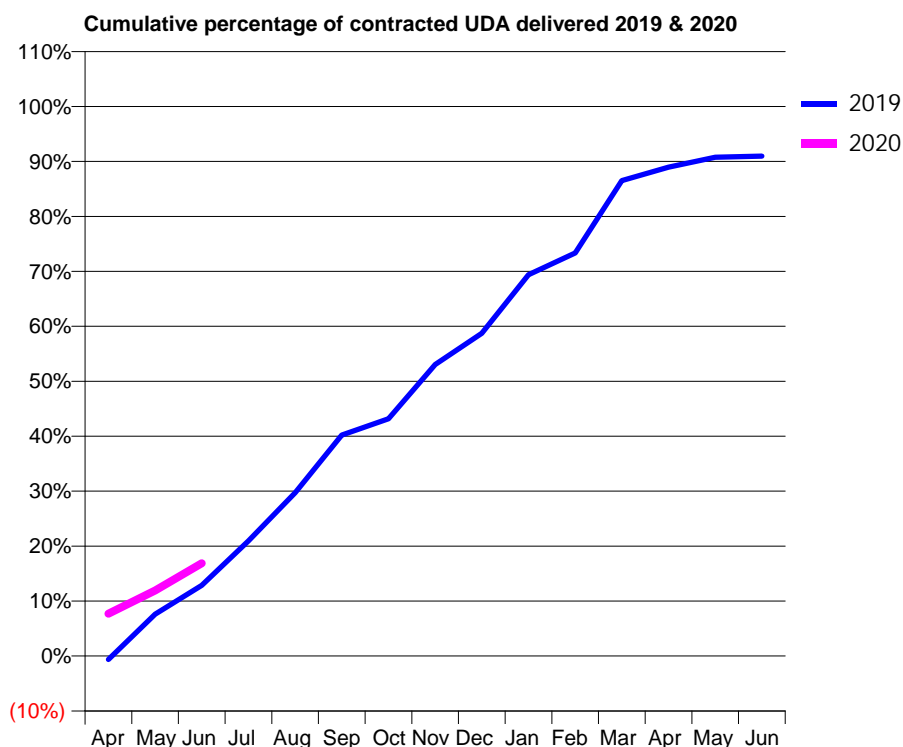
19/20 Contracted general activity (UDA)	2,000
Carry forward general activity (UDA)	0
19/20 Contracted orthodontic activity (UOA)	0
Carry forward orthodontic activity (UOA)	0
Baseline contract value	£53,453.45

ACCESS*

Patients seen in 24 months	Total	Change since previous quarter
Quarter ending June 2018	686	
Quarter ending September 2018	679	↓
Quarter ending December 2018	659	↓
Quarter ending March 2019	683	↑
Quarter ending June 2019	678	→
Variance since June 2018	(1.2%)	↓



ACTIVITY



Month	Adjusted Scheduled Activity (UDA)	
	2019	2020
April	-13	154
May	152	239
June	257	337
July	419	
August	594	
September	804	
October	864	
November	1,061	
December	1,175	
January	1,388	
February	1,467	
March	1,730	
April	1,779	
May	1,815	
June	1,819	

QUALITY

	Quantity	Base Number	Contract	AT	Region	England
% of FP17s for the same patient ID Re-attending within 3 months - Children	22	246	8.9%	10.7%	10.6%	11.4%
% of FP17s for the same patient ID Re-attending within 3 months - Adults	0	13	0.0%	14.5%	15.2%	15.4%
% of FP17s for the same patient ID Re-attending between 3 & 9 months - Children	181	246	73.6%	59.2%	62.3%	59.8%
% of FP17s for the same patient ID Re-attending between 3 & 9 months - Adults	8	13	61.5%	49.9%	53.3%	52.1%
% of FP17s for Band 1 Urgent Courses	7	209	3.3%	10.1%	9.7%	9.2%
% of FP17s Relating to Free Repair or Replacements	0	209	0.0%	0.6%	0.6%	0.7%
% of FP17s Relating to Continuations	0	209	0.0%	0.5%	0.8%	0.8%
% of Patients satisfied with the dentistry they have received	0	0	N/A	92.6%	93.4%	93.4%
% of Patients satisfied with the time they had to wait for an appointment	0	0	N/A	85.1%	86.8%	87.6%

* This is based on patients treated on this contract for their most recent course of treatment. Figures in italics indicate the base number of FP17s or Patient Questionnaire responses are less than 100. N/A is shown where the base number of responses is less than 10 during the period. % is calculated as Quantity/Base number*100

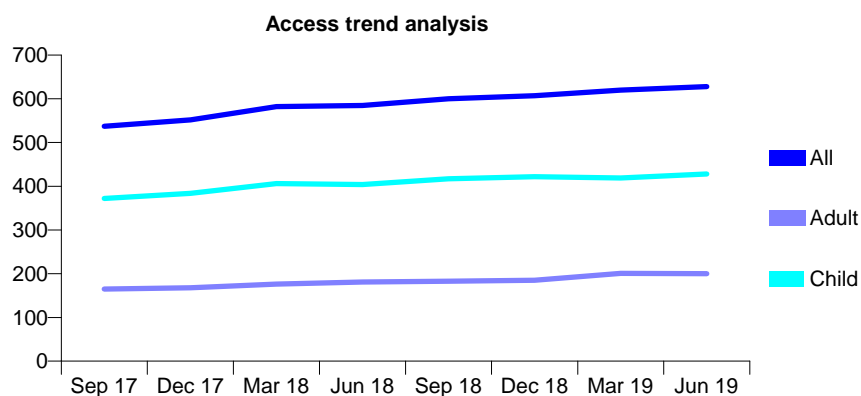
Q69 - Vital Signs At a Glance Contract Report for 289442/0003 - June 2019

Name or company name	Mr Ahmed Alshafi
Contract type name	GDS Contract
Purpose of contract	General
Contract start date	02/04/2013
Contract end date	

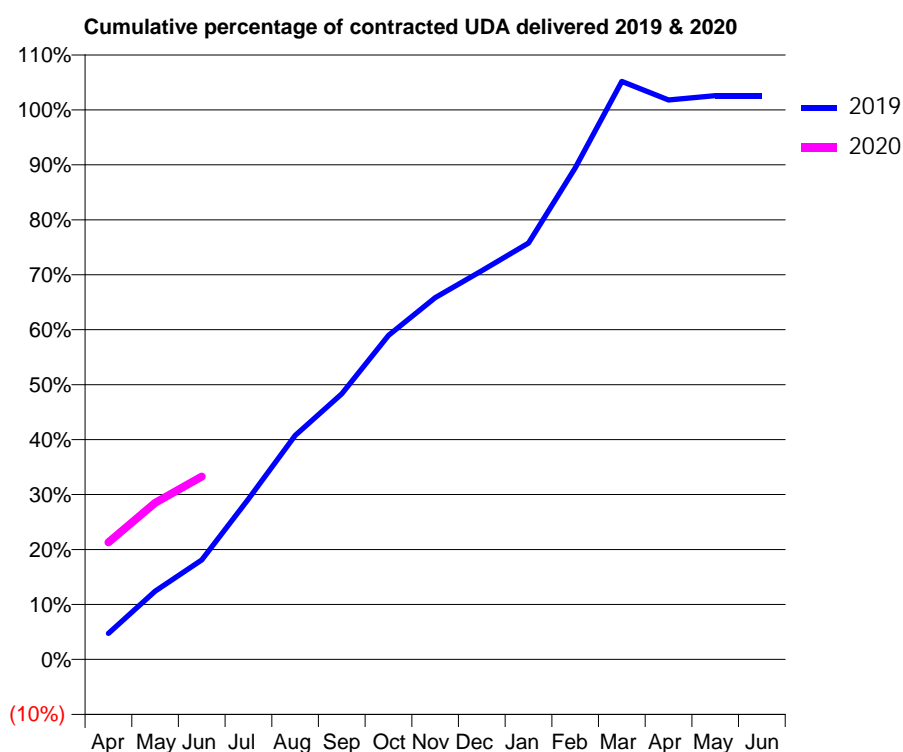
19/20 Contracted general activity (UDA)	1,500
Carry forward general activity (UDA)	0
19/20 Contracted orthodontic activity (UOA)	0
Carry forward orthodontic activity (UOA)	0
Baseline contract value	£33,902.71

ACCESS*

Patients seen in 24 months	Total	Change since previous quarter
Quarter ending June 2018	585	
Quarter ending September 2018	600	↑
Quarter ending December 2018	607	→
Quarter ending March 2019	620	↑
Quarter ending June 2019	628	→
Variance since June 2018	7.4%	↑



ACTIVITY



Month	2019	2020
April	71	319
May	186	427
June	271	499
July	438	
August	611	
September	725	
October	884	
November	987	
December	1,061	
January	1,137	
February	1,342	
March	1,578	
April	1,527	
May	1,539	
June	1,539	

QUALITY

	Quantity	Base Number	Contract	AT	Region	England
% of FP17s for the same patient ID Re-attending within 3 months - Children	13	176	7.4%	10.7%	10.6%	11.4%
% of FP17s for the same patient ID Re-attending within 3 months - Adults	9	40	22.5%	14.5%	15.2%	15.4%
% of FP17s for the same patient ID Re-attending between 3 & 9 months - Children	109	176	61.9%	59.2%	62.3%	59.8%
% of FP17s for the same patient ID Re-attending between 3 & 9 months - Adults	9	40	22.5%	49.9%	53.3%	52.1%
% of FP17s for Band 1 Urgent Courses	11	226	4.9%	10.1%	9.7%	9.2%
% of FP17s Relating to Free Repair or Replacements	2	226	0.9%	0.6%	0.6%	0.7%
% of FP17s Relating to Continuations	0	226	0.0%	0.5%	0.8%	0.8%
% of Patients satisfied with the dentistry they have received	0	0	N/A	92.6%	93.4%	93.4%
% of Patients satisfied with the time they had to wait for an appointment	0	0	N/A	85.1%	86.8%	87.6%

* This is based on patients treated on this contract for their most recent course of treatment. Figures in italics indicate the base number of FP17s or Patient Questionnaire responses are less than 100. N/A is shown where the base number of responses is less than 10 during the period. % is calculated as Quantity/Base number*100

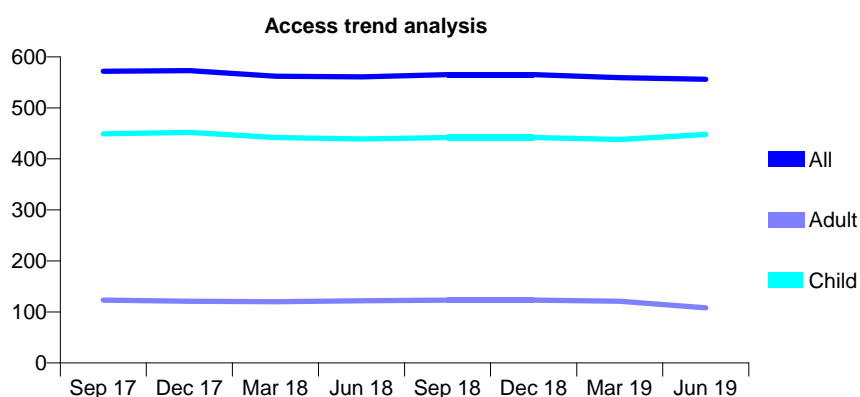
Q69 - Vital Signs At a Glance Contract Report for 302201/0002 - June 2019

Name or company name	Noel Douglas Hatton and Andrew D McDon
Contract type name	GDS Contract
Purpose of contract	General
Contract start date	17/06/2013
Contract end date	

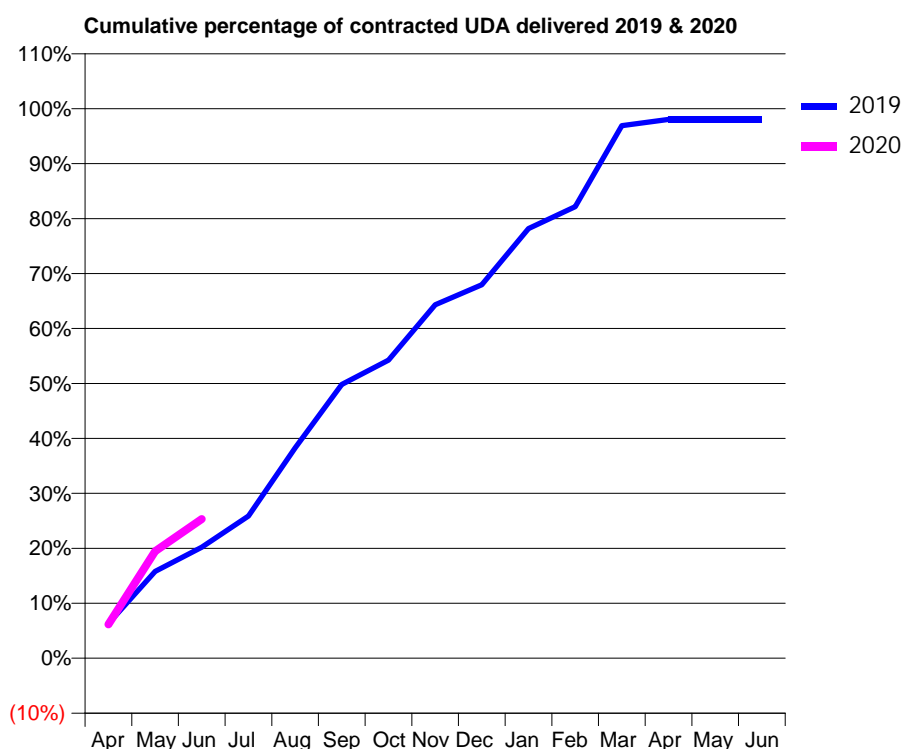
19/20 Contracted general activity (UDA)	1,233
Carry forward general activity (UDA)	0
19/20 Contracted orthodontic activity (UOA)	0
Carry forward orthodontic activity (UOA)	0
Baseline contract value	£28,388.17

ACCESS*

Patients seen in 24 months	Total	Change since previous quarter
Quarter ending June 2018	561	
Quarter ending September 2018	565	→
Quarter ending December 2018	565	→
Quarter ending March 2019	559	↓
Quarter ending June 2019	556	→
Variance since June 2018	(0.9%)	→



ACTIVITY



Month	2019	2020
April	78	76
May	195	240
June	249	312
July	319	
August	472	
September	614	
October	669	
November	793	
December	838	
January	964	
February	1,013	
March	1,195	
April	1,209	
May	1,209	
June	1,209	

QUALITY

	Quantity	Base Number	Contract	AT	Region	England
% of FP17s for the same patient ID Re-attending within 3 months - Children	13	202	6.4%	10.7%	10.6%	11.4%
% of FP17s for the same patient ID Re-attending within 3 months - Adults	0	13	0.0%	14.5%	15.2%	15.4%
% of FP17s for the same patient ID Re-attending between 3 & 9 months - Children	131	202	64.9%	59.2%	62.3%	59.8%
% of FP17s for the same patient ID Re-attending between 3 & 9 months - Adults	11	13	84.6%	49.9%	53.3%	52.1%
% of FP17s for Band 1 Urgent Courses	1	194	0.5%	10.1%	9.7%	9.2%
% of FP17s Relating to Free Repair or Replacements	0	194	0.0%	0.6%	0.6%	0.7%
% of FP17s Relating to Continuations	0	194	0.0%	0.5%	0.8%	0.8%
% of Patients satisfied with the dentistry they have received	0	0	N/A	92.6%	93.4%	93.4%
% of Patients satisfied with the time they had to wait for an appointment	0	0	N/A	85.1%	86.8%	87.6%

* This is based on patients treated on this contract for their most recent course of treatment.

Figures in italics indicate the base number of FP17s or Patient Questionnaire responses are less than 100. N/A is shown where the base number of responses is less than 10 during the period. % is calculated as Quantity/Base number*100

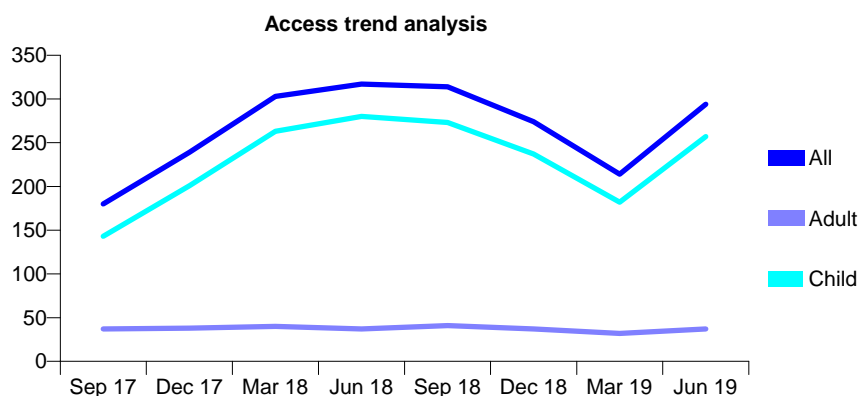
Q69 - Vital Signs At a Glance Contract Report for 308242/0001 - June 2019

Name or company name	Dr Balaji
Contract type name	GDS Contract
Purpose of contract	General
Contract start date	01/04/2006
Contract end date	

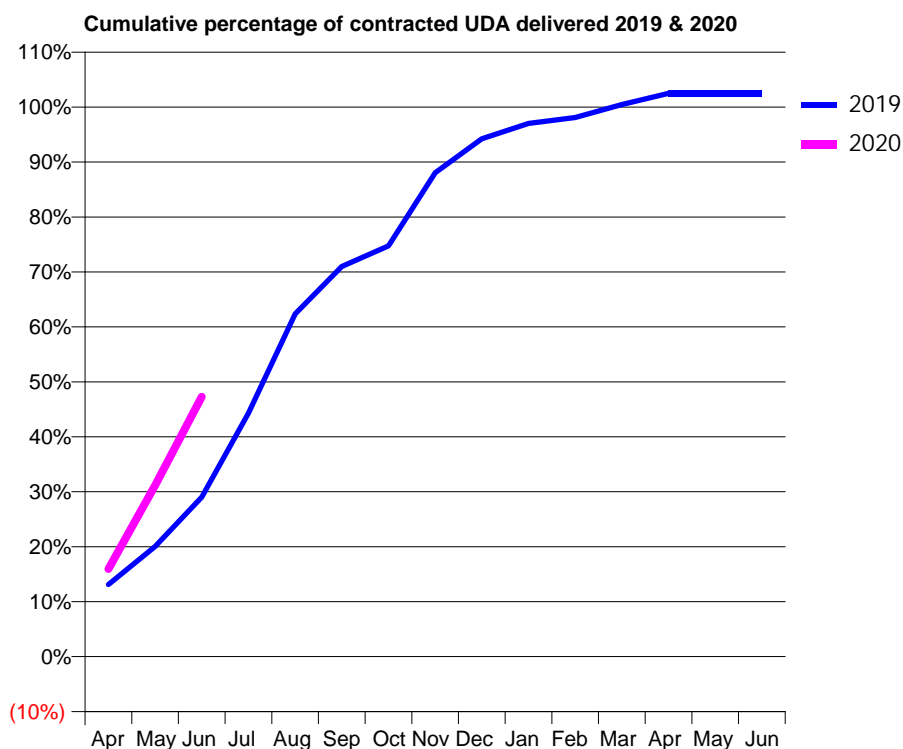
19/20 Contracted general activity (UDA)	360
Carry forward general activity (UDA)	0
19/20 Contracted orthodontic activity (UOA)	0
Carry forward orthodontic activity (UOA)	0
Baseline contract value	£9,821.13

ACCESS*

Patients seen in 24 months	Total	Change since previous quarter
Quarter ending June 2018	317	
Quarter ending September 2018	314	→
Quarter ending December 2018	274	↓
Quarter ending March 2019	214	↓
Quarter ending June 2019	294	↑
Variance since June 2018	(7.3%)	↓



ACTIVITY



Month	Adjusted Scheduled Activity (UDA)	
	2019	2020
April	47	57
May	72	112
June	104	170
July	160	
August	225	
September	256	
October	269	
November	317	
December	339	
January	349	
February	353	
March	362	
April	369	
May	369	
June	369	

QUALITY

	Quantity	Base Number	Contract	AT	Region	England
% of FP17s for the same patient ID Re-attending within 3 months - Children	5	153	3.3%	10.7%	10.6%	11.4%
% of FP17s for the same patient ID Re-attending within 3 months - Adults	0	5	0.0%	14.5%	15.2%	15.4%
% of FP17s for the same patient ID Re-attending between 3 & 9 months - Children	46	153	30.1%	59.2%	62.3%	59.8%
% of FP17s for the same patient ID Re-attending between 3 & 9 months - Adults	0	5	0.0%	49.9%	53.3%	52.1%
% of FP17s for Band 1 Urgent Courses	6	151	4.0%	10.1%	9.7%	9.2%
% of FP17s Relating to Free Repair or Replacements	0	151	0.0%	0.6%	0.6%	0.7%
% of FP17s Relating to Continuations	0	151	0.0%	0.5%	0.8%	0.8%
% of Patients satisfied with the dentistry they have received	0	0	N/A	92.6%	93.4%	93.4%
% of Patients satisfied with the time they had to wait for an appointment	0	0	N/A	85.1%	86.8%	87.6%

* This is based on patients treated on this contract for their most recent course of treatment. Figures in italics indicate the base number of FP17s or Patient Questionnaire responses are less than 100. N/A is shown where the base number of responses is less than 10 during the period. % is calculated as Quantity/Base number*100

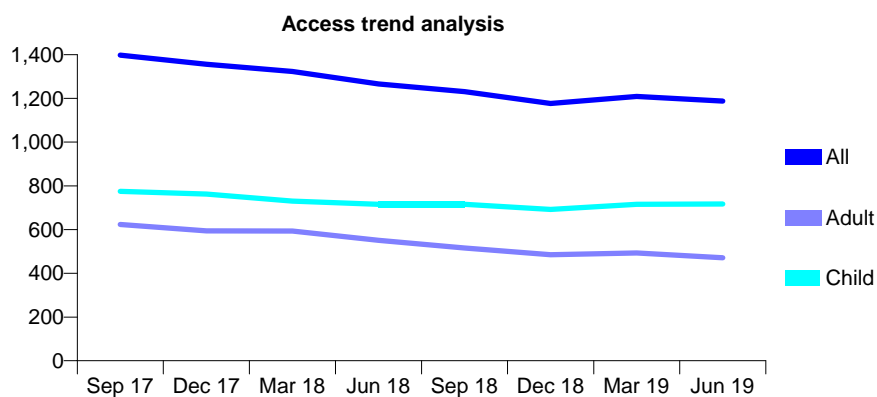
Q69 - Vital Signs At a Glance Contract Report for 318833/0001 - June 2019

Name or company name	JS and NS Roopra
Contract type name	GDS Contract
Purpose of contract	General
Contract start date	01/04/2006
Contract end date	

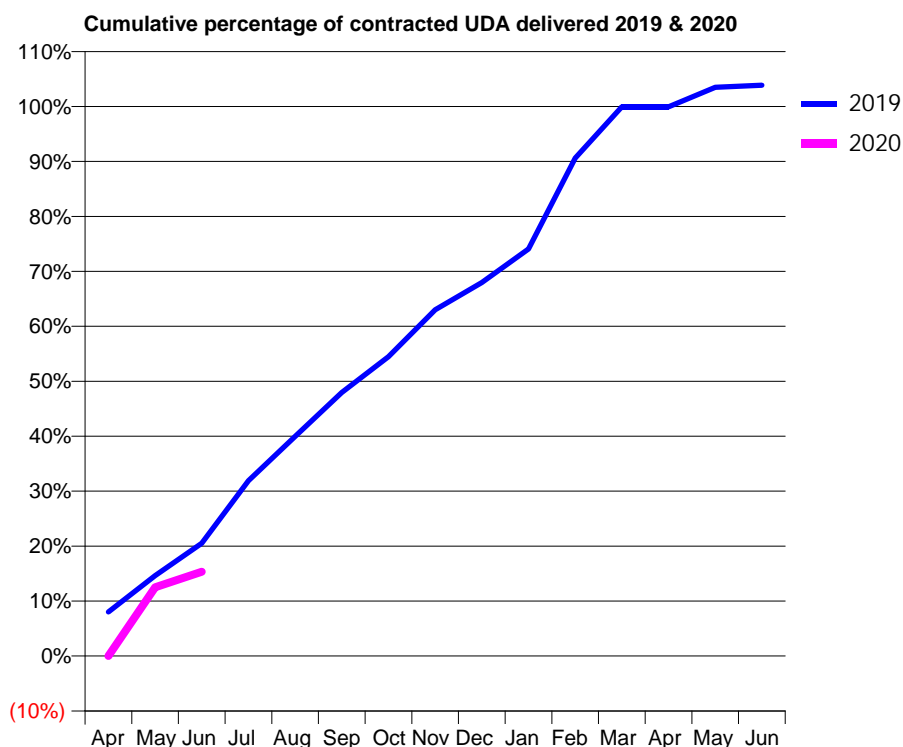
19/20 Contracted general activity (UDA)	2,969
Carry forward general activity (UDA)	0
19/20 Contracted orthodontic activity (UOA)	0
Carry forward orthodontic activity (UOA)	0
Baseline contract value	£58,213.70

ACCESS*

Patients seen in 24 months	Total	Change since previous quarter
Quarter ending June 2018	1,266	
Quarter ending September 2018	1,231	↓
Quarter ending December 2018	1,177	↓
Quarter ending March 2019	1,209	↑
Quarter ending June 2019	1,188	↓
Variance since June 2018	(6.2%)	↓



ACTIVITY



Month	Adjusted Scheduled Activity (UDA)	
	2019	2020
April	250	0
May	456	371
June	639	455
July	994	
August	1,246	
September	1,495	
October	1,698	
November	1,964	
December	2,118	
January	2,309	
February	2,824	
March	3,114	
April	3,114	
May	3,226	
June	3,238	

QUALITY

	Quantity	Base Number	Contract	AT	Region	England
% of FP17s for the same patient ID Re-attending within 3 months - Children	14	199	7.0%	10.7%	10.6%	11.4%
% of FP17s for the same patient ID Re-attending within 3 months - Adults	8	84	9.5%	14.5%	15.2%	15.4%
% of FP17s for the same patient ID Re-attending between 3 & 9 months - Children	115	199	57.8%	59.2%	62.3%	59.8%
% of FP17s for the same patient ID Re-attending between 3 & 9 months - Adults	40	84	47.6%	49.9%	53.3%	52.1%
% of FP17s for Band 1 Urgent Courses	15	241	6.2%	10.1%	9.7%	9.2%
% of FP17s Relating to Free Repair or Replacements	1	241	0.4%	0.6%	0.6%	0.7%
% of FP17s Relating to Continuations	2	241	0.8%	0.5%	0.8%	0.8%
% of Patients satisfied with the dentistry they have received	0	1	N/A	92.6%	93.4%	93.4%
% of Patients satisfied with the time they had to wait for an appointment	0	1	N/A	85.1%	86.8%	87.6%

* This is based on patients treated on this contract for their most recent course of treatment. Figures in italics indicate the base number of FP17s or Patient Questionnaire responses are less than 100. N/A is shown where the base number of responses is less than 10 during the period. % is calculated as Quantity/Base number*100

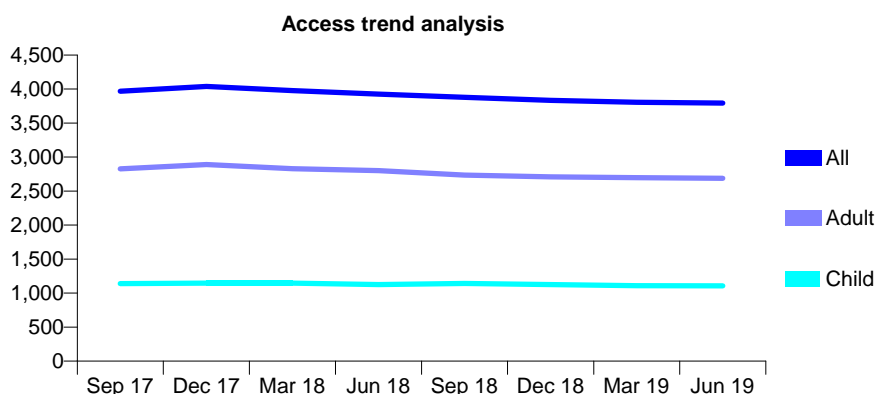
Q69 - Vital Signs At a Glance Contract Report for 318922/0001 - June 2019

Name or company name	Nicholas Harrison & Caitlin Devlin
Contract type name	GDS Contract
Purpose of contract	General
Contract start date	01/04/2006
Contract end date	

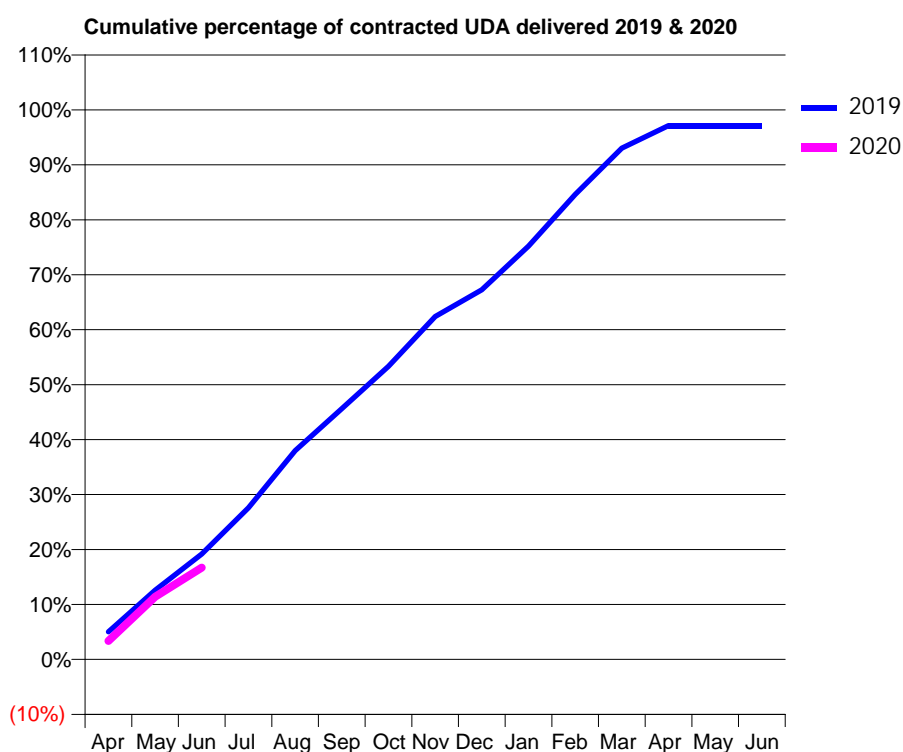
19/20 Contracted general activity (UDA)	10,982
Carry forward general activity (UDA)	0
19/20 Contracted orthodontic activity (UOA)	0
Carry forward orthodontic activity (UOA)	0
Baseline contract value	£267,781.02

ACCESS*

Patients seen in 24 months	Total	Change since previous quarter
Quarter ending June 2018	3,927	
Quarter ending September 2018	3,879	↓
Quarter ending December 2018	3,834	↓
Quarter ending March 2019	3,807	→
Quarter ending June 2019	3,793	→
Variance since June 2018	(3.4%)	↓



ACTIVITY



Month	2019	2020
April	564	368
May	1,411	1,255
June	2,150	1,836
July	3,093	
August	4,255	
September	5,108	
October	5,974	
November	6,990	
December	7,532	
January	8,425	
February	9,477	
March	10,419	
April	10,878	
May	10,879	
June	10,879	

QUALITY

	Quantity	Base Number	Contract	AT	Region	England
% of FP17s for the same patient ID Re-attending within 3 months - Children	23	392	5.9%	10.7%	10.6%	11.4%
% of FP17s for the same patient ID Re-attending within 3 months - Adults	113	872	13.0%	14.5%	15.2%	15.4%
% of FP17s for the same patient ID Re-attending between 3 & 9 months - Children	273	392	69.6%	59.2%	62.3%	59.8%
% of FP17s for the same patient ID Re-attending between 3 & 9 months - Adults	621	872	71.2%	49.9%	53.3%	52.1%
% of FP17s for Band 1 Urgent Courses	44	1,052	4.2%	10.1%	9.7%	9.2%
% of FP17s Relating to Free Repair or Replacements	7	1,052	0.7%	0.6%	0.6%	0.7%
% of FP17s Relating to Continuations	5	1,052	0.5%	0.5%	0.8%	0.8%
% of Patients satisfied with the dentistry they have received	4	4	N/A	92.6%	93.4%	93.4%
% of Patients satisfied with the time they had to wait for an appointment	4	4	N/A	85.1%	86.8%	87.6%

* This is based on patients treated on this contract for their most recent course of treatment. Figures in italics indicate the base number of FP17s or Patient Questionnaire responses are less than 100. N/A is shown where the base number of responses is less than 10 during the period. % is calculated as Quantity/Base number*100

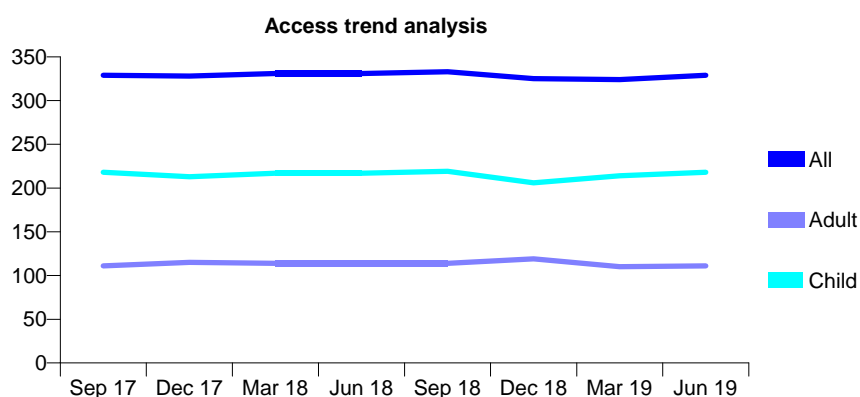
Q69 - Vital Signs At a Glance Contract Report for 322261/0001 - June 2019

Name or company name	MR BS COUSINS
Contract type name	GDS Contract
Purpose of contract	General
Contract start date	01/04/2006
Contract end date	

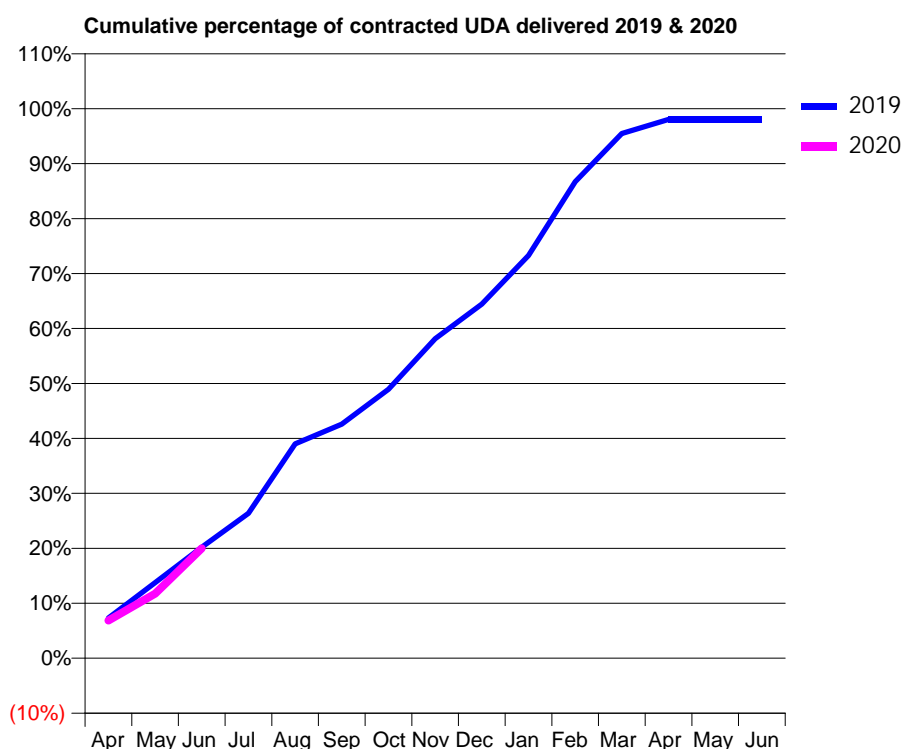
19/20 Contracted general activity (UDA)	984
Carry forward general activity (UDA)	0
19/20 Contracted orthodontic activity (UOA)	0
Carry forward orthodontic activity (UOA)	0
Baseline contract value	£25,001.60

ACCESS*

Patients seen in 24 months	Total	Change since previous quarter
Quarter ending June 2018	331	
Quarter ending September 2018	333	→
Quarter ending December 2018	325	↓
Quarter ending March 2019	324	→
Quarter ending June 2019	329	→
Variance since June 2018	(0.6%)	→



ACTIVITY



Month	2019	2020
April	72	67
May	136	116
June	199	197
July	259	
August	384	
September	419	
October	482	
November	572	
December	634	
January	721	
February	853	
March	940	
April	965	
May	965	
June	965	

QUALITY

	Quantity	Base Number	Contract	AT	Region	England
% of FP17s for the same patient ID Re-attending within 3 months - Children	9	94	9.6%	10.7%	10.6%	11.4%
% of FP17s for the same patient ID Re-attending within 3 months - Adults	6	28	21.4%	14.5%	15.2%	15.4%
% of FP17s for the same patient ID Re-attending between 3 & 9 months - Children	70	94	74.5%	59.2%	62.3%	59.8%
% of FP17s for the same patient ID Re-attending between 3 & 9 months - Adults	17	28	60.7%	49.9%	53.3%	52.1%
% of FP17s for Band 1 Urgent Courses	4	110	3.6%	10.1%	9.7%	9.2%
% of FP17s Relating to Free Repair or Replacements	0	110	0.0%	0.6%	0.6%	0.7%
% of FP17s Relating to Continuations	0	110	0.0%	0.5%	0.8%	0.8%
% of Patients satisfied with the dentistry they have received	0	0	N/A	92.6%	93.4%	93.4%
% of Patients satisfied with the time they had to wait for an appointment	0	0	N/A	85.1%	86.8%	87.6%

* This is based on patients treated on this contract for their most recent course of treatment.

Figures in italics indicate the base number of FP17s or Patient Questionnaire responses are less than 100. N/A is shown where the base number of responses is less than 10 during the period. % is calculated as Quantity/Base number*100

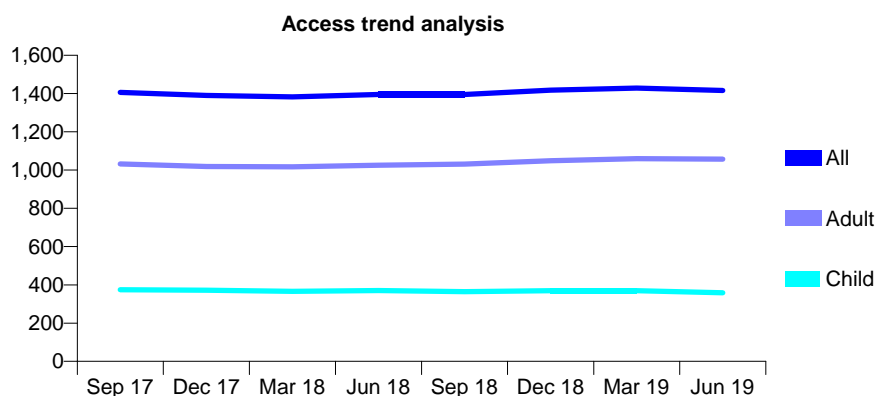
Q69 - Vital Signs At a Glance Contract Report for 323977/0001 - June 2019

Name or company name	MR JR WHITLOCK
Contract type name	GDS Contract
Purpose of contract	General
Contract start date	01/04/2006
Contract end date	

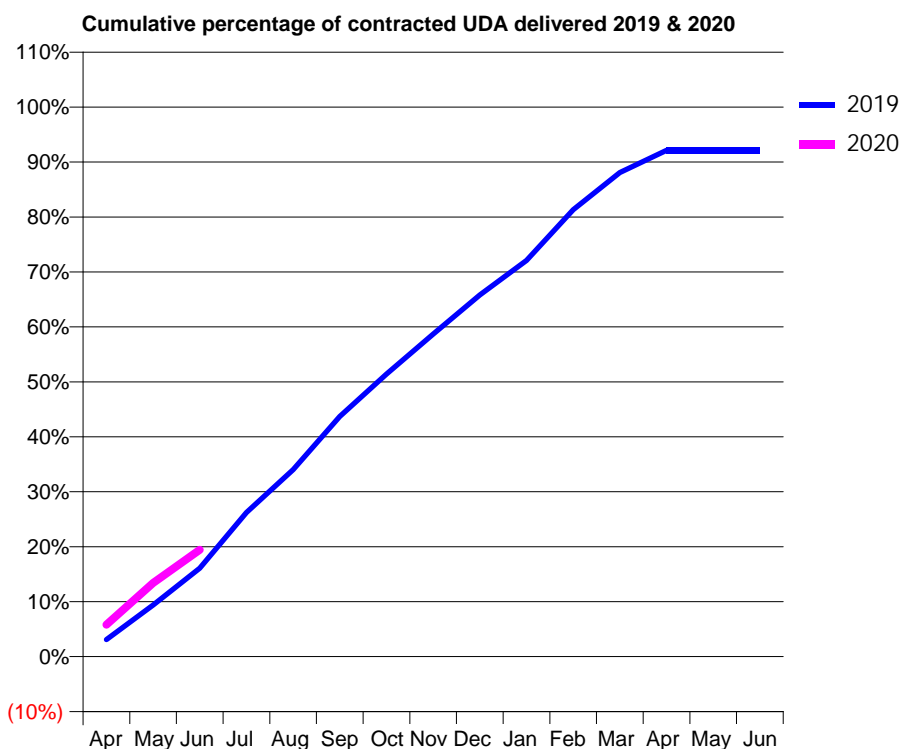
19/20 Contracted general activity (UDA)	4,200
Carry forward general activity (UDA)	0
19/20 Contracted orthodontic activity (UOA)	0
Carry forward orthodontic activity (UOA)	0
Baseline contract value	£107,603.55

ACCESS*

Patients seen in 24 months	Total	Change since previous quarter
Quarter ending June 2018	1,395	
Quarter ending September 2018	1,395	→
Quarter ending December 2018	1,418	→
Quarter ending March 2019	1,428	→
Quarter ending June 2019	1,416	→
Variance since June 2018	1.5%	→



ACTIVITY



Month	Adjusted Scheduled Activity (UDA)	
	2019	2020
April	130	244
May	395	563
June	676	817
July	1,102	
August	1,430	
September	1,835	
October	2,160	
November	2,465	
December	2,764	
January	3,028	
February	3,415	
March	3,699	
April	3,869	
May	3,869	
June	3,869	

QUALITY

	Quantity	Base Number	Contract	AT	Region	England
% of FP17s for the same patient ID Re-attending within 3 months - Children	14	146	9.6%	10.7%	10.6%	11.4%
% of FP17s for the same patient ID Re-attending within 3 months - Adults	62	466	13.3%	14.5%	15.2%	15.4%
% of FP17s for the same patient ID Re-attending between 3 & 9 months - Children	108	146	74.0%	59.2%	62.3%	59.8%
% of FP17s for the same patient ID Re-attending between 3 & 9 months - Adults	336	466	72.1%	49.9%	53.3%	52.1%
% of FP17s for Band 1 Urgent Courses	46	505	9.1%	10.1%	9.7%	9.2%
% of FP17s Relating to Free Repair or Replacements	0	505	0.0%	0.6%	0.6%	0.7%
% of FP17s Relating to Continuations	0	505	0.0%	0.5%	0.8%	0.8%
% of Patients satisfied with the dentistry they have received	1	1	N/A	92.6%	93.4%	93.4%
% of Patients satisfied with the time they had to wait for an appointment	1	1	N/A	85.1%	86.8%	87.6%

* This is based on patients treated on this contract for their most recent course of treatment. Figures in italics indicate the base number of FP17s or Patient Questionnaire responses are less than 100. N/A is shown where the base number of responses is less than 10 during the period. % is calculated as Quantity/Base number*100

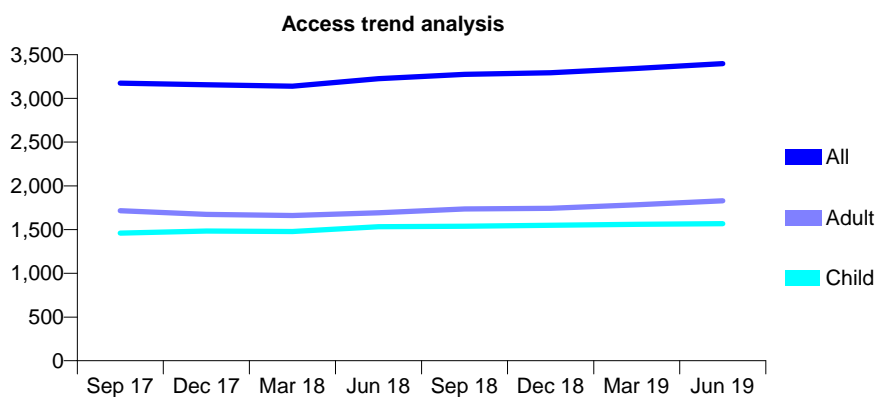
Q69 - Vital Signs At a Glance Contract Report for 326240/0001 - June 2019

Name or company name	MR NS SEHRA
Contract type name	GDS Contract
Purpose of contract	General
Contract start date	01/04/2006
Contract end date	

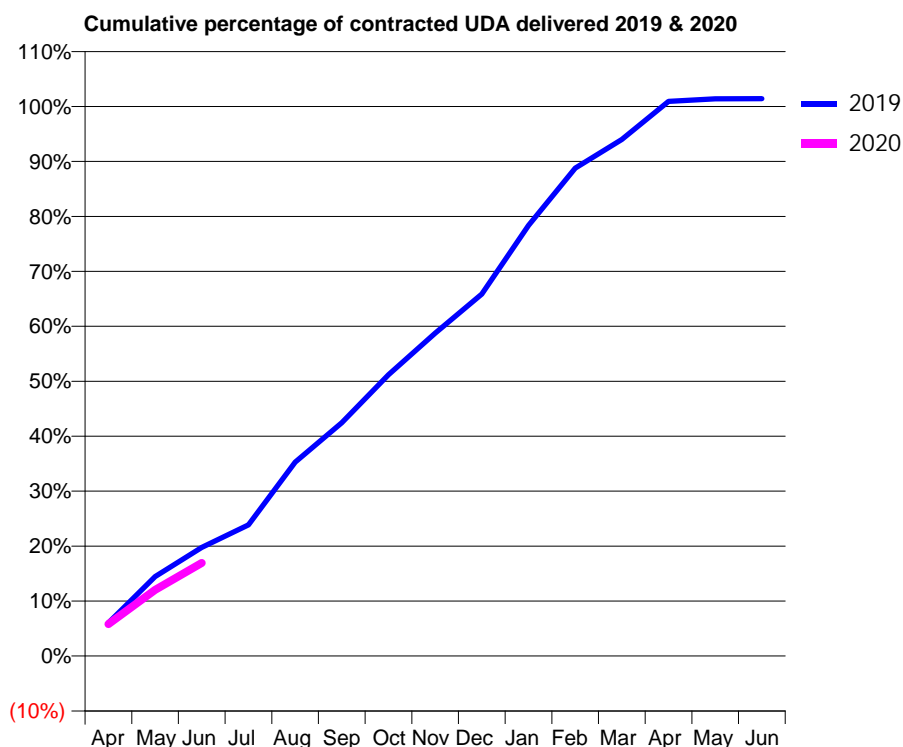
19/20 Contracted general activity (UDA)	11,428
Carry forward general activity (UDA)	0
19/20 Contracted orthodontic activity (UOA)	0
Carry forward orthodontic activity (UOA)	0
Baseline contract value	£394,720.44

ACCESS*

Patients seen in 24 months	Total	Change since previous quarter
Quarter ending June 2018	3,225	
Quarter ending September 2018	3,275	→
Quarter ending December 2018	3,293	→
Quarter ending March 2019	3,342	→
Quarter ending June 2019	3,397	→
Variance since June 2018	5.3%	↑



ACTIVITY



Month	Adjusted Scheduled Activity (UDA)	
	2019	2020
April	760	664
May	1,818	1,378
June	2,486	1,933
July	3,001	
August	4,434	
September	5,338	
October	6,434	
November	7,387	
December	8,276	
January	9,847	
February	11,161	
March	11,816	
April	12,685	
May	12,747	
June	12,751	

QUALITY

	Quantity	Base Number	Contract	AT	Region	England
% of FP17s for the same patient ID Re-attending within 3 months - Children	53	735	7.2%	10.7%	10.6%	11.4%
% of FP17s for the same patient ID Re-attending within 3 months - Adults	98	570	17.2%	14.5%	15.2%	15.4%
% of FP17s for the same patient ID Re-attending between 3 & 9 months - Children	487	735	66.3%	59.2%	62.3%	59.8%
% of FP17s for the same patient ID Re-attending between 3 & 9 months - Adults	228	570	40.0%	49.9%	53.3%	52.1%
% of FP17s for Band 1 Urgent Courses	151	929	16.3%	10.1%	9.7%	9.2%
% of FP17s Relating to Free Repair or Replacements	1	929	0.1%	0.6%	0.6%	0.7%
% of FP17s Relating to Continuations	0	929	0.0%	0.5%	0.8%	0.8%
% of Patients satisfied with the dentistry they have received	2	2	N/A	92.6%	93.4%	93.4%
% of Patients satisfied with the time they had to wait for an appointment	1	2	N/A	85.1%	86.8%	87.6%

* This is based on patients treated on this contract for their most recent course of treatment. Figures in italics indicate the base number of FP17s or Patient Questionnaire responses are less than 100. N/A is shown where the base number of responses is less than 10 during the period. % is calculated as Quantity/Base number*100

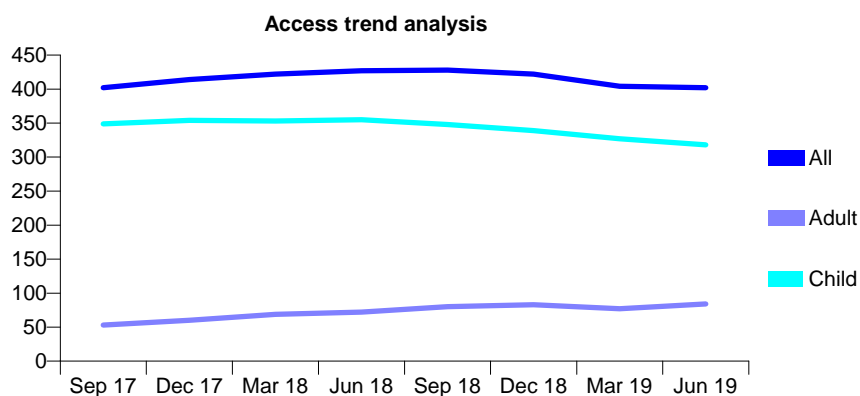
Q69 - Vital Signs At a Glance Contract Report for 327387/0001 - June 2019

Name or company name	Pond House Dental Partnership
Contract type name	GDS Contract
Purpose of contract	General
Contract start date	01/04/2006
Contract end date	

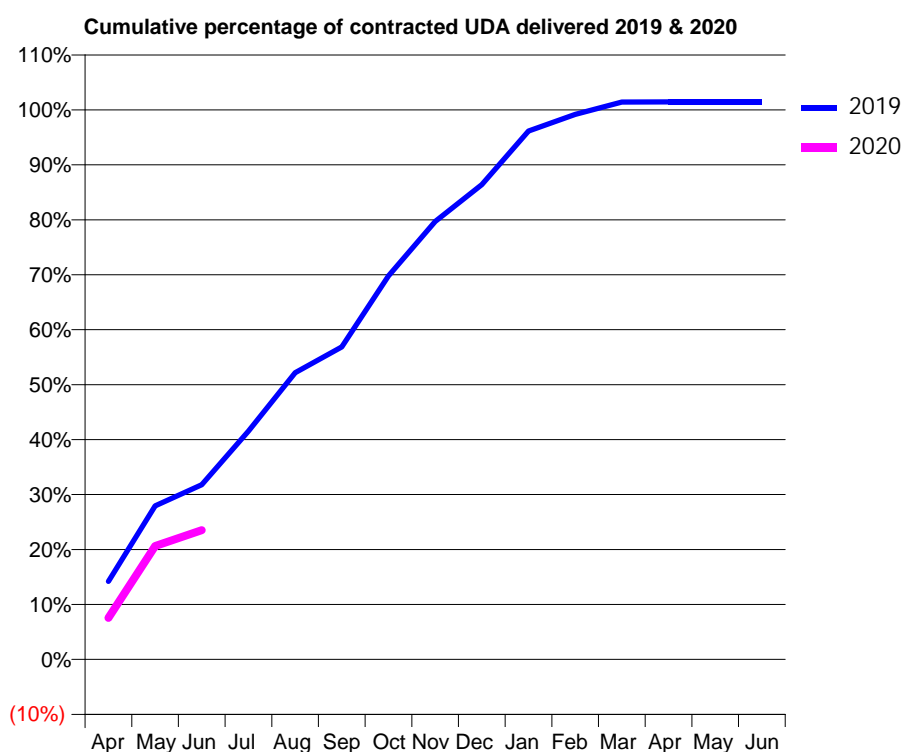
19/20 Contracted general activity (UDA)	728
Carry forward general activity (UDA)	0
19/20 Contracted orthodontic activity (UOA)	0
Carry forward orthodontic activity (UOA)	0
Baseline contract value	£14,302.08

ACCESS*

Patients seen in 24 months	Total	Change since previous quarter
Quarter ending June 2018	427	
Quarter ending September 2018	428	→
Quarter ending December 2018	422	↓
Quarter ending March 2019	404	↓
Quarter ending June 2019	402	→
Variance since June 2018	(5.9%)	↓



ACTIVITY



Month	2019	2020
April	103	55
May	203	150
June	231	171
July	303	
August	380	
September	414	
October	508	
November	580	
December	629	
January	700	
February	722	
March	738	
April	739	
May	739	
June	739	

QUALITY

	Quantity	Base Number	Contract	AT	Region	England
% of FP17s for the same patient ID Re-attending within 3 months - Children	4	108	3.7%	10.7%	10.6%	11.4%
% of FP17s for the same patient ID Re-attending within 3 months - Adults	0	13	0.0%	14.5%	15.2%	15.4%
% of FP17s for the same patient ID Re-attending between 3 & 9 months - Children	54	108	50.0%	59.2%	62.3%	59.8%
% of FP17s for the same patient ID Re-attending between 3 & 9 months - Adults	6	13	46.2%	49.9%	53.3%	52.1%
% of FP17s for Band 1 Urgent Courses	1	118	0.8%	10.1%	9.7%	9.2%
% of FP17s Relating to Free Repair or Replacements	0	118	0.0%	0.6%	0.6%	0.7%
% of FP17s Relating to Continuations	0	118	0.0%	0.5%	0.8%	0.8%
% of Patients satisfied with the dentistry they have received	0	0	N/A	92.6%	93.4%	93.4%
% of Patients satisfied with the time they had to wait for an appointment	0	0	N/A	85.1%	86.8%	87.6%

* This is based on patients treated on this contract for their most recent course of treatment. Figures in italics indicate the base number of FP17s or Patient Questionnaire responses are less than 100. N/A is shown where the base number of responses is less than 10 during the period. % is calculated as Quantity/Base number*100

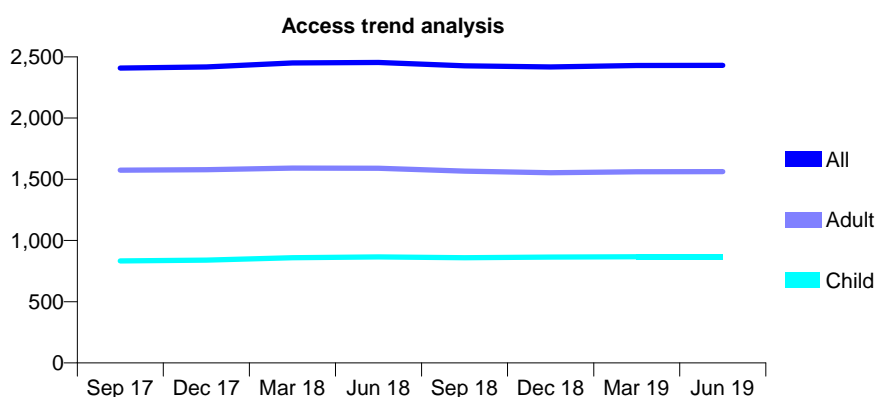
Q69 - Vital Signs At a Glance Contract Report for 332119/0003 - June 2019

Name or company name	SC Dental Studio Ltd
Contract type name	GDS Contract
Purpose of contract	General
Contract start date	24/12/2009
Contract end date	

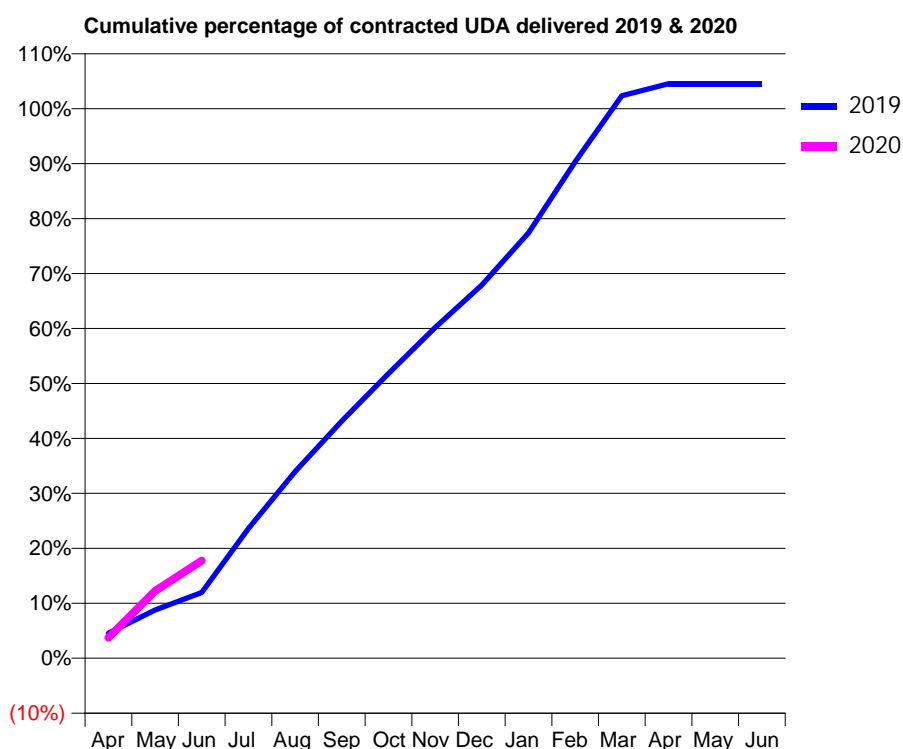
19/20 Contracted general activity (UDA)	3,150
Carry forward general activity (UDA)	0
19/20 Contracted orthodontic activity (UOA)	0
Carry forward orthodontic activity (UOA)	0
Baseline contract value	£95,018.76

ACCESS*

Patients seen in 24 months	Total	Change since previous quarter
Quarter ending June 2018	2,455	
Quarter ending September 2018	2,426	↓
Quarter ending December 2018	2,418	→
Quarter ending March 2019	2,430	→
Quarter ending June 2019	2,431	→
Variance since June 2018	(1.0%)	→



ACTIVITY



Adjusted Scheduled Activity (UDA)		
Month	2019	2020
April	158	118
May	304	385
June	414	559
July	818	
August	1,178	
September	1,495	
October	1,795	
November	2,085	
December	2,353	
January	2,682	
February	3,131	
March	3,546	
April	3,622	
May	3,622	
June	3,622	

QUALITY

	Quantity	Base Number	Contract	AT	Region	England
% of FP17s for the same patient ID Re-attending within 3 months - Children	31	256	12.1%	10.7%	10.6%	11.4%
% of FP17s for the same patient ID Re-attending within 3 months - Adults	59	342	17.3%	14.5%	15.2%	15.4%
% of FP17s for the same patient ID Re-attending between 3 & 9 months - Children	116	256	45.3%	59.2%	62.3%	59.8%
% of FP17s for the same patient ID Re-attending between 3 & 9 months - Adults	89	342	26.0%	49.9%	53.3%	52.1%
% of FP17s for Band 1 Urgent Courses	37	195	19.0%	10.1%	9.7%	9.2%
% of FP17s Relating to Free Repair or Replacements	0	195	0.0%	0.6%	0.6%	0.7%
% of FP17s Relating to Continuations	9	195	4.6%	0.5%	0.8%	0.8%
% of Patients satisfied with the dentistry they have received	0	0	N/A	92.6%	93.4%	93.4%
% of Patients satisfied with the time they had to wait for an appointment	0	0	N/A	85.1%	86.8%	87.6%

* This is based on patients treated on this contract for their most recent course of treatment.

Figures in italics indicate the base number of FP17s or Patient Questionnaire responses are less than 100. N/A is shown where the base number of responses is less than 10 during the period. % is calculated as Quantity/Base number*100

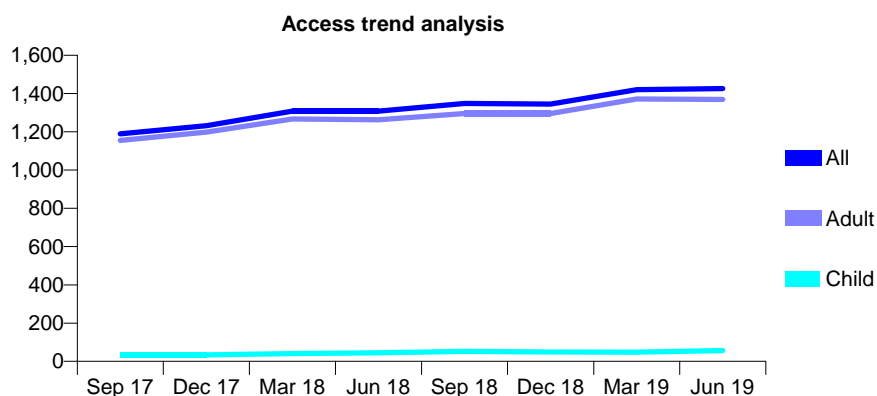
Q69 - Vital Signs At a Glance Contract Report for 332119/0005 - June 2019

Name or company name	SC Dental Studio Ltd
Contract type name	GDS Contract
Purpose of contract	General
Contract start date	01/04/2013
Contract end date	

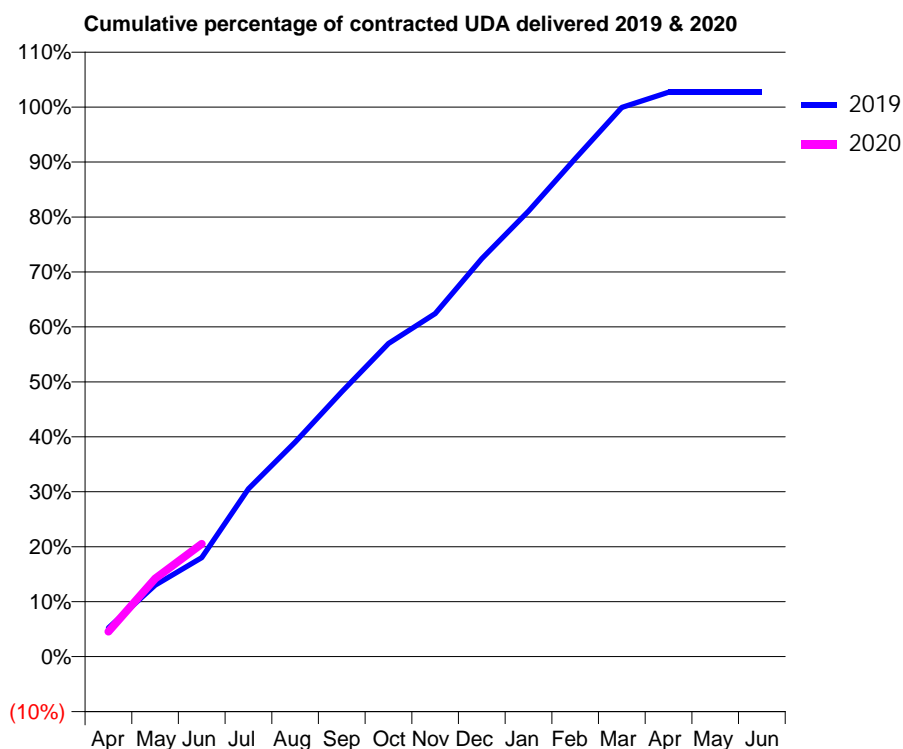
19/20 Contracted general activity (UDA)	5,175
Carry forward general activity (UDA)	0
19/20 Contracted orthodontic activity (UOA)	0
Carry forward orthodontic activity (UOA)	0
Baseline contract value	£273,291.36

ACCESS*

Patients seen in 24 months	Total	Change since previous quarter
Quarter ending June 2018	1,308	
Quarter ending September 2018	1,348	↑
Quarter ending December 2018	1,345	→
Quarter ending March 2019	1,420	↑
Quarter ending June 2019	1,426	→
Variance since June 2018	9.0%	↑



ACTIVITY



Month	Adjusted Scheduled Activity (UDA)	
	2019	2020
April	298	235
May	740	735
June	1,026	1,062
July	1,738	
August	2,222	
September	2,743	
October	3,245	
November	3,554	
December	4,122	
January	4,615	
February	5,158	
March	5,689	
April	5,846	
May	5,845	
June	5,845	

QUALITY

	Quantity	Base Number	Contract	AT	Region	England
% of FP17s for the same patient ID Re-attending within 3 months - Children	0	22	0.0%	10.7%	10.6%	11.4%
% of FP17s for the same patient ID Re-attending within 3 months - Adults	3	275	1.1%	14.5%	15.2%	15.4%
% of FP17s for the same patient ID Re-attending between 3 & 9 months - Children	0	22	0.0%	59.2%	62.3%	59.8%
% of FP17s for the same patient ID Re-attending between 3 & 9 months - Adults	6	275	2.2%	49.9%	53.3%	52.1%
% of FP17s for Band 1 Urgent Courses	0	251	0.0%	10.1%	9.7%	9.2%
% of FP17s Relating to Free Repair or Replacements	0	251	0.0%	0.6%	0.6%	0.7%
% of FP17s Relating to Continuations	1	251	0.4%	0.5%	0.8%	0.8%
% of Patients satisfied with the dentistry they have received	0	0	N/A	92.6%	93.4%	93.4%
% of Patients satisfied with the time they had to wait for an appointment	0	0	N/A	85.1%	86.8%	87.6%

* This is based on patients treated on this contract for their most recent course of treatment. Figures in italics indicate the base number of FP17s or Patient Questionnaire responses are less than 100. N/A is shown where the base number of responses is less than 10 during the period. % is calculated as Quantity/Base number*100

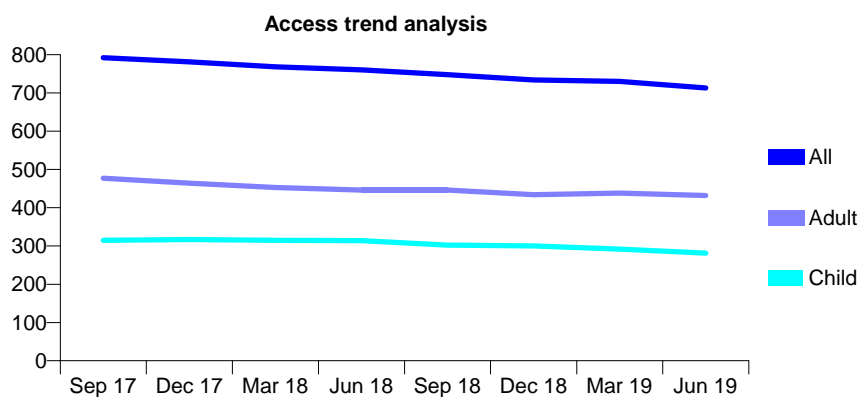
Q69 - Vital Signs At a Glance Contract Report for 334944/0001 - June 2019

Name or company name	MISS NP MCVEIGH
Contract type name	GDS Contract
Purpose of contract	General
Contract start date	01/04/2006
Contract end date	

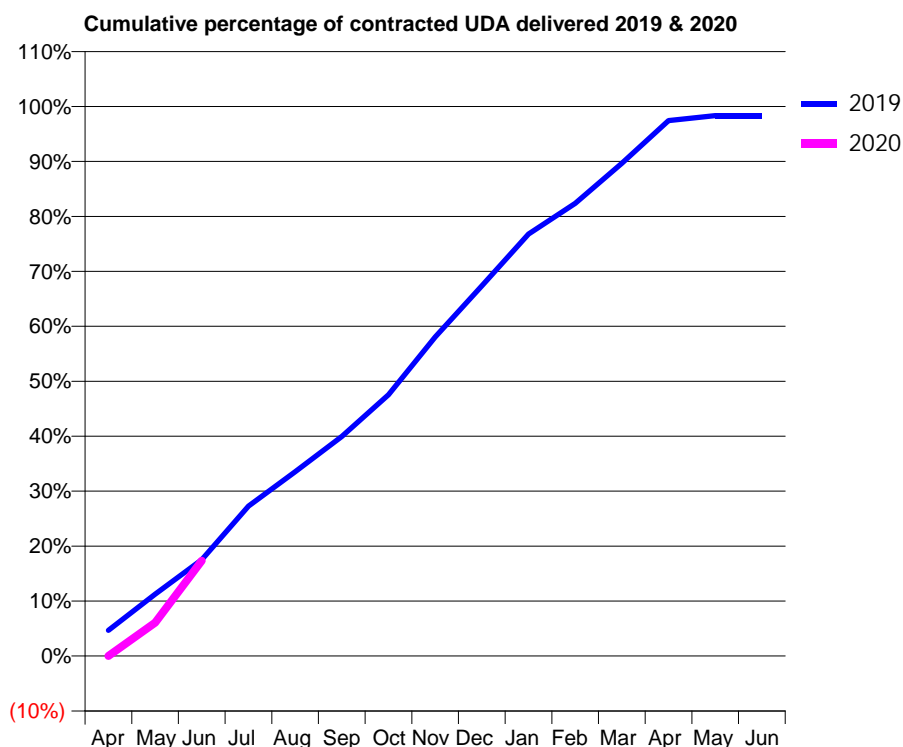
19/20 Contracted general activity (UDA)	1,760
Carry forward general activity (UDA)	0
19/20 Contracted orthodontic activity (UOA)	0
Carry forward orthodontic activity (UOA)	0
Baseline contract value	£44,018.94

ACCESS*

Patients seen in 24 months	Total	Change since previous quarter
Quarter ending June 2018	760	
Quarter ending September 2018	748	↓
Quarter ending December 2018	734	↓
Quarter ending March 2019	730	→
Quarter ending June 2019	713	↓
Variance since June 2018	(6.2%)	↓



ACTIVITY



Month	Adjusted Scheduled Activity (UDA)	
	2019	2020
April	82	0
May	198	107
June	308	305
July	480	
August	590	
September	703	
October	837	
November	1,022	
December	1,185	
January	1,352	
February	1,450	
March	1,578	
April	1,715	
May	1,731	
June	1,731	

QUALITY

	Quantity	Base Number	Contract	AT	Region	England
% of FP17s for the same patient ID Re-attending within 3 months - Children	2	113	1.8%	10.7%	10.6%	11.4%
% of FP17s for the same patient ID Re-attending within 3 months - Adults	10	168	6.0%	14.5%	15.2%	15.4%
% of FP17s for the same patient ID Re-attending between 3 & 9 months - Children	86	113	76.1%	59.2%	62.3%	59.8%
% of FP17s for the same patient ID Re-attending between 3 & 9 months - Adults	138	168	82.1%	49.9%	53.3%	52.1%
% of FP17s for Band 1 Urgent Courses	1	191	0.5%	10.1%	9.7%	9.2%
% of FP17s Relating to Free Repair or Replacements	0	191	0.0%	0.6%	0.6%	0.7%
% of FP17s Relating to Continuations	0	191	0.0%	0.5%	0.8%	0.8%
% of Patients satisfied with the dentistry they have received	1	1	N/A	92.6%	93.4%	93.4%
% of Patients satisfied with the time they had to wait for an appointment	0	1	N/A	85.1%	86.8%	87.6%

* This is based on patients treated on this contract for their most recent course of treatment. Figures in italics indicate the base number of FP17s or Patient Questionnaire responses are less than 100. N/A is shown where the base number of responses is less than 10 during the period. % is calculated as Quantity/Base number*100

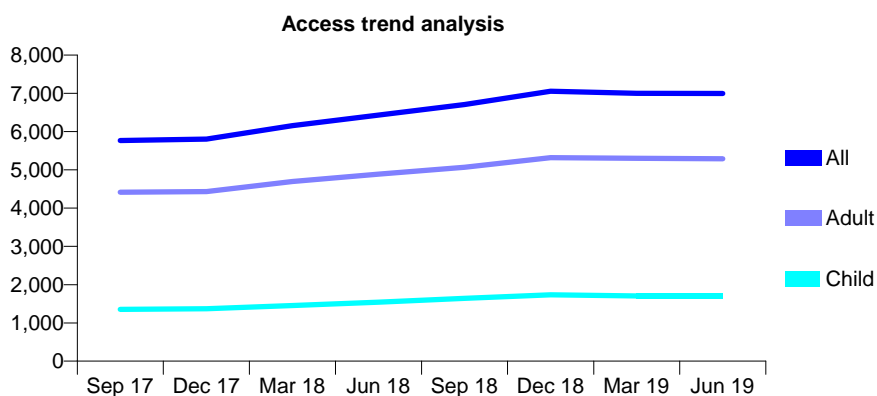
Q69 - Vital Signs At a Glance Contract Report for 335304/0001 - June 2019

Name or company name	Mr L Powell & Ms R Murray
Contract type name	GDS Contract
Purpose of contract	General
Contract start date	01/04/2006
Contract end date	

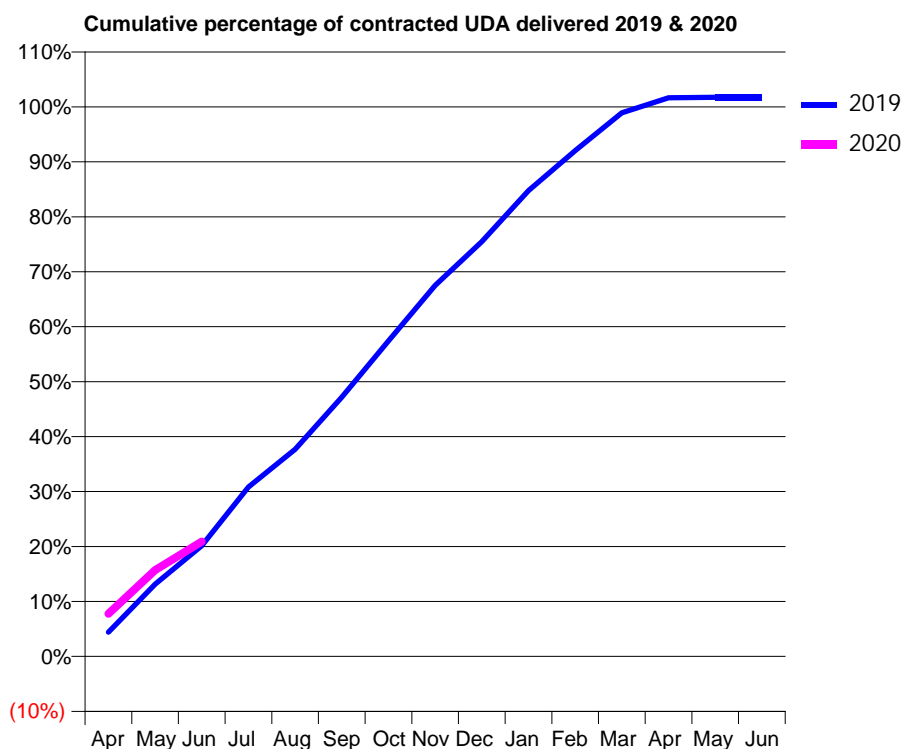
19/20 Contracted general activity (UDA)	17,123
Carry forward general activity (UDA)	0
19/20 Contracted orthodontic activity (UOA)	0
Carry forward orthodontic activity (UOA)	0
Baseline contract value	£404,761.05

ACCESS*

Patients seen in 24 months	Total	Change since previous quarter
Quarter ending June 2018	6,433	
Quarter ending September 2018	6,707	↑
Quarter ending December 2018	7,052	↑
Quarter ending March 2019	7,003	→
Quarter ending June 2019	6,994	→
Variance since June 2018	8.7%	↑



ACTIVITY



Month	2019	2020
April	776	1,329
May	2,301	2,689
June	3,529	3,578
July	5,394	
August	6,595	
September	8,256	
October	10,050	
November	11,817	
December	13,206	
January	14,834	
February	16,107	
March	17,307	
April	17,786	
May	17,804	
June	17,803	

QUALITY

	Quantity	Base Number	Contract	AT	Region	England
% of FP17s for the same patient ID Re-attending within 3 months - Children	28	540	5.2%	10.7%	10.6%	11.4%
% of FP17s for the same patient ID Re-attending within 3 months - Adults	307	1,919	16.0%	14.5%	15.2%	15.4%
% of FP17s for the same patient ID Re-attending between 3 & 9 months - Children	383	540	70.9%	59.2%	62.3%	59.8%
% of FP17s for the same patient ID Re-attending between 3 & 9 months - Adults	1,114	1,919	58.1%	49.9%	53.3%	52.1%
% of FP17s for Band 1 Urgent Courses	279	2,121	13.2%	10.1%	9.7%	9.2%
% of FP17s Relating to Free Repair or Replacements	17	2,121	0.8%	0.6%	0.6%	0.7%
% of FP17s Relating to Continuations	1	2,121	0.0%	0.5%	0.8%	0.8%
% of Patients satisfied with the dentistry they have received	5	5	N/A	92.6%	93.4%	93.4%
% of Patients satisfied with the time they had to wait for an appointment	4	5	N/A	85.1%	86.8%	87.6%

* This is based on patients treated on this contract for their most recent course of treatment. Figures in italics indicate the base number of FP17s or Patient Questionnaire responses are less than 100. N/A is shown where the base number of responses is less than 10 during the period. % is calculated as Quantity/Base number*100

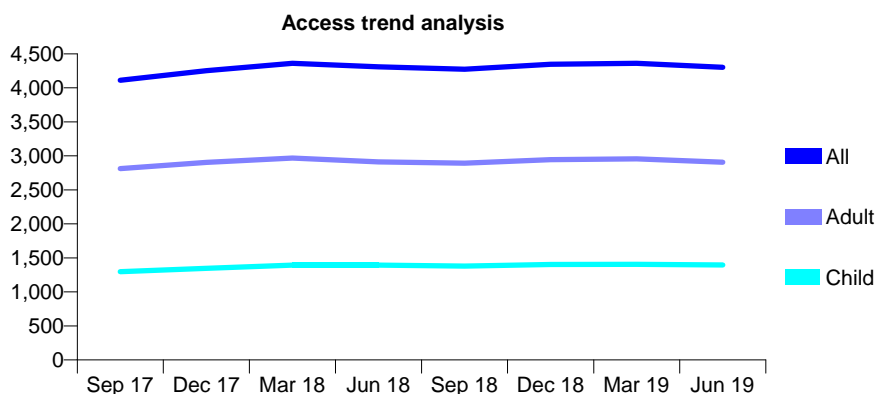
Q69 - Vital Signs At a Glance Contract Report for 336785/0001 - June 2019

Name or company name	MRS KS RADIA
Contract type name	GDS Contract
Purpose of contract	General
Contract start date	01/04/2006
Contract end date	

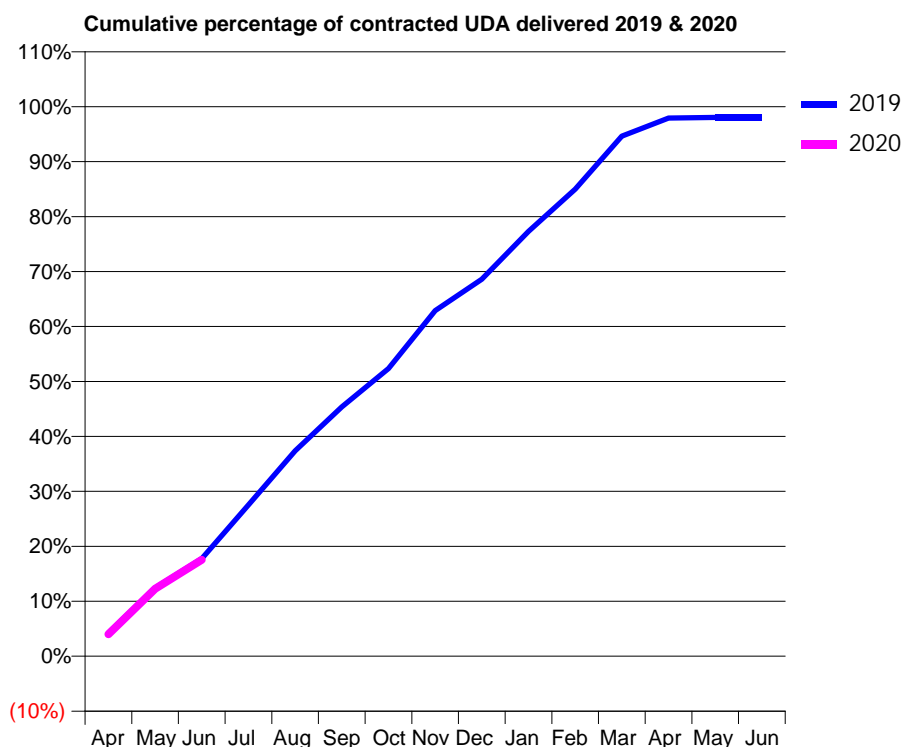
19/20 Contracted general activity (UDA)	8,951
Carry forward general activity (UDA)	0
19/20 Contracted orthodontic activity (UOA)	0
Carry forward orthodontic activity (UOA)	0
Baseline contract value	£298,094.24

ACCESS*

Patients seen in 24 months	Total	Change since previous quarter
Quarter ending June 2018	4,308	
Quarter ending September 2018	4,274	→
Quarter ending December 2018	4,346	→
Quarter ending March 2019	4,361	→
Quarter ending June 2019	4,303	↓
Variance since June 2018	(0.1%)	→



ACTIVITY



Month	2019	2020
April	397	359
May	1,170	1,100
June	1,668	1,572
July	2,588	
August	3,514	
September	4,263	
October	4,921	
November	5,912	
December	6,446	
January	7,265	
February	7,989	
March	8,895	
April	9,204	
May	9,217	
June	9,217	

QUALITY

	Quantity	Base Number	Contract	AT	Region	England
% of FP17s for the same patient ID Re-attending within 3 months - Children	36	478	7.5%	10.7%	10.6%	11.4%
% of FP17s for the same patient ID Re-attending within 3 months - Adults	134	887	15.1%	14.5%	15.2%	15.4%
% of FP17s for the same patient ID Re-attending between 3 & 9 months - Children	314	478	65.7%	59.2%	62.3%	59.8%
% of FP17s for the same patient ID Re-attending between 3 & 9 months - Adults	469	887	52.9%	49.9%	53.3%	52.1%
% of FP17s for Band 1 Urgent Courses	96	1,017	9.4%	10.1%	9.7%	9.2%
% of FP17s Relating to Free Repair or Replacements	4	1,017	0.4%	0.6%	0.6%	0.7%
% of FP17s Relating to Continuations	0	1,017	0.0%	0.5%	0.8%	0.8%
% of Patients satisfied with the dentistry they have received	11	11	100.0%	92.6%	93.4%	93.4%
% of Patients satisfied with the time they had to wait for an appointment	9	11	81.8%	85.1%	86.8%	87.6%

* This is based on patients treated on this contract for their most recent course of treatment. Figures in italics indicate the base number of FP17s or Patient Questionnaire responses are less than 100. N/A is shown where the base number of responses is less than 10 during the period. % is calculated as Quantity/Base number*100

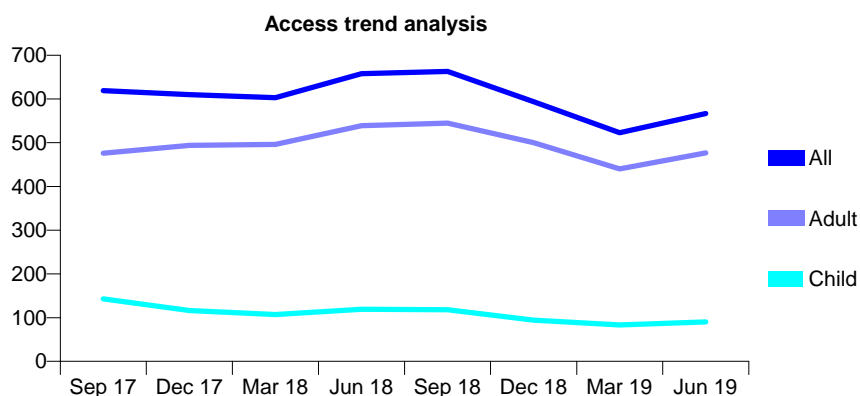
Q69 - Vital Signs At a Glance Contract Report for 336785/0002 - June 2019

Name or company name	MRS KS RADIA
Contract type name	GDS Contract
Purpose of contract	General
Contract start date	01/04/2009
Contract end date	

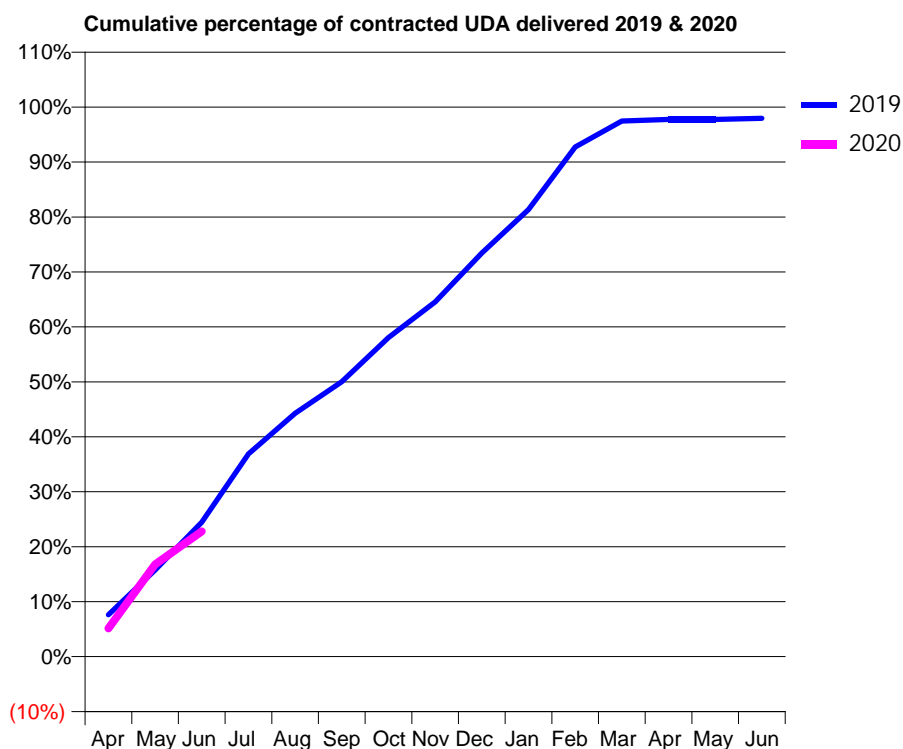
19/20 Contracted general activity (UDA)	1,050
Carry forward general activity (UDA)	0
19/20 Contracted orthodontic activity (UOA)	0
Carry forward orthodontic activity (UOA)	0
Baseline contract value	£29,140.37

ACCESS*

Patients seen in 24 months	Total	Change since previous quarter
Quarter ending June 2018	658	
Quarter ending September 2018	663	→
Quarter ending December 2018	594	↓
Quarter ending March 2019	523	↓
Quarter ending June 2019	567	↑
Variance since June 2018	(13.8%)	↓



ACTIVITY



Month	Adjusted Scheduled Activity (UDA)	
	2019	2020
April	80	54
May	166	176
June	257	239
July	387	
August	465	
September	525	
October	610	
November	678	
December	771	
January	854	
February	974	
March	1,023	
April	1,026	
May	1,026	
June	1,028	

QUALITY

	Quantity	Base Number	Contract	AT	Region	England
% of FP17s for the same patient ID Re-attending within 3 months - Children	0	27	0.0%	10.7%	10.6%	11.4%
% of FP17s for the same patient ID Re-attending within 3 months - Adults	6	150	4.0%	14.5%	15.2%	15.4%
% of FP17s for the same patient ID Re-attending between 3 & 9 months - Children	11	27	40.7%	59.2%	62.3%	59.8%
% of FP17s for the same patient ID Re-attending between 3 & 9 months - Adults	42	150	28.0%	49.9%	53.3%	52.1%
% of FP17s for Band 1 Urgent Courses	17	172	9.9%	10.1%	9.7%	9.2%
% of FP17s Relating to Free Repair or Replacements	1	172	0.6%	0.6%	0.6%	0.7%
% of FP17s Relating to Continuations	0	172	0.0%	0.5%	0.8%	0.8%
% of Patients satisfied with the dentistry they have received	0	0	N/A	92.6%	93.4%	93.4%
% of Patients satisfied with the time they had to wait for an appointment	0	0	N/A	85.1%	86.8%	87.6%

* This is based on patients treated on this contract for their most recent course of treatment. Figures in italics indicate the base number of FP17s or Patient Questionnaire responses are less than 100. N/A is shown where the base number of responses is less than 10 during the period. % is calculated as Quantity/Base number*100

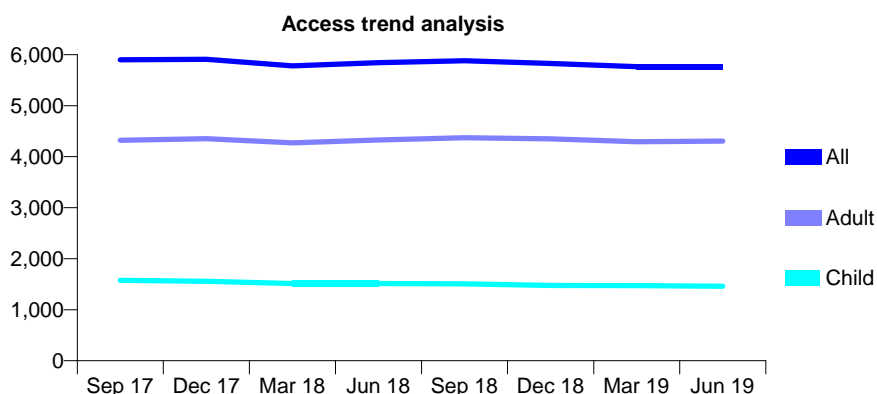
Q69 - Vital Signs At a Glance Contract Report for 337765/0001 - June 2019

Name or company name	MR SI YOUNG
Contract type name	GDS Contract
Purpose of contract	General
Contract start date	01/04/2006
Contract end date	

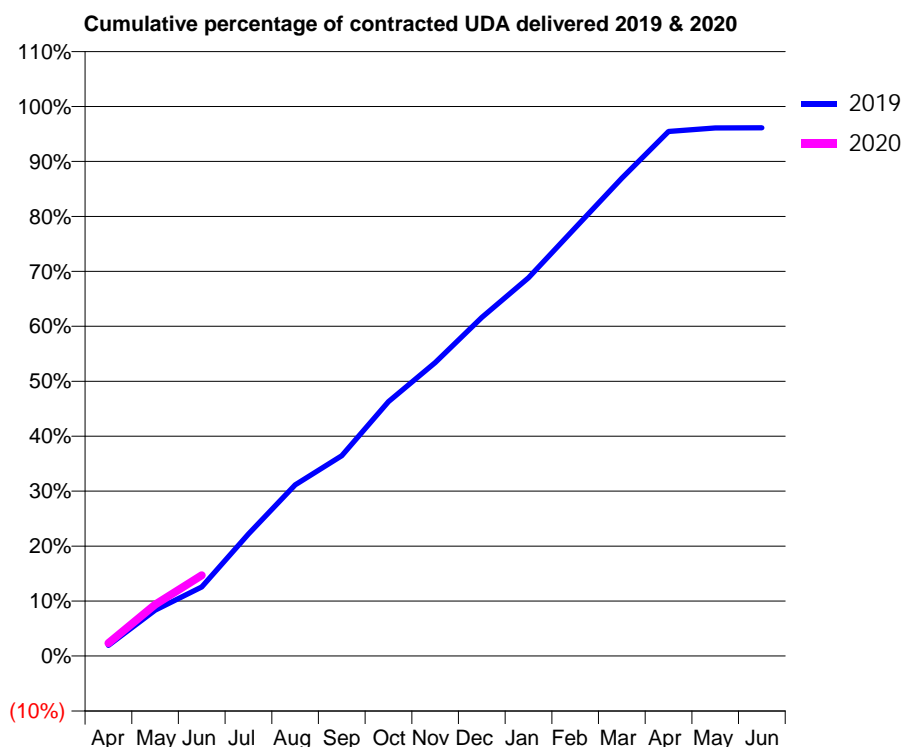
19/20 Contracted general activity (UDA)	15,338
Carry forward general activity (UDA)	0
19/20 Contracted orthodontic activity (UOA)	0
Carry forward orthodontic activity (UOA)	0
Baseline contract value	£404,830.74

ACCESS*

Patients seen in 24 months	Total	Change since previous quarter
Quarter ending June 2018	5,842	
Quarter ending September 2018	5,880	→
Quarter ending December 2018	5,825	→
Quarter ending March 2019	5,766	↓
Quarter ending June 2019	5,766	→
Variance since June 2018	(1.3%)	↓



ACTIVITY



Month	Adjusted Scheduled Activity (UDA)	
	2019	2020
April	300	360
May	1,280	1,434
June	1,932	2,255
July	3,406	
August	4,778	
September	5,591	
October	7,100	
November	8,192	
December	9,447	
January	10,559	
February	11,948	
March	13,335	
April	14,641	
May	14,738	
June	14,742	

QUALITY

	Quantity	Base Number	Contract	AT	Region	England
% of FP17s for the same patient ID Re-attending within 3 months - Children	23	496	4.6%	10.7%	10.6%	11.4%
% of FP17s for the same patient ID Re-attending within 3 months - Adults	175	1,184	14.8%	14.5%	15.2%	15.4%
% of FP17s for the same patient ID Re-attending between 3 & 9 months - Children	295	496	59.5%	59.2%	62.3%	59.8%
% of FP17s for the same patient ID Re-attending between 3 & 9 months - Adults	355	1,184	30.0%	49.9%	53.3%	52.1%
% of FP17s for Band 1 Urgent Courses	188	1,175	16.0%	10.1%	9.7%	9.2%
% of FP17s Relating to Free Repair or Replacements	4	1,175	0.3%	0.6%	0.6%	0.7%
% of FP17s Relating to Continuations	3	1,175	0.3%	0.5%	0.8%	0.8%
% of Patients satisfied with the dentistry they have received	7	7	N/A	92.6%	93.4%	93.4%
% of Patients satisfied with the time they had to wait for an appointment	7	7	N/A	85.1%	86.8%	87.6%

* This is based on patients treated on this contract for their most recent course of treatment. Figures in italics indicate the base number of FP17s or Patient Questionnaire responses are less than 100. N/A is shown where the base number of responses is less than 10 during the period. % is calculated as Quantity/Base number*100

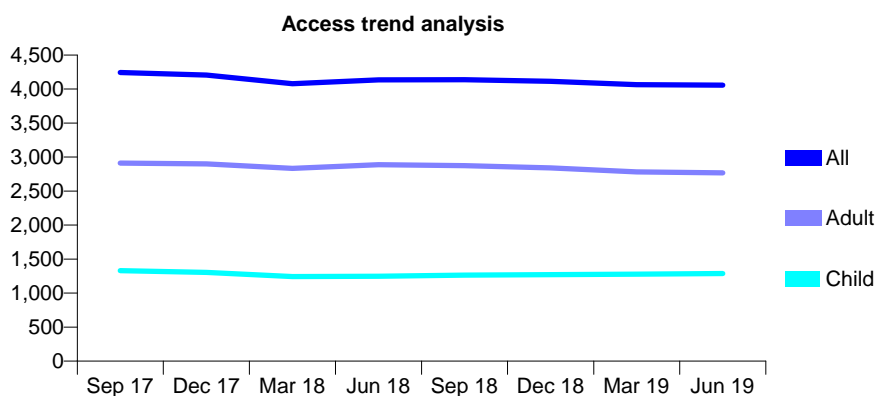
Q69 - Vital Signs At a Glance Contract Report for 338761/0002 - June 2019

Name or company name	Broadshires Dental Practice
Contract type name	GDS Contract
Purpose of contract	General
Contract start date	01/04/2006
Contract end date	

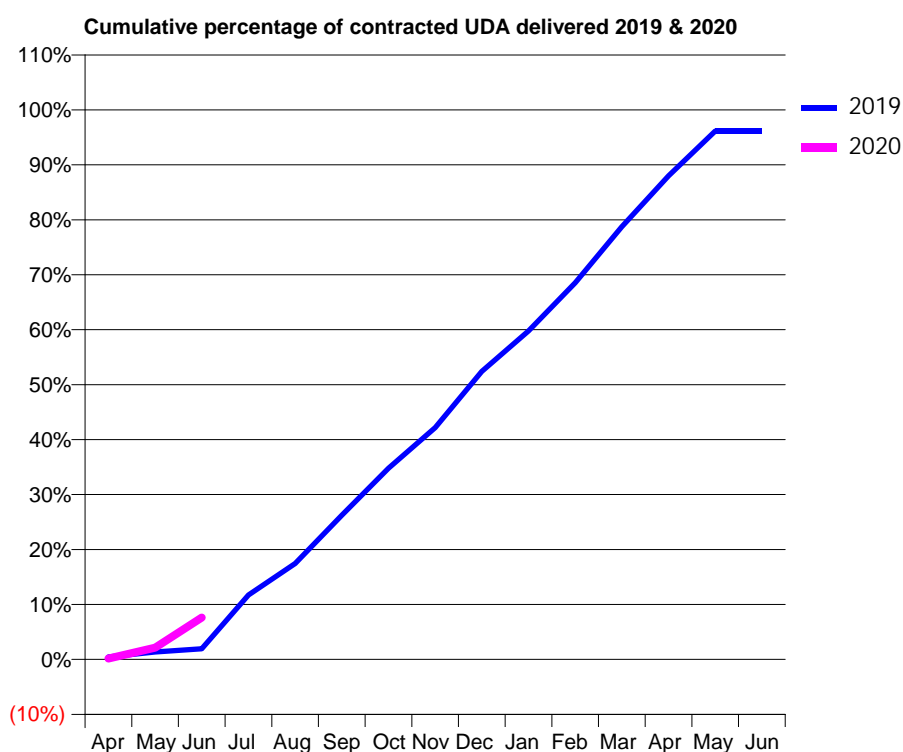
19/20 Contracted general activity (UDA)	11,111
Carry forward general activity (UDA)	0
19/20 Contracted orthodontic activity (UOA)	0
Carry forward orthodontic activity (UOA)	0
Baseline contract value	£271,992.96

ACCESS*

Patients seen in 24 months	Total	Change since previous quarter
Quarter ending June 2018	4,136	
Quarter ending September 2018	4,138	→
Quarter ending December 2018	4,114	→
Quarter ending March 2019	4,064	↓
Quarter ending June 2019	4,057	→
Variance since June 2018	(1.9%)	↓



ACTIVITY



Adjusted Scheduled Activity (UDA)		
Month	2019	2020
April	49	17
May	152	239
June	216	845
July	1,303	
August	1,939	
September	2,913	
October	3,866	
November	4,688	
December	5,822	
January	6,643	
February	7,615	
March	8,748	
April	9,779	
May	10,682	
June	10,682	

QUALITY

	Quantity	Base Number	Contract	AT	Region	England
% of FP17s for the same patient ID Re-attending within 3 months - Children	47	470	10.0%	10.7%	10.6%	11.4%
% of FP17s for the same patient ID Re-attending within 3 months - Adults	134	927	14.5%	14.5%	15.2%	15.4%
% of FP17s for the same patient ID Re-attending between 3 & 9 months - Children	293	470	62.3%	59.2%	62.3%	59.8%
% of FP17s for the same patient ID Re-attending between 3 & 9 months - Adults	557	927	60.1%	49.9%	53.3%	52.1%
% of FP17s for Band 1 Urgent Courses	94	535	17.6%	10.1%	9.7%	9.2%
% of FP17s Relating to Free Repair or Replacements	0	535	0.0%	0.6%	0.6%	0.7%
% of FP17s Relating to Continuations	7	535	1.3%	0.5%	0.8%	0.8%
% of Patients satisfied with the dentistry they have received	2	2	N/A	92.6%	93.4%	93.4%
% of Patients satisfied with the time they had to wait for an appointment	2	2	N/A	85.1%	86.8%	87.6%

* This is based on patients treated on this contract for their most recent course of treatment. Figures in italics indicate the base number of FP17s or Patient Questionnaire responses are less than 100. N/A is shown where the base number of responses is less than 10 during the period. % is calculated as Quantity/Base number*100

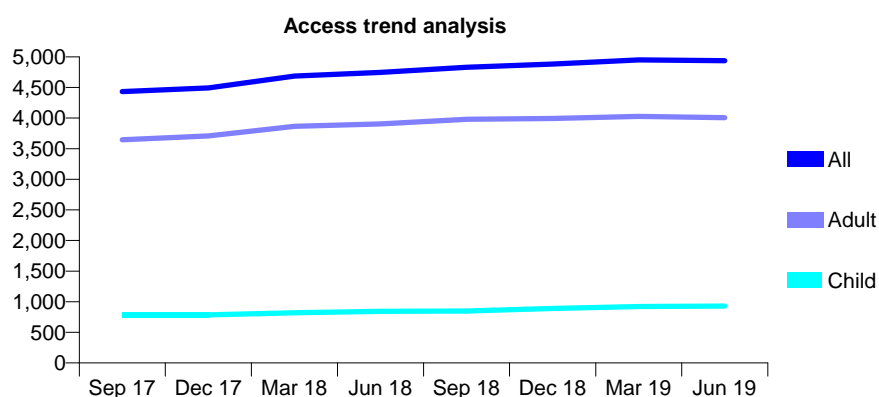
Q69 - Vital Signs At a Glance Contract Report for 339946/0001 - June 2019

Name or company name	Mrs RK Kakad
Contract type name	GDS Contract
Purpose of contract	General
Contract start date	01/04/2006
Contract end date	

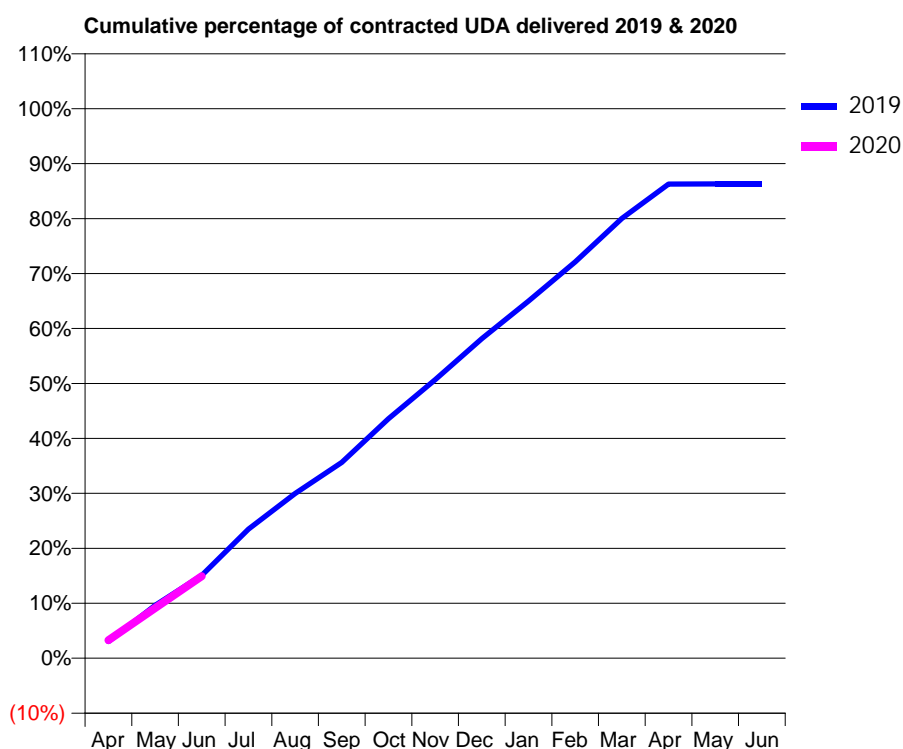
19/20 Contracted general activity (UDA)	17,125
Carry forward general activity (UDA)	0
19/20 Contracted orthodontic activity (UOA)	0
Carry forward orthodontic activity (UOA)	0
Baseline contract value	£381,010.84

ACCESS*

Patients seen in 24 months	Total	Change since previous quarter
Quarter ending June 2018	4,746	
Quarter ending September 2018	4,828	→
Quarter ending December 2018	4,884	→
Quarter ending March 2019	4,951	→
Quarter ending June 2019	4,938	→
Variance since June 2018	4.0%	↑



ACTIVITY



Adjusted Scheduled Activity (UDA)		
Month	2019	2020
April	520	565
May	1,648	1,565
June	2,583	2,559
July	4,019	
August	5,133	
September	6,104	
October	7,465	
November	8,679	
December	9,959	
January	11,126	
February	12,347	
March	13,705	
April	14,776	
May	14,780	
June	14,781	

QUALITY

	Quantity	Base Number	Contract	AT	Region	England
% of FP17s for the same patient ID Re-attending within 3 months - Children	19	361	5.3%	10.7%	10.6%	11.4%
% of FP17s for the same patient ID Re-attending within 3 months - Adults	217	1,333	16.3%	14.5%	15.2%	15.4%
% of FP17s for the same patient ID Re-attending between 3 & 9 months - Children	217	361	60.1%	59.2%	62.3%	59.8%
% of FP17s for the same patient ID Re-attending between 3 & 9 months - Adults	736	1,333	55.2%	49.9%	53.3%	52.1%
% of FP17s for Band 1 Urgent Courses	137	1,329	10.3%	10.1%	9.7%	9.2%
% of FP17s Relating to Free Repair or Replacements	13	1,329	1.0%	0.6%	0.6%	0.7%
% of FP17s Relating to Continuations	13	1,329	1.0%	0.5%	0.8%	0.8%
% of Patients satisfied with the dentistry they have received	1	1	N/A	92.6%	93.4%	93.4%
% of Patients satisfied with the time they had to wait for an appointment	1	1	N/A	85.1%	86.8%	87.6%

* This is based on patients treated on this contract for their most recent course of treatment.

Figures in italics indicate the base number of FP17s or Patient Questionnaire responses are less than 100. N/A is shown where the base number of responses is less than 10 during the period. % is calculated as Quantity/Base number*100

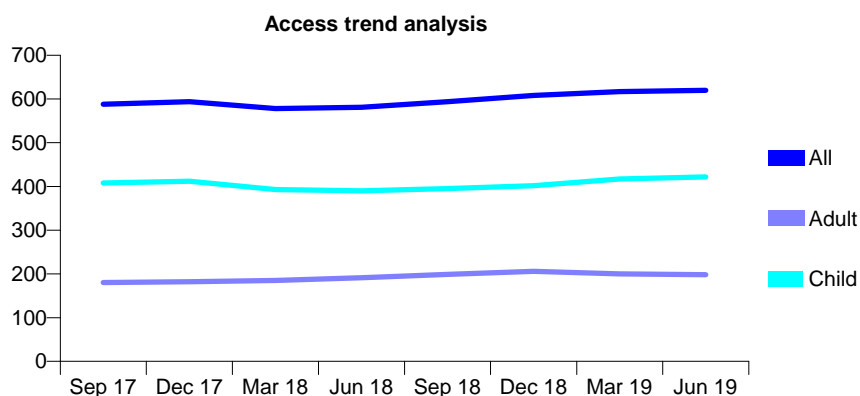
Q69 - Vital Signs At a Glance Contract Report for 341495/0001 - June 2019

Name or company name	Byways Dental Practice
Contract type name	GDS Contract
Purpose of contract	General
Contract start date	01/04/2006
Contract end date	

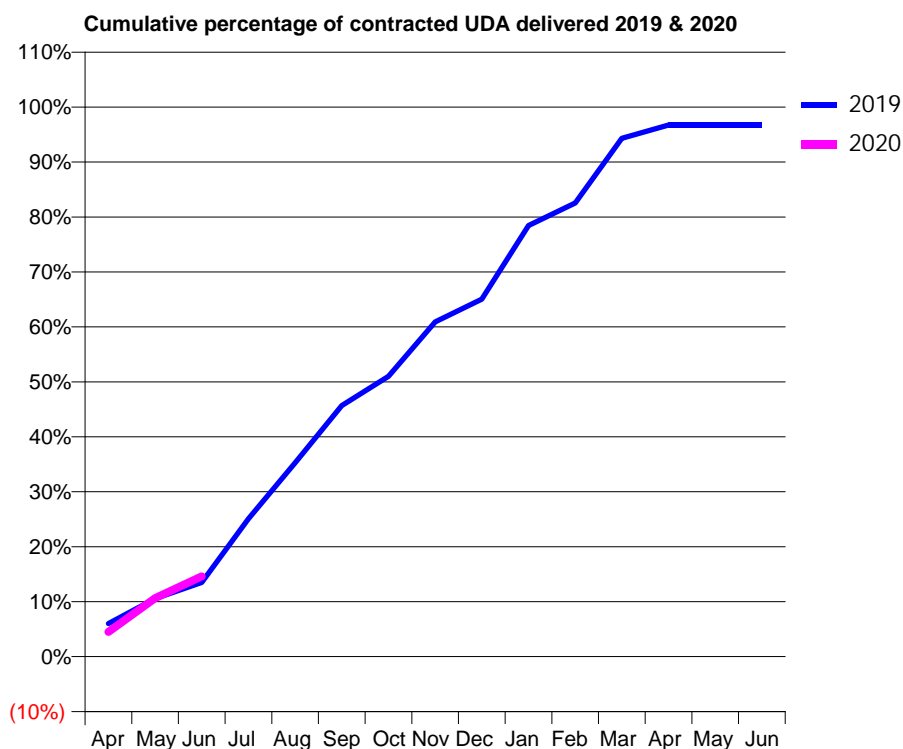
19/20 Contracted general activity (UDA)	2,359
Carry forward general activity (UDA)	0
19/20 Contracted orthodontic activity (UOA)	0
Carry forward orthodontic activity (UOA)	0
Baseline contract value	£63,280.71

ACCESS*

Patients seen in 24 months	Total	Change since previous quarter
Quarter ending June 2018	581	
Quarter ending September 2018	594	↑
Quarter ending December 2018	608	↑
Quarter ending March 2019	617	→
Quarter ending June 2019	620	→
Variance since June 2018	6.7%	↑



ACTIVITY



Month	Adjusted Scheduled Activity (UDA)	
	2019	2020
April	142	106
May	249	251
June	319	345
July	591	
August	832	
September	1,077	
October	1,203	
November	1,437	
December	1,534	
January	1,850	
February	1,947	
March	2,225	
April	2,282	
May	2,282	
June	2,282	

QUALITY

	Quantity	Base Number	Contract	AT	Region	England
% of FP17s for the same patient ID Re-attending within 3 months - Children	18	152	11.8%	10.7%	10.6%	11.4%
% of FP17s for the same patient ID Re-attending within 3 months - Adults	2	48	4.2%	14.5%	15.2%	15.4%
% of FP17s for the same patient ID Re-attending between 3 & 9 months - Children	99	152	65.1%	59.2%	62.3%	59.8%
% of FP17s for the same patient ID Re-attending between 3 & 9 months - Adults	32	48	66.7%	49.9%	53.3%	52.1%
% of FP17s for Band 1 Urgent Courses	10	177	5.6%	10.1%	9.7%	9.2%
% of FP17s Relating to Free Repair or Replacements	0	177	0.0%	0.6%	0.6%	0.7%
% of FP17s Relating to Continuations	0	177	0.0%	0.5%	0.8%	0.8%
% of Patients satisfied with the dentistry they have received	2	2	N/A	92.6%	93.4%	93.4%
% of Patients satisfied with the time they had to wait for an appointment	2	2	N/A	85.1%	86.8%	87.6%

* This is based on patients treated on this contract for their most recent course of treatment. Figures in italics indicate the base number of FP17s or Patient Questionnaire responses are less than 100. N/A is shown where the base number of responses is less than 10 during the period. % is calculated as Quantity/Base number*100

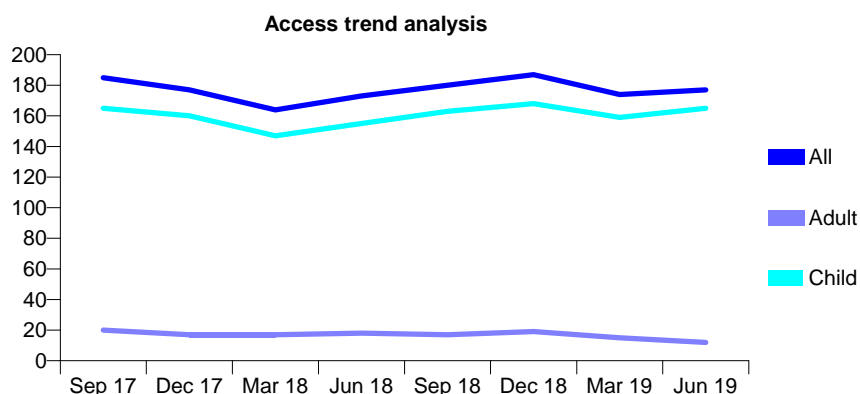
Q69 - Vital Signs At a Glance Contract Report for 343099/0001 - June 2019

Name or company name	MRS E MUKSINOVIC
Contract type name	GDS Contract
Purpose of contract	General
Contract start date	01/04/2006
Contract end date	

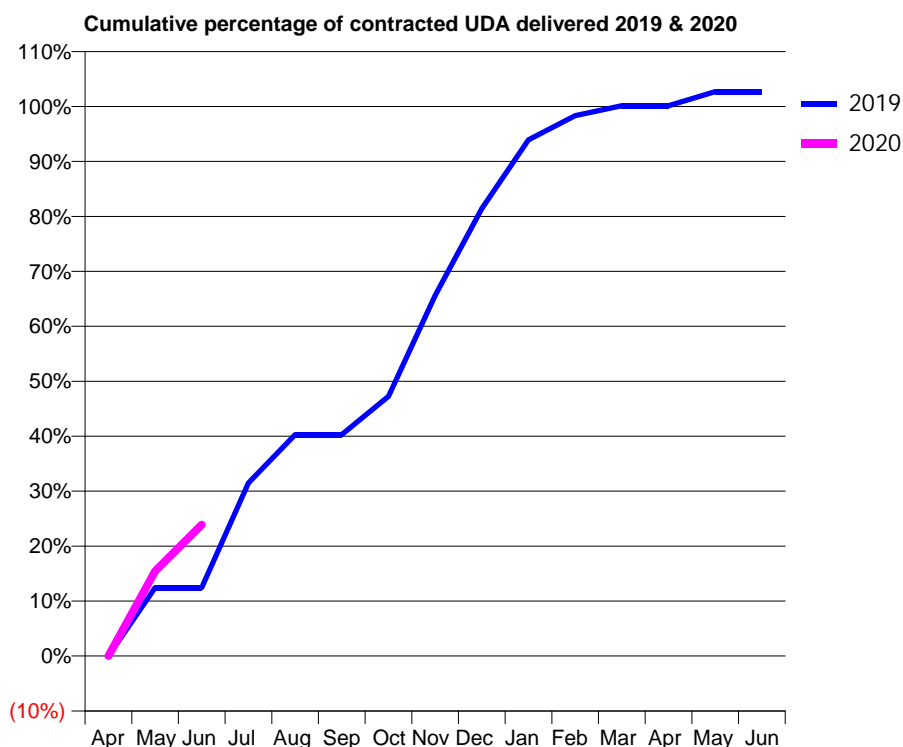
19/20 Contracted general activity (UDA)	273
Carry forward general activity (UDA)	0
19/20 Contracted orthodontic activity (UOA)	0
Carry forward orthodontic activity (UOA)	0
Baseline contract value	£6,681.34

ACCESS*

Patients seen in 24 months	Total	Change since previous quarter
Quarter ending June 2018	173	
Quarter ending September 2018	180	↑
Quarter ending December 2018	187	↑
Quarter ending March 2019	174	↓
Quarter ending June 2019	177	→
Variance since June 2018	2.3%	↑



ACTIVITY



Month	Adjusted Scheduled Activity (UDA)	
	2019	2020
April	0	0
May	34	42
June	34	65
July	86	
August	110	
September	110	
October	129	
November	179	
December	222	
January	256	
February	268	
March	273	
April	273	
May	280	
June	280	

QUALITY

	Quantity	Base Number	Contract	AT	Region	England
% of FP17s for the same patient ID Re-attending within 3 months - Children	0	58	0.0%	10.7%	10.6%	11.4%
% of FP17s for the same patient ID Re-attending within 3 months - Adults	0	0	N/A	14.5%	15.2%	15.4%
% of FP17s for the same patient ID Re-attending between 3 & 9 months - Children	33	58	56.9%	59.2%	62.3%	59.8%
% of FP17s for the same patient ID Re-attending between 3 & 9 months - Adults	0	0	N/A	49.9%	53.3%	52.1%
% of FP17s for Band 1 Urgent Courses	1	49	2.0%	10.1%	9.7%	9.2%
% of FP17s Relating to Free Repair or Replacements	0	49	0.0%	0.6%	0.6%	0.7%
% of FP17s Relating to Continuations	0	49	0.0%	0.5%	0.8%	0.8%
% of Patients satisfied with the dentistry they have received	0	0	N/A	92.6%	93.4%	93.4%
% of Patients satisfied with the time they had to wait for an appointment	0	0	N/A	85.1%	86.8%	87.6%

* This is based on patients treated on this contract for their most recent course of treatment. Figures in italics indicate the base number of FP17s or Patient Questionnaire responses are less than 100. N/A is shown where the base number of responses is less than 10 during the period. % is calculated as Quantity/Base number*100

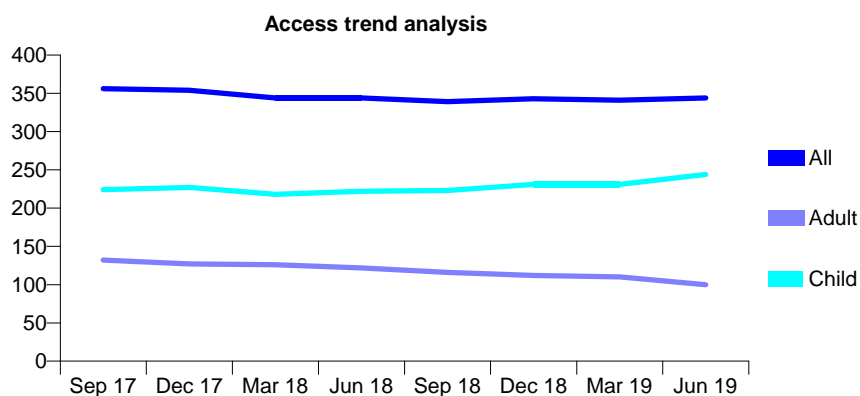
Q69 - Vital Signs At a Glance Contract Report for 344192/0001 - June 2019

Name or company name	MR KV KARLEKAR
Contract type name	GDS Contract
Purpose of contract	General
Contract start date	01/09/2013
Contract end date	

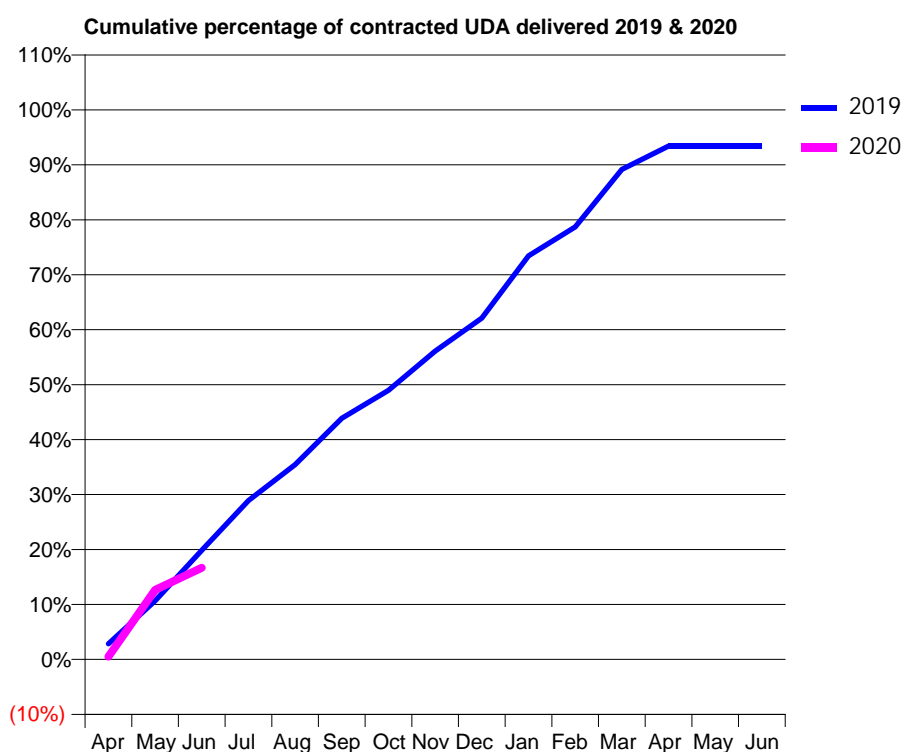
19/20 Contracted general activity (UDA)	1,141
Carry forward general activity (UDA)	0
19/20 Contracted orthodontic activity (UOA)	0
Carry forward orthodontic activity (UOA)	0
Baseline contract value	£29,918.92

ACCESS*

Patients seen in 24 months	Total	Change since previous quarter
Quarter ending June 2018	344	
Quarter ending September 2018	339	↓
Quarter ending December 2018	343	→
Quarter ending March 2019	341	→
Quarter ending June 2019	344	→
Variance since June 2018	0.0%	→



ACTIVITY



Month	2019	2020
April	33	6
May	122	144
June	226	190
July	330	
August	405	
September	501	
October	559	
November	640	
December	709	
January	838	
February	898	
March	1,017	
April	1,066	
May	1,066	
June	1,066	

QUALITY

	Quantity	Base Number	Contract	AT	Region	England
% of FP17s for the same patient ID Re-attending within 3 months - Children	3	81	3.7%	10.7%	10.6%	11.4%
% of FP17s for the same patient ID Re-attending within 3 months - Adults	2	20	10.0%	14.5%	15.2%	15.4%
% of FP17s for the same patient ID Re-attending between 3 & 9 months - Children	38	81	46.9%	59.2%	62.3%	59.8%
% of FP17s for the same patient ID Re-attending between 3 & 9 months - Adults	11	20	55.0%	49.9%	53.3%	52.1%
% of FP17s for Band 1 Urgent Courses	2	79	2.5%	10.1%	9.7%	9.2%
% of FP17s Relating to Free Repair or Replacements	0	79	0.0%	0.6%	0.6%	0.7%
% of FP17s Relating to Continuations	1	79	1.3%	0.5%	0.8%	0.8%
% of Patients satisfied with the dentistry they have received	0	0	N/A	92.6%	93.4%	93.4%
% of Patients satisfied with the time they had to wait for an appointment	0	0	N/A	85.1%	86.8%	87.6%

* This is based on patients treated on this contract for their most recent course of treatment. Figures in italics indicate the base number of FP17s or Patient Questionnaire responses are less than 100. N/A is shown where the base number of responses is less than 10 during the period. % is calculated as Quantity/Base number*100

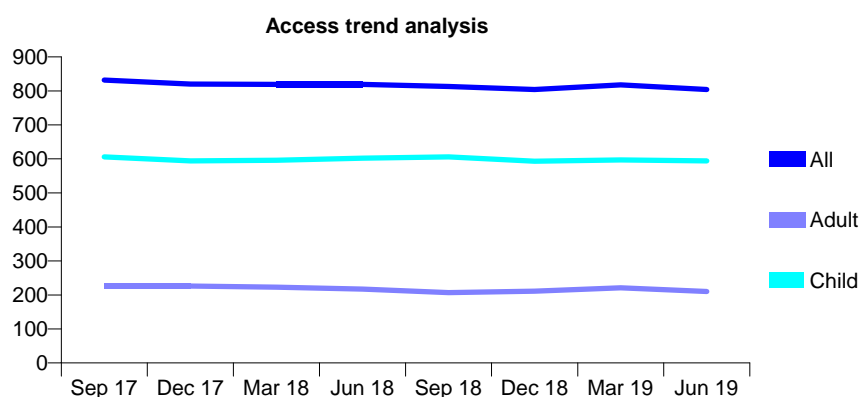
Q69 - Vital Signs At a Glance Contract Report for 344311/0001 - June 2019

Name or company name	MR VG CHUGANI
Contract type name	GDS Contract
Purpose of contract	General
Contract start date	01/04/2006
Contract end date	

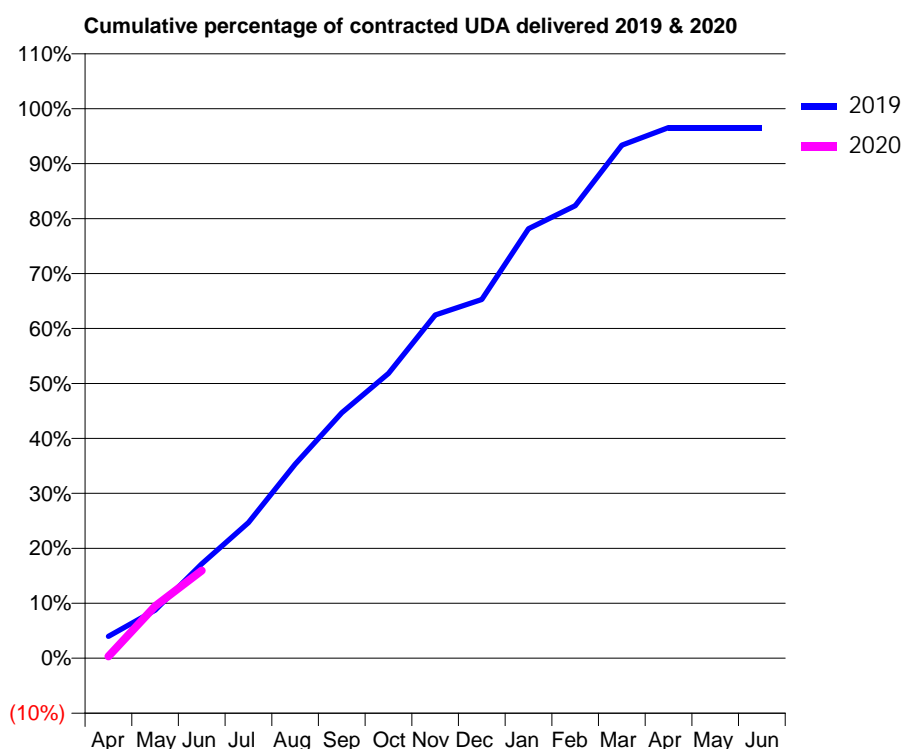
19/20 Contracted general activity (UDA)	1,570
Carry forward general activity (UDA)	0
19/20 Contracted orthodontic activity (UOA)	0
Carry forward orthodontic activity (UOA)	0
Baseline contract value	£38,415.72

ACCESS*

Patients seen in 24 months	Total	Change since previous quarter
Quarter ending June 2018	819	
Quarter ending September 2018	813	→
Quarter ending December 2018	804	↓
Quarter ending March 2019	818	→
Quarter ending June 2019	804	↓
Variance since June 2018	(1.8%)	↓



ACTIVITY



Month	2019	2020
April	62	5
May	137	149
June	269	251
July	388	
August	555	
September	701	
October	814	
November	981	
December	1,025	
January	1,227	
February	1,293	
March	1,465	
April	1,516	
May	1,516	
June	1,516	

QUALITY

	Quantity	Base Number	Contract	AT	Region	England
% of FP17s for the same patient ID Re-attending within 3 months - Children	14	202	6.9%	10.7%	10.6%	11.4%
% of FP17s for the same patient ID Re-attending within 3 months - Adults	1	34	2.9%	14.5%	15.2%	15.4%
% of FP17s for the same patient ID Re-attending between 3 & 9 months - Children	139	202	68.8%	59.2%	62.3%	59.8%
% of FP17s for the same patient ID Re-attending between 3 & 9 months - Adults	25	34	73.5%	49.9%	53.3%	52.1%
% of FP17s for Band 1 Urgent Courses	8	191	4.2%	10.1%	9.7%	9.2%
% of FP17s Relating to Free Repair or Replacements	1	191	0.5%	0.6%	0.6%	0.7%
% of FP17s Relating to Continuations	0	191	0.0%	0.5%	0.8%	0.8%
% of Patients satisfied with the dentistry they have received	0	0	N/A	92.6%	93.4%	93.4%
% of Patients satisfied with the time they had to wait for an appointment	0	0	N/A	85.1%	86.8%	87.6%

* This is based on patients treated on this contract for their most recent course of treatment.

Figures in italics indicate the base number of FP17s or Patient Questionnaire responses are less than 100. N/A is shown where the base number of responses is less than 10 during the period. % is calculated as Quantity/Base number*100

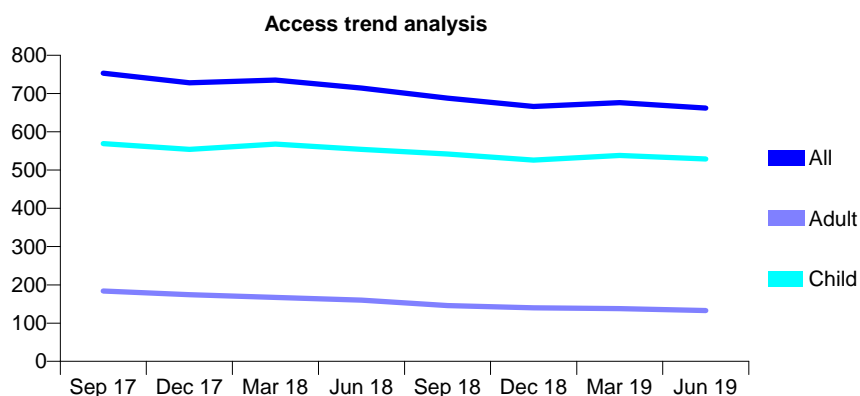
Q69 - Vital Signs At a Glance Contract Report for 351458/0001 - June 2019

Name or company name	McAleavey and Padget
Contract type name	GDS Contract
Purpose of contract	General
Contract start date	01/04/2006
Contract end date	

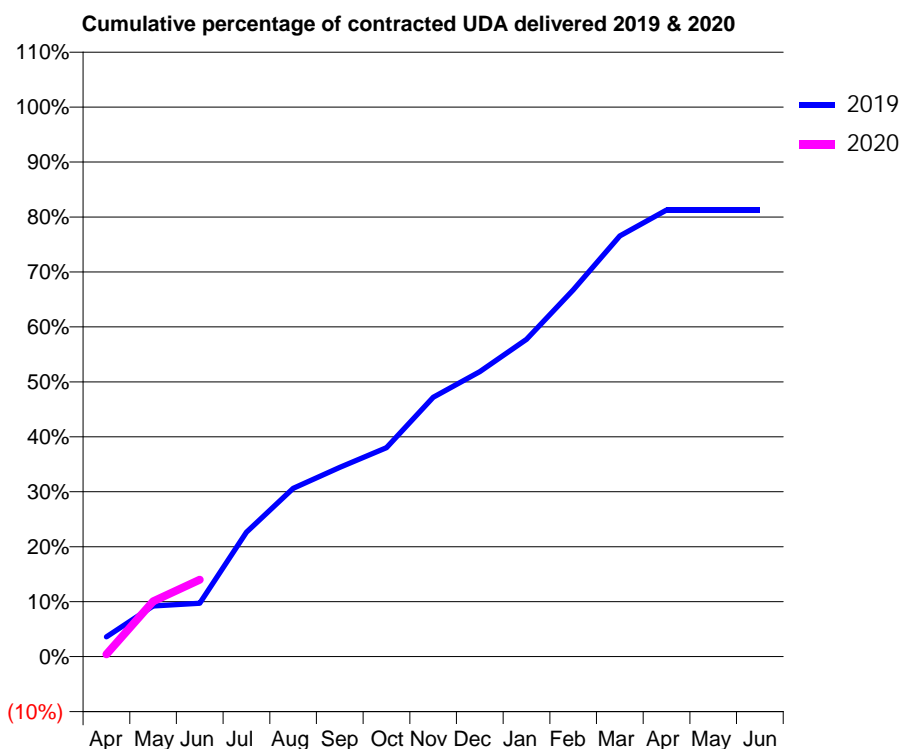
19/20 Contracted general activity (UDA)	1,443
Carry forward general activity (UDA)	0
19/20 Contracted orthodontic activity (UOA)	0
Carry forward orthodontic activity (UOA)	0
Baseline contract value	£35,211.53

ACCESS*

Patients seen in 24 months	Total	Change since previous quarter
Quarter ending June 2018	714	
Quarter ending September 2018	688	↓
Quarter ending December 2018	666	↓
Quarter ending March 2019	676	→
Quarter ending June 2019	662	↓
Variance since June 2018	(7.3%)	↓



ACTIVITY



Month	Adjusted Scheduled Activity (UDA)	
	2019	2020
April	52	6
May	133	145
June	140	202
July	327	
August	442	
September	497	
October	548	
November	681	
December	748	
January	833	
February	963	
March	1,105	
April	1,173	
May	1,173	
June	1,173	

QUALITY

	Quantity	Base Number	Contract	AT	Region	England
% of FP17s for the same patient ID Re-attending within 3 months - Children	13	146	8.9%	10.7%	10.6%	11.4%
% of FP17s for the same patient ID Re-attending within 3 months - Adults	3	20	15.0%	14.5%	15.2%	15.4%
% of FP17s for the same patient ID Re-attending between 3 & 9 months - Children	63	146	43.2%	59.2%	62.3%	59.8%
% of FP17s for the same patient ID Re-attending between 3 & 9 months - Adults	8	20	40.0%	49.9%	53.3%	52.1%
% of FP17s for Band 1 Urgent Courses	9	128	7.0%	10.1%	9.7%	9.2%
% of FP17s Relating to Free Repair or Replacements	0	128	0.0%	0.6%	0.6%	0.7%
% of FP17s Relating to Continuations	1	128	0.8%	0.5%	0.8%	0.8%
% of Patients satisfied with the dentistry they have received	0	0	N/A	92.6%	93.4%	93.4%
% of Patients satisfied with the time they had to wait for an appointment	0	0	N/A	85.1%	86.8%	87.6%

* This is based on patients treated on this contract for their most recent course of treatment. Figures in italics indicate the base number of FP17s or Patient Questionnaire responses are less than 100. N/A is shown where the base number of responses is less than 10 during the period. % is calculated as Quantity/Base number*100

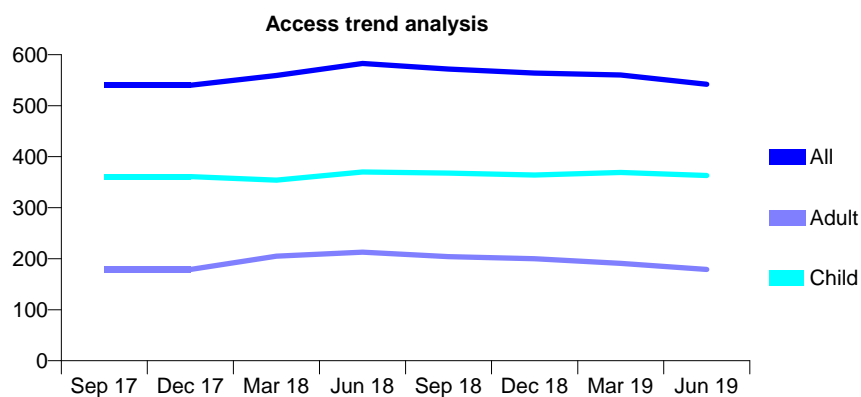
Q69 - Vital Signs At a Glance Contract Report for 353434/0001 - June 2019

Name or company name	MR RS DHILLON
Contract type name	GDS Contract
Purpose of contract	General
Contract start date	01/04/2006
Contract end date	

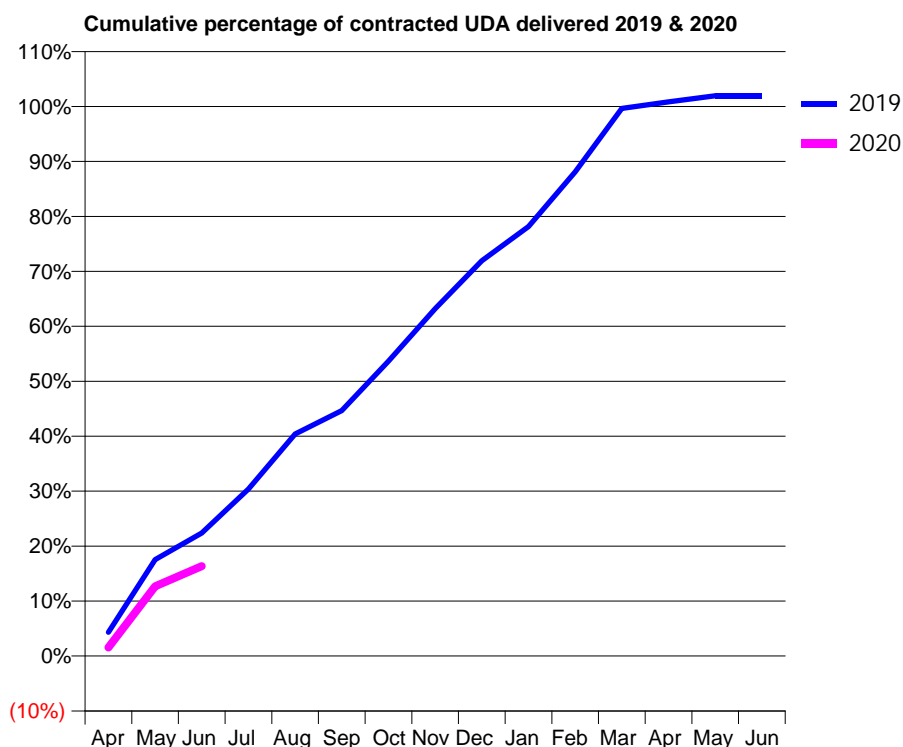
19/20 Contracted general activity (UDA)	1,018
Carry forward general activity (UDA)	0
19/20 Contracted orthodontic activity (UOA)	0
Carry forward orthodontic activity (UOA)	0
Baseline contract value	£28,171.93

ACCESS*

Patients seen in 24 months	Total	Change since previous quarter
Quarter ending June 2018	583	
Quarter ending September 2018	572	↓
Quarter ending December 2018	564	↓
Quarter ending March 2019	560	→
Quarter ending June 2019	542	↓
Variance since June 2018	(7.0%)	↓



ACTIVITY



Month	Adjusted Scheduled Activity (UDA)	
	2019	2020
April	44	16
May	179	129
June	228	167
July	309	
August	411	
September	455	
October	546	
November	643	
December	732	
January	796	
February	897	
March	1,014	
April	1,027	
May	1,038	
June	1,038	

QUALITY

	Quantity	Base Number	Contract	AT	Region	England
% of FP17s for the same patient ID Re-attending within 3 months - Children	9	116	7.8%	10.7%	10.6%	11.4%
% of FP17s for the same patient ID Re-attending within 3 months - Adults	7	43	16.3%	14.5%	15.2%	15.4%
% of FP17s for the same patient ID Re-attending between 3 & 9 months - Children	67	116	57.8%	59.2%	62.3%	59.8%
% of FP17s for the same patient ID Re-attending between 3 & 9 months - Adults	25	43	58.1%	49.9%	53.3%	52.1%
% of FP17s for Band 1 Urgent Courses	8	139	5.8%	10.1%	9.7%	9.2%
% of FP17s Relating to Free Repair or Replacements	2	139	1.4%	0.6%	0.6%	0.7%
% of FP17s Relating to Continuations	0	139	0.0%	0.5%	0.8%	0.8%
% of Patients satisfied with the dentistry they have received	0	0	N/A	92.6%	93.4%	93.4%
% of Patients satisfied with the time they had to wait for an appointment	0	0	N/A	85.1%	86.8%	87.6%

* This is based on patients treated on this contract for their most recent course of treatment. Figures in italics indicate the base number of FP17s or Patient Questionnaire responses are less than 100. N/A is shown where the base number of responses is less than 10 during the period. % is calculated as Quantity/Base number*100

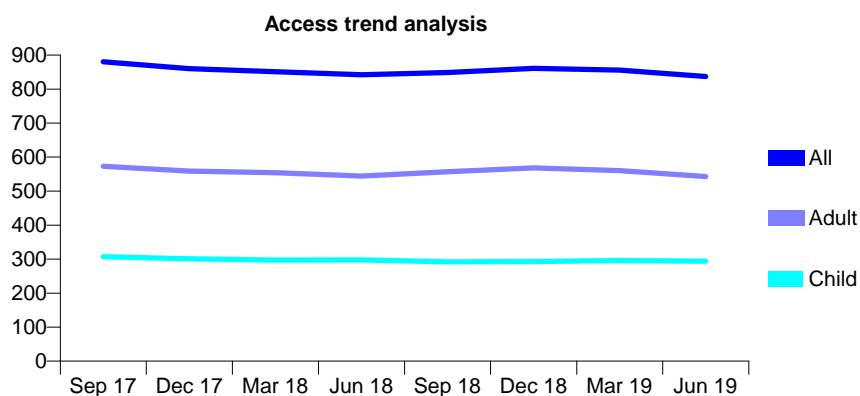
Q69 - Vital Signs At a Glance Contract Report for 355763/0001 - June 2019

Name or company name	MR AJ DANDAPAT
Contract type name	GDS Contract
Purpose of contract	General
Contract start date	01/04/2006
Contract end date	

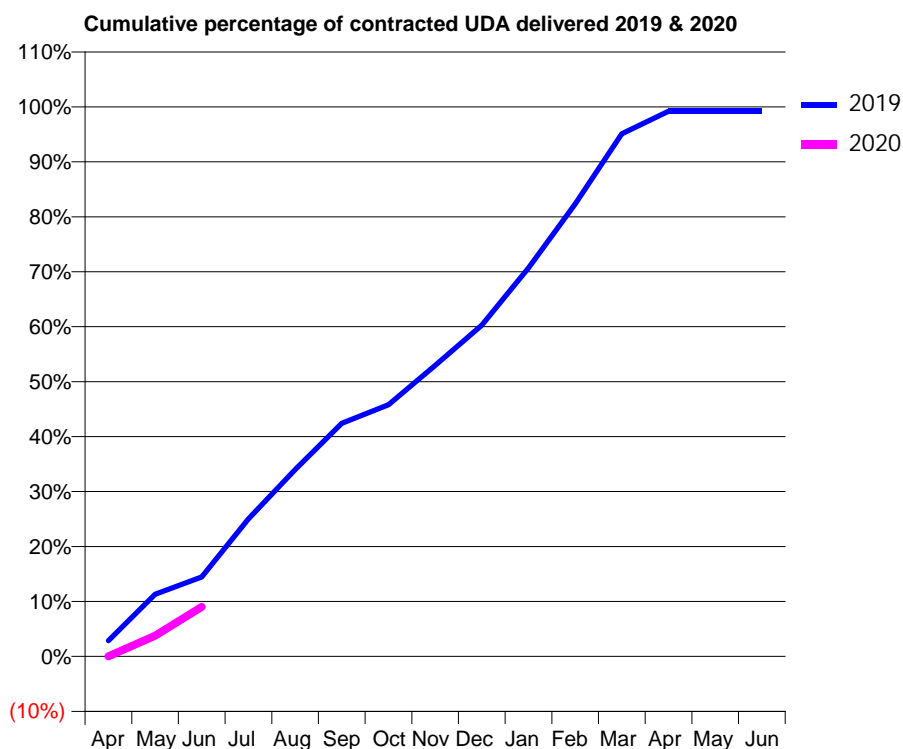
19/20 Contracted general activity (UDA)	3,556
Carry forward general activity (UDA)	0
19/20 Contracted orthodontic activity (UOA)	0
Carry forward orthodontic activity (UOA)	0
Baseline contract value	£93,012.85

ACCESS*

Patients seen in 24 months	Total	Change since previous quarter
Quarter ending June 2018	842	
Quarter ending September 2018	849	→
Quarter ending December 2018	861	→
Quarter ending March 2019	856	→
Quarter ending June 2019	837	↓
Variance since June 2018	(0.6%)	→



ACTIVITY



Month	Adjusted Scheduled Activity (UDA)	
	2019	2020
April	102	0
May	402	134
June	515	320
July	890	
August	1,209	
September	1,509	
October	1,629	
November	1,883	
December	2,143	
January	2,514	
February	2,928	
March	3,382	
April	3,527	
May	3,527	
June	3,527	

QUALITY

	Quantity	Base Number	Contract	AT	Region	England
% of FP17s for the same patient ID Re-attending within 3 months - Children	10	111	9.0%	10.7%	10.6%	11.4%
% of FP17s for the same patient ID Re-attending within 3 months - Adults	19	138	13.8%	14.5%	15.2%	15.4%
% of FP17s for the same patient ID Re-attending between 3 & 9 months - Children	86	111	77.5%	59.2%	62.3%	59.8%
% of FP17s for the same patient ID Re-attending between 3 & 9 months - Adults	92	138	66.7%	49.9%	53.3%	52.1%
% of FP17s for Band 1 Urgent Courses	1	191	0.5%	10.1%	9.7%	9.2%
% of FP17s Relating to Free Repair or Replacements	4	191	2.1%	0.6%	0.6%	0.7%
% of FP17s Relating to Continuations	0	191	0.0%	0.5%	0.8%	0.8%
% of Patients satisfied with the dentistry they have received	0	0	N/A	92.6%	93.4%	93.4%
% of Patients satisfied with the time they had to wait for an appointment	0	0	N/A	85.1%	86.8%	87.6%

* This is based on patients treated on this contract for their most recent course of treatment. Figures in italics indicate the base number of FP17s or Patient Questionnaire responses are less than 100. N/A is shown where the base number of responses is less than 10 during the period. % is calculated as Quantity/Base number*100

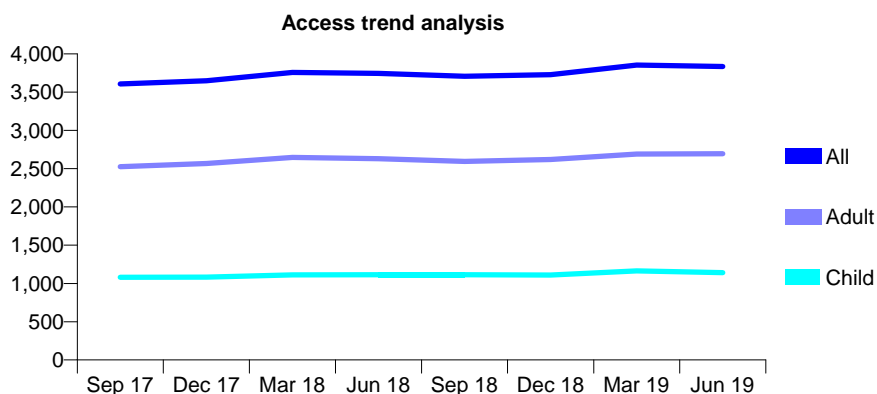
Q69 - Vital Signs At a Glance Contract Report for 356581/0001 - June 2019

Name or company name	MR ZR ANWAR
Contract type name	GDS Contract
Purpose of contract	General
Contract start date	28/07/2012
Contract end date	

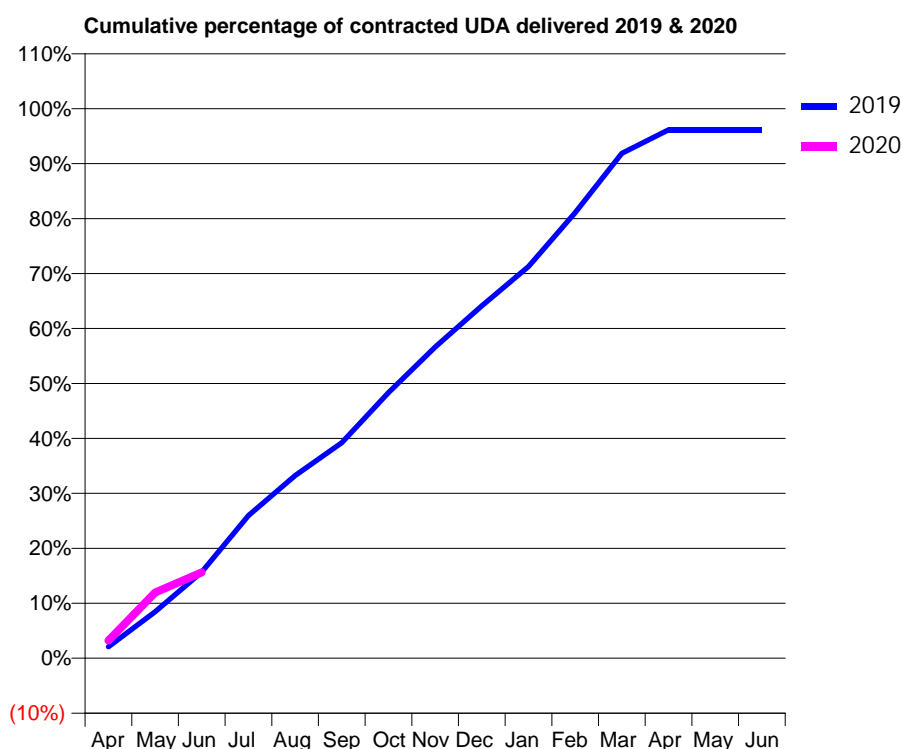
19/20 Contracted general activity (UDA)	9,276
Carry forward general activity (UDA)	0
19/20 Contracted orthodontic activity (UOA)	0
Carry forward orthodontic activity (UOA)	0
Baseline contract value	£223,991.96

ACCESS*

Patients seen in 24 months	Total	Change since previous quarter
Quarter ending June 2018	3,745	
Quarter ending September 2018	3,706	↓
Quarter ending December 2018	3,728	→
Quarter ending March 2019	3,855	↑
Quarter ending June 2019	3,836	→
Variance since June 2018	2.4%	↑



ACTIVITY



Month	2019	2020
April	209	299
May	855	1,108
June	1,587	1,447
July	2,624	
August	3,361	
September	3,964	
October	4,886	
November	5,726	
December	6,481	
January	7,209	
February	8,198	
March	9,289	
April	9,719	
May	9,723	
June	9,723	

QUALITY

	Quantity	Base Number	Contract	AT	Region	England
% of FP17s for the same patient ID Re-attending within 3 months - Children	33	367	9.0%	10.7%	10.6%	11.4%
% of FP17s for the same patient ID Re-attending within 3 months - Adults	85	663	12.8%	14.5%	15.2%	15.4%
% of FP17s for the same patient ID Re-attending between 3 & 9 months - Children	257	367	70.0%	59.2%	62.3%	59.8%
% of FP17s for the same patient ID Re-attending between 3 & 9 months - Adults	273	663	41.2%	49.9%	53.3%	52.1%
% of FP17s for Band 1 Urgent Courses	67	853	7.9%	10.1%	9.7%	9.2%
% of FP17s Relating to Free Repair or Replacements	3	853	0.4%	0.6%	0.6%	0.7%
% of FP17s Relating to Continuations	2	853	0.2%	0.5%	0.8%	0.8%
% of Patients satisfied with the dentistry they have received	1	1	N/A	92.6%	93.4%	93.4%
% of Patients satisfied with the time they had to wait for an appointment	1	1	N/A	85.1%	86.8%	87.6%

* This is based on patients treated on this contract for their most recent course of treatment. Figures in italics indicate the base number of FP17s or Patient Questionnaire responses are less than 100. N/A is shown where the base number of responses is less than 10 during the period. % is calculated as Quantity/Base number*100

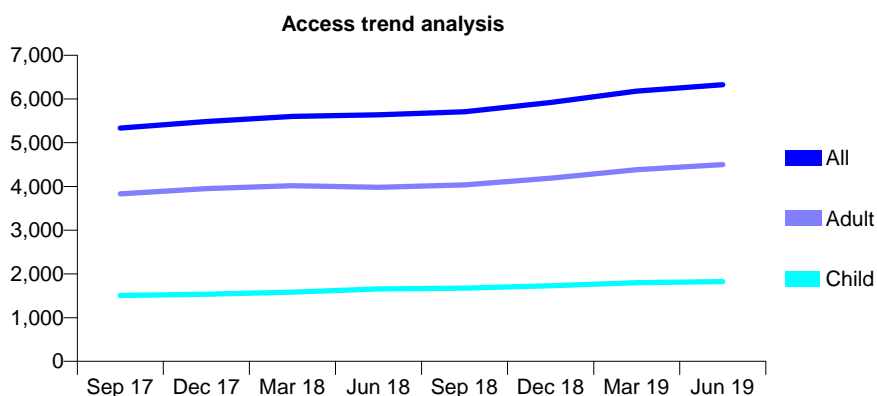
Q69 - Vital Signs At a Glance Contract Report for 359270/0019 - June 2019

Name or company name	MR AF RAI
Contract type name	GDS Contract
Purpose of contract	General
Contract start date	01/11/2012
Contract end date	

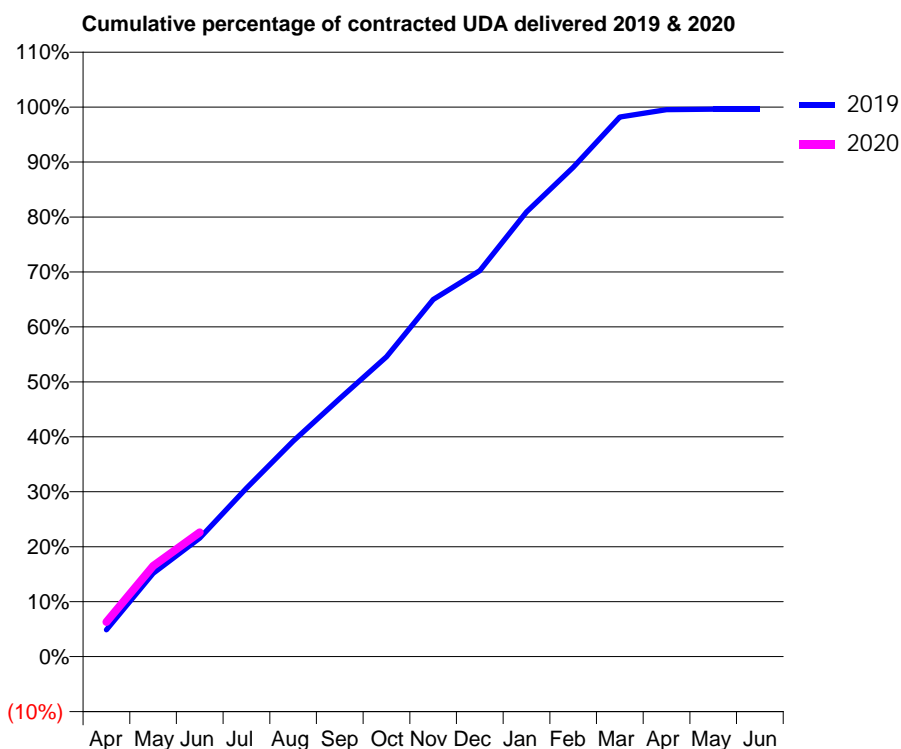
19/20 Contracted general activity (UDA)	13,000
Carry forward general activity (UDA)	0
19/20 Contracted orthodontic activity (UOA)	0
Carry forward orthodontic activity (UOA)	0
Baseline contract value	£326,404.89

ACCESS*

Patients seen in 24 months	Total	Change since previous quarter
Quarter ending June 2018	5,637	
Quarter ending September 2018	5,709	→
Quarter ending December 2018	5,920	↑
Quarter ending March 2019	6,182	↑
Quarter ending June 2019	6,327	↑
Variance since June 2018	12.2%	↑



ACTIVITY



Month	Adjusted Scheduled Activity (UDA)	
	2019	2020
April	699	819
May	2,165	2,143
June	3,084	2,940
July	4,384	
August	5,609	
September	6,717	
October	7,803	
November	9,295	
December	10,046	
January	11,571	
February	12,733	
March	14,037	
April	14,233	
May	14,243	
June	14,243	

QUALITY

	Quantity	Base Number	Contract	AT	Region	England
% of FP17s for the same patient ID Re-attending within 3 months - Children	35	561	6.2%	10.7%	10.6%	11.4%
% of FP17s for the same patient ID Re-attending within 3 months - Adults	161	1,152	14.0%	14.5%	15.2%	15.4%
% of FP17s for the same patient ID Re-attending between 3 & 9 months - Children	329	561	58.6%	59.2%	62.3%	59.8%
% of FP17s for the same patient ID Re-attending between 3 & 9 months - Adults	481	1,152	41.8%	49.9%	53.3%	52.1%
% of FP17s for Band 1 Urgent Courses	246	1,589	15.5%	10.1%	9.7%	9.2%
% of FP17s Relating to Free Repair or Replacements	9	1,589	0.6%	0.6%	0.6%	0.7%
% of FP17s Relating to Continuations	11	1,589	0.7%	0.5%	0.8%	0.8%
% of Patients satisfied with the dentistry they have received	4	4	N/A	92.6%	93.4%	93.4%
% of Patients satisfied with the time they had to wait for an appointment	3	4	N/A	85.1%	86.8%	87.6%

* This is based on patients treated on this contract for their most recent course of treatment. Figures in italics indicate the base number of FP17s or Patient Questionnaire responses are less than 100. N/A is shown where the base number of responses is less than 10 during the period. % is calculated as Quantity/Base number*100

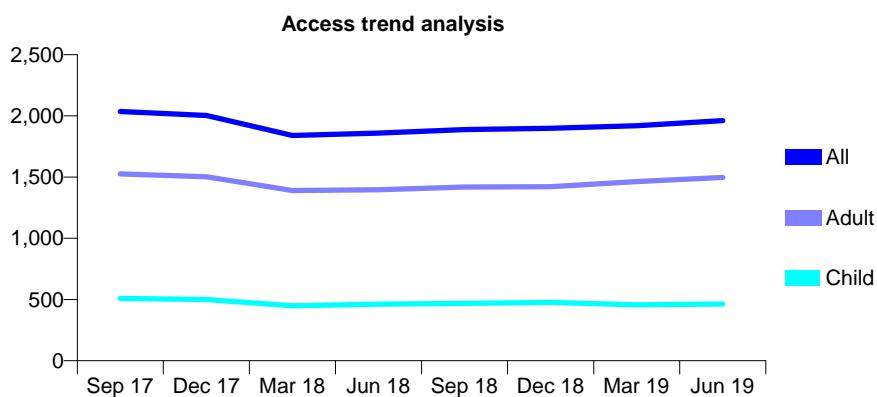
Q69 - Vital Signs At a Glance Contract Report for 360589/0001 - June 2019

Name or company name	Carling Dental Practice
Contract type name	GDS Contract
Purpose of contract	General
Contract start date	01/04/2006
Contract end date	

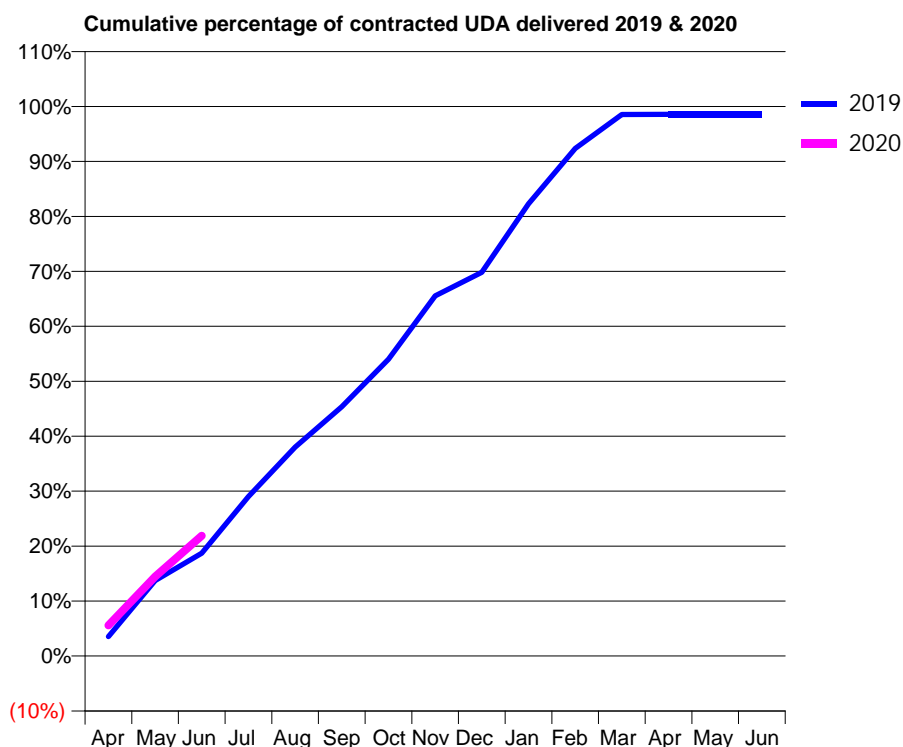
19/20 Contracted general activity (UDA)	5,446
Carry forward general activity (UDA)	0
19/20 Contracted orthodontic activity (UOA)	0
Carry forward orthodontic activity (UOA)	0
Baseline contract value	£152,647.15

ACCESS*

Patients seen in 24 months	Total	Change since previous quarter
Quarter ending June 2018	1,859	
Quarter ending September 2018	1,888	→
Quarter ending December 2018	1,898	→
Quarter ending March 2019	1,920	→
Quarter ending June 2019	1,961	↑
Variance since June 2018	5.5%	↑



ACTIVITY



Month	Adjusted Scheduled Activity (UDA)	
	2019	2020
April	194	305
May	749	788
June	1,020	1,192
July	1,580	
August	2,070	
September	2,471	
October	2,941	
November	3,568	
December	3,803	
January	4,481	
February	5,029	
March	5,366	
April	5,367	
May	5,367	
June	5,367	

QUALITY

	Quantity	Base Number	Contract	AT	Region	England
% of FP17s for the same patient ID Re-attending within 3 months - Children	18	161	11.2%	10.7%	10.6%	11.4%
% of FP17s for the same patient ID Re-attending within 3 months - Adults	55	474	11.6%	14.5%	15.2%	15.4%
% of FP17s for the same patient ID Re-attending between 3 & 9 months - Children	77	161	47.8%	59.2%	62.3%	59.8%
% of FP17s for the same patient ID Re-attending between 3 & 9 months - Adults	211	474	44.5%	49.9%	53.3%	52.1%
% of FP17s for Band 1 Urgent Courses	99	634	15.6%	10.1%	9.7%	9.2%
% of FP17s Relating to Free Repair or Replacements	19	634	3.0%	0.6%	0.6%	0.7%
% of FP17s Relating to Continuations	0	634	0.0%	0.5%	0.8%	0.8%
% of Patients satisfied with the dentistry they have received	1	1	N/A	92.6%	93.4%	93.4%
% of Patients satisfied with the time they had to wait for an appointment	1	1	N/A	85.1%	86.8%	87.6%

* This is based on patients treated on this contract for their most recent course of treatment. Figures in italics indicate the base number of FP17s or Patient Questionnaire responses are less than 100. N/A is shown where the base number of responses is less than 10 during the period. % is calculated as Quantity/Base number*100

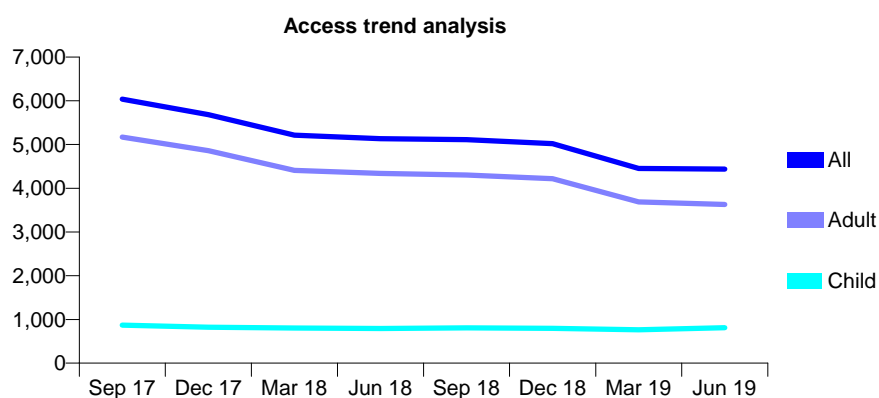
Q69 - Vital Signs At a Glance Contract Report for 385905/0001 - June 2019

Name or company name	Mr S Kaura and Mr T Tariq
Contract type name	GDS Contract
Purpose of contract	General
Contract start date	01/04/2006
Contract end date	

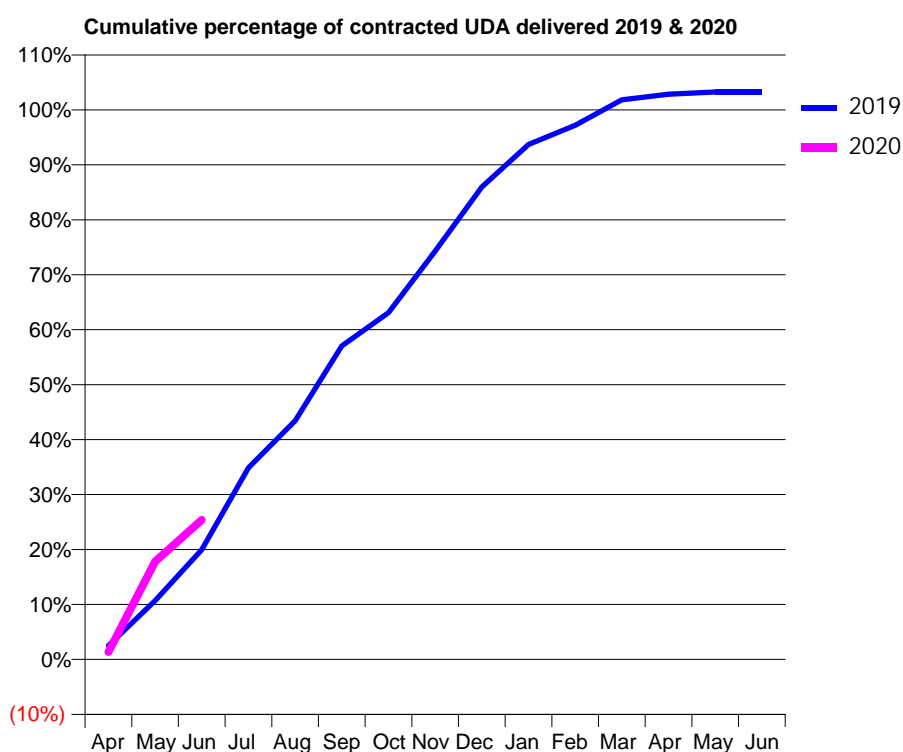
19/20 Contracted general activity (UDA)	10,897
Carry forward general activity (UDA)	0
19/20 Contracted orthodontic activity (UOA)	0
Carry forward orthodontic activity (UOA)	0
Baseline contract value	£321,398.88

ACCESS*

Patients seen in 24 months	Total	Change since previous quarter
Quarter ending June 2018	5,133	
Quarter ending September 2018	5,109	→
Quarter ending December 2018	5,019	↓
Quarter ending March 2019	4,451	↓
Quarter ending June 2019	4,439	→
Variance since June 2018	(13.5%)	↓



ACTIVITY



Month	2019	2020
April	304	146
May	1,284	1,939
June	2,393	2,764
July	4,182	
August	5,204	
September	6,836	
October	7,562	
November	8,906	
December	10,302	
January	11,231	
February	11,651	
March	12,205	
April	12,324	
May	12,374	
June	12,374	

QUALITY

	Quantity	Base Number	Contract	AT	Region	England
% of FP17s for the same patient ID Re-attending within 3 months - Children	23	268	8.6%	10.7%	10.6%	11.4%
% of FP17s for the same patient ID Re-attending within 3 months - Adults	81	979	8.3%	14.5%	15.2%	15.4%
% of FP17s for the same patient ID Re-attending between 3 & 9 months - Children	103	268	38.4%	59.2%	62.3%	59.8%
% of FP17s for the same patient ID Re-attending between 3 & 9 months - Adults	390	979	39.8%	49.9%	53.3%	52.1%
% of FP17s for Band 1 Urgent Courses	340	1,156	29.4%	10.1%	9.7%	9.2%
% of FP17s Relating to Free Repair or Replacements	0	1,156	0.0%	0.6%	0.6%	0.7%
% of FP17s Relating to Continuations	1	1,156	0.1%	0.5%	0.8%	0.8%
% of Patients satisfied with the dentistry they have received	3	3	N/A	92.6%	93.4%	93.4%
% of Patients satisfied with the time they had to wait for an appointment	3	3	N/A	85.1%	86.8%	87.6%

* This is based on patients treated on this contract for their most recent course of treatment. Figures in italics indicate the base number of FP17s or Patient Questionnaire responses are less than 100. N/A is shown where the base number of responses is less than 10 during the period. % is calculated as Quantity/Base number*100

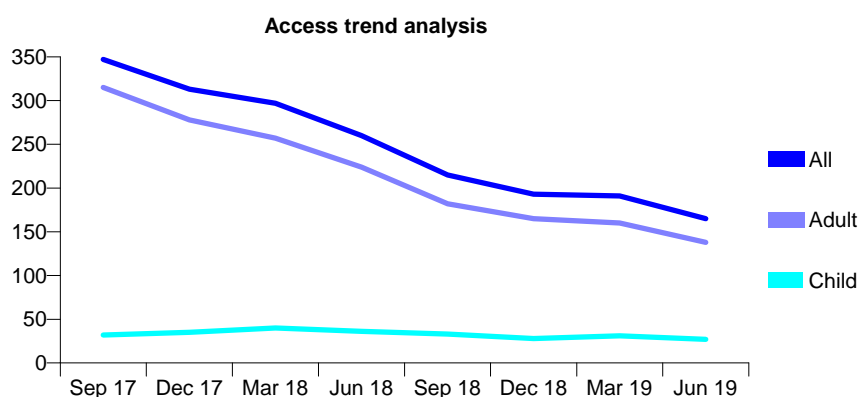
Q69 - Vital Signs At a Glance Contract Report for 385905/0003 - June 2019

Name or company name	Mr S Kaura and Mr T Tariq
Contract type name	PDS Contract
Purpose of contract	General
Contract start date	01/04/2006
Contract end date	31/03/2021

19/20 Contracted general activity (UDA)	3,488
Carry forward general activity (UDA)	0
19/20 Contracted orthodontic activity (UOA)	0
Carry forward orthodontic activity (UOA)	0
Baseline contract value	£106,421.52

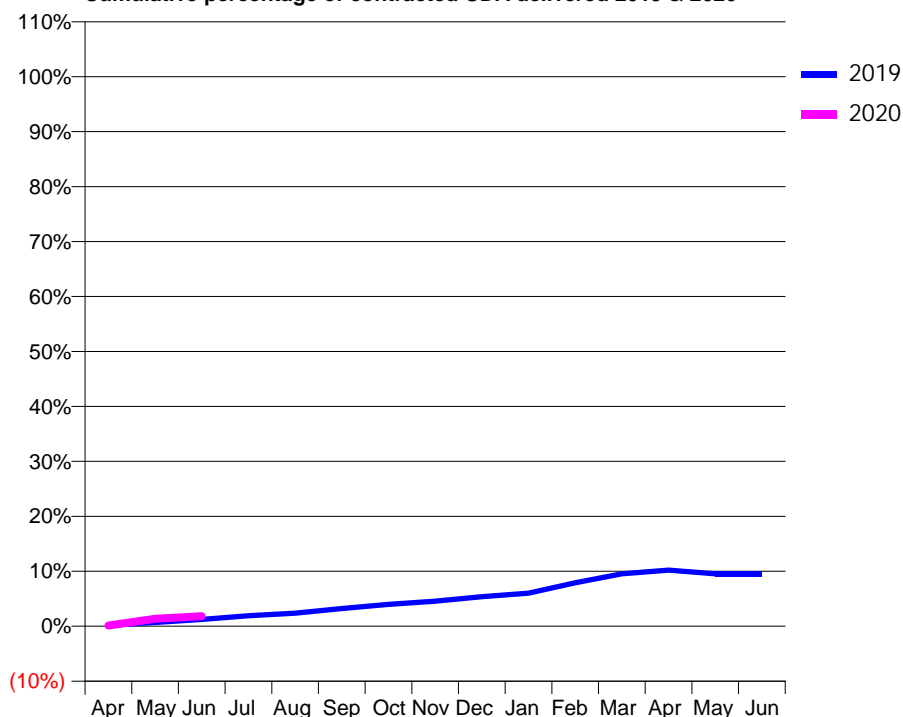
ACCESS*

Patients seen in 24 months	Total	Change since previous quarter
Quarter ending June 2018	260	
Quarter ending September 2018	215	↓
Quarter ending December 2018	193	↓
Quarter ending March 2019	191	↓
Quarter ending June 2019	165	↓
Variance since June 2018	(36.5%)	↓



ACTIVITY

Cumulative percentage of contracted UDA delivered 2019 & 2020



Month	Adjusted Scheduled Activity (UDA)	
	2019	2020
April	6	5
May	24	47
June	43	64
July	67	
August	82	
September	112	
October	139	
November	159	
December	188	
January	210	
February	275	
March	333	
April	356	
May	333	
June	333	

QUALITY

	Quantity	Base Number	Contract	AT	Region	England
% of FP17s for the same patient ID Re-attending within 3 months - Children	1	23	4.3%	10.7%	10.6%	11.4%
% of FP17s for the same patient ID Re-attending within 3 months - Adults	1	35	2.9%	14.5%	15.2%	15.4%
% of FP17s for the same patient ID Re-attending between 3 & 9 months - Children	0	23	0.0%	59.2%	62.3%	59.8%
% of FP17s for the same patient ID Re-attending between 3 & 9 months - Adults	0	35	0.0%	49.9%	53.3%	52.1%
% of FP17s for Band 1 Urgent Courses	50	54	92.6%	10.1%	9.7%	9.2%
% of FP17s Relating to Free Repair or Replacements	0	54	0.0%	0.6%	0.6%	0.7%
% of FP17s Relating to Continuations	0	54	0.0%	0.5%	0.8%	0.8%
% of Patients satisfied with the dentistry they have received	0	0	N/A	92.6%	93.4%	93.4%
% of Patients satisfied with the time they had to wait for an appointment	0	0	N/A	85.1%	86.8%	87.6%

* This is based on patients treated on this contract for their most recent course of treatment.

Figures in italics indicate the base number of FP17s or Patient Questionnaire responses are less than 100. N/A is shown where the base number of responses is less than 10 during the period. % is calculated as Quantity/Base number*100

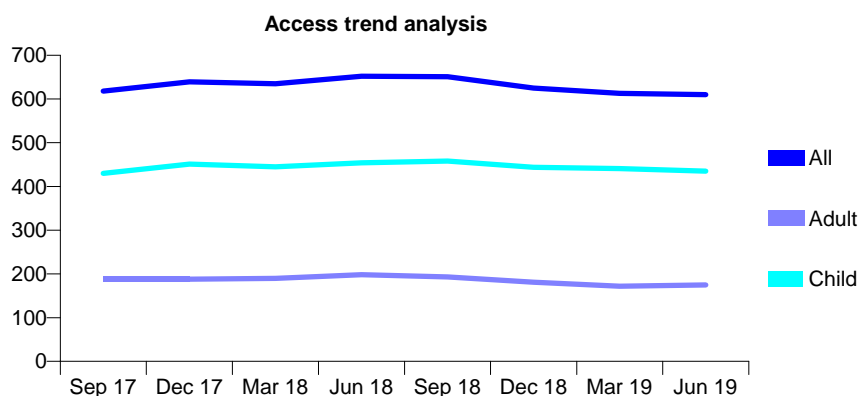
Q69 - Vital Signs At a Glance Contract Report for 566039/0005 - June 2019

Name or company name	Woodstock Dental Practice Partnership
Contract type name	GDS Contract
Purpose of contract	General
Contract start date	01/04/2006
Contract end date	

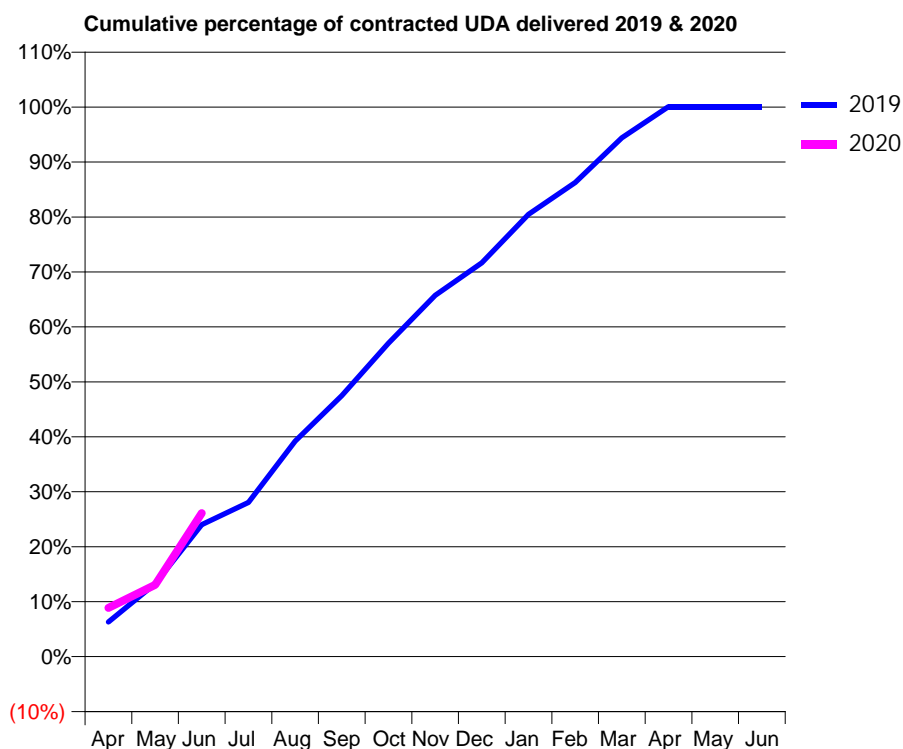
19/20 Contracted general activity (UDA)	1,000
Carry forward general activity (UDA)	0
19/20 Contracted orthodontic activity (UOA)	0
Carry forward orthodontic activity (UOA)	0
Baseline contract value	£27,357.39

ACCESS*

Patients seen in 24 months	Total	Change since previous quarter
Quarter ending June 2018	652	
Quarter ending September 2018	651	→
Quarter ending December 2018	625	↓
Quarter ending March 2019	613	↓
Quarter ending June 2019	610	→
Variance since June 2018	(6.4%)	↓



ACTIVITY



Month	Adjusted Scheduled Activity (UDA)	
	2019	2020
April	66	89
May	139	131
June	252	261
July	295	
August	412	
September	498	
October	599	
November	690	
December	752	
January	845	
February	906	
March	991	
April	1,051	
May	1,051	
June	1,051	

QUALITY

	Quantity	Base Number	Contract	AT	Region	England
% of FP17s for the same patient ID Re-attending within 3 months - Children	10	175	5.7%	10.7%	10.6%	11.4%
% of FP17s for the same patient ID Re-attending within 3 months - Adults	5	38	13.2%	14.5%	15.2%	15.4%
% of FP17s for the same patient ID Re-attending between 3 & 9 months - Children	107	175	61.1%	59.2%	62.3%	59.8%
% of FP17s for the same patient ID Re-attending between 3 & 9 months - Adults	16	38	42.1%	49.9%	53.3%	52.1%
% of FP17s for Band 1 Urgent Courses	5	186	2.7%	10.1%	9.7%	9.2%
% of FP17s Relating to Free Repair or Replacements	0	186	0.0%	0.6%	0.6%	0.7%
% of FP17s Relating to Continuations	0	186	0.0%	0.5%	0.8%	0.8%
% of Patients satisfied with the dentistry they have received	0	0	N/A	92.6%	93.4%	93.4%
% of Patients satisfied with the time they had to wait for an appointment	0	0	N/A	85.1%	86.8%	87.6%

* This is based on patients treated on this contract for their most recent course of treatment. Figures in italics indicate the base number of FP17s or Patient Questionnaire responses are less than 100. N/A is shown where the base number of responses is less than 10 during the period. % is calculated as Quantity/Base number*100

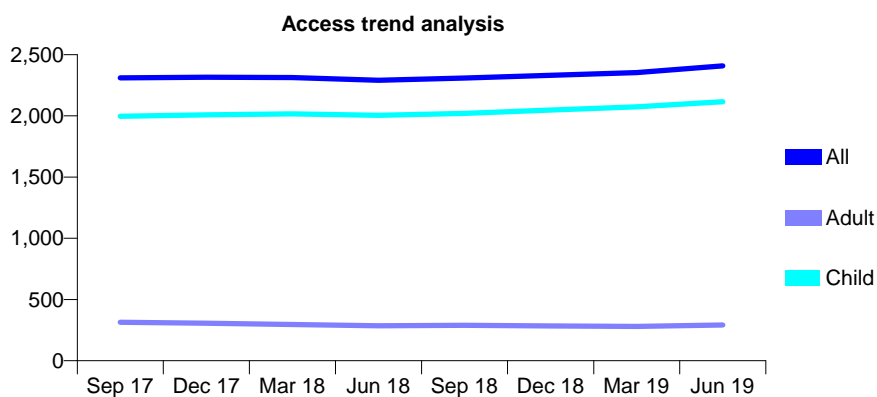
Q69 - Vital Signs At a Glance Contract Report for 566551/0001 - June 2019

Name or company name	MR GB DERRY
Contract type name	GDS Contract
Purpose of contract	General
Contract start date	01/04/2006
Contract end date	

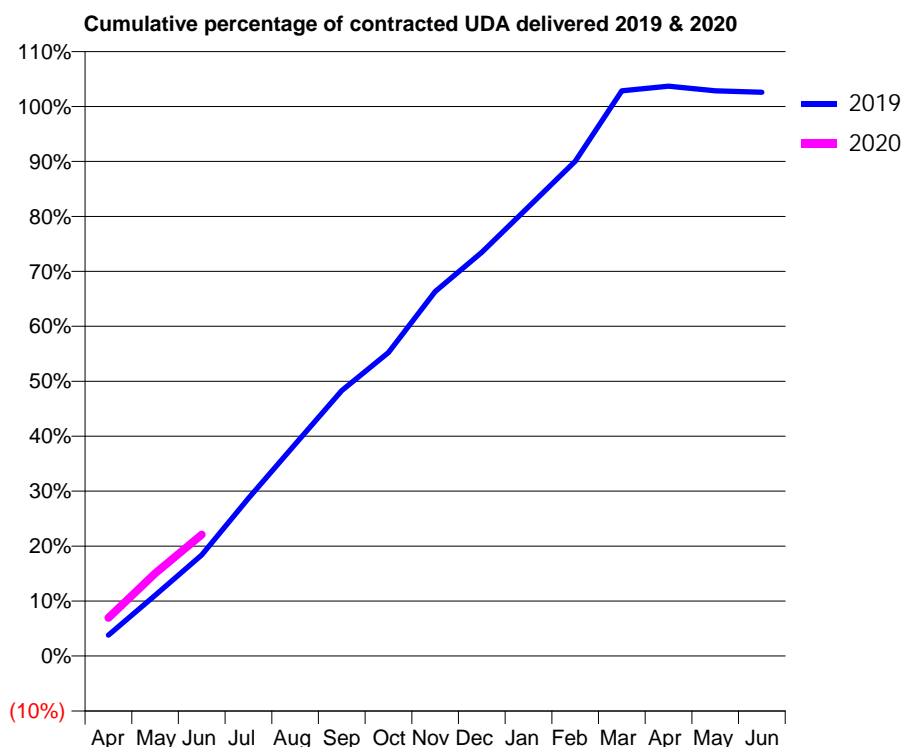
19/20 Contracted general activity (UDA)	5,000
Carry forward general activity (UDA)	0
19/20 Contracted orthodontic activity (UOA)	0
Carry forward orthodontic activity (UOA)	0
Baseline contract value	£140,100.74

ACCESS*

Patients seen in 24 months	Total	Change since previous quarter
Quarter ending June 2018	2,291	
Quarter ending September 2018	2,309	→
Quarter ending December 2018	2,332	→
Quarter ending March 2019	2,354	→
Quarter ending June 2019	2,409	↑
Variance since June 2018	5.2%	↑



ACTIVITY



Month	Adjusted Scheduled Activity (UDA)	
	2019	2020
April	190	347
May	553	753
June	920	1,105
July	1,435	
August	1,928	
September	2,415	
October	2,763	
November	3,317	
December	3,673	
January	4,088	
February	4,502	
March	5,142	
April	5,184	
May	5,142	
June	5,130	

QUALITY

	Quantity	Base Number	Contract	AT	Region	England
% of FP17s for the same patient ID Re-attending within 3 months - Children	85	810	10.5%	10.7%	10.6%	11.4%
% of FP17s for the same patient ID Re-attending within 3 months - Adults	1	35	2.9%	14.5%	15.2%	15.4%
% of FP17s for the same patient ID Re-attending between 3 & 9 months - Children	552	810	68.1%	59.2%	62.3%	59.8%
% of FP17s for the same patient ID Re-attending between 3 & 9 months - Adults	24	35	68.6%	49.9%	53.3%	52.1%
% of FP17s for Band 1 Urgent Courses	31	794	3.9%	10.1%	9.7%	9.2%
% of FP17s Relating to Free Repair or Replacements	0	794	0.0%	0.6%	0.6%	0.7%
% of FP17s Relating to Continuations	0	794	0.0%	0.5%	0.8%	0.8%
% of Patients satisfied with the dentistry they have received	0	0	N/A	92.6%	93.4%	93.4%
% of Patients satisfied with the time they had to wait for an appointment	0	0	N/A	85.1%	86.8%	87.6%

* This is based on patients treated on this contract for their most recent course of treatment. Figures in italics indicate the base number of FP17s or Patient Questionnaire responses are less than 100. N/A is shown where the base number of responses is less than 10 during the period. % is calculated as Quantity/Base number*100

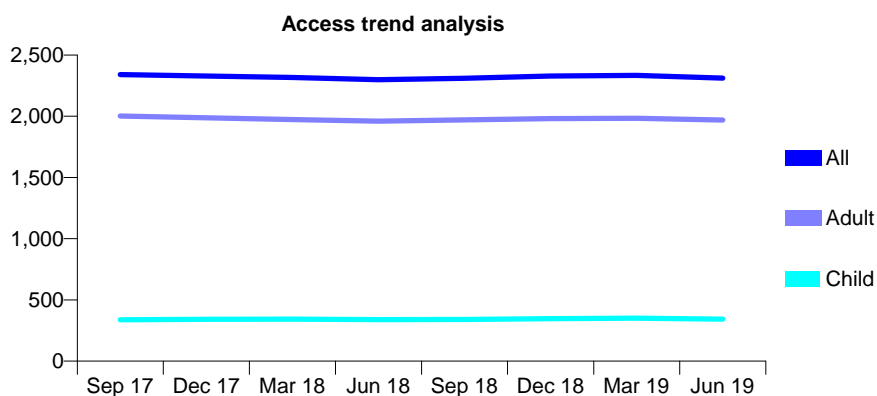
Q69 - Vital Signs At a Glance Contract Report for 575682/0001 - June 2019

Name or company name	Coull, Patel & Taftt
Contract type name	GDS Contract
Purpose of contract	General
Contract start date	01/04/2006
Contract end date	

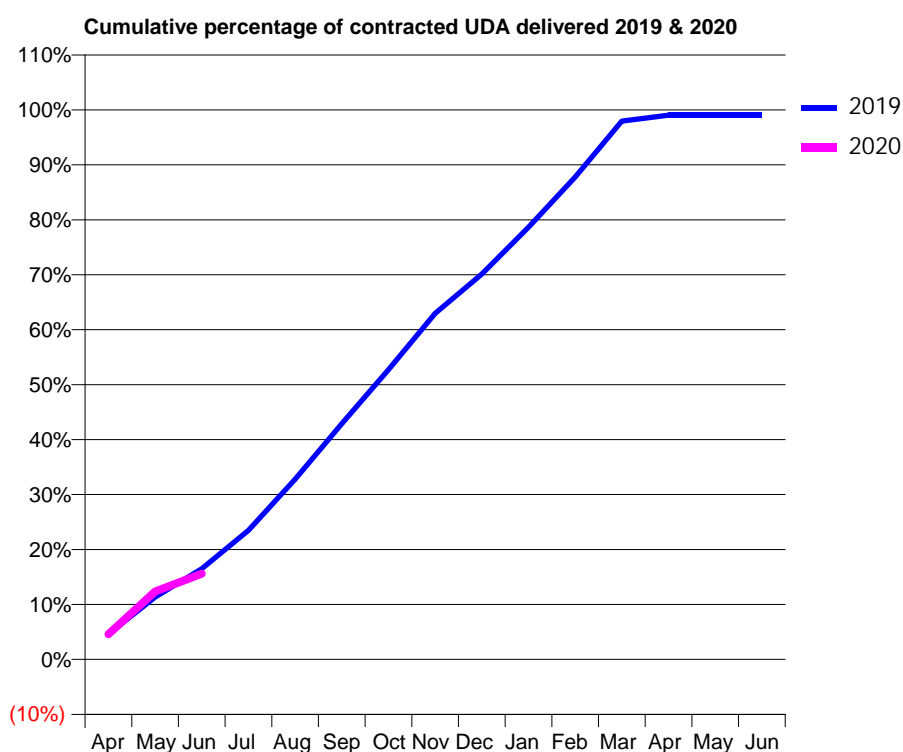
19/20 Contracted general activity (UDA)	6,812
Carry forward general activity (UDA)	0
19/20 Contracted orthodontic activity (UOA)	0
Carry forward orthodontic activity (UOA)	0
Baseline contract value	£166,714.75

ACCESS*

Patients seen in 24 months	Total	Change since previous quarter
Quarter ending June 2018	2,299	
Quarter ending September 2018	2,311	→
Quarter ending December 2018	2,328	→
Quarter ending March 2019	2,334	→
Quarter ending June 2019	2,312	→
Variance since June 2018	0.6%	→



ACTIVITY



Month	Adjusted Scheduled Activity (UDA)	
	2019	2020
April	313	313
May	772	843
June	1,125	1,062
July	1,602	
August	2,235	
September	2,921	
October	3,592	
November	4,291	
December	4,777	
January	5,357	
February	5,981	
March	6,672	
April	6,746	
May	6,746	
June	6,746	

QUALITY

	Quantity	Base Number	Contract	AT	Region	England
% of FP17s for the same patient ID Re-attending within 3 months - Children	6	110	5.5%	10.7%	10.6%	11.4%
% of FP17s for the same patient ID Re-attending within 3 months - Adults	56	550	10.2%	14.5%	15.2%	15.4%
% of FP17s for the same patient ID Re-attending between 3 & 9 months - Children	73	110	66.4%	59.2%	62.3%	59.8%
% of FP17s for the same patient ID Re-attending between 3 & 9 months - Adults	355	550	64.5%	49.9%	53.3%	52.1%
% of FP17s for Band 1 Urgent Courses	66	628	10.5%	10.1%	9.7%	9.2%
% of FP17s Relating to Free Repair or Replacements	1	628	0.2%	0.6%	0.6%	0.7%
% of FP17s Relating to Continuations	4	628	0.6%	0.5%	0.8%	0.8%
% of Patients satisfied with the dentistry they have received	1	2	N/A	92.6%	93.4%	93.4%
% of Patients satisfied with the time they had to wait for an appointment	1	2	N/A	85.1%	86.8%	87.6%

* This is based on patients treated on this contract for their most recent course of treatment. Figures in italics indicate the base number of FP17s or Patient Questionnaire responses are less than 100. N/A is shown where the base number of responses is less than 10 during the period. % is calculated as Quantity/Base number*100

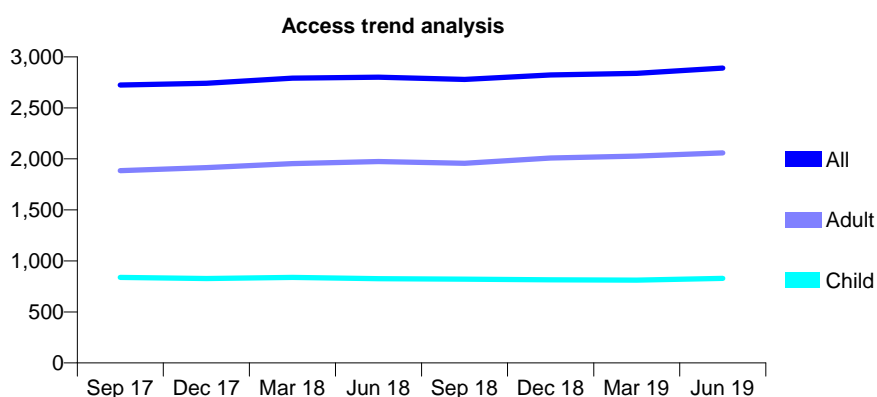
Q69 - Vital Signs At a Glance Contract Report for 578967/0001 - June 2019

Name or company name	Harbinder Dewgun
Contract type name	GDS Contract
Purpose of contract	General
Contract start date	01/04/2006
Contract end date	

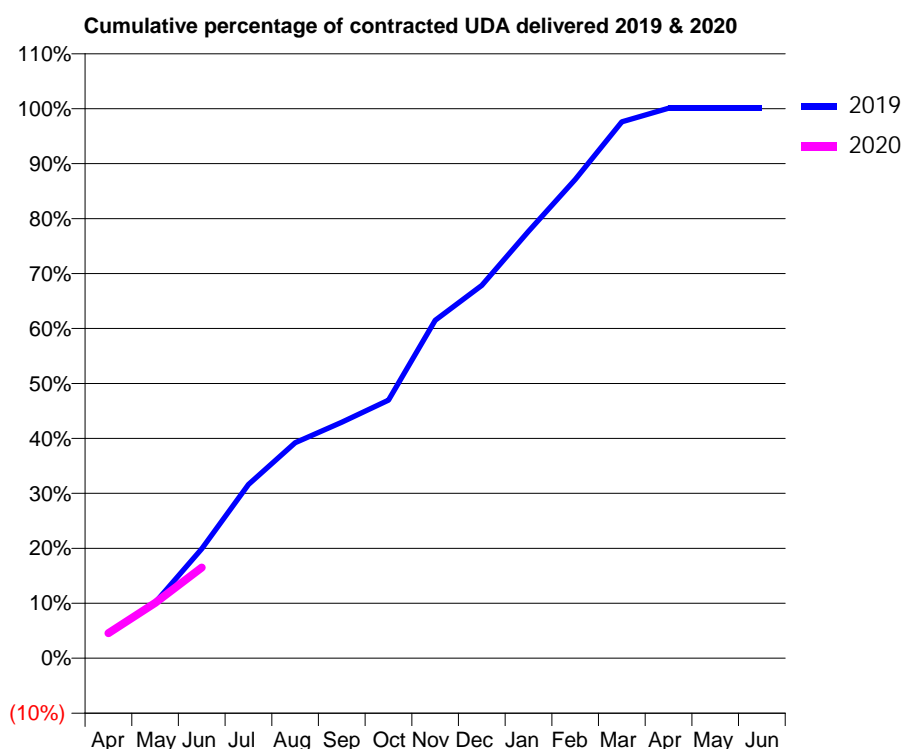
19/20 Contracted general activity (UDA)	7,646
Carry forward general activity (UDA)	0
19/20 Contracted orthodontic activity (UOA)	0
Carry forward orthodontic activity (UOA)	0
Baseline contract value	£187,125.82

ACCESS*

Patients seen in 24 months	Total	Change since previous quarter
Quarter ending June 2018	2,800	
Quarter ending September 2018	2,779	→
Quarter ending December 2018	2,823	→
Quarter ending March 2019	2,839	→
Quarter ending June 2019	2,889	→
Variance since June 2018	3.2%	↑



ACTIVITY



Month	2019	2020
April	351	350
May	774	769
June	1,523	1,261
July	2,416	
August	2,999	
September	3,283	
October	3,591	
November	4,700	
December	5,188	
January	5,940	
February	6,659	
March	7,461	
April	7,651	
May	7,651	
June	7,651	

QUALITY

	Quantity	Base Number	Contract	AT	Region	England
% of FP17s for the same patient ID Re-attending within 3 months - Children	33	311	10.6%	10.7%	10.6%	11.4%
% of FP17s for the same patient ID Re-attending within 3 months - Adults	75	589	12.7%	14.5%	15.2%	15.4%
% of FP17s for the same patient ID Re-attending between 3 & 9 months - Children	197	311	63.3%	59.2%	62.3%	59.8%
% of FP17s for the same patient ID Re-attending between 3 & 9 months - Adults	304	589	51.6%	49.9%	53.3%	52.1%
% of FP17s for Band 1 Urgent Courses	62	789	7.9%	10.1%	9.7%	9.2%
% of FP17s Relating to Free Repair or Replacements	6	789	0.8%	0.6%	0.6%	0.7%
% of FP17s Relating to Continuations	0	789	0.0%	0.5%	0.8%	0.8%
% of Patients satisfied with the dentistry they have received	4	4	N/A	92.6%	93.4%	93.4%
% of Patients satisfied with the time they had to wait for an appointment	4	4	N/A	85.1%	86.8%	87.6%

* This is based on patients treated on this contract for their most recent course of treatment.

Figures in italics indicate the base number of FP17s or Patient Questionnaire responses are less than 100. N/A is shown where the base number of responses is less than 10 during the period. % is calculated as Quantity/Base number*100

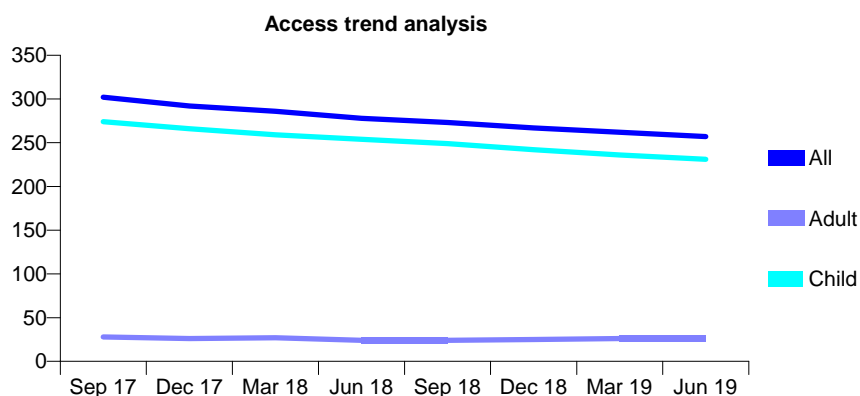
Q69 - Vital Signs At a Glance Contract Report for 630209/0001 - June 2019

Name or company name	MR CR NIXON
Contract type name	GDS Contract
Purpose of contract	General
Contract start date	01/04/2006
Contract end date	

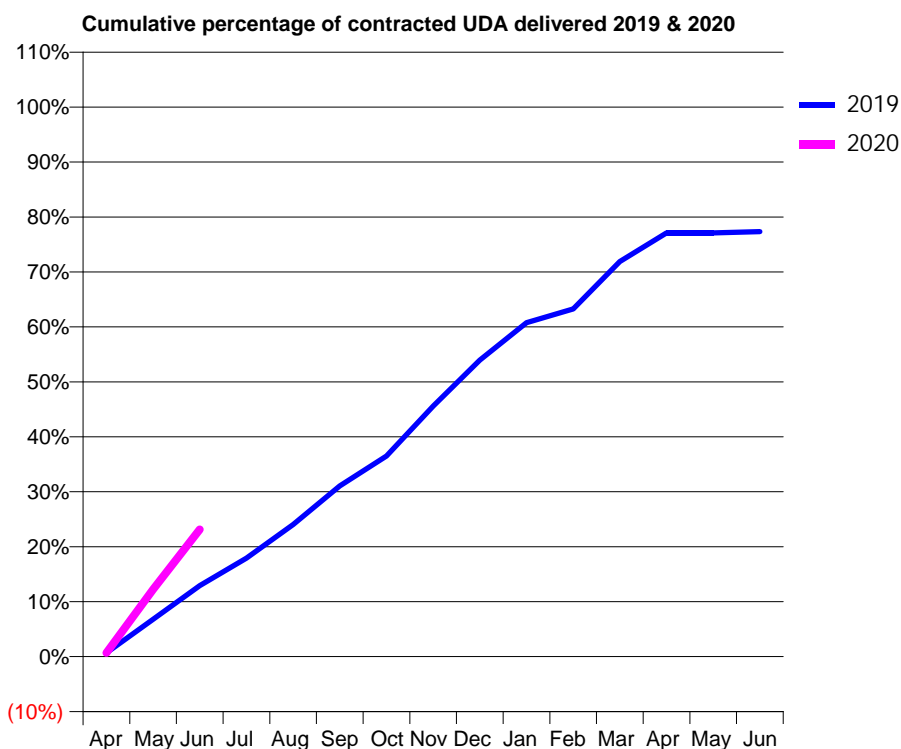
19/20 Contracted general activity (UDA)	441
Carry forward general activity (UDA)	0
19/20 Contracted orthodontic activity (UOA)	0
Carry forward orthodontic activity (UOA)	0
Baseline contract value	£10,507.48

ACCESS*

Patients seen in 24 months	Total	Change since previous quarter
Quarter ending June 2018	278	
Quarter ending September 2018	273	↓
Quarter ending December 2018	267	↓
Quarter ending March 2019	262	↓
Quarter ending June 2019	257	↓
Variance since June 2018	(7.6%)	↓



ACTIVITY



Month	Adjusted Scheduled Activity (UDA)	
	2019	2020
April	3	3
May	30	54
June	57	102
July	79	
August	106	
September	137	
October	161	
November	201	
December	238	
January	268	
February	279	
March	317	
April	340	
May	340	
June	341	

QUALITY

	Quantity	Base Number	Contract	AT	Region	England
% of FP17s for the same patient ID Re-attending within 3 months - Children	32	128	25.0%	10.7%	10.6%	11.4%
% of FP17s for the same patient ID Re-attending within 3 months - Adults	2	6	33.3%	14.5%	15.2%	15.4%
% of FP17s for the same patient ID Re-attending between 3 & 9 months - Children	61	128	47.7%	59.2%	62.3%	59.8%
% of FP17s for the same patient ID Re-attending between 3 & 9 months - Adults	2	6	33.3%	49.9%	53.3%	52.1%
% of FP17s for Band 1 Urgent Courses	0	88	0.0%	10.1%	9.7%	9.2%
% of FP17s Relating to Free Repair or Replacements	0	88	0.0%	0.6%	0.6%	0.7%
% of FP17s Relating to Continuations	0	88	0.0%	0.5%	0.8%	0.8%
% of Patients satisfied with the dentistry they have received	0	0	N/A	92.6%	93.4%	93.4%
% of Patients satisfied with the time they had to wait for an appointment	0	0	N/A	85.1%	86.8%	87.6%

* This is based on patients treated on this contract for their most recent course of treatment. Figures in italics indicate the base number of FP17s or Patient Questionnaire responses are less than 100. N/A is shown where the base number of responses is less than 10 during the period. % is calculated as Quantity/Base number*100

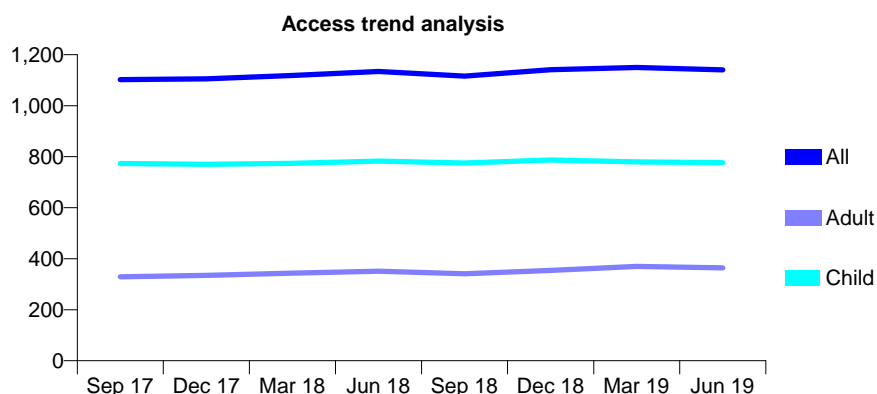
Q69 - Vital Signs At a Glance Contract Report for 630640/0001 - June 2019

Name or company name	MRS ME SHAW
Contract type name	GDS Contract
Purpose of contract	General
Contract start date	01/04/2006
Contract end date	

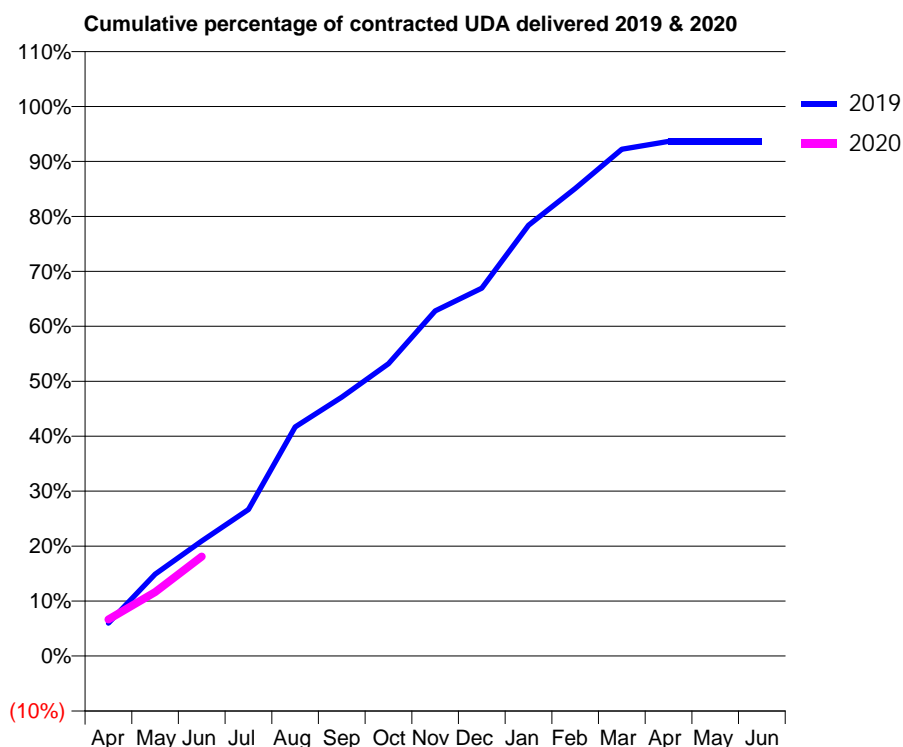
19/20 Contracted general activity (UDA)	2,164
Carry forward general activity (UDA)	0
19/20 Contracted orthodontic activity (UOA)	0
Carry forward orthodontic activity (UOA)	0
Baseline contract value	£48,759.77

ACCESS*

Patients seen in 24 months	Total	Change since previous quarter
Quarter ending June 2018	1,134	
Quarter ending September 2018	1,116	↓
Quarter ending December 2018	1,141	↑
Quarter ending March 2019	1,150	→
Quarter ending June 2019	1,140	→
Variance since June 2018	0.5%	→



ACTIVITY



Month	Adjusted Scheduled Activity (UDA)	
	2019	2020
April	129	144
May	323	252
June	453	392
July	577	
August	903	
September	1,020	
October	1,151	
November	1,359	
December	1,448	
January	1,696	
February	1,841	
March	1,996	
April	2,026	
May	2,026	
June	2,026	

QUALITY

	Quantity	Base Number	Contract	AT	Region	England
% of FP17s for the same patient ID Re-attending within 3 months - Children	20	317	6.3%	10.7%	10.6%	11.4%
% of FP17s for the same patient ID Re-attending within 3 months - Adults	2	34	5.9%	14.5%	15.2%	15.4%
% of FP17s for the same patient ID Re-attending between 3 & 9 months - Children	228	317	71.9%	59.2%	62.3%	59.8%
% of FP17s for the same patient ID Re-attending between 3 & 9 months - Adults	24	34	70.6%	49.9%	53.3%	52.1%
% of FP17s for Band 1 Urgent Courses	8	325	2.5%	10.1%	9.7%	9.2%
% of FP17s Relating to Free Repair or Replacements	0	325	0.0%	0.6%	0.6%	0.7%
% of FP17s Relating to Continuations	0	325	0.0%	0.5%	0.8%	0.8%
% of Patients satisfied with the dentistry they have received	3	4	N/A	92.6%	93.4%	93.4%
% of Patients satisfied with the time they had to wait for an appointment	3	4	N/A	85.1%	86.8%	87.6%

* This is based on patients treated on this contract for their most recent course of treatment. Figures in italics indicate the base number of FP17s or Patient Questionnaire responses are less than 100. N/A is shown where the base number of responses is less than 10 during the period. % is calculated as Quantity/Base number*100

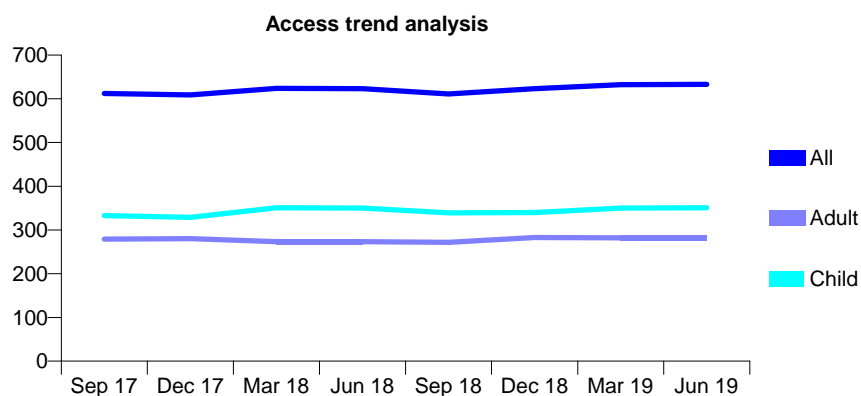
Q69 - Vital Signs At a Glance Contract Report for 631043/0001 - June 2019

Name or company name	MR PR COLLINS
Contract type name	GDS Contract
Purpose of contract	General
Contract start date	01/04/2006
Contract end date	

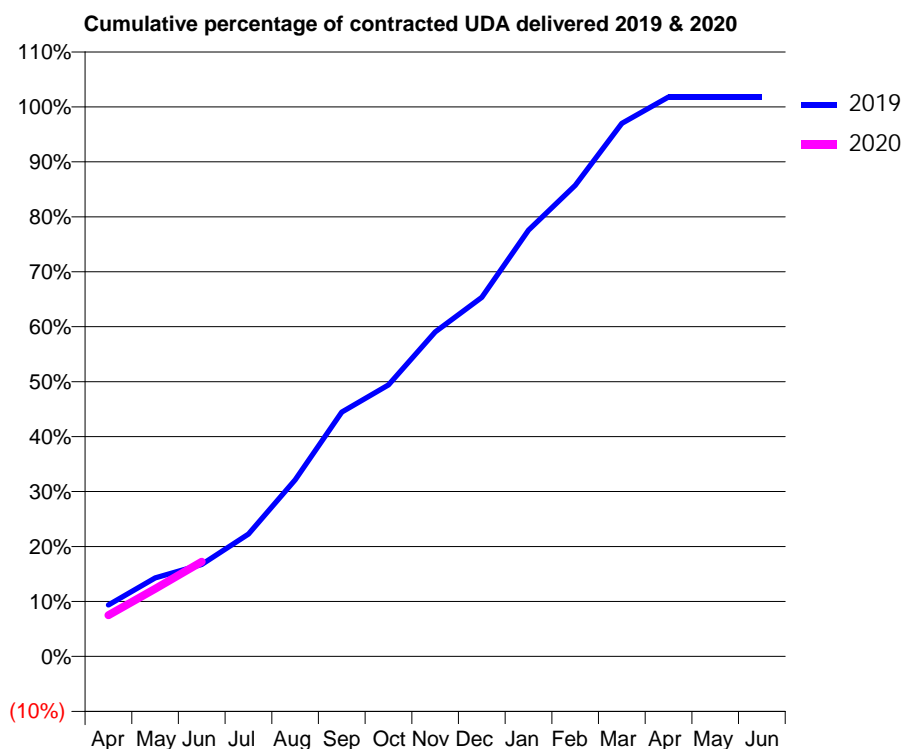
19/20 Contracted general activity (UDA)	1,226
Carry forward general activity (UDA)	0
19/20 Contracted orthodontic activity (UOA)	0
Carry forward orthodontic activity (UOA)	0
Baseline contract value	£32,165.87

ACCESS*

Patients seen in 24 months	Total	Change since previous quarter
Quarter ending June 2018	623	
Quarter ending September 2018	611	↓
Quarter ending December 2018	623	→
Quarter ending March 2019	632	→
Quarter ending June 2019	633	→
Variance since June 2018	1.6%	→



ACTIVITY



Month	2019	2020
April	115	92
May	175	151
June	205	211
July	273	
August	394	
September	545	
October	606	
November	724	
December	801	
January	951	
February	1,051	
March	1,189	
April	1,248	
May	1,248	
June	1,248	

QUALITY

	Quantity	Base Number	Contract	AT	Region	England
% of FP17s for the same patient ID Re-attending within 3 months - Children	6	124	4.8%	10.7%	10.6%	11.4%
% of FP17s for the same patient ID Re-attending within 3 months - Adults	7	64	10.9%	14.5%	15.2%	15.4%
% of FP17s for the same patient ID Re-attending between 3 & 9 months - Children	68	124	54.8%	59.2%	62.3%	59.8%
% of FP17s for the same patient ID Re-attending between 3 & 9 months - Adults	30	64	46.9%	49.9%	53.3%	52.1%
% of FP17s for Band 1 Urgent Courses	0	145	0.0%	10.1%	9.7%	9.2%
% of FP17s Relating to Free Repair or Replacements	0	145	0.0%	0.6%	0.6%	0.7%
% of FP17s Relating to Continuations	4	145	2.8%	0.5%	0.8%	0.8%
% of Patients satisfied with the dentistry they have received	0	0	N/A	92.6%	93.4%	93.4%
% of Patients satisfied with the time they had to wait for an appointment	0	0	N/A	85.1%	86.8%	87.6%

* This is based on patients treated on this contract for their most recent course of treatment. Figures in italics indicate the base number of FP17s or Patient Questionnaire responses are less than 100. N/A is shown where the base number of responses is less than 10 during the period. % is calculated as Quantity/Base number*100

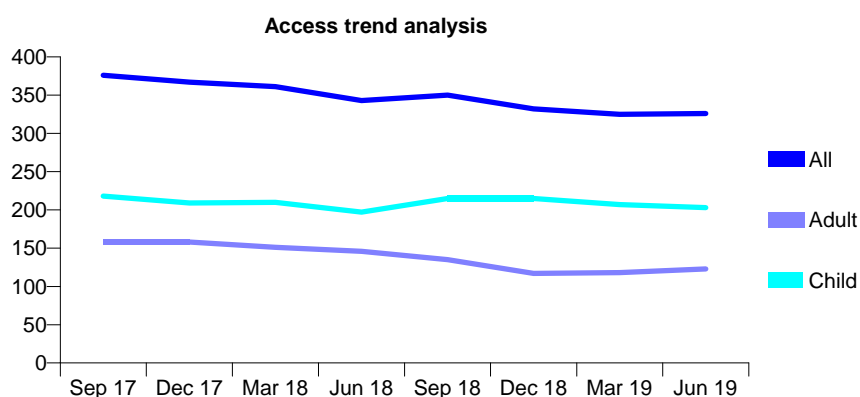
Q69 - Vital Signs At a Glance Contract Report for 631582/0001 - June 2019

Name or company name	Neil Goldsmith, Mark Hamburger and Rebe
Contract type name	GDS Contract
Purpose of contract	General
Contract start date	01/04/2006
Contract end date	

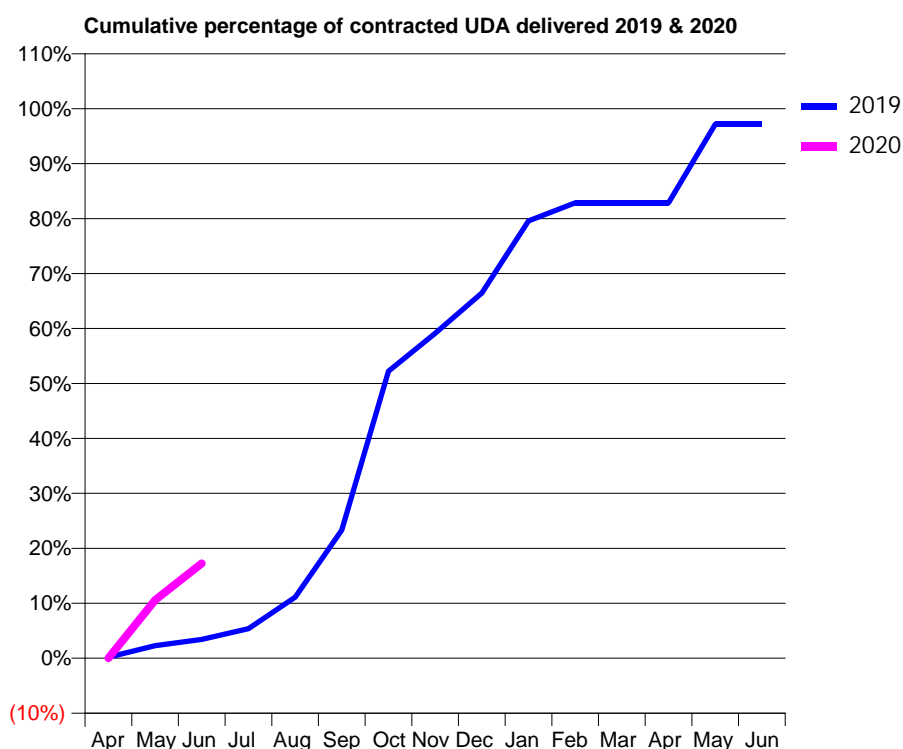
19/20 Contracted general activity (UDA)	525
Carry forward general activity (UDA)	0
19/20 Contracted orthodontic activity (UOA)	0
Carry forward orthodontic activity (UOA)	0
Baseline contract value	£14,798.61

ACCESS*

Patients seen in 24 months	Total	Change since previous quarter
Quarter ending June 2018	343	
Quarter ending September 2018	350	↑
Quarter ending December 2018	332	↓
Quarter ending March 2019	325	↓
Quarter ending June 2019	326	→
Variance since June 2018	(5.0%)	↓



ACTIVITY



Month	2019	2020
April	1	0
May	12	56
June	18	91
July	28	
August	58	
September	122	
October	274	
November	310	
December	349	
January	418	
February	435	
March	435	
April	435	
May	510	
June	510	

QUALITY

	Quantity	Base Number	Contract	AT	Region	England
% of FP17s for the same patient ID Re-attending within 3 months - Children	7	112	6.3%	10.7%	10.6%	11.4%
% of FP17s for the same patient ID Re-attending within 3 months - Adults	3	39	7.7%	14.5%	15.2%	15.4%
% of FP17s for the same patient ID Re-attending between 3 & 9 months - Children	81	112	72.3%	59.2%	62.3%	59.8%
% of FP17s for the same patient ID Re-attending between 3 & 9 months - Adults	24	39	61.5%	49.9%	53.3%	52.1%
% of FP17s for Band 1 Urgent Courses	3	80	3.8%	10.1%	9.7%	9.2%
% of FP17s Relating to Free Repair or Replacements	0	80	0.0%	0.6%	0.6%	0.7%
% of FP17s Relating to Continuations	0	80	0.0%	0.5%	0.8%	0.8%
% of Patients satisfied with the dentistry they have received	0	0	N/A	92.6%	93.4%	93.4%
% of Patients satisfied with the time they had to wait for an appointment	0	0	N/A	85.1%	86.8%	87.6%

* This is based on patients treated on this contract for their most recent course of treatment.

Figures in italics indicate the base number of FP17s or Patient Questionnaire responses are less than 100. N/A is shown where the base number of responses is less than 10 during the period. % is calculated as Quantity/Base number*100

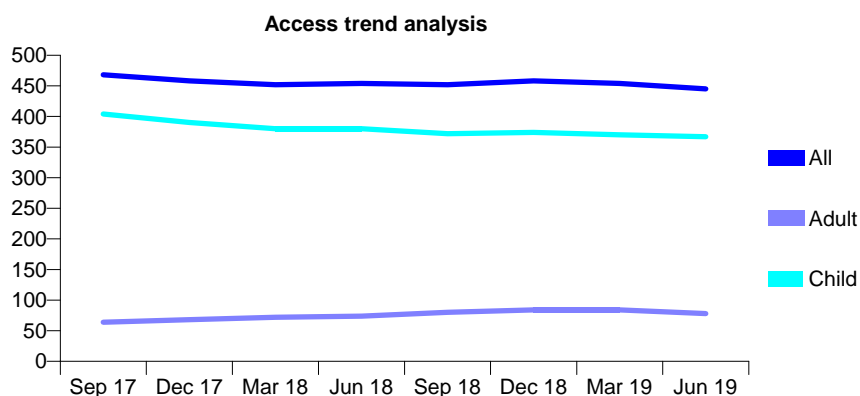
Q69 - Vital Signs At a Glance Contract Report for 632635/0001 - June 2019

Name or company name	Blanchard and Castle
Contract type name	GDS Contract
Purpose of contract	General
Contract start date	04/11/2006
Contract end date	

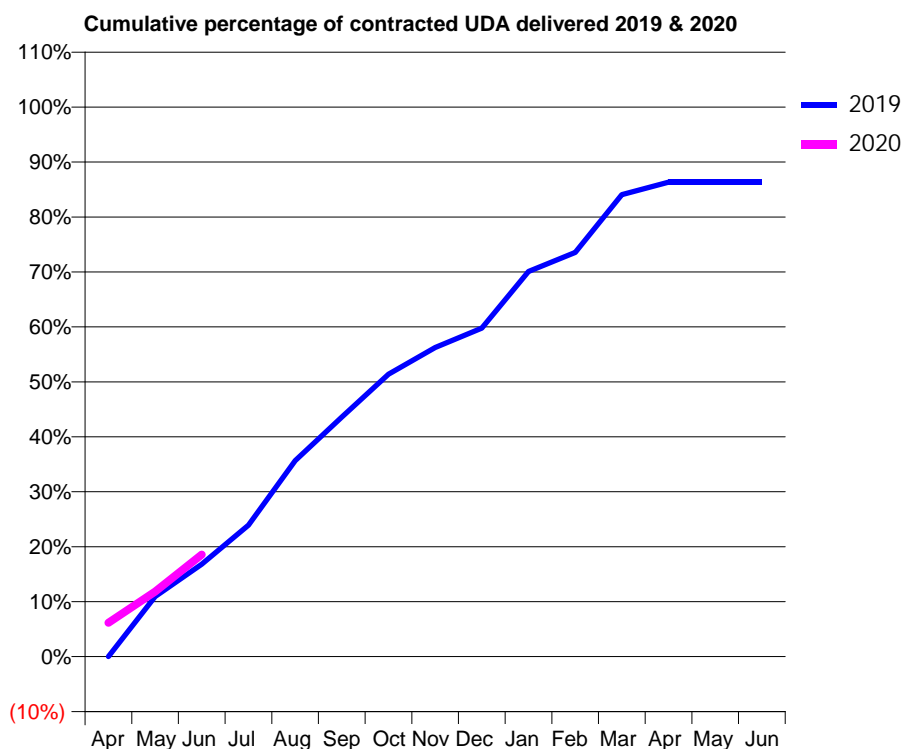
19/20 Contracted general activity (UDA)	846
Carry forward general activity (UDA)	0
19/20 Contracted orthodontic activity (UOA)	0
Carry forward orthodontic activity (UOA)	0
Baseline contract value	£15,792.16

ACCESS*

Patients seen in 24 months	Total	Change since previous quarter
Quarter ending June 2018	454	
Quarter ending September 2018	452	→
Quarter ending December 2018	458	→
Quarter ending March 2019	454	→
Quarter ending June 2019	445	↓
Variance since June 2018	(2.0%)	↓



ACTIVITY



Month	Adjusted Scheduled Activity (UDA)	
	2019	2020
April	0	52
May	92	100
June	142	157
July	202	
August	302	
September	369	
October	435	
November	476	
December	506	
January	593	
February	622	
March	711	
April	730	
May	730	
June	730	

QUALITY

	Quantity	Base Number	Contract	AT	Region	England
% of FP17s for the same patient ID Re-attending within 3 months - Children	8	130	6.2%	10.7%	10.6%	11.4%
% of FP17s for the same patient ID Re-attending within 3 months - Adults	1	6	16.7%	14.5%	15.2%	15.4%
% of FP17s for the same patient ID Re-attending between 3 & 9 months - Children	72	130	55.4%	59.2%	62.3%	59.8%
% of FP17s for the same patient ID Re-attending between 3 & 9 months - Adults	4	6	66.7%	49.9%	53.3%	52.1%
% of FP17s for Band 1 Urgent Courses	6	119	5.0%	10.1%	9.7%	9.2%
% of FP17s Relating to Free Repair or Replacements	0	119	0.0%	0.6%	0.6%	0.7%
% of FP17s Relating to Continuations	0	119	0.0%	0.5%	0.8%	0.8%
% of Patients satisfied with the dentistry they have received	0	0	N/A	92.6%	93.4%	93.4%
% of Patients satisfied with the time they had to wait for an appointment	0	0	N/A	85.1%	86.8%	87.6%

* This is based on patients treated on this contract for their most recent course of treatment. Figures in italics indicate the base number of FP17s or Patient Questionnaire responses are less than 100. N/A is shown where the base number of responses is less than 10 during the period. % is calculated as Quantity/Base number*100

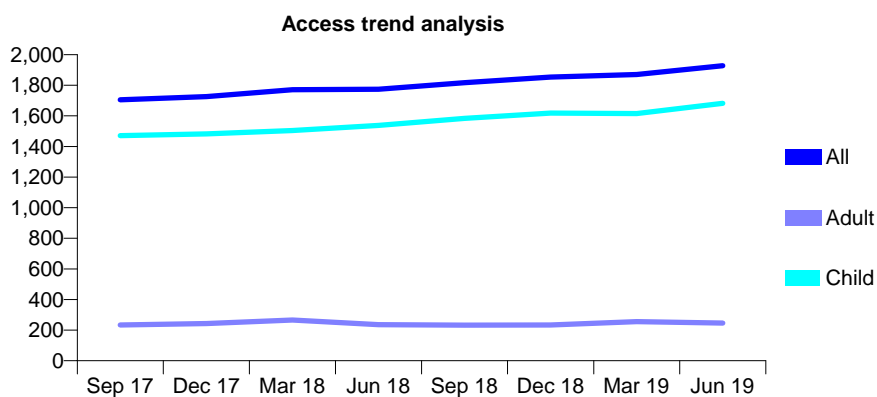
Q69 - Vital Signs At a Glance Contract Report for 641464/0004 - June 2019

Name or company name	Robin Denville, Barry Lanesman and Jason
Contract type name	GDS Contract
Purpose of contract	General
Contract start date	02/06/2012
Contract end date	

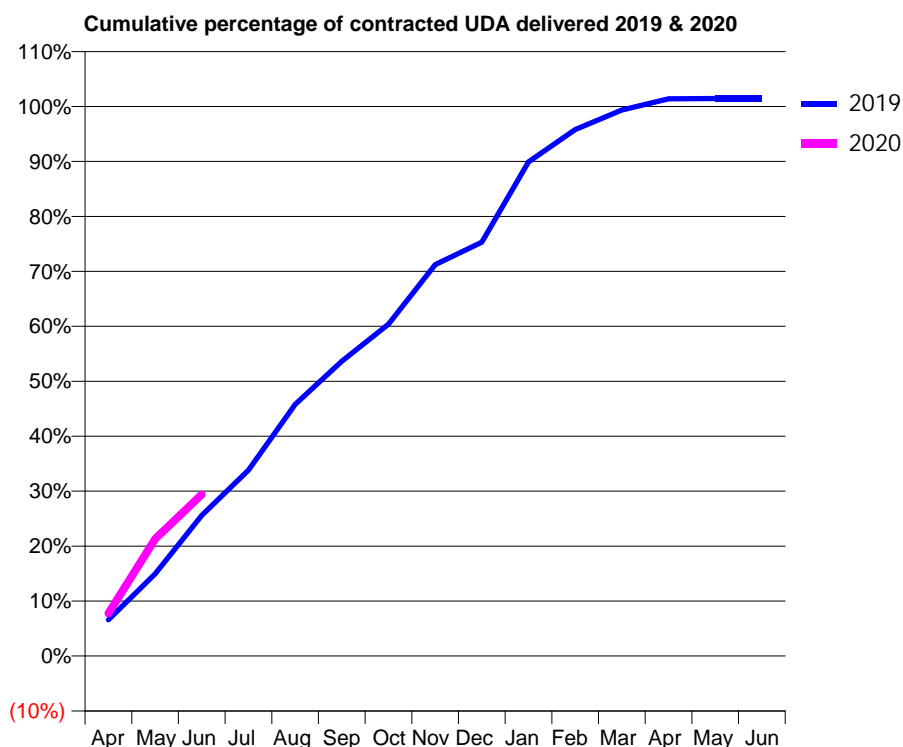
19/20 Contracted general activity (UDA)	4,414
Carry forward general activity (UDA)	0
19/20 Contracted orthodontic activity (UOA)	0
Carry forward orthodontic activity (UOA)	0
Baseline contract value	£101,085.99

ACCESS*

Patients seen in 24 months	Total	Change since previous quarter
Quarter ending June 2018	1,774	
Quarter ending September 2018	1,817	↑
Quarter ending December 2018	1,853	→
Quarter ending March 2019	1,871	→
Quarter ending June 2019	1,928	↑
Variance since June 2018	8.7%	↑



ACTIVITY



Month	Adjusted Scheduled Activity (UDA)	
	2019	2020
April	291	342
May	660	941
June	1,130	1,298
July	1,494	
August	2,022	
September	2,367	
October	2,666	
November	3,143	
December	3,323	
January	3,969	
February	4,229	
March	4,385	
April	4,474	
May	4,478	
June	4,478	

QUALITY

	Quantity	Base Number	Contract	AT	Region	England
% of FP17s for the same patient ID Re-attending within 3 months - Children	50	784	6.4%	10.7%	10.6%	11.4%
% of FP17s for the same patient ID Re-attending within 3 months - Adults	3	35	8.6%	14.5%	15.2%	15.4%
% of FP17s for the same patient ID Re-attending between 3 & 9 months - Children	487	784	62.1%	59.2%	62.3%	59.8%
% of FP17s for the same patient ID Re-attending between 3 & 9 months - Adults	23	35	65.7%	49.9%	53.3%	52.1%
% of FP17s for Band 1 Urgent Courses	20	775	2.6%	10.1%	9.7%	9.2%
% of FP17s Relating to Free Repair or Replacements	0	775	0.0%	0.6%	0.6%	0.7%
% of FP17s Relating to Continuations	0	775	0.0%	0.5%	0.8%	0.8%
% of Patients satisfied with the dentistry they have received	0	0	N/A	92.6%	93.4%	93.4%
% of Patients satisfied with the time they had to wait for an appointment	0	0	N/A	85.1%	86.8%	87.6%

* This is based on patients treated on this contract for their most recent course of treatment. Figures in italics indicate the base number of FP17s or Patient Questionnaire responses are less than 100. N/A is shown where the base number of responses is less than 10 during the period. % is calculated as Quantity/Base number*100

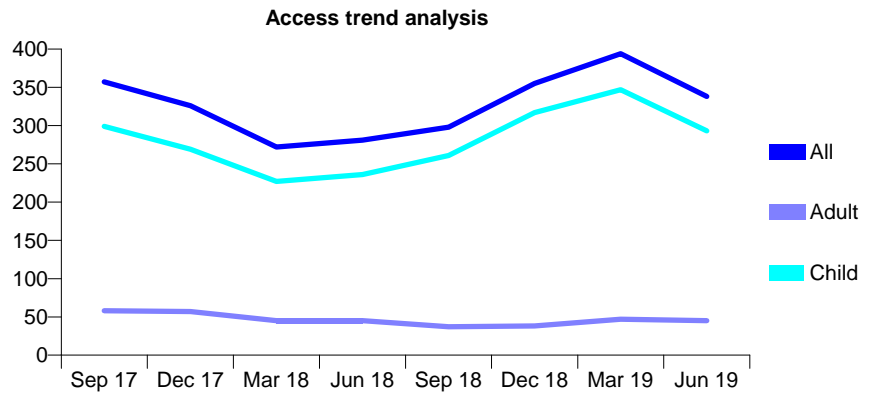
Q69 - Vital Signs At a Glance Contract Report for 642215/0001 - June 2019

Name or company name	MISS EH NICHOLS
Contract type name	GDS Contract
Purpose of contract	General
Contract start date	01/04/2006
Contract end date	

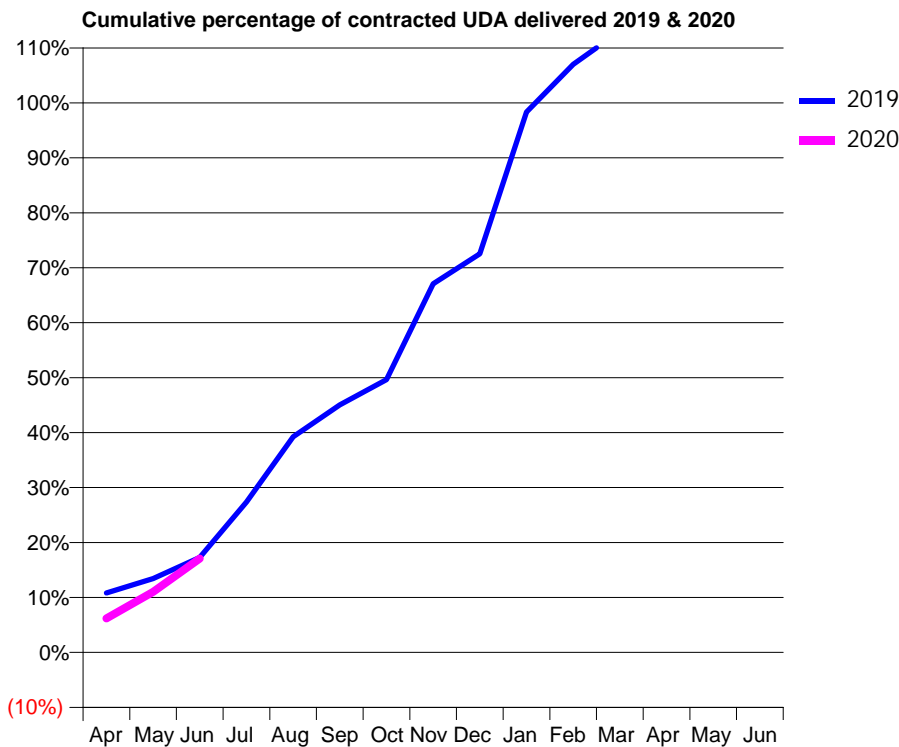
19/20 Contracted general activity (UDA)	500
Carry forward general activity (UDA)	0
19/20 Contracted orthodontic activity (UOA)	0
Carry forward orthodontic activity (UOA)	0
Baseline contract value	£11,964.76

ACCESS*

Patients seen in 24 months	Total	Change since previous quarter
Quarter ending June 2018	281	
Quarter ending September 2018	298	↑
Quarter ending December 2018	355	↑
Quarter ending March 2019	394	↑
Quarter ending June 2019	338	↓
Variance since June 2018	20.3%	↑



ACTIVITY



Month	Adjusted Scheduled Activity (UDA)	
	2019	2020
April	54	31
May	67	55
June	86	85
July	137	
August	196	
September	225	
October	248	
November	335	
December	363	
January	492	
February	535	
March	565	
April	581	
May	581	
June	581	

QUALITY

	Quantity	Base Number	Contract	AT	Region	England
% of FP17s for the same patient ID Re-attending within 3 months - Children	2	83	2.4%	10.7%	10.6%	11.4%
% of FP17s for the same patient ID Re-attending within 3 months - Adults	0	5	0.0%	14.5%	15.2%	15.4%
% of FP17s for the same patient ID Re-attending between 3 & 9 months - Children	42	83	50.6%	59.2%	62.3%	59.8%
% of FP17s for the same patient ID Re-attending between 3 & 9 months - Adults	3	5	60.0%	49.9%	53.3%	52.1%
% of FP17s for Band 1 Urgent Courses	2	77	2.6%	10.1%	9.7%	9.2%
% of FP17s Relating to Free Repair or Replacements	0	77	0.0%	0.6%	0.6%	0.7%
% of FP17s Relating to Continuations	0	77	0.0%	0.5%	0.8%	0.8%
% of Patients satisfied with the dentistry they have received	0	0	N/A	92.6%	93.4%	93.4%
% of Patients satisfied with the time they had to wait for an appointment	0	0	N/A	85.1%	86.8%	87.6%

* This is based on patients treated on this contract for their most recent course of treatment. Figures in italics indicate the base number of FP17s or Patient Questionnaire responses are less than 100. N/A is shown where the base number of responses is less than 10 during the period. % is calculated as Quantity/Base number*100

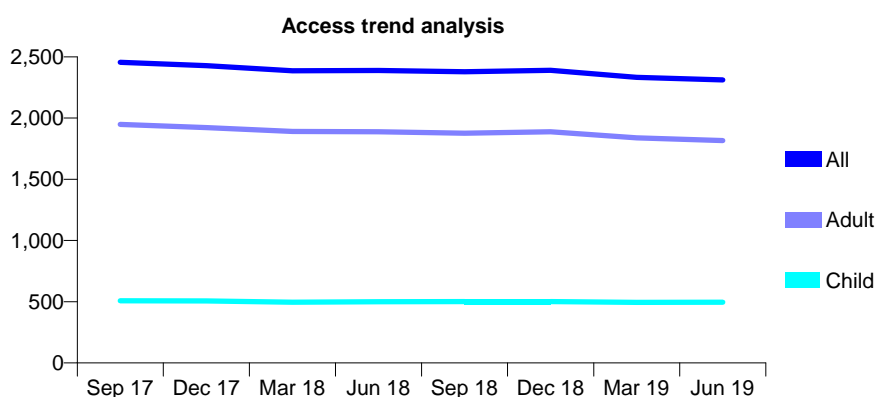
Q69 - Vital Signs At a Glance Contract Report for 648744/0001 - June 2019

Name or company name	MR NV BADIANI
Contract type name	GDS Contract
Purpose of contract	General
Contract start date	01/04/2006
Contract end date	

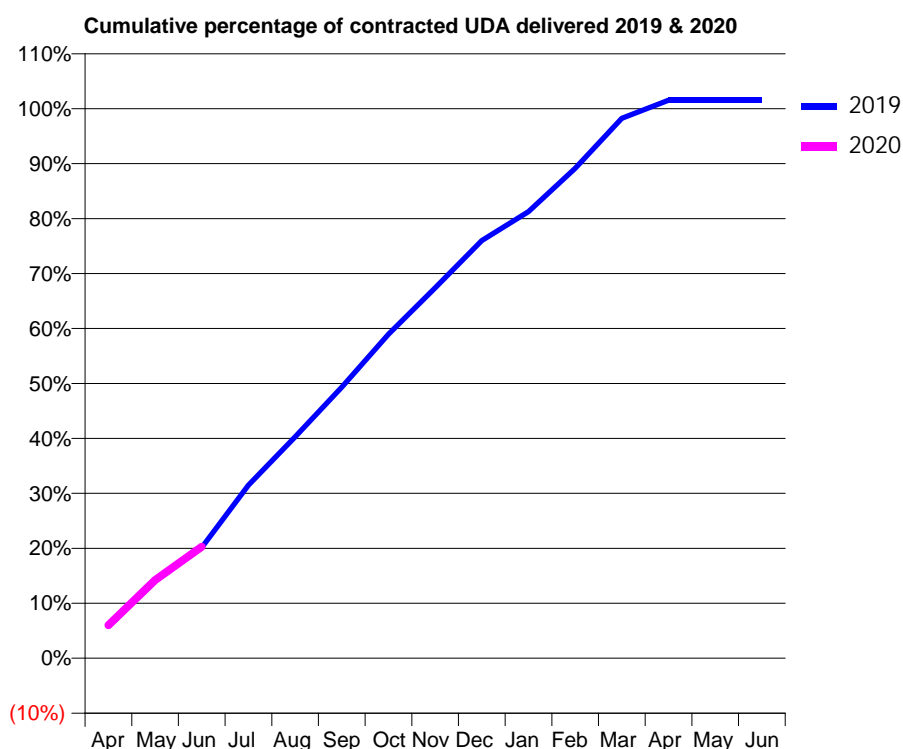
19/20 Contracted general activity (UDA)	5,082
Carry forward general activity (UDA)	0
19/20 Contracted orthodontic activity (UOA)	0
Carry forward orthodontic activity (UOA)	0
Baseline contract value	£127,959.13

ACCESS*

Patients seen in 24 months	Total	Change since previous quarter
Quarter ending June 2018	2,389	
Quarter ending September 2018	2,378	→
Quarter ending December 2018	2,390	→
Quarter ending March 2019	2,333	↓
Quarter ending June 2019	2,312	→
Variance since June 2018	(3.2%)	↓



ACTIVITY



Adjusted Scheduled Activity (UDA)		
Month	2019	2020
April	296	307
May	713	723
June	1,023	1,031
July	1,601	
August	2,047	
September	2,506	
October	2,996	
November	3,426	
December	3,862	
January	4,129	
February	4,531	
March	4,992	
April	5,160	
May	5,160	
June	5,161	

QUALITY

	Quantity	Base Number	Contract	AT	Region	England
% of FP17s for the same patient ID Re-attending within 3 months - Children	4	199	2.0%	10.7%	10.6%	11.4%
% of FP17s for the same patient ID Re-attending within 3 months - Adults	57	567	10.1%	14.5%	15.2%	15.4%
% of FP17s for the same patient ID Re-attending between 3 & 9 months - Children	120	199	60.3%	59.2%	62.3%	59.8%
% of FP17s for the same patient ID Re-attending between 3 & 9 months - Adults	262	567	46.2%	49.9%	53.3%	52.1%
% of FP17s for Band 1 Urgent Courses	87	639	13.6%	10.1%	9.7%	9.2%
% of FP17s Relating to Free Repair or Replacements	0	639	0.0%	0.6%	0.6%	0.7%
% of FP17s Relating to Continuations	1	639	0.2%	0.5%	0.8%	0.8%
% of Patients satisfied with the dentistry they have received	0	0	N/A	92.6%	93.4%	93.4%
% of Patients satisfied with the time they had to wait for an appointment	0	0	N/A	85.1%	86.8%	87.6%

* This is based on patients treated on this contract for their most recent course of treatment.

Figures in italics indicate the base number of FP17s or Patient Questionnaire responses are less than 100. N/A is shown where the base number of responses is less than 10 during the period. % is calculated as Quantity/Base number*100

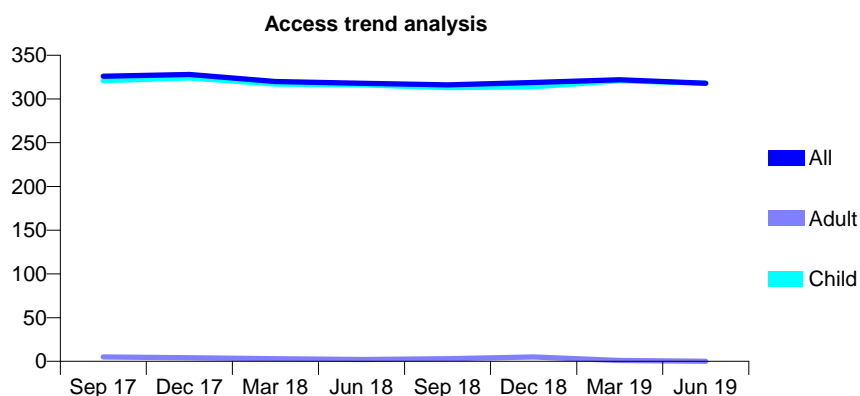
Q69 - Vital Signs At a Glance Contract Report for 649988/0001 - June 2019

Name or company name	MISS SE MACGILLIVRAY
Contract type name	GDS Contract
Purpose of contract	General
Contract start date	01/04/2006
Contract end date	

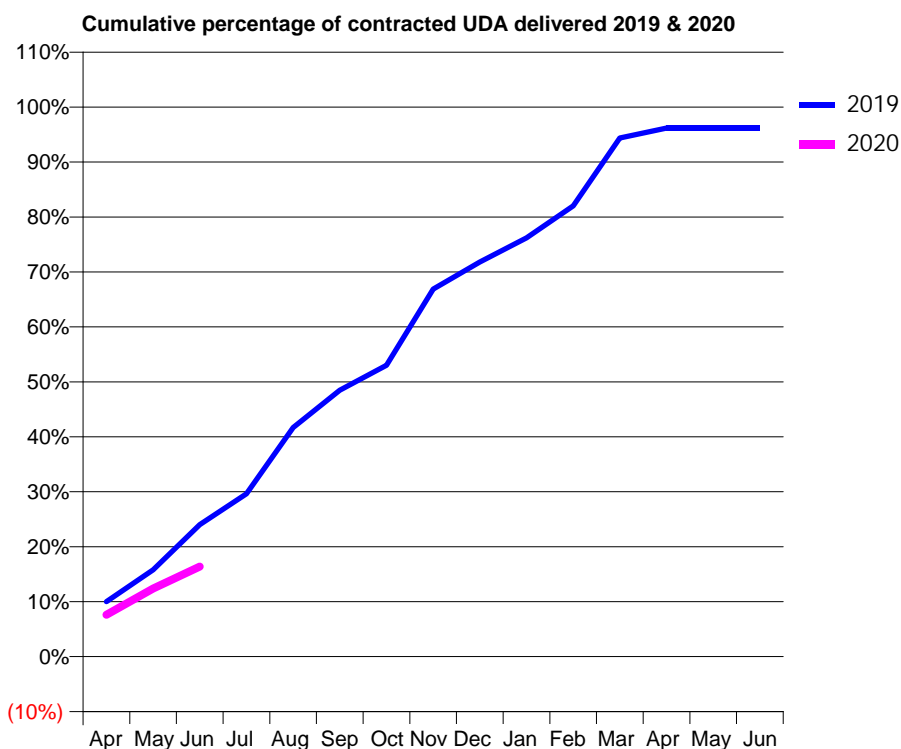
19/20 Contracted general activity (UDA)	550
Carry forward general activity (UDA)	0
19/20 Contracted orthodontic activity (UOA)	0
Carry forward orthodontic activity (UOA)	0
Baseline contract value	£13,405.47

ACCESS*

Patients seen in 24 months	Total	Change since previous quarter
Quarter ending June 2018	318	
Quarter ending September 2018	316	→
Quarter ending December 2018	319	→
Quarter ending March 2019	322	→
Quarter ending June 2019	318	↓
Variance since June 2018	0.0%	→



ACTIVITY



Month	Adjusted Scheduled Activity (UDA)	
	2019	2020
April	55	42
May	87	68
June	132	90
July	163	
August	229	
September	267	
October	292	
November	368	
December	395	
January	419	
February	451	
March	519	
April	529	
May	529	
June	529	

QUALITY

	Quantity	Base Number	Contract	AT	Region	England
% of FP17s for the same patient ID Re-attending within 3 months - Children	3	91	3.3%	10.7%	10.6%	11.4%
% of FP17s for the same patient ID Re-attending within 3 months - Adults	0	0	N/A	14.5%	15.2%	15.4%
% of FP17s for the same patient ID Re-attending between 3 & 9 months - Children	65	91	71.4%	59.2%	62.3%	59.8%
% of FP17s for the same patient ID Re-attending between 3 & 9 months - Adults	0	0	N/A	49.9%	53.3%	52.1%
% of FP17s for Band 1 Urgent Courses	1	82	1.2%	10.1%	9.7%	9.2%
% of FP17s Relating to Free Repair or Replacements	0	82	0.0%	0.6%	0.6%	0.7%
% of FP17s Relating to Continuations	0	82	0.0%	0.5%	0.8%	0.8%
% of Patients satisfied with the dentistry they have received	0	0	N/A	92.6%	93.4%	93.4%
% of Patients satisfied with the time they had to wait for an appointment	0	0	N/A	85.1%	86.8%	87.6%

* This is based on patients treated on this contract for their most recent course of treatment. Figures in italics indicate the base number of FP17s or Patient Questionnaire responses are less than 100. N/A is shown where the base number of responses is less than 10 during the period. % is calculated as Quantity/Base number*100

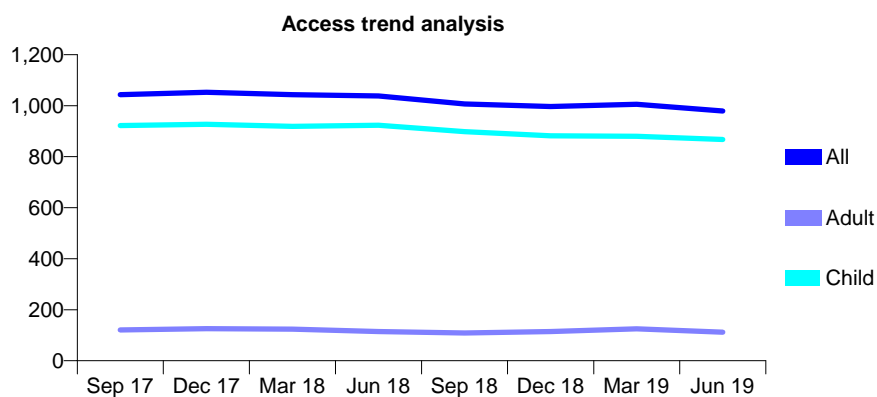
Q69 - Vital Signs At a Glance Contract Report for 660361/0002 - June 2019

Name or company name	MRS SK RAJANI
Contract type name	GDS Contract
Purpose of contract	General
Contract start date	01/09/2015
Contract end date	

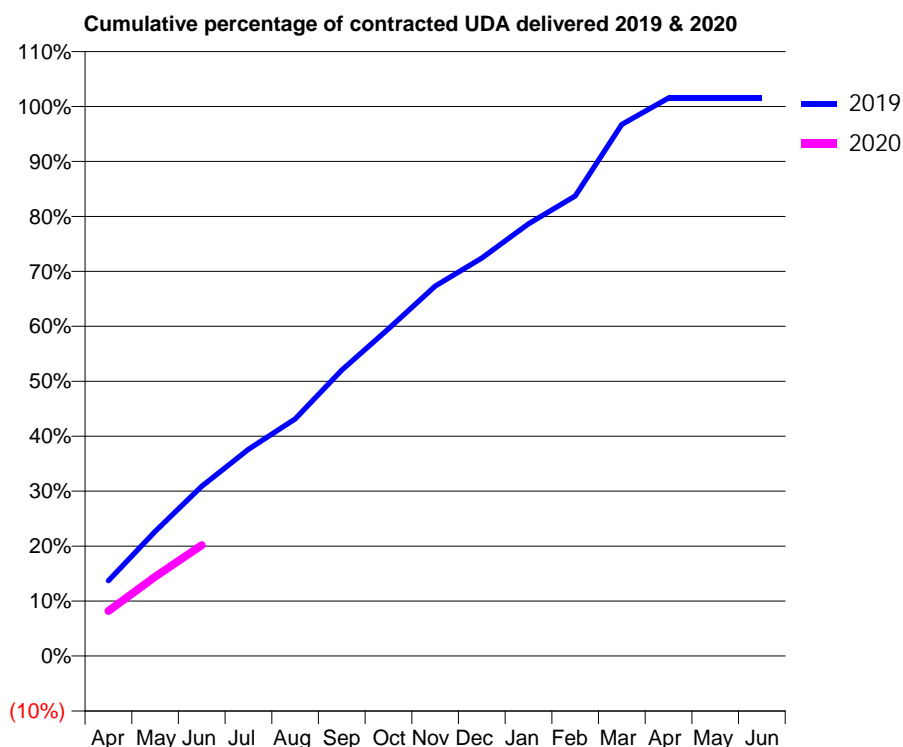
19/20 Contracted general activity (UDA)	1,803
Carry forward general activity (UDA)	0
19/20 Contracted orthodontic activity (UOA)	0
Carry forward orthodontic activity (UOA)	0
Baseline contract value	£37,319.76

ACCESS*

Patients seen in 24 months	Total	Change since previous quarter
Quarter ending June 2018	1,038	
Quarter ending September 2018	1,007	↓
Quarter ending December 2018	997	→
Quarter ending March 2019	1,005	→
Quarter ending June 2019	979	↓
Variance since June 2018	(5.7%)	↓



ACTIVITY



Month	Adjusted Scheduled Activity (UDA)	
	2019	2020
April	247	148
May	409	260
June	557	364
July	678	
August	778	
September	938	
October	1,074	
November	1,214	
December	1,306	
January	1,418	
February	1,509	
March	1,744	
April	1,831	
May	1,831	
June	1,831	

QUALITY

	Quantity	Base Number	Contract	AT	Region	England
% of FP17s for the same patient ID Re-attending within 3 months - Children	14	306	4.6%	10.7%	10.6%	11.4%
% of FP17s for the same patient ID Re-attending within 3 months - Adults	0	4	0.0%	14.5%	15.2%	15.4%
% of FP17s for the same patient ID Re-attending between 3 & 9 months - Children	183	306	59.8%	59.2%	62.3%	59.8%
% of FP17s for the same patient ID Re-attending between 3 & 9 months - Adults	4	4	100.0%	49.9%	53.3%	52.1%
% of FP17s for Band 1 Urgent Courses	3	258	1.2%	10.1%	9.7%	9.2%
% of FP17s Relating to Free Repair or Replacements	0	258	0.0%	0.6%	0.6%	0.7%
% of FP17s Relating to Continuations	1	258	0.4%	0.5%	0.8%	0.8%
% of Patients satisfied with the dentistry they have received	0	0	N/A	92.6%	93.4%	93.4%
% of Patients satisfied with the time they had to wait for an appointment	0	0	N/A	85.1%	86.8%	87.6%

* This is based on patients treated on this contract for their most recent course of treatment. Figures in italics indicate the base number of FP17s or Patient Questionnaire responses are less than 100. N/A is shown where the base number of responses is less than 10 during the period. % is calculated as Quantity/Base number*100

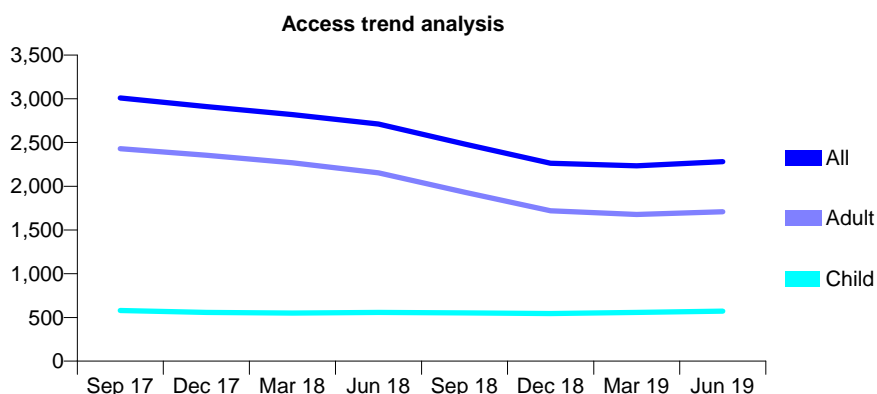
Q69 - Vital Signs At a Glance Contract Report for 673927/0001 - June 2019

Name or company name	MR DG DUGGAN
Contract type name	GDS Contract
Purpose of contract	General
Contract start date	01/04/2006
Contract end date	

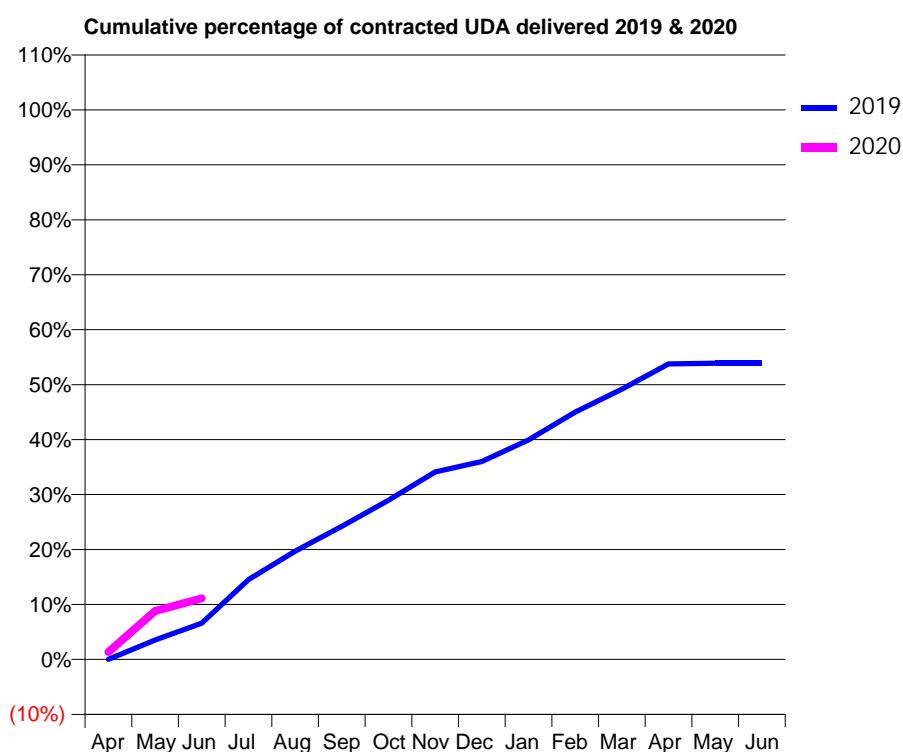
19/20 Contracted general activity (UDA)	11,284
Carry forward general activity (UDA)	0
19/20 Contracted orthodontic activity (UOA)	0
Carry forward orthodontic activity (UOA)	0
Baseline contract value	£276,161.09

ACCESS*

Patients seen in 24 months	Total	Change since previous quarter
Quarter ending June 2018	2,711	
Quarter ending September 2018	2,482	↓
Quarter ending December 2018	2,263	↓
Quarter ending March 2019	2,234	↓
Quarter ending June 2019	2,281	↑
Variance since June 2018	(15.9%)	↓



ACTIVITY



Adjusted Scheduled Activity (UDA)		
Month	2019	2020
April	0	152
May	398	996
June	743	1,252
July	1,639	
August	2,226	
September	2,733	
October	3,269	
November	3,847	
December	4,066	
January	4,508	
February	5,078	
March	5,548	
April	6,066	
May	6,081	
June	6,081	

QUALITY

	Quantity	Base Number	Contract	AT	Region	England
% of FP17s for the same patient ID Re-attending within 3 months - Children	15	228	6.6%	10.7%	10.6%	11.4%
% of FP17s for the same patient ID Re-attending within 3 months - Adults	70	732	9.6%	14.5%	15.2%	15.4%
% of FP17s for the same patient ID Re-attending between 3 & 9 months - Children	149	228	65.4%	59.2%	62.3%	59.8%
% of FP17s for the same patient ID Re-attending between 3 & 9 months - Adults	523	732	71.4%	49.9%	53.3%	52.1%
% of FP17s for Band 1 Urgent Courses	32	664	4.8%	10.1%	9.7%	9.2%
% of FP17s Relating to Free Repair or Replacements	3	664	0.5%	0.6%	0.6%	0.7%
% of FP17s Relating to Continuations	8	664	1.2%	0.5%	0.8%	0.8%
% of Patients satisfied with the dentistry they have received	1	1	N/A	92.6%	93.4%	93.4%
% of Patients satisfied with the time they had to wait for an appointment	1	1	N/A	85.1%	86.8%	87.6%

* This is based on patients treated on this contract for their most recent course of treatment. Figures in italics indicate the base number of FP17s or Patient Questionnaire responses are less than 100. N/A is shown where the base number of responses is less than 10 during the period. % is calculated as Quantity/Base number*100

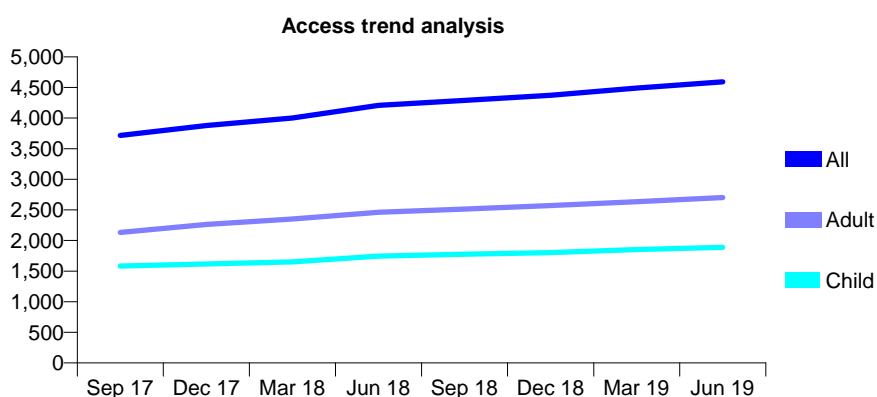
Q69 - Vital Signs At a Glance Contract Report for 678279/0001 - June 2019

Name or company name	C W Dental Limited
Contract type name	GDS Contract
Purpose of contract	General
Contract start date	01/04/2006
Contract end date	

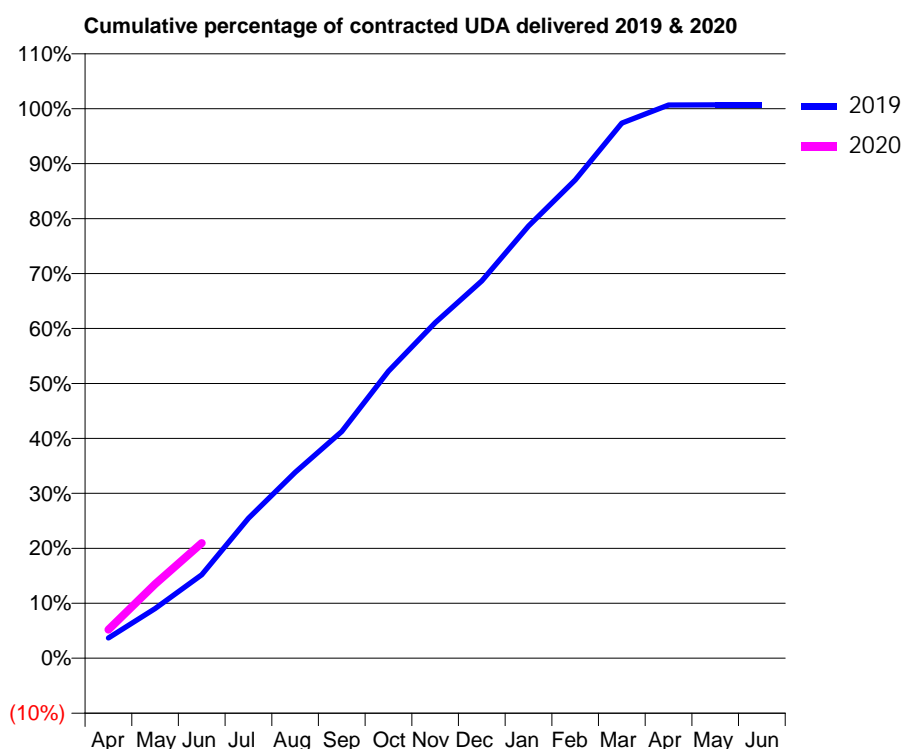
19/20 Contracted general activity (UDA)	9,000
Carry forward general activity (UDA)	0
19/20 Contracted orthodontic activity (UOA)	0
Carry forward orthodontic activity (UOA)	0
Baseline contract value	£239,536.29

ACCESS*

Patients seen in 24 months	Total	Change since previous quarter
Quarter ending June 2018	4,207	
Quarter ending September 2018	4,289	→
Quarter ending December 2018	4,373	→
Quarter ending March 2019	4,489	↑
Quarter ending June 2019	4,591	↑
Variance since June 2018	9.1%	↑



ACTIVITY



Adjusted Scheduled Activity (UDA)		
Month	2019	2020
April	366	469
May	894	1,215
June	1,502	1,885
July	2,520	
August	3,348	
September	4,085	
October	5,172	
November	6,046	
December	6,797	
January	7,785	
February	8,615	
March	9,640	
April	9,966	
May	9,968	
June	9,968	

QUALITY

	Quantity	Base Number	Contract	AT	Region	England
% of FP17s for the same patient ID Re-attending within 3 months - Children	62	690	9.0%	10.7%	10.6%	11.4%
% of FP17s for the same patient ID Re-attending within 3 months - Adults	91	777	11.7%	14.5%	15.2%	15.4%
% of FP17s for the same patient ID Re-attending between 3 & 9 months - Children	403	690	58.4%	59.2%	62.3%	59.8%
% of FP17s for the same patient ID Re-attending between 3 & 9 months - Adults	397	777	51.1%	49.9%	53.3%	52.1%
% of FP17s for Band 1 Urgent Courses	76	1,056	7.2%	10.1%	9.7%	9.2%
% of FP17s Relating to Free Repair or Replacements	8	1,056	0.8%	0.6%	0.6%	0.7%
% of FP17s Relating to Continuations	6	1,056	0.6%	0.5%	0.8%	0.8%
% of Patients satisfied with the dentistry they have received	3	3	N/A	92.6%	93.4%	93.4%
% of Patients satisfied with the time they had to wait for an appointment	3	3	N/A	85.1%	86.8%	87.6%

* This is based on patients treated on this contract for their most recent course of treatment.

Figures in italics indicate the base number of FP17s or Patient Questionnaire responses are less than 100. N/A is shown where the base number of responses is less than 10 during the period. % is calculated as Quantity/Base number*100

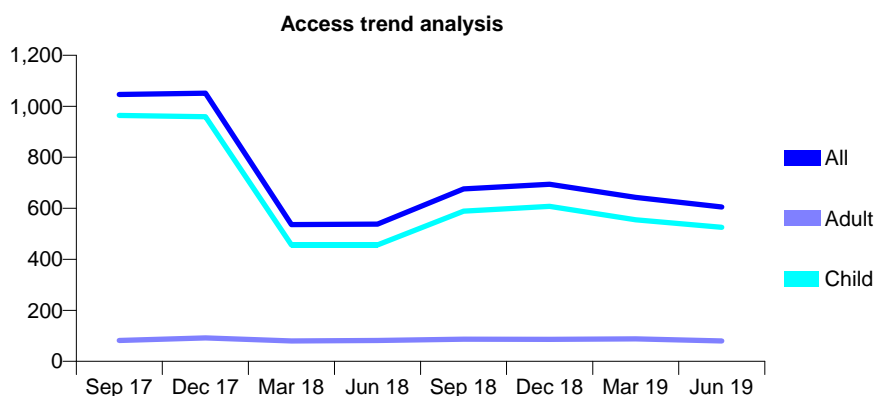
Q69 - Vital Signs At a Glance Contract Report for 678600/0001 - June 2019

Name or company name	MISS CE MCCLELLAND
Contract type name	GDS Contract
Purpose of contract	General
Contract start date	01/04/2006
Contract end date	

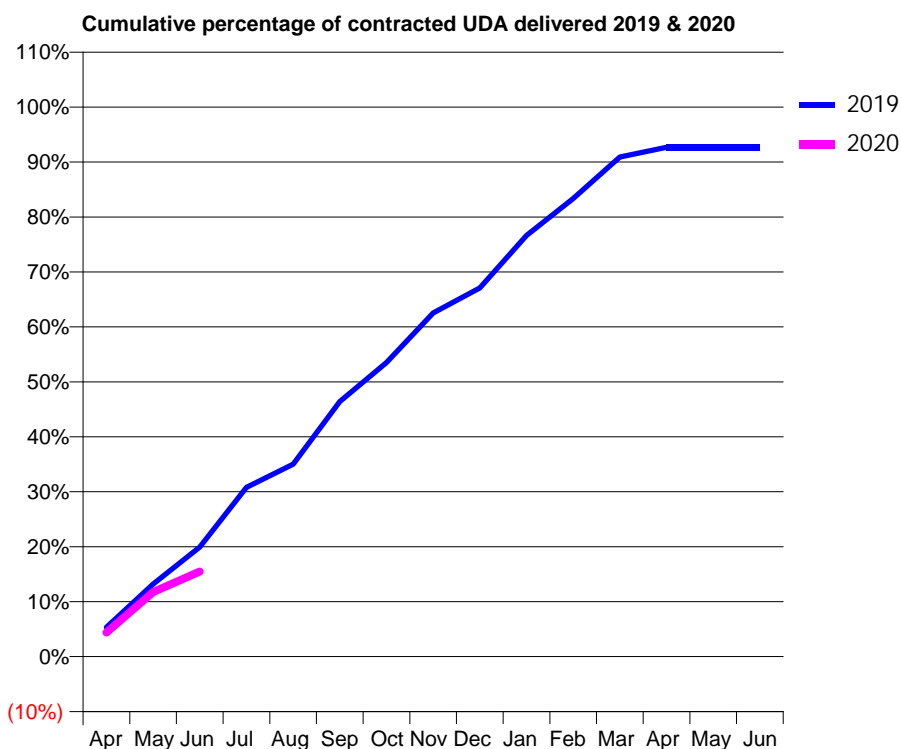
19/20 Contracted general activity (UDA)	1,700
Carry forward general activity (UDA)	0
19/20 Contracted orthodontic activity (UOA)	0
Carry forward orthodontic activity (UOA)	0
Baseline contract value	£41,605.27

ACCESS*

Patients seen in 24 months	Total	Change since previous quarter
Quarter ending June 2018	538	
Quarter ending September 2018	676	↑
Quarter ending December 2018	694	↑
Quarter ending March 2019	643	↓
Quarter ending June 2019	605	↓
Variance since June 2018	12.5%	↑



ACTIVITY



Month	Adjusted Scheduled Activity (UDA)	
	2019	2020
April	91	74
May	225	200
June	339	263
July	524	
August	596	
September	789	
October	910	
November	1,063	
December	1,141	
January	1,303	
February	1,417	
March	1,545	
April	1,576	
May	1,576	
June	1,576	

QUALITY

	Quantity	Base Number	Contract	AT	Region	England
% of FP17s for the same patient ID Re-attending within 3 months - Children	30	211	14.2%	10.7%	10.6%	11.4%
% of FP17s for the same patient ID Re-attending within 3 months - Adults	0	9	0.0%	14.5%	15.2%	15.4%
% of FP17s for the same patient ID Re-attending between 3 & 9 months - Children	142	211	67.3%	59.2%	62.3%	59.8%
% of FP17s for the same patient ID Re-attending between 3 & 9 months - Adults	7	9	77.8%	49.9%	53.3%	52.1%
% of FP17s for Band 1 Urgent Courses	5	195	2.6%	10.1%	9.7%	9.2%
% of FP17s Relating to Free Repair or Replacements	0	195	0.0%	0.6%	0.6%	0.7%
% of FP17s Relating to Continuations	0	195	0.0%	0.5%	0.8%	0.8%
% of Patients satisfied with the dentistry they have received	0	0	N/A	92.6%	93.4%	93.4%
% of Patients satisfied with the time they had to wait for an appointment	0	0	N/A	85.1%	86.8%	87.6%

* This is based on patients treated on this contract for their most recent course of treatment. Figures in italics indicate the base number of FP17s or Patient Questionnaire responses are less than 100. N/A is shown where the base number of responses is less than 10 during the period. % is calculated as Quantity/Base number*100

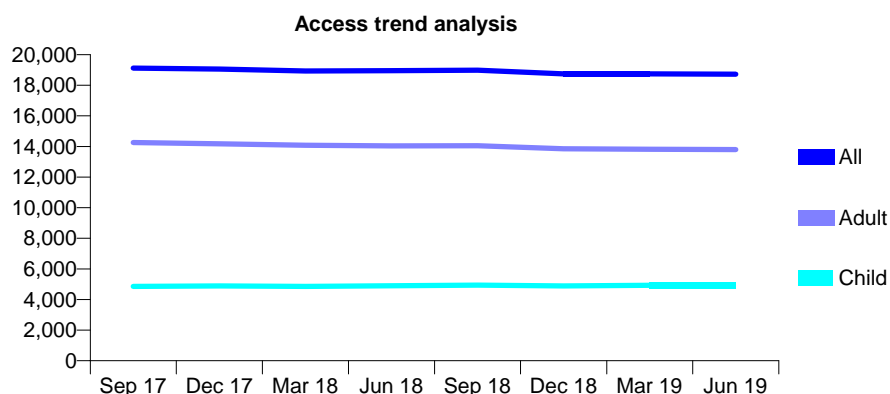
Q69 - Vital Signs At a Glance Contract Report for 678732/0001 - June 2019

Name or company name	MR V MISTRY
Contract type name	GDS Contract
Purpose of contract	General
Contract start date	01/04/2006
Contract end date	

19/20 Contracted general activity (UDA)	40,260
Carry forward general activity (UDA)	0
19/20 Contracted orthodontic activity (UOA)	0
Carry forward orthodontic activity (UOA)	0
Baseline contract value	£1,177,237.95

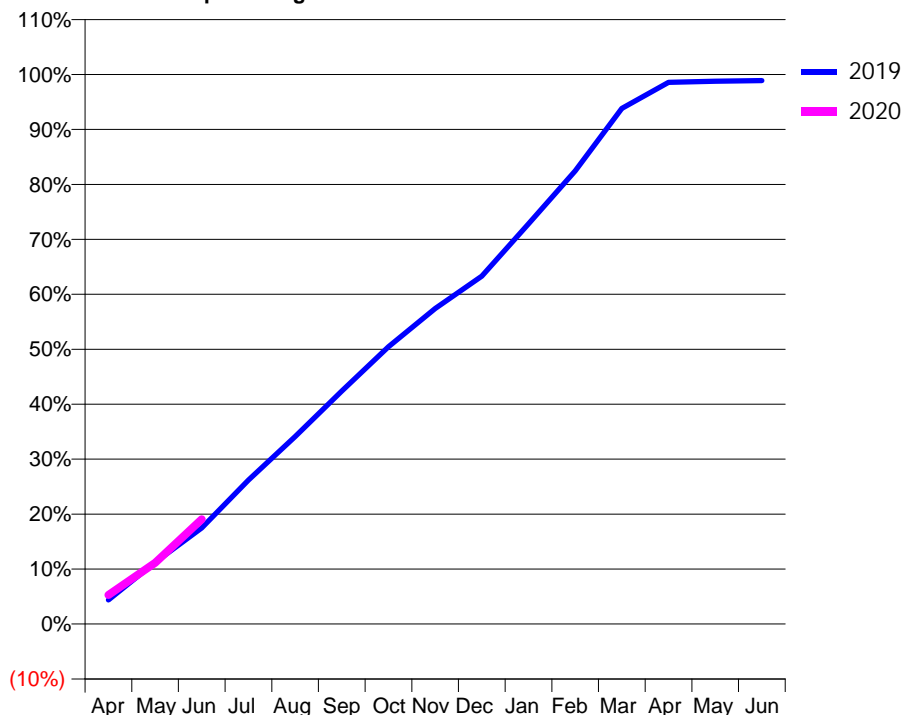
ACCESS*

Patients seen in 24 months	Total	Change since previous quarter
Quarter ending June 2018	18,946	
Quarter ending September 2018	18,988	→
Quarter ending December 2018	18,749	↓
Quarter ending March 2019	18,746	→
Quarter ending June 2019	18,726	→
Variance since June 2018	(1.2%)	↓



ACTIVITY

Cumulative percentage of contracted UDA delivered 2019 & 2020



Adjusted Scheduled Activity (UDA)

Month	2019	2020
April	1,854	2,139
May	4,743	4,490
June	7,388	7,673
July	11,078	
August	14,425	
September	17,913	
October	21,337	
November	24,273	
December	26,757	
January	30,776	
February	34,858	
March	39,653	
April	41,663	
May	41,755	
June	41,800	

QUALITY

	Quantity	Base Number	Contract	AT	Region	England
% of FP17s for the same patient ID Re-attending within 3 months - Children	97	1,449	6.7%	10.7%	10.6%	11.4%
% of FP17s for the same patient ID Re-attending within 3 months - Adults	684	3,861	17.7%	14.5%	15.2%	15.4%
% of FP17s for the same patient ID Re-attending between 3 & 9 months - Children	721	1,449	49.8%	59.2%	62.3%	59.8%
% of FP17s for the same patient ID Re-attending between 3 & 9 months - Adults	1,413	3,861	36.6%	49.9%	53.3%	52.1%
% of FP17s for Band 1 Urgent Courses	685	4,028	17.0%	10.1%	9.7%	9.2%
% of FP17s Relating to Free Repair or Replacements	72	4,028	1.8%	0.6%	0.6%	0.7%
% of FP17s Relating to Continuations	38	4,028	0.9%	0.5%	0.8%	0.8%
% of Patients satisfied with the dentistry they have received	11	13	84.6%	92.6%	93.4%	93.4%
% of Patients satisfied with the time they had to wait for an appointment	7	13	53.8%	85.1%	86.8%	87.6%

* This is based on patients treated on this contract for their most recent course of treatment.

Figures in italics indicate the base number of FP17s or Patient Questionnaire responses are less than 100. N/A is shown where the base number of responses is less than 10 during the period. % is calculated as Quantity/Base number*100

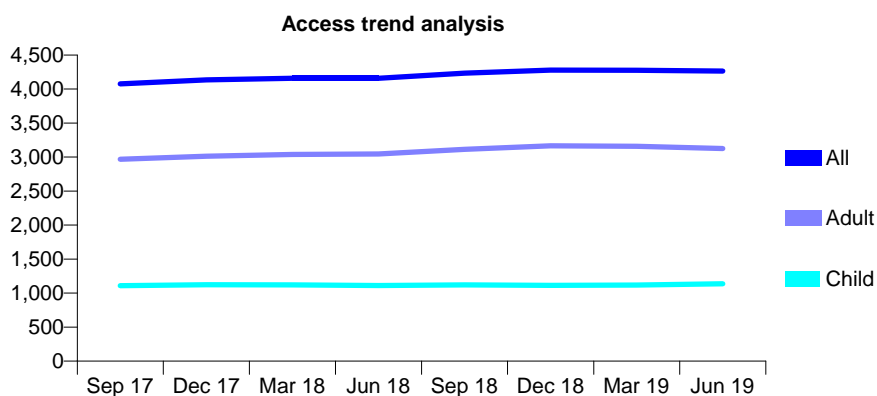
Q69 - Vital Signs At a Glance Contract Report for 683396/0001 - June 2019

Name or company name	Bourbon Street Dental Care
Contract type name	GDS Contract
Purpose of contract	General
Contract start date	01/04/2006
Contract end date	

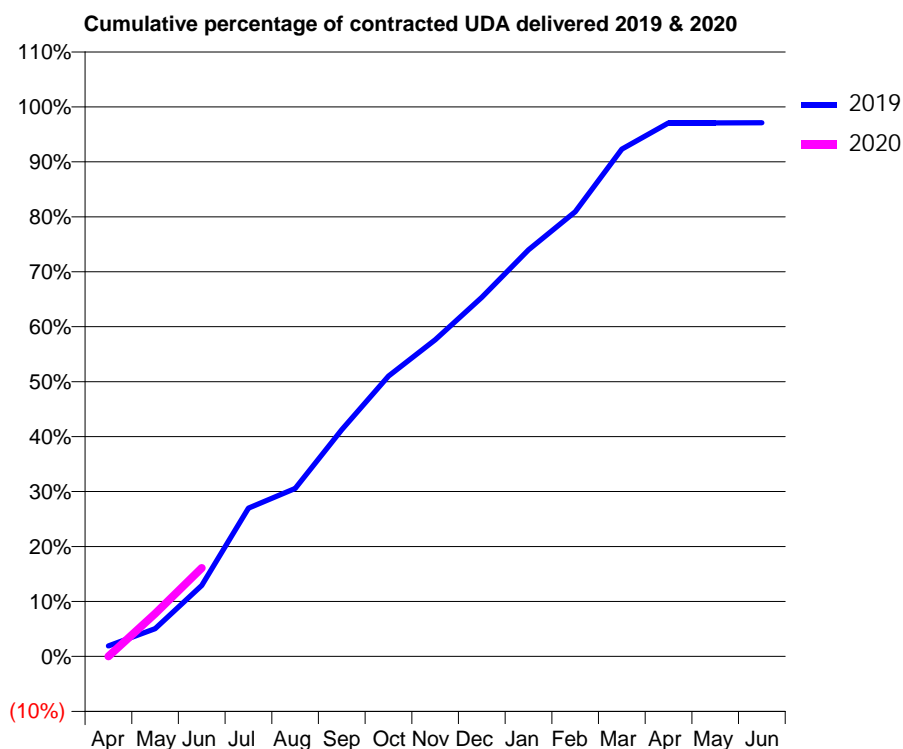
19/20 Contracted general activity (UDA)	11,630
Carry forward general activity (UDA)	0
19/20 Contracted orthodontic activity (UOA)	0
Carry forward orthodontic activity (UOA)	0
Baseline contract value	£368,141.98

ACCESS*

Patients seen in 24 months	Total	Change since previous quarter
Quarter ending June 2018	4,159	
Quarter ending September 2018	4,234	→
Quarter ending December 2018	4,280	→
Quarter ending March 2019	4,276	→
Quarter ending June 2019	4,265	→
Variance since June 2018	2.5%	↑



ACTIVITY



Adjusted Scheduled Activity (UDA)		
Month	2019	2020
April	222	0
May	588	908
June	1,504	1,873
July	3,136	
August	3,555	
September	4,800	
October	5,932	
November	6,703	
December	7,599	
January	8,604	
February	9,409	
March	10,735	
April	11,289	
May	11,291	
June	11,292	

QUALITY

	Quantity	Base Number	Contract	AT	Region	England
% of FP17s for the same patient ID Re-attending within 3 months - Children	15	299	5.0%	10.7%	10.6%	11.4%
% of FP17s for the same patient ID Re-attending within 3 months - Adults	83	758	10.9%	14.5%	15.2%	15.4%
% of FP17s for the same patient ID Re-attending between 3 & 9 months - Children	149	299	49.8%	59.2%	62.3%	59.8%
% of FP17s for the same patient ID Re-attending between 3 & 9 months - Adults	284	758	37.5%	49.9%	53.3%	52.1%
% of FP17s for Band 1 Urgent Courses	58	846	6.9%	10.1%	9.7%	9.2%
% of FP17s Relating to Free Repair or Replacements	5	846	0.6%	0.6%	0.6%	0.7%
% of FP17s Relating to Continuations	14	846	1.7%	0.5%	0.8%	0.8%
% of Patients satisfied with the dentistry they have received	5	5	N/A	92.6%	93.4%	93.4%
% of Patients satisfied with the time they had to wait for an appointment	5	5	N/A	85.1%	86.8%	87.6%

* This is based on patients treated on this contract for their most recent course of treatment. Figures in italics indicate the base number of FP17s or Patient Questionnaire responses are less than 100. N/A is shown where the base number of responses is less than 10 during the period. % is calculated as Quantity/Base number*100

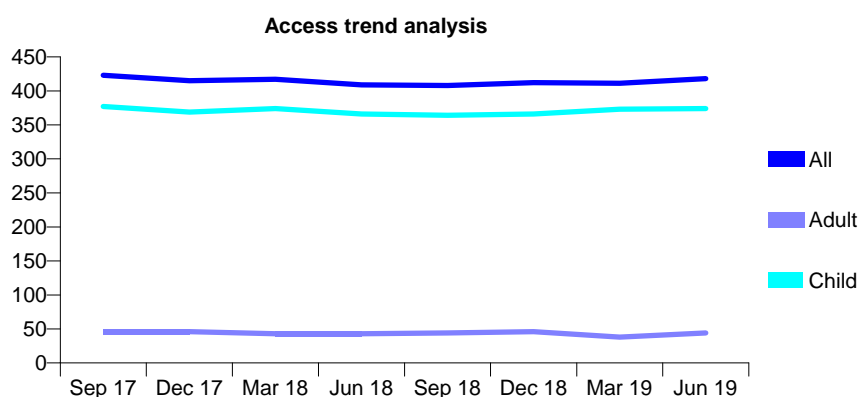
Q69 - Vital Signs At a Glance Contract Report for 683760/0001 - June 2019

Name or company name	MR CJ MORRIS
Contract type name	GDS Contract
Purpose of contract	General
Contract start date	01/12/2013
Contract end date	

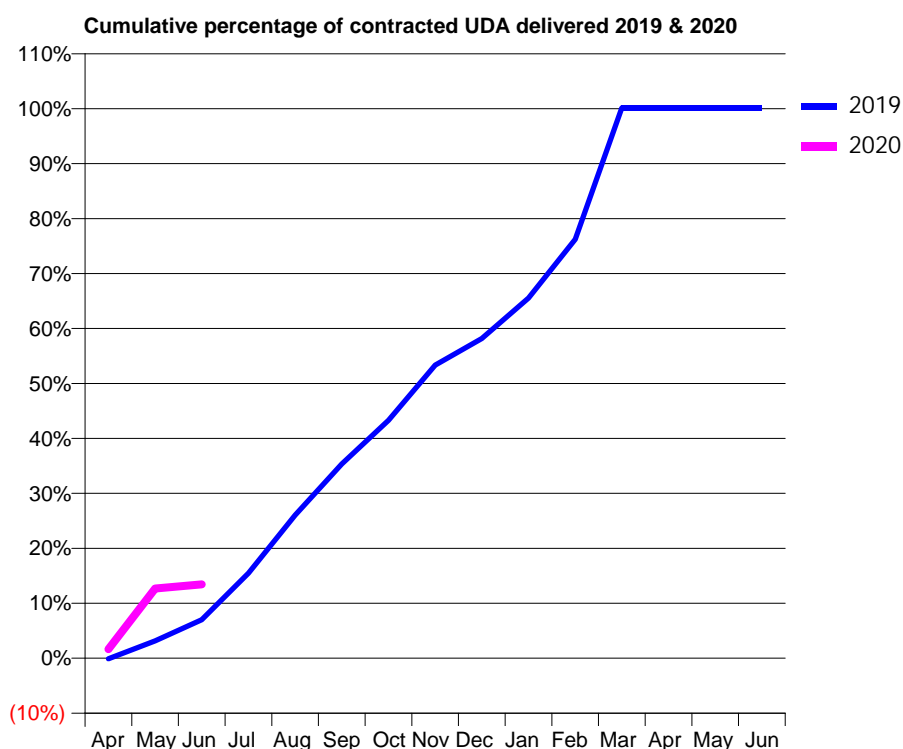
19/20 Contracted general activity (UDA)	1,443
Carry forward general activity (UDA)	0
19/20 Contracted orthodontic activity (UOA)	0
Carry forward orthodontic activity (UOA)	0
Baseline contract value	£30,159.32

ACCESS*

Patients seen in 24 months	Total	Change since previous quarter
Quarter ending June 2018	409	
Quarter ending September 2018	408	→
Quarter ending December 2018	412	→
Quarter ending March 2019	411	→
Quarter ending June 2019	418	→
Variance since June 2018	2.2%	↑



ACTIVITY



Month	2019	2020
April	-2	24
May	46	183
June	101	194
July	223	
August	376	
September	510	
October	625	
November	770	
December	839	
January	946	
February	1,100	
March	1,445	
April	1,445	
May	1,445	
June	1,445	

QUALITY

	Quantity	Base Number	Contract	AT	Region	England
% of FP17s for the same patient ID Re-attending within 3 months - Children	15	93	16.1%	10.7%	10.6%	11.4%
% of FP17s for the same patient ID Re-attending within 3 months - Adults	0	0	N/A	14.5%	15.2%	15.4%
% of FP17s for the same patient ID Re-attending between 3 & 9 months - Children	58	93	62.4%	59.2%	62.3%	59.8%
% of FP17s for the same patient ID Re-attending between 3 & 9 months - Adults	0	0	N/A	49.9%	53.3%	52.1%
% of FP17s for Band 1 Urgent Courses	9	93	9.7%	10.1%	9.7%	9.2%
% of FP17s Relating to Free Repair or Replacements	0	93	0.0%	0.6%	0.6%	0.7%
% of FP17s Relating to Continuations	0	93	0.0%	0.5%	0.8%	0.8%
% of Patients satisfied with the dentistry they have received	0	0	N/A	92.6%	93.4%	93.4%
% of Patients satisfied with the time they had to wait for an appointment	0	0	N/A	85.1%	86.8%	87.6%

* This is based on patients treated on this contract for their most recent course of treatment.

Figures in italics indicate the base number of FP17s or Patient Questionnaire responses are less than 100. N/A is shown where the base number of responses is less than 10 during the period. % is calculated as Quantity/Base number*100

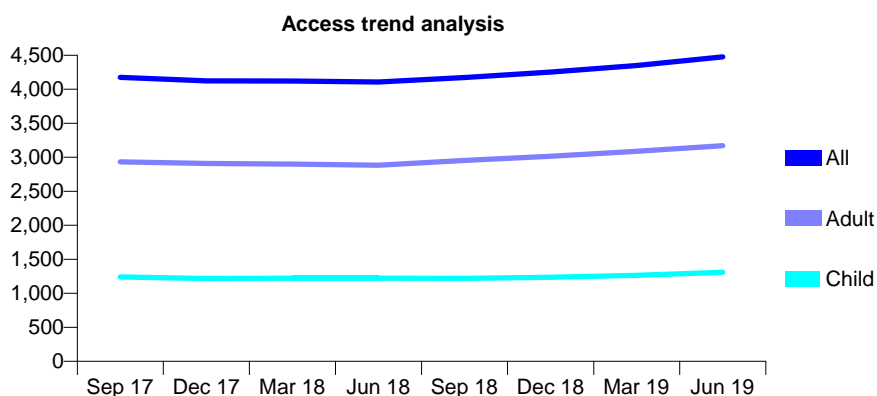
Q69 - Vital Signs At a Glance Contract Report for 684163/0001 - June 2019

Name or company name	MR PW NILAND
Contract type name	GDS Contract
Purpose of contract	General
Contract start date	01/11/2007
Contract end date	

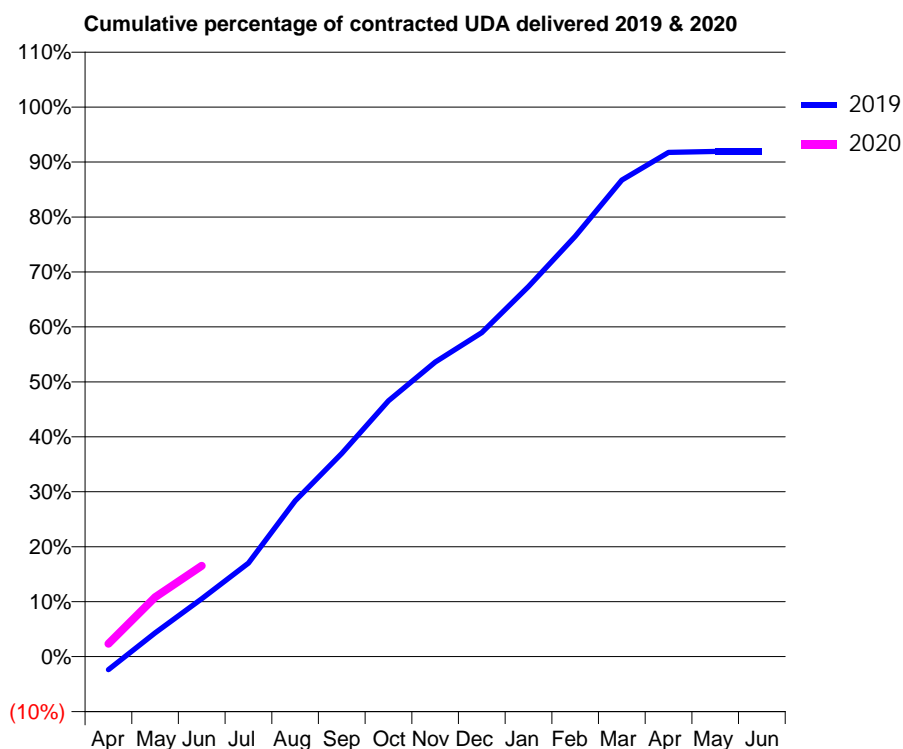
19/20 Contracted general activity (UDA)	10,400
Carry forward general activity (UDA)	0
19/20 Contracted orthodontic activity (UOA)	0
Carry forward orthodontic activity (UOA)	0
Baseline contract value	£311,913.16

ACCESS*

Patients seen in 24 months	Total	Change since previous quarter
Quarter ending June 2018	4,106	
Quarter ending September 2018	4,173	→
Quarter ending December 2018	4,252	→
Quarter ending March 2019	4,350	↑
Quarter ending June 2019	4,478	↑
Variance since June 2018	9.1%	↑



ACTIVITY



Month	Adjusted Scheduled Activity (UDA)	
	2019	2020
April	-249	244
May	450	1,123
June	1,095	1,720
July	1,771	
August	2,949	
September	3,846	
October	4,843	
November	5,573	
December	6,132	
January	7,006	
February	7,955	
March	9,017	
April	9,542	
May	9,562	
June	9,562	

QUALITY

	Quantity	Base Number	Contract	AT	Region	England
% of FP17s for the same patient ID Re-attending within 3 months - Children	22	416	5.3%	10.7%	10.6%	11.4%
% of FP17s for the same patient ID Re-attending within 3 months - Adults	118	825	14.3%	14.5%	15.2%	15.4%
% of FP17s for the same patient ID Re-attending between 3 & 9 months - Children	223	416	53.6%	59.2%	62.3%	59.8%
% of FP17s for the same patient ID Re-attending between 3 & 9 months - Adults	313	825	37.9%	49.9%	53.3%	52.1%
% of FP17s for Band 1 Urgent Courses	99	1,024	9.7%	10.1%	9.7%	9.2%
% of FP17s Relating to Free Repair or Replacements	2	1,024	0.2%	0.6%	0.6%	0.7%
% of FP17s Relating to Continuations	10	1,024	1.0%	0.5%	0.8%	0.8%
% of Patients satisfied with the dentistry they have received	3	3	N/A	92.6%	93.4%	93.4%
% of Patients satisfied with the time they had to wait for an appointment	3	3	N/A	85.1%	86.8%	87.6%

* This is based on patients treated on this contract for their most recent course of treatment. Figures in italics indicate the base number of FP17s or Patient Questionnaire responses are less than 100. N/A is shown where the base number of responses is less than 10 during the period. % is calculated as Quantity/Base number*100

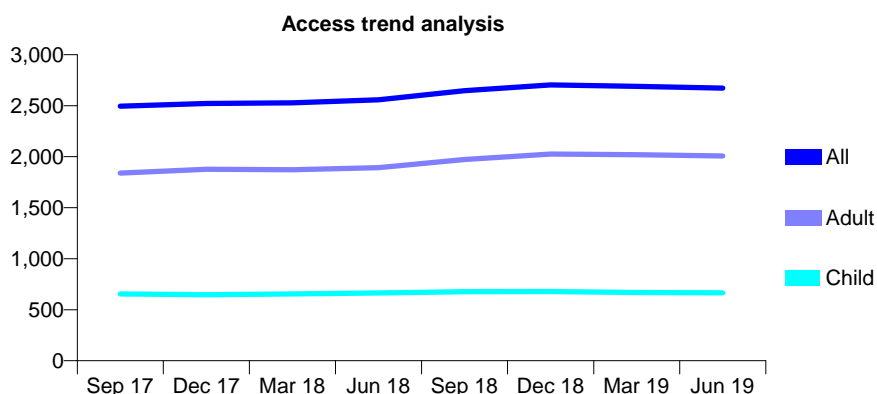
Q69 - Vital Signs At a Glance Contract Report for 688118/0001 - June 2019

Name or company name	MR C SANTODOMINGO RUBIDO
Contract type name	GDS Contract
Purpose of contract	General
Contract start date	01/04/2014
Contract end date	

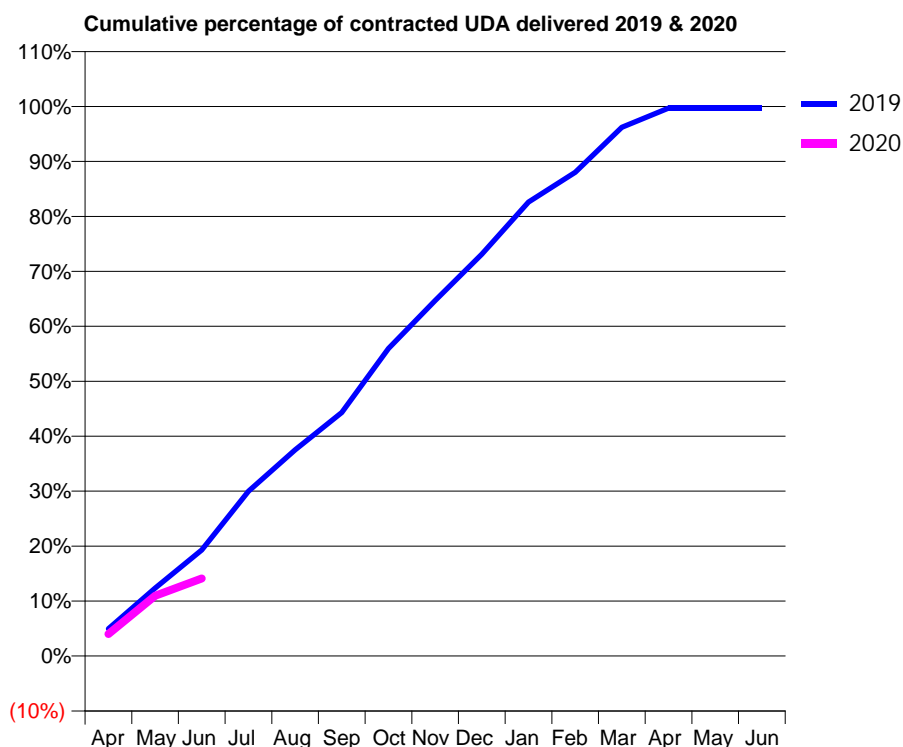
19/20 Contracted general activity (UDA)	7,974
Carry forward general activity (UDA)	0
19/20 Contracted orthodontic activity (UOA)	0
Carry forward orthodontic activity (UOA)	0
Baseline contract value	£203,557.66

ACCESS*

Patients seen in 24 months	Total	Change since previous quarter
Quarter ending June 2018	2,557	
Quarter ending September 2018	2,648	↑
Quarter ending December 2018	2,704	↑
Quarter ending March 2019	2,689	→
Quarter ending June 2019	2,673	→
Variance since June 2018	4.5%	↑



ACTIVITY



Month	Adjusted Scheduled Activity (UDA)	
	2019	2020
April	396	321
May	986	875
June	1,538	1,125
July	2,391	
August	2,992	
September	3,532	
October	4,463	
November	5,157	
December	5,830	
January	6,588	
February	7,019	
March	7,671	
April	7,951	
May	7,951	
June	7,951	

QUALITY

	Quantity	Base Number	Contract	AT	Region	England
% of FP17s for the same patient ID Re-attending within 3 months - Children	7	170	4.1%	10.7%	10.6%	11.4%
% of FP17s for the same patient ID Re-attending within 3 months - Adults	39	418	9.3%	14.5%	15.2%	15.4%
% of FP17s for the same patient ID Re-attending between 3 & 9 months - Children	86	170	50.6%	59.2%	62.3%	59.8%
% of FP17s for the same patient ID Re-attending between 3 & 9 months - Adults	179	418	42.8%	49.9%	53.3%	52.1%
% of FP17s for Band 1 Urgent Courses	24	495	4.8%	10.1%	9.7%	9.2%
% of FP17s Relating to Free Repair or Replacements	2	495	0.4%	0.6%	0.6%	0.7%
% of FP17s Relating to Continuations	0	495	0.0%	0.5%	0.8%	0.8%
% of Patients satisfied with the dentistry they have received	3	3	N/A	92.6%	93.4%	93.4%
% of Patients satisfied with the time they had to wait for an appointment	3	3	N/A	85.1%	86.8%	87.6%

* This is based on patients treated on this contract for their most recent course of treatment. Figures in italics indicate the base number of FP17s or Patient Questionnaire responses are less than 100. N/A is shown where the base number of responses is less than 10 during the period. % is calculated as Quantity/Base number*100

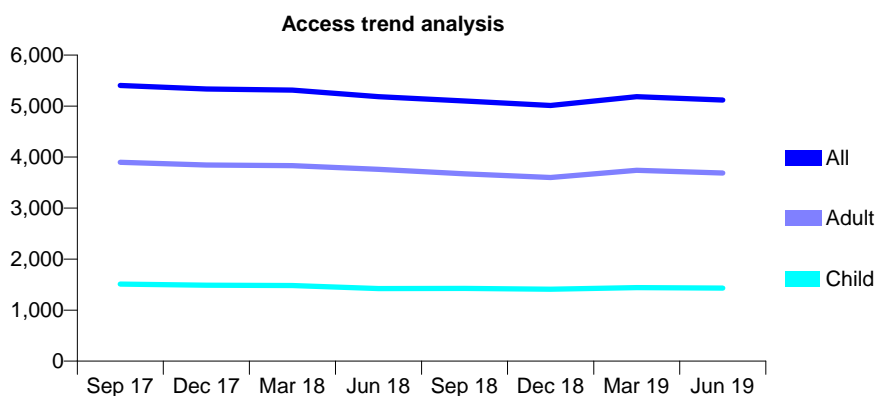
Q69 - Vital Signs At a Glance Contract Report for 689955/0001 - June 2019

Name or company name	MR DS MALLI
Contract type name	GDS Contract
Purpose of contract	General
Contract start date	01/10/2014
Contract end date	

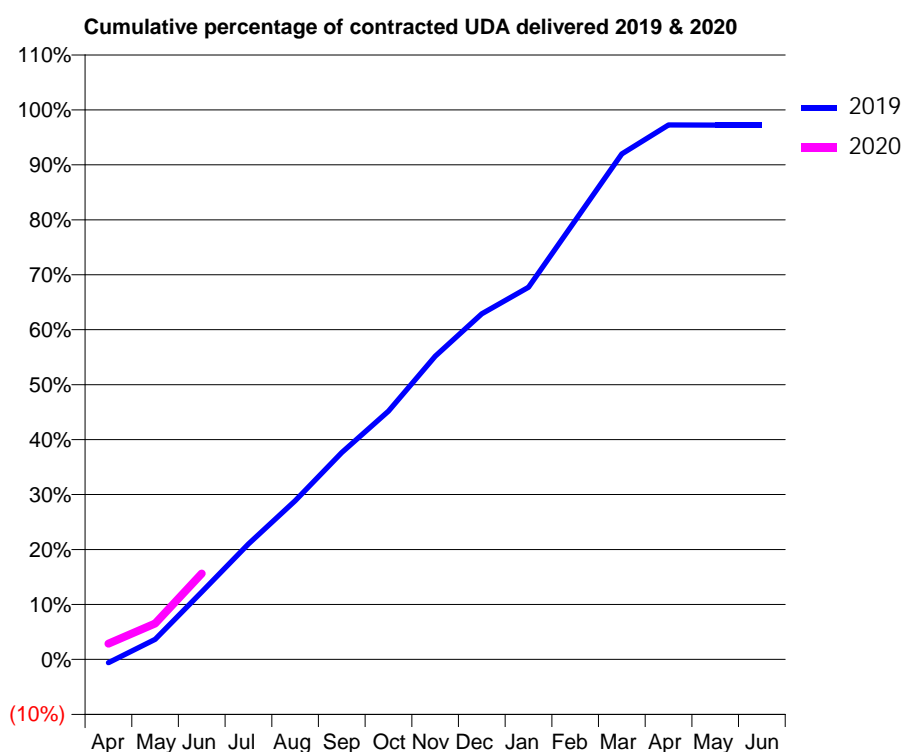
19/20 Contracted general activity (UDA)	12,508
Carry forward general activity (UDA)	0
19/20 Contracted orthodontic activity (UOA)	0
Carry forward orthodontic activity (UOA)	0
Baseline contract value	£351,453.60

ACCESS*

Patients seen in 24 months	Total	Change since previous quarter
Quarter ending June 2018	5,183	
Quarter ending September 2018	5,099	↓
Quarter ending December 2018	5,010	↓
Quarter ending March 2019	5,184	↑
Quarter ending June 2019	5,118	↓
Variance since June 2018	(1.3%)	↓



ACTIVITY



Month	Adjusted Scheduled Activity (UDA)	
	2019	2020
April	-78	360
May	456	819
June	1,537	1,952
July	2,627	
August	3,613	
September	4,710	
October	5,654	
November	6,899	
December	7,866	
January	8,470	
February	9,991	
March	11,505	
April	12,163	
May	12,162	
June	12,161	

QUALITY

	Quantity	Base Number	Contract	AT	Region	England
% of FP17s for the same patient ID Re-attending within 3 months - Children	12	371	3.2%	10.7%	10.6%	11.4%
% of FP17s for the same patient ID Re-attending within 3 months - Adults	105	895	11.7%	14.5%	15.2%	15.4%
% of FP17s for the same patient ID Re-attending between 3 & 9 months - Children	157	371	42.3%	59.2%	62.3%	59.8%
% of FP17s for the same patient ID Re-attending between 3 & 9 months - Adults	419	895	46.8%	49.9%	53.3%	52.1%
% of FP17s for Band 1 Urgent Courses	76	1,029	7.4%	10.1%	9.7%	9.2%
% of FP17s Relating to Free Repair or Replacements	3	1,029	0.3%	0.6%	0.6%	0.7%
% of FP17s Relating to Continuations	0	1,029	0.0%	0.5%	0.8%	0.8%
% of Patients satisfied with the dentistry they have received	3	3	N/A	92.6%	93.4%	93.4%
% of Patients satisfied with the time they had to wait for an appointment	1	3	N/A	85.1%	86.8%	87.6%

* This is based on patients treated on this contract for their most recent course of treatment. Figures in italics indicate the base number of FP17s or Patient Questionnaire responses are less than 100. N/A is shown where the base number of responses is less than 10 during the period. % is calculated as Quantity/Base number*100

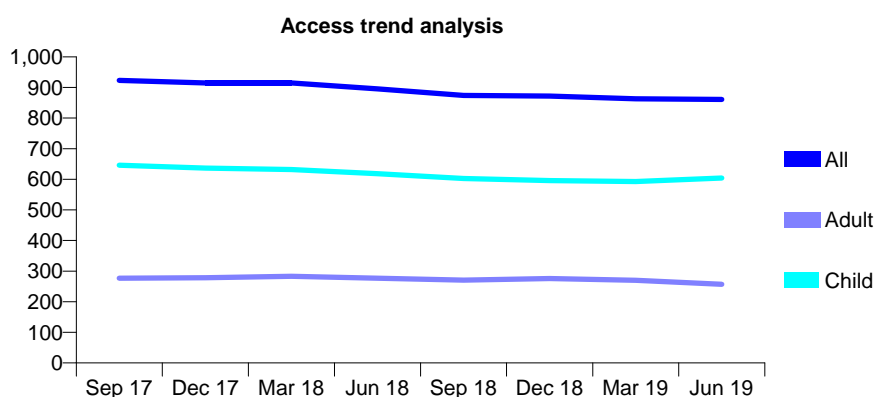
Q69 - Vital Signs At a Glance Contract Report for 691259/0001 - June 2019

Name or company name	MRS N MAJEVADIA
Contract type name	GDS Contract
Purpose of contract	General
Contract start date	01/04/2014
Contract end date	

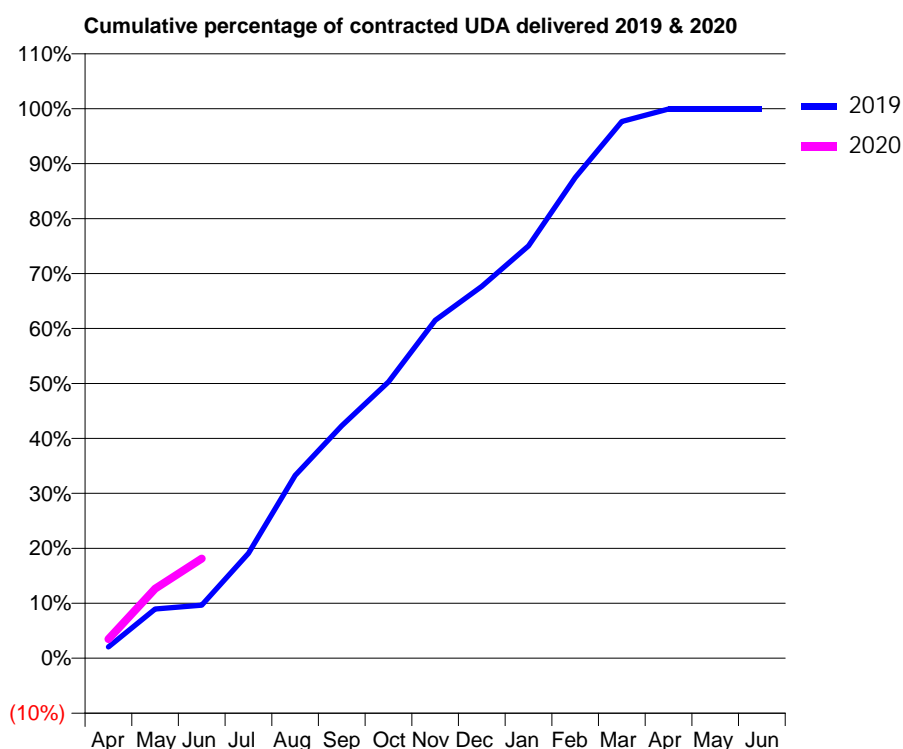
19/20 Contracted general activity (UDA)	2,400
Carry forward general activity (UDA)	0
19/20 Contracted orthodontic activity (UOA)	0
Carry forward orthodontic activity (UOA)	0
Baseline contract value	£56,419.58

ACCESS*

Patients seen in 24 months	Total	Change since previous quarter
Quarter ending June 2018	895	
Quarter ending September 2018	874	↓
Quarter ending December 2018	872	→
Quarter ending March 2019	863	↓
Quarter ending June 2019	861	→
Variance since June 2018	(3.8%)	↓



ACTIVITY



Month	2019	2020
April	49	84
May	215	304
June	232	435
July	458	
August	799	
September	1,015	
October	1,207	
November	1,476	
December	1,624	
January	1,801	
February	2,099	
March	2,344	
April	2,398	
May	2,398	
June	2,398	

QUALITY

	Quantity	Base Number	Contract	AT	Region	England
% of FP17s for the same patient ID Re-attending within 3 months - Children	28	213	13.1%	10.7%	10.6%	11.4%
% of FP17s for the same patient ID Re-attending within 3 months - Adults	13	63	20.6%	14.5%	15.2%	15.4%
% of FP17s for the same patient ID Re-attending between 3 & 9 months - Children	115	213	54.0%	59.2%	62.3%	59.8%
% of FP17s for the same patient ID Re-attending between 3 & 9 months - Adults	27	63	42.9%	49.9%	53.3%	52.1%
% of FP17s for Band 1 Urgent Courses	16	245	6.5%	10.1%	9.7%	9.2%
% of FP17s Relating to Free Repair or Replacements	0	245	0.0%	0.6%	0.6%	0.7%
% of FP17s Relating to Continuations	4	245	1.6%	0.5%	0.8%	0.8%
% of Patients satisfied with the dentistry they have received	0	0	N/A	92.6%	93.4%	93.4%
% of Patients satisfied with the time they had to wait for an appointment	0	0	N/A	85.1%	86.8%	87.6%

* This is based on patients treated on this contract for their most recent course of treatment.

Figures in italics indicate the base number of FP17s or Patient Questionnaire responses are less than 100. N/A is shown where the base number of responses is less than 10 during the period. % is calculated as Quantity/Base number*100

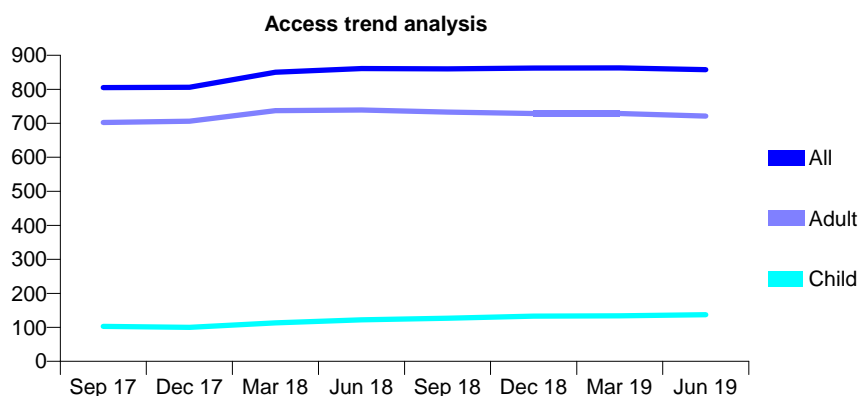
Q69 - Vital Signs At a Glance Contract Report for 691259/0002 - June 2019

Name or company name	MRS N MAJEVADIA
Contract type name	GDS Contract
Purpose of contract	General
Contract start date	01/08/2014
Contract end date	

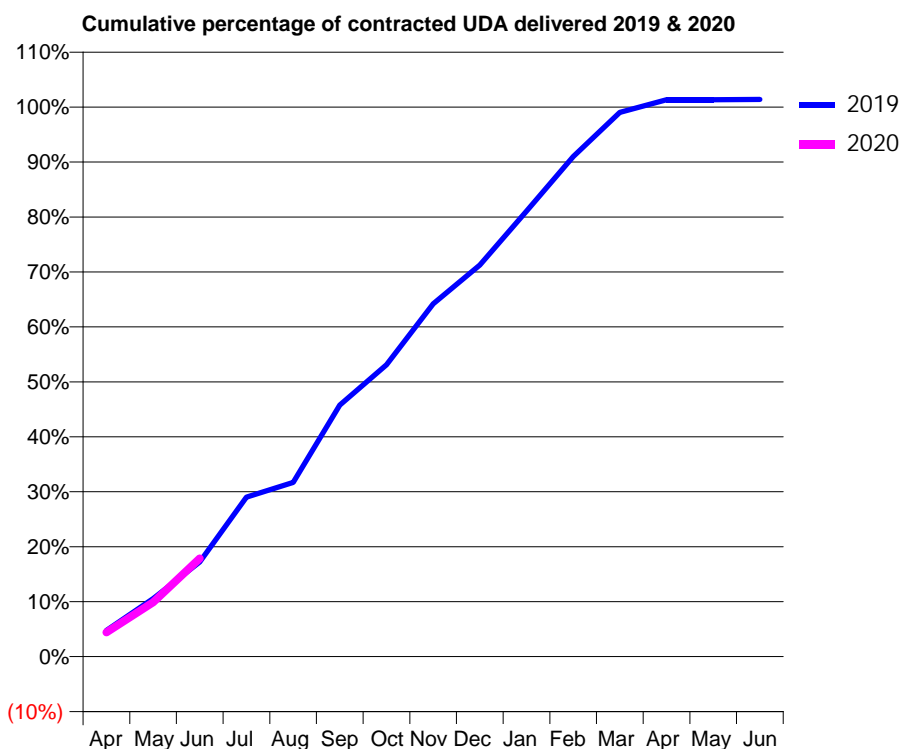
19/20 Contracted general activity (UDA)	3,008
Carry forward general activity (UDA)	0
19/20 Contracted orthodontic activity (UOA)	0
Carry forward orthodontic activity (UOA)	0
Baseline contract value	£74,340.55

ACCESS*

Patients seen in 24 months	Total	Change since previous quarter
Quarter ending June 2018	861	
Quarter ending September 2018	860	→
Quarter ending December 2018	862	→
Quarter ending March 2019	863	→
Quarter ending June 2019	858	→
Variance since June 2018	(0.3%)	→



ACTIVITY



Month	Adjusted Scheduled Activity (UDA)	
	2019	2020
April	144	133
May	318	297
June	518	537
July	873	
August	953	
September	1,377	
October	1,598	
November	1,931	
December	2,144	
January	2,438	
February	2,737	
March	2,978	
April	3,048	
May	3,048	
June	3,049	

QUALITY

	Quantity	Base Number	Contract	AT	Region	England
% of FP17s for the same patient ID Re-attending within 3 months - Children	5	42	11.9%	10.7%	10.6%	11.4%
% of FP17s for the same patient ID Re-attending within 3 months - Adults	20	202	9.9%	14.5%	15.2%	15.4%
% of FP17s for the same patient ID Re-attending between 3 & 9 months - Children	24	42	57.1%	59.2%	62.3%	59.8%
% of FP17s for the same patient ID Re-attending between 3 & 9 months - Adults	129	202	63.9%	49.9%	53.3%	52.1%
% of FP17s for Band 1 Urgent Courses	17	217	7.8%	10.1%	9.7%	9.2%
% of FP17s Relating to Free Repair or Replacements	1	217	0.5%	0.6%	0.6%	0.7%
% of FP17s Relating to Continuations	2	217	0.9%	0.5%	0.8%	0.8%
% of Patients satisfied with the dentistry they have received	0	1	N/A	92.6%	93.4%	93.4%
% of Patients satisfied with the time they had to wait for an appointment	1	1	N/A	85.1%	86.8%	87.6%

* This is based on patients treated on this contract for their most recent course of treatment. Figures in italics indicate the base number of FP17s or Patient Questionnaire responses are less than 100. N/A is shown where the base number of responses is less than 10 during the period. % is calculated as Quantity/Base number*100

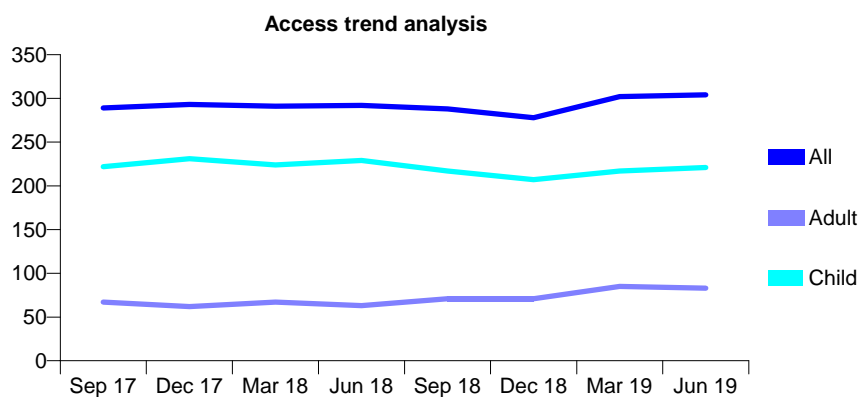
Q69 - Vital Signs At a Glance Contract Report for 725773/0001 - June 2019

Name or company name	MR MC MARTIN
Contract type name	GDS Contract
Purpose of contract	General
Contract start date	01/04/2006
Contract end date	

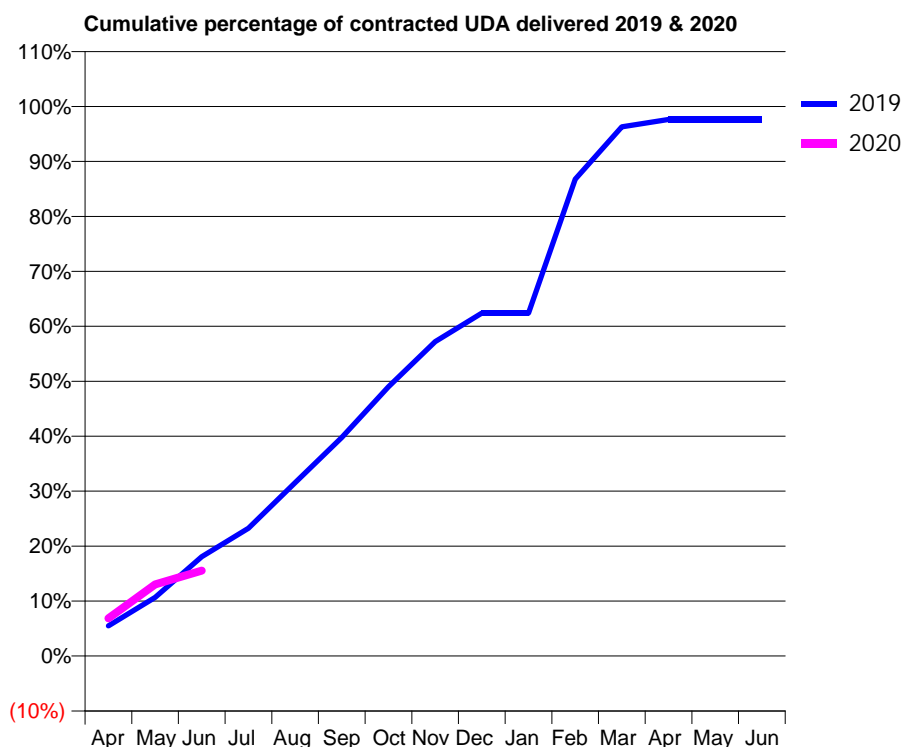
19/20 Contracted general activity (UDA)	600
Carry forward general activity (UDA)	0
19/20 Contracted orthodontic activity (UOA)	0
Carry forward orthodontic activity (UOA)	0
Baseline contract value	£14,690.48

ACCESS*

Patients seen in 24 months	Total	Change since previous quarter
Quarter ending June 2018	292	
Quarter ending September 2018	288	↓
Quarter ending December 2018	278	↓
Quarter ending March 2019	302	↑
Quarter ending June 2019	304	→
Variance since June 2018	4.1%	↑



ACTIVITY



Month	Adjusted Scheduled Activity (UDA)	
	2019	2020
April	33	41
May	64	78
June	108	93
July	140	
August	189	
September	239	
October	294	
November	343	
December	374	
January	374	
February	521	
March	578	
April	586	
May	586	
June	586	

QUALITY

	Quantity	Base Number	Contract	AT	Region	England
% of FP17s for the same patient ID Re-attending within 3 months - Children	3	70	4.3%	10.7%	10.6%	11.4%
% of FP17s for the same patient ID Re-attending within 3 months - Adults	1	11	9.1%	14.5%	15.2%	15.4%
% of FP17s for the same patient ID Re-attending between 3 & 9 months - Children	45	70	64.3%	59.2%	62.3%	59.8%
% of FP17s for the same patient ID Re-attending between 3 & 9 months - Adults	6	11	54.5%	49.9%	53.3%	52.1%
% of FP17s for Band 1 Urgent Courses	1	75	1.3%	10.1%	9.7%	9.2%
% of FP17s Relating to Free Repair or Replacements	0	75	0.0%	0.6%	0.6%	0.7%
% of FP17s Relating to Continuations	0	75	0.0%	0.5%	0.8%	0.8%
% of Patients satisfied with the dentistry they have received	0	0	N/A	92.6%	93.4%	93.4%
% of Patients satisfied with the time they had to wait for an appointment	0	0	N/A	85.1%	86.8%	87.6%

* This is based on patients treated on this contract for their most recent course of treatment. Figures in italics indicate the base number of FP17s or Patient Questionnaire responses are less than 100. N/A is shown where the base number of responses is less than 10 during the period. % is calculated as Quantity/Base number*100

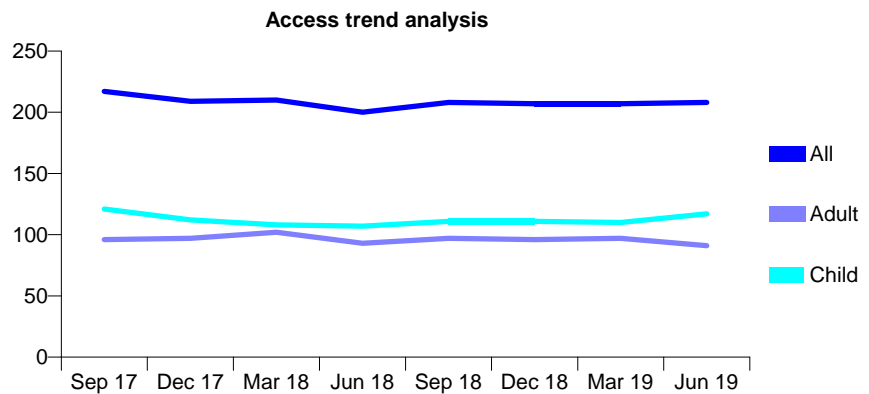
Q69 - Vital Signs At a Glance Contract Report for 732605/0002 - June 2019

Name or company name	Dominic Cox, Mark Hamburger and Rebecca
Contract type name	GDS Contract
Purpose of contract	General
Contract start date	01/04/2006
Contract end date	

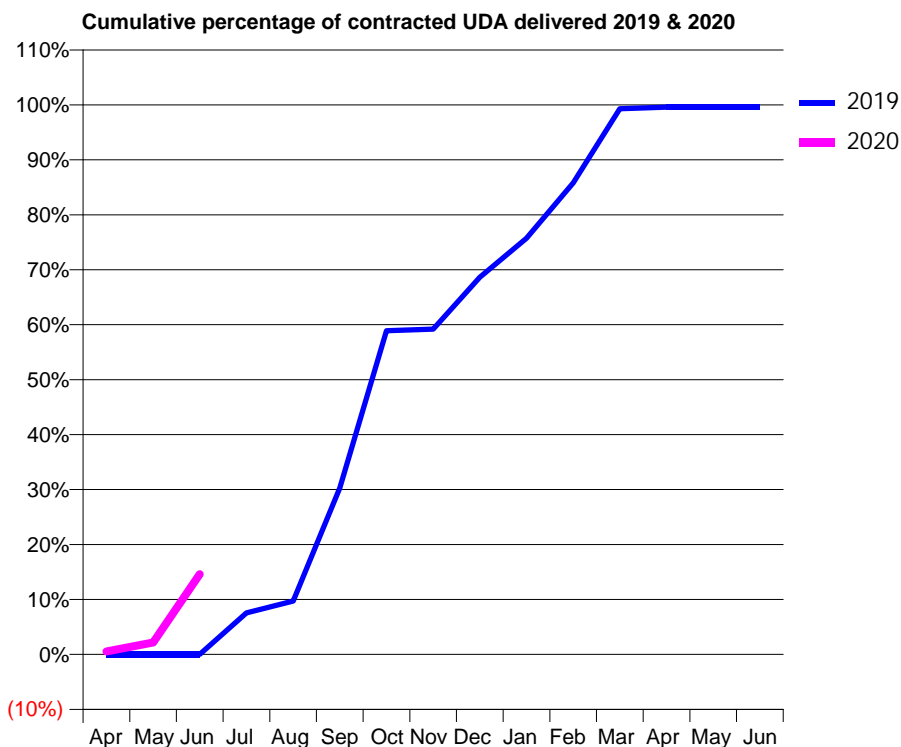
19/20 Contracted general activity (UDA)	370
Carry forward general activity (UDA)	0
19/20 Contracted orthodontic activity (UOA)	0
Carry forward orthodontic activity (UOA)	0
Baseline contract value	£8,759.31

ACCESS*

Patients seen in 24 months	Total	Change since previous quarter
Quarter ending June 2018	200	
Quarter ending September 2018	208	↑
Quarter ending December 2018	207	→
Quarter ending March 2019	207	→
Quarter ending June 2019	208	→
Variance since June 2018	4.0%	↑



ACTIVITY



Month	Adjusted Scheduled Activity (UDA)	
	2019	2020
April	0	2
May	0	8
June	0	54
July	28	
August	36	
September	112	
October	218	
November	219	
December	254	
January	280	
February	317	
March	367	
April	368	
May	368	
June	368	

QUALITY

	Quantity	Base Number	Contract	AT	Region	England
% of FP17s for the same patient ID Re-attending within 3 months - Children	0	35	0.0%	10.7%	10.6%	11.4%
% of FP17s for the same patient ID Re-attending within 3 months - Adults	1	12	8.3%	14.5%	15.2%	15.4%
% of FP17s for the same patient ID Re-attending between 3 & 9 months - Children	19	35	54.3%	59.2%	62.3%	59.8%
% of FP17s for the same patient ID Re-attending between 3 & 9 months - Adults	8	12	66.7%	49.9%	53.3%	52.1%
% of FP17s for Band 1 Urgent Courses	0	46	0.0%	10.1%	9.7%	9.2%
% of FP17s Relating to Free Repair or Replacements	0	46	0.0%	0.6%	0.6%	0.7%
% of FP17s Relating to Continuations	0	46	0.0%	0.5%	0.8%	0.8%
% of Patients satisfied with the dentistry they have received	0	0	N/A	92.6%	93.4%	93.4%
% of Patients satisfied with the time they had to wait for an appointment	0	0	N/A	85.1%	86.8%	87.6%

* This is based on patients treated on this contract for their most recent course of treatment. Figures in italics indicate the base number of FP17s or Patient Questionnaire responses are less than 100. N/A is shown where the base number of responses is less than 10 during the period. % is calculated as Quantity/Base number*100

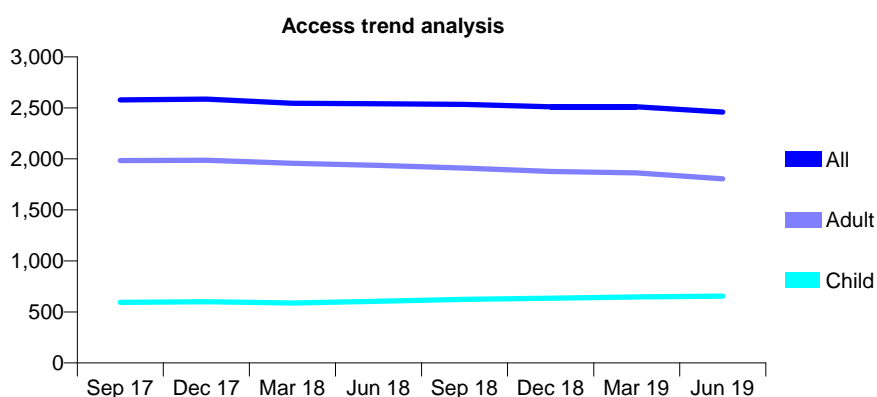
Q69 - Vital Signs At a Glance Contract Report for 736686/0002 - June 2019

Name or company name	MR DA DUFFY
Contract type name	GDS Contract
Purpose of contract	General
Contract start date	01/04/2006
Contract end date	

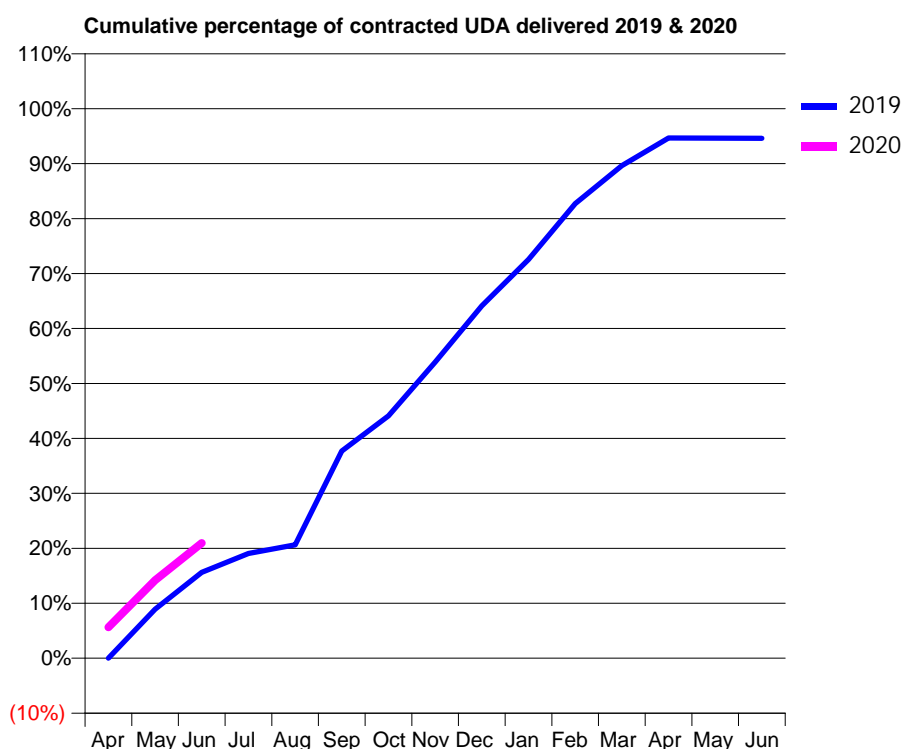
19/20 Contracted general activity (UDA)	6,186
Carry forward general activity (UDA)	0
19/20 Contracted orthodontic activity (UOA)	0
Carry forward orthodontic activity (UOA)	0
Baseline contract value	£166,866.33

ACCESS*

Patients seen in 24 months	Total	Change since previous quarter
Quarter ending June 2018	2,541	
Quarter ending September 2018	2,534	→
Quarter ending December 2018	2,511	→
Quarter ending March 2019	2,511	→
Quarter ending June 2019	2,459	↓
Variance since June 2018	(3.2%)	↓



ACTIVITY



Month	Adjusted Scheduled Activity (UDA)	
	2019	2020
April	0	349
May	553	878
June	967	1,296
July	1,179	
August	1,277	
September	2,333	
October	2,728	
November	3,334	
December	3,966	
January	4,489	
February	5,116	
March	5,545	
April	5,855	
May	5,854	
June	5,853	

QUALITY

	Quantity	Base Number	Contract	AT	Region	England
% of FP17s for the same patient ID Re-attending within 3 months - Children	10	225	4.4%	10.7%	10.6%	11.4%
% of FP17s for the same patient ID Re-attending within 3 months - Adults	76	632	12.0%	14.5%	15.2%	15.4%
% of FP17s for the same patient ID Re-attending between 3 & 9 months - Children	116	225	51.6%	59.2%	62.3%	59.8%
% of FP17s for the same patient ID Re-attending between 3 & 9 months - Adults	391	632	61.9%	49.9%	53.3%	52.1%
% of FP17s for Band 1 Urgent Courses	71	739	9.6%	10.1%	9.7%	9.2%
% of FP17s Relating to Free Repair or Replacements	6	739	0.8%	0.6%	0.6%	0.7%
% of FP17s Relating to Continuations	0	739	0.0%	0.5%	0.8%	0.8%
% of Patients satisfied with the dentistry they have received	1	1	N/A	92.6%	93.4%	93.4%
% of Patients satisfied with the time they had to wait for an appointment	1	1	N/A	85.1%	86.8%	87.6%

* This is based on patients treated on this contract for their most recent course of treatment.

Figures in italics indicate the base number of FP17s or Patient Questionnaire responses are less than 100. N/A is shown where the base number of responses is less than 10 during the period. % is calculated as Quantity/Base number*100

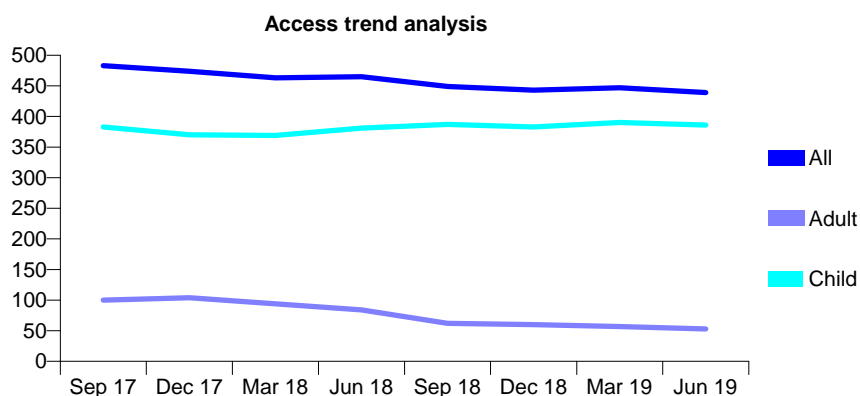
Q69 - Vital Signs At a Glance Contract Report for 740616/0001 - June 2019

Name or company name	MR R PARMAR
Contract type name	GDS Contract
Purpose of contract	General
Contract start date	01/04/2006
Contract end date	

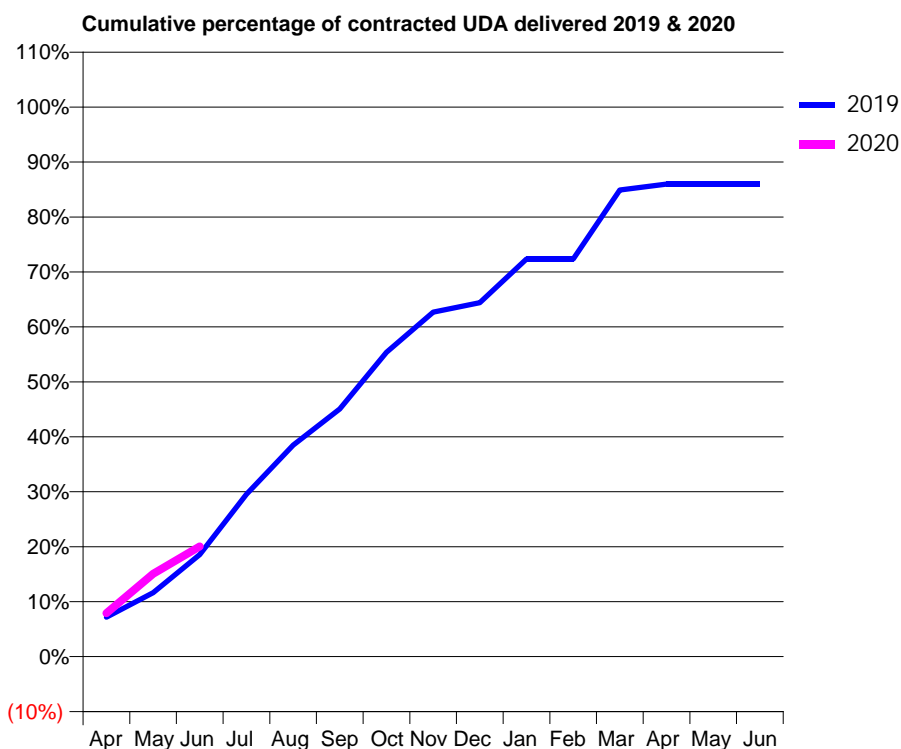
19/20 Contracted general activity (UDA)	750
Carry forward general activity (UDA)	0
19/20 Contracted orthodontic activity (UOA)	0
Carry forward orthodontic activity (UOA)	0
Baseline contract value	£16,998.20

ACCESS*

Patients seen in 24 months	Total	Change since previous quarter
Quarter ending June 2018	465	
Quarter ending September 2018	449	↓
Quarter ending December 2018	443	↓
Quarter ending March 2019	447	→
Quarter ending June 2019	439	↓
Variance since June 2018	(5.6%)	↓



ACTIVITY



Month	Adjusted Scheduled Activity (UDA)	
	2019	2020
April	54	59
May	87	113
June	139	150
July	222	
August	289	
September	338	
October	415	
November	470	
December	483	
January	543	
February	543	
March	637	
April	645	
May	645	
June	645	

QUALITY

	Quantity	Base Number	Contract	AT	Region	England
% of FP17s for the same patient ID Re-attending within 3 months - Children	7	143	4.9%	10.7%	10.6%	11.4%
% of FP17s for the same patient ID Re-attending within 3 months - Adults	0	3	0.0%	14.5%	15.2%	15.4%
% of FP17s for the same patient ID Re-attending between 3 & 9 months - Children	93	143	65.0%	59.2%	62.3%	59.8%
% of FP17s for the same patient ID Re-attending between 3 & 9 months - Adults	2	3	66.7%	49.9%	53.3%	52.1%
% of FP17s for Band 1 Urgent Courses	2	136	1.5%	10.1%	9.7%	9.2%
% of FP17s Relating to Free Repair or Replacements	0	136	0.0%	0.6%	0.6%	0.7%
% of FP17s Relating to Continuations	0	136	0.0%	0.5%	0.8%	0.8%
% of Patients satisfied with the dentistry they have received	0	0	N/A	92.6%	93.4%	93.4%
% of Patients satisfied with the time they had to wait for an appointment	0	0	N/A	85.1%	86.8%	87.6%

* This is based on patients treated on this contract for their most recent course of treatment. Figures in italics indicate the base number of FP17s or Patient Questionnaire responses are less than 100. N/A is shown where the base number of responses is less than 10 during the period. % is calculated as Quantity/Base number*100

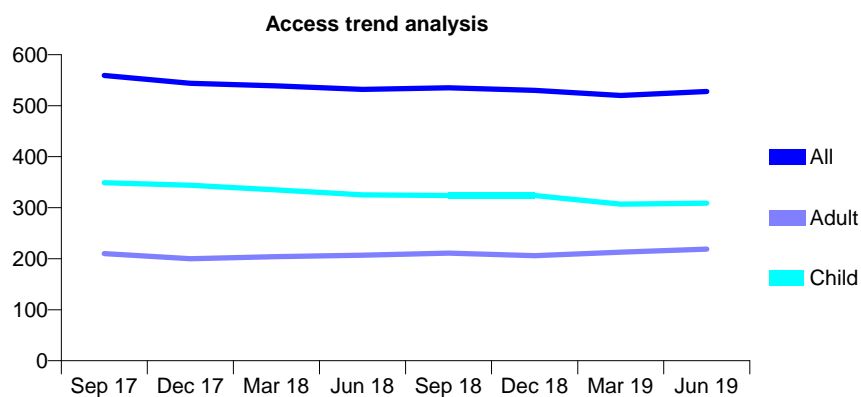
Q69 - Vital Signs At a Glance Contract Report for 741523/0001 - June 2019

Name or company name	MR JE MILLER
Contract type name	GDS Contract
Purpose of contract	General
Contract start date	01/07/2007
Contract end date	

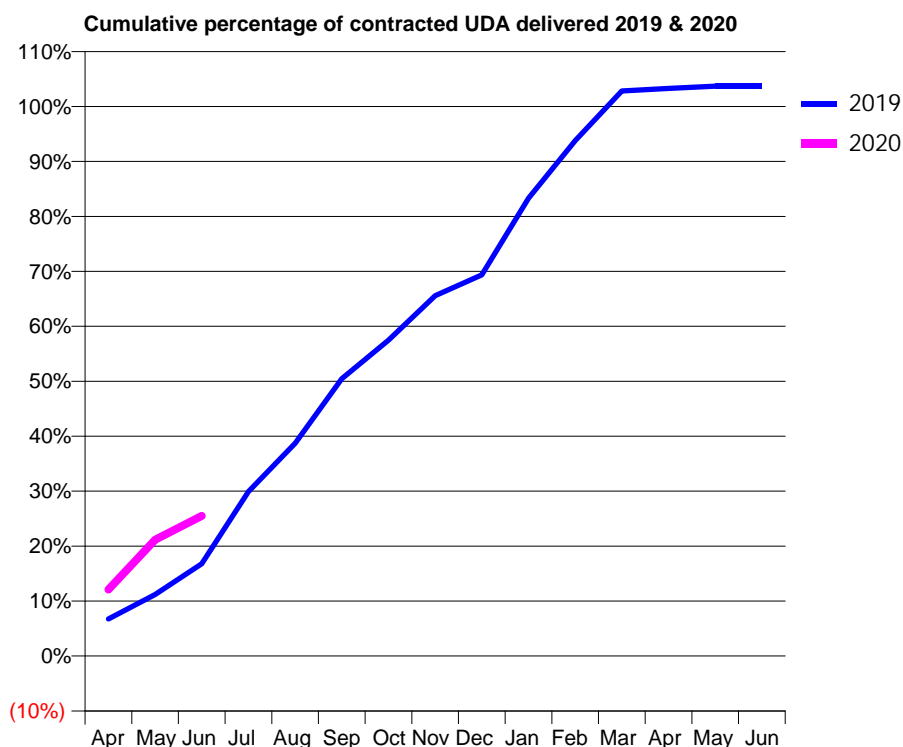
19/20 Contracted general activity (UDA)	700
Carry forward general activity (UDA)	0
19/20 Contracted orthodontic activity (UOA)	0
Carry forward orthodontic activity (UOA)	0
Baseline contract value	£17,132.87

ACCESS*

Patients seen in 24 months	Total	Change since previous quarter
Quarter ending June 2018	532	
Quarter ending September 2018	535	→
Quarter ending December 2018	530	→
Quarter ending March 2019	520	↓
Quarter ending June 2019	528	→
Variance since June 2018	(0.8%)	→



ACTIVITY



Month	Adjusted Scheduled Activity (UDA)	
	2019	2020
April	47	85
May	78	148
June	117	178
July	210	
August	271	
September	353	
October	402	
November	459	
December	486	
January	583	
February	656	
March	720	
April	723	
May	726	
June	726	

QUALITY

	Quantity	Base Number	Contract	AT	Region	England
% of FP17s for the same patient ID Re-attending within 3 months - Children	3	95	3.2%	10.7%	10.6%	11.4%
% of FP17s for the same patient ID Re-attending within 3 months - Adults	3	52	5.8%	14.5%	15.2%	15.4%
% of FP17s for the same patient ID Re-attending between 3 & 9 months - Children	54	95	56.8%	59.2%	62.3%	59.8%
% of FP17s for the same patient ID Re-attending between 3 & 9 months - Adults	23	52	44.2%	49.9%	53.3%	52.1%
% of FP17s for Band 1 Urgent Courses	7	137	5.1%	10.1%	9.7%	9.2%
% of FP17s Relating to Free Repair or Replacements	0	137	0.0%	0.6%	0.6%	0.7%
% of FP17s Relating to Continuations	0	137	0.0%	0.5%	0.8%	0.8%
% of Patients satisfied with the dentistry they have received	1	1	N/A	92.6%	93.4%	93.4%
% of Patients satisfied with the time they had to wait for an appointment	1	1	N/A	85.1%	86.8%	87.6%

* This is based on patients treated on this contract for their most recent course of treatment. Figures in italics indicate the base number of FP17s or Patient Questionnaire responses are less than 100. N/A is shown where the base number of responses is less than 10 during the period. % is calculated as Quantity/Base number*100

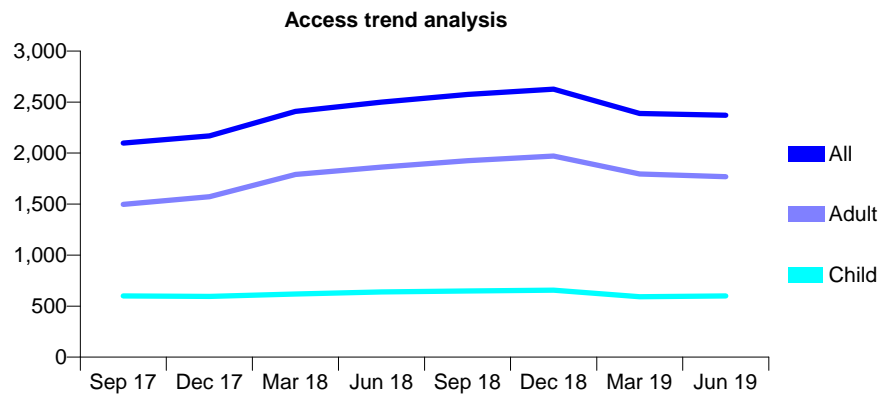
Q69 - Vital Signs At a Glance Contract Report for 746762/0001 - June 2019

Name or company name	MR S BHATIA
Contract type name	GDS Contract
Purpose of contract	General
Contract start date	01/04/2006
Contract end date	

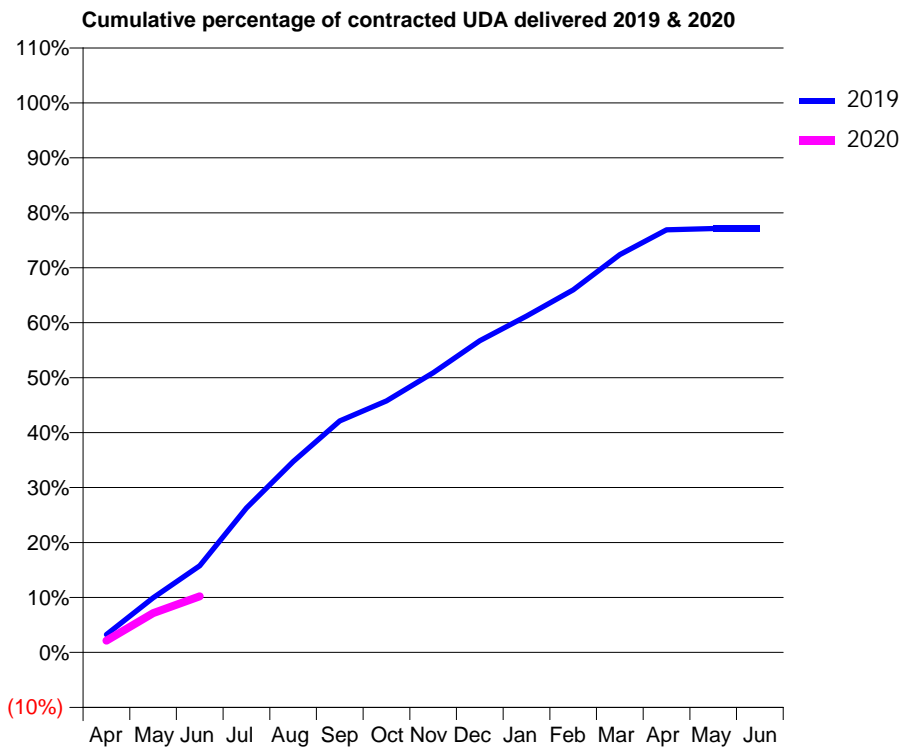
19/20 Contracted general activity (UDA)	7,056
Carry forward general activity (UDA)	0
19/20 Contracted orthodontic activity (UOA)	0
Carry forward orthodontic activity (UOA)	0
Baseline contract value	£181,225.30

ACCESS*

Patients seen in 24 months	Total	Change since previous quarter
Quarter ending June 2018	2,500	
Quarter ending September 2018	2,574	↑
Quarter ending December 2018	2,627	↑
Quarter ending March 2019	2,388	↓
Quarter ending June 2019	2,370	→
Variance since June 2018	(5.2%)	↓



ACTIVITY



Month	2019	2020
April	228	152
May	702	504
June	1,115	721
July	1,856	
August	2,451	
September	2,971	
October	3,228	
November	3,591	
December	4,002	
January	4,317	
February	4,654	
March	5,107	
April	5,426	
May	5,443	
June	5,443	

QUALITY

	Quantity	Base Number	Contract	AT	Region	England
% of FP17s for the same patient ID Re-attending within 3 months - Children	6	173	3.5%	10.7%	10.6%	11.4%
% of FP17s for the same patient ID Re-attending within 3 months - Adults	39	469	8.3%	14.5%	15.2%	15.4%
% of FP17s for the same patient ID Re-attending between 3 & 9 months - Children	84	173	48.6%	59.2%	62.3%	59.8%
% of FP17s for the same patient ID Re-attending between 3 & 9 months - Adults	255	469	54.4%	49.9%	53.3%	52.1%
% of FP17s for Band 1 Urgent Courses	14	416	3.4%	10.1%	9.7%	9.2%
% of FP17s Relating to Free Repair or Replacements	0	416	0.0%	0.6%	0.6%	0.7%
% of FP17s Relating to Continuations	0	416	0.0%	0.5%	0.8%	0.8%
% of Patients satisfied with the dentistry they have received	1	1	N/A	92.6%	93.4%	93.4%
% of Patients satisfied with the time they had to wait for an appointment	1	1	N/A	85.1%	86.8%	87.6%

* This is based on patients treated on this contract for their most recent course of treatment. Figures in italics indicate the base number of FP17s or Patient Questionnaire responses are less than 100. N/A is shown where the base number of responses is less than 10 during the period. % is calculated as Quantity/Base number*100

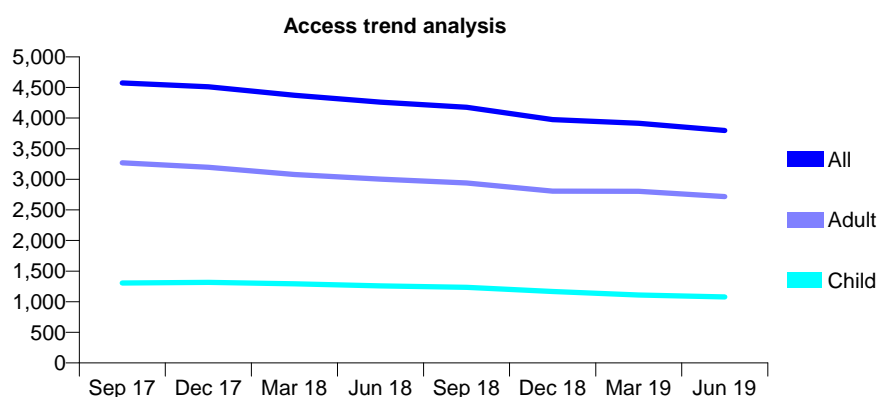
Q69 - Vital Signs At a Glance Contract Report for 746762/0002 - June 2019

Name or company name	MR S BHATIA
Contract type name	GDS Contract
Purpose of contract	General
Contract start date	01/04/2006
Contract end date	

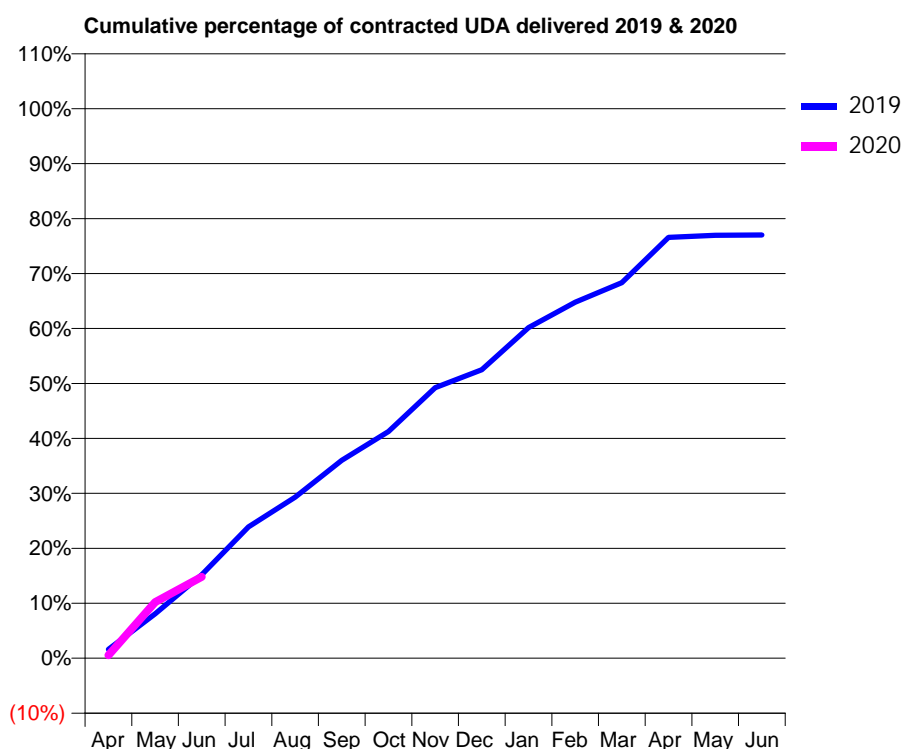
19/20 Contracted general activity (UDA)	8,311
Carry forward general activity (UDA)	0
19/20 Contracted orthodontic activity (UOA)	0
Carry forward orthodontic activity (UOA)	0
Baseline contract value	£221,611.84

ACCESS*

Patients seen in 24 months	Total	Change since previous quarter
Quarter ending June 2018	4,261	
Quarter ending September 2018	4,177	↓
Quarter ending December 2018	3,974	↓
Quarter ending March 2019	3,914	↓
Quarter ending June 2019	3,797	↓
Variance since June 2018	(10.9%)	↓



ACTIVITY



Month	Adjusted Scheduled Activity (UDA)	
	2019	2020
April	135	46
May	673	848
June	1,261	1,230
July	1,985	
August	2,435	
September	2,993	
October	3,430	
November	4,092	
December	4,362	
January	4,998	
February	5,384	
March	5,681	
April	6,365	
May	6,397	
June	6,399	

QUALITY

	Quantity	Base Number	Contract	AT	Region	England
% of FP17s for the same patient ID Re-attending within 3 months - Children	20	373	5.4%	10.7%	10.6%	11.4%
% of FP17s for the same patient ID Re-attending within 3 months - Adults	66	746	8.8%	14.5%	15.2%	15.4%
% of FP17s for the same patient ID Re-attending between 3 & 9 months - Children	168	373	45.0%	59.2%	62.3%	59.8%
% of FP17s for the same patient ID Re-attending between 3 & 9 months - Adults	267	746	35.8%	49.9%	53.3%	52.1%
% of FP17s for Band 1 Urgent Courses	37	687	5.4%	10.1%	9.7%	9.2%
% of FP17s Relating to Free Repair or Replacements	6	687	0.9%	0.6%	0.6%	0.7%
% of FP17s Relating to Continuations	0	687	0.0%	0.5%	0.8%	0.8%
% of Patients satisfied with the dentistry they have received	4	4	N/A	92.6%	93.4%	93.4%
% of Patients satisfied with the time they had to wait for an appointment	4	4	N/A	85.1%	86.8%	87.6%

* This is based on patients treated on this contract for their most recent course of treatment.

Figures in italics indicate the base number of FP17s or Patient Questionnaire responses are less than 100. N/A is shown where the base number of responses is less than 10 during the period. % is calculated as Quantity/Base number*100

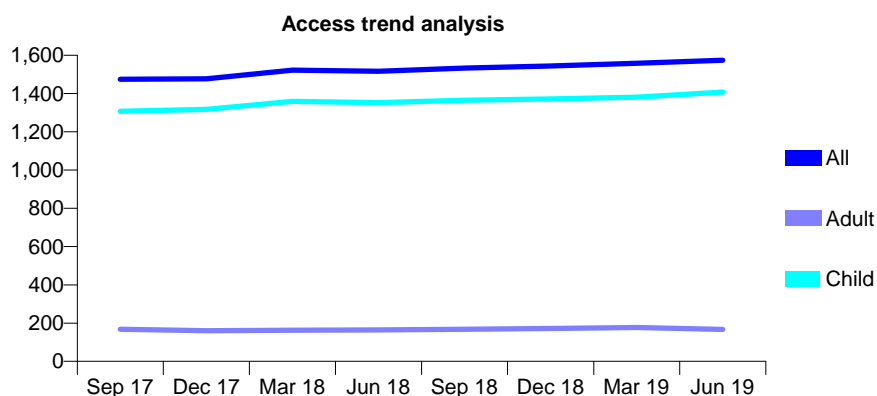
Q69 - Vital Signs At a Glance Contract Report for 749664/0001 - June 2019

Name or company name	MISS BB KANAS
Contract type name	GDS Contract
Purpose of contract	General
Contract start date	01/04/2006
Contract end date	

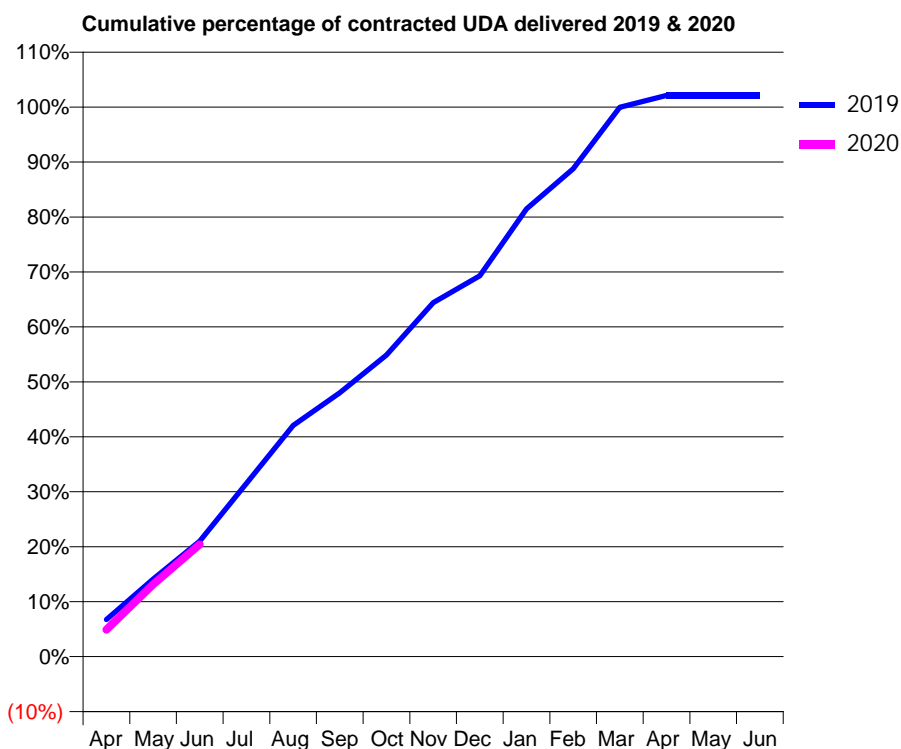
19/20 Contracted general activity (UDA)	2,650
Carry forward general activity (UDA)	0
19/20 Contracted orthodontic activity (UOA)	0
Carry forward orthodontic activity (UOA)	0
Baseline contract value	£64,854.65

ACCESS*

Patients seen in 24 months	Total	Change since previous quarter
Quarter ending June 2018	1,516	
Quarter ending September 2018	1,533	→
Quarter ending December 2018	1,544	→
Quarter ending March 2019	1,558	→
Quarter ending June 2019	1,574	→
Variance since June 2018	3.8%	↑



ACTIVITY



Month	Adjusted Scheduled Activity (UDA)	
	2019	2020
April	179	130
May	374	348
June	556	542
July	835	
August	1,115	
September	1,272	
October	1,455	
November	1,707	
December	1,836	
January	2,159	
February	2,352	
March	2,649	
April	2,706	
May	2,706	
June	2,706	

QUALITY

	Quantity	Base Number	Contract	AT	Region	England
% of FP17s for the same patient ID Re-attending within 3 months - Children	33	443	7.4%	10.7%	10.6%	11.4%
% of FP17s for the same patient ID Re-attending within 3 months - Adults	1	19	5.3%	14.5%	15.2%	15.4%
% of FP17s for the same patient ID Re-attending between 3 & 9 months - Children	250	443	56.4%	59.2%	62.3%	59.8%
% of FP17s for the same patient ID Re-attending between 3 & 9 months - Adults	12	19	63.2%	49.9%	53.3%	52.1%
% of FP17s for Band 1 Urgent Courses	20	412	4.9%	10.1%	9.7%	9.2%
% of FP17s Relating to Free Repair or Replacements	0	412	0.0%	0.6%	0.6%	0.7%
% of FP17s Relating to Continuations	0	412	0.0%	0.5%	0.8%	0.8%
% of Patients satisfied with the dentistry they have received	1	1	N/A	92.6%	93.4%	93.4%
% of Patients satisfied with the time they had to wait for an appointment	1	1	N/A	85.1%	86.8%	87.6%

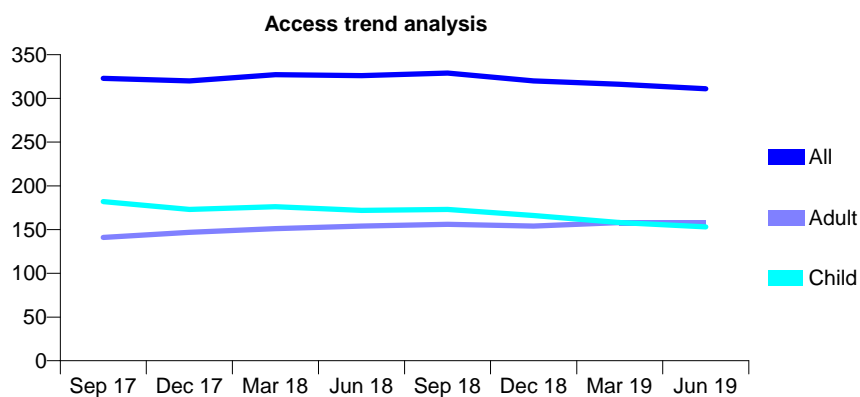
* This is based on patients treated on this contract for their most recent course of treatment. Figures in italics indicate the base number of FP17s or Patient Questionnaire responses are less than 100. N/A is shown where the base number of responses is less than 10 during the period. % is calculated as Quantity/Base number*100

Q69 - Vital Signs At a Glance Contract Report for 754730/0001 - June 2019

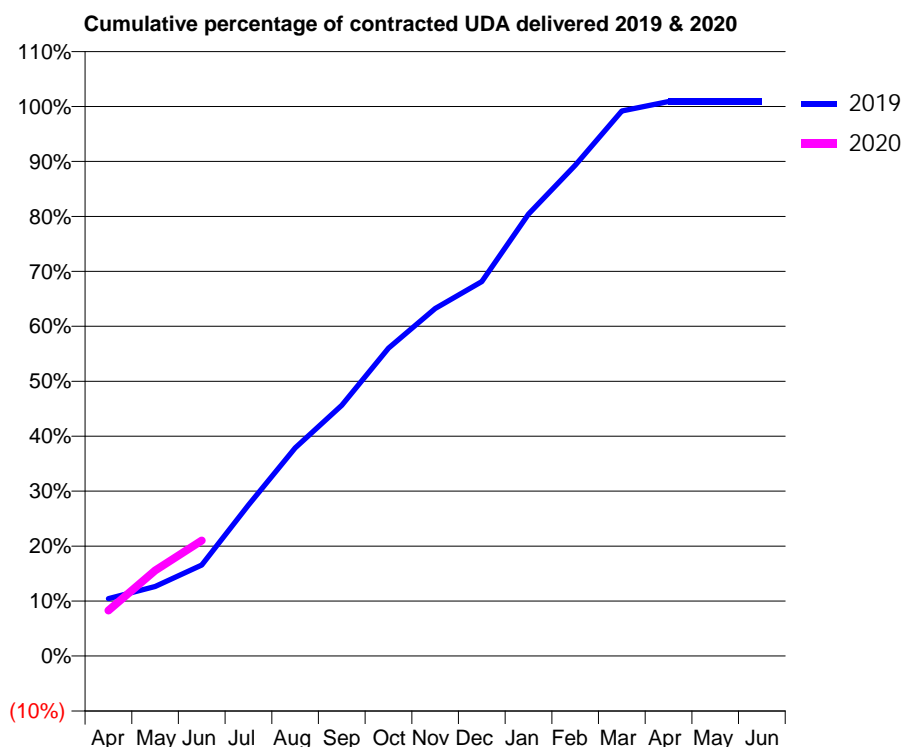
Name or company name	David Schofield, Mark Hamburger and Rebr	19/20 Contracted general activity (UDA)	645
Contract type name	GDS Contract	Carry forward general activity (UDA)	0
Purpose of contract	General	19/20 Contracted orthodontic activity (UOA)	0
Contract start date	01/04/2006	Carry forward orthodontic activity (UOA)	0
Contract end date		Baseline contract value	£14,953.50

ACCESS*

Patients seen in 24 months	Total	Change since previous quarter
Quarter ending June 2018	326	
Quarter ending September 2018	329	→
Quarter ending December 2018	320	↓
Quarter ending March 2019	316	↓
Quarter ending June 2019	311	↓
Variance since June 2018	(4.6%)	↓



ACTIVITY



Month	Adjusted Scheduled Activity (UDA)	
	2019	2020
April	67	53
May	82	100
June	107	135
July	177	
August	244	
September	294	
October	361	
November	408	
December	439	
January	519	
February	576	
March	640	
April	651	
May	651	
June	651	

QUALITY

	Quantity	Base Number	Contract	AT	Region	England
% of FP17s for the same patient ID Re-attending within 3 months - Children	5	70	7.1%	10.7%	10.6%	11.4%
% of FP17s for the same patient ID Re-attending within 3 months - Adults	7	40	17.5%	14.5%	15.2%	15.4%
% of FP17s for the same patient ID Re-attending between 3 & 9 months - Children	53	70	75.7%	59.2%	62.3%	59.8%
% of FP17s for the same patient ID Re-attending between 3 & 9 months - Adults	18	40	45.0%	49.9%	53.3%	52.1%
% of FP17s for Band 1 Urgent Courses	2	103	1.9%	10.1%	9.7%	9.2%
% of FP17s Relating to Free Repair or Replacements	0	103	0.0%	0.6%	0.6%	0.7%
% of FP17s Relating to Continuations	0	103	0.0%	0.5%	0.8%	0.8%
% of Patients satisfied with the dentistry they have received	0	0	N/A	92.6%	93.4%	93.4%
% of Patients satisfied with the time they had to wait for an appointment	0	0	N/A	85.1%	86.8%	87.6%

* This is based on patients treated on this contract for their most recent course of treatment. Figures in italics indicate the base number of FP17s or Patient Questionnaire responses are less than 100. N/A is shown where the base number of responses is less than 10 during the period. % is calculated as Quantity/Base number*100

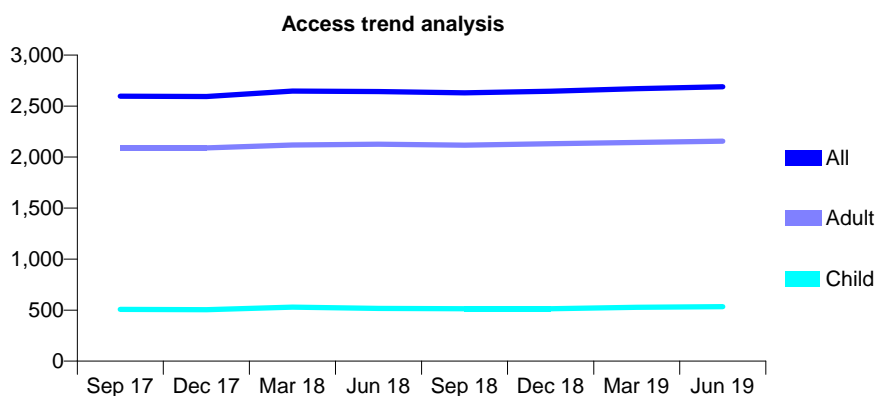
Q69 - Vital Signs At a Glance Contract Report for 762717/0001 - June 2019

Name or company name	MR R PATEL
Contract type name	GDS Contract
Purpose of contract	General
Contract start date	01/04/2007
Contract end date	

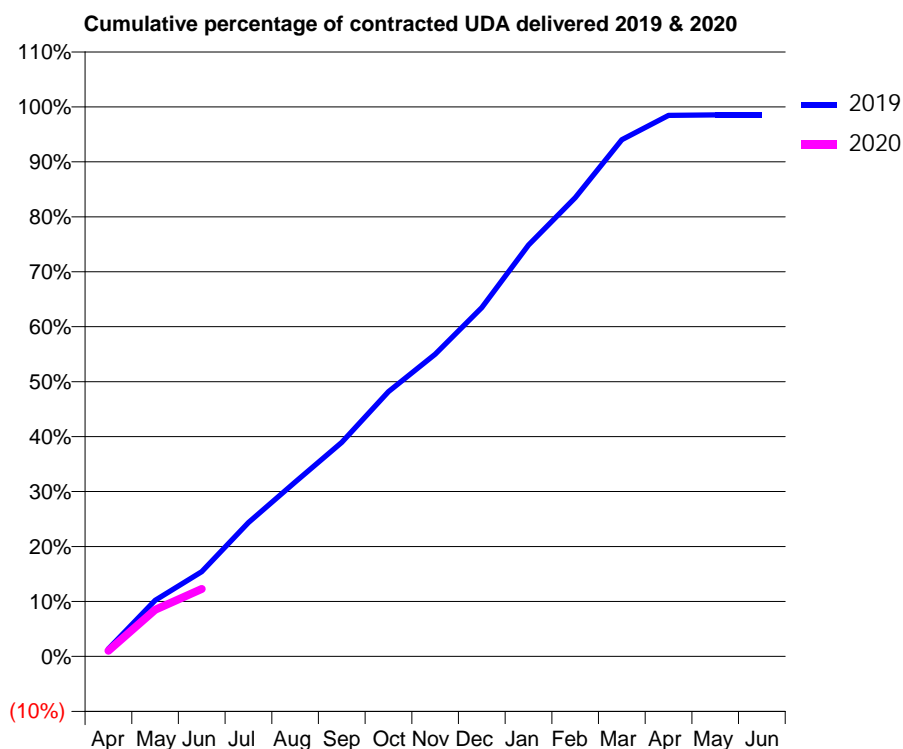
19/20 Contracted general activity (UDA)	7,599
Carry forward general activity (UDA)	0
19/20 Contracted orthodontic activity (UOA)	0
Carry forward orthodontic activity (UOA)	0
Baseline contract value	£171,348.16

ACCESS*

Patients seen in 24 months	Total	Change since previous quarter
Quarter ending June 2018	2,643	
Quarter ending September 2018	2,630	→
Quarter ending December 2018	2,645	→
Quarter ending March 2019	2,671	→
Quarter ending June 2019	2,690	→
Variance since June 2018	1.8%	→



ACTIVITY



Month	2019	2020
April	107	79
May	775	646
June	1,171	933
July	1,850	
August	2,410	
September	2,961	
October	3,661	
November	4,179	
December	4,823	
January	5,687	
February	6,344	
March	7,144	
April	7,481	
May	7,488	
June	7,488	

QUALITY

	Quantity	Base Number	Contract	AT	Region	England
% of FP17s for the same patient ID Re-attending within 3 months - Children	7	136	5.1%	10.7%	10.6%	11.4%
% of FP17s for the same patient ID Re-attending within 3 months - Adults	76	675	11.3%	14.5%	15.2%	15.4%
% of FP17s for the same patient ID Re-attending between 3 & 9 months - Children	84	136	61.8%	59.2%	62.3%	59.8%
% of FP17s for the same patient ID Re-attending between 3 & 9 months - Adults	429	675	63.6%	49.9%	53.3%	52.1%
% of FP17s for Band 1 Urgent Courses	53	637	8.3%	10.1%	9.7%	9.2%
% of FP17s Relating to Free Repair or Replacements	17	637	2.7%	0.6%	0.6%	0.7%
% of FP17s Relating to Continuations	2	637	0.3%	0.5%	0.8%	0.8%
% of Patients satisfied with the dentistry they have received	2	3	N/A	92.6%	93.4%	93.4%
% of Patients satisfied with the time they had to wait for an appointment	2	3	N/A	85.1%	86.8%	87.6%

* This is based on patients treated on this contract for their most recent course of treatment. Figures in italics indicate the base number of FP17s or Patient Questionnaire responses are less than 100. N/A is shown where the base number of responses is less than 10 during the period. % is calculated as Quantity/Base number*100

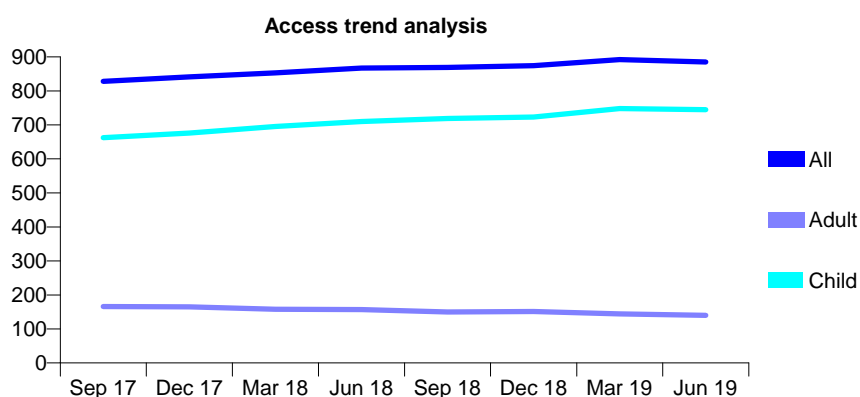
Q69 - Vital Signs At a Glance Contract Report for 766461/0002 - June 2019

Name or company name	MR J MURUGUPPILLAI
Contract type name	GDS Contract
Purpose of contract	General
Contract start date	30/07/2008
Contract end date	

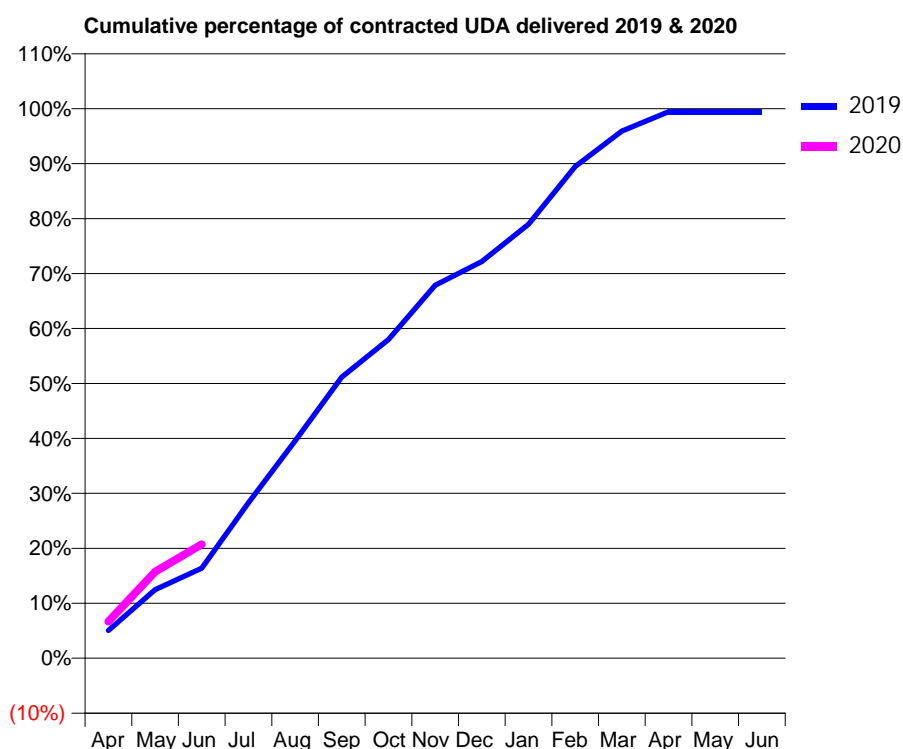
19/20 Contracted general activity (UDA)	1,226
Carry forward general activity (UDA)	0
19/20 Contracted orthodontic activity (UOA)	0
Carry forward orthodontic activity (UOA)	0
Baseline contract value	£27,293.64

ACCESS*

Patients seen in 24 months	Total	Change since previous quarter
Quarter ending June 2018	867	
Quarter ending September 2018	869	→
Quarter ending December 2018	874	→
Quarter ending March 2019	892	↑
Quarter ending June 2019	885	→
Variance since June 2018	2.1%	↑



ACTIVITY



Month	2019	2020
April	62	82
May	153	193
June	201	254
July	347	
August	485	
September	627	
October	711	
November	832	
December	885	
January	968	
February	1,097	
March	1,176	
April	1,219	
May	1,219	
June	1,219	

QUALITY

	Quantity	Base Number	Contract	AT	Region	England
% of FP17s for the same patient ID Re-attending within 3 months - Children	4	234	1.7%	10.7%	10.6%	11.4%
% of FP17s for the same patient ID Re-attending within 3 months - Adults	1	17	5.9%	14.5%	15.2%	15.4%
% of FP17s for the same patient ID Re-attending between 3 & 9 months - Children	118	234	50.4%	59.2%	62.3%	59.8%
% of FP17s for the same patient ID Re-attending between 3 & 9 months - Adults	7	17	41.2%	49.9%	53.3%	52.1%
% of FP17s for Band 1 Urgent Courses	0	220	0.0%	10.1%	9.7%	9.2%
% of FP17s Relating to Free Repair or Replacements	0	220	0.0%	0.6%	0.6%	0.7%
% of FP17s Relating to Continuations	0	220	0.0%	0.5%	0.8%	0.8%
% of Patients satisfied with the dentistry they have received	0	0	N/A	92.6%	93.4%	93.4%
% of Patients satisfied with the time they had to wait for an appointment	0	0	N/A	85.1%	86.8%	87.6%

* This is based on patients treated on this contract for their most recent course of treatment.

Figures in italics indicate the base number of FP17s or Patient Questionnaire responses are less than 100. N/A is shown where the base number of responses is less than 10 during the period. % is calculated as Quantity/Base number*100

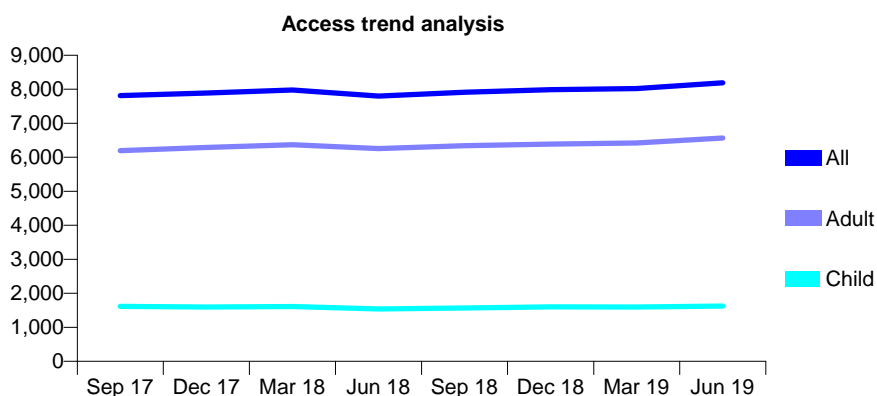
Q69 - Vital Signs At a Glance Contract Report for 767670/0001 - June 2019

Name or company name	MRS K DOULGERIDOU-KOSTOPOULOU
Contract type name	GDS Contract
Purpose of contract	General
Contract start date	01/04/2006
Contract end date	

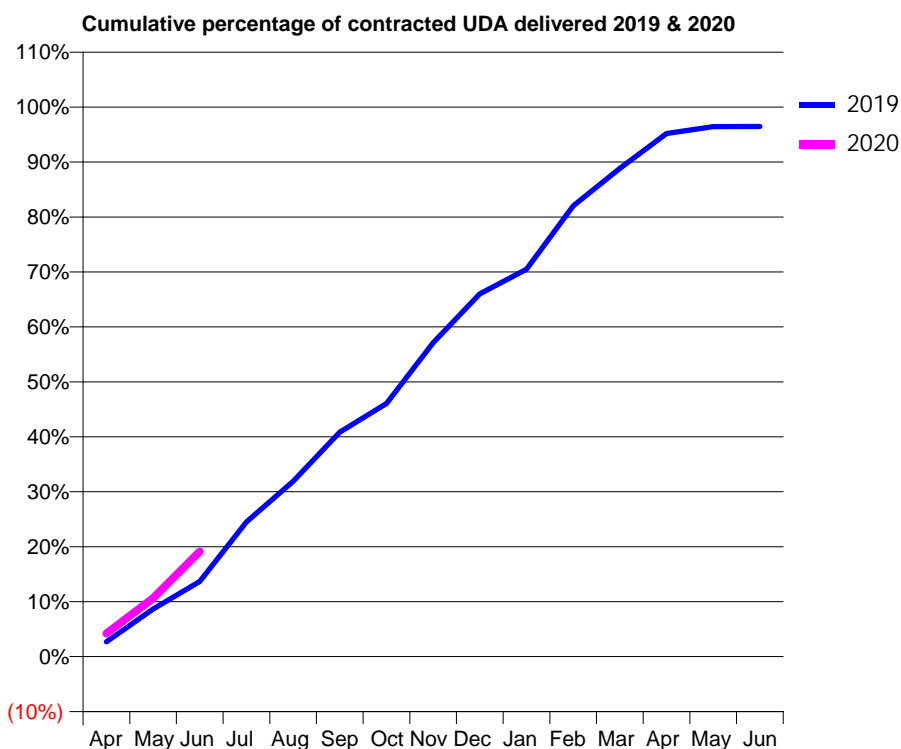
19/20 Contracted general activity (UDA)	24,000
Carry forward general activity (UDA)	0
19/20 Contracted orthodontic activity (UOA)	0
Carry forward orthodontic activity (UOA)	0
Baseline contract value	£537,322.53

ACCESS*

Patients seen in 24 months	Total	Change since previous quarter
Quarter ending June 2018	7,798	
Quarter ending September 2018	7,911	→
Quarter ending December 2018	7,992	→
Quarter ending March 2019	8,021	→
Quarter ending June 2019	8,190	↑
Variance since June 2018	5.0%	↑



ACTIVITY



Month	Adjusted Scheduled Activity (UDA)	
	2019	2020
April	648	1,012
May	2,082	2,554
June	3,281	4,590
July	5,888	
August	7,658	
September	9,804	
October	11,054	
November	13,709	
December	15,841	
January	16,914	
February	19,687	
March	21,316	
April	22,846	
May	23,142	
June	23,155	

QUALITY

	Quantity	Base Number	Contract	AT	Region	England
% of FP17s for the same patient ID Re-attending within 3 months - Children	48	682	7.0%	10.7%	10.6%	11.4%
% of FP17s for the same patient ID Re-attending within 3 months - Adults	273	2,443	11.2%	14.5%	15.2%	15.4%
% of FP17s for the same patient ID Re-attending between 3 & 9 months - Children	357	682	52.3%	59.2%	62.3%	59.8%
% of FP17s for the same patient ID Re-attending between 3 & 9 months - Adults	1,238	2,443	50.7%	49.9%	53.3%	52.1%
% of FP17s for Band 1 Urgent Courses	151	2,262	6.7%	10.1%	9.7%	9.2%
% of FP17s Relating to Free Repair or Replacements	17	2,262	0.8%	0.6%	0.6%	0.7%
% of FP17s Relating to Continuations	15	2,262	0.7%	0.5%	0.8%	0.8%
% of Patients satisfied with the dentistry they have received	4	5	N/A	92.6%	93.4%	93.4%
% of Patients satisfied with the time they had to wait for an appointment	4	5	N/A	85.1%	86.8%	87.6%

* This is based on patients treated on this contract for their most recent course of treatment. Figures in italics indicate the base number of FP17s or Patient Questionnaire responses are less than 100. N/A is shown where the base number of responses is less than 10 during the period. % is calculated as Quantity/Base number*100

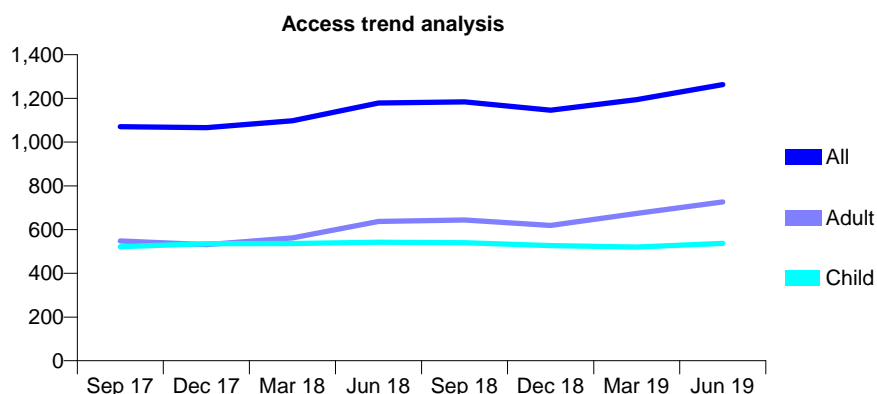
Q69 - Vital Signs At a Glance Contract Report for 768405/0001 - June 2019

Name or company name	MR H SANDHU
Contract type name	GDS Contract
Purpose of contract	General
Contract start date	01/04/2006
Contract end date	

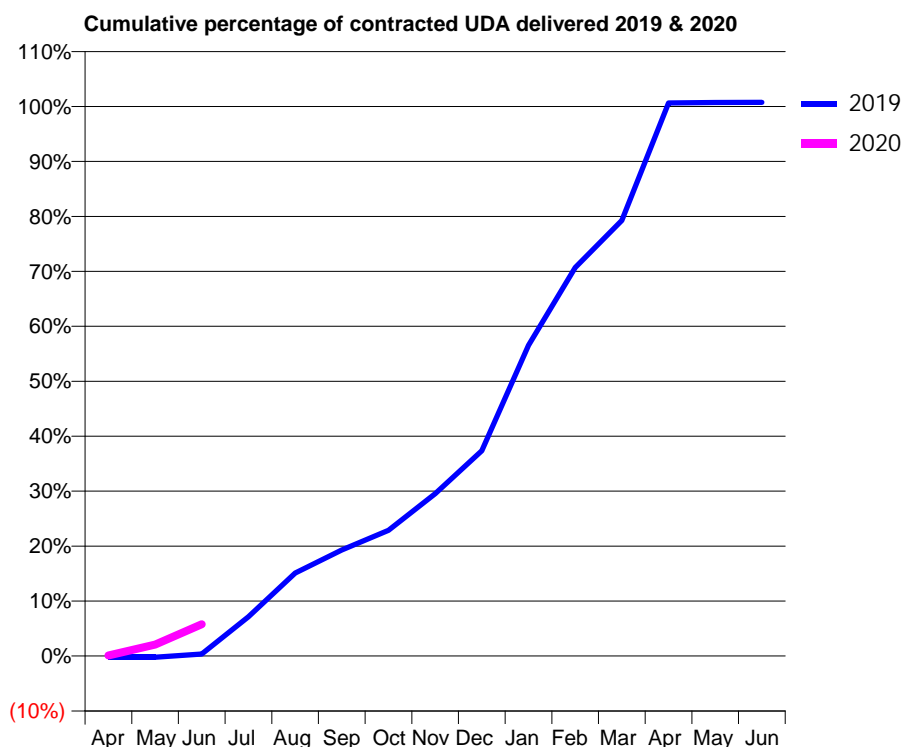
19/20 Contracted general activity (UDA)	3,000
Carry forward general activity (UDA)	0
19/20 Contracted orthodontic activity (UOA)	0
Carry forward orthodontic activity (UOA)	0
Baseline contract value	£65,904.10

ACCESS*

Patients seen in 24 months	Total	Change since previous quarter
Quarter ending June 2018	1,179	
Quarter ending September 2018	1,184	→
Quarter ending December 2018	1,146	↓
Quarter ending March 2019	1,194	↑
Quarter ending June 2019	1,263	↑
Variance since June 2018	7.1%	↑



ACTIVITY



Month	Adjusted Scheduled Activity (UDA)	
	2019	2020
April	-7	3
May	-7	62
June	11	174
July	215	
August	453	
September	579	
October	686	
November	886	
December	1,121	
January	1,697	
February	2,121	
March	2,378	
April	3,019	
May	3,022	
June	3,023	

QUALITY

	Quantity	Base Number	Contract	AT	Region	England
% of FP17s for the same patient ID Re-attending within 3 months - Children	12	154	7.8%	10.7%	10.6%	11.4%
% of FP17s for the same patient ID Re-attending within 3 months - Adults	20	162	12.3%	14.5%	15.2%	15.4%
% of FP17s for the same patient ID Re-attending between 3 & 9 months - Children	64	154	41.6%	59.2%	62.3%	59.8%
% of FP17s for the same patient ID Re-attending between 3 & 9 months - Adults	21	162	13.0%	49.9%	53.3%	52.1%
% of FP17s for Band 1 Urgent Courses	8	104	7.7%	10.1%	9.7%	9.2%
% of FP17s Relating to Free Repair or Replacements	1	104	1.0%	0.6%	0.6%	0.7%
% of FP17s Relating to Continuations	1	104	1.0%	0.5%	0.8%	0.8%
% of Patients satisfied with the dentistry they have received	0	0	N/A	92.6%	93.4%	93.4%
% of Patients satisfied with the time they had to wait for an appointment	0	0	N/A	85.1%	86.8%	87.6%

* This is based on patients treated on this contract for their most recent course of treatment. Figures in italics indicate the base number of FP17s or Patient Questionnaire responses are less than 100. N/A is shown where the base number of responses is less than 10 during the period. % is calculated as Quantity/Base number*100

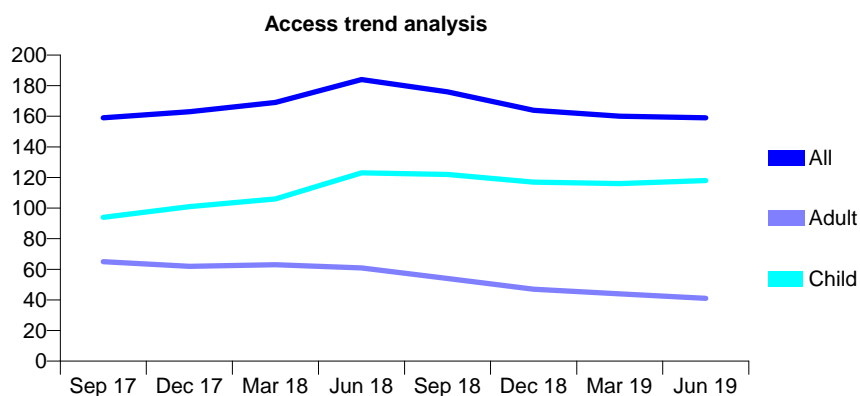
Q69 - Vital Signs At a Glance Contract Report for 768618/0001 - June 2019

Name or company name	MR PS NAGI
Contract type name	GDS Contract
Purpose of contract	General
Contract start date	05/02/2008
Contract end date	

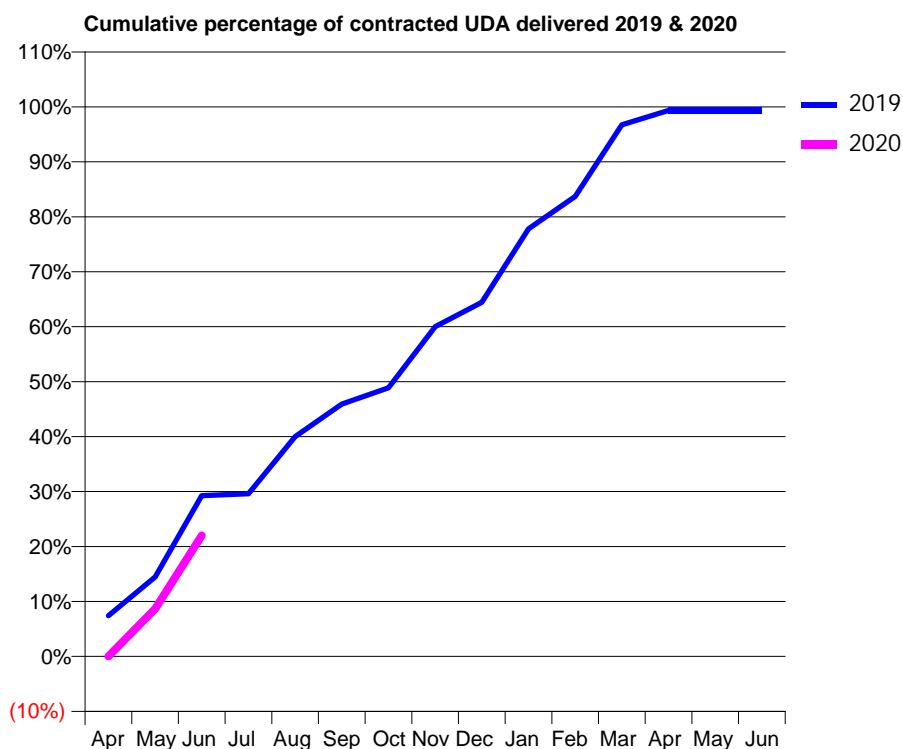
19/20 Contracted general activity (UDA)	270
Carry forward general activity (UDA)	0
19/20 Contracted orthodontic activity (UOA)	0
Carry forward orthodontic activity (UOA)	0
Baseline contract value	£6,609.03

ACCESS*

Patients seen in 24 months	Total	Change since previous quarter
Quarter ending June 2018	184	
Quarter ending September 2018	176	↓
Quarter ending December 2018	164	↓
Quarter ending March 2019	160	↓
Quarter ending June 2019	159	→
Variance since June 2018	(13.6%)	↓



ACTIVITY



Month	Adjusted Scheduled Activity (UDA)	
	2019	2020
April	20	0
May	39	23
June	79	59
July	80	
August	108	
September	124	
October	132	
November	162	
December	174	
January	210	
February	226	
March	261	
April	268	
May	268	
June	268	

QUALITY

	Quantity	Base Number	Contract	AT	Region	England
% of FP17s for the same patient ID Re-attending within 3 months - Children	4	35	11.4%	10.7%	10.6%	11.4%
% of FP17s for the same patient ID Re-attending within 3 months - Adults	0	9	0.0%	14.5%	15.2%	15.4%
% of FP17s for the same patient ID Re-attending between 3 & 9 months - Children	14	35	40.0%	59.2%	62.3%	59.8%
% of FP17s for the same patient ID Re-attending between 3 & 9 months - Adults	5	9	55.6%	49.9%	53.3%	52.1%
% of FP17s for Band 1 Urgent Courses	2	39	5.1%	10.1%	9.7%	9.2%
% of FP17s Relating to Free Repair or Replacements	1	39	2.6%	0.6%	0.6%	0.7%
% of FP17s Relating to Continuations	0	39	0.0%	0.5%	0.8%	0.8%
% of Patients satisfied with the dentistry they have received	0	0	N/A	92.6%	93.4%	93.4%
% of Patients satisfied with the time they had to wait for an appointment	0	0	N/A	85.1%	86.8%	87.6%

* This is based on patients treated on this contract for their most recent course of treatment. Figures in italics indicate the base number of FP17s or Patient Questionnaire responses are less than 100. N/A is shown where the base number of responses is less than 10 during the period. % is calculated as Quantity/Base number*100

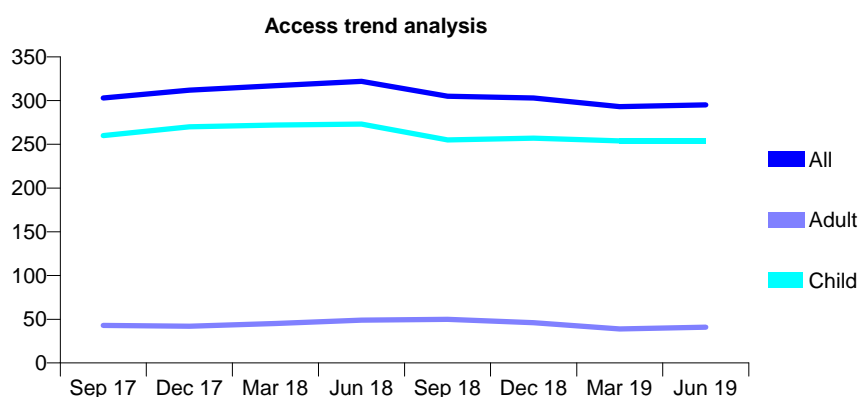
Q69 - Vital Signs At a Glance Contract Report for 772909/0001 - June 2019

Name or company name	MR JS JUGDEV
Contract type name	GDS Contract
Purpose of contract	General
Contract start date	01/02/2008
Contract end date	

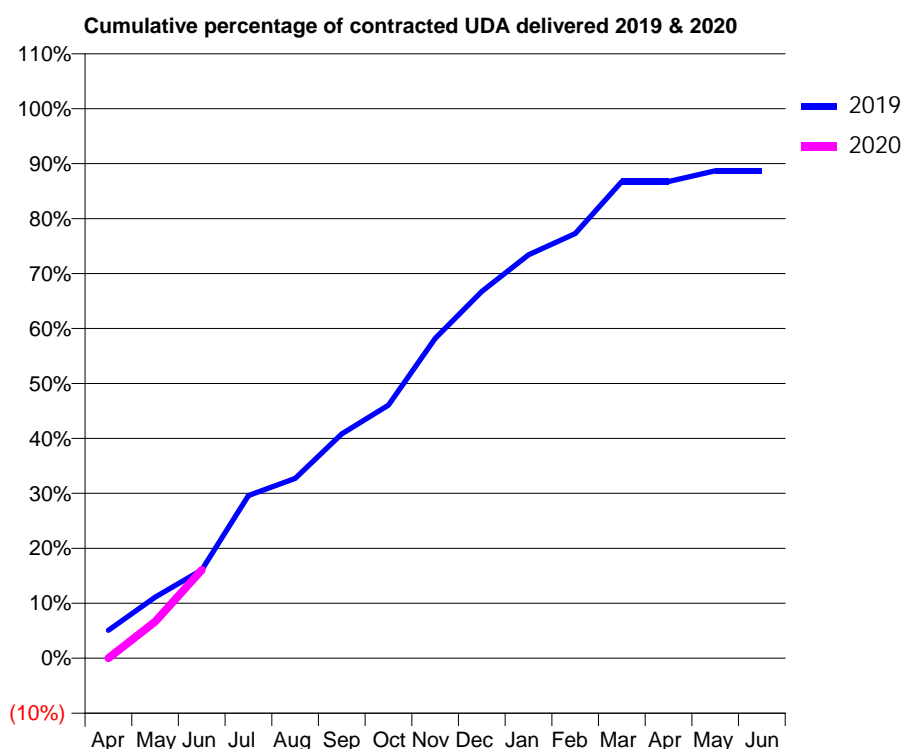
19/20 Contracted general activity (UDA)	649
Carry forward general activity (UDA)	0
19/20 Contracted orthodontic activity (UOA)	0
Carry forward orthodontic activity (UOA)	0
Baseline contract value	£15,680.20

ACCESS*

Patients seen in 24 months	Total	Change since previous quarter
Quarter ending June 2018	322	
Quarter ending September 2018	305	↓
Quarter ending December 2018	303	→
Quarter ending March 2019	293	↓
Quarter ending June 2019	295	→
Variance since June 2018	(8.4%)	↓



ACTIVITY



Month	2019	2020
April	33	0
May	72	43
June	104	104
July	192	
August	212	
September	265	
October	299	
November	378	
December	433	
January	476	
February	502	
March	563	
April	563	
May	576	
June	576	

QUALITY

	Quantity	Base Number	Contract	AT	Region	England
% of FP17s for the same patient ID Re-attending within 3 months - Children	5	89	5.6%	10.7%	10.6%	11.4%
% of FP17s for the same patient ID Re-attending within 3 months - Adults	0	7	0.0%	14.5%	15.2%	15.4%
% of FP17s for the same patient ID Re-attending between 3 & 9 months - Children	64	89	71.9%	59.2%	62.3%	59.8%
% of FP17s for the same patient ID Re-attending between 3 & 9 months - Adults	5	7	71.4%	49.9%	53.3%	52.1%
% of FP17s for Band 1 Urgent Courses	2	84	2.4%	10.1%	9.7%	9.2%
% of FP17s Relating to Free Repair or Replacements	0	84	0.0%	0.6%	0.6%	0.7%
% of FP17s Relating to Continuations	0	84	0.0%	0.5%	0.8%	0.8%
% of Patients satisfied with the dentistry they have received	0	0	N/A	92.6%	93.4%	93.4%
% of Patients satisfied with the time they had to wait for an appointment	0	0	N/A	85.1%	86.8%	87.6%

* This is based on patients treated on this contract for their most recent course of treatment.

Figures in italics indicate the base number of FP17s or Patient Questionnaire responses are less than 100. N/A is shown where the base number of responses is less than 10 during the period. % is calculated as Quantity/Base number*100

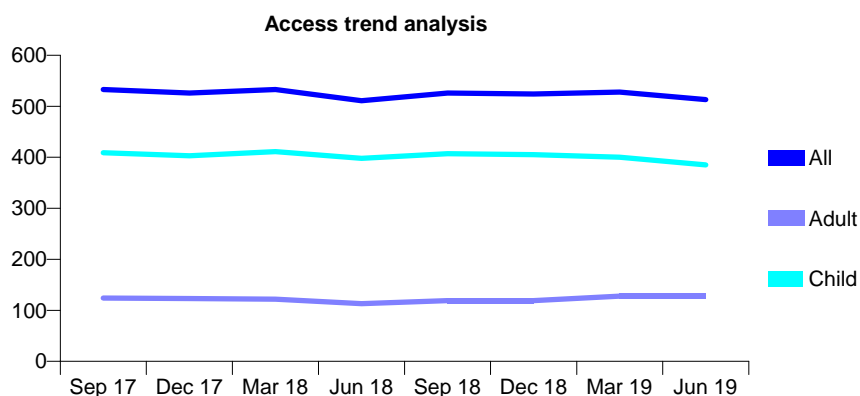
Q69 - Vital Signs At a Glance Contract Report for 783463/0001 - June 2019

Name or company name	MR SP DAHLMAN
Contract type name	GDS Contract
Purpose of contract	General
Contract start date	01/04/2006
Contract end date	

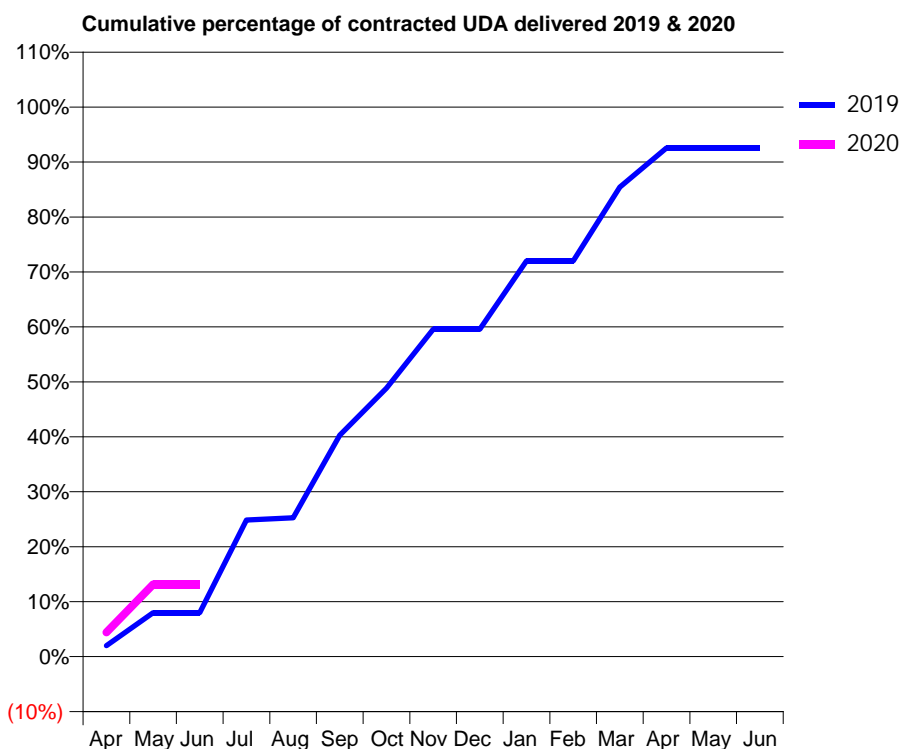
19/20 Contracted general activity (UDA)	700
Carry forward general activity (UDA)	0
19/20 Contracted orthodontic activity (UOA)	0
Carry forward orthodontic activity (UOA)	0
Baseline contract value	£17,131.59

ACCESS*

Patients seen in 24 months	Total	Change since previous quarter
Quarter ending June 2018	511	
Quarter ending September 2018	526	↑
Quarter ending December 2018	524	→
Quarter ending March 2019	528	→
Quarter ending June 2019	513	↓
Variance since June 2018	0.4%	→



ACTIVITY



Month	Adjusted Scheduled Activity (UDA)	
	2019	2020
April	14	31
May	56	92
June	56	92
July	174	
August	177	
September	282	
October	342	
November	417	
December	417	
January	504	
February	504	
March	598	
April	648	
May	648	
June	648	

QUALITY

	Quantity	Base Number	Contract	AT	Region	England
% of FP17s for the same patient ID Re-attending within 3 months - Children	1	85	1.2%	10.7%	10.6%	11.4%
% of FP17s for the same patient ID Re-attending within 3 months - Adults	3	15	20.0%	14.5%	15.2%	15.4%
% of FP17s for the same patient ID Re-attending between 3 & 9 months - Children	45	85	52.9%	59.2%	62.3%	59.8%
% of FP17s for the same patient ID Re-attending between 3 & 9 months - Adults	5	15	33.3%	49.9%	53.3%	52.1%
% of FP17s for Band 1 Urgent Courses	0	63	0.0%	10.1%	9.7%	9.2%
% of FP17s Relating to Free Repair or Replacements	0	63	0.0%	0.6%	0.6%	0.7%
% of FP17s Relating to Continuations	2	63	3.2%	0.5%	0.8%	0.8%
% of Patients satisfied with the dentistry they have received	0	0	N/A	92.6%	93.4%	93.4%
% of Patients satisfied with the time they had to wait for an appointment	0	0	N/A	85.1%	86.8%	87.6%

* This is based on patients treated on this contract for their most recent course of treatment. Figures in italics indicate the base number of FP17s or Patient Questionnaire responses are less than 100. N/A is shown where the base number of responses is less than 10 during the period. % is calculated as Quantity/Base number*100

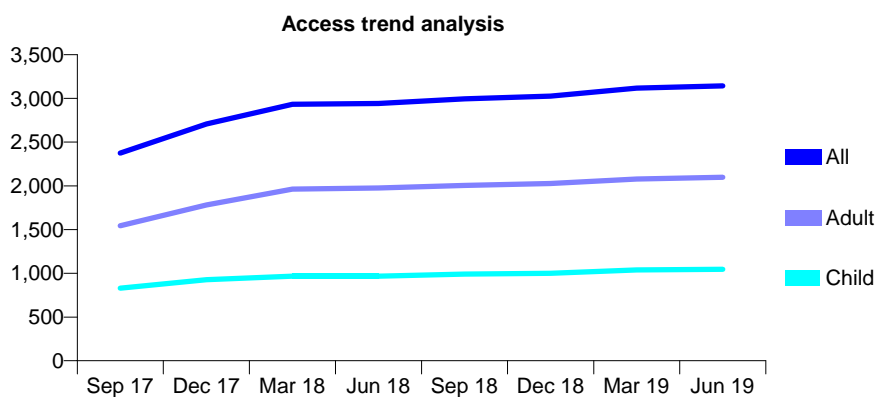
Q69 - Vital Signs At a Glance Contract Report for 788236/0001 - June 2019

Name or company name	MR N SHAH
Contract type name	GDS Contract
Purpose of contract	General
Contract start date	01/11/2015
Contract end date	

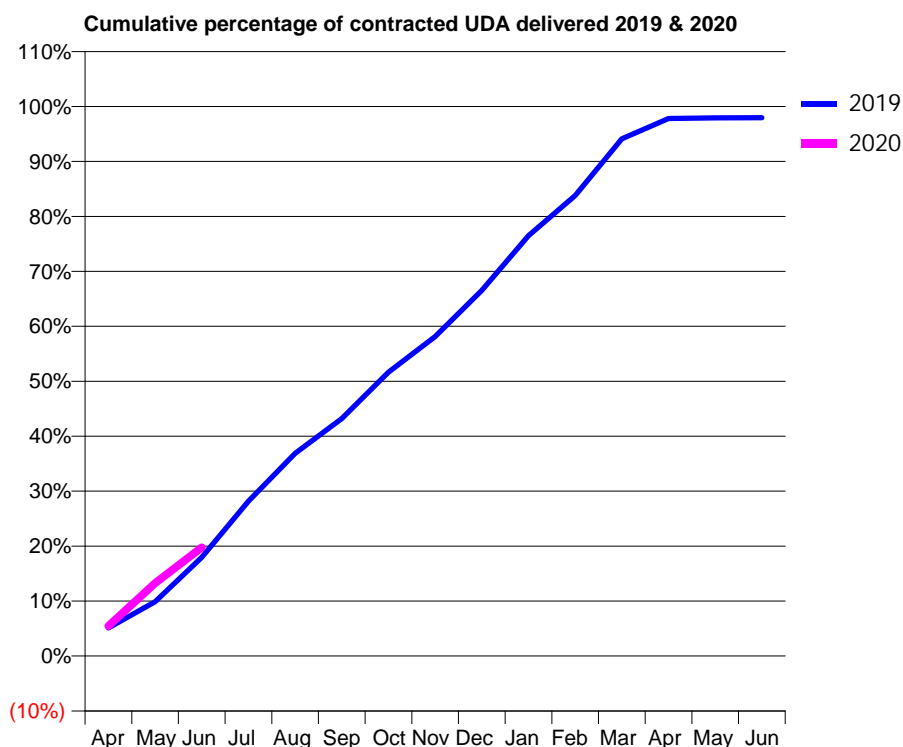
19/20 Contracted general activity (UDA)	6,219
Carry forward general activity (UDA)	0
19/20 Contracted orthodontic activity (UOA)	0
Carry forward orthodontic activity (UOA)	0
Baseline contract value	£140,086.45

ACCESS*

Patients seen in 24 months	Total	Change since previous quarter
Quarter ending June 2018	2,943	
Quarter ending September 2018	2,994	→
Quarter ending December 2018	3,026	→
Quarter ending March 2019	3,118	↑
Quarter ending June 2019	3,143	→
Variance since June 2018	6.8%	↑



ACTIVITY



Month	Adjusted Scheduled Activity (UDA)	
	2019	2020
April	334	340
May	646	825
June	1,173	1,229
July	1,841	
August	2,408	
September	2,821	
October	3,374	
November	3,796	
December	4,345	
January	4,994	
February	5,472	
March	6,144	
April	6,387	
May	6,395	
June	6,396	

QUALITY

	Quantity	Base Number	Contract	AT	Region	England
% of FP17s for the same patient ID Re-attending within 3 months - Children	28	336	8.3%	10.7%	10.6%	11.4%
% of FP17s for the same patient ID Re-attending within 3 months - Adults	52	476	10.9%	14.5%	15.2%	15.4%
% of FP17s for the same patient ID Re-attending between 3 & 9 months - Children	164	336	48.8%	59.2%	62.3%	59.8%
% of FP17s for the same patient ID Re-attending between 3 & 9 months - Adults	170	476	35.7%	49.9%	53.3%	52.1%
% of FP17s for Band 1 Urgent Courses	53	676	7.8%	10.1%	9.7%	9.2%
% of FP17s Relating to Free Repair or Replacements	1	676	0.1%	0.6%	0.6%	0.7%
% of FP17s Relating to Continuations	2	676	0.3%	0.5%	0.8%	0.8%
% of Patients satisfied with the dentistry they have received	0	0	N/A	92.6%	93.4%	93.4%
% of Patients satisfied with the time they had to wait for an appointment	0	0	N/A	85.1%	86.8%	87.6%

* This is based on patients treated on this contract for their most recent course of treatment. Figures in italics indicate the base number of FP17s or Patient Questionnaire responses are less than 100. N/A is shown where the base number of responses is less than 10 during the period. % is calculated as Quantity/Base number*100

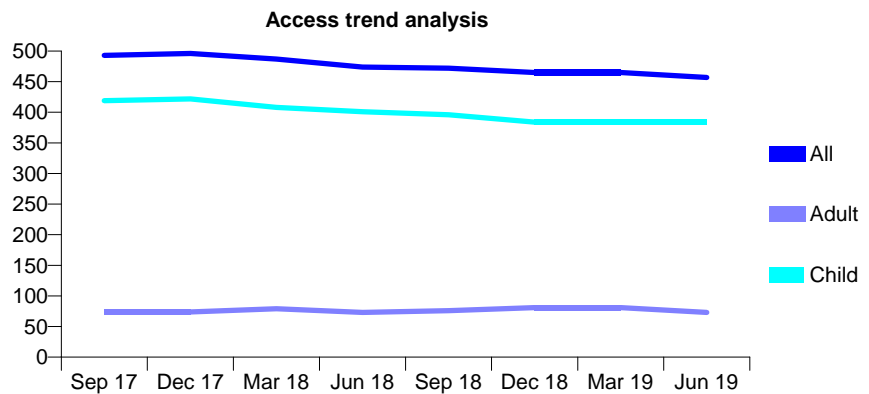
Q69 - Vital Signs At a Glance Contract Report for 789224/0001 - June 2019

Name or company name	MR SM MUGHAL
Contract type name	GDS Contract
Purpose of contract	General
Contract start date	01/01/2015
Contract end date	

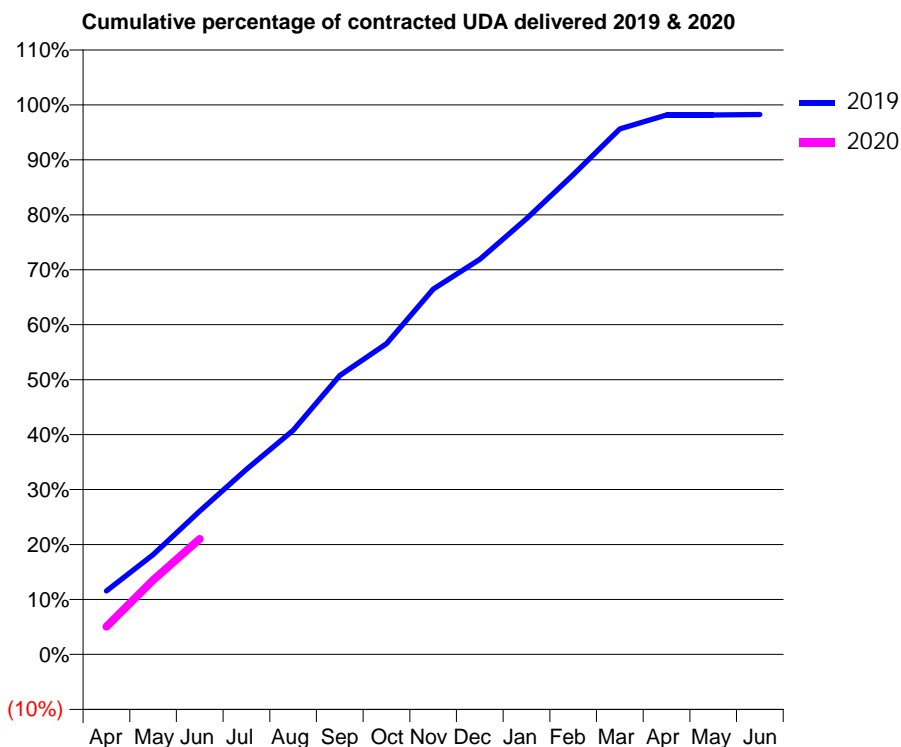
19/20 Contracted general activity (UDA)	986
Carry forward general activity (UDA)	0
19/20 Contracted orthodontic activity (UOA)	0
Carry forward orthodontic activity (UOA)	0
Baseline contract value	£22,106.26

ACCESS*

Patients seen in 24 months	Total	Change since previous quarter
Quarter ending June 2018	474	
Quarter ending September 2018	472	→
Quarter ending December 2018	465	↓
Quarter ending March 2019	465	→
Quarter ending June 2019	457	↓
Variance since June 2018	(3.6%)	↓



ACTIVITY



Month	2019	2020
April	114	50
May	179	133
June	257	207
July	332	
August	402	
September	500	
October	557	
November	656	
December	709	
January	782	
February	861	
March	943	
April	968	
May	968	
June	969	

QUALITY

	Quantity	Base Number	Contract	AT	Region	England
% of FP17s for the same patient ID Re-attending within 3 months - Children	10	149	6.7%	10.7%	10.6%	11.4%
% of FP17s for the same patient ID Re-attending within 3 months - Adults	1	14	7.1%	14.5%	15.2%	15.4%
% of FP17s for the same patient ID Re-attending between 3 & 9 months - Children	98	149	65.8%	59.2%	62.3%	59.8%
% of FP17s for the same patient ID Re-attending between 3 & 9 months - Adults	9	14	64.3%	49.9%	53.3%	52.1%
% of FP17s for Band 1 Urgent Courses	2	150	1.3%	10.1%	9.7%	9.2%
% of FP17s Relating to Free Repair or Replacements	0	150	0.0%	0.6%	0.6%	0.7%
% of FP17s Relating to Continuations	0	150	0.0%	0.5%	0.8%	0.8%
% of Patients satisfied with the dentistry they have received	0	0	N/A	92.6%	93.4%	93.4%
% of Patients satisfied with the time they had to wait for an appointment	0	0	N/A	85.1%	86.8%	87.6%

* This is based on patients treated on this contract for their most recent course of treatment. Figures in italics indicate the base number of FP17s or Patient Questionnaire responses are less than 100. N/A is shown where the base number of responses is less than 10 during the period. % is calculated as Quantity/Base number*100

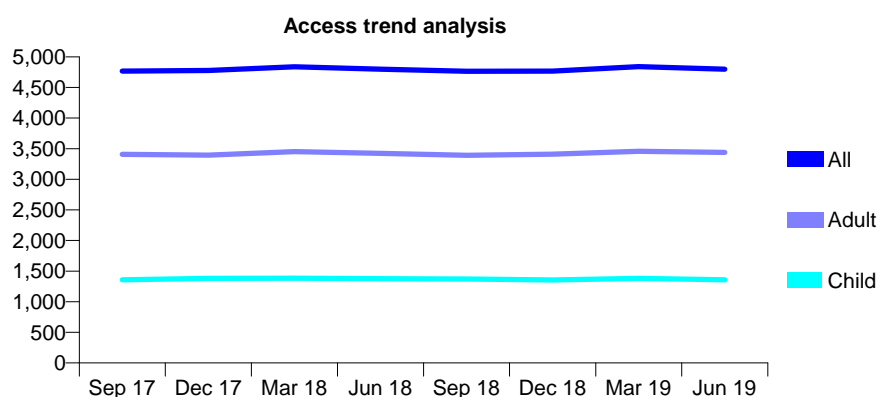
Q69 - Vital Signs At a Glance Contract Report for 789429/0001 - June 2019

Name or company name	Oak End Dental Clinic Partnership
Contract type name	GDS Contract
Purpose of contract	General
Contract start date	01/06/2009
Contract end date	

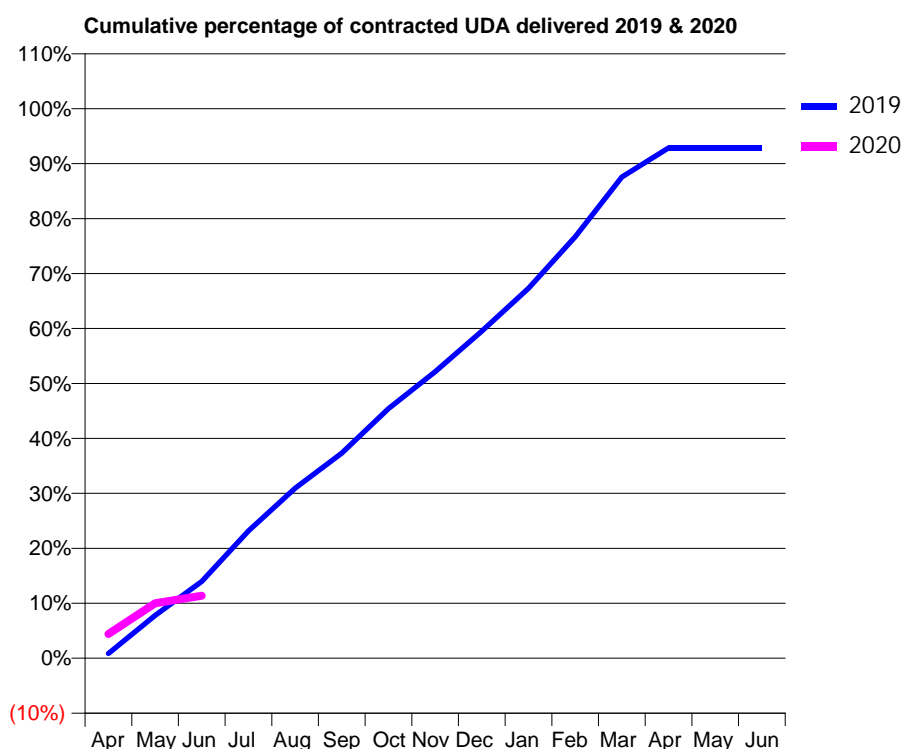
19/20 Contracted general activity (UDA)	14,000
Carry forward general activity (UDA)	0
19/20 Contracted orthodontic activity (UOA)	0
Carry forward orthodontic activity (UOA)	0
Baseline contract value	£358,942.63

ACCESS*

Patients seen in 24 months	Total	Change since previous quarter
Quarter ending June 2018	4,798	
Quarter ending September 2018	4,766	→
Quarter ending December 2018	4,768	→
Quarter ending March 2019	4,840	→
Quarter ending June 2019	4,798	→
Variance since June 2018	0.0%	→



ACTIVITY



Month	2019	2020
April	121	620
May	1,093	1,400
June	1,956	1,590
July	3,242	
August	4,332	
September	5,225	
October	6,359	
November	7,299	
December	8,332	
January	9,426	
February	10,738	
March	12,255	
April	12,999	
May	12,999	
June	12,999	

QUALITY

	Quantity	Base Number	Contract	AT	Region	England
% of FP17s for the same patient ID Re-attending within 3 months - Children	20	324	6.2%	10.7%	10.6%	11.4%
% of FP17s for the same patient ID Re-attending within 3 months - Adults	114	676	16.9%	14.5%	15.2%	15.4%
% of FP17s for the same patient ID Re-attending between 3 & 9 months - Children	162	324	50.0%	59.2%	62.3%	59.8%
% of FP17s for the same patient ID Re-attending between 3 & 9 months - Adults	307	676	45.4%	49.9%	53.3%	52.1%
% of FP17s for Band 1 Urgent Courses	107	769	13.9%	10.1%	9.7%	9.2%
% of FP17s Relating to Free Repair or Replacements	7	769	0.9%	0.6%	0.6%	0.7%
% of FP17s Relating to Continuations	12	769	1.6%	0.5%	0.8%	0.8%
% of Patients satisfied with the dentistry they have received	2	3	N/A	92.6%	93.4%	93.4%
% of Patients satisfied with the time they had to wait for an appointment	3	3	N/A	85.1%	86.8%	87.6%

* This is based on patients treated on this contract for their most recent course of treatment.

Figures in italics indicate the base number of FP17s or Patient Questionnaire responses are less than 100. N/A is shown where the base number of responses is less than 10 during the period. % is calculated as Quantity/Base number*100

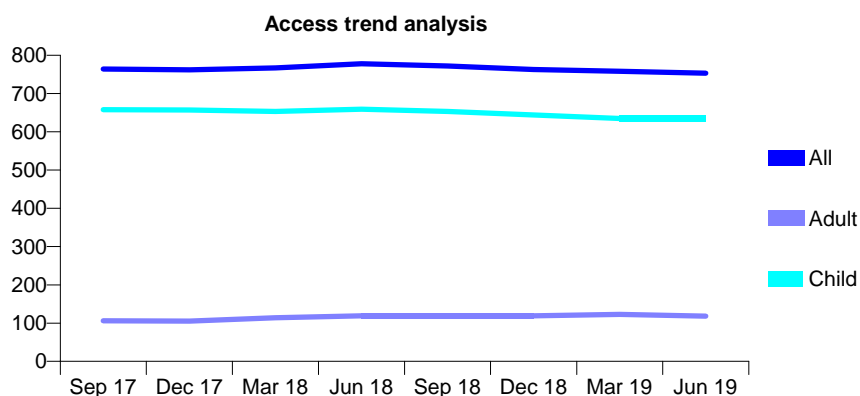
Q69 - Vital Signs At a Glance Contract Report for 810282/0001 - June 2019

Name or company name	MR CJ MORRELL
Contract type name	GDS Contract
Purpose of contract	General
Contract start date	01/04/2006
Contract end date	

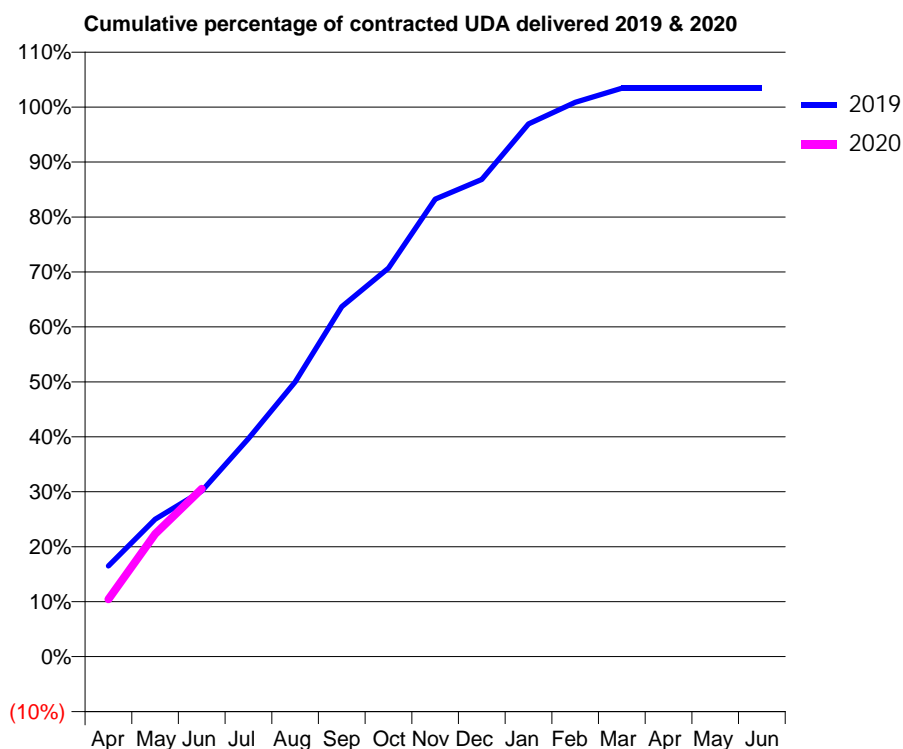
19/20 Contracted general activity (UDA)	1,100
Carry forward general activity (UDA)	0
19/20 Contracted orthodontic activity (UOA)	0
Carry forward orthodontic activity (UOA)	0
Baseline contract value	£22,038.25

ACCESS*

Patients seen in 24 months	Total	Change since previous quarter
Quarter ending June 2018	778	
Quarter ending September 2018	772	→
Quarter ending December 2018	763	↓
Quarter ending March 2019	758	→
Quarter ending June 2019	753	→
Variance since June 2018	(3.2%)	↓



ACTIVITY



Month	Adjusted Scheduled Activity (UDA)	
	2019	2020
April	182	115
May	275	246
June	331	336
July	437	
August	550	
September	700	
October	778	
November	916	
December	955	
January	1,066	
February	1,109	
March	1,138	
April	1,138	
May	1,138	
June	1,138	

QUALITY

	Quantity	Base Number	Contract	AT	Region	England
% of FP17s for the same patient ID Re-attending within 3 months - Children	11	250	4.4%	10.7%	10.6%	11.4%
% of FP17s for the same patient ID Re-attending within 3 months - Adults	0	18	0.0%	14.5%	15.2%	15.4%
% of FP17s for the same patient ID Re-attending between 3 & 9 months - Children	129	250	51.6%	59.2%	62.3%	59.8%
% of FP17s for the same patient ID Re-attending between 3 & 9 months - Adults	10	18	55.6%	49.9%	53.3%	52.1%
% of FP17s for Band 1 Urgent Courses	5	263	1.9%	10.1%	9.7%	9.2%
% of FP17s Relating to Free Repair or Replacements	0	263	0.0%	0.6%	0.6%	0.7%
% of FP17s Relating to Continuations	0	263	0.0%	0.5%	0.8%	0.8%
% of Patients satisfied with the dentistry they have received	0	0	N/A	92.6%	93.4%	93.4%
% of Patients satisfied with the time they had to wait for an appointment	0	0	N/A	85.1%	86.8%	87.6%

* This is based on patients treated on this contract for their most recent course of treatment. Figures in italics indicate the base number of FP17s or Patient Questionnaire responses are less than 100. N/A is shown where the base number of responses is less than 10 during the period. % is calculated as Quantity/Base number*100

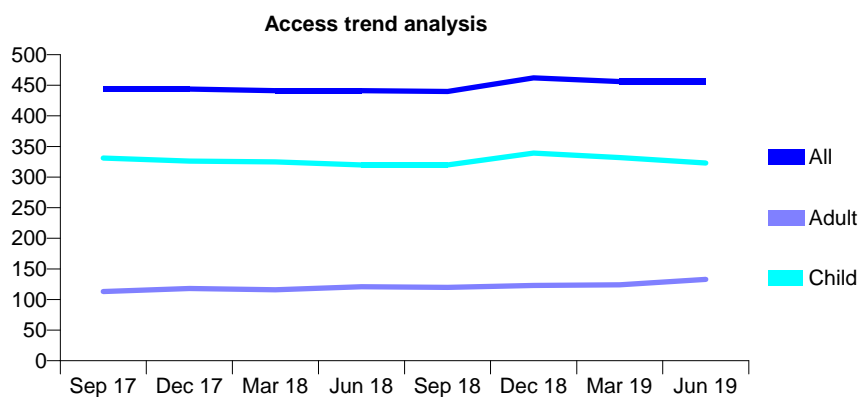
Q69 - Vital Signs At a Glance Contract Report for 811769/0001 - June 2019

Name or company name	MR PP BRODIE
Contract type name	GDS Contract
Purpose of contract	General
Contract start date	01/04/2006
Contract end date	

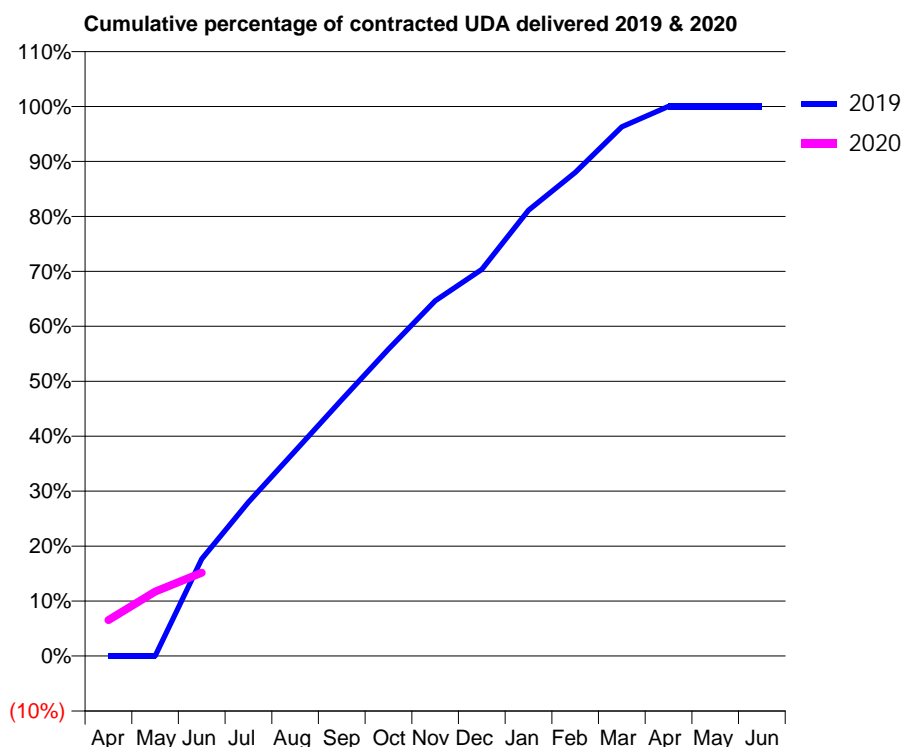
19/20 Contracted general activity (UDA)	1,000
Carry forward general activity (UDA)	0
19/20 Contracted orthodontic activity (UOA)	0
Carry forward orthodontic activity (UOA)	0
Baseline contract value	£24,474.22

ACCESS*

Patients seen in 24 months	Total	Change since previous quarter
Quarter ending June 2018	441	
Quarter ending September 2018	440	→
Quarter ending December 2018	462	↑
Quarter ending March 2019	456	↓
Quarter ending June 2019	456	→
Variance since June 2018	3.4%	↑



ACTIVITY



Month	Adjusted Scheduled Activity (UDA)	
	2019	2020
April	0	65
May	0	117
June	177	152
July	280	
August	373	
September	466	
October	558	
November	646	
December	703	
January	811	
February	880	
March	963	
April	1,000	
May	1,000	
June	1,000	

QUALITY

	Quantity	Base Number	Contract	AT	Region	England
% of FP17s for the same patient ID Re-attending within 3 months - Children	8	129	6.2%	10.7%	10.6%	11.4%
% of FP17s for the same patient ID Re-attending within 3 months - Adults	3	34	8.8%	14.5%	15.2%	15.4%
% of FP17s for the same patient ID Re-attending between 3 & 9 months - Children	85	129	65.9%	59.2%	62.3%	59.8%
% of FP17s for the same patient ID Re-attending between 3 & 9 months - Adults	23	34	67.6%	49.9%	53.3%	52.1%
% of FP17s for Band 1 Urgent Courses	8	128	6.3%	10.1%	9.7%	9.2%
% of FP17s Relating to Free Repair or Replacements	0	128	0.0%	0.6%	0.6%	0.7%
% of FP17s Relating to Continuations	0	128	0.0%	0.5%	0.8%	0.8%
% of Patients satisfied with the dentistry they have received	0	0	N/A	92.6%	93.4%	93.4%
% of Patients satisfied with the time they had to wait for an appointment	0	0	N/A	85.1%	86.8%	87.6%

* This is based on patients treated on this contract for their most recent course of treatment. Figures in italics indicate the base number of FP17s or Patient Questionnaire responses are less than 100. N/A is shown where the base number of responses is less than 10 during the period. % is calculated as Quantity/Base number*100

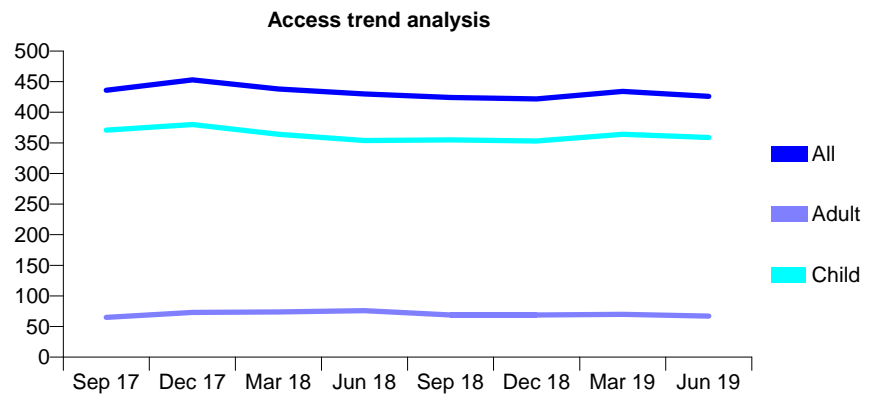
Q69 - Vital Signs At a Glance Contract Report for 815039/0001 - June 2019

Name or company name	MR PC BRASH
Contract type name	GDS Contract
Purpose of contract	General
Contract start date	01/04/2006
Contract end date	

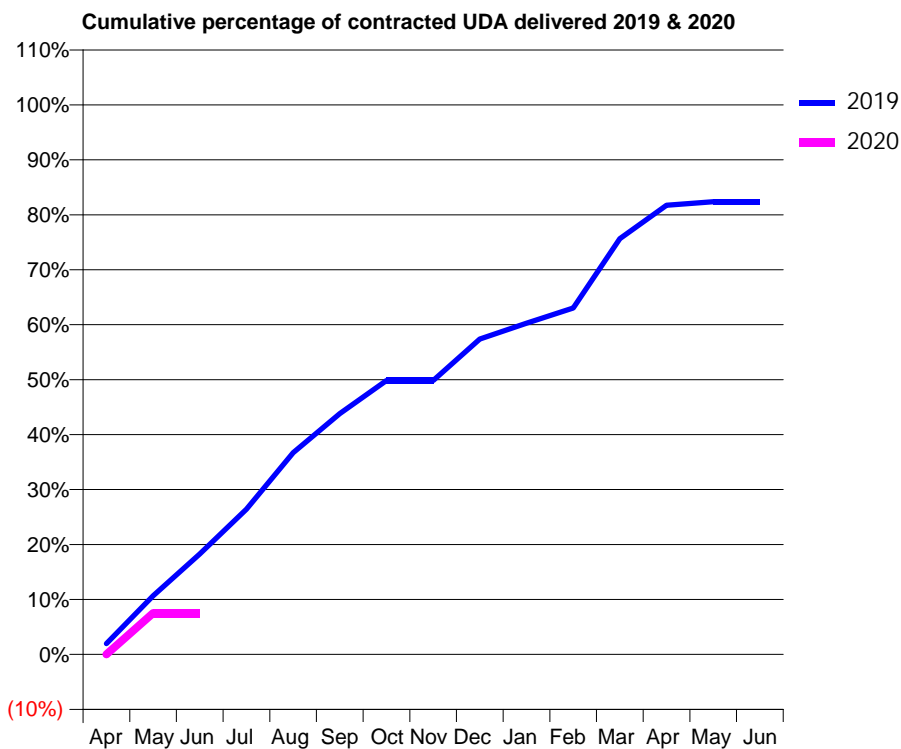
19/20 Contracted general activity (UDA)	760
Carry forward general activity (UDA)	0
19/20 Contracted orthodontic activity (UOA)	0
Carry forward orthodontic activity (UOA)	0
Baseline contract value	£20,726.62

ACCESS*

Patients seen in 24 months	Total	Change since previous quarter
Quarter ending June 2018	430	
Quarter ending September 2018	424	↓
Quarter ending December 2018	422	→
Quarter ending March 2019	434	↑
Quarter ending June 2019	426	↓
Variance since June 2018	(0.9%)	→



ACTIVITY



Month	2019	2020
April	15	0
May	81	57
June	139	57
July	201	
August	279	
September	333	
October	379	
November	379	
December	436	
January	458	
February	479	
March	575	
April	621	
May	626	
June	626	

QUALITY

	Quantity	Base Number	Contract	AT	Region	England
% of FP17s for the same patient ID Re-attending within 3 months - Children	3	117	2.6%	10.7%	10.6%	11.4%
% of FP17s for the same patient ID Re-attending within 3 months - Adults	0	8	0.0%	14.5%	15.2%	15.4%
% of FP17s for the same patient ID Re-attending between 3 & 9 months - Children	53	117	45.3%	59.2%	62.3%	59.8%
% of FP17s for the same patient ID Re-attending between 3 & 9 months - Adults	1	8	12.5%	49.9%	53.3%	52.1%
% of FP17s for Band 1 Urgent Courses	1	43	2.3%	10.1%	9.7%	9.2%
% of FP17s Relating to Free Repair or Replacements	0	43	0.0%	0.6%	0.6%	0.7%
% of FP17s Relating to Continuations	0	43	0.0%	0.5%	0.8%	0.8%
% of Patients satisfied with the dentistry they have received	0	0	N/A	92.6%	93.4%	93.4%
% of Patients satisfied with the time they had to wait for an appointment	0	0	N/A	85.1%	86.8%	87.6%

* This is based on patients treated on this contract for their most recent course of treatment. Figures in italics indicate the base number of FP17s or Patient Questionnaire responses are less than 100. N/A is shown where the base number of responses is less than 10 during the period. % is calculated as Quantity/Base number*100

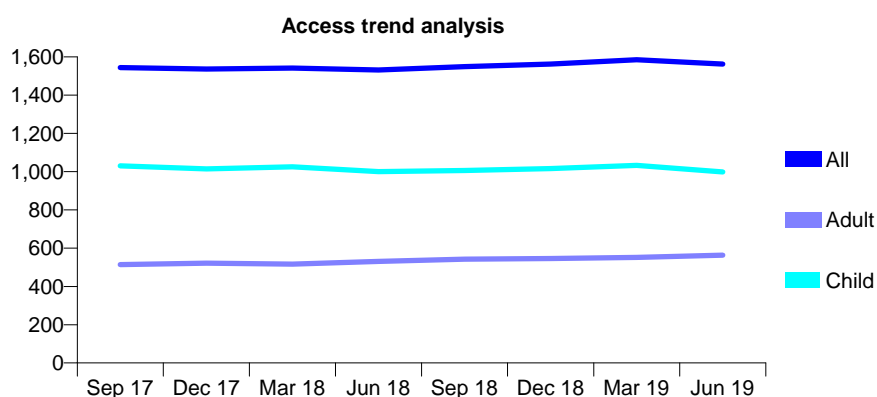
Q69 - Vital Signs At a Glance Contract Report for 820334/0001 - June 2019

Name or company name	Anil Baboolal and Verjinder Tooray
Contract type name	GDS Contract
Purpose of contract	General
Contract start date	01/04/2006
Contract end date	

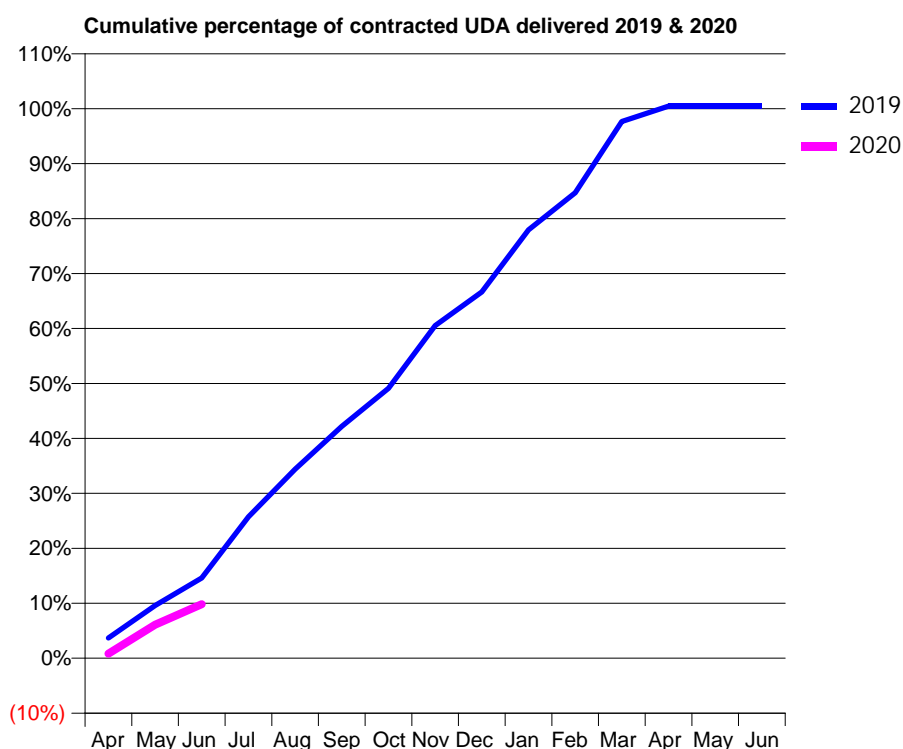
19/20 Contracted general activity (UDA)	3,755
Carry forward general activity (UDA)	0
19/20 Contracted orthodontic activity (UOA)	0
Carry forward orthodontic activity (UOA)	0
Baseline contract value	£91,706.11

ACCESS*

Patients seen in 24 months	Total	Change since previous quarter
Quarter ending June 2018	1,531	
Quarter ending September 2018	1,549	→
Quarter ending December 2018	1,562	→
Quarter ending March 2019	1,585	→
Quarter ending June 2019	1,563	↓
Variance since June 2018	2.1%	↑



ACTIVITY



Month	2019	2020
April	139	31
May	361	230
June	548	370
July	966	
August	1,292	
September	1,584	
October	1,845	
November	2,273	
December	2,503	
January	2,926	
February	3,181	
March	3,667	
April	3,772	
May	3,772	
June	3,772	

QUALITY

	Quantity	Base Number	Contract	AT	Region	England
% of FP17s for the same patient ID Re-attending within 3 months - Children	8	212	3.8%	10.7%	10.6%	11.4%
% of FP17s for the same patient ID Re-attending within 3 months - Adults	7	102	6.9%	14.5%	15.2%	15.4%
% of FP17s for the same patient ID Re-attending between 3 & 9 months - Children	163	212	76.9%	59.2%	62.3%	59.8%
% of FP17s for the same patient ID Re-attending between 3 & 9 months - Adults	77	102	75.5%	49.9%	53.3%	52.1%
% of FP17s for Band 1 Urgent Courses	19	251	7.6%	10.1%	9.7%	9.2%
% of FP17s Relating to Free Repair or Replacements	0	251	0.0%	0.6%	0.6%	0.7%
% of FP17s Relating to Continuations	1	251	0.4%	0.5%	0.8%	0.8%
% of Patients satisfied with the dentistry they have received	0	0	N/A	92.6%	93.4%	93.4%
% of Patients satisfied with the time they had to wait for an appointment	0	0	N/A	85.1%	86.8%	87.6%

* This is based on patients treated on this contract for their most recent course of treatment.

Figures in italics indicate the base number of FP17s or Patient Questionnaire responses are less than 100. N/A is shown where the base number of responses is less than 10 during the period. % is calculated as Quantity/Base number*100

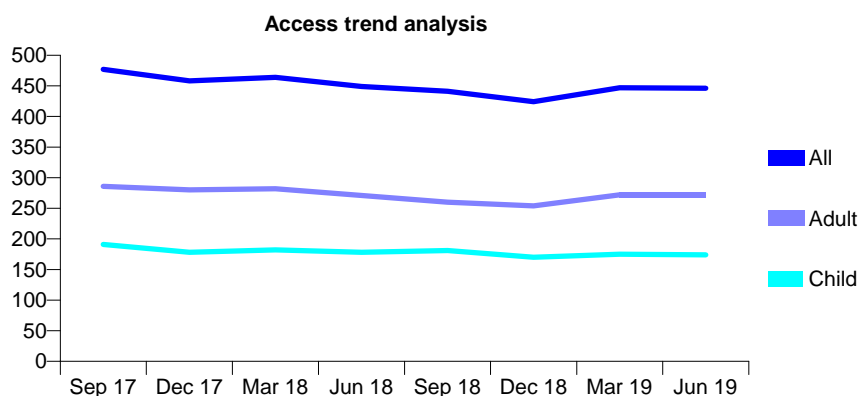
Q69 - Vital Signs At a Glance Contract Report for 826634/0001 - June 2019

Name or company name	Reading Dental Sedation Clinic
Contract type name	GDS Contract
Purpose of contract	General
Contract start date	01/04/2006
Contract end date	

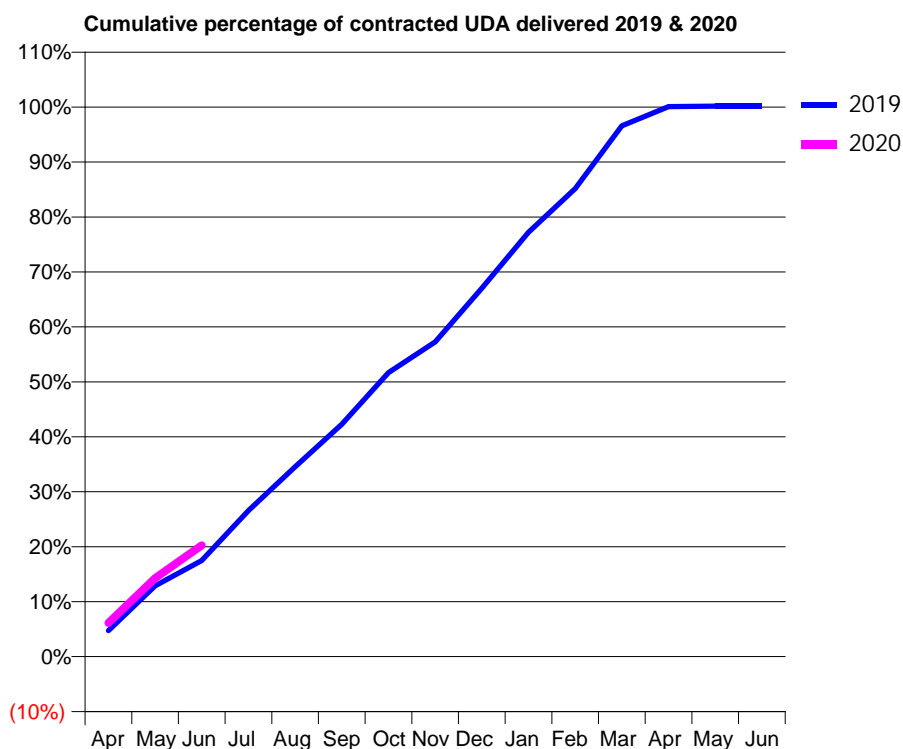
19/20 Contracted general activity (UDA)	7,134
Carry forward general activity (UDA)	0
19/20 Contracted orthodontic activity (UOA)	0
Carry forward orthodontic activity (UOA)	0
Baseline contract value	£462,500.63

ACCESS*

Patients seen in 24 months	Total	Change since previous quarter
Quarter ending June 2018	449	
Quarter ending September 2018	441	↓
Quarter ending December 2018	424	↓
Quarter ending March 2019	447	↑
Quarter ending June 2019	446	→
Variance since June 2018	(0.7%)	→



ACTIVITY



Month	Adjusted Scheduled Activity (UDA)	
	2019	2020
April	369	437
May	1,003	1,019
June	1,359	1,444
July	2,067	
August	2,688	
September	3,285	
October	4,018	
November	4,453	
December	5,213	
January	6,003	
February	6,623	
March	7,510	
April	7,783	
May	7,789	
June	7,789	

QUALITY

	Quantity	Base Number	Contract	AT	Region	England
% of FP17s for the same patient ID Re-attending within 3 months - Children	3	152	2.0%	10.7%	10.6%	11.4%
% of FP17s for the same patient ID Re-attending within 3 months - Adults	3	222	1.4%	14.5%	15.2%	15.4%
% of FP17s for the same patient ID Re-attending between 3 & 9 months - Children	7	152	4.6%	59.2%	62.3%	59.8%
% of FP17s for the same patient ID Re-attending between 3 & 9 months - Adults	2	222	0.9%	49.9%	53.3%	52.1%
% of FP17s for Band 1 Urgent Courses	1	323	0.3%	10.1%	9.7%	9.2%
% of FP17s Relating to Free Repair or Replacements	0	323	0.0%	0.6%	0.6%	0.7%
% of FP17s Relating to Continuations	1	323	0.3%	0.5%	0.8%	0.8%
% of Patients satisfied with the dentistry they have received	1	1	N/A	92.6%	93.4%	93.4%
% of Patients satisfied with the time they had to wait for an appointment	1	1	N/A	85.1%	86.8%	87.6%

* This is based on patients treated on this contract for their most recent course of treatment. Figures in italics indicate the base number of FP17s or Patient Questionnaire responses are less than 100. N/A is shown where the base number of responses is less than 10 during the period. % is calculated as Quantity/Base number*100

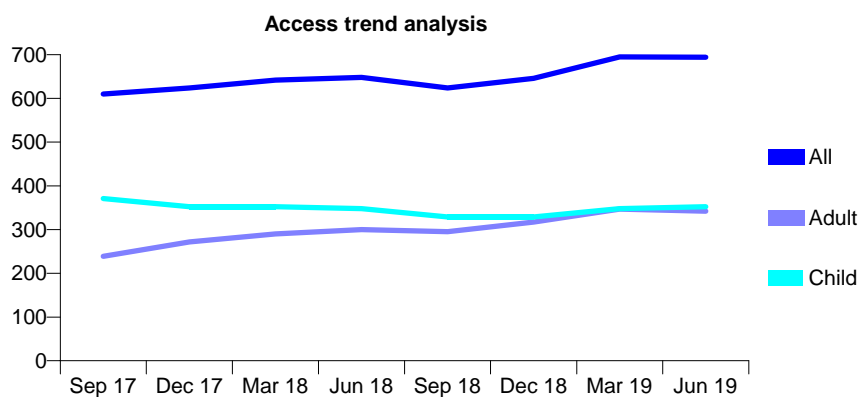
Q69 - Vital Signs At a Glance Contract Report for 829064/0001 - June 2019

Name or company name	Risboro Dental Practice
Contract type name	GDS Contract
Purpose of contract	General
Contract start date	01/04/2006
Contract end date	

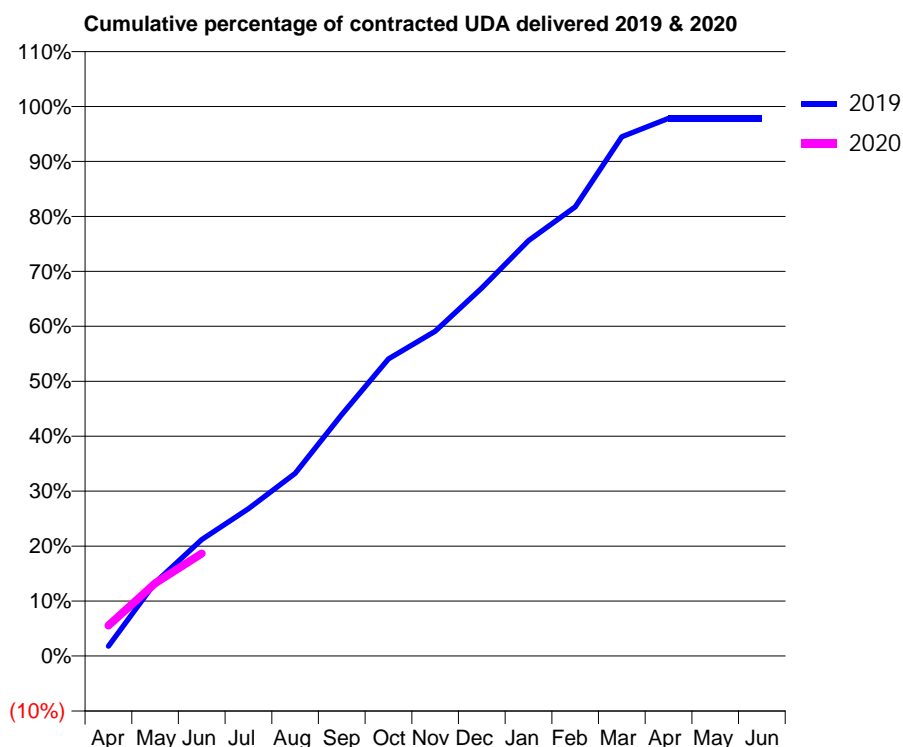
19/20 Contracted general activity (UDA)	1,400
Carry forward general activity (UDA)	0
19/20 Contracted orthodontic activity (UOA)	0
Carry forward orthodontic activity (UOA)	0
Baseline contract value	£33,336.41

ACCESS*

Patients seen in 24 months	Total	Change since previous quarter
Quarter ending June 2018	648	
Quarter ending September 2018	624	↓
Quarter ending December 2018	646	↑
Quarter ending March 2019	695	↑
Quarter ending June 2019	694	→
Variance since June 2018	7.1%	↑



ACTIVITY



Month	Adjusted Scheduled Activity (UDA)	
	2019	2020
April	25	78
May	187	185
June	297	261
July	375	
August	466	
September	615	
October	757	
November	827	
December	938	
January	1,058	
February	1,144	
March	1,323	
April	1,370	
May	1,370	
June	1,370	

QUALITY

	Quantity	Base Number	Contract	AT	Region	England
% of FP17s for the same patient ID Re-attending within 3 months - Children	7	153	4.6%	10.7%	10.6%	11.4%
% of FP17s for the same patient ID Re-attending within 3 months - Adults	5	26	19.2%	14.5%	15.2%	15.4%
% of FP17s for the same patient ID Re-attending between 3 & 9 months - Children	89	153	58.2%	59.2%	62.3%	59.8%
% of FP17s for the same patient ID Re-attending between 3 & 9 months - Adults	7	26	26.9%	49.9%	53.3%	52.1%
% of FP17s for Band 1 Urgent Courses	11	161	6.8%	10.1%	9.7%	9.2%
% of FP17s Relating to Free Repair or Replacements	2	161	1.2%	0.6%	0.6%	0.7%
% of FP17s Relating to Continuations	0	161	0.0%	0.5%	0.8%	0.8%
% of Patients satisfied with the dentistry they have received	0	0	N/A	92.6%	93.4%	93.4%
% of Patients satisfied with the time they had to wait for an appointment	0	0	N/A	85.1%	86.8%	87.6%

* This is based on patients treated on this contract for their most recent course of treatment. Figures in italics indicate the base number of FP17s or Patient Questionnaire responses are less than 100. N/A is shown where the base number of responses is less than 10 during the period. % is calculated as Quantity/Base number*100

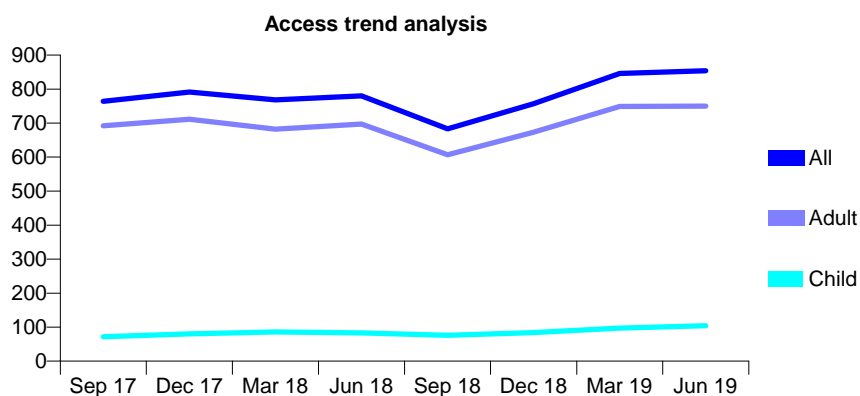
Q69 - Vital Signs At a Glance Contract Report for 829471/0006 - June 2019

Name or company name	SMILE CARE SLOUGH LTD
Contract type name	GDS Contract
Purpose of contract	General
Contract start date	01/04/2006
Contract end date	

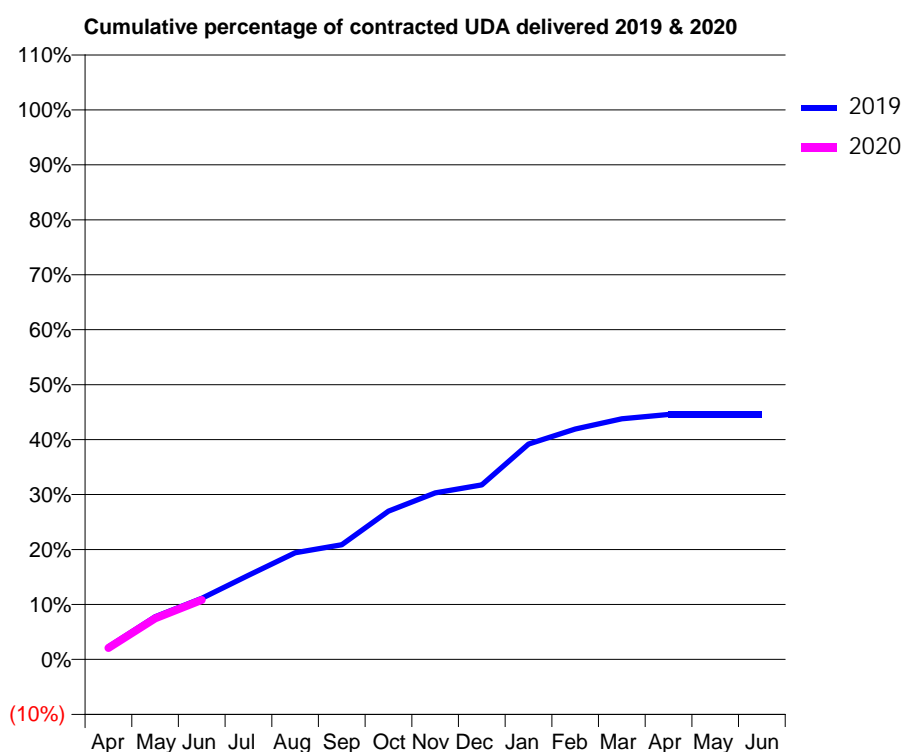
19/20 Contracted general activity (UDA)	3,143
Carry forward general activity (UDA)	0
19/20 Contracted orthodontic activity (UOA)	0
Carry forward orthodontic activity (UOA)	0
Baseline contract value	£261,490.11

ACCESS*

Patients seen in 24 months	Total	Change since previous quarter
Quarter ending June 2018	780	
Quarter ending September 2018	683	↓
Quarter ending December 2018	757	↑
Quarter ending March 2019	846	↑
Quarter ending June 2019	854	→
Variance since June 2018	9.5%	↑



ACTIVITY



Month	2019	2020
April	72	66
May	244	235
June	349	340
July	481	
August	611	
September	656	
October	848	
November	953	
December	998	
January	1,232	
February	1,317	
March	1,377	
April	1,400	
May	1,400	
June	1,400	

QUALITY

	Quantity	Base Number	Contract	AT	Region	England
% of FP17s for the same patient ID Re-attending within 3 months - Children	1	41	2.4%	10.7%	10.6%	11.4%
% of FP17s for the same patient ID Re-attending within 3 months - Adults	1	261	0.4%	14.5%	15.2%	15.4%
% of FP17s for the same patient ID Re-attending between 3 & 9 months - Children	0	41	0.0%	59.2%	62.3%	59.8%
% of FP17s for the same patient ID Re-attending between 3 & 9 months - Adults	0	261	0.0%	49.9%	53.3%	52.1%
% of FP17s for Band 1 Urgent Courses	278	282	98.6%	10.1%	9.7%	9.2%
% of FP17s Relating to Free Repair or Replacements	0	282	0.0%	0.6%	0.6%	0.7%
% of FP17s Relating to Continuations	0	282	0.0%	0.5%	0.8%	0.8%
% of Patients satisfied with the dentistry they have received	3	4	N/A	92.6%	93.4%	93.4%
% of Patients satisfied with the time they had to wait for an appointment	4	4	N/A	85.1%	86.8%	87.6%

* This is based on patients treated on this contract for their most recent course of treatment. Figures in italics indicate the base number of FP17s or Patient Questionnaire responses are less than 100. N/A is shown where the base number of responses is less than 10 during the period. % is calculated as Quantity/Base number*100

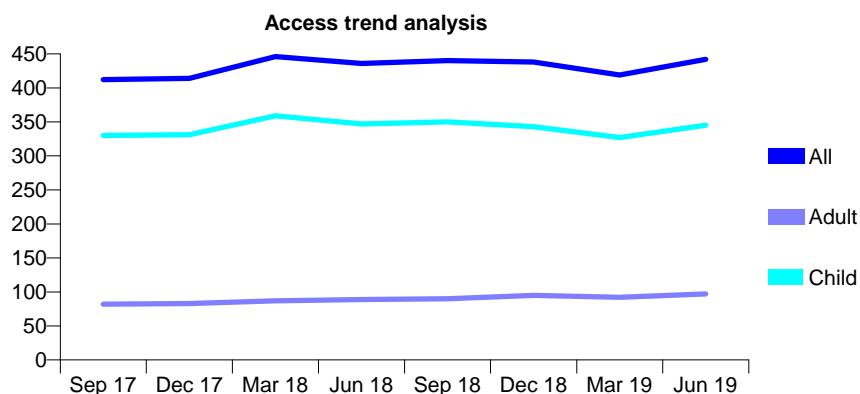
Q69 - Vital Signs At a Glance Contract Report for 830119/0001 - June 2019

Name or company name	MR MJ MCKENNY
Contract type name	GDS Contract
Purpose of contract	General
Contract start date	01/04/2008
Contract end date	

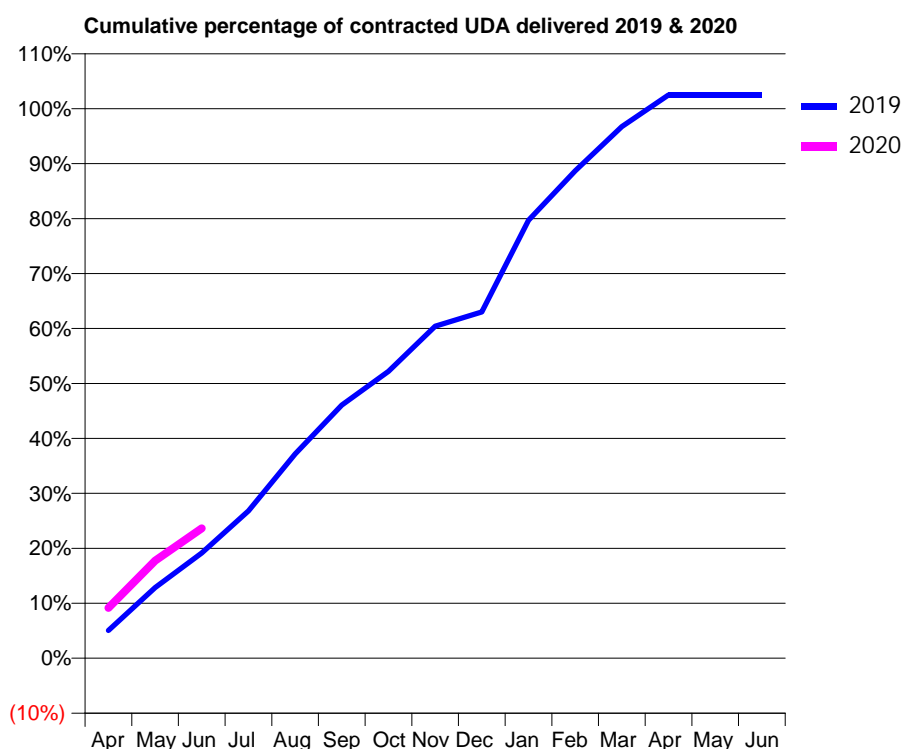
19/20 Contracted general activity (UDA)	732
Carry forward general activity (UDA)	0
19/20 Contracted orthodontic activity (UOA)	0
Carry forward orthodontic activity (UOA)	0
Baseline contract value	£16,826.32

ACCESS*

Patients seen in 24 months	Total	Change since previous quarter
Quarter ending June 2018	436	
Quarter ending September 2018	440	→
Quarter ending December 2018	438	→
Quarter ending March 2019	419	↓
Quarter ending June 2019	442	↑
Variance since June 2018	1.4%	→



ACTIVITY



Month	2019	2020
April	37	67
May	94	130
June	140	173
July	196	
August	272	
September	337	
October	382	
November	442	
December	461	
January	583	
February	649	
March	708	
April	750	
May	750	
June	750	

QUALITY

	Quantity	Base Number	Contract	AT	Region	England
% of FP17s for the same patient ID Re-attending within 3 months - Children	4	144	2.8%	10.7%	10.6%	11.4%
% of FP17s for the same patient ID Re-attending within 3 months - Adults	1	22	4.5%	14.5%	15.2%	15.4%
% of FP17s for the same patient ID Re-attending between 3 & 9 months - Children	78	144	54.2%	59.2%	62.3%	59.8%
% of FP17s for the same patient ID Re-attending between 3 & 9 months - Adults	7	22	31.8%	49.9%	53.3%	52.1%
% of FP17s for Band 1 Urgent Courses	0	143	0.0%	10.1%	9.7%	9.2%
% of FP17s Relating to Free Repair or Replacements	0	143	0.0%	0.6%	0.6%	0.7%
% of FP17s Relating to Continuations	3	143	2.1%	0.5%	0.8%	0.8%
% of Patients satisfied with the dentistry they have received	0	0	N/A	92.6%	93.4%	93.4%
% of Patients satisfied with the time they had to wait for an appointment	0	0	N/A	85.1%	86.8%	87.6%

* This is based on patients treated on this contract for their most recent course of treatment.

Figures in italics indicate the base number of FP17s or Patient Questionnaire responses are less than 100. N/A is shown where the base number of responses is less than 10 during the period. % is calculated as Quantity/Base number*100

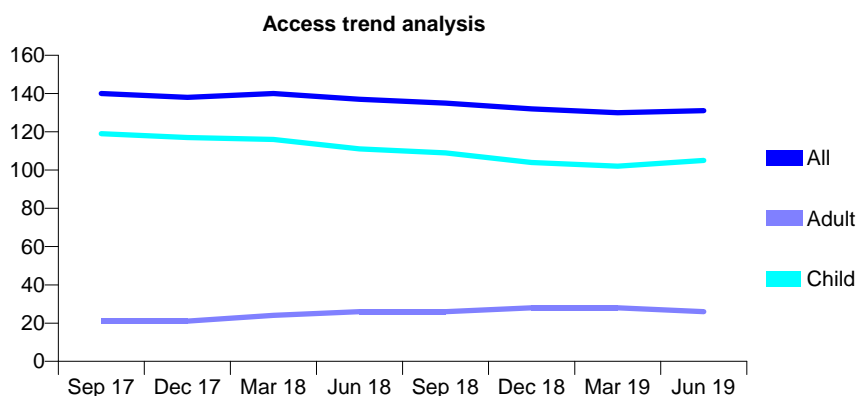
Q69 - Vital Signs At a Glance Contract Report for 830429/0001 - June 2019

Name or company name	MRS CA PEERS
Contract type name	GDS Contract
Purpose of contract	General
Contract start date	01/04/2006
Contract end date	

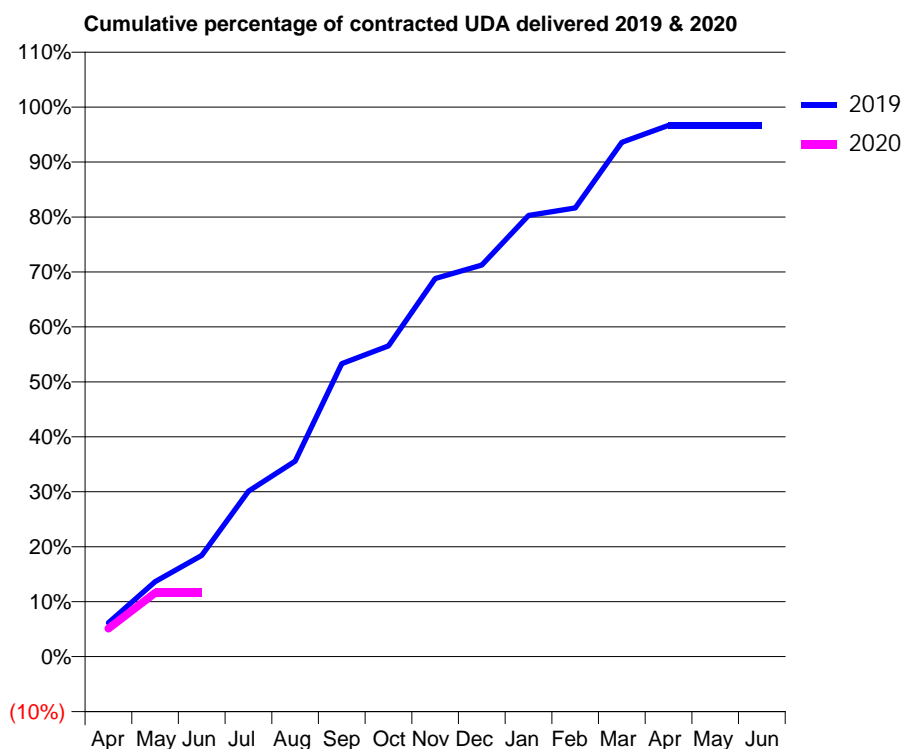
19/20 Contracted general activity (UDA)	293
Carry forward general activity (UDA)	0
19/20 Contracted orthodontic activity (UOA)	0
Carry forward orthodontic activity (UOA)	0
Baseline contract value	£7,172.48

ACCESS*

Patients seen in 24 months	Total	Change since previous quarter
Quarter ending June 2018	137	
Quarter ending September 2018	135	↓
Quarter ending December 2018	132	↓
Quarter ending March 2019	130	↓
Quarter ending June 2019	131	→
Variance since June 2018	(4.4%)	↓



ACTIVITY



Month	Adjusted Scheduled Activity (UDA)	
	2019	2020
April	18	15
May	40	34
June	54	34
July	88	
August	104	
September	156	
October	166	
November	202	
December	209	
January	235	
February	239	
March	274	
April	283	
May	283	
June	283	

QUALITY

	Quantity	Base Number	Contract	AT	Region	England
% of FP17s for the same patient ID Re-attending within 3 months - Children	3	36	8.3%	10.7%	10.6%	11.4%
% of FP17s for the same patient ID Re-attending within 3 months - Adults	1	3	33.3%	14.5%	15.2%	15.4%
% of FP17s for the same patient ID Re-attending between 3 & 9 months - Children	22	36	61.1%	59.2%	62.3%	59.8%
% of FP17s for the same patient ID Re-attending between 3 & 9 months - Adults	2	3	66.7%	49.9%	53.3%	52.1%
% of FP17s for Band 1 Urgent Courses	0	28	0.0%	10.1%	9.7%	9.2%
% of FP17s Relating to Free Repair or Replacements	0	28	0.0%	0.6%	0.6%	0.7%
% of FP17s Relating to Continuations	1	28	3.6%	0.5%	0.8%	0.8%
% of Patients satisfied with the dentistry they have received	0	0	N/A	92.6%	93.4%	93.4%
% of Patients satisfied with the time they had to wait for an appointment	0	0	N/A	85.1%	86.8%	87.6%

* This is based on patients treated on this contract for their most recent course of treatment. Figures in italics indicate the base number of FP17s or Patient Questionnaire responses are less than 100. N/A is shown where the base number of responses is less than 10 during the period. % is calculated as Quantity/Base number*100

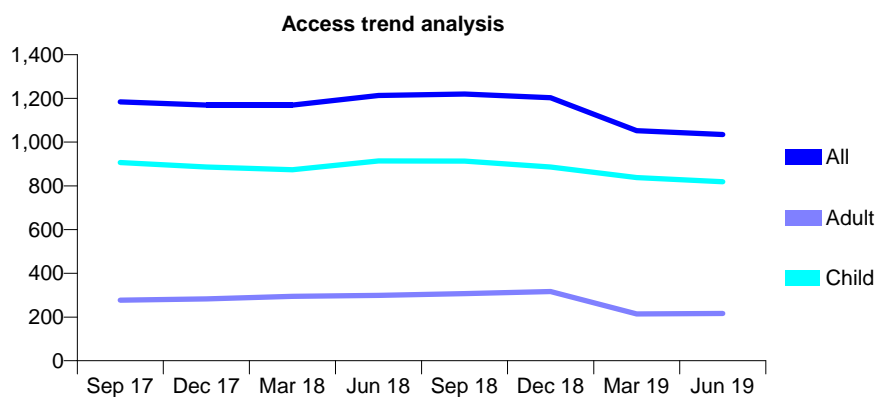
Q69 - Vital Signs At a Glance Contract Report for 834815/0001 - June 2019

Name or company name	Watlington Dental Centre
Contract type name	GDS Contract
Purpose of contract	General
Contract start date	01/04/2006
Contract end date	

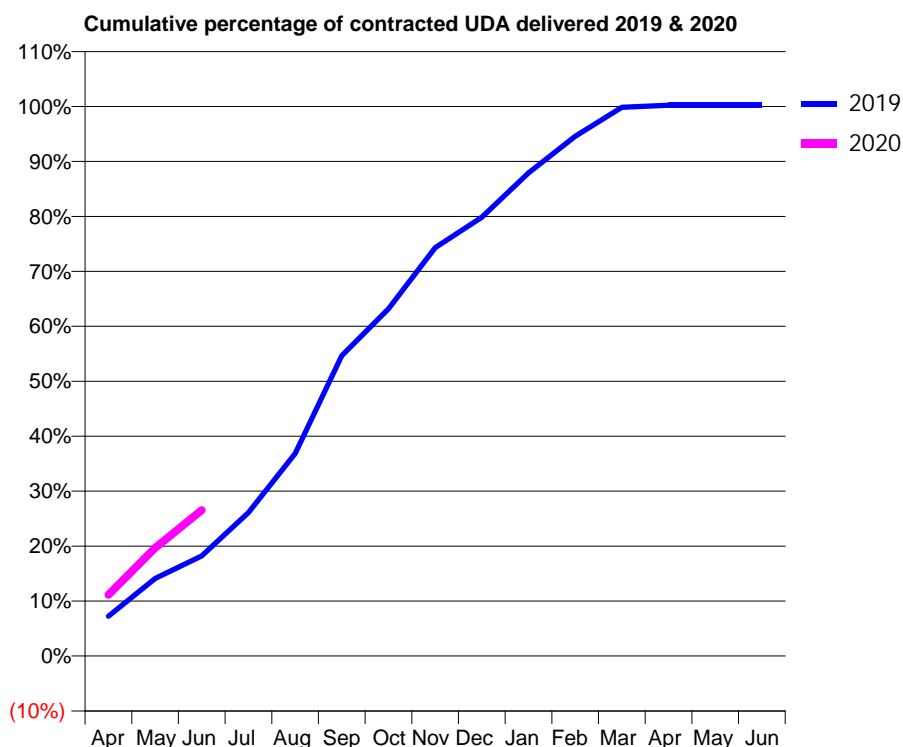
19/20 Contracted general activity (UDA)	2,300
Carry forward general activity (UDA)	0
19/20 Contracted orthodontic activity (UOA)	0
Carry forward orthodontic activity (UOA)	0
Baseline contract value	£56,277.81

ACCESS*

Patients seen in 24 months	Total	Change since previous quarter
Quarter ending June 2018	1,213	
Quarter ending September 2018	1,220	→
Quarter ending December 2018	1,203	↓
Quarter ending March 2019	1,052	↓
Quarter ending June 2019	1,035	↓
Variance since June 2018	(14.7%)	↓



ACTIVITY



Month	Adjusted Scheduled Activity (UDA)	
	2019	2020
April	166	256
May	325	452
June	419	611
July	600	
August	848	
September	1,257	
October	1,453	
November	1,709	
December	1,836	
January	2,022	
February	2,175	
March	2,297	
April	2,306	
May	2,306	
June	2,306	

QUALITY

	Quantity	Base Number	Contract	AT	Region	England
% of FP17s for the same patient ID Re-attending within 3 months - Children	15	270	5.6%	10.7%	10.6%	11.4%
% of FP17s for the same patient ID Re-attending within 3 months - Adults	3	21	14.3%	14.5%	15.2%	15.4%
% of FP17s for the same patient ID Re-attending between 3 & 9 months - Children	156	270	57.8%	59.2%	62.3%	59.8%
% of FP17s for the same patient ID Re-attending between 3 & 9 months - Adults	12	21	57.1%	49.9%	53.3%	52.1%
% of FP17s for Band 1 Urgent Courses	10	288	3.5%	10.1%	9.7%	9.2%
% of FP17s Relating to Free Repair or Replacements	0	288	0.0%	0.6%	0.6%	0.7%
% of FP17s Relating to Continuations	0	288	0.0%	0.5%	0.8%	0.8%
% of Patients satisfied with the dentistry they have received	0	0	N/A	92.6%	93.4%	93.4%
% of Patients satisfied with the time they had to wait for an appointment	0	0	N/A	85.1%	86.8%	87.6%

* This is based on patients treated on this contract for their most recent course of treatment. Figures in italics indicate the base number of FP17s or Patient Questionnaire responses are less than 100. N/A is shown where the base number of responses is less than 10 during the period. % is calculated as Quantity/Base number*100

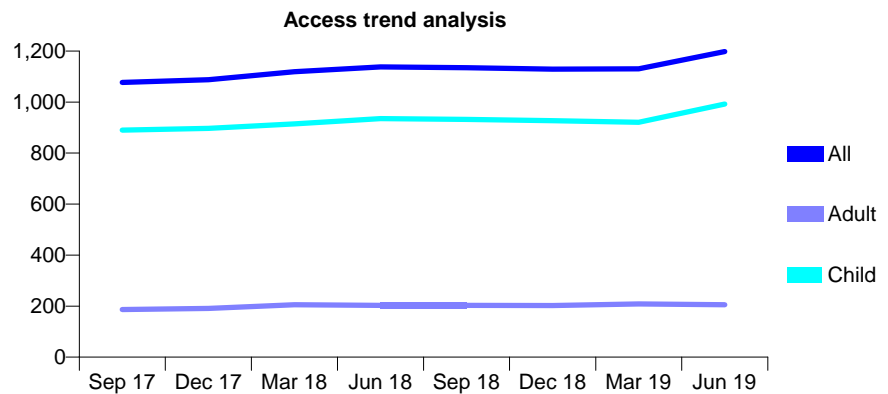
Q69 - Vital Signs At a Glance Contract Report for 839175/0004 - June 2019

Name or company name	MR U BOSE
Contract type name	GDS Contract
Purpose of contract	General
Contract start date	01/01/2013
Contract end date	

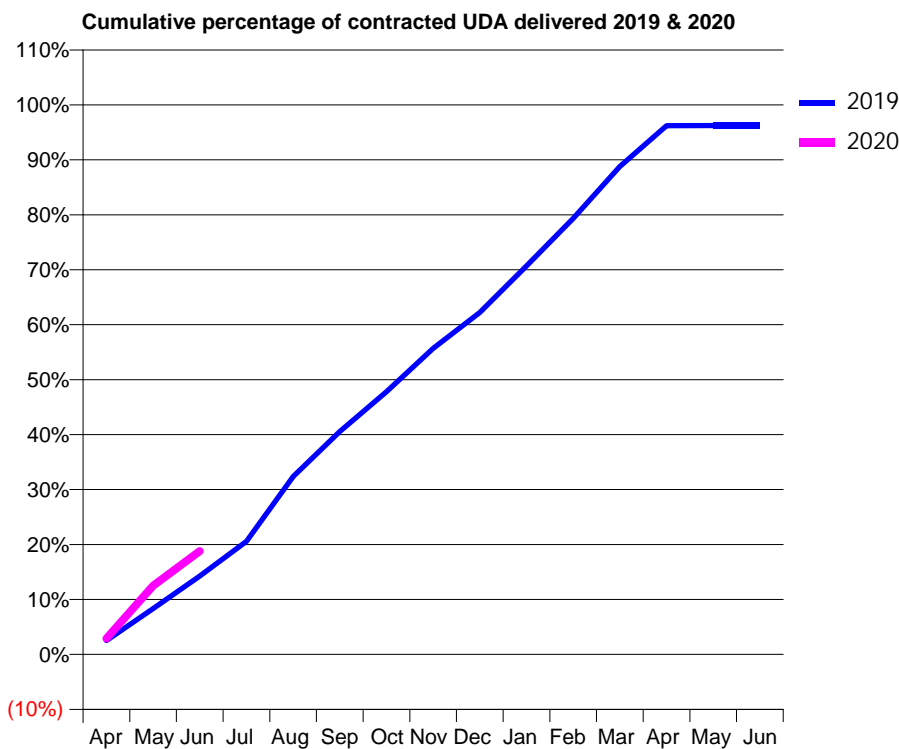
19/20 Contracted general activity (UDA)	3,000
Carry forward general activity (UDA)	0
19/20 Contracted orthodontic activity (UOA)	0
Carry forward orthodontic activity (UOA)	0
Baseline contract value	£77,236.08

ACCESS*

Patients seen in 24 months	Total	Change since previous quarter
Quarter ending June 2018	1,138	
Quarter ending September 2018	1,135	→
Quarter ending December 2018	1,129	→
Quarter ending March 2019	1,130	→
Quarter ending June 2019	1,198	↑
Variance since June 2018	5.3%	↑



ACTIVITY



Month	2019	2020
April	75	87
May	251	375
June	428	564
July	617	
August	972	
September	1,217	
October	1,434	
November	1,671	
December	1,866	
January	2,121	
February	2,380	
March	2,663	
April	2,886	
May	2,887	
June	2,887	

QUALITY

	Quantity	Base Number	Contract	AT	Region	England
% of FP17s for the same patient ID Re-attending within 3 months - Children	204	578	35.3%	10.7%	10.6%	11.4%
% of FP17s for the same patient ID Re-attending within 3 months - Adults	13	39	33.3%	14.5%	15.2%	15.4%
% of FP17s for the same patient ID Re-attending between 3 & 9 months - Children	167	578	28.9%	59.2%	62.3%	59.8%
% of FP17s for the same patient ID Re-attending between 3 & 9 months - Adults	13	39	33.3%	49.9%	53.3%	52.1%
% of FP17s for Band 1 Urgent Courses	1	427	0.2%	10.1%	9.7%	9.2%
% of FP17s Relating to Free Repair or Replacements	0	427	0.0%	0.6%	0.6%	0.7%
% of FP17s Relating to Continuations	0	427	0.0%	0.5%	0.8%	0.8%
% of Patients satisfied with the dentistry they have received	1	1	N/A	92.6%	93.4%	93.4%
% of Patients satisfied with the time they had to wait for an appointment	1	1	N/A	85.1%	86.8%	87.6%

* This is based on patients treated on this contract for their most recent course of treatment. Figures in italics indicate the base number of FP17s or Patient Questionnaire responses are less than 100. N/A is shown where the base number of responses is less than 10 during the period. % is calculated as Quantity/Base number*100

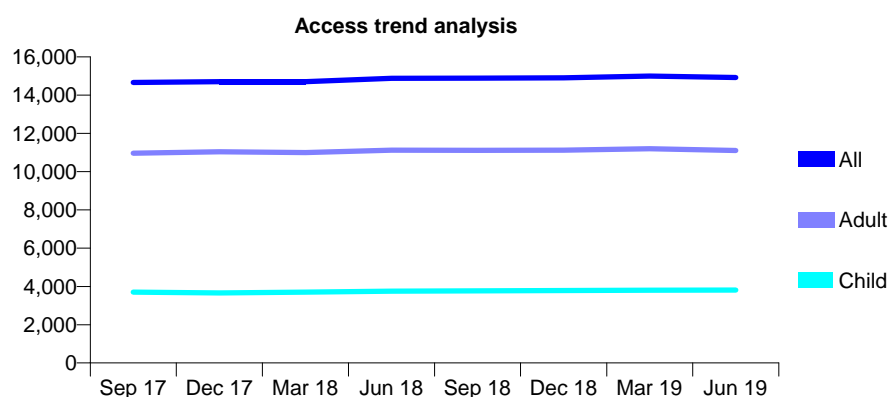
Q69 - Vital Signs At a Glance Contract Report for 842834/0001 - June 2019

Name or company name	Wokingham Dental Clinic Partnership
Contract type name	GDS Contract
Purpose of contract	General
Contract start date	01/12/2009
Contract end date	

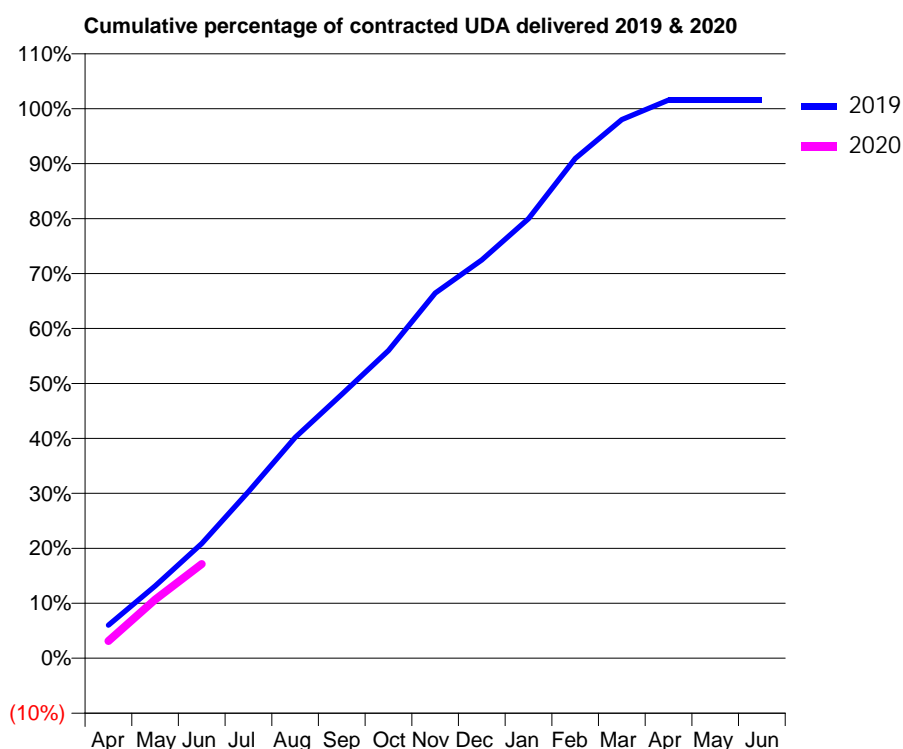
19/20 Contracted general activity (UDA)	36,100
Carry forward general activity (UDA)	0
19/20 Contracted orthodontic activity (UOA)	0
Carry forward orthodontic activity (UOA)	0
Baseline contract value	£1,080,223.89

ACCESS*

Patients seen in 24 months	Total	Change since previous quarter
Quarter ending June 2018	14,879	
Quarter ending September 2018	14,886	→
Quarter ending December 2018	14,904	→
Quarter ending March 2019	15,001	→
Quarter ending June 2019	14,923	→
Variance since June 2018	0.3%	→



ACTIVITY



Month	2019	2020
April	2,166	1,134
May	4,754	3,856
June	7,526	6,188
July	10,941	
August	14,504	
September	17,336	
October	20,219	
November	23,992	
December	26,160	
January	28,867	
February	32,826	
March	35,383	
April	36,670	
May	36,671	
June	36,671	

QUALITY

	Quantity	Base Number	Contract	AT	Region	England
% of FP17s for the same patient ID Re-attending within 3 months - Children	25	1,120	2.2%	10.7%	10.6%	11.4%
% of FP17s for the same patient ID Re-attending within 3 months - Adults	138	3,036	4.5%	14.5%	15.2%	15.4%
% of FP17s for the same patient ID Re-attending between 3 & 9 months - Children	617	1,120	55.1%	59.2%	62.3%	59.8%
% of FP17s for the same patient ID Re-attending between 3 & 9 months - Adults	1,838	3,036	60.5%	49.9%	53.3%	52.1%
% of FP17s for Band 1 Urgent Courses	12	3,300	0.4%	10.1%	9.7%	9.2%
% of FP17s Relating to Free Repair or Replacements	1	3,300	0.0%	0.6%	0.6%	0.7%
% of FP17s Relating to Continuations	6	3,300	0.2%	0.5%	0.8%	0.8%
% of Patients satisfied with the dentistry they have received	22	22	100.0%	92.6%	93.4%	93.4%
% of Patients satisfied with the time they had to wait for an appointment	22	22	100.0%	85.1%	86.8%	87.6%

* This is based on patients treated on this contract for their most recent course of treatment.

Figures in italics indicate the base number of FP17s or Patient Questionnaire responses are less than 100. N/A is shown where the base number of responses is less than 10 during the period. % is calculated as Quantity/Base number*100

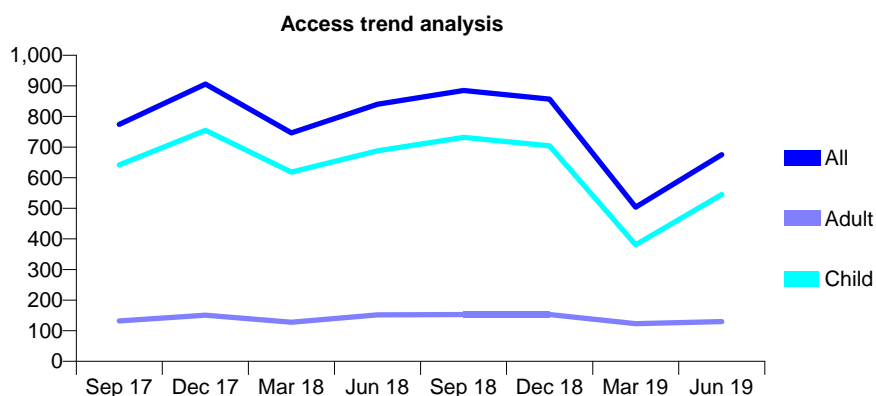
Q69 - Vital Signs At a Glance Contract Report for 847054/0001 - June 2019

Name or company name	MR RA HUGHES
Contract type name	GDS Contract
Purpose of contract	General
Contract start date	01/04/2006
Contract end date	

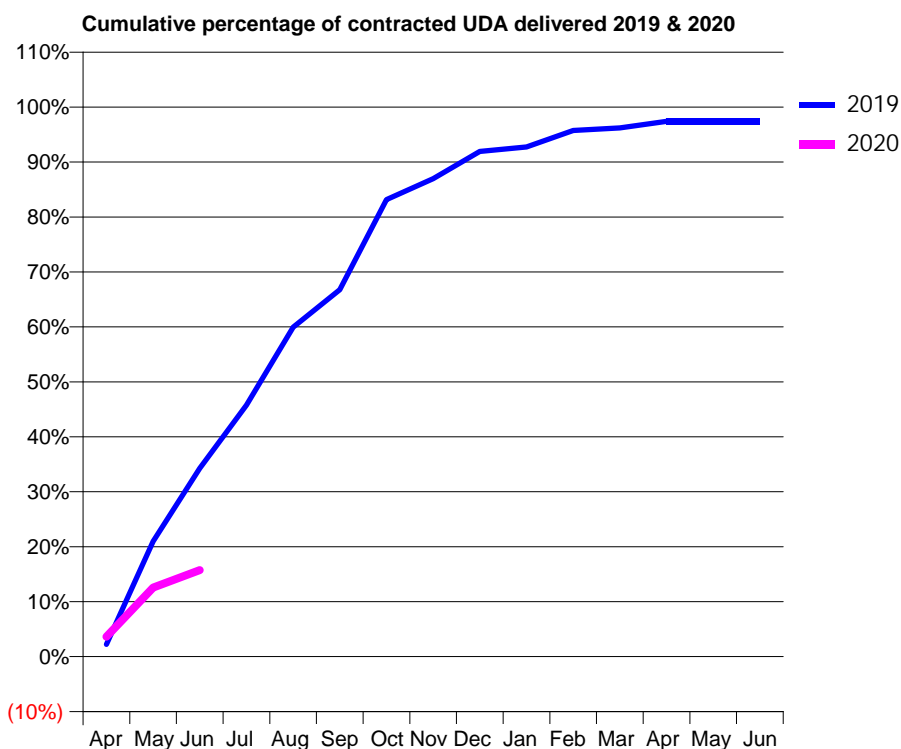
19/20 Contracted general activity (UDA)	2,705
Carry forward general activity (UDA)	0
19/20 Contracted orthodontic activity (UOA)	0
Carry forward orthodontic activity (UOA)	0
Baseline contract value	£69,010.86

ACCESS*

Patients seen in 24 months	Total	Change since previous quarter
Quarter ending June 2018	840	
Quarter ending September 2018	885	↑
Quarter ending December 2018	857	↓
Quarter ending March 2019	504	↓
Quarter ending June 2019	675	↑
Variance since June 2018	(19.6%)	↓



ACTIVITY



Month	Adjusted Scheduled Activity (UDA)	
	2019	2020
April	34	98
May	320	339
June	523	426
July	698	
August	915	
September	1,019	
October	1,269	
November	1,327	
December	1,403	
January	1,415	
February	1,461	
March	1,468	
April	1,486	
May	1,486	
June	1,486	

QUALITY

	Quantity	Base Number	Contract	AT	Region	England
% of FP17s for the same patient ID Re-attending within 3 months - Children	8	323	2.5%	10.7%	10.6%	11.4%
% of FP17s for the same patient ID Re-attending within 3 months - Adults	1	21	4.8%	14.5%	15.2%	15.4%
% of FP17s for the same patient ID Re-attending between 3 & 9 months - Children	140	323	43.3%	59.2%	62.3%	59.8%
% of FP17s for the same patient ID Re-attending between 3 & 9 months - Adults	1	21	4.8%	49.9%	53.3%	52.1%
% of FP17s for Band 1 Urgent Courses	8	332	2.4%	10.1%	9.7%	9.2%
% of FP17s Relating to Free Repair or Replacements	0	332	0.0%	0.6%	0.6%	0.7%
% of FP17s Relating to Continuations	0	332	0.0%	0.5%	0.8%	0.8%
% of Patients satisfied with the dentistry they have received	0	0	N/A	92.6%	93.4%	93.4%
% of Patients satisfied with the time they had to wait for an appointment	0	0	N/A	85.1%	86.8%	87.6%

* This is based on patients treated on this contract for their most recent course of treatment. Figures in italics indicate the base number of FP17s or Patient Questionnaire responses are less than 100. N/A is shown where the base number of responses is less than 10 during the period. % is calculated as Quantity/Base number*100

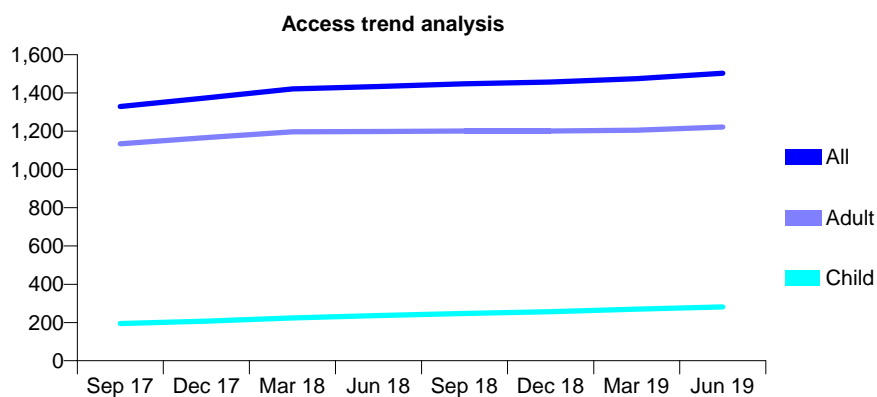
Q69 - Vital Signs At a Glance Contract Report for 848077/0001 - June 2019

Name or company name	MISS NP MCVEIGH
Contract type name	GDS Contract
Purpose of contract	General
Contract start date	01/04/2006
Contract end date	

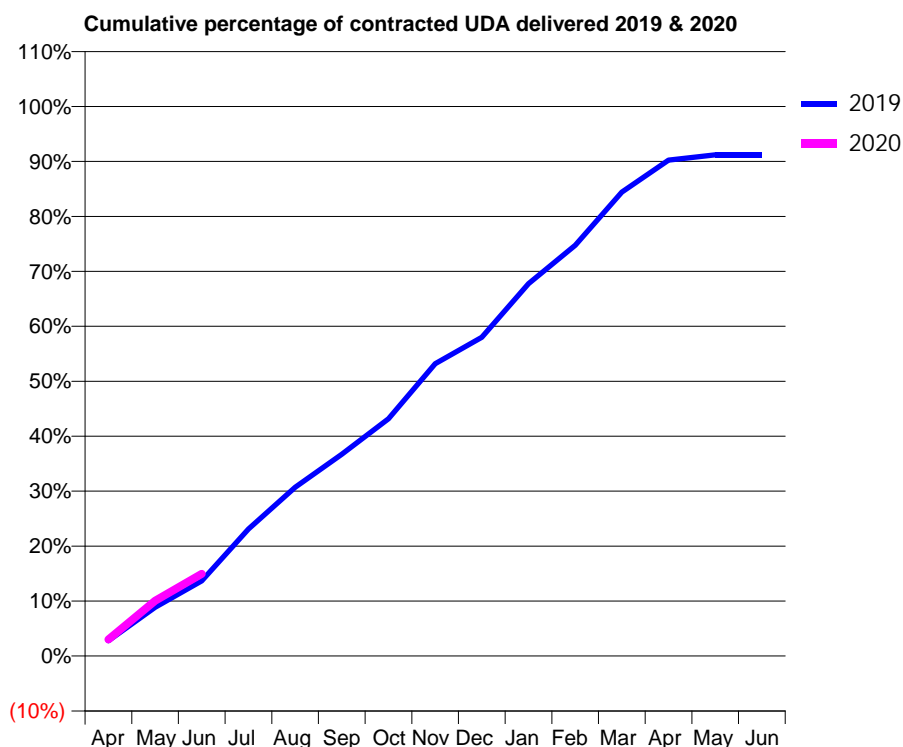
19/20 Contracted general activity (UDA)	4,472
Carry forward general activity (UDA)	0
19/20 Contracted orthodontic activity (UOA)	0
Carry forward orthodontic activity (UOA)	0
Baseline contract value	£96,823.73

ACCESS*

Patients seen in 24 months	Total	Change since previous quarter
Quarter ending June 2018	1,434	
Quarter ending September 2018	1,448	→
Quarter ending December 2018	1,457	→
Quarter ending March 2019	1,475	→
Quarter ending June 2019	1,503	→
Variance since June 2018	4.8%	↑



ACTIVITY



Month	Adjusted Scheduled Activity (UDA)	
	2019	2020
April	124	135
May	396	450
June	611	669
July	1,034	
August	1,374	
September	1,641	
October	1,931	
November	2,379	
December	2,593	
January	3,029	
February	3,343	
March	3,775	
April	4,035	
May	4,077	
June	4,077	

QUALITY

	Quantity	Base Number	Contract	AT	Region	England
% of FP17s for the same patient ID Re-attending within 3 months - Children	4	127	3.1%	10.7%	10.6%	11.4%
% of FP17s for the same patient ID Re-attending within 3 months - Adults	44	403	10.9%	14.5%	15.2%	15.4%
% of FP17s for the same patient ID Re-attending between 3 & 9 months - Children	82	127	64.6%	59.2%	62.3%	59.8%
% of FP17s for the same patient ID Re-attending between 3 & 9 months - Adults	248	403	61.5%	49.9%	53.3%	52.1%
% of FP17s for Band 1 Urgent Courses	24	418	5.7%	10.1%	9.7%	9.2%
% of FP17s Relating to Free Repair or Replacements	0	418	0.0%	0.6%	0.6%	0.7%
% of FP17s Relating to Continuations	0	418	0.0%	0.5%	0.8%	0.8%
% of Patients satisfied with the dentistry they have received	0	0	N/A	92.6%	93.4%	93.4%
% of Patients satisfied with the time they had to wait for an appointment	0	0	N/A	85.1%	86.8%	87.6%

* This is based on patients treated on this contract for their most recent course of treatment. Figures in italics indicate the base number of FP17s or Patient Questionnaire responses are less than 100. N/A is shown where the base number of responses is less than 10 during the period. % is calculated as Quantity/Base number*100

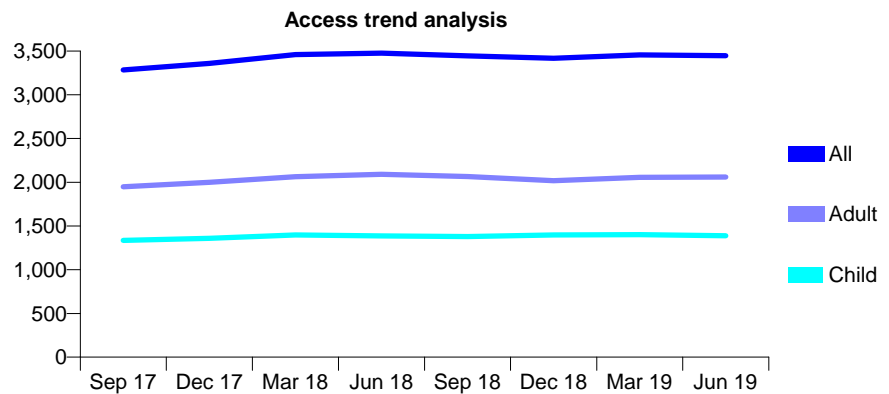
Q69 - Vital Signs At a Glance Contract Report for 854166/0001 - June 2019

Name or company name	MRS JP BENNETT
Contract type name	GDS Contract
Purpose of contract	General
Contract start date	01/04/2006
Contract end date	

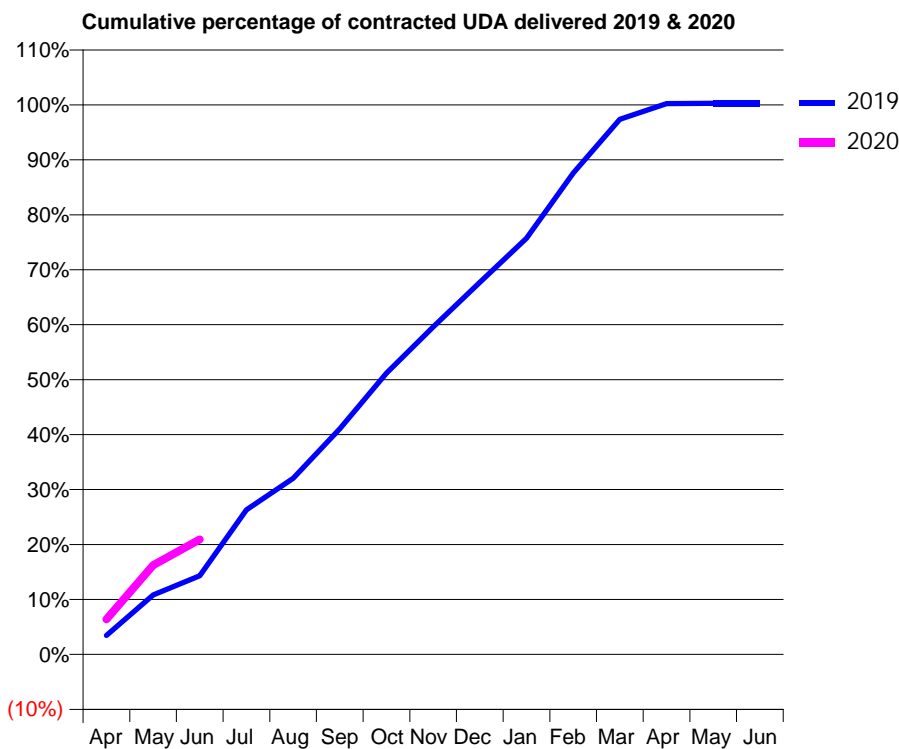
19/20 Contracted general activity (UDA)	5,698
Carry forward general activity (UDA)	0
19/20 Contracted orthodontic activity (UOA)	0
Carry forward orthodontic activity (UOA)	0
Baseline contract value	£116,461.48

ACCESS*

Patients seen in 24 months	Total	Change since previous quarter
Quarter ending June 2018	3,476	
Quarter ending September 2018	3,446	→
Quarter ending December 2018	3,417	→
Quarter ending March 2019	3,457	→
Quarter ending June 2019	3,448	→
Variance since June 2018	(0.8%)	→



ACTIVITY



Month	2019	2020
April	207	364
May	646	926
June	856	1,193
July	1,574	
August	1,917	
September	2,455	
October	3,063	
November	3,567	
December	4,050	
January	4,530	
February	5,241	
March	5,826	
April	5,997	
May	6,000	
June	6,000	

QUALITY

	Quantity	Base Number	Contract	AT	Region	England
% of FP17s for the same patient ID Re-attending within 3 months - Children	59	500	11.8%	10.7%	10.6%	11.4%
% of FP17s for the same patient ID Re-attending within 3 months - Adults	111	549	20.2%	14.5%	15.2%	15.4%
% of FP17s for the same patient ID Re-attending between 3 & 9 months - Children	270	500	54.0%	59.2%	62.3%	59.8%
% of FP17s for the same patient ID Re-attending between 3 & 9 months - Adults	214	549	39.0%	49.9%	53.3%	52.1%
% of FP17s for Band 1 Urgent Courses	86	812	10.6%	10.1%	9.7%	9.2%
% of FP17s Relating to Free Repair or Replacements	4	812	0.5%	0.6%	0.6%	0.7%
% of FP17s Relating to Continuations	0	812	0.0%	0.5%	0.8%	0.8%
% of Patients satisfied with the dentistry they have received	2	2	N/A	92.6%	93.4%	93.4%
% of Patients satisfied with the time they had to wait for an appointment	1	2	N/A	85.1%	86.8%	87.6%

* This is based on patients treated on this contract for their most recent course of treatment. Figures in italics indicate the base number of FP17s or Patient Questionnaire responses are less than 100. N/A is shown where the base number of responses is less than 10 during the period. % is calculated as Quantity/Base number*100

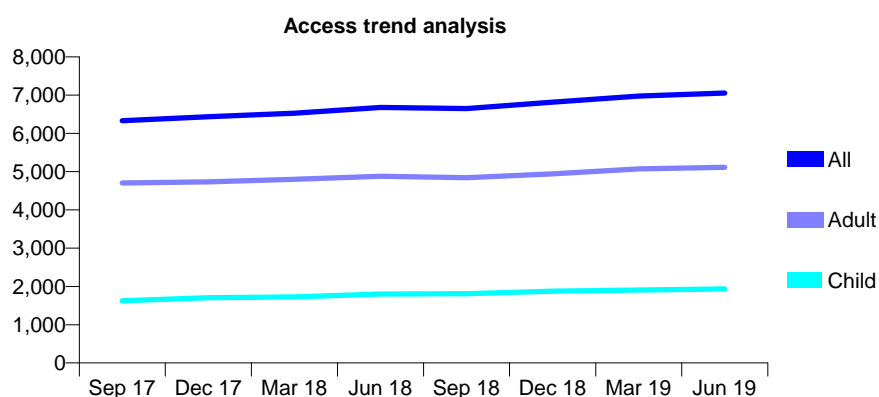
Q69 - Vital Signs At a Glance Contract Report for 889660/0001 - June 2019

Name or company name	MR B AHMED
Contract type name	GDS Contract
Purpose of contract	General
Contract start date	25/07/2012
Contract end date	

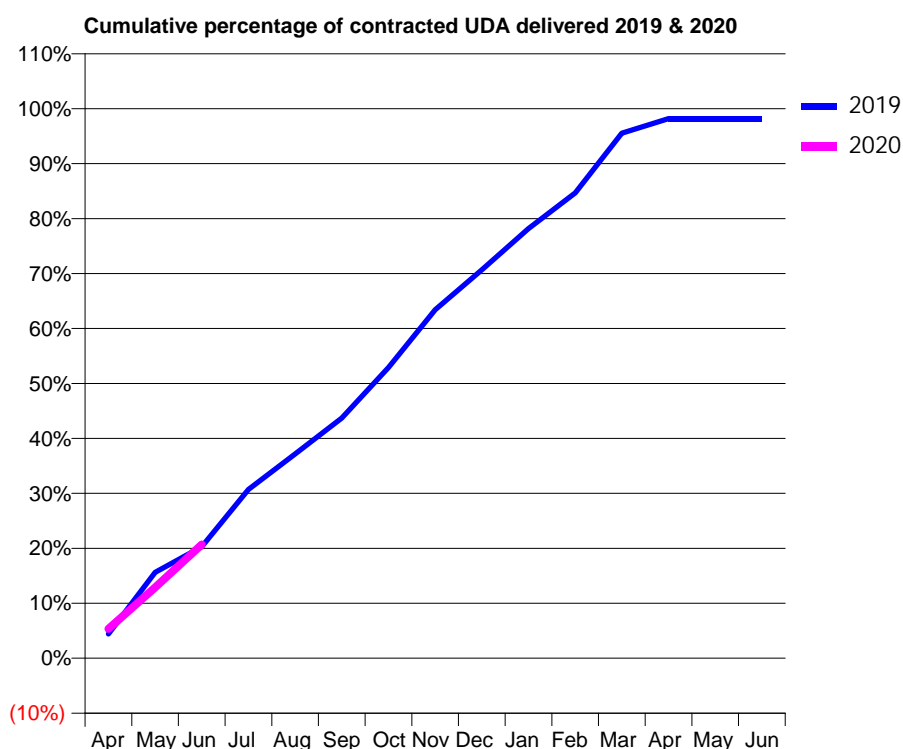
19/20 Contracted general activity (UDA)	13,000
Carry forward general activity (UDA)	0
19/20 Contracted orthodontic activity (UOA)	0
Carry forward orthodontic activity (UOA)	0
Baseline contract value	£319,903.27

ACCESS*

Patients seen in 24 months	Total	Change since previous quarter
Quarter ending June 2018	6,676	
Quarter ending September 2018	6,648	→
Quarter ending December 2018	6,816	↑
Quarter ending March 2019	6,975	↑
Quarter ending June 2019	7,052	→
Variance since June 2018	5.6%	↑



ACTIVITY



Month	2019	2020
April	600	695
May	2,133	1,677
June	2,771	2,689
July	4,191	
August	5,076	
September	5,965	
October	7,223	
November	8,657	
December	9,643	
January	10,672	
February	11,558	
March	13,040	
April	13,403	
May	13,402	
June	13,404	

QUALITY

	Quantity	Base Number	Contract	AT	Region	England
% of FP17s for the same patient ID Re-attending within 3 months - Children	46	712	6.5%	10.7%	10.6%	11.4%
% of FP17s for the same patient ID Re-attending within 3 months - Adults	192	1,592	12.1%	14.5%	15.2%	15.4%
% of FP17s for the same patient ID Re-attending between 3 & 9 months - Children	417	712	58.6%	59.2%	62.3%	59.8%
% of FP17s for the same patient ID Re-attending between 3 & 9 months - Adults	836	1,592	52.5%	49.9%	53.3%	52.1%
% of FP17s for Band 1 Urgent Courses	151	1,640	9.2%	10.1%	9.7%	9.2%
% of FP17s Relating to Free Repair or Replacements	0	1,640	0.0%	0.6%	0.6%	0.7%
% of FP17s Relating to Continuations	0	1,640	0.0%	0.5%	0.8%	0.8%
% of Patients satisfied with the dentistry they have received	3	3	N/A	92.6%	93.4%	93.4%
% of Patients satisfied with the time they had to wait for an appointment	2	3	N/A	85.1%	86.8%	87.6%

* This is based on patients treated on this contract for their most recent course of treatment. Figures in italics indicate the base number of FP17s or Patient Questionnaire responses are less than 100. N/A is shown where the base number of responses is less than 10 during the period. % is calculated as Quantity/Base number*100

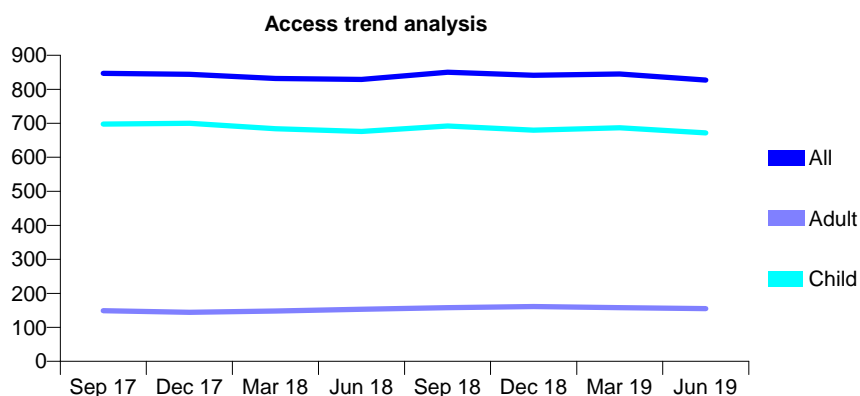
Q69 - Vital Signs At a Glance Contract Report for 905763/0001 - June 2019

Name or company name	MR HR PATEL
Contract type name	GDS Contract
Purpose of contract	General
Contract start date	01/04/2006
Contract end date	

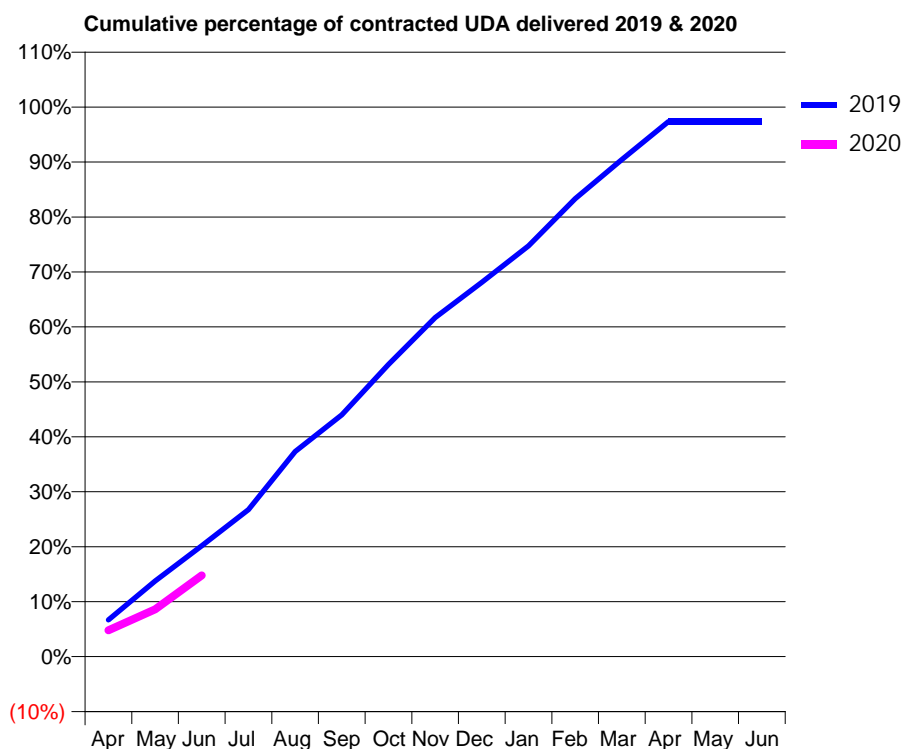
19/20 Contracted general activity (UDA)	2,000
Carry forward general activity (UDA)	0
19/20 Contracted orthodontic activity (UOA)	0
Carry forward orthodontic activity (UOA)	0
Baseline contract value	£46,113.92

ACCESS*

Patients seen in 24 months	Total	Change since previous quarter
Quarter ending June 2018	829	
Quarter ending September 2018	850	↑
Quarter ending December 2018	841	↓
Quarter ending March 2019	845	→
Quarter ending June 2019	827	↓
Variance since June 2018	(0.2%)	→



ACTIVITY



Month	Adjusted Scheduled Activity (UDA)	
	2019	2020
April	134	96
May	275	172
June	403	296
July	535	
August	746	
September	880	
October	1,063	
November	1,234	
December	1,362	
January	1,495	
February	1,667	
March	1,808	
April	1,948	
May	1,948	
June	1,948	

QUALITY

	Quantity	Base Number	Contract	AT	Region	England
% of FP17s for the same patient ID Re-attending within 3 months - Children	22	246	8.9%	10.7%	10.6%	11.4%
% of FP17s for the same patient ID Re-attending within 3 months - Adults	7	34	20.6%	14.5%	15.2%	15.4%
% of FP17s for the same patient ID Re-attending between 3 & 9 months - Children	158	246	64.2%	59.2%	62.3%	59.8%
% of FP17s for the same patient ID Re-attending between 3 & 9 months - Adults	20	34	58.8%	49.9%	53.3%	52.1%
% of FP17s for Band 1 Urgent Courses	10	218	4.6%	10.1%	9.7%	9.2%
% of FP17s Relating to Free Repair or Replacements	0	218	0.0%	0.6%	0.6%	0.7%
% of FP17s Relating to Continuations	0	218	0.0%	0.5%	0.8%	0.8%
% of Patients satisfied with the dentistry they have received	1	1	N/A	92.6%	93.4%	93.4%
% of Patients satisfied with the time they had to wait for an appointment	1	1	N/A	85.1%	86.8%	87.6%

* This is based on patients treated on this contract for their most recent course of treatment. Figures in italics indicate the base number of FP17s or Patient Questionnaire responses are less than 100. N/A is shown where the base number of responses is less than 10 during the period. % is calculated as Quantity/Base number*100

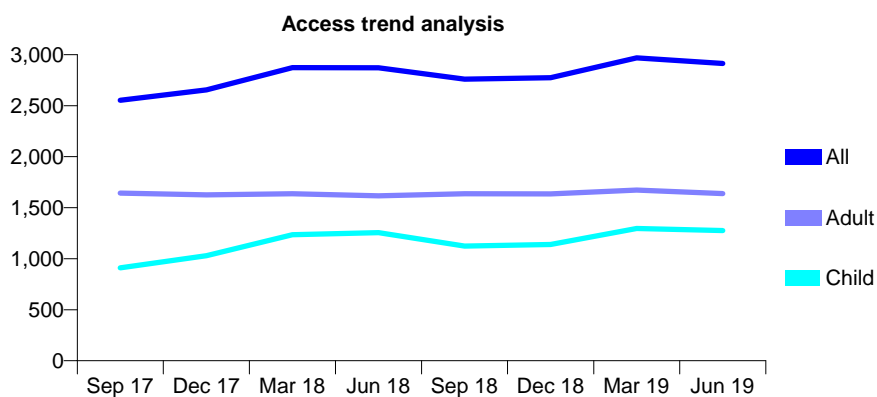
Q69 - Vital Signs At a Glance Contract Report for 905860/0004 - June 2019

Name or company name	MR A MAKHANI
Contract type name	GDS Contract
Purpose of contract	General
Contract start date	01/04/2006
Contract end date	

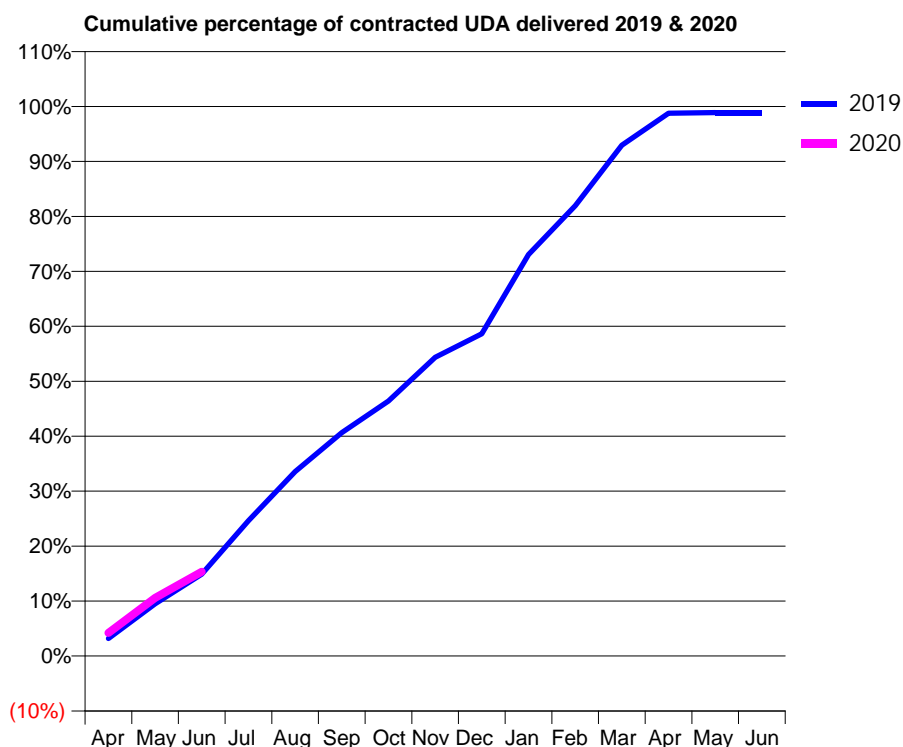
19/20 Contracted general activity (UDA)	6,297
Carry forward general activity (UDA)	0
19/20 Contracted orthodontic activity (UOA)	0
Carry forward orthodontic activity (UOA)	0
Baseline contract value	£159,519.64

ACCESS*

Patients seen in 24 months	Total	Change since previous quarter
Quarter ending June 2018	2,871	
Quarter ending September 2018	2,760	↓
Quarter ending December 2018	2,775	→
Quarter ending March 2019	2,968	↑
Quarter ending June 2019	2,915	↓
Variance since June 2018	1.5%	→



ACTIVITY



Month	Adjusted Scheduled Activity (UDA)	
	2019	2020
April	210	266
May	628	667
June	984	965
July	1,627	
August	2,220	
September	2,687	
October	3,069	
November	3,595	
December	3,877	
January	4,831	
February	5,418	
March	6,144	
April	6,529	
May	6,537	
June	6,537	

QUALITY

	Quantity	Base Number	Contract	AT	Region	England
% of FP17s for the same patient ID Re-attending within 3 months - Children	41	350	11.7%	10.7%	10.6%	11.4%
% of FP17s for the same patient ID Re-attending within 3 months - Adults	71	377	18.8%	14.5%	15.2%	15.4%
% of FP17s for the same patient ID Re-attending between 3 & 9 months - Children	189	350	54.0%	59.2%	62.3%	59.8%
% of FP17s for the same patient ID Re-attending between 3 & 9 months - Adults	167	377	44.3%	49.9%	53.3%	52.1%
% of FP17s for Band 1 Urgent Courses	68	535	12.7%	10.1%	9.7%	9.2%
% of FP17s Relating to Free Repair or Replacements	1	535	0.2%	0.6%	0.6%	0.7%
% of FP17s Relating to Continuations	1	535	0.2%	0.5%	0.8%	0.8%
% of Patients satisfied with the dentistry they have received	1	1	N/A	92.6%	93.4%	93.4%
% of Patients satisfied with the time they had to wait for an appointment	0	1	N/A	85.1%	86.8%	87.6%

* This is based on patients treated on this contract for their most recent course of treatment. Figures in italics indicate the base number of FP17s or Patient Questionnaire responses are less than 100. N/A is shown where the base number of responses is less than 10 during the period. % is calculated as Quantity/Base number*100

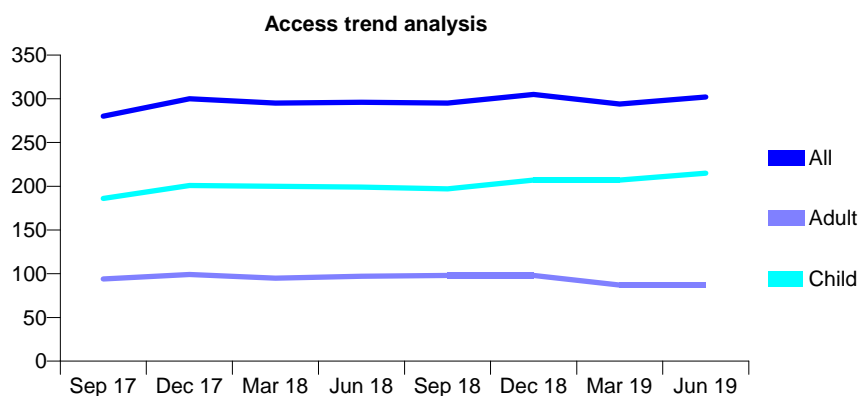
Q69 - Vital Signs At a Glance Contract Report for 911658/0001 - June 2019

Name or company name	Portman Maidenhead Partnership
Contract type name	GDS Contract
Purpose of contract	General
Contract start date	01/04/2006
Contract end date	

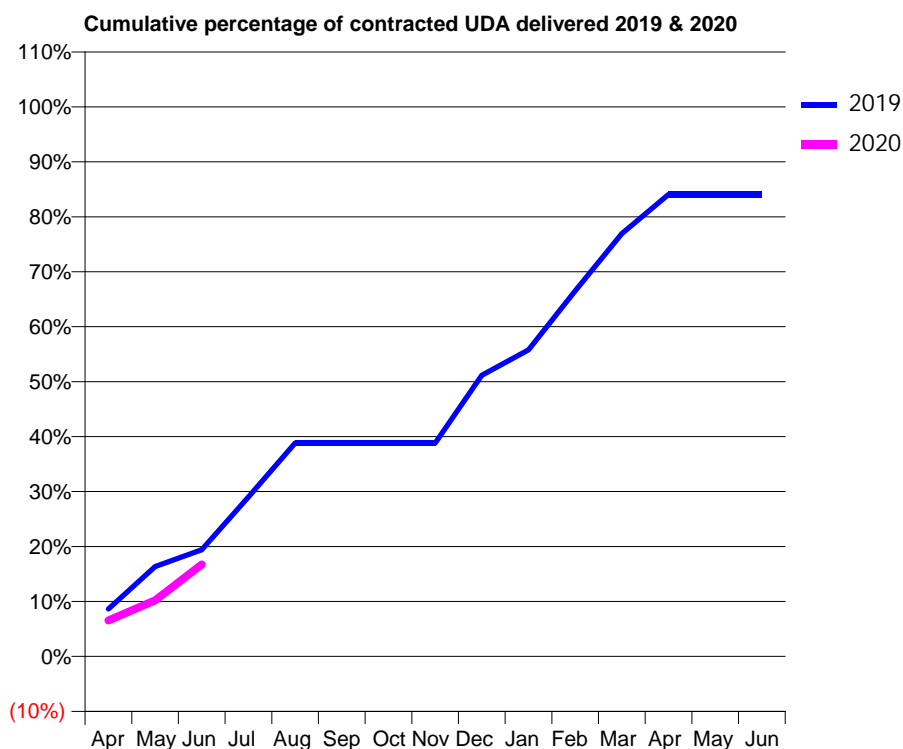
19/20 Contracted general activity (UDA)	520
Carry forward general activity (UDA)	0
19/20 Contracted orthodontic activity (UOA)	0
Carry forward orthodontic activity (UOA)	0
Baseline contract value	£12,364.69

ACCESS*

Patients seen in 24 months	Total	Change since previous quarter
Quarter ending June 2018	296	
Quarter ending September 2018	295	→
Quarter ending December 2018	305	↑
Quarter ending March 2019	294	↓
Quarter ending June 2019	302	↑
Variance since June 2018	2.0%	↑



ACTIVITY



Month	2019	2020
April	45	34
May	85	53
June	101	87
July	151	
August	202	
September	202	
October	202	
November	202	
December	266	
January	290	
February	346	
March	400	
April	437	
May	437	
June	437	

QUALITY

	Quantity	Base Number	Contract	AT	Region	England
% of FP17s for the same patient ID Re-attending within 3 months - Children	4	74	5.4%	10.7%	10.6%	11.4%
% of FP17s for the same patient ID Re-attending within 3 months - Adults	0	15	0.0%	14.5%	15.2%	15.4%
% of FP17s for the same patient ID Re-attending between 3 & 9 months - Children	31	74	41.9%	59.2%	62.3%	59.8%
% of FP17s for the same patient ID Re-attending between 3 & 9 months - Adults	5	15	33.3%	49.9%	53.3%	52.1%
% of FP17s for Band 1 Urgent Courses	0	73	0.0%	10.1%	9.7%	9.2%
% of FP17s Relating to Free Repair or Replacements	0	73	0.0%	0.6%	0.6%	0.7%
% of FP17s Relating to Continuations	0	73	0.0%	0.5%	0.8%	0.8%
% of Patients satisfied with the dentistry they have received	1	1	N/A	92.6%	93.4%	93.4%
% of Patients satisfied with the time they had to wait for an appointment	1	1	N/A	85.1%	86.8%	87.6%

* This is based on patients treated on this contract for their most recent course of treatment. Figures in italics indicate the base number of FP17s or Patient Questionnaire responses are less than 100. N/A is shown where the base number of responses is less than 10 during the period. % is calculated as Quantity/Base number*100

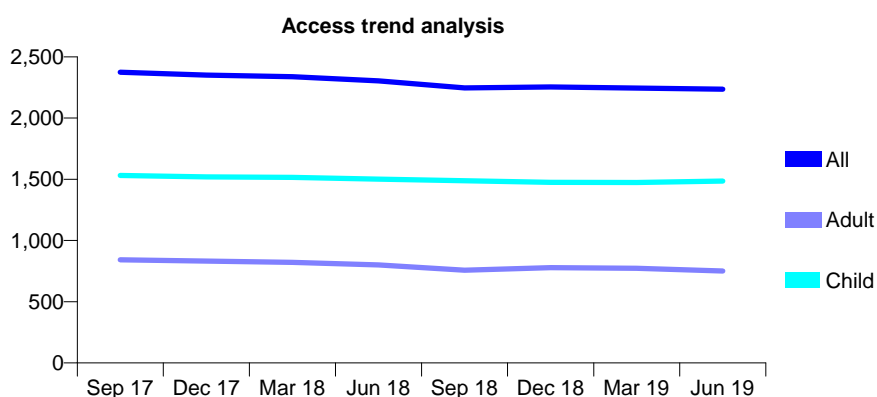
Q69 - Vital Signs At a Glance Contract Report for 912344/0001 - June 2019

Name or company name	MISS LE DAVIES
Contract type name	GDS Contract
Purpose of contract	General
Contract start date	01/04/2006
Contract end date	

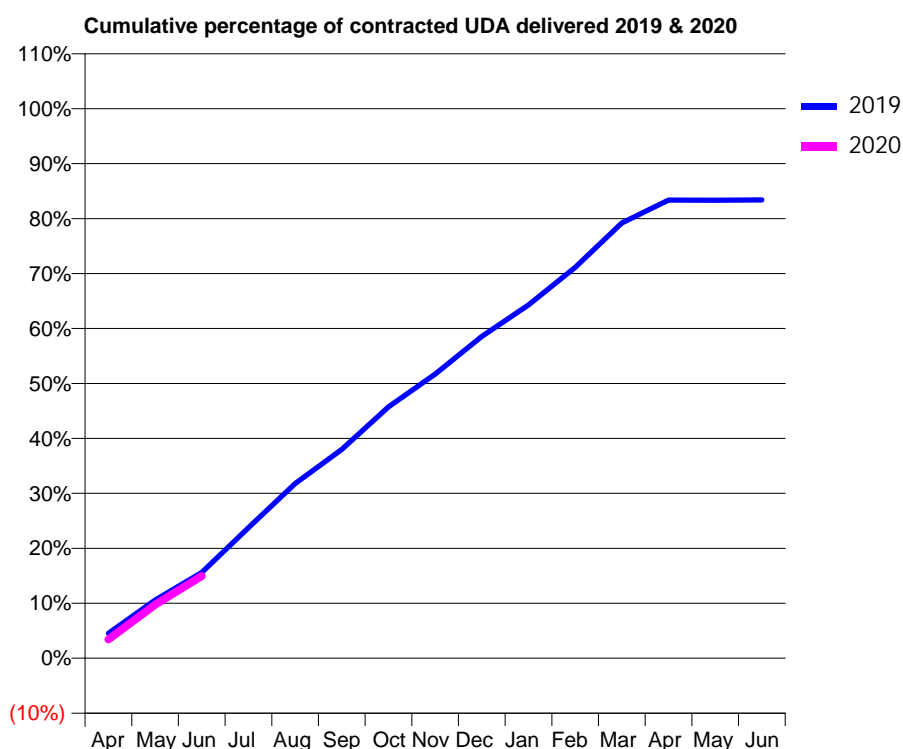
19/20 Contracted general activity (UDA)	5,439
Carry forward general activity (UDA)	0
19/20 Contracted orthodontic activity (UOA)	0
Carry forward orthodontic activity (UOA)	0
Baseline contract value	£116,170.81

ACCESS*

Patients seen in 24 months	Total	Change since previous quarter
Quarter ending June 2018	2,303	
Quarter ending September 2018	2,247	↓
Quarter ending December 2018	2,254	→
Quarter ending March 2019	2,246	→
Quarter ending June 2019	2,236	→
Variance since June 2018	(2.9%)	↓



ACTIVITY



Month	2019	2020
April	246	187
May	576	529
June	848	814
July	1,291	
August	1,729	
September	2,067	
October	2,487	
November	2,812	
December	3,184	
January	3,497	
February	3,869	
March	4,308	
April	4,534	
May	4,532	
June	4,536	

QUALITY

	Quantity	Base Number	Contract	AT	Region	England
% of FP17s for the same patient ID Re-attending within 3 months - Children	39	402	9.7%	10.7%	10.6%	11.4%
% of FP17s for the same patient ID Re-attending within 3 months - Adults	43	183	23.5%	14.5%	15.2%	15.4%
% of FP17s for the same patient ID Re-attending between 3 & 9 months - Children	168	402	41.8%	59.2%	62.3%	59.8%
% of FP17s for the same patient ID Re-attending between 3 & 9 months - Adults	74	183	40.4%	49.9%	53.3%	52.1%
% of FP17s for Band 1 Urgent Courses	49	476	10.3%	10.1%	9.7%	9.2%
% of FP17s Relating to Free Repair or Replacements	0	476	0.0%	0.6%	0.6%	0.7%
% of FP17s Relating to Continuations	0	476	0.0%	0.5%	0.8%	0.8%
% of Patients satisfied with the dentistry they have received	0	0	N/A	92.6%	93.4%	93.4%
% of Patients satisfied with the time they had to wait for an appointment	0	0	N/A	85.1%	86.8%	87.6%

* This is based on patients treated on this contract for their most recent course of treatment.

Figures in italics indicate the base number of FP17s or Patient Questionnaire responses are less than 100. N/A is shown where the base number of responses is less than 10 during the period. % is calculated as Quantity/Base number*100

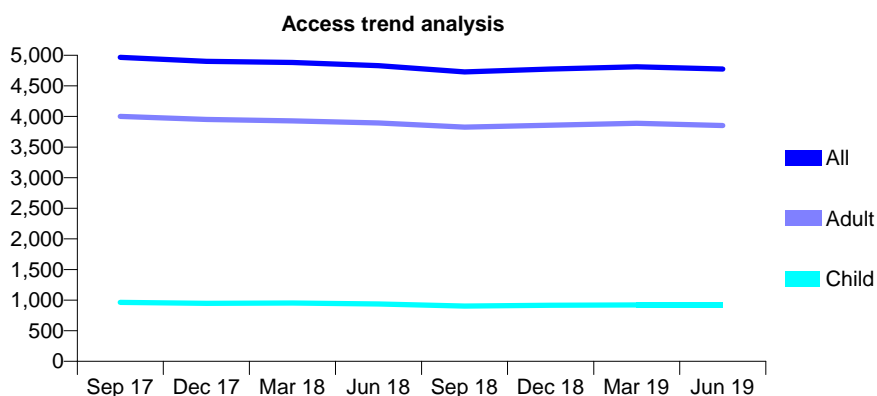
Q69 - Vital Signs At a Glance Contract Report for 915211/0001 - June 2019

Name or company name	MISS A CHANDARIA
Contract type name	GDS Contract
Purpose of contract	General
Contract start date	01/04/2006
Contract end date	

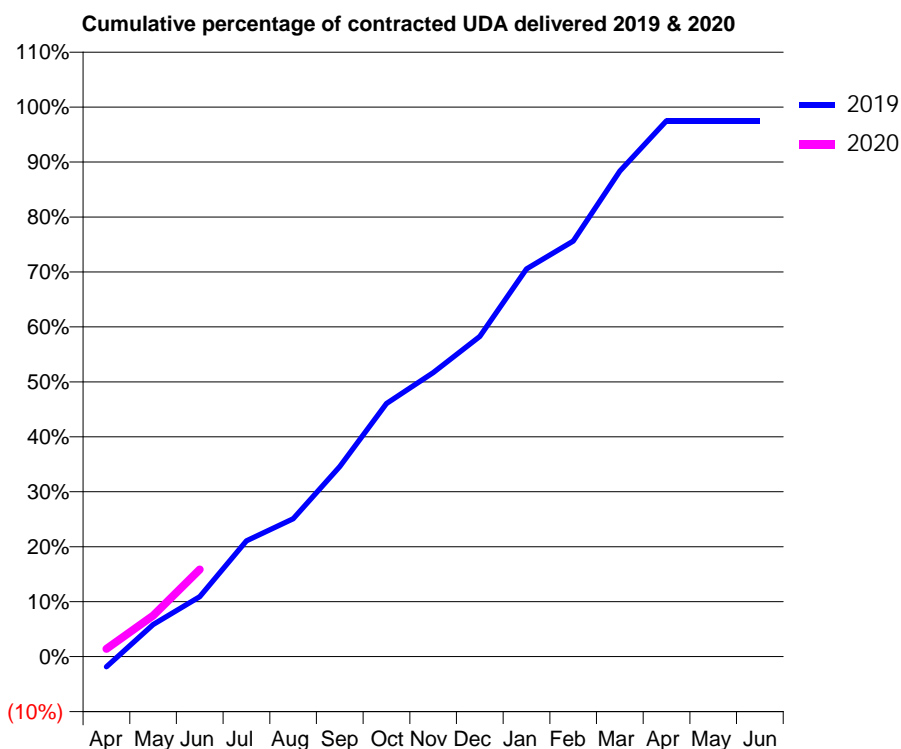
19/20 Contracted general activity (UDA)	12,723
Carry forward general activity (UDA)	0
19/20 Contracted orthodontic activity (UOA)	0
Carry forward orthodontic activity (UOA)	0
Baseline contract value	£310,430.35

ACCESS*

Patients seen in 24 months	Total	Change since previous quarter
Quarter ending June 2018	4,832	
Quarter ending September 2018	4,729	↓
Quarter ending December 2018	4,774	→
Quarter ending March 2019	4,812	→
Quarter ending June 2019	4,774	→
Variance since June 2018	(1.2%)	↓



ACTIVITY



Month	Adjusted Scheduled Activity (UDA)	
	2019	2020
April	-243	181
May	750	950
June	1,403	2,019
July	2,715	
August	3,231	
September	4,453	
October	5,927	
November	6,653	
December	7,498	
January	9,084	
February	9,731	
March	11,374	
April	12,553	
May	12,553	
June	12,553	

QUALITY

	Quantity	Base Number	Contract	AT	Region	England
% of FP17s for the same patient ID Re-attending within 3 months - Children	20	260	7.7%	10.7%	10.6%	11.4%
% of FP17s for the same patient ID Re-attending within 3 months - Adults	122	1,293	9.4%	14.5%	15.2%	15.4%
% of FP17s for the same patient ID Re-attending between 3 & 9 months - Children	114	260	43.8%	59.2%	62.3%	59.8%
% of FP17s for the same patient ID Re-attending between 3 & 9 months - Adults	731	1,293	56.5%	49.9%	53.3%	52.1%
% of FP17s for Band 1 Urgent Courses	93	1,054	8.8%	10.1%	9.7%	9.2%
% of FP17s Relating to Free Repair or Replacements	1	1,054	0.1%	0.6%	0.6%	0.7%
% of FP17s Relating to Continuations	2	1,054	0.2%	0.5%	0.8%	0.8%
% of Patients satisfied with the dentistry they have received	5	5	N/A	92.6%	93.4%	93.4%
% of Patients satisfied with the time they had to wait for an appointment	5	5	N/A	85.1%	86.8%	87.6%

* This is based on patients treated on this contract for their most recent course of treatment. Figures in italics indicate the base number of FP17s or Patient Questionnaire responses are less than 100. N/A is shown where the base number of responses is less than 10 during the period. % is calculated as Quantity/Base number*100

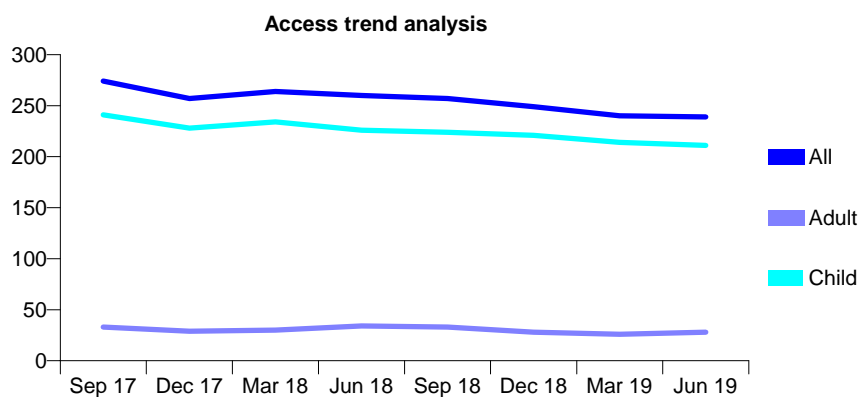
Q69 - Vital Signs At a Glance Contract Report for 915564/0001 - June 2019

Name or company name	MR JM PATEL
Contract type name	GDS Contract
Purpose of contract	General
Contract start date	01/04/2006
Contract end date	

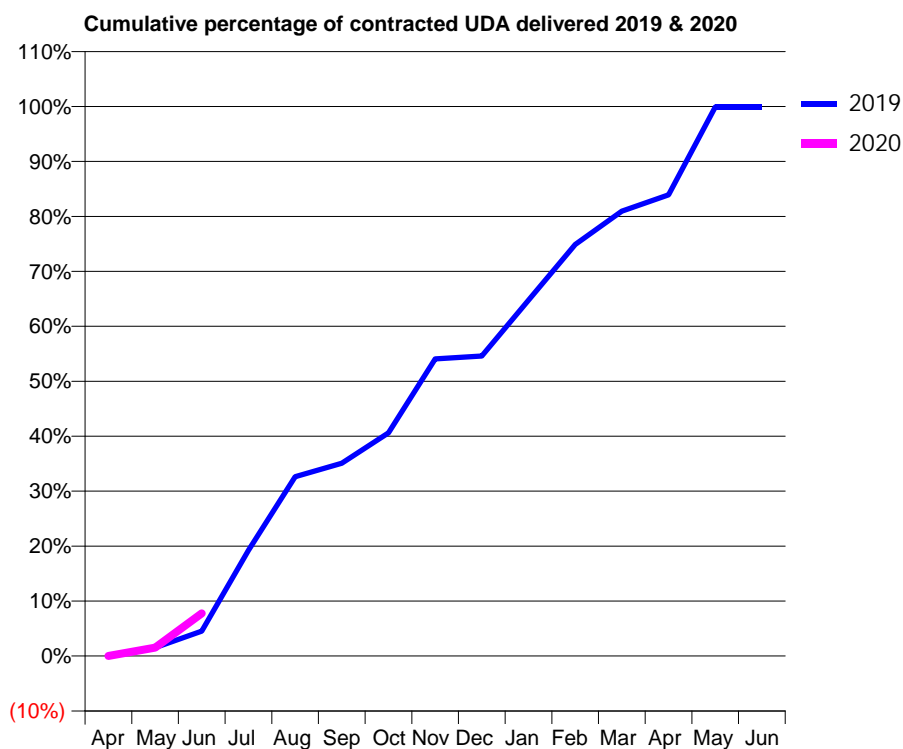
19/20 Contracted general activity (UDA)	580
Carry forward general activity (UDA)	0
19/20 Contracted orthodontic activity (UOA)	0
Carry forward orthodontic activity (UOA)	0
Baseline contract value	£11,486.51

ACCESS*

Patients seen in 24 months	Total	Change since previous quarter
Quarter ending June 2018	260	
Quarter ending September 2018	257	↓
Quarter ending December 2018	249	↓
Quarter ending March 2019	240	↓
Quarter ending June 2019	239	→
Variance since June 2018	(8.1%)	↓



ACTIVITY



Month	Adjusted Scheduled Activity (UDA)	
	2019	2020
April	0	0
May	9	9
June	26	45
July	112	
August	189	
September	203	
October	236	
November	314	
December	317	
January	376	
February	434	
March	469	
April	487	
May	579	
June	579	

QUALITY

	Quantity	Base Number	Contract	AT	Region	England
% of FP17s for the same patient ID Re-attending within 3 months - Children	3	96	3.1%	10.7%	10.6%	11.4%
% of FP17s for the same patient ID Re-attending within 3 months - Adults	0	0	N/A	14.5%	15.2%	15.4%
% of FP17s for the same patient ID Re-attending between 3 & 9 months - Children	74	96	77.1%	59.2%	62.3%	59.8%
% of FP17s for the same patient ID Re-attending between 3 & 9 months - Adults	0	0	N/A	49.9%	53.3%	52.1%
% of FP17s for Band 1 Urgent Courses	0	31	0.0%	10.1%	9.7%	9.2%
% of FP17s Relating to Free Repair or Replacements	0	31	0.0%	0.6%	0.6%	0.7%
% of FP17s Relating to Continuations	0	31	0.0%	0.5%	0.8%	0.8%
% of Patients satisfied with the dentistry they have received	0	0	N/A	92.6%	93.4%	93.4%
% of Patients satisfied with the time they had to wait for an appointment	0	0	N/A	85.1%	86.8%	87.6%

* This is based on patients treated on this contract for their most recent course of treatment. Figures in italics indicate the base number of FP17s or Patient Questionnaire responses are less than 100. N/A is shown where the base number of responses is less than 10 during the period. % is calculated as Quantity/Base number*100

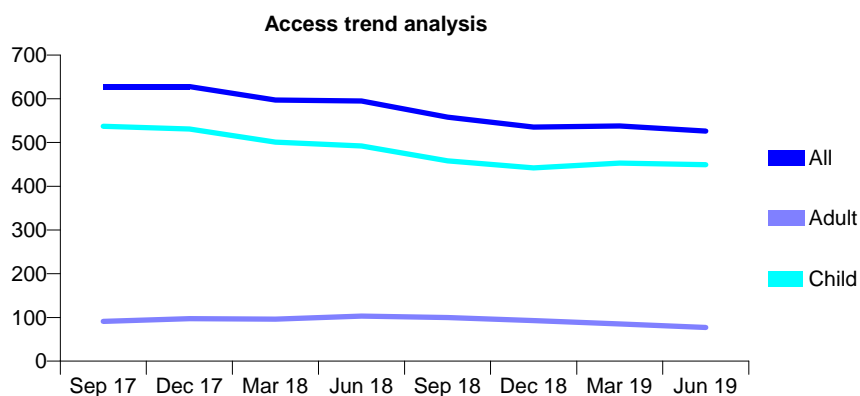
Q69 - Vital Signs At a Glance Contract Report for 916439/0001 - June 2019

Name or company name	MR A SYED
Contract type name	GDS Contract
Purpose of contract	General
Contract start date	01/04/2006
Contract end date	

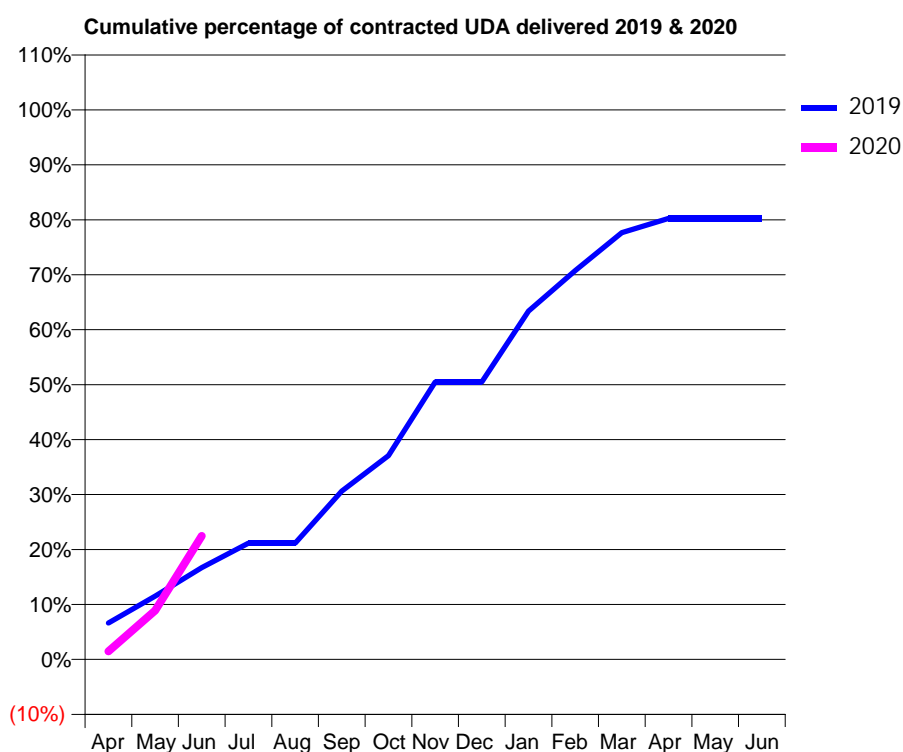
19/20 Contracted general activity (UDA)	700
Carry forward general activity (UDA)	0
19/20 Contracted orthodontic activity (UOA)	0
Carry forward orthodontic activity (UOA)	0
Baseline contract value	£16,313.06

ACCESS*

Patients seen in 24 months	Total	Change since previous quarter
Quarter ending June 2018	595	
Quarter ending September 2018	558	↓
Quarter ending December 2018	535	↓
Quarter ending March 2019	538	→
Quarter ending June 2019	526	↓
Variance since June 2018	(11.6%)	↓



ACTIVITY



Month	2019	2020
April	64	10
May	111	62
June	161	157
July	204	
August	204	
September	295	
October	357	
November	486	
December	486	
January	610	
February	681	
March	748	
April	773	
May	773	
June	773	

QUALITY

	Quantity	Base Number	Contract	AT	Region	England
% of FP17s for the same patient ID Re-attending within 3 months - Children	7	141	5.0%	10.7%	10.6%	11.4%
% of FP17s for the same patient ID Re-attending within 3 months - Adults	0	9	0.0%	14.5%	15.2%	15.4%
% of FP17s for the same patient ID Re-attending between 3 & 9 months - Children	78	141	55.3%	59.2%	62.3%	59.8%
% of FP17s for the same patient ID Re-attending between 3 & 9 months - Adults	5	9	55.6%	49.9%	53.3%	52.1%
% of FP17s for Band 1 Urgent Courses	1	131	0.8%	10.1%	9.7%	9.2%
% of FP17s Relating to Free Repair or Replacements	0	131	0.0%	0.6%	0.6%	0.7%
% of FP17s Relating to Continuations	0	131	0.0%	0.5%	0.8%	0.8%
% of Patients satisfied with the dentistry they have received	0	0	N/A	92.6%	93.4%	93.4%
% of Patients satisfied with the time they had to wait for an appointment	0	0	N/A	85.1%	86.8%	87.6%

* This is based on patients treated on this contract for their most recent course of treatment. Figures in italics indicate the base number of FP17s or Patient Questionnaire responses are less than 100. N/A is shown where the base number of responses is less than 10 during the period. % is calculated as Quantity/Base number*100

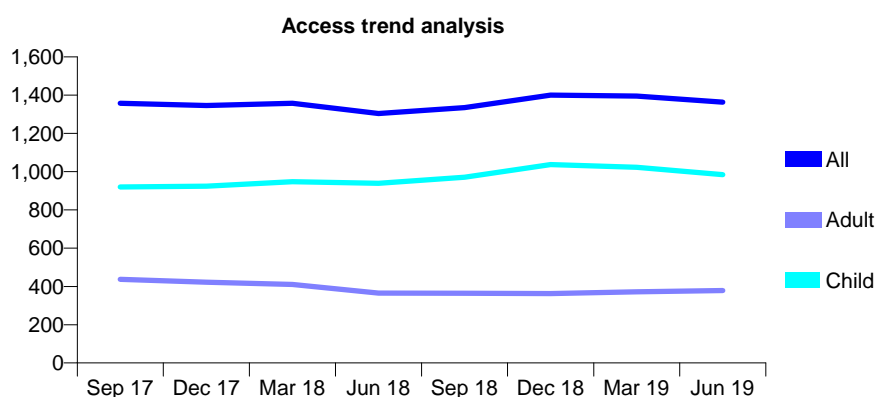
Q69 - Vital Signs At a Glance Contract Report for 917044/0001 - June 2019

Name or company name	MISS M KHANNA
Contract type name	GDS Contract
Purpose of contract	General
Contract start date	01/04/2006
Contract end date	

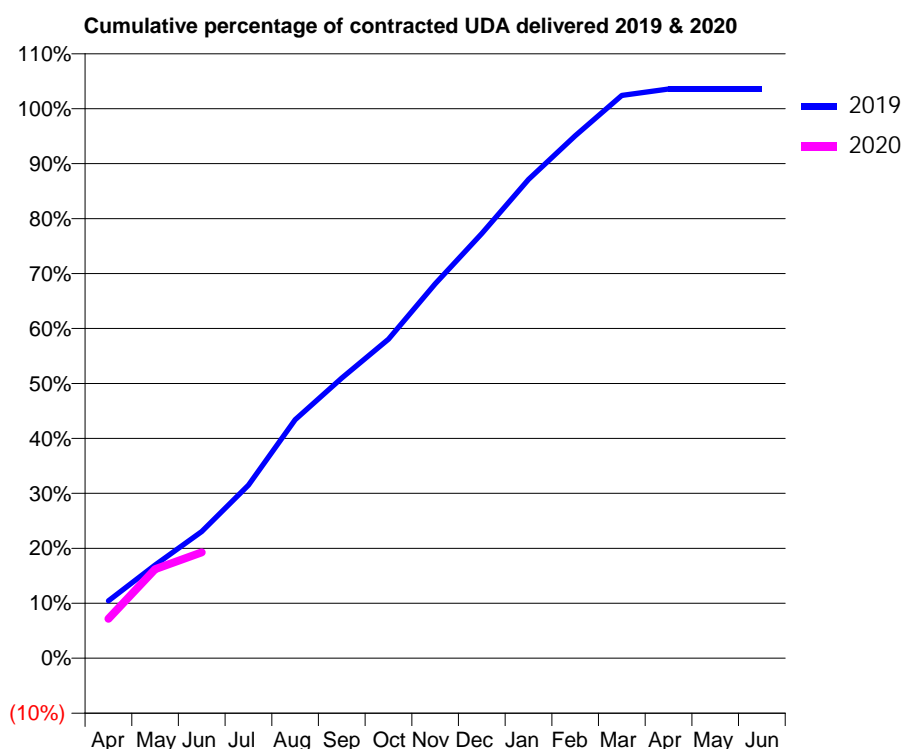
19/20 Contracted general activity (UDA)	3,000
Carry forward general activity (UDA)	0
19/20 Contracted orthodontic activity (UOA)	0
Carry forward orthodontic activity (UOA)	0
Baseline contract value	£65,122.14

ACCESS*

Patients seen in 24 months	Total	Change since previous quarter
Quarter ending June 2018	1,304	
Quarter ending September 2018	1,335	↑
Quarter ending December 2018	1,400	↑
Quarter ending March 2019	1,395	→
Quarter ending June 2019	1,363	↓
Variance since June 2018	4.5%	↑



ACTIVITY



Month	2019	2020
April	329	215
May	534	486
June	726	578
July	992	
August	1,367	
September	1,606	
October	1,829	
November	2,146	
December	2,435	
January	2,744	
February	2,994	
March	3,226	
April	3,263	
May	3,263	
June	3,263	

QUALITY

	Quantity	Base Number	Contract	AT	Region	England
% of FP17s for the same patient ID Re-attending within 3 months - Children	27	273	9.9%	10.7%	10.6%	11.4%
% of FP17s for the same patient ID Re-attending within 3 months - Adults	12	68	17.6%	14.5%	15.2%	15.4%
% of FP17s for the same patient ID Re-attending between 3 & 9 months - Children	174	273	63.7%	59.2%	62.3%	59.8%
% of FP17s for the same patient ID Re-attending between 3 & 9 months - Adults	21	68	30.9%	49.9%	53.3%	52.1%
% of FP17s for Band 1 Urgent Courses	14	329	4.3%	10.1%	9.7%	9.2%
% of FP17s Relating to Free Repair or Replacements	0	329	0.0%	0.6%	0.6%	0.7%
% of FP17s Relating to Continuations	6	329	1.8%	0.5%	0.8%	0.8%
% of Patients satisfied with the dentistry they have received	1	1	N/A	92.6%	93.4%	93.4%
% of Patients satisfied with the time they had to wait for an appointment	1	1	N/A	85.1%	86.8%	87.6%

* This is based on patients treated on this contract for their most recent course of treatment.

Figures in italics indicate the base number of FP17s or Patient Questionnaire responses are less than 100. N/A is shown where the base number of responses is less than 10 during the period. % is calculated as Quantity/Base number*100

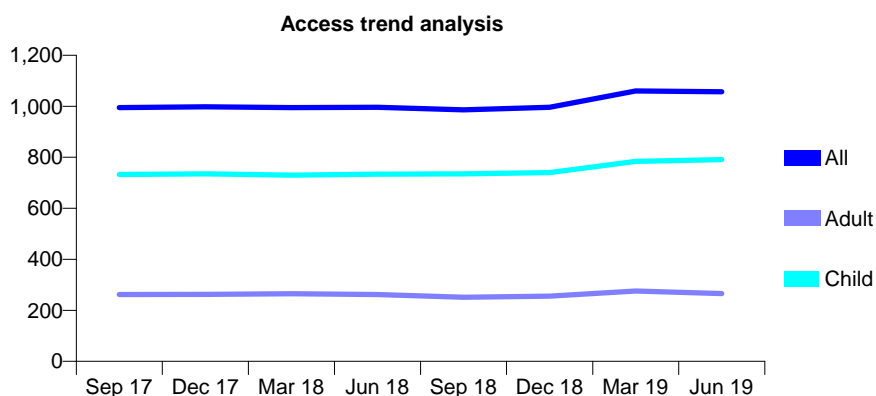
Q69 - Vital Signs At a Glance Contract Report for 919306/0001 - June 2019

Name or company name	20/20 Dental Practice Limited
Contract type name	GDS Contract
Purpose of contract	General
Contract start date	01/04/2006
Contract end date	

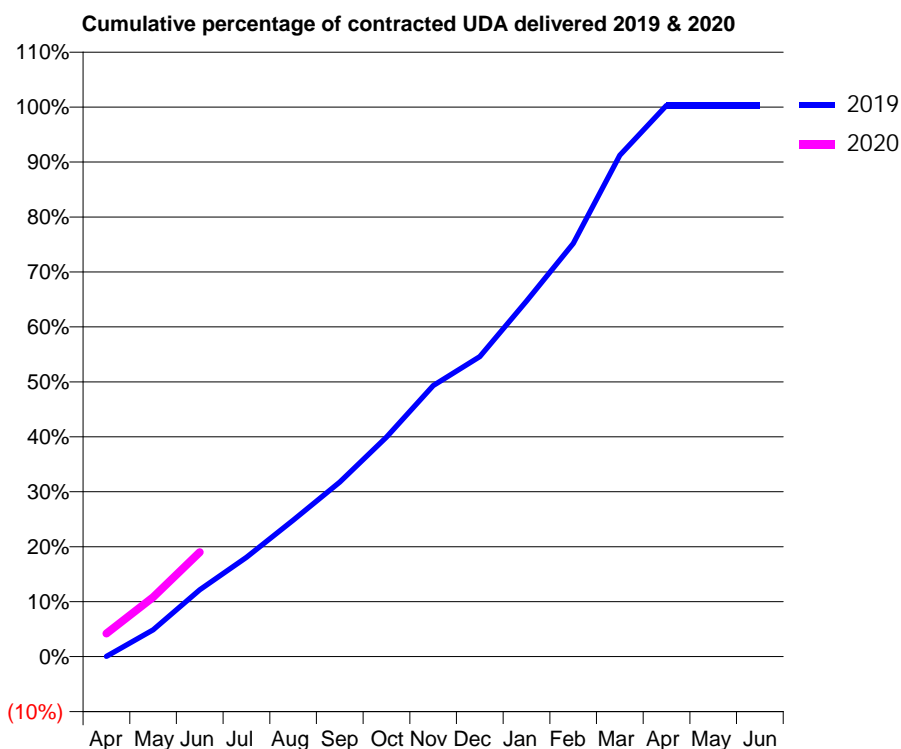
19/20 Contracted general activity (UDA)	3,200
Carry forward general activity (UDA)	0
19/20 Contracted orthodontic activity (UOA)	0
Carry forward orthodontic activity (UOA)	0
Baseline contract value	£76,108.71

ACCESS*

Patients seen in 24 months	Total	Change since previous quarter
Quarter ending June 2018	996	
Quarter ending September 2018	986	↓
Quarter ending December 2018	996	→
Quarter ending March 2019	1,060	↑
Quarter ending June 2019	1,057	→
Variance since June 2018	6.1%	↑



ACTIVITY



Month	Adjusted Scheduled Activity (UDA)	
	2019	2020
April	2	135
May	157	346
June	389	608
July	578	
August	795	
September	1,016	
October	1,279	
November	1,578	
December	1,747	
January	2,071	
February	2,406	
March	2,920	
April	3,210	
May	3,210	
June	3,210	

QUALITY

	Quantity	Base Number	Contract	AT	Region	England
% of FP17s for the same patient ID Re-attending within 3 months - Children	53	324	16.4%	10.7%	10.6%	11.4%
% of FP17s for the same patient ID Re-attending within 3 months - Adults	26	75	34.7%	14.5%	15.2%	15.4%
% of FP17s for the same patient ID Re-attending between 3 & 9 months - Children	195	324	60.2%	59.2%	62.3%	59.8%
% of FP17s for the same patient ID Re-attending between 3 & 9 months - Adults	32	75	42.7%	49.9%	53.3%	52.1%
% of FP17s for Band 1 Urgent Courses	22	293	7.5%	10.1%	9.7%	9.2%
% of FP17s Relating to Free Repair or Replacements	0	293	0.0%	0.6%	0.6%	0.7%
% of FP17s Relating to Continuations	1	293	0.3%	0.5%	0.8%	0.8%
% of Patients satisfied with the dentistry they have received	0	0	N/A	92.6%	93.4%	93.4%
% of Patients satisfied with the time they had to wait for an appointment	0	0	N/A	85.1%	86.8%	87.6%

* This is based on patients treated on this contract for their most recent course of treatment. Figures in italics indicate the base number of FP17s or Patient Questionnaire responses are less than 100. N/A is shown where the base number of responses is less than 10 during the period. % is calculated as Quantity/Base number*100

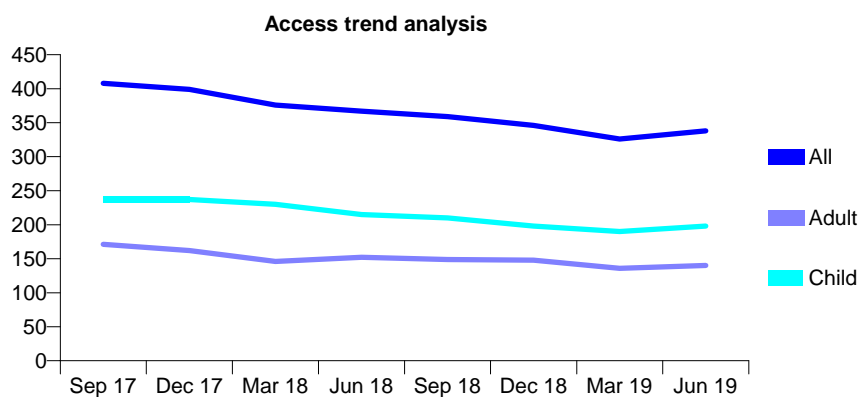
Q69 - Vital Signs At a Glance Contract Report for 920525/0001 - June 2019

Name or company name	The HW Dental Centre
Contract type name	GDS Contract
Purpose of contract	General
Contract start date	01/04/2006
Contract end date	

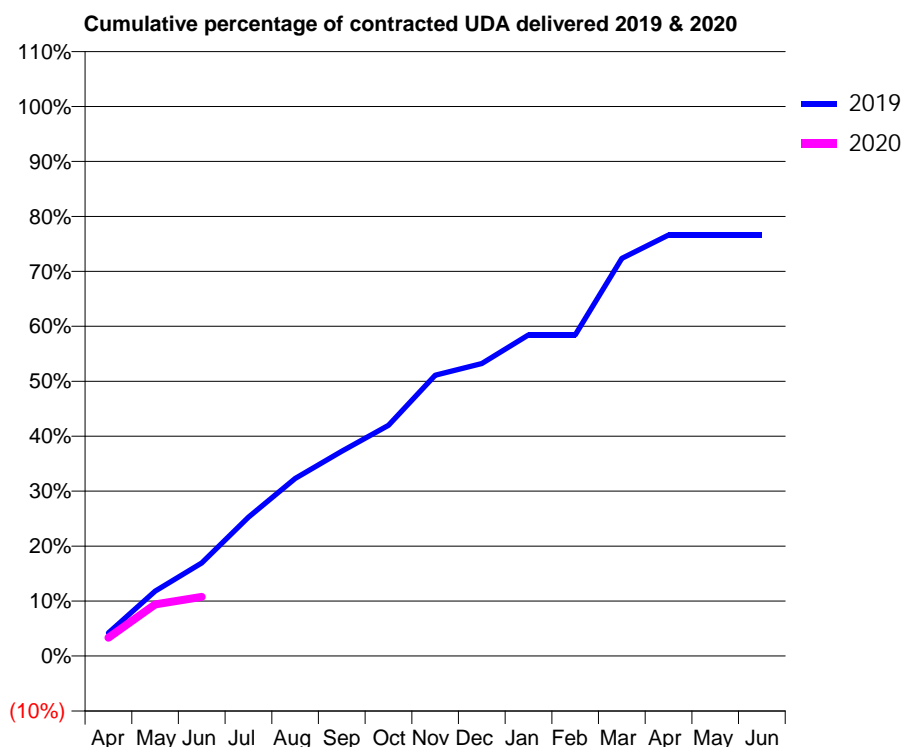
19/20 Contracted general activity (UDA)	1,635
Carry forward general activity (UDA)	0
19/20 Contracted orthodontic activity (UOA)	0
Carry forward orthodontic activity (UOA)	0
Baseline contract value	£40,420.67

ACCESS*

Patients seen in 24 months	Total	Change since previous quarter
Quarter ending June 2018	367	
Quarter ending September 2018	359	↓
Quarter ending December 2018	346	↓
Quarter ending March 2019	326	↓
Quarter ending June 2019	338	↑
Variance since June 2018	(7.9%)	↓



ACTIVITY



Month	Adjusted Scheduled Activity (UDA)	
	2019	2020
April	69	54
May	193	154
June	277	176
July	413	
August	528	
September	609	
October	686	
November	835	
December	870	
January	955	
February	955	
March	1,183	
April	1,252	
May	1,252	
June	1,252	

QUALITY

	Quantity	Base Number	Contract	AT	Region	England
% of FP17s for the same patient ID Re-attending within 3 months - Children	1	50	2.0%	10.7%	10.6%	11.4%
% of FP17s for the same patient ID Re-attending within 3 months - Adults	7	26	26.9%	14.5%	15.2%	15.4%
% of FP17s for the same patient ID Re-attending between 3 & 9 months - Children	18	50	36.0%	59.2%	62.3%	59.8%
% of FP17s for the same patient ID Re-attending between 3 & 9 months - Adults	12	26	46.2%	49.9%	53.3%	52.1%
% of FP17s for Band 1 Urgent Courses	4	61	6.6%	10.1%	9.7%	9.2%
% of FP17s Relating to Free Repair or Replacements	0	61	0.0%	0.6%	0.6%	0.7%
% of FP17s Relating to Continuations	0	61	0.0%	0.5%	0.8%	0.8%
% of Patients satisfied with the dentistry they have received	0	0	N/A	92.6%	93.4%	93.4%
% of Patients satisfied with the time they had to wait for an appointment	0	0	N/A	85.1%	86.8%	87.6%

* This is based on patients treated on this contract for their most recent course of treatment. Figures in italics indicate the base number of FP17s or Patient Questionnaire responses are less than 100. N/A is shown where the base number of responses is less than 10 during the period. % is calculated as Quantity/Base number*100

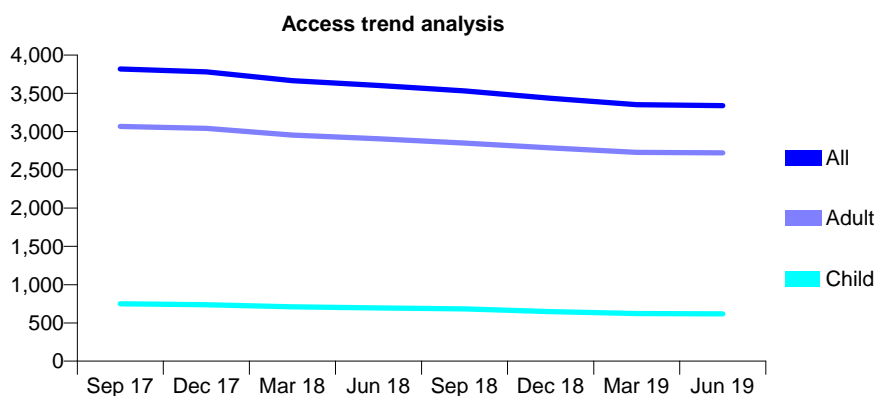
Q69 - Vital Signs At a Glance Contract Report for 920592/0001 - June 2019

Name or company name	MR AJ CROSBIE
Contract type name	GDS Contract
Purpose of contract	General
Contract start date	01/02/2009
Contract end date	

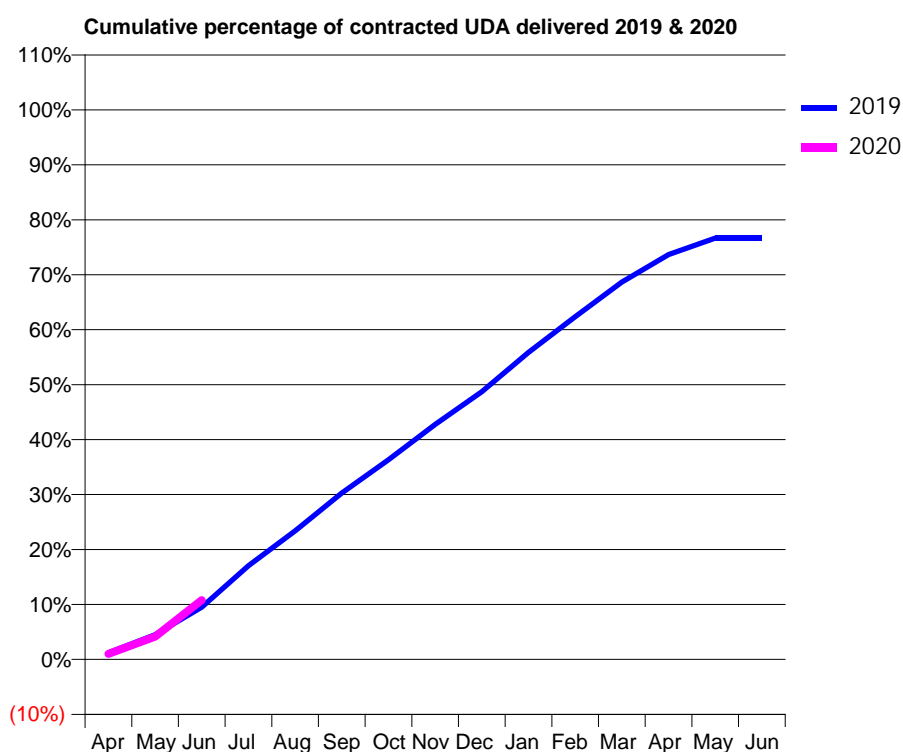
19/20 Contracted general activity (UDA)	10,001
Carry forward general activity (UDA)	0
19/20 Contracted orthodontic activity (UOA)	0
Carry forward orthodontic activity (UOA)	0
Baseline contract value	£241,388.52

ACCESS*

Patients seen in 24 months	Total	Change since previous quarter
Quarter ending June 2018	3,601	
Quarter ending September 2018	3,532	↓
Quarter ending December 2018	3,435	↓
Quarter ending March 2019	3,352	↓
Quarter ending June 2019	3,339	→
Variance since June 2018	(7.3%)	↓



ACTIVITY



Month	2019	2020
April	120	101
May	451	416
June	952	1,078
July	1,704	
August	2,340	
September	3,027	
October	3,635	
November	4,278	
December	4,871	
January	5,588	
February	6,236	
March	6,867	
April	7,367	
May	7,668	
June	7,668	

QUALITY

	Quantity	Base Number	Contract	AT	Region	England
% of FP17s for the same patient ID Re-attending within 3 months - Children	7	213	3.3%	10.7%	10.6%	11.4%
% of FP17s for the same patient ID Re-attending within 3 months - Adults	106	937	11.3%	14.5%	15.2%	15.4%
% of FP17s for the same patient ID Re-attending between 3 & 9 months - Children	131	213	61.5%	59.2%	62.3%	59.8%
% of FP17s for the same patient ID Re-attending between 3 & 9 months - Adults	585	937	62.4%	49.9%	53.3%	52.1%
% of FP17s for Band 1 Urgent Courses	35	638	5.5%	10.1%	9.7%	9.2%
% of FP17s Relating to Free Repair or Replacements	2	638	0.3%	0.6%	0.6%	0.7%
% of FP17s Relating to Continuations	5	638	0.8%	0.5%	0.8%	0.8%
% of Patients satisfied with the dentistry they have received	3	3	N/A	92.6%	93.4%	93.4%
% of Patients satisfied with the time they had to wait for an appointment	3	3	N/A	85.1%	86.8%	87.6%

* This is based on patients treated on this contract for their most recent course of treatment. Figures in italics indicate the base number of FP17s or Patient Questionnaire responses are less than 100. N/A is shown where the base number of responses is less than 10 during the period. % is calculated as Quantity/Base number*100

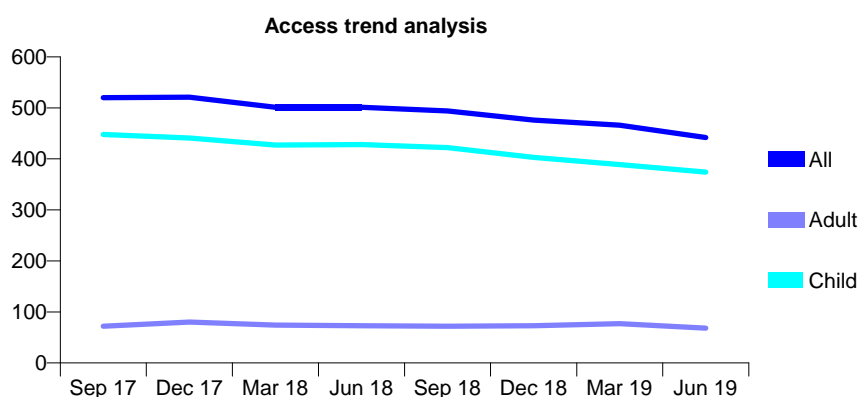
Q69 - Vital Signs At a Glance Contract Report for 920738/0002 - June 2019

Name or company name	MR A KOTHARI
Contract type name	GDS Contract
Purpose of contract	General
Contract start date	01/04/2006
Contract end date	

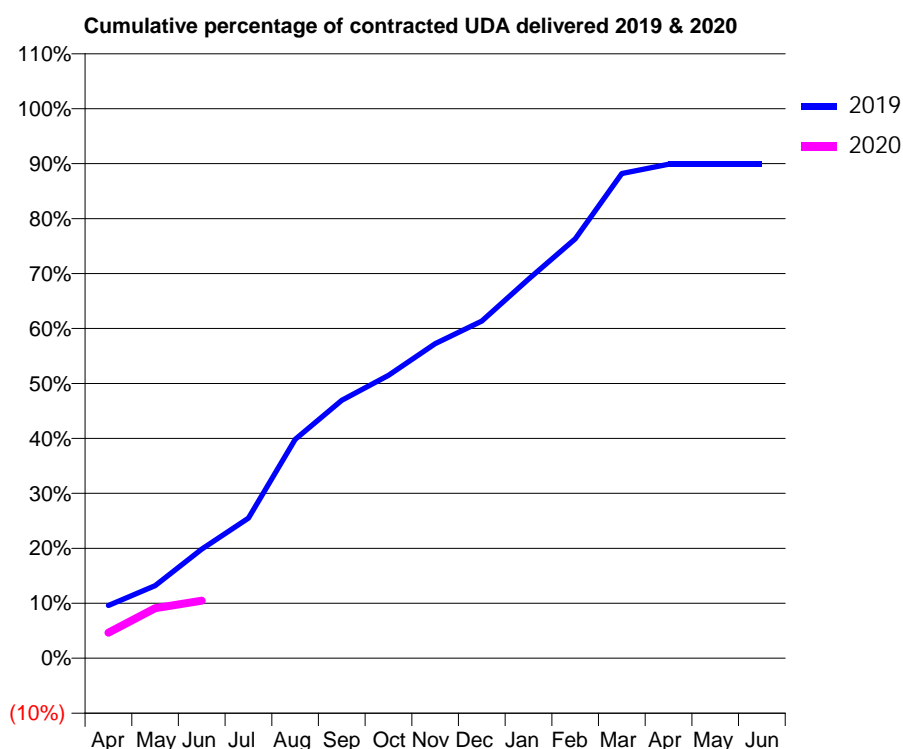
19/20 Contracted general activity (UDA)	945
Carry forward general activity (UDA)	0
19/20 Contracted orthodontic activity (UOA)	0
Carry forward orthodontic activity (UOA)	0
Baseline contract value	£23,078.23

ACCESS*

Patients seen in 24 months	Total	Change since previous quarter
Quarter ending June 2018	501	
Quarter ending September 2018	494	↓
Quarter ending December 2018	476	↓
Quarter ending March 2019	466	↓
Quarter ending June 2019	442	↓
Variance since June 2018	(11.8%)	↓



ACTIVITY



Month	2019	2020
April	91	44
May	125	86
June	188	99
July	241	
August	376	
September	443	
October	487	
November	541	
December	580	
January	652	
February	721	
March	833	
April	849	
May	849	
June	849	

QUALITY

	Quantity	Base Number	Contract	AT	Region	England
% of FP17s for the same patient ID Re-attending within 3 months - Children	5	101	5.0%	10.7%	10.6%	11.4%
% of FP17s for the same patient ID Re-attending within 3 months - Adults	1	5	20.0%	14.5%	15.2%	15.4%
% of FP17s for the same patient ID Re-attending between 3 & 9 months - Children	78	101	77.2%	59.2%	62.3%	59.8%
% of FP17s for the same patient ID Re-attending between 3 & 9 months - Adults	2	5	40.0%	49.9%	53.3%	52.1%
% of FP17s for Band 1 Urgent Courses	0	93	0.0%	10.1%	9.7%	9.2%
% of FP17s Relating to Free Repair or Replacements	0	93	0.0%	0.6%	0.6%	0.7%
% of FP17s Relating to Continuations	0	93	0.0%	0.5%	0.8%	0.8%
% of Patients satisfied with the dentistry they have received	0	0	N/A	92.6%	93.4%	93.4%
% of Patients satisfied with the time they had to wait for an appointment	0	0	N/A	85.1%	86.8%	87.6%

* This is based on patients treated on this contract for their most recent course of treatment.

Figures in italics indicate the base number of FP17s or Patient Questionnaire responses are less than 100. N/A is shown where the base number of responses is less than 10 during the period. % is calculated as Quantity/Base number*100

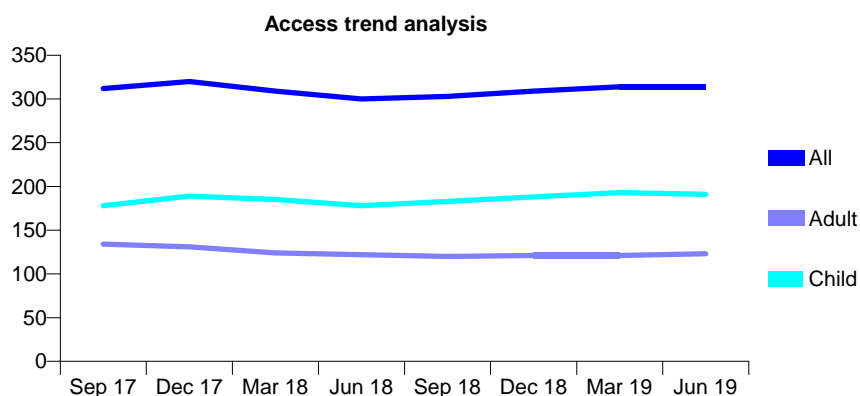
Q69 - Vital Signs At a Glance Contract Report for 921270/0001 - June 2019

Name or company name	Mark Gosztonyi, Mark Hamburger and Rebo
Contract type name	GDS Contract
Purpose of contract	General
Contract start date	01/04/2006
Contract end date	

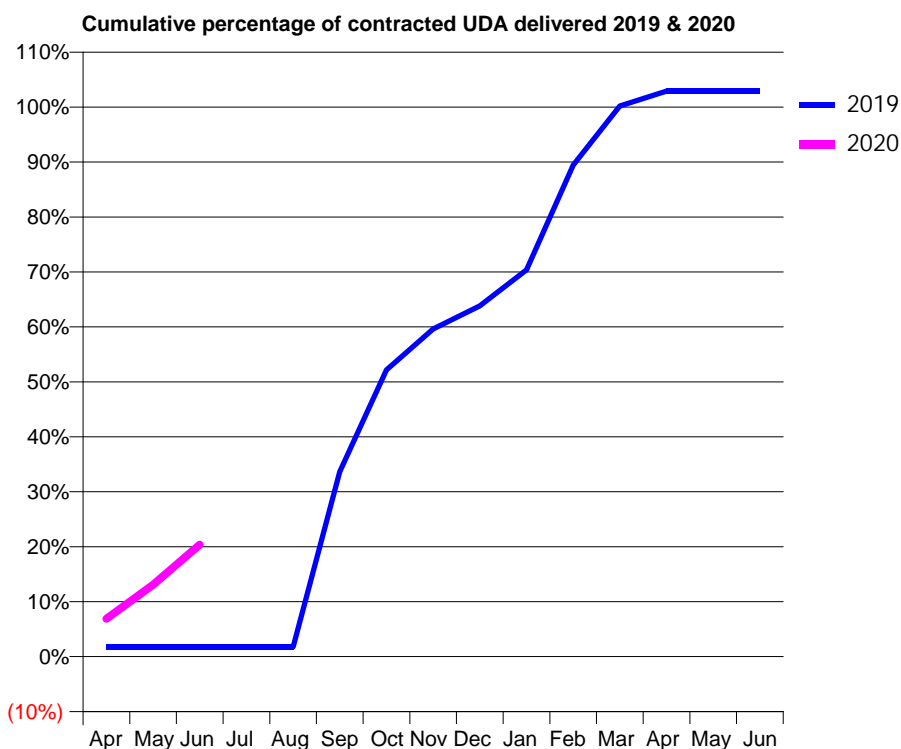
19/20 Contracted general activity (UDA)	550
Carry forward general activity (UDA)	0
19/20 Contracted orthodontic activity (UOA)	0
Carry forward orthodontic activity (UOA)	0
Baseline contract value	£12,647.00

ACCESS*

Patients seen in 24 months	Total	Change since previous quarter
Quarter ending June 2018	300	
Quarter ending September 2018	303	→
Quarter ending December 2018	309	→
Quarter ending March 2019	314	→
Quarter ending June 2019	314	→
Variance since June 2018	4.7%	↑



ACTIVITY



Month	Adjusted Scheduled Activity (UDA)	
	2019	2020
April	10	38
May	10	72
June	10	112
July	10	
August	10	
September	185	
October	287	
November	328	
December	351	
January	387	
February	492	
March	551	
April	566	
May	566	
June	566	

QUALITY

	Quantity	Base Number	Contract	AT	Region	England
% of FP17s for the same patient ID Re-attending within 3 months - Children	0	57	0.0%	10.7%	10.6%	11.4%
% of FP17s for the same patient ID Re-attending within 3 months - Adults	3	34	8.8%	14.5%	15.2%	15.4%
% of FP17s for the same patient ID Re-attending between 3 & 9 months - Children	36	57	63.2%	59.2%	62.3%	59.8%
% of FP17s for the same patient ID Re-attending between 3 & 9 months - Adults	18	34	52.9%	49.9%	53.3%	52.1%
% of FP17s for Band 1 Urgent Courses	0	80	0.0%	10.1%	9.7%	9.2%
% of FP17s Relating to Free Repair or Replacements	0	80	0.0%	0.6%	0.6%	0.7%
% of FP17s Relating to Continuations	0	80	0.0%	0.5%	0.8%	0.8%
% of Patients satisfied with the dentistry they have received	0	0	N/A	92.6%	93.4%	93.4%
% of Patients satisfied with the time they had to wait for an appointment	0	0	N/A	85.1%	86.8%	87.6%

* This is based on patients treated on this contract for their most recent course of treatment. Figures in italics indicate the base number of FP17s or Patient Questionnaire responses are less than 100. N/A is shown where the base number of responses is less than 10 during the period. % is calculated as Quantity/Base number*100

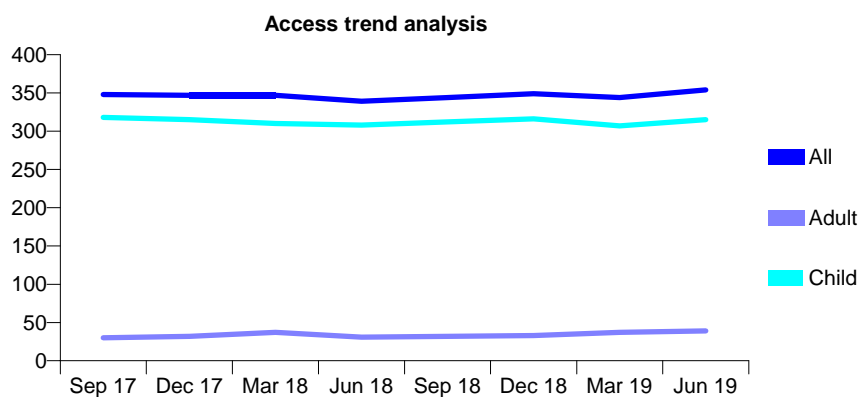
Q69 - Vital Signs At a Glance Contract Report for 924865/0003 - June 2019

Name or company name	Owlsmoor Dental Surgery
Contract type name	GDS Contract
Purpose of contract	General
Contract start date	28/05/2013
Contract end date	

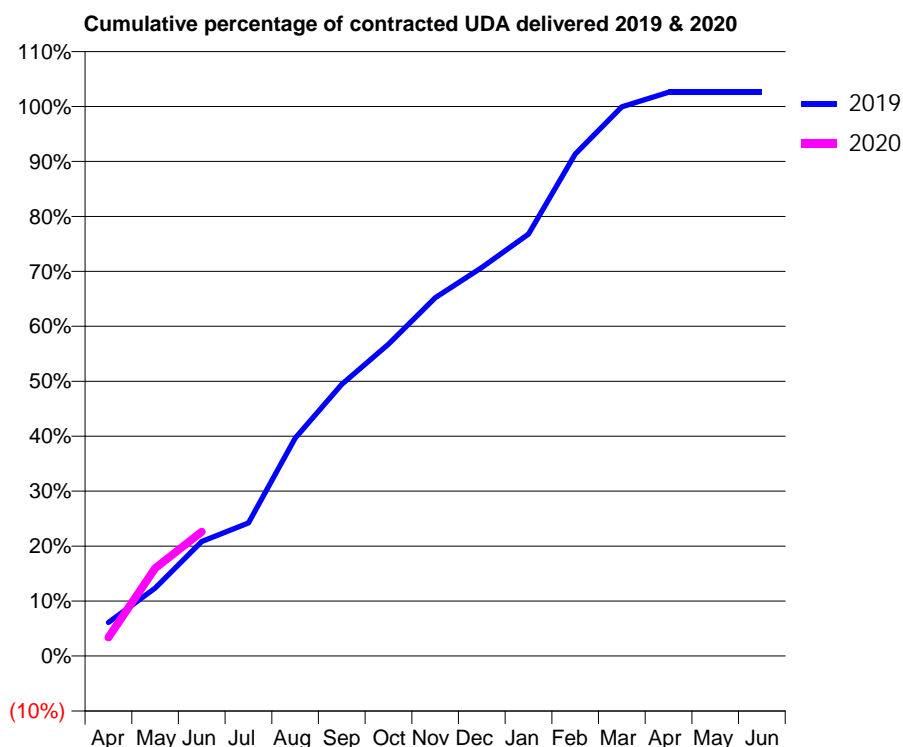
19/20 Contracted general activity (UDA)	675
Carry forward general activity (UDA)	0
19/20 Contracted orthodontic activity (UOA)	0
Carry forward orthodontic activity (UOA)	0
Baseline contract value	£18,338.71

ACCESS*

Patients seen in 24 months	Total	Change since previous quarter
Quarter ending June 2018	339	
Quarter ending September 2018	344	→
Quarter ending December 2018	349	→
Quarter ending March 2019	344	↓
Quarter ending June 2019	354	↑
Variance since June 2018	4.4%	↑



ACTIVITY



Month	Adjusted Scheduled Activity (UDA)	
	2019	2020
April	41	23
May	83	108
June	141	153
July	164	
August	268	
September	334	
October	383	
November	440	
December	477	
January	518	
February	616	
March	674	
April	692	
May	692	
June	692	

QUALITY

	Quantity	Base Number	Contract	AT	Region	England
% of FP17s for the same patient ID Re-attending within 3 months - Children	8	129	6.2%	10.7%	10.6%	11.4%
% of FP17s for the same patient ID Re-attending within 3 months - Adults	0	3	0.0%	14.5%	15.2%	15.4%
% of FP17s for the same patient ID Re-attending between 3 & 9 months - Children	86	129	66.7%	59.2%	62.3%	59.8%
% of FP17s for the same patient ID Re-attending between 3 & 9 months - Adults	2	3	66.7%	49.9%	53.3%	52.1%
% of FP17s for Band 1 Urgent Courses	4	114	3.5%	10.1%	9.7%	9.2%
% of FP17s Relating to Free Repair or Replacements	0	114	0.0%	0.6%	0.6%	0.7%
% of FP17s Relating to Continuations	2	114	1.8%	0.5%	0.8%	0.8%
% of Patients satisfied with the dentistry they have received	0	0	N/A	92.6%	93.4%	93.4%
% of Patients satisfied with the time they had to wait for an appointment	0	0	N/A	85.1%	86.8%	87.6%

* This is based on patients treated on this contract for their most recent course of treatment. Figures in italics indicate the base number of FP17s or Patient Questionnaire responses are less than 100. N/A is shown where the base number of responses is less than 10 during the period. % is calculated as Quantity/Base number*100

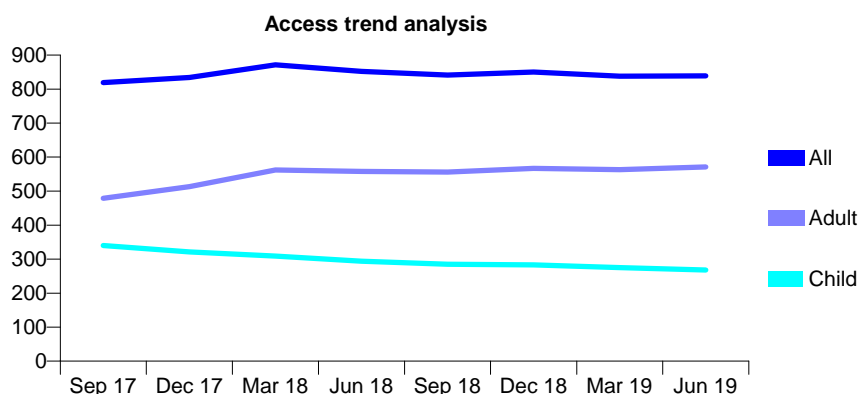
Q69 - Vital Signs At a Glance Contract Report for 925446/0001 - June 2019

Name or company name	310 Dental Care
Contract type name	GDS Contract
Purpose of contract	General
Contract start date	01/04/2009
Contract end date	

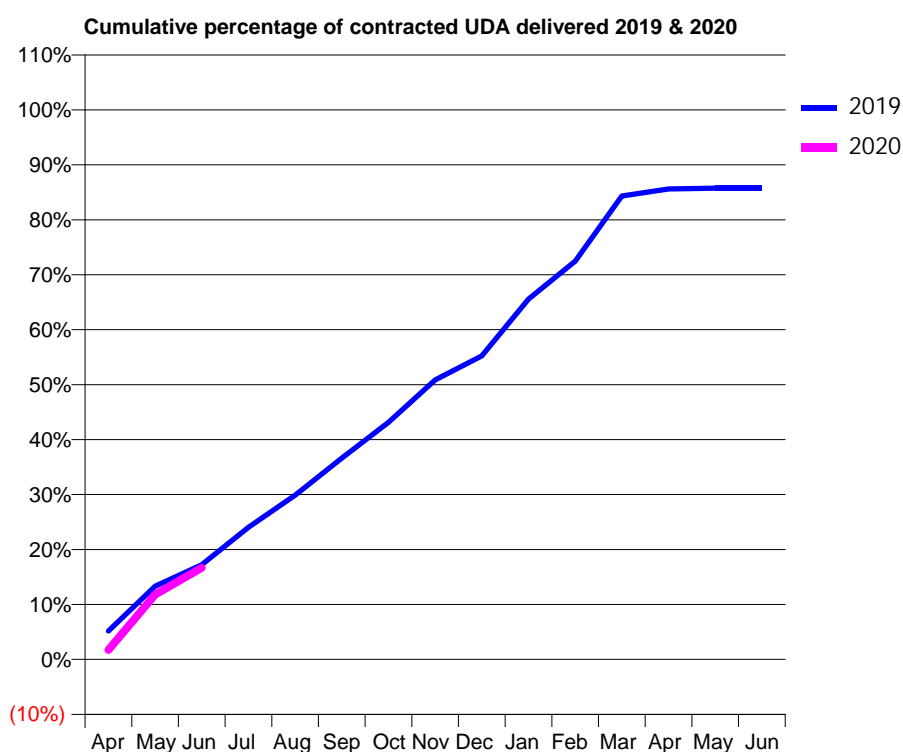
19/20 Contracted general activity (UDA)	2,734
Carry forward general activity (UDA)	0
19/20 Contracted orthodontic activity (UOA)	0
Carry forward orthodontic activity (UOA)	0
Baseline contract value	£66,897.18

ACCESS*

Patients seen in 24 months	Total	Change since previous quarter
Quarter ending June 2018	852	
Quarter ending September 2018	841	↓
Quarter ending December 2018	850	→
Quarter ending March 2019	838	↓
Quarter ending June 2019	839	→
Variance since June 2018	(1.5%)	↓



ACTIVITY



Month	2019	2020
April	142	48
May	365	323
June	472	456
July	657	
August	818	
September	1,001	
October	1,180	
November	1,390	
December	1,510	
January	1,792	
February	1,982	
March	2,305	
April	2,340	
May	2,344	
June	2,344	

QUALITY

	Quantity	Base Number	Contract	AT	Region	England
% of FP17s for the same patient ID Re-attending within 3 months - Children	12	92	13.0%	10.7%	10.6%	11.4%
% of FP17s for the same patient ID Re-attending within 3 months - Adults	13	134	9.7%	14.5%	15.2%	15.4%
% of FP17s for the same patient ID Re-attending between 3 & 9 months - Children	50	92	54.3%	59.2%	62.3%	59.8%
% of FP17s for the same patient ID Re-attending between 3 & 9 months - Adults	52	134	38.8%	49.9%	53.3%	52.1%
% of FP17s for Band 1 Urgent Courses	30	203	14.8%	10.1%	9.7%	9.2%
% of FP17s Relating to Free Repair or Replacements	1	203	0.5%	0.6%	0.6%	0.7%
% of FP17s Relating to Continuations	0	203	0.0%	0.5%	0.8%	0.8%
% of Patients satisfied with the dentistry they have received	1	1	N/A	92.6%	93.4%	93.4%
% of Patients satisfied with the time they had to wait for an appointment	1	1	N/A	85.1%	86.8%	87.6%

* This is based on patients treated on this contract for their most recent course of treatment. Figures in italics indicate the base number of FP17s or Patient Questionnaire responses are less than 100. N/A is shown where the base number of responses is less than 10 during the period. % is calculated as Quantity/Base number*100

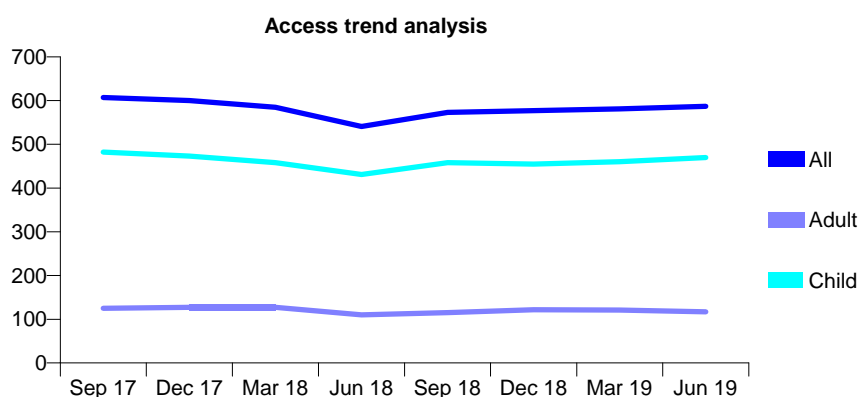
Q69 - Vital Signs At a Glance Contract Report for 926361/0001 - June 2019

Name or company name	DR F TALHI
Contract type name	GDS Contract
Purpose of contract	General
Contract start date	01/04/2006
Contract end date	

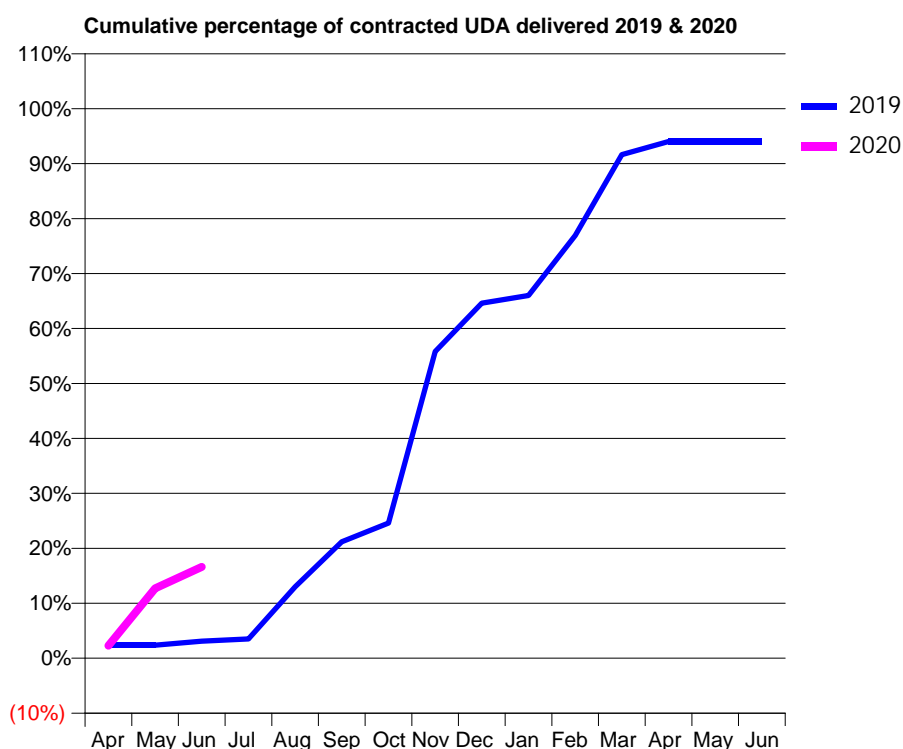
19/20 Contracted general activity (UDA)	1,000
Carry forward general activity (UDA)	0
19/20 Contracted orthodontic activity (UOA)	0
Carry forward orthodontic activity (UOA)	0
Baseline contract value	£24,189.26

ACCESS*

Patients seen in 24 months	Total	Change since previous quarter
Quarter ending June 2018	541	
Quarter ending September 2018	573	↑
Quarter ending December 2018	577	→
Quarter ending March 2019	581	→
Quarter ending June 2019	587	→
Variance since June 2018	8.5%	↑



ACTIVITY



Month	2019	2020
April	24	23
May	24	127
June	31	166
July	35	
August	130	
September	212	
October	246	
November	558	
December	646	
January	660	
February	769	
March	916	
April	940	
May	940	
June	940	

QUALITY

	Quantity	Base Number	Contract	AT	Region	England
% of FP17s for the same patient ID Re-attending within 3 months - Children	3	118	2.5%	10.7%	10.6%	11.4%
% of FP17s for the same patient ID Re-attending within 3 months - Adults	1	25	4.0%	14.5%	15.2%	15.4%
% of FP17s for the same patient ID Re-attending between 3 & 9 months - Children	85	118	72.0%	59.2%	62.3%	59.8%
% of FP17s for the same patient ID Re-attending between 3 & 9 months - Adults	9	25	36.0%	49.9%	53.3%	52.1%
% of FP17s for Band 1 Urgent Courses	0	126	0.0%	10.1%	9.7%	9.2%
% of FP17s Relating to Free Repair or Replacements	0	126	0.0%	0.6%	0.6%	0.7%
% of FP17s Relating to Continuations	0	126	0.0%	0.5%	0.8%	0.8%
% of Patients satisfied with the dentistry they have received	0	0	N/A	92.6%	93.4%	93.4%
% of Patients satisfied with the time they had to wait for an appointment	0	0	N/A	85.1%	86.8%	87.6%

* This is based on patients treated on this contract for their most recent course of treatment.

Figures in italics indicate the base number of FP17s or Patient Questionnaire responses are less than 100. N/A is shown where the base number of responses is less than 10 during the period. % is calculated as Quantity/Base number*100

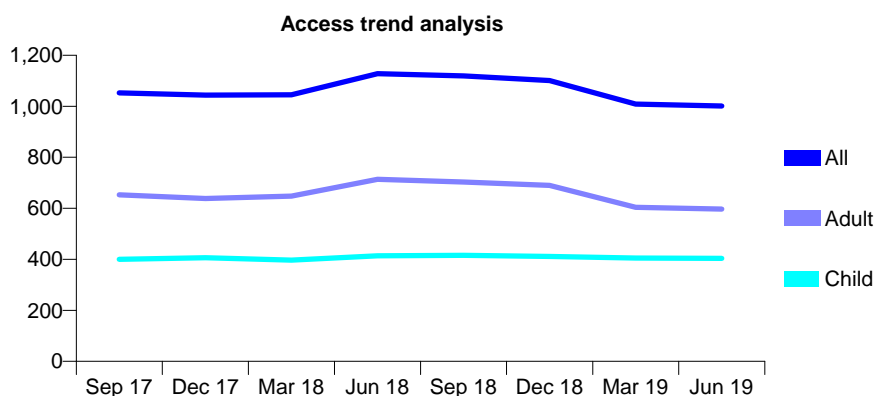
Q69 - Vital Signs At a Glance Contract Report for 930997/0002 - June 2019

Name or company name	MR PF MITCHELL
Contract type name	GDS Contract
Purpose of contract	General
Contract start date	11/05/2012
Contract end date	

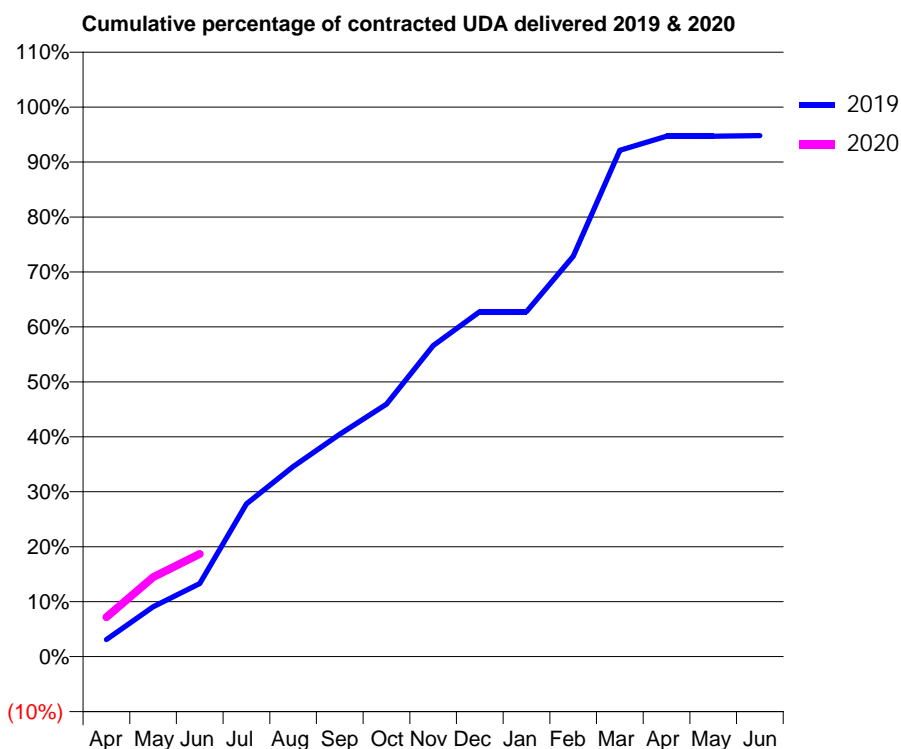
19/20 Contracted general activity (UDA)	1,914
Carry forward general activity (UDA)	0
19/20 Contracted orthodontic activity (UOA)	0
Carry forward orthodontic activity (UOA)	0
Baseline contract value	£46,468.77

ACCESS*

Patients seen in 24 months	Total	Change since previous quarter
Quarter ending June 2018	1,128	
Quarter ending September 2018	1,119	→
Quarter ending December 2018	1,101	↓
Quarter ending March 2019	1,009	↓
Quarter ending June 2019	1,001	→
Variance since June 2018	(11.3%)	↓



ACTIVITY



Month	Adjusted Scheduled Activity (UDA)	
	2019	2020
April	59	137
May	174	277
June	254	357
July	532	
August	662	
September	774	
October	879	
November	1,083	
December	1,201	
January	1,201	
February	1,394	
March	1,763	
April	1,812	
May	1,812	
June	1,814	

QUALITY

	Quantity	Base Number	Contract	AT	Region	England
% of FP17s for the same patient ID Re-attending within 3 months - Children	2	88	2.3%	10.7%	10.6%	11.4%
% of FP17s for the same patient ID Re-attending within 3 months - Adults	10	103	9.7%	14.5%	15.2%	15.4%
% of FP17s for the same patient ID Re-attending between 3 & 9 months - Children	46	88	52.3%	59.2%	62.3%	59.8%
% of FP17s for the same patient ID Re-attending between 3 & 9 months - Adults	30	103	29.1%	49.9%	53.3%	52.1%
% of FP17s for Band 1 Urgent Courses	1	168	0.6%	10.1%	9.7%	9.2%
% of FP17s Relating to Free Repair or Replacements	0	168	0.0%	0.6%	0.6%	0.7%
% of FP17s Relating to Continuations	0	168	0.0%	0.5%	0.8%	0.8%
% of Patients satisfied with the dentistry they have received	0	0	N/A	92.6%	93.4%	93.4%
% of Patients satisfied with the time they had to wait for an appointment	0	0	N/A	85.1%	86.8%	87.6%

* This is based on patients treated on this contract for their most recent course of treatment. Figures in italics indicate the base number of FP17s or Patient Questionnaire responses are less than 100. N/A is shown where the base number of responses is less than 10 during the period. % is calculated as Quantity/Base number*100

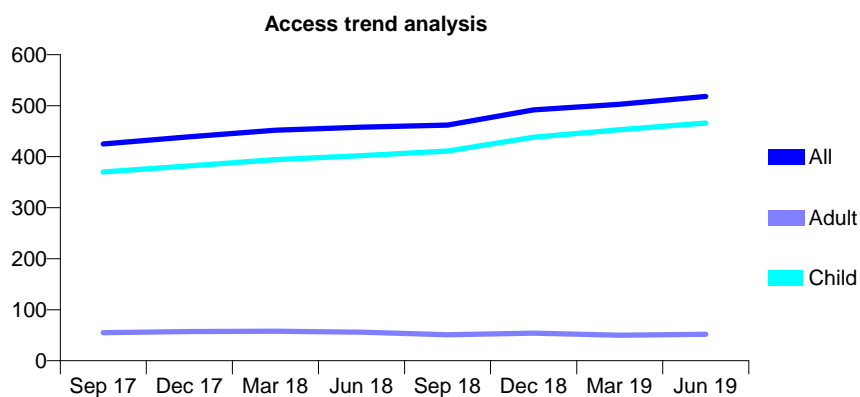
Q69 - Vital Signs At a Glance Contract Report for 939374/0001 - June 2019

Name or company name	Yew Tree Dental Care
Contract type name	GDS Contract
Purpose of contract	General
Contract start date	01/04/2006
Contract end date	

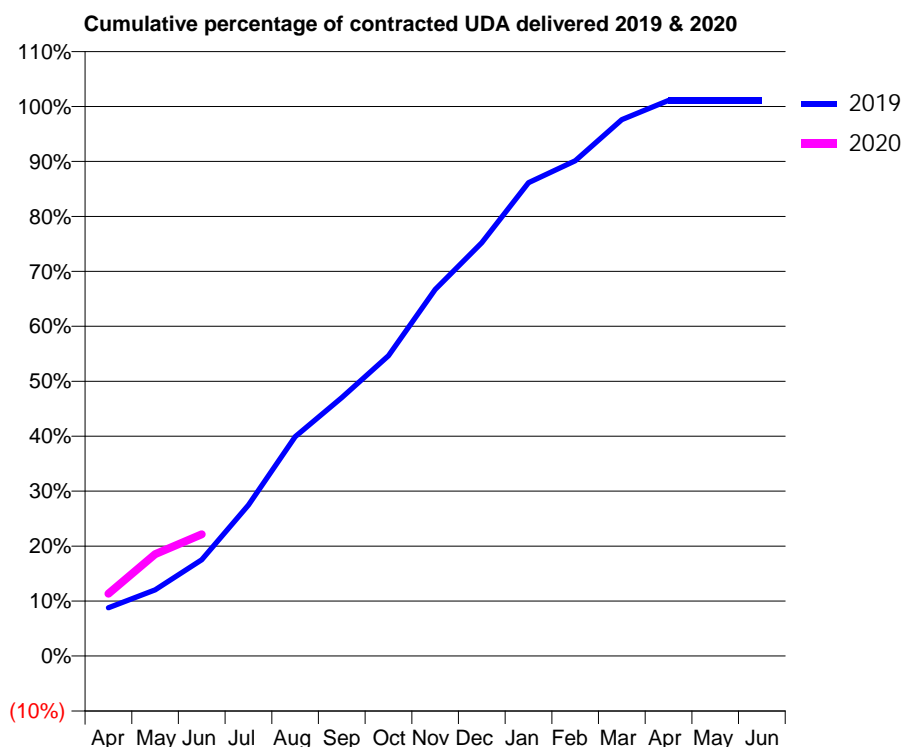
19/20 Contracted general activity (UDA)	989
Carry forward general activity (UDA)	0
19/20 Contracted orthodontic activity (UOA)	0
Carry forward orthodontic activity (UOA)	0
Baseline contract value	£24,526.52

ACCESS*

Patients seen in 24 months	Total	Change since previous quarter
Quarter ending June 2018	458	
Quarter ending September 2018	462	→
Quarter ending December 2018	492	↑
Quarter ending March 2019	503	↑
Quarter ending June 2019	518	↑
Variance since June 2018	13.1%	↑



ACTIVITY



Month	Adjusted Scheduled Activity (UDA)	
	2019	2020
April	87	112
May	119	184
June	173	219
July	272	
August	395	
September	465	
October	540	
November	660	
December	744	
January	852	
February	891	
March	965	
April	1,000	
May	1,000	
June	1,000	

QUALITY

	Quantity	Base Number	Contract	AT	Region	England
% of FP17s for the same patient ID Re-attending within 3 months - Children	14	179	7.8%	10.7%	10.6%	11.4%
% of FP17s for the same patient ID Re-attending within 3 months - Adults	0	6	0.0%	14.5%	15.2%	15.4%
% of FP17s for the same patient ID Re-attending between 3 & 9 months - Children	102	179	57.0%	59.2%	62.3%	59.8%
% of FP17s for the same patient ID Re-attending between 3 & 9 months - Adults	4	6	66.7%	49.9%	53.3%	52.1%
% of FP17s for Band 1 Urgent Courses	5	155	3.2%	10.1%	9.7%	9.2%
% of FP17s Relating to Free Repair or Replacements	0	155	0.0%	0.6%	0.6%	0.7%
% of FP17s Relating to Continuations	0	155	0.0%	0.5%	0.8%	0.8%
% of Patients satisfied with the dentistry they have received	0	0	N/A	92.6%	93.4%	93.4%
% of Patients satisfied with the time they had to wait for an appointment	0	0	N/A	85.1%	86.8%	87.6%

* This is based on patients treated on this contract for their most recent course of treatment. Figures in italics indicate the base number of FP17s or Patient Questionnaire responses are less than 100. N/A is shown where the base number of responses is less than 10 during the period. % is calculated as Quantity/Base number*100

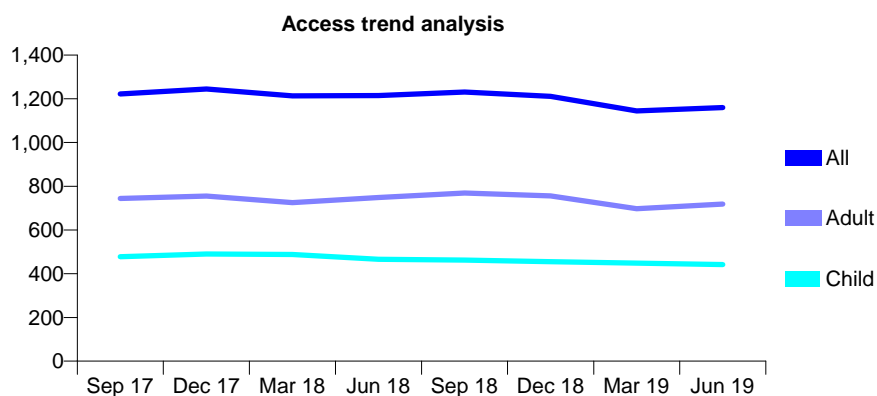
Q69 - Vital Signs At a Glance Contract Report for 946818/0002 - June 2019

Name or company name	MR S NAJAFI
Contract type name	GDS Contract
Purpose of contract	General
Contract start date	01/04/2006
Contract end date	

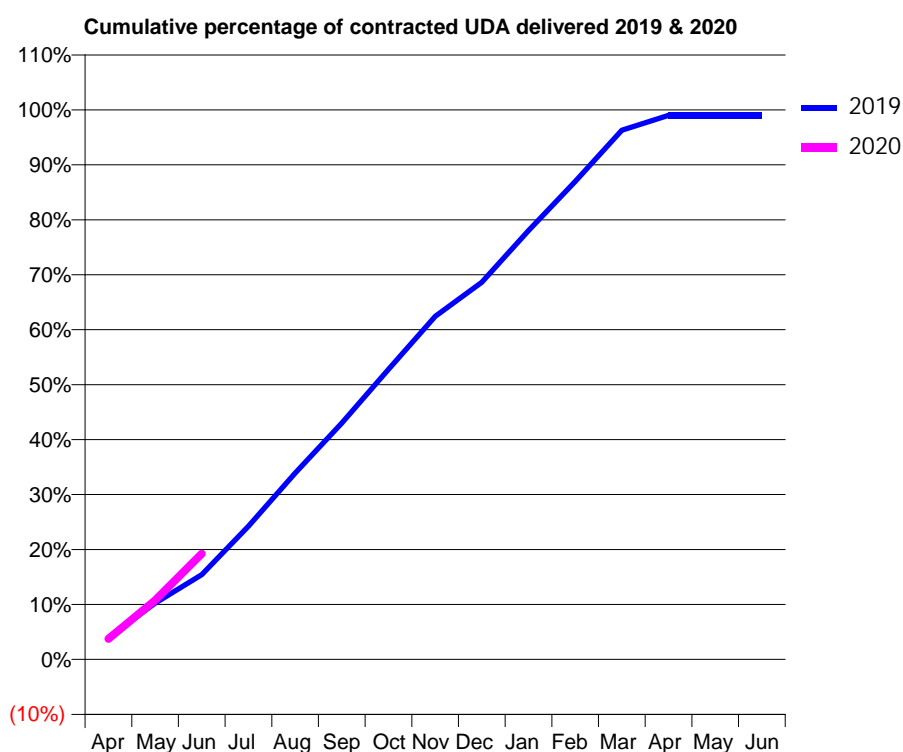
19/20 Contracted general activity (UDA)	3,330
Carry forward general activity (UDA)	0
19/20 Contracted orthodontic activity (UOA)	0
Carry forward orthodontic activity (UOA)	0
Baseline contract value	£82,220.07

ACCESS*

Patients seen in 24 months	Total	Change since previous quarter
Quarter ending June 2018	1,215	
Quarter ending September 2018	1,231	→
Quarter ending December 2018	1,211	↓
Quarter ending March 2019	1,145	↓
Quarter ending June 2019	1,160	→
Variance since June 2018	(4.5%)	↓



ACTIVITY



Month	2019	2020
April	133	125
May	341	358
June	513	641
July	807	
August	1,130	
September	1,432	
October	1,758	
November	2,079	
December	2,286	
January	2,598	
February	2,896	
March	3,206	
April	3,296	
May	3,296	
June	3,296	

QUALITY

	Quantity	Base Number	Contract	AT	Region	England
% of FP17s for the same patient ID Re-attending within 3 months - Children	25	163	15.3%	10.7%	10.6%	11.4%
% of FP17s for the same patient ID Re-attending within 3 months - Adults	25	216	11.6%	14.5%	15.2%	15.4%
% of FP17s for the same patient ID Re-attending between 3 & 9 months - Children	109	163	66.9%	59.2%	62.3%	59.8%
% of FP17s for the same patient ID Re-attending between 3 & 9 months - Adults	133	216	61.6%	49.9%	53.3%	52.1%
% of FP17s for Band 1 Urgent Courses	13	338	3.8%	10.1%	9.7%	9.2%
% of FP17s Relating to Free Repair or Replacements	0	338	0.0%	0.6%	0.6%	0.7%
% of FP17s Relating to Continuations	0	338	0.0%	0.5%	0.8%	0.8%
% of Patients satisfied with the dentistry they have received	1	1	N/A	92.6%	93.4%	93.4%
% of Patients satisfied with the time they had to wait for an appointment	1	1	N/A	85.1%	86.8%	87.6%

* This is based on patients treated on this contract for their most recent course of treatment. Figures in italics indicate the base number of FP17s or Patient Questionnaire responses are less than 100. N/A is shown where the base number of responses is less than 10 during the period. % is calculated as Quantity/Base number*100

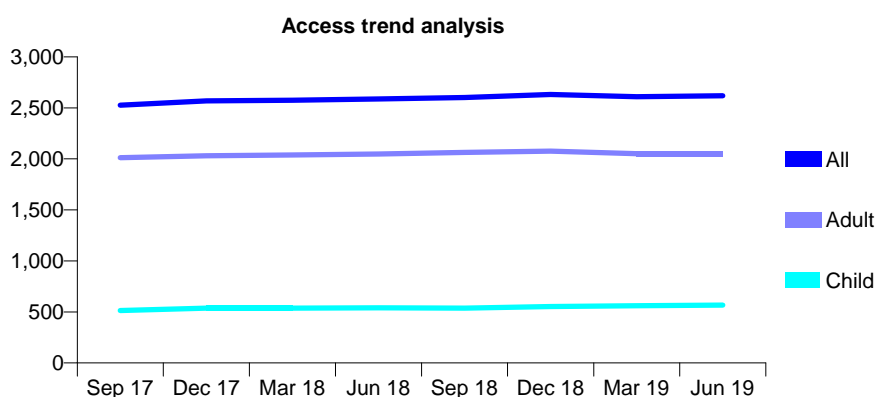
Q69 - Vital Signs At a Glance Contract Report for 947504/0001 - June 2019

Name or company name	MISS C RADOS
Contract type name	GDS Contract
Purpose of contract	General
Contract start date	01/04/2014
Contract end date	

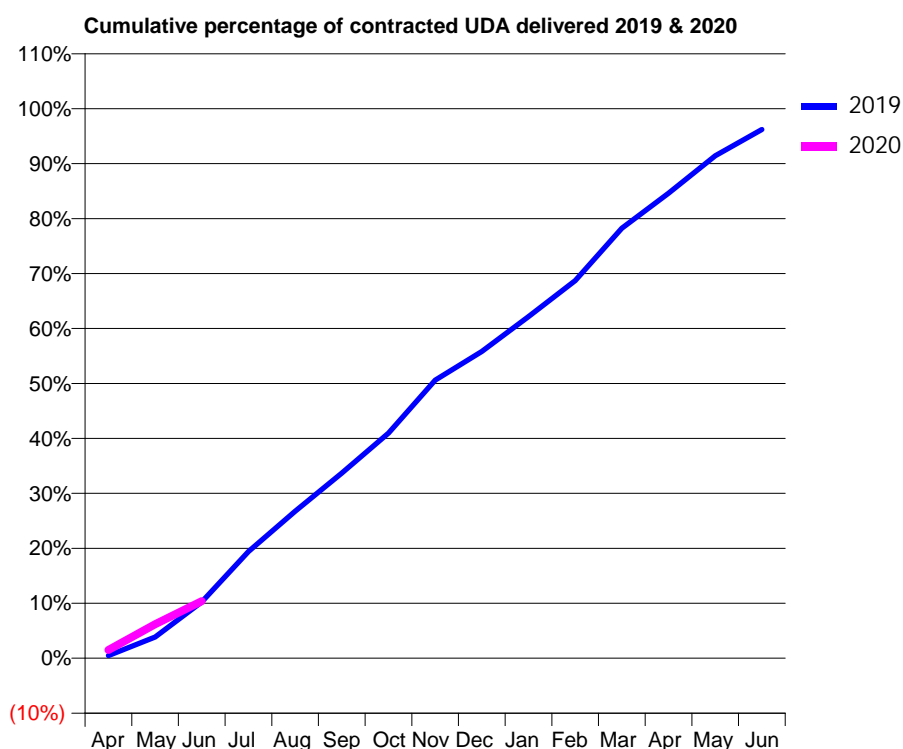
19/20 Contracted general activity (UDA)	6,996
Carry forward general activity (UDA)	0
19/20 Contracted orthodontic activity (UOA)	0
Carry forward orthodontic activity (UOA)	0
Baseline contract value	£181,584.76

ACCESS*

Patients seen in 24 months	Total	Change since previous quarter
Quarter ending June 2018	2,588	
Quarter ending September 2018	2,602	→
Quarter ending December 2018	2,631	→
Quarter ending March 2019	2,610	→
Quarter ending June 2019	2,619	→
Variance since June 2018	1.2%	→



ACTIVITY



Month	2019	2020
April	34	105
May	280	434
June	744	726
July	1,408	
August	1,938	
September	2,440	
October	2,967	
November	3,668	
December	4,046	
January	4,504	
February	4,979	
March	5,668	
April	6,130	
May	6,624	
June	6,971	

QUALITY

	Quantity	Base Number	Contract	AT	Region	England
% of FP17s for the same patient ID Re-attending within 3 months - Children	6	186	3.2%	10.7%	10.6%	11.4%
% of FP17s for the same patient ID Re-attending within 3 months - Adults	96	734	13.1%	14.5%	15.2%	15.4%
% of FP17s for the same patient ID Re-attending between 3 & 9 months - Children	129	186	69.4%	59.2%	62.3%	59.8%
% of FP17s for the same patient ID Re-attending between 3 & 9 months - Adults	419	734	57.1%	49.9%	53.3%	52.1%
% of FP17s for Band 1 Urgent Courses	61	481	12.7%	10.1%	9.7%	9.2%
% of FP17s Relating to Free Repair or Replacements	0	481	0.0%	0.6%	0.6%	0.7%
% of FP17s Relating to Continuations	0	481	0.0%	0.5%	0.8%	0.8%
% of Patients satisfied with the dentistry they have received	1	2	N/A	92.6%	93.4%	93.4%
% of Patients satisfied with the time they had to wait for an appointment	2	2	N/A	85.1%	86.8%	87.6%

* This is based on patients treated on this contract for their most recent course of treatment. Figures in italics indicate the base number of FP17s or Patient Questionnaire responses are less than 100. N/A is shown where the base number of responses is less than 10 during the period. % is calculated as Quantity/Base number*100

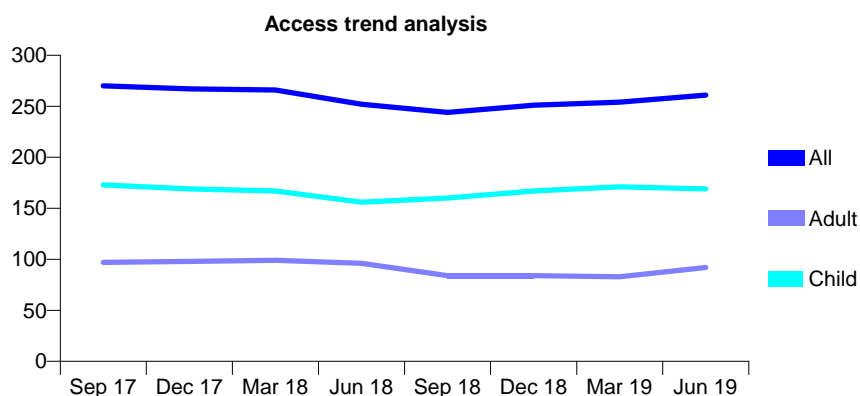
Q69 - Vital Signs At a Glance Contract Report for 950122/0001 - June 2019

Name or company name	MR EH MIDDLETON
Contract type name	GDS Contract
Purpose of contract	General
Contract start date	01/04/2006
Contract end date	

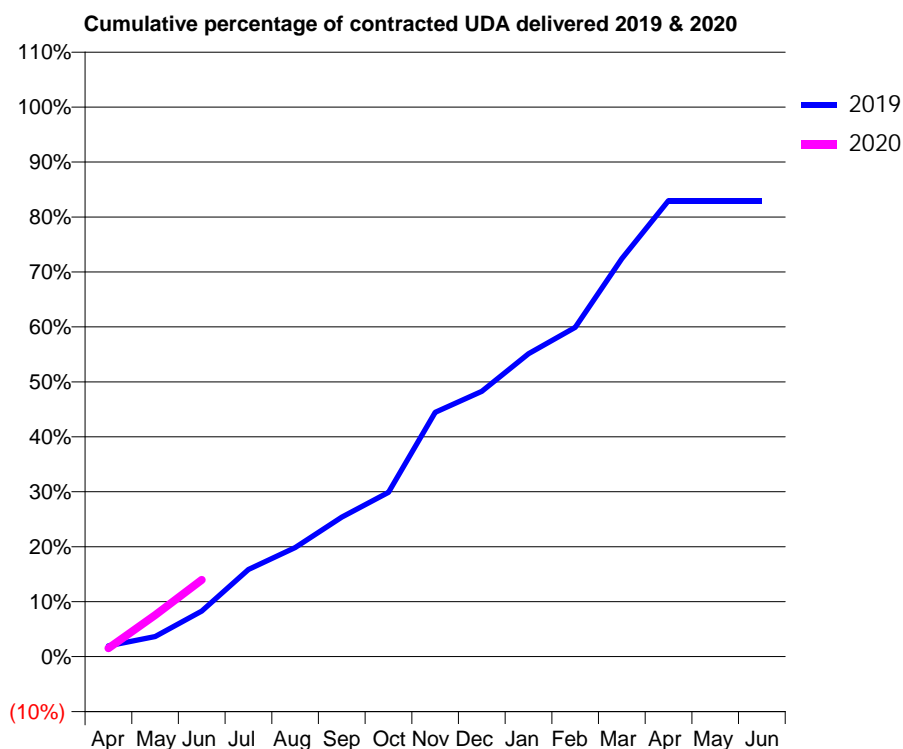
19/20 Contracted general activity (UDA)	716
Carry forward general activity (UDA)	0
19/20 Contracted orthodontic activity (UOA)	0
Carry forward orthodontic activity (UOA)	0
Baseline contract value	£19,413.73

ACCESS*

Patients seen in 24 months	Total	Change since previous quarter
Quarter ending June 2018	252	
Quarter ending September 2018	244	↓
Quarter ending December 2018	251	↑
Quarter ending March 2019	254	→
Quarter ending June 2019	261	↑
Variance since June 2018	3.6%	↑



ACTIVITY



Month	Adjusted Scheduled Activity (UDA)	
	2019	2020
April	14	11
May	26	54
June	59	100
July	114	
August	142	
September	182	
October	214	
November	318	
December	346	
January	395	
February	429	
March	518	
April	594	
May	594	
June	594	

QUALITY

	Quantity	Base Number	Contract	AT	Region	England
% of FP17s for the same patient ID Re-attending within 3 months - Children	5	39	12.8%	10.7%	10.6%	11.4%
% of FP17s for the same patient ID Re-attending within 3 months - Adults	15	35	42.9%	14.5%	15.2%	15.4%
% of FP17s for the same patient ID Re-attending between 3 & 9 months - Children	18	39	46.2%	59.2%	62.3%	59.8%
% of FP17s for the same patient ID Re-attending between 3 & 9 months - Adults	7	35	20.0%	49.9%	53.3%	52.1%
% of FP17s for Band 1 Urgent Courses	10	47	21.3%	10.1%	9.7%	9.2%
% of FP17s Relating to Free Repair or Replacements	0	47	0.0%	0.6%	0.6%	0.7%
% of FP17s Relating to Continuations	0	47	0.0%	0.5%	0.8%	0.8%
% of Patients satisfied with the dentistry they have received	0	0	N/A	92.6%	93.4%	93.4%
% of Patients satisfied with the time they had to wait for an appointment	0	0	N/A	85.1%	86.8%	87.6%

* This is based on patients treated on this contract for their most recent course of treatment. Figures in italics indicate the base number of FP17s or Patient Questionnaire responses are less than 100. N/A is shown where the base number of responses is less than 10 during the period. % is calculated as Quantity/Base number*100

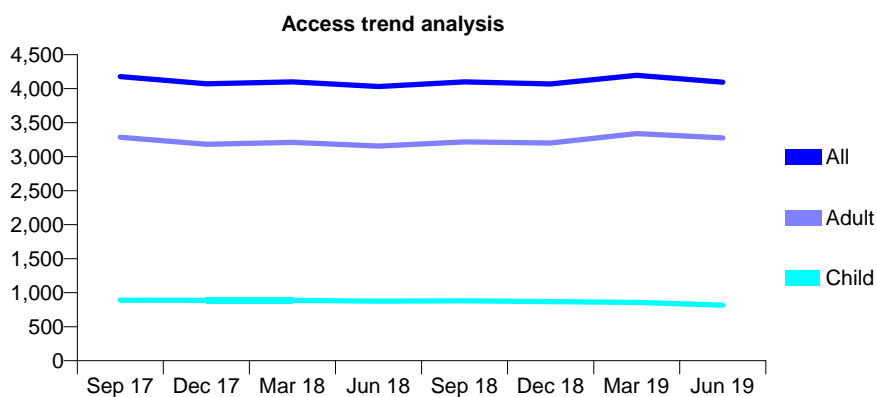
Q69 - Vital Signs At a Glance Contract Report for 959766/0001 - June 2019

Name or company name	MR S SABBAGHI-SARABI
Contract type name	GDS Contract
Purpose of contract	General
Contract start date	01/04/2006
Contract end date	

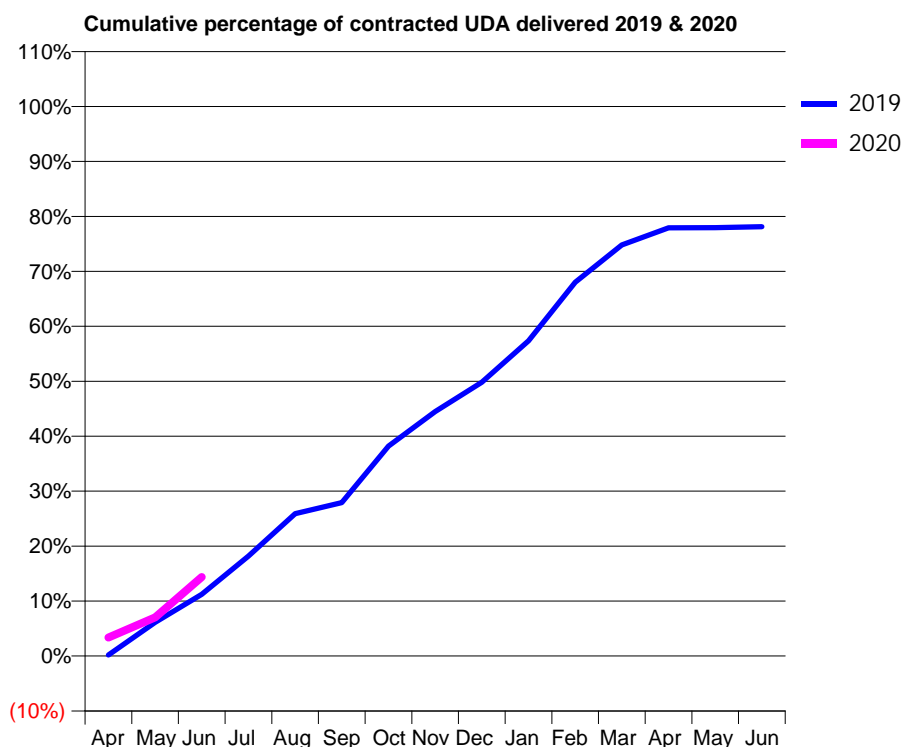
19/20 Contracted general activity (UDA)	11,188
Carry forward general activity (UDA)	0
19/20 Contracted orthodontic activity (UOA)	0
Carry forward orthodontic activity (UOA)	0
Baseline contract value	£279,911.22

ACCESS*

Patients seen in 24 months	Total	Change since previous quarter
Quarter ending June 2018	4,032	
Quarter ending September 2018	4,101	→
Quarter ending December 2018	4,069	→
Quarter ending March 2019	4,197	↑
Quarter ending June 2019	4,096	↓
Variance since June 2018	1.6%	→



ACTIVITY



Month	Adjusted Scheduled Activity (UDA)	
	2019	2020
April	20	377
May	684	789
June	1,255	1,610
July	2,034	
August	2,897	
September	3,124	
October	4,274	
November	4,977	
December	5,572	
January	6,416	
February	7,608	
March	8,370	
April	8,717	
May	8,720	
June	8,740	

QUALITY

	Quantity	Base Number	Contract	AT	Region	England
% of FP17s for the same patient ID Re-attending within 3 months - Children	21	179	11.7%	10.7%	10.6%	11.4%
% of FP17s for the same patient ID Re-attending within 3 months - Adults	152	770	19.7%	14.5%	15.2%	15.4%
% of FP17s for the same patient ID Re-attending between 3 & 9 months - Children	88	179	49.2%	59.2%	62.3%	59.8%
% of FP17s for the same patient ID Re-attending between 3 & 9 months - Adults	264	770	34.3%	49.9%	53.3%	52.1%
% of FP17s for Band 1 Urgent Courses	134	759	17.7%	10.1%	9.7%	9.2%
% of FP17s Relating to Free Repair or Replacements	5	759	0.7%	0.6%	0.6%	0.7%
% of FP17s Relating to Continuations	18	759	2.4%	0.5%	0.8%	0.8%
% of Patients satisfied with the dentistry they have received	1	2	N/A	92.6%	93.4%	93.4%
% of Patients satisfied with the time they had to wait for an appointment	1	2	N/A	85.1%	86.8%	87.6%

* This is based on patients treated on this contract for their most recent course of treatment. Figures in italics indicate the base number of FP17s or Patient Questionnaire responses are less than 100. N/A is shown where the base number of responses is less than 10 during the period. % is calculated as Quantity/Base number*100

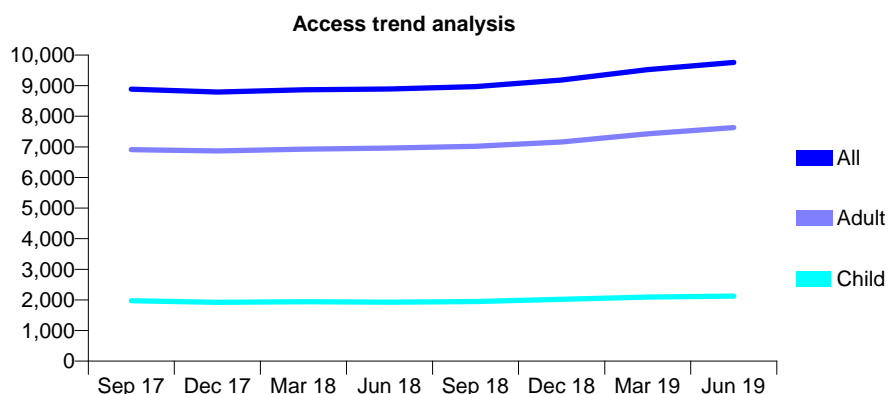
Q69 - Vital Signs At a Glance Contract Report for 961450/0001 - June 2019

Name or company name	Wootton House Dental Partnership
Contract type name	GDS Contract
Purpose of contract	General
Contract start date	21/05/2010
Contract end date	

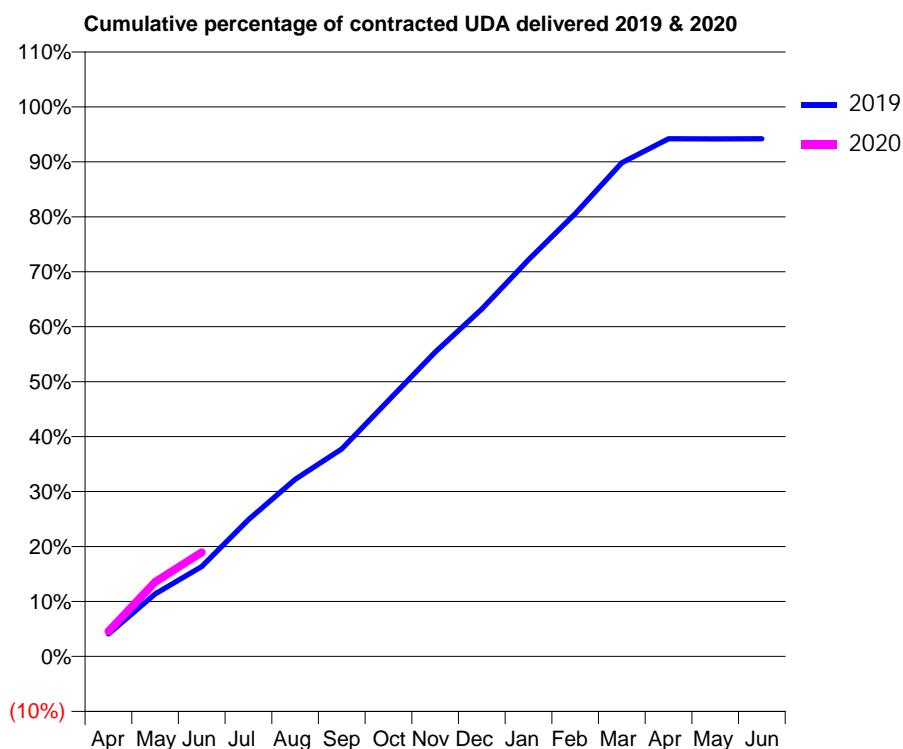
19/20 Contracted general activity (UDA)	26,774
Carry forward general activity (UDA)	0
19/20 Contracted orthodontic activity (UOA)	0
Carry forward orthodontic activity (UOA)	0
Baseline contract value	£672,820.92

ACCESS*

Patients seen in 24 months	Total	Change since previous quarter
Quarter ending June 2018	8,890	
Quarter ending September 2018	8,969	→
Quarter ending December 2018	9,181	↑
Quarter ending March 2019	9,521	↑
Quarter ending June 2019	9,756	↑
Variance since June 2018	9.7%	↑



ACTIVITY



Month	2019	2020
April	1,097	1,227
May	3,045	3,626
June	4,375	5,074
July	6,664	
August	8,625	
September	10,112	
October	12,474	
November	14,830	
December	16,922	
January	19,324	
February	21,566	
March	24,049	
April	25,219	
May	25,215	
June	25,217	

QUALITY

	Quantity	Base Number	Contract	AT	Region	England
% of FP17s for the same patient ID Re-attending within 3 months - Children	46	832	5.5%	10.7%	10.6%	11.4%
% of FP17s for the same patient ID Re-attending within 3 months - Adults	357	2,574	13.9%	14.5%	15.2%	15.4%
% of FP17s for the same patient ID Re-attending between 3 & 9 months - Children	557	832	66.9%	59.2%	62.3%	59.8%
% of FP17s for the same patient ID Re-attending between 3 & 9 months - Adults	1,334	2,574	51.8%	49.9%	53.3%	52.1%
% of FP17s for Band 1 Urgent Courses	231	2,794	8.3%	10.1%	9.7%	9.2%
% of FP17s Relating to Free Repair or Replacements	17	2,794	0.6%	0.6%	0.6%	0.7%
% of FP17s Relating to Continuations	16	2,794	0.6%	0.5%	0.8%	0.8%
% of Patients satisfied with the dentistry they have received	4	4	N/A	92.6%	93.4%	93.4%
% of Patients satisfied with the time they had to wait for an appointment	4	4	N/A	85.1%	86.8%	87.6%

* This is based on patients treated on this contract for their most recent course of treatment. Figures in italics indicate the base number of FP17s or Patient Questionnaire responses are less than 100. N/A is shown where the base number of responses is less than 10 during the period. % is calculated as Quantity/Base number*100

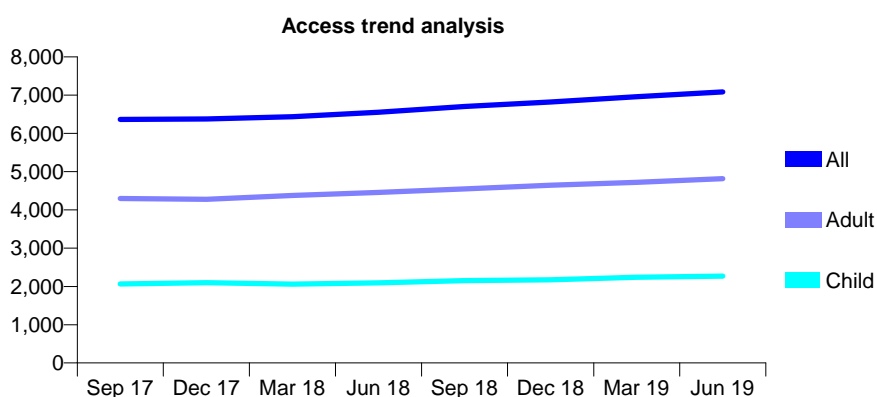
Q69 - Vital Signs At a Glance Contract Report for 962392/0001 - June 2019

Name or company name	MR N PATEL
Contract type name	GDS Contract
Purpose of contract	General
Contract start date	01/04/2008
Contract end date	

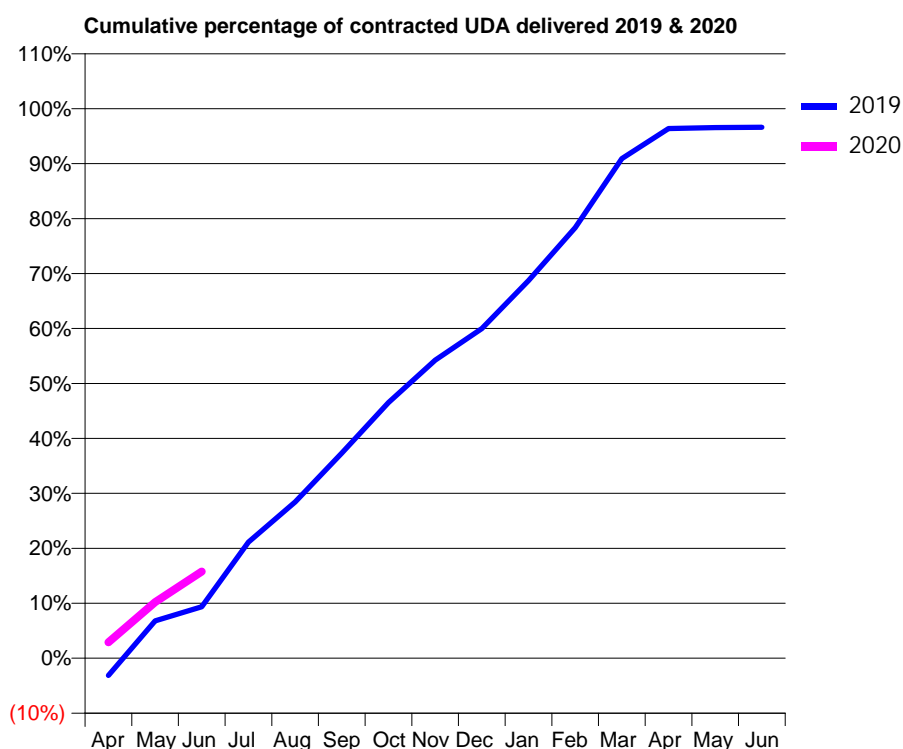
19/20 Contracted general activity (UDA)	12,712
Carry forward general activity (UDA)	0
19/20 Contracted orthodontic activity (UOA)	0
Carry forward orthodontic activity (UOA)	0
Baseline contract value	£323,782.19

ACCESS*

Patients seen in 24 months	Total	Change since previous quarter
Quarter ending June 2018	6,552	
Quarter ending September 2018	6,700	↑
Quarter ending December 2018	6,819	→
Quarter ending March 2019	6,961	↑
Quarter ending June 2019	7,084	→
Variance since June 2018	8.1%	↑



ACTIVITY



Month	2019	2020
April	-441	370
May	952	1,296
June	1,307	2,004
July	2,954	
August	3,975	
September	5,218	
October	6,508	
November	7,585	
December	8,386	
January	9,608	
February	10,954	
March	12,714	
April	13,476	
May	13,500	
June	13,511	

QUALITY

	Quantity	Base Number	Contract	AT	Region	England
% of FP17s for the same patient ID Re-attending within 3 months - Children	52	852	6.1%	10.7%	10.6%	11.4%
% of FP17s for the same patient ID Re-attending within 3 months - Adults	172	1,202	14.3%	14.5%	15.2%	15.4%
% of FP17s for the same patient ID Re-attending between 3 & 9 months - Children	579	852	68.0%	59.2%	62.3%	59.8%
% of FP17s for the same patient ID Re-attending between 3 & 9 months - Adults	664	1,202	55.2%	49.9%	53.3%	52.1%
% of FP17s for Band 1 Urgent Courses	65	1,129	5.8%	10.1%	9.7%	9.2%
% of FP17s Relating to Free Repair or Replacements	12	1,129	1.1%	0.6%	0.6%	0.7%
% of FP17s Relating to Continuations	8	1,129	0.7%	0.5%	0.8%	0.8%
% of Patients satisfied with the dentistry they have received	4	4	N/A	92.6%	93.4%	93.4%
% of Patients satisfied with the time they had to wait for an appointment	4	4	N/A	85.1%	86.8%	87.6%

* This is based on patients treated on this contract for their most recent course of treatment. Figures in italics indicate the base number of FP17s or Patient Questionnaire responses are less than 100. N/A is shown where the base number of responses is less than 10 during the period. % is calculated as Quantity/Base number*100

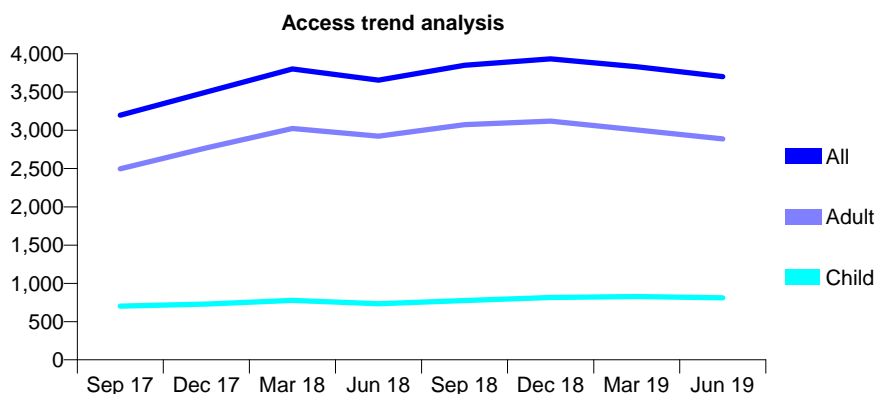
Q70 - Vital Signs At a Glance Contract Report for 10088/0000 - June 2019

Name or company name	Portsea Dental Care Ltd
Contract type name	GDS Contract
Purpose of contract	General
Contract start date	01/04/2016
Contract end date	31/07/2019

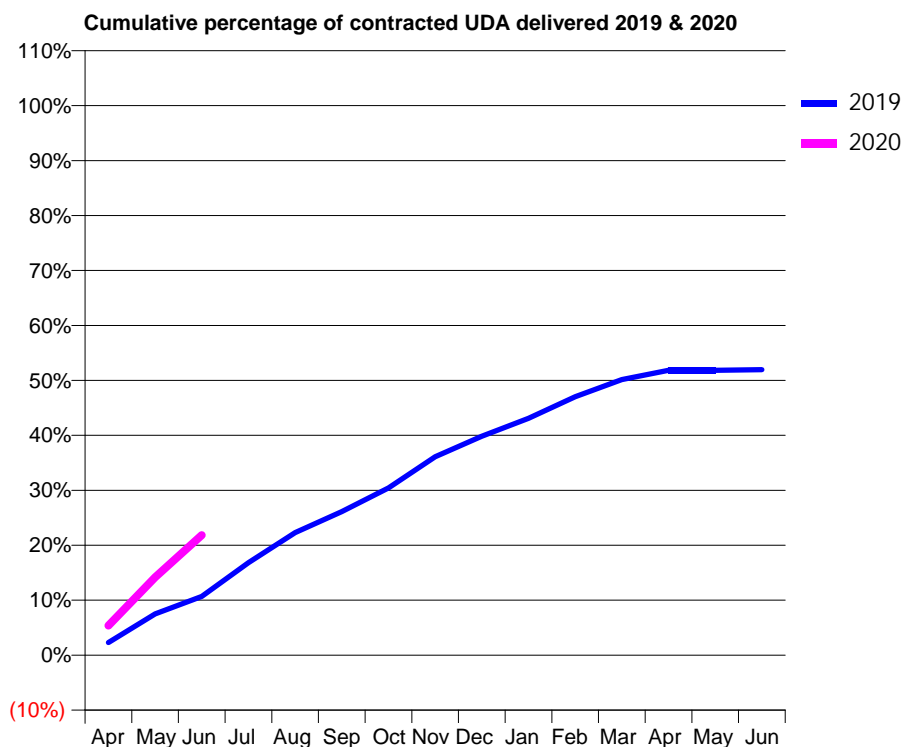
19/20 Contracted general activity (UDA)	5,667
Carry forward general activity (UDA)	0
19/20 Contracted orthodontic activity (UOA)	0
Carry forward orthodontic activity (UOA)	0
Baseline contract value	£129,817.26

ACCESS*

Patients seen in 24 months	Total	Change since previous quarter
Quarter ending June 2018	3,656	
Quarter ending September 2018	3,851	↑
Quarter ending December 2018	3,935	↑
Quarter ending March 2019	3,832	↓
Quarter ending June 2019	3,701	↓
Variance since June 2018	1.2%	→



ACTIVITY



Month	Adjusted Scheduled Activity (UDA)	
	2019	2020
April	391	305
May	1,278	804
June	1,818	1,237
July	2,860	
August	3,793	
September	4,442	
October	5,174	
November	6,141	
December	6,771	
January	7,330	
February	8,000	
March	8,526	
April	8,814	
May	8,815	
June	8,833	

QUALITY

	Quantity	Base Number	Contract	AT	Region	England
% of FP17s for the same patient ID Re-attending within 3 months - Children	17	172	9.9%	9.2%	10.6%	11.4%
% of FP17s for the same patient ID Re-attending within 3 months - Adults	96	545	17.6%	13.8%	15.2%	15.4%
% of FP17s for the same patient ID Re-attending between 3 & 9 months - Children	69	172	40.1%	62.6%	62.3%	59.8%
% of FP17s for the same patient ID Re-attending between 3 & 9 months - Adults	178	545	32.7%	53.4%	53.3%	52.1%
% of FP17s for Band 1 Urgent Courses	202	568	35.6%	10.1%	9.7%	9.2%
% of FP17s Relating to Free Repair or Replacements	0	568	0.0%	0.6%	0.6%	0.7%
% of FP17s Relating to Continuations	7	568	1.2%	0.9%	0.8%	0.8%
% of Patients satisfied with the dentistry they have received	2	2	N/A	93.2%	93.4%	93.4%
% of Patients satisfied with the time they had to wait for an appointment	2	2	N/A	85.6%	86.8%	87.6%

* This is based on patients treated on this contract for their most recent course of treatment. Figures in italics indicate the base number of FP17s or Patient Questionnaire responses are less than 100. N/A is shown where the base number of responses is less than 10 during the period. % is calculated as Quantity/Base number*100

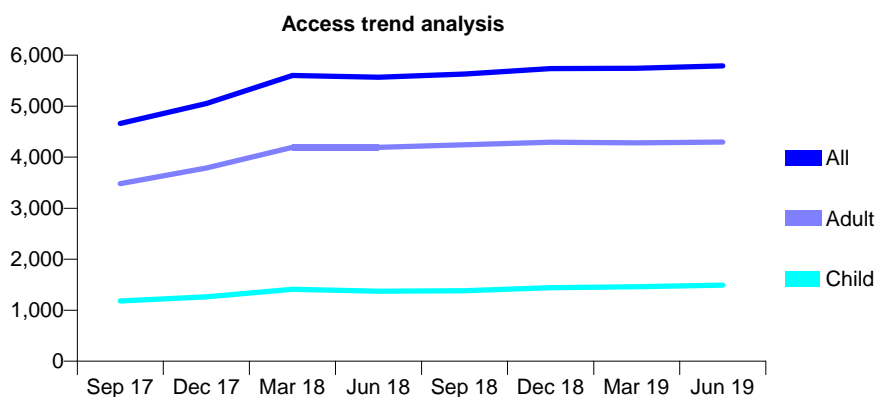
Q70 - Vital Signs At a Glance Contract Report for 100089/0000 - June 2019

Name or company name	Hilsea Dental Care Ltd
Contract type name	GDS Contract
Purpose of contract	General
Contract start date	01/04/2016
Contract end date	

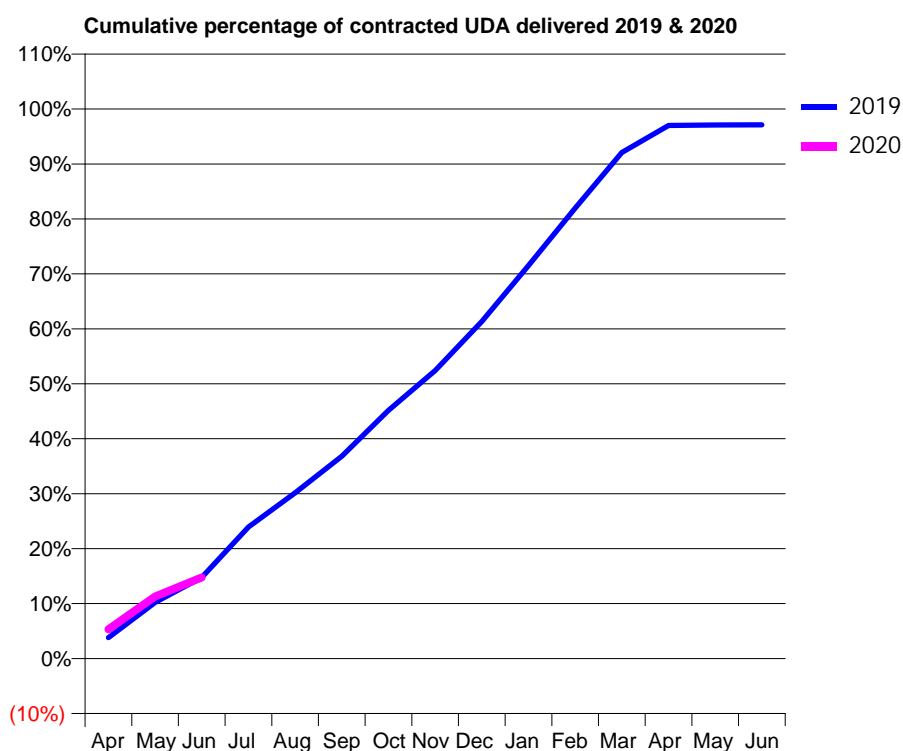
19/20 Contracted general activity (UDA)	17,002
Carry forward general activity (UDA)	0
19/20 Contracted orthodontic activity (UOA)	0
Carry forward orthodontic activity (UOA)	0
Baseline contract value	£389,451.78

ACCESS*

Patients seen in 24 months	Total	Change since previous quarter
Quarter ending June 2018	5,568	
Quarter ending September 2018	5,629	→
Quarter ending December 2018	5,737	→
Quarter ending March 2019	5,744	→
Quarter ending June 2019	5,792	→
Variance since June 2018	4.0%	↑



ACTIVITY



Month	Adjusted Scheduled Activity (UDA)	
	2019	2020
April	649	906
May	1,738	1,920
June	2,511	2,513
July	4,071	
August	5,129	
September	6,255	
October	7,678	
November	8,916	
December	10,430	
January	12,160	
February	13,934	
March	15,654	
April	16,493	
May	16,507	
June	16,511	

QUALITY

	Quantity	Base Number	Contract	AT	Region	England
% of FP17s for the same patient ID Re-attending within 3 months - Children	39	371	10.5%	9.2%	10.6%	11.4%
% of FP17s for the same patient ID Re-attending within 3 months - Adults	150	943	15.9%	13.8%	15.2%	15.4%
% of FP17s for the same patient ID Re-attending between 3 & 9 months - Children	159	371	42.9%	62.6%	62.3%	59.8%
% of FP17s for the same patient ID Re-attending between 3 & 9 months - Adults	340	943	36.1%	53.4%	53.3%	52.1%
% of FP17s for Band 1 Urgent Courses	318	1,025	31.0%	10.1%	9.7%	9.2%
% of FP17s Relating to Free Repair or Replacements	7	1,025	0.7%	0.6%	0.6%	0.7%
% of FP17s Relating to Continuations	7	1,025	0.7%	0.9%	0.8%	0.8%
% of Patients satisfied with the dentistry they have received	0	0	N/A	93.2%	93.4%	93.4%
% of Patients satisfied with the time they had to wait for an appointment	0	0	N/A	85.6%	86.8%	87.6%

* This is based on patients treated on this contract for their most recent course of treatment. Figures in italics indicate the base number of FP17s or Patient Questionnaire responses are less than 100. N/A is shown where the base number of responses is less than 10 during the period. % is calculated as Quantity/Base number*100

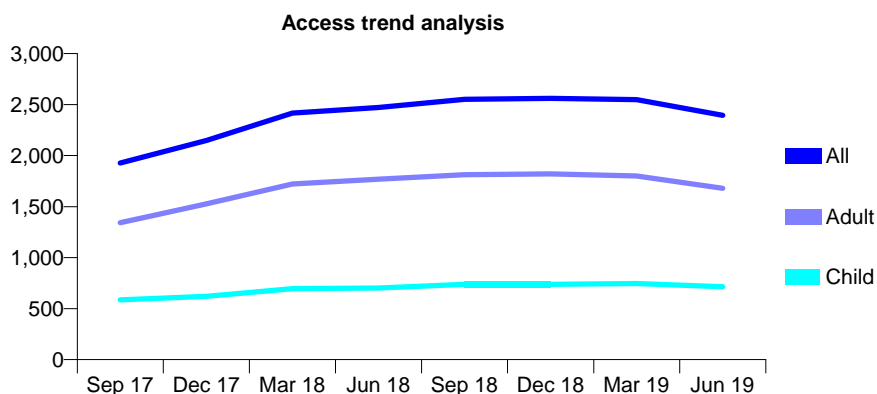
Q70 - Vital Signs At a Glance Contract Report for 100091/0000 - June 2019

Name or company name	Paulsgrove Dental Care Ltd
Contract type name	GDS Contract
Purpose of contract	General
Contract start date	01/04/2016
Contract end date	31/07/2019

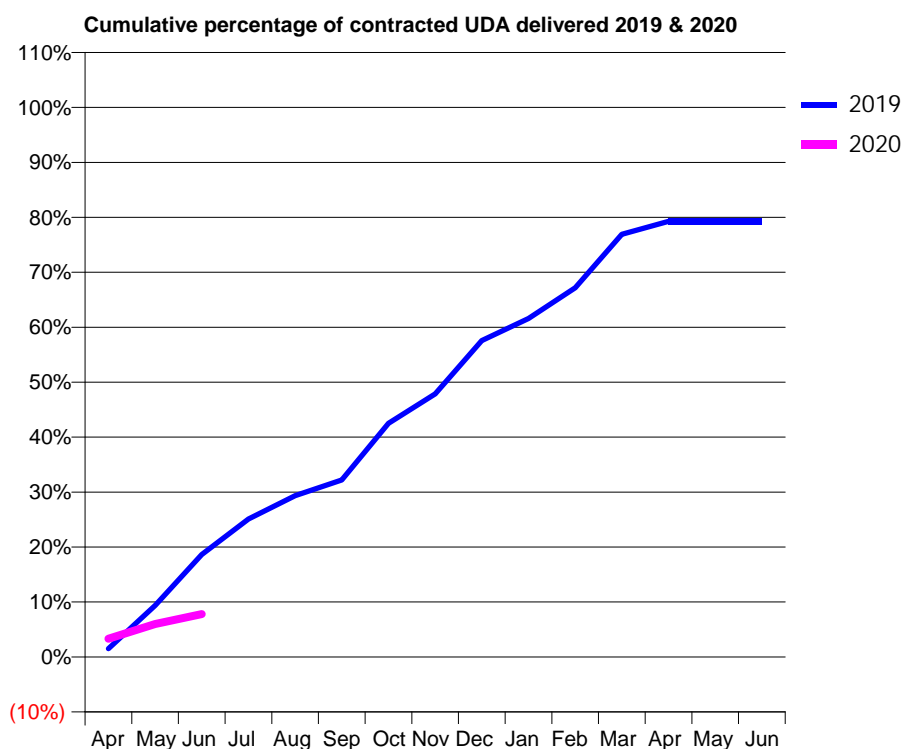
19/20 Contracted general activity (UDA)	2,335
Carry forward general activity (UDA)	0
19/20 Contracted orthodontic activity (UOA)	0
Carry forward orthodontic activity (UOA)	0
Baseline contract value	£54,453.65

ACCESS*

Patients seen in 24 months	Total	Change since previous quarter
Quarter ending June 2018	2,471	
Quarter ending September 2018	2,552	↑
Quarter ending December 2018	2,561	→
Quarter ending March 2019	2,548	→
Quarter ending June 2019	2,396	↓
Variance since June 2018	(3.0%)	↓



ACTIVITY



Adjusted Scheduled Activity (UDA)		
Month	2019	2020
April	106	77
May	656	140
June	1,304	182
July	1,757	
August	2,054	
September	2,256	
October	2,978	
November	3,352	
December	4,031	
January	4,314	
February	4,705	
March	5,386	
April	5,551	
May	5,551	
June	5,551	

QUALITY

	Quantity	Base Number	Contract	AT	Region	England
% of FP17s for the same patient ID Re-attending within 3 months - Children	3	35	8.6%	9.2%	10.6%	11.4%
% of FP17s for the same patient ID Re-attending within 3 months - Adults	17	127	13.4%	13.8%	15.2%	15.4%
% of FP17s for the same patient ID Re-attending between 3 & 9 months - Children	12	35	34.3%	62.6%	62.3%	59.8%
% of FP17s for the same patient ID Re-attending between 3 & 9 months - Adults	42	127	33.1%	53.4%	53.3%	52.1%
% of FP17s for Band 1 Urgent Courses	25	95	26.3%	10.1%	9.7%	9.2%
% of FP17s Relating to Free Repair or Replacements	0	95	0.0%	0.6%	0.6%	0.7%
% of FP17s Relating to Continuations	1	95	1.1%	0.9%	0.8%	0.8%
% of Patients satisfied with the dentistry they have received	0	0	N/A	93.2%	93.4%	93.4%
% of Patients satisfied with the time they had to wait for an appointment	0	0	N/A	85.6%	86.8%	87.6%

* This is based on patients treated on this contract for their most recent course of treatment.

Figures in italics indicate the base number of FP17s or Patient Questionnaire responses are less than 100. N/A is shown where the base number of responses is less than 10 during the period. % is calculated as Quantity/Base number*100

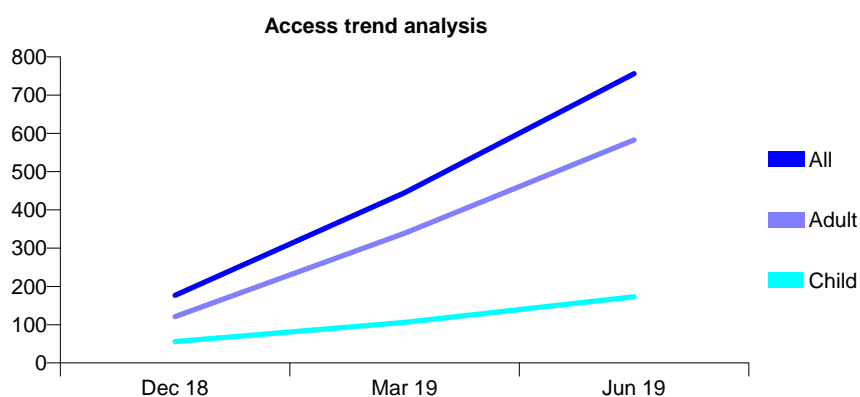
Q70 - Vital Signs At a Glance Contract Report for 100885/0000 - June 2019

Name or company name	Solent Dental Services
Contract type name	PDS Contract
Purpose of contract	General
Contract start date	01/10/2018
Contract end date	31/03/2020

19/20 Contracted general activity (UDA)	3,586
Carry forward general activity (UDA)	0
19/20 Contracted orthodontic activity (UOA)	0
Carry forward orthodontic activity (UOA)	0
Baseline contract value	£554,161.75

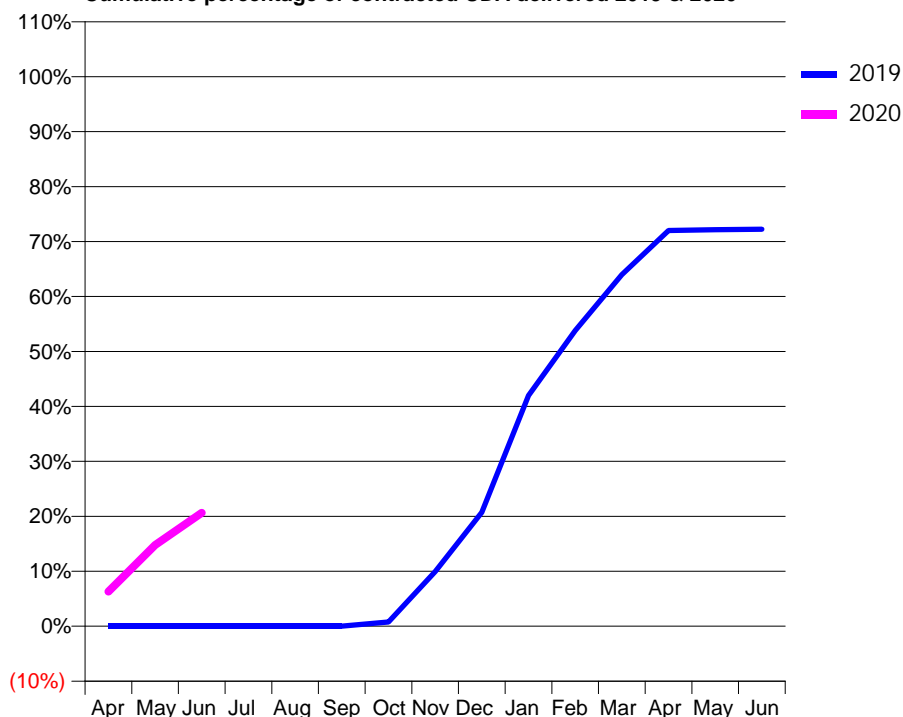
ACCESS*

Patients seen in 24 months	Total	Change since previous quarter
Quarter ending June 2018	0	
Quarter ending September 2018	0	
Quarter ending December 2018	177	↑
Quarter ending March 2019	445	↑
Quarter ending June 2019	756	↑
Variance since June 2018	N/A	



ACTIVITY

Cumulative percentage of contracted UDA delivered 2019 & 2020



Adjusted Scheduled Activity (UDA)

Month	2019	2020
April	0	227
May	0	530
June	0	740
July	0	
August	0	
September	0	
October	14	
November	179	
December	372	
January	753	
February	965	
March	1,147	
April	1,291	
May	1,294	
June	1,295	

QUALITY

	Quantity	Base Number	Contract	AT	Region	England
% of FP17s for the same patient ID Re-attending within 3 months - Children	7	95	7.4%	9.2%	10.6%	11.4%
% of FP17s for the same patient ID Re-attending within 3 months - Adults	26	286	9.1%	13.8%	15.2%	15.4%
% of FP17s for the same patient ID Re-attending between 3 & 9 months - Children	14	95	14.7%	62.6%	62.3%	59.8%
% of FP17s for the same patient ID Re-attending between 3 & 9 months - Adults	21	286	7.3%	53.4%	53.3%	52.1%
% of FP17s for Band 1 Urgent Courses	29	302	9.6%	10.1%	9.7%	9.2%
% of FP17s Relating to Free Repair or Replacements	0	302	0.0%	0.6%	0.6%	0.7%
% of FP17s Relating to Continuations	4	302	1.3%	0.9%	0.8%	0.8%
% of Patients satisfied with the dentistry they have received	0	0	N/A	93.2%	93.4%	93.4%
% of Patients satisfied with the time they had to wait for an appointment	0	0	N/A	85.6%	86.8%	87.6%

* This is based on patients treated on this contract for their most recent course of treatment.

Figures in italics indicate the base number of FP17s or Patient Questionnaire responses are less than 100. N/A is shown where the base number of responses is less than 10 during the period. % is calculated as Quantity/Base number*100

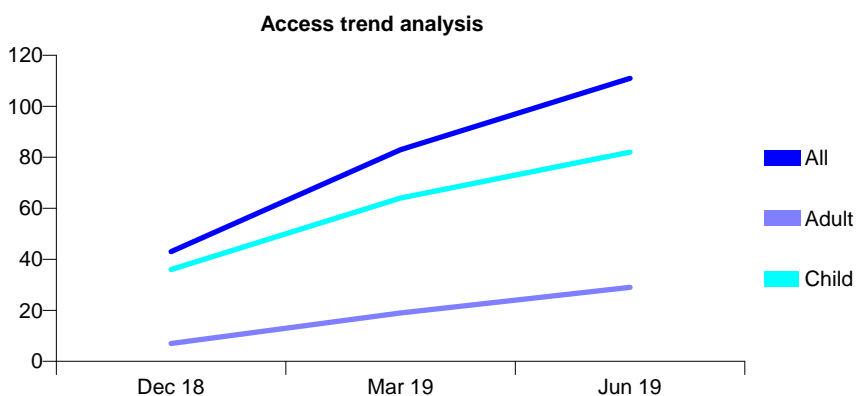
Q70 - Vital Signs At a Glance Contract Report for 100886/0000 - June 2019

Name or company name	Solent Dental Services
Contract type name	PDS Contract
Purpose of contract	General
Contract start date	01/10/2018
Contract end date	31/03/2020

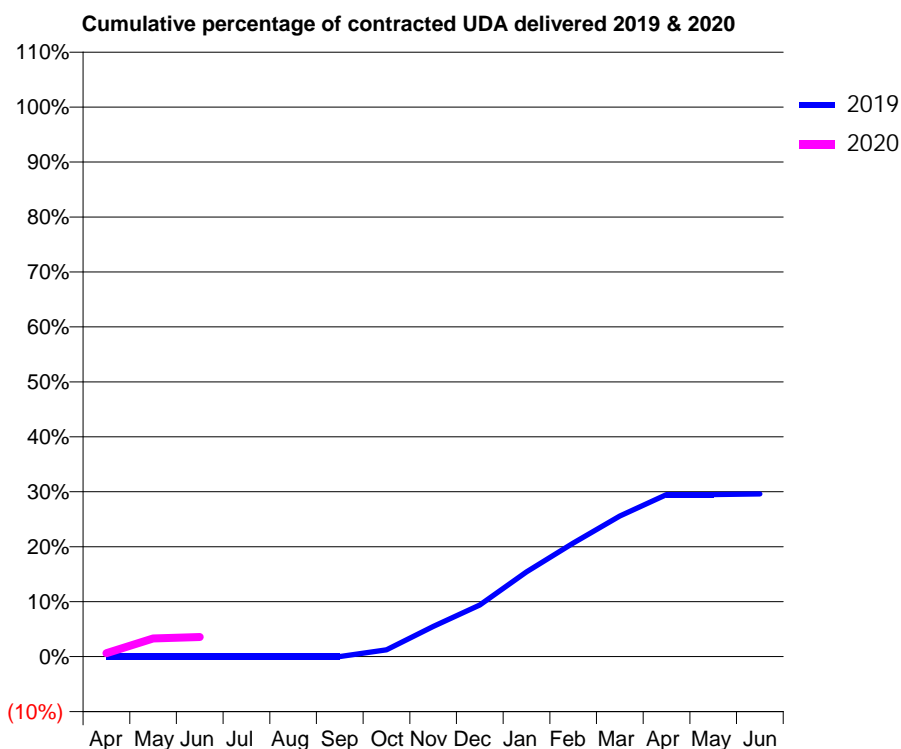
19/20 Contracted general activity (UDA)	1,793
Carry forward general activity (UDA)	0
19/20 Contracted orthodontic activity (UOA)	0
Carry forward orthodontic activity (UOA)	0
Baseline contract value	£277,080.87

ACCESS*

Patients seen in 24 months	Total	Change since previous quarter
Quarter ending June 2018	0	
Quarter ending September 2018	0	
Quarter ending December 2018	43	↑
Quarter ending March 2019	83	↑
Quarter ending June 2019	111	↑
Variance since June 2018	N/A	



ACTIVITY



Month	Adjusted Scheduled Activity (UDA)	
	2019	2020
April	0	11
May	0	59
June	0	64
July	0	
August	0	
September	0	
October	11	
November	49	
December	84	
January	138	
February	185	
March	230	
April	265	
May	265	
June	266	

QUALITY

	Quantity	Base Number	Contract	AT	Region	England
% of FP17s for the same patient ID Re-attending within 3 months - Children	4	31	12.9%	9.2%	10.6%	11.4%
% of FP17s for the same patient ID Re-attending within 3 months - Adults	0	9	0.0%	13.8%	15.2%	15.4%
% of FP17s for the same patient ID Re-attending between 3 & 9 months - Children	0	31	0.0%	62.6%	62.3%	59.8%
% of FP17s for the same patient ID Re-attending between 3 & 9 months - Adults	0	9	0.0%	53.4%	53.3%	52.1%
% of FP17s for Band 1 Urgent Courses	1	25	4.0%	10.1%	9.7%	9.2%
% of FP17s Relating to Free Repair or Replacements	0	25	0.0%	0.6%	0.6%	0.7%
% of FP17s Relating to Continuations	0	25	0.0%	0.9%	0.8%	0.8%
% of Patients satisfied with the dentistry they have received	0	0	N/A	93.2%	93.4%	93.4%
% of Patients satisfied with the time they had to wait for an appointment	0	0	N/A	85.6%	86.8%	87.6%

* This is based on patients treated on this contract for their most recent course of treatment. Figures in italics indicate the base number of FP17s or Patient Questionnaire responses are less than 100. N/A is shown where the base number of responses is less than 10 during the period. % is calculated as Quantity/Base number*100

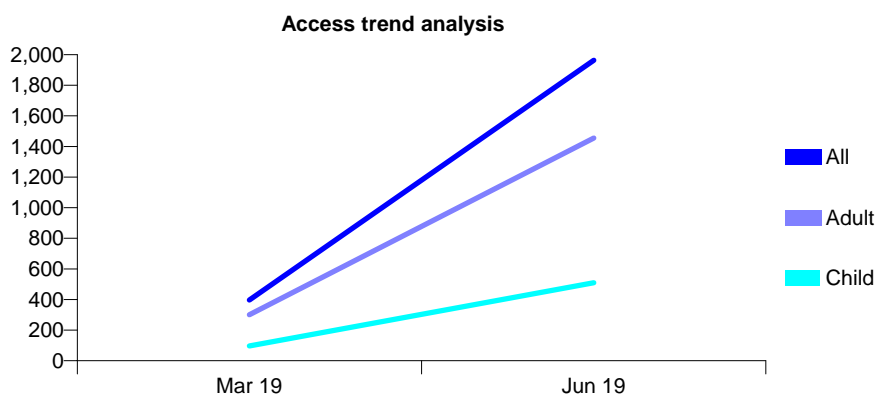
Q70 - Vital Signs At a Glance Contract Report for 100983/0000 - June 2019

Name or company name	Alton Dental Ltd
Contract type name	GDS Contract
Purpose of contract	General
Contract start date	01/02/2019
Contract end date	30/11/2020

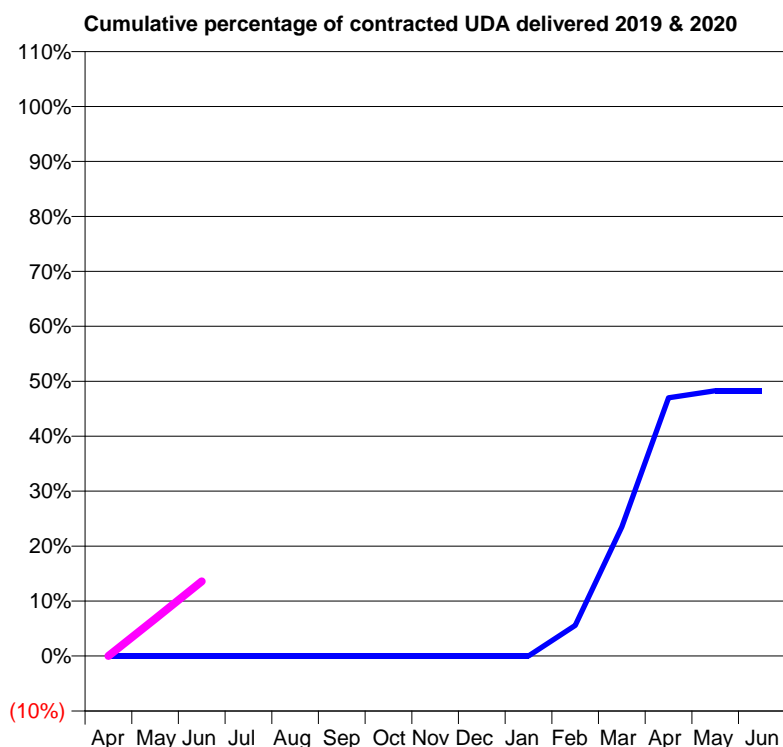
19/20 Contracted general activity (UDA)	15,000
Carry forward general activity (UDA)	0
19/20 Contracted orthodontic activity (UOA)	0
Carry forward orthodontic activity (UOA)	0
Baseline contract value	£420,621.18

ACCESS*

Patients seen in 24 months	Total	Change since previous quarter
Quarter ending June 2018	0	
Quarter ending September 2018	0	
Quarter ending December 2018	0	
Quarter ending March 2019	397	
Quarter ending June 2019	1,964	↑
Variance since June 2018	N/A	



ACTIVITY



Month	Adjusted Scheduled Activity (UDA)	
	2019	2020
April	0	0
May	0	1,018
June	0	2,037
July	0	
August	0	
September	0	
October	0	
November	0	
December	0	
January	0	
February	140	
March	587	
April	1,175	
May	1,207	
June	1,207	

QUALITY

	Quantity	Base Number	Contract	AT	Region	England
% of FP17s for the same patient ID Re-attending within 3 months - Children	14	365	3.8%	9.2%	10.6%	11.4%
% of FP17s for the same patient ID Re-attending within 3 months - Adults	98	1,105	8.9%	13.8%	15.2%	15.4%
% of FP17s for the same patient ID Re-attending between 3 & 9 months - Children	5	365	1.4%	62.6%	62.3%	59.8%
% of FP17s for the same patient ID Re-attending between 3 & 9 months - Adults	11	1,105	1.0%	53.4%	53.3%	52.1%
% of FP17s for Band 1 Urgent Courses	147	1,082	13.6%	10.1%	9.7%	9.2%
% of FP17s Relating to Free Repair or Replacements	3	1,082	0.3%	0.6%	0.6%	0.7%
% of FP17s Relating to Continuations	0	1,082	0.0%	0.9%	0.8%	0.8%
% of Patients satisfied with the dentistry they have received	1	1	N/A	93.2%	93.4%	93.4%
% of Patients satisfied with the time they had to wait for an appointment	1	1	N/A	85.6%	86.8%	87.6%


* This is based on patients treated on this contract for their most recent course of treatment. Figures in italics indicate the base number of FP17s or Patient Questionnaire responses are less than 100. N/A is shown where the base number of responses is less than 10 during the period. % is calculated as Quantity/Base number*100

Q70 - Vital Signs At a Glance Contract Report for 101144/0000 - June 2019

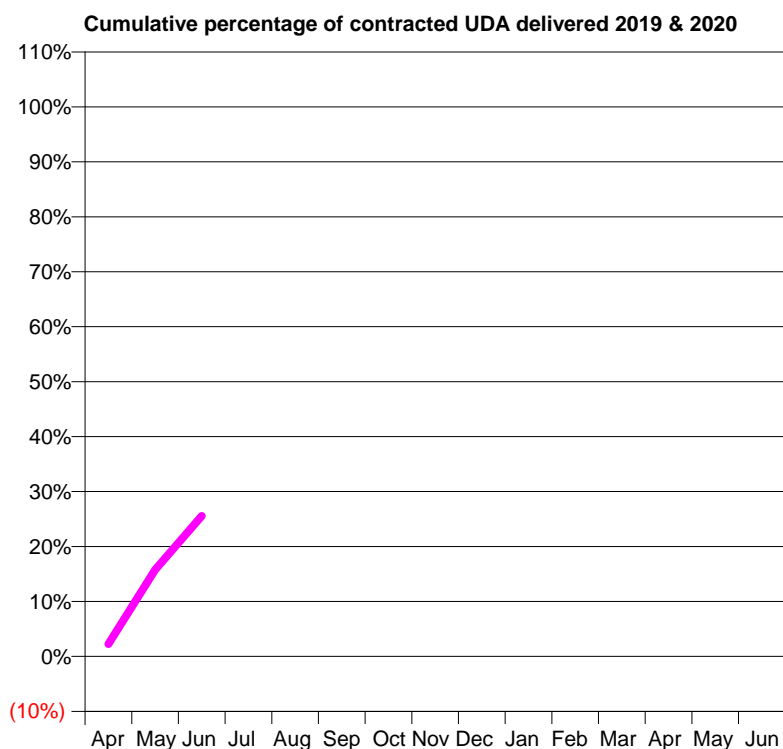
Name or company name	Mr M Rzepski & Mrs A Grycz-Rzepaska	19/20 Contracted general activity (UDA)	6,000
Contract type name	GDS Contract	Carry forward general activity (UDA)	0
Purpose of contract	General	19/20 Contracted orthodontic activity (UOA)	0
Contract start date	01/04/2019	Carry forward orthodontic activity (UOA)	0
Contract end date		Baseline contract value	£158,429.84

ACCESS*

Patients seen in 24 months	Total	Change since previous quarter
Quarter ending June 2018	0	
Quarter ending September 2018	0	
Quarter ending December 2018	0	
Quarter ending March 2019	0	
Quarter ending June 2019	1,264	↑
Variance since June 2018	N/A	



ACTIVITY



Adjusted Scheduled Activity (UDA)		
Month	2019	2020
April	0	137
May	0	945
June	0	1,534
July	0	
August	0	
September	0	
October	0	
November	0	
December	0	
January	0	
February	0	
March	0	
April	0	
May	0	
June	0	

QUALITY

	Quantity	Base Number	Contract	AT	Region	England
% of FP17s for the same patient ID Re-attending within 3 months - Children	1	179	0.6%	9.2%	10.6%	11.4%
% of FP17s for the same patient ID Re-attending within 3 months - Adults	12	771	1.6%	13.8%	15.2%	15.4%
% of FP17s for the same patient ID Re-attending between 3 & 9 months - Children	0	179	0.0%	62.6%	62.3%	59.8%
% of FP17s for the same patient ID Re-attending between 3 & 9 months - Adults	0	771	0.0%	53.4%	53.3%	52.1%
% of FP17s for Band 1 Urgent Courses	44	950	4.6%	10.1%	9.7%	9.2%
% of FP17s Relating to Free Repair or Replacements	2	950	0.2%	0.6%	0.6%	0.7%
% of FP17s Relating to Continuations	16	950	1.7%	0.9%	0.8%	0.8%
% of Patients satisfied with the dentistry they have received	1	1	N/A	93.2%	93.4%	93.4%
% of Patients satisfied with the time they had to wait for an appointment	1	1	N/A	85.6%	86.8%	87.6%

* This is based on patients treated on this contract for their most recent course of treatment. Figures in italics indicate the base number of FP17s or Patient Questionnaire responses are less than 100. N/A is shown where the base number of responses is less than 10 during the period. % is calculated as Quantity/Base number*100

Q70 - Vital Signs At a Glance Contract Report for 101147/0000 - June 2019


Name or company name	Dentapol Ltd
Contract type name	GDS Contract
Purpose of contract	General
Contract start date	01/04/2019
Contract end date	

19/20 Contracted general activity (UDA)	13,000
Carry forward general activity (UDA)	0
19/20 Contracted orthodontic activity (UOA)	0
Carry forward orthodontic activity (UOA)	0
Baseline contract value	£341,556.88

ACCESS*

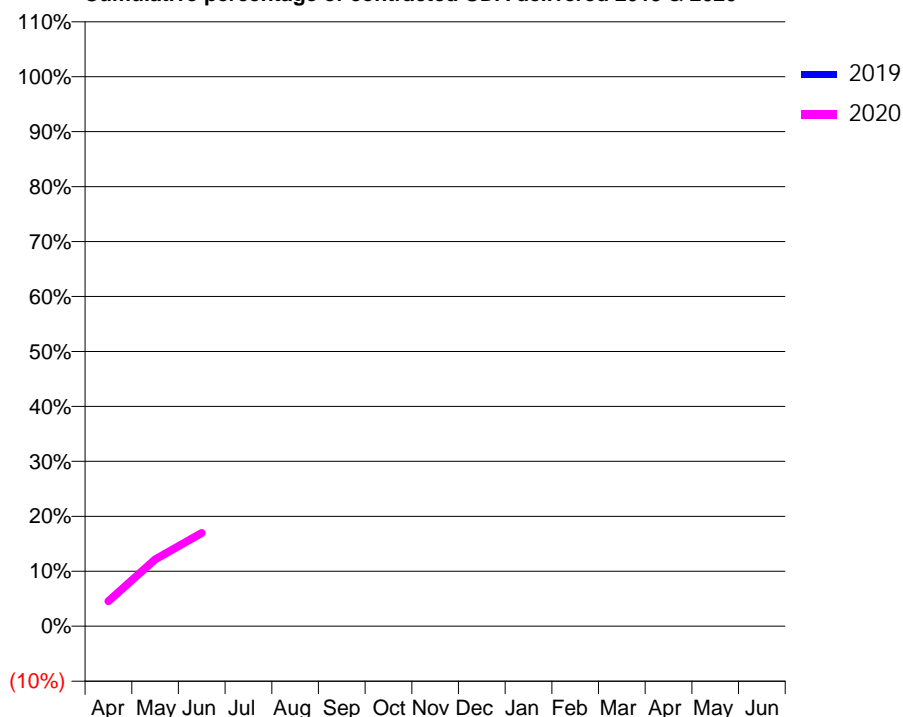
Patients seen in 24 months	Total	Change since previous quarter
Quarter ending June 2018	0	
Quarter ending September 2018	0	
Quarter ending December 2018	0	
Quarter ending March 2019	0	
Quarter ending June 2019	1,612	↑
Variance since June 2018	N/A	

Access trend analysis



ACTIVITY

Cumulative percentage of contracted UDA delivered 2019 & 2020



Adjusted Scheduled Activity (UDA)

Month	2019	2020
April	0	593
May	0	1,582
June	0	2,206
July	0	
August	0	
September	0	
October	0	
November	0	
December	0	
January	0	
February	0	
March	0	
April	0	
May	0	
June	0	

QUALITY

	Quantity	Base Number	Contract	AT	Region	England
% of FP17s for the same patient ID Re-attending within 3 months - Children	2	275	0.7%	9.2%	10.6%	11.4%
% of FP17s for the same patient ID Re-attending within 3 months - Adults	32	1,021	3.1%	13.8%	15.2%	15.4%
% of FP17s for the same patient ID Re-attending between 3 & 9 months - Children	0	275	0.0%	62.6%	62.3%	59.8%
% of FP17s for the same patient ID Re-attending between 3 & 9 months - Adults	0	1,021	0.0%	53.4%	53.3%	52.1%
% of FP17s for Band 1 Urgent Courses	114	1,296	8.8%	10.1%	9.7%	9.2%
% of FP17s Relating to Free Repair or Replacements	8	1,296	0.6%	0.6%	0.6%	0.7%
% of FP17s Relating to Continuations	8	1,296	0.6%	0.9%	0.8%	0.8%
% of Patients satisfied with the dentistry they have received	1	1	N/A	93.2%	93.4%	93.4%
% of Patients satisfied with the time they had to wait for an appointment	1	1	N/A	85.6%	86.8%	87.6%

* This is based on patients treated on this contract for their most recent course of treatment.

Figures in italics indicate the base number of FP17s or Patient Questionnaire responses are less than 100. N/A is shown where the base number of responses is less than 10 during the period. % is calculated as Quantity/Base number*100


Q70 - Vital Signs At a Glance Contract Report for 101148/0000 - June 2019

Name or company name	Dentapol Ltd
Contract type name	GDS Contract
Purpose of contract	General
Contract start date	01/04/2019
Contract end date	

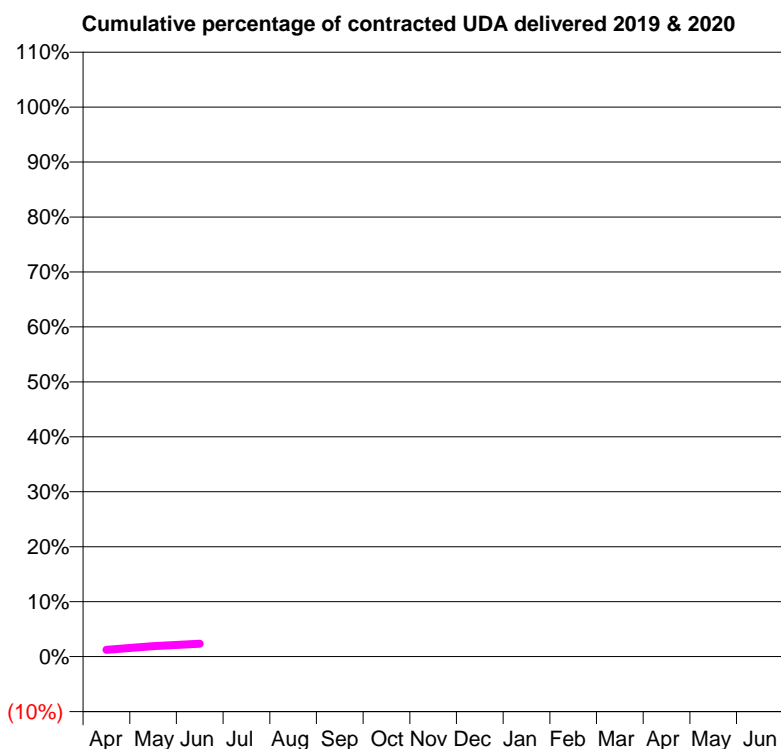
19/20 Contracted general activity (UDA)	16,400
Carry forward general activity (UDA)	0
19/20 Contracted orthodontic activity (UOA)	0
Carry forward orthodontic activity (UOA)	0
Baseline contract value	£433,698.10

ACCESS*

Patients seen in 24 months	Total	Change since previous quarter
Quarter ending June 2018	0	
Quarter ending September 2018	0	
Quarter ending December 2018	0	
Quarter ending March 2019	0	
Quarter ending June 2019	234	↑
Variance since June 2018	N/A	



ACTIVITY



Month	Adjusted Scheduled Activity (UDA)	
	2019	2020
April	0	204
May	0	313
June	0	383
July	0	
August	0	
September	0	
October	0	
November	0	
December	0	
January	0	
February	0	
March	0	
April	0	
May	0	
June	0	

QUALITY

	Quantity	Base Number	Contract	AT	Region	England
% of FP17s for the same patient ID Re-attending within 3 months - Children	0	41	0.0%	9.2%	10.6%	11.4%
% of FP17s for the same patient ID Re-attending within 3 months - Adults	3	216	1.4%	13.8%	15.2%	15.4%
% of FP17s for the same patient ID Re-attending between 3 & 9 months - Children	0	41	0.0%	62.6%	62.3%	59.8%
% of FP17s for the same patient ID Re-attending between 3 & 9 months - Adults	0	216	0.0%	53.4%	53.3%	52.1%
% of FP17s for Band 1 Urgent Courses	19	257	7.4%	10.1%	9.7%	9.2%
% of FP17s Relating to Free Repair or Replacements	2	257	0.8%	0.6%	0.6%	0.7%
% of FP17s Relating to Continuations	0	257	0.0%	0.9%	0.8%	0.8%
% of Patients satisfied with the dentistry they have received	0	0	N/A	93.2%	93.4%	93.4%
% of Patients satisfied with the time they had to wait for an appointment	0	0	N/A	85.6%	86.8%	87.6%

* This is based on patients treated on this contract for their most recent course of treatment. Figures in italics indicate the base number of FP17s or Patient Questionnaire responses are less than 100. N/A is shown where the base number of responses is less than 10 during the period. % is calculated as Quantity/Base number*100


Q70 - Vital Signs At a Glance Contract Report for 101151/0000 - June 2019

Name or company name	Jonathan Mynors-Wallis, Jayne Mynors-Wa
Contract type name	GDS Contract
Purpose of contract	General
Contract start date	01/04/2019
Contract end date	

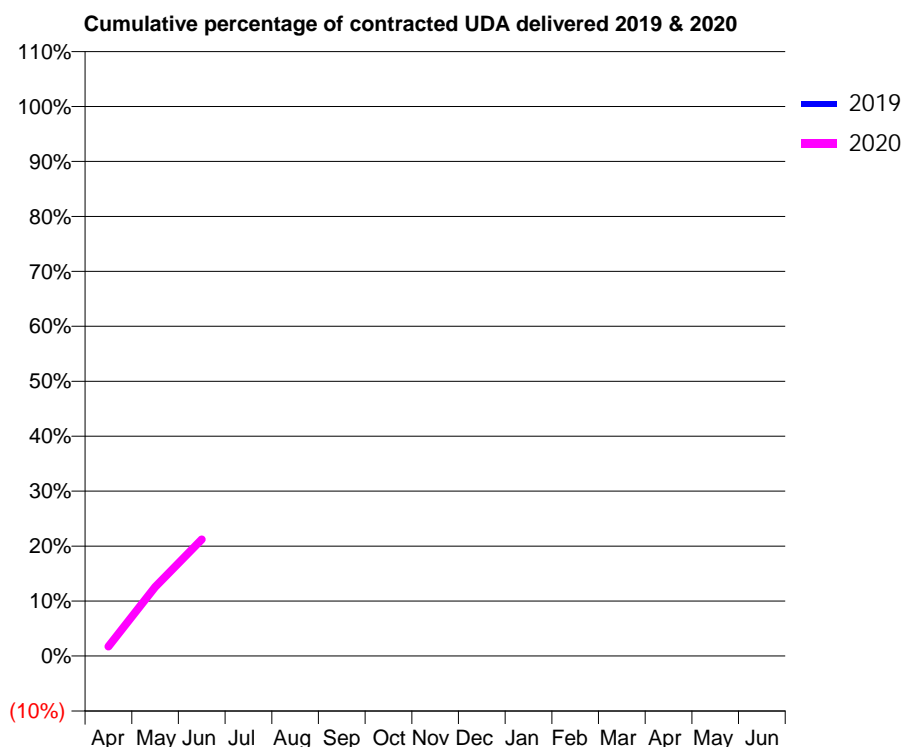
19/20 Contracted general activity (UDA)	6,000
Carry forward general activity (UDA)	0
19/20 Contracted orthodontic activity (UOA)	0
Carry forward orthodontic activity (UOA)	0
Baseline contract value	£186,155.06

ACCESS*

Patients seen in 24 months	Total	Change since previous quarter
Quarter ending June 2018	0	
Quarter ending September 2018	0	
Quarter ending December 2018	0	
Quarter ending March 2019	0	
Quarter ending June 2019	839	↑
Variance since June 2018	N/A	



ACTIVITY



Month	Adjusted Scheduled Activity (UDA)	
	2019	2020
April	0	103
May	0	753
June	0	1,273
July	0	
August	0	
September	0	
October	0	
November	0	
December	0	
January	0	
February	0	
March	0	
April	0	
May	0	
June	0	

QUALITY

	Quantity	Base Number	Contract	AT	Region	England
% of FP17s for the same patient ID Re-attending within 3 months - Children	0	166	0.0%	9.2%	10.6%	11.4%
% of FP17s for the same patient ID Re-attending within 3 months - Adults	8	642	1.2%	13.8%	15.2%	15.4%
% of FP17s for the same patient ID Re-attending between 3 & 9 months - Children	0	166	0.0%	62.6%	62.3%	59.8%
% of FP17s for the same patient ID Re-attending between 3 & 9 months - Adults	0	642	0.0%	53.4%	53.3%	52.1%
% of FP17s for Band 1 Urgent Courses	77	630	12.2%	10.1%	9.7%	9.2%
% of FP17s Relating to Free Repair or Replacements	7	630	1.1%	0.6%	0.6%	0.7%
% of FP17s Relating to Continuations	0	630	0.0%	0.9%	0.8%	0.8%
% of Patients satisfied with the dentistry they have received	0	0	N/A	93.2%	93.4%	93.4%
% of Patients satisfied with the time they had to wait for an appointment	0	0	N/A	85.6%	86.8%	87.6%

* This is based on patients treated on this contract for their most recent course of treatment. Figures in italics indicate the base number of FP17s or Patient Questionnaire responses are less than 100. N/A is shown where the base number of responses is less than 10 during the period. % is calculated as Quantity/Base number*100


Q70 - Vital Signs At a Glance Contract Report for 101207/0000 - June 2019

Name or company name	Farnborough Dental Centre Ltd
Contract type name	GDS Contract
Purpose of contract	General
Contract start date	01/05/2019
Contract end date	

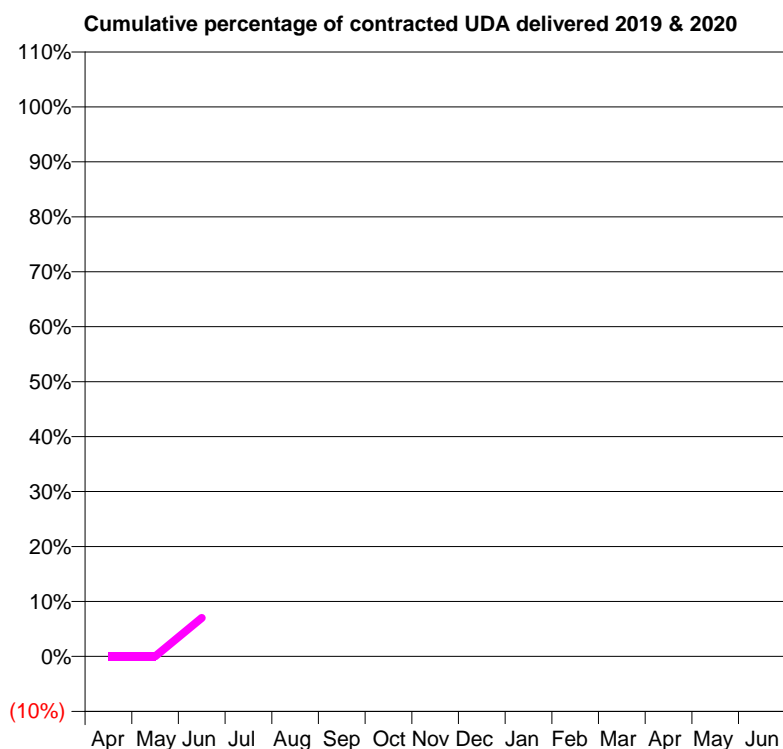
19/20 Contracted general activity (UDA)	11,509
Carry forward general activity (UDA)	0
19/20 Contracted orthodontic activity (UOA)	0
Carry forward orthodontic activity (UOA)	0
Baseline contract value	£312,780.74

ACCESS*

Patients seen in 24 months	Total	Change since previous quarter
Quarter ending June 2018	0	
Quarter ending September 2018	0	
Quarter ending December 2018	0	
Quarter ending March 2019	0	
Quarter ending June 2019	746	↑
Variance since June 2018	N/A	



ACTIVITY



Month	Adjusted Scheduled Activity (UDA)	
	2019	2020
April	0	0
May	0	0
June	0	806
July	0	
August	0	
September	0	
October	0	
November	0	
December	0	
January	0	
February	0	
March	0	
April	0	
May	0	
June	0	

QUALITY

	Quantity	Base Number	Contract	AT	Region	England
% of FP17s for the same patient ID Re-attending within 3 months - Children	0	198	0.0%	9.2%	10.6%	11.4%
% of FP17s for the same patient ID Re-attending within 3 months - Adults	0	314	0.0%	13.8%	15.2%	15.4%
% of FP17s for the same patient ID Re-attending between 3 & 9 months - Children	0	198	0.0%	62.6%	62.3%	59.8%
% of FP17s for the same patient ID Re-attending between 3 & 9 months - Adults	0	314	0.0%	53.4%	53.3%	52.1%
% of FP17s for Band 1 Urgent Courses	15	512	2.9%	10.1%	9.7%	9.2%
% of FP17s Relating to Free Repair or Replacements	0	512	0.0%	0.6%	0.6%	0.7%
% of FP17s Relating to Continuations	0	512	0.0%	0.9%	0.8%	0.8%
% of Patients satisfied with the dentistry they have received	0	0	N/A	93.2%	93.4%	93.4%
% of Patients satisfied with the time they had to wait for an appointment	0	0	N/A	85.6%	86.8%	87.6%

* This is based on patients treated on this contract for their most recent course of treatment. Figures in italics indicate the base number of FP17s or Patient Questionnaire responses are less than 100. N/A is shown where the base number of responses is less than 10 during the period. % is calculated as Quantity/Base number*100

Q70 - Vital Signs At a Glance Contract Report for 101208/0000 - June 2019


Name or company name	Farnborough Dental Centre Ltd
Contract type name	GDS Contract
Purpose of contract	General and Orthodontic
Contract start date	01/05/2019
Contract end date	

19/20 Contracted general activity (UDA)	14,894
Carry forward general activity (UDA)	0
19/20 Contracted orthodontic activity (UOA)	2,221
Carry forward orthodontic activity (UOA)	0
Baseline contract value	£537,851.74

ACCESS*

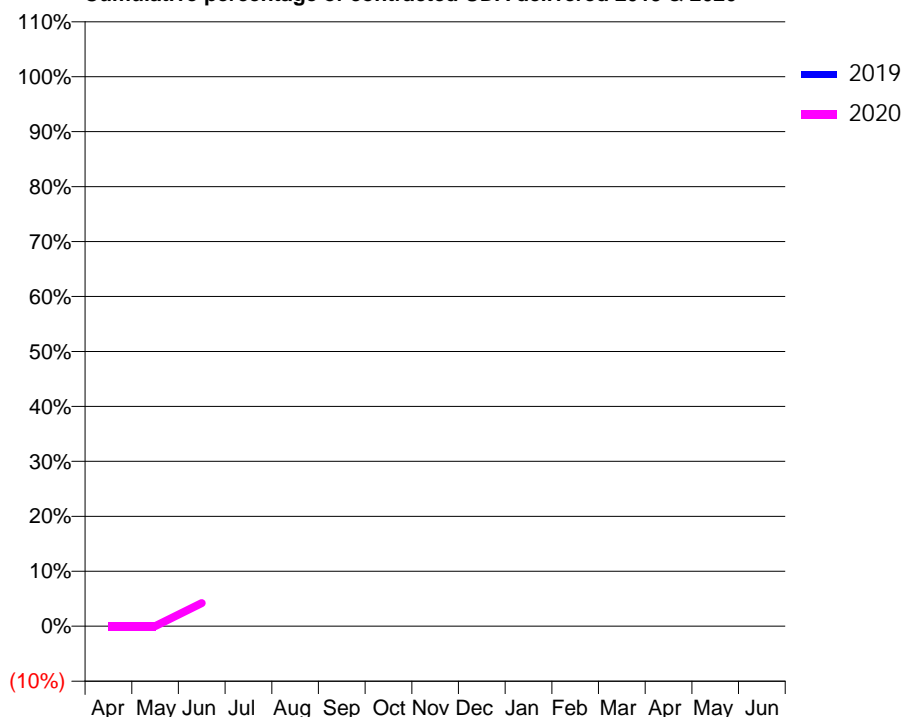
Patients seen in 24 months	Total	Change since previous quarter
Quarter ending June 2018	0	
Quarter ending September 2018	0	
Quarter ending December 2018	0	
Quarter ending March 2019	0	
Quarter ending June 2019	720	↑
Variance since June 2018	N/A	

Access trend analysis



ACTIVITY

Cumulative percentage of contracted UDA delivered 2019 & 2020



Adjusted Scheduled Activity (UDA)

Month	2019	2020
April	0	0
May	0	0
June	0	628
July	0	
August	0	
September	0	
October	0	
November	0	
December	0	
January	0	
February	0	
March	0	
April	0	
May	0	
June	0	

QUALITY

	Quantity	Base Number	Contract	AT	Region	England
% of FP17s for the same patient ID Re-attending within 3 months - Children	0	91	0.0%	9.2%	10.6%	11.4%
% of FP17s for the same patient ID Re-attending within 3 months - Adults	0	275	0.0%	13.8%	15.2%	15.4%
% of FP17s for the same patient ID Re-attending between 3 & 9 months - Children	0	91	0.0%	62.6%	62.3%	59.8%
% of FP17s for the same patient ID Re-attending between 3 & 9 months - Adults	0	275	0.0%	53.4%	53.3%	52.1%
% of FP17s for Band 1 Urgent Courses	11	366	3.0%	10.1%	9.7%	9.2%
% of FP17s Relating to Free Repair or Replacements	1	366	0.3%	0.6%	0.6%	0.7%
% of FP17s Relating to Continuations	0	366	0.0%	0.9%	0.8%	0.8%
% of Patients satisfied with the dentistry they have received	0	0	N/A	93.2%	93.4%	93.4%
% of Patients satisfied with the time they had to wait for an appointment	0	0	N/A	85.6%	86.8%	87.6%

* This is based on patients treated on this contract for their most recent course of treatment.

Figures in italics indicate the base number of FP17s or Patient Questionnaire responses are less than 100. N/A is shown where the base number of responses is less than 10 during the period. % is calculated as Quantity/Base number*100

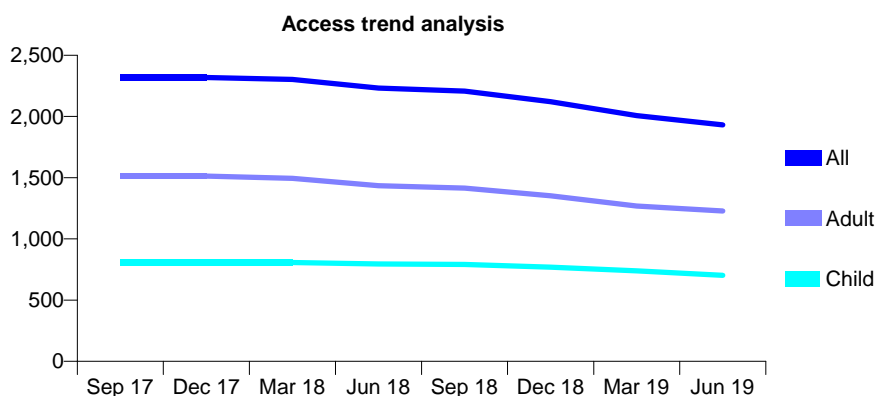
Q70 - Vital Signs At a Glance Contract Report for 101281/0122 - June 2019

Name or company name	OASIS DENTAL CARE LTD
Contract type name	GDS Contract
Purpose of contract	General
Contract start date	01/04/2006
Contract end date	

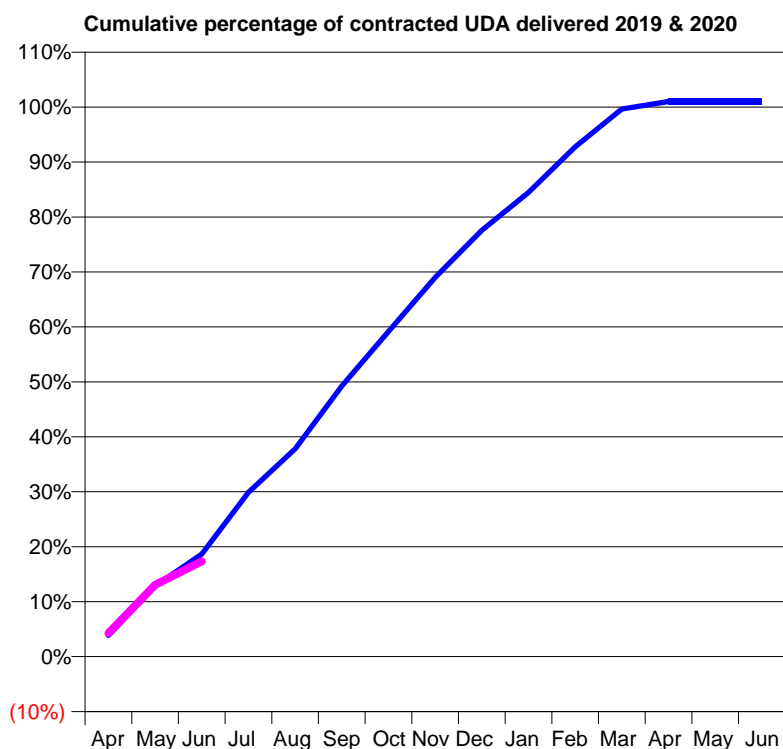
19/20 Contracted general activity (UDA)	4,652
Carry forward general activity (UDA)	0
19/20 Contracted orthodontic activity (UOA)	0
Carry forward orthodontic activity (UOA)	0
Baseline contract value	£112,735.80

ACCESS*

Patients seen in 24 months	Total	Change since previous quarter
Quarter ending June 2018	2,231	
Quarter ending September 2018	2,207	↓
Quarter ending December 2018	2,122	↓
Quarter ending March 2019	2,007	↓
Quarter ending June 2019	1,931	↓
Variance since June 2018	(13.4%)	↓



ACTIVITY



Month	Adjusted Scheduled Activity (UDA)	
	2019	2020
April	180	198
May	599	608
June	868	807
July	1,390	
August	1,760	
September	2,290	
October	2,752	
November	3,210	
December	3,608	
January	3,929	
February	4,316	
March	4,636	
April	4,699	
May	4,699	
June	4,699	

QUALITY

	Quantity	Base Number	Contract	AT	Region	England
% of FP17s for the same patient ID Re-attending within 3 months - Children	19	253	7.5%	9.2%	10.6%	11.4%
% of FP17s for the same patient ID Re-attending within 3 months - Adults	44	306	14.4%	13.8%	15.2%	15.4%
% of FP17s for the same patient ID Re-attending between 3 & 9 months - Children	174	253	68.8%	62.6%	62.3%	59.8%
% of FP17s for the same patient ID Re-attending between 3 & 9 months - Adults	174	306	56.9%	53.4%	53.3%	52.1%
% of FP17s for Band 1 Urgent Courses	48	512	9.4%	10.1%	9.7%	9.2%
% of FP17s Relating to Free Repair or Replacements	1	512	0.2%	0.6%	0.6%	0.7%
% of FP17s Relating to Continuations	4	512	0.8%	0.9%	0.8%	0.8%
% of Patients satisfied with the dentistry they have received	1	1	N/A	93.2%	93.4%	93.4%
% of Patients satisfied with the time they had to wait for an appointment	0	1	N/A	85.6%	86.8%	87.6%

* This is based on patients treated on this contract for their most recent course of treatment. Figures in italics indicate the base number of FP17s or Patient Questionnaire responses are less than 100. N/A is shown where the base number of responses is less than 10 during the period. % is calculated as Quantity/Base number*100

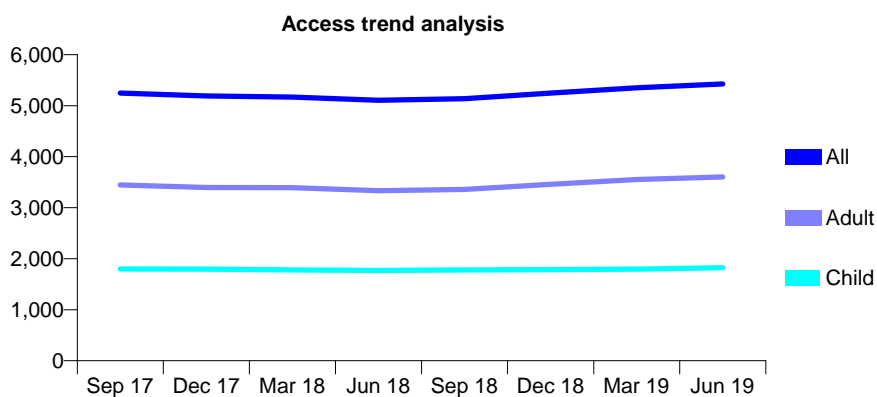
Q70 - Vital Signs At a Glance Contract Report for 101281/0124 - June 2019

Name or company name	OASIS DENTAL CARE LTD
Contract type name	GDS Contract
Purpose of contract	General
Contract start date	01/04/2006
Contract end date	

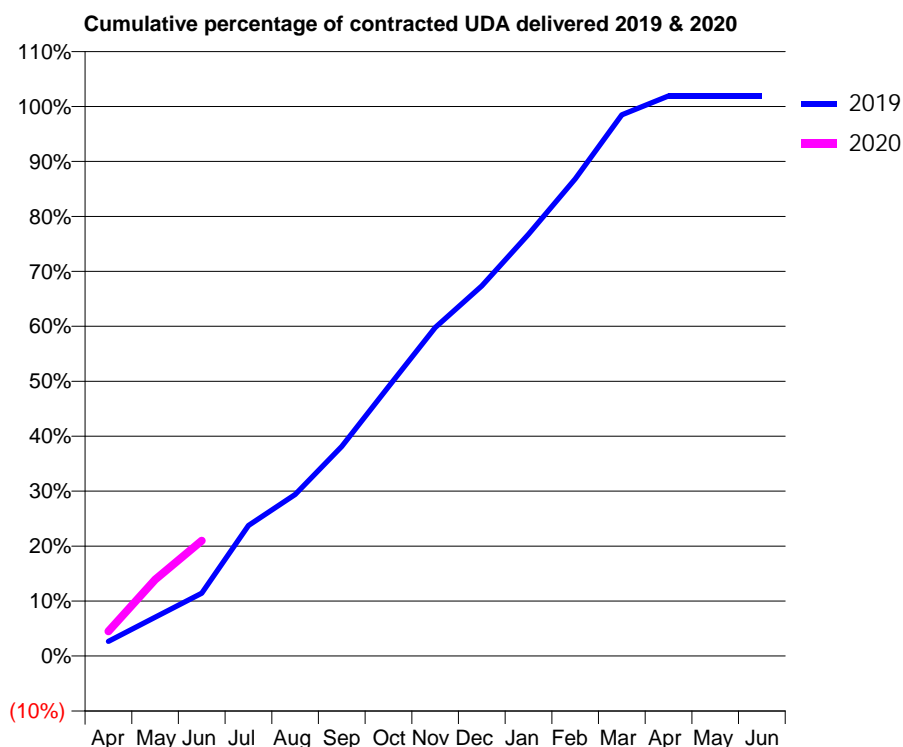
19/20 Contracted general activity (UDA)	13,263
Carry forward general activity (UDA)	0
19/20 Contracted orthodontic activity (UOA)	0
Carry forward orthodontic activity (UOA)	0
Baseline contract value	£327,442.04

ACCESS*

Patients seen in 24 months	Total	Change since previous quarter
Quarter ending June 2018	5,105	
Quarter ending September 2018	5,136	→
Quarter ending December 2018	5,246	↑
Quarter ending March 2019	5,350	→
Quarter ending June 2019	5,426	→
Variance since June 2018	6.3%	↑



ACTIVITY



Month	Adjusted Scheduled Activity (UDA)	
	2019	2020
April	354	596
May	939	1,846
June	1,516	2,782
July	3,148	
August	3,898	
September	5,059	
October	6,501	
November	7,928	
December	8,935	
January	10,177	
February	11,519	
March	13,058	
April	13,516	
May	13,516	
June	13,516	

QUALITY

	Quantity	Base Number	Contract	AT	Region	England
% of FP17s for the same patient ID Re-attending within 3 months - Children	71	676	10.5%	9.2%	10.6%	11.4%
% of FP17s for the same patient ID Re-attending within 3 months - Adults	176	1,145	15.4%	13.8%	15.2%	15.4%
% of FP17s for the same patient ID Re-attending between 3 & 9 months - Children	406	676	60.1%	62.6%	62.3%	59.8%
% of FP17s for the same patient ID Re-attending between 3 & 9 months - Adults	587	1,145	51.3%	53.4%	53.3%	52.1%
% of FP17s for Band 1 Urgent Courses	141	1,529	9.2%	10.1%	9.7%	9.2%
% of FP17s Relating to Free Repair or Replacements	20	1,529	1.3%	0.6%	0.6%	0.7%
% of FP17s Relating to Continuations	11	1,529	0.7%	0.9%	0.8%	0.8%
% of Patients satisfied with the dentistry they have received	1	1	N/A	93.2%	93.4%	93.4%
% of Patients satisfied with the time they had to wait for an appointment	1	1	N/A	85.6%	86.8%	87.6%

* This is based on patients treated on this contract for their most recent course of treatment. Figures in italics indicate the base number of FP17s or Patient Questionnaire responses are less than 100. N/A is shown where the base number of responses is less than 10 during the period. % is calculated as Quantity/Base number*100

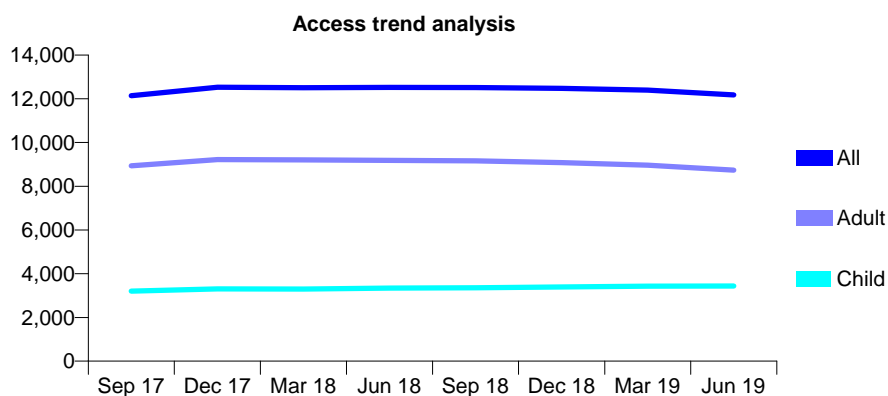
Q70 - Vital Signs At a Glance Contract Report for 101281/0193 - June 2019

Name or company name	OASIS DENTAL CARE LTD
Contract type name	GDS Contract
Purpose of contract	General
Contract start date	01/02/2009
Contract end date	

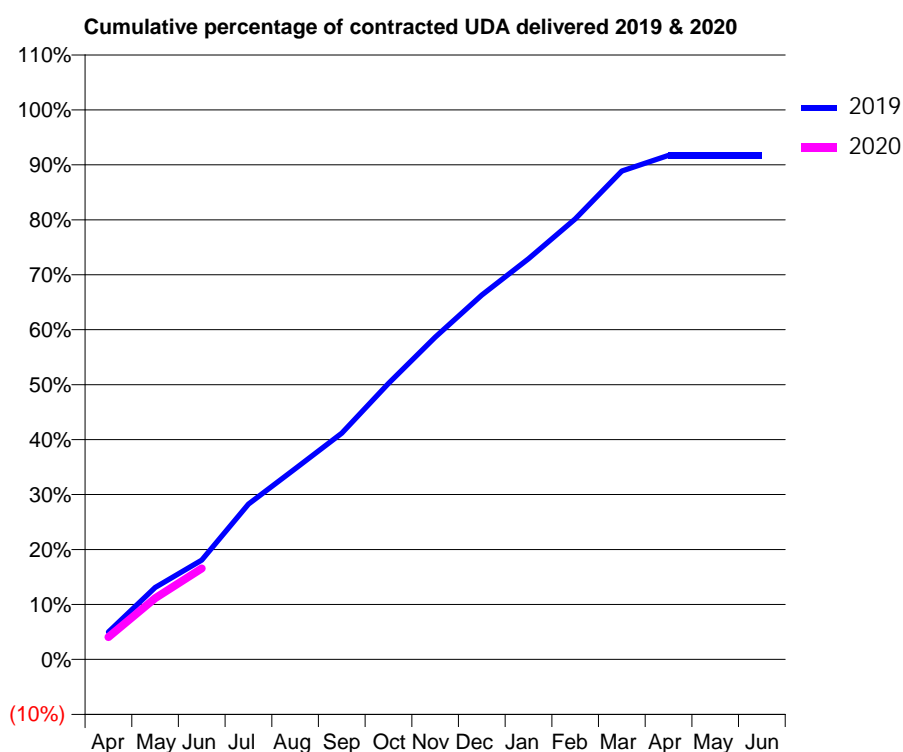
19/20 Contracted general activity (UDA)	35,100
Carry forward general activity (UDA)	0
19/20 Contracted orthodontic activity (UOA)	0
Carry forward orthodontic activity (UOA)	0
Baseline contract value	£775,076.12

ACCESS*

Patients seen in 24 months	Total	Change since previous quarter
Quarter ending June 2018	12,523	
Quarter ending September 2018	12,514	→
Quarter ending December 2018	12,477	→
Quarter ending March 2019	12,398	→
Quarter ending June 2019	12,178	↓
Variance since June 2018	(2.8%)	↓



ACTIVITY



Month	2019	2020
April	1,754	1,430
May	4,599	3,918
June	6,338	5,811
July	9,915	
August	12,176	
September	14,446	
October	17,627	
November	20,582	
December	23,269	
January	25,592	
February	28,136	
March	31,186	
April	32,193	
May	32,191	
June	32,191	

QUALITY

	Quantity	Base Number	Contract	AT	Region	England
% of FP17s for the same patient ID Re-attending within 3 months - Children	74	1,143	6.5%	9.2%	10.6%	11.4%
% of FP17s for the same patient ID Re-attending within 3 months - Adults	329	2,619	12.6%	13.8%	15.2%	15.4%
% of FP17s for the same patient ID Re-attending between 3 & 9 months - Children	710	1,143	62.1%	62.6%	62.3%	59.8%
% of FP17s for the same patient ID Re-attending between 3 & 9 months - Adults	1,690	2,619	64.5%	53.4%	53.3%	52.1%
% of FP17s for Band 1 Urgent Courses	392	3,290	11.9%	10.1%	9.7%	9.2%
% of FP17s Relating to Free Repair or Replacements	23	3,290	0.7%	0.6%	0.6%	0.7%
% of FP17s Relating to Continuations	20	3,290	0.6%	0.9%	0.8%	0.8%
% of Patients satisfied with the dentistry they have received	3	3	N/A	93.2%	93.4%	93.4%
% of Patients satisfied with the time they had to wait for an appointment	3	3	N/A	85.6%	86.8%	87.6%

* This is based on patients treated on this contract for their most recent course of treatment. Figures in italics indicate the base number of FP17s or Patient Questionnaire responses are less than 100. N/A is shown where the base number of responses is less than 10 during the period. % is calculated as Quantity/Base number*100

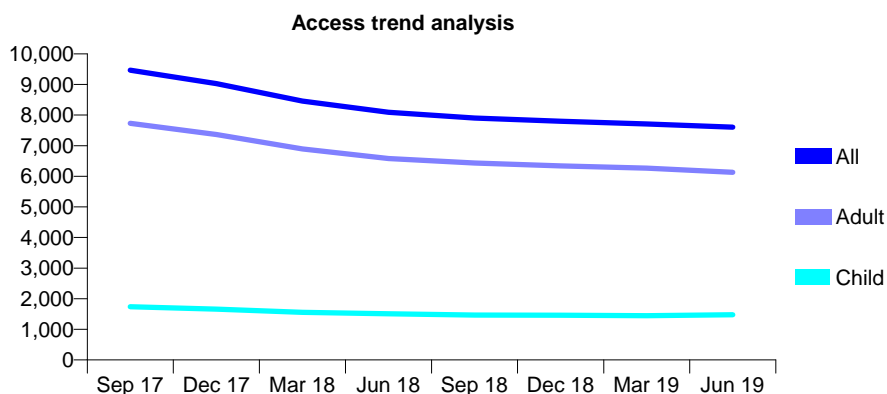
Q70 - Vital Signs At a Glance Contract Report for 101338/0001 - June 2019

Name or company name	Whitecross Dental Care Limited
Contract type name	GDS Contract
Purpose of contract	General
Contract start date	01/04/2006
Contract end date	

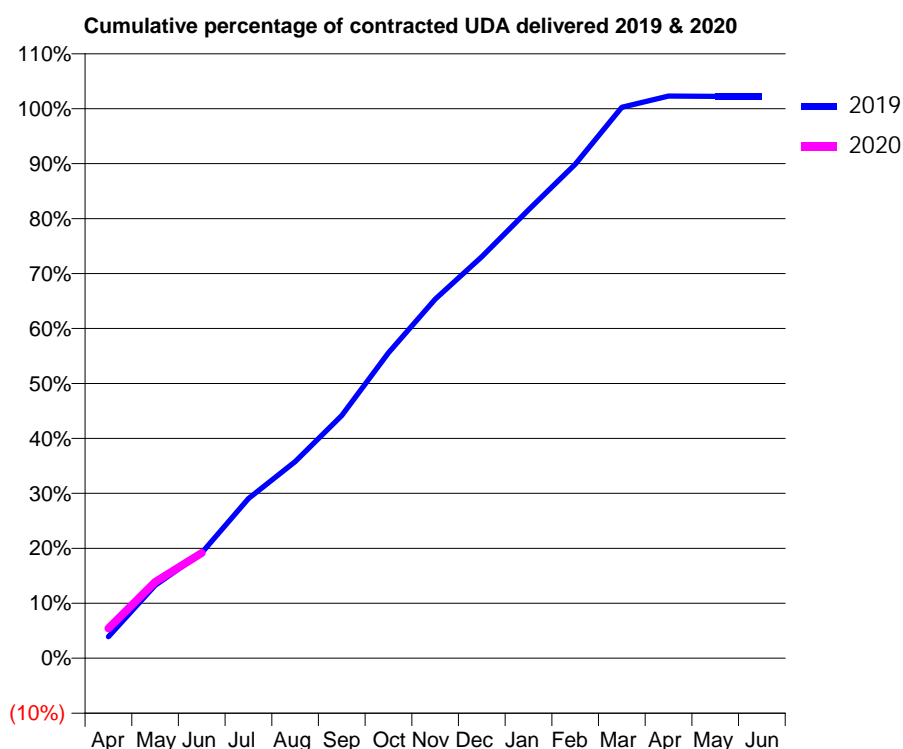
19/20 Contracted general activity (UDA)	23,000
Carry forward general activity (UDA)	0
19/20 Contracted orthodontic activity (UOA)	0
Carry forward orthodontic activity (UOA)	0
Baseline contract value	£569,952.03

ACCESS*

Patients seen in 24 months	Total	Change since previous quarter
Quarter ending June 2018	8,092	
Quarter ending September 2018	7,900	↓
Quarter ending December 2018	7,798	↓
Quarter ending March 2019	7,711	↓
Quarter ending June 2019	7,605	↓
Variance since June 2018	(6.0%)	↓



ACTIVITY



Adjusted Scheduled Activity (UDA)		
Month	2019	2020
April	901	1,252
May	3,052	3,189
June	4,415	4,409
July	6,683	
August	8,229	
September	10,162	
October	12,783	
November	15,027	
December	16,802	
January	18,763	
February	20,677	
March	23,062	
April	23,528	
May	23,514	
June	23,513	

QUALITY

	Quantity	Base Number	Contract	AT	Region	England
% of FP17s for the same patient ID Re-attending within 3 months - Children	34	549	6.2%	9.2%	10.6%	11.4%
% of FP17s for the same patient ID Re-attending within 3 months - Adults	197	1,920	10.3%	13.8%	15.2%	15.4%
% of FP17s for the same patient ID Re-attending between 3 & 9 months - Children	320	549	58.3%	62.6%	62.3%	59.8%
% of FP17s for the same patient ID Re-attending between 3 & 9 months - Adults	1,113	1,920	58.0%	53.4%	53.3%	52.1%
% of FP17s for Band 1 Urgent Courses	150	2,279	6.6%	10.1%	9.7%	9.2%
% of FP17s Relating to Free Repair or Replacements	13	2,279	0.6%	0.6%	0.6%	0.7%
% of FP17s Relating to Continuations	29	2,279	1.3%	0.9%	0.8%	0.8%
% of Patients satisfied with the dentistry they have received	1	1	N/A	93.2%	93.4%	93.4%
% of Patients satisfied with the time they had to wait for an appointment	1	1	N/A	85.6%	86.8%	87.6%

* This is based on patients treated on this contract for their most recent course of treatment.

Figures in italics indicate the base number of FP17s or Patient Questionnaire responses are less than 100. N/A is shown where the base number of responses is less than 10 during the period. % is calculated as Quantity/Base number*100

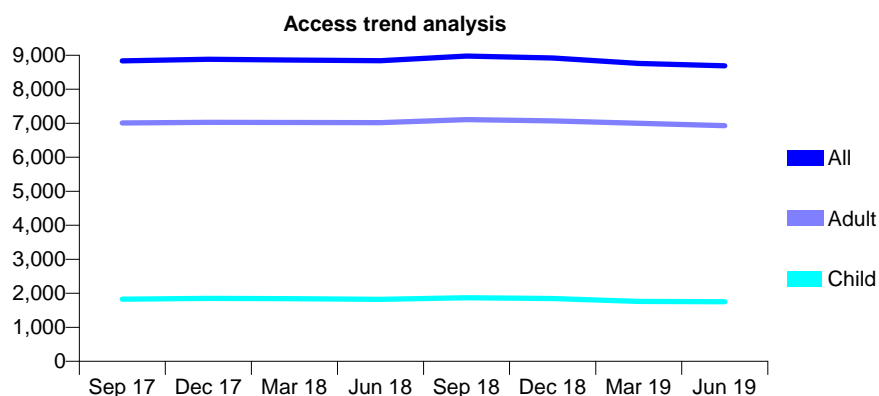
Q70 - Vital Signs At a Glance Contract Report for 101338/0002 - June 2019

Name or company name	Whitecross Dental Care Limited
Contract type name	GDS Contract
Purpose of contract	General
Contract start date	01/04/2006
Contract end date	

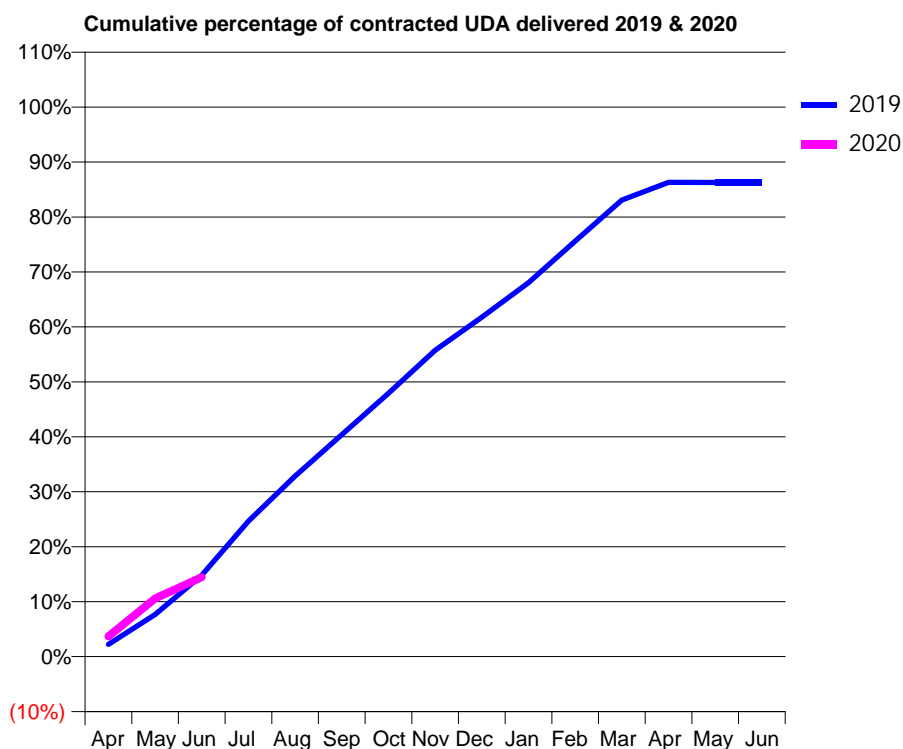
19/20 Contracted general activity (UDA)	26,962
Carry forward general activity (UDA)	0
19/20 Contracted orthodontic activity (UOA)	0
Carry forward orthodontic activity (UOA)	0
Baseline contract value	£668,132.48

ACCESS*

Patients seen in 24 months	Total	Change since previous quarter
Quarter ending June 2018	8,840	
Quarter ending September 2018	8,979	→
Quarter ending December 2018	8,918	→
Quarter ending March 2019	8,759	↓
Quarter ending June 2019	8,687	→
Variance since June 2018	(1.7%)	↓



ACTIVITY



Month	Adjusted Scheduled Activity (UDA)	
	2019	2020
April	606	1,000
May	2,068	2,855
June	3,992	3,895
July	6,645	
August	8,860	
September	10,886	
October	12,920	
November	15,029	
December	16,649	
January	18,348	
February	20,392	
March	22,400	
April	23,268	
May	23,264	
June	23,264	

QUALITY

	Quantity	Base Number	Contract	AT	Region	England
% of FP17s for the same patient ID Re-attending within 3 months - Children	23	480	4.8%	9.2%	10.6%	11.4%
% of FP17s for the same patient ID Re-attending within 3 months - Adults	241	1,828	13.2%	13.8%	15.2%	15.4%
% of FP17s for the same patient ID Re-attending between 3 & 9 months - Children	222	480	46.3%	62.6%	62.3%	59.8%
% of FP17s for the same patient ID Re-attending between 3 & 9 months - Adults	973	1,828	53.2%	53.4%	53.3%	52.1%
% of FP17s for Band 1 Urgent Courses	244	1,941	12.6%	10.1%	9.7%	9.2%
% of FP17s Relating to Free Repair or Replacements	6	1,941	0.3%	0.6%	0.6%	0.7%
% of FP17s Relating to Continuations	22	1,941	1.1%	0.9%	0.8%	0.8%
% of Patients satisfied with the dentistry they have received	4	4	N/A	93.2%	93.4%	93.4%
% of Patients satisfied with the time they had to wait for an appointment	4	4	N/A	85.6%	86.8%	87.6%

* This is based on patients treated on this contract for their most recent course of treatment. Figures in italics indicate the base number of FP17s or Patient Questionnaire responses are less than 100. N/A is shown where the base number of responses is less than 10 during the period. % is calculated as Quantity/Base number*100

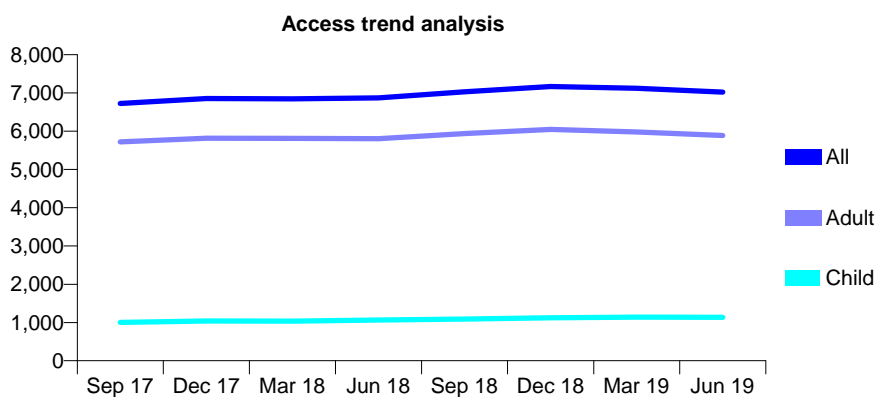
Q70 - Vital Signs At a Glance Contract Report for 101338/0003 - June 2019

Name or company name	Whitecross Dental Care Limited
Contract type name	GDS Contract
Purpose of contract	General
Contract start date	01/04/2006
Contract end date	

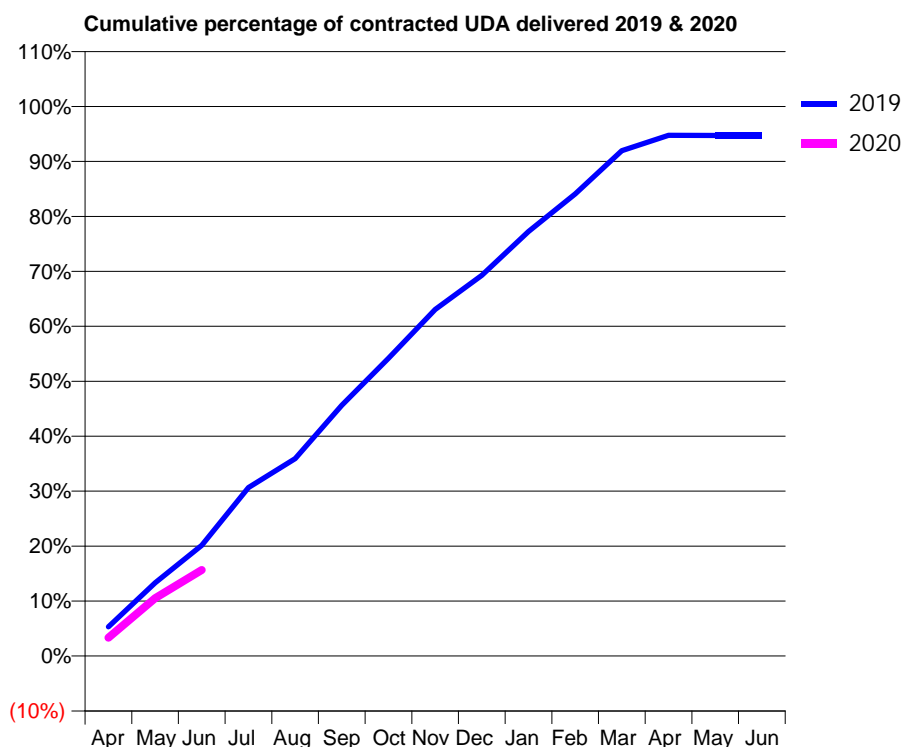
19/20 Contracted general activity (UDA)	20,000
Carry forward general activity (UDA)	0
19/20 Contracted orthodontic activity (UOA)	0
Carry forward orthodontic activity (UOA)	0
Baseline contract value	£577,922.81

ACCESS*

Patients seen in 24 months	Total	Change since previous quarter
Quarter ending June 2018	6,871	
Quarter ending September 2018	7,029	↑
Quarter ending December 2018	7,169	→
Quarter ending March 2019	7,119	→
Quarter ending June 2019	7,022	↓
Variance since June 2018	2.2%	↑



ACTIVITY



Month	Adjusted Scheduled Activity (UDA)	
	2019	2020
April	1,064	669
May	2,667	2,110
June	4,029	3,133
July	6,134	
August	7,185	
September	9,128	
October	10,834	
November	12,611	
December	13,856	
January	15,451	
February	16,819	
March	18,392	
April	18,952	
May	18,947	
June	18,947	

QUALITY

	Quantity	Base Number	Contract	AT	Region	England
% of FP17s for the same patient ID Re-attending within 3 months - Children	22	331	6.6%	9.2%	10.6%	11.4%
% of FP17s for the same patient ID Re-attending within 3 months - Adults	175	1,442	12.1%	13.8%	15.2%	15.4%
% of FP17s for the same patient ID Re-attending between 3 & 9 months - Children	188	331	56.8%	62.6%	62.3%	59.8%
% of FP17s for the same patient ID Re-attending between 3 & 9 months - Adults	663	1,442	46.0%	53.4%	53.3%	52.1%
% of FP17s for Band 1 Urgent Courses	163	1,506	10.8%	10.1%	9.7%	9.2%
% of FP17s Relating to Free Repair or Replacements	14	1,506	0.9%	0.6%	0.6%	0.7%
% of FP17s Relating to Continuations	27	1,506	1.8%	0.9%	0.8%	0.8%
% of Patients satisfied with the dentistry they have received	1	2	N/A	93.2%	93.4%	93.4%
% of Patients satisfied with the time they had to wait for an appointment	1	2	N/A	85.6%	86.8%	87.6%

* This is based on patients treated on this contract for their most recent course of treatment. Figures in italics indicate the base number of FP17s or Patient Questionnaire responses are less than 100. N/A is shown where the base number of responses is less than 10 during the period. % is calculated as Quantity/Base number*100

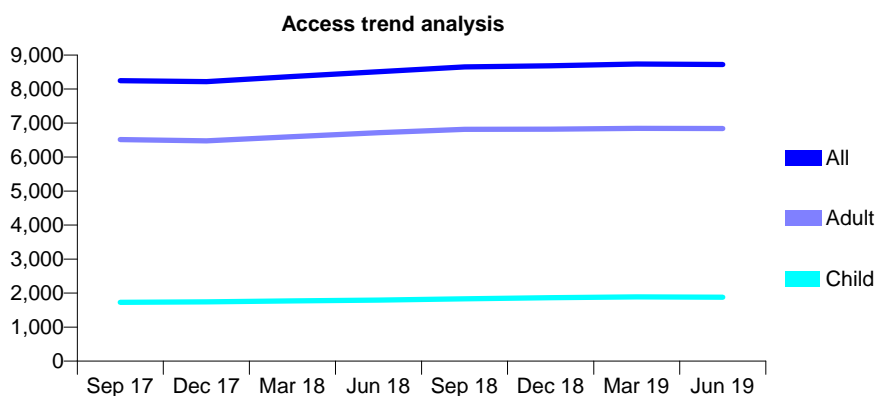
Q70 - Vital Signs At a Glance Contract Report for 101338/0015 - June 2019

Name or company name	Whitecross Dental Care Limited
Contract type name	GDS Contract
Purpose of contract	General
Contract start date	01/04/2006
Contract end date	

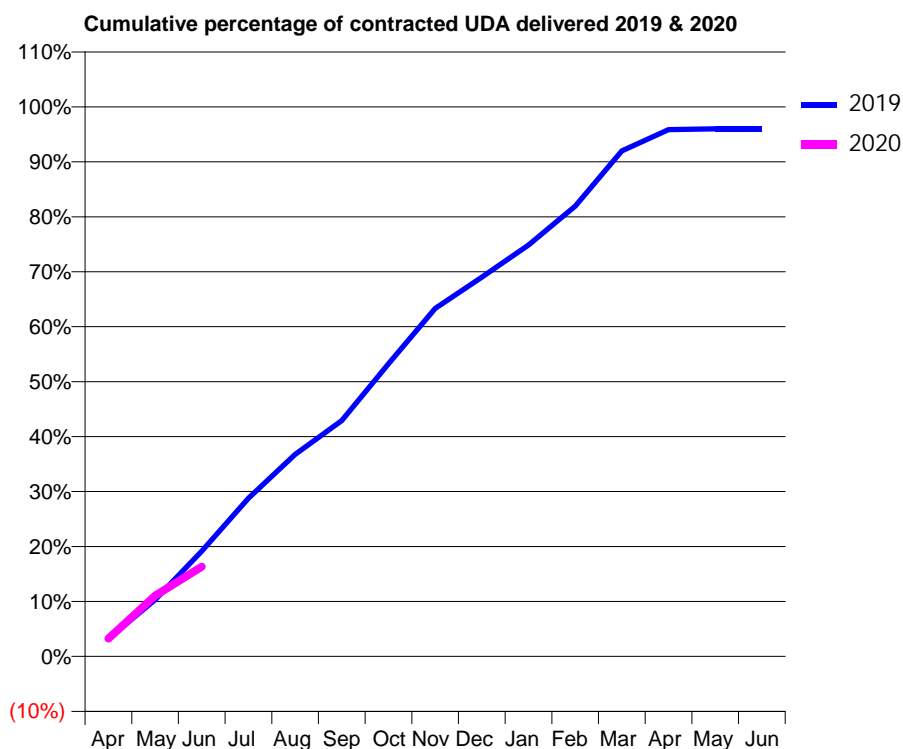
19/20 Contracted general activity (UDA)	23,000
Carry forward general activity (UDA)	0
19/20 Contracted orthodontic activity (UOA)	0
Carry forward orthodontic activity (UOA)	0
Baseline contract value	£664,611.23

ACCESS*

Patients seen in 24 months	Total	Change since previous quarter
Quarter ending June 2018	8,510	
Quarter ending September 2018	8,651	→
Quarter ending December 2018	8,685	→
Quarter ending March 2019	8,736	→
Quarter ending June 2019	8,723	→
Variance since June 2018	2.5%	↑



ACTIVITY



Month	2019	2020
April	742	746
May	2,374	2,545
June	4,408	3,755
July	6,622	
August	8,460	
September	9,873	
October	12,246	
November	14,565	
December	15,873	
January	17,215	
February	18,845	
March	21,159	
April	22,044	
May	22,078	
June	22,078	

QUALITY

	Quantity	Base Number	Contract	AT	Region	England
% of FP17s for the same patient ID Re-attending within 3 months - Children	20	500	4.0%	9.2%	10.6%	11.4%
% of FP17s for the same patient ID Re-attending within 3 months - Adults	173	1,855	9.3%	13.8%	15.2%	15.4%
% of FP17s for the same patient ID Re-attending between 3 & 9 months - Children	271	500	54.2%	62.6%	62.3%	59.8%
% of FP17s for the same patient ID Re-attending between 3 & 9 months - Adults	840	1,855	45.3%	53.4%	53.3%	52.1%
% of FP17s for Band 1 Urgent Courses	151	2,004	7.5%	10.1%	9.7%	9.2%
% of FP17s Relating to Free Repair or Replacements	7	2,004	0.3%	0.6%	0.6%	0.7%
% of FP17s Relating to Continuations	40	2,004	2.0%	0.9%	0.8%	0.8%
% of Patients satisfied with the dentistry they have received	6	6	N/A	93.2%	93.4%	93.4%
% of Patients satisfied with the time they had to wait for an appointment	6	6	N/A	85.6%	86.8%	87.6%

* This is based on patients treated on this contract for their most recent course of treatment. Figures in italics indicate the base number of FP17s or Patient Questionnaire responses are less than 100. N/A is shown where the base number of responses is less than 10 during the period. % is calculated as Quantity/Base number*100

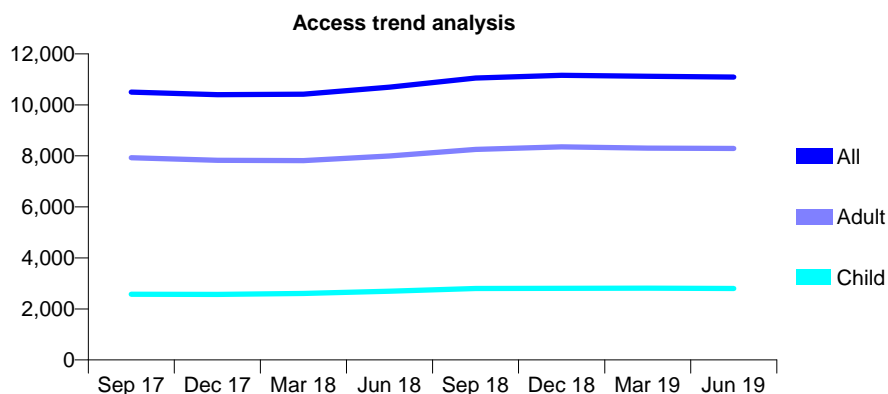
Q70 - Vital Signs At a Glance Contract Report for 101338/0018 - June 2019

Name or company name	Whitecross Dental Care Limited
Contract type name	GDS Contract
Purpose of contract	General
Contract start date	01/04/2006
Contract end date	

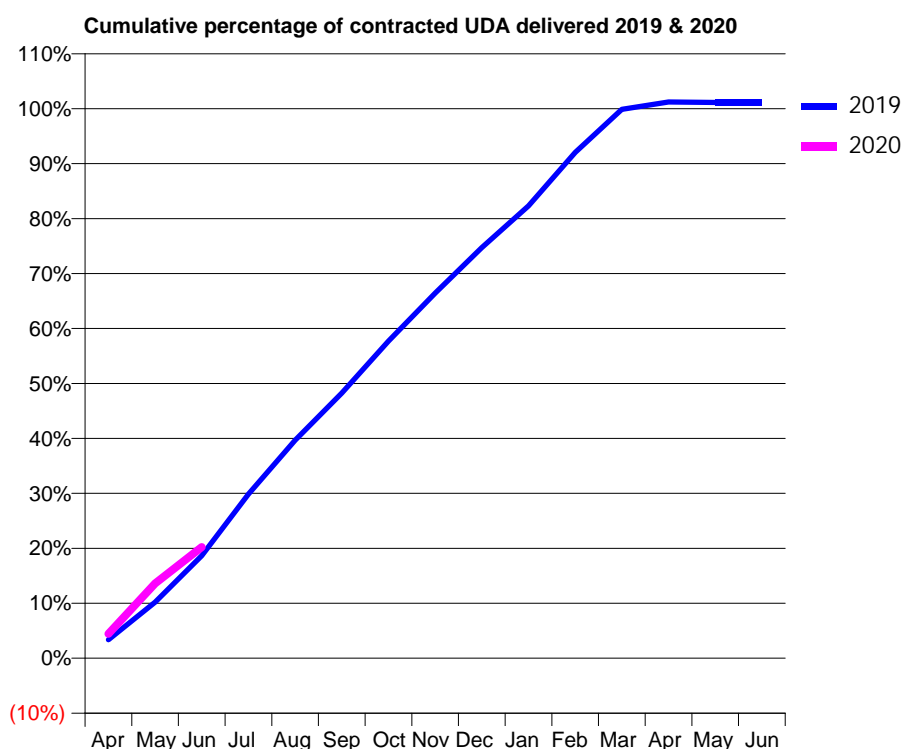
19/20 Contracted general activity (UDA)	28,215
Carry forward general activity (UDA)	0
19/20 Contracted orthodontic activity (UOA)	0
Carry forward orthodontic activity (UOA)	0
Baseline contract value	£756,981.25

ACCESS*

Patients seen in 24 months	Total	Change since previous quarter
Quarter ending June 2018	10,695	
Quarter ending September 2018	11,053	↑
Quarter ending December 2018	11,160	→
Quarter ending March 2019	11,118	→
Quarter ending June 2019	11,087	→
Variance since June 2018	3.7%	↑



ACTIVITY



Month	2019	2020
April	950	1,256
May	2,876	3,842
June	5,263	5,708
July	8,422	
August	11,201	
September	13,612	
October	16,275	
November	18,742	
December	21,076	
January	23,229	
February	25,969	
March	28,177	
April	28,557	
May	28,536	
June	28,532	

QUALITY

	Quantity	Base Number	Contract	AT	Region	England
% of FP17s for the same patient ID Re-attending within 3 months - Children	34	891	3.8%	9.2%	10.6%	11.4%
% of FP17s for the same patient ID Re-attending within 3 months - Adults	146	2,336	6.3%	13.8%	15.2%	15.4%
% of FP17s for the same patient ID Re-attending between 3 & 9 months - Children	586	891	65.8%	62.6%	62.3%	59.8%
% of FP17s for the same patient ID Re-attending between 3 & 9 months - Adults	956	2,336	40.9%	53.4%	53.3%	52.1%
% of FP17s for Band 1 Urgent Courses	165	3,050	5.4%	10.1%	9.7%	9.2%
% of FP17s Relating to Free Repair or Replacements	14	3,050	0.5%	0.6%	0.6%	0.7%
% of FP17s Relating to Continuations	29	3,050	1.0%	0.9%	0.8%	0.8%
% of Patients satisfied with the dentistry they have received	2	2	N/A	93.2%	93.4%	93.4%
% of Patients satisfied with the time they had to wait for an appointment	2	2	N/A	85.6%	86.8%	87.6%

* This is based on patients treated on this contract for their most recent course of treatment.

Figures in italics indicate the base number of FP17s or Patient Questionnaire responses are less than 100. N/A is shown where the base number of responses is less than 10 during the period. % is calculated as Quantity/Base number*100

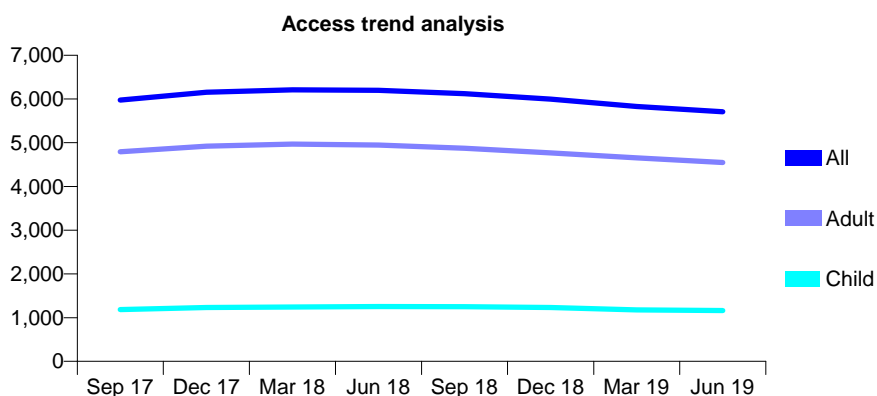
Q70 - Vital Signs At a Glance Contract Report for 101338/0026 - June 2019

Name or company name	Whitecross Dental Care Limited
Contract type name	GDS Contract
Purpose of contract	General
Contract start date	01/04/2006
Contract end date	

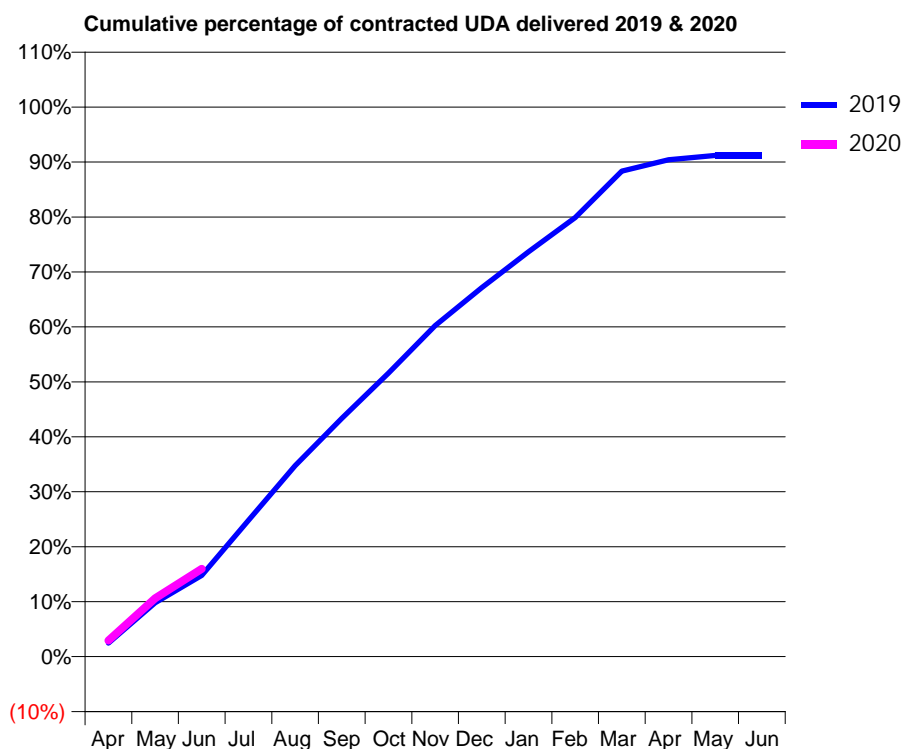
19/20 Contracted general activity (UDA)	16,392
Carry forward general activity (UDA)	0
19/20 Contracted orthodontic activity (UOA)	0
Carry forward orthodontic activity (UOA)	0
Baseline contract value	£406,202.34

ACCESS*

Patients seen in 24 months	Total	Change since previous quarter
Quarter ending June 2018	6,200	
Quarter ending September 2018	6,122	↓
Quarter ending December 2018	5,997	↓
Quarter ending March 2019	5,829	↓
Quarter ending June 2019	5,707	↓
Variance since June 2018	(8.0%)	↓



ACTIVITY



Month	Adjusted Scheduled Activity (UDA)	
	2019	2020
April	329	479
May	1,316	1,741
June	1,980	2,619
July	3,321	
August	4,654	
September	5,806	
October	6,911	
November	8,067	
December	8,991	
January	9,865	
February	10,701	
March	11,831	
April	12,109	
May	12,214	
June	12,211	

QUALITY

	Quantity	Base Number	Contract	AT	Region	England
% of FP17s for the same patient ID Re-attending within 3 months - Children	14	407	3.4%	9.2%	10.6%	11.4%
% of FP17s for the same patient ID Re-attending within 3 months - Adults	76	1,321	5.8%	13.8%	15.2%	15.4%
% of FP17s for the same patient ID Re-attending between 3 & 9 months - Children	250	407	61.4%	62.6%	62.3%	59.8%
% of FP17s for the same patient ID Re-attending between 3 & 9 months - Adults	653	1,321	49.4%	53.4%	53.3%	52.1%
% of FP17s for Band 1 Urgent Courses	107	1,516	7.1%	10.1%	9.7%	9.2%
% of FP17s Relating to Free Repair or Replacements	4	1,516	0.3%	0.6%	0.6%	0.7%
% of FP17s Relating to Continuations	14	1,516	0.9%	0.9%	0.8%	0.8%
% of Patients satisfied with the dentistry they have received	2	2	N/A	93.2%	93.4%	93.4%
% of Patients satisfied with the time they had to wait for an appointment	1	2	N/A	85.6%	86.8%	87.6%

* This is based on patients treated on this contract for their most recent course of treatment. Figures in italics indicate the base number of FP17s or Patient Questionnaire responses are less than 100. N/A is shown where the base number of responses is less than 10 during the period. % is calculated as Quantity/Base number*100

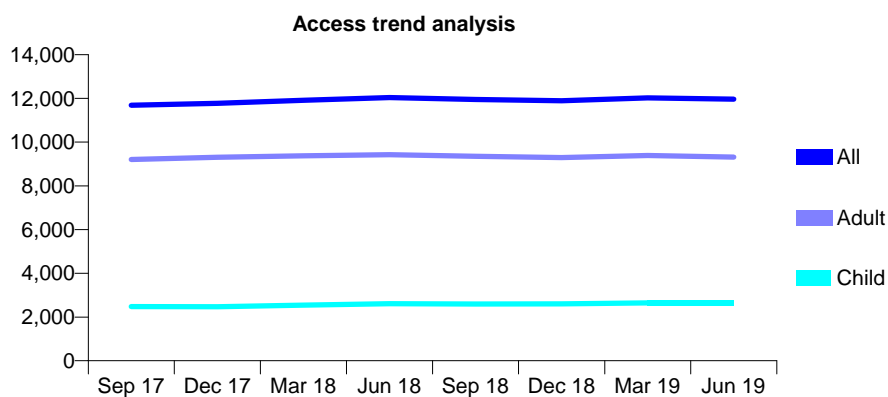
Q70 - Vital Signs At a Glance Contract Report for 101338/0034 - June 2019

Name or company name	Whitecross Dental Care Limited
Contract type name	GDS Contract
Purpose of contract	General
Contract start date	01/04/2006
Contract end date	

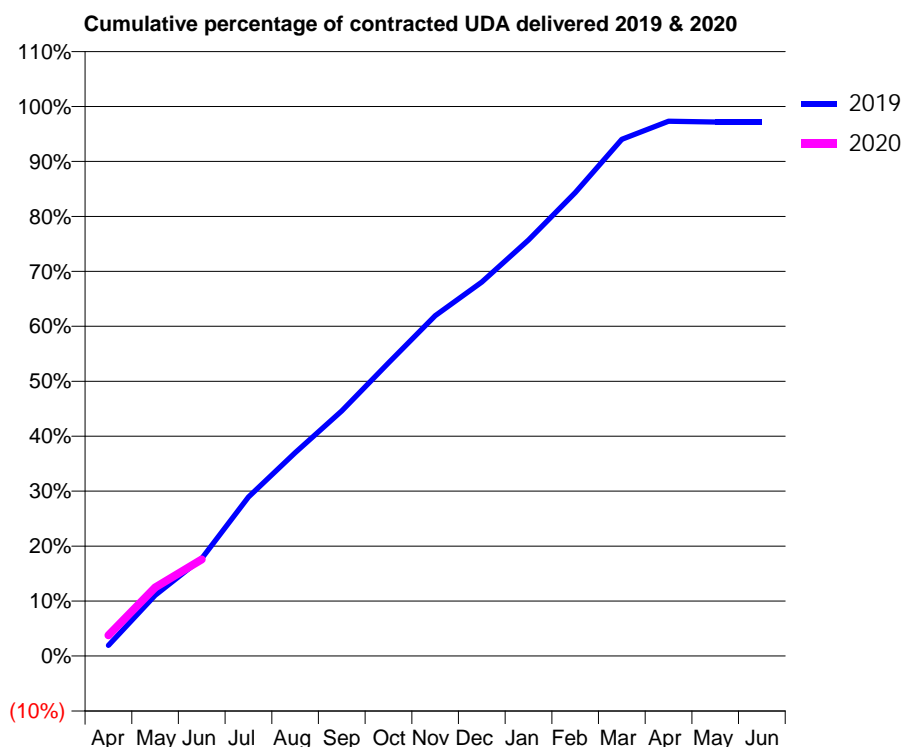
19/20 Contracted general activity (UDA)	34,000
Carry forward general activity (UDA)	0
19/20 Contracted orthodontic activity (UOA)	0
Carry forward orthodontic activity (UOA)	0
Baseline contract value	£982,468.79

ACCESS*

Patients seen in 24 months	Total	Change since previous quarter
Quarter ending June 2018	12,039	
Quarter ending September 2018	11,950	→
Quarter ending December 2018	11,894	→
Quarter ending March 2019	12,029	→
Quarter ending June 2019	11,964	→
Variance since June 2018	(0.6%)	→



ACTIVITY



Month	Adjusted Scheduled Activity (UDA)	
	2019	2020
April	661	1,280
May	3,757	4,242
June	6,036	5,979
July	9,838	
August	12,579	
September	15,167	
October	18,134	
November	21,050	
December	23,142	
January	25,742	
February	28,668	
March	31,968	
April	33,081	
May	33,043	
June	33,043	

QUALITY

	Quantity	Base Number	Contract	AT	Region	England
% of FP17s for the same patient ID Re-attending within 3 months - Children	76	825	9.2%	9.2%	10.6%	11.4%
% of FP17s for the same patient ID Re-attending within 3 months - Adults	388	2,554	15.2%	13.8%	15.2%	15.4%
% of FP17s for the same patient ID Re-attending between 3 & 9 months - Children	417	825	50.5%	62.6%	62.3%	59.8%
% of FP17s for the same patient ID Re-attending between 3 & 9 months - Adults	1,064	2,554	41.7%	53.4%	53.3%	52.1%
% of FP17s for Band 1 Urgent Courses	342	2,895	11.8%	10.1%	9.7%	9.2%
% of FP17s Relating to Free Repair or Replacements	22	2,895	0.8%	0.6%	0.6%	0.7%
% of FP17s Relating to Continuations	83	2,895	2.9%	0.9%	0.8%	0.8%
% of Patients satisfied with the dentistry they have received	5	5	N/A	93.2%	93.4%	93.4%
% of Patients satisfied with the time they had to wait for an appointment	3	5	N/A	85.6%	86.8%	87.6%

* This is based on patients treated on this contract for their most recent course of treatment. Figures in italics indicate the base number of FP17s or Patient Questionnaire responses are less than 100. N/A is shown where the base number of responses is less than 10 during the period. % is calculated as Quantity/Base number*100

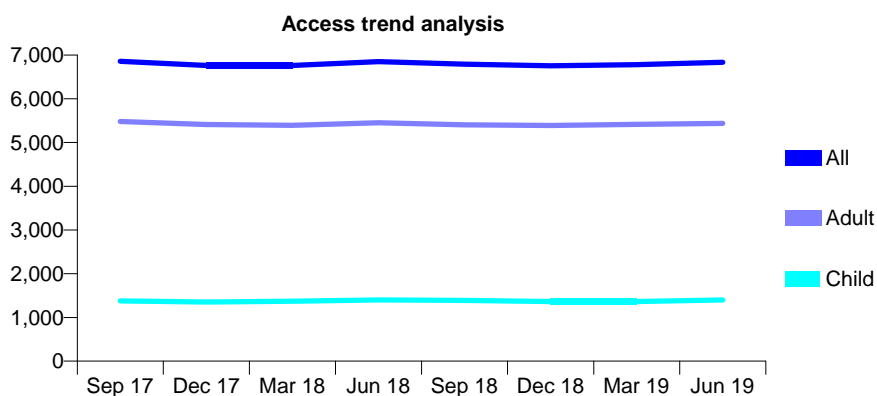
Q70 - Vital Signs At a Glance Contract Report for 101338/0036 - June 2019

Name or company name	Whitecross Dental Care Limited
Contract type name	GDS Contract
Purpose of contract	General
Contract start date	01/04/2006
Contract end date	

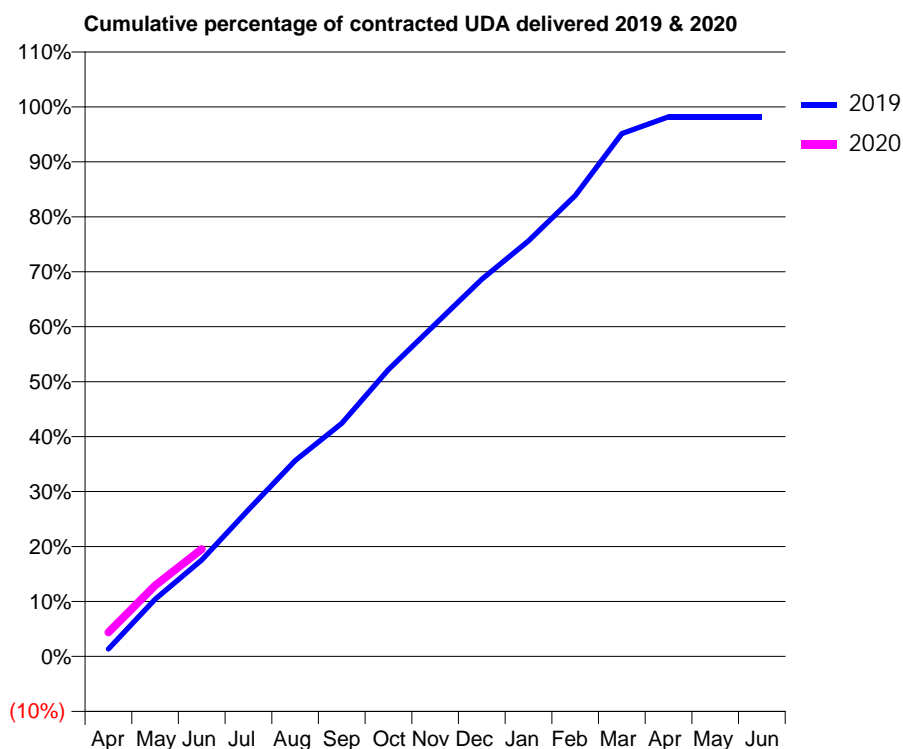
19/20 Contracted general activity (UDA)	20,250
Carry forward general activity (UDA)	0
19/20 Contracted orthodontic activity (UOA)	0
Carry forward orthodontic activity (UOA)	0
Baseline contract value	£585,146.86

ACCESS*

Patients seen in 24 months	Total	Change since previous quarter
Quarter ending June 2018	6,849	
Quarter ending September 2018	6,791	→
Quarter ending December 2018	6,753	→
Quarter ending March 2019	6,782	→
Quarter ending June 2019	6,837	→
Variance since June 2018	(0.2%)	→



ACTIVITY



Month	Adjusted Scheduled Activity (UDA)	
	2019	2020
April	275	887
May	2,111	2,617
June	3,555	3,952
July	5,406	
August	7,215	
September	8,589	
October	10,572	
November	12,240	
December	13,897	
January	15,311	
February	16,981	
March	19,267	
April	19,882	
May	19,883	
June	19,880	

QUALITY

	Quantity	Base Number	Contract	AT	Region	England
% of FP17s for the same patient ID Re-attending within 3 months - Children	39	476	8.2%	9.2%	10.6%	11.4%
% of FP17s for the same patient ID Re-attending within 3 months - Adults	185	1,638	11.3%	13.8%	15.2%	15.4%
% of FP17s for the same patient ID Re-attending between 3 & 9 months - Children	265	476	55.7%	62.6%	62.3%	59.8%
% of FP17s for the same patient ID Re-attending between 3 & 9 months - Adults	900	1,638	54.9%	53.4%	53.3%	52.1%
% of FP17s for Band 1 Urgent Courses	191	1,851	10.3%	10.1%	9.7%	9.2%
% of FP17s Relating to Free Repair or Replacements	15	1,851	0.8%	0.6%	0.6%	0.7%
% of FP17s Relating to Continuations	34	1,851	1.8%	0.9%	0.8%	0.8%
% of Patients satisfied with the dentistry they have received	1	1	N/A	93.2%	93.4%	93.4%
% of Patients satisfied with the time they had to wait for an appointment	1	1	N/A	85.6%	86.8%	87.6%

* This is based on patients treated on this contract for their most recent course of treatment. Figures in italics indicate the base number of FP17s or Patient Questionnaire responses are less than 100. N/A is shown where the base number of responses is less than 10 during the period. % is calculated as Quantity/Base number*100

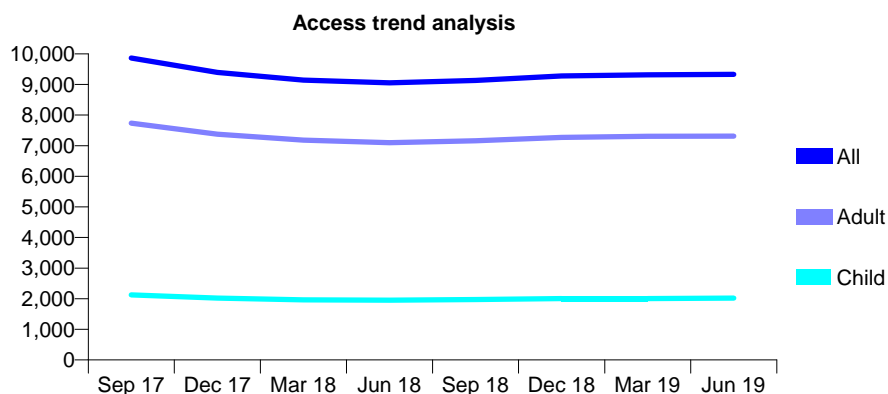
Q70 - Vital Signs At a Glance Contract Report for 101338/0038 - June 2019

Name or company name	Whitecross Dental Care Limited
Contract type name	GDS Contract
Purpose of contract	General
Contract start date	01/04/2006
Contract end date	

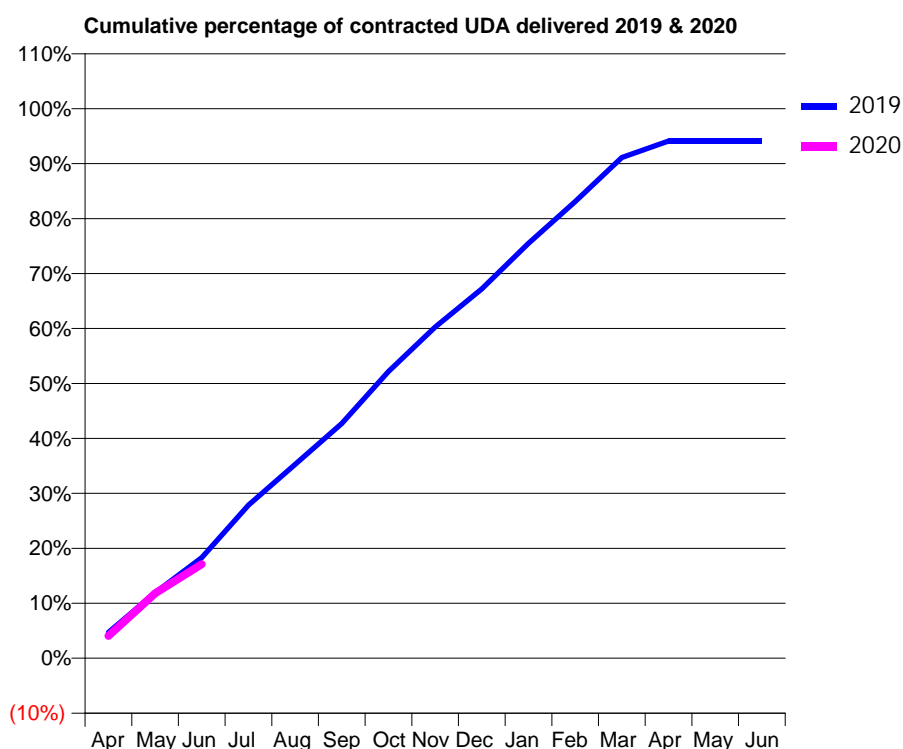
19/20 Contracted general activity (UDA)	27,000
Carry forward general activity (UDA)	0
19/20 Contracted orthodontic activity (UOA)	0
Carry forward orthodontic activity (UOA)	0
Baseline contract value	£854,062.66

ACCESS*

Patients seen in 24 months	Total	Change since previous quarter
Quarter ending June 2018	9,053	
Quarter ending September 2018	9,131	→
Quarter ending December 2018	9,278	→
Quarter ending March 2019	9,315	→
Quarter ending June 2019	9,332	→
Variance since June 2018	3.1%	↑



ACTIVITY



Month	2019	2020
April	1,266	1,099
May	3,221	3,185
June	4,944	4,620
July	7,520	
August	9,522	
September	11,538	
October	14,084	
November	16,269	
December	18,144	
January	20,386	
February	22,440	
March	24,598	
April	25,415	
May	25,410	
June	25,409	

QUALITY

	Quantity	Base Number	Contract	AT	Region	England
% of FP17s for the same patient ID Re-attending within 3 months - Children	31	689	4.5%	9.2%	10.6%	11.4%
% of FP17s for the same patient ID Re-attending within 3 months - Adults	194	2,156	9.0%	13.8%	15.2%	15.4%
% of FP17s for the same patient ID Re-attending between 3 & 9 months - Children	410	689	59.5%	62.6%	62.3%	59.8%
% of FP17s for the same patient ID Re-attending between 3 & 9 months - Adults	978	2,156	45.4%	53.4%	53.3%	52.1%
% of FP17s for Band 1 Urgent Courses	118	2,435	4.8%	10.1%	9.7%	9.2%
% of FP17s Relating to Free Repair or Replacements	14	2,435	0.6%	0.6%	0.6%	0.7%
% of FP17s Relating to Continuations	36	2,435	1.5%	0.9%	0.8%	0.8%
% of Patients satisfied with the dentistry they have received	3	3	N/A	93.2%	93.4%	93.4%
% of Patients satisfied with the time they had to wait for an appointment	3	3	N/A	85.6%	86.8%	87.6%

* This is based on patients treated on this contract for their most recent course of treatment.

Figures in italics indicate the base number of FP17s or Patient Questionnaire responses are less than 100. N/A is shown where the base number of responses is less than 10 during the period. % is calculated as Quantity/Base number*100

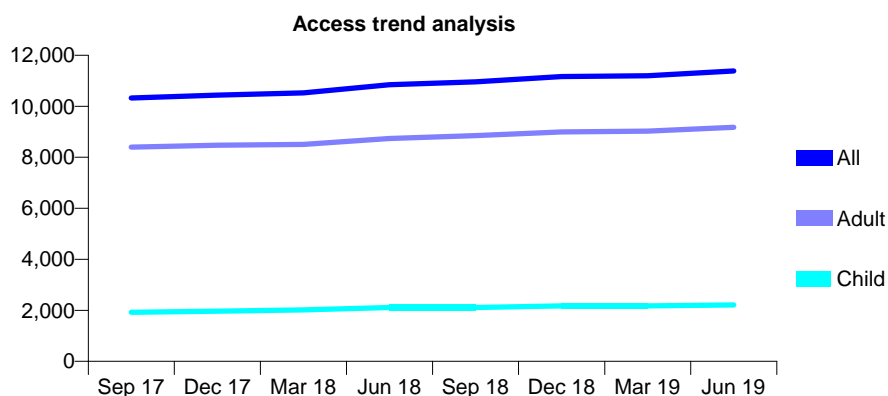
Q70 - Vital Signs At a Glance Contract Report for 101338/0047 - June 2019

Name or company name	Whitecross Dental Care Limited
Contract type name	GDS Contract
Purpose of contract	General
Contract start date	01/04/2007
Contract end date	

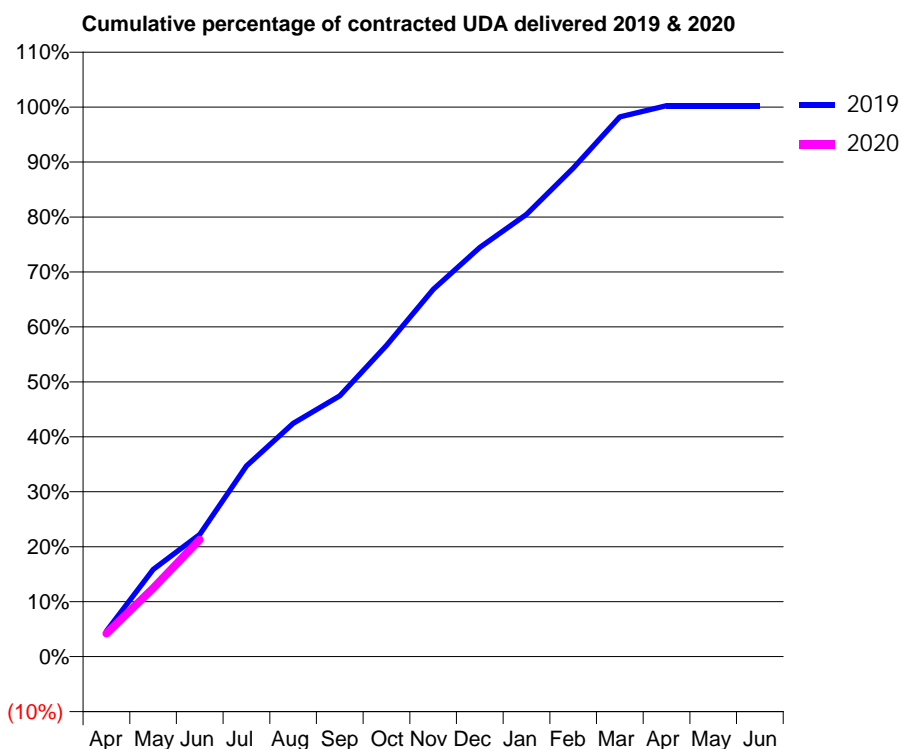
19/20 Contracted general activity (UDA)	33,000
Carry forward general activity (UDA)	0
19/20 Contracted orthodontic activity (UOA)	0
Carry forward orthodontic activity (UOA)	0
Baseline contract value	£986,872.83

ACCESS*

Patients seen in 24 months	Total	Change since previous quarter
Quarter ending June 2018	10,848	
Quarter ending September 2018	10,958	→
Quarter ending December 2018	11,168	→
Quarter ending March 2019	11,199	→
Quarter ending June 2019	11,386	→
Variance since June 2018	5.0%	↑



ACTIVITY



Month	Adjusted Scheduled Activity (UDA)	
	2019	2020
April	1,536	1,390
May	5,236	4,114
June	7,342	7,036
July	11,458	
August	14,014	
September	15,657	
October	18,687	
November	22,052	
December	24,574	
January	26,558	
February	29,336	
March	32,412	
April	33,085	
May	33,084	
June	33,084	

QUALITY

	Quantity	Base Number	Contract	AT	Region	England
% of FP17s for the same patient ID Re-attending within 3 months - Children	34	691	4.9%	9.2%	10.6%	11.4%
% of FP17s for the same patient ID Re-attending within 3 months - Adults	270	2,754	9.8%	13.8%	15.2%	15.4%
% of FP17s for the same patient ID Re-attending between 3 & 9 months - Children	410	691	59.3%	62.6%	62.3%	59.8%
% of FP17s for the same patient ID Re-attending between 3 & 9 months - Adults	1,343	2,754	48.8%	53.4%	53.3%	52.1%
% of FP17s for Band 1 Urgent Courses	235	3,139	7.5%	10.1%	9.7%	9.2%
% of FP17s Relating to Free Repair or Replacements	27	3,139	0.9%	0.6%	0.6%	0.7%
% of FP17s Relating to Continuations	45	3,139	1.4%	0.9%	0.8%	0.8%
% of Patients satisfied with the dentistry they have received	6	6	N/A	93.2%	93.4%	93.4%
% of Patients satisfied with the time they had to wait for an appointment	4	6	N/A	85.6%	86.8%	87.6%

* This is based on patients treated on this contract for their most recent course of treatment. Figures in italics indicate the base number of FP17s or Patient Questionnaire responses are less than 100. N/A is shown where the base number of responses is less than 10 during the period. % is calculated as Quantity/Base number*100

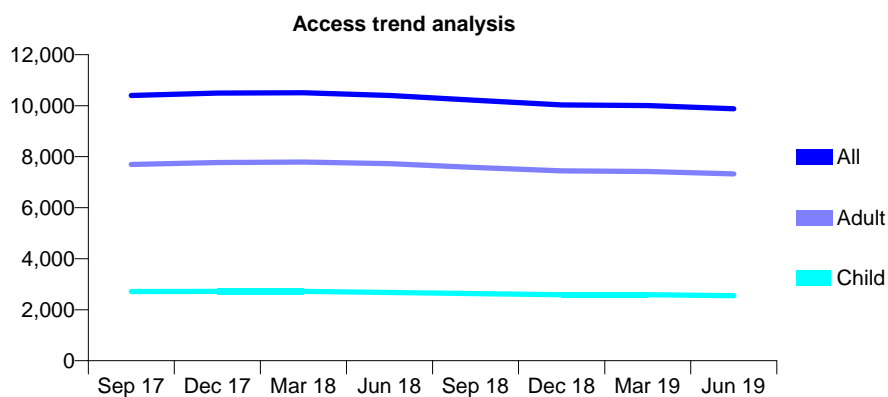
Q70 - Vital Signs At a Glance Contract Report for 101338/0070 - June 2019

Name or company name	Whitecross Dental Care Limited
Contract type name	GDS Contract
Purpose of contract	General
Contract start date	01/11/2008
Contract end date	

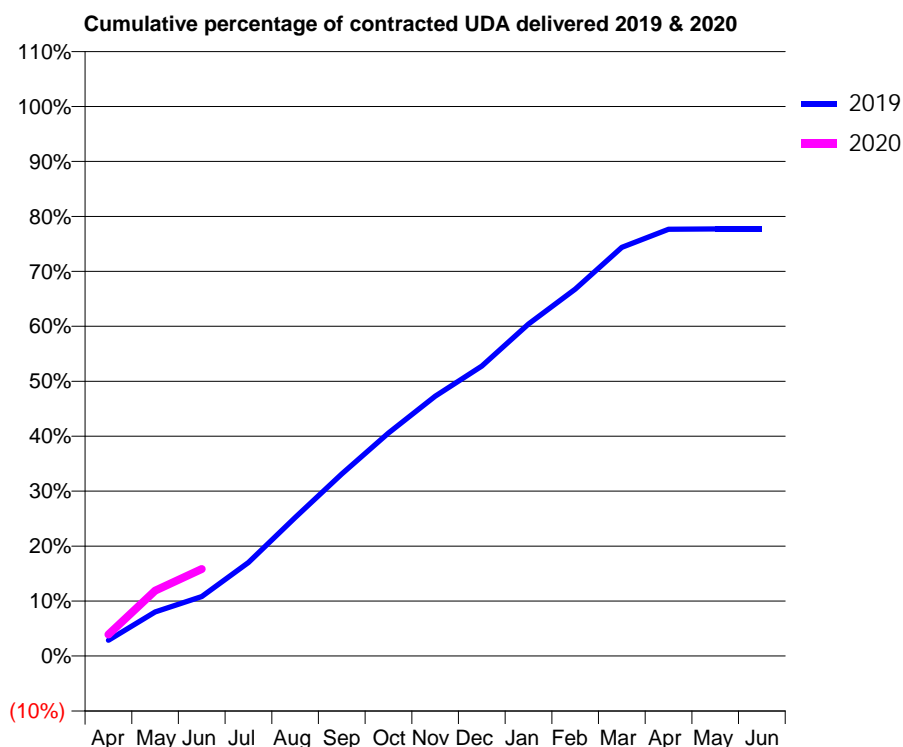
19/20 Contracted general activity (UDA)	29,000
Carry forward general activity (UDA)	0
19/20 Contracted orthodontic activity (UOA)	0
Carry forward orthodontic activity (UOA)	0
Baseline contract value	£711,430.97

ACCESS*

Patients seen in 24 months	Total	Change since previous quarter
Quarter ending June 2018	10,405	
Quarter ending September 2018	10,209	↓
Quarter ending December 2018	10,031	↓
Quarter ending March 2019	10,004	→
Quarter ending June 2019	9,878	↓
Variance since June 2018	(5.1%)	↓



ACTIVITY



Month	Adjusted Scheduled Activity (UDA)	
	2019	2020
April	831	1,137
May	2,329	3,449
June	3,144	4,594
July	4,940	
August	7,309	
September	9,607	
October	11,770	
November	13,712	
December	15,293	
January	17,520	
February	19,364	
March	21,566	
April	22,523	
May	22,535	
June	22,534	

QUALITY

	Quantity	Base Number	Contract	AT	Region	England
% of FP17s for the same patient ID Re-attending within 3 months - Children	29	741	3.9%	9.2%	10.6%	11.4%
% of FP17s for the same patient ID Re-attending within 3 months - Adults	176	1,924	9.1%	13.8%	15.2%	15.4%
% of FP17s for the same patient ID Re-attending between 3 & 9 months - Children	388	741	52.4%	62.6%	62.3%	59.8%
% of FP17s for the same patient ID Re-attending between 3 & 9 months - Adults	976	1,924	50.7%	53.4%	53.3%	52.1%
% of FP17s for Band 1 Urgent Courses	136	2,229	6.1%	10.1%	9.7%	9.2%
% of FP17s Relating to Free Repair or Replacements	11	2,229	0.5%	0.6%	0.6%	0.7%
% of FP17s Relating to Continuations	30	2,229	1.3%	0.9%	0.8%	0.8%
% of Patients satisfied with the dentistry they have received	6	7	N/A	93.2%	93.4%	93.4%
% of Patients satisfied with the time they had to wait for an appointment	6	7	N/A	85.6%	86.8%	87.6%

* This is based on patients treated on this contract for their most recent course of treatment. Figures in italics indicate the base number of FP17s or Patient Questionnaire responses are less than 100. N/A is shown where the base number of responses is less than 10 during the period. % is calculated as Quantity/Base number*100

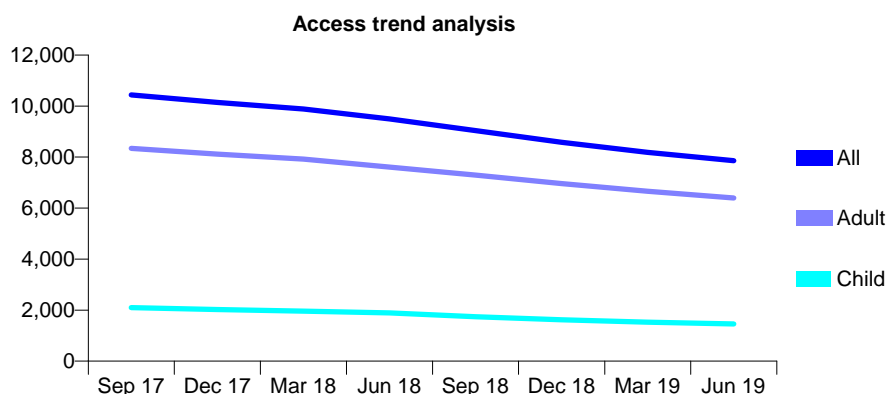
Q70 - Vital Signs At a Glance Contract Report for 101338/0072 - June 2019

Name or company name	Whitecross Dental Care Limited
Contract type name	GDS Contract
Purpose of contract	General
Contract start date	01/01/2009
Contract end date	

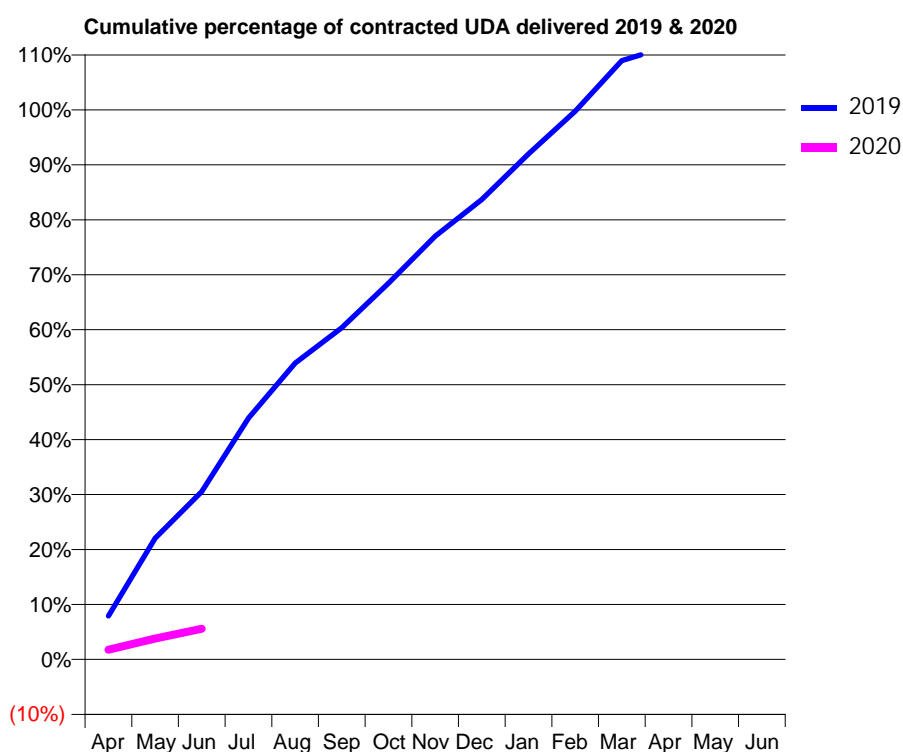
19/20 Contracted general activity (UDA)	40,069
Carry forward general activity (UDA)	0
19/20 Contracted orthodontic activity (UOA)	0
Carry forward orthodontic activity (UOA)	0
Baseline contract value	£1,113,551.58

ACCESS*

Patients seen in 24 months	Total	Change since previous quarter
Quarter ending June 2018	9,496	
Quarter ending September 2018	9,037	↓
Quarter ending December 2018	8,585	↓
Quarter ending March 2019	8,188	↓
Quarter ending June 2019	7,854	↓
Variance since June 2018	(17.3%)	↓



ACTIVITY



Month	2019	2020
April	982	703
May	2,742	1,517
June	3,794	2,239
July	5,456	
August	6,697	
September	7,500	
October	8,501	
November	9,565	
December	10,396	
January	11,428	
February	12,392	
March	13,532	
April	13,859	
May	13,861	
June	13,862	

QUALITY

	Quantity	Base Number	Contract	AT	Region	England
% of FP17s for the same patient ID Re-attending within 3 months - Children	9	234	3.8%	9.2%	10.6%	11.4%
% of FP17s for the same patient ID Re-attending within 3 months - Adults	114	1,055	10.8%	13.8%	15.2%	15.4%
% of FP17s for the same patient ID Re-attending between 3 & 9 months - Children	69	234	29.5%	62.6%	62.3%	59.8%
% of FP17s for the same patient ID Re-attending between 3 & 9 months - Adults	263	1,055	24.9%	53.4%	53.3%	52.1%
% of FP17s for Band 1 Urgent Courses	200	1,095	18.3%	10.1%	9.7%	9.2%
% of FP17s Relating to Free Repair or Replacements	11	1,095	1.0%	0.6%	0.6%	0.7%
% of FP17s Relating to Continuations	9	1,095	0.8%	0.9%	0.8%	0.8%
% of Patients satisfied with the dentistry they have received	0	0	N/A	93.2%	93.4%	93.4%
% of Patients satisfied with the time they had to wait for an appointment	0	0	N/A	85.6%	86.8%	87.6%

* This is based on patients treated on this contract for their most recent course of treatment. Figures in italics indicate the base number of FP17s or Patient Questionnaire responses are less than 100. N/A is shown where the base number of responses is less than 10 during the period. % is calculated as Quantity/Base number*100

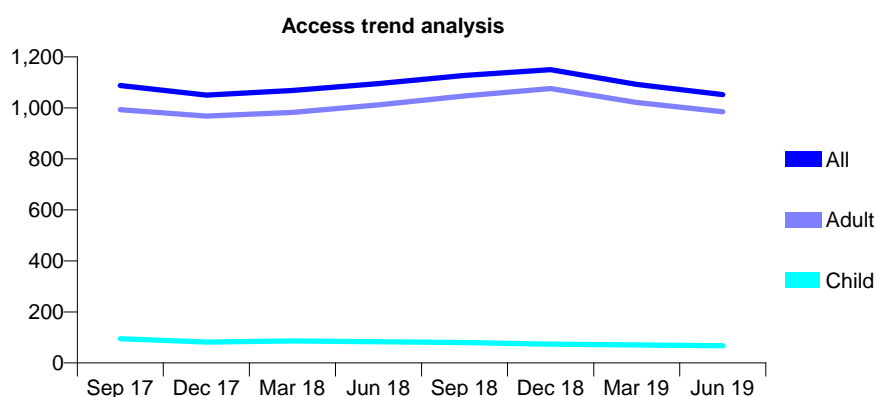
Q70 - Vital Signs At a Glance Contract Report for 101338/0073 - June 2019

Name or company name	Whitecross Dental Care Limited
Contract type name	GDS Contract
Purpose of contract	General
Contract start date	01/01/2009
Contract end date	

19/20 Contracted general activity (UDA)	6,653
Carry forward general activity (UDA)	0
19/20 Contracted orthodontic activity (UOA)	0
Carry forward orthodontic activity (UOA)	0
Baseline contract value	£187,720.79

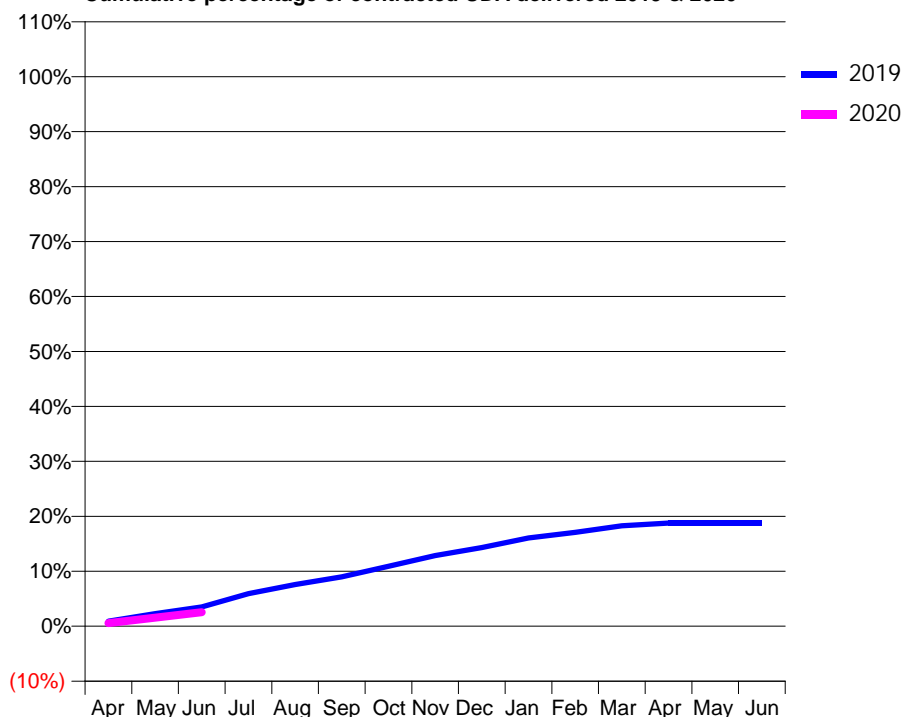
ACCESS*

Patients seen in 24 months	Total	Change since previous quarter
Quarter ending June 2018	1,095	
Quarter ending September 2018	1,127	↑
Quarter ending December 2018	1,150	↑
Quarter ending March 2019	1,092	↓
Quarter ending June 2019	1,052	↓
Variance since June 2018	(3.9%)	↓



ACTIVITY

Cumulative percentage of contracted UDA delivered 2019 & 2020



Adjusted Scheduled Activity (UDA)

Month	2019	2020
April	61	38
May	153	104
June	233	171
July	395	
August	505	
September	598	
October	725	
November	857	
December	952	
January	1,069	
February	1,136	
March	1,216	
April	1,249	
May	1,249	
June	1,249	

QUALITY

	Quantity	Base Number	Contract	AT	Region	England
% of FP17s for the same patient ID Re-attending within 3 months - Children	0	15	0.0%	9.2%	10.6%	11.4%
% of FP17s for the same patient ID Re-attending within 3 months - Adults	16	153	10.5%	13.8%	15.2%	15.4%
% of FP17s for the same patient ID Re-attending between 3 & 9 months - Children	0	15	0.0%	62.6%	62.3%	59.8%
% of FP17s for the same patient ID Re-attending between 3 & 9 months - Adults	8	153	5.2%	53.4%	53.3%	52.1%
% of FP17s for Band 1 Urgent Courses	140	141	99.3%	10.1%	9.7%	9.2%
% of FP17s Relating to Free Repair or Replacements	0	141	0.0%	0.6%	0.6%	0.7%
% of FP17s Relating to Continuations	0	141	0.0%	0.9%	0.8%	0.8%
% of Patients satisfied with the dentistry they have received	0	0	N/A	93.2%	93.4%	93.4%
% of Patients satisfied with the time they had to wait for an appointment	0	0	N/A	85.6%	86.8%	87.6%

* This is based on patients treated on this contract for their most recent course of treatment.

Figures in italics indicate the base number of FP17s or Patient Questionnaire responses are less than 100. N/A is shown where the base number of responses is less than 10 during the period. % is calculated as Quantity/Base number*100

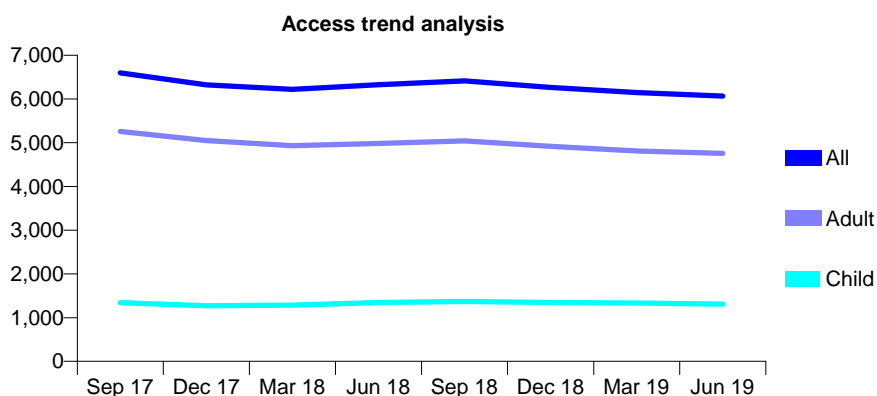
Q70 - Vital Signs At a Glance Contract Report for 101338/0094 - June 2019

Name or company name	Whitecross Dental Care Limited
Contract type name	GDS Contract
Purpose of contract	General
Contract start date	14/09/2009
Contract end date	

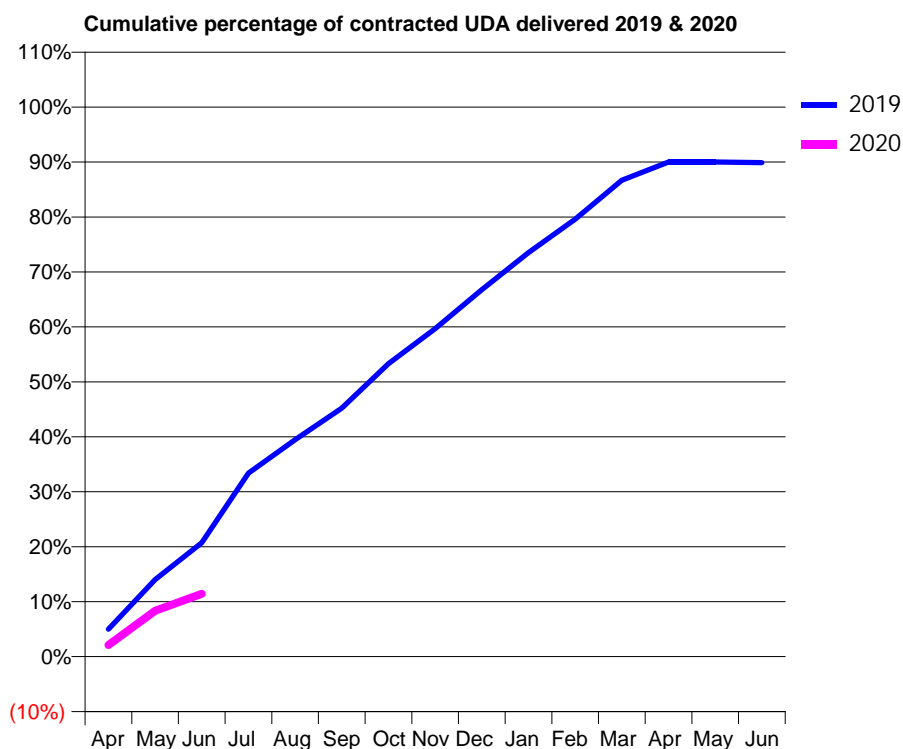
19/20 Contracted general activity (UDA)	20,000
Carry forward general activity (UDA)	0
19/20 Contracted orthodontic activity (UOA)	0
Carry forward orthodontic activity (UOA)	0
Baseline contract value	£566,155.65

ACCESS*

Patients seen in 24 months	Total	Change since previous quarter
Quarter ending June 2018	6,327	
Quarter ending September 2018	6,413	→
Quarter ending December 2018	6,264	↓
Quarter ending March 2019	6,147	↓
Quarter ending June 2019	6,068	↓
Variance since June 2018	(4.1%)	↓



ACTIVITY



Month	Adjusted Scheduled Activity (UDA)	
	2019	2020
April	897	425
May	2,527	1,666
June	3,726	2,290
July	6,007	
August	7,105	
September	8,141	
October	9,593	
November	10,741	
December	12,021	
January	13,235	
February	14,331	
March	15,604	
April	16,198	
May	16,197	
June	16,176	

QUALITY

	Quantity	Base Number	Contract	AT	Region	England
% of FP17s for the same patient ID Re-attending within 3 months - Children	17	375	4.5%	9.2%	10.6%	11.4%
% of FP17s for the same patient ID Re-attending within 3 months - Adults	112	1,185	9.5%	13.8%	15.2%	15.4%
% of FP17s for the same patient ID Re-attending between 3 & 9 months - Children	214	375	57.1%	62.6%	62.3%	59.8%
% of FP17s for the same patient ID Re-attending between 3 & 9 months - Adults	310	1,185	26.2%	53.4%	53.3%	52.1%
% of FP17s for Band 1 Urgent Courses	73	1,246	5.9%	10.1%	9.7%	9.2%
% of FP17s Relating to Free Repair or Replacements	3	1,246	0.2%	0.6%	0.6%	0.7%
% of FP17s Relating to Continuations	19	1,246	1.5%	0.9%	0.8%	0.8%
% of Patients satisfied with the dentistry they have received	0	0	N/A	93.2%	93.4%	93.4%
% of Patients satisfied with the time they had to wait for an appointment	0	0	N/A	85.6%	86.8%	87.6%

* This is based on patients treated on this contract for their most recent course of treatment. Figures in italics indicate the base number of FP17s or Patient Questionnaire responses are less than 100. N/A is shown where the base number of responses is less than 10 during the period. % is calculated as Quantity/Base number*100

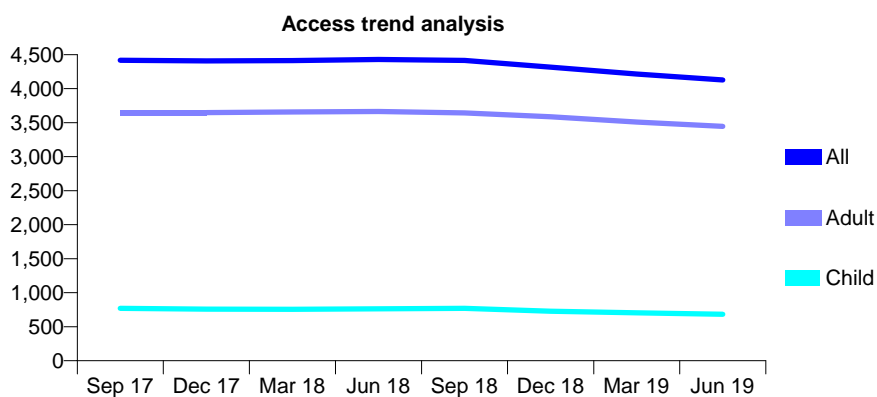
Q70 - Vital Signs At a Glance Contract Report for 101338/0095 - June 2019

Name or company name	Whitecross Dental Care Limited
Contract type name	GDS Contract
Purpose of contract	General
Contract start date	02/09/2009
Contract end date	

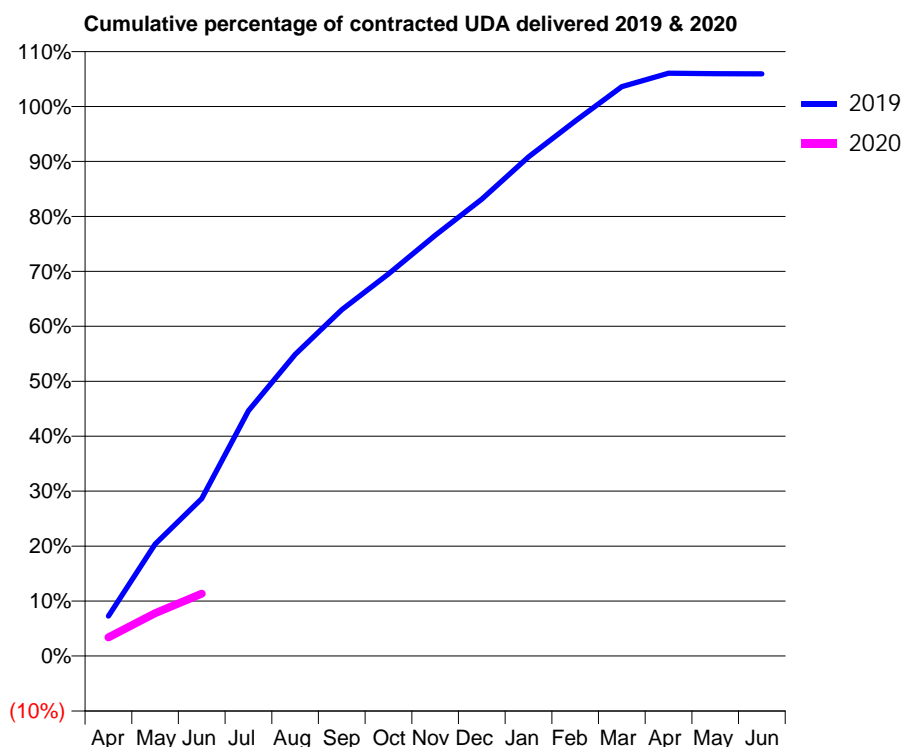
19/20 Contracted general activity (UDA)	12,000
Carry forward general activity (UDA)	0
19/20 Contracted orthodontic activity (UOA)	0
Carry forward orthodontic activity (UOA)	0
Baseline contract value	£339,693.40

ACCESS*

Patients seen in 24 months	Total	Change since previous quarter
Quarter ending June 2018	4,428	
Quarter ending September 2018	4,414	→
Quarter ending December 2018	4,316	↓
Quarter ending March 2019	4,214	↓
Quarter ending June 2019	4,129	↓
Variance since June 2018	(6.8%)	↓



ACTIVITY



Month	Adjusted Scheduled Activity (UDA)	
	2019	2020
April	629	406
May	1,761	937
June	2,477	1,360
July	3,859	
August	4,745	
September	5,448	
October	6,013	
November	6,619	
December	7,187	
January	7,853	
February	8,416	
March	8,959	
April	9,170	
May	9,161	
June	9,160	

QUALITY

	Quantity	Base Number	Contract	AT	Region	England
% of FP17s for the same patient ID Re-attending within 3 months - Children	4	169	2.4%	9.2%	10.6%	11.4%
% of FP17s for the same patient ID Re-attending within 3 months - Adults	20	593	3.4%	13.8%	15.2%	15.4%
% of FP17s for the same patient ID Re-attending between 3 & 9 months - Children	106	169	62.7%	62.6%	62.3%	59.8%
% of FP17s for the same patient ID Re-attending between 3 & 9 months - Adults	168	593	28.3%	53.4%	53.3%	52.1%
% of FP17s for Band 1 Urgent Courses	20	688	2.9%	10.1%	9.7%	9.2%
% of FP17s Relating to Free Repair or Replacements	0	688	0.0%	0.6%	0.6%	0.7%
% of FP17s Relating to Continuations	6	688	0.9%	0.9%	0.8%	0.8%
% of Patients satisfied with the dentistry they have received	0	1	N/A	93.2%	93.4%	93.4%
% of Patients satisfied with the time they had to wait for an appointment	0	1	N/A	85.6%	86.8%	87.6%

* This is based on patients treated on this contract for their most recent course of treatment. Figures in italics indicate the base number of FP17s or Patient Questionnaire responses are less than 100. N/A is shown where the base number of responses is less than 10 during the period. % is calculated as Quantity/Base number*100

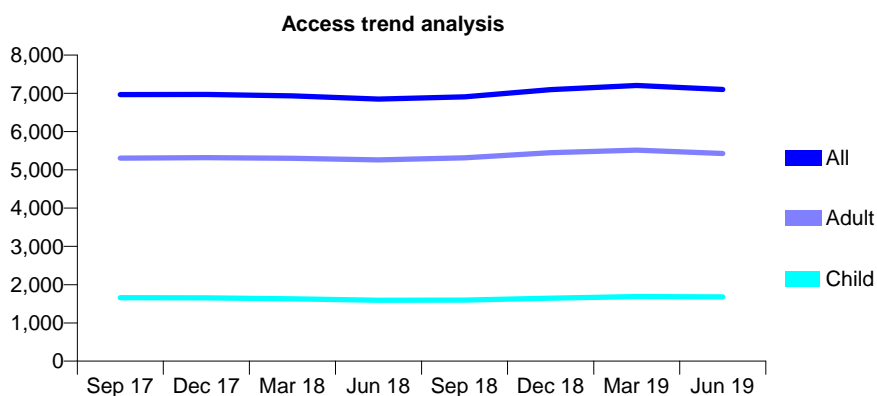
Q70 - Vital Signs At a Glance Contract Report for 101338/0096 - June 2019

Name or company name	Whitecross Dental Care Limited
Contract type name	GDS Contract
Purpose of contract	General
Contract start date	01/09/2009
Contract end date	

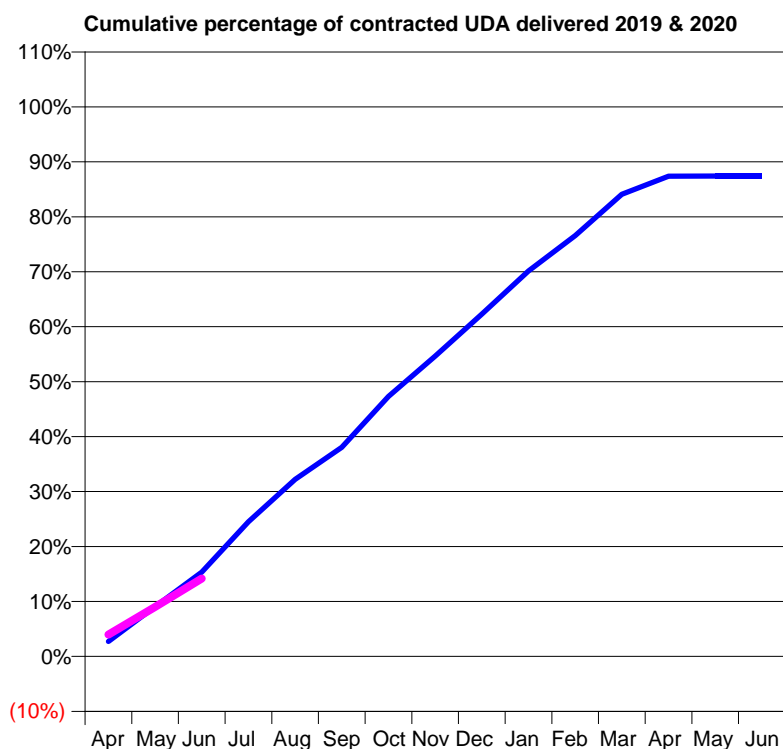
19/20 Contracted general activity (UDA)	25,081
Carry forward general activity (UDA)	0
19/20 Contracted orthodontic activity (UOA)	0
Carry forward orthodontic activity (UOA)	0
Baseline contract value	£690,095.29

ACCESS*

Patients seen in 24 months	Total	Change since previous quarter
Quarter ending June 2018	6,849	
Quarter ending September 2018	6,908	→
Quarter ending December 2018	7,097	↑
Quarter ending March 2019	7,208	→
Quarter ending June 2019	7,104	↓
Variance since June 2018	3.7%	↑



ACTIVITY



Month	2019	2020
April	684	994
May	2,282	2,260
June	3,852	3,559
July	6,150	
August	8,085	
September	9,546	
October	11,866	
November	13,709	
December	15,622	
January	17,590	
February	19,203	
March	21,094	
April	21,914	
May	21,921	
June	21,925	

QUALITY

	Quantity	Base Number	Contract	AT	Region	England
% of FP17s for the same patient ID Re-attending within 3 months - Children	18	501	3.6%	9.2%	10.6%	11.4%
% of FP17s for the same patient ID Re-attending within 3 months - Adults	140	1,508	9.3%	13.8%	15.2%	15.4%
% of FP17s for the same patient ID Re-attending between 3 & 9 months - Children	320	501	63.9%	62.6%	62.3%	59.8%
% of FP17s for the same patient ID Re-attending between 3 & 9 months - Adults	903	1,508	59.9%	53.4%	53.3%	52.1%
% of FP17s for Band 1 Urgent Courses	198	1,691	11.7%	10.1%	9.7%	9.2%
% of FP17s Relating to Free Repair or Replacements	4	1,691	0.2%	0.6%	0.6%	0.7%
% of FP17s Relating to Continuations	6	1,691	0.4%	0.9%	0.8%	0.8%
% of Patients satisfied with the dentistry they have received	2	2	N/A	93.2%	93.4%	93.4%
% of Patients satisfied with the time they had to wait for an appointment	2	2	N/A	85.6%	86.8%	87.6%

* This is based on patients treated on this contract for their most recent course of treatment. Figures in italics indicate the base number of FP17s or Patient Questionnaire responses are less than 100. N/A is shown where the base number of responses is less than 10 during the period. % is calculated as Quantity/Base number*100

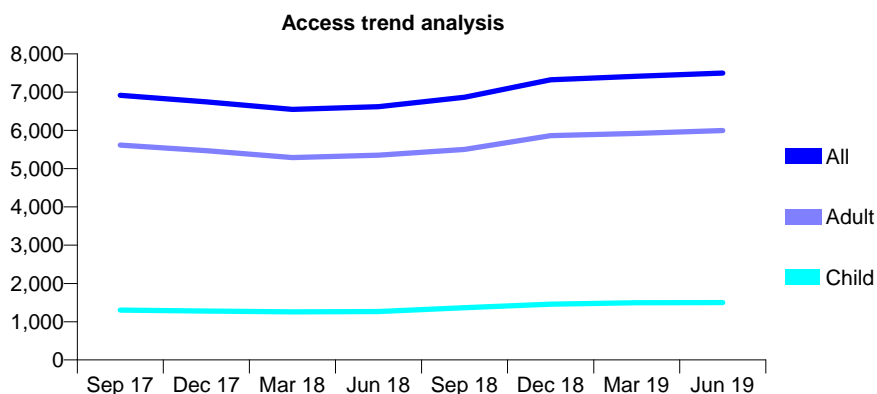
Q70 - Vital Signs At a Glance Contract Report for 101338/0129 - June 2019

Name or company name	Whitecross Dental Care Limited
Contract type name	GDS Contract
Purpose of contract	General
Contract start date	25/10/2010
Contract end date	

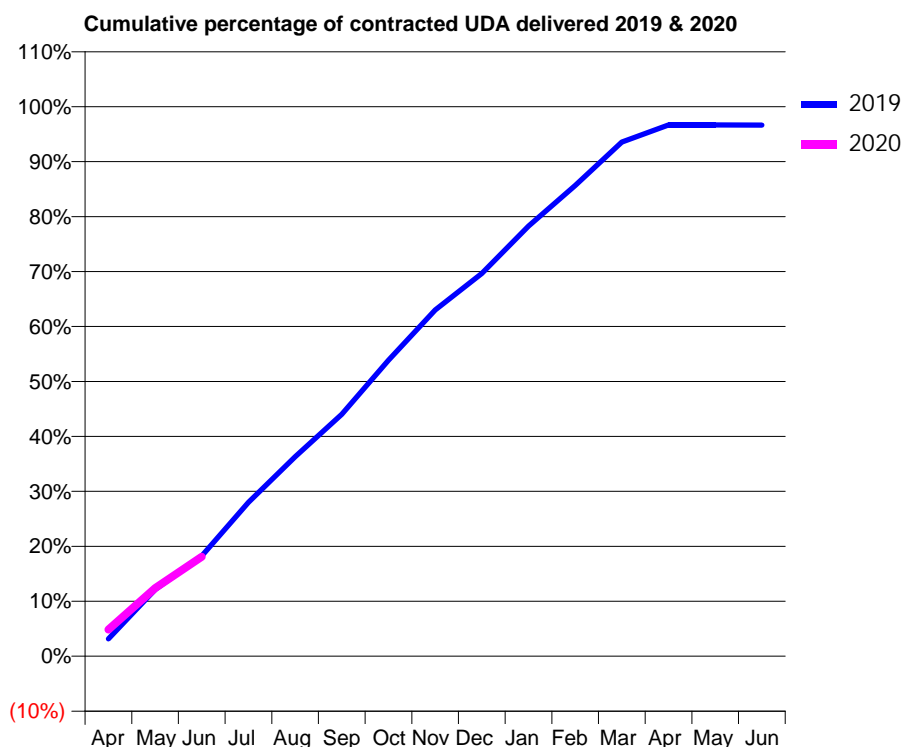
19/20 Contracted general activity (UDA)	21,000
Carry forward general activity (UDA)	0
19/20 Contracted orthodontic activity (UOA)	0
Carry forward orthodontic activity (UOA)	0
Baseline contract value	£507,140.55

ACCESS*

Patients seen in 24 months	Total	Change since previous quarter
Quarter ending June 2018	6,617	
Quarter ending September 2018	6,866	↑
Quarter ending December 2018	7,321	↑
Quarter ending March 2019	7,416	→
Quarter ending June 2019	7,497	→
Variance since June 2018	13.3%	↑



ACTIVITY



Month	2019	2020
April	666	1,023
May	2,543	2,601
June	3,830	3,803
July	5,876	
August	7,626	
September	9,240	
October	11,310	
November	13,231	
December	14,624	
January	16,439	
February	17,992	
March	19,648	
April	20,302	
May	20,300	
June	20,293	

QUALITY

	Quantity	Base Number	Contract	AT	Region	England
% of FP17s for the same patient ID Re-attending within 3 months - Children	21	513	4.1%	9.2%	10.6%	11.4%
% of FP17s for the same patient ID Re-attending within 3 months - Adults	121	1,820	6.6%	13.8%	15.2%	15.4%
% of FP17s for the same patient ID Re-attending between 3 & 9 months - Children	349	513	68.0%	62.6%	62.3%	59.8%
% of FP17s for the same patient ID Re-attending between 3 & 9 months - Adults	1,024	1,820	56.3%	53.4%	53.3%	52.1%
% of FP17s for Band 1 Urgent Courses	99	1,987	5.0%	10.1%	9.7%	9.2%
% of FP17s Relating to Free Repair or Replacements	7	1,987	0.4%	0.6%	0.6%	0.7%
% of FP17s Relating to Continuations	11	1,987	0.6%	0.9%	0.8%	0.8%
% of Patients satisfied with the dentistry they have received	1	1	N/A	93.2%	93.4%	93.4%
% of Patients satisfied with the time they had to wait for an appointment	1	1	N/A	85.6%	86.8%	87.6%

* This is based on patients treated on this contract for their most recent course of treatment. Figures in italics indicate the base number of FP17s or Patient Questionnaire responses are less than 100. N/A is shown where the base number of responses is less than 10 during the period. % is calculated as Quantity/Base number*100

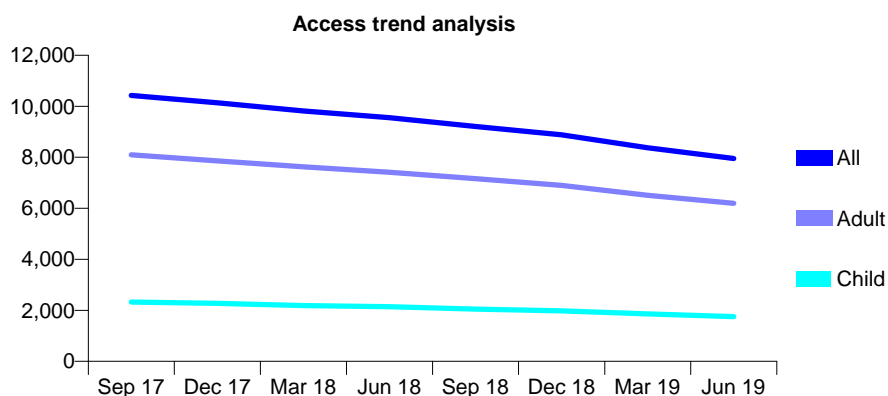
Q70 - Vital Signs At a Glance Contract Report for 101338/0132 - June 2019

Name or company name	Whitecross Dental Care Limited
Contract type name	GDS Contract
Purpose of contract	General
Contract start date	01/09/2011
Contract end date	

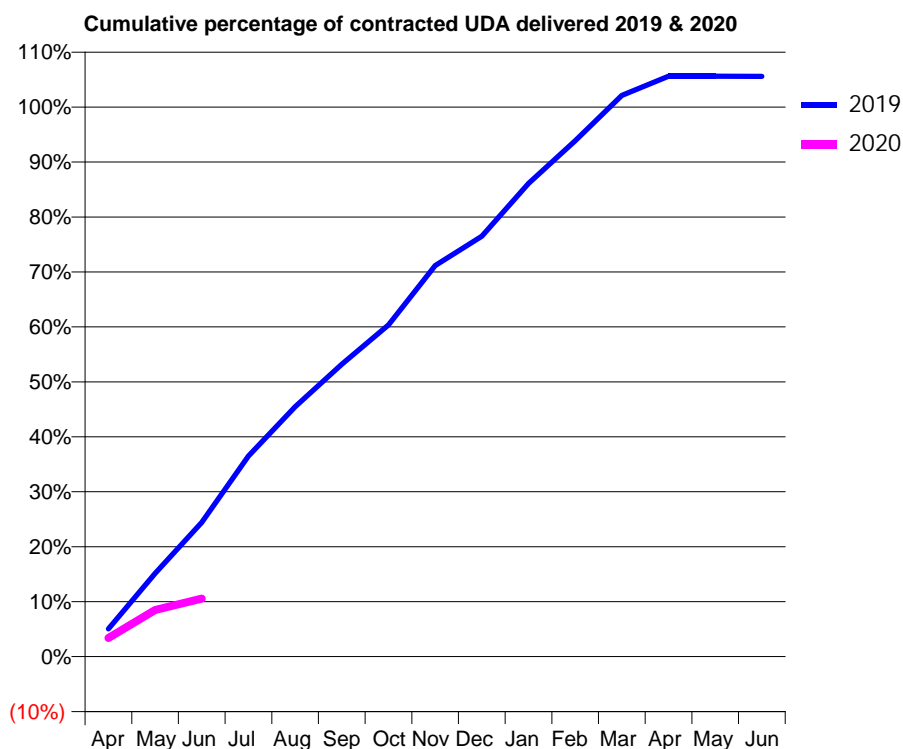
19/20 Contracted general activity (UDA)	22,493
Carry forward general activity (UDA)	0
19/20 Contracted orthodontic activity (UOA)	0
Carry forward orthodontic activity (UOA)	0
Baseline contract value	£619,104.61

ACCESS*

Patients seen in 24 months	Total	Change since previous quarter
Quarter ending June 2018	9,555	
Quarter ending September 2018	9,211	↓
Quarter ending December 2018	8,879	↓
Quarter ending March 2019	8,373	↓
Quarter ending June 2019	7,949	↓
Variance since June 2018	(16.8%)	↓



ACTIVITY



Month	Adjusted Scheduled Activity (UDA)	
	2019	2020
April	784	765
May	2,346	1,913
June	3,785	2,375
July	5,658	
August	7,046	
September	8,241	
October	9,352	
November	11,025	
December	11,849	
January	13,337	
February	14,545	
March	15,822	
April	16,363	
May	16,360	
June	16,358	

QUALITY

	Quantity	Base Number	Contract	AT	Region	England
% of FP17s for the same patient ID Re-attending within 3 months - Children	21	338	6.2%	9.2%	10.6%	11.4%
% of FP17s for the same patient ID Re-attending within 3 months - Adults	122	1,155	10.6%	13.8%	15.2%	15.4%
% of FP17s for the same patient ID Re-attending between 3 & 9 months - Children	99	338	29.3%	62.6%	62.3%	59.8%
% of FP17s for the same patient ID Re-attending between 3 & 9 months - Adults	330	1,155	28.6%	53.4%	53.3%	52.1%
% of FP17s for Band 1 Urgent Courses	151	1,158	13.0%	10.1%	9.7%	9.2%
% of FP17s Relating to Free Repair or Replacements	8	1,158	0.7%	0.6%	0.6%	0.7%
% of FP17s Relating to Continuations	4	1,158	0.3%	0.9%	0.8%	0.8%
% of Patients satisfied with the dentistry they have received	9	9	N/A	93.2%	93.4%	93.4%
% of Patients satisfied with the time they had to wait for an appointment	6	9	N/A	85.6%	86.8%	87.6%

* This is based on patients treated on this contract for their most recent course of treatment. Figures in italics indicate the base number of FP17s or Patient Questionnaire responses are less than 100. N/A is shown where the base number of responses is less than 10 during the period. % is calculated as Quantity/Base number*100

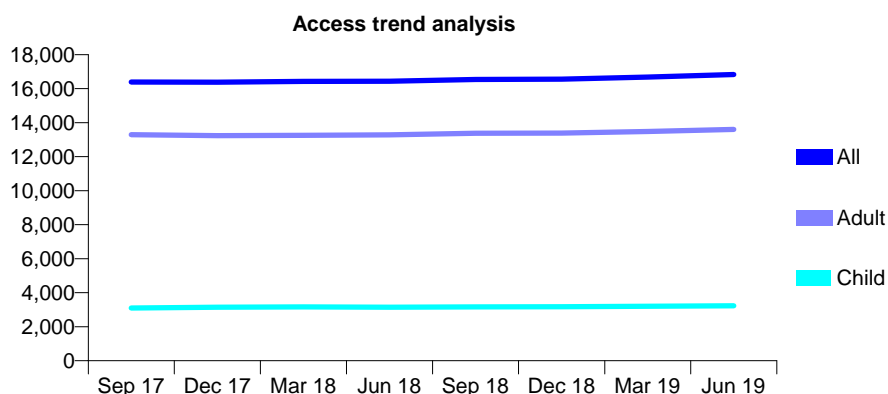
Q70 - Vital Signs At a Glance Contract Report for 101338/0133 - June 2019

Name or company name	Whitecross Dental Care Limited
Contract type name	GDS Contract
Purpose of contract	General
Contract start date	01/09/2011
Contract end date	

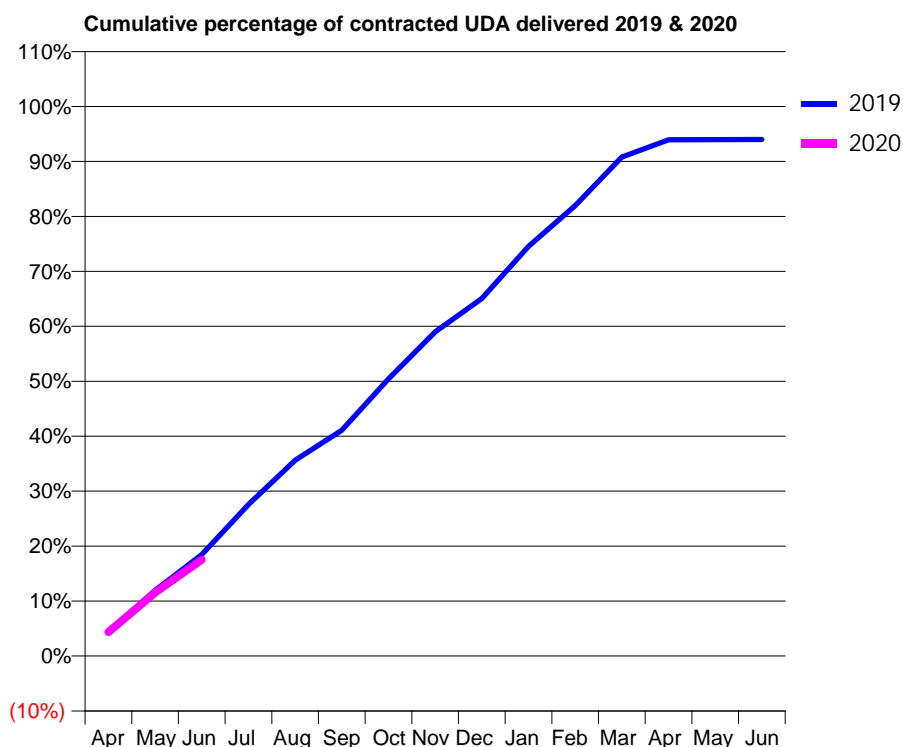
19/20 Contracted general activity (UDA)	40,500
Carry forward general activity (UDA)	0
19/20 Contracted orthodontic activity (UOA)	0
Carry forward orthodontic activity (UOA)	0
Baseline contract value	£1,220,890.40

ACCESS*

Patients seen in 24 months	Total	Change since previous quarter
Quarter ending June 2018	16,435	
Quarter ending September 2018	16,542	→
Quarter ending December 2018	16,564	→
Quarter ending March 2019	16,677	→
Quarter ending June 2019	16,836	→
Variance since June 2018	2.4%	↑



ACTIVITY



Month	Adjusted Scheduled Activity (UDA)	
	2019	2020
April	1,772	1,765
May	4,844	4,682
June	7,476	7,103
July	11,157	
August	14,430	
September	16,630	
October	20,423	
November	23,888	
December	26,341	
January	30,184	
February	33,194	
March	36,775	
April	38,043	
May	38,060	
June	38,074	

QUALITY

	Quantity	Base Number	Contract	AT	Region	England
% of FP17s for the same patient ID Re-attending within 3 months - Children	47	1,152	4.1%	9.2%	10.6%	11.4%
% of FP17s for the same patient ID Re-attending within 3 months - Adults	464	4,029	11.5%	13.8%	15.2%	15.4%
% of FP17s for the same patient ID Re-attending between 3 & 9 months - Children	795	1,152	69.0%	62.6%	62.3%	59.8%
% of FP17s for the same patient ID Re-attending between 3 & 9 months - Adults	1,853	4,029	46.0%	53.4%	53.3%	52.1%
% of FP17s for Band 1 Urgent Courses	285	4,151	6.9%	10.1%	9.7%	9.2%
% of FP17s Relating to Free Repair or Replacements	19	4,151	0.5%	0.6%	0.6%	0.7%
% of FP17s Relating to Continuations	54	4,151	1.3%	0.9%	0.8%	0.8%
% of Patients satisfied with the dentistry they have received	3	3	N/A	93.2%	93.4%	93.4%
% of Patients satisfied with the time they had to wait for an appointment	3	3	N/A	85.6%	86.8%	87.6%

* This is based on patients treated on this contract for their most recent course of treatment. Figures in italics indicate the base number of FP17s or Patient Questionnaire responses are less than 100. N/A is shown where the base number of responses is less than 10 during the period. % is calculated as Quantity/Base number*100

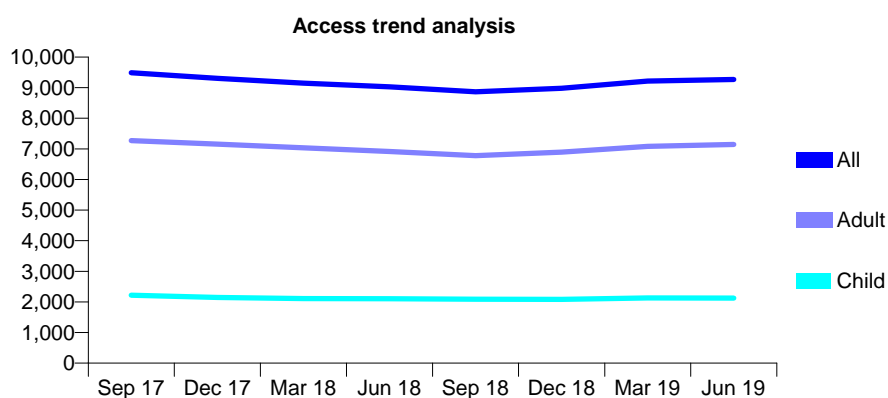
Q70 - Vital Signs At a Glance Contract Report for 101362/0039 - June 2019

Name or company name	Rodericks Dental Limited
Contract type name	GDS Contract
Purpose of contract	General
Contract start date	03/10/2011
Contract end date	

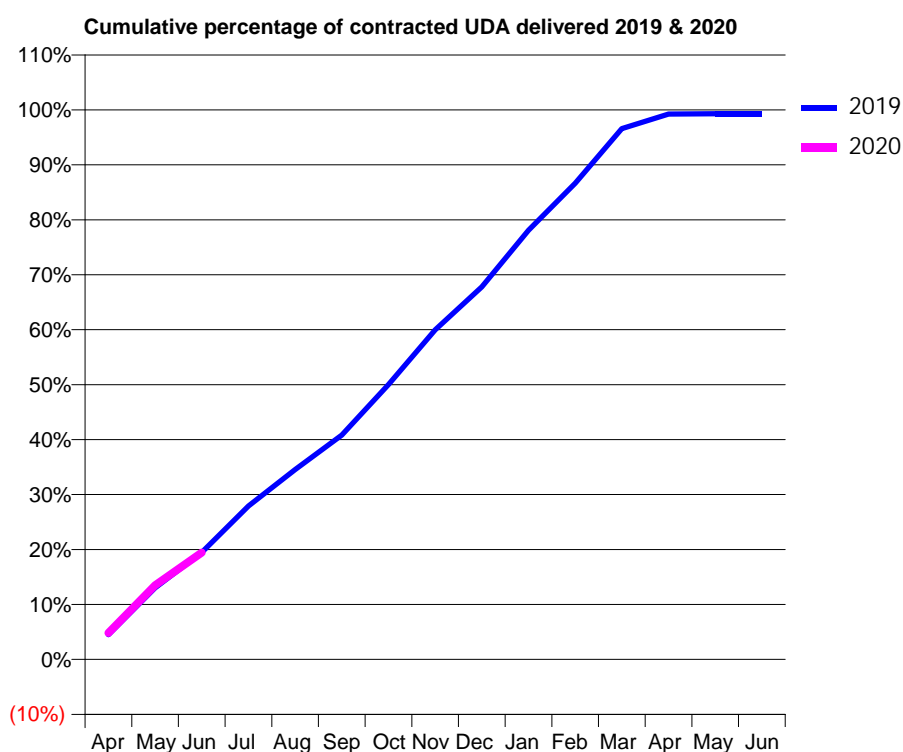
19/20 Contracted general activity (UDA)	26,613
Carry forward general activity (UDA)	0
19/20 Contracted orthodontic activity (UOA)	0
Carry forward orthodontic activity (UOA)	0
Baseline contract value	£752,403.33

ACCESS*

Patients seen in 24 months	Total	Change since previous quarter
Quarter ending June 2018	9,024	
Quarter ending September 2018	8,864	↓
Quarter ending December 2018	8,981	→
Quarter ending March 2019	9,214	↑
Quarter ending June 2019	9,267	→
Variance since June 2018	2.7%	↑



ACTIVITY



Month	Adjusted Scheduled Activity (UDA)	
	2019	2020
April	1,198	1,282
May	3,474	3,594
June	5,181	5,174
July	7,431	
August	9,197	
September	10,865	
October	13,314	
November	15,963	
December	18,044	
January	20,779	
February	23,056	
March	25,699	
April	26,411	
May	26,424	
June	26,423	

QUALITY

	Quantity	Base Number	Contract	AT	Region	England
% of FP17s for the same patient ID Re-attending within 3 months - Children	70	764	9.2%	9.2%	10.6%	11.4%
% of FP17s for the same patient ID Re-attending within 3 months - Adults	316	2,166	14.6%	13.8%	15.2%	15.4%
% of FP17s for the same patient ID Re-attending between 3 & 9 months - Children	440	764	57.6%	62.6%	62.3%	59.8%
% of FP17s for the same patient ID Re-attending between 3 & 9 months - Adults	862	2,166	39.8%	53.4%	53.3%	52.1%
% of FP17s for Band 1 Urgent Courses	822	2,559	32.1%	10.1%	9.7%	9.2%
% of FP17s Relating to Free Repair or Replacements	16	2,559	0.6%	0.6%	0.6%	0.7%
% of FP17s Relating to Continuations	7	2,559	0.3%	0.9%	0.8%	0.8%
% of Patients satisfied with the dentistry they have received	13	14	92.9%	93.2%	93.4%	93.4%
% of Patients satisfied with the time they had to wait for an appointment	11	14	78.6%	85.6%	86.8%	87.6%

* This is based on patients treated on this contract for their most recent course of treatment. Figures in italics indicate the base number of FP17s or Patient Questionnaire responses are less than 100. N/A is shown where the base number of responses is less than 10 during the period. % is calculated as Quantity/Base number*100

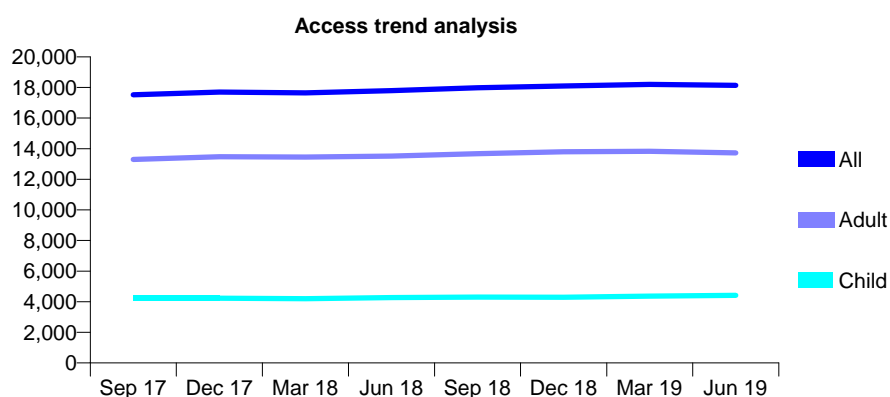
Q70 - Vital Signs At a Glance Contract Report for 101362/0043 - June 2019

Name or company name	Rodericks Dental Limited
Contract type name	GDS Contract
Purpose of contract	General
Contract start date	11/02/2012
Contract end date	

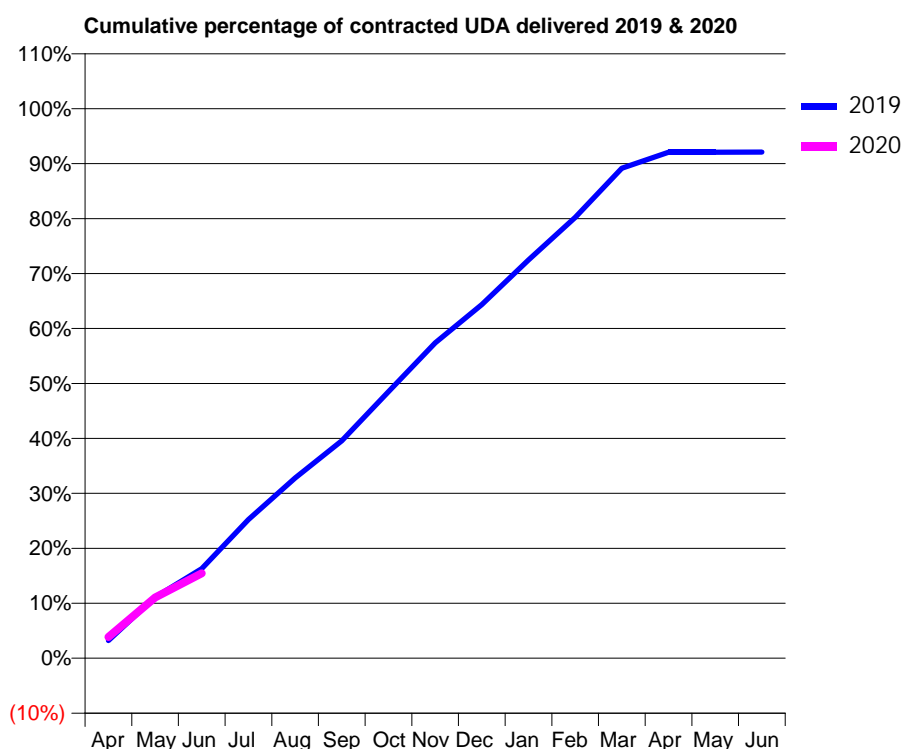
19/20 Contracted general activity (UDA)	52,655
Carry forward general activity (UDA)	0
19/20 Contracted orthodontic activity (UOA)	0
Carry forward orthodontic activity (UOA)	0
Baseline contract value	£1,412,114.96

ACCESS*

Patients seen in 24 months	Total	Change since previous quarter
Quarter ending June 2018	17,791	
Quarter ending September 2018	17,980	→
Quarter ending December 2018	18,097	→
Quarter ending March 2019	18,197	→
Quarter ending June 2019	18,142	→
Variance since June 2018	2.0%	→



ACTIVITY



Month	2019	2020
April	1,694	2,034
May	5,846	5,819
June	8,584	8,129
July	13,281	
August	17,279	
September	20,840	
October	25,531	
November	30,212	
December	33,881	
January	38,157	
February	42,240	
March	46,939	
April	48,470	
May	48,477	
June	48,499	

QUALITY

	Quantity	Base Number	Contract	AT	Region	England
% of FP17s for the same patient ID Re-attending within 3 months - Children	110	1,398	7.9%	9.2%	10.6%	11.4%
% of FP17s for the same patient ID Re-attending within 3 months - Adults	588	3,671	16.0%	13.8%	15.2%	15.4%
% of FP17s for the same patient ID Re-attending between 3 & 9 months - Children	754	1,398	53.9%	62.6%	62.3%	59.8%
% of FP17s for the same patient ID Re-attending between 3 & 9 months - Adults	1,773	3,671	48.3%	53.4%	53.3%	52.1%
% of FP17s for Band 1 Urgent Courses	497	3,981	12.5%	10.1%	9.7%	9.2%
% of FP17s Relating to Free Repair or Replacements	36	3,981	0.9%	0.6%	0.6%	0.7%
% of FP17s Relating to Continuations	9	3,981	0.2%	0.9%	0.8%	0.8%
% of Patients satisfied with the dentistry they have received	5	5	N/A	93.2%	93.4%	93.4%
% of Patients satisfied with the time they had to wait for an appointment	4	5	N/A	85.6%	86.8%	87.6%

* This is based on patients treated on this contract for their most recent course of treatment.

Figures in italics indicate the base number of FP17s or Patient Questionnaire responses are less than 100. N/A is shown where the base number of responses is less than 10 during the period. % is calculated as Quantity/Base number*100

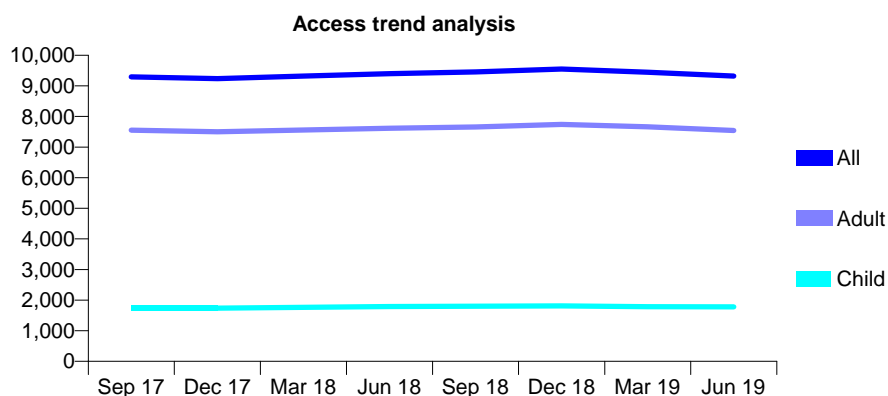
Q70 - Vital Signs At a Glance Contract Report for 101435/0008 - June 2019

Name or company name	IDH Limited
Contract type name	GDS Contract
Purpose of contract	General
Contract start date	01/04/2006
Contract end date	

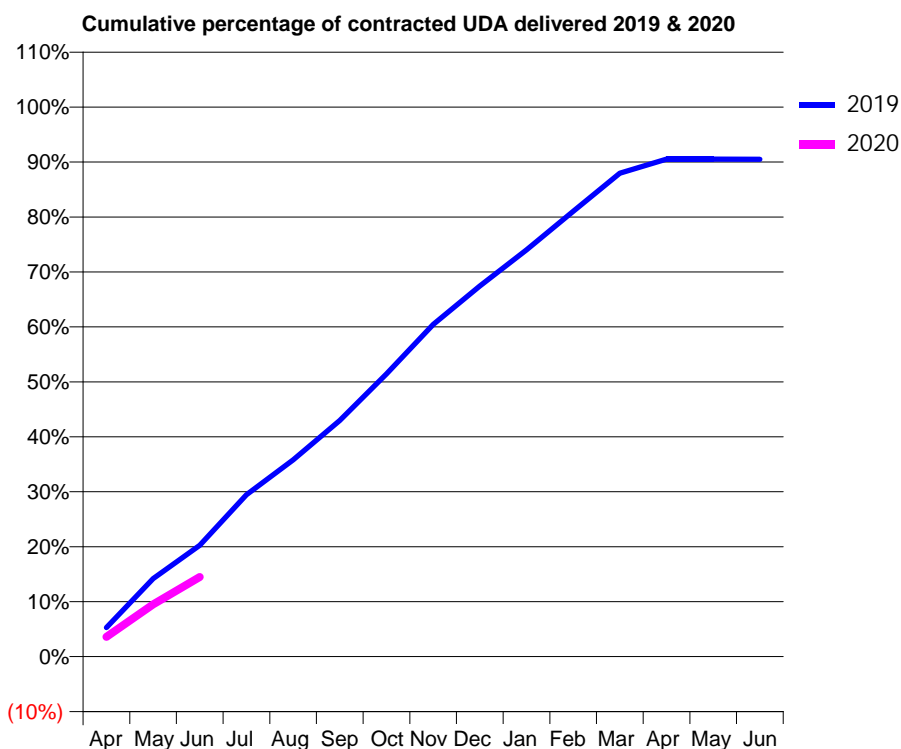
19/20 Contracted general activity (UDA)	31,000
Carry forward general activity (UDA)	0
19/20 Contracted orthodontic activity (UOA)	0
Carry forward orthodontic activity (UOA)	0
Baseline contract value	£768,196.21

ACCESS*

Patients seen in 24 months	Total	Change since previous quarter
Quarter ending June 2018	9,401	
Quarter ending September 2018	9,458	→
Quarter ending December 2018	9,549	→
Quarter ending March 2019	9,446	↓
Quarter ending June 2019	9,324	↓
Variance since June 2018	(0.8%)	→



ACTIVITY



Month	Adjusted Scheduled Activity (UDA)	
	2019	2020
April	1,480	1,116
May	3,978	2,949
June	5,670	4,491
July	8,250	
August	10,023	
September	12,030	
October	14,410	
November	16,923	
December	18,882	
January	20,728	
February	22,693	
March	24,626	
April	25,346	
May	25,345	
June	25,341	

QUALITY

	Quantity	Base Number	Contract	AT	Region	England
% of FP17s for the same patient ID Re-attending within 3 months - Children	14	440	3.2%	9.2%	10.6%	11.4%
% of FP17s for the same patient ID Re-attending within 3 months - Adults	154	1,672	9.2%	13.8%	15.2%	15.4%
% of FP17s for the same patient ID Re-attending between 3 & 9 months - Children	201	440	45.7%	62.6%	62.3%	59.8%
% of FP17s for the same patient ID Re-attending between 3 & 9 months - Adults	622	1,672	37.2%	53.4%	53.3%	52.1%
% of FP17s for Band 1 Urgent Courses	82	1,839	4.5%	10.1%	9.7%	9.2%
% of FP17s Relating to Free Repair or Replacements	10	1,839	0.5%	0.6%	0.6%	0.7%
% of FP17s Relating to Continuations	36	1,839	2.0%	0.9%	0.8%	0.8%
% of Patients satisfied with the dentistry they have received	2	2	N/A	93.2%	93.4%	93.4%
% of Patients satisfied with the time they had to wait for an appointment	2	2	N/A	85.6%	86.8%	87.6%

* This is based on patients treated on this contract for their most recent course of treatment. Figures in italics indicate the base number of FP17s or Patient Questionnaire responses are less than 100. N/A is shown where the base number of responses is less than 10 during the period. % is calculated as Quantity/Base number*100

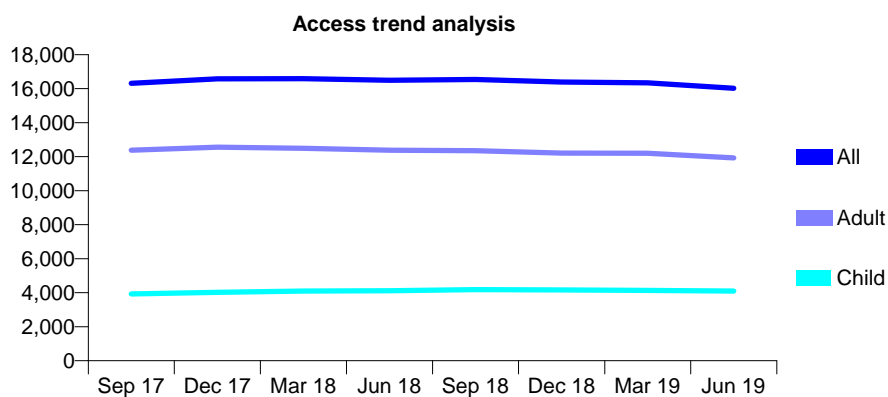
Q70 - Vital Signs At a Glance Contract Report for 101435/0016 - June 2019

Name or company name	IDH Limited
Contract type name	GDS Contract
Purpose of contract	General
Contract start date	01/04/2006
Contract end date	

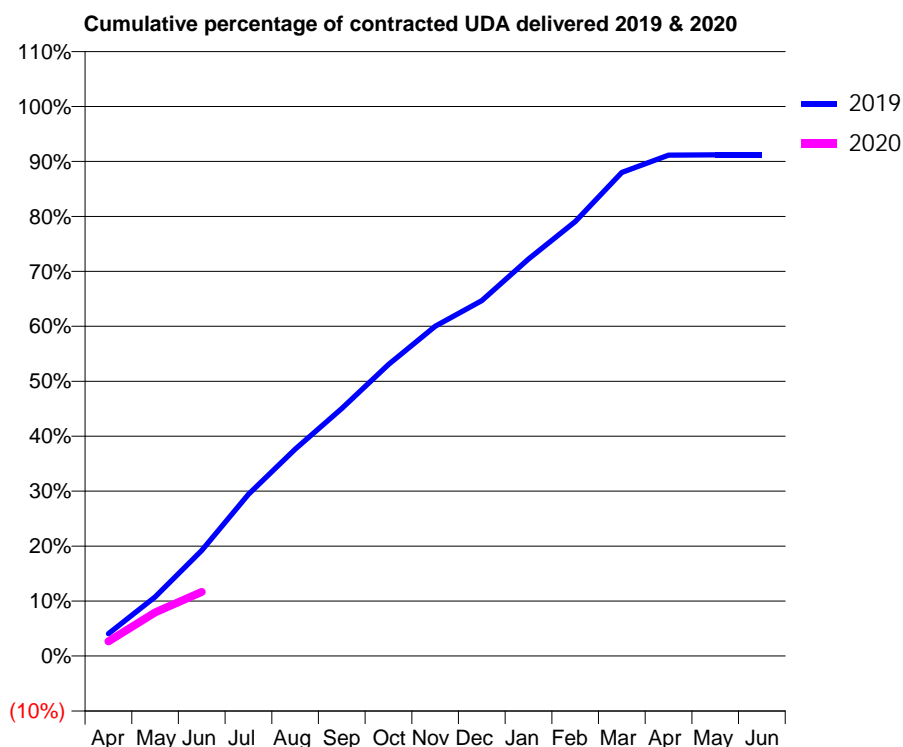
19/20 Contracted general activity (UDA)	47,133
Carry forward general activity (UDA)	0
19/20 Contracted orthodontic activity (UOA)	0
Carry forward orthodontic activity (UOA)	0
Baseline contract value	£1,077,317.49

ACCESS*

Patients seen in 24 months	Total	Change since previous quarter
Quarter ending June 2018	16,499	
Quarter ending September 2018	16,541	→
Quarter ending December 2018	16,385	→
Quarter ending March 2019	16,340	→
Quarter ending June 2019	16,025	↓
Variance since June 2018	(2.9%)	↓



ACTIVITY



Month	Adjusted Scheduled Activity (UDA)	
	2019	2020
April	1,912	1,258
May	5,067	3,745
June	9,050	5,494
July	13,865	
August	17,747	
September	21,234	
October	25,010	
November	28,276	
December	30,481	
January	34,046	
February	37,254	
March	41,471	
April	42,958	
May	42,981	
June	42,980	

QUALITY

	Quantity	Base Number	Contract	AT	Region	England
% of FP17s for the same patient ID Re-attending within 3 months - Children	69	1,060	6.5%	9.2%	10.6%	11.4%
% of FP17s for the same patient ID Re-attending within 3 months - Adults	289	2,732	10.6%	13.8%	15.2%	15.4%
% of FP17s for the same patient ID Re-attending between 3 & 9 months - Children	599	1,060	56.5%	62.6%	62.3%	59.8%
% of FP17s for the same patient ID Re-attending between 3 & 9 months - Adults	1,404	2,732	51.4%	53.4%	53.3%	52.1%
% of FP17s for Band 1 Urgent Courses	235	3,140	7.5%	10.1%	9.7%	9.2%
% of FP17s Relating to Free Repair or Replacements	4	3,140	0.1%	0.6%	0.6%	0.7%
% of FP17s Relating to Continuations	42	3,140	1.3%	0.9%	0.8%	0.8%
% of Patients satisfied with the dentistry they have received	2	2	N/A	93.2%	93.4%	93.4%
% of Patients satisfied with the time they had to wait for an appointment	1	2	N/A	85.6%	86.8%	87.6%

* This is based on patients treated on this contract for their most recent course of treatment. Figures in italics indicate the base number of FP17s or Patient Questionnaire responses are less than 100. N/A is shown where the base number of responses is less than 10 during the period. % is calculated as Quantity/Base number*100

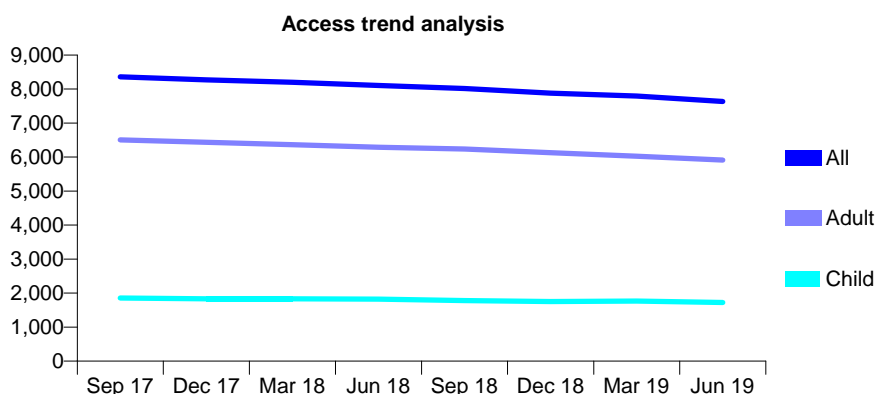
Q70 - Vital Signs At a Glance Contract Report for 101435/0022 - June 2019

Name or company name	IDH Limited
Contract type name	GDS Contract
Purpose of contract	General
Contract start date	01/04/2006
Contract end date	

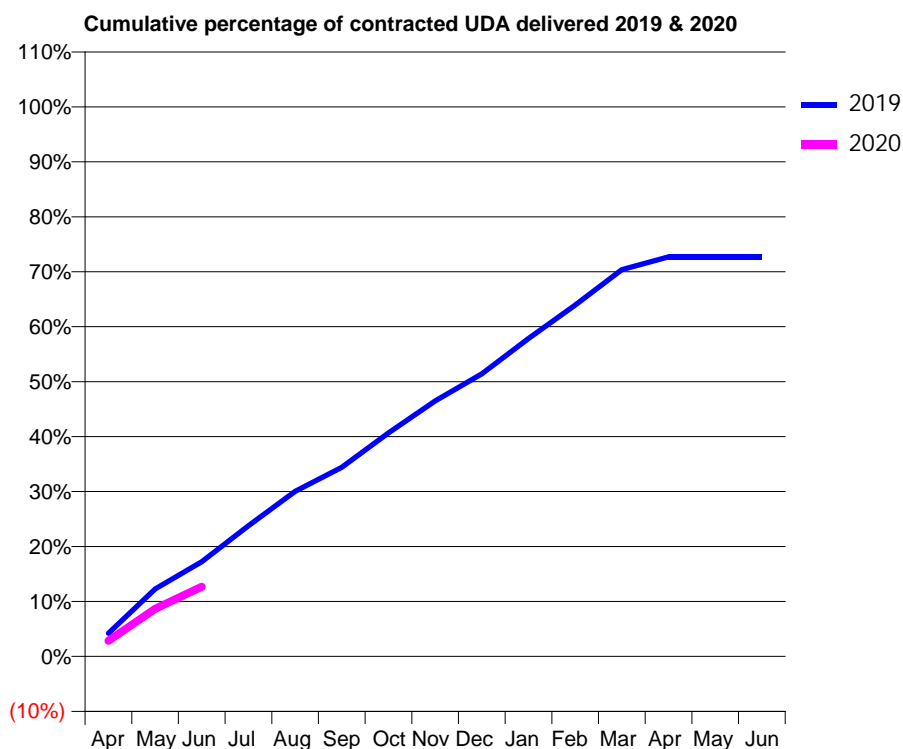
19/20 Contracted general activity (UDA)	23,473
Carry forward general activity (UDA)	0
19/20 Contracted orthodontic activity (UOA)	0
Carry forward orthodontic activity (UOA)	0
Baseline contract value	£573,755.60

ACCESS*

Patients seen in 24 months	Total	Change since previous quarter
Quarter ending June 2018	8,107	
Quarter ending September 2018	8,018	↓
Quarter ending December 2018	7,881	↓
Quarter ending March 2019	7,795	↓
Quarter ending June 2019	7,634	↓
Variance since June 2018	(5.8%)	↓



ACTIVITY



Month	2019	2020
April	949	672
May	2,761	2,037
June	3,874	2,975
July	5,346	
August	6,746	
September	7,734	
October	9,145	
November	10,446	
December	11,556	
January	12,998	
February	14,369	
March	15,810	
April	16,335	
May	16,339	
June	16,338	

QUALITY

	Quantity	Base Number	Contract	AT	Region	England
% of FP17s for the same patient ID Re-attending within 3 months - Children	22	472	4.7%	9.2%	10.6%	11.4%
% of FP17s for the same patient ID Re-attending within 3 months - Adults	150	1,510	9.9%	13.8%	15.2%	15.4%
% of FP17s for the same patient ID Re-attending between 3 & 9 months - Children	185	472	39.2%	62.6%	62.3%	59.8%
% of FP17s for the same patient ID Re-attending between 3 & 9 months - Adults	572	1,510	37.9%	53.4%	53.3%	52.1%
% of FP17s for Band 1 Urgent Courses	116	1,726	6.7%	10.1%	9.7%	9.2%
% of FP17s Relating to Free Repair or Replacements	9	1,726	0.5%	0.6%	0.6%	0.7%
% of FP17s Relating to Continuations	6	1,726	0.3%	0.9%	0.8%	0.8%
% of Patients satisfied with the dentistry they have received	3	3	N/A	93.2%	93.4%	93.4%
% of Patients satisfied with the time they had to wait for an appointment	3	3	N/A	85.6%	86.8%	87.6%

* This is based on patients treated on this contract for their most recent course of treatment. Figures in italics indicate the base number of FP17s or Patient Questionnaire responses are less than 100. N/A is shown where the base number of responses is less than 10 during the period. % is calculated as Quantity/Base number*100

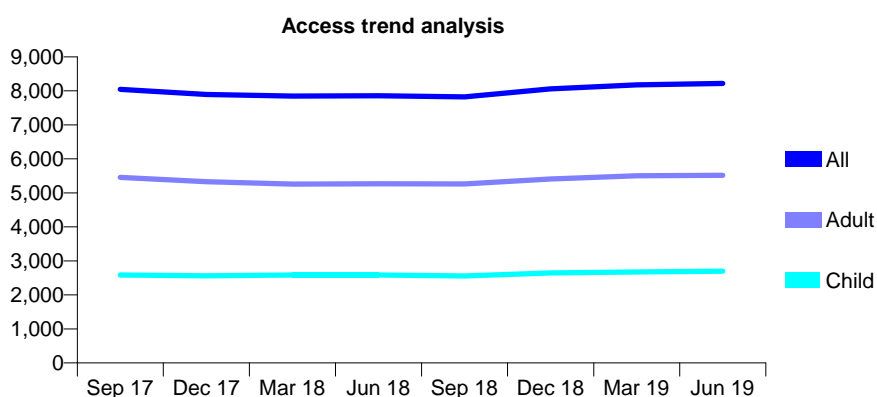
Q70 - Vital Signs At a Glance Contract Report for 101435/0023 - June 2019

Name or company name	IDH Limited
Contract type name	GDS Contract
Purpose of contract	General
Contract start date	01/04/2006
Contract end date	

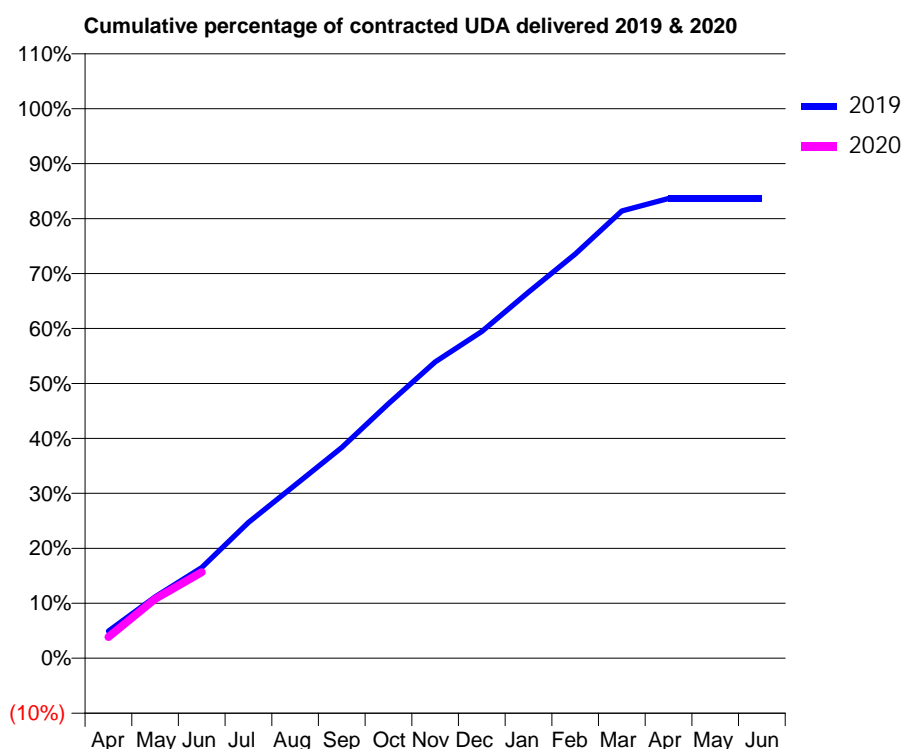
19/20 Contracted general activity (UDA)	21,343
Carry forward general activity (UDA)	0
19/20 Contracted orthodontic activity (UOA)	0
Carry forward orthodontic activity (UOA)	0
Baseline contract value	£628,819.60

ACCESS*

Patients seen in 24 months	Total	Change since previous quarter
Quarter ending June 2018	7,855	
Quarter ending September 2018	7,823	→
Quarter ending December 2018	8,055	↑
Quarter ending March 2019	8,178	→
Quarter ending June 2019	8,217	→
Variance since June 2018	4.6%	↑



ACTIVITY



Month	2019	2020
April	1,003	827
May	2,271	2,300
June	3,352	3,344
July	5,028	
August	6,413	
September	7,801	
October	9,421	
November	10,965	
December	12,094	
January	13,553	
February	14,958	
March	16,556	
April	17,021	
May	17,017	
June	17,017	

QUALITY

	Quantity	Base Number	Contract	AT	Region	England
% of FP17s for the same patient ID Re-attending within 3 months - Children	31	779	4.0%	9.2%	10.6%	11.4%
% of FP17s for the same patient ID Re-attending within 3 months - Adults	100	1,376	7.3%	13.8%	15.2%	15.4%
% of FP17s for the same patient ID Re-attending between 3 & 9 months - Children	452	779	58.0%	62.6%	62.3%	59.8%
% of FP17s for the same patient ID Re-attending between 3 & 9 months - Adults	689	1,376	50.1%	53.4%	53.3%	52.1%
% of FP17s for Band 1 Urgent Courses	93	1,926	4.8%	10.1%	9.7%	9.2%
% of FP17s Relating to Free Repair or Replacements	6	1,926	0.3%	0.6%	0.6%	0.7%
% of FP17s Relating to Continuations	15	1,926	0.8%	0.9%	0.8%	0.8%
% of Patients satisfied with the dentistry they have received	0	1	N/A	93.2%	93.4%	93.4%
% of Patients satisfied with the time they had to wait for an appointment	1	1	N/A	85.6%	86.8%	87.6%

* This is based on patients treated on this contract for their most recent course of treatment.

Figures in italics indicate the base number of FP17s or Patient Questionnaire responses are less than 100. N/A is shown where the base number of responses is less than 10 during the period. % is calculated as Quantity/Base number*100

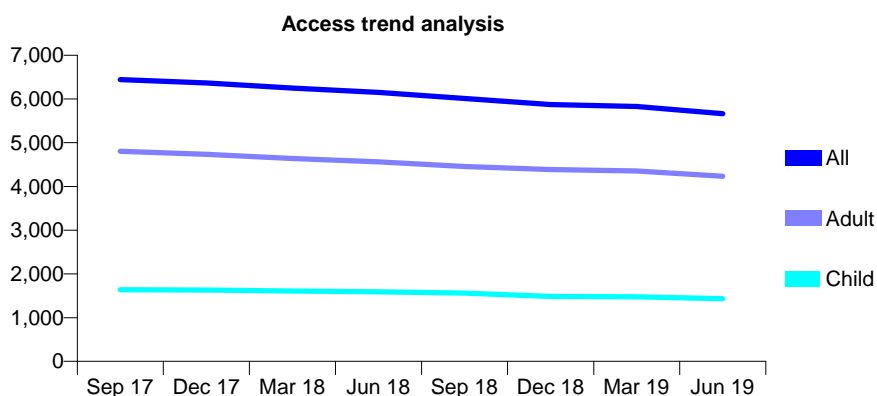
Q70 - Vital Signs At a Glance Contract Report for 101435/0024 - June 2019

Name or company name	IDH Limited
Contract type name	GDS Contract
Purpose of contract	General
Contract start date	01/04/2006
Contract end date	

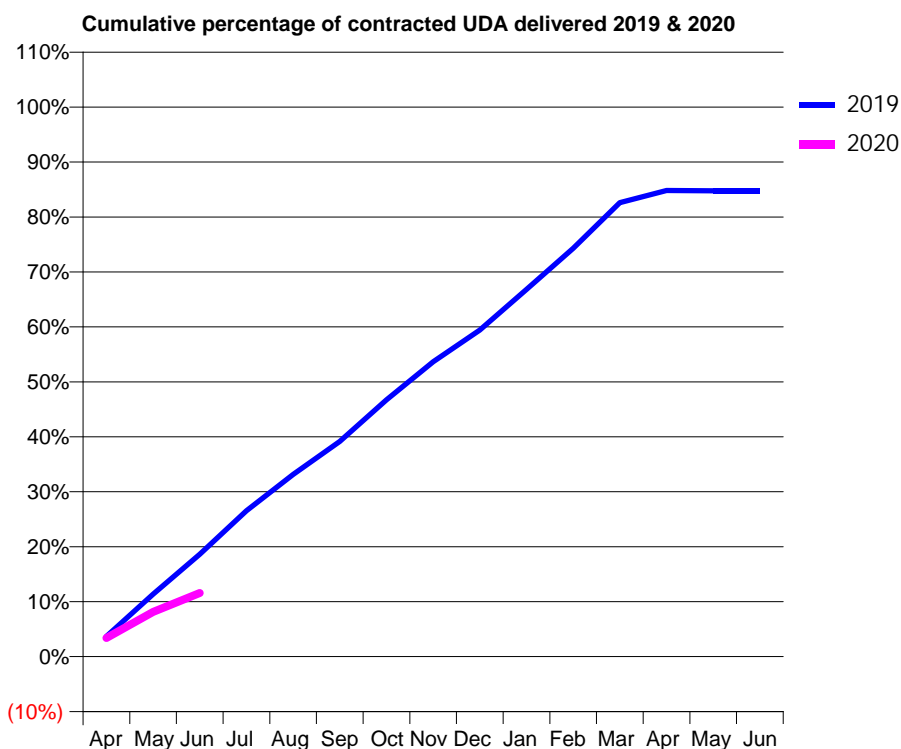
19/20 Contracted general activity (UDA)	16,619
Carry forward general activity (UDA)	0
19/20 Contracted orthodontic activity (UOA)	0
Carry forward orthodontic activity (UOA)	0
Baseline contract value	£372,233.95

ACCESS*

Patients seen in 24 months	Total	Change since previous quarter
Quarter ending June 2018	6,150	
Quarter ending September 2018	6,013	↓
Quarter ending December 2018	5,873	↓
Quarter ending March 2019	5,830	→
Quarter ending June 2019	5,664	↓
Variance since June 2018	(7.9%)	↓



ACTIVITY



Month	Adjusted Scheduled Activity (UDA)	
	2019	2020
April	579	563
May	1,775	1,351
June	2,909	1,926
July	4,150	
August	5,179	
September	6,115	
October	7,298	
November	8,384	
December	9,280	
January	10,436	
February	11,606	
March	12,904	
April	13,249	
May	13,236	
June	13,238	

QUALITY

	Quantity	Base Number	Contract	AT	Region	England
% of FP17s for the same patient ID Re-attending within 3 months - Children	20	317	6.3%	9.2%	10.6%	11.4%
% of FP17s for the same patient ID Re-attending within 3 months - Adults	112	917	12.2%	13.8%	15.2%	15.4%
% of FP17s for the same patient ID Re-attending between 3 & 9 months - Children	154	317	48.6%	62.6%	62.3%	59.8%
% of FP17s for the same patient ID Re-attending between 3 & 9 months - Adults	378	917	41.2%	53.4%	53.3%	52.1%
% of FP17s for Band 1 Urgent Courses	129	1,059	12.2%	10.1%	9.7%	9.2%
% of FP17s Relating to Free Repair or Replacements	4	1,059	0.4%	0.6%	0.6%	0.7%
% of FP17s Relating to Continuations	9	1,059	0.8%	0.9%	0.8%	0.8%
% of Patients satisfied with the dentistry they have received	3	3	N/A	93.2%	93.4%	93.4%
% of Patients satisfied with the time they had to wait for an appointment	3	3	N/A	85.6%	86.8%	87.6%

* This is based on patients treated on this contract for their most recent course of treatment. Figures in italics indicate the base number of FP17s or Patient Questionnaire responses are less than 100. N/A is shown where the base number of responses is less than 10 during the period. % is calculated as Quantity/Base number*100

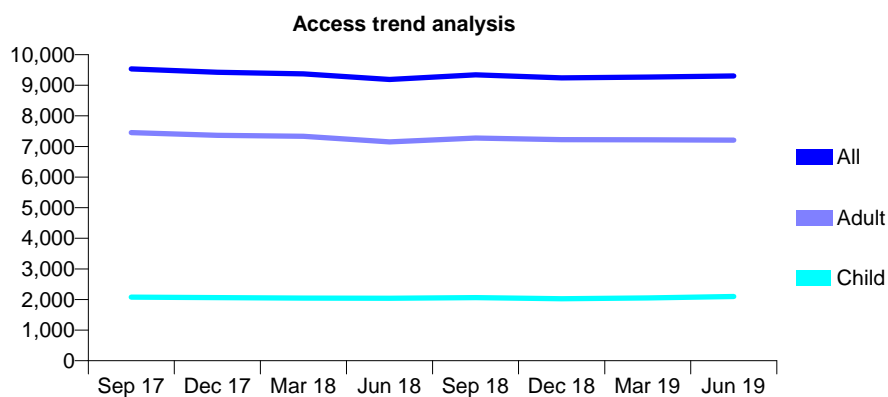
Q70 - Vital Signs At a Glance Contract Report for 101435/0025 - June 2019

Name or company name	IDH Limited
Contract type name	GDS Contract
Purpose of contract	General
Contract start date	01/04/2006
Contract end date	

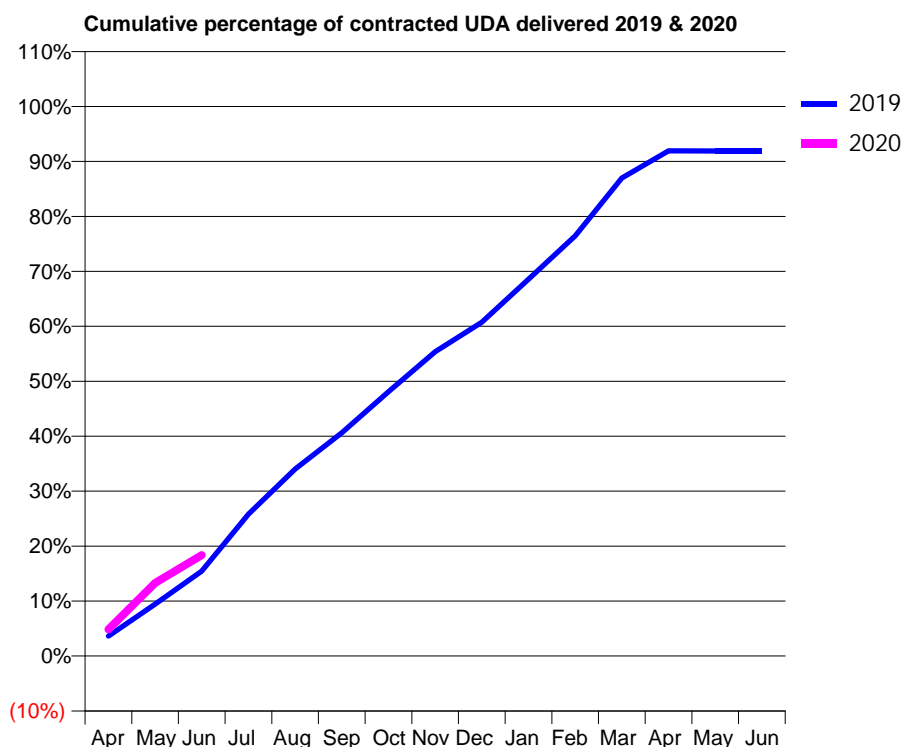
19/20 Contracted general activity (UDA)	26,500
Carry forward general activity (UDA)	0
19/20 Contracted orthodontic activity (UOA)	0
Carry forward orthodontic activity (UOA)	0
Baseline contract value	£683,777.91

ACCESS*

Patients seen in 24 months	Total	Change since previous quarter
Quarter ending June 2018	9,188	
Quarter ending September 2018	9,338	→
Quarter ending December 2018	9,243	↓
Quarter ending March 2019	9,267	→
Quarter ending June 2019	9,306	→
Variance since June 2018	1.3%	→



ACTIVITY



Month	Adjusted Scheduled Activity (UDA)	
	2019	2020
April	906	1,287
May	2,364	3,526
June	3,861	4,864
July	6,449	
August	8,509	
September	10,154	
October	12,022	
November	13,839	
December	15,185	
January	17,139	
February	19,115	
March	21,747	
April	22,982	
May	22,969	
June	22,970	

QUALITY

	Quantity	Base Number	Contract	AT	Region	England
% of FP17s for the same patient ID Re-attending within 3 months - Children	32	758	4.2%	9.2%	10.6%	11.4%
% of FP17s for the same patient ID Re-attending within 3 months - Adults	253	2,199	11.5%	13.8%	15.2%	15.4%
% of FP17s for the same patient ID Re-attending between 3 & 9 months - Children	350	758	46.2%	62.6%	62.3%	59.8%
% of FP17s for the same patient ID Re-attending between 3 & 9 months - Adults	988	2,199	44.9%	53.4%	53.3%	52.1%
% of FP17s for Band 1 Urgent Courses	222	2,429	9.1%	10.1%	9.7%	9.2%
% of FP17s Relating to Free Repair or Replacements	11	2,429	0.5%	0.6%	0.6%	0.7%
% of FP17s Relating to Continuations	22	2,429	0.9%	0.9%	0.8%	0.8%
% of Patients satisfied with the dentistry they have received	4	5	N/A	93.2%	93.4%	93.4%
% of Patients satisfied with the time they had to wait for an appointment	4	5	N/A	85.6%	86.8%	87.6%

* This is based on patients treated on this contract for their most recent course of treatment. Figures in italics indicate the base number of FP17s or Patient Questionnaire responses are less than 100. N/A is shown where the base number of responses is less than 10 during the period. % is calculated as Quantity/Base number*100

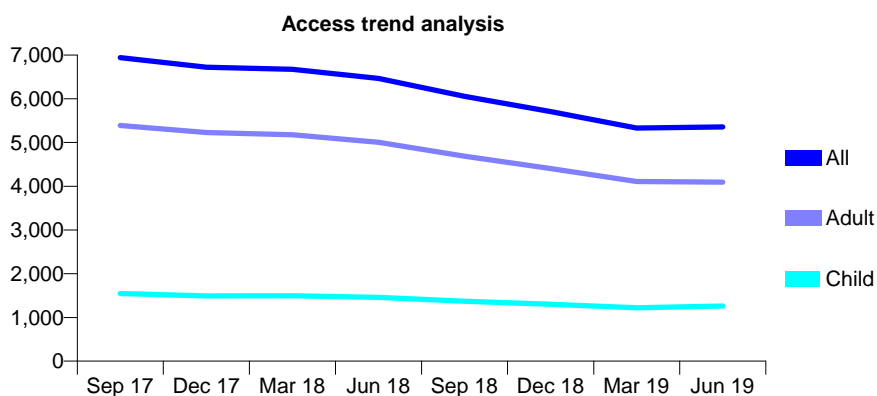
Q70 - Vital Signs At a Glance Contract Report for 101435/0045 - June 2019

Name or company name	IDH Limited
Contract type name	GDS Contract
Purpose of contract	General
Contract start date	02/04/2006
Contract end date	

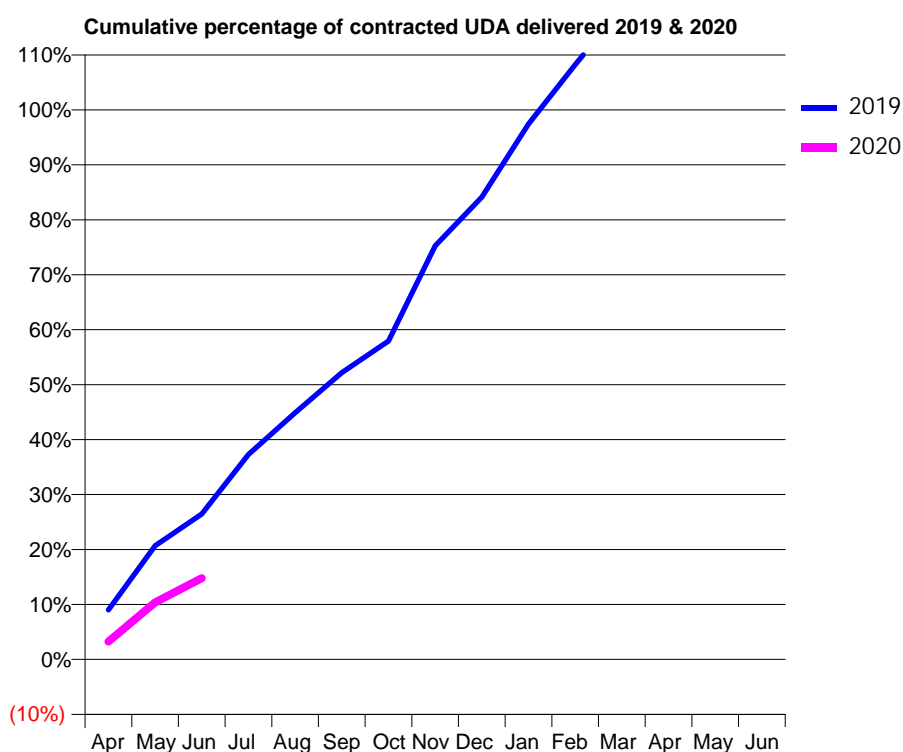
19/20 Contracted general activity (UDA)	24,500
Carry forward general activity (UDA)	0
19/20 Contracted orthodontic activity (UOA)	0
Carry forward orthodontic activity (UOA)	0
Baseline contract value	£582,846.16

ACCESS*

Patients seen in 24 months	Total	Change since previous quarter
Quarter ending June 2018	6,466	
Quarter ending September 2018	6,056	↓
Quarter ending December 2018	5,707	↓
Quarter ending March 2019	5,330	↓
Quarter ending June 2019	5,358	→
Variance since June 2018	(17.1%)	↓



ACTIVITY



Month	2019	2020
April	901	797
May	2,069	2,539
June	2,646	3,623
July	3,729	
August	4,491	
September	5,216	
October	5,794	
November	7,527	
December	8,413	
January	9,743	
February	10,823	
March	11,849	
April	12,253	
May	12,251	
June	12,251	

QUALITY

	Quantity	Base Number	Contract	AT	Region	England
% of FP17s for the same patient ID Re-attending within 3 months - Children	19	403	4.7%	9.2%	10.6%	11.4%
% of FP17s for the same patient ID Re-attending within 3 months - Adults	167	1,261	13.2%	13.8%	15.2%	15.4%
% of FP17s for the same patient ID Re-attending between 3 & 9 months - Children	184	403	45.7%	62.6%	62.3%	59.8%
% of FP17s for the same patient ID Re-attending between 3 & 9 months - Adults	599	1,261	47.5%	53.4%	53.3%	52.1%
% of FP17s for Band 1 Urgent Courses	142	1,475	9.6%	10.1%	9.7%	9.2%
% of FP17s Relating to Free Repair or Replacements	12	1,475	0.8%	0.6%	0.6%	0.7%
% of FP17s Relating to Continuations	14	1,475	0.9%	0.9%	0.8%	0.8%
% of Patients satisfied with the dentistry they have received	2	3	N/A	93.2%	93.4%	93.4%
% of Patients satisfied with the time they had to wait for an appointment	1	3	N/A	85.6%	86.8%	87.6%

* This is based on patients treated on this contract for their most recent course of treatment. Figures in italics indicate the base number of FP17s or Patient Questionnaire responses are less than 100. N/A is shown where the base number of responses is less than 10 during the period. % is calculated as Quantity/Base number*100

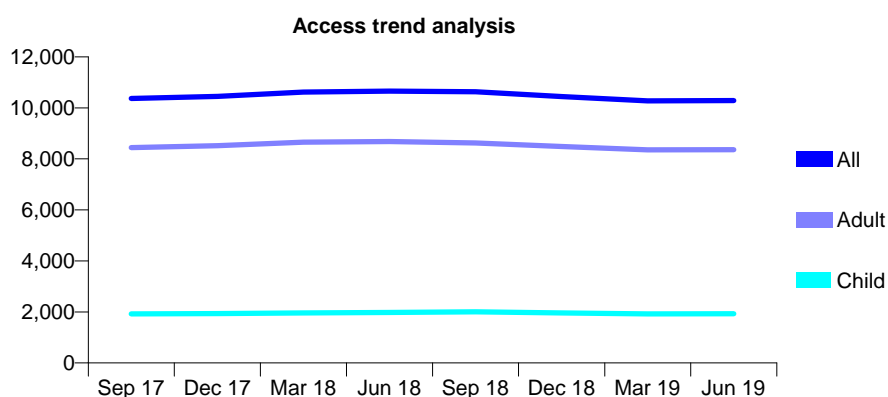
Q70 - Vital Signs At a Glance Contract Report for 101435/0046 - June 2019

Name or company name	IDH Limited
Contract type name	GDS Contract
Purpose of contract	General
Contract start date	16/10/2006
Contract end date	

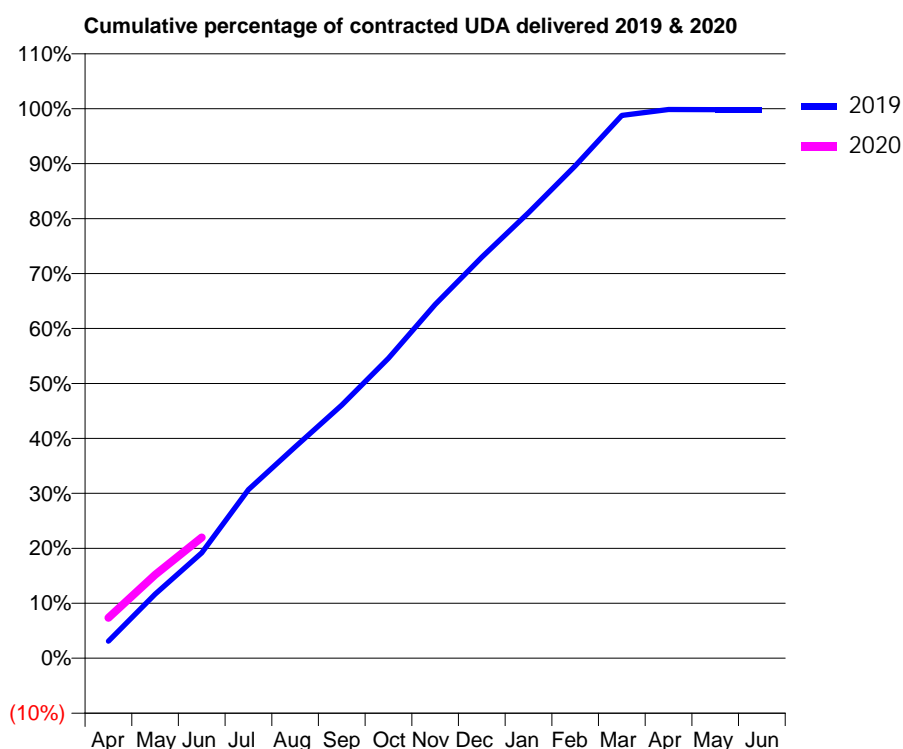
19/20 Contracted general activity (UDA)	28,000
Carry forward general activity (UDA)	0
19/20 Contracted orthodontic activity (UOA)	0
Carry forward orthodontic activity (UOA)	0
Baseline contract value	£693,854.66

ACCESS*

Patients seen in 24 months	Total	Change since previous quarter
Quarter ending June 2018	10,660	
Quarter ending September 2018	10,632	→
Quarter ending December 2018	10,447	↓
Quarter ending March 2019	10,270	↓
Quarter ending June 2019	10,285	→
Variance since June 2018	(3.5%)	↓



ACTIVITY



Month	2019	2020
April	872	2,064
May	3,263	4,257
June	5,373	6,150
July	8,594	
August	10,763	
September	12,895	
October	15,284	
November	18,023	
December	20,430	
January	22,695	
February	25,090	
March	27,649	
April	27,956	
May	27,953	
June	27,950	

QUALITY

	Quantity	Base Number	Contract	AT	Region	England
% of FP17s for the same patient ID Re-attending within 3 months - Children	25	712	3.5%	9.2%	10.6%	11.4%
% of FP17s for the same patient ID Re-attending within 3 months - Adults	212	2,517	8.4%	13.8%	15.2%	15.4%
% of FP17s for the same patient ID Re-attending between 3 & 9 months - Children	412	712	57.9%	62.6%	62.3%	59.8%
% of FP17s for the same patient ID Re-attending between 3 & 9 months - Adults	1,391	2,517	55.3%	53.4%	53.3%	52.1%
% of FP17s for Band 1 Urgent Courses	180	3,063	5.9%	10.1%	9.7%	9.2%
% of FP17s Relating to Free Repair or Replacements	14	3,063	0.5%	0.6%	0.6%	0.7%
% of FP17s Relating to Continuations	29	3,063	0.9%	0.9%	0.8%	0.8%
% of Patients satisfied with the dentistry they have received	2	2	N/A	93.2%	93.4%	93.4%
% of Patients satisfied with the time they had to wait for an appointment	2	2	N/A	85.6%	86.8%	87.6%

* This is based on patients treated on this contract for their most recent course of treatment.

Figures in italics indicate the base number of FP17s or Patient Questionnaire responses are less than 100. N/A is shown where the base number of responses is less than 10 during the period. % is calculated as Quantity/Base number*100

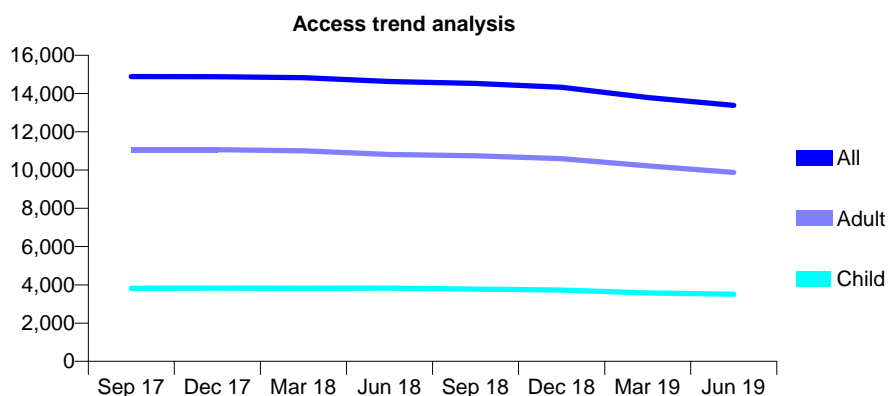
Q70 - Vital Signs At a Glance Contract Report for 101435/0058 - June 2019

Name or company name	IDH Limited
Contract type name	GDS Contract
Purpose of contract	General
Contract start date	01/03/2007
Contract end date	

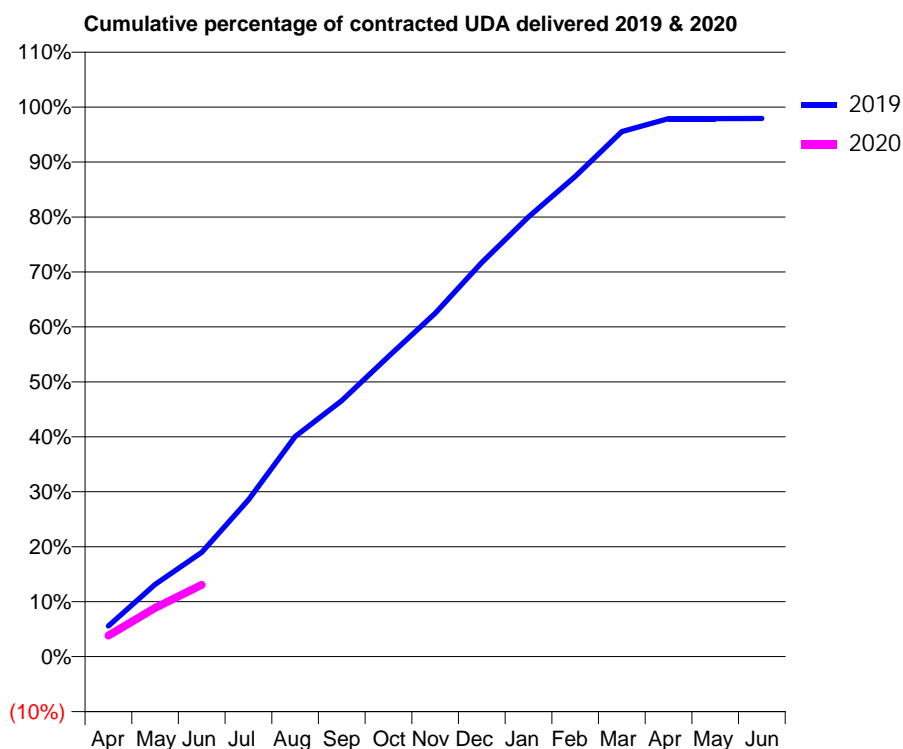
19/20 Contracted general activity (UDA)	45,500
Carry forward general activity (UDA)	0
19/20 Contracted orthodontic activity (UOA)	0
Carry forward orthodontic activity (UOA)	0
Baseline contract value	£1,078,145.31

ACCESS*

Patients seen in 24 months	Total	Change since previous quarter
Quarter ending June 2018	14,632	
Quarter ending September 2018	14,525	→
Quarter ending December 2018	14,322	↓
Quarter ending March 2019	13,792	↓
Quarter ending June 2019	13,383	↓
Variance since June 2018	(8.5%)	↓



ACTIVITY



Month	Adjusted Scheduled Activity (UDA)	
	2019	2020
April	2,093	1,734
May	4,924	4,037
June	7,119	5,950
July	10,698	
August	15,024	
September	17,465	
October	20,480	
November	23,424	
December	26,900	
January	30,003	
February	32,767	
March	35,825	
April	36,718	
May	36,718	
June	36,721	

QUALITY

	Quantity	Base Number	Contract	AT	Region	England
% of FP17s for the same patient ID Re-attending within 3 months - Children	54	929	5.8%	9.2%	10.6%	11.4%
% of FP17s for the same patient ID Re-attending within 3 months - Adults	202	2,275	8.9%	13.8%	15.2%	15.4%
% of FP17s for the same patient ID Re-attending between 3 & 9 months - Children	493	929	53.1%	62.6%	62.3%	59.8%
% of FP17s for the same patient ID Re-attending between 3 & 9 months - Adults	1,188	2,275	52.2%	53.4%	53.3%	52.1%
% of FP17s for Band 1 Urgent Courses	345	2,813	12.3%	10.1%	9.7%	9.2%
% of FP17s Relating to Free Repair or Replacements	7	2,813	0.2%	0.6%	0.6%	0.7%
% of FP17s Relating to Continuations	18	2,813	0.6%	0.9%	0.8%	0.8%
% of Patients satisfied with the dentistry they have received	1	1	N/A	93.2%	93.4%	93.4%
% of Patients satisfied with the time they had to wait for an appointment	1	1	N/A	85.6%	86.8%	87.6%

* This is based on patients treated on this contract for their most recent course of treatment. Figures in italics indicate the base number of FP17s or Patient Questionnaire responses are less than 100. N/A is shown where the base number of responses is less than 10 during the period. % is calculated as Quantity/Base number*100

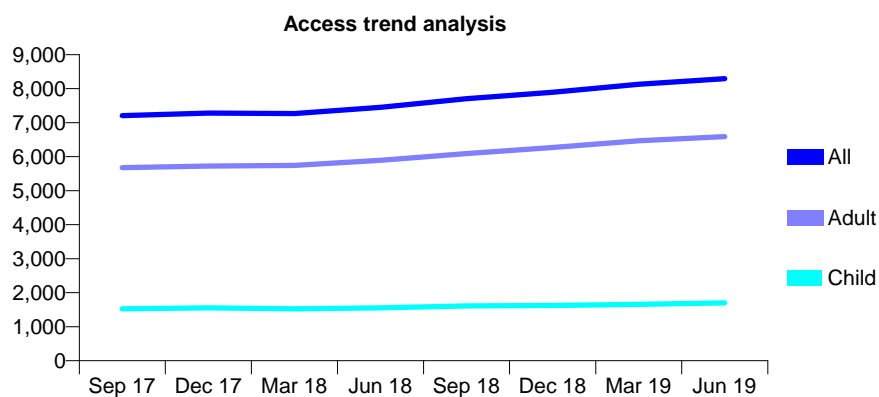
Q70 - Vital Signs At a Glance Contract Report for 101435/0092 - June 2019

Name or company name	IDH Limited
Contract type name	GDS Contract
Purpose of contract	General
Contract start date	01/04/2008
Contract end date	

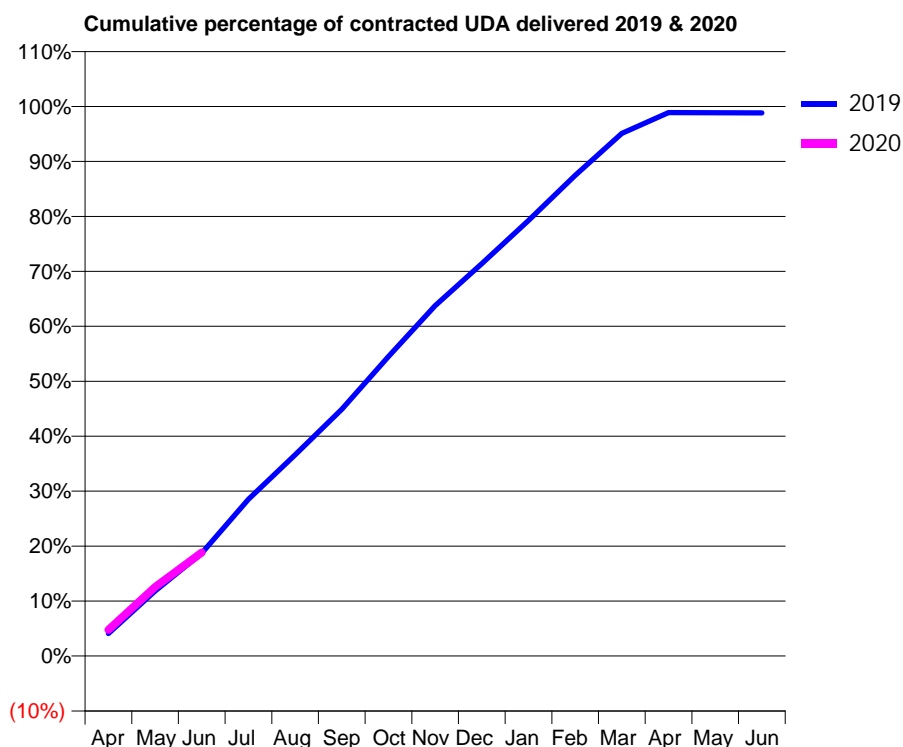
19/20 Contracted general activity (UDA)	22,500
Carry forward general activity (UDA)	0
19/20 Contracted orthodontic activity (UOA)	0
Carry forward orthodontic activity (UOA)	0
Baseline contract value	£557,561.78

ACCESS*

Patients seen in 24 months	Total	Change since previous quarter
Quarter ending June 2018	7,453	
Quarter ending September 2018	7,703	↑
Quarter ending December 2018	7,898	↑
Quarter ending March 2019	8,129	↑
Quarter ending June 2019	8,291	→
Variance since June 2018	11.2%	↑



ACTIVITY



Month	Adjusted Scheduled Activity (UDA)	
	2019	2020
April	921	1,072
May	2,670	2,826
June	4,210	4,240
July	6,416	
August	8,242	
September	10,096	
October	12,268	
November	14,348	
December	16,067	
January	17,834	
February	19,678	
March	21,394	
April	22,246	
May	22,240	
June	22,239	

QUALITY

	Quantity	Base Number	Contract	AT	Region	England
% of FP17s for the same patient ID Re-attending within 3 months - Children	19	603	3.2%	9.2%	10.6%	11.4%
% of FP17s for the same patient ID Re-attending within 3 months - Adults	207	2,019	10.3%	13.8%	15.2%	15.4%
% of FP17s for the same patient ID Re-attending between 3 & 9 months - Children	414	603	68.7%	62.6%	62.3%	59.8%
% of FP17s for the same patient ID Re-attending between 3 & 9 months - Adults	983	2,019	48.7%	53.4%	53.3%	52.1%
% of FP17s for Band 1 Urgent Courses	167	2,216	7.5%	10.1%	9.7%	9.2%
% of FP17s Relating to Free Repair or Replacements	12	2,216	0.5%	0.6%	0.6%	0.7%
% of FP17s Relating to Continuations	29	2,216	1.3%	0.9%	0.8%	0.8%
% of Patients satisfied with the dentistry they have received	3	3	N/A	93.2%	93.4%	93.4%
% of Patients satisfied with the time they had to wait for an appointment	3	3	N/A	85.6%	86.8%	87.6%

* This is based on patients treated on this contract for their most recent course of treatment. Figures in italics indicate the base number of FP17s or Patient Questionnaire responses are less than 100. N/A is shown where the base number of responses is less than 10 during the period. % is calculated as Quantity/Base number*100

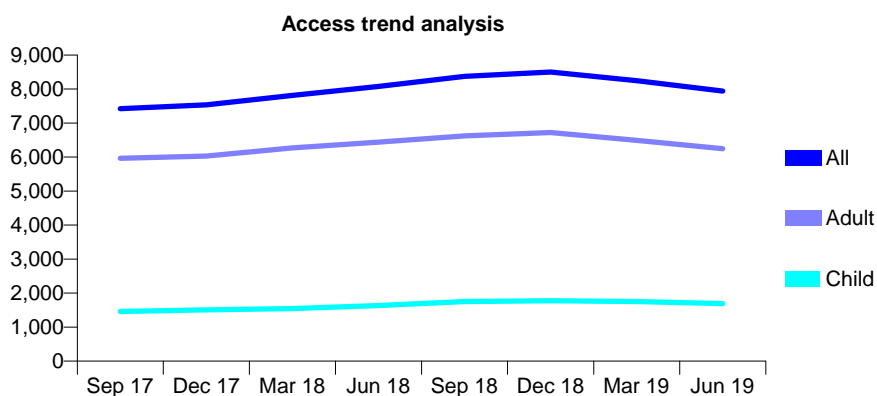
Q70 - Vital Signs At a Glance Contract Report for 101435/0094 - June 2019

Name or company name	IDH Limited
Contract type name	GDS Contract
Purpose of contract	General
Contract start date	01/06/2008
Contract end date	

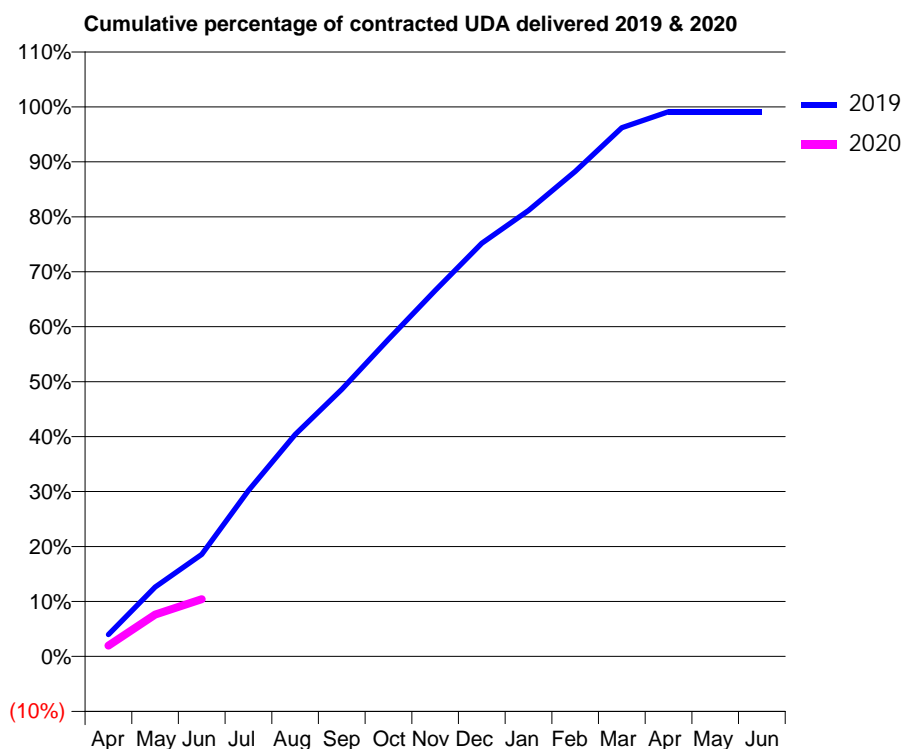
19/20 Contracted general activity (UDA)	20,873
Carry forward general activity (UDA)	0
19/20 Contracted orthodontic activity (UOA)	0
Carry forward orthodontic activity (UOA)	0
Baseline contract value	£488,622.25

ACCESS*

Patients seen in 24 months	Total	Change since previous quarter
Quarter ending June 2018	8,076	
Quarter ending September 2018	8,376	↑
Quarter ending December 2018	8,500	→
Quarter ending March 2019	8,244	↓
Quarter ending June 2019	7,942	↓
Variance since June 2018	(1.7%)	↓



ACTIVITY



Month	2019	2020
April	829	414
May	2,634	1,591
June	3,875	2,174
July	6,302	
August	8,424	
September	10,145	
October	12,041	
November	13,903	
December	15,694	
January	16,933	
February	18,422	
March	20,082	
April	20,687	
May	20,687	
June	20,687	

QUALITY

	Quantity	Base Number	Contract	AT	Region	England
% of FP17s for the same patient ID Re-attending within 3 months - Children	20	344	5.8%	9.2%	10.6%	11.4%
% of FP17s for the same patient ID Re-attending within 3 months - Adults	175	1,306	13.4%	13.8%	15.2%	15.4%
% of FP17s for the same patient ID Re-attending between 3 & 9 months - Children	208	344	60.5%	62.6%	62.3%	59.8%
% of FP17s for the same patient ID Re-attending between 3 & 9 months - Adults	712	1,306	54.5%	53.4%	53.3%	52.1%
% of FP17s for Band 1 Urgent Courses	221	1,292	17.1%	10.1%	9.7%	9.2%
% of FP17s Relating to Free Repair or Replacements	7	1,292	0.5%	0.6%	0.6%	0.7%
% of FP17s Relating to Continuations	12	1,292	0.9%	0.9%	0.8%	0.8%
% of Patients satisfied with the dentistry they have received	3	3	N/A	93.2%	93.4%	93.4%
% of Patients satisfied with the time they had to wait for an appointment	2	3	N/A	85.6%	86.8%	87.6%

* This is based on patients treated on this contract for their most recent course of treatment. Figures in italics indicate the base number of FP17s or Patient Questionnaire responses are less than 100. N/A is shown where the base number of responses is less than 10 during the period. % is calculated as Quantity/Base number*100

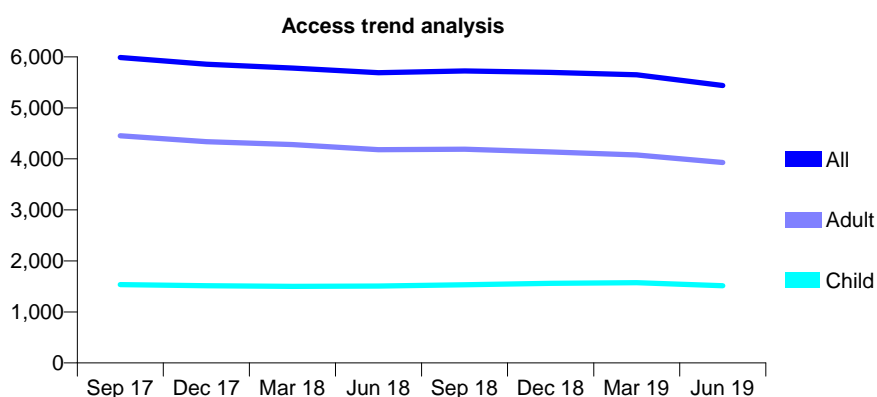
Q70 - Vital Signs At a Glance Contract Report for 101435/0104 - June 2019

Name or company name	IDH Limited
Contract type name	GDS Contract
Purpose of contract	General
Contract start date	01/08/2008
Contract end date	

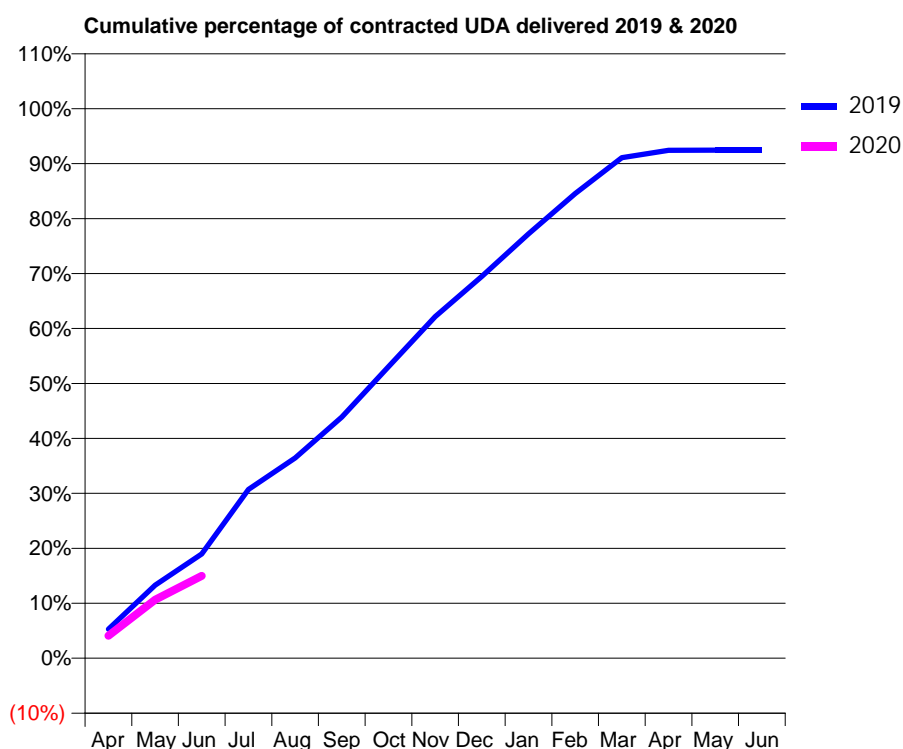
19/20 Contracted general activity (UDA)	18,500
Carry forward general activity (UDA)	0
19/20 Contracted orthodontic activity (UOA)	0
Carry forward orthodontic activity (UOA)	0
Baseline contract value	£465,373.35

ACCESS*

Patients seen in 24 months	Total	Change since previous quarter
Quarter ending June 2018	5,689	
Quarter ending September 2018	5,723	→
Quarter ending December 2018	5,695	→
Quarter ending March 2019	5,648	→
Quarter ending June 2019	5,439	↓
Variance since June 2018	(4.4%)	↓



ACTIVITY



Month	2019	2020
April	977	757
May	2,461	1,969
June	3,506	2,771
July	5,680	
August	6,745	
September	8,118	
October	9,812	
November	11,501	
December	12,852	
January	14,285	
February	15,645	
March	16,852	
April	17,098	
May	17,101	
June	17,104	

QUALITY

	Quantity	Base Number	Contract	AT	Region	England
% of FP17s for the same patient ID Re-attending within 3 months - Children	16	472	3.4%	9.2%	10.6%	11.4%
% of FP17s for the same patient ID Re-attending within 3 months - Adults	87	996	8.7%	13.8%	15.2%	15.4%
% of FP17s for the same patient ID Re-attending between 3 & 9 months - Children	348	472	73.7%	62.6%	62.3%	59.8%
% of FP17s for the same patient ID Re-attending between 3 & 9 months - Adults	666	996	66.9%	53.4%	53.3%	52.1%
% of FP17s for Band 1 Urgent Courses	54	1,338	4.0%	10.1%	9.7%	9.2%
% of FP17s Relating to Free Repair or Replacements	21	1,338	1.6%	0.6%	0.6%	0.7%
% of FP17s Relating to Continuations	10	1,338	0.7%	0.9%	0.8%	0.8%
% of Patients satisfied with the dentistry they have received	1	1	N/A	93.2%	93.4%	93.4%
% of Patients satisfied with the time they had to wait for an appointment	1	1	N/A	85.6%	86.8%	87.6%

* This is based on patients treated on this contract for their most recent course of treatment.

Figures in italics indicate the base number of FP17s or Patient Questionnaire responses are less than 100. N/A is shown where the base number of responses is less than 10 during the period. % is calculated as Quantity/Base number*100

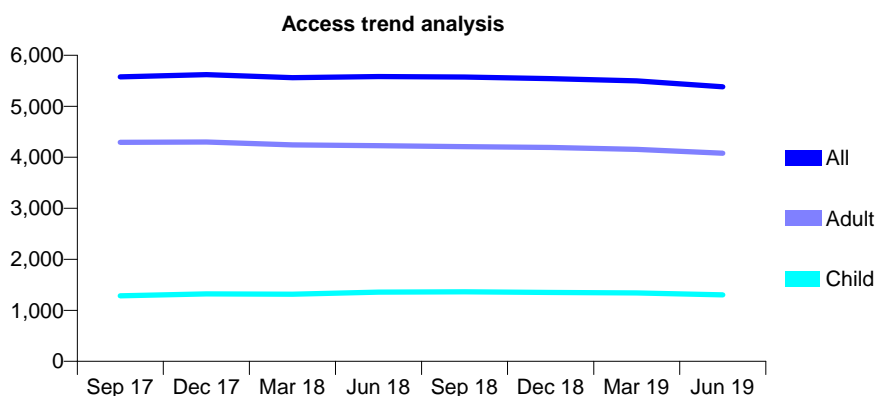
Q70 - Vital Signs At a Glance Contract Report for 101435/0105 - June 2019

Name or company name	IDH Limited
Contract type name	GDS Contract
Purpose of contract	General
Contract start date	01/08/2008
Contract end date	

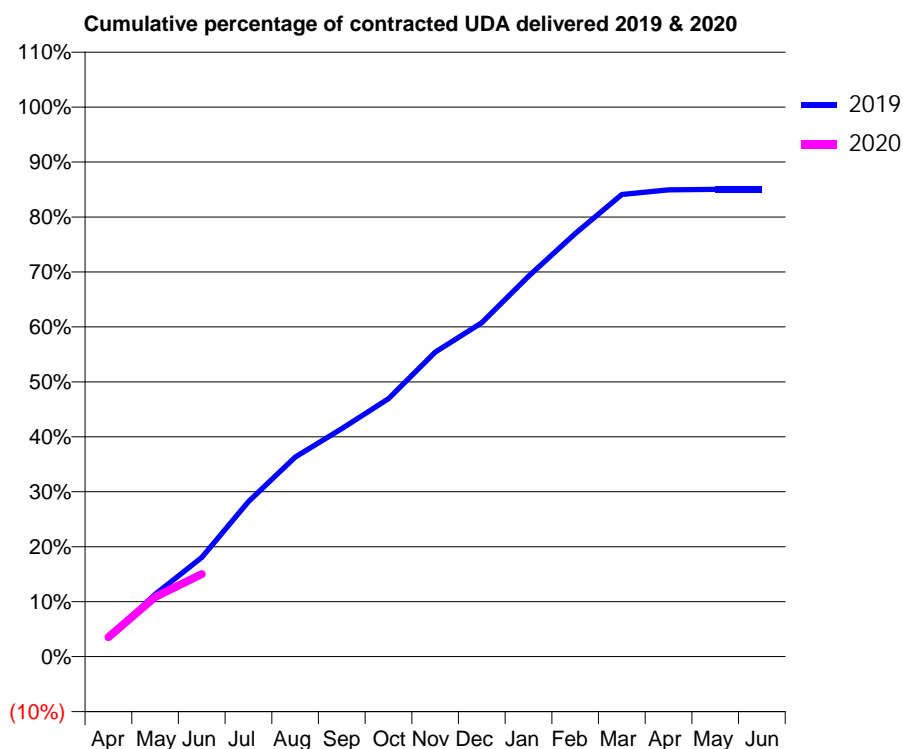
19/20 Contracted general activity (UDA)	13,500
Carry forward general activity (UDA)	0
19/20 Contracted orthodontic activity (UOA)	0
Carry forward orthodontic activity (UOA)	0
Baseline contract value	£334,416.95

ACCESS*

Patients seen in 24 months	Total	Change since previous quarter
Quarter ending June 2018	5,584	
Quarter ending September 2018	5,572	→
Quarter ending December 2018	5,542	→
Quarter ending March 2019	5,496	→
Quarter ending June 2019	5,382	↓
Variance since June 2018	(3.6%)	↓



ACTIVITY



Month	Adjusted Scheduled Activity (UDA)	
	2019	2020
April	468	479
May	1,532	1,466
June	2,436	2,025
July	3,808	
August	4,904	
September	5,602	
October	6,336	
November	7,479	
December	8,205	
January	9,344	
February	10,394	
March	11,353	
April	11,466	
May	11,478	
June	11,478	

QUALITY

	Quantity	Base Number	Contract	AT	Region	England
% of FP17s for the same patient ID Re-attending within 3 months - Children	9	356	2.5%	9.2%	10.6%	11.4%
% of FP17s for the same patient ID Re-attending within 3 months - Adults	103	1,089	9.5%	13.8%	15.2%	15.4%
% of FP17s for the same patient ID Re-attending between 3 & 9 months - Children	227	356	63.8%	62.6%	62.3%	59.8%
% of FP17s for the same patient ID Re-attending between 3 & 9 months - Adults	704	1,089	64.6%	53.4%	53.3%	52.1%
% of FP17s for Band 1 Urgent Courses	81	1,366	5.9%	10.1%	9.7%	9.2%
% of FP17s Relating to Free Repair or Replacements	8	1,366	0.6%	0.6%	0.6%	0.7%
% of FP17s Relating to Continuations	8	1,366	0.6%	0.9%	0.8%	0.8%
% of Patients satisfied with the dentistry they have received	1	1	N/A	93.2%	93.4%	93.4%
% of Patients satisfied with the time they had to wait for an appointment	1	1	N/A	85.6%	86.8%	87.6%

* This is based on patients treated on this contract for their most recent course of treatment. Figures in italics indicate the base number of FP17s or Patient Questionnaire responses are less than 100. N/A is shown where the base number of responses is less than 10 during the period. % is calculated as Quantity/Base number*100

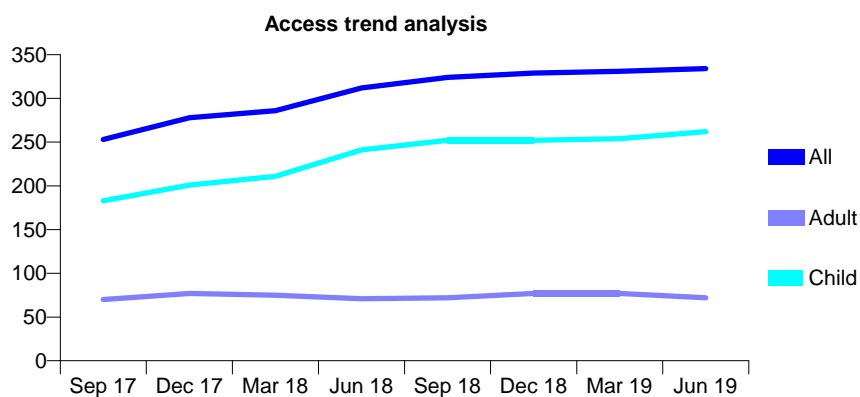
Q70 - Vital Signs At a Glance Contract Report for 101680/0001 - June 2019

Name or company name	Mrs S Robinson
Contract type name	GDS Contract
Purpose of contract	General
Contract start date	01/09/2012
Contract end date	

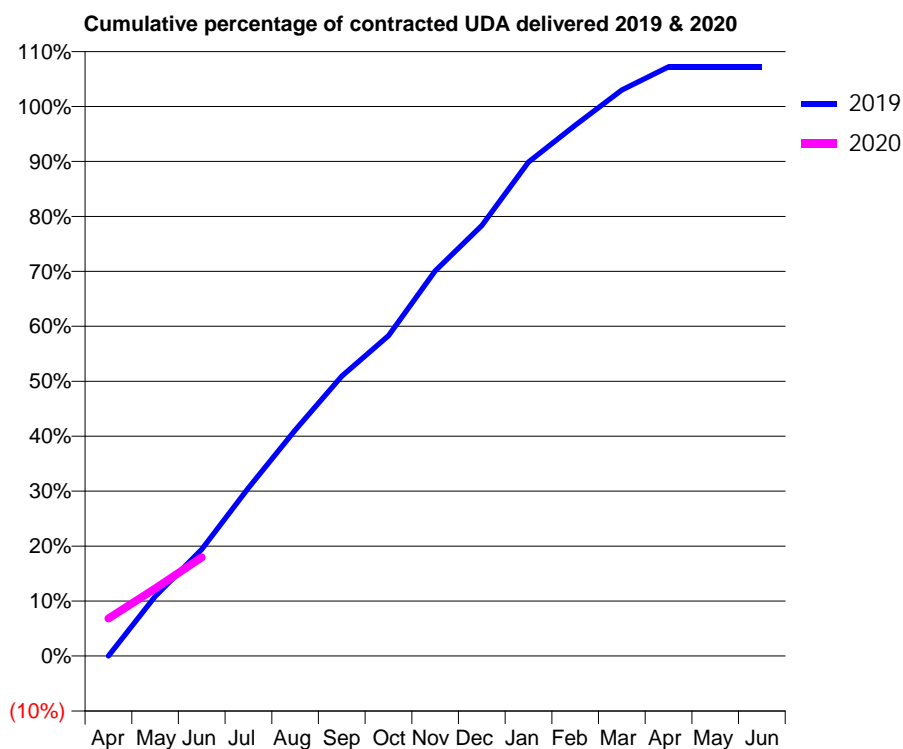
19/20 Contracted general activity (UDA)	600
Carry forward general activity (UDA)	0
19/20 Contracted orthodontic activity (UOA)	0
Carry forward orthodontic activity (UOA)	0
Baseline contract value	£13,436.08

ACCESS*

Patients seen in 24 months	Total	Change since previous quarter
Quarter ending June 2018	312	
Quarter ending September 2018	324	↑
Quarter ending December 2018	329	→
Quarter ending March 2019	331	→
Quarter ending June 2019	334	→
Variance since June 2018	7.1%	↑



ACTIVITY



Month	Adjusted Scheduled Activity (UDA)	
	2019	2020
April	0	41
May	65	74
June	116	108
July	184	
August	247	
September	306	
October	350	
November	421	
December	470	
January	539	
February	580	
March	618	
April	643	
May	643	
June	643	

QUALITY

	Quantity	Base Number	Contract	AT	Region	England
% of FP17s for the same patient ID Re-attending within 3 months - Children	4	90	4.4%	9.2%	10.6%	11.4%
% of FP17s for the same patient ID Re-attending within 3 months - Adults	3	17	17.6%	13.8%	15.2%	15.4%
% of FP17s for the same patient ID Re-attending between 3 & 9 months - Children	59	90	65.6%	62.6%	62.3%	59.8%
% of FP17s for the same patient ID Re-attending between 3 & 9 months - Adults	12	17	70.6%	53.4%	53.3%	52.1%
% of FP17s for Band 1 Urgent Courses	4	97	4.1%	10.1%	9.7%	9.2%
% of FP17s Relating to Free Repair or Replacements	0	97	0.0%	0.6%	0.6%	0.7%
% of FP17s Relating to Continuations	0	97	0.0%	0.9%	0.8%	0.8%
% of Patients satisfied with the dentistry they have received	1	1	N/A	93.2%	93.4%	93.4%
% of Patients satisfied with the time they had to wait for an appointment	1	1	N/A	85.6%	86.8%	87.6%

* This is based on patients treated on this contract for their most recent course of treatment. Figures in italics indicate the base number of FP17s or Patient Questionnaire responses are less than 100. N/A is shown where the base number of responses is less than 10 during the period. % is calculated as Quantity/Base number*100

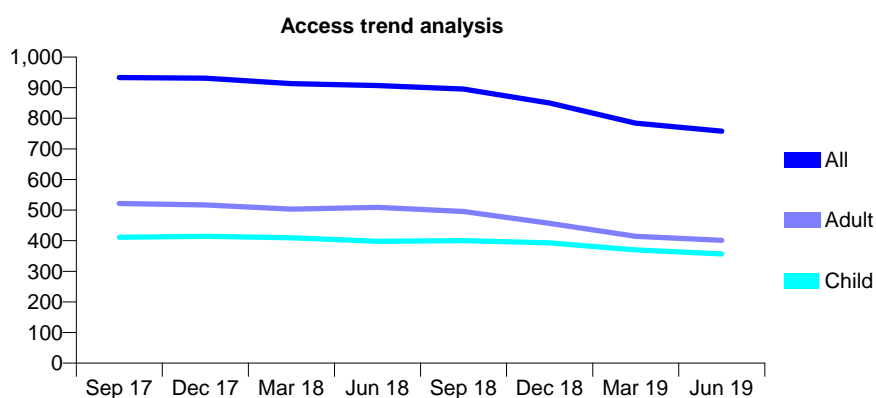
Q70 - Vital Signs At a Glance Contract Report for 101923/0001 - June 2019

Name or company name	Bounty Road Dental Practice Partnership
Contract type name	GDS Contract
Purpose of contract	General
Contract start date	01/04/2009
Contract end date	

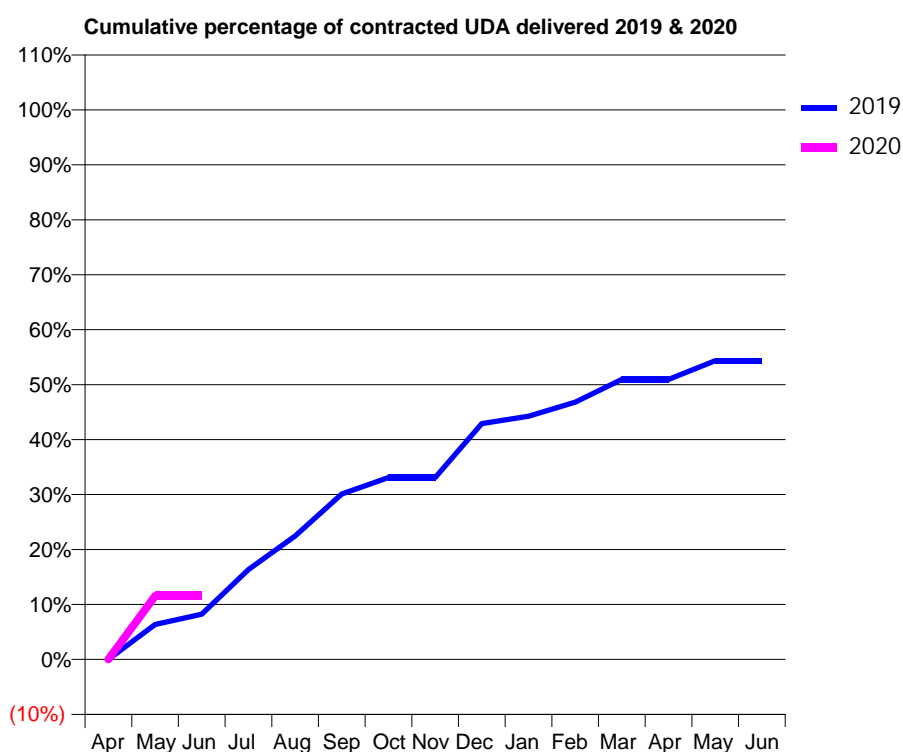
19/20 Contracted general activity (UDA)	3,000
Carry forward general activity (UDA)	0
19/20 Contracted orthodontic activity (UOA)	0
Carry forward orthodontic activity (UOA)	0
Baseline contract value	£67,359.42

ACCESS*

Patients seen in 24 months	Total	Change since previous quarter
Quarter ending June 2018	907	
Quarter ending September 2018	895	↓
Quarter ending December 2018	850	↓
Quarter ending March 2019	784	↓
Quarter ending June 2019	758	↓
Variance since June 2018	(16.4%)	↓



ACTIVITY



Month	Adjusted Scheduled Activity (UDA)	
	2019	2020
April	0	0
May	191	346
June	247	346
July	490	
August	674	
September	903	
October	993	
November	993	
December	1,287	
January	1,328	
February	1,404	
March	1,529	
April	1,529	
May	1,631	
June	1,631	

QUALITY

	Quantity	Base Number	Contract	AT	Region	England
% of FP17s for the same patient ID Re-attending within 3 months - Children	8	125	6.4%	9.2%	10.6%	11.4%
% of FP17s for the same patient ID Re-attending within 3 months - Adults	20	131	15.3%	13.8%	15.2%	15.4%
% of FP17s for the same patient ID Re-attending between 3 & 9 months - Children	82	125	65.6%	62.6%	62.3%	59.8%
% of FP17s for the same patient ID Re-attending between 3 & 9 months - Adults	61	131	46.6%	53.4%	53.3%	52.1%
% of FP17s for Band 1 Urgent Courses	10	200	5.0%	10.1%	9.7%	9.2%
% of FP17s Relating to Free Repair or Replacements	0	200	0.0%	0.6%	0.6%	0.7%
% of FP17s Relating to Continuations	3	200	1.5%	0.9%	0.8%	0.8%
% of Patients satisfied with the dentistry they have received	0	0	N/A	93.2%	93.4%	93.4%
% of Patients satisfied with the time they had to wait for an appointment	0	0	N/A	85.6%	86.8%	87.6%

* This is based on patients treated on this contract for their most recent course of treatment. Figures in italics indicate the base number of FP17s or Patient Questionnaire responses are less than 100. N/A is shown where the base number of responses is less than 10 during the period. % is calculated as Quantity/Base number*100

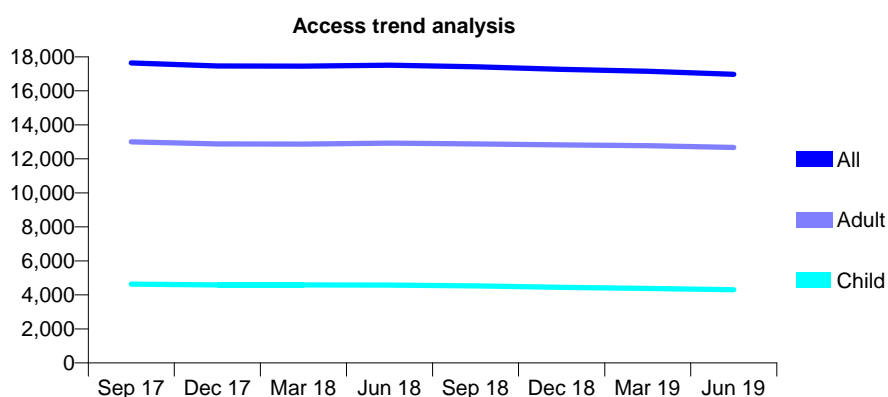
Q70 - Vital Signs At a Glance Contract Report for 102482/0001 - June 2019

Name or company name	Marfield Saint James Partnership
Contract type name	GDS Contract
Purpose of contract	General
Contract start date	01/04/2011
Contract end date	

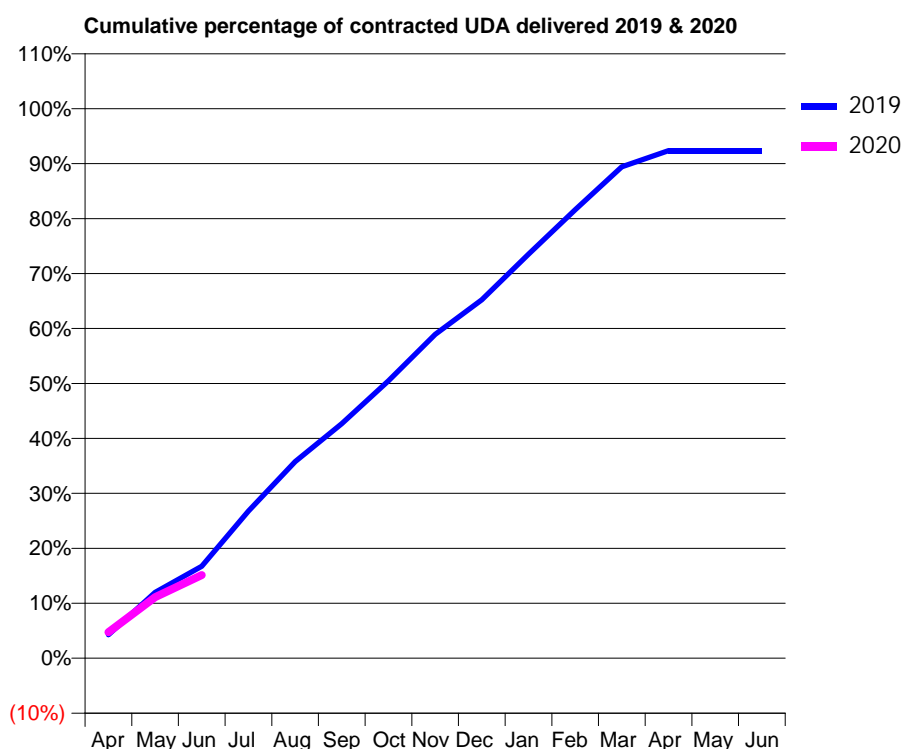
19/20 Contracted general activity (UDA)	45,758
Carry forward general activity (UDA)	0
19/20 Contracted orthodontic activity (UOA)	0
Carry forward orthodontic activity (UOA)	0
Baseline contract value	£1,525,351.55

ACCESS*

Patients seen in 24 months	Total	Change since previous quarter
Quarter ending June 2018	17,508	
Quarter ending September 2018	17,415	→
Quarter ending December 2018	17,268	→
Quarter ending March 2019	17,152	→
Quarter ending June 2019	16,976	↓
Variance since June 2018	(3.0%)	↓



ACTIVITY



Month	2019	2020
April	1,947	2,166
May	5,481	5,096
June	7,654	6,925
July	12,256	
August	16,371	
September	19,532	
October	23,103	
November	26,966	
December	29,843	
January	33,638	
February	37,344	
March	40,917	
April	42,260	
May	42,265	
June	42,264	

QUALITY

	Quantity	Base Number	Contract	AT	Region	England
% of FP17s for the same patient ID Re-attending within 3 months - Children	71	1,429	5.0%	9.2%	10.6%	11.4%
% of FP17s for the same patient ID Re-attending within 3 months - Adults	447	3,841	11.6%	13.8%	15.2%	15.4%
% of FP17s for the same patient ID Re-attending between 3 & 9 months - Children	1,040	1,429	72.8%	62.6%	62.3%	59.8%
% of FP17s for the same patient ID Re-attending between 3 & 9 months - Adults	2,588	3,841	67.4%	53.4%	53.3%	52.1%
% of FP17s for Band 1 Urgent Courses	330	4,474	7.4%	10.1%	9.7%	9.2%
% of FP17s Relating to Free Repair or Replacements	17	4,474	0.4%	0.6%	0.6%	0.7%
% of FP17s Relating to Continuations	13	4,474	0.3%	0.9%	0.8%	0.8%
% of Patients satisfied with the dentistry they have received	2	2	N/A	93.2%	93.4%	93.4%
% of Patients satisfied with the time they had to wait for an appointment	1	2	N/A	85.6%	86.8%	87.6%

* This is based on patients treated on this contract for their most recent course of treatment.

Figures in italics indicate the base number of FP17s or Patient Questionnaire responses are less than 100. N/A is shown where the base number of responses is less than 10 during the period. % is calculated as Quantity/Base number*100

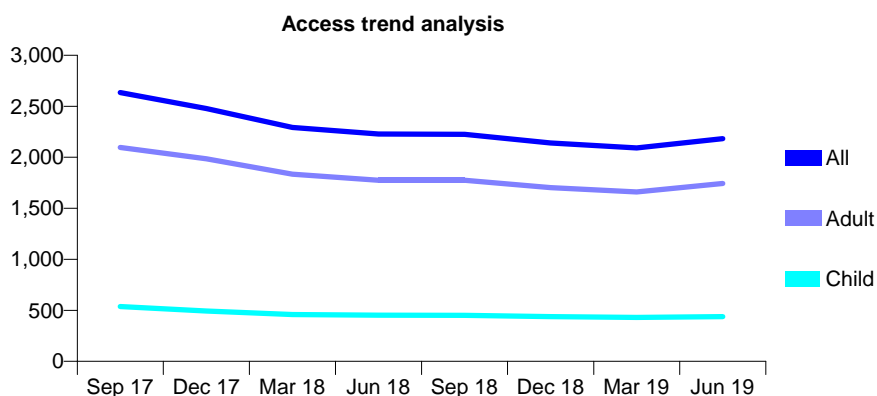
Q70 - Vital Signs At a Glance Contract Report for 102571/0001 - June 2019

Name or company name	Dr R Mihoc
Contract type name	GDS Contract
Purpose of contract	General
Contract start date	01/07/2010
Contract end date	

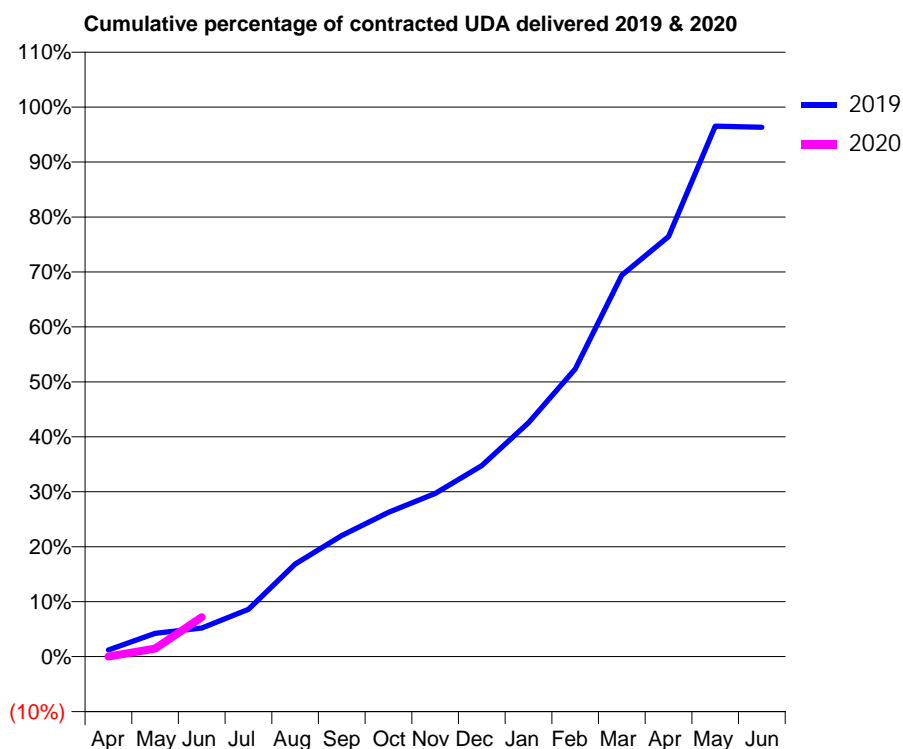
19/20 Contracted general activity (UDA)	6,421
Carry forward general activity (UDA)	0
19/20 Contracted orthodontic activity (UOA)	0
Carry forward orthodontic activity (UOA)	0
Baseline contract value	£141,555.71

ACCESS*

Patients seen in 24 months	Total	Change since previous quarter
Quarter ending June 2018	2,228	
Quarter ending September 2018	2,225	→
Quarter ending December 2018	2,141	↓
Quarter ending March 2019	2,092	↓
Quarter ending June 2019	2,182	↑
Variance since June 2018	(2.1%)	↓



ACTIVITY



Month	Adjusted Scheduled Activity (UDA)	
	2019	2020
April	79	0
May	272	94
June	334	461
July	553	
August	1,082	
September	1,416	
October	1,687	
November	1,907	
December	2,232	
January	2,733	
February	3,362	
March	4,458	
April	4,907	
May	6,198	
June	6,186	

QUALITY

	Quantity	Base Number	Contract	AT	Region	England
% of FP17s for the same patient ID Re-attending within 3 months - Children	8	130	6.2%	9.2%	10.6%	11.4%
% of FP17s for the same patient ID Re-attending within 3 months - Adults	41	541	7.6%	13.8%	15.2%	15.4%
% of FP17s for the same patient ID Re-attending between 3 & 9 months - Children	57	130	43.8%	62.6%	62.3%	59.8%
% of FP17s for the same patient ID Re-attending between 3 & 9 months - Adults	223	541	41.2%	53.4%	53.3%	52.1%
% of FP17s for Band 1 Urgent Courses	4	183	2.2%	10.1%	9.7%	9.2%
% of FP17s Relating to Free Repair or Replacements	1	183	0.5%	0.6%	0.6%	0.7%
% of FP17s Relating to Continuations	0	183	0.0%	0.9%	0.8%	0.8%
% of Patients satisfied with the dentistry they have received	2	2	N/A	93.2%	93.4%	93.4%
% of Patients satisfied with the time they had to wait for an appointment	2	2	N/A	85.6%	86.8%	87.6%

* This is based on patients treated on this contract for their most recent course of treatment. Figures in italics indicate the base number of FP17s or Patient Questionnaire responses are less than 100. N/A is shown where the base number of responses is less than 10 during the period. % is calculated as Quantity/Base number*100

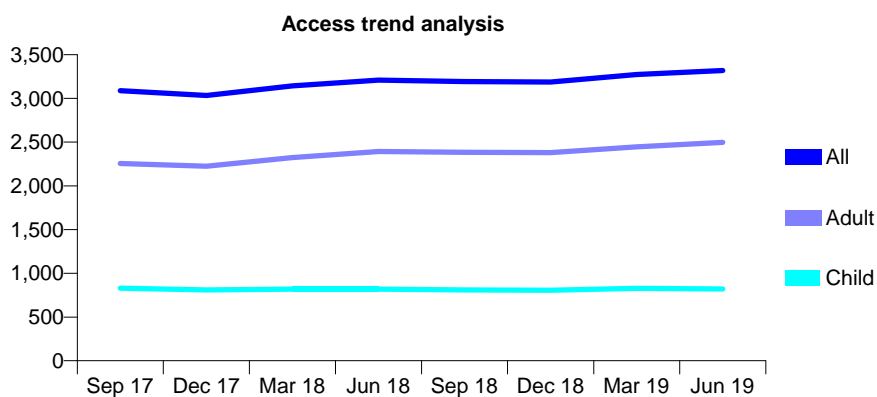
Q70 - Vital Signs At a Glance Contract Report for 102938/0001 - June 2019

Name or company name	Milford Dental Practice Partnership
Contract type name	GDS Contract
Purpose of contract	General and Orthodontic
Contract start date	01/04/2011
Contract end date	

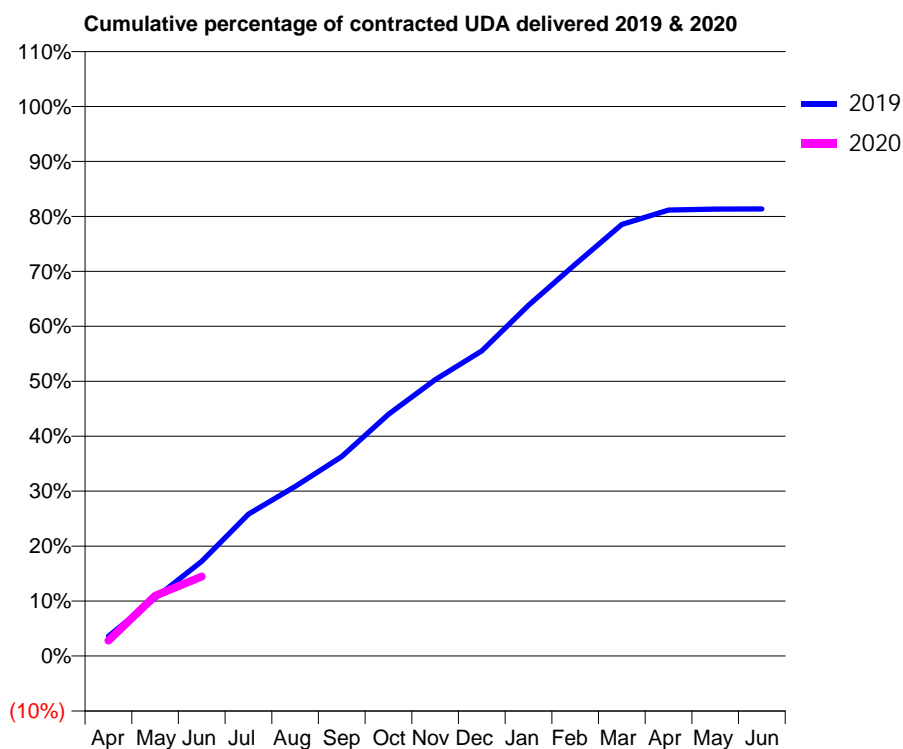
19/20 Contracted general activity (UDA)	10,405
Carry forward general activity (UDA)	0
19/20 Contracted orthodontic activity (UOA)	2,368
Carry forward orthodontic activity (UOA)	0
Baseline contract value	£408,100.15

ACCESS*

Patients seen in 24 months	Total	Change since previous quarter
Quarter ending June 2018	3,210	
Quarter ending September 2018	3,193	→
Quarter ending December 2018	3,186	→
Quarter ending March 2019	3,274	↑
Quarter ending June 2019	3,320	→
Variance since June 2018	3.4%	↑



ACTIVITY



Month	Adjusted Scheduled Activity (UDA)	
	2019	2020
April	374	295
May	1,099	1,143
June	1,794	1,505
July	2,686	
August	3,210	
September	3,777	
October	4,578	
November	5,233	
December	5,778	
January	6,639	
February	7,418	
March	8,169	
April	8,444	
May	8,463	
June	8,466	

QUALITY

	Quantity	Base Number	Contract	AT	Region	England
% of FP17s for the same patient ID Re-attending within 3 months - Children	19	350	5.4%	9.2%	10.6%	11.4%
% of FP17s for the same patient ID Re-attending within 3 months - Adults	106	804	13.2%	13.8%	15.2%	15.4%
% of FP17s for the same patient ID Re-attending between 3 & 9 months - Children	209	350	59.7%	62.6%	62.3%	59.8%
% of FP17s for the same patient ID Re-attending between 3 & 9 months - Adults	497	804	61.8%	53.4%	53.3%	52.1%
% of FP17s for Band 1 Urgent Courses	53	912	5.8%	10.1%	9.7%	9.2%
% of FP17s Relating to Free Repair or Replacements	2	912	0.2%	0.6%	0.6%	0.7%
% of FP17s Relating to Continuations	6	912	0.7%	0.9%	0.8%	0.8%
% of Patients satisfied with the dentistry they have received	1	1	N/A	93.2%	93.4%	93.4%
% of Patients satisfied with the time they had to wait for an appointment	1	1	N/A	85.6%	86.8%	87.6%

* This is based on patients treated on this contract for their most recent course of treatment. Figures in italics indicate the base number of FP17s or Patient Questionnaire responses are less than 100. N/A is shown where the base number of responses is less than 10 during the period. % is calculated as Quantity/Base number*100

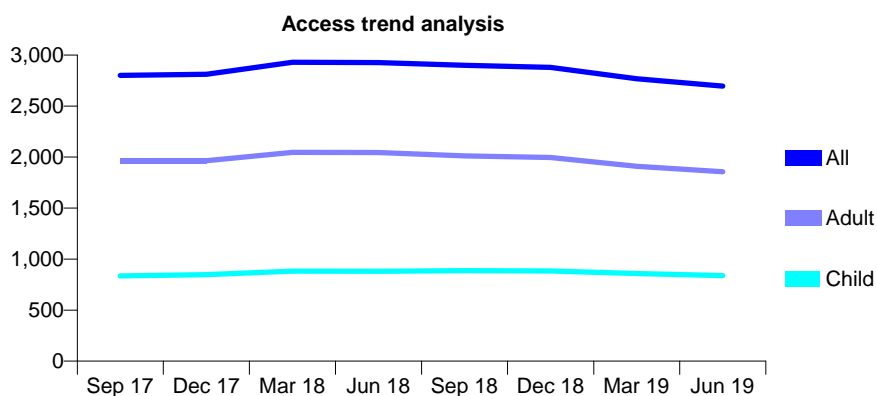
Q70 - Vital Signs At a Glance Contract Report for 103187/0001 - June 2019

Name or company name	Southsea Dental Care Ltd
Contract type name	GDS Contract
Purpose of contract	General
Contract start date	01/07/2008
Contract end date	31/07/2019

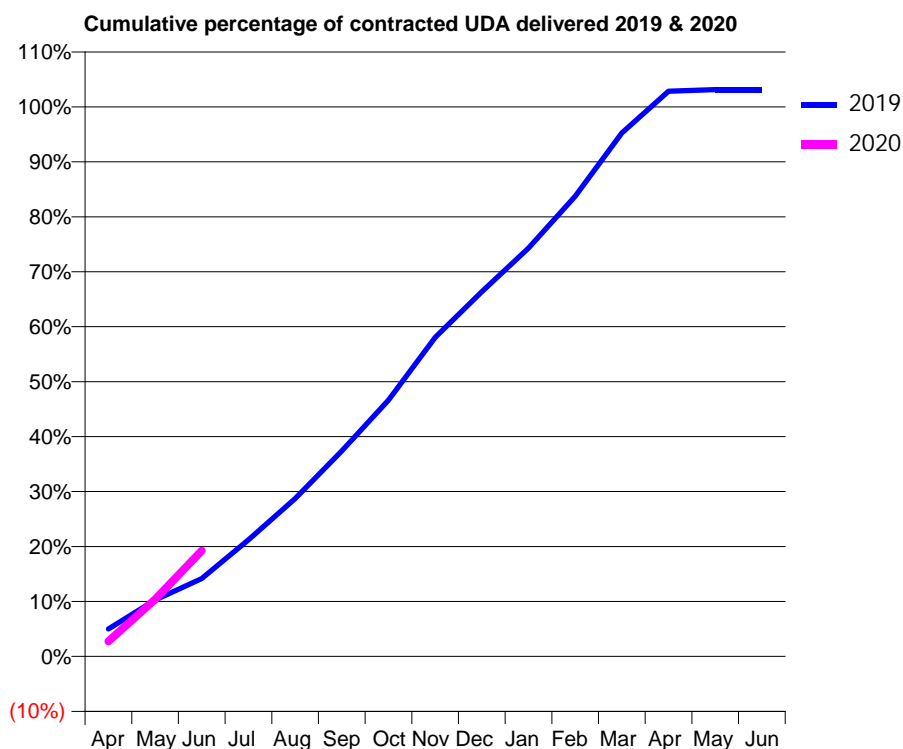
19/20 Contracted general activity (UDA)	4,579
Carry forward general activity (UDA)	0
19/20 Contracted orthodontic activity (UOA)	0
Carry forward orthodontic activity (UOA)	0
Baseline contract value	£109,764.14

ACCESS*

Patients seen in 24 months	Total	Change since previous quarter
Quarter ending June 2018	2,926	
Quarter ending September 2018	2,900	→
Quarter ending December 2018	2,879	→
Quarter ending March 2019	2,768	↓
Quarter ending June 2019	2,696	↓
Variance since June 2018	(7.9%)	↓



ACTIVITY



Month	2019	2020
April	286	127
May	589	477
June	812	880
July	1,218	-
August	1,649	-
September	2,145	-
October	2,676	-
November	3,330	-
December	3,807	-
January	4,262	-
February	4,804	-
March	5,464	-
April	5,901	-
May	5,917	-
June	5,917	-

QUALITY

	Quantity	Base Number	Contract	AT	Region	England
% of FP17s for the same patient ID Re-attending within 3 months - Children	12	183	6.6%	9.2%	10.6%	11.4%
% of FP17s for the same patient ID Re-attending within 3 months - Adults	75	409	18.3%	13.8%	15.2%	15.4%
% of FP17s for the same patient ID Re-attending between 3 & 9 months - Children	88	183	48.1%	62.6%	62.3%	59.8%
% of FP17s for the same patient ID Re-attending between 3 & 9 months - Adults	179	409	43.8%	53.4%	53.3%	52.1%
% of FP17s for Band 1 Urgent Courses	62	439	14.1%	10.1%	9.7%	9.2%
% of FP17s Relating to Free Repair or Replacements	4	439	0.9%	0.6%	0.6%	0.7%
% of FP17s Relating to Continuations	15	439	3.4%	0.9%	0.8%	0.8%
% of Patients satisfied with the dentistry they have received	0	0	N/A	93.2%	93.4%	93.4%
% of Patients satisfied with the time they had to wait for an appointment	0	0	N/A	85.6%	86.8%	87.6%

* This is based on patients treated on this contract for their most recent course of treatment. Figures in italics indicate the base number of FP17s or Patient Questionnaire responses are less than 100. N/A is shown where the base number of responses is less than 10 during the period. % is calculated as Quantity/Base number*100

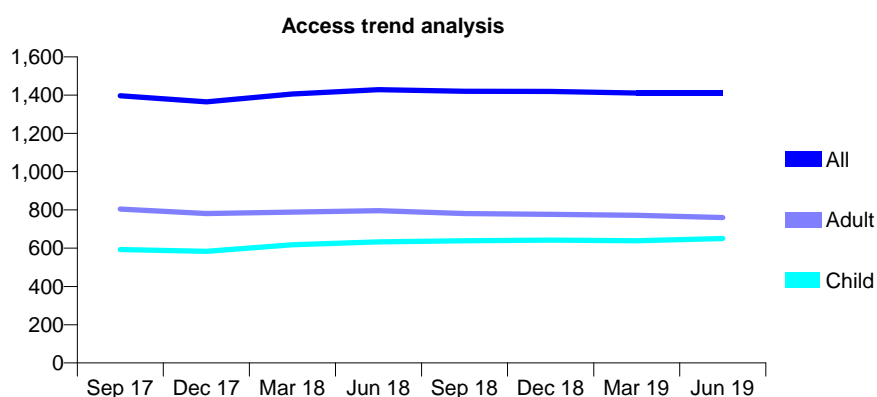
Q70 - Vital Signs At a Glance Contract Report for 103608/0001 - June 2019

Name or company name	Aaron Campbell
Contract type name	GDS Contract
Purpose of contract	General
Contract start date	01/09/2011
Contract end date	

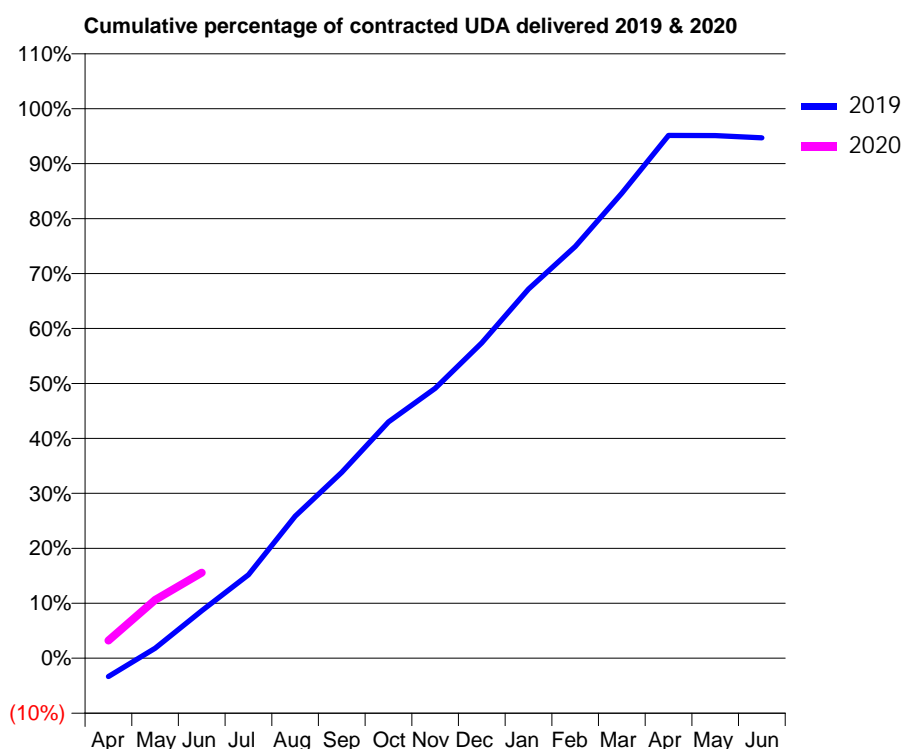
19/20 Contracted general activity (UDA)	3,900
Carry forward general activity (UDA)	0
19/20 Contracted orthodontic activity (UOA)	0
Carry forward orthodontic activity (UOA)	0
Baseline contract value	£106,101.31

ACCESS*

Patients seen in 24 months	Total	Change since previous quarter
Quarter ending June 2018	1,429	
Quarter ending September 2018	1,420	→
Quarter ending December 2018	1,419	→
Quarter ending March 2019	1,411	→
Quarter ending June 2019	1,411	→
Variance since June 2018	(1.3%)	↓



ACTIVITY



Month	2019	2020
April	-131	125
May	72	414
June	338	607
July	592	
August	1,008	
September	1,319	
October	1,677	
November	1,916	
December	2,238	
January	2,620	
February	2,922	
March	3,300	
April	3,710	
May	3,709	
June	3,694	

QUALITY

	Quantity	Base Number	Contract	AT	Region	England
% of FP17s for the same patient ID Re-attending within 3 months - Children	8	233	3.4%	9.2%	10.6%	11.4%
% of FP17s for the same patient ID Re-attending within 3 months - Adults	24	256	9.4%	13.8%	15.2%	15.4%
% of FP17s for the same patient ID Re-attending between 3 & 9 months - Children	157	233	67.4%	62.6%	62.3%	59.8%
% of FP17s for the same patient ID Re-attending between 3 & 9 months - Adults	176	256	68.8%	53.4%	53.3%	52.1%
% of FP17s for Band 1 Urgent Courses	22	365	6.0%	10.1%	9.7%	9.2%
% of FP17s Relating to Free Repair or Replacements	1	365	0.3%	0.6%	0.6%	0.7%
% of FP17s Relating to Continuations	1	365	0.3%	0.9%	0.8%	0.8%
% of Patients satisfied with the dentistry they have received	0	0	N/A	93.2%	93.4%	93.4%
% of Patients satisfied with the time they had to wait for an appointment	0	0	N/A	85.6%	86.8%	87.6%

* This is based on patients treated on this contract for their most recent course of treatment.

Figures in italics indicate the base number of FP17s or Patient Questionnaire responses are less than 100. N/A is shown where the base number of responses is less than 10 during the period. % is calculated as Quantity/Base number*100

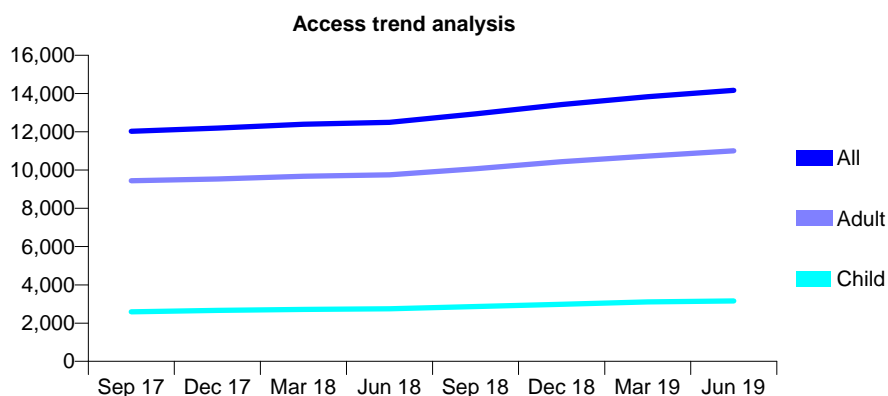
Q70 - Vital Signs At a Glance Contract Report for 105414/0001 - June 2019

Name or company name	First Choice Dental Limited
Contract type name	GDS Contract
Purpose of contract	General
Contract start date	01/04/2006
Contract end date	

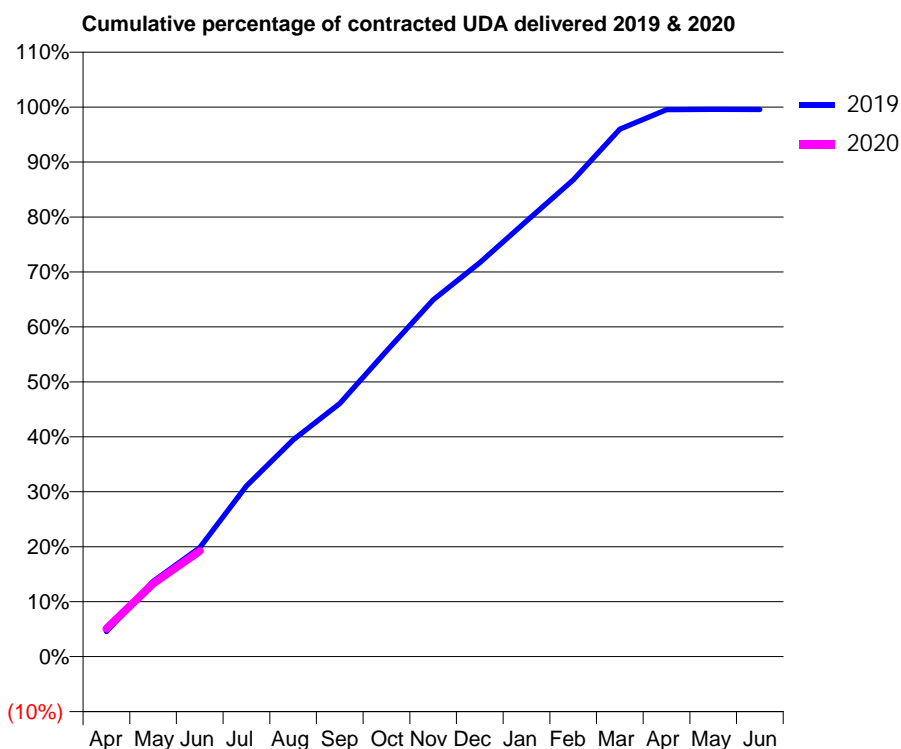
19/20 Contracted general activity (UDA)	41,208
Carry forward general activity (UDA)	0
19/20 Contracted orthodontic activity (UOA)	0
Carry forward orthodontic activity (UOA)	0
Baseline contract value	£1,364,708.48

ACCESS*

Patients seen in 24 months	Total	Change since previous quarter
Quarter ending June 2018	12,500	
Quarter ending September 2018	12,938	↑
Quarter ending December 2018	13,425	↑
Quarter ending March 2019	13,838	↑
Quarter ending June 2019	14,168	↑
Variance since June 2018	13.3%	↑



ACTIVITY



Month	Adjusted Scheduled Activity (UDA)	
	2019	2020
April	1,872	2,099
May	5,642	5,482
June	8,161	7,916
July	12,791	
August	16,258	
September	18,985	
October	22,920	
November	26,755	
December	29,541	
January	32,660	
February	35,748	
March	39,545	
April	41,013	
May	41,031	
June	41,029	

QUALITY

	Quantity	Base Number	Contract	AT	Region	England
% of FP17s for the same patient ID Re-attending within 3 months - Children	62	1,053	5.9%	9.2%	10.6%	11.4%
% of FP17s for the same patient ID Re-attending within 3 months - Adults	321	3,095	10.4%	13.8%	15.2%	15.4%
% of FP17s for the same patient ID Re-attending between 3 & 9 months - Children	605	1,053	57.5%	62.6%	62.3%	59.8%
% of FP17s for the same patient ID Re-attending between 3 & 9 months - Adults	1,325	3,095	42.8%	53.4%	53.3%	52.1%
% of FP17s for Band 1 Urgent Courses	231	3,538	6.5%	10.1%	9.7%	9.2%
% of FP17s Relating to Free Repair or Replacements	36	3,538	1.0%	0.6%	0.6%	0.7%
% of FP17s Relating to Continuations	44	3,538	1.2%	0.9%	0.8%	0.8%
% of Patients satisfied with the dentistry they have received	4	4	N/A	93.2%	93.4%	93.4%
% of Patients satisfied with the time they had to wait for an appointment	3	4	N/A	85.6%	86.8%	87.6%

* This is based on patients treated on this contract for their most recent course of treatment. Figures in italics indicate the base number of FP17s or Patient Questionnaire responses are less than 100. N/A is shown where the base number of responses is less than 10 during the period. % is calculated as Quantity/Base number*100

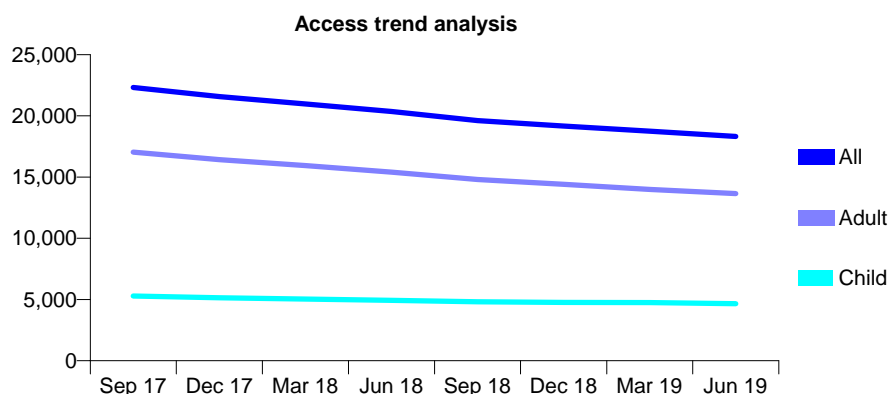
Q70 - Vital Signs At a Glance Contract Report for 105414/0006 - June 2019

Name or company name	First Choice Dental Limited
Contract type name	GDS Contract
Purpose of contract	General
Contract start date	02/04/2006
Contract end date	

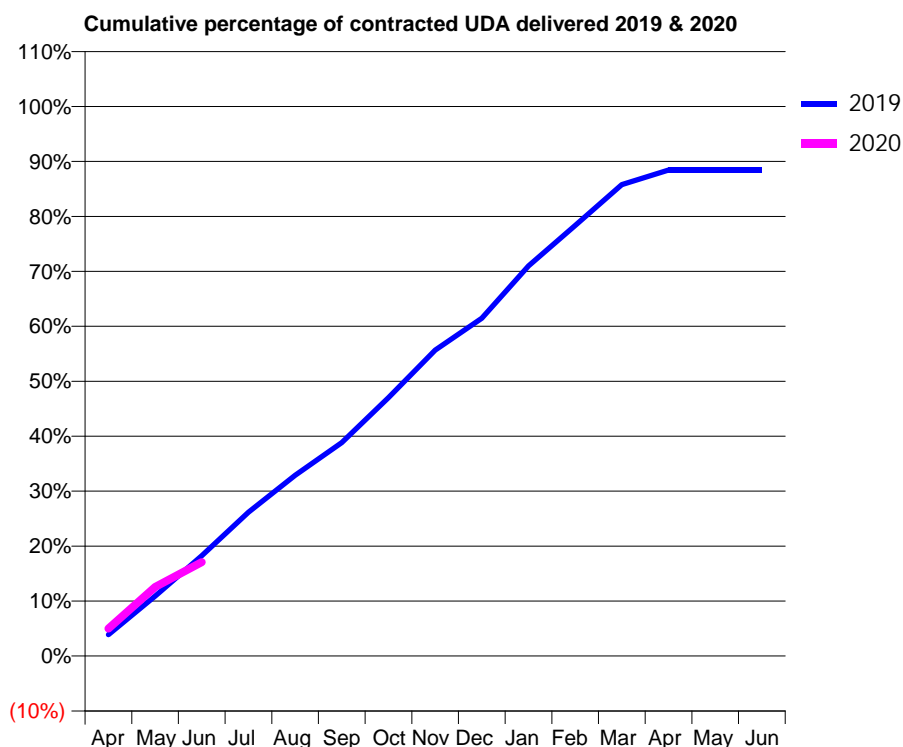
19/20 Contracted general activity (UDA)	59,192
Carry forward general activity (UDA)	0
19/20 Contracted orthodontic activity (UOA)	0
Carry forward orthodontic activity (UOA)	0
Baseline contract value	£1,940,742.72

ACCESS*

Patients seen in 24 months	Total	Change since previous quarter
Quarter ending June 2018	20,350	
Quarter ending September 2018	19,613	↓
Quarter ending December 2018	19,172	↓
Quarter ending March 2019	18,751	↓
Quarter ending June 2019	18,314	↓
Variance since June 2018	(10.0%)	↓



ACTIVITY



Month	Adjusted Scheduled Activity (UDA)	
	2019	2020
April	2,303	2,971
May	6,461	7,450
June	10,813	10,104
July	15,494	
August	19,477	
September	22,997	
October	27,828	
November	32,940	
December	36,377	
January	42,028	
February	46,368	
March	50,769	
April	52,337	
May	52,339	
June	52,340	

QUALITY

	Quantity	Base Number	Contract	AT	Region	England
% of FP17s for the same patient ID Re-attending within 3 months - Children	47	1,400	3.4%	9.2%	10.6%	11.4%
% of FP17s for the same patient ID Re-attending within 3 months - Adults	361	3,650	9.9%	13.8%	15.2%	15.4%
% of FP17s for the same patient ID Re-attending between 3 & 9 months - Children	833	1,400	59.5%	62.6%	62.3%	59.8%
% of FP17s for the same patient ID Re-attending between 3 & 9 months - Adults	1,724	3,650	47.2%	53.4%	53.3%	52.1%
% of FP17s for Band 1 Urgent Courses	232	4,334	5.4%	10.1%	9.7%	9.2%
% of FP17s Relating to Free Repair or Replacements	28	4,334	0.6%	0.6%	0.6%	0.7%
% of FP17s Relating to Continuations	62	4,334	1.4%	0.9%	0.8%	0.8%
% of Patients satisfied with the dentistry they have received	4	5	N/A	93.2%	93.4%	93.4%
% of Patients satisfied with the time they had to wait for an appointment	4	5	N/A	85.6%	86.8%	87.6%

* This is based on patients treated on this contract for their most recent course of treatment. Figures in italics indicate the base number of FP17s or Patient Questionnaire responses are less than 100. N/A is shown where the base number of responses is less than 10 during the period. % is calculated as Quantity/Base number*100

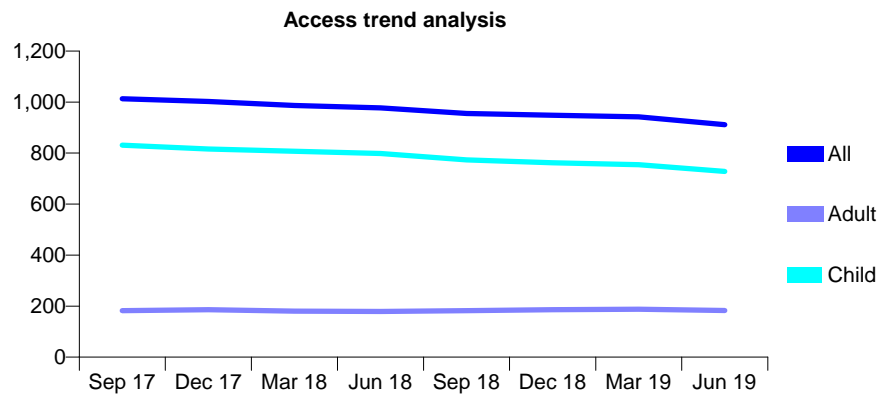
Q70 - Vital Signs At a Glance Contract Report for 106488/0001 - June 2019

Name or company name	Solent House Dental Centre
Contract type name	GDS Contract
Purpose of contract	General
Contract start date	01/04/2015
Contract end date	

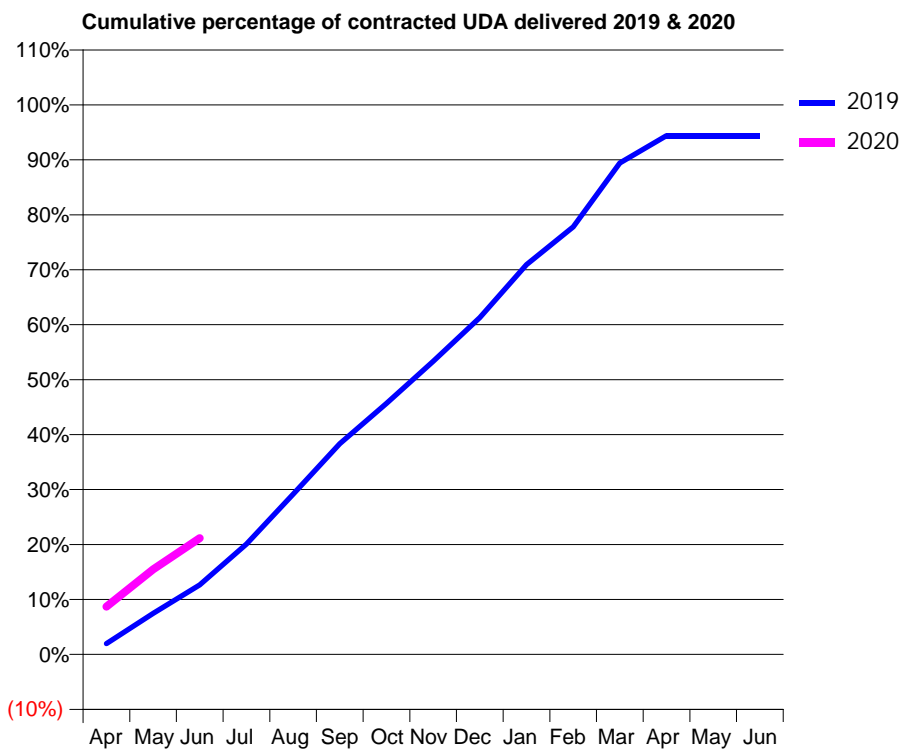
19/20 Contracted general activity (UDA)	1,991
Carry forward general activity (UDA)	0
19/20 Contracted orthodontic activity (UOA)	0
Carry forward orthodontic activity (UOA)	0
Baseline contract value	£53,703.77

ACCESS*

Patients seen in 24 months	Total	Change since previous quarter
Quarter ending June 2018	977	
Quarter ending September 2018	955	↓
Quarter ending December 2018	948	→
Quarter ending March 2019	942	→
Quarter ending June 2019	911	↓
Variance since June 2018	(6.8%)	↓



ACTIVITY



Month	2019	2020
April	40	173
May	149	308
June	252	422
July	400	
August	581	
September	764	
October	910	
November	1,062	
December	1,220	
January	1,412	
February	1,549	
March	1,780	
April	1,879	
May	1,879	
June	1,879	

QUALITY

	Quantity	Base Number	Contract	AT	Region	England
% of FP17s for the same patient ID Re-attending within 3 months - Children	25	291	8.6%	9.2%	10.6%	11.4%
% of FP17s for the same patient ID Re-attending within 3 months - Adults	1	29	3.4%	13.8%	15.2%	15.4%
% of FP17s for the same patient ID Re-attending between 3 & 9 months - Children	221	291	75.9%	62.6%	62.3%	59.8%
% of FP17s for the same patient ID Re-attending between 3 & 9 months - Adults	12	29	41.4%	53.4%	53.3%	52.1%
% of FP17s for Band 1 Urgent Courses	13	280	4.6%	10.1%	9.7%	9.2%
% of FP17s Relating to Free Repair or Replacements	0	280	0.0%	0.6%	0.6%	0.7%
% of FP17s Relating to Continuations	0	280	0.0%	0.9%	0.8%	0.8%
% of Patients satisfied with the dentistry they have received	0	0	N/A	93.2%	93.4%	93.4%
% of Patients satisfied with the time they had to wait for an appointment	0	0	N/A	85.6%	86.8%	87.6%

* This is based on patients treated on this contract for their most recent course of treatment. Figures in italics indicate the base number of FP17s or Patient Questionnaire responses are less than 100. N/A is shown where the base number of responses is less than 10 during the period. % is calculated as Quantity/Base number*100

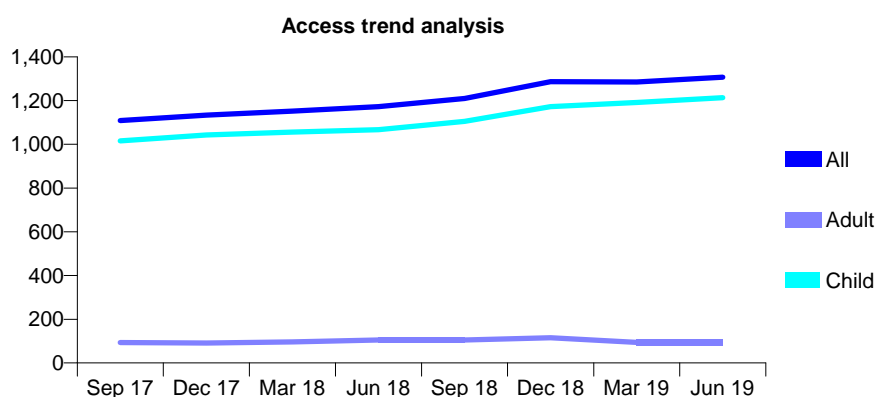
Q70 - Vital Signs At a Glance Contract Report for 106615/0001 - June 2019

Name or company name	Westphal & Srinivasan
Contract type name	GDS Contract
Purpose of contract	General
Contract start date	01/03/2012
Contract end date	

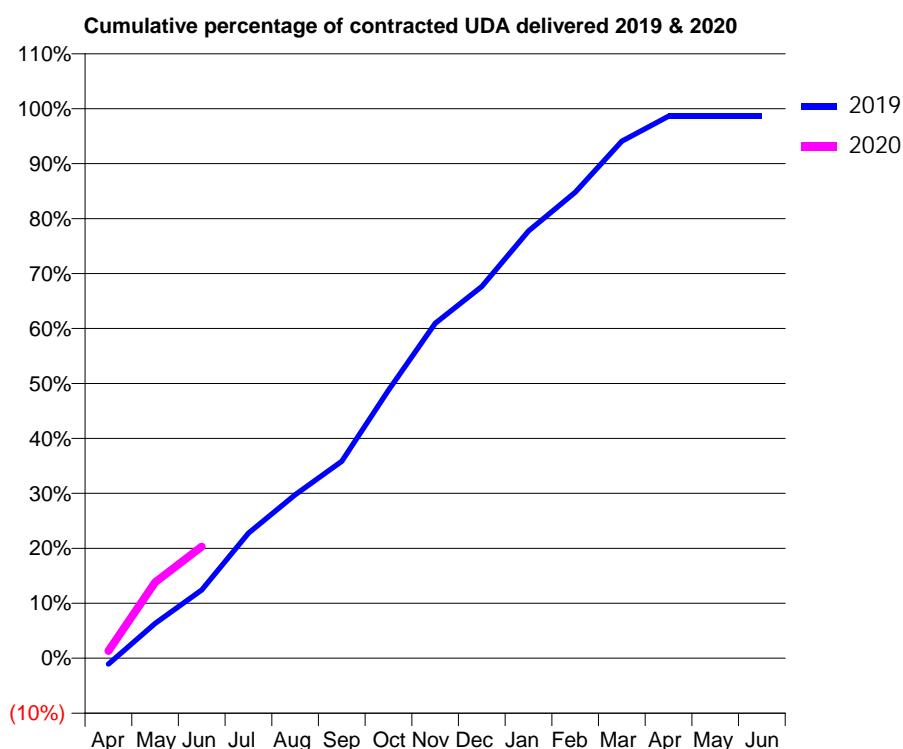
19/20 Contracted general activity (UDA)	3,136
Carry forward general activity (UDA)	0
19/20 Contracted orthodontic activity (UOA)	0
Carry forward orthodontic activity (UOA)	0
Baseline contract value	£93,306.22

ACCESS*

Patients seen in 24 months	Total	Change since previous quarter
Quarter ending June 2018	1,172	
Quarter ending September 2018	1,210	↑
Quarter ending December 2018	1,287	↑
Quarter ending March 2019	1,285	→
Quarter ending June 2019	1,307	→
Variance since June 2018	11.5%	↑



ACTIVITY



Month	2019	2020
April	-34	41
May	199	433
June	390	637
July	713	
August	932	
September	1,124	
October	1,530	
November	1,911	
December	2,121	
January	2,438	
February	2,659	
March	2,950	
April	3,092	
May	3,092	
June	3,092	

QUALITY

	Quantity	Base Number	Contract	AT	Region	England
% of FP17s for the same patient ID Re-attending within 3 months - Children	36	530	6.8%	9.2%	10.6%	11.4%
% of FP17s for the same patient ID Re-attending within 3 months - Adults	0	0	N/A	13.8%	15.2%	15.4%
% of FP17s for the same patient ID Re-attending between 3 & 9 months - Children	369	530	69.6%	62.6%	62.3%	59.8%
% of FP17s for the same patient ID Re-attending between 3 & 9 months - Adults	0	0	N/A	53.4%	53.3%	52.1%
% of FP17s for Band 1 Urgent Courses	7	431	1.6%	10.1%	9.7%	9.2%
% of FP17s Relating to Free Repair or Replacements	0	431	0.0%	0.6%	0.6%	0.7%
% of FP17s Relating to Continuations	4	431	0.9%	0.9%	0.8%	0.8%
% of Patients satisfied with the dentistry they have received	0	0	N/A	93.2%	93.4%	93.4%
% of Patients satisfied with the time they had to wait for an appointment	0	0	N/A	85.6%	86.8%	87.6%

* This is based on patients treated on this contract for their most recent course of treatment.

Figures in italics indicate the base number of FP17s or Patient Questionnaire responses are less than 100. N/A is shown where the base number of responses is less than 10 during the period. % is calculated as Quantity/Base number*100

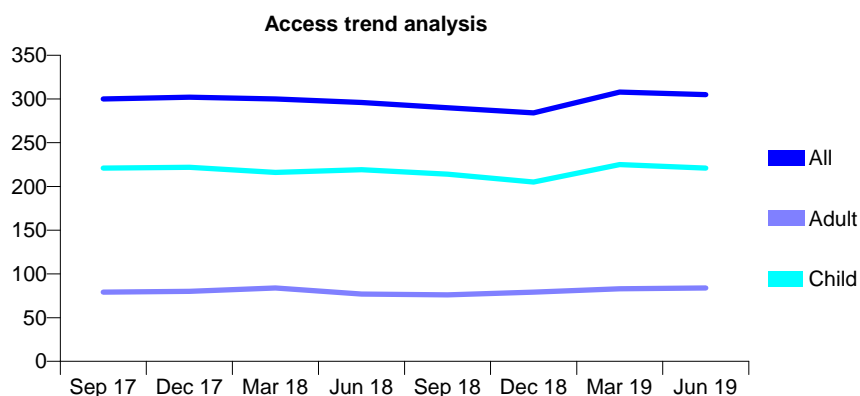
Q70 - Vital Signs At a Glance Contract Report for 106763/0001 - June 2019

Name or company name	The Dental Centre Cowplain Ltd
Contract type name	GDS Contract
Purpose of contract	General
Contract start date	01/05/2015
Contract end date	

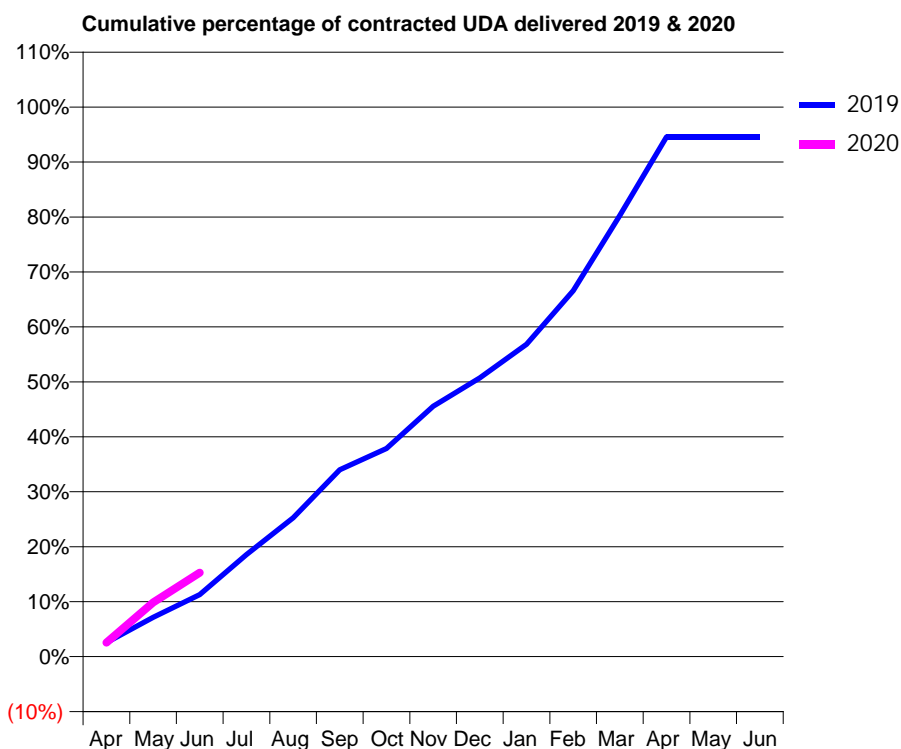
19/20 Contracted general activity (UDA)	700
Carry forward general activity (UDA)	0
19/20 Contracted orthodontic activity (UOA)	0
Carry forward orthodontic activity (UOA)	0
Baseline contract value	£16,535.01

ACCESS*

Patients seen in 24 months	Total	Change since previous quarter
Quarter ending June 2018	296	
Quarter ending September 2018	290	↓
Quarter ending December 2018	284	↓
Quarter ending March 2019	308	↑
Quarter ending June 2019	305	→
Variance since June 2018	3.0%	↑



ACTIVITY



Month	Adjusted Scheduled Activity (UDA)	
	2019	2020
April	18	18
May	50	69
June	79	107
July	130	
August	177	
September	238	
October	265	
November	319	
December	355	
January	398	
February	466	
March	562	
April	662	
May	662	
June	662	

QUALITY

	Quantity	Base Number	Contract	AT	Region	England
% of FP17s for the same patient ID Re-attending within 3 months - Children	5	95	5.3%	9.2%	10.6%	11.4%
% of FP17s for the same patient ID Re-attending within 3 months - Adults	5	24	20.8%	13.8%	15.2%	15.4%
% of FP17s for the same patient ID Re-attending between 3 & 9 months - Children	49	95	51.6%	62.6%	62.3%	59.8%
% of FP17s for the same patient ID Re-attending between 3 & 9 months - Adults	13	24	54.2%	53.4%	53.3%	52.1%
% of FP17s for Band 1 Urgent Courses	0	81	0.0%	10.1%	9.7%	9.2%
% of FP17s Relating to Free Repair or Replacements	0	81	0.0%	0.6%	0.6%	0.7%
% of FP17s Relating to Continuations	6	81	7.4%	0.9%	0.8%	0.8%
% of Patients satisfied with the dentistry they have received	0	0	N/A	93.2%	93.4%	93.4%
% of Patients satisfied with the time they had to wait for an appointment	0	0	N/A	85.6%	86.8%	87.6%

* This is based on patients treated on this contract for their most recent course of treatment. Figures in italics indicate the base number of FP17s or Patient Questionnaire responses are less than 100. N/A is shown where the base number of responses is less than 10 during the period. % is calculated as Quantity/Base number*100

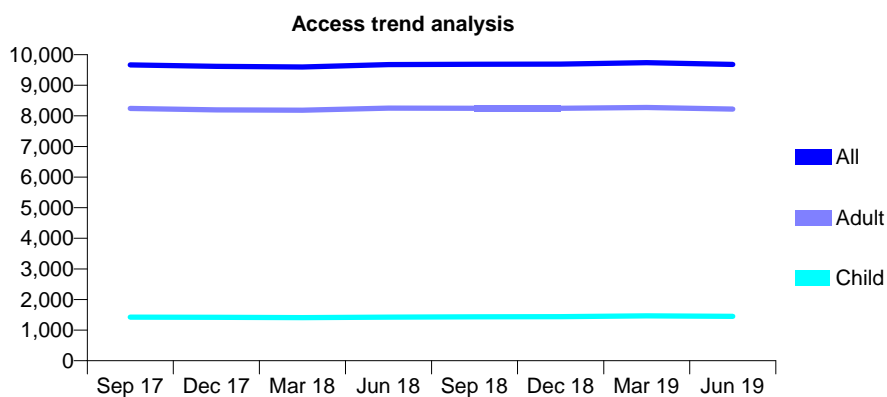
Q70 - Vital Signs At a Glance Contract Report for 108669/0001 - June 2019

Name or company name	Knibbs Dental Surgery Limited
Contract type name	GDS Contract
Purpose of contract	General
Contract start date	01/04/2007
Contract end date	

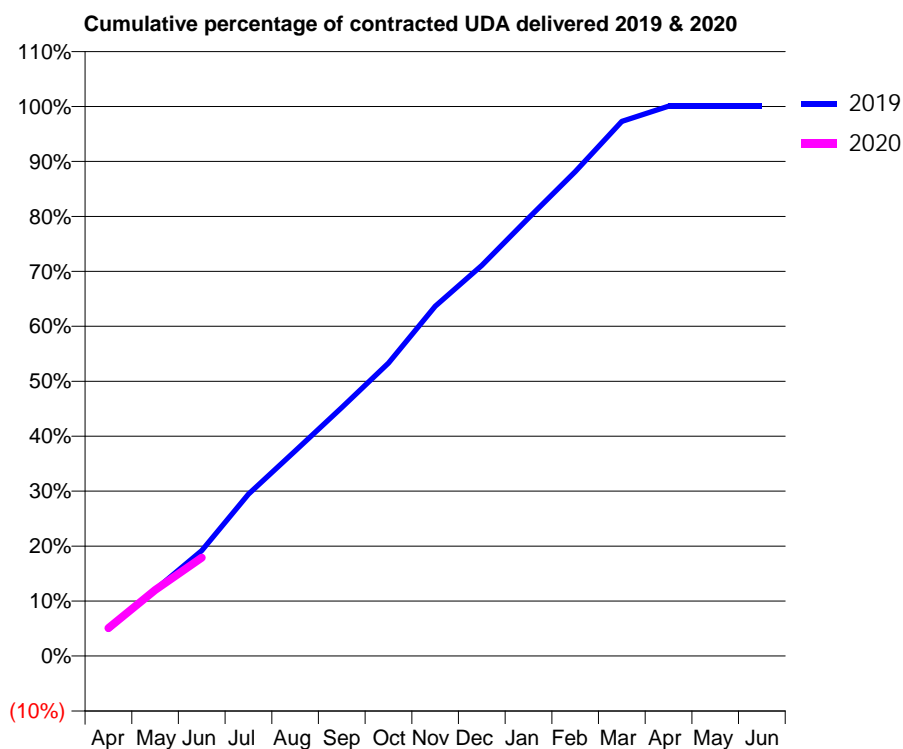
19/20 Contracted general activity (UDA)	29,497
Carry forward general activity (UDA)	0
19/20 Contracted orthodontic activity (UOA)	0
Carry forward orthodontic activity (UOA)	0
Baseline contract value	£860,960.00

ACCESS*

Patients seen in 24 months	Total	Change since previous quarter
Quarter ending June 2018	9,677	
Quarter ending September 2018	9,688	→
Quarter ending December 2018	9,691	→
Quarter ending March 2019	9,739	→
Quarter ending June 2019	9,678	→
Variance since June 2018	0.0%	→



ACTIVITY



Month	Adjusted Scheduled Activity (UDA)	
	2019	2020
April	1,445	1,500
May	3,560	3,548
June	5,658	5,280
July	8,689	
August	11,005	
September	13,337	
October	15,722	
November	18,772	
December	20,960	
January	23,512	
February	26,000	
March	28,694	
April	29,510	
May	29,512	
June	29,511	

QUALITY

	Quantity	Base Number	Contract	AT	Region	England
% of FP17s for the same patient ID Re-attending within 3 months - Children	25	533	4.7%	9.2%	10.6%	11.4%
% of FP17s for the same patient ID Re-attending within 3 months - Adults	417	2,902	14.4%	13.8%	15.2%	15.4%
% of FP17s for the same patient ID Re-attending between 3 & 9 months - Children	404	533	75.8%	62.6%	62.3%	59.8%
% of FP17s for the same patient ID Re-attending between 3 & 9 months - Adults	1,951	2,902	67.2%	53.4%	53.3%	52.1%
% of FP17s for Band 1 Urgent Courses	249	2,967	8.4%	10.1%	9.7%	9.2%
% of FP17s Relating to Free Repair or Replacements	23	2,967	0.8%	0.6%	0.6%	0.7%
% of FP17s Relating to Continuations	5	2,967	0.2%	0.9%	0.8%	0.8%
% of Patients satisfied with the dentistry they have received	0	1	N/A	93.2%	93.4%	93.4%
% of Patients satisfied with the time they had to wait for an appointment	0	1	N/A	85.6%	86.8%	87.6%

* This is based on patients treated on this contract for their most recent course of treatment. Figures in italics indicate the base number of FP17s or Patient Questionnaire responses are less than 100. N/A is shown where the base number of responses is less than 10 during the period. % is calculated as Quantity/Base number*100

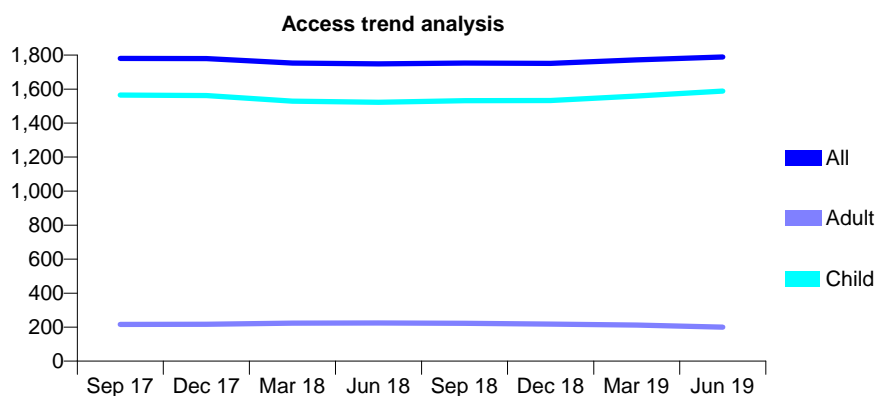
Q70 - Vital Signs At a Glance Contract Report for 109770/0001 - June 2019

Name or company name	Marlott Road Partnership
Contract type name	GDS Contract
Purpose of contract	General
Contract start date	21/07/2015
Contract end date	

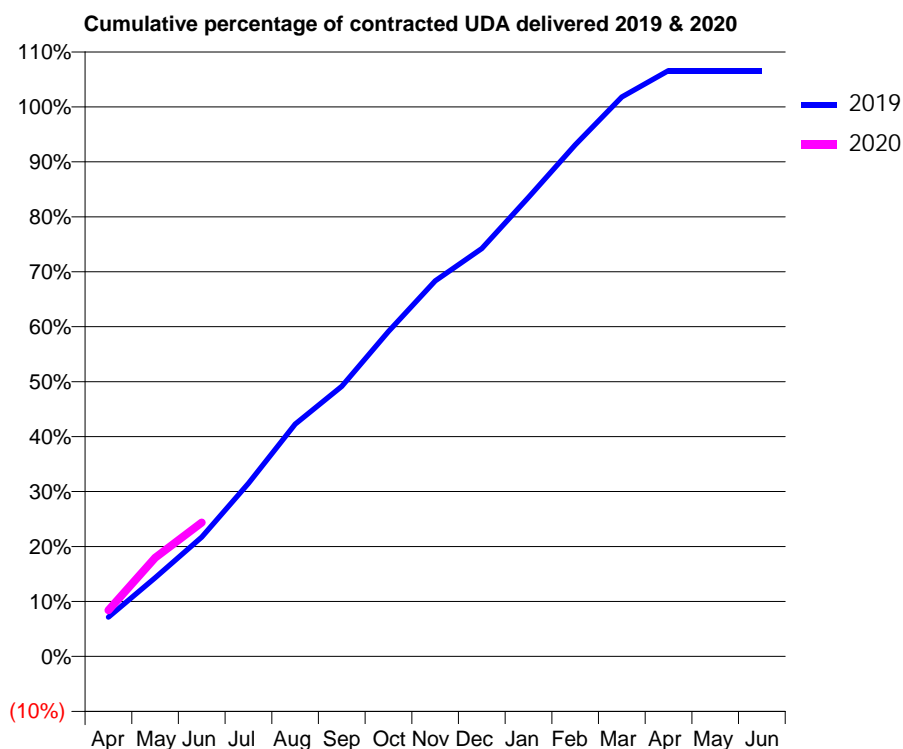
19/20 Contracted general activity (UDA)	3,290
Carry forward general activity (UDA)	0
19/20 Contracted orthodontic activity (UOA)	0
Carry forward orthodontic activity (UOA)	0
Baseline contract value	£85,545.51

ACCESS*

Patients seen in 24 months	Total	Change since previous quarter
Quarter ending June 2018	1,748	
Quarter ending September 2018	1,753	→
Quarter ending December 2018	1,751	→
Quarter ending March 2019	1,771	→
Quarter ending June 2019	1,789	→
Variance since June 2018	2.3%	↑



ACTIVITY



Month	Adjusted Scheduled Activity (UDA)	
	2019	2020
April	235	277
May	472	590
June	714	801
July	1,036	
August	1,390	
September	1,617	
October	1,945	
November	2,248	
December	2,442	
January	2,749	
February	3,062	
March	3,349	
April	3,507	
May	3,507	
June	3,507	

QUALITY

	Quantity	Base Number	Contract	AT	Region	England
% of FP17s for the same patient ID Re-attending within 3 months - Children	51	618	8.3%	9.2%	10.6%	11.4%
% of FP17s for the same patient ID Re-attending within 3 months - Adults	1	23	4.3%	13.8%	15.2%	15.4%
% of FP17s for the same patient ID Re-attending between 3 & 9 months - Children	338	618	54.7%	62.6%	62.3%	59.8%
% of FP17s for the same patient ID Re-attending between 3 & 9 months - Adults	16	23	69.6%	53.4%	53.3%	52.1%
% of FP17s for Band 1 Urgent Courses	24	551	4.4%	10.1%	9.7%	9.2%
% of FP17s Relating to Free Repair or Replacements	0	551	0.0%	0.6%	0.6%	0.7%
% of FP17s Relating to Continuations	1	551	0.2%	0.9%	0.8%	0.8%
% of Patients satisfied with the dentistry they have received	0	0	N/A	93.2%	93.4%	93.4%
% of Patients satisfied with the time they had to wait for an appointment	0	0	N/A	85.6%	86.8%	87.6%

* This is based on patients treated on this contract for their most recent course of treatment. Figures in italics indicate the base number of FP17s or Patient Questionnaire responses are less than 100. N/A is shown where the base number of responses is less than 10 during the period. % is calculated as Quantity/Base number*100

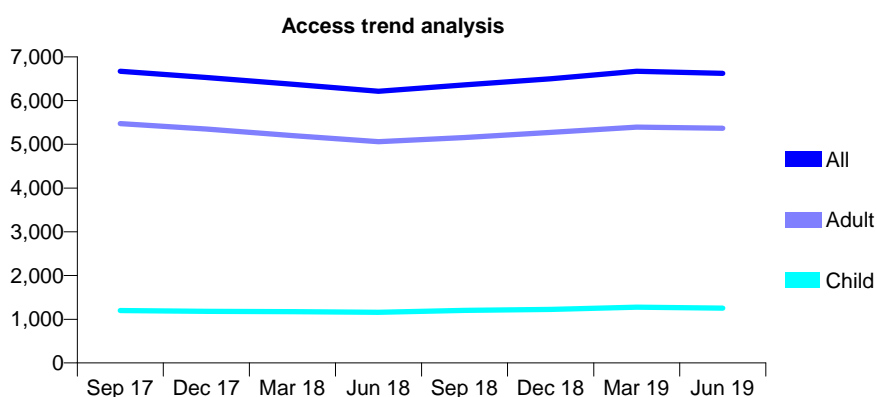
Q70 - Vital Signs At a Glance Contract Report for 109878/0001 - June 2019

Name or company name	Hampshire Terrace Dental Care
Contract type name	GDS Contract
Purpose of contract	General
Contract start date	01/09/2011
Contract end date	

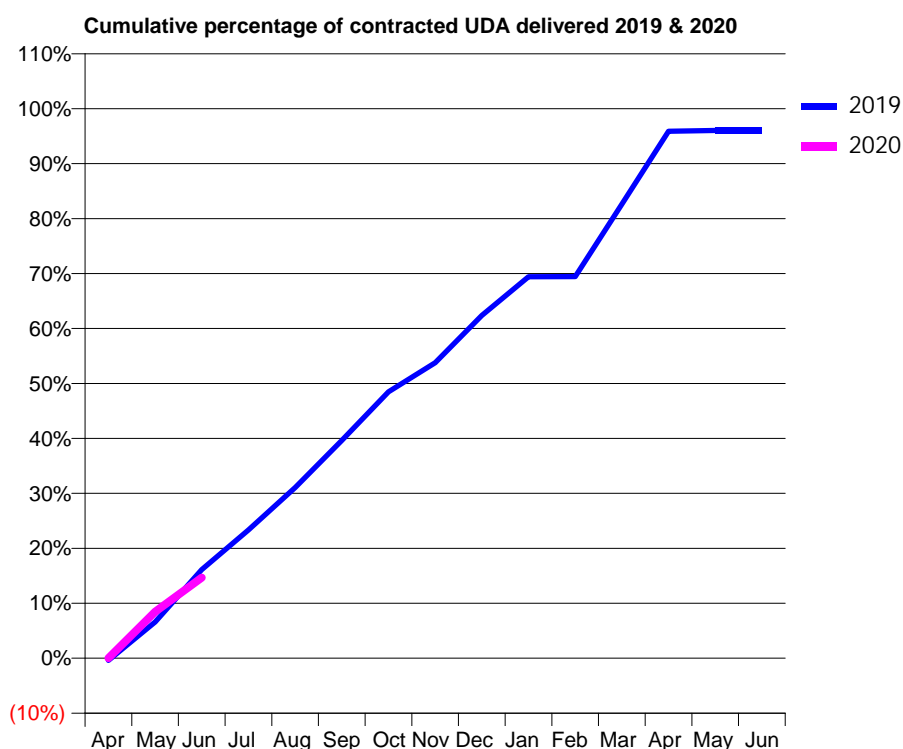
19/20 Contracted general activity (UDA)	17,197
Carry forward general activity (UDA)	0
19/20 Contracted orthodontic activity (UOA)	0
Carry forward orthodontic activity (UOA)	0
Baseline contract value	£443,854.17

ACCESS*

Patients seen in 24 months	Total	Change since previous quarter
Quarter ending June 2018	6,216	
Quarter ending September 2018	6,358	↑
Quarter ending December 2018	6,498	↑
Quarter ending March 2019	6,670	↑
Quarter ending June 2019	6,623	→
Variance since June 2018	6.5%	↑



ACTIVITY



Month	2019	2020
April	-70	0
May	1,136	1,455
June	2,775	2,522
July	4,017	
August	5,342	
September	6,811	
October	8,336	
November	9,250	
December	10,727	
January	11,939	
February	11,942	
March	14,208	
April	16,492	
May	16,517	
June	16,515	

QUALITY

	Quantity	Base Number	Contract	AT	Region	England
% of FP17s for the same patient ID Re-attending within 3 months - Children	25	525	4.8%	9.2%	10.6%	11.4%
% of FP17s for the same patient ID Re-attending within 3 months - Adults	323	2,411	13.4%	13.8%	15.2%	15.4%
% of FP17s for the same patient ID Re-attending between 3 & 9 months - Children	292	525	55.6%	62.6%	62.3%	59.8%
% of FP17s for the same patient ID Re-attending between 3 & 9 months - Adults	1,340	2,411	55.6%	53.4%	53.3%	52.1%
% of FP17s for Band 1 Urgent Courses	130	1,399	9.3%	10.1%	9.7%	9.2%
% of FP17s Relating to Free Repair or Replacements	3	1,399	0.2%	0.6%	0.6%	0.7%
% of FP17s Relating to Continuations	9	1,399	0.6%	0.9%	0.8%	0.8%
% of Patients satisfied with the dentistry they have received	2	2	N/A	93.2%	93.4%	93.4%
% of Patients satisfied with the time they had to wait for an appointment	2	2	N/A	85.6%	86.8%	87.6%

* This is based on patients treated on this contract for their most recent course of treatment. Figures in italics indicate the base number of FP17s or Patient Questionnaire responses are less than 100. N/A is shown where the base number of responses is less than 10 during the period. % is calculated as Quantity/Base number*100

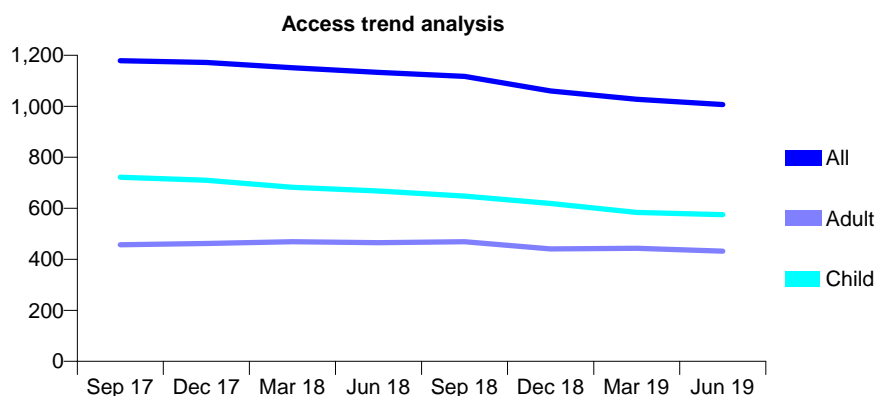
Q70 - Vital Signs At a Glance Contract Report for 109916/0001 - June 2019

Name or company name	Dr A Jeavons
Contract type name	GDS Contract
Purpose of contract	General
Contract start date	28/06/2010
Contract end date	

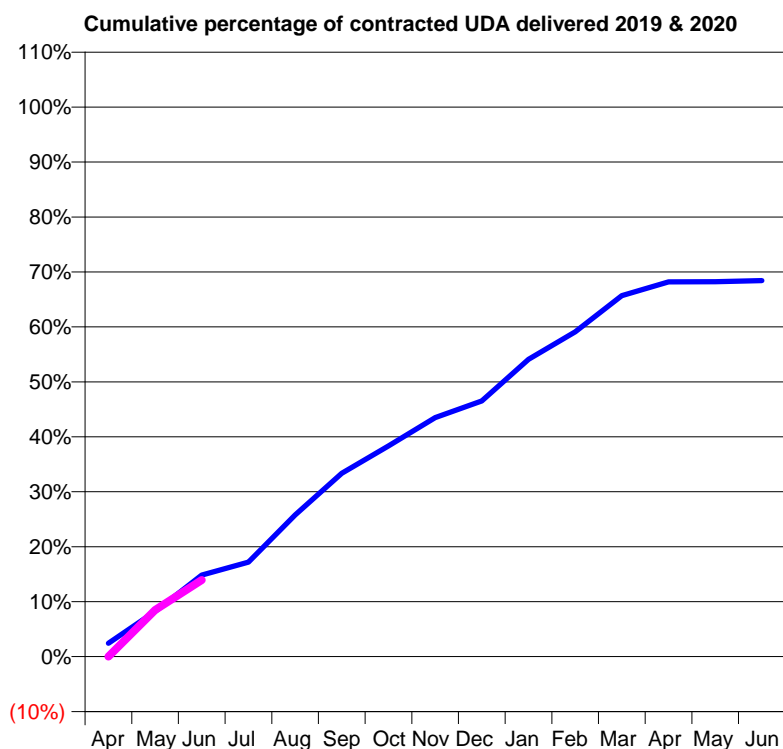
19/20 Contracted general activity (UDA)	2,885
Carry forward general activity (UDA)	0
19/20 Contracted orthodontic activity (UOA)	0
Carry forward orthodontic activity (UOA)	0
Baseline contract value	£63,831.20

ACCESS*

Patients seen in 24 months	Total	Change since previous quarter
Quarter ending June 2018	1,133	
Quarter ending September 2018	1,117	↓
Quarter ending December 2018	1,060	↓
Quarter ending March 2019	1,027	↓
Quarter ending June 2019	1,007	↓
Variance since June 2018	(11.1%)	↓



ACTIVITY



Month	Adjusted Scheduled Activity (UDA)	
	2019	2020
April	70	0
May	238	246
June	428	402
July	496	
August	744	
September	962	
October	1,107	
November	1,255	
December	1,342	
January	1,561	
February	1,705	
March	1,895	
April	1,968	
May	1,969	
June	1,974	

QUALITY

	Quantity	Base Number	Contract	AT	Region	England
% of FP17s for the same patient ID Re-attending within 3 months - Children	13	231	5.6%	9.2%	10.6%	11.4%
% of FP17s for the same patient ID Re-attending within 3 months - Adults	12	110	10.9%	13.8%	15.2%	15.4%
% of FP17s for the same patient ID Re-attending between 3 & 9 months - Children	148	231	64.1%	62.6%	62.3%	59.8%
% of FP17s for the same patient ID Re-attending between 3 & 9 months - Adults	64	110	58.2%	53.4%	53.3%	52.1%
% of FP17s for Band 1 Urgent Courses	12	275	4.4%	10.1%	9.7%	9.2%
% of FP17s Relating to Free Repair or Replacements	0	275	0.0%	0.6%	0.6%	0.7%
% of FP17s Relating to Continuations	1	275	0.4%	0.9%	0.8%	0.8%
% of Patients satisfied with the dentistry they have received	0	0	N/A	93.2%	93.4%	93.4%
% of Patients satisfied with the time they had to wait for an appointment	0	0	N/A	85.6%	86.8%	87.6%

* This is based on patients treated on this contract for their most recent course of treatment. Figures in italics indicate the base number of FP17s or Patient Questionnaire responses are less than 100. N/A is shown where the base number of responses is less than 10 during the period. % is calculated as Quantity/Base number*100

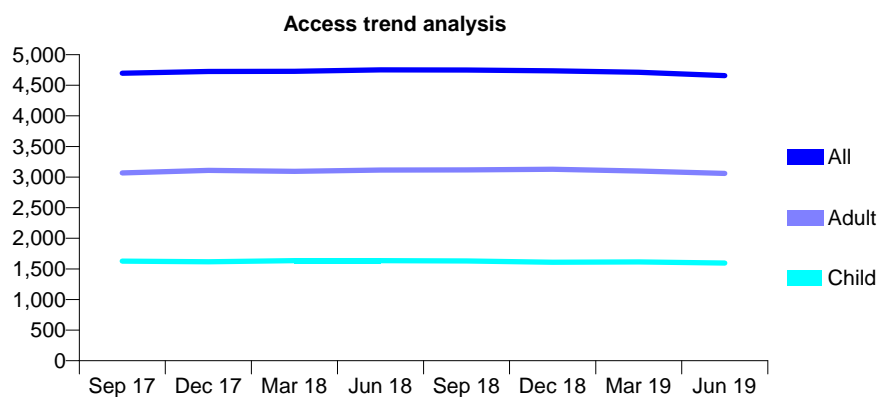
Q70 - Vital Signs At a Glance Contract Report for 110663/0001 - June 2019

Name or company name	Lake Road Dental Practice
Contract type name	GDS Contract
Purpose of contract	General
Contract start date	01/07/2010
Contract end date	

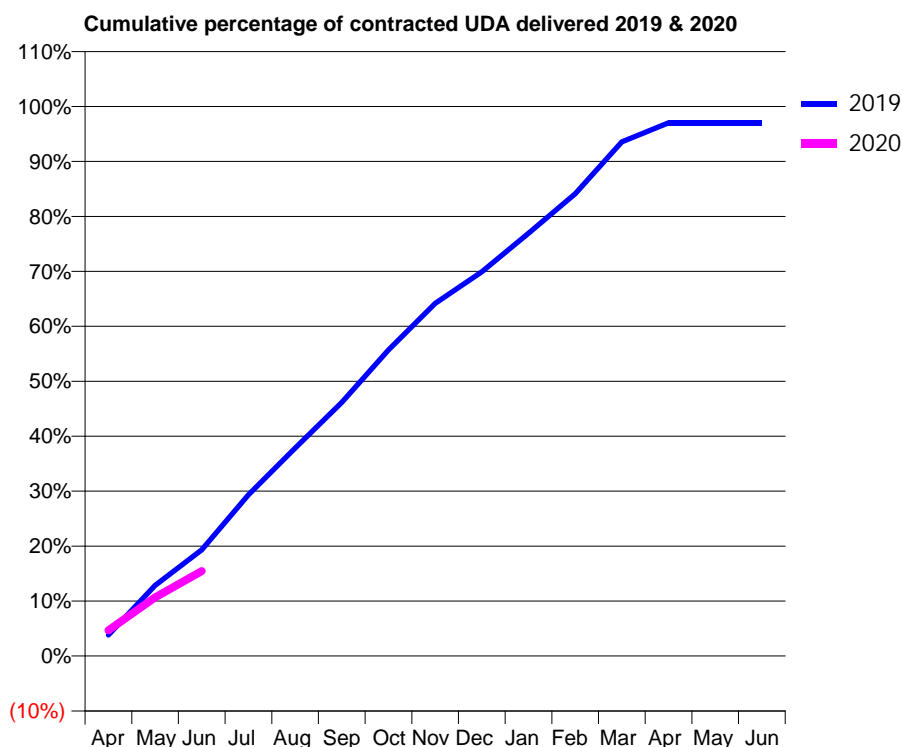
19/20 Contracted general activity (UDA)	17,225
Carry forward general activity (UDA)	0
19/20 Contracted orthodontic activity (UOA)	0
Carry forward orthodontic activity (UOA)	0
Baseline contract value	£487,954.05

ACCESS*

Patients seen in 24 months	Total	Change since previous quarter
Quarter ending June 2018	4,750	
Quarter ending September 2018	4,748	→
Quarter ending December 2018	4,735	→
Quarter ending March 2019	4,713	→
Quarter ending June 2019	4,656	↓
Variance since June 2018	(2.0%)	↓



ACTIVITY



Month	Adjusted Scheduled Activity (UDA)	
	2019	2020
April	656	805
May	2,217	1,840
June	3,329	2,660
July	5,057	
August	6,520	
September	7,947	
October	9,595	
November	11,054	
December	12,042	
January	13,250	
February	14,490	
March	16,117	
April	16,707	
May	16,711	
June	16,713	

QUALITY

	Quantity	Base Number	Contract	AT	Region	England
% of FP17s for the same patient ID Re-attending within 3 months - Children	38	696	5.5%	9.2%	10.6%	11.4%
% of FP17s for the same patient ID Re-attending within 3 months - Adults	121	1,035	11.7%	13.8%	15.2%	15.4%
% of FP17s for the same patient ID Re-attending between 3 & 9 months - Children	540	696	77.6%	62.6%	62.3%	59.8%
% of FP17s for the same patient ID Re-attending between 3 & 9 months - Adults	686	1,035	66.3%	53.4%	53.3%	52.1%
% of FP17s for Band 1 Urgent Courses	182	1,473	12.4%	10.1%	9.7%	9.2%
% of FP17s Relating to Free Repair or Replacements	4	1,473	0.3%	0.6%	0.6%	0.7%
% of FP17s Relating to Continuations	9	1,473	0.6%	0.9%	0.8%	0.8%
% of Patients satisfied with the dentistry they have received	1	1	N/A	93.2%	93.4%	93.4%
% of Patients satisfied with the time they had to wait for an appointment	1	1	N/A	85.6%	86.8%	87.6%

* This is based on patients treated on this contract for their most recent course of treatment. Figures in italics indicate the base number of FP17s or Patient Questionnaire responses are less than 100. N/A is shown where the base number of responses is less than 10 during the period. % is calculated as Quantity/Base number*100

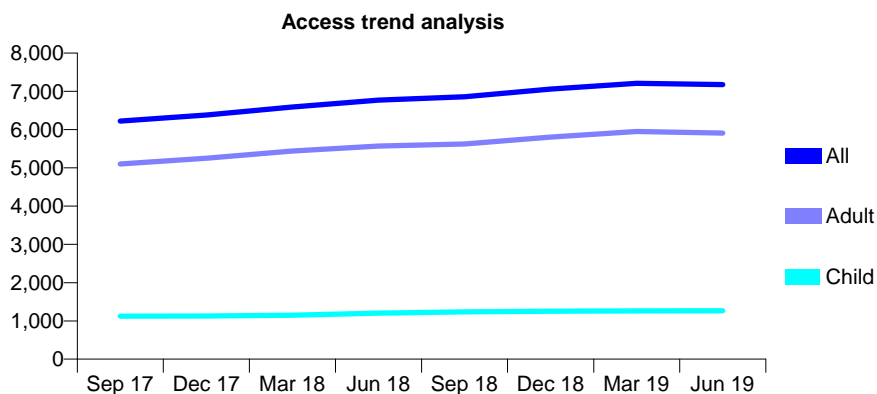
Q70 - Vital Signs At a Glance Contract Report for 110701/0001 - June 2019

Name or company name	Dr H Dhatt
Contract type name	GDS Contract
Purpose of contract	General
Contract start date	01/04/2010
Contract end date	

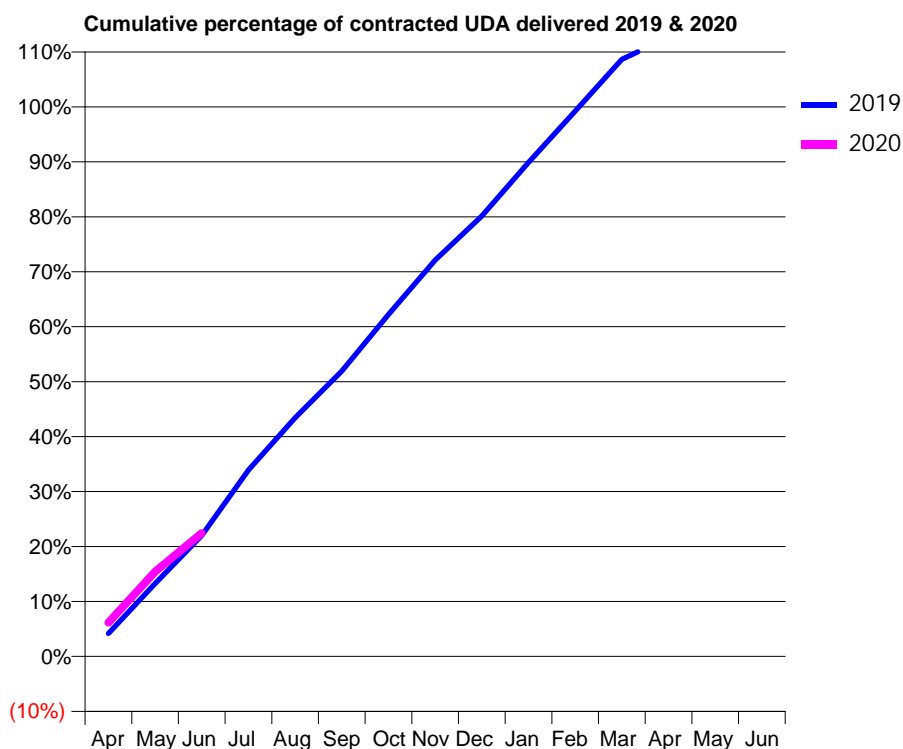
19/20 Contracted general activity (UDA)	18,000
Carry forward general activity (UDA)	0
19/20 Contracted orthodontic activity (UOA)	0
Carry forward orthodontic activity (UOA)	0
Baseline contract value	£484,795.99

ACCESS*

Patients seen in 24 months	Total	Change since previous quarter
Quarter ending June 2018	6,770	
Quarter ending September 2018	6,859	→
Quarter ending December 2018	7,056	↑
Quarter ending March 2019	7,209	↑
Quarter ending June 2019	7,176	→
Variance since June 2018	6.0%	↑



ACTIVITY



Month	2019	2020
April	752	1,109
May	2,389	2,774
June	3,959	4,038
July	6,104	
August	7,816	
September	9,344	
October	11,201	
November	12,983	
December	14,423	
January	16,178	
February	17,861	
March	19,554	
April	20,273	
May	20,285	
June	20,285	

QUALITY

	Quantity	Base Number	Contract	AT	Region	England
% of FP17s for the same patient ID Re-attending within 3 months - Children	27	447	6.0%	9.2%	10.6%	11.4%
% of FP17s for the same patient ID Re-attending within 3 months - Adults	255	1,847	13.8%	13.8%	15.2%	15.4%
% of FP17s for the same patient ID Re-attending between 3 & 9 months - Children	291	447	65.1%	62.6%	62.3%	59.8%
% of FP17s for the same patient ID Re-attending between 3 & 9 months - Adults	1,014	1,847	54.9%	53.4%	53.3%	52.1%
% of FP17s for Band 1 Urgent Courses	263	1,852	14.2%	10.1%	9.7%	9.2%
% of FP17s Relating to Free Repair or Replacements	0	1,852	0.0%	0.6%	0.6%	0.7%
% of FP17s Relating to Continuations	6	1,852	0.3%	0.9%	0.8%	0.8%
% of Patients satisfied with the dentistry they have received	6	6	N/A	93.2%	93.4%	93.4%
% of Patients satisfied with the time they had to wait for an appointment	6	6	N/A	85.6%	86.8%	87.6%

* This is based on patients treated on this contract for their most recent course of treatment. Figures in italics indicate the base number of FP17s or Patient Questionnaire responses are less than 100. N/A is shown where the base number of responses is less than 10 during the period. % is calculated as Quantity/Base number*100

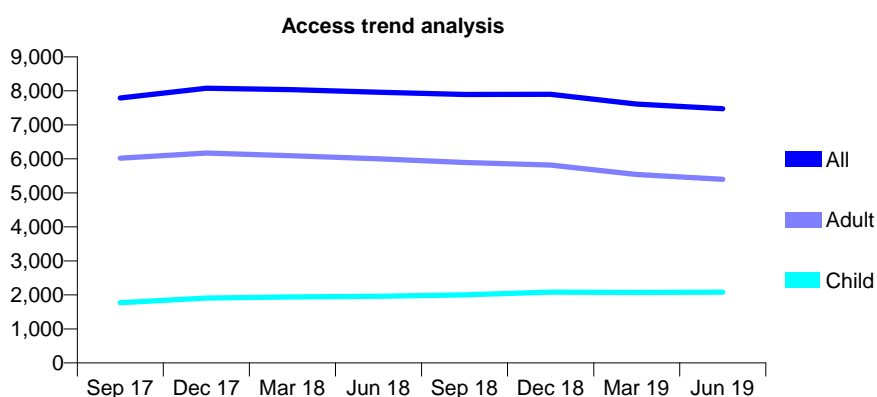
Q70 - Vital Signs At a Glance Contract Report for 112410/0001 - June 2019

Name or company name	Dale Road Oral Care Ltd
Contract type name	GDS Contract
Purpose of contract	General
Contract start date	01/09/2010
Contract end date	

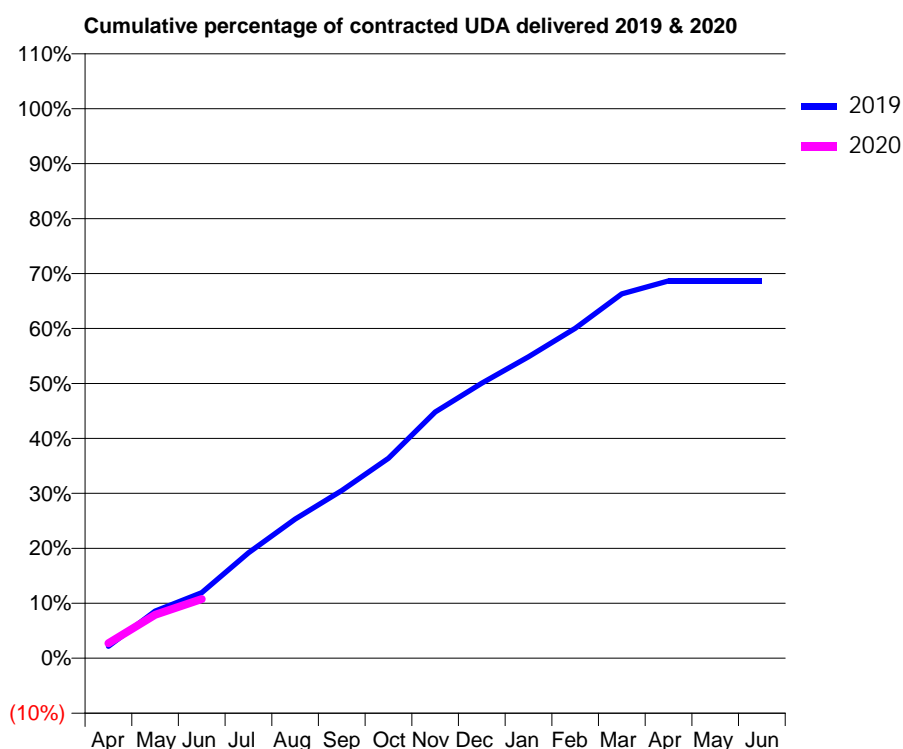
19/20 Contracted general activity (UDA)	30,000
Carry forward general activity (UDA)	0
19/20 Contracted orthodontic activity (UOA)	0
Carry forward orthodontic activity (UOA)	0
Baseline contract value	£729,424.04

ACCESS*

Patients seen in 24 months	Total	Change since previous quarter
Quarter ending June 2018	7,960	
Quarter ending September 2018	7,894	→
Quarter ending December 2018	7,899	→
Quarter ending March 2019	7,611	↓
Quarter ending June 2019	7,477	↓
Variance since June 2018	(6.1%)	↓



ACTIVITY



Month	2019	2020
April	655	822
May	2,573	2,377
June	3,581	3,227
July	5,754	
August	7,595	
September	9,153	
October	10,916	
November	13,440	
December	15,015	
January	16,453	
February	18,017	
March	19,887	
April	20,598	
May	20,597	
June	20,598	

QUALITY

	Quantity	Base Number	Contract	AT	Region	England
% of FP17s for the same patient ID Re-attending within 3 months - Children	57	646	8.8%	9.2%	10.6%	11.4%
% of FP17s for the same patient ID Re-attending within 3 months - Adults	149	1,284	11.6%	13.8%	15.2%	15.4%
% of FP17s for the same patient ID Re-attending between 3 & 9 months - Children	340	646	52.6%	62.6%	62.3%	59.8%
% of FP17s for the same patient ID Re-attending between 3 & 9 months - Adults	671	1,284	52.3%	53.4%	53.3%	52.1%
% of FP17s for Band 1 Urgent Courses	182	1,652	11.0%	10.1%	9.7%	9.2%
% of FP17s Relating to Free Repair or Replacements	8	1,652	0.5%	0.6%	0.6%	0.7%
% of FP17s Relating to Continuations	14	1,652	0.8%	0.9%	0.8%	0.8%
% of Patients satisfied with the dentistry they have received	2	2	N/A	93.2%	93.4%	93.4%
% of Patients satisfied with the time they had to wait for an appointment	2	2	N/A	85.6%	86.8%	87.6%

* This is based on patients treated on this contract for their most recent course of treatment. Figures in italics indicate the base number of FP17s or Patient Questionnaire responses are less than 100. N/A is shown where the base number of responses is less than 10 during the period. % is calculated as Quantity/Base number*100

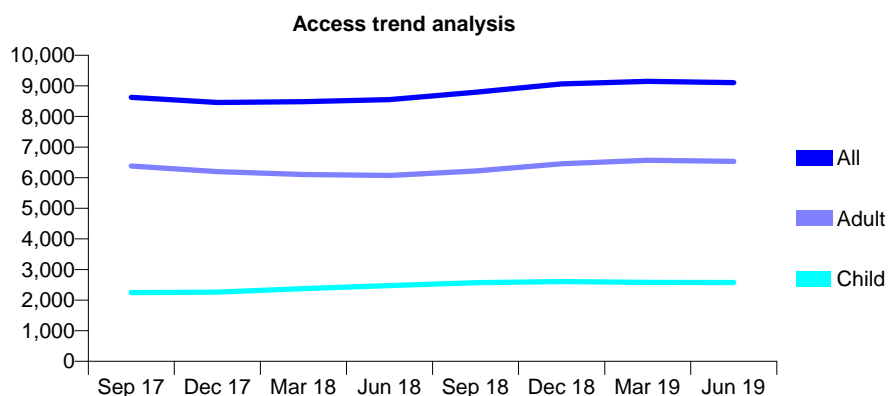
Q70 - Vital Signs At a Glance Contract Report for 112488/0004 - June 2019

Name or company name	Integrated Dental Holdings
Contract type name	GDS Contract
Purpose of contract	General
Contract start date	01/01/2009
Contract end date	

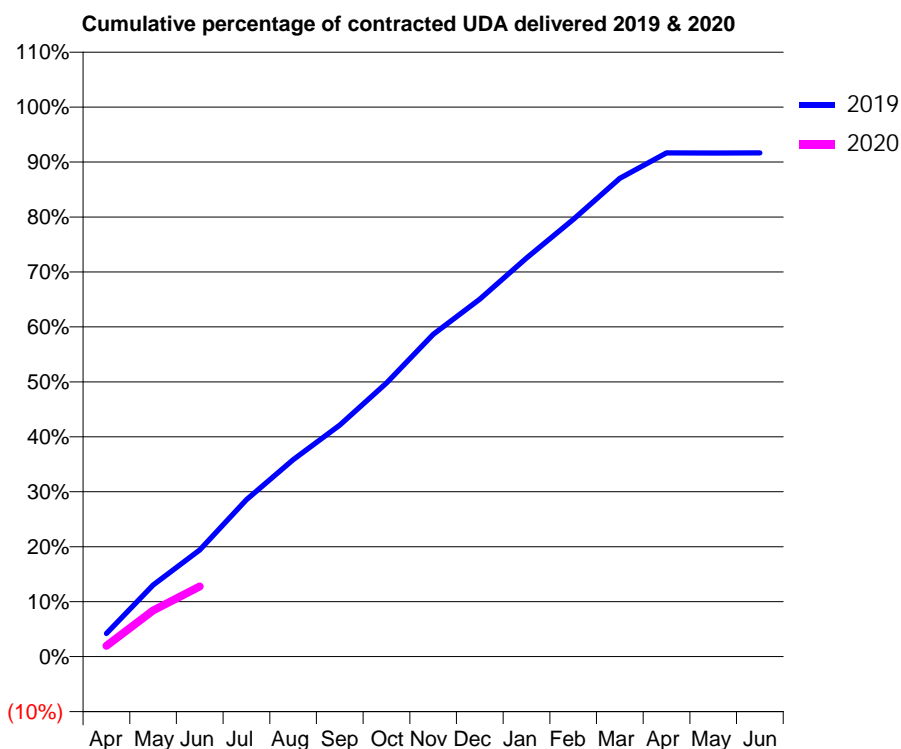
19/20 Contracted general activity (UDA)	29,968
Carry forward general activity (UDA)	0
19/20 Contracted orthodontic activity (UOA)	0
Carry forward orthodontic activity (UOA)	0
Baseline contract value	£711,619.24

ACCESS*

Patients seen in 24 months	Total	Change since previous quarter
Quarter ending June 2018	8,550	
Quarter ending September 2018	8,790	↑
Quarter ending December 2018	9,064	↑
Quarter ending March 2019	9,149	→
Quarter ending June 2019	9,104	→
Variance since June 2018	6.5%	↑



ACTIVITY



Month	Adjusted Scheduled Activity (UDA)	
	2019	2020
April	1,264	591
May	3,909	2,522
June	5,820	3,829
July	8,554	
August	10,734	
September	12,623	
October	14,918	
November	17,571	
December	19,490	
January	21,735	
February	23,844	
March	26,080	
April	27,468	
May	27,464	
June	27,469	

QUALITY

	Quantity	Base Number	Contract	AT	Region	England
% of FP17s for the same patient ID Re-attending within 3 months - Children	39	727	5.4%	9.2%	10.6%	11.4%
% of FP17s for the same patient ID Re-attending within 3 months - Adults	186	1,605	11.6%	13.8%	15.2%	15.4%
% of FP17s for the same patient ID Re-attending between 3 & 9 months - Children	416	727	57.2%	62.6%	62.3%	59.8%
% of FP17s for the same patient ID Re-attending between 3 & 9 months - Adults	801	1,605	49.9%	53.4%	53.3%	52.1%
% of FP17s for Band 1 Urgent Courses	166	1,751	9.5%	10.1%	9.7%	9.2%
% of FP17s Relating to Free Repair or Replacements	7	1,751	0.4%	0.6%	0.6%	0.7%
% of FP17s Relating to Continuations	1	1,751	0.1%	0.9%	0.8%	0.8%
% of Patients satisfied with the dentistry they have received	2	2	N/A	93.2%	93.4%	93.4%
% of Patients satisfied with the time they had to wait for an appointment	2	2	N/A	85.6%	86.8%	87.6%

* This is based on patients treated on this contract for their most recent course of treatment. Figures in italics indicate the base number of FP17s or Patient Questionnaire responses are less than 100. N/A is shown where the base number of responses is less than 10 during the period. % is calculated as Quantity/Base number*100

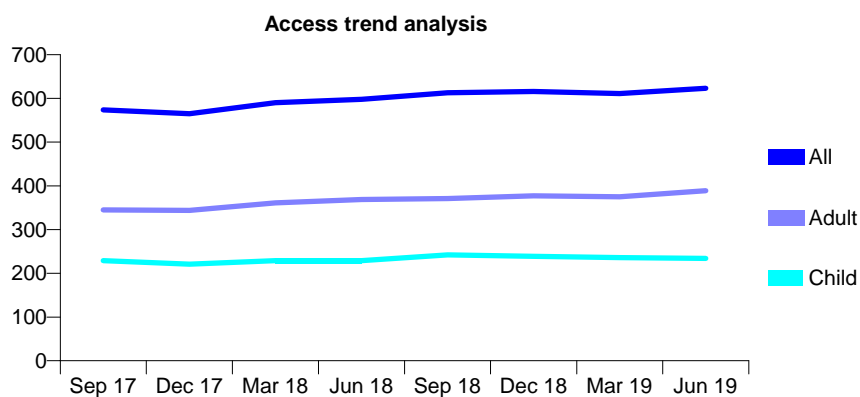
Q70 - Vital Signs At a Glance Contract Report for 112593/0001 - June 2019

Name or company name	Mrs T C Martin
Contract type name	GDS Contract
Purpose of contract	General
Contract start date	01/01/2012
Contract end date	

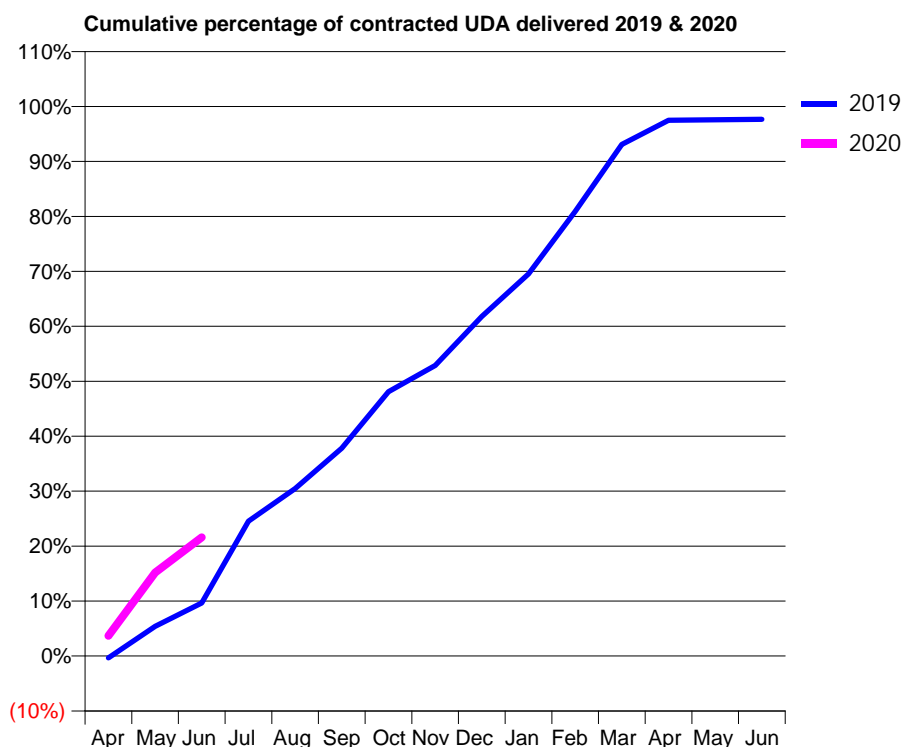
19/20 Contracted general activity (UDA)	1,407
Carry forward general activity (UDA)	0
19/20 Contracted orthodontic activity (UOA)	0
Carry forward orthodontic activity (UOA)	0
Baseline contract value	£35,938.69

ACCESS*

Patients seen in 24 months	Total	Change since previous quarter
Quarter ending June 2018	598	
Quarter ending September 2018	613	↑
Quarter ending December 2018	616	→
Quarter ending March 2019	611	→
Quarter ending June 2019	623	→
Variance since June 2018	4.2%	↑



ACTIVITY



Month	Adjusted Scheduled Activity (UDA)	
	2019	2020
April	-5	52
May	76	213
June	136	304
July	345	
August	429	
September	532	
October	677	
November	744	
December	869	
January	978	
February	1,138	
March	1,310	
April	1,372	
May	1,373	
June	1,374	

QUALITY

	Quantity	Base Number	Contract	AT	Region	England
% of FP17s for the same patient ID Re-attending within 3 months - Children	7	94	7.4%	9.2%	10.6%	11.4%
% of FP17s for the same patient ID Re-attending within 3 months - Adults	14	125	11.2%	13.8%	15.2%	15.4%
% of FP17s for the same patient ID Re-attending between 3 & 9 months - Children	53	94	56.4%	62.6%	62.3%	59.8%
% of FP17s for the same patient ID Re-attending between 3 & 9 months - Adults	81	125	64.8%	53.4%	53.3%	52.1%
% of FP17s for Band 1 Urgent Courses	3	176	1.7%	10.1%	9.7%	9.2%
% of FP17s Relating to Free Repair or Replacements	1	176	0.6%	0.6%	0.6%	0.7%
% of FP17s Relating to Continuations	0	176	0.0%	0.9%	0.8%	0.8%
% of Patients satisfied with the dentistry they have received	0	0	N/A	93.2%	93.4%	93.4%
% of Patients satisfied with the time they had to wait for an appointment	0	0	N/A	85.6%	86.8%	87.6%

* This is based on patients treated on this contract for their most recent course of treatment. Figures in italics indicate the base number of FP17s or Patient Questionnaire responses are less than 100. N/A is shown where the base number of responses is less than 10 during the period. % is calculated as Quantity/Base number*100

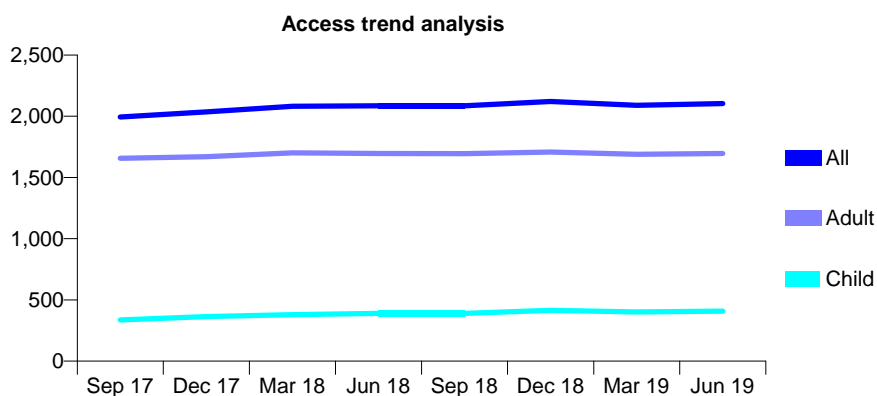
Q70 - Vital Signs At a Glance Contract Report for 112690/0001 - June 2019

Name or company name	The Grove Dental Practice
Contract type name	GDS Contract
Purpose of contract	General
Contract start date	28/03/2014
Contract end date	

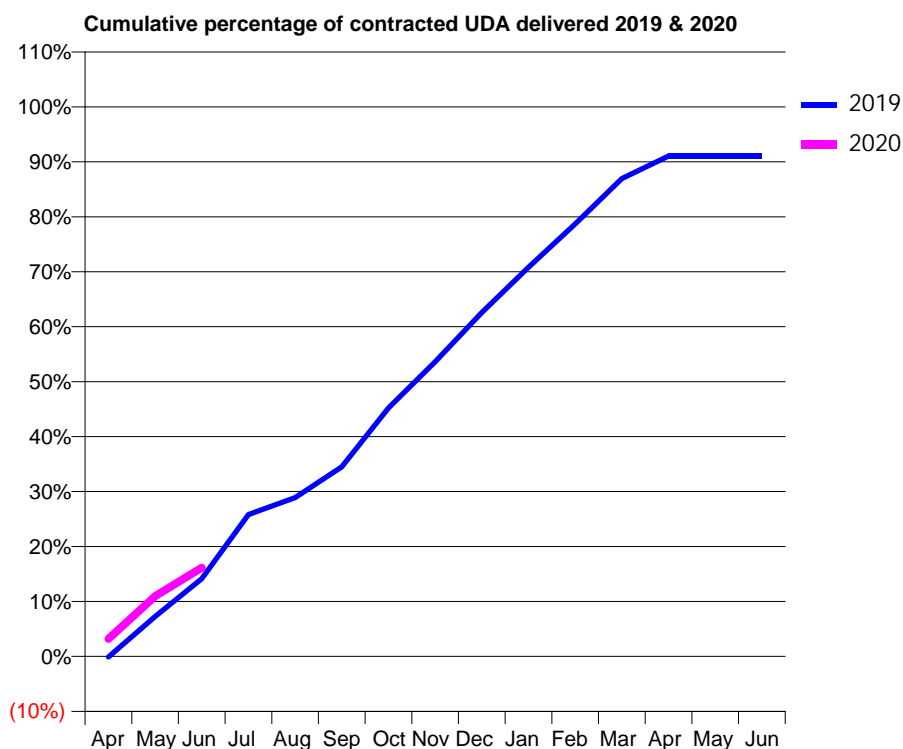
19/20 Contracted general activity (UDA)	5,028
Carry forward general activity (UDA)	0
19/20 Contracted orthodontic activity (UOA)	0
Carry forward orthodontic activity (UOA)	0
Baseline contract value	£119,677.83

ACCESS*

Patients seen in 24 months	Total	Change since previous quarter
Quarter ending June 2018	2,086	
Quarter ending September 2018	2,085	→
Quarter ending December 2018	2,121	→
Quarter ending March 2019	2,090	↓
Quarter ending June 2019	2,104	→
Variance since June 2018	0.9%	→



ACTIVITY



Month	2019	2020
April	-6	161
May	365	551
June	711	812
July	1,298	
August	1,453	
September	1,734	
October	2,273	
November	2,695	
December	3,146	
January	3,560	
February	3,958	
March	4,371	
April	4,578	
May	4,577	
June	4,577	

QUALITY

	Quantity	Base Number	Contract	AT	Region	England
% of FP17s for the same patient ID Re-attending within 3 months - Children	3	138	2.2%	9.2%	10.6%	11.4%
% of FP17s for the same patient ID Re-attending within 3 months - Adults	66	515	12.8%	13.8%	15.2%	15.4%
% of FP17s for the same patient ID Re-attending between 3 & 9 months - Children	97	138	70.3%	62.6%	62.3%	59.8%
% of FP17s for the same patient ID Re-attending between 3 & 9 months - Adults	301	515	58.4%	53.4%	53.3%	52.1%
% of FP17s for Band 1 Urgent Courses	78	552	14.1%	10.1%	9.7%	9.2%
% of FP17s Relating to Free Repair or Replacements	0	552	0.0%	0.6%	0.6%	0.7%
% of FP17s Relating to Continuations	0	552	0.0%	0.9%	0.8%	0.8%
% of Patients satisfied with the dentistry they have received	1	1	N/A	93.2%	93.4%	93.4%
% of Patients satisfied with the time they had to wait for an appointment	1	1	N/A	85.6%	86.8%	87.6%

* This is based on patients treated on this contract for their most recent course of treatment. Figures in italics indicate the base number of FP17s or Patient Questionnaire responses are less than 100. N/A is shown where the base number of responses is less than 10 during the period. % is calculated as Quantity/Base number*100

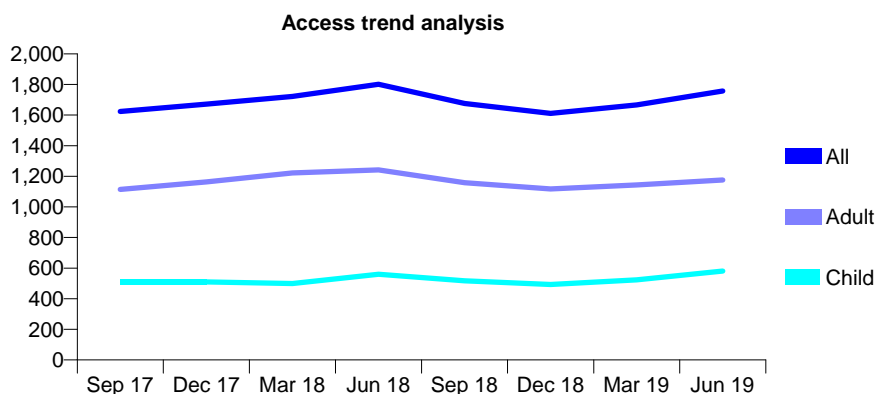
Q70 - Vital Signs At a Glance Contract Report for 112844/0001 - June 2019

Name or company name	Tadley Dental Care
Contract type name	GDS Contract
Purpose of contract	General
Contract start date	09/03/2012
Contract end date	

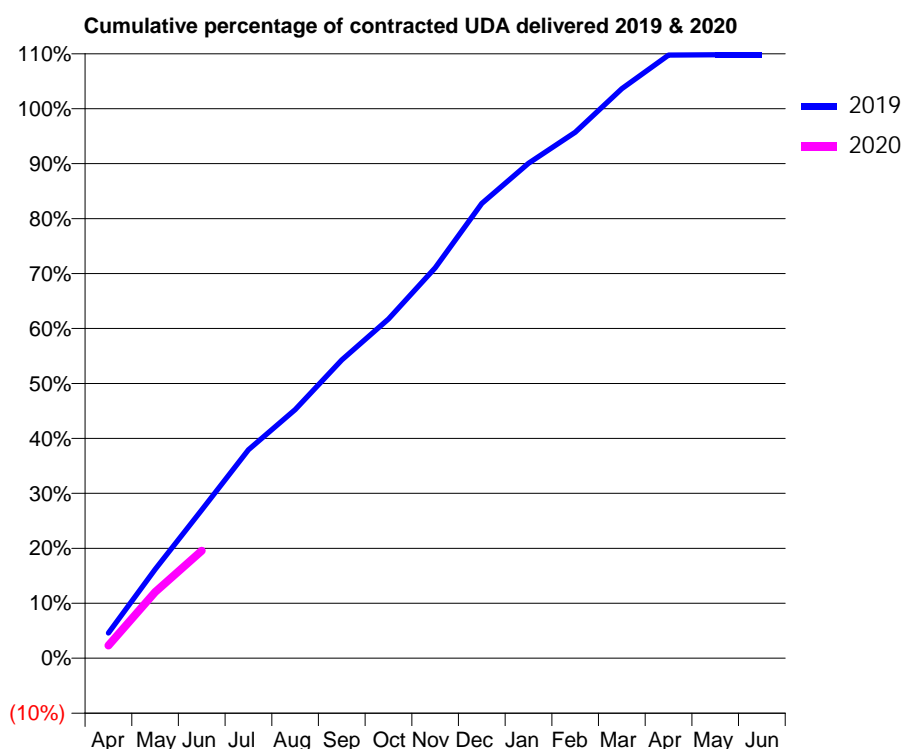
19/20 Contracted general activity (UDA)	4,130
Carry forward general activity (UDA)	0
19/20 Contracted orthodontic activity (UOA)	0
Carry forward orthodontic activity (UOA)	0
Baseline contract value	£111,271.19

ACCESS*

Patients seen in 24 months	Total	Change since previous quarter
Quarter ending June 2018	1,802	
Quarter ending September 2018	1,675	↓
Quarter ending December 2018	1,611	↓
Quarter ending March 2019	1,667	↑
Quarter ending June 2019	1,757	↑
Variance since June 2018	(2.5%)	↓



ACTIVITY



Month	2019	2020
April	190	96
May	668	498
June	1,115	808
July	1,567	
August	1,869	
September	2,242	
October	2,549	
November	2,934	
December	3,417	
January	3,720	
February	3,953	
March	4,280	
April	4,533	
May	4,535	
June	4,535	

QUALITY

	Quantity	Base Number	Contract	AT	Region	England
% of FP17s for the same patient ID Re-attending within 3 months - Children	6	254	2.4%	9.2%	10.6%	11.4%
% of FP17s for the same patient ID Re-attending within 3 months - Adults	25	452	5.5%	13.8%	15.2%	15.4%
% of FP17s for the same patient ID Re-attending between 3 & 9 months - Children	51	254	20.1%	62.6%	62.3%	59.8%
% of FP17s for the same patient ID Re-attending between 3 & 9 months - Adults	110	452	24.3%	53.4%	53.3%	52.1%
% of FP17s for Band 1 Urgent Courses	22	550	4.0%	10.1%	9.7%	9.2%
% of FP17s Relating to Free Repair or Replacements	4	550	0.7%	0.6%	0.6%	0.7%
% of FP17s Relating to Continuations	1	550	0.2%	0.9%	0.8%	0.8%
% of Patients satisfied with the dentistry they have received	0	0	N/A	93.2%	93.4%	93.4%
% of Patients satisfied with the time they had to wait for an appointment	0	0	N/A	85.6%	86.8%	87.6%

* This is based on patients treated on this contract for their most recent course of treatment.

Figures in italics indicate the base number of FP17s or Patient Questionnaire responses are less than 100. N/A is shown where the base number of responses is less than 10 during the period. % is calculated as Quantity/Base number*100

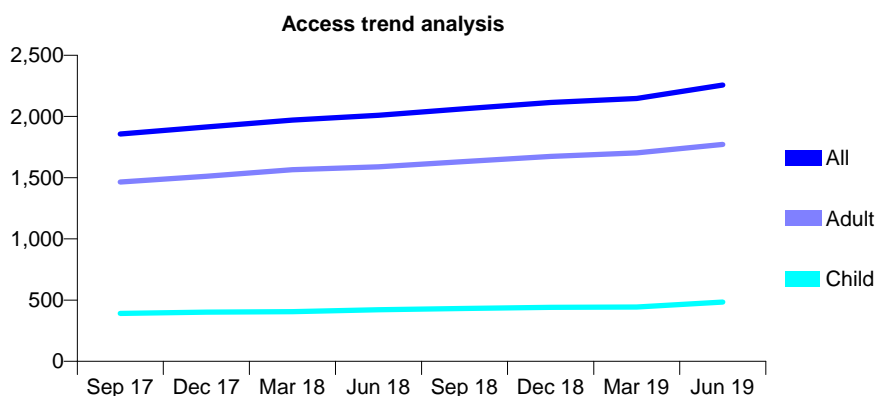
Q70 - Vital Signs At a Glance Contract Report for 115304/0001 - June 2019

Name or company name	Ms A Modarresi-Tehrani
Contract type name	GDS Contract
Purpose of contract	General
Contract start date	10/08/2012
Contract end date	

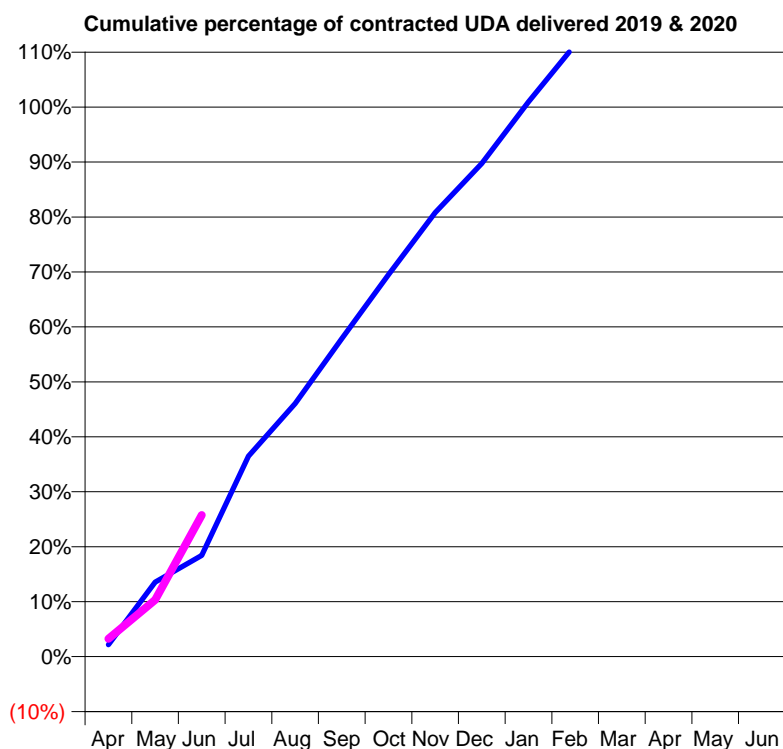
19/20 Contracted general activity (UDA)	4,462
Carry forward general activity (UDA)	0
19/20 Contracted orthodontic activity (UOA)	0
Carry forward orthodontic activity (UOA)	0
Baseline contract value	£121,140.58

ACCESS*

Patients seen in 24 months	Total	Change since previous quarter
Quarter ending June 2018	2,010	
Quarter ending September 2018	2,064	↑
Quarter ending December 2018	2,115	↑
Quarter ending March 2019	2,147	→
Quarter ending June 2019	2,256	↑
Variance since June 2018	12.2%	↑



ACTIVITY



Month	Adjusted Scheduled Activity (UDA)	
	2019	2020
April	97	144
May	605	461
June	823	1,149
July	1,628	
August	2,055	
September	2,581	
October	3,101	
November	3,605	
December	4,003	
January	4,505	
February	4,968	
March	5,532	
April	5,671	
May	5,671	
June	5,672	

QUALITY

	Quantity	Base Number	Contract	AT	Region	England
% of FP17s for the same patient ID Re-attending within 3 months - Children	6	131	4.6%	9.2%	10.6%	11.4%
% of FP17s for the same patient ID Re-attending within 3 months - Adults	51	501	10.2%	13.8%	15.2%	15.4%
% of FP17s for the same patient ID Re-attending between 3 & 9 months - Children	61	131	46.6%	62.6%	62.3%	59.8%
% of FP17s for the same patient ID Re-attending between 3 & 9 months - Adults	265	501	52.9%	53.4%	53.3%	52.1%
% of FP17s for Band 1 Urgent Courses	26	549	4.7%	10.1%	9.7%	9.2%
% of FP17s Relating to Free Repair or Replacements	0	549	0.0%	0.6%	0.6%	0.7%
% of FP17s Relating to Continuations	0	549	0.0%	0.9%	0.8%	0.8%
% of Patients satisfied with the dentistry they have received	0	0	N/A	93.2%	93.4%	93.4%
% of Patients satisfied with the time they had to wait for an appointment	0	0	N/A	85.6%	86.8%	87.6%

* This is based on patients treated on this contract for their most recent course of treatment. Figures in italics indicate the base number of FP17s or Patient Questionnaire responses are less than 100. N/A is shown where the base number of responses is less than 10 during the period. % is calculated as Quantity/Base number*100

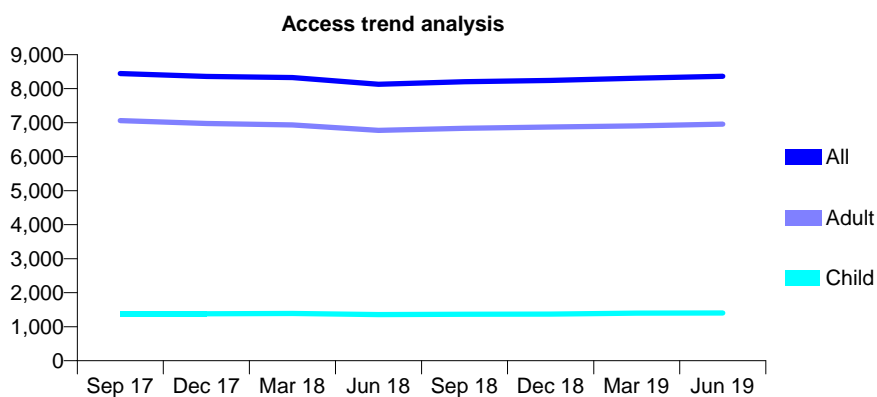
Q70 - Vital Signs At a Glance Contract Report for 115363/0001 - June 2019

Name or company name	Holmoak Dental Practice
Contract type name	GDS Contract
Purpose of contract	General
Contract start date	01/04/2009
Contract end date	

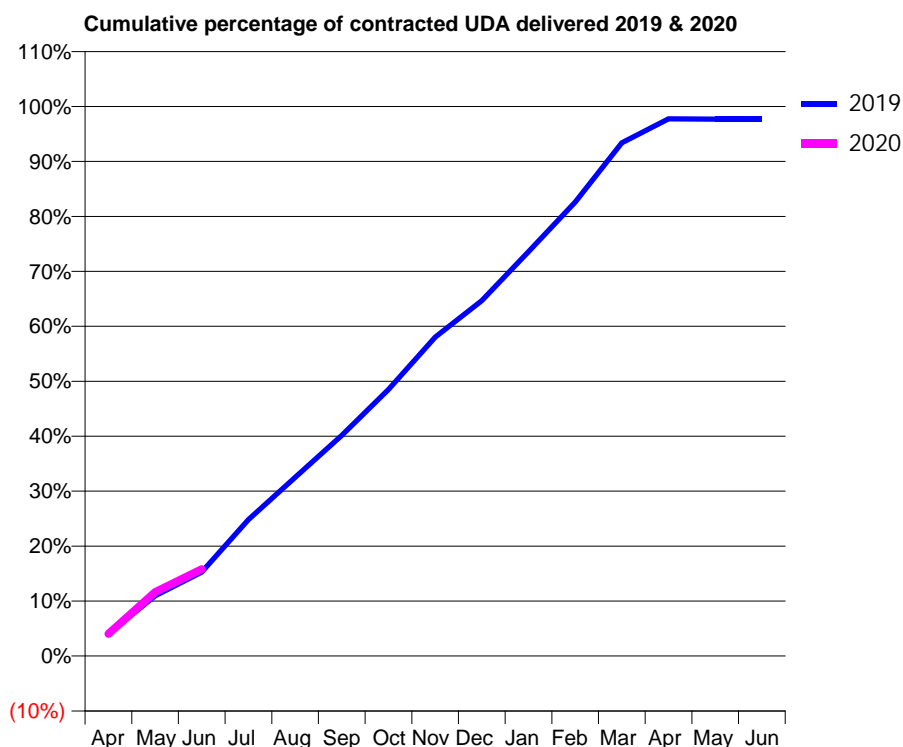
19/20 Contracted general activity (UDA)	28,000
Carry forward general activity (UDA)	0
19/20 Contracted orthodontic activity (UOA)	0
Carry forward orthodontic activity (UOA)	0
Baseline contract value	£745,715.81

ACCESS*

Patients seen in 24 months	Total	Change since previous quarter
Quarter ending June 2018	8,132	
Quarter ending September 2018	8,206	→
Quarter ending December 2018	8,241	→
Quarter ending March 2019	8,308	→
Quarter ending June 2019	8,364	→
Variance since June 2018	2.9%	↑



ACTIVITY



Month	Adjusted Scheduled Activity (UDA)	
	2019	2020
April	1,132	1,135
May	3,068	3,255
June	4,274	4,428
July	6,955	
August	9,099	
September	11,244	
October	13,580	
November	16,250	
December	18,102	
January	20,596	
February	23,130	
March	26,151	
April	27,365	
May	27,353	
June	27,354	

QUALITY

	Quantity	Base Number	Contract	AT	Region	England
% of FP17s for the same patient ID Re-attending within 3 months - Children	42	442	9.5%	9.2%	10.6%	11.4%
% of FP17s for the same patient ID Re-attending within 3 months - Adults	367	2,241	16.4%	13.8%	15.2%	15.4%
% of FP17s for the same patient ID Re-attending between 3 & 9 months - Children	275	442	62.2%	62.6%	62.3%	59.8%
% of FP17s for the same patient ID Re-attending between 3 & 9 months - Adults	1,311	2,241	58.5%	53.4%	53.3%	52.1%
% of FP17s for Band 1 Urgent Courses	247	2,172	11.4%	10.1%	9.7%	9.2%
% of FP17s Relating to Free Repair or Replacements	16	2,172	0.7%	0.6%	0.6%	0.7%
% of FP17s Relating to Continuations	33	2,172	1.5%	0.9%	0.8%	0.8%
% of Patients satisfied with the dentistry they have received	4	4	N/A	93.2%	93.4%	93.4%
% of Patients satisfied with the time they had to wait for an appointment	4	4	N/A	85.6%	86.8%	87.6%

* This is based on patients treated on this contract for their most recent course of treatment. Figures in italics indicate the base number of FP17s or Patient Questionnaire responses are less than 100. N/A is shown where the base number of responses is less than 10 during the period. % is calculated as Quantity/Base number*100

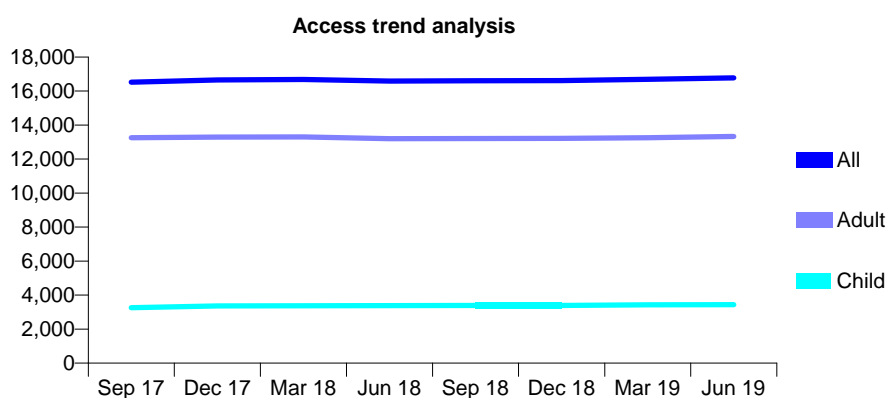
Q70 - Vital Signs At a Glance Contract Report for 116718/0001 - June 2019

Name or company name	St James Dental Partnership
Contract type name	Pilot Contract
Purpose of contract	General and Orthodontic
Contract start date	01/01/2011
Contract end date	

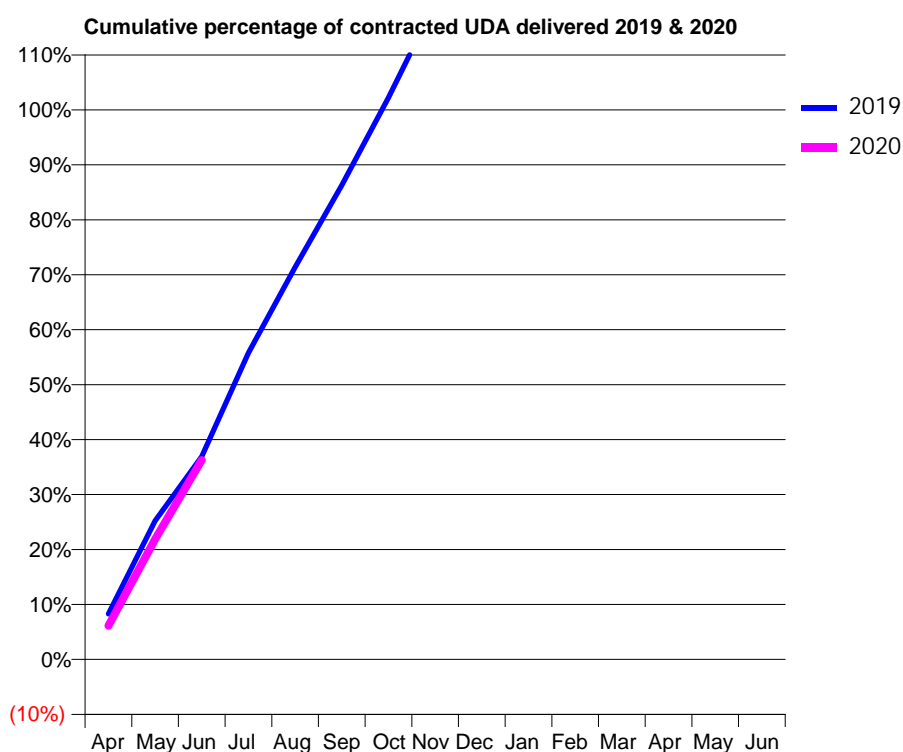
19/20 Contracted general activity (UDA)	21,572
Carry forward general activity (UDA)	0
19/20 Contracted orthodontic activity (UOA)	0
Carry forward orthodontic activity (UOA)	0
Baseline contract value	£1,908,767.73

ACCESS*

Patients seen in 24 months	Total	Change since previous quarter
Quarter ending June 2018	16,582	
Quarter ending September 2018	16,606	→
Quarter ending December 2018	16,615	→
Quarter ending March 2019	16,693	→
Quarter ending June 2019	16,771	→
Variance since June 2018	1.1%	→



ACTIVITY



Month	2019	2020
April	1,787	1,320
May	5,444	4,718
June	7,966	7,824
July	12,034	
August	15,405	
September	18,612	
October	22,051	
November	25,746	
December	28,485	
January	31,900	
February	35,134	
March	38,834	
April	40,111	
May	40,118	
June	40,121	

QUALITY

	Quantity	Base Number	Contract	AT	Region	England
% of FP17s for the same patient ID Re-attending within 3 months - Children	39	1,137	3.4%	9.2%	10.6%	11.4%
% of FP17s for the same patient ID Re-attending within 3 months - Adults	399	3,303	12.1%	13.8%	15.2%	15.4%
% of FP17s for the same patient ID Re-attending between 3 & 9 months - Children	714	1,137	62.8%	62.6%	62.3%	59.8%
% of FP17s for the same patient ID Re-attending between 3 & 9 months - Adults	1,185	3,303	35.9%	53.4%	53.3%	52.1%
% of FP17s for Band 1 Urgent Courses	2	3,788	0.1%	10.1%	9.7%	9.2%
% of FP17s Relating to Free Repair or Replacements	19	3,788	0.5%	0.6%	0.6%	0.7%
% of FP17s Relating to Continuations	156	3,788	4.1%	0.9%	0.8%	0.8%
% of Patients satisfied with the dentistry they have received	6	7	N/A	93.2%	93.4%	93.4%
% of Patients satisfied with the time they had to wait for an appointment	7	7	N/A	85.6%	86.8%	87.6%

* This is based on patients treated on this contract for their most recent course of treatment. Figures in italics indicate the base number of FP17s or Patient Questionnaire responses are less than 100. N/A is shown where the base number of responses is less than 10 during the period. % is calculated as Quantity/Base number*100

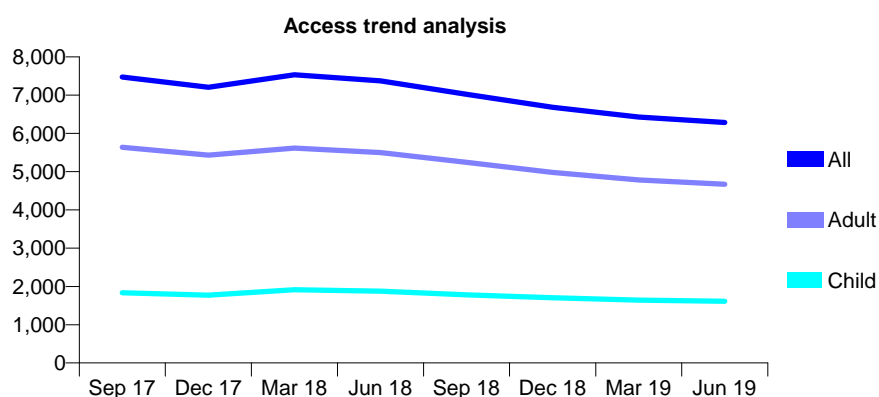
Q70 - Vital Signs At a Glance Contract Report for 118060/0025 - June 2019

Name or company name	Genix Healthcare Ltd
Contract type name	GDS Contract
Purpose of contract	General
Contract start date	24/01/2011
Contract end date	

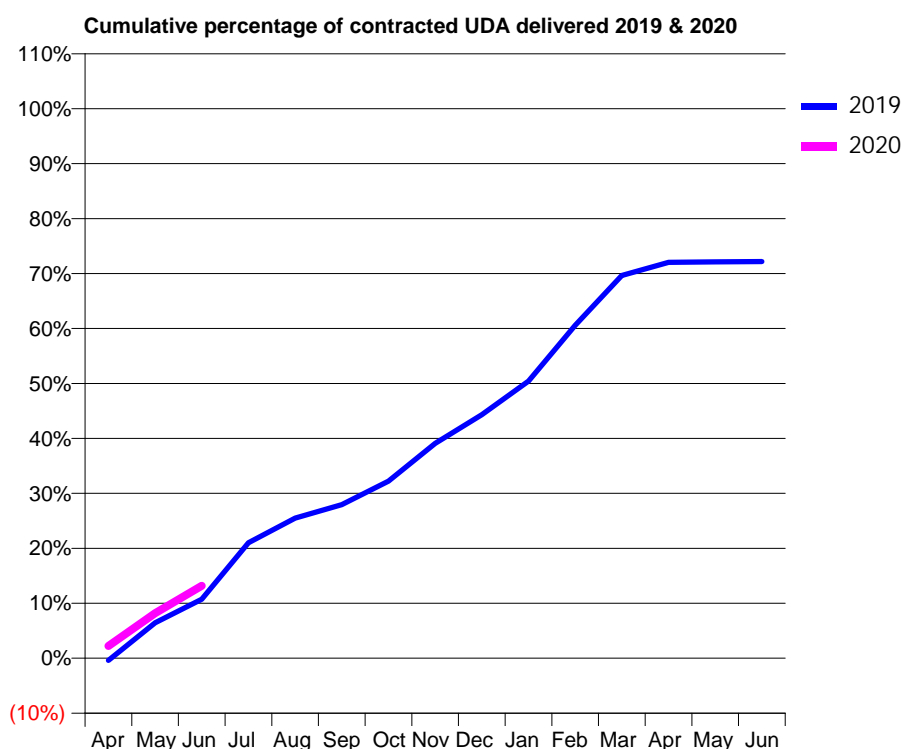
19/20 Contracted general activity (UDA)	21,000
Carry forward general activity (UDA)	0
19/20 Contracted orthodontic activity (UOA)	0
Carry forward orthodontic activity (UOA)	0
Baseline contract value	£542,952.28

ACCESS*

Patients seen in 24 months	Total	Change since previous quarter
Quarter ending June 2018	7,375	
Quarter ending September 2018	7,023	↓
Quarter ending December 2018	6,683	↓
Quarter ending March 2019	6,426	↓
Quarter ending June 2019	6,282	↓
Variance since June 2018	(14.8%)	↓



ACTIVITY



Adjusted Scheduled Activity (UDA)		
Month	2019	2020
April	-92	473
May	1,356	1,727
June	2,254	2,771
July	4,412	
August	5,356	
September	5,867	
October	6,767	
November	8,211	
December	9,310	
January	10,591	
February	12,723	
March	14,622	
April	15,127	
May	15,147	
June	15,158	

QUALITY

	Quantity	Base Number	Contract	AT	Region	England
% of FP17s for the same patient ID Re-attending within 3 months - Children	22	429	5.1%	9.2%	10.6%	11.4%
% of FP17s for the same patient ID Re-attending within 3 months - Adults	132	1,221	10.8%	13.8%	15.2%	15.4%
% of FP17s for the same patient ID Re-attending between 3 & 9 months - Children	217	429	50.6%	62.6%	62.3%	59.8%
% of FP17s for the same patient ID Re-attending between 3 & 9 months - Adults	622	1,221	50.9%	53.4%	53.3%	52.1%
% of FP17s for Band 1 Urgent Courses	113	1,412	8.0%	10.1%	9.7%	9.2%
% of FP17s Relating to Free Repair or Replacements	2	1,412	0.1%	0.6%	0.6%	0.7%
% of FP17s Relating to Continuations	0	1,412	0.0%	0.9%	0.8%	0.8%
% of Patients satisfied with the dentistry they have received	3	3	N/A	93.2%	93.4%	93.4%
% of Patients satisfied with the time they had to wait for an appointment	3	3	N/A	85.6%	86.8%	87.6%

* This is based on patients treated on this contract for their most recent course of treatment.

Figures in italics indicate the base number of FP17s or Patient Questionnaire responses are less than 100. N/A is shown where the base number of responses is less than 10 during the period. % is calculated as Quantity/Base number*100

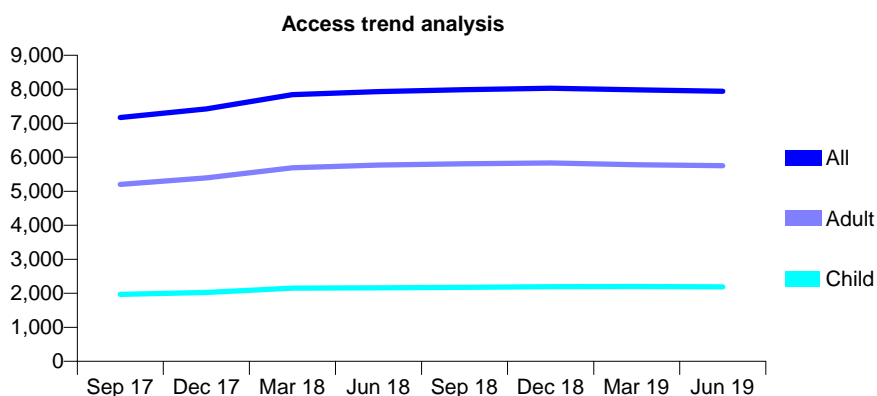
Q70 - Vital Signs At a Glance Contract Report for 118060/0026 - June 2019

Name or company name	Genix Healthcare Ltd
Contract type name	GDS Contract
Purpose of contract	General
Contract start date	01/04/2011
Contract end date	

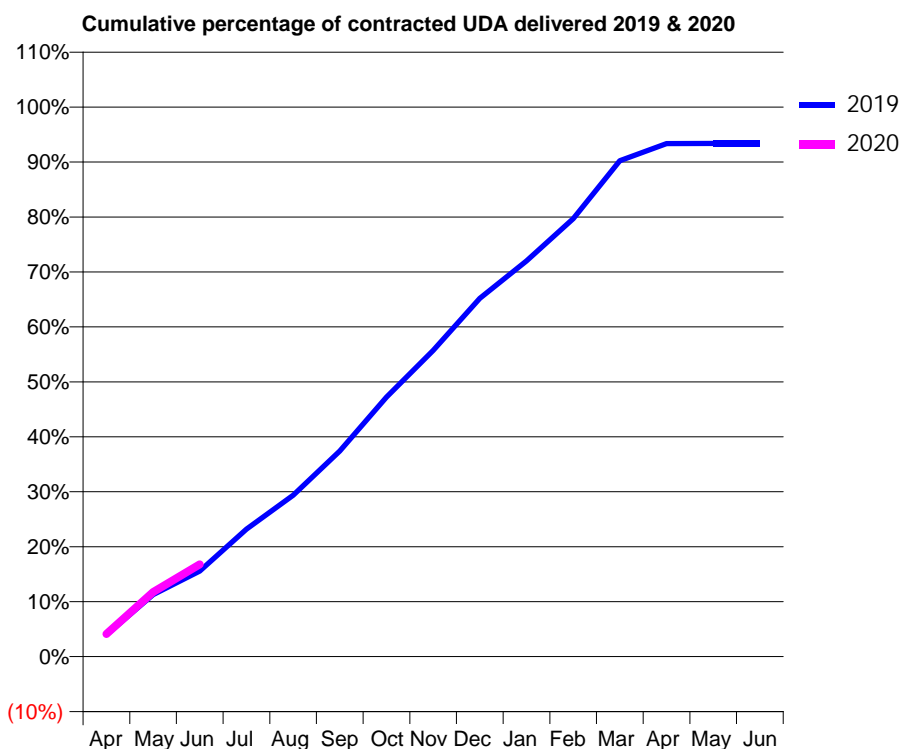
19/20 Contracted general activity (UDA)	21,000
Carry forward general activity (UDA)	0
19/20 Contracted orthodontic activity (UOA)	0
Carry forward orthodontic activity (UOA)	0
Baseline contract value	£542,952.28

ACCESS*

Patients seen in 24 months	Total	Change since previous quarter
Quarter ending June 2018	7,931	
Quarter ending September 2018	7,985	→
Quarter ending December 2018	8,029	→
Quarter ending March 2019	7,981	→
Quarter ending June 2019	7,939	→
Variance since June 2018	0.1%	→



ACTIVITY



Month	Adjusted Scheduled Activity (UDA)	
	2019	2020
April	837	865
May	2,370	2,469
June	3,271	3,529
July	4,875	
August	6,168	
September	7,855	
October	9,920	
November	11,701	
December	13,693	
January	15,124	
February	16,736	
March	18,950	
April	19,601	
May	19,608	
June	19,614	

QUALITY

	Quantity	Base Number	Contract	AT	Region	England
% of FP17s for the same patient ID Re-attending within 3 months - Children	25	710	3.5%	9.2%	10.6%	11.4%
% of FP17s for the same patient ID Re-attending within 3 months - Adults	159	1,615	9.8%	13.8%	15.2%	15.4%
% of FP17s for the same patient ID Re-attending between 3 & 9 months - Children	480	710	67.6%	62.6%	62.3%	59.8%
% of FP17s for the same patient ID Re-attending between 3 & 9 months - Adults	891	1,615	55.2%	53.4%	53.3%	52.1%
% of FP17s for Band 1 Urgent Courses	185	1,984	9.3%	10.1%	9.7%	9.2%
% of FP17s Relating to Free Repair or Replacements	9	1,984	0.5%	0.6%	0.6%	0.7%
% of FP17s Relating to Continuations	5	1,984	0.3%	0.9%	0.8%	0.8%
% of Patients satisfied with the dentistry they have received	2	2	N/A	93.2%	93.4%	93.4%
% of Patients satisfied with the time they had to wait for an appointment	1	2	N/A	85.6%	86.8%	87.6%

* This is based on patients treated on this contract for their most recent course of treatment. Figures in italics indicate the base number of FP17s or Patient Questionnaire responses are less than 100. N/A is shown where the base number of responses is less than 10 during the period. % is calculated as Quantity/Base number*100

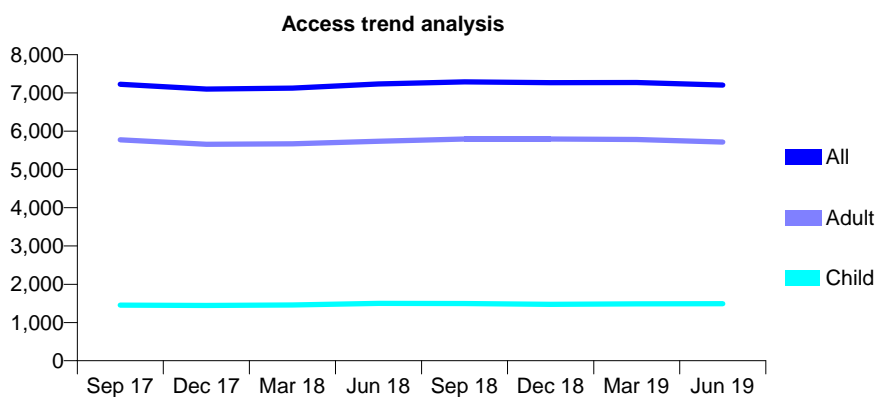
Q70 - Vital Signs At a Glance Contract Report for 118133/0001 - June 2019

Name or company name	Mrs P Oghabi Sajjadi & Ms P Soltani
Contract type name	GDS Contract
Purpose of contract	General
Contract start date	01/11/2010
Contract end date	

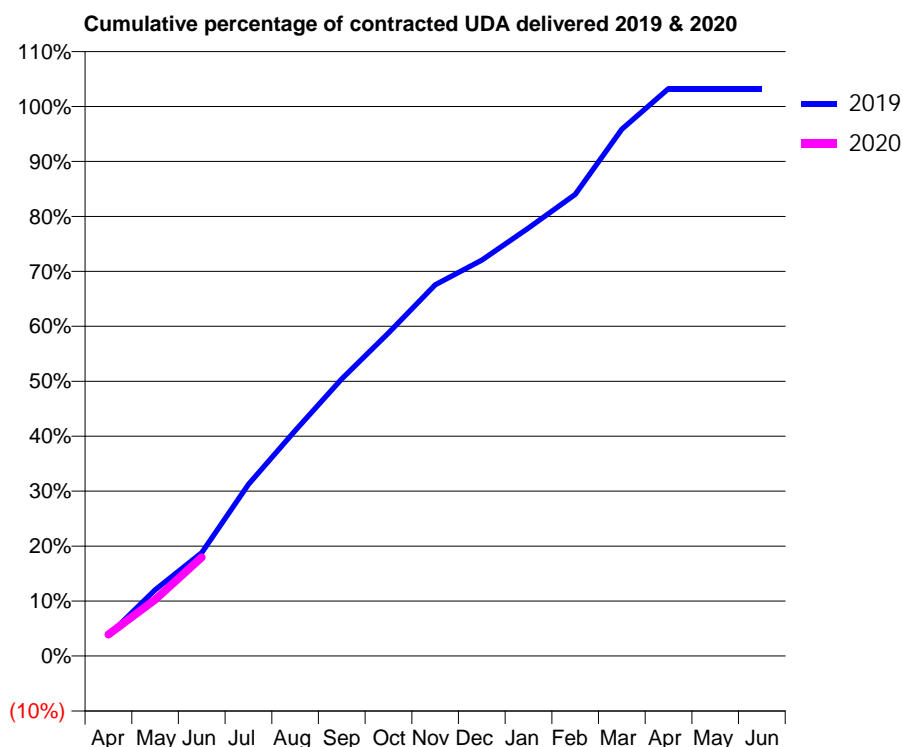
19/20 Contracted general activity (UDA)	23,000
Carry forward general activity (UDA)	0
19/20 Contracted orthodontic activity (UOA)	0
Carry forward orthodontic activity (UOA)	0
Baseline contract value	£576,907.84

ACCESS*

Patients seen in 24 months	Total	Change since previous quarter
Quarter ending June 2018	7,236	
Quarter ending September 2018	7,288	→
Quarter ending December 2018	7,270	→
Quarter ending March 2019	7,274	→
Quarter ending June 2019	7,207	→
Variance since June 2018	(0.4%)	→



ACTIVITY



Month	Adjusted Scheduled Activity (UDA)	
	2019	2020
April	860	903
May	2,773	2,363
June	4,321	4,135
July	7,184	
August	9,437	
September	11,596	
October	13,523	
November	15,536	
December	16,568	
January	17,915	
February	19,318	
March	22,049	
April	23,745	
May	23,746	
June	23,747	

QUALITY

	Quantity	Base Number	Contract	AT	Region	England
% of FP17s for the same patient ID Re-attending within 3 months - Children	21	488	4.3%	9.2%	10.6%	11.4%
% of FP17s for the same patient ID Re-attending within 3 months - Adults	182	1,797	10.1%	13.8%	15.2%	15.4%
% of FP17s for the same patient ID Re-attending between 3 & 9 months - Children	326	488	66.8%	62.6%	62.3%	59.8%
% of FP17s for the same patient ID Re-attending between 3 & 9 months - Adults	1,144	1,797	63.7%	53.4%	53.3%	52.1%
% of FP17s for Band 1 Urgent Courses	121	1,836	6.6%	10.1%	9.7%	9.2%
% of FP17s Relating to Free Repair or Replacements	13	1,836	0.7%	0.6%	0.6%	0.7%
% of FP17s Relating to Continuations	11	1,836	0.6%	0.9%	0.8%	0.8%
% of Patients satisfied with the dentistry they have received	2	2	N/A	93.2%	93.4%	93.4%
% of Patients satisfied with the time they had to wait for an appointment	2	2	N/A	85.6%	86.8%	87.6%

* This is based on patients treated on this contract for their most recent course of treatment. Figures in italics indicate the base number of FP17s or Patient Questionnaire responses are less than 100. N/A is shown where the base number of responses is less than 10 during the period. % is calculated as Quantity/Base number*100

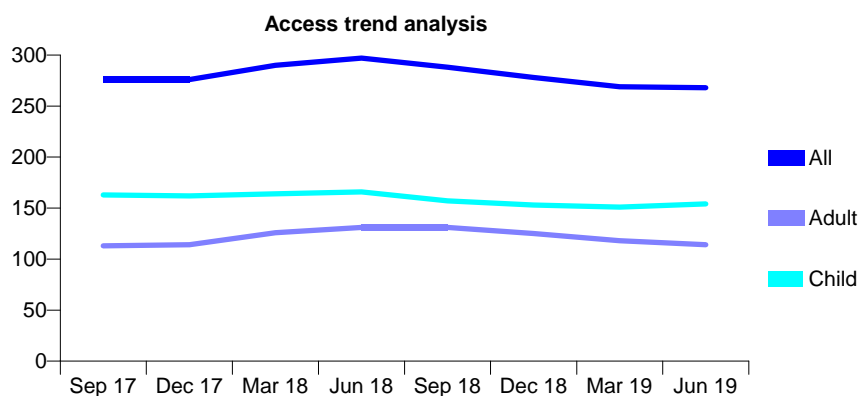
Q70 - Vital Signs At a Glance Contract Report for 118451/0001 - June 2019

Name or company name	Adriana Lackova
Contract type name	GDS Contract
Purpose of contract	General
Contract start date	01/07/2011
Contract end date	

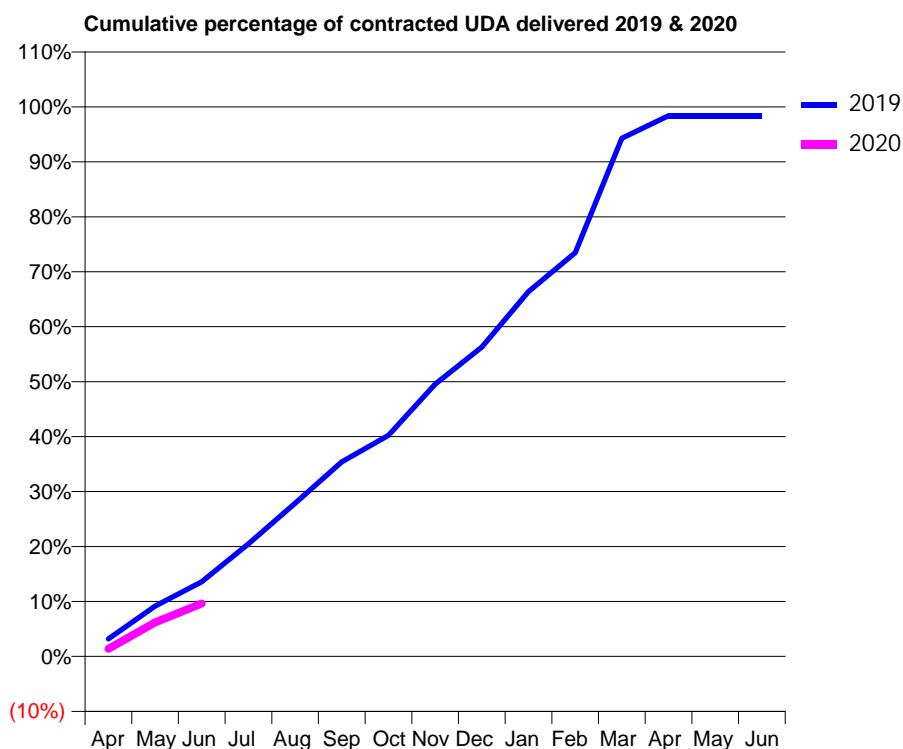
19/20 Contracted general activity (UDA)	1,000
Carry forward general activity (UDA)	0
19/20 Contracted orthodontic activity (UOA)	0
Carry forward orthodontic activity (UOA)	0
Baseline contract value	£19,924.73

ACCESS*

Patients seen in 24 months	Total	Change since previous quarter
Quarter ending June 2018	297	
Quarter ending September 2018	288	↓
Quarter ending December 2018	278	↓
Quarter ending March 2019	269	↓
Quarter ending June 2019	268	→
Variance since June 2018	(9.8%)	↓



ACTIVITY



Month	Adjusted Scheduled Activity (UDA)	
	2019	2020
April	32	14
May	92	62
June	136	96
July	205	
August	279	
September	354	
October	402	
November	496	
December	563	
January	664	
February	735	
March	943	
April	984	
May	984	
June	984	

QUALITY

	Quantity	Base Number	Contract	AT	Region	England
% of FP17s for the same patient ID Re-attending within 3 months - Children	11	64	17.2%	9.2%	10.6%	11.4%
% of FP17s for the same patient ID Re-attending within 3 months - Adults	2	20	10.0%	13.8%	15.2%	15.4%
% of FP17s for the same patient ID Re-attending between 3 & 9 months - Children	38	64	59.4%	62.6%	62.3%	59.8%
% of FP17s for the same patient ID Re-attending between 3 & 9 months - Adults	14	20	70.0%	53.4%	53.3%	52.1%
% of FP17s for Band 1 Urgent Courses	1	68	1.5%	10.1%	9.7%	9.2%
% of FP17s Relating to Free Repair or Replacements	0	68	0.0%	0.6%	0.6%	0.7%
% of FP17s Relating to Continuations	0	68	0.0%	0.9%	0.8%	0.8%
% of Patients satisfied with the dentistry they have received	0	0	N/A	93.2%	93.4%	93.4%
% of Patients satisfied with the time they had to wait for an appointment	0	0	N/A	85.6%	86.8%	87.6%

* This is based on patients treated on this contract for their most recent course of treatment. Figures in italics indicate the base number of FP17s or Patient Questionnaire responses are less than 100. N/A is shown where the base number of responses is less than 10 during the period. % is calculated as Quantity/Base number*100

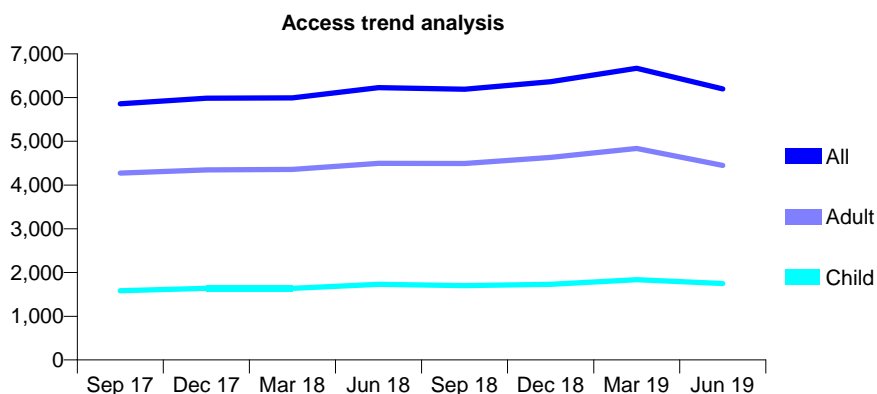
Q70 - Vital Signs At a Glance Contract Report for 119016/0001 - June 2019

Name or company name	Alton Dental Ltd
Contract type name	GDS Contract
Purpose of contract	General
Contract start date	01/12/2010
Contract end date	

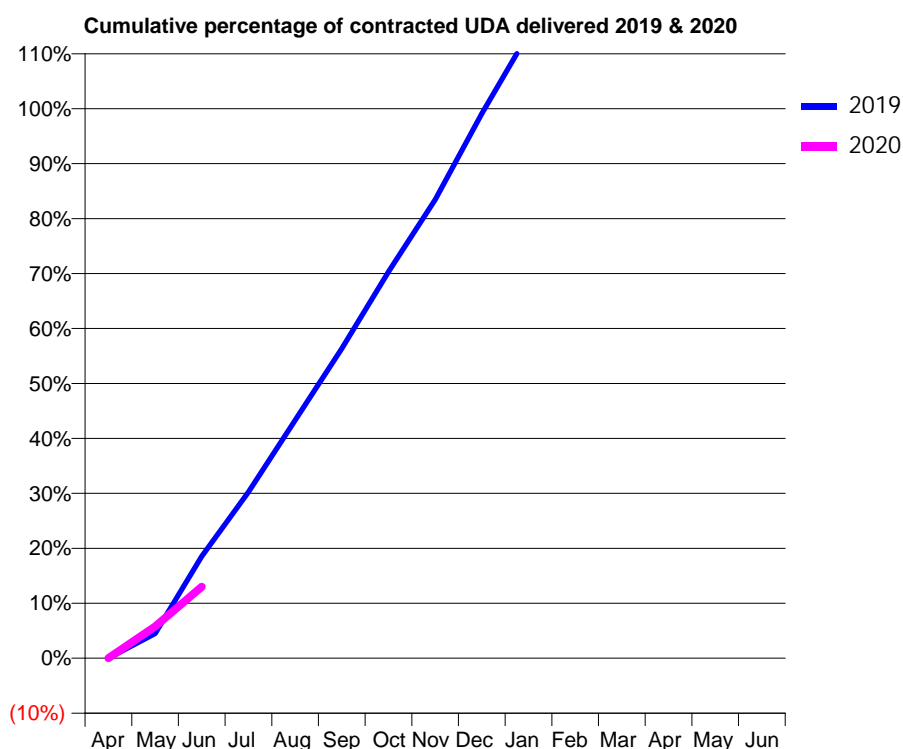
19/20 Contracted general activity (UDA)	9,051
Carry forward general activity (UDA)	0
19/20 Contracted orthodontic activity (UOA)	0
Carry forward orthodontic activity (UOA)	0
Baseline contract value	£289,598.25

ACCESS*

Patients seen in 24 months	Total	Change since previous quarter
Quarter ending June 2018	6,228	
Quarter ending September 2018	6,189	→
Quarter ending December 2018	6,364	↑
Quarter ending March 2019	6,670	↑
Quarter ending June 2019	6,200	↓
Variance since June 2018	(0.4%)	→



ACTIVITY



Month	2019	2020
April	0	0
May	407	523
June	1,679	1,177
July	2,737	
August	3,922	
September	5,099	
October	6,364	
November	7,553	
December	8,968	
January	10,284	
February	11,148	
March	12,503	
April	13,633	
May	14,094	
June	14,095	

QUALITY

	Quantity	Base Number	Contract	AT	Region	England
% of FP17s for the same patient ID Re-attending within 3 months - Children	35	542	6.5%	9.2%	10.6%	11.4%
% of FP17s for the same patient ID Re-attending within 3 months - Adults	204	1,341	15.2%	13.8%	15.2%	15.4%
% of FP17s for the same patient ID Re-attending between 3 & 9 months - Children	238	542	43.9%	62.6%	62.3%	59.8%
% of FP17s for the same patient ID Re-attending between 3 & 9 months - Adults	636	1,341	47.4%	53.4%	53.3%	52.1%
% of FP17s for Band 1 Urgent Courses	47	650	7.2%	10.1%	9.7%	9.2%
% of FP17s Relating to Free Repair or Replacements	2	650	0.3%	0.6%	0.6%	0.7%
% of FP17s Relating to Continuations	4	650	0.6%	0.9%	0.8%	0.8%
% of Patients satisfied with the dentistry they have received	3	3	N/A	93.2%	93.4%	93.4%
% of Patients satisfied with the time they had to wait for an appointment	3	3	N/A	85.6%	86.8%	87.6%

* This is based on patients treated on this contract for their most recent course of treatment. Figures in italics indicate the base number of FP17s or Patient Questionnaire responses are less than 100. N/A is shown where the base number of responses is less than 10 during the period. % is calculated as Quantity/Base number*100

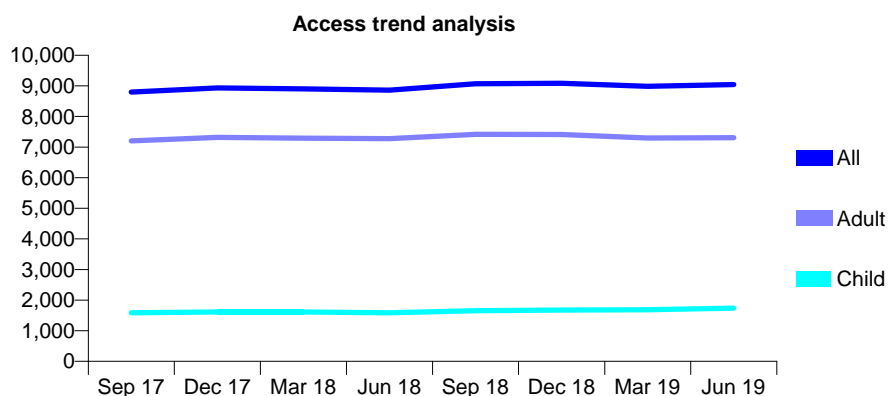
Q70 - Vital Signs At a Glance Contract Report for 119652/0001 - June 2019

Name or company name	Westbourne Dental Practice
Contract type name	GDS Contract
Purpose of contract	General
Contract start date	01/04/2011
Contract end date	

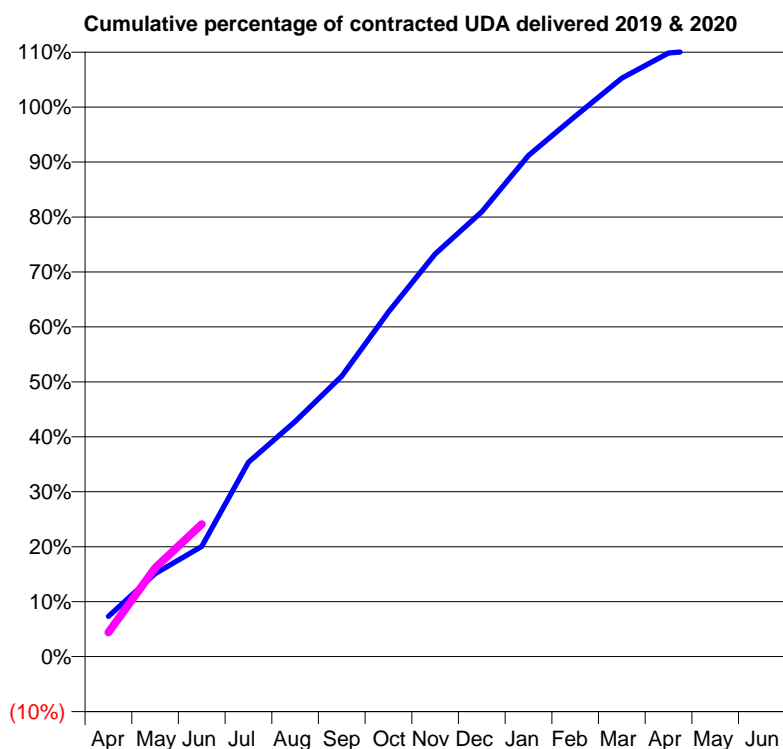
19/20 Contracted general activity (UDA)	22,000
Carry forward general activity (UDA)	0
19/20 Contracted orthodontic activity (UOA)	0
Carry forward orthodontic activity (UOA)	0
Baseline contract value	£532,465.18

ACCESS*

Patients seen in 24 months	Total	Change since previous quarter
Quarter ending June 2018	8,862	
Quarter ending September 2018	9,069	↑
Quarter ending December 2018	9,083	→
Quarter ending March 2019	8,987	↓
Quarter ending June 2019	9,043	→
Variance since June 2018	2.0%	↑



ACTIVITY



Month	Adjusted Scheduled Activity (UDA)	
	2019	2020
April	1,613	976
May	3,324	3,555
June	4,412	5,301
July	7,781	
August	9,414	
September	11,232	
October	13,796	
November	16,119	
December	17,807	
January	20,066	
February	21,635	
March	23,155	
April	24,168	
May	24,313	
June	24,313	

QUALITY

	Quantity	Base Number	Contract	AT	Region	England
% of FP17s for the same patient ID Re-attending within 3 months - Children	23	670	3.4%	9.2%	10.6%	11.4%
% of FP17s for the same patient ID Re-attending within 3 months - Adults	161	2,206	7.3%	13.8%	15.2%	15.4%
% of FP17s for the same patient ID Re-attending between 3 & 9 months - Children	365	670	54.5%	62.6%	62.3%	59.8%
% of FP17s for the same patient ID Re-attending between 3 & 9 months - Adults	1,138	2,206	51.6%	53.4%	53.3%	52.1%
% of FP17s for Band 1 Urgent Courses	107	2,387	4.5%	10.1%	9.7%	9.2%
% of FP17s Relating to Free Repair or Replacements	1	2,387	0.0%	0.6%	0.6%	0.7%
% of FP17s Relating to Continuations	27	2,387	1.1%	0.9%	0.8%	0.8%
% of Patients satisfied with the dentistry they have received	1	1	N/A	93.2%	93.4%	93.4%
% of Patients satisfied with the time they had to wait for an appointment	1	1	N/A	85.6%	86.8%	87.6%

* This is based on patients treated on this contract for their most recent course of treatment. Figures in italics indicate the base number of FP17s or Patient Questionnaire responses are less than 100. N/A is shown where the base number of responses is less than 10 during the period. % is calculated as Quantity/Base number*100

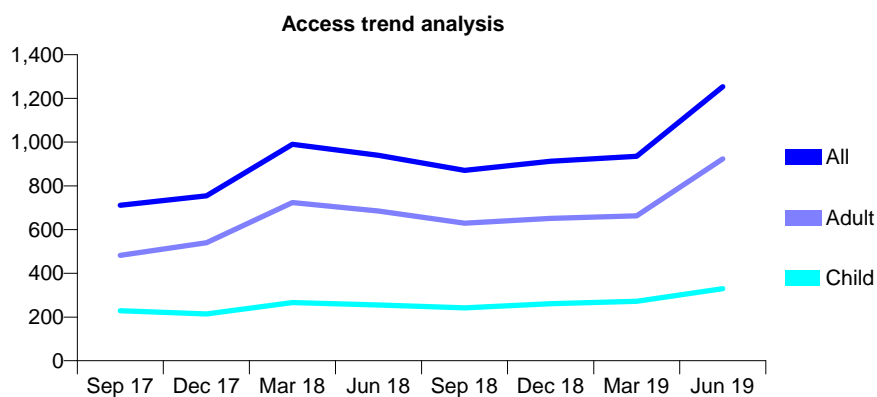
Q70 - Vital Signs At a Glance Contract Report for 119830/0001 - June 2019

Name or company name	Millhams Road Partnership
Contract type name	GDS Contract
Purpose of contract	General
Contract start date	01/04/2012
Contract end date	

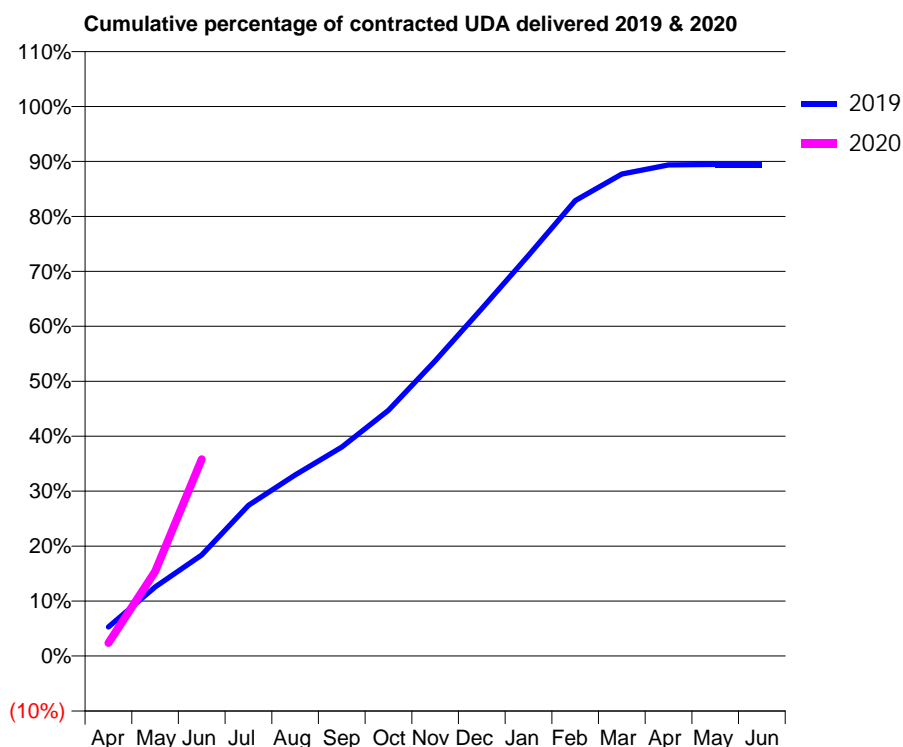
19/20 Contracted general activity (UDA)	2,495
Carry forward general activity (UDA)	0
19/20 Contracted orthodontic activity (UOA)	0
Carry forward orthodontic activity (UOA)	0
Baseline contract value	£66,983.23

ACCESS*

Patients seen in 24 months	Total	Change since previous quarter
Quarter ending June 2018	940	
Quarter ending September 2018	871	↓
Quarter ending December 2018	912	↑
Quarter ending March 2019	935	↑
Quarter ending June 2019	1,253	↑
Variance since June 2018	33.3%	↑



ACTIVITY



Month	Adjusted Scheduled Activity (UDA)	
	2019	2020
April	132	59
May	314	384
June	459	894
July	684	
August	823	
September	948	
October	1,116	
November	1,340	
December	1,577	
January	1,819	
February	2,067	
March	2,188	
April	2,229	
May	2,231	
June	2,231	

QUALITY

	Quantity	Base Number	Contract	AT	Region	England
% of FP17s for the same patient ID Re-attending within 3 months - Children	1	144	0.7%	9.2%	10.6%	11.4%
% of FP17s for the same patient ID Re-attending within 3 months - Adults	13	416	3.1%	13.8%	15.2%	15.4%
% of FP17s for the same patient ID Re-attending between 3 & 9 months - Children	17	144	11.8%	62.6%	62.3%	59.8%
% of FP17s for the same patient ID Re-attending between 3 & 9 months - Adults	52	416	12.5%	53.4%	53.3%	52.1%
% of FP17s for Band 1 Urgent Courses	53	534	9.9%	10.1%	9.7%	9.2%
% of FP17s Relating to Free Repair or Replacements	2	534	0.4%	0.6%	0.6%	0.7%
% of FP17s Relating to Continuations	3	534	0.6%	0.9%	0.8%	0.8%
% of Patients satisfied with the dentistry they have received	1	1	N/A	93.2%	93.4%	93.4%
% of Patients satisfied with the time they had to wait for an appointment	1	1	N/A	85.6%	86.8%	87.6%

* This is based on patients treated on this contract for their most recent course of treatment. Figures in italics indicate the base number of FP17s or Patient Questionnaire responses are less than 100. N/A is shown where the base number of responses is less than 10 during the period. % is calculated as Quantity/Base number*100

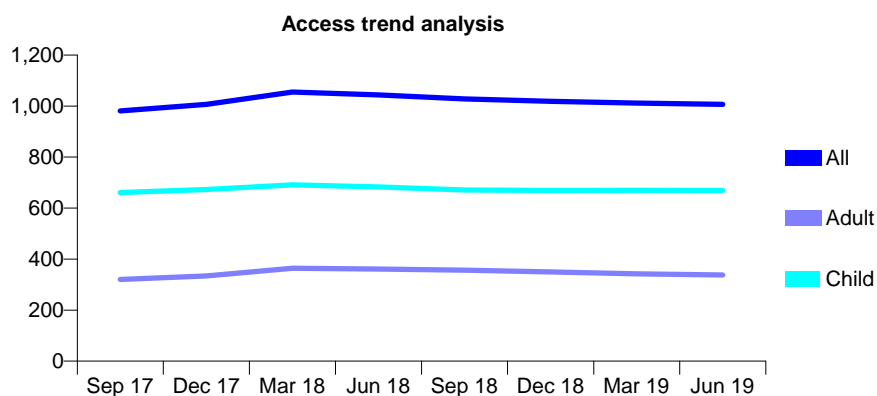
Q70 - Vital Signs At a Glance Contract Report for 120189/0001 - June 2019

Name or company name	Heatherstone House NHS Partnership
Contract type name	GDS Contract
Purpose of contract	General
Contract start date	01/04/2016
Contract end date	

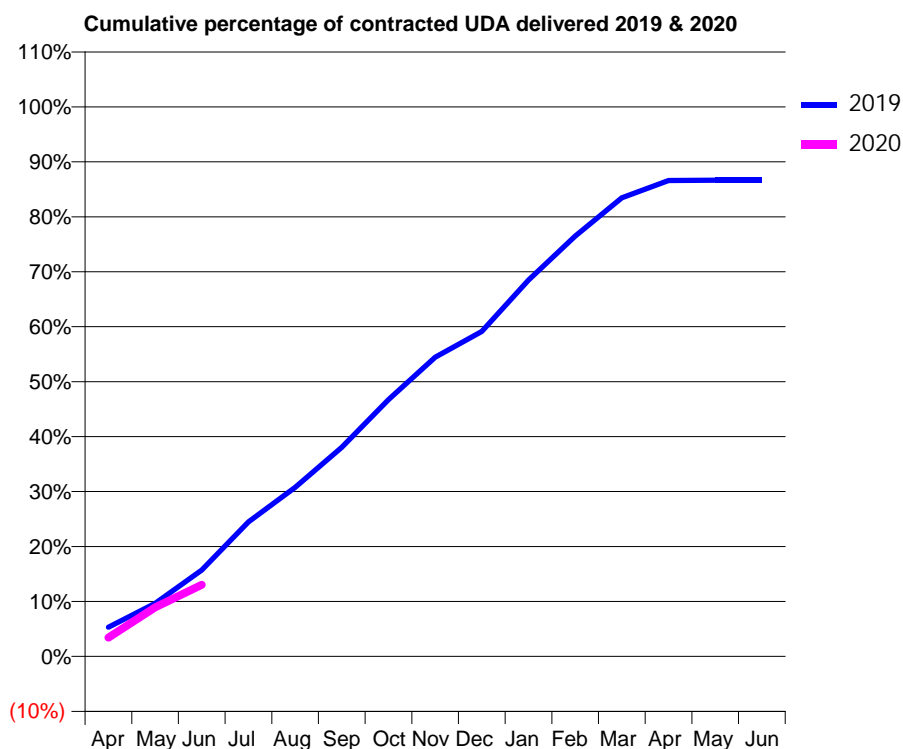
19/20 Contracted general activity (UDA)	2,110
Carry forward general activity (UDA)	0
19/20 Contracted orthodontic activity (UOA)	0
Carry forward orthodontic activity (UOA)	0
Baseline contract value	£64,907.54

ACCESS*

Patients seen in 24 months	Total	Change since previous quarter
Quarter ending June 2018	1,044	
Quarter ending September 2018	1,028	↓
Quarter ending December 2018	1,019	→
Quarter ending March 2019	1,012	→
Quarter ending June 2019	1,007	→
Variance since June 2018	(3.5%)	↓



ACTIVITY



Month	2019	2020
April	112	72
May	204	189
June	332	275
July	517	
August	649	
September	803	
October	986	
November	1,149	
December	1,248	
January	1,445	
February	1,614	
March	1,760	
April	1,827	
May	1,828	
June	1,828	

QUALITY

	Quantity	Base Number	Contract	AT	Region	England
% of FP17s for the same patient ID Re-attending within 3 months - Children	11	246	4.5%	9.2%	10.6%	11.4%
% of FP17s for the same patient ID Re-attending within 3 months - Adults	6	46	13.0%	13.8%	15.2%	15.4%
% of FP17s for the same patient ID Re-attending between 3 & 9 months - Children	184	246	74.8%	62.6%	62.3%	59.8%
% of FP17s for the same patient ID Re-attending between 3 & 9 months - Adults	27	46	58.7%	53.4%	53.3%	52.1%
% of FP17s for Band 1 Urgent Courses	7	236	3.0%	10.1%	9.7%	9.2%
% of FP17s Relating to Free Repair or Replacements	0	236	0.0%	0.6%	0.6%	0.7%
% of FP17s Relating to Continuations	0	236	0.0%	0.9%	0.8%	0.8%
% of Patients satisfied with the dentistry they have received	0	0	N/A	93.2%	93.4%	93.4%
% of Patients satisfied with the time they had to wait for an appointment	0	0	N/A	85.6%	86.8%	87.6%

* This is based on patients treated on this contract for their most recent course of treatment. Figures in italics indicate the base number of FP17s or Patient Questionnaire responses are less than 100. N/A is shown where the base number of responses is less than 10 during the period. % is calculated as Quantity/Base number*100

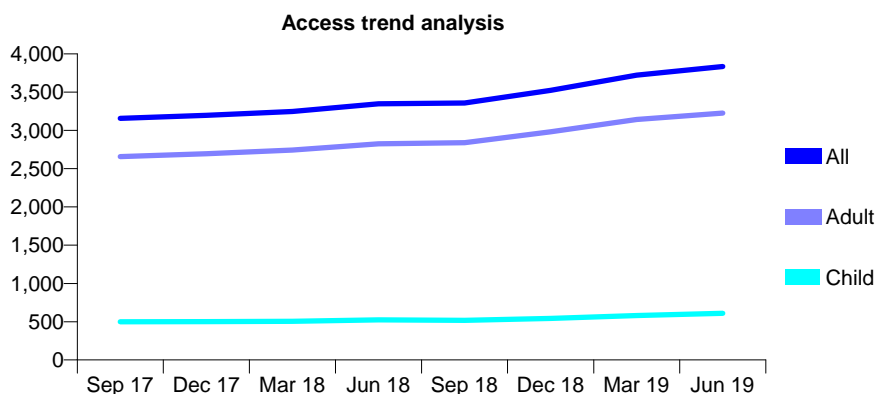
Q70 - Vital Signs At a Glance Contract Report for 120669/0001 - June 2019

Name or company name	Lighthouse Dental Practice Ltd
Contract type name	GDS Contract
Purpose of contract	General
Contract start date	01/04/2009
Contract end date	

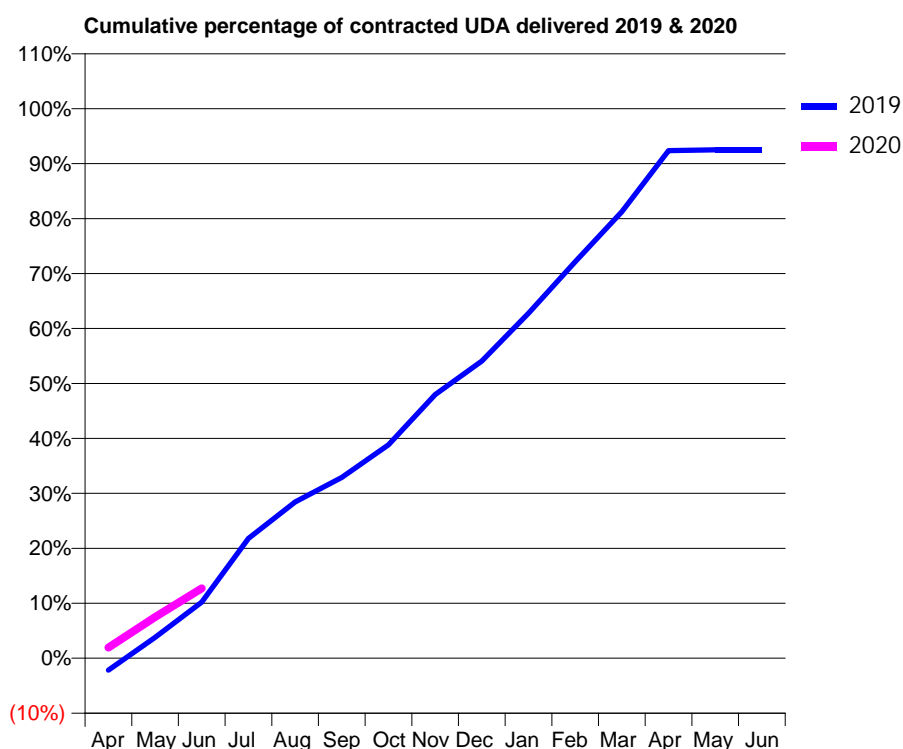
19/20 Contracted general activity (UDA)	11,705
Carry forward general activity (UDA)	0
19/20 Contracted orthodontic activity (UOA)	0
Carry forward orthodontic activity (UOA)	0
Baseline contract value	£312,374.27

ACCESS*

Patients seen in 24 months	Total	Change since previous quarter
Quarter ending June 2018	3,348	
Quarter ending September 2018	3,357	→
Quarter ending December 2018	3,524	↑
Quarter ending March 2019	3,722	↑
Quarter ending June 2019	3,835	↑
Variance since June 2018	14.5%	↑



ACTIVITY



Month	2019	2020
April	-256	225
May	443	878
June	1,194	1,490
July	2,551	
August	3,331	
September	3,850	
October	4,546	
November	5,616	
December	6,331	
January	7,348	
February	8,447	
March	9,509	
April	10,812	
May	10,826	
June	10,826	

QUALITY

	Quantity	Base Number	Contract	AT	Region	England
% of FP17s for the same patient ID Re-attending within 3 months - Children	10	195	5.1%	9.2%	10.6%	11.4%
% of FP17s for the same patient ID Re-attending within 3 months - Adults	131	1,075	12.2%	13.8%	15.2%	15.4%
% of FP17s for the same patient ID Re-attending between 3 & 9 months - Children	94	195	48.2%	62.6%	62.3%	59.8%
% of FP17s for the same patient ID Re-attending between 3 & 9 months - Adults	609	1,075	56.7%	53.4%	53.3%	52.1%
% of FP17s for Band 1 Urgent Courses	63	886	7.1%	10.1%	9.7%	9.2%
% of FP17s Relating to Free Repair or Replacements	4	886	0.5%	0.6%	0.6%	0.7%
% of FP17s Relating to Continuations	19	886	2.1%	0.9%	0.8%	0.8%
% of Patients satisfied with the dentistry they have received	0	0	N/A	93.2%	93.4%	93.4%
% of Patients satisfied with the time they had to wait for an appointment	0	0	N/A	85.6%	86.8%	87.6%

* This is based on patients treated on this contract for their most recent course of treatment.

Figures in italics indicate the base number of FP17s or Patient Questionnaire responses are less than 100. N/A is shown where the base number of responses is less than 10 during the period. % is calculated as Quantity/Base number*100

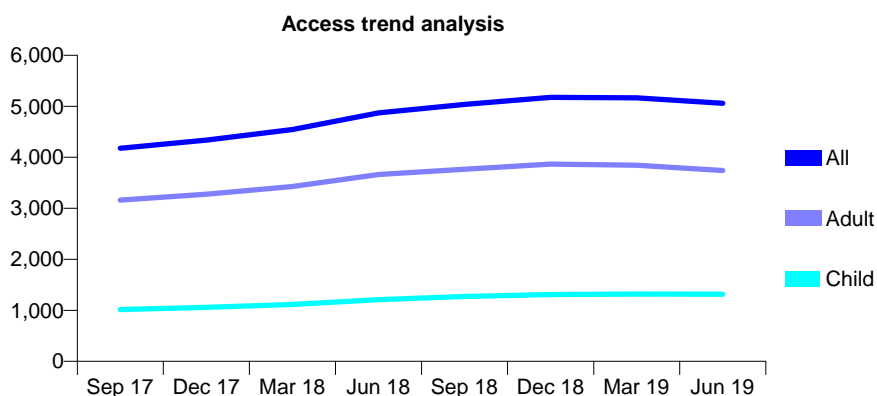
Q70 - Vital Signs At a Glance Contract Report for 121061/0001 - June 2019

Name or company name	Dental Concepts Whitchurch
Contract type name	GDS Contract
Purpose of contract	General
Contract start date	10/09/2010
Contract end date	

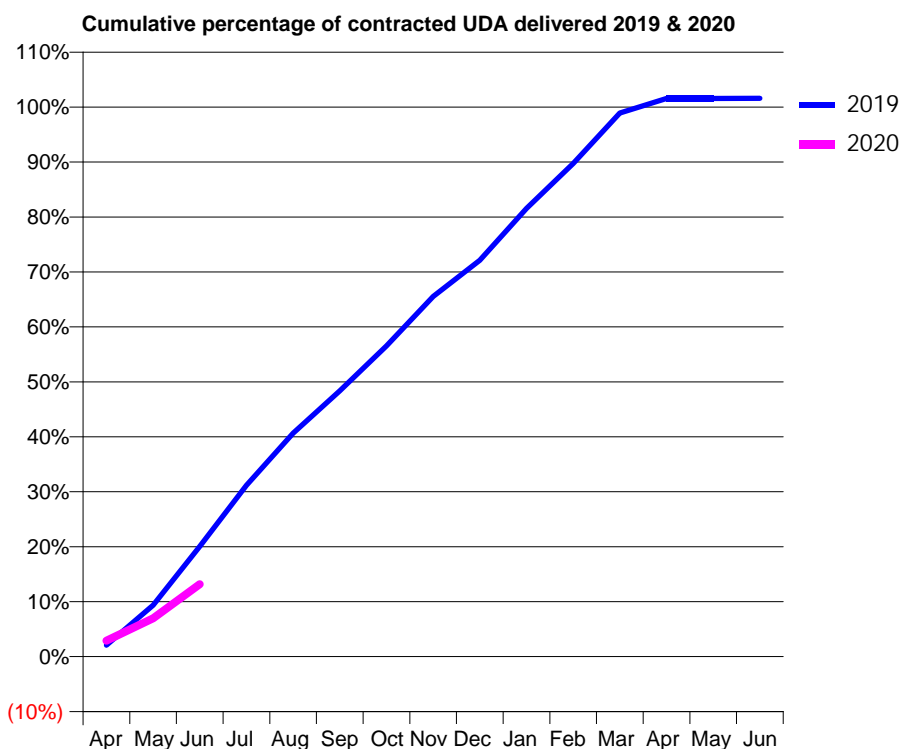
19/20 Contracted general activity (UDA)	11,000
Carry forward general activity (UDA)	0
19/20 Contracted orthodontic activity (UOA)	0
Carry forward orthodontic activity (UOA)	0
Baseline contract value	£282,517.11

ACCESS*

Patients seen in 24 months	Total	Change since previous quarter
Quarter ending June 2018	4,872	
Quarter ending September 2018	5,036	↑
Quarter ending December 2018	5,176	↑
Quarter ending March 2019	5,164	→
Quarter ending June 2019	5,058	↓
Variance since June 2018	3.8%	↑



ACTIVITY



Month	Adjusted Scheduled Activity (UDA)	
	2019	2020
April	229	320
May	1,032	768
June	2,207	1,451
July	3,428	
August	4,473	
September	5,318	
October	6,218	
November	7,209	
December	7,933	
January	8,969	
February	9,873	
March	10,879	
April	11,173	
May	11,174	
June	11,176	

QUALITY

	Quantity	Base Number	Contract	AT	Region	England
% of FP17s for the same patient ID Re-attending within 3 months - Children	14	354	4.0%	9.2%	10.6%	11.4%
% of FP17s for the same patient ID Re-attending within 3 months - Adults	58	811	7.2%	13.8%	15.2%	15.4%
% of FP17s for the same patient ID Re-attending between 3 & 9 months - Children	242	354	68.4%	62.6%	62.3%	59.8%
% of FP17s for the same patient ID Re-attending between 3 & 9 months - Adults	478	811	58.9%	53.4%	53.3%	52.1%
% of FP17s for Band 1 Urgent Courses	77	964	8.0%	10.1%	9.7%	9.2%
% of FP17s Relating to Free Repair or Replacements	4	964	0.4%	0.6%	0.6%	0.7%
% of FP17s Relating to Continuations	1	964	0.1%	0.9%	0.8%	0.8%
% of Patients satisfied with the dentistry they have received	0	0	N/A	93.2%	93.4%	93.4%
% of Patients satisfied with the time they had to wait for an appointment	0	0	N/A	85.6%	86.8%	87.6%

* This is based on patients treated on this contract for their most recent course of treatment. Figures in italics indicate the base number of FP17s or Patient Questionnaire responses are less than 100. N/A is shown where the base number of responses is less than 10 during the period. % is calculated as Quantity/Base number*100

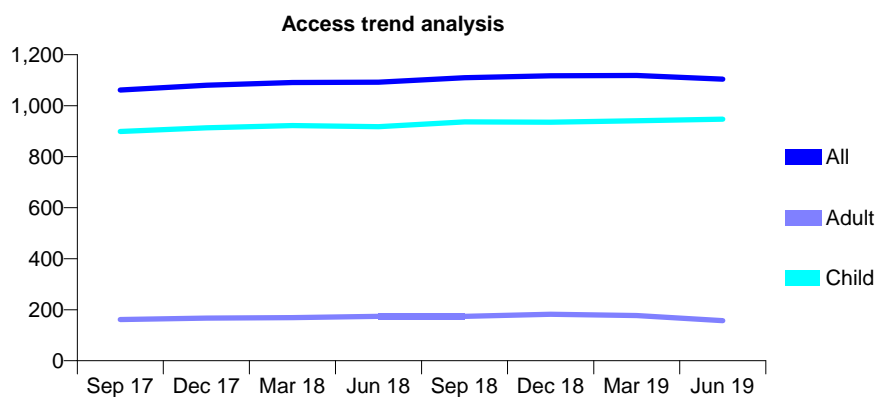
Q70 - Vital Signs At a Glance Contract Report for 122920/0001 - June 2019

Name or company name	Wimborne East Street Partnership
Contract type name	GDS Contract
Purpose of contract	General
Contract start date	01/08/2011
Contract end date	

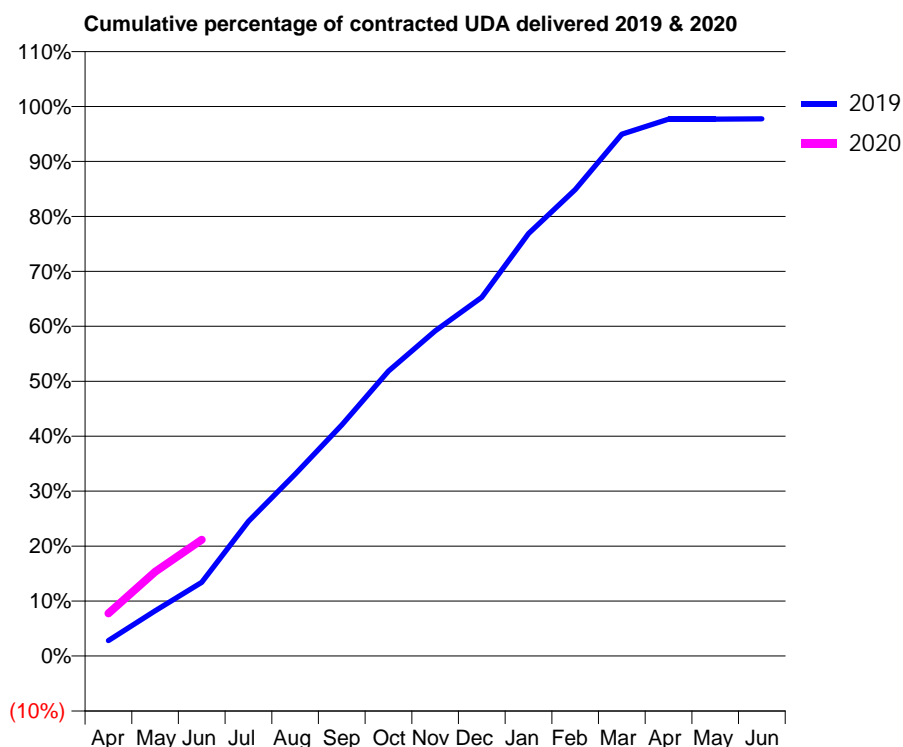
19/20 Contracted general activity (UDA)	2,260
Carry forward general activity (UDA)	0
19/20 Contracted orthodontic activity (UOA)	0
Carry forward orthodontic activity (UOA)	0
Baseline contract value	£58,504.48

ACCESS*

Patients seen in 24 months	Total	Change since previous quarter
Quarter ending June 2018	1,092	
Quarter ending September 2018	1,110	→
Quarter ending December 2018	1,117	→
Quarter ending March 2019	1,118	→
Quarter ending June 2019	1,104	↓
Variance since June 2018	1.1%	→



ACTIVITY



Month	Adjusted Scheduled Activity (UDA)	
	2019	2020
April	64	176
May	186	346
June	303	478
July	554	
August	748	
September	950	
October	1,172	
November	1,337	
December	1,475	
January	1,737	
February	1,918	
March	2,146	
April	2,208	
May	2,208	
June	2,209	

QUALITY

	Quantity	Base Number	Contract	AT	Region	England
% of FP17s for the same patient ID Re-attending within 3 months - Children	29	413	7.0%	9.2%	10.6%	11.4%
% of FP17s for the same patient ID Re-attending within 3 months - Adults	2	23	8.7%	13.8%	15.2%	15.4%
% of FP17s for the same patient ID Re-attending between 3 & 9 months - Children	319	413	77.2%	62.6%	62.3%	59.8%
% of FP17s for the same patient ID Re-attending between 3 & 9 months - Adults	18	23	78.3%	53.4%	53.3%	52.1%
% of FP17s for Band 1 Urgent Courses	15	381	3.9%	10.1%	9.7%	9.2%
% of FP17s Relating to Free Repair or Replacements	0	381	0.0%	0.6%	0.6%	0.7%
% of FP17s Relating to Continuations	0	381	0.0%	0.9%	0.8%	0.8%
% of Patients satisfied with the dentistry they have received	0	0	N/A	93.2%	93.4%	93.4%
% of Patients satisfied with the time they had to wait for an appointment	0	0	N/A	85.6%	86.8%	87.6%

* This is based on patients treated on this contract for their most recent course of treatment. Figures in italics indicate the base number of FP17s or Patient Questionnaire responses are less than 100. N/A is shown where the base number of responses is less than 10 during the period. % is calculated as Quantity/Base number*100

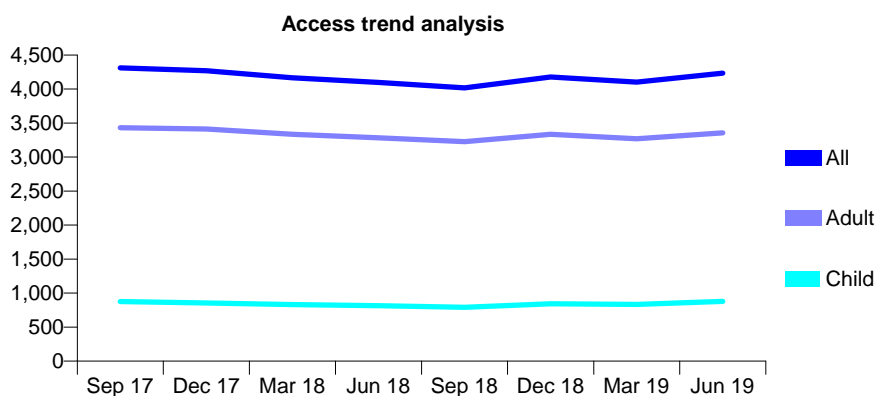
Q70 - Vital Signs At a Glance Contract Report for 124370/0001 - June 2019

Name or company name	Best Practice CDA Ltd
Contract type name	GDS Contract
Purpose of contract	General
Contract start date	16/03/2010
Contract end date	

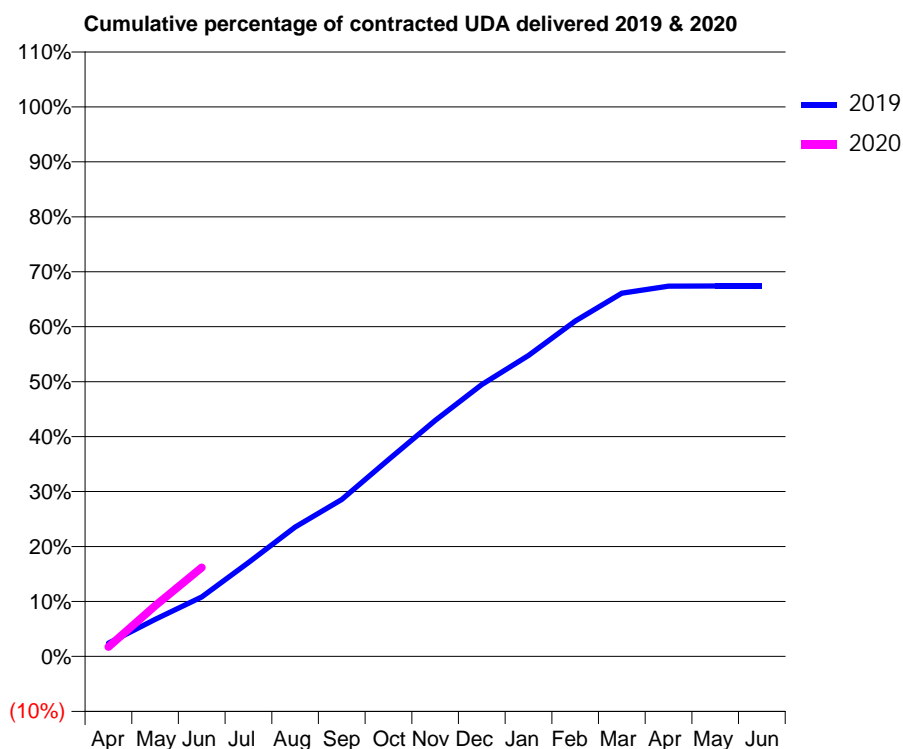
19/20 Contracted general activity (UDA)	14,962
Carry forward general activity (UDA)	0
19/20 Contracted orthodontic activity (UOA)	0
Carry forward orthodontic activity (UOA)	0
Baseline contract value	£398,806.71

ACCESS*

Patients seen in 24 months	Total	Change since previous quarter
Quarter ending June 2018	4,098	
Quarter ending September 2018	4,019	↓
Quarter ending December 2018	4,178	↑
Quarter ending March 2019	4,103	↓
Quarter ending June 2019	4,235	↑
Variance since June 2018	3.3%	↑



ACTIVITY



Month	2019	2020
April	362	260
May	1,010	1,377
June	1,616	2,419
July	2,556	
August	3,523	
September	4,272	
October	5,356	
November	6,424	
December	7,400	
January	8,194	
February	9,129	
March	9,888	
April	10,082	
May	10,083	
June	10,083	

QUALITY

	Quantity	Base Number	Contract	AT	Region	England
% of FP17s for the same patient ID Re-attending within 3 months - Children	20	330	6.1%	9.2%	10.6%	11.4%
% of FP17s for the same patient ID Re-attending within 3 months - Adults	111	1,062	10.5%	13.8%	15.2%	15.4%
% of FP17s for the same patient ID Re-attending between 3 & 9 months - Children	190	330	57.6%	62.6%	62.3%	59.8%
% of FP17s for the same patient ID Re-attending between 3 & 9 months - Adults	563	1,062	53.0%	53.4%	53.3%	52.1%
% of FP17s for Band 1 Urgent Courses	113	1,259	9.0%	10.1%	9.7%	9.2%
% of FP17s Relating to Free Repair or Replacements	11	1,259	0.9%	0.6%	0.6%	0.7%
% of FP17s Relating to Continuations	29	1,259	2.3%	0.9%	0.8%	0.8%
% of Patients satisfied with the dentistry they have received	1	1	N/A	93.2%	93.4%	93.4%
% of Patients satisfied with the time they had to wait for an appointment	1	1	N/A	85.6%	86.8%	87.6%

* This is based on patients treated on this contract for their most recent course of treatment. Figures in italics indicate the base number of FP17s or Patient Questionnaire responses are less than 100. N/A is shown where the base number of responses is less than 10 during the period. % is calculated as Quantity/Base number*100

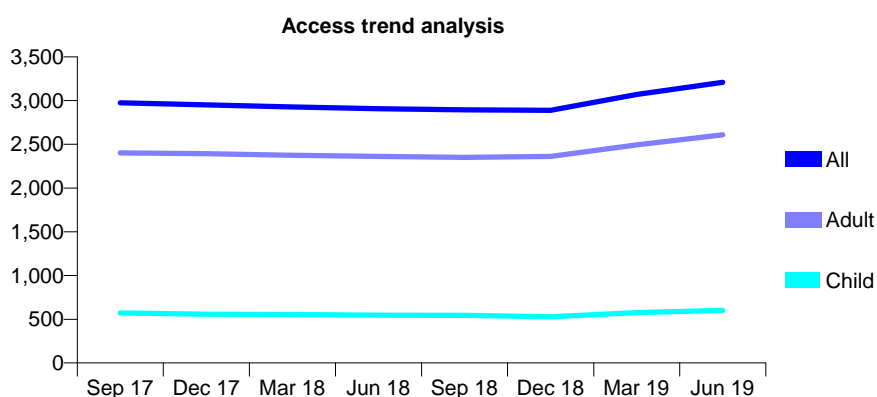
Q70 - Vital Signs At a Glance Contract Report for 124745/0001 - June 2019

Name or company name	Seaview Dental Practice
Contract type name	GDS Contract
Purpose of contract	General
Contract start date	01/04/2013
Contract end date	

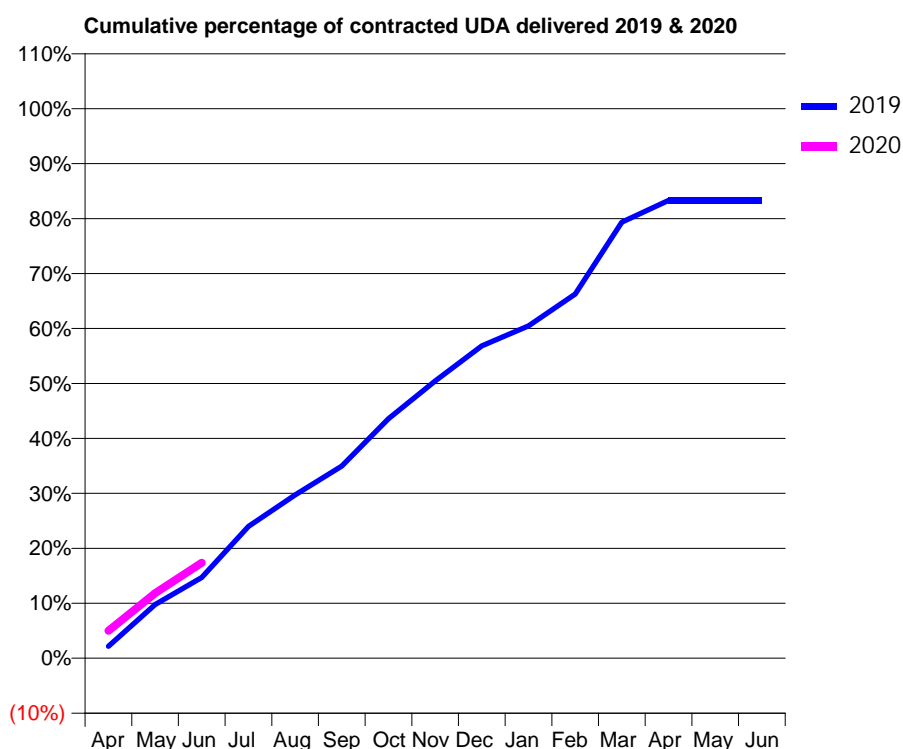
19/20 Contracted general activity (UDA)	12,311
Carry forward general activity (UDA)	0
19/20 Contracted orthodontic activity (UOA)	0
Carry forward orthodontic activity (UOA)	0
Baseline contract value	£321,845.14

ACCESS*

Patients seen in 24 months	Total	Change since previous quarter
Quarter ending June 2018	2,908	
Quarter ending September 2018	2,894	→
Quarter ending December 2018	2,889	→
Quarter ending March 2019	3,069	↑
Quarter ending June 2019	3,210	↑
Variance since June 2018	10.4%	↑



ACTIVITY



Month	Adjusted Scheduled Activity (UDA)	
	2019	2020
April	268	613
May	1,201	1,461
June	1,810	2,140
July	2,954	
August	3,658	
September	4,305	
October	5,363	
November	6,213	
December	6,998	
January	7,443	
February	8,156	
March	9,767	
April	10,255	
May	10,255	
June	10,255	

QUALITY

	Quantity	Base Number	Contract	AT	Region	England
% of FP17s for the same patient ID Re-attending within 3 months - Children	7	225	3.1%	9.2%	10.6%	11.4%
% of FP17s for the same patient ID Re-attending within 3 months - Adults	105	1,119	9.4%	13.8%	15.2%	15.4%
% of FP17s for the same patient ID Re-attending between 3 & 9 months - Children	141	225	62.7%	62.6%	62.3%	59.8%
% of FP17s for the same patient ID Re-attending between 3 & 9 months - Adults	786	1,119	70.2%	53.4%	53.3%	52.1%
% of FP17s for Band 1 Urgent Courses	11	1,122	1.0%	10.1%	9.7%	9.2%
% of FP17s Relating to Free Repair or Replacements	1	1,122	0.1%	0.6%	0.6%	0.7%
% of FP17s Relating to Continuations	22	1,122	2.0%	0.9%	0.8%	0.8%
% of Patients satisfied with the dentistry they have received	3	4	N/A	93.2%	93.4%	93.4%
% of Patients satisfied with the time they had to wait for an appointment	2	4	N/A	85.6%	86.8%	87.6%

* This is based on patients treated on this contract for their most recent course of treatment.

Figures in italics indicate the base number of FP17s or Patient Questionnaire responses are less than 100. N/A is shown where the base number of responses is less than 10 during the period. % is calculated as Quantity/Base number*100

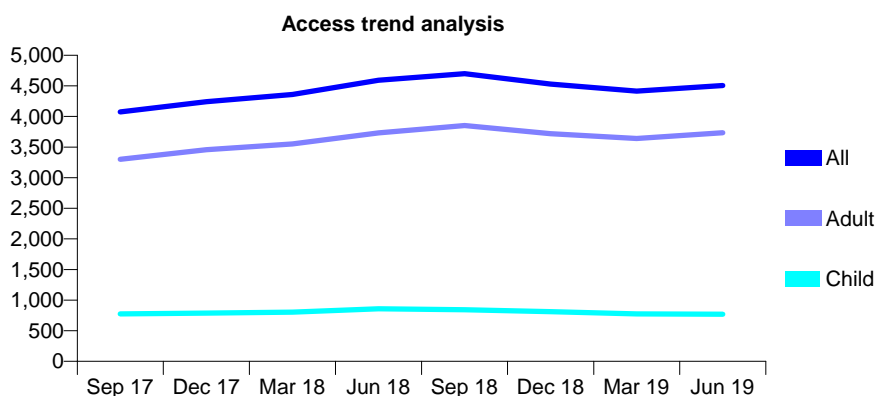
Q70 - Vital Signs At a Glance Contract Report for 125598/0002 - June 2019

Name or company name	S Cowley, R Ingham and J Angelo
Contract type name	GDS Contract
Purpose of contract	General
Contract start date	01/11/2011
Contract end date	

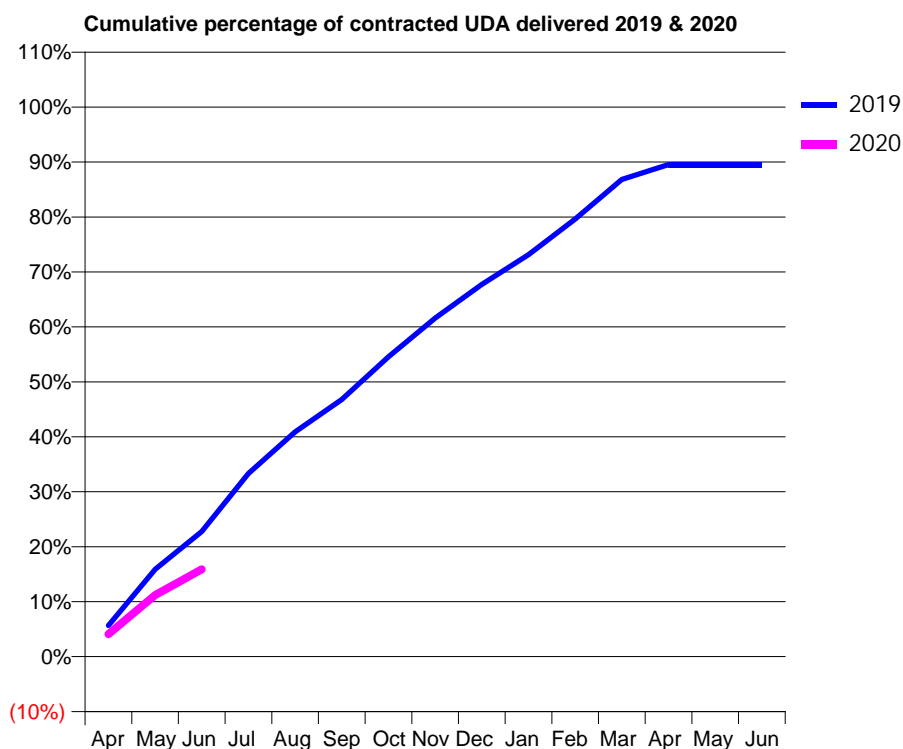
19/20 Contracted general activity (UDA)	15,000
Carry forward general activity (UDA)	0
19/20 Contracted orthodontic activity (UOA)	0
Carry forward orthodontic activity (UOA)	0
Baseline contract value	£490,945.84

ACCESS*

Patients seen in 24 months	Total	Change since previous quarter
Quarter ending June 2018	4,592	
Quarter ending September 2018	4,698	↑
Quarter ending December 2018	4,530	↓
Quarter ending March 2019	4,415	↓
Quarter ending June 2019	4,506	↑
Variance since June 2018	(1.9%)	↓



ACTIVITY



Month	Adjusted Scheduled Activity (UDA)	
	2019	2020
April	849	612
May	2,384	1,681
June	3,417	2,384
July	5,000	
August	6,136	
September	7,015	
October	8,184	
November	9,241	
December	10,156	
January	10,968	
February	11,944	
March	13,027	
April	13,430	
May	13,430	
June	13,430	

QUALITY

	Quantity	Base Number	Contract	AT	Region	England
% of FP17s for the same patient ID Re-attending within 3 months - Children	7	259	2.7%	9.2%	10.6%	11.4%
% of FP17s for the same patient ID Re-attending within 3 months - Adults	125	1,210	10.3%	13.8%	15.2%	15.4%
% of FP17s for the same patient ID Re-attending between 3 & 9 months - Children	142	259	54.8%	62.6%	62.3%	59.8%
% of FP17s for the same patient ID Re-attending between 3 & 9 months - Adults	695	1,210	57.4%	53.4%	53.3%	52.1%
% of FP17s for Band 1 Urgent Courses	83	1,242	6.7%	10.1%	9.7%	9.2%
% of FP17s Relating to Free Repair or Replacements	4	1,242	0.3%	0.6%	0.6%	0.7%
% of FP17s Relating to Continuations	21	1,242	1.7%	0.9%	0.8%	0.8%
% of Patients satisfied with the dentistry they have received	3	4	N/A	93.2%	93.4%	93.4%
% of Patients satisfied with the time they had to wait for an appointment	3	4	N/A	85.6%	86.8%	87.6%

* This is based on patients treated on this contract for their most recent course of treatment. Figures in italics indicate the base number of FP17s or Patient Questionnaire responses are less than 100. N/A is shown where the base number of responses is less than 10 during the period. % is calculated as Quantity/Base number*100

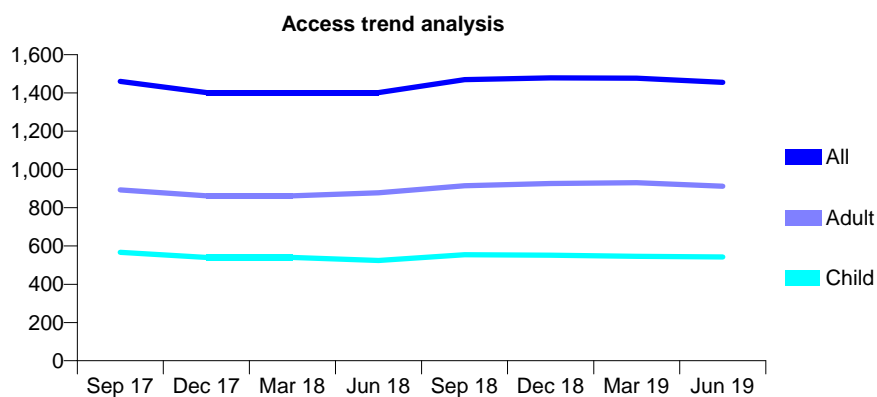
Q70 - Vital Signs At a Glance Contract Report for 125776/0006 - June 2019

Name or company name	Apex Dental Care Ltd
Contract type name	GDS Contract
Purpose of contract	General
Contract start date	03/08/2009
Contract end date	

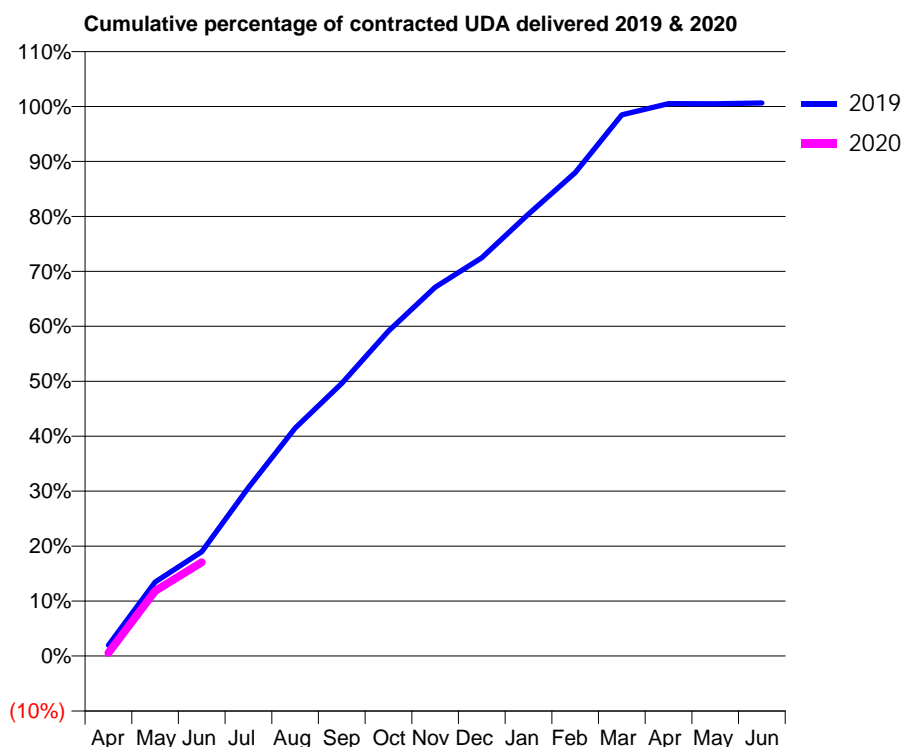
19/20 Contracted general activity (UDA)	3,549
Carry forward general activity (UDA)	0
19/20 Contracted orthodontic activity (UOA)	0
Carry forward orthodontic activity (UOA)	0
Baseline contract value	£81,478.23

ACCESS*

Patients seen in 24 months	Total	Change since previous quarter
Quarter ending June 2018	1,402	
Quarter ending September 2018	1,469	↑
Quarter ending December 2018	1,478	→
Quarter ending March 2019	1,477	→
Quarter ending June 2019	1,455	↓
Variance since June 2018	3.8%	↑



ACTIVITY



Month	Adjusted Scheduled Activity (UDA)	
	2019	2020
April	70	20
May	478	421
June	673	605
July	1,088	
August	1,472	
September	1,761	
October	2,098	
November	2,382	
December	2,572	
January	2,855	
February	3,121	
March	3,494	
April	3,567	
May	3,566	
June	3,571	

QUALITY

	Quantity	Base Number	Contract	AT	Region	England
% of FP17s for the same patient ID Re-attending within 3 months - Children	12	185	6.5%	9.2%	10.6%	11.4%
% of FP17s for the same patient ID Re-attending within 3 months - Adults	17	221	7.7%	13.8%	15.2%	15.4%
% of FP17s for the same patient ID Re-attending between 3 & 9 months - Children	114	185	61.6%	62.6%	62.3%	59.8%
% of FP17s for the same patient ID Re-attending between 3 & 9 months - Adults	129	221	58.4%	53.4%	53.3%	52.1%
% of FP17s for Band 1 Urgent Courses	36	374	9.6%	10.1%	9.7%	9.2%
% of FP17s Relating to Free Repair or Replacements	1	374	0.3%	0.6%	0.6%	0.7%
% of FP17s Relating to Continuations	0	374	0.0%	0.9%	0.8%	0.8%
% of Patients satisfied with the dentistry they have received	0	0	N/A	93.2%	93.4%	93.4%
% of Patients satisfied with the time they had to wait for an appointment	0	0	N/A	85.6%	86.8%	87.6%

* This is based on patients treated on this contract for their most recent course of treatment. Figures in italics indicate the base number of FP17s or Patient Questionnaire responses are less than 100. N/A is shown where the base number of responses is less than 10 during the period. % is calculated as Quantity/Base number*100

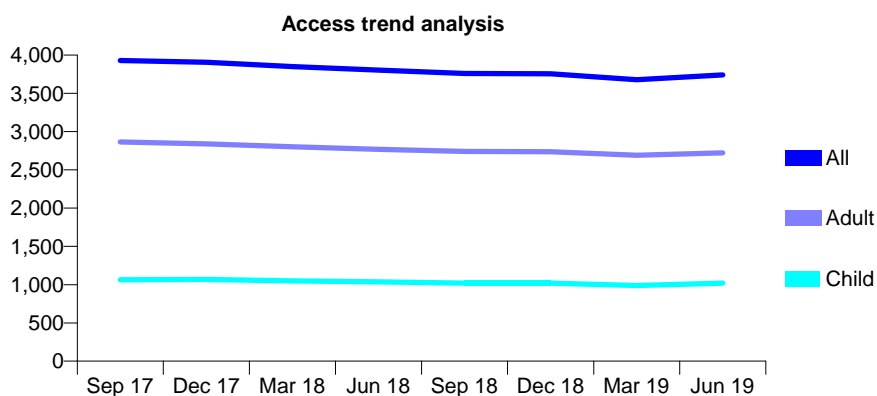
Q70 - Vital Signs At a Glance Contract Report for 125776/0012 - June 2019

Name or company name	Apex Dental Care Ltd
Contract type name	GDS Contract
Purpose of contract	General
Contract start date	01/09/2011
Contract end date	

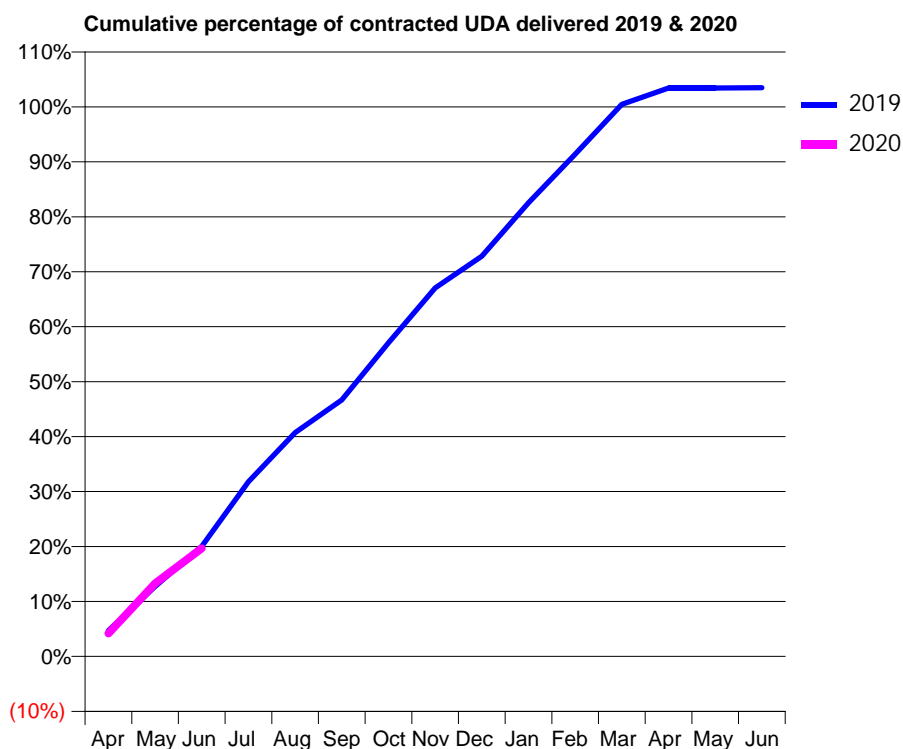
19/20 Contracted general activity (UDA)	10,000
Carry forward general activity (UDA)	0
19/20 Contracted orthodontic activity (UOA)	0
Carry forward orthodontic activity (UOA)	0
Baseline contract value	£277,527.29

ACCESS*

Patients seen in 24 months	Total	Change since previous quarter
Quarter ending June 2018	3,804	
Quarter ending September 2018	3,758	↓
Quarter ending December 2018	3,755	→
Quarter ending March 2019	3,679	↓
Quarter ending June 2019	3,741	→
Variance since June 2018	(1.7%)	↓



ACTIVITY



Month	Adjusted Scheduled Activity (UDA)	
	2019	2020
April	472	419
May	1,276	1,329
June	2,004	1,967
July	3,179	
August	4,072	
September	4,668	
October	5,706	
November	6,706	
December	7,281	
January	8,255	
February	9,141	
March	10,046	
April	10,342	
May	10,344	
June	10,350	

QUALITY

	Quantity	Base Number	Contract	AT	Region	England
% of FP17s for the same patient ID Re-attending within 3 months - Children	14	361	3.9%	9.2%	10.6%	11.4%
% of FP17s for the same patient ID Re-attending within 3 months - Adults	107	928	11.5%	13.8%	15.2%	15.4%
% of FP17s for the same patient ID Re-attending between 3 & 9 months - Children	241	361	66.8%	62.6%	62.3%	59.8%
% of FP17s for the same patient ID Re-attending between 3 & 9 months - Adults	567	928	61.1%	53.4%	53.3%	52.1%
% of FP17s for Band 1 Urgent Courses	86	1,127	7.6%	10.1%	9.7%	9.2%
% of FP17s Relating to Free Repair or Replacements	4	1,127	0.4%	0.6%	0.6%	0.7%
% of FP17s Relating to Continuations	0	1,127	0.0%	0.9%	0.8%	0.8%
% of Patients satisfied with the dentistry they have received	2	2	N/A	93.2%	93.4%	93.4%
% of Patients satisfied with the time they had to wait for an appointment	2	2	N/A	85.6%	86.8%	87.6%

* This is based on patients treated on this contract for their most recent course of treatment. Figures in italics indicate the base number of FP17s or Patient Questionnaire responses are less than 100. N/A is shown where the base number of responses is less than 10 during the period. % is calculated as Quantity/Base number*100

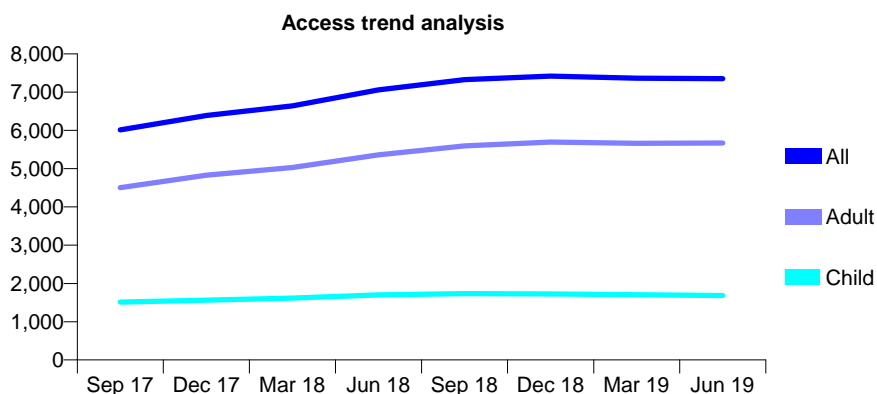
Q70 - Vital Signs At a Glance Contract Report for 125776/0015 - June 2019

Name or company name	Apex Dental Care Ltd
Contract type name	GDS Contract
Purpose of contract	General
Contract start date	01/06/2013
Contract end date	

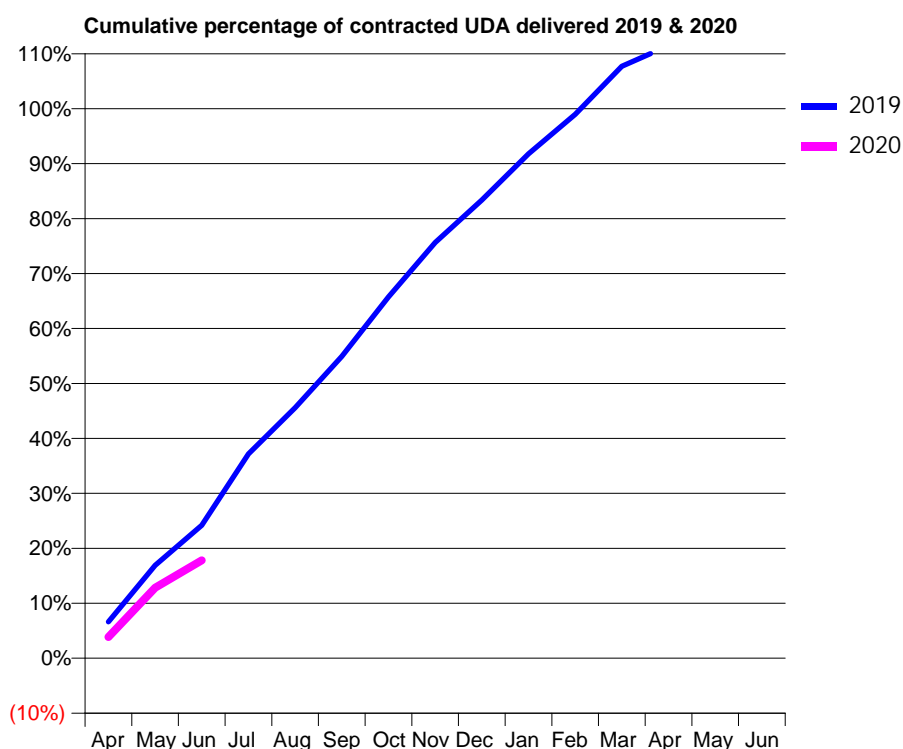
19/20 Contracted general activity (UDA)	16,814
Carry forward general activity (UDA)	0
19/20 Contracted orthodontic activity (UOA)	0
Carry forward orthodontic activity (UOA)	0
Baseline contract value	£397,915.40

ACCESS*

Patients seen in 24 months	Total	Change since previous quarter
Quarter ending June 2018	7,057	
Quarter ending September 2018	7,326	↑
Quarter ending December 2018	7,421	→
Quarter ending March 2019	7,365	→
Quarter ending June 2019	7,351	→
Variance since June 2018	4.2%	↑



ACTIVITY



Month	2019	2020
April	1,116	652
May	2,841	2,155
June	4,067	2,997
July	6,253	
August	7,664	
September	9,230	
October	11,055	
November	12,719	
December	14,018	
January	15,432	
February	16,640	
March	18,111	
April	18,738	
May	18,755	
June	18,762	

QUALITY

	Quantity	Base Number	Contract	AT	Region	England
% of FP17s for the same patient ID Re-attending within 3 months - Children	29	427	6.8%	9.2%	10.6%	11.4%
% of FP17s for the same patient ID Re-attending within 3 months - Adults	188	1,440	13.1%	13.8%	15.2%	15.4%
% of FP17s for the same patient ID Re-attending between 3 & 9 months - Children	261	427	61.1%	62.6%	62.3%	59.8%
% of FP17s for the same patient ID Re-attending between 3 & 9 months - Adults	662	1,440	46.0%	53.4%	53.3%	52.1%
% of FP17s for Band 1 Urgent Courses	300	1,545	19.4%	10.1%	9.7%	9.2%
% of FP17s Relating to Free Repair or Replacements	10	1,545	0.6%	0.6%	0.6%	0.7%
% of FP17s Relating to Continuations	9	1,545	0.6%	0.9%	0.8%	0.8%
% of Patients satisfied with the dentistry they have received	1	1	N/A	93.2%	93.4%	93.4%
% of Patients satisfied with the time they had to wait for an appointment	1	1	N/A	85.6%	86.8%	87.6%

* This is based on patients treated on this contract for their most recent course of treatment.

Figures in italics indicate the base number of FP17s or Patient Questionnaire responses are less than 100. N/A is shown where the base number of responses is less than 10 during the period. % is calculated as Quantity/Base number*100

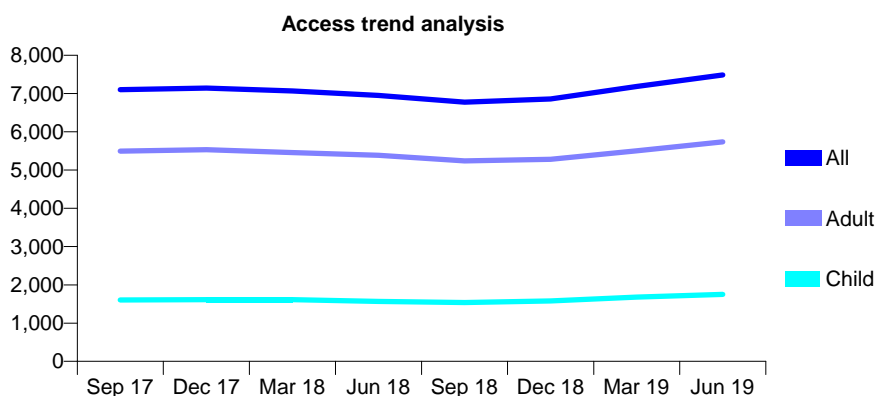
Q70 - Vital Signs At a Glance Contract Report for 127116/0002 - June 2019

Name or company name	Gosport Smile Clinic (Pitchforth & Elalami)
Contract type name	GDS Contract
Purpose of contract	General
Contract start date	01/07/2012
Contract end date	

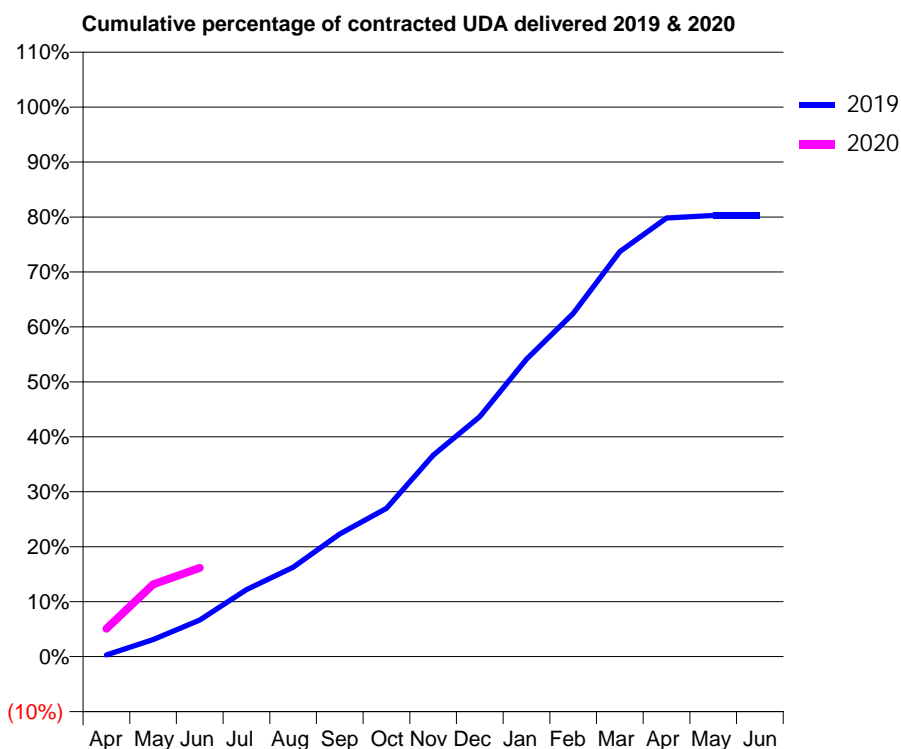
19/20 Contracted general activity (UDA)	20,000
Carry forward general activity (UDA)	0
19/20 Contracted orthodontic activity (UOA)	0
Carry forward orthodontic activity (UOA)	0
Baseline contract value	£539,533.57

ACCESS*

Patients seen in 24 months	Total	Change since previous quarter
Quarter ending June 2018	6,950	
Quarter ending September 2018	6,775	↓
Quarter ending December 2018	6,860	→
Quarter ending March 2019	7,181	↑
Quarter ending June 2019	7,486	↑
Variance since June 2018	7.7%	↑



ACTIVITY



Month	Adjusted Scheduled Activity (UDA)	
	2019	2020
April	61	1,015
May	620	2,632
June	1,331	3,231
July	2,437	
August	3,253	
September	4,461	
October	5,396	
November	7,332	
December	8,735	
January	10,828	
February	12,488	
March	14,738	
April	15,961	
May	16,054	
June	16,052	

QUALITY

	Quantity	Base Number	Contract	AT	Region	England
% of FP17s for the same patient ID Re-attending within 3 months - Children	19	537	3.5%	9.2%	10.6%	11.4%
% of FP17s for the same patient ID Re-attending within 3 months - Adults	200	1,805	11.1%	13.8%	15.2%	15.4%
% of FP17s for the same patient ID Re-attending between 3 & 9 months - Children	341	537	63.5%	62.6%	62.3%	59.8%
% of FP17s for the same patient ID Re-attending between 3 & 9 months - Adults	854	1,805	47.3%	53.4%	53.3%	52.1%
% of FP17s for Band 1 Urgent Courses	179	1,712	10.5%	10.1%	9.7%	9.2%
% of FP17s Relating to Free Repair or Replacements	1	1,712	0.1%	0.6%	0.6%	0.7%
% of FP17s Relating to Continuations	0	1,712	0.0%	0.9%	0.8%	0.8%
% of Patients satisfied with the dentistry they have received	4	4	N/A	93.2%	93.4%	93.4%
% of Patients satisfied with the time they had to wait for an appointment	4	4	N/A	85.6%	86.8%	87.6%

* This is based on patients treated on this contract for their most recent course of treatment. Figures in italics indicate the base number of FP17s or Patient Questionnaire responses are less than 100. N/A is shown where the base number of responses is less than 10 during the period. % is calculated as Quantity/Base number*100

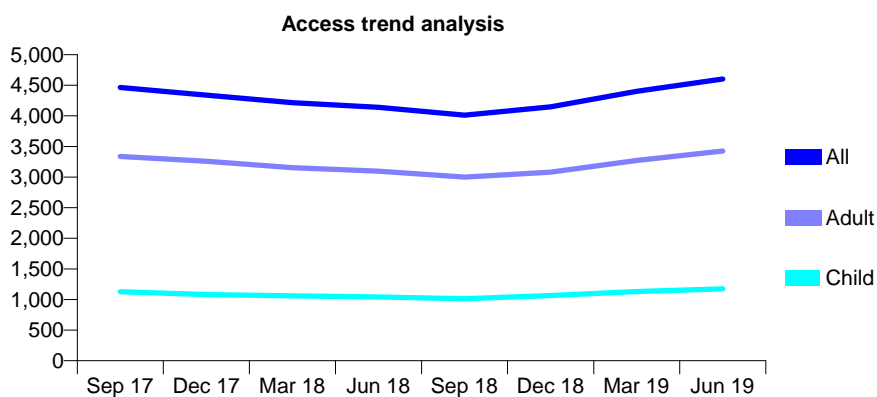
Q70 - Vital Signs At a Glance Contract Report for 127116/0004 - June 2019

Name or company name	Gosport Smile Clinic (Pitchforth & Elalami)
Contract type name	GDS Contract
Purpose of contract	General
Contract start date	01/07/2012
Contract end date	

19/20 Contracted general activity (UDA)	13,200
Carry forward general activity (UDA)	0
19/20 Contracted orthodontic activity (UOA)	0
Carry forward orthodontic activity (UOA)	0
Baseline contract value	£376,338.14

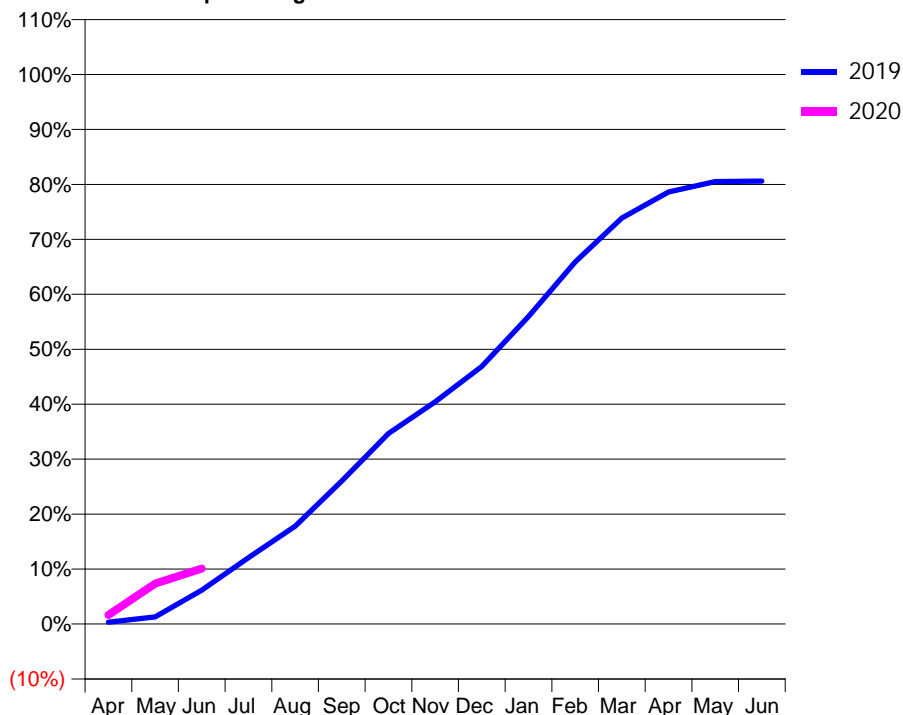
ACCESS*

Patients seen in 24 months	Total	Change since previous quarter
Quarter ending June 2018	4,140	
Quarter ending September 2018	4,013	↓
Quarter ending December 2018	4,148	↑
Quarter ending March 2019	4,401	↑
Quarter ending June 2019	4,602	↑
Variance since June 2018	11.2%	↑



ACTIVITY

Cumulative percentage of contracted UDA delivered 2019 & 2020



Month	Adjusted Scheduled Activity (UDA)	
	2019	2020
April	47	220
May	172	971
June	816	1,334
July	1,593	
August	2,351	
September	3,435	
October	4,577	
November	5,338	
December	6,188	
January	7,387	
February	8,697	
March	9,749	
April	10,378	
May	10,627	
June	10,640	

QUALITY

	Quantity	Base Number	Contract	AT	Region	England
% of FP17s for the same patient ID Re-attending within 3 months - Children	10	358	2.8%	9.2%	10.6%	11.4%
% of FP17s for the same patient ID Re-attending within 3 months - Adults	115	1,037	11.1%	13.8%	15.2%	15.4%
% of FP17s for the same patient ID Re-attending between 3 & 9 months - Children	225	358	62.8%	62.6%	62.3%	59.8%
% of FP17s for the same patient ID Re-attending between 3 & 9 months - Adults	559	1,037	53.9%	53.4%	53.3%	52.1%
% of FP17s for Band 1 Urgent Courses	73	918	8.0%	10.1%	9.7%	9.2%
% of FP17s Relating to Free Repair or Replacements	2	918	0.2%	0.6%	0.6%	0.7%
% of FP17s Relating to Continuations	0	918	0.0%	0.9%	0.8%	0.8%
% of Patients satisfied with the dentistry they have received	3	4	N/A	93.2%	93.4%	93.4%
% of Patients satisfied with the time they had to wait for an appointment	3	4	N/A	85.6%	86.8%	87.6%

* This is based on patients treated on this contract for their most recent course of treatment.

Figures in italics indicate the base number of FP17s or Patient Questionnaire responses are less than 100. N/A is shown where the base number of responses is less than 10 during the period. % is calculated as Quantity/Base number*100

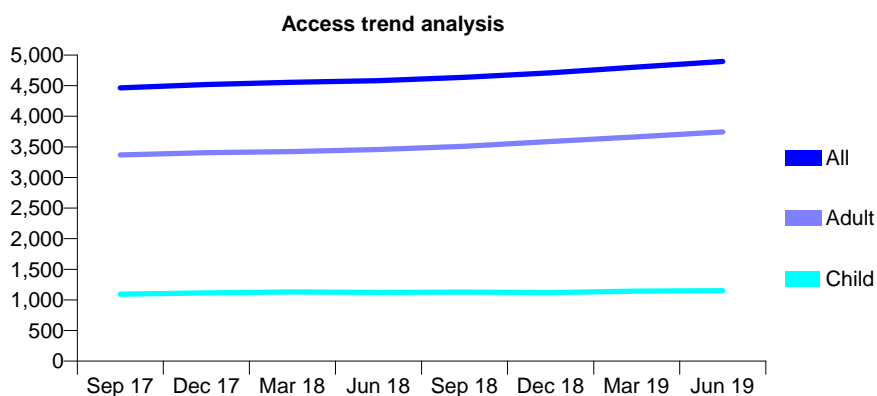
Q70 - Vital Signs At a Glance Contract Report for 128392/0001 - June 2019

Name or company name	Dr L Tangsiri
Contract type name	GDS Contract
Purpose of contract	General
Contract start date	25/09/2009
Contract end date	

19/20 Contracted general activity (UDA)	10,368
Carry forward general activity (UDA)	0
19/20 Contracted orthodontic activity (UOA)	0
Carry forward orthodontic activity (UOA)	0
Baseline contract value	£242,840.07

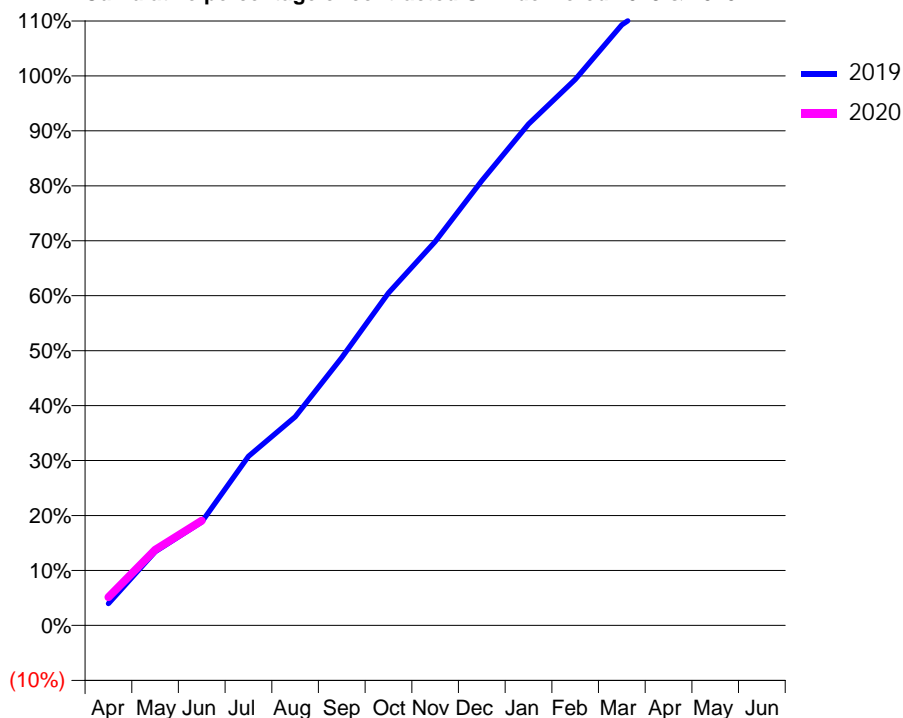
ACCESS*

Patients seen in 24 months	Total	Change since previous quarter
Quarter ending June 2018	4,582	
Quarter ending September 2018	4,638	→
Quarter ending December 2018	4,710	→
Quarter ending March 2019	4,805	↑
Quarter ending June 2019	4,897	→
Variance since June 2018	6.9%	↑



ACTIVITY

Cumulative percentage of contracted UDA delivered 2019 & 2020



Adjusted Scheduled Activity (UDA)

Month	2019	2020
April	412	534
May	1,390	1,427
June	1,954	1,977
July	3,192	
August	3,937	
September	5,053	
October	6,274	
November	7,241	
December	8,390	
January	9,458	
February	10,299	
March	11,332	
April	11,919	
May	11,919	
June	11,920	

QUALITY

	Quantity	Base Number	Contract	AT	Region	England
% of FP17s for the same patient ID Re-attending within 3 months - Children	17	348	4.9%	9.2%	10.6%	11.4%
% of FP17s for the same patient ID Re-attending within 3 months - Adults	143	1,190	12.0%	13.8%	15.2%	15.4%
% of FP17s for the same patient ID Re-attending between 3 & 9 months - Children	240	348	69.0%	62.6%	62.3%	59.8%
% of FP17s for the same patient ID Re-attending between 3 & 9 months - Adults	754	1,190	63.4%	53.4%	53.3%	52.1%
% of FP17s for Band 1 Urgent Courses	75	1,279	5.9%	10.1%	9.7%	9.2%
% of FP17s Relating to Free Repair or Replacements	6	1,279	0.5%	0.6%	0.6%	0.7%
% of FP17s Relating to Continuations	27	1,279	2.1%	0.9%	0.8%	0.8%
% of Patients satisfied with the dentistry they have received	1	1	N/A	93.2%	93.4%	93.4%
% of Patients satisfied with the time they had to wait for an appointment	1	1	N/A	85.6%	86.8%	87.6%

* This is based on patients treated on this contract for their most recent course of treatment.

Figures in italics indicate the base number of FP17s or Patient Questionnaire responses are less than 100. N/A is shown where the base number of responses is less than 10 during the period. % is calculated as Quantity/Base number*100

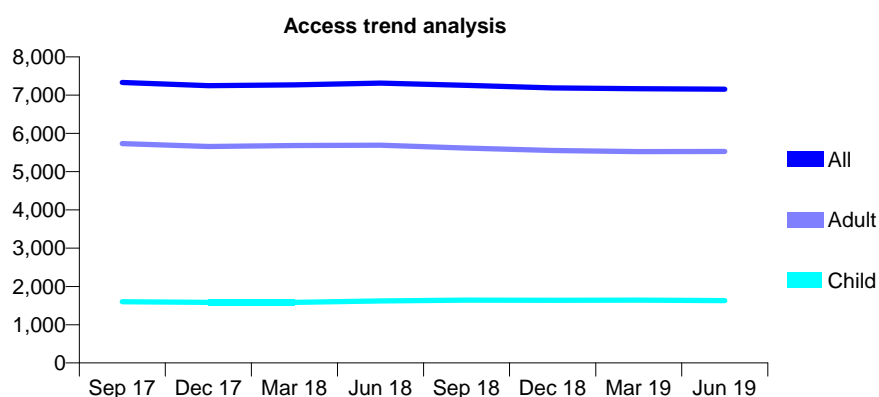
Q70 - Vital Signs At a Glance Contract Report for 128678/0001 - June 2019

Name or company name	SCA Trafalgar Dental Services Ltd
Contract type name	GDS Contract
Purpose of contract	General
Contract start date	01/04/2009
Contract end date	

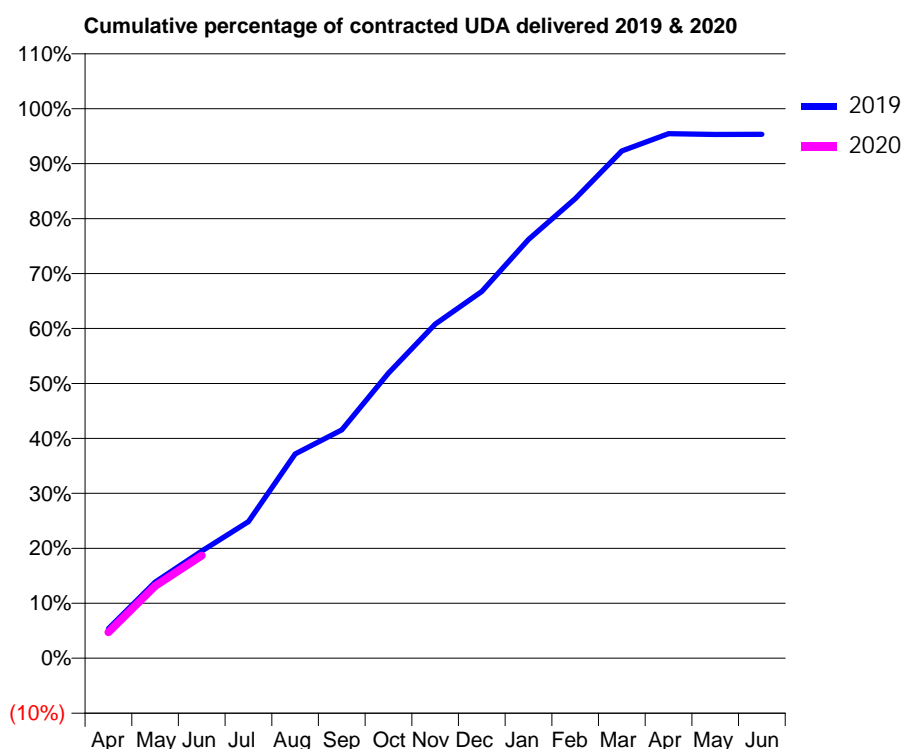
19/20 Contracted general activity (UDA)	21,352
Carry forward general activity (UDA)	0
19/20 Contracted orthodontic activity (UOA)	0
Carry forward orthodontic activity (UOA)	0
Baseline contract value	£563,809.20

ACCESS*

Patients seen in 24 months	Total	Change since previous quarter
Quarter ending June 2018	7,314	
Quarter ending September 2018	7,255	→
Quarter ending December 2018	7,188	→
Quarter ending March 2019	7,169	→
Quarter ending June 2019	7,156	→
Variance since June 2018	(2.2%)	↓



ACTIVITY



Month	2019	2020
April	1,146	1,012
May	2,955	2,803
June	4,166	3,987
July	5,308	
August	7,939	
September	8,872	
October	11,078	
November	12,980	
December	14,244	
January	16,268	
February	17,851	
March	19,710	
April	20,379	
May	20,352	
June	20,356	

QUALITY

	Quantity	Base Number	Contract	AT	Region	England
% of FP17s for the same patient ID Re-attending within 3 months - Children	39	560	7.0%	9.2%	10.6%	11.4%
% of FP17s for the same patient ID Re-attending within 3 months - Adults	179	1,864	9.6%	13.8%	15.2%	15.4%
% of FP17s for the same patient ID Re-attending between 3 & 9 months - Children	350	560	62.5%	62.6%	62.3%	59.8%
% of FP17s for the same patient ID Re-attending between 3 & 9 months - Adults	1,004	1,864	53.9%	53.4%	53.3%	52.1%
% of FP17s for Band 1 Urgent Courses	440	2,121	20.7%	10.1%	9.7%	9.2%
% of FP17s Relating to Free Repair or Replacements	5	2,121	0.2%	0.6%	0.6%	0.7%
% of FP17s Relating to Continuations	4	2,121	0.2%	0.9%	0.8%	0.8%
% of Patients satisfied with the dentistry they have received	3	4	N/A	93.2%	93.4%	93.4%
% of Patients satisfied with the time they had to wait for an appointment	3	4	N/A	85.6%	86.8%	87.6%

* This is based on patients treated on this contract for their most recent course of treatment.

Figures in italics indicate the base number of FP17s or Patient Questionnaire responses are less than 100. N/A is shown where the base number of responses is less than 10 during the period. % is calculated as Quantity/Base number*100

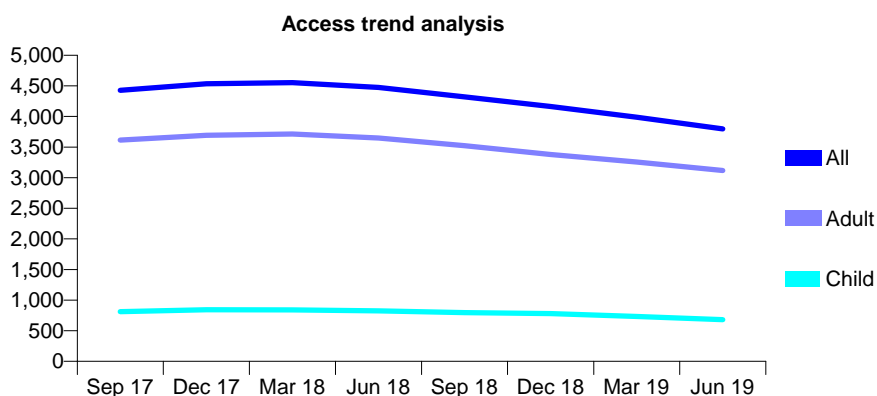
Q70 - Vital Signs At a Glance Contract Report for 128678/0002 - June 2019

Name or company name	SCA Trafalgar Dental Services Ltd
Contract type name	GDS Contract
Purpose of contract	General
Contract start date	10/02/2013
Contract end date	

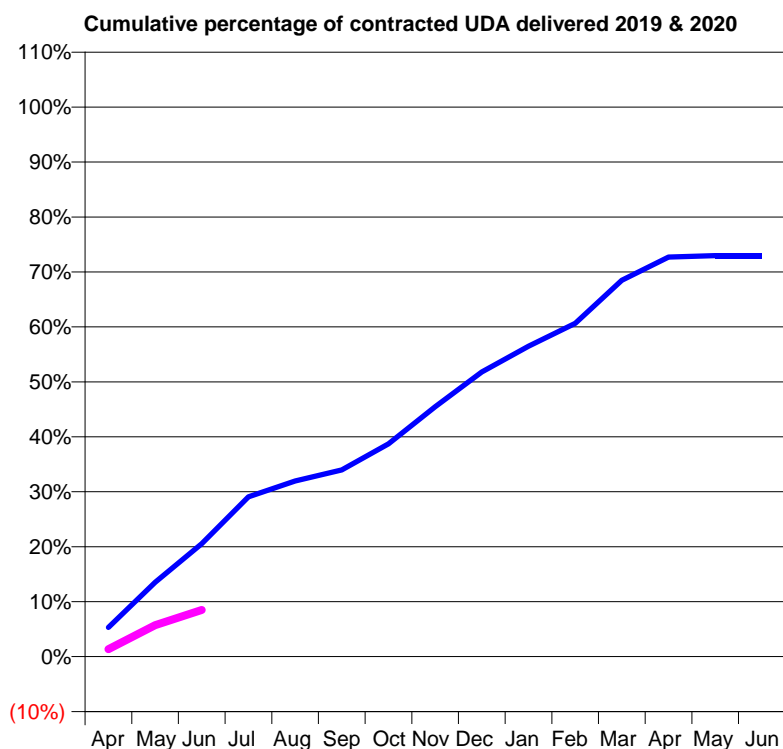
19/20 Contracted general activity (UDA)	16,000
Carry forward general activity (UDA)	0
19/20 Contracted orthodontic activity (UOA)	0
Carry forward orthodontic activity (UOA)	0
Baseline contract value	£502,286.39

ACCESS*

Patients seen in 24 months	Total	Change since previous quarter
Quarter ending June 2018	4,474	
Quarter ending September 2018	4,320	↓
Quarter ending December 2018	4,162	↓
Quarter ending March 2019	3,989	↓
Quarter ending June 2019	3,798	↓
Variance since June 2018	(15.1%)	↓



ACTIVITY



Month	Adjusted Scheduled Activity (UDA)	
	2019	2020
April	564	217
May	1,429	913
June	2,171	1,361
July	3,074	
August	3,380	
September	3,590	
October	4,093	
November	4,805	
December	5,474	
January	5,970	
February	6,412	
March	7,239	
April	7,687	
May	7,711	
June	7,711	

QUALITY

	Quantity	Base Number	Contract	AT	Region	England
% of FP17s for the same patient ID Re-attending within 3 months - Children	2	116	1.7%	9.2%	10.6%	11.4%
% of FP17s for the same patient ID Re-attending within 3 months - Adults	105	683	15.4%	13.8%	15.2%	15.4%
% of FP17s for the same patient ID Re-attending between 3 & 9 months - Children	47	116	40.5%	62.6%	62.3%	59.8%
% of FP17s for the same patient ID Re-attending between 3 & 9 months - Adults	267	683	39.1%	53.4%	53.3%	52.1%
% of FP17s for Band 1 Urgent Courses	80	627	12.8%	10.1%	9.7%	9.2%
% of FP17s Relating to Free Repair or Replacements	8	627	1.3%	0.6%	0.6%	0.7%
% of FP17s Relating to Continuations	12	627	1.9%	0.9%	0.8%	0.8%
% of Patients satisfied with the dentistry they have received	0	0	N/A	93.2%	93.4%	93.4%
% of Patients satisfied with the time they had to wait for an appointment	0	0	N/A	85.6%	86.8%	87.6%

* This is based on patients treated on this contract for their most recent course of treatment. Figures in italics indicate the base number of FP17s or Patient Questionnaire responses are less than 100. N/A is shown where the base number of responses is less than 10 during the period. % is calculated as Quantity/Base number*100

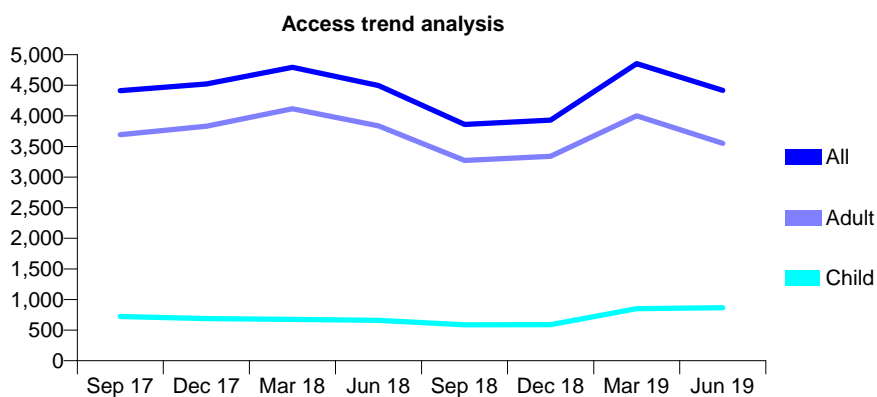
Q70 - Vital Signs At a Glance Contract Report for 129135/0001 - June 2019

Name or company name	Mr M Rzepski & Mrs A Grycz-Rzepaska
Contract type name	GDS Contract
Purpose of contract	General
Contract start date	01/04/2006
Contract end date	

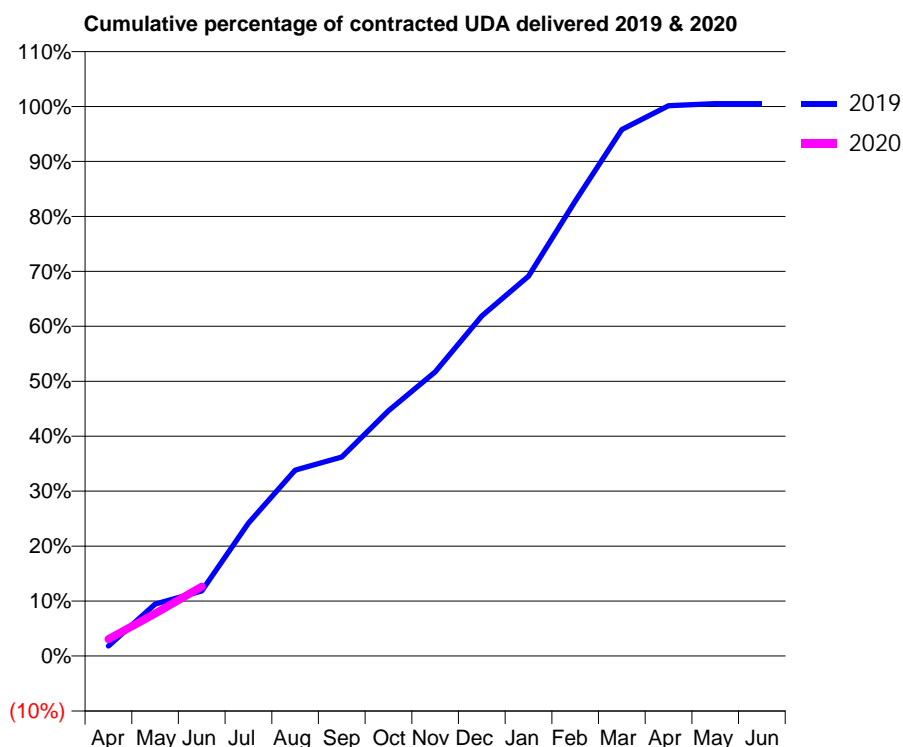
19/20 Contracted general activity (UDA)	14,316
Carry forward general activity (UDA)	0
19/20 Contracted orthodontic activity (UOA)	0
Carry forward orthodontic activity (UOA)	0
Baseline contract value	£303,122.20

ACCESS*

Patients seen in 24 months	Total	Change since previous quarter
Quarter ending June 2018	4,495	
Quarter ending September 2018	3,860	↓
Quarter ending December 2018	3,931	→
Quarter ending March 2019	4,852	↑
Quarter ending June 2019	4,418	↓
Variance since June 2018	(1.7%)	↓



ACTIVITY



Month	Adjusted Scheduled Activity (UDA)	
	2019	2020
April	246	439
May	1,267	1,107
June	1,587	1,807
July	3,244	
August	4,539	
September	4,861	
October	5,988	
November	6,935	
December	8,302	
January	9,274	
February	11,106	
March	12,851	
April	13,433	
May	13,483	
June	13,483	

QUALITY

	Quantity	Base Number	Contract	AT	Region	England
% of FP17s for the same patient ID Re-attending within 3 months - Children	16	314	5.1%	9.2%	10.6%	11.4%
% of FP17s for the same patient ID Re-attending within 3 months - Adults	148	1,105	13.4%	13.8%	15.2%	15.4%
% of FP17s for the same patient ID Re-attending between 3 & 9 months - Children	153	314	48.7%	62.6%	62.3%	59.8%
% of FP17s for the same patient ID Re-attending between 3 & 9 months - Adults	553	1,105	50.0%	53.4%	53.3%	52.1%
% of FP17s for Band 1 Urgent Courses	69	1,023	6.7%	10.1%	9.7%	9.2%
% of FP17s Relating to Free Repair or Replacements	10	1,023	1.0%	0.6%	0.6%	0.7%
% of FP17s Relating to Continuations	22	1,023	2.2%	0.9%	0.8%	0.8%
% of Patients satisfied with the dentistry they have received	1	1	N/A	93.2%	93.4%	93.4%
% of Patients satisfied with the time they had to wait for an appointment	1	1	N/A	85.6%	86.8%	87.6%

* This is based on patients treated on this contract for their most recent course of treatment. Figures in italics indicate the base number of FP17s or Patient Questionnaire responses are less than 100. N/A is shown where the base number of responses is less than 10 during the period. % is calculated as Quantity/Base number*100

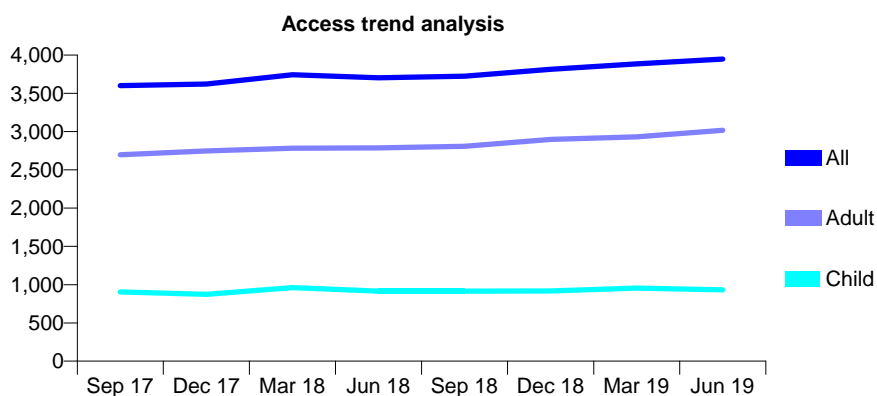
Q70 - Vital Signs At a Glance Contract Report for 129992/0008 - June 2019

Name or company name	Somerset Partnership NHS Foundation Tru:
Contract type name	PDS Contract
Purpose of contract	General
Contract start date	01/04/2015
Contract end date	31/03/2020

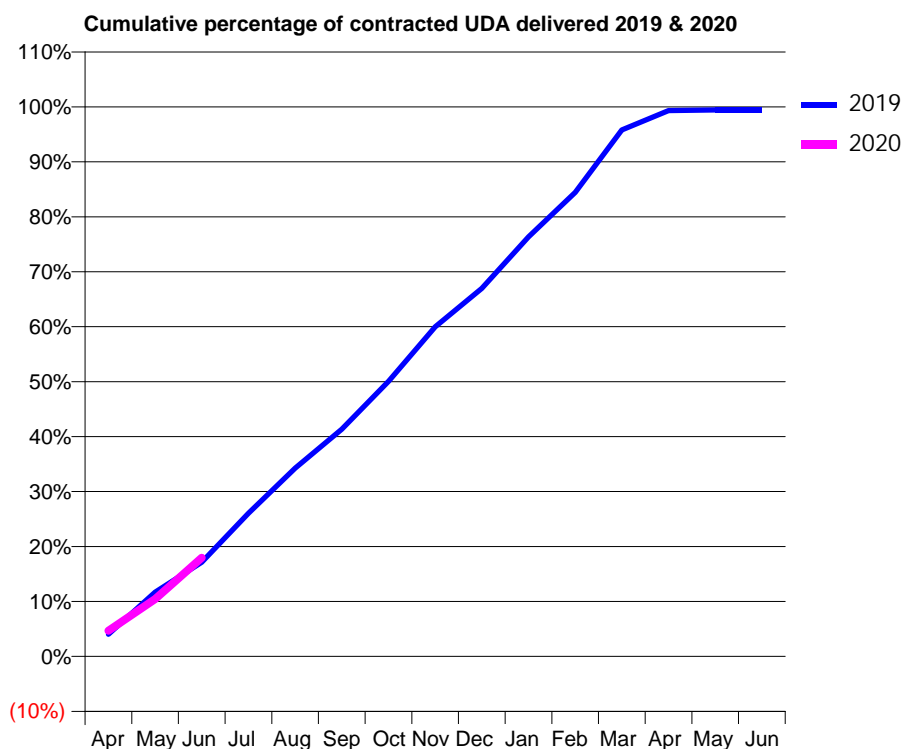
19/20 Contracted general activity (UDA)	9,333
Carry forward general activity (UDA)	0
19/20 Contracted orthodontic activity (UOA)	0
Carry forward orthodontic activity (UOA)	0
Baseline contract value	£1,809,728.00

ACCESS*

Patients seen in 24 months	Total	Change since previous quarter
Quarter ending June 2018	3,703	
Quarter ending September 2018	3,723	→
Quarter ending December 2018	3,815	↑
Quarter ending March 2019	3,885	→
Quarter ending June 2019	3,948	→
Variance since June 2018	6.6%	↑



ACTIVITY



Month	2019	2020
April	378	435
May	1,093	975
June	1,600	1,677
July	2,430	
August	3,199	
September	3,859	
October	4,671	
November	5,598	
December	6,249	
January	7,125	
February	7,880	
March	8,940	
April	9,269	
May	9,280	
June	9,281	

QUALITY

	Quantity	Base Number	Contract	AT	Region	England
% of FP17s for the same patient ID Re-attending within 3 months - Children	18	267	6.7%	9.2%	10.6%	11.4%
% of FP17s for the same patient ID Re-attending within 3 months - Adults	84	886	9.5%	13.8%	15.2%	15.4%
% of FP17s for the same patient ID Re-attending between 3 & 9 months - Children	145	267	54.3%	62.6%	62.3%	59.8%
% of FP17s for the same patient ID Re-attending between 3 & 9 months - Adults	488	886	55.1%	53.4%	53.3%	52.1%
% of FP17s for Band 1 Urgent Courses	54	966	5.6%	10.1%	9.7%	9.2%
% of FP17s Relating to Free Repair or Replacements	2	966	0.2%	0.6%	0.6%	0.7%
% of FP17s Relating to Continuations	18	966	1.9%	0.9%	0.8%	0.8%
% of Patients satisfied with the dentistry they have received	1	1	N/A	93.2%	93.4%	93.4%
% of Patients satisfied with the time they had to wait for an appointment	1	1	N/A	85.6%	86.8%	87.6%

* This is based on patients treated on this contract for their most recent course of treatment. Figures in italics indicate the base number of FP17s or Patient Questionnaire responses are less than 100. N/A is shown where the base number of responses is less than 10 during the period. % is calculated as Quantity/Base number*100

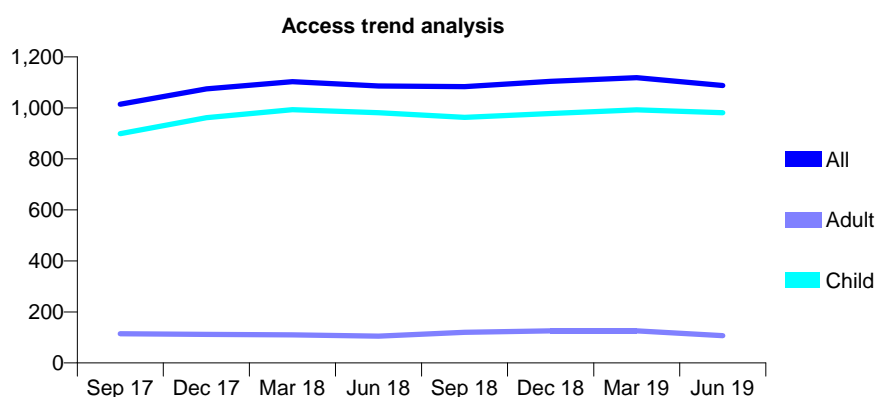
Q70 - Vital Signs At a Glance Contract Report for 129992/0009 - June 2019

Name or company name	Somerset Partnership NHS Foundation Tru:
Contract type name	PDS Contract
Purpose of contract	General
Contract start date	01/04/2015
Contract end date	31/03/2020

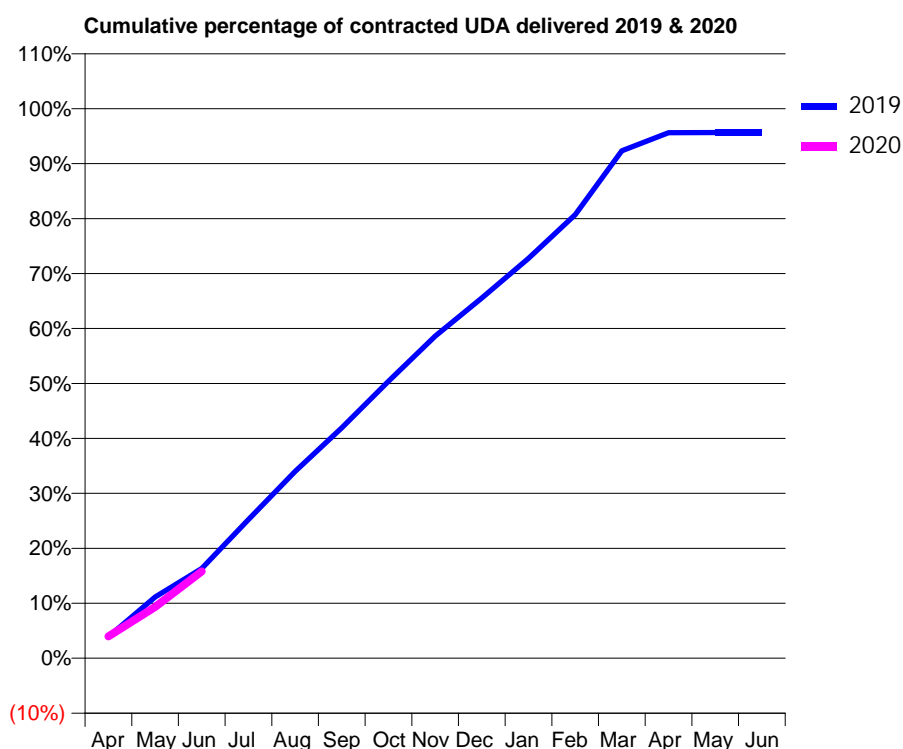
19/20 Contracted general activity (UDA)	4,666
Carry forward general activity (UDA)	0
19/20 Contracted orthodontic activity (UOA)	0
Carry forward orthodontic activity (UOA)	0
Baseline contract value	£403,522.33

ACCESS*

Patients seen in 24 months	Total	Change since previous quarter
Quarter ending June 2018	1,086	
Quarter ending September 2018	1,083	→
Quarter ending December 2018	1,104	→
Quarter ending March 2019	1,118	→
Quarter ending June 2019	1,088	↓
Variance since June 2018	0.2%	→



ACTIVITY



Month	2019	2020
April	183	185
May	520	436
June	761	737
July	1,177	
August	1,587	
September	1,956	
October	2,351	
November	2,735	
December	3,057	
January	3,395	
February	3,766	
March	4,307	
April	4,462	
May	4,463	
June	4,463	

QUALITY

	Quantity	Base Number	Contract	AT	Region	England
% of FP17s for the same patient ID Re-attending within 3 months - Children	23	354	6.5%	9.2%	10.6%	11.4%
% of FP17s for the same patient ID Re-attending within 3 months - Adults	0	26	0.0%	13.8%	15.2%	15.4%
% of FP17s for the same patient ID Re-attending between 3 & 9 months - Children	38	354	10.7%	62.6%	62.3%	59.8%
% of FP17s for the same patient ID Re-attending between 3 & 9 months - Adults	0	26	0.0%	53.4%	53.3%	52.1%
% of FP17s for Band 1 Urgent Courses	7	309	2.3%	10.1%	9.7%	9.2%
% of FP17s Relating to Free Repair or Replacements	0	309	0.0%	0.6%	0.6%	0.7%
% of FP17s Relating to Continuations	7	309	2.3%	0.9%	0.8%	0.8%
% of Patients satisfied with the dentistry they have received	0	0	N/A	93.2%	93.4%	93.4%
% of Patients satisfied with the time they had to wait for an appointment	0	0	N/A	85.6%	86.8%	87.6%

* This is based on patients treated on this contract for their most recent course of treatment.

Figures in italics indicate the base number of FP17s or Patient Questionnaire responses are less than 100. N/A is shown where the base number of responses is less than 10 during the period. % is calculated as Quantity/Base number*100

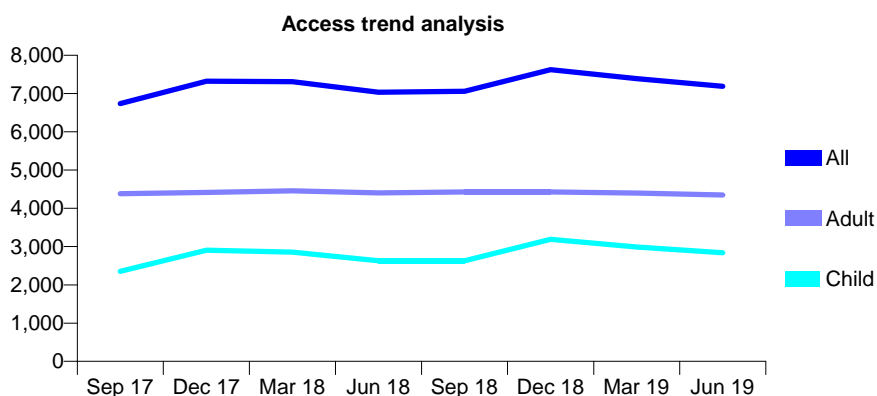
Q70 - Vital Signs At a Glance Contract Report for 130400/0001 - June 2019

Name or company name	M & A Dentmet Ltd
Contract type name	GDS Contract
Purpose of contract	General
Contract start date	01/09/2009
Contract end date	

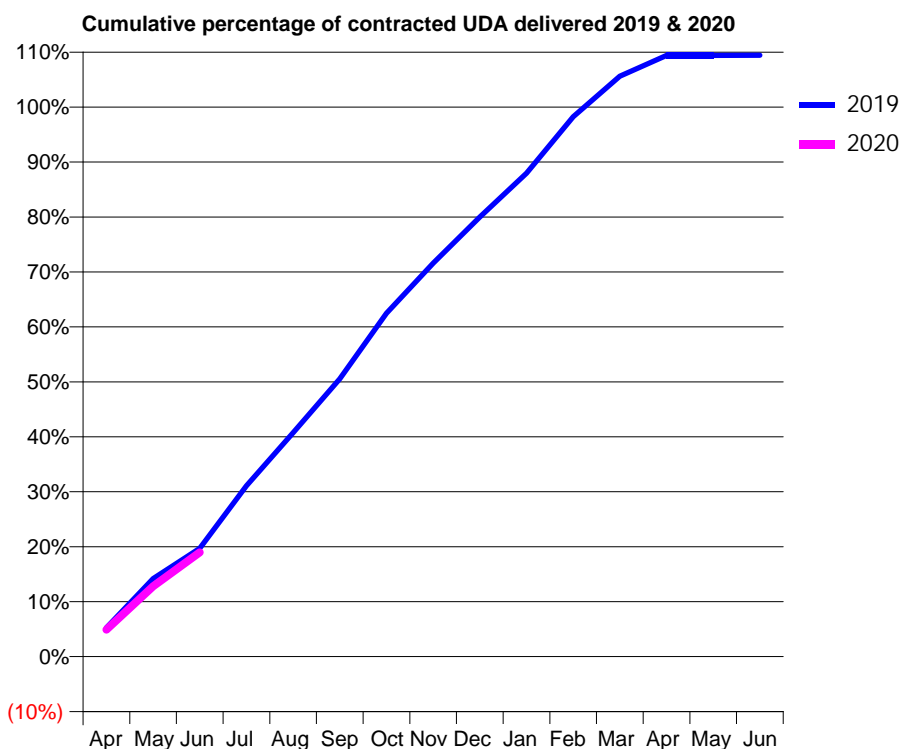
19/20 Contracted general activity (UDA)	13,601
Carry forward general activity (UDA)	0
19/20 Contracted orthodontic activity (UOA)	0
Carry forward orthodontic activity (UOA)	0
Baseline contract value	£357,347.32

ACCESS*

Patients seen in 24 months	Total	Change since previous quarter
Quarter ending June 2018	7,031	
Quarter ending September 2018	7,059	→
Quarter ending December 2018	7,621	↑
Quarter ending March 2019	7,388	↓
Quarter ending June 2019	7,188	↓
Variance since June 2018	2.2%	↑



ACTIVITY



Month	Adjusted Scheduled Activity (UDA)	
	2019	2020
April	715	669
May	1,931	1,742
June	2,679	2,578
July	4,229	
August	5,543	
September	6,872	
October	8,499	
November	9,739	
December	10,881	
January	11,962	
February	13,364	
March	14,363	
April	14,876	
May	14,881	
June	14,885	

QUALITY

	Quantity	Base Number	Contract	AT	Region	England
% of FP17s for the same patient ID Re-attending within 3 months - Children	27	538	5.0%	9.2%	10.6%	11.4%
% of FP17s for the same patient ID Re-attending within 3 months - Adults	134	1,285	10.4%	13.8%	15.2%	15.4%
% of FP17s for the same patient ID Re-attending between 3 & 9 months - Children	341	538	63.4%	62.6%	62.3%	59.8%
% of FP17s for the same patient ID Re-attending between 3 & 9 months - Adults	750	1,285	58.4%	53.4%	53.3%	52.1%
% of FP17s for Band 1 Urgent Courses	112	1,503	7.5%	10.1%	9.7%	9.2%
% of FP17s Relating to Free Repair or Replacements	4	1,503	0.3%	0.6%	0.6%	0.7%
% of FP17s Relating to Continuations	8	1,503	0.5%	0.9%	0.8%	0.8%
% of Patients satisfied with the dentistry they have received	2	2	N/A	93.2%	93.4%	93.4%
% of Patients satisfied with the time they had to wait for an appointment	2	2	N/A	85.6%	86.8%	87.6%

* This is based on patients treated on this contract for their most recent course of treatment. Figures in italics indicate the base number of FP17s or Patient Questionnaire responses are less than 100. N/A is shown where the base number of responses is less than 10 during the period. % is calculated as Quantity/Base number*100

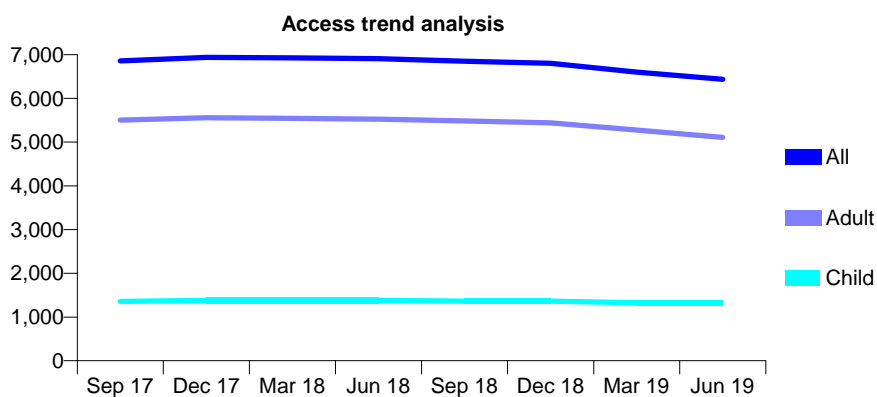
Q70 - Vital Signs At a Glance Contract Report for 130931/0001 - June 2019

Name or company name	Palmerston Precinct Practice Limited
Contract type name	GDS Contract
Purpose of contract	General
Contract start date	01/04/2008
Contract end date	

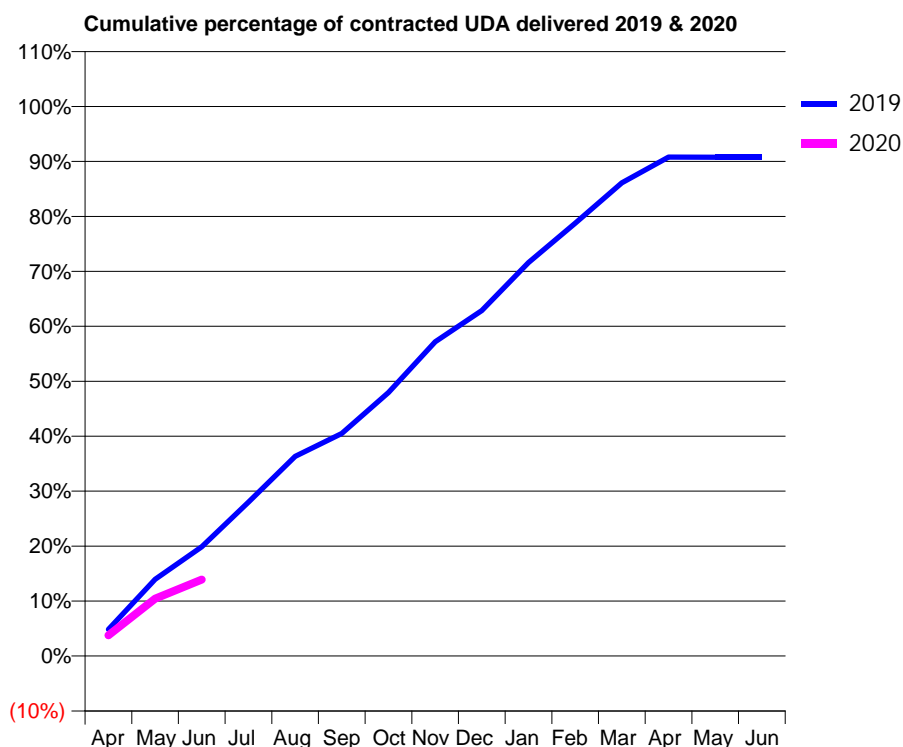
19/20 Contracted general activity (UDA)	20,100
Carry forward general activity (UDA)	0
19/20 Contracted orthodontic activity (UOA)	0
Carry forward orthodontic activity (UOA)	0
Baseline contract value	£492,917.08

ACCESS*

Patients seen in 24 months	Total	Change since previous quarter
Quarter ending June 2018	6,906	
Quarter ending September 2018	6,849	→
Quarter ending December 2018	6,804	→
Quarter ending March 2019	6,603	↓
Quarter ending June 2019	6,436	↓
Variance since June 2018	(6.8%)	↓



ACTIVITY



Month	Adjusted Scheduled Activity (UDA)	
	2019	2020
April	893	759
May	2,570	2,102
June	3,660	2,798
July	5,149	
August	6,685	
September	7,447	
October	8,820	
November	10,518	
December	11,562	
January	13,169	
February	14,485	
March	15,837	
April	16,700	
May	16,695	
June	16,695	

QUALITY

	Quantity	Base Number	Contract	AT	Region	England
% of FP17s for the same patient ID Re-attending within 3 months - Children	29	465	6.2%	9.2%	10.6%	11.4%
% of FP17s for the same patient ID Re-attending within 3 months - Adults	149	1,449	10.3%	13.8%	15.2%	15.4%
% of FP17s for the same patient ID Re-attending between 3 & 9 months - Children	277	465	59.6%	62.6%	62.3%	59.8%
% of FP17s for the same patient ID Re-attending between 3 & 9 months - Adults	729	1,449	50.3%	53.4%	53.3%	52.1%
% of FP17s for Band 1 Urgent Courses	102	1,478	6.9%	10.1%	9.7%	9.2%
% of FP17s Relating to Free Repair or Replacements	9	1,478	0.6%	0.6%	0.6%	0.7%
% of FP17s Relating to Continuations	13	1,478	0.9%	0.9%	0.8%	0.8%
% of Patients satisfied with the dentistry they have received	1	1	N/A	93.2%	93.4%	93.4%
% of Patients satisfied with the time they had to wait for an appointment	0	1	N/A	85.6%	86.8%	87.6%

* This is based on patients treated on this contract for their most recent course of treatment. Figures in italics indicate the base number of FP17s or Patient Questionnaire responses are less than 100. N/A is shown where the base number of responses is less than 10 during the period. % is calculated as Quantity/Base number*100

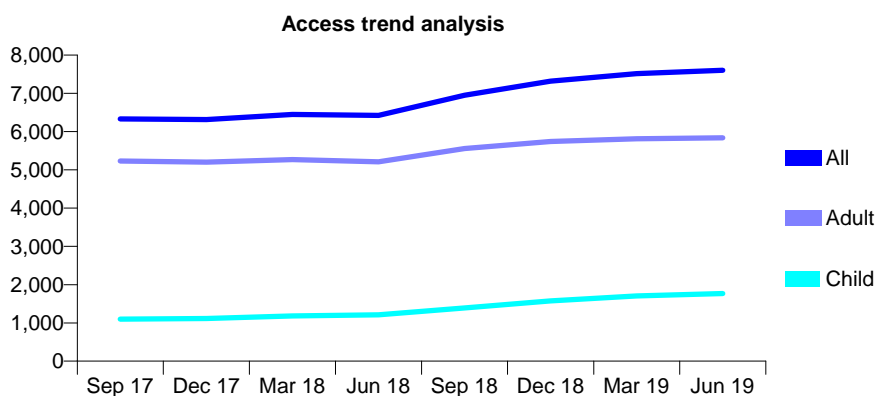
Q70 - Vital Signs At a Glance Contract Report for 131024/0001 - June 2019

Name or company name	Dr NF Portelli & Dr RO Smallwood
Contract type name	GDS Contract
Purpose of contract	General
Contract start date	01/12/2012
Contract end date	

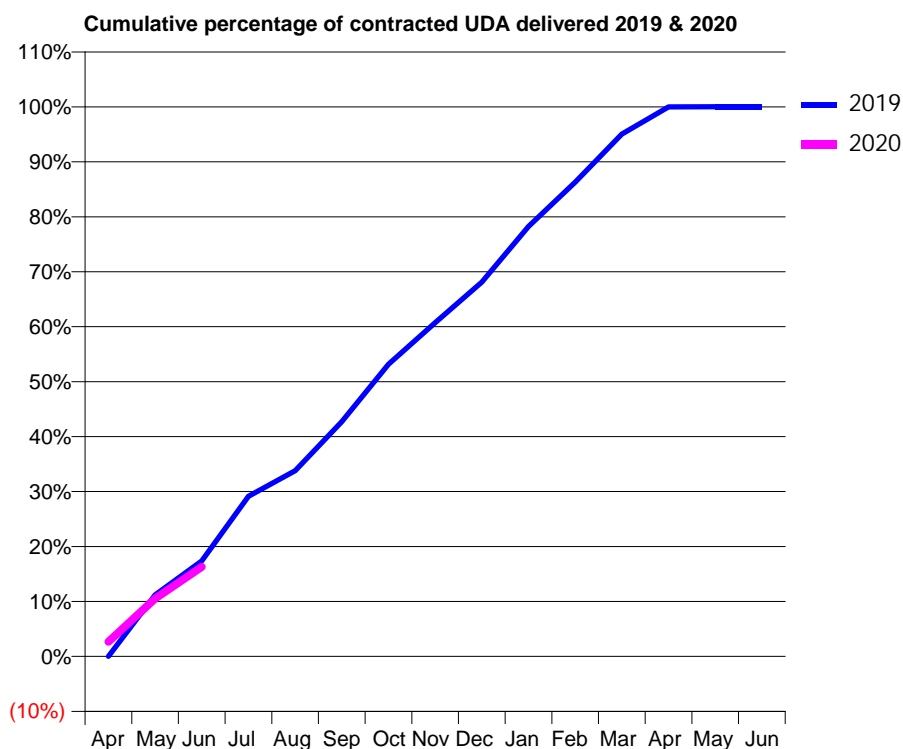
19/20 Contracted general activity (UDA)	23,747
Carry forward general activity (UDA)	0
19/20 Contracted orthodontic activity (UOA)	0
Carry forward orthodontic activity (UOA)	0
Baseline contract value	£556,558.90

ACCESS*

Patients seen in 24 months	Total	Change since previous quarter
Quarter ending June 2018	6,423	
Quarter ending September 2018	6,948	↑
Quarter ending December 2018	7,317	↑
Quarter ending March 2019	7,515	↑
Quarter ending June 2019	7,604	→
Variance since June 2018	18.4%	↑



ACTIVITY



Month	Adjusted Scheduled Activity (UDA)	
	2019	2020
April	0	637
May	2,461	2,499
June	3,824	3,868
July	6,407	
August	7,432	
September	9,393	
October	11,691	
November	13,359	
December	14,981	
January	17,206	
February	18,983	
March	20,905	
April	21,995	
May	21,998	
June	22,001	

QUALITY

	Quantity	Base Number	Contract	AT	Region	England
% of FP17s for the same patient ID Re-attending within 3 months - Children	53	720	7.4%	9.2%	10.6%	11.4%
% of FP17s for the same patient ID Re-attending within 3 months - Adults	252	2,333	10.8%	13.8%	15.2%	15.4%
% of FP17s for the same patient ID Re-attending between 3 & 9 months - Children	479	720	66.5%	62.6%	62.3%	59.8%
% of FP17s for the same patient ID Re-attending between 3 & 9 months - Adults	1,766	2,333	75.7%	53.4%	53.3%	52.1%
% of FP17s for Band 1 Urgent Courses	170	2,451	6.9%	10.1%	9.7%	9.2%
% of FP17s Relating to Free Repair or Replacements	8	2,451	0.3%	0.6%	0.6%	0.7%
% of FP17s Relating to Continuations	10	2,451	0.4%	0.9%	0.8%	0.8%
% of Patients satisfied with the dentistry they have received	3	3	N/A	93.2%	93.4%	93.4%
% of Patients satisfied with the time they had to wait for an appointment	3	3	N/A	85.6%	86.8%	87.6%

* This is based on patients treated on this contract for their most recent course of treatment. Figures in italics indicate the base number of FP17s or Patient Questionnaire responses are less than 100. N/A is shown where the base number of responses is less than 10 during the period. % is calculated as Quantity/Base number*100

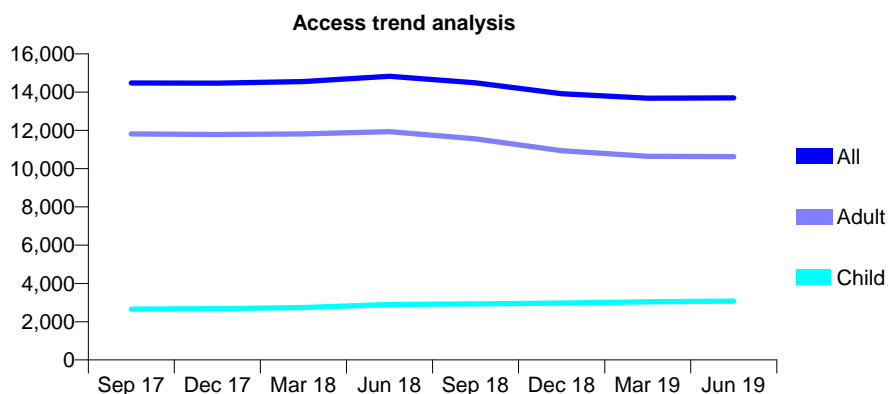
Q70 - Vital Signs At a Glance Contract Report for 132063/0001 - June 2019

Name or company name	DR A Brogan
Contract type name	GDS Contract
Purpose of contract	General
Contract start date	01/04/2011
Contract end date	

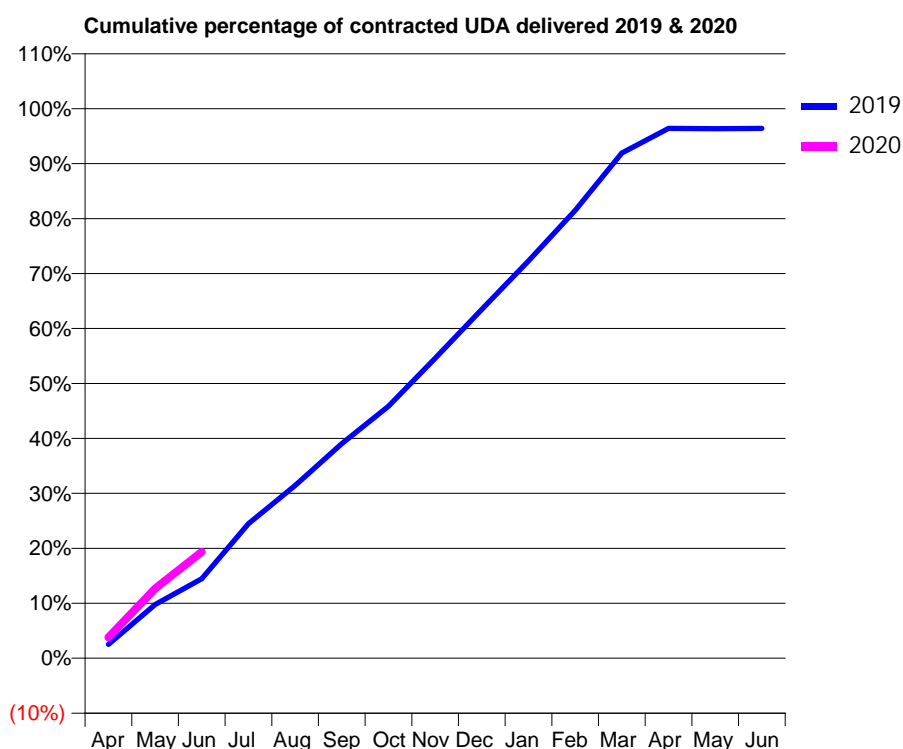
19/20 Contracted general activity (UDA)	38,250
Carry forward general activity (UDA)	0
19/20 Contracted orthodontic activity (UOA)	0
Carry forward orthodontic activity (UOA)	0
Baseline contract value	£1,155,176.38

ACCESS*

Patients seen in 24 months	Total	Change since previous quarter
Quarter ending June 2018	14,829	
Quarter ending September 2018	14,487	↓
Quarter ending December 2018	13,916	↓
Quarter ending March 2019	13,683	↓
Quarter ending June 2019	13,697	→
Variance since June 2018	(7.6%)	↓



ACTIVITY



Month	2019	2020
April	964	1,457
May	3,734	4,853
June	5,524	7,406
July	9,360	
August	12,028	
September	14,930	
October	17,535	
November	20,884	
December	24,278	
January	27,655	
February	31,170	
March	35,169	
April	36,878	
May	36,856	
June	36,871	

QUALITY

	Quantity	Base Number	Contract	AT	Region	England
% of FP17s for the same patient ID Re-attending within 3 months - Children	50	1,122	4.5%	9.2%	10.6%	11.4%
% of FP17s for the same patient ID Re-attending within 3 months - Adults	428	3,544	12.1%	13.8%	15.2%	15.4%
% of FP17s for the same patient ID Re-attending between 3 & 9 months - Children	694	1,122	61.9%	62.6%	62.3%	59.8%
% of FP17s for the same patient ID Re-attending between 3 & 9 months - Adults	2,033	3,544	57.4%	53.4%	53.3%	52.1%
% of FP17s for Band 1 Urgent Courses	319	3,864	8.3%	10.1%	9.7%	9.2%
% of FP17s Relating to Free Repair or Replacements	27	3,864	0.7%	0.6%	0.6%	0.7%
% of FP17s Relating to Continuations	18	3,864	0.5%	0.9%	0.8%	0.8%
% of Patients satisfied with the dentistry they have received	9	11	81.8%	93.2%	93.4%	93.4%
% of Patients satisfied with the time they had to wait for an appointment	9	11	81.8%	85.6%	86.8%	87.6%

* This is based on patients treated on this contract for their most recent course of treatment.

Figures in italics indicate the base number of FP17s or Patient Questionnaire responses are less than 100. N/A is shown where the base number of responses is less than 10 during the period. % is calculated as Quantity/Base number*100

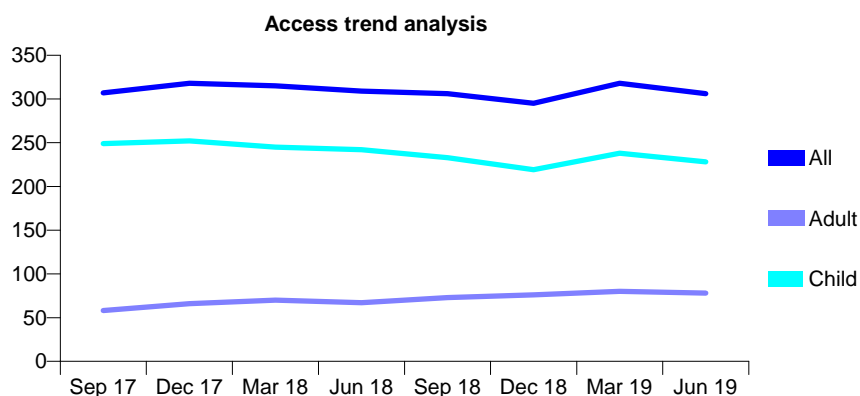
Q70 - Vital Signs At a Glance Contract Report for 133183/0001 - June 2019

Name or company name	Heath Dental Suite
Contract type name	GDS Contract
Purpose of contract	General
Contract start date	01/09/2012
Contract end date	

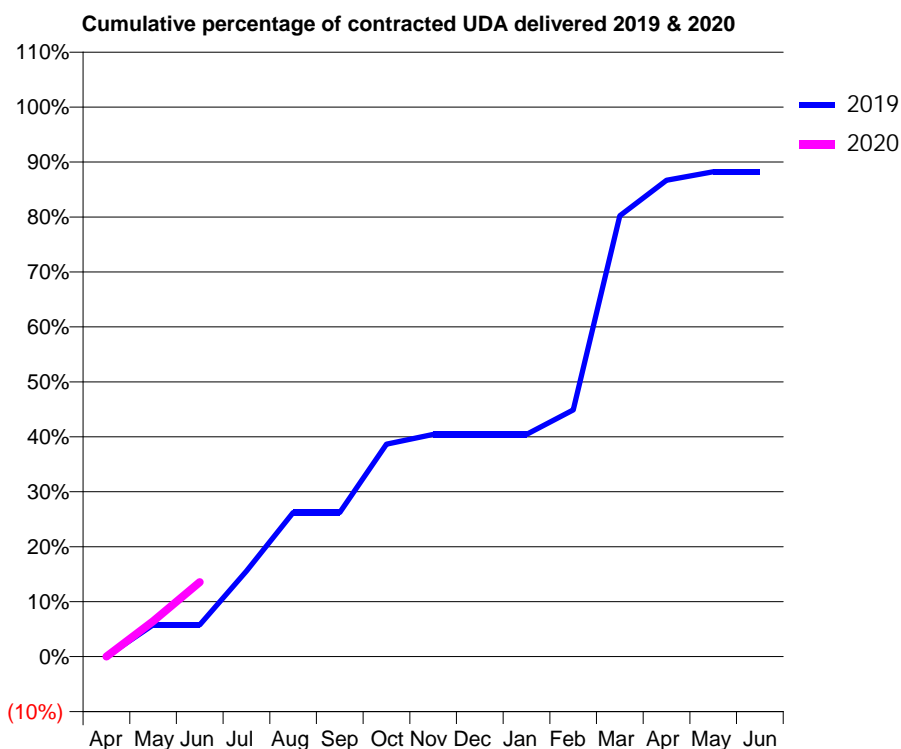
19/20 Contracted general activity (UDA)	450
Carry forward general activity (UDA)	0
19/20 Contracted orthodontic activity (UOA)	0
Carry forward orthodontic activity (UOA)	0
Baseline contract value	£11,399.70

ACCESS*

Patients seen in 24 months	Total	Change since previous quarter
Quarter ending June 2018	309	
Quarter ending September 2018	306	→
Quarter ending December 2018	295	↓
Quarter ending March 2019	318	↑
Quarter ending June 2019	306	↓
Variance since June 2018	(1.0%)	→



ACTIVITY



Month	Adjusted Scheduled Activity (UDA)	
	2019	2020
April	0	0
May	26	29
June	26	61
July	70	
August	118	
September	118	
October	174	
November	182	
December	182	
January	182	
February	202	
March	361	
April	390	
May	397	
June	397	

QUALITY

	Quantity	Base Number	Contract	AT	Region	England
% of FP17s for the same patient ID Re-attending within 3 months - Children	3	77	3.9%	9.2%	10.6%	11.4%
% of FP17s for the same patient ID Re-attending within 3 months - Adults	0	12	0.0%	13.8%	15.2%	15.4%
% of FP17s for the same patient ID Re-attending between 3 & 9 months - Children	43	77	55.8%	62.6%	62.3%	59.8%
% of FP17s for the same patient ID Re-attending between 3 & 9 months - Adults	5	12	41.7%	53.4%	53.3%	52.1%
% of FP17s for Band 1 Urgent Courses	0	55	0.0%	10.1%	9.7%	9.2%
% of FP17s Relating to Free Repair or Replacements	0	55	0.0%	0.6%	0.6%	0.7%
% of FP17s Relating to Continuations	0	55	0.0%	0.9%	0.8%	0.8%
% of Patients satisfied with the dentistry they have received	0	0	N/A	93.2%	93.4%	93.4%
% of Patients satisfied with the time they had to wait for an appointment	0	0	N/A	85.6%	86.8%	87.6%

* This is based on patients treated on this contract for their most recent course of treatment. Figures in italics indicate the base number of FP17s or Patient Questionnaire responses are less than 100. N/A is shown where the base number of responses is less than 10 during the period. % is calculated as Quantity/Base number*100

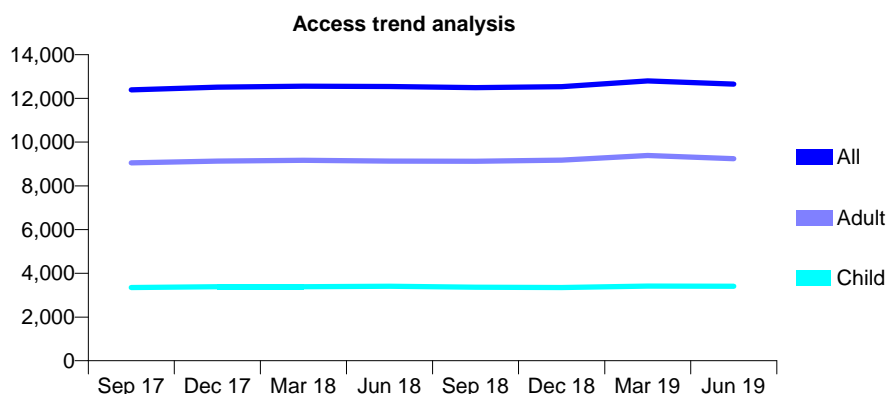
Q70 - Vital Signs At a Glance Contract Report for 133302/0001 - June 2019

Name or company name	Fleet Dental Centre limited
Contract type name	GDS Contract
Purpose of contract	General
Contract start date	01/04/2013
Contract end date	

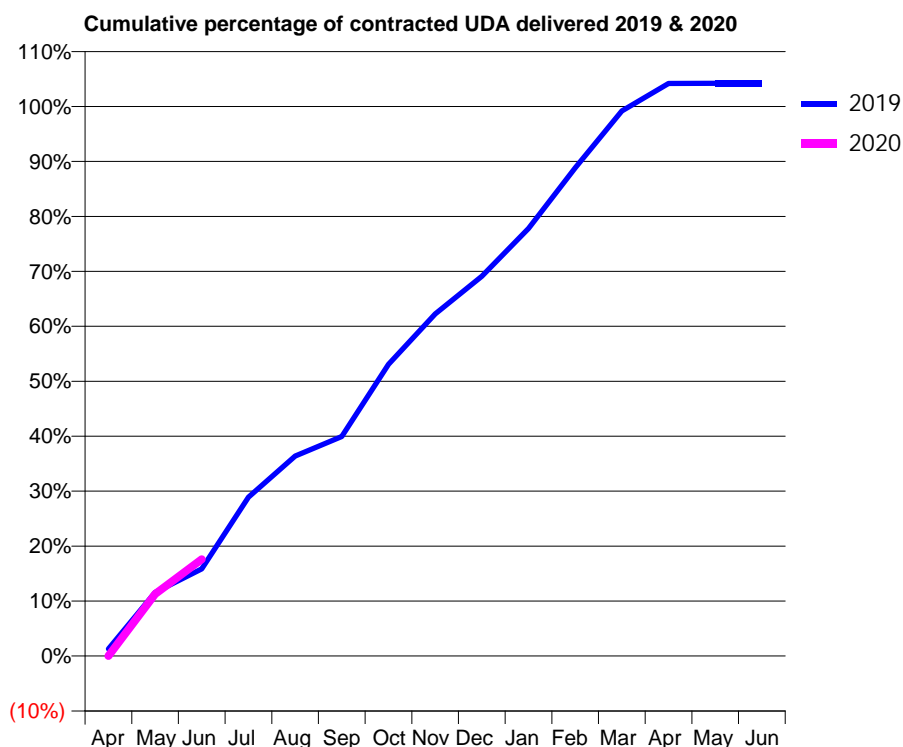
19/20 Contracted general activity (UDA)	25,346
Carry forward general activity (UDA)	0
19/20 Contracted orthodontic activity (UOA)	0
Carry forward orthodontic activity (UOA)	0
Baseline contract value	£630,271.49

ACCESS*

Patients seen in 24 months	Total	Change since previous quarter
Quarter ending June 2018	12,548	
Quarter ending September 2018	12,488	→
Quarter ending December 2018	12,532	→
Quarter ending March 2019	12,800	↑
Quarter ending June 2019	12,655	↓
Variance since June 2018	0.9%	→



ACTIVITY



Month	Adjusted Scheduled Activity (UDA)	
	2019	2020
April	327	0
May	2,939	2,862
June	4,020	4,461
July	7,329	
August	9,221	
September	10,124	
October	13,457	
November	15,781	
December	17,515	
January	19,721	
February	22,513	
March	25,132	
April	26,410	
May	26,412	
June	26,416	

QUALITY

	Quantity	Base Number	Contract	AT	Region	England
% of FP17s for the same patient ID Re-attending within 3 months - Children	82	1,257	6.5%	9.2%	10.6%	11.4%
% of FP17s for the same patient ID Re-attending within 3 months - Adults	406	3,074	13.2%	13.8%	15.2%	15.4%
% of FP17s for the same patient ID Re-attending between 3 & 9 months - Children	882	1,257	70.2%	62.6%	62.3%	59.8%
% of FP17s for the same patient ID Re-attending between 3 & 9 months - Adults	1,933	3,074	62.9%	53.4%	53.3%	52.1%
% of FP17s for Band 1 Urgent Courses	181	3,045	5.9%	10.1%	9.7%	9.2%
% of FP17s Relating to Free Repair or Replacements	19	3,045	0.6%	0.6%	0.6%	0.7%
% of FP17s Relating to Continuations	32	3,045	1.1%	0.9%	0.8%	0.8%
% of Patients satisfied with the dentistry they have received	13	13	100.0%	93.2%	93.4%	93.4%
% of Patients satisfied with the time they had to wait for an appointment	11	13	84.6%	85.6%	86.8%	87.6%

* This is based on patients treated on this contract for their most recent course of treatment. Figures in italics indicate the base number of FP17s or Patient Questionnaire responses are less than 100. N/A is shown where the base number of responses is less than 10 during the period. % is calculated as Quantity/Base number*100

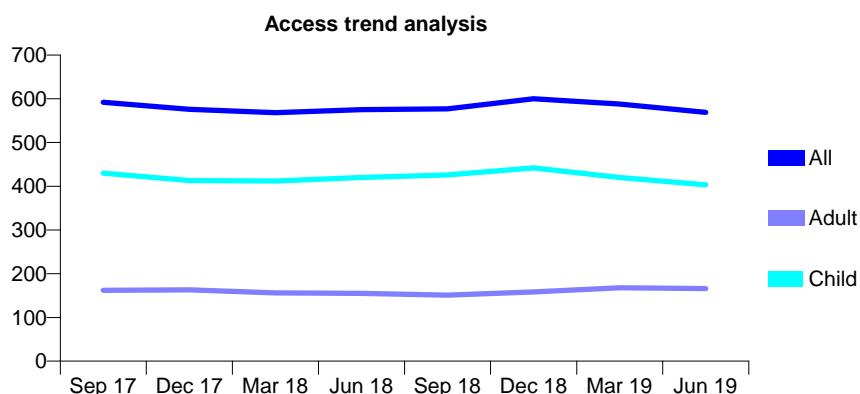
Q70 - Vital Signs At a Glance Contract Report for 134074/0001 - June 2019

Name or company name	Dr Pawel Kiersz and Dr Ewelina Kiersz
Contract type name	GDS Contract
Purpose of contract	General
Contract start date	30/04/2010
Contract end date	

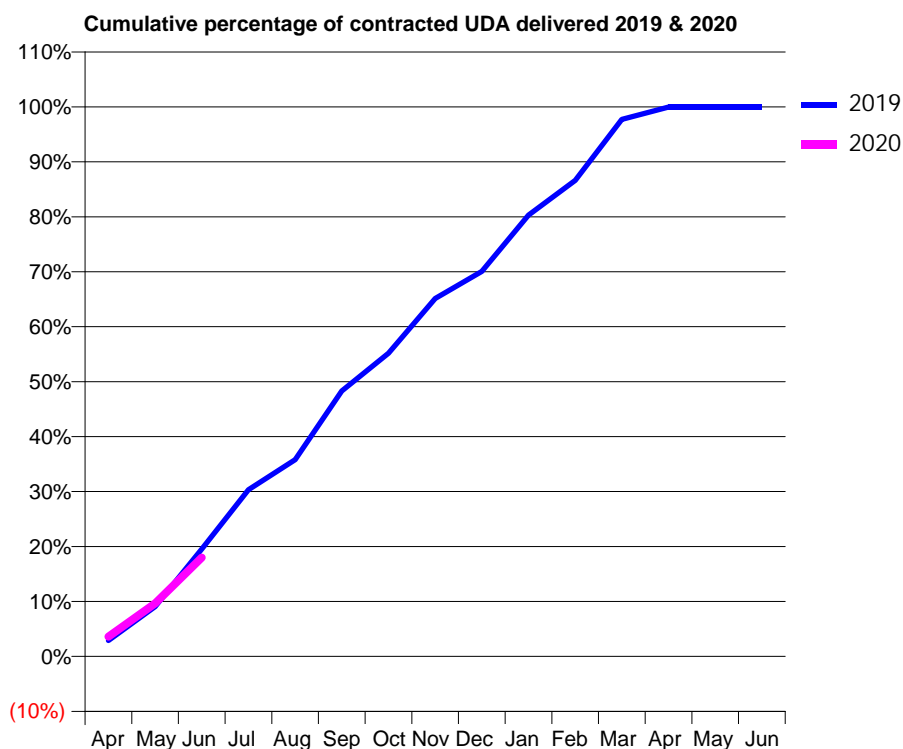
19/20 Contracted general activity (UDA)	1,389
Carry forward general activity (UDA)	0
19/20 Contracted orthodontic activity (UOA)	0
Carry forward orthodontic activity (UOA)	0
Baseline contract value	£29,873.45

ACCESS*

Patients seen in 24 months	Total	Change since previous quarter
Quarter ending June 2018	575	
Quarter ending September 2018	577	→
Quarter ending December 2018	600	↑
Quarter ending March 2019	588	↓
Quarter ending June 2019	569	↓
Variance since June 2018	(1.0%)	↓



ACTIVITY



Month	2019	2020
April	40	50
May	126	134
June	271	250
July	422	
August	497	
September	671	
October	766	
November	905	
December	973	
January	1,115	
February	1,203	
March	1,357	
April	1,389	
May	1,389	
June	1,389	

QUALITY

	Quantity	Base Number	Contract	AT	Region	England
% of FP17s for the same patient ID Re-attending within 3 months - Children	9	133	6.8%	9.2%	10.6%	11.4%
% of FP17s for the same patient ID Re-attending within 3 months - Adults	6	38	15.8%	13.8%	15.2%	15.4%
% of FP17s for the same patient ID Re-attending between 3 & 9 months - Children	96	133	72.2%	62.6%	62.3%	59.8%
% of FP17s for the same patient ID Re-attending between 3 & 9 months - Adults	22	38	57.9%	53.4%	53.3%	52.1%
% of FP17s for Band 1 Urgent Courses	4	159	2.5%	10.1%	9.7%	9.2%
% of FP17s Relating to Free Repair or Replacements	0	159	0.0%	0.6%	0.6%	0.7%
% of FP17s Relating to Continuations	0	159	0.0%	0.9%	0.8%	0.8%
% of Patients satisfied with the dentistry they have received	0	0	N/A	93.2%	93.4%	93.4%
% of Patients satisfied with the time they had to wait for an appointment	0	0	N/A	85.6%	86.8%	87.6%

* This is based on patients treated on this contract for their most recent course of treatment. Figures in italics indicate the base number of FP17s or Patient Questionnaire responses are less than 100. N/A is shown where the base number of responses is less than 10 during the period. % is calculated as Quantity/Base number*100

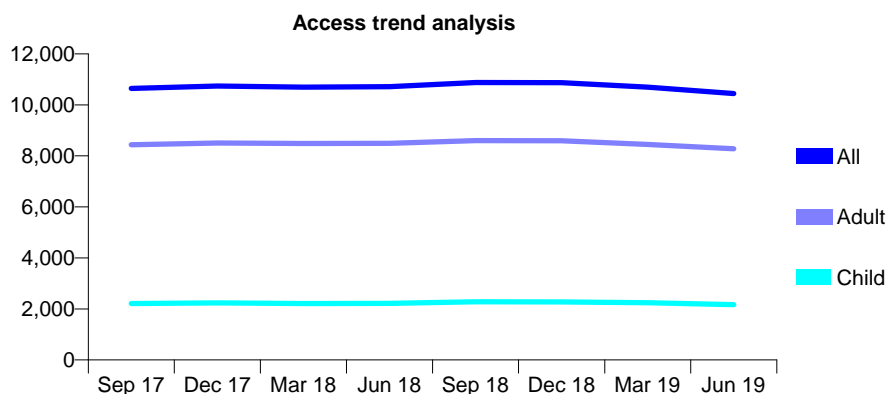
Q70 - Vital Signs At a Glance Contract Report for 136042/0001 - June 2019

Name or company name	Bryant R, Preddy S, Yates M & Shahi M
Contract type name	PDS Contract
Purpose of contract	General
Contract start date	01/04/2006
Contract end date	31/03/2026

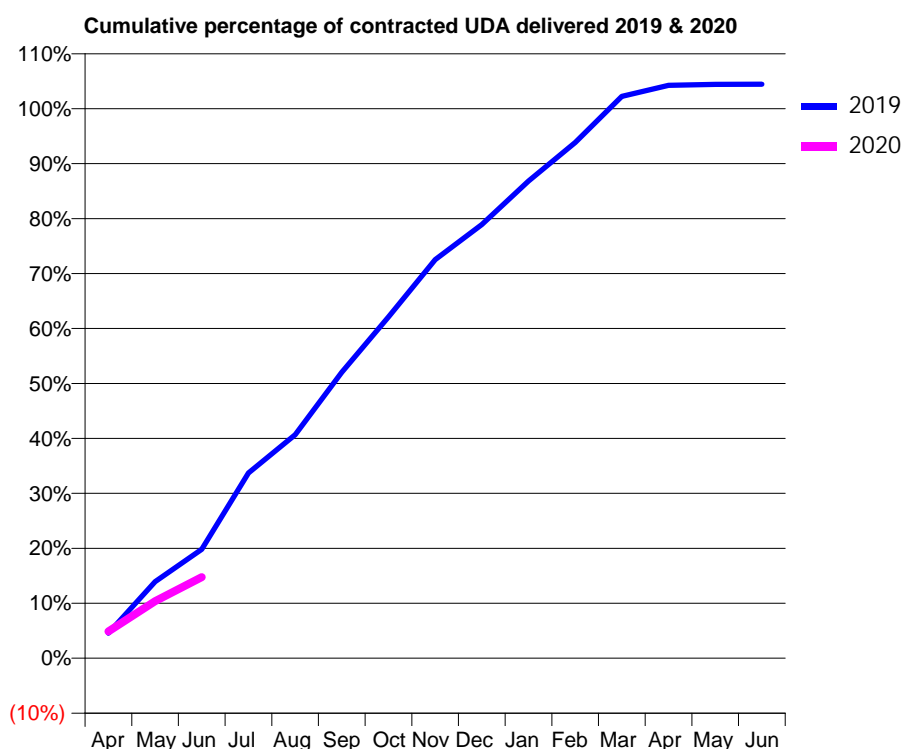
19/20 Contracted general activity (UDA)	28,500
Carry forward general activity (UDA)	0
19/20 Contracted orthodontic activity (UOA)	0
Carry forward orthodontic activity (UOA)	0
Baseline contract value	£927,114.26

ACCESS*

Patients seen in 24 months	Total	Change since previous quarter
Quarter ending June 2018	10,717	
Quarter ending September 2018	10,880	→
Quarter ending December 2018	10,869	→
Quarter ending March 2019	10,694	↓
Quarter ending June 2019	10,445	↓
Variance since June 2018	(2.5%)	↓



ACTIVITY



Month	2019	2020
April	1,300	1,392
May	3,973	2,962
June	5,650	4,209
July	9,612	
August	11,593	
September	14,823	
October	17,700	
November	20,671	
December	22,486	
January	24,751	
February	26,748	
March	29,135	
April	29,706	
May	29,755	
June	29,763	

QUALITY

	Quantity	Base Number	Contract	AT	Region	England
% of FP17s for the same patient ID Re-attending within 3 months - Children	30	581	5.2%	9.2%	10.6%	11.4%
% of FP17s for the same patient ID Re-attending within 3 months - Adults	148	1,784	8.3%	13.8%	15.2%	15.4%
% of FP17s for the same patient ID Re-attending between 3 & 9 months - Children	372	581	64.0%	62.6%	62.3%	59.8%
% of FP17s for the same patient ID Re-attending between 3 & 9 months - Adults	541	1,784	30.3%	53.4%	53.3%	52.1%
% of FP17s for Band 1 Urgent Courses	185	2,050	9.0%	10.1%	9.7%	9.2%
% of FP17s Relating to Free Repair or Replacements	10	2,050	0.5%	0.6%	0.6%	0.7%
% of FP17s Relating to Continuations	11	2,050	0.5%	0.9%	0.8%	0.8%
% of Patients satisfied with the dentistry they have received	3	3	N/A	93.2%	93.4%	93.4%
% of Patients satisfied with the time they had to wait for an appointment	2	3	N/A	85.6%	86.8%	87.6%

* This is based on patients treated on this contract for their most recent course of treatment.

Figures in italics indicate the base number of FP17s or Patient Questionnaire responses are less than 100. N/A is shown where the base number of responses is less than 10 during the period. % is calculated as Quantity/Base number*100

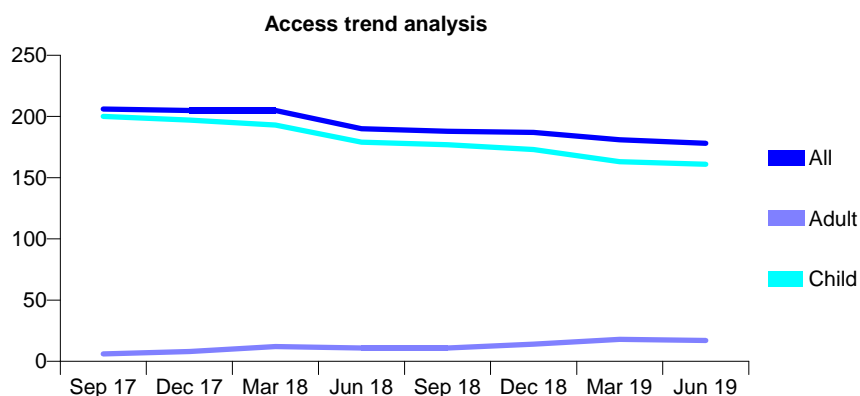
Q70 - Vital Signs At a Glance Contract Report for 136514/0001 - June 2019

Name or company name	Parkstone Dental Practice
Contract type name	GDS Contract
Purpose of contract	General
Contract start date	01/04/2016
Contract end date	

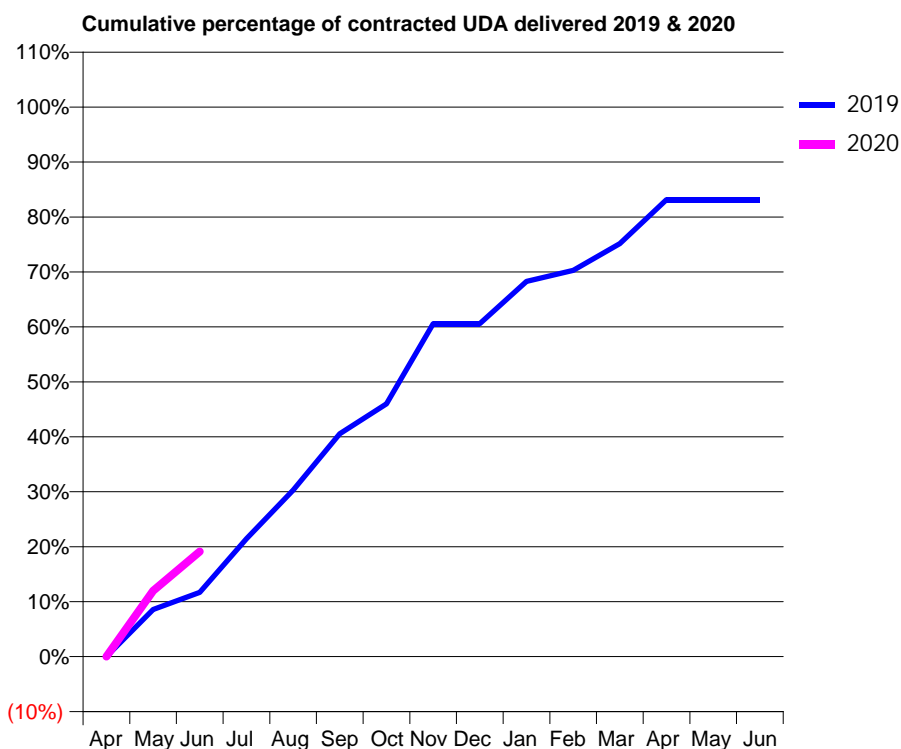
19/20 Contracted general activity (UDA)	350
Carry forward general activity (UDA)	0
19/20 Contracted orthodontic activity (UOA)	0
Carry forward orthodontic activity (UOA)	0
Baseline contract value	£9,537.55

ACCESS*

Patients seen in 24 months	Total	Change since previous quarter
Quarter ending June 2018	190	
Quarter ending September 2018	188	↓
Quarter ending December 2018	187	→
Quarter ending March 2019	181	↓
Quarter ending June 2019	178	↓
Variance since June 2018	(6.3%)	↓



ACTIVITY



Month	Adjusted Scheduled Activity (UDA)	
	2019	2020
April	0	0
May	30	42
June	41	67
July	75	
August	106	
September	142	
October	161	
November	212	
December	212	
January	239	
February	246	
March	263	
April	291	
May	291	
June	291	

QUALITY

	Quantity	Base Number	Contract	AT	Region	England
% of FP17s for the same patient ID Re-attending within 3 months - Children	2	83	2.4%	9.2%	10.6%	11.4%
% of FP17s for the same patient ID Re-attending within 3 months - Adults	0	0	N/A	13.8%	15.2%	15.4%
% of FP17s for the same patient ID Re-attending between 3 & 9 months - Children	64	83	77.1%	62.6%	62.3%	59.8%
% of FP17s for the same patient ID Re-attending between 3 & 9 months - Adults	0	0	N/A	53.4%	53.3%	52.1%
% of FP17s for Band 1 Urgent Courses	0	57	0.0%	10.1%	9.7%	9.2%
% of FP17s Relating to Free Repair or Replacements	0	57	0.0%	0.6%	0.6%	0.7%
% of FP17s Relating to Continuations	0	57	0.0%	0.9%	0.8%	0.8%
% of Patients satisfied with the dentistry they have received	0	0	N/A	93.2%	93.4%	93.4%
% of Patients satisfied with the time they had to wait for an appointment	0	0	N/A	85.6%	86.8%	87.6%

* This is based on patients treated on this contract for their most recent course of treatment. Figures in italics indicate the base number of FP17s or Patient Questionnaire responses are less than 100. N/A is shown where the base number of responses is less than 10 during the period. % is calculated as Quantity/Base number*100

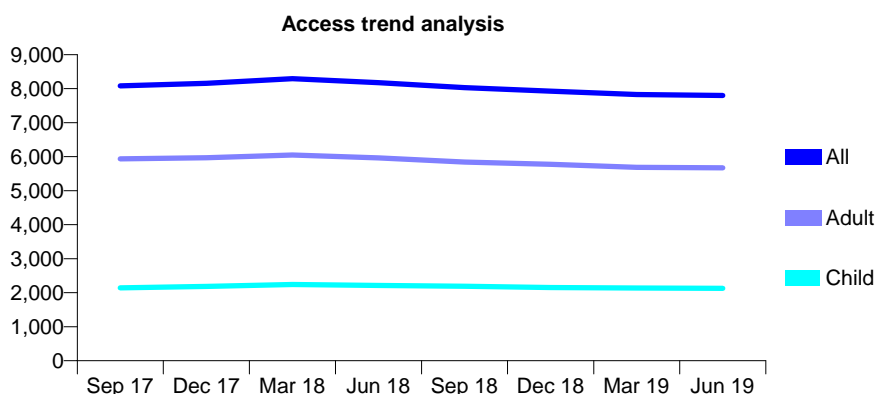
Q70 - Vital Signs At a Glance Contract Report for 137588/0001 - June 2019

Name or company name	Damira Dental Studios Ltd
Contract type name	GDS Contract
Purpose of contract	General
Contract start date	01/08/2011
Contract end date	

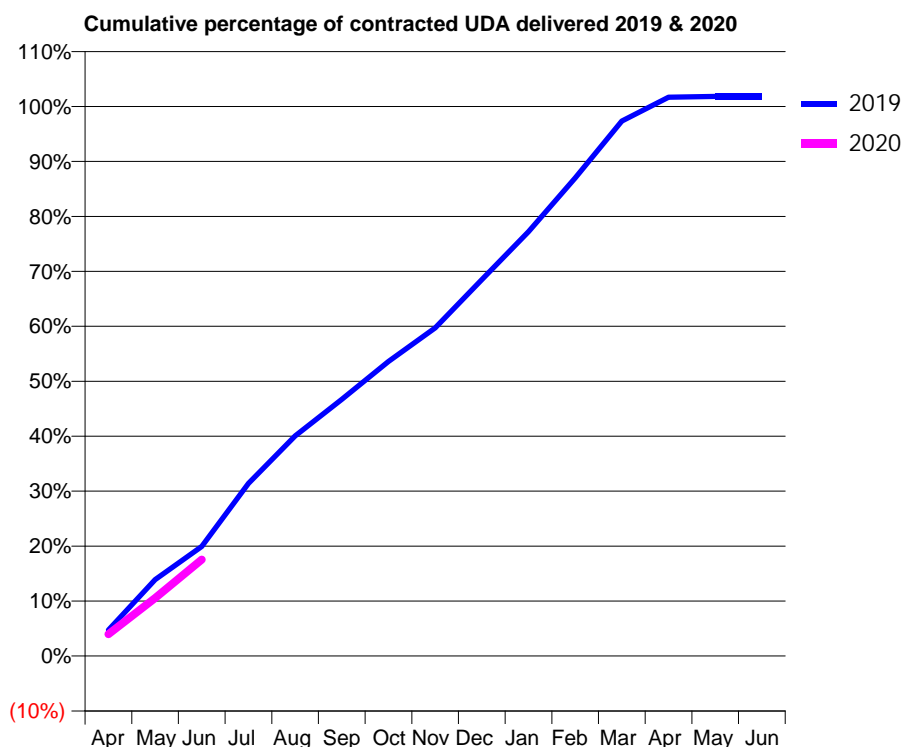
19/20 Contracted general activity (UDA)	20,000
Carry forward general activity (UDA)	0
19/20 Contracted orthodontic activity (UOA)	0
Carry forward orthodontic activity (UOA)	0
Baseline contract value	£536,419.46

ACCESS*

Patients seen in 24 months	Total	Change since previous quarter
Quarter ending June 2018	8,180	
Quarter ending September 2018	8,031	↓
Quarter ending December 2018	7,929	↓
Quarter ending March 2019	7,829	↓
Quarter ending June 2019	7,799	→
Variance since June 2018	(4.7%)	↓



ACTIVITY



Month	Adjusted Scheduled Activity (UDA)	
	2019	2020
April	948	797
May	2,782	2,116
June	3,988	3,510
July	6,281	
August	8,008	
September	9,339	
October	10,718	
November	11,940	
December	13,696	
January	15,446	
February	17,400	
March	19,468	
April	20,335	
May	20,363	
June	20,369	

QUALITY

	Quantity	Base Number	Contract	AT	Region	England
% of FP17s for the same patient ID Re-attending within 3 months - Children	30	614	4.9%	9.2%	10.6%	11.4%
% of FP17s for the same patient ID Re-attending within 3 months - Adults	105	1,572	6.7%	13.8%	15.2%	15.4%
% of FP17s for the same patient ID Re-attending between 3 & 9 months - Children	391	614	63.7%	62.6%	62.3%	59.8%
% of FP17s for the same patient ID Re-attending between 3 & 9 months - Adults	982	1,572	62.5%	53.4%	53.3%	52.1%
% of FP17s for Band 1 Urgent Courses	41	1,774	2.3%	10.1%	9.7%	9.2%
% of FP17s Relating to Free Repair or Replacements	7	1,774	0.4%	0.6%	0.6%	0.7%
% of FP17s Relating to Continuations	2	1,774	0.1%	0.9%	0.8%	0.8%
% of Patients satisfied with the dentistry they have received	9	9	N/A	93.2%	93.4%	93.4%
% of Patients satisfied with the time they had to wait for an appointment	9	9	N/A	85.6%	86.8%	87.6%

* This is based on patients treated on this contract for their most recent course of treatment. Figures in italics indicate the base number of FP17s or Patient Questionnaire responses are less than 100. N/A is shown where the base number of responses is less than 10 during the period. % is calculated as Quantity/Base number*100

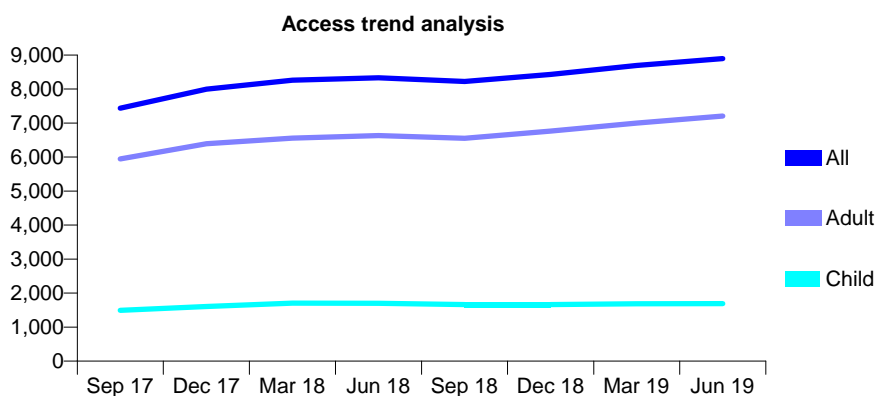
Q70 - Vital Signs At a Glance Contract Report for 137588/0002 - June 2019

Name or company name	Damira Dental Studios Ltd
Contract type name	GDS Contract
Purpose of contract	General
Contract start date	20/03/2013
Contract end date	

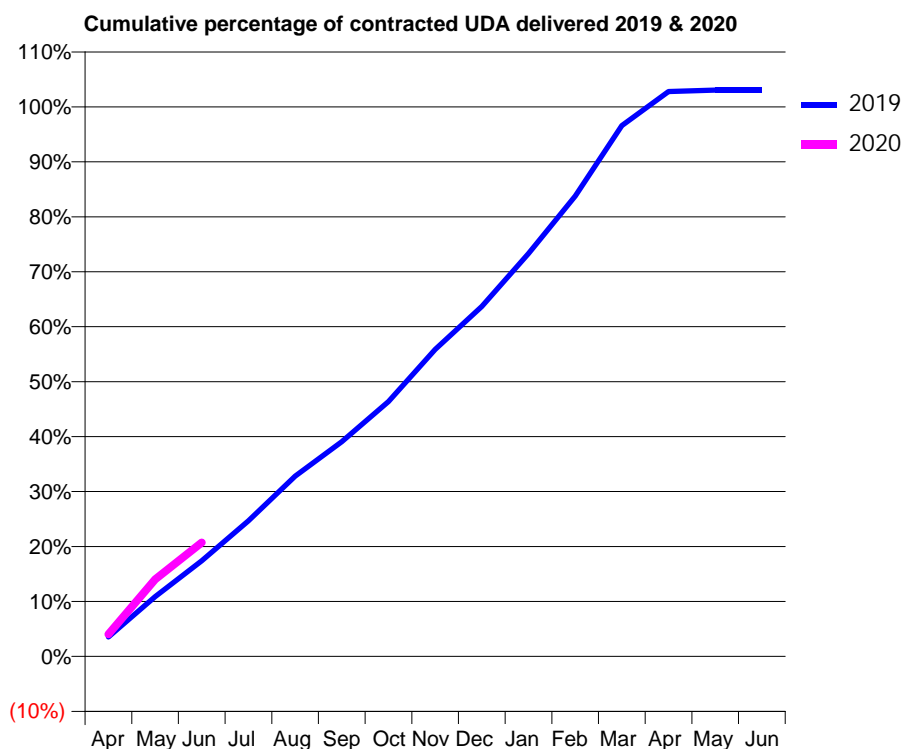
19/20 Contracted general activity (UDA)	23,402
Carry forward general activity (UDA)	0
19/20 Contracted orthodontic activity (UOA)	0
Carry forward orthodontic activity (UOA)	0
Baseline contract value	£683,105.12

ACCESS*

Patients seen in 24 months	Total	Change since previous quarter
Quarter ending June 2018	8,333	
Quarter ending September 2018	8,221	↓
Quarter ending December 2018	8,429	↑
Quarter ending March 2019	8,691	↑
Quarter ending June 2019	8,898	↑
Variance since June 2018	6.8%	↑



ACTIVITY



Month	2019	2020
April	834	947
May	2,550	3,279
June	4,075	4,845
July	5,781	
August	7,682	
September	9,141	
October	10,854	
November	13,074	
December	14,899	
January	17,161	
February	19,602	
March	22,607	
April	24,053	
May	24,118	
June	24,117	

QUALITY

	Quantity	Base Number	Contract	AT	Region	England
% of FP17s for the same patient ID Re-attending within 3 months - Children	38	461	8.2%	9.2%	10.6%	11.4%
% of FP17s for the same patient ID Re-attending within 3 months - Adults	365	2,089	17.5%	13.8%	15.2%	15.4%
% of FP17s for the same patient ID Re-attending between 3 & 9 months - Children	197	461	42.7%	62.6%	62.3%	59.8%
% of FP17s for the same patient ID Re-attending between 3 & 9 months - Adults	719	2,089	34.4%	53.4%	53.3%	52.1%
% of FP17s for Band 1 Urgent Courses	850	2,132	39.9%	10.1%	9.7%	9.2%
% of FP17s Relating to Free Repair or Replacements	11	2,132	0.5%	0.6%	0.6%	0.7%
% of FP17s Relating to Continuations	1	2,132	0.0%	0.9%	0.8%	0.8%
% of Patients satisfied with the dentistry they have received	7	9	N/A	93.2%	93.4%	93.4%
% of Patients satisfied with the time they had to wait for an appointment	7	9	N/A	85.6%	86.8%	87.6%

* This is based on patients treated on this contract for their most recent course of treatment. Figures in italics indicate the base number of FP17s or Patient Questionnaire responses are less than 100. N/A is shown where the base number of responses is less than 10 during the period. % is calculated as Quantity/Base number*100

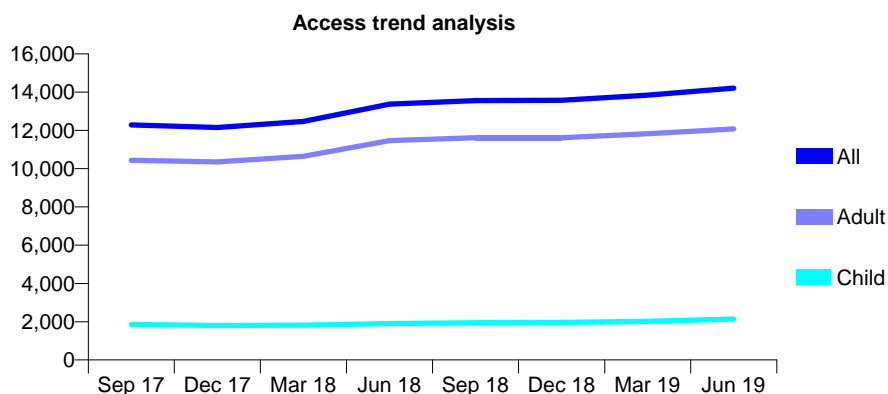
Q70 - Vital Signs At a Glance Contract Report for 137588/0003 - June 2019

Name or company name	Damira Dental Studios Ltd
Contract type name	GDS Contract
Purpose of contract	General
Contract start date	01/04/2013
Contract end date	

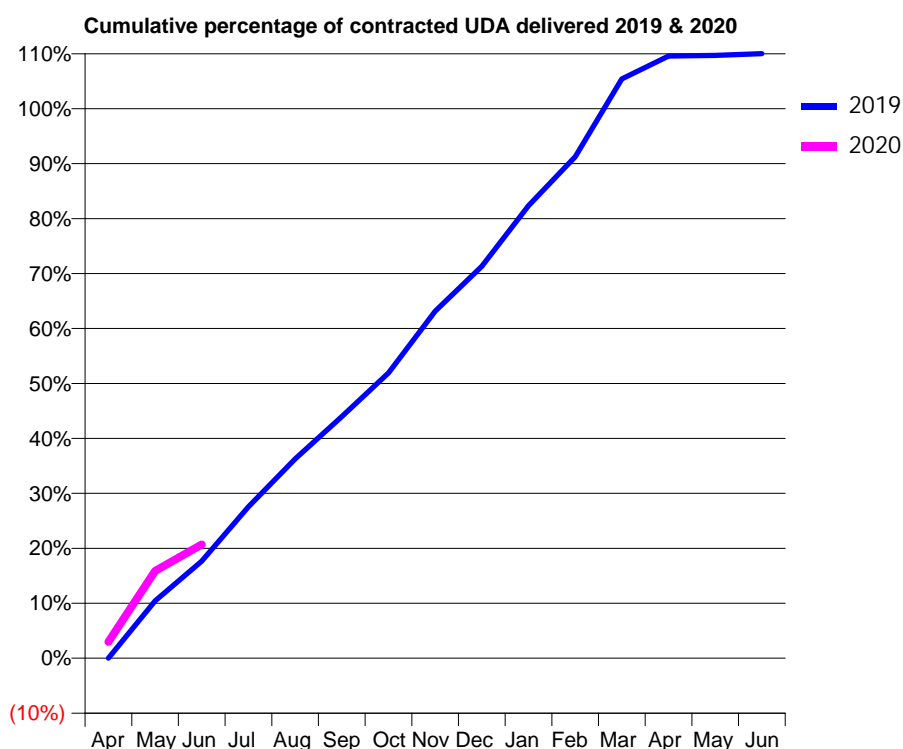
19/20 Contracted general activity (UDA)	30,000
Carry forward general activity (UDA)	0
19/20 Contracted orthodontic activity (UOA)	0
Carry forward orthodontic activity (UOA)	0
Baseline contract value	£824,209.40

ACCESS*

Patients seen in 24 months	Total	Change since previous quarter
Quarter ending June 2018	13,377	
Quarter ending September 2018	13,556	→
Quarter ending December 2018	13,579	→
Quarter ending March 2019	13,844	→
Quarter ending June 2019	14,214	↑
Variance since June 2018	6.3%	↑



ACTIVITY



Month	Adjusted Scheduled Activity (UDA)	
	2019	2020
April	2	900
May	3,135	4,768
June	5,306	6,203
July	8,273	
August	10,880	
September	13,185	
October	15,575	
November	18,944	
December	21,390	
January	24,707	
February	27,374	
March	31,620	
April	32,875	
May	32,908	
June	33,003	

QUALITY

	Quantity	Base Number	Contract	AT	Region	England
% of FP17s for the same patient ID Re-attending within 3 months - Children	110	694	15.9%	9.2%	10.6%	11.4%
% of FP17s for the same patient ID Re-attending within 3 months - Adults	721	3,401	21.2%	13.8%	15.2%	15.4%
% of FP17s for the same patient ID Re-attending between 3 & 9 months - Children	169	694	24.4%	62.6%	62.3%	59.8%
% of FP17s for the same patient ID Re-attending between 3 & 9 months - Adults	545	3,401	16.0%	53.4%	53.3%	52.1%
% of FP17s for Band 1 Urgent Courses	2,052	3,426	59.9%	10.1%	9.7%	9.2%
% of FP17s Relating to Free Repair or Replacements	13	3,426	0.4%	0.6%	0.6%	0.7%
% of FP17s Relating to Continuations	4	3,426	0.1%	0.9%	0.8%	0.8%
% of Patients satisfied with the dentistry they have received	8	10	80.0%	93.2%	93.4%	93.4%
% of Patients satisfied with the time they had to wait for an appointment	5	10	50.0%	85.6%	86.8%	87.6%

* This is based on patients treated on this contract for their most recent course of treatment.

Figures in italics indicate the base number of FP17s or Patient Questionnaire responses are less than 100. N/A is shown where the base number of responses is less than 10 during the period. % is calculated as Quantity/Base number*100

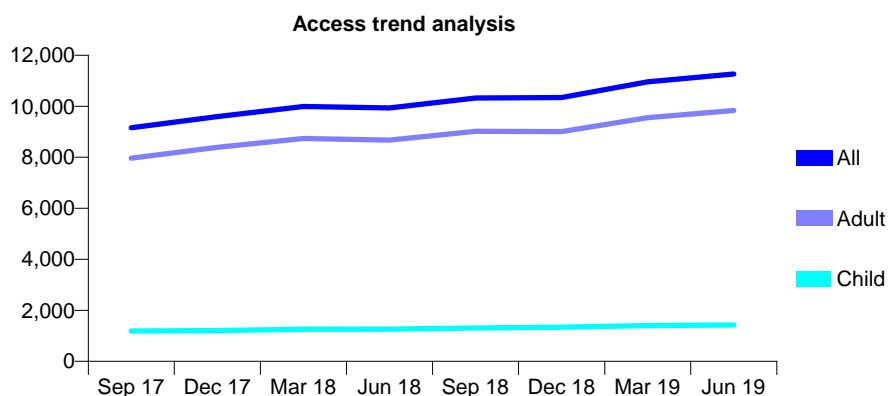
Q70 - Vital Signs At a Glance Contract Report for 137588/0004 - June 2019

Name or company name	Damira Dental Studios Ltd
Contract type name	GDS Contract
Purpose of contract	General
Contract start date	01/04/2013
Contract end date	

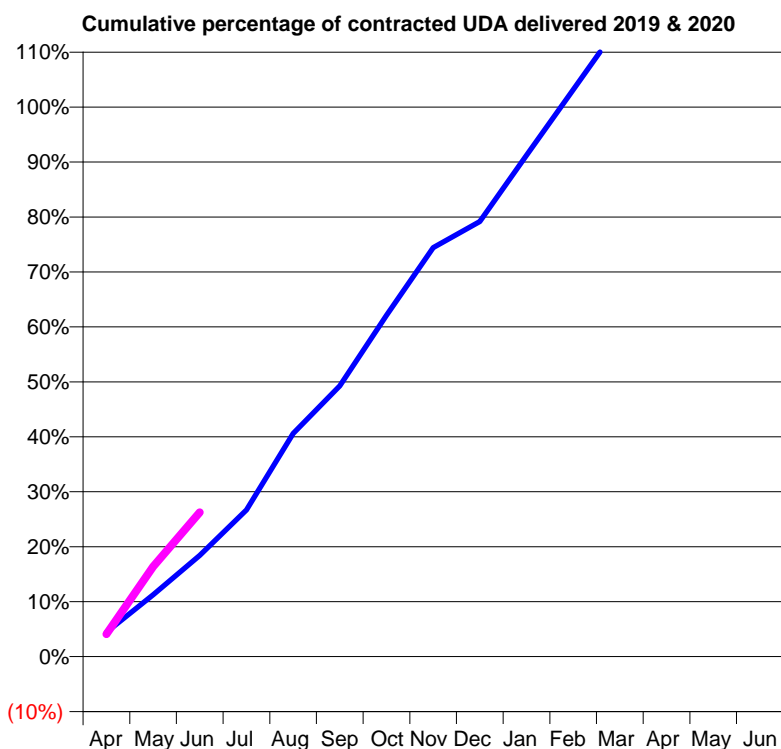
19/20 Contracted general activity (UDA)	20,000
Carry forward general activity (UDA)	0
19/20 Contracted orthodontic activity (UOA)	0
Carry forward orthodontic activity (UOA)	0
Baseline contract value	£575,444.11

ACCESS*

Patients seen in 24 months	Total	Change since previous quarter
Quarter ending June 2018	9,938	
Quarter ending September 2018	10,325	↑
Quarter ending December 2018	10,346	→
Quarter ending March 2019	10,956	↑
Quarter ending June 2019	11,263	↑
Variance since June 2018	13.3%	↑



ACTIVITY



Month	Adjusted Scheduled Activity (UDA)	
	2019	2020
April	892	817
May	2,252	3,278
June	3,688	5,251
July	5,336	
August	8,122	
September	9,849	
October	12,423	
November	14,883	
December	15,832	
January	18,248	
February	20,632	
March	23,017	
April	24,010	
May	24,058	
June	24,130	

QUALITY

	Quantity	Base Number	Contract	AT	Region	England
% of FP17s for the same patient ID Re-attending within 3 months - Children	52	479	10.9%	9.2%	10.6%	11.4%
% of FP17s for the same patient ID Re-attending within 3 months - Adults	498	3,191	15.6%	13.8%	15.2%	15.4%
% of FP17s for the same patient ID Re-attending between 3 & 9 months - Children	159	479	33.2%	62.6%	62.3%	59.8%
% of FP17s for the same patient ID Re-attending between 3 & 9 months - Adults	691	3,191	21.7%	53.4%	53.3%	52.1%
% of FP17s for Band 1 Urgent Courses	1,900	2,971	64.0%	10.1%	9.7%	9.2%
% of FP17s Relating to Free Repair or Replacements	9	2,971	0.3%	0.6%	0.6%	0.7%
% of FP17s Relating to Continuations	0	2,971	0.0%	0.9%	0.8%	0.8%
% of Patients satisfied with the dentistry they have received	4	4	N/A	93.2%	93.4%	93.4%
% of Patients satisfied with the time they had to wait for an appointment	4	4	N/A	85.6%	86.8%	87.6%

* This is based on patients treated on this contract for their most recent course of treatment. Figures in italics indicate the base number of FP17s or Patient Questionnaire responses are less than 100. N/A is shown where the base number of responses is less than 10 during the period. % is calculated as Quantity/Base number*100

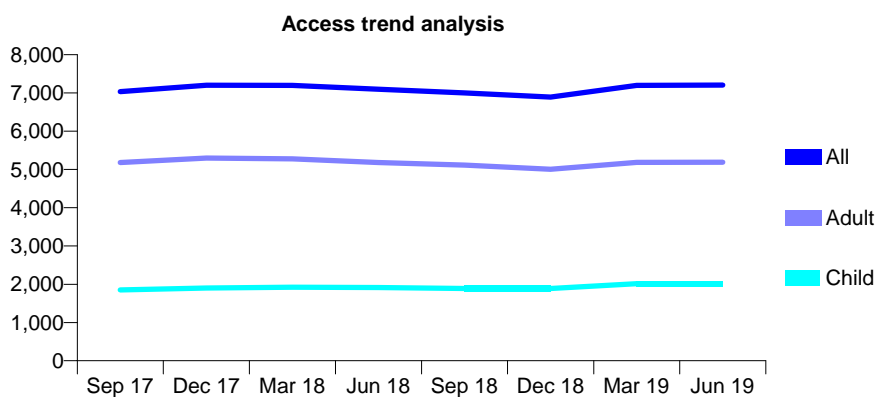
Q70 - Vital Signs At a Glance Contract Report for 137588/0005 - June 2019

Name or company name	Damira Dental Studios Ltd
Contract type name	GDS Contract
Purpose of contract	General
Contract start date	01/04/2013
Contract end date	

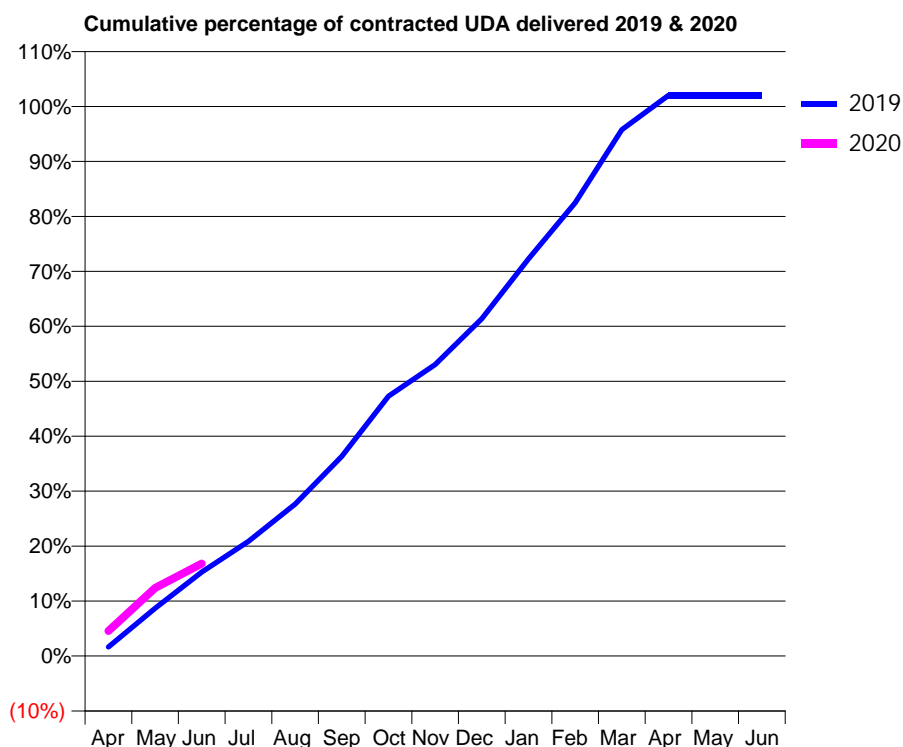
19/20 Contracted general activity (UDA)	20,000
Carry forward general activity (UDA)	0
19/20 Contracted orthodontic activity (UOA)	0
Carry forward orthodontic activity (UOA)	0
Baseline contract value	£560,484.77

ACCESS*

Patients seen in 24 months	Total	Change since previous quarter
Quarter ending June 2018	7,097	
Quarter ending September 2018	7,003	↓
Quarter ending December 2018	6,890	↓
Quarter ending March 2019	7,197	↑
Quarter ending June 2019	7,204	→
Variance since June 2018	1.5%	→



ACTIVITY



Month	Adjusted Scheduled Activity (UDA)	
	2019	2020
April	333	910
May	1,740	2,476
June	3,053	3,364
July	4,175	
August	5,529	
September	7,266	
October	9,456	
November	10,608	
December	12,274	
January	14,450	
February	16,499	
March	19,152	
April	20,408	
May	20,406	
June	20,406	

QUALITY

	Quantity	Base Number	Contract	AT	Region	England
% of FP17s for the same patient ID Re-attending within 3 months - Children	50	583	8.6%	9.2%	10.6%	11.4%
% of FP17s for the same patient ID Re-attending within 3 months - Adults	250	1,357	18.4%	13.8%	15.2%	15.4%
% of FP17s for the same patient ID Re-attending between 3 & 9 months - Children	307	583	52.7%	62.6%	62.3%	59.8%
% of FP17s for the same patient ID Re-attending between 3 & 9 months - Adults	503	1,357	37.1%	53.4%	53.3%	52.1%
% of FP17s for Band 1 Urgent Courses	321	1,476	21.7%	10.1%	9.7%	9.2%
% of FP17s Relating to Free Repair or Replacements	12	1,476	0.8%	0.6%	0.6%	0.7%
% of FP17s Relating to Continuations	11	1,476	0.7%	0.9%	0.8%	0.8%
% of Patients satisfied with the dentistry they have received	3	4	N/A	93.2%	93.4%	93.4%
% of Patients satisfied with the time they had to wait for an appointment	2	4	N/A	85.6%	86.8%	87.6%

* This is based on patients treated on this contract for their most recent course of treatment. Figures in italics indicate the base number of FP17s or Patient Questionnaire responses are less than 100. N/A is shown where the base number of responses is less than 10 during the period. % is calculated as Quantity/Base number*100

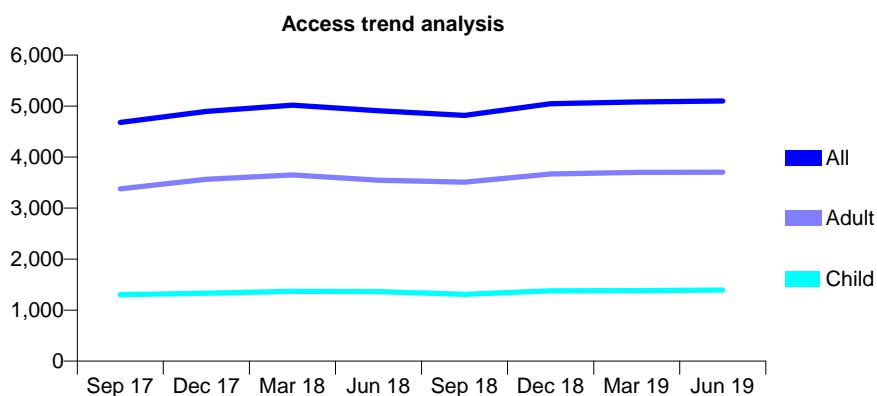
Q70 - Vital Signs At a Glance Contract Report for 137588/0009 - June 2019

Name or company name	Damira Dental Studios Ltd
Contract type name	GDS Contract
Purpose of contract	General
Contract start date	01/04/2016
Contract end date	

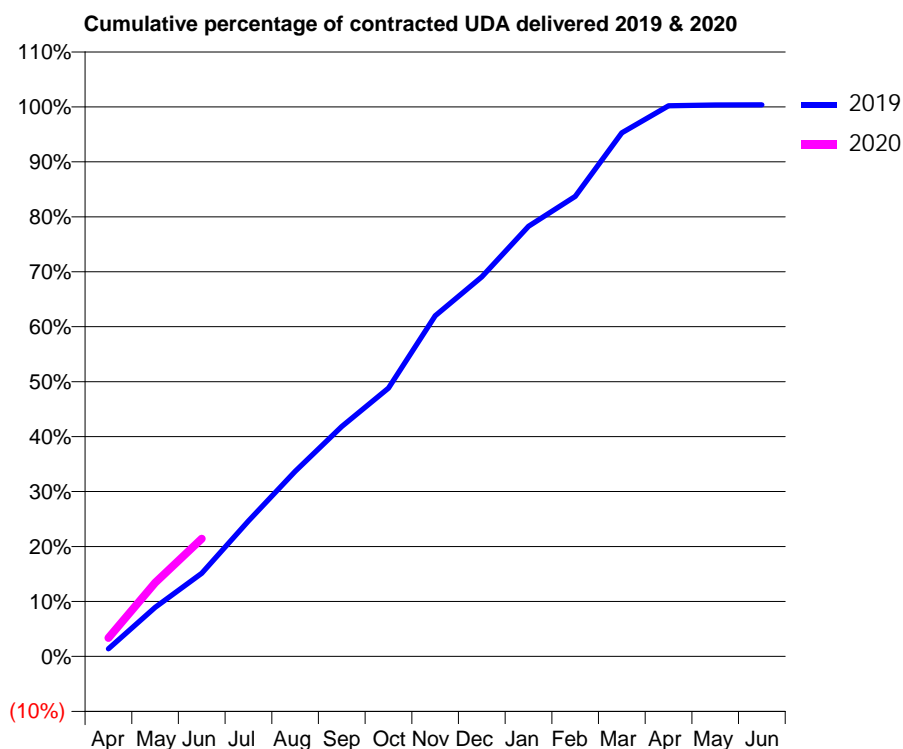
19/20 Contracted general activity (UDA)	15,480
Carry forward general activity (UDA)	0
19/20 Contracted orthodontic activity (UOA)	0
Carry forward orthodontic activity (UOA)	0
Baseline contract value	£428,711.53

ACCESS*

Patients seen in 24 months	Total	Change since previous quarter
Quarter ending June 2018	4,909	
Quarter ending September 2018	4,818	↓
Quarter ending December 2018	5,048	↑
Quarter ending March 2019	5,081	→
Quarter ending June 2019	5,099	→
Variance since June 2018	3.9%	↑



ACTIVITY



Month	2019	2020
April	216	520
May	1,385	2,074
June	2,344	3,315
July	3,819	
August	5,216	
September	6,478	
October	7,560	
November	9,596	
December	10,689	
January	12,115	
February	12,959	
March	14,750	
April	15,509	
May	15,530	
June	15,534	

QUALITY

	Quantity	Base Number	Contract	AT	Region	England
% of FP17s for the same patient ID Re-attending within 3 months - Children	46	493	9.3%	9.2%	10.6%	11.4%
% of FP17s for the same patient ID Re-attending within 3 months - Adults	235	1,312	17.9%	13.8%	15.2%	15.4%
% of FP17s for the same patient ID Re-attending between 3 & 9 months - Children	245	493	49.7%	62.6%	62.3%	59.8%
% of FP17s for the same patient ID Re-attending between 3 & 9 months - Adults	621	1,312	47.3%	53.4%	53.3%	52.1%
% of FP17s for Band 1 Urgent Courses	194	1,471	13.2%	10.1%	9.7%	9.2%
% of FP17s Relating to Free Repair or Replacements	17	1,471	1.2%	0.6%	0.6%	0.7%
% of FP17s Relating to Continuations	7	1,471	0.5%	0.9%	0.8%	0.8%
% of Patients satisfied with the dentistry they have received	3	3	N/A	93.2%	93.4%	93.4%
% of Patients satisfied with the time they had to wait for an appointment	3	3	N/A	85.6%	86.8%	87.6%

* This is based on patients treated on this contract for their most recent course of treatment. Figures in italics indicate the base number of FP17s or Patient Questionnaire responses are less than 100. N/A is shown where the base number of responses is less than 10 during the period. % is calculated as Quantity/Base number*100

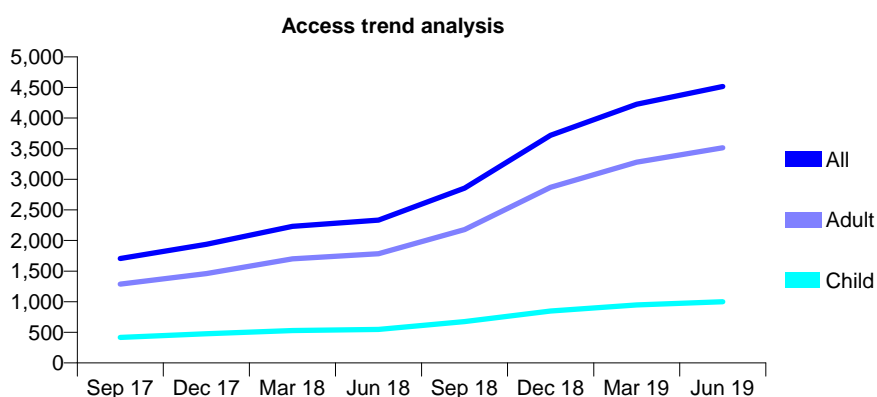
Q70 - Vital Signs At a Glance Contract Report for 138274/0001 - June 2019

Name or company name	Pirga P
Contract type name	GDS Contract
Purpose of contract	General
Contract start date	11/10/2012
Contract end date	

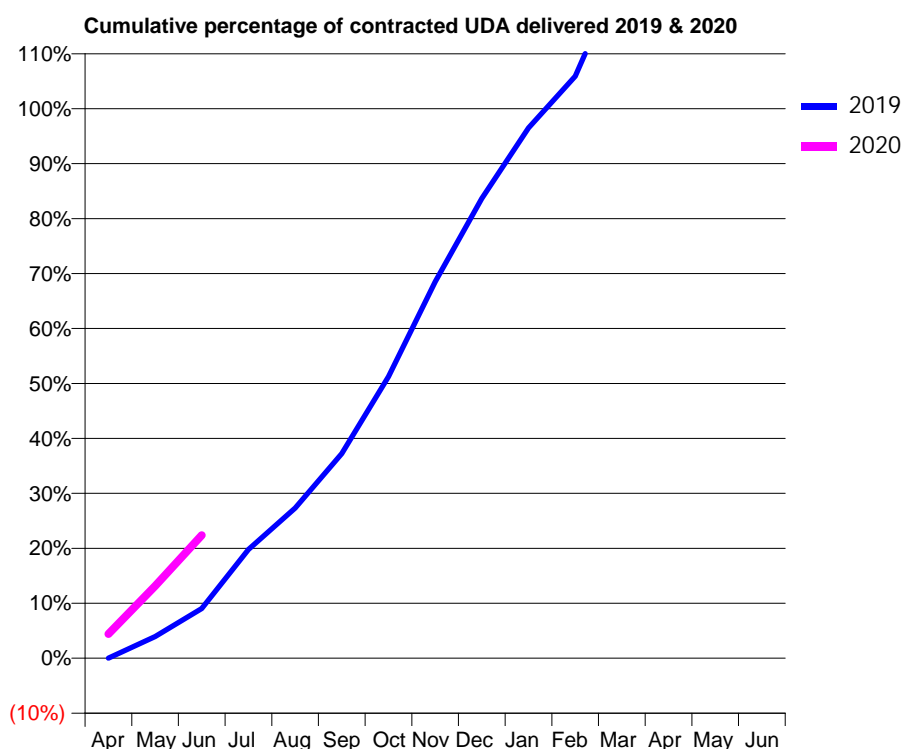
19/20 Contracted general activity (UDA)	11,305
Carry forward general activity (UDA)	0
19/20 Contracted orthodontic activity (UOA)	0
Carry forward orthodontic activity (UOA)	0
Baseline contract value	£308,236.24

ACCESS*

Patients seen in 24 months	Total	Change since previous quarter
Quarter ending June 2018	2,333	
Quarter ending September 2018	2,855	↑
Quarter ending December 2018	3,719	↑
Quarter ending March 2019	4,226	↑
Quarter ending June 2019	4,518	↑
Variance since June 2018	93.7%	↑



ACTIVITY



Month	2019	2020
April	0	497
May	378	1,489
June	863	2,532
July	1,890	
August	2,612	
September	3,557	
October	4,897	
November	6,547	
December	7,994	
January	9,221	
February	10,120	
March	11,937	
April	12,598	
May	12,599	
June	12,599	

QUALITY

	Quantity	Base Number	Contract	AT	Region	England
% of FP17s for the same patient ID Re-attending within 3 months - Children	15	304	4.9%	9.2%	10.6%	11.4%
% of FP17s for the same patient ID Re-attending within 3 months - Adults	122	1,142	10.7%	13.8%	15.2%	15.4%
% of FP17s for the same patient ID Re-attending between 3 & 9 months - Children	165	304	54.3%	62.6%	62.3%	59.8%
% of FP17s for the same patient ID Re-attending between 3 & 9 months - Adults	561	1,142	49.1%	53.4%	53.3%	52.1%
% of FP17s for Band 1 Urgent Courses	49	1,260	3.9%	10.1%	9.7%	9.2%
% of FP17s Relating to Free Repair or Replacements	10	1,260	0.8%	0.6%	0.6%	0.7%
% of FP17s Relating to Continuations	7	1,260	0.6%	0.9%	0.8%	0.8%
% of Patients satisfied with the dentistry they have received	1	1	N/A	93.2%	93.4%	93.4%
% of Patients satisfied with the time they had to wait for an appointment	1	1	N/A	85.6%	86.8%	87.6%

* This is based on patients treated on this contract for their most recent course of treatment. Figures in italics indicate the base number of FP17s or Patient Questionnaire responses are less than 100. N/A is shown where the base number of responses is less than 10 during the period. % is calculated as Quantity/Base number*100

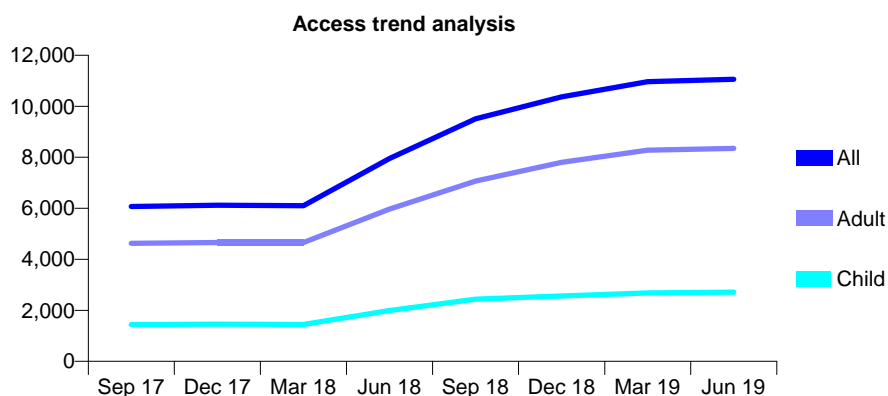
Q70 - Vital Signs At a Glance Contract Report for 138622/0001 - June 2019

Name or company name	Weymouth and Bridges Dental Practice Par
Contract type name	GDS Contract
Purpose of contract	General
Contract start date	01/04/2006
Contract end date	

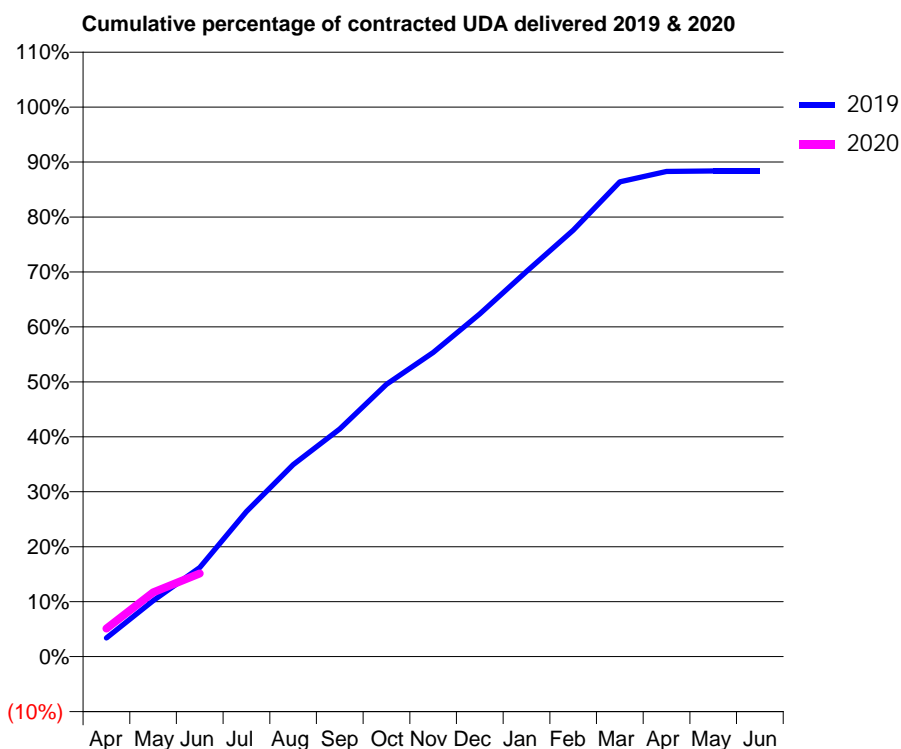
19/20 Contracted general activity (UDA)	34,500
Carry forward general activity (UDA)	0
19/20 Contracted orthodontic activity (UOA)	0
Carry forward orthodontic activity (UOA)	0
Baseline contract value	£854,928.04

ACCESS*

Patients seen in 24 months	Total	Change since previous quarter
Quarter ending June 2018	7,956	
Quarter ending September 2018	9,506	↑
Quarter ending December 2018	10,371	↑
Quarter ending March 2019	10,966	↑
Quarter ending June 2019	11,063	→
Variance since June 2018	39.1%	↑



ACTIVITY



Month	Adjusted Scheduled Activity (UDA)	
	2019	2020
April	1,170	1,763
May	3,510	4,043
June	5,589	5,219
July	9,104	
August	12,055	
September	14,293	
October	17,092	
November	19,093	
December	21,508	
January	24,181	
February	26,769	
March	29,813	
April	30,466	
May	30,485	
June	30,486	

QUALITY

	Quantity	Base Number	Contract	AT	Region	England
% of FP17s for the same patient ID Re-attending within 3 months - Children	42	703	6.0%	9.2%	10.6%	11.4%
% of FP17s for the same patient ID Re-attending within 3 months - Adults	177	2,125	8.3%	13.8%	15.2%	15.4%
% of FP17s for the same patient ID Re-attending between 3 & 9 months - Children	400	703	56.9%	62.6%	62.3%	59.8%
% of FP17s for the same patient ID Re-attending between 3 & 9 months - Adults	900	2,125	42.4%	53.4%	53.3%	52.1%
% of FP17s for Band 1 Urgent Courses	158	2,529	6.2%	10.1%	9.7%	9.2%
% of FP17s Relating to Free Repair or Replacements	8	2,529	0.3%	0.6%	0.6%	0.7%
% of FP17s Relating to Continuations	42	2,529	1.7%	0.9%	0.8%	0.8%
% of Patients satisfied with the dentistry they have received	4	4	N/A	93.2%	93.4%	93.4%
% of Patients satisfied with the time they had to wait for an appointment	4	4	N/A	85.6%	86.8%	87.6%

* This is based on patients treated on this contract for their most recent course of treatment. Figures in italics indicate the base number of FP17s or Patient Questionnaire responses are less than 100. N/A is shown where the base number of responses is less than 10 during the period. % is calculated as Quantity/Base number*100

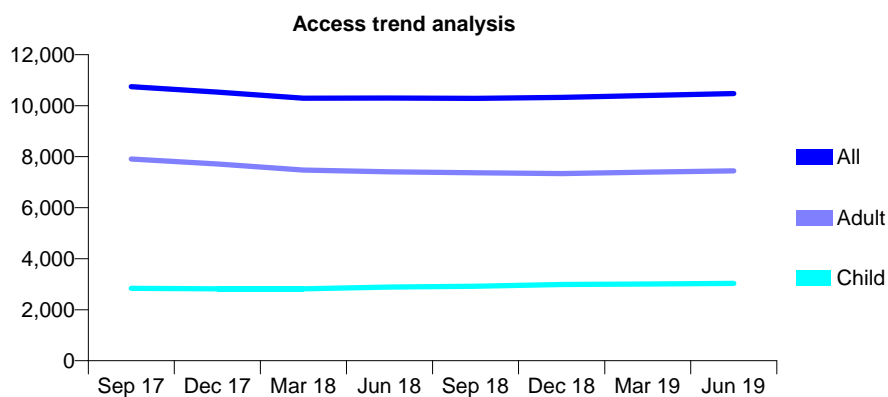
Q70 - Vital Signs At a Glance Contract Report for 138649/0001 - June 2019

Name or company name	Lordshill Dental Partnership
Contract type name	GDS Contract
Purpose of contract	General
Contract start date	01/09/2012
Contract end date	

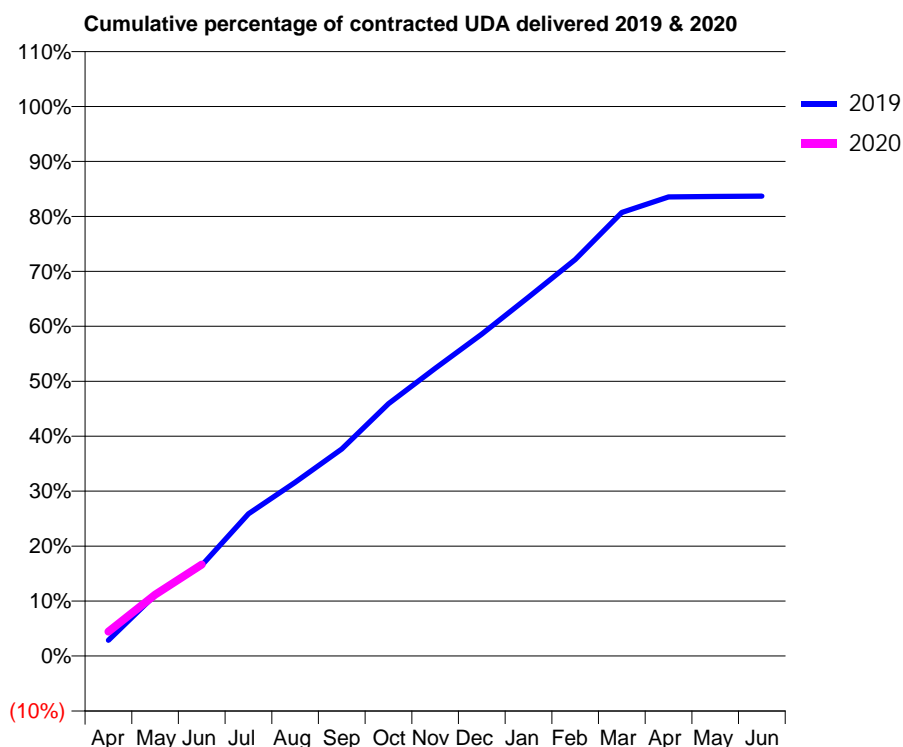
19/20 Contracted general activity (UDA)	39,000
Carry forward general activity (UDA)	0
19/20 Contracted orthodontic activity (UOA)	0
Carry forward orthodontic activity (UOA)	0
Baseline contract value	£1,104,545.84

ACCESS*

Patients seen in 24 months	Total	Change since previous quarter
Quarter ending June 2018	10,296	
Quarter ending September 2018	10,289	→
Quarter ending December 2018	10,323	→
Quarter ending March 2019	10,404	→
Quarter ending June 2019	10,478	→
Variance since June 2018	1.8%	→



ACTIVITY



Month	Adjusted Scheduled Activity (UDA)	
	2019	2020
April	1,119	1,741
May	4,334	4,361
June	6,436	6,486
July	10,091	
August	12,330	
September	14,694	
October	17,911	
November	20,416	
December	22,843	
January	25,476	
February	28,146	
March	31,471	
April	32,576	
May	32,611	
June	32,633	

QUALITY

	Quantity	Base Number	Contract	AT	Region	England
% of FP17s for the same patient ID Re-attending within 3 months - Children	61	900	6.8%	9.2%	10.6%	11.4%
% of FP17s for the same patient ID Re-attending within 3 months - Adults	320	2,170	14.7%	13.8%	15.2%	15.4%
% of FP17s for the same patient ID Re-attending between 3 & 9 months - Children	460	900	51.1%	62.6%	62.3%	59.8%
% of FP17s for the same patient ID Re-attending between 3 & 9 months - Adults	988	2,170	45.5%	53.4%	53.3%	52.1%
% of FP17s for Band 1 Urgent Courses	239	2,588	9.2%	10.1%	9.7%	9.2%
% of FP17s Relating to Free Repair or Replacements	36	2,588	1.4%	0.6%	0.6%	0.7%
% of FP17s Relating to Continuations	62	2,588	2.4%	0.9%	0.8%	0.8%
% of Patients satisfied with the dentistry they have received	3	3	N/A	93.2%	93.4%	93.4%
% of Patients satisfied with the time they had to wait for an appointment	3	3	N/A	85.6%	86.8%	87.6%

* This is based on patients treated on this contract for their most recent course of treatment. Figures in italics indicate the base number of FP17s or Patient Questionnaire responses are less than 100. N/A is shown where the base number of responses is less than 10 during the period. % is calculated as Quantity/Base number*100

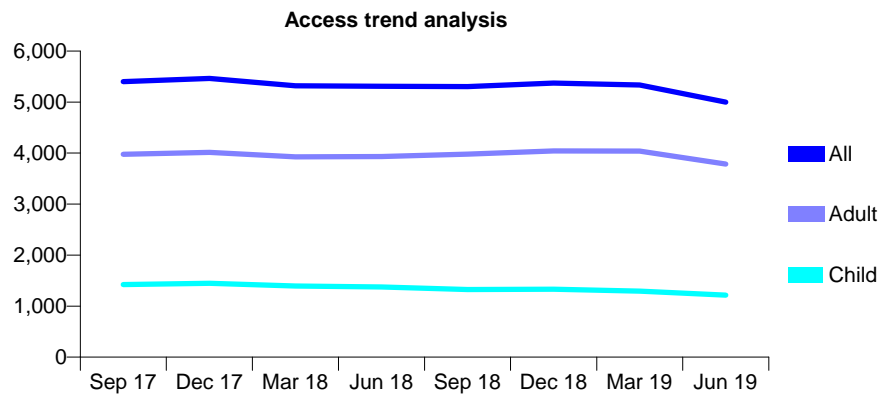
Q70 - Vital Signs At a Glance Contract Report for 139165/0001 - June 2019

Name or company name	Smile Dental Care Limited
Contract type name	GDS Contract
Purpose of contract	General
Contract start date	01/04/2009
Contract end date	

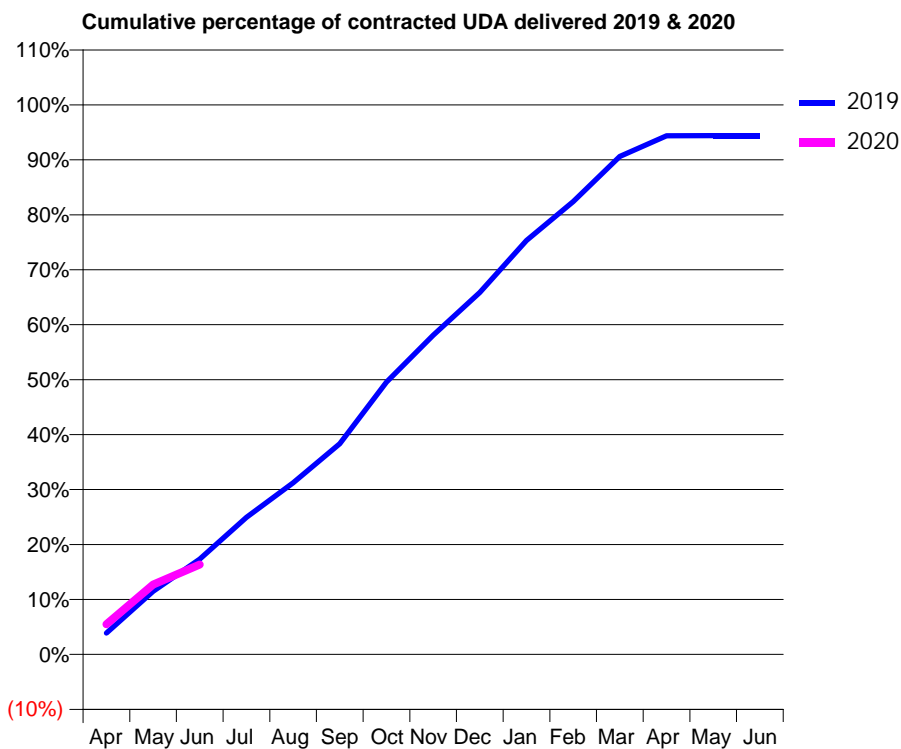
19/20 Contracted general activity (UDA)	14,950
Carry forward general activity (UDA)	0
19/20 Contracted orthodontic activity (UOA)	0
Carry forward orthodontic activity (UOA)	0
Baseline contract value	£405,064.58

ACCESS*

Patients seen in 24 months	Total	Change since previous quarter
Quarter ending June 2018	5,309	
Quarter ending September 2018	5,303	→
Quarter ending December 2018	5,375	→
Quarter ending March 2019	5,334	→
Quarter ending June 2019	5,000	↓
Variance since June 2018	(5.8%)	↓



ACTIVITY



Month	2019	2020
April	583	821
May	1,717	1,903
June	2,590	2,444
July	3,730	
August	4,672	
September	5,736	
October	7,410	
November	8,682	
December	9,847	
January	11,262	
February	12,317	
March	13,545	
April	14,109	
May	14,111	
June	14,110	

QUALITY

	Quantity	Base Number	Contract	AT	Region	England
% of FP17s for the same patient ID Re-attending within 3 months - Children	31	444	7.0%	9.2%	10.6%	11.4%
% of FP17s for the same patient ID Re-attending within 3 months - Adults	216	1,436	15.0%	13.8%	15.2%	15.4%
% of FP17s for the same patient ID Re-attending between 3 & 9 months - Children	257	444	57.9%	62.6%	62.3%	59.8%
% of FP17s for the same patient ID Re-attending between 3 & 9 months - Adults	864	1,436	60.2%	53.4%	53.3%	52.1%
% of FP17s for Band 1 Urgent Courses	138	1,564	8.8%	10.1%	9.7%	9.2%
% of FP17s Relating to Free Repair or Replacements	22	1,564	1.4%	0.6%	0.6%	0.7%
% of FP17s Relating to Continuations	9	1,564	0.6%	0.9%	0.8%	0.8%
% of Patients satisfied with the dentistry they have received	1	2	N/A	93.2%	93.4%	93.4%
% of Patients satisfied with the time they had to wait for an appointment	2	2	N/A	85.6%	86.8%	87.6%

* This is based on patients treated on this contract for their most recent course of treatment. Figures in italics indicate the base number of FP17s or Patient Questionnaire responses are less than 100. N/A is shown where the base number of responses is less than 10 during the period. % is calculated as Quantity/Base number*100

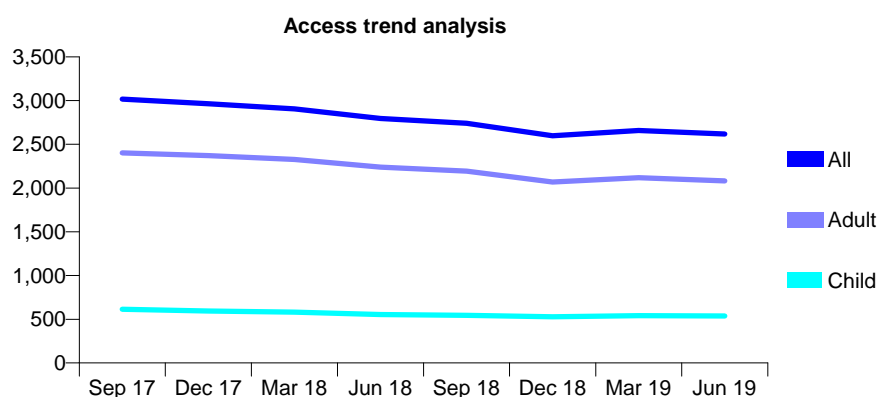
Q70 - Vital Signs At a Glance Contract Report for 139181/0003 - June 2019

Name or company name	Bassett Dental Practice Ltd
Contract type name	GDS Contract
Purpose of contract	General
Contract start date	01/04/2010
Contract end date	

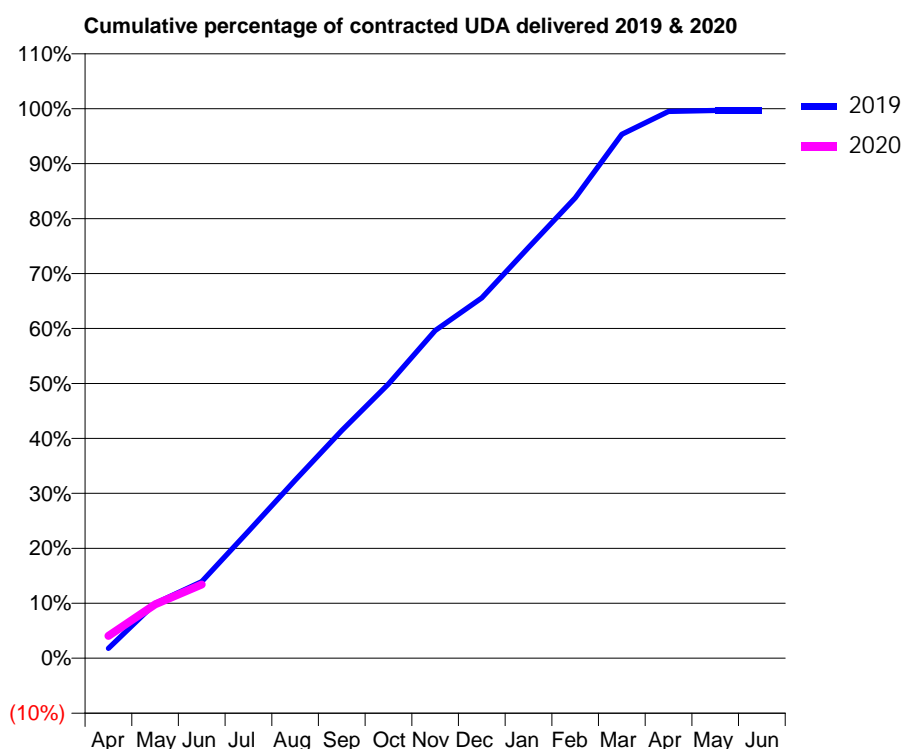
19/20 Contracted general activity (UDA)	10,973
Carry forward general activity (UDA)	0
19/20 Contracted orthodontic activity (UOA)	0
Carry forward orthodontic activity (UOA)	0
Baseline contract value	£267,130.84

ACCESS*

Patients seen in 24 months	Total	Change since previous quarter
Quarter ending June 2018	2,794	
Quarter ending September 2018	2,739	↓
Quarter ending December 2018	2,598	↓
Quarter ending March 2019	2,657	↑
Quarter ending June 2019	2,618	↓
Variance since June 2018	(6.3%)	↓



ACTIVITY



Month	2019	2020
April	134	446
May	750	1,077
June	1,045	1,471
July	1,734	
August	2,430	
September	3,108	
October	3,743	
November	4,473	
December	4,918	
January	5,605	
February	6,284	
March	7,150	
April	7,462	
May	7,475	
June	7,475	

QUALITY

	Quantity	Base Number	Contract	AT	Region	England
% of FP17s for the same patient ID Re-attending within 3 months - Children	10	209	4.8%	9.2%	10.6%	11.4%
% of FP17s for the same patient ID Re-attending within 3 months - Adults	111	723	15.4%	13.8%	15.2%	15.4%
% of FP17s for the same patient ID Re-attending between 3 & 9 months - Children	122	209	58.4%	62.6%	62.3%	59.8%
% of FP17s for the same patient ID Re-attending between 3 & 9 months - Adults	413	723	57.1%	53.4%	53.3%	52.1%
% of FP17s for Band 1 Urgent Courses	72	788	9.1%	10.1%	9.7%	9.2%
% of FP17s Relating to Free Repair or Replacements	10	788	1.3%	0.6%	0.6%	0.7%
% of FP17s Relating to Continuations	9	788	1.1%	0.9%	0.8%	0.8%
% of Patients satisfied with the dentistry they have received	0	0	N/A	93.2%	93.4%	93.4%
% of Patients satisfied with the time they had to wait for an appointment	0	0	N/A	85.6%	86.8%	87.6%

* This is based on patients treated on this contract for their most recent course of treatment.

Figures in italics indicate the base number of FP17s or Patient Questionnaire responses are less than 100. N/A is shown where the base number of responses is less than 10 during the period. % is calculated as Quantity/Base number*100

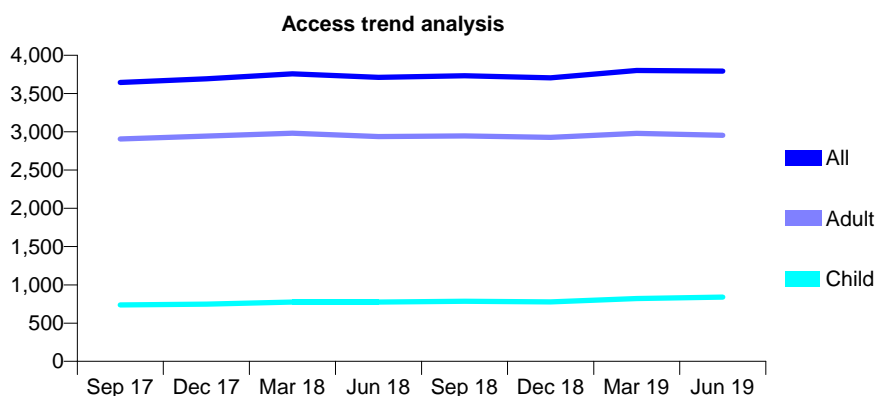
Q70 - Vital Signs At a Glance Contract Report for 139661/0001 - June 2019

Name or company name	Swapnil Krishnarao Shinde
Contract type name	GDS Contract
Purpose of contract	General
Contract start date	01/09/2015
Contract end date	

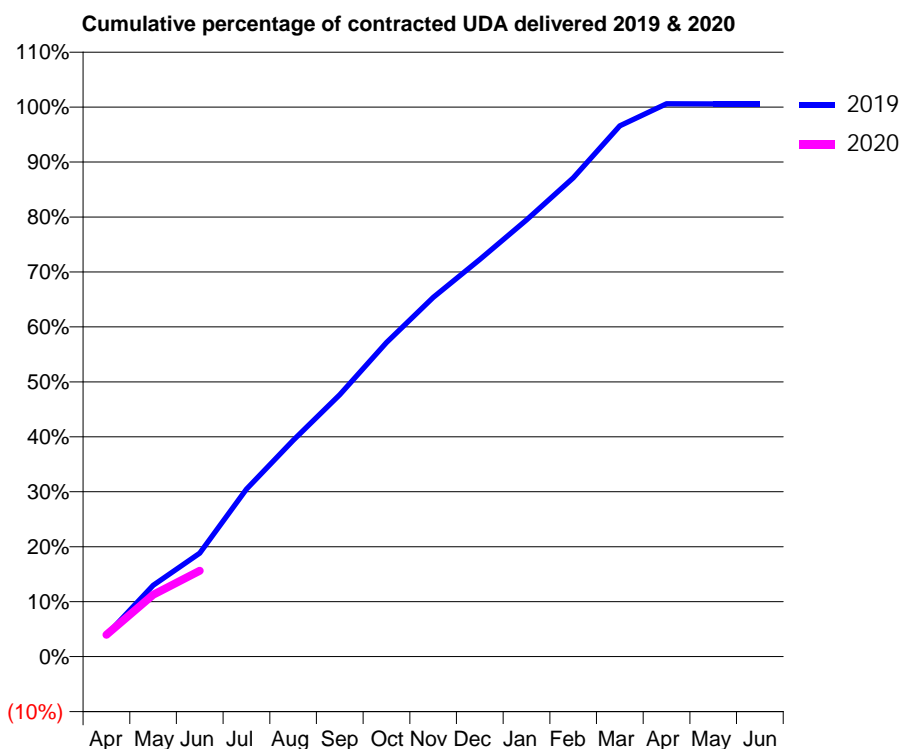
19/20 Contracted general activity (UDA)	9,544
Carry forward general activity (UDA)	0
19/20 Contracted orthodontic activity (UOA)	0
Carry forward orthodontic activity (UOA)	0
Baseline contract value	£222,288.52

ACCESS*

Patients seen in 24 months	Total	Change since previous quarter
Quarter ending June 2018	3,712	
Quarter ending September 2018	3,733	→
Quarter ending December 2018	3,704	→
Quarter ending March 2019	3,800	↑
Quarter ending June 2019	3,793	→
Variance since June 2018	2.2%	↑



ACTIVITY



Month	Adjusted Scheduled Activity (UDA)	
	2019	2020
April	374	379
May	1,237	1,074
June	1,795	1,492
July	2,907	
August	3,754	
September	4,547	
October	5,455	
November	6,239	
December	6,898	
January	7,583	
February	8,313	
March	9,216	
April	9,602	
May	9,599	
June	9,599	

QUALITY

	Quantity	Base Number	Contract	AT	Region	England
% of FP17s for the same patient ID Re-attending within 3 months - Children	14	307	4.6%	9.2%	10.6%	11.4%
% of FP17s for the same patient ID Re-attending within 3 months - Adults	122	1,049	11.6%	13.8%	15.2%	15.4%
% of FP17s for the same patient ID Re-attending between 3 & 9 months - Children	199	307	64.8%	62.6%	62.3%	59.8%
% of FP17s for the same patient ID Re-attending between 3 & 9 months - Adults	716	1,049	68.3%	53.4%	53.3%	52.1%
% of FP17s for Band 1 Urgent Courses	64	929	6.9%	10.1%	9.7%	9.2%
% of FP17s Relating to Free Repair or Replacements	2	929	0.2%	0.6%	0.6%	0.7%
% of FP17s Relating to Continuations	3	929	0.3%	0.9%	0.8%	0.8%
% of Patients satisfied with the dentistry they have received	4	4	N/A	93.2%	93.4%	93.4%
% of Patients satisfied with the time they had to wait for an appointment	4	4	N/A	85.6%	86.8%	87.6%

* This is based on patients treated on this contract for their most recent course of treatment. Figures in italics indicate the base number of FP17s or Patient Questionnaire responses are less than 100. N/A is shown where the base number of responses is less than 10 during the period. % is calculated as Quantity/Base number*100

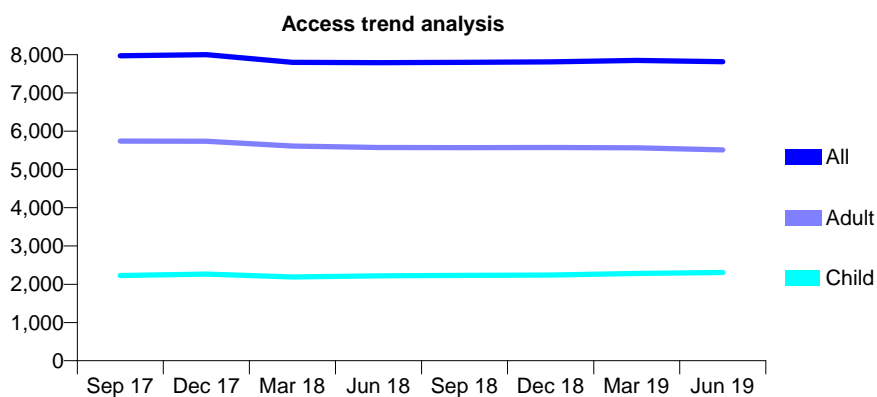
Q70 - Vital Signs At a Glance Contract Report for 141003/0001 - June 2019

Name or company name	Rensburg Pty Limited
Contract type name	GDS Contract
Purpose of contract	General
Contract start date	01/11/2010
Contract end date	

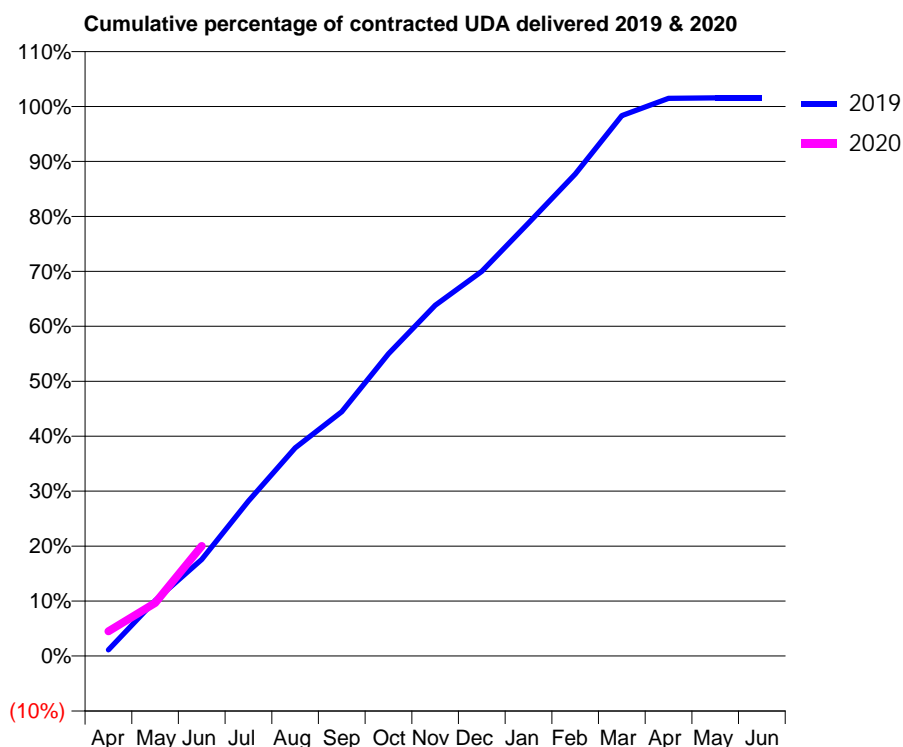
19/20 Contracted general activity (UDA)	18,000
Carry forward general activity (UDA)	0
19/20 Contracted orthodontic activity (UOA)	0
Carry forward orthodontic activity (UOA)	0
Baseline contract value	£440,705.19

ACCESS*

Patients seen in 24 months	Total	Change since previous quarter
Quarter ending June 2018	7,793	
Quarter ending September 2018	7,800	→
Quarter ending December 2018	7,811	→
Quarter ending March 2019	7,847	→
Quarter ending June 2019	7,816	→
Variance since June 2018	0.3%	→



ACTIVITY



Month	Adjusted Scheduled Activity (UDA)	
	2019	2020
April	202	809
May	1,820	1,738
June	3,165	3,606
July	5,076	
August	6,816	
September	8,005	
October	9,902	
November	11,492	
December	12,600	
January	14,180	
February	15,789	
March	17,701	
April	18,264	
May	18,281	
June	18,283	

QUALITY

	Quantity	Base Number	Contract	AT	Region	England
% of FP17s for the same patient ID Re-attending within 3 months - Children	35	688	5.1%	9.2%	10.6%	11.4%
% of FP17s for the same patient ID Re-attending within 3 months - Adults	201	1,436	14.0%	13.8%	15.2%	15.4%
% of FP17s for the same patient ID Re-attending between 3 & 9 months - Children	382	688	55.5%	62.6%	62.3%	59.8%
% of FP17s for the same patient ID Re-attending between 3 & 9 months - Adults	600	1,436	41.8%	53.4%	53.3%	52.1%
% of FP17s for Band 1 Urgent Courses	154	1,836	8.4%	10.1%	9.7%	9.2%
% of FP17s Relating to Free Repair or Replacements	7	1,836	0.4%	0.6%	0.6%	0.7%
% of FP17s Relating to Continuations	1	1,836	0.1%	0.9%	0.8%	0.8%
% of Patients satisfied with the dentistry they have received	3	4	N/A	93.2%	93.4%	93.4%
% of Patients satisfied with the time they had to wait for an appointment	4	4	N/A	85.6%	86.8%	87.6%

* This is based on patients treated on this contract for their most recent course of treatment. Figures in italics indicate the base number of FP17s or Patient Questionnaire responses are less than 100. N/A is shown where the base number of responses is less than 10 during the period. % is calculated as Quantity/Base number*100

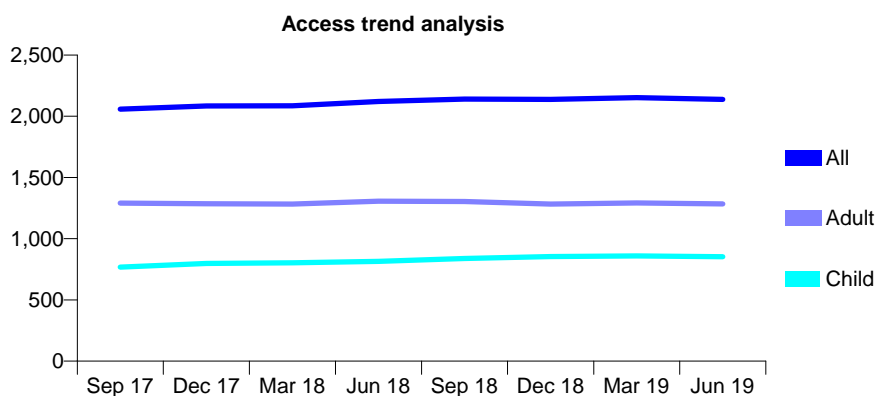
Q70 - Vital Signs At a Glance Contract Report for 144592/0001 - June 2019

Name or company name	Van Der Merwe
Contract type name	GDS Contract
Purpose of contract	General
Contract start date	01/04/2014
Contract end date	

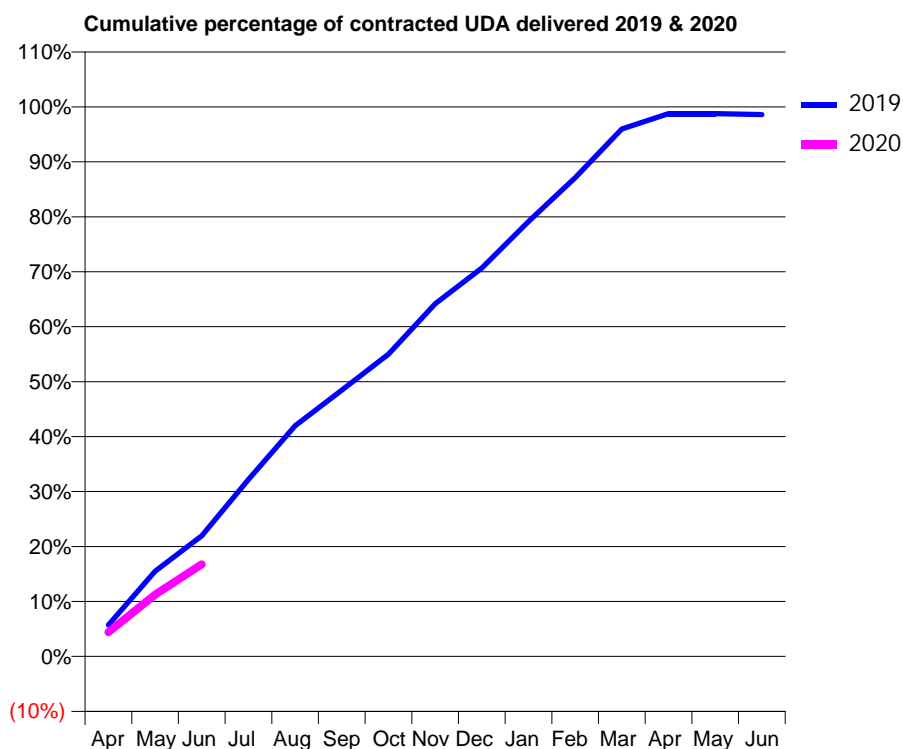
19/20 Contracted general activity (UDA)	6,197
Carry forward general activity (UDA)	0
19/20 Contracted orthodontic activity (UOA)	0
Carry forward orthodontic activity (UOA)	0
Baseline contract value	£141,873.00

ACCESS*

Patients seen in 24 months	Total	Change since previous quarter
Quarter ending June 2018	2,122	
Quarter ending September 2018	2,141	→
Quarter ending December 2018	2,138	→
Quarter ending March 2019	2,152	→
Quarter ending June 2019	2,138	→
Variance since June 2018	0.8%	→



ACTIVITY



Month	2019	2020
April	356	274
May	961	697
June	1,360	1,038
July	1,994	
August	2,601	
September	3,002	
October	3,408	
November	3,977	
December	4,378	
January	4,905	
February	5,398	
March	5,946	
April	6,122	
May	6,122	
June	6,110	

QUALITY

	Quantity	Base Number	Contract	AT	Region	England
% of FP17s for the same patient ID Re-attending within 3 months - Children	21	343	6.1%	9.2%	10.6%	11.4%
% of FP17s for the same patient ID Re-attending within 3 months - Adults	40	407	9.8%	13.8%	15.2%	15.4%
% of FP17s for the same patient ID Re-attending between 3 & 9 months - Children	252	343	73.5%	62.6%	62.3%	59.8%
% of FP17s for the same patient ID Re-attending between 3 & 9 months - Adults	270	407	66.3%	53.4%	53.3%	52.1%
% of FP17s for Band 1 Urgent Courses	34	674	5.0%	10.1%	9.7%	9.2%
% of FP17s Relating to Free Repair or Replacements	2	674	0.3%	0.6%	0.6%	0.7%
% of FP17s Relating to Continuations	0	674	0.0%	0.9%	0.8%	0.8%
% of Patients satisfied with the dentistry they have received	2	2	N/A	93.2%	93.4%	93.4%
% of Patients satisfied with the time they had to wait for an appointment	2	2	N/A	85.6%	86.8%	87.6%

* This is based on patients treated on this contract for their most recent course of treatment. Figures in italics indicate the base number of FP17s or Patient Questionnaire responses are less than 100. N/A is shown where the base number of responses is less than 10 during the period. % is calculated as Quantity/Base number*100

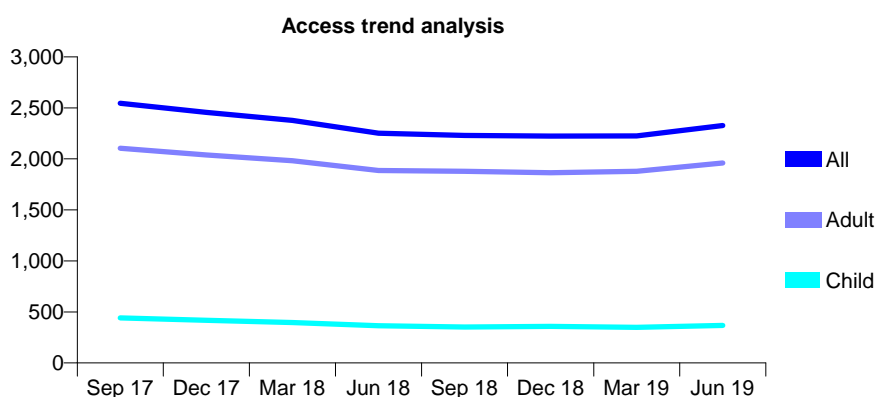
Q70 - Vital Signs At a Glance Contract Report for 145068/0001 - June 2019

Name or company name	Island Dental Care
Contract type name	GDS Contract
Purpose of contract	General
Contract start date	01/04/2015
Contract end date	

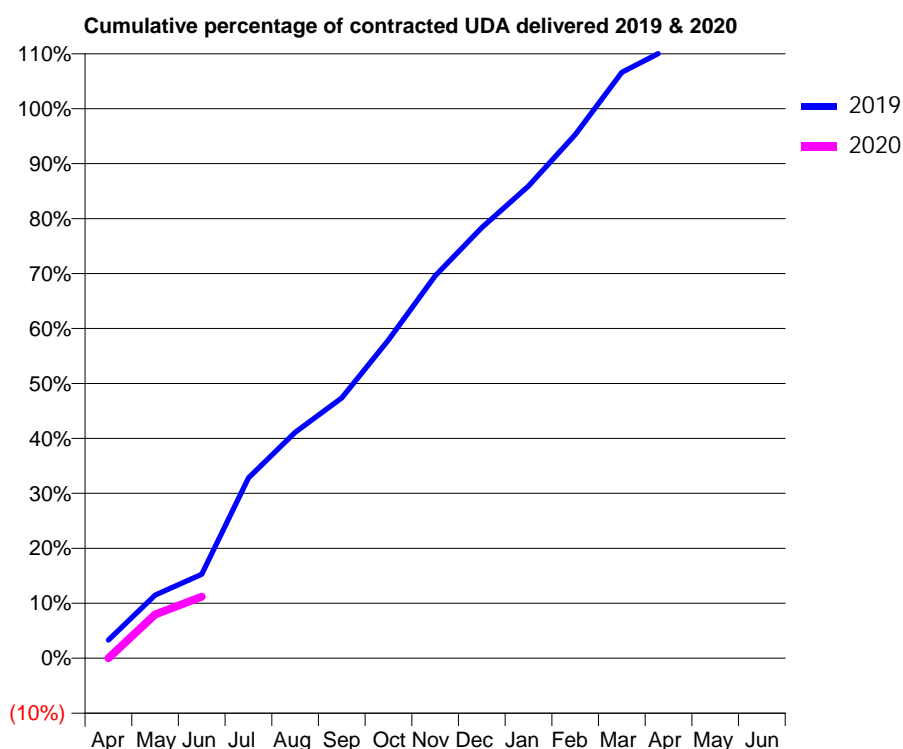
19/20 Contracted general activity (UDA)	10,138
Carry forward general activity (UDA)	0
19/20 Contracted orthodontic activity (UOA)	0
Carry forward orthodontic activity (UOA)	0
Baseline contract value	£233,531.10

ACCESS*

Patients seen in 24 months	Total	Change since previous quarter
Quarter ending June 2018	2,251	
Quarter ending September 2018	2,230	→
Quarter ending December 2018	2,224	→
Quarter ending March 2019	2,226	→
Quarter ending June 2019	2,328	↑
Variance since June 2018	3.4%	↑



ACTIVITY



Month	2019	2020
April	182	0
May	632	808
June	840	1,134
July	1,805	
August	2,260	
September	2,606	
October	3,186	
November	3,828	
December	4,310	
January	4,726	
February	5,241	
March	5,863	
April	6,105	
May	6,106	
June	6,106	

QUALITY

	Quantity	Base Number	Contract	AT	Region	England
% of FP17s for the same patient ID Re-attending within 3 months - Children	8	103	7.8%	9.2%	10.6%	11.4%
% of FP17s for the same patient ID Re-attending within 3 months - Adults	36	538	6.7%	13.8%	15.2%	15.4%
% of FP17s for the same patient ID Re-attending between 3 & 9 months - Children	37	103	35.9%	62.6%	62.3%	59.8%
% of FP17s for the same patient ID Re-attending between 3 & 9 months - Adults	288	538	53.5%	53.4%	53.3%	52.1%
% of FP17s for Band 1 Urgent Courses	37	519	7.1%	10.1%	9.7%	9.2%
% of FP17s Relating to Free Repair or Replacements	1	519	0.2%	0.6%	0.6%	0.7%
% of FP17s Relating to Continuations	2	519	0.4%	0.9%	0.8%	0.8%
% of Patients satisfied with the dentistry they have received	2	2	N/A	93.2%	93.4%	93.4%
% of Patients satisfied with the time they had to wait for an appointment	2	2	N/A	85.6%	86.8%	87.6%

* This is based on patients treated on this contract for their most recent course of treatment.

Figures in italics indicate the base number of FP17s or Patient Questionnaire responses are less than 100. N/A is shown where the base number of responses is less than 10 during the period. % is calculated as Quantity/Base number*100

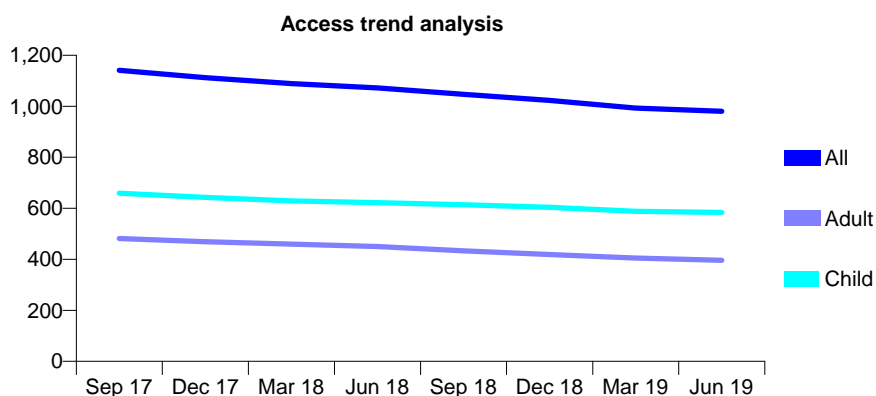
Q70 - Vital Signs At a Glance Contract Report for 145122/0001 - June 2019

Name or company name	Stubbington Avenue Dental Practice
Contract type name	GDS Contract
Purpose of contract	General
Contract start date	01/01/2015
Contract end date	

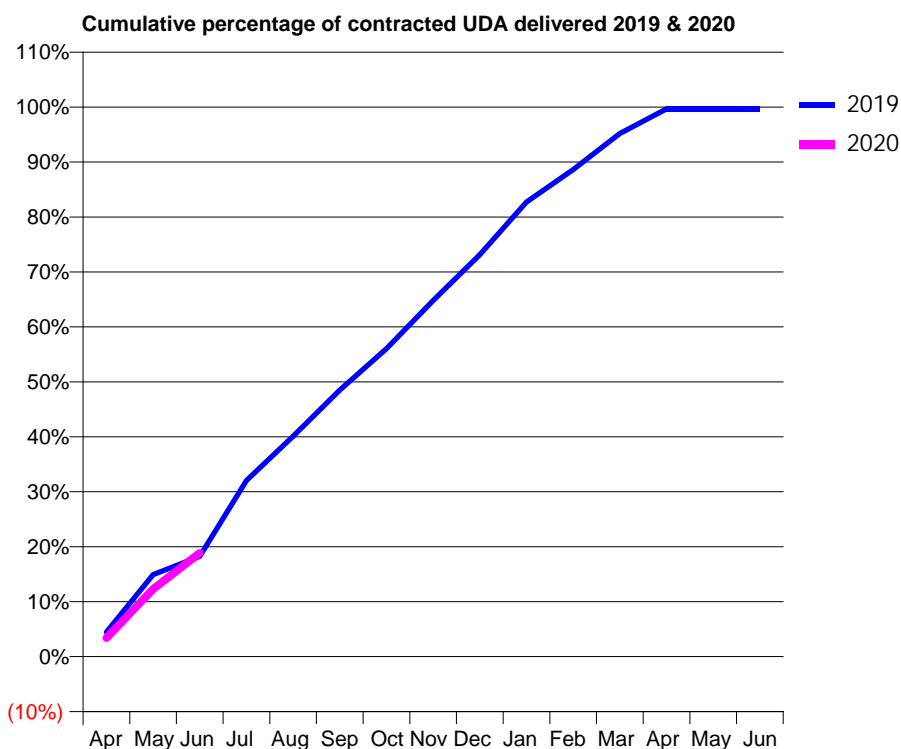
19/20 Contracted general activity (UDA)	2,200
Carry forward general activity (UDA)	0
19/20 Contracted orthodontic activity (UOA)	0
Carry forward orthodontic activity (UOA)	0
Baseline contract value	£50,516.87

ACCESS*

Patients seen in 24 months	Total	Change since previous quarter
Quarter ending June 2018	1,072	
Quarter ending September 2018	1,047	↓
Quarter ending December 2018	1,023	↓
Quarter ending March 2019	993	↓
Quarter ending June 2019	980	↓
Variance since June 2018	(8.6%)	↓



ACTIVITY



Month	Adjusted Scheduled Activity (UDA)	
	2019	2020
April	98	75
May	329	271
June	401	415
July	705	
August	883	
September	1,067	
October	1,233	
November	1,426	
December	1,609	
January	1,820	
February	1,950	
March	2,094	
April	2,193	
May	2,193	
June	2,193	

QUALITY

	Quantity	Base Number	Contract	AT	Region	England
% of FP17s for the same patient ID Re-attending within 3 months - Children	9	271	3.3%	9.2%	10.6%	11.4%
% of FP17s for the same patient ID Re-attending within 3 months - Adults	11	118	9.3%	13.8%	15.2%	15.4%
% of FP17s for the same patient ID Re-attending between 3 & 9 months - Children	218	271	80.4%	62.6%	62.3%	59.8%
% of FP17s for the same patient ID Re-attending between 3 & 9 months - Adults	92	118	78.0%	53.4%	53.3%	52.1%
% of FP17s for Band 1 Urgent Courses	6	319	1.9%	10.1%	9.7%	9.2%
% of FP17s Relating to Free Repair or Replacements	0	319	0.0%	0.6%	0.6%	0.7%
% of FP17s Relating to Continuations	0	319	0.0%	0.9%	0.8%	0.8%
% of Patients satisfied with the dentistry they have received	0	0	N/A	93.2%	93.4%	93.4%
% of Patients satisfied with the time they had to wait for an appointment	0	0	N/A	85.6%	86.8%	87.6%

* This is based on patients treated on this contract for their most recent course of treatment. Figures in italics indicate the base number of FP17s or Patient Questionnaire responses are less than 100. N/A is shown where the base number of responses is less than 10 during the period. % is calculated as Quantity/Base number*100

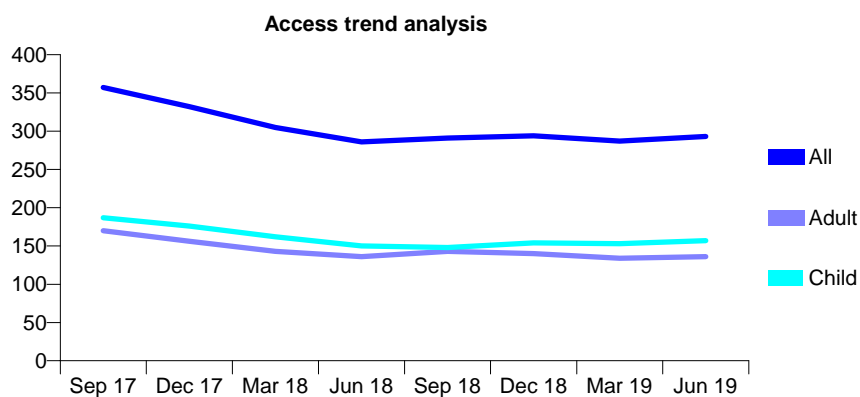
Q70 - Vital Signs At a Glance Contract Report for 145785/0001 - June 2019

Name or company name	The Anchorage Practice Limited
Contract type name	GDS Contract
Purpose of contract	General
Contract start date	01/09/2008
Contract end date	

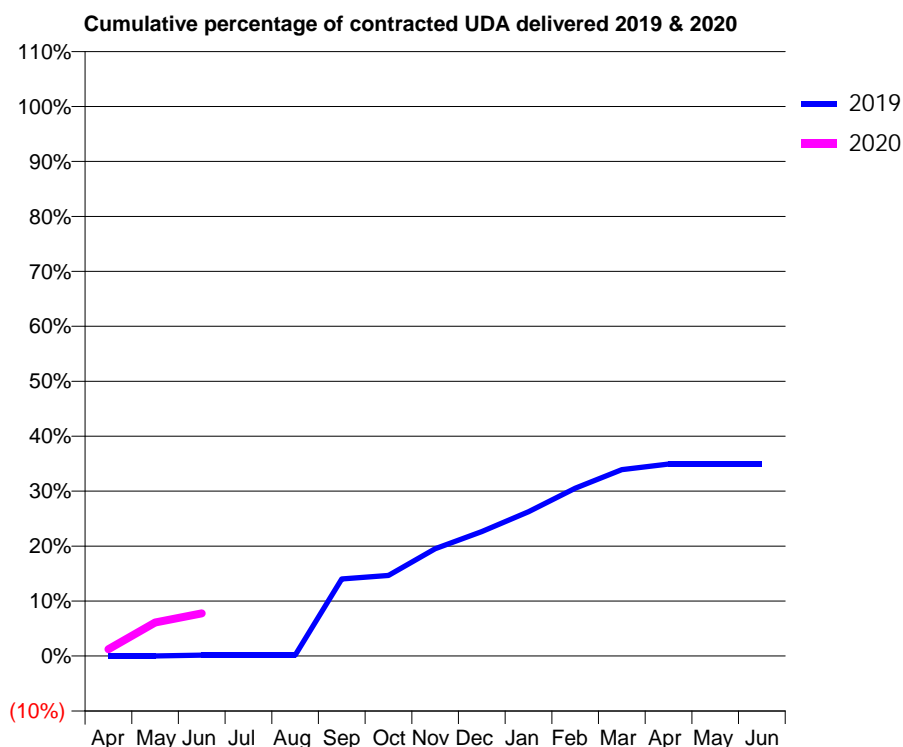
19/20 Contracted general activity (UDA)	1,850
Carry forward general activity (UDA)	0
19/20 Contracted orthodontic activity (UOA)	0
Carry forward orthodontic activity (UOA)	0
Baseline contract value	£43,586.10

ACCESS*

Patients seen in 24 months	Total	Change since previous quarter
Quarter ending June 2018	286	
Quarter ending September 2018	291	→
Quarter ending December 2018	294	→
Quarter ending March 2019	287	↓
Quarter ending June 2019	293	↑
Variance since June 2018	2.4%	↑



ACTIVITY



Month	Adjusted Scheduled Activity (UDA)	
	2019	2020
April	0	23
May	0	113
June	3	144
July	3	
August	3	
September	259	
October	271	
November	361	
December	419	
January	486	
February	565	
March	627	
April	646	
May	646	
June	646	

QUALITY

	Quantity	Base Number	Contract	AT	Region	England
% of FP17s for the same patient ID Re-attending within 3 months - Children	0	62	0.0%	9.2%	10.6%	11.4%
% of FP17s for the same patient ID Re-attending within 3 months - Adults	6	48	12.5%	13.8%	15.2%	15.4%
% of FP17s for the same patient ID Re-attending between 3 & 9 months - Children	39	62	62.9%	62.6%	62.3%	59.8%
% of FP17s for the same patient ID Re-attending between 3 & 9 months - Adults	28	48	58.3%	53.4%	53.3%	52.1%
% of FP17s for Band 1 Urgent Courses	0	85	0.0%	10.1%	9.7%	9.2%
% of FP17s Relating to Free Repair or Replacements	0	85	0.0%	0.6%	0.6%	0.7%
% of FP17s Relating to Continuations	0	85	0.0%	0.9%	0.8%	0.8%
% of Patients satisfied with the dentistry they have received	0	0	N/A	93.2%	93.4%	93.4%
% of Patients satisfied with the time they had to wait for an appointment	0	0	N/A	85.6%	86.8%	87.6%

* This is based on patients treated on this contract for their most recent course of treatment. Figures in italics indicate the base number of FP17s or Patient Questionnaire responses are less than 100. N/A is shown where the base number of responses is less than 10 during the period. % is calculated as Quantity/Base number*100

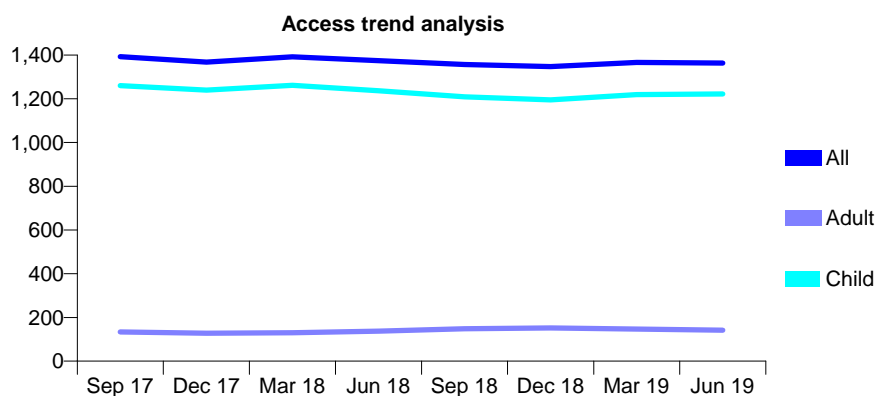
Q70 - Vital Signs At a Glance Contract Report for 146005/0001 - June 2019

Name or company name	Mr T F Visser
Contract type name	GDS Contract
Purpose of contract	General
Contract start date	02/06/2014
Contract end date	

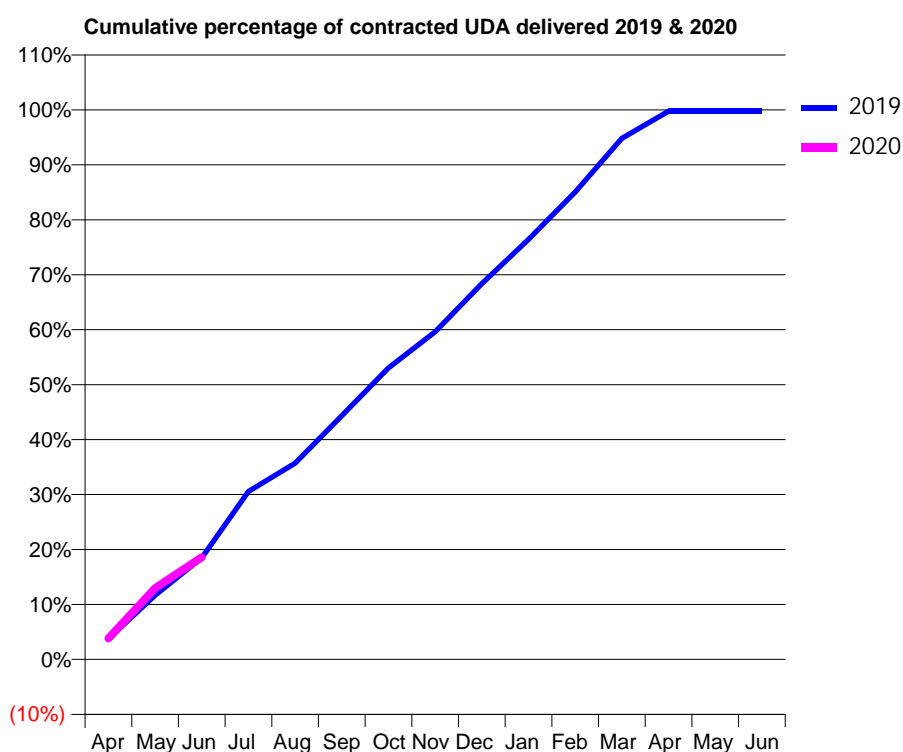
19/20 Contracted general activity (UDA)	2,910
Carry forward general activity (UDA)	0
19/20 Contracted orthodontic activity (UOA)	0
Carry forward orthodontic activity (UOA)	0
Baseline contract value	£65,122.28

ACCESS*

Patients seen in 24 months	Total	Change since previous quarter
Quarter ending June 2018	1,374	
Quarter ending September 2018	1,357	↓
Quarter ending December 2018	1,347	→
Quarter ending March 2019	1,366	→
Quarter ending June 2019	1,364	→
Variance since June 2018	(0.7%)	→



ACTIVITY



Month	Adjusted Scheduled Activity (UDA)	
	2019	2020
April	109	112
May	340	377
June	538	541
July	890	
August	1,040	
September	1,291	
October	1,543	
November	1,735	
December	1,989	
January	2,224	
February	2,475	
March	2,759	
April	2,903	
May	2,903	
June	2,903	

QUALITY

	Quantity	Base Number	Contract	AT	Region	England
% of FP17s for the same patient ID Re-attending within 3 months - Children	33	468	7.1%	9.2%	10.6%	11.4%
% of FP17s for the same patient ID Re-attending within 3 months - Adults	1	14	7.1%	13.8%	15.2%	15.4%
% of FP17s for the same patient ID Re-attending between 3 & 9 months - Children	304	468	65.0%	62.6%	62.3%	59.8%
% of FP17s for the same patient ID Re-attending between 3 & 9 months - Adults	12	14	85.7%	53.4%	53.3%	52.1%
% of FP17s for Band 1 Urgent Courses	10	386	2.6%	10.1%	9.7%	9.2%
% of FP17s Relating to Free Repair or Replacements	0	386	0.0%	0.6%	0.6%	0.7%
% of FP17s Relating to Continuations	9	386	2.3%	0.9%	0.8%	0.8%
% of Patients satisfied with the dentistry they have received	0	0	N/A	93.2%	93.4%	93.4%
% of Patients satisfied with the time they had to wait for an appointment	0	0	N/A	85.6%	86.8%	87.6%

* This is based on patients treated on this contract for their most recent course of treatment. Figures in italics indicate the base number of FP17s or Patient Questionnaire responses are less than 100. N/A is shown where the base number of responses is less than 10 during the period. % is calculated as Quantity/Base number*100

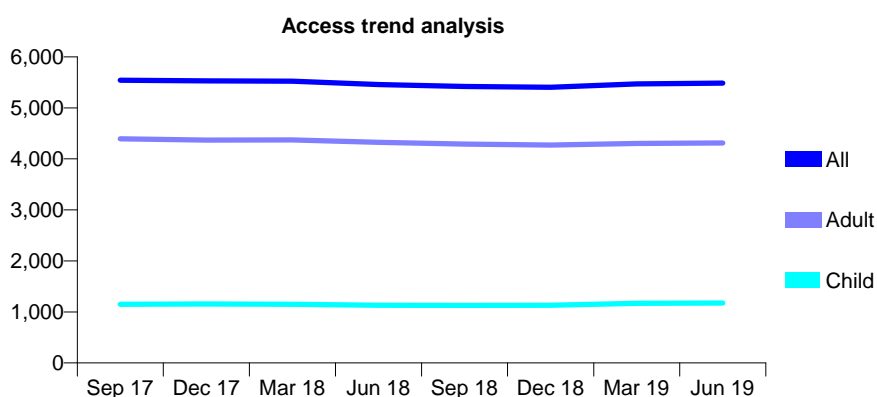
Q70 - Vital Signs At a Glance Contract Report for 146447/0001 - June 2019

Name or company name	Dentapol Ltd
Contract type name	GDS Contract
Purpose of contract	General
Contract start date	01/11/2006
Contract end date	

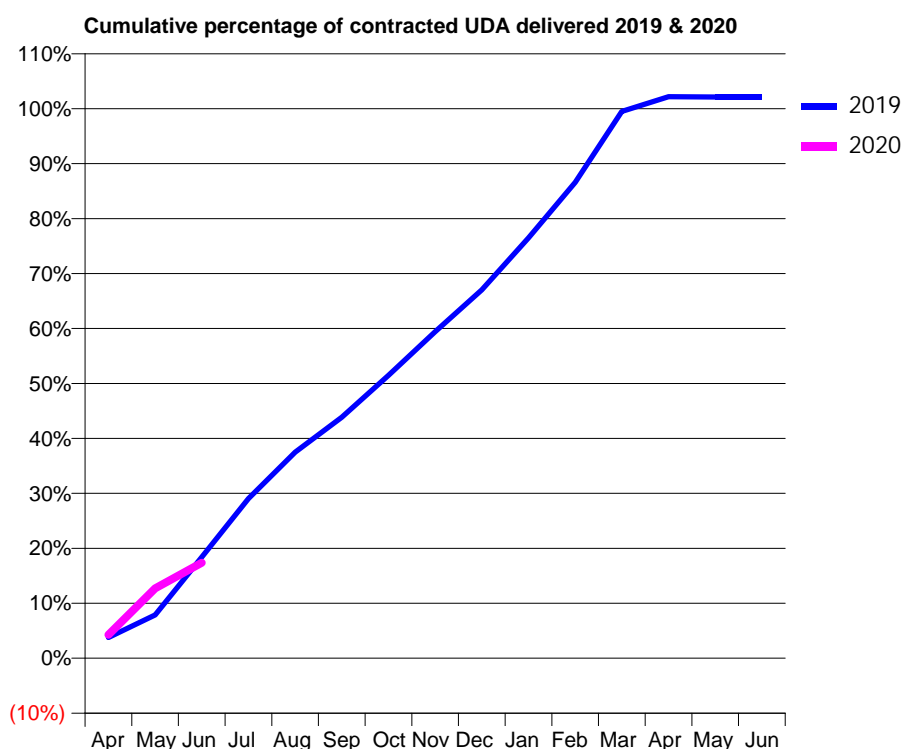
19/20 Contracted general activity (UDA)	16,000
Carry forward general activity (UDA)	0
19/20 Contracted orthodontic activity (UOA)	0
Carry forward orthodontic activity (UOA)	0
Baseline contract value	£470,861.16

ACCESS*

Patients seen in 24 months	Total	Change since previous quarter
Quarter ending June 2018	5,457	
Quarter ending September 2018	5,419	→
Quarter ending December 2018	5,403	→
Quarter ending March 2019	5,471	→
Quarter ending June 2019	5,487	→
Variance since June 2018	0.5%	→



ACTIVITY



Month	Adjusted Scheduled Activity (UDA)	
	2019	2020
April	604	684
May	1,258	2,033
June	2,943	2,777
July	4,650	
August	6,002	
September	7,014	
October	8,236	
November	9,506	
December	10,724	
January	12,240	
February	13,857	
March	15,922	
April	16,349	
May	16,341	
June	16,341	

QUALITY

	Quantity	Base Number	Contract	AT	Region	England
% of FP17s for the same patient ID Re-attending within 3 months - Children	31	355	8.7%	9.2%	10.6%	11.4%
% of FP17s for the same patient ID Re-attending within 3 months - Adults	161	1,211	13.3%	13.8%	15.2%	15.4%
% of FP17s for the same patient ID Re-attending between 3 & 9 months - Children	198	355	55.8%	62.6%	62.3%	59.8%
% of FP17s for the same patient ID Re-attending between 3 & 9 months - Adults	708	1,211	58.5%	53.4%	53.3%	52.1%
% of FP17s for Band 1 Urgent Courses	137	1,423	9.6%	10.1%	9.7%	9.2%
% of FP17s Relating to Free Repair or Replacements	19	1,423	1.3%	0.6%	0.6%	0.7%
% of FP17s Relating to Continuations	7	1,423	0.5%	0.9%	0.8%	0.8%
% of Patients satisfied with the dentistry they have received	1	1	N/A	93.2%	93.4%	93.4%
% of Patients satisfied with the time they had to wait for an appointment	1	1	N/A	85.6%	86.8%	87.6%

* This is based on patients treated on this contract for their most recent course of treatment.

Figures in italics indicate the base number of FP17s or Patient Questionnaire responses are less than 100. N/A is shown where the base number of responses is less than 10 during the period. % is calculated as Quantity/Base number*100

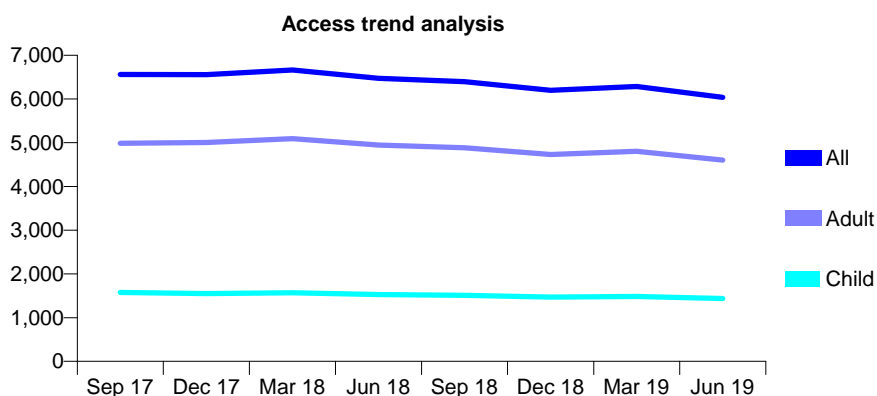
Q70 - Vital Signs At a Glance Contract Report for 146447/0002 - June 2019

Name or company name	Dentapol Ltd
Contract type name	GDS Contract
Purpose of contract	General
Contract start date	01/01/2007
Contract end date	

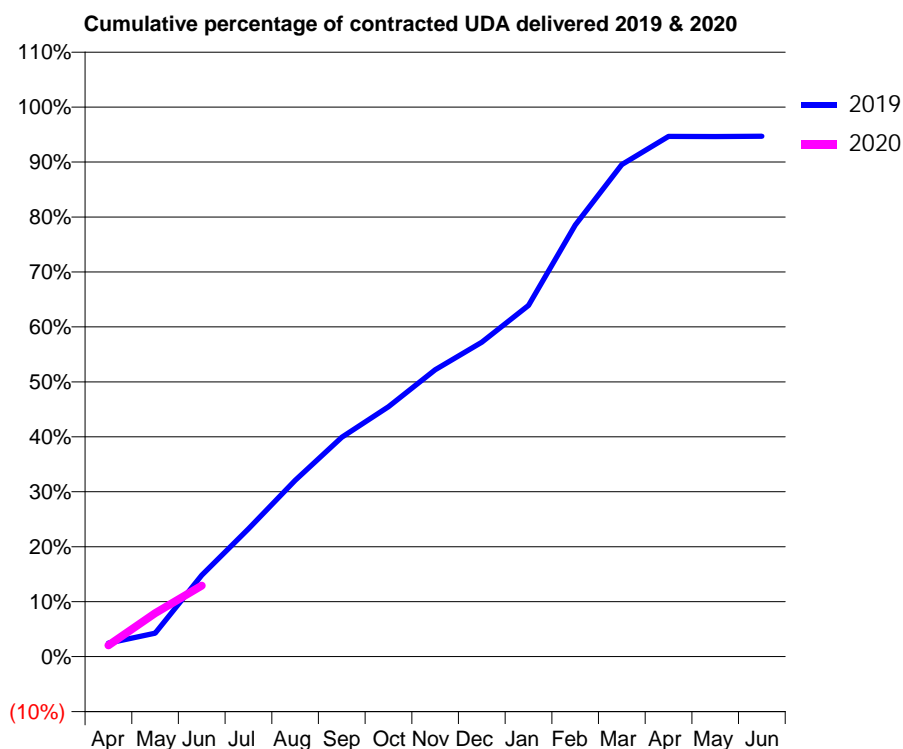
19/20 Contracted general activity (UDA)	24,000
Carry forward general activity (UDA)	0
19/20 Contracted orthodontic activity (UOA)	0
Carry forward orthodontic activity (UOA)	0
Baseline contract value	£603,786.89

ACCESS*

Patients seen in 24 months	Total	Change since previous quarter
Quarter ending June 2018	6,473	
Quarter ending September 2018	6,395	↓
Quarter ending December 2018	6,199	↓
Quarter ending March 2019	6,286	→
Quarter ending June 2019	6,038	↓
Variance since June 2018	(6.7%)	↓



ACTIVITY



Month	Adjusted Scheduled Activity (UDA)	
	2019	2020
April	592	494
May	1,030	1,899
June	3,557	3,102
July	5,585	
August	7,695	
September	9,577	
October	10,912	
November	12,532	
December	13,731	
January	15,338	
February	18,849	
March	21,486	
April	22,715	
May	22,714	
June	22,722	

QUALITY

	Quantity	Base Number	Contract	AT	Region	England
% of FP17s for the same patient ID Re-attending within 3 months - Children	35	471	7.4%	9.2%	10.6%	11.4%
% of FP17s for the same patient ID Re-attending within 3 months - Adults	253	1,318	19.2%	13.8%	15.2%	15.4%
% of FP17s for the same patient ID Re-attending between 3 & 9 months - Children	305	471	64.8%	62.6%	62.3%	59.8%
% of FP17s for the same patient ID Re-attending between 3 & 9 months - Adults	707	1,318	53.6%	53.4%	53.3%	52.1%
% of FP17s for Band 1 Urgent Courses	196	1,409	13.9%	10.1%	9.7%	9.2%
% of FP17s Relating to Free Repair or Replacements	11	1,409	0.8%	0.6%	0.6%	0.7%
% of FP17s Relating to Continuations	11	1,409	0.8%	0.9%	0.8%	0.8%
% of Patients satisfied with the dentistry they have received	1	3	N/A	93.2%	93.4%	93.4%
% of Patients satisfied with the time they had to wait for an appointment	1	3	N/A	85.6%	86.8%	87.6%

* This is based on patients treated on this contract for their most recent course of treatment. Figures in italics indicate the base number of FP17s or Patient Questionnaire responses are less than 100. N/A is shown where the base number of responses is less than 10 during the period. % is calculated as Quantity/Base number*100

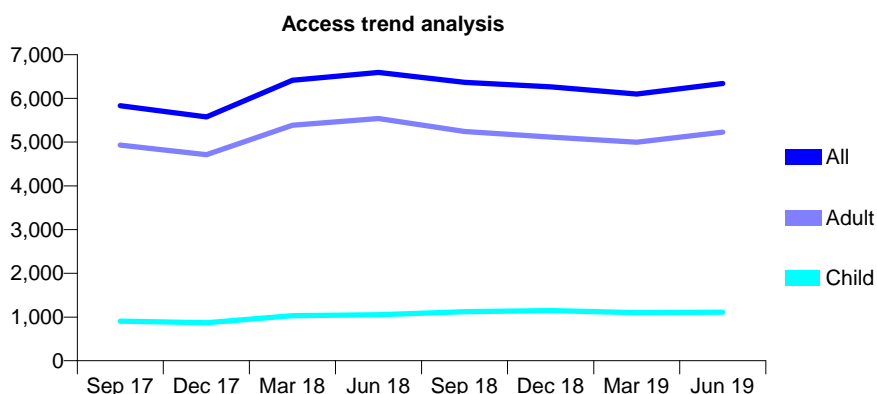
Q70 - Vital Signs At a Glance Contract Report for 146447/0003 - June 2019

Name or company name	Dentapol Ltd
Contract type name	GDS Contract
Purpose of contract	General
Contract start date	01/01/2007
Contract end date	

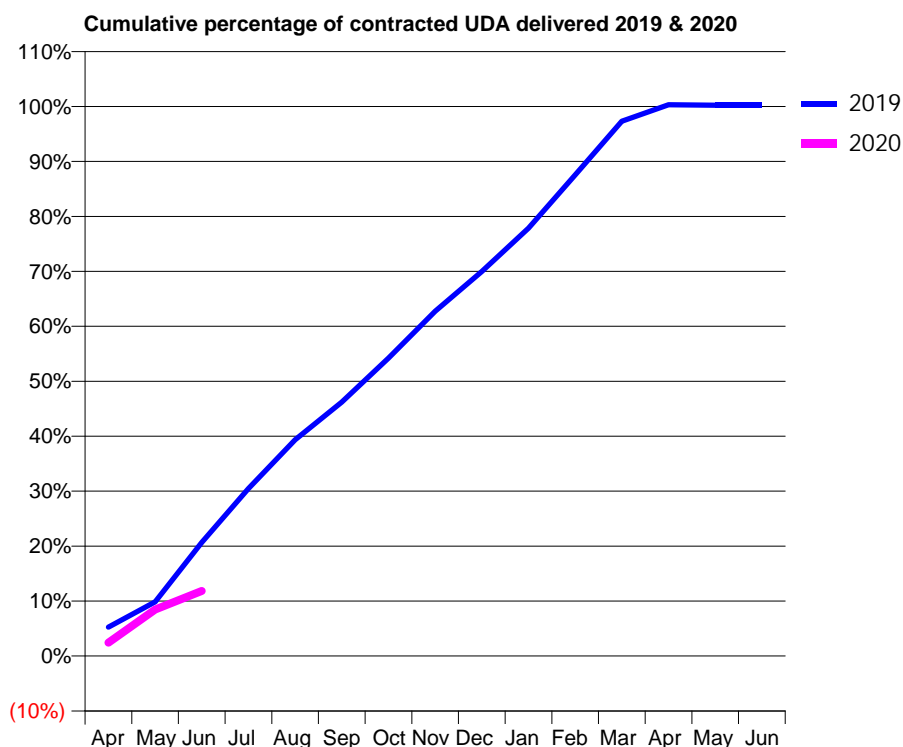
19/20 Contracted general activity (UDA)	28,806
Carry forward general activity (UDA)	0
19/20 Contracted orthodontic activity (UOA)	0
Carry forward orthodontic activity (UOA)	0
Baseline contract value	£790,000.27

ACCESS*

Patients seen in 24 months	Total	Change since previous quarter
Quarter ending June 2018	6,594	
Quarter ending September 2018	6,366	↓
Quarter ending December 2018	6,262	↓
Quarter ending March 2019	6,098	↓
Quarter ending June 2019	6,341	↑
Variance since June 2018	(3.8%)	↓



ACTIVITY



Month	Adjusted Scheduled Activity (UDA)	
	2019	2020
April	1,039	702
May	1,954	2,435
June	4,091	3,406
July	6,041	
August	7,796	
September	9,153	
October	10,739	
November	12,425	
December	13,861	
January	15,422	
February	17,345	
March	19,275	
April	19,868	
May	19,852	
June	19,852	

QUALITY

	Quantity	Base Number	Contract	AT	Region	England
% of FP17s for the same patient ID Re-attending within 3 months - Children	23	384	6.0%	9.2%	10.6%	11.4%
% of FP17s for the same patient ID Re-attending within 3 months - Adults	121	1,733	7.0%	13.8%	15.2%	15.4%
% of FP17s for the same patient ID Re-attending between 3 & 9 months - Children	217	384	56.5%	62.6%	62.3%	59.8%
% of FP17s for the same patient ID Re-attending between 3 & 9 months - Adults	868	1,733	50.1%	53.4%	53.3%	52.1%
% of FP17s for Band 1 Urgent Courses	210	1,876	11.2%	10.1%	9.7%	9.2%
% of FP17s Relating to Free Repair or Replacements	7	1,876	0.4%	0.6%	0.6%	0.7%
% of FP17s Relating to Continuations	5	1,876	0.3%	0.9%	0.8%	0.8%
% of Patients satisfied with the dentistry they have received	3	3	N/A	93.2%	93.4%	93.4%
% of Patients satisfied with the time they had to wait for an appointment	2	3	N/A	85.6%	86.8%	87.6%

* This is based on patients treated on this contract for their most recent course of treatment. Figures in italics indicate the base number of FP17s or Patient Questionnaire responses are less than 100. N/A is shown where the base number of responses is less than 10 during the period. % is calculated as Quantity/Base number*100

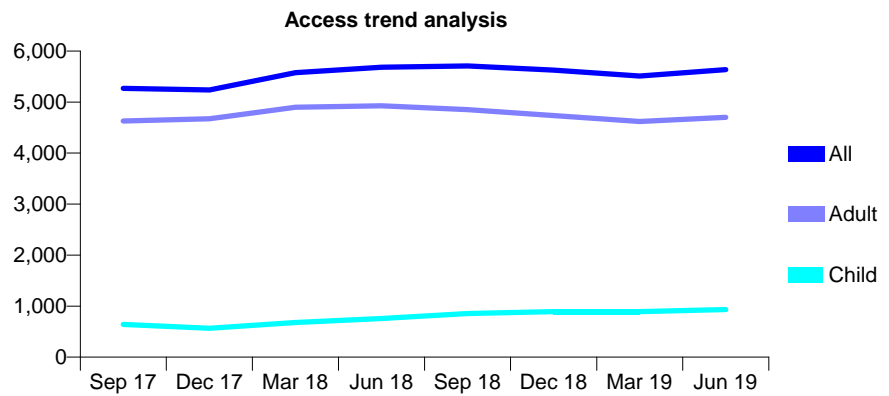
Q70 - Vital Signs At a Glance Contract Report for 146447/0004 - June 2019

Name or company name	Dentapol Ltd
Contract type name	GDS Contract
Purpose of contract	General
Contract start date	01/01/2007
Contract end date	

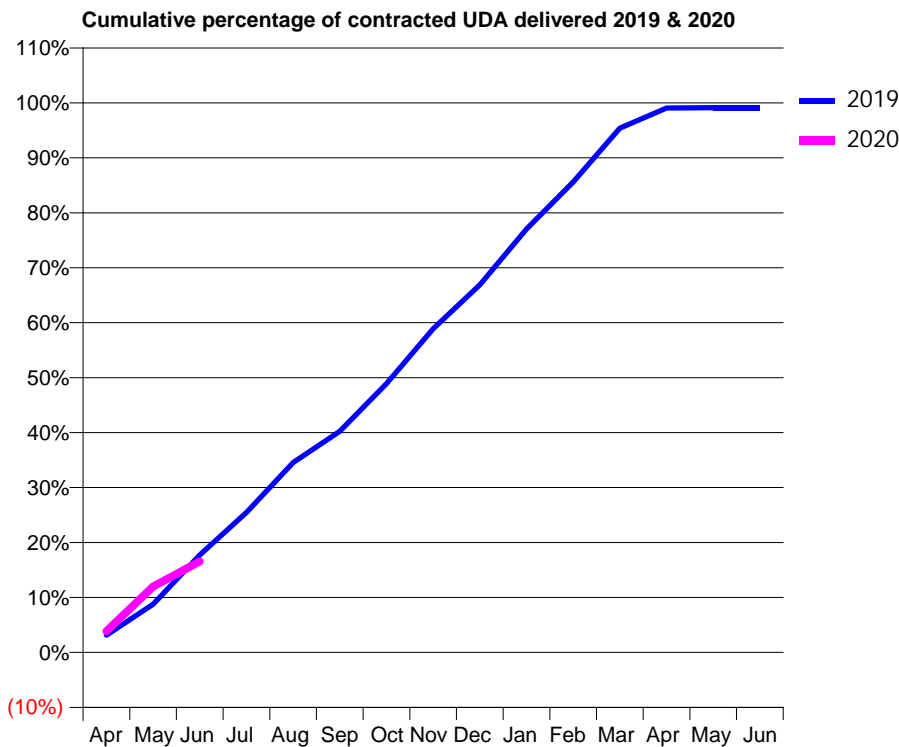
19/20 Contracted general activity (UDA)	21,910
Carry forward general activity (UDA)	0
19/20 Contracted orthodontic activity (UOA)	0
Carry forward orthodontic activity (UOA)	0
Baseline contract value	£628,155.36

ACCESS*

Patients seen in 24 months	Total	Change since previous quarter
Quarter ending June 2018	5,682	
Quarter ending September 2018	5,708	→
Quarter ending December 2018	5,628	↓
Quarter ending March 2019	5,510	↓
Quarter ending June 2019	5,636	↑
Variance since June 2018	(0.8%)	→



ACTIVITY



Month	Adjusted Scheduled Activity (UDA)	
	2019	2020
April	595	849
May	1,661	2,627
June	3,353	3,631
July	4,815	
August	6,533	
September	7,611	
October	9,249	
November	11,138	
December	12,651	
January	14,567	
February	16,188	
March	18,037	
April	18,730	
May	18,743	
June	18,742	

QUALITY

	Quantity	Base Number	Contract	AT	Region	England
% of FP17s for the same patient ID Re-attending within 3 months - Children	15	293	5.1%	9.2%	10.6%	11.4%
% of FP17s for the same patient ID Re-attending within 3 months - Adults	243	1,667	14.6%	13.8%	15.2%	15.4%
% of FP17s for the same patient ID Re-attending between 3 & 9 months - Children	157	293	53.6%	62.6%	62.3%	59.8%
% of FP17s for the same patient ID Re-attending between 3 & 9 months - Adults	884	1,667	53.0%	53.4%	53.3%	52.1%
% of FP17s for Band 1 Urgent Courses	203	1,658	12.2%	10.1%	9.7%	9.2%
% of FP17s Relating to Free Repair or Replacements	20	1,658	1.2%	0.6%	0.6%	0.7%
% of FP17s Relating to Continuations	17	1,658	1.0%	0.9%	0.8%	0.8%
% of Patients satisfied with the dentistry they have received	1	1	N/A	93.2%	93.4%	93.4%
% of Patients satisfied with the time they had to wait for an appointment	1	1	N/A	85.6%	86.8%	87.6%

* This is based on patients treated on this contract for their most recent course of treatment. Figures in italics indicate the base number of FP17s or Patient Questionnaire responses are less than 100. N/A is shown where the base number of responses is less than 10 during the period. % is calculated as Quantity/Base number*100

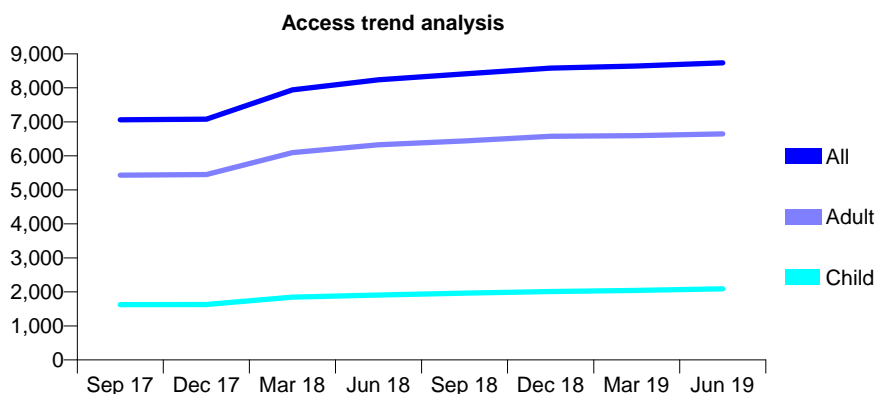
Q70 - Vital Signs At a Glance Contract Report for 146447/0005 - June 2019

Name or company name	Dr Patrycja Drozdziel
Contract type name	GDS Contract
Purpose of contract	General
Contract start date	01/01/2009
Contract end date	

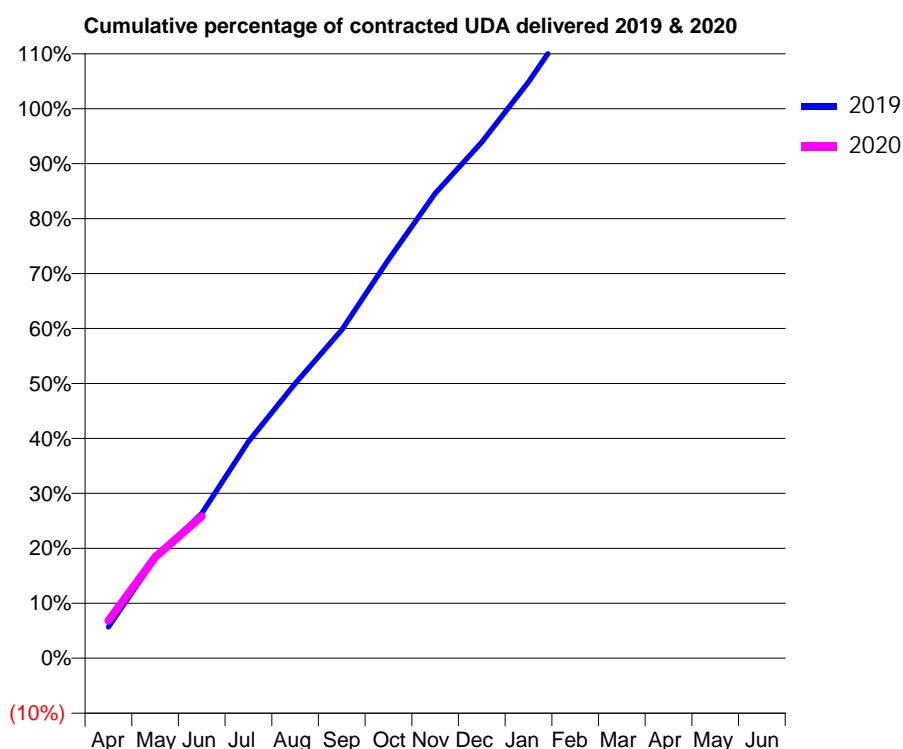
19/20 Contracted general activity (UDA)	21,000
Carry forward general activity (UDA)	0
19/20 Contracted orthodontic activity (UOA)	0
Carry forward orthodontic activity (UOA)	0
Baseline contract value	£467,224.96

ACCESS*

Patients seen in 24 months	Total	Change since previous quarter
Quarter ending June 2018	8,237	
Quarter ending September 2018	8,408	↑
Quarter ending December 2018	8,583	↑
Quarter ending March 2019	8,640	→
Quarter ending June 2019	8,737	→
Variance since June 2018	6.1%	↑



ACTIVITY



Month	2019	2020
April	1,197	1,435
May	3,814	3,863
June	5,532	5,418
July	8,279	
August	10,495	
September	12,541	
October	15,228	
November	17,760	
December	19,720	
January	22,016	
February	24,631	
March	26,871	
April	27,269	
May	27,284	
June	27,285	

QUALITY

	Quantity	Base Number	Contract	AT	Region	England
% of FP17s for the same patient ID Re-attending within 3 months - Children	37	721	5.1%	9.2%	10.6%	11.4%
% of FP17s for the same patient ID Re-attending within 3 months - Adults	288	2,230	12.9%	13.8%	15.2%	15.4%
% of FP17s for the same patient ID Re-attending between 3 & 9 months - Children	480	721	66.6%	62.6%	62.3%	59.8%
% of FP17s for the same patient ID Re-attending between 3 & 9 months - Adults	1,441	2,230	64.6%	53.4%	53.3%	52.1%
% of FP17s for Band 1 Urgent Courses	190	2,767	6.9%	10.1%	9.7%	9.2%
% of FP17s Relating to Free Repair or Replacements	18	2,767	0.7%	0.6%	0.6%	0.7%
% of FP17s Relating to Continuations	25	2,767	0.9%	0.9%	0.8%	0.8%
% of Patients satisfied with the dentistry they have received	4	4	N/A	93.2%	93.4%	93.4%
% of Patients satisfied with the time they had to wait for an appointment	3	4	N/A	85.6%	86.8%	87.6%

* This is based on patients treated on this contract for their most recent course of treatment. Figures in italics indicate the base number of FP17s or Patient Questionnaire responses are less than 100. N/A is shown where the base number of responses is less than 10 during the period. % is calculated as Quantity/Base number*100

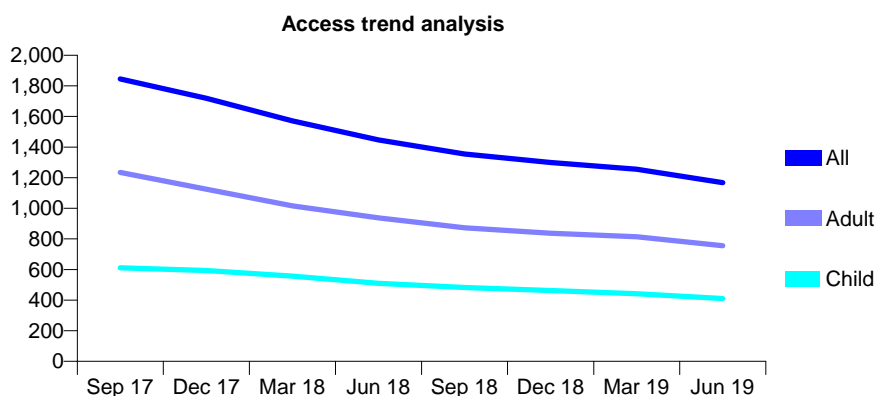
Q70 - Vital Signs At a Glance Contract Report for 147133/0001 - June 2019

Name or company name	Royal Terrace Dental Practice
Contract type name	GDS Contract
Purpose of contract	General
Contract start date	01/04/2015
Contract end date	

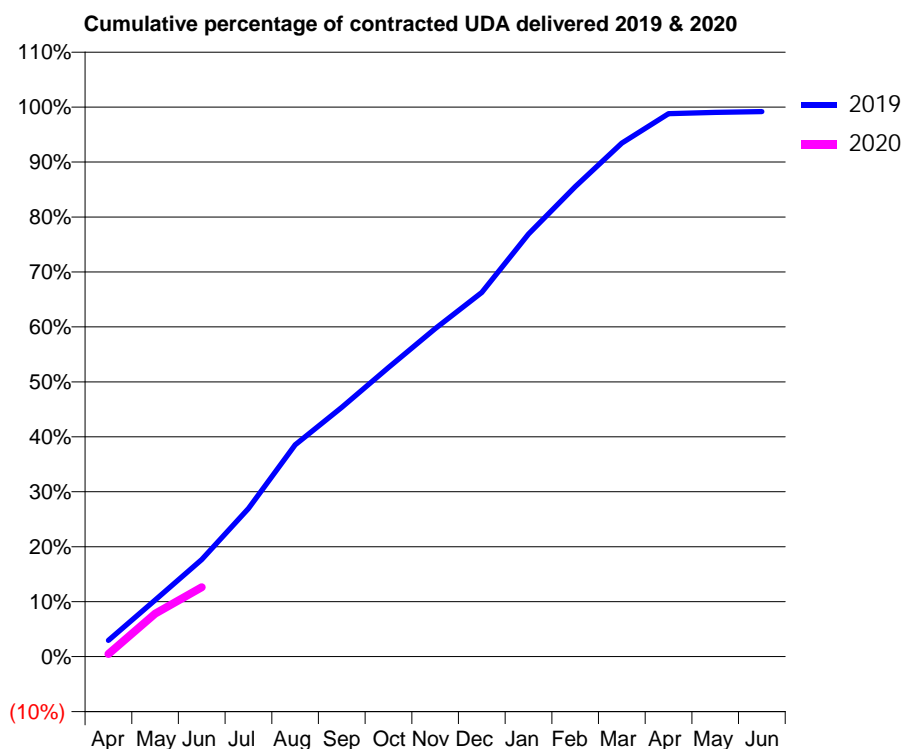
19/20 Contracted general activity (UDA)	2,883
Carry forward general activity (UDA)	0
19/20 Contracted orthodontic activity (UOA)	0
Carry forward orthodontic activity (UOA)	0
Baseline contract value	£69,483.72

ACCESS*

Patients seen in 24 months	Total	Change since previous quarter
Quarter ending June 2018	1,447	
Quarter ending September 2018	1,355	↓
Quarter ending December 2018	1,300	↓
Quarter ending March 2019	1,255	↓
Quarter ending June 2019	1,167	↓
Variance since June 2018	(19.4%)	↓



ACTIVITY



Month	Adjusted Scheduled Activity (UDA)	
	2019	2020
April	86	14
May	297	226
June	510	364
July	777	
August	1,111	
September	1,308	
October	1,516	
November	1,721	
December	1,910	
January	2,216	
February	2,466	
March	2,694	
April	2,849	
May	2,855	
June	2,859	

QUALITY

	Quantity	Base Number	Contract	AT	Region	England
% of FP17s for the same patient ID Re-attending within 3 months - Children	3	106	2.8%	9.2%	10.6%	11.4%
% of FP17s for the same patient ID Re-attending within 3 months - Adults	29	197	14.7%	13.8%	15.2%	15.4%
% of FP17s for the same patient ID Re-attending between 3 & 9 months - Children	34	106	32.1%	62.6%	62.3%	59.8%
% of FP17s for the same patient ID Re-attending between 3 & 9 months - Adults	86	197	43.7%	53.4%	53.3%	52.1%
% of FP17s for Band 1 Urgent Courses	25	223	11.2%	10.1%	9.7%	9.2%
% of FP17s Relating to Free Repair or Replacements	3	223	1.3%	0.6%	0.6%	0.7%
% of FP17s Relating to Continuations	1	223	0.4%	0.9%	0.8%	0.8%
% of Patients satisfied with the dentistry they have received	0	0	N/A	93.2%	93.4%	93.4%
% of Patients satisfied with the time they had to wait for an appointment	0	0	N/A	85.6%	86.8%	87.6%

* This is based on patients treated on this contract for their most recent course of treatment. Figures in italics indicate the base number of FP17s or Patient Questionnaire responses are less than 100. N/A is shown where the base number of responses is less than 10 during the period. % is calculated as Quantity/Base number*100

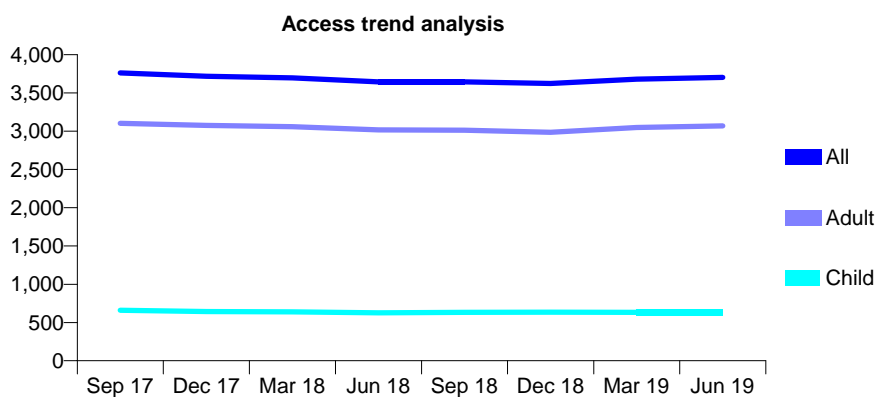
Q70 - Vital Signs At a Glance Contract Report for 147435/0001 - June 2019

Name or company name	Fieldrealm Ltd
Contract type name	GDS Contract
Purpose of contract	General
Contract start date	01/08/2007
Contract end date	

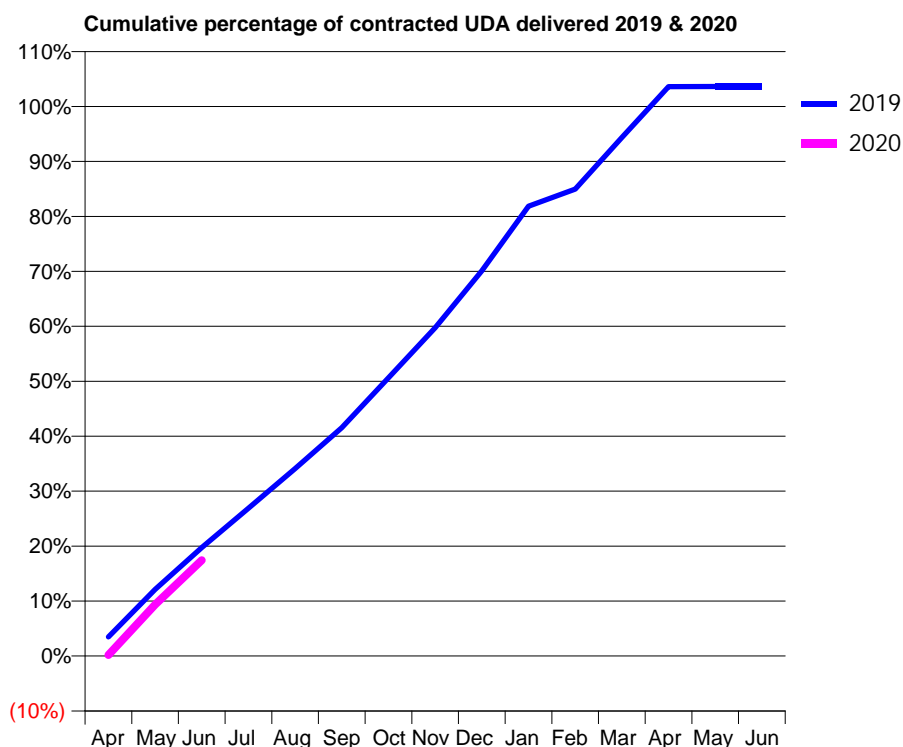
19/20 Contracted general activity (UDA)	13,238
Carry forward general activity (UDA)	0
19/20 Contracted orthodontic activity (UOA)	0
Carry forward orthodontic activity (UOA)	0
Baseline contract value	£298,691.19

ACCESS*

Patients seen in 24 months	Total	Change since previous quarter
Quarter ending June 2018	3,645	
Quarter ending September 2018	3,646	→
Quarter ending December 2018	3,622	→
Quarter ending March 2019	3,681	→
Quarter ending June 2019	3,702	→
Variance since June 2018	1.6%	→



ACTIVITY



Month	Adjusted Scheduled Activity (UDA)	
	2019	2020
April	461	24
May	1,608	1,240
June	2,613	2,310
July	3,562	
August	4,518	
September	5,501	
October	6,702	
November	7,912	
December	9,277	
January	10,833	
February	11,249	
March	12,488	
April	13,716	
May	13,718	
June	13,719	

QUALITY

	Quantity	Base Number	Contract	AT	Region	England
% of FP17s for the same patient ID Re-attending within 3 months - Children	20	310	6.5%	9.2%	10.6%	11.4%
% of FP17s for the same patient ID Re-attending within 3 months - Adults	142	1,296	11.0%	13.8%	15.2%	15.4%
% of FP17s for the same patient ID Re-attending between 3 & 9 months - Children	228	310	73.5%	62.6%	62.3%	59.8%
% of FP17s for the same patient ID Re-attending between 3 & 9 months - Adults	856	1,296	66.0%	53.4%	53.3%	52.1%
% of FP17s for Band 1 Urgent Courses	33	1,062	3.1%	10.1%	9.7%	9.2%
% of FP17s Relating to Free Repair or Replacements	9	1,062	0.8%	0.6%	0.6%	0.7%
% of FP17s Relating to Continuations	10	1,062	0.9%	0.9%	0.8%	0.8%
% of Patients satisfied with the dentistry they have received	2	2	N/A	93.2%	93.4%	93.4%
% of Patients satisfied with the time they had to wait for an appointment	2	2	N/A	85.6%	86.8%	87.6%

* This is based on patients treated on this contract for their most recent course of treatment. Figures in italics indicate the base number of FP17s or Patient Questionnaire responses are less than 100. N/A is shown where the base number of responses is less than 10 during the period. % is calculated as Quantity/Base number*100

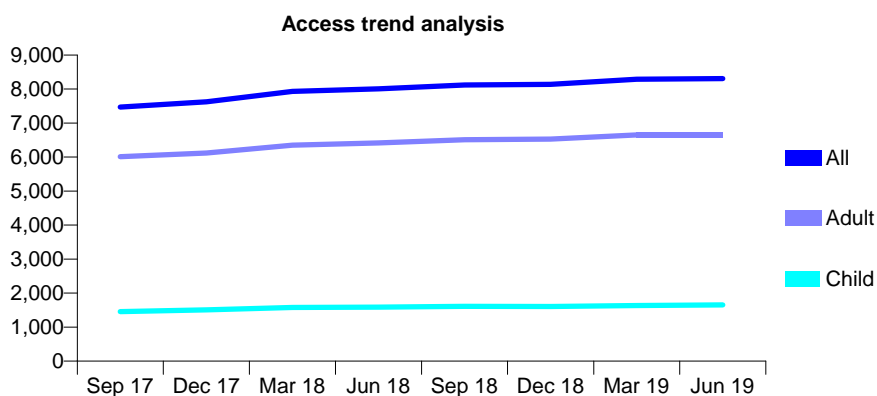
Q70 - Vital Signs At a Glance Contract Report for 149802/0001 - June 2019

Name or company name	Dental Care Centre
Contract type name	GDS Contract
Purpose of contract	General
Contract start date	01/11/2009
Contract end date	

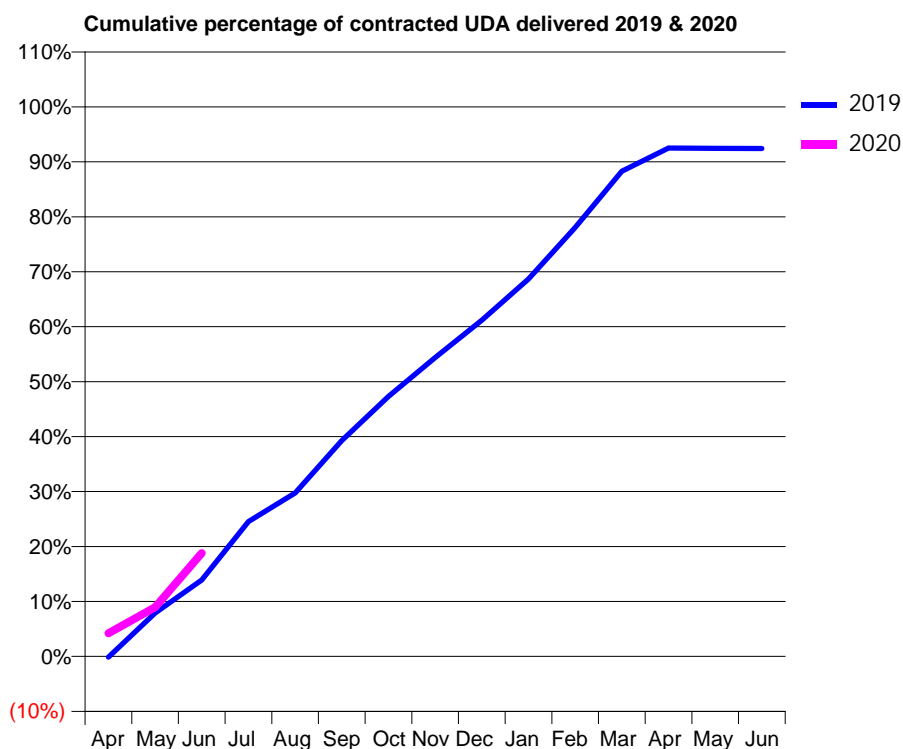
19/20 Contracted general activity (UDA)	23,000
Carry forward general activity (UDA)	0
19/20 Contracted orthodontic activity (UOA)	0
Carry forward orthodontic activity (UOA)	0
Baseline contract value	£591,105.36

ACCESS*

Patients seen in 24 months	Total	Change since previous quarter
Quarter ending June 2018	8,004	
Quarter ending September 2018	8,121	→
Quarter ending December 2018	8,138	→
Quarter ending March 2019	8,287	→
Quarter ending June 2019	8,307	→
Variance since June 2018	3.8%	↑



ACTIVITY



Month	2019	2020
April	-35	969
May	1,820	2,060
June	3,200	4,324
July	5,644	
August	6,846	
September	9,033	
October	10,881	
November	12,509	
December	14,069	
January	15,799	
February	17,954	
March	20,310	
April	21,271	
May	21,262	
June	21,256	

QUALITY

	Quantity	Base Number	Contract	AT	Region	England
% of FP17s for the same patient ID Re-attending within 3 months - Children	34	582	5.8%	9.2%	10.6%	11.4%
% of FP17s for the same patient ID Re-attending within 3 months - Adults	194	2,078	9.3%	13.8%	15.2%	15.4%
% of FP17s for the same patient ID Re-attending between 3 & 9 months - Children	321	582	55.2%	62.6%	62.3%	59.8%
% of FP17s for the same patient ID Re-attending between 3 & 9 months - Adults	1,174	2,078	56.5%	53.4%	53.3%	52.1%
% of FP17s for Band 1 Urgent Courses	170	2,269	7.5%	10.1%	9.7%	9.2%
% of FP17s Relating to Free Repair or Replacements	12	2,269	0.5%	0.6%	0.6%	0.7%
% of FP17s Relating to Continuations	2	2,269	0.1%	0.9%	0.8%	0.8%
% of Patients satisfied with the dentistry they have received	1	1	N/A	93.2%	93.4%	93.4%
% of Patients satisfied with the time they had to wait for an appointment	1	1	N/A	85.6%	86.8%	87.6%

* This is based on patients treated on this contract for their most recent course of treatment. Figures in italics indicate the base number of FP17s or Patient Questionnaire responses are less than 100. N/A is shown where the base number of responses is less than 10 during the period. % is calculated as Quantity/Base number*100

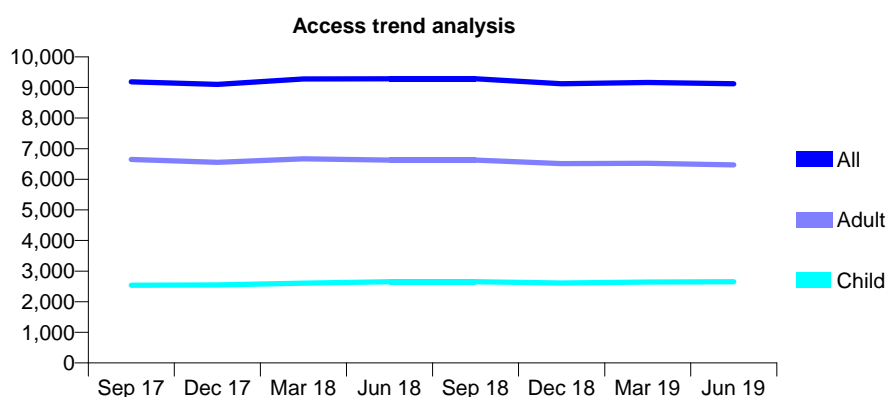
Q70 - Vital Signs At a Glance Contract Report for 149802/0003 - June 2019

Name or company name	Dental Care Centre
Contract type name	GDS Contract
Purpose of contract	General
Contract start date	15/06/2010
Contract end date	

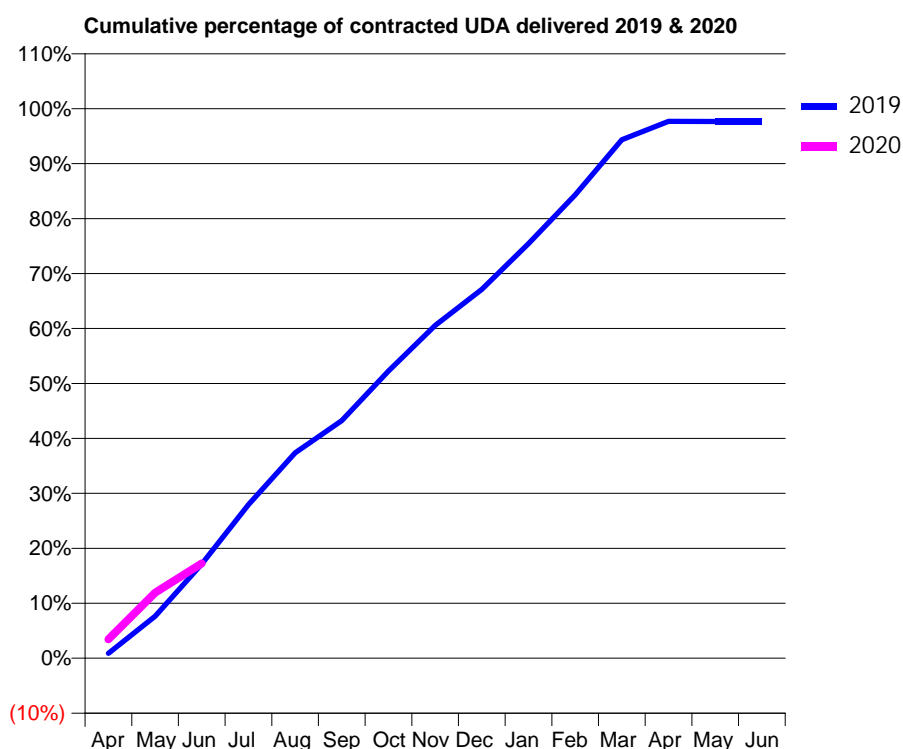
19/20 Contracted general activity (UDA)	23,000
Carry forward general activity (UDA)	0
19/20 Contracted orthodontic activity (UOA)	0
Carry forward orthodontic activity (UOA)	0
Baseline contract value	£595,694.51

ACCESS*

Patients seen in 24 months	Total	Change since previous quarter
Quarter ending June 2018	9,282	
Quarter ending September 2018	9,285	→
Quarter ending December 2018	9,124	↓
Quarter ending March 2019	9,162	→
Quarter ending June 2019	9,124	→
Variance since June 2018	(1.7%)	↓



ACTIVITY



Month	2019	2020
April	204	797
May	1,764	2,745
June	3,946	3,973
July	6,429	
August	8,596	
September	9,944	
October	12,019	
November	13,928	
December	15,435	
January	17,350	
February	19,392	
March	21,698	
April	22,470	
May	22,465	
June	22,465	

QUALITY

	Quantity	Base Number	Contract	AT	Region	England
% of FP17s for the same patient ID Re-attending within 3 months - Children	47	840	5.6%	9.2%	10.6%	11.4%
% of FP17s for the same patient ID Re-attending within 3 months - Adults	241	1,944	12.4%	13.8%	15.2%	15.4%
% of FP17s for the same patient ID Re-attending between 3 & 9 months - Children	521	840	62.0%	62.6%	62.3%	59.8%
% of FP17s for the same patient ID Re-attending between 3 & 9 months - Adults	1,091	1,944	56.1%	53.4%	53.3%	52.1%
% of FP17s for Band 1 Urgent Courses	155	2,419	6.4%	10.1%	9.7%	9.2%
% of FP17s Relating to Free Repair or Replacements	19	2,419	0.8%	0.6%	0.6%	0.7%
% of FP17s Relating to Continuations	8	2,419	0.3%	0.9%	0.8%	0.8%
% of Patients satisfied with the dentistry they have received	2	2	N/A	93.2%	93.4%	93.4%
% of Patients satisfied with the time they had to wait for an appointment	2	2	N/A	85.6%	86.8%	87.6%

* This is based on patients treated on this contract for their most recent course of treatment.

Figures in italics indicate the base number of FP17s or Patient Questionnaire responses are less than 100. N/A is shown where the base number of responses is less than 10 during the period. % is calculated as Quantity/Base number*100

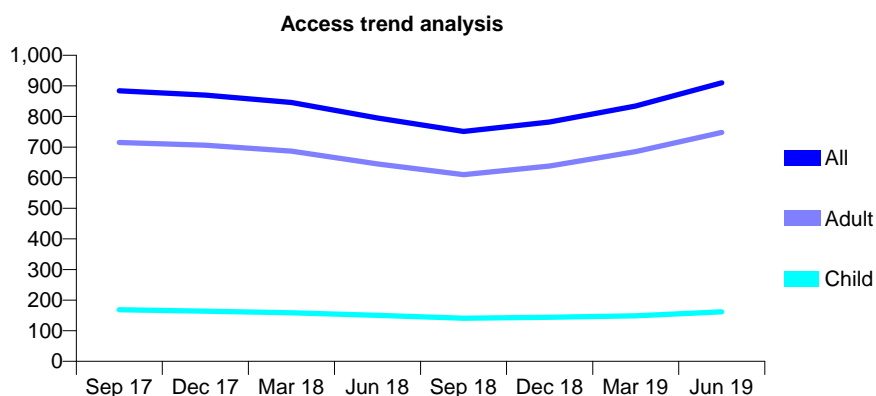
Q70 - Vital Signs At a Glance Contract Report for 151041/0001 - June 2019

Name or company name	Dr Sravan Arcot
Contract type name	GDS Contract
Purpose of contract	General
Contract start date	05/12/2014
Contract end date	

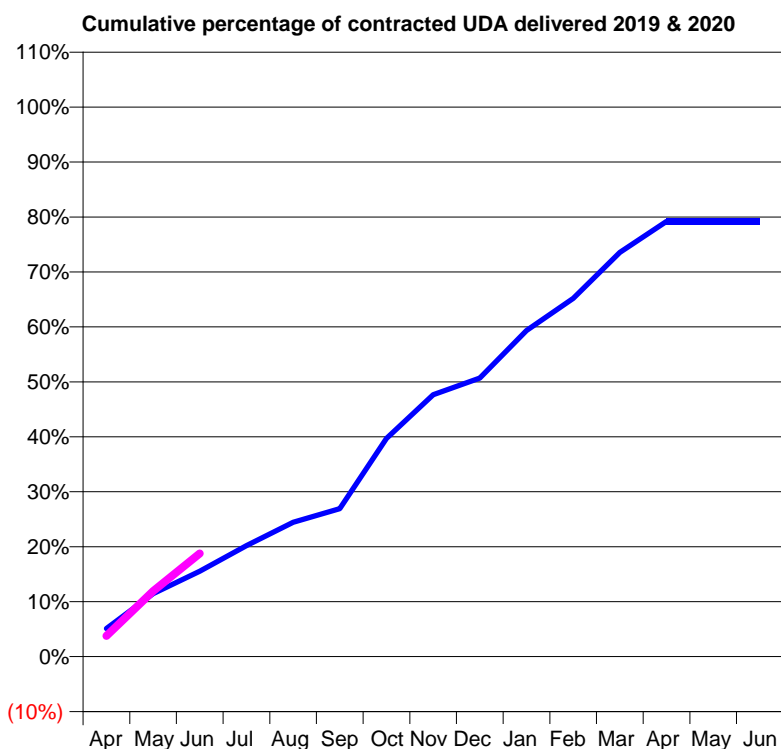
19/20 Contracted general activity (UDA)	3,587
Carry forward general activity (UDA)	0
19/20 Contracted orthodontic activity (UOA)	0
Carry forward orthodontic activity (UOA)	0
Baseline contract value	£106,196.98

ACCESS*

Patients seen in 24 months	Total	Change since previous quarter
Quarter ending June 2018	795	
Quarter ending September 2018	751	↓
Quarter ending December 2018	782	↑
Quarter ending March 2019	834	↑
Quarter ending June 2019	910	↑
Variance since June 2018	14.5%	↑



ACTIVITY



Month	Adjusted Scheduled Activity (UDA)	
	2019	2020
April	183	135
May	411	428
June	558	674
July	724	
August	877	
September	965	
October	1,424	
November	1,710	
December	1,818	
January	2,129	
February	2,338	
March	2,638	
April	2,840	
May	2,840	
June	2,840	

QUALITY

	Quantity	Base Number	Contract	AT	Region	England
% of FP17s for the same patient ID Re-attending within 3 months - Children	3	54	5.6%	9.2%	10.6%	11.4%
% of FP17s for the same patient ID Re-attending within 3 months - Adults	47	281	16.7%	13.8%	15.2%	15.4%
% of FP17s for the same patient ID Re-attending between 3 & 9 months - Children	22	54	40.7%	62.6%	62.3%	59.8%
% of FP17s for the same patient ID Re-attending between 3 & 9 months - Adults	91	281	32.4%	53.4%	53.3%	52.1%
% of FP17s for Band 1 Urgent Courses	38	282	13.5%	10.1%	9.7%	9.2%
% of FP17s Relating to Free Repair or Replacements	2	282	0.7%	0.6%	0.6%	0.7%
% of FP17s Relating to Continuations	0	282	0.0%	0.9%	0.8%	0.8%
% of Patients satisfied with the dentistry they have received	0	0	N/A	93.2%	93.4%	93.4%
% of Patients satisfied with the time they had to wait for an appointment	0	0	N/A	85.6%	86.8%	87.6%

* This is based on patients treated on this contract for their most recent course of treatment. Figures in italics indicate the base number of FP17s or Patient Questionnaire responses are less than 100. N/A is shown where the base number of responses is less than 10 during the period. % is calculated as Quantity/Base number*100

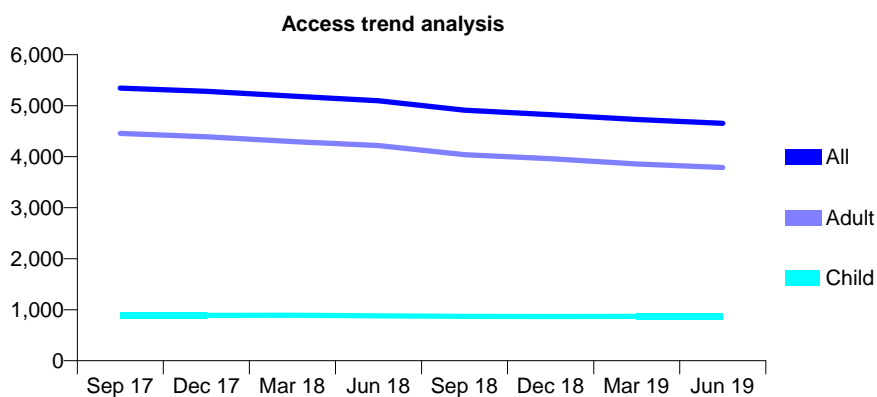
Q70 - Vital Signs At a Glance Contract Report for 155020/0001 - June 2019

Name or company name	Old Christchurch Road Partnership
Contract type name	GDS Contract
Purpose of contract	General
Contract start date	01/04/2006
Contract end date	

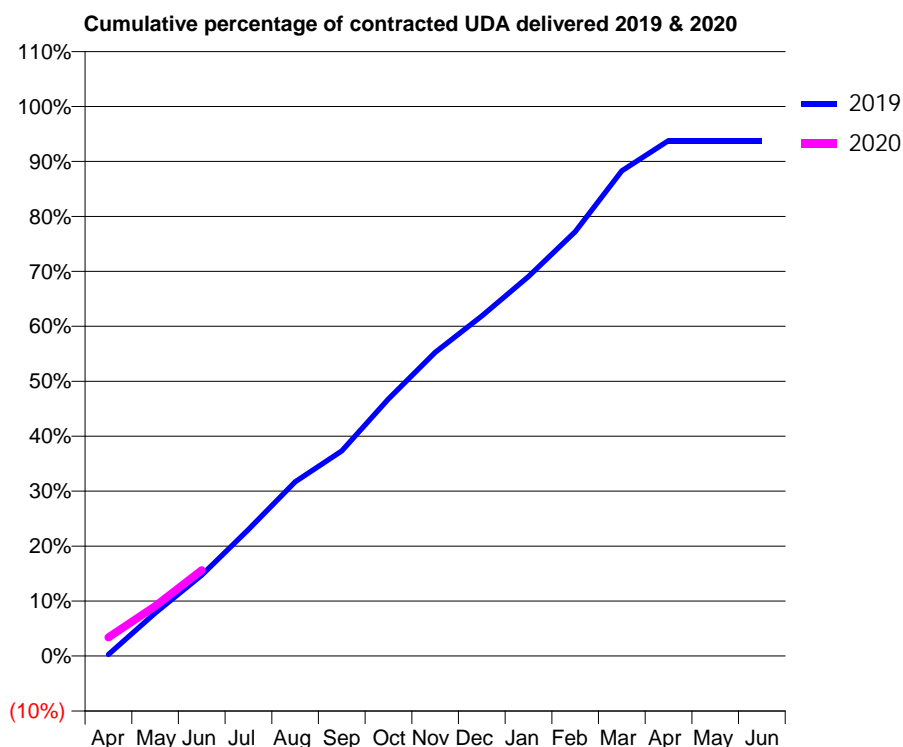
19/20 Contracted general activity (UDA)	15,383
Carry forward general activity (UDA)	0
19/20 Contracted orthodontic activity (UOA)	0
Carry forward orthodontic activity (UOA)	0
Baseline contract value	£473,323.81

ACCESS*

Patients seen in 24 months	Total	Change since previous quarter
Quarter ending June 2018	5,097	
Quarter ending September 2018	4,911	↓
Quarter ending December 2018	4,826	↓
Quarter ending March 2019	4,728	↓
Quarter ending June 2019	4,656	↓
Variance since June 2018	(8.7%)	↓



ACTIVITY



Month	Adjusted Scheduled Activity (UDA)	
	2019	2020
April	44	523
May	1,204	1,399
June	2,263	2,405
July	3,543	
August	4,879	
September	5,738	
October	7,201	
November	8,502	
December	9,518	
January	10,627	
February	11,880	
March	13,581	
April	14,426	
May	14,426	
June	14,427	

QUALITY

	Quantity	Base Number	Contract	AT	Region	England
% of FP17s for the same patient ID Re-attending within 3 months - Children	29	320	9.1%	9.2%	10.6%	11.4%
% of FP17s for the same patient ID Re-attending within 3 months - Adults	135	1,077	12.5%	13.8%	15.2%	15.4%
% of FP17s for the same patient ID Re-attending between 3 & 9 months - Children	170	320	53.1%	62.6%	62.3%	59.8%
% of FP17s for the same patient ID Re-attending between 3 & 9 months - Adults	572	1,077	53.1%	53.4%	53.3%	52.1%
% of FP17s for Band 1 Urgent Courses	69	1,153	6.0%	10.1%	9.7%	9.2%
% of FP17s Relating to Free Repair or Replacements	14	1,153	1.2%	0.6%	0.6%	0.7%
% of FP17s Relating to Continuations	19	1,153	1.6%	0.9%	0.8%	0.8%
% of Patients satisfied with the dentistry they have received	1	1	N/A	93.2%	93.4%	93.4%
% of Patients satisfied with the time they had to wait for an appointment	1	1	N/A	85.6%	86.8%	87.6%

* This is based on patients treated on this contract for their most recent course of treatment. Figures in italics indicate the base number of FP17s or Patient Questionnaire responses are less than 100. N/A is shown where the base number of responses is less than 10 during the period. % is calculated as Quantity/Base number*100

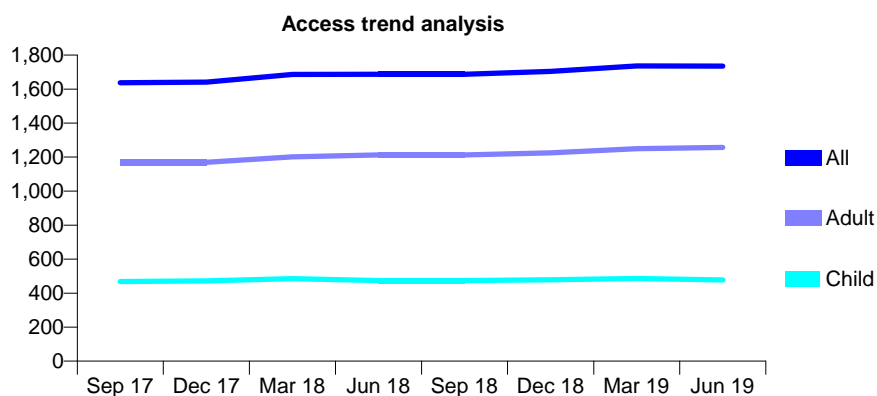
Q70 - Vital Signs At a Glance Contract Report for 156884/0001 - June 2019

Name or company name	West End Smile Center Ltd
Contract type name	GDS Contract
Purpose of contract	General
Contract start date	01/11/2015
Contract end date	

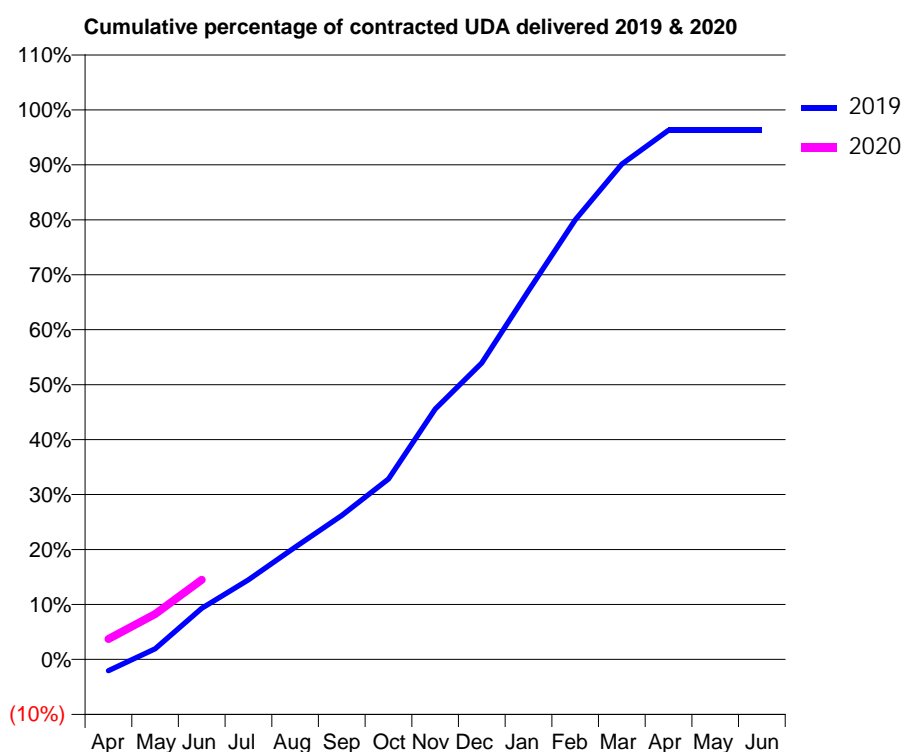
19/20 Contracted general activity (UDA)	4,828
Carry forward general activity (UDA)	0
19/20 Contracted orthodontic activity (UOA)	0
Carry forward orthodontic activity (UOA)	0
Baseline contract value	£119,591.18

ACCESS*

Patients seen in 24 months	Total	Change since previous quarter
Quarter ending June 2018	1,687	
Quarter ending September 2018	1,687	→
Quarter ending December 2018	1,704	→
Quarter ending March 2019	1,736	→
Quarter ending June 2019	1,735	→
Variance since June 2018	2.8%	↑



ACTIVITY



Month	2019	2020
April	-100	180
May	93	399
June	449	700
July	700	
August	986	
September	1,264	
October	1,586	
November	2,199	
December	2,605	
January	3,239	
February	3,861	
March	4,351	
April	4,648	
May	4,649	
June	4,649	

QUALITY

	Quantity	Base Number	Contract	AT	Region	England
% of FP17s for the same patient ID Re-attending within 3 months - Children	12	144	8.3%	9.2%	10.6%	11.4%
% of FP17s for the same patient ID Re-attending within 3 months - Adults	26	328	7.9%	13.8%	15.2%	15.4%
% of FP17s for the same patient ID Re-attending between 3 & 9 months - Children	79	144	54.9%	62.6%	62.3%	59.8%
% of FP17s for the same patient ID Re-attending between 3 & 9 months - Adults	139	328	42.4%	53.4%	53.3%	52.1%
% of FP17s for Band 1 Urgent Courses	7	356	2.0%	10.1%	9.7%	9.2%
% of FP17s Relating to Free Repair or Replacements	0	356	0.0%	0.6%	0.6%	0.7%
% of FP17s Relating to Continuations	1	356	0.3%	0.9%	0.8%	0.8%
% of Patients satisfied with the dentistry they have received	7	7	N/A	93.2%	93.4%	93.4%
% of Patients satisfied with the time they had to wait for an appointment	7	7	N/A	85.6%	86.8%	87.6%

* This is based on patients treated on this contract for their most recent course of treatment. Figures in italics indicate the base number of FP17s or Patient Questionnaire responses are less than 100. N/A is shown where the base number of responses is less than 10 during the period. % is calculated as Quantity/Base number*100

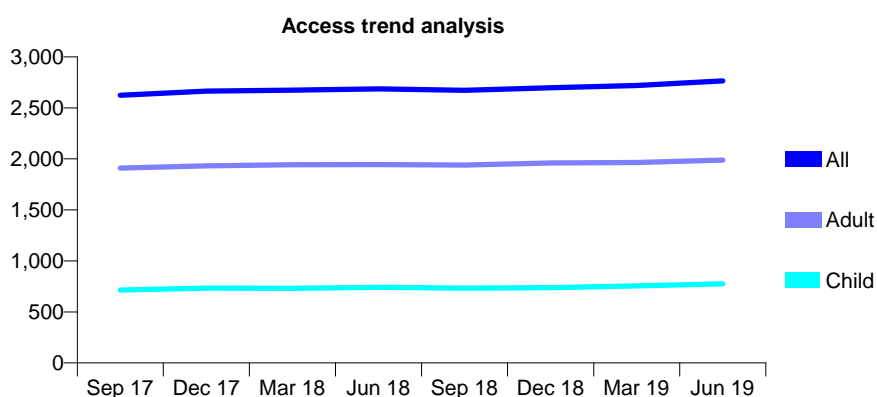
Q70 - Vital Signs At a Glance Contract Report for 158720/0001 - June 2019

Name or company name	The Link Dental Surgery Partnership
Contract type name	GDS Contract
Purpose of contract	General
Contract start date	13/04/2009
Contract end date	

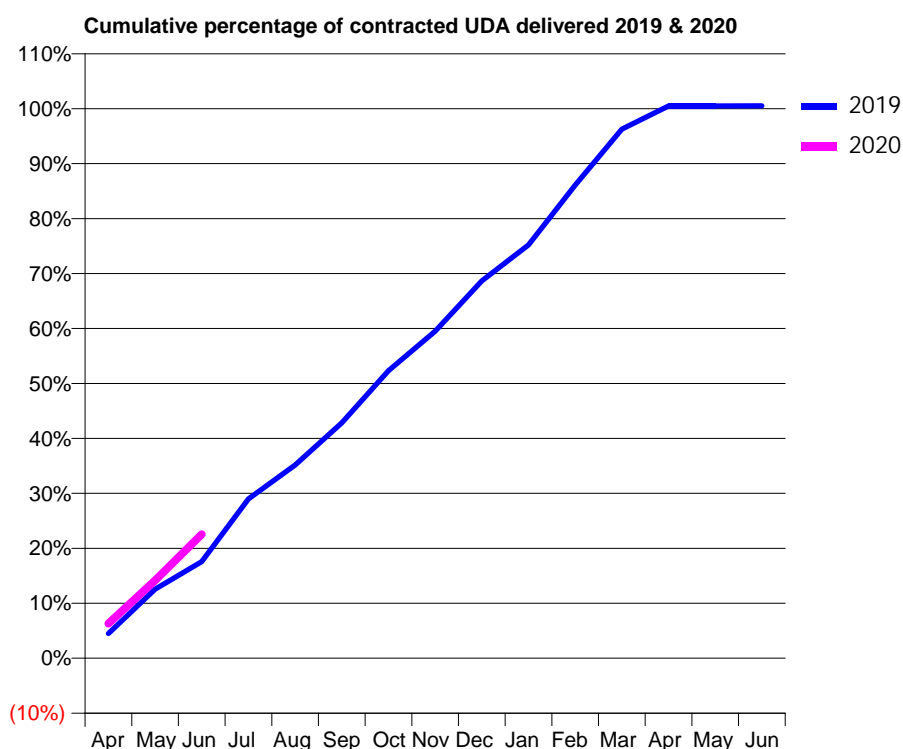
19/20 Contracted general activity (UDA)	7,168
Carry forward general activity (UDA)	0
19/20 Contracted orthodontic activity (UOA)	0
Carry forward orthodontic activity (UOA)	0
Baseline contract value	£250,345.86

ACCESS*

Patients seen in 24 months	Total	Change since previous quarter
Quarter ending June 2018	2,686	
Quarter ending September 2018	2,672	→
Quarter ending December 2018	2,698	→
Quarter ending March 2019	2,719	→
Quarter ending June 2019	2,765	→
Variance since June 2018	2.9%	↑



ACTIVITY



Adjusted Scheduled Activity (UDA)		
Month	2019	2020
April	322	451
May	900	1,015
June	1,261	1,616
July	2,077	
August	2,521	
September	3,069	
October	3,752	
November	4,267	
December	4,922	
January	5,391	
February	6,172	
March	6,900	
April	7,203	
May	7,203	
June	7,204	

QUALITY

	Quantity	Base Number	Contract	AT	Region	England
% of FP17s for the same patient ID Re-attending within 3 months - Children	10	333	3.0%	9.2%	10.6%	11.4%
% of FP17s for the same patient ID Re-attending within 3 months - Adults	88	706	12.5%	13.8%	15.2%	15.4%
% of FP17s for the same patient ID Re-attending between 3 & 9 months - Children	166	333	49.8%	62.6%	62.3%	59.8%
% of FP17s for the same patient ID Re-attending between 3 & 9 months - Adults	339	706	48.0%	53.4%	53.3%	52.1%
% of FP17s for Band 1 Urgent Courses	76	903	8.4%	10.1%	9.7%	9.2%
% of FP17s Relating to Free Repair or Replacements	1	903	0.1%	0.6%	0.6%	0.7%
% of FP17s Relating to Continuations	4	903	0.4%	0.9%	0.8%	0.8%
% of Patients satisfied with the dentistry they have received	0	0	N/A	93.2%	93.4%	93.4%
% of Patients satisfied with the time they had to wait for an appointment	0	0	N/A	85.6%	86.8%	87.6%

* This is based on patients treated on this contract for their most recent course of treatment.

Figures in italics indicate the base number of FP17s or Patient Questionnaire responses are less than 100. N/A is shown where the base number of responses is less than 10 during the period. % is calculated as Quantity/Base number*100

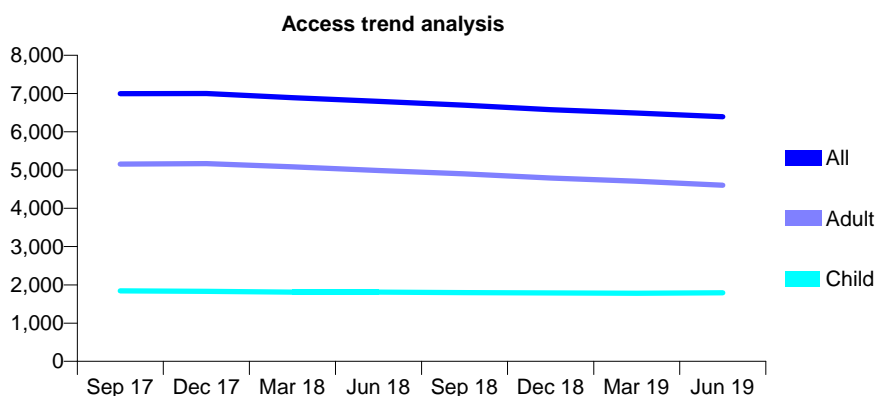
Q70 - Vital Signs At a Glance Contract Report for 159360/0001 - June 2019

Name or company name	Smile4life Ltd
Contract type name	GDS Contract
Purpose of contract	General
Contract start date	01/12/2010
Contract end date	

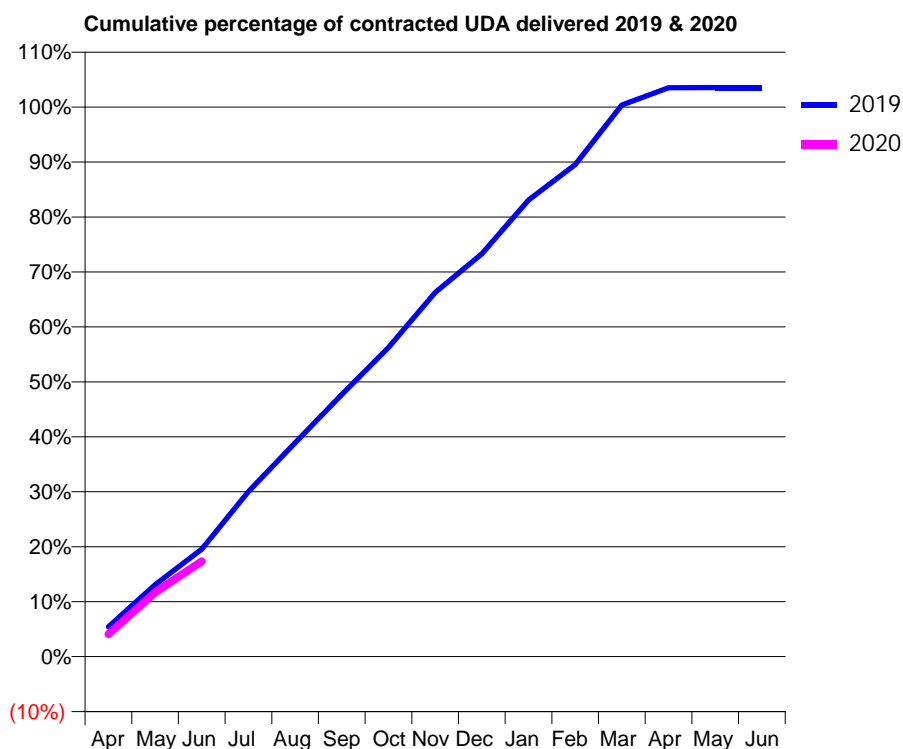
19/20 Contracted general activity (UDA)	16,230
Carry forward general activity (UDA)	0
19/20 Contracted orthodontic activity (UOA)	0
Carry forward orthodontic activity (UOA)	0
Baseline contract value	£437,924.90

ACCESS*

Patients seen in 24 months	Total	Change since previous quarter
Quarter ending June 2018	6,797	
Quarter ending September 2018	6,696	↓
Quarter ending December 2018	6,575	↓
Quarter ending March 2019	6,490	↓
Quarter ending June 2019	6,396	↓
Variance since June 2018	(5.9%)	↓



ACTIVITY



Month	Adjusted Scheduled Activity (UDA)	
	2019	2020
April	881	663
May	2,124	1,901
June	3,177	2,815
July	4,873	
August	6,321	
September	7,742	
October	9,131	
November	10,755	
December	11,894	
January	13,484	
February	14,530	
March	16,288	
April	16,801	
May	16,802	
June	16,805	

QUALITY

	Quantity	Base Number	Contract	AT	Region	England
% of FP17s for the same patient ID Re-attending within 3 months - Children	42	689	6.1%	9.2%	10.6%	11.4%
% of FP17s for the same patient ID Re-attending within 3 months - Adults	220	1,594	13.8%	13.8%	15.2%	15.4%
% of FP17s for the same patient ID Re-attending between 3 & 9 months - Children	492	689	71.4%	62.6%	62.3%	59.8%
% of FP17s for the same patient ID Re-attending between 3 & 9 months - Adults	1,051	1,594	65.9%	53.4%	53.3%	52.1%
% of FP17s for Band 1 Urgent Courses	178	1,934	9.2%	10.1%	9.7%	9.2%
% of FP17s Relating to Free Repair or Replacements	7	1,934	0.4%	0.6%	0.6%	0.7%
% of FP17s Relating to Continuations	7	1,934	0.4%	0.9%	0.8%	0.8%
% of Patients satisfied with the dentistry they have received	5	5	N/A	93.2%	93.4%	93.4%
% of Patients satisfied with the time they had to wait for an appointment	3	5	N/A	85.6%	86.8%	87.6%

* This is based on patients treated on this contract for their most recent course of treatment. Figures in italics indicate the base number of FP17s or Patient Questionnaire responses are less than 100. N/A is shown where the base number of responses is less than 10 during the period. % is calculated as Quantity/Base number*100

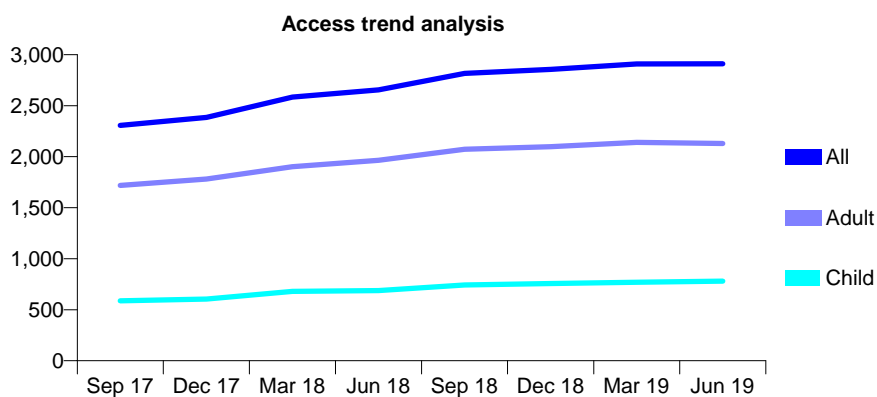
Q70 - Vital Signs At a Glance Contract Report for 160326/0002 - June 2019

Name or company name	Burridge Dental Practice Ltd
Contract type name	GDS Contract
Purpose of contract	General
Contract start date	02/01/2012
Contract end date	

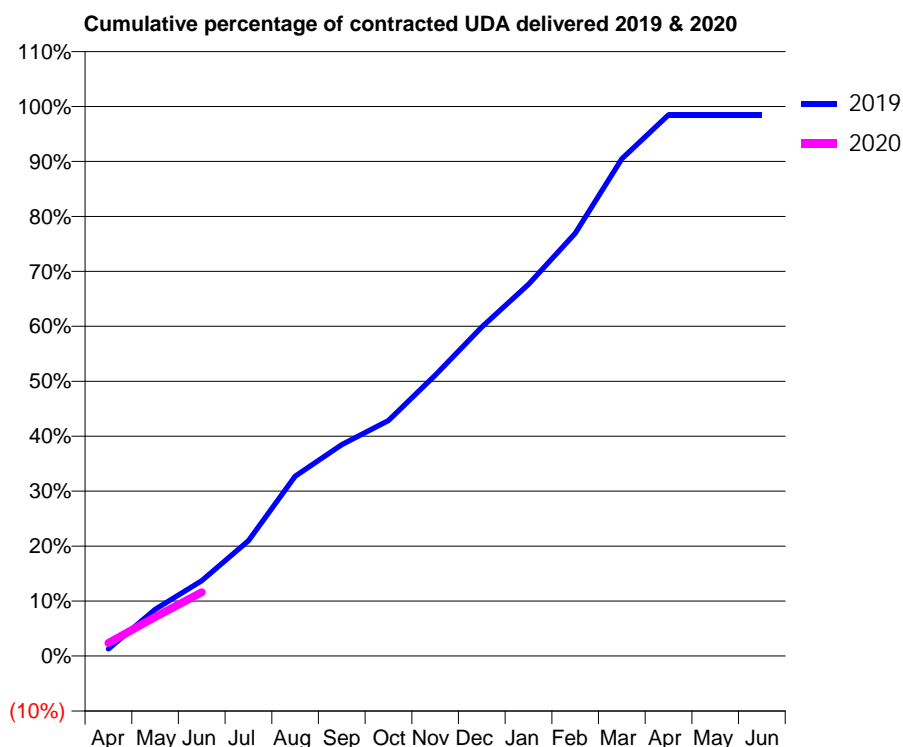
19/20 Contracted general activity (UDA)	6,100
Carry forward general activity (UDA)	0
19/20 Contracted orthodontic activity (UOA)	0
Carry forward orthodontic activity (UOA)	0
Baseline contract value	£157,470.12

ACCESS*

Patients seen in 24 months	Total	Change since previous quarter
Quarter ending June 2018	2,654	
Quarter ending September 2018	2,816	↑
Quarter ending December 2018	2,855	→
Quarter ending March 2019	2,909	→
Quarter ending June 2019	2,911	→
Variance since June 2018	9.7%	↑



ACTIVITY



Month	Adjusted Scheduled Activity (UDA)	
	2019	2020
April	79	145
May	517	432
June	836	708
July	1,280	
August	1,996	
September	2,346	
October	2,613	
November	3,116	
December	3,651	
January	4,127	
February	4,692	
March	5,519	
April	6,007	
May	6,007	
June	6,007	

QUALITY

	Quantity	Base Number	Contract	AT	Region	England
% of FP17s for the same patient ID Re-attending within 3 months - Children	25	231	10.8%	9.2%	10.6%	11.4%
% of FP17s for the same patient ID Re-attending within 3 months - Adults	75	580	12.9%	13.8%	15.2%	15.4%
% of FP17s for the same patient ID Re-attending between 3 & 9 months - Children	152	231	65.8%	62.6%	62.3%	59.8%
% of FP17s for the same patient ID Re-attending between 3 & 9 months - Adults	369	580	63.6%	53.4%	53.3%	52.1%
% of FP17s for Band 1 Urgent Courses	34	440	7.7%	10.1%	9.7%	9.2%
% of FP17s Relating to Free Repair or Replacements	3	440	0.7%	0.6%	0.6%	0.7%
% of FP17s Relating to Continuations	6	440	1.4%	0.9%	0.8%	0.8%
% of Patients satisfied with the dentistry they have received	2	2	N/A	93.2%	93.4%	93.4%
% of Patients satisfied with the time they had to wait for an appointment	2	2	N/A	85.6%	86.8%	87.6%

* This is based on patients treated on this contract for their most recent course of treatment. Figures in italics indicate the base number of FP17s or Patient Questionnaire responses are less than 100. N/A is shown where the base number of responses is less than 10 during the period. % is calculated as Quantity/Base number*100

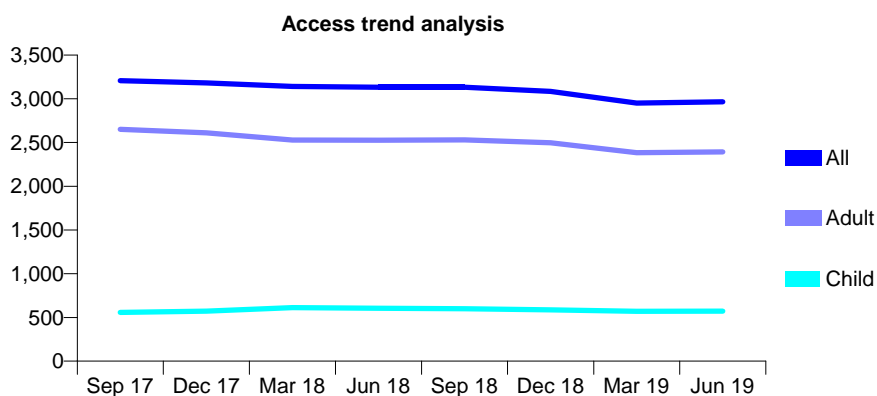
Q70 - Vital Signs At a Glance Contract Report for 161888/0001 - June 2019

Name or company name	Hamid Alavi
Contract type name	GDS Contract
Purpose of contract	General
Contract start date	01/11/2015
Contract end date	

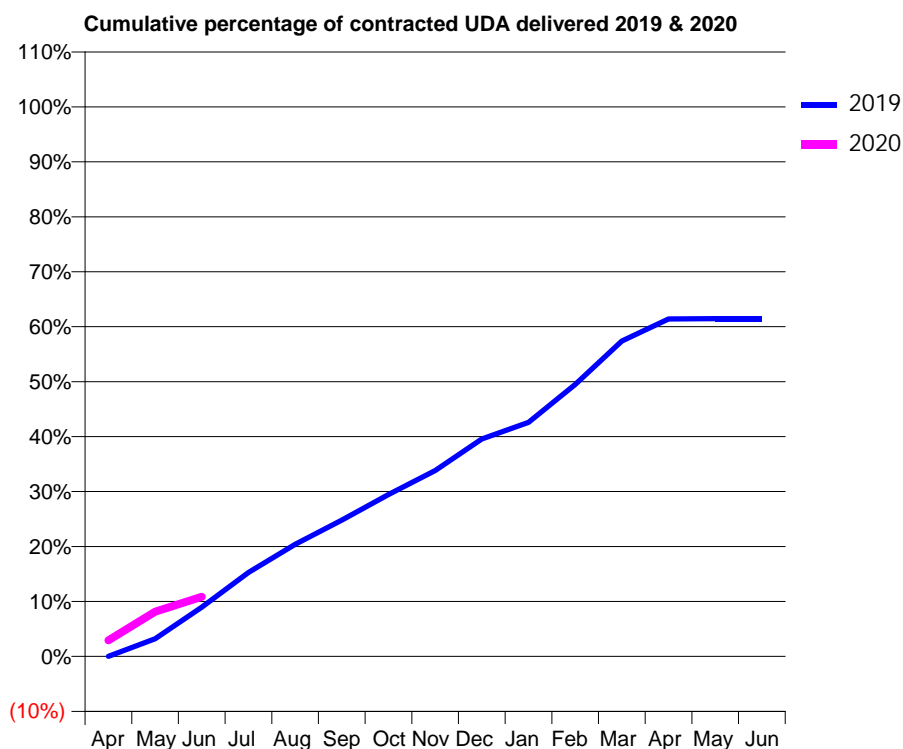
19/20 Contracted general activity (UDA)	13,137
Carry forward general activity (UDA)	0
19/20 Contracted orthodontic activity (UOA)	0
Carry forward orthodontic activity (UOA)	0
Baseline contract value	£299,286.14

ACCESS*

Patients seen in 24 months	Total	Change since previous quarter
Quarter ending June 2018	3,132	
Quarter ending September 2018	3,131	→
Quarter ending December 2018	3,085	↓
Quarter ending March 2019	2,952	↓
Quarter ending June 2019	2,965	→
Variance since June 2018	(5.3%)	↓



ACTIVITY



Month	2019	2020
April	0	385
May	422	1,068
June	1,177	1,427
July	2,005	
August	2,679	
September	3,261	
October	3,871	
November	4,442	
December	5,197	
January	5,597	
February	6,502	
March	7,537	
April	8,069	
May	8,073	
June	8,073	

QUALITY

	Quantity	Base Number	Contract	AT	Region	England
% of FP17s for the same patient ID Re-attending within 3 months - Children	7	131	5.3%	9.2%	10.6%	11.4%
% of FP17s for the same patient ID Re-attending within 3 months - Adults	65	595	10.9%	13.8%	15.2%	15.4%
% of FP17s for the same patient ID Re-attending between 3 & 9 months - Children	58	131	44.3%	62.6%	62.3%	59.8%
% of FP17s for the same patient ID Re-attending between 3 & 9 months - Adults	265	595	44.5%	53.4%	53.3%	52.1%
% of FP17s for Band 1 Urgent Courses	54	547	9.9%	10.1%	9.7%	9.2%
% of FP17s Relating to Free Repair or Replacements	4	547	0.7%	0.6%	0.6%	0.7%
% of FP17s Relating to Continuations	6	547	1.1%	0.9%	0.8%	0.8%
% of Patients satisfied with the dentistry they have received	1	1	N/A	93.2%	93.4%	93.4%
% of Patients satisfied with the time they had to wait for an appointment	1	1	N/A	85.6%	86.8%	87.6%

* This is based on patients treated on this contract for their most recent course of treatment. Figures in italics indicate the base number of FP17s or Patient Questionnaire responses are less than 100. N/A is shown where the base number of responses is less than 10 during the period. % is calculated as Quantity/Base number*100

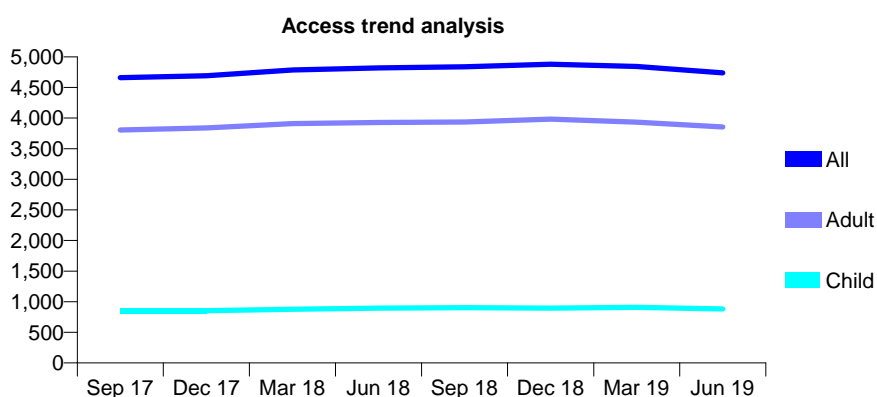
Q70 - Vital Signs At a Glance Contract Report for 163295/0001 - June 2019

Name or company name	Chequers Dental Partnership
Contract type name	GDS Contract
Purpose of contract	General
Contract start date	01/04/2009
Contract end date	

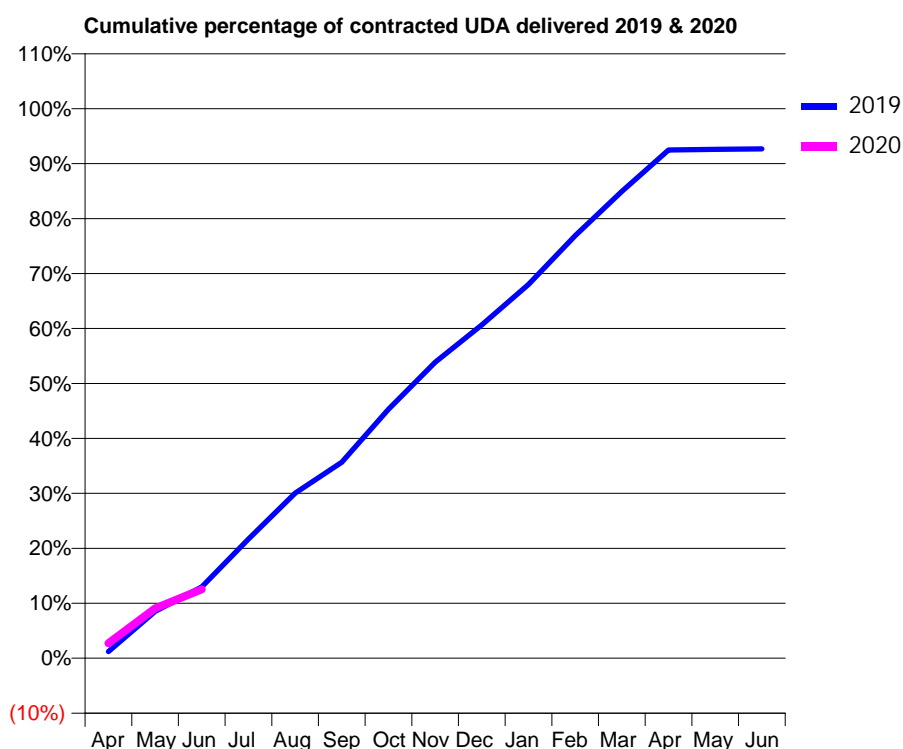
19/20 Contracted general activity (UDA)	16,000
Carry forward general activity (UDA)	0
19/20 Contracted orthodontic activity (UOA)	0
Carry forward orthodontic activity (UOA)	0
Baseline contract value	£424,072.37

ACCESS*

Patients seen in 24 months	Total	Change since previous quarter
Quarter ending June 2018	4,820	
Quarter ending September 2018	4,838	→
Quarter ending December 2018	4,878	→
Quarter ending March 2019	4,843	→
Quarter ending June 2019	4,737	↓
Variance since June 2018	(1.7%)	↓



ACTIVITY



Month	2019	2020
April	191	437
May	1,363	1,449
June	2,076	2,005
July	3,469	
August	4,808	
September	5,705	
October	7,246	
November	8,618	
December	9,705	
January	10,882	
February	12,303	
March	13,587	
April	14,796	
May	14,815	
June	14,829	

QUALITY

	Quantity	Base Number	Contract	AT	Region	England
% of FP17s for the same patient ID Re-attending within 3 months - Children	20	318	6.3%	9.2%	10.6%	11.4%
% of FP17s for the same patient ID Re-attending within 3 months - Adults	199	1,276	15.6%	13.8%	15.2%	15.4%
% of FP17s for the same patient ID Re-attending between 3 & 9 months - Children	204	318	64.2%	62.6%	62.3%	59.8%
% of FP17s for the same patient ID Re-attending between 3 & 9 months - Adults	742	1,276	58.2%	53.4%	53.3%	52.1%
% of FP17s for Band 1 Urgent Courses	102	1,136	9.0%	10.1%	9.7%	9.2%
% of FP17s Relating to Free Repair or Replacements	17	1,136	1.5%	0.6%	0.6%	0.7%
% of FP17s Relating to Continuations	5	1,136	0.4%	0.9%	0.8%	0.8%
% of Patients satisfied with the dentistry they have received	0	0	N/A	93.2%	93.4%	93.4%
% of Patients satisfied with the time they had to wait for an appointment	0	0	N/A	85.6%	86.8%	87.6%

* This is based on patients treated on this contract for their most recent course of treatment.

Figures in italics indicate the base number of FP17s or Patient Questionnaire responses are less than 100. N/A is shown where the base number of responses is less than 10 during the period. % is calculated as Quantity/Base number*100

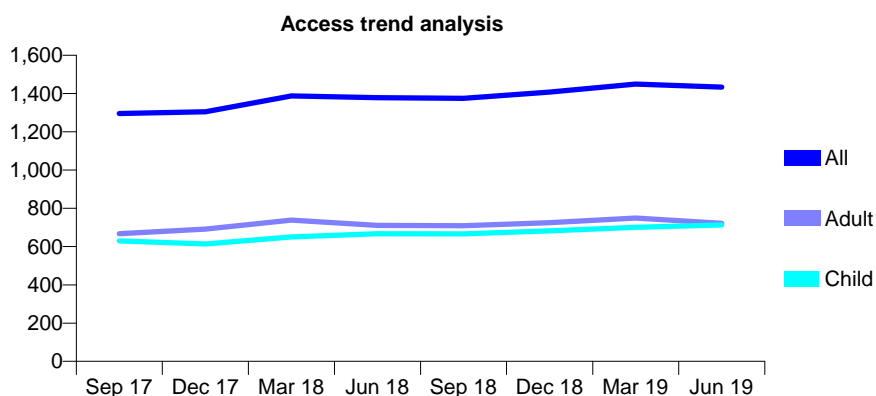
Q70 - Vital Signs At a Glance Contract Report for 163376/0001 - June 2019

Name or company name	Northbourne Dental Partners
Contract type name	GDS Contract
Purpose of contract	General
Contract start date	01/09/2014
Contract end date	

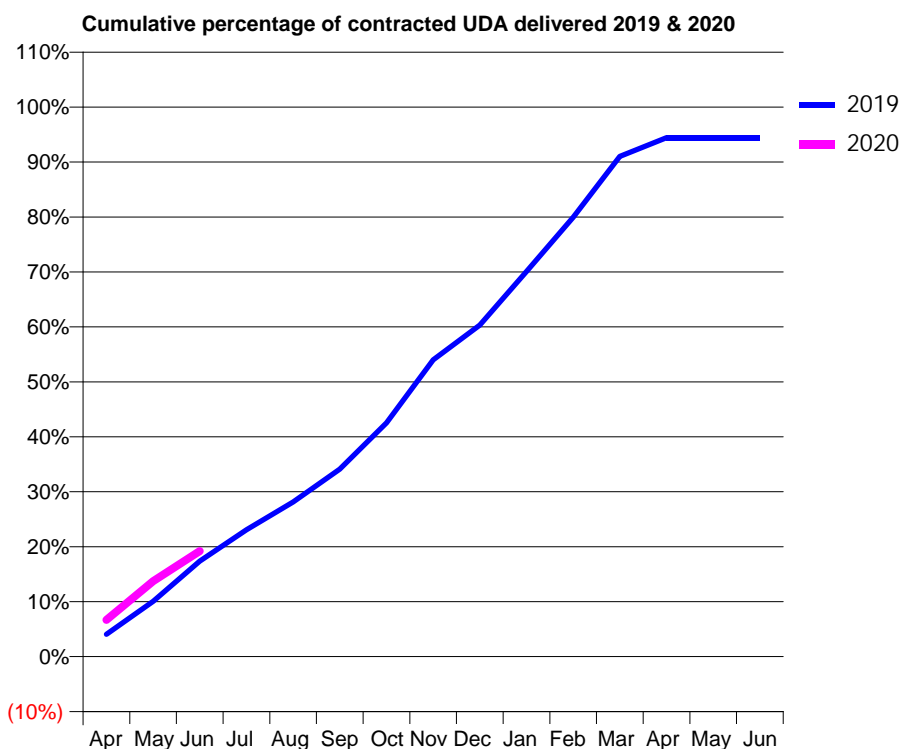
19/20 Contracted general activity (UDA)	4,002
Carry forward general activity (UDA)	0
19/20 Contracted orthodontic activity (UOA)	0
Carry forward orthodontic activity (UOA)	0
Baseline contract value	£110,080.41

ACCESS*

Patients seen in 24 months	Total	Change since previous quarter
Quarter ending June 2018	1,378	
Quarter ending September 2018	1,375	→
Quarter ending December 2018	1,407	↑
Quarter ending March 2019	1,449	↑
Quarter ending June 2019	1,434	↓
Variance since June 2018	4.1%	↑



ACTIVITY



Month	Adjusted Scheduled Activity (UDA)	
	2019	2020
April	162	267
May	403	550
June	695	769
July	924	
August	1,126	
September	1,365	
October	1,702	
November	2,162	
December	2,414	
January	2,805	
February	3,200	
March	3,643	
April	3,779	
May	3,779	
June	3,779	

QUALITY

	Quantity	Base Number	Contract	AT	Region	England
% of FP17s for the same patient ID Re-attending within 3 months - Children	58	388	14.9%	9.2%	10.6%	11.4%
% of FP17s for the same patient ID Re-attending within 3 months - Adults	16	122	13.1%	13.8%	15.2%	15.4%
% of FP17s for the same patient ID Re-attending between 3 & 9 months - Children	246	388	63.4%	62.6%	62.3%	59.8%
% of FP17s for the same patient ID Re-attending between 3 & 9 months - Adults	40	122	32.8%	53.4%	53.3%	52.1%
% of FP17s for Band 1 Urgent Courses	49	460	10.7%	10.1%	9.7%	9.2%
% of FP17s Relating to Free Repair or Replacements	2	460	0.4%	0.6%	0.6%	0.7%
% of FP17s Relating to Continuations	0	460	0.0%	0.9%	0.8%	0.8%
% of Patients satisfied with the dentistry they have received	3	3	N/A	93.2%	93.4%	93.4%
% of Patients satisfied with the time they had to wait for an appointment	3	3	N/A	85.6%	86.8%	87.6%

* This is based on patients treated on this contract for their most recent course of treatment. Figures in italics indicate the base number of FP17s or Patient Questionnaire responses are less than 100. N/A is shown where the base number of responses is less than 10 during the period. % is calculated as Quantity/Base number*100

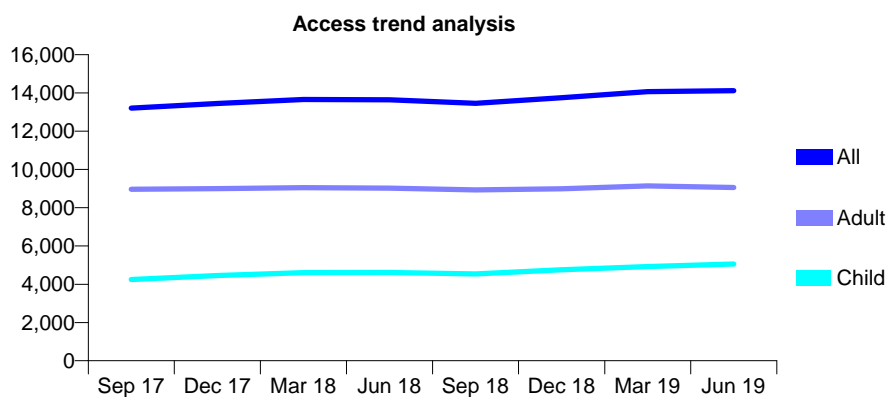
Q70 - Vital Signs At a Glance Contract Report for 163457/0029 - June 2019

Name or company name	Solent Dental Services
Contract type name	PDS Contract
Purpose of contract	General and Orthodontic
Contract start date	01/04/2013
Contract end date	31/03/2021

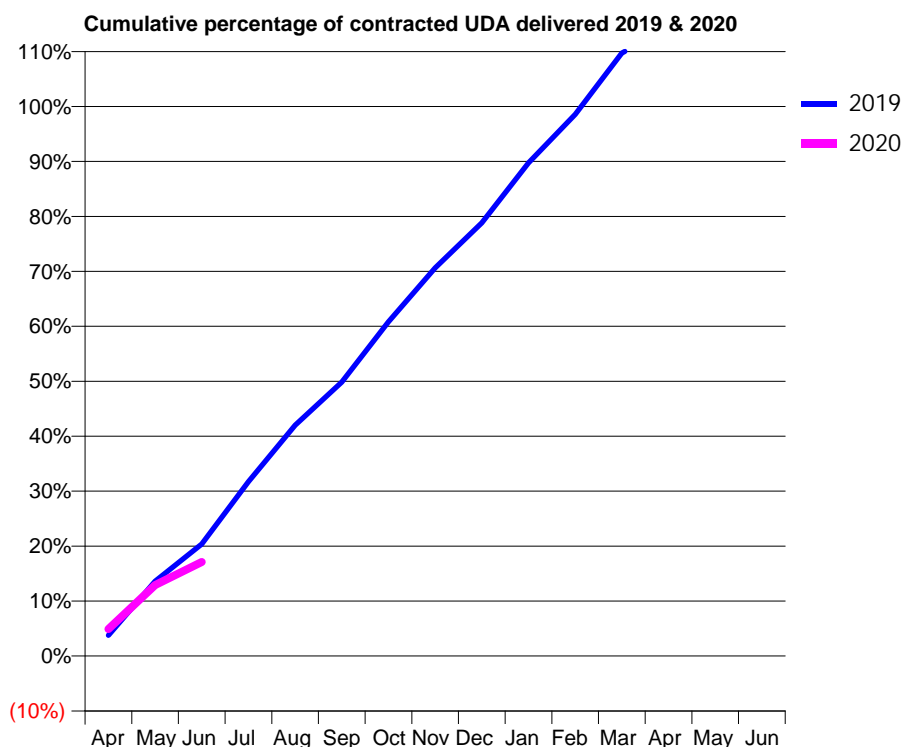
19/20 Contracted general activity (UDA)	29,478
Carry forward general activity (UDA)	0
19/20 Contracted orthodontic activity (UOA)	0
Carry forward orthodontic activity (UOA)	0
Baseline contract value	£4,958,561.17

ACCESS*

Patients seen in 24 months	Total	Change since previous quarter
Quarter ending June 2018	13,639	
Quarter ending September 2018	13,460	↓
Quarter ending December 2018	13,753	↑
Quarter ending March 2019	14,063	↑
Quarter ending June 2019	14,113	→
Variance since June 2018	3.5%	↑



ACTIVITY



Month	Adjusted Scheduled Activity (UDA)	
	2019	2020
April	1,113	1,448
May	4,017	3,811
June	6,004	5,046
July	9,356	
August	12,387	
September	14,694	
October	17,932	
November	20,818	
December	23,231	
January	26,456	
February	29,056	
March	32,343	
April	33,675	
May	34,190	
June	34,437	

QUALITY

	Quantity	Base Number	Contract	AT	Region	England
% of FP17s for the same patient ID Re-attending within 3 months - Children	192	1,856	10.3%	9.2%	10.6%	11.4%
% of FP17s for the same patient ID Re-attending within 3 months - Adults	339	2,499	13.6%	13.8%	15.2%	15.4%
% of FP17s for the same patient ID Re-attending between 3 & 9 months - Children	739	1,856	39.8%	62.6%	62.3%	59.8%
% of FP17s for the same patient ID Re-attending between 3 & 9 months - Adults	1,204	2,499	48.2%	53.4%	53.3%	52.1%
% of FP17s for Band 1 Urgent Courses	263	3,129	8.4%	10.1%	9.7%	9.2%
% of FP17s Relating to Free Repair or Replacements	6	3,129	0.2%	0.6%	0.6%	0.7%
% of FP17s Relating to Continuations	59	3,129	1.9%	0.9%	0.8%	0.8%
% of Patients satisfied with the dentistry they have received	2	2	N/A	93.2%	93.4%	93.4%
% of Patients satisfied with the time they had to wait for an appointment	2	2	N/A	85.6%	86.8%	87.6%

* This is based on patients treated on this contract for their most recent course of treatment. Figures in italics indicate the base number of FP17s or Patient Questionnaire responses are less than 100. N/A is shown where the base number of responses is less than 10 during the period. % is calculated as Quantity/Base number*100

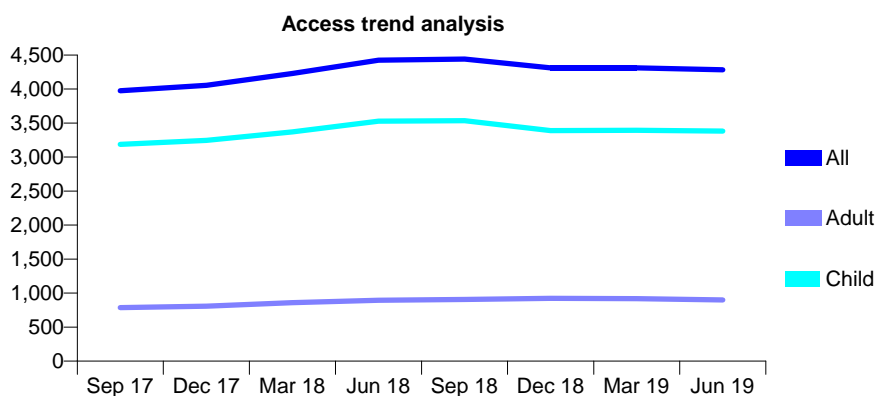
Q70 - Vital Signs At a Glance Contract Report for 163457/0030 - June 2019

Name or company name	Solent Dental Services
Contract type name	PDS Contract
Purpose of contract	General
Contract start date	01/04/2013
Contract end date	31/03/2021

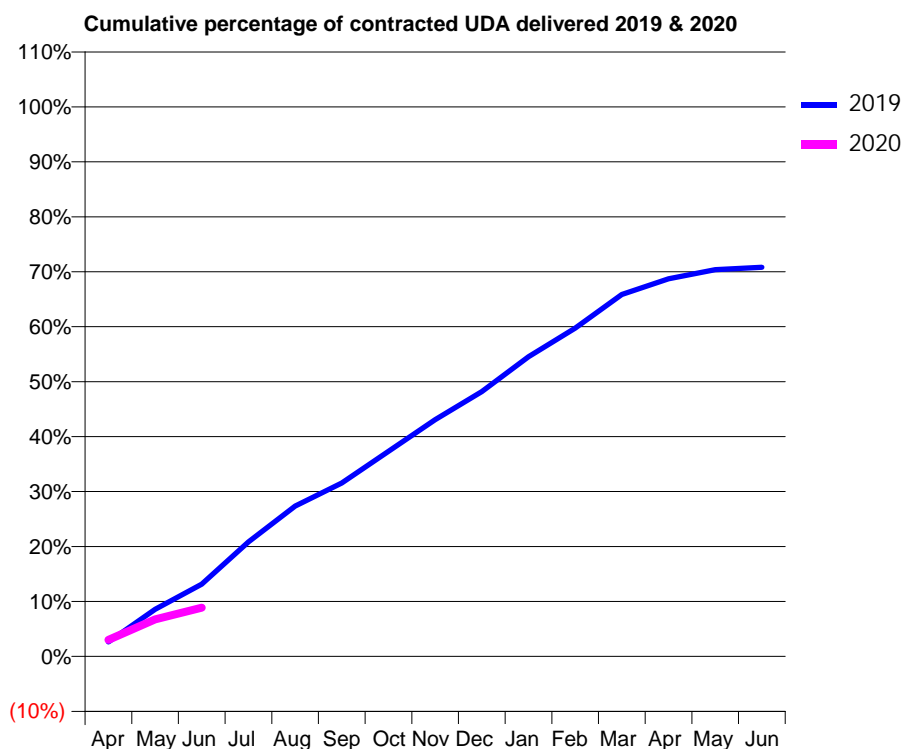
19/20 Contracted general activity (UDA)	18,978
Carry forward general activity (UDA)	0
19/20 Contracted orthodontic activity (UOA)	0
Carry forward orthodontic activity (UOA)	0
Baseline contract value	£3,128,058.56

ACCESS*

Patients seen in 24 months	Total	Change since previous quarter
Quarter ending June 2018	4,424	
Quarter ending September 2018	4,443	→
Quarter ending December 2018	4,311	↓
Quarter ending March 2019	4,312	→
Quarter ending June 2019	4,283	→
Variance since June 2018	(3.2%)	↓



ACTIVITY



Month	2019	2020
April	498	574
May	1,630	1,283
June	2,493	1,681
July	3,955	
August	5,193	
September	5,988	
October	7,080	
November	8,175	
December	9,144	
January	10,349	
February	11,342	
March	12,502	
April	13,042	
May	13,353	
June	13,438	

QUALITY

	Quantity	Base Number	Contract	AT	Region	England
% of FP17s for the same patient ID Re-attending within 3 months - Children	98	1,245	7.9%	9.2%	10.6%	11.4%
% of FP17s for the same patient ID Re-attending within 3 months - Adults	11	223	4.9%	13.8%	15.2%	15.4%
% of FP17s for the same patient ID Re-attending between 3 & 9 months - Children	277	1,245	22.2%	62.6%	62.3%	59.8%
% of FP17s for the same patient ID Re-attending between 3 & 9 months - Adults	47	223	21.1%	53.4%	53.3%	52.1%
% of FP17s for Band 1 Urgent Courses	67	920	7.3%	10.1%	9.7%	9.2%
% of FP17s Relating to Free Repair or Replacements	2	920	0.2%	0.6%	0.6%	0.7%
% of FP17s Relating to Continuations	14	920	1.5%	0.9%	0.8%	0.8%
% of Patients satisfied with the dentistry they have received	2	2	N/A	93.2%	93.4%	93.4%
% of Patients satisfied with the time they had to wait for an appointment	1	2	N/A	85.6%	86.8%	87.6%

* This is based on patients treated on this contract for their most recent course of treatment. Figures in italics indicate the base number of FP17s or Patient Questionnaire responses are less than 100. N/A is shown where the base number of responses is less than 10 during the period. % is calculated as Quantity/Base number*100

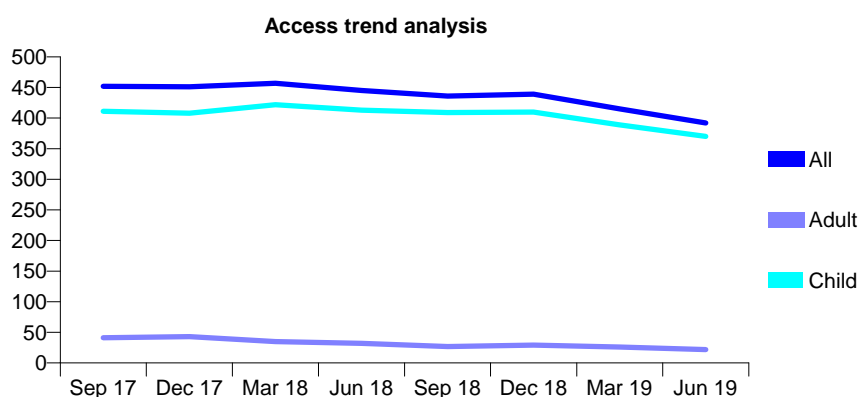
Q70 - Vital Signs At a Glance Contract Report for 163694/0001 - June 2019

Name or company name	Stoke Road Dental Partnership
Contract type name	GDS Contract
Purpose of contract	General
Contract start date	15/09/2008
Contract end date	

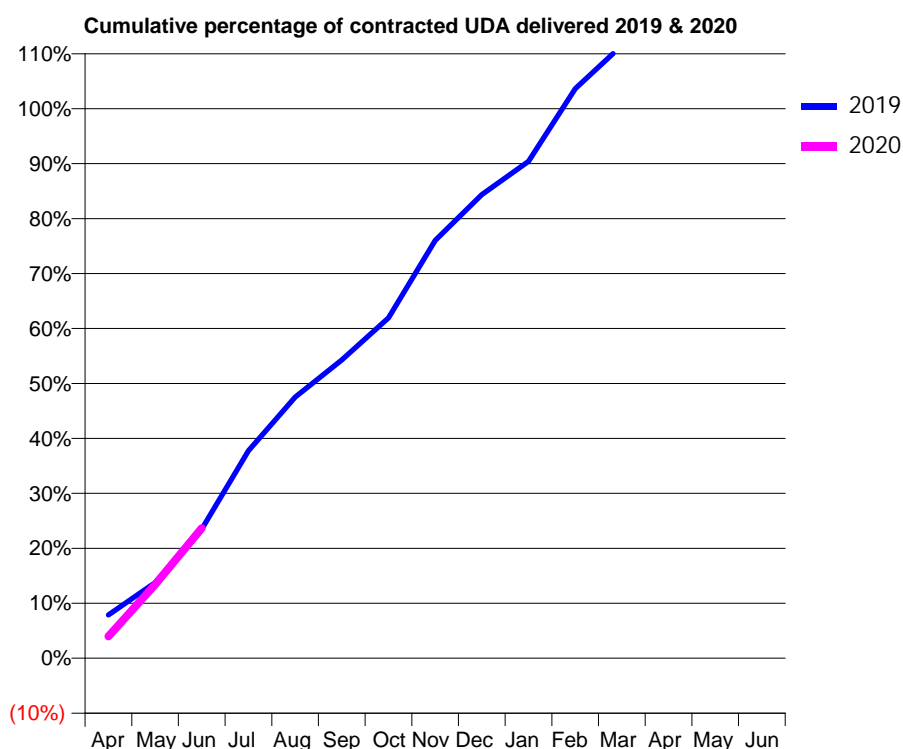
19/20 Contracted general activity (UDA)	577
Carry forward general activity (UDA)	0
19/20 Contracted orthodontic activity (UOA)	0
Carry forward orthodontic activity (UOA)	0
Baseline contract value	£15,533.08

ACCESS*

Patients seen in 24 months	Total	Change since previous quarter
Quarter ending June 2018	445	
Quarter ending September 2018	436	↓
Quarter ending December 2018	439	→
Quarter ending March 2019	415	↓
Quarter ending June 2019	392	↓
Variance since June 2018	(11.9%)	↓



ACTIVITY



Month	2019	2020
April	45	23
May	79	77
June	135	137
July	218	
August	274	
September	313	
October	357	
November	439	
December	487	
January	522	
February	598	
March	643	
April	655	
May	655	
June	655	

QUALITY

	Quantity	Base Number	Contract	AT	Region	England
% of FP17s for the same patient ID Re-attending within 3 months - Children	7	111	6.3%	9.2%	10.6%	11.4%
% of FP17s for the same patient ID Re-attending within 3 months - Adults	0	0	N/A	13.8%	15.2%	15.4%
% of FP17s for the same patient ID Re-attending between 3 & 9 months - Children	76	111	68.5%	62.6%	62.3%	59.8%
% of FP17s for the same patient ID Re-attending between 3 & 9 months - Adults	0	0	N/A	53.4%	53.3%	52.1%
% of FP17s for Band 1 Urgent Courses	3	101	3.0%	10.1%	9.7%	9.2%
% of FP17s Relating to Free Repair or Replacements	0	101	0.0%	0.6%	0.6%	0.7%
% of FP17s Relating to Continuations	0	101	0.0%	0.9%	0.8%	0.8%
% of Patients satisfied with the dentistry they have received	0	0	N/A	93.2%	93.4%	93.4%
% of Patients satisfied with the time they had to wait for an appointment	0	0	N/A	85.6%	86.8%	87.6%

* This is based on patients treated on this contract for their most recent course of treatment.

Figures in italics indicate the base number of FP17s or Patient Questionnaire responses are less than 100. N/A is shown where the base number of responses is less than 10 during the period. % is calculated as Quantity/Base number*100

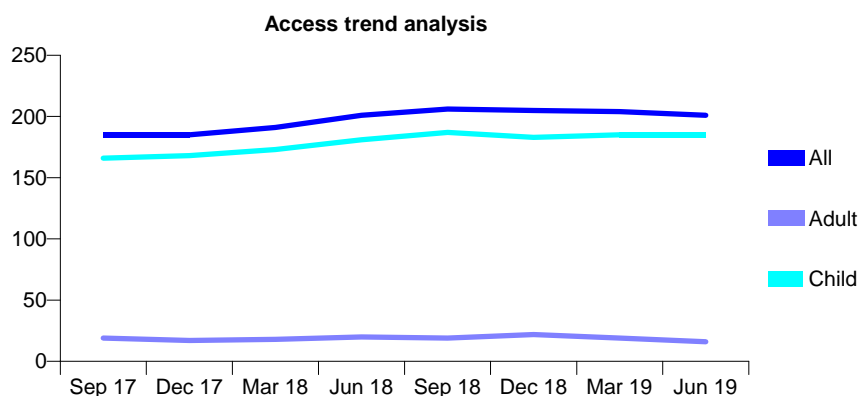
Q70 - Vital Signs At a Glance Contract Report for 164488/0001 - June 2019

Name or company name	J Gollings & S Gollings
Contract type name	GDS Contract
Purpose of contract	General
Contract start date	01/04/2012
Contract end date	

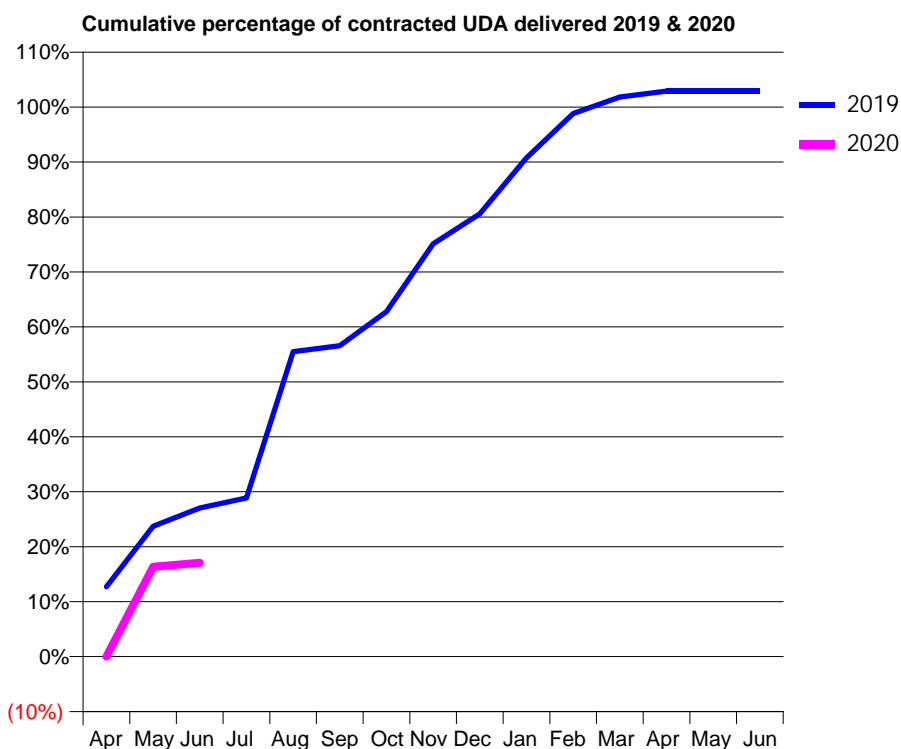
19/20 Contracted general activity (UDA)	275
Carry forward general activity (UDA)	0
19/20 Contracted orthodontic activity (UOA)	0
Carry forward orthodontic activity (UOA)	0
Baseline contract value	£7,498.59

ACCESS*

Patients seen in 24 months	Total	Change since previous quarter
Quarter ending June 2018	201	
Quarter ending September 2018	206	↑
Quarter ending December 2018	205	→
Quarter ending March 2019	204	→
Quarter ending June 2019	201	↓
Variance since June 2018	0.0%	→



ACTIVITY



Month	Adjusted Scheduled Activity (UDA)	
	2019	2020
April	35	0
May	65	45
June	74	47
July	79	
August	153	
September	156	
October	173	
November	207	
December	222	
January	250	
February	272	
March	280	
April	283	
May	283	
June	283	

QUALITY

	Quantity	Base Number	Contract	AT	Region	England
% of FP17s for the same patient ID Re-attending within 3 months - Children	1	39	2.6%	9.2%	10.6%	11.4%
% of FP17s for the same patient ID Re-attending within 3 months - Adults	0	3	0.0%	13.8%	15.2%	15.4%
% of FP17s for the same patient ID Re-attending between 3 & 9 months - Children	16	39	41.0%	62.6%	62.3%	59.8%
% of FP17s for the same patient ID Re-attending between 3 & 9 months - Adults	2	3	66.7%	53.4%	53.3%	52.1%
% of FP17s for Band 1 Urgent Courses	0	39	0.0%	10.1%	9.7%	9.2%
% of FP17s Relating to Free Repair or Replacements	0	39	0.0%	0.6%	0.6%	0.7%
% of FP17s Relating to Continuations	0	39	0.0%	0.9%	0.8%	0.8%
% of Patients satisfied with the dentistry they have received	0	0	N/A	93.2%	93.4%	93.4%
% of Patients satisfied with the time they had to wait for an appointment	0	0	N/A	85.6%	86.8%	87.6%

* This is based on patients treated on this contract for their most recent course of treatment. Figures in italics indicate the base number of FP17s or Patient Questionnaire responses are less than 100. N/A is shown where the base number of responses is less than 10 during the period. % is calculated as Quantity/Base number*100

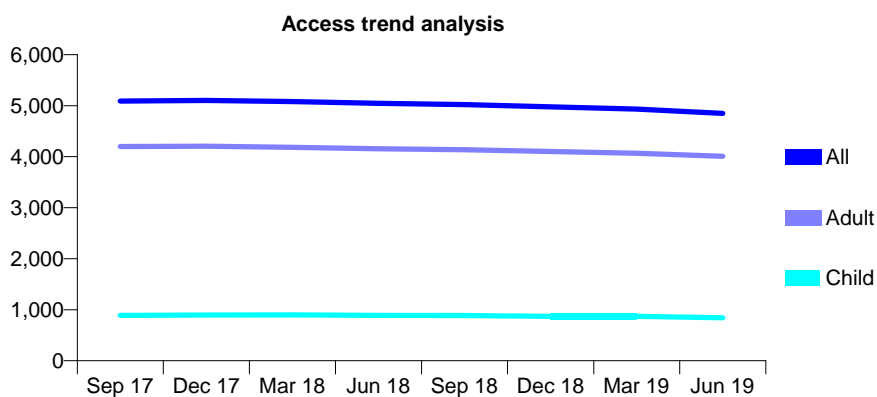
Q70 - Vital Signs At a Glance Contract Report for 164534/0001 - June 2019

Name or company name	The Triangle Surgery
Contract type name	GDS Contract
Purpose of contract	General
Contract start date	01/04/2011
Contract end date	

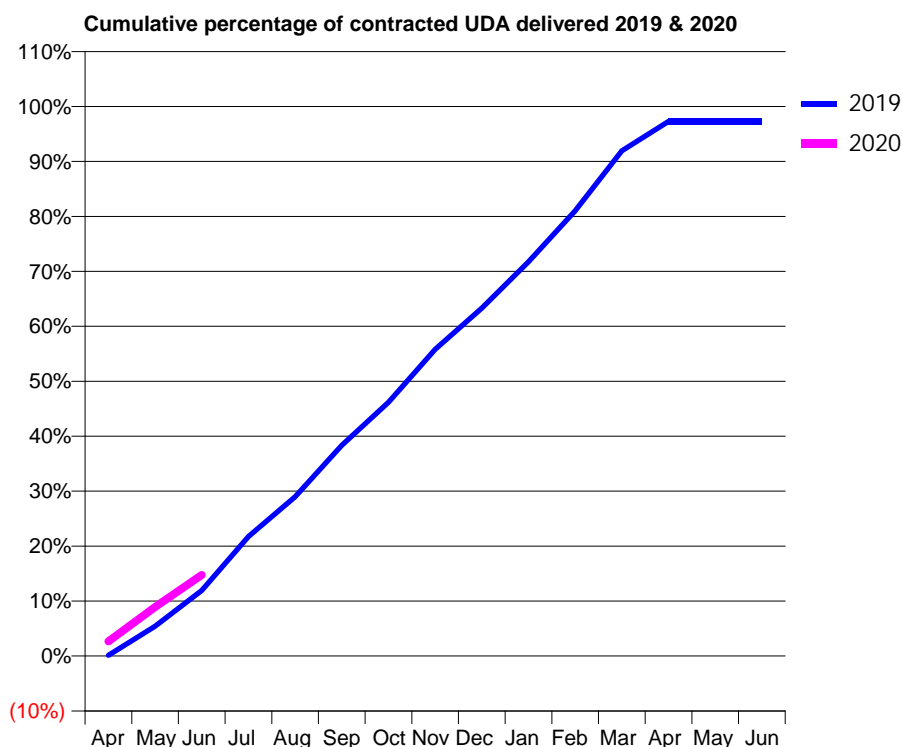
19/20 Contracted general activity (UDA)	17,591
Carry forward general activity (UDA)	0
19/20 Contracted orthodontic activity (UOA)	0
Carry forward orthodontic activity (UOA)	0
Baseline contract value	£565,290.49

ACCESS*

Patients seen in 24 months	Total	Change since previous quarter
Quarter ending June 2018	5,046	
Quarter ending September 2018	5,022	→
Quarter ending December 2018	4,976	→
Quarter ending March 2019	4,934	→
Quarter ending June 2019	4,849	↓
Variance since June 2018	(3.9%)	↓



ACTIVITY



Month	Adjusted Scheduled Activity (UDA)	
	2019	2020
April	25	470
May	960	1,574
June	2,096	2,597
July	3,828	
August	5,098	
September	6,743	
October	8,121	
November	9,817	
December	11,133	
January	12,619	
February	14,255	
March	16,167	
April	17,110	
May	17,110	
June	17,110	

QUALITY

	Quantity	Base Number	Contract	AT	Region	England
% of FP17s for the same patient ID Re-attending within 3 months - Children	9	338	2.7%	9.2%	10.6%	11.4%
% of FP17s for the same patient ID Re-attending within 3 months - Adults	136	1,293	10.5%	13.8%	15.2%	15.4%
% of FP17s for the same patient ID Re-attending between 3 & 9 months - Children	228	338	67.5%	62.6%	62.3%	59.8%
% of FP17s for the same patient ID Re-attending between 3 & 9 months - Adults	860	1,293	66.5%	53.4%	53.3%	52.1%
% of FP17s for Band 1 Urgent Courses	99	1,353	7.3%	10.1%	9.7%	9.2%
% of FP17s Relating to Free Repair or Replacements	7	1,353	0.5%	0.6%	0.6%	0.7%
% of FP17s Relating to Continuations	14	1,353	1.0%	0.9%	0.8%	0.8%
% of Patients satisfied with the dentistry they have received	5	5	N/A	93.2%	93.4%	93.4%
% of Patients satisfied with the time they had to wait for an appointment	4	5	N/A	85.6%	86.8%	87.6%

* This is based on patients treated on this contract for their most recent course of treatment. Figures in italics indicate the base number of FP17s or Patient Questionnaire responses are less than 100. N/A is shown where the base number of responses is less than 10 during the period. % is calculated as Quantity/Base number*100

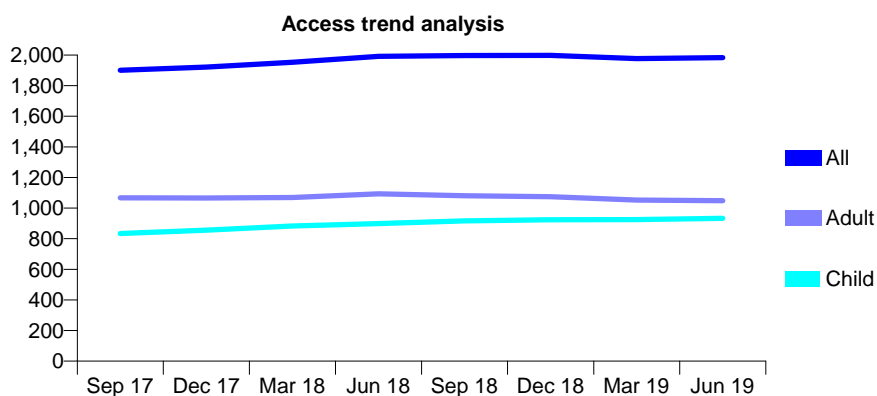
Q70 - Vital Signs At a Glance Contract Report for 166340/0001 - June 2019

Name or company name	Mr & Mrs Gabriel
Contract type name	GDS Contract
Purpose of contract	General
Contract start date	01/04/2008
Contract end date	

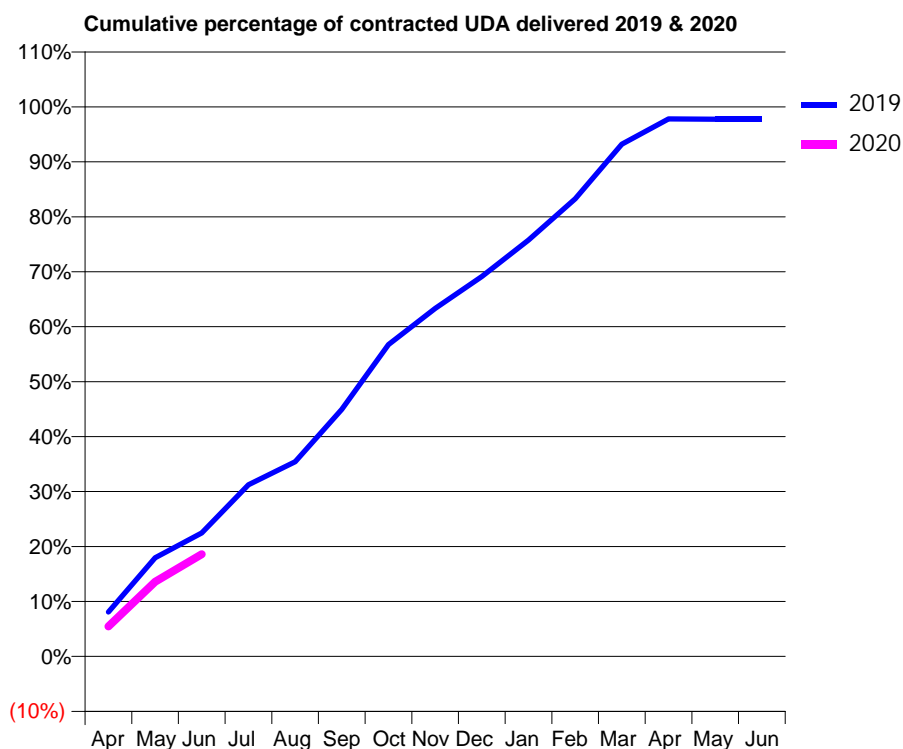
19/20 Contracted general activity (UDA)	3,292
Carry forward general activity (UDA)	0
19/20 Contracted orthodontic activity (UOA)	0
Carry forward orthodontic activity (UOA)	0
Baseline contract value	£86,285.86

ACCESS*

Patients seen in 24 months	Total	Change since previous quarter
Quarter ending June 2018	1,992	
Quarter ending September 2018	1,997	→
Quarter ending December 2018	1,998	→
Quarter ending March 2019	1,977	↓
Quarter ending June 2019	1,983	→
Variance since June 2018	(0.5%)	→



ACTIVITY



Month	2019	2020
April	266	180
May	592	448
June	740	613
July	1,028	
August	1,166	
September	1,480	
October	1,868	
November	2,084	
December	2,275	
January	2,494	
February	2,741	
March	3,068	
April	3,220	
May	3,218	
June	3,218	

QUALITY

	Quantity	Base Number	Contract	AT	Region	England
% of FP17s for the same patient ID Re-attending within 3 months - Children	21	357	5.9%	9.2%	10.6%	11.4%
% of FP17s for the same patient ID Re-attending within 3 months - Adults	43	371	11.6%	13.8%	15.2%	15.4%
% of FP17s for the same patient ID Re-attending between 3 & 9 months - Children	249	357	69.7%	62.6%	62.3%	59.8%
% of FP17s for the same patient ID Re-attending between 3 & 9 months - Adults	260	371	70.1%	53.4%	53.3%	52.1%
% of FP17s for Band 1 Urgent Courses	18	403	4.5%	10.1%	9.7%	9.2%
% of FP17s Relating to Free Repair or Replacements	0	403	0.0%	0.6%	0.6%	0.7%
% of FP17s Relating to Continuations	1	403	0.2%	0.9%	0.8%	0.8%
% of Patients satisfied with the dentistry they have received	1	1	N/A	93.2%	93.4%	93.4%
% of Patients satisfied with the time they had to wait for an appointment	1	1	N/A	85.6%	86.8%	87.6%

* This is based on patients treated on this contract for their most recent course of treatment. Figures in italics indicate the base number of FP17s or Patient Questionnaire responses are less than 100. N/A is shown where the base number of responses is less than 10 during the period. % is calculated as Quantity/Base number*100

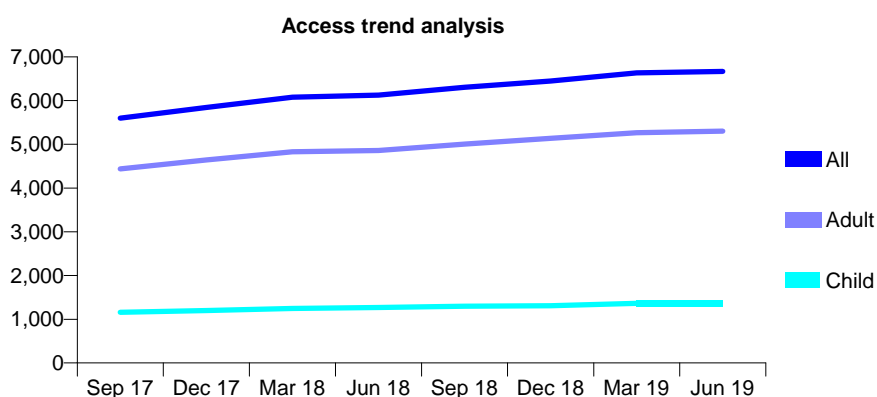
Q70 - Vital Signs At a Glance Contract Report for 167029/0001 - June 2019

Name or company name	The Dental Practice
Contract type name	GDS Contract
Purpose of contract	General
Contract start date	01/04/2015
Contract end date	

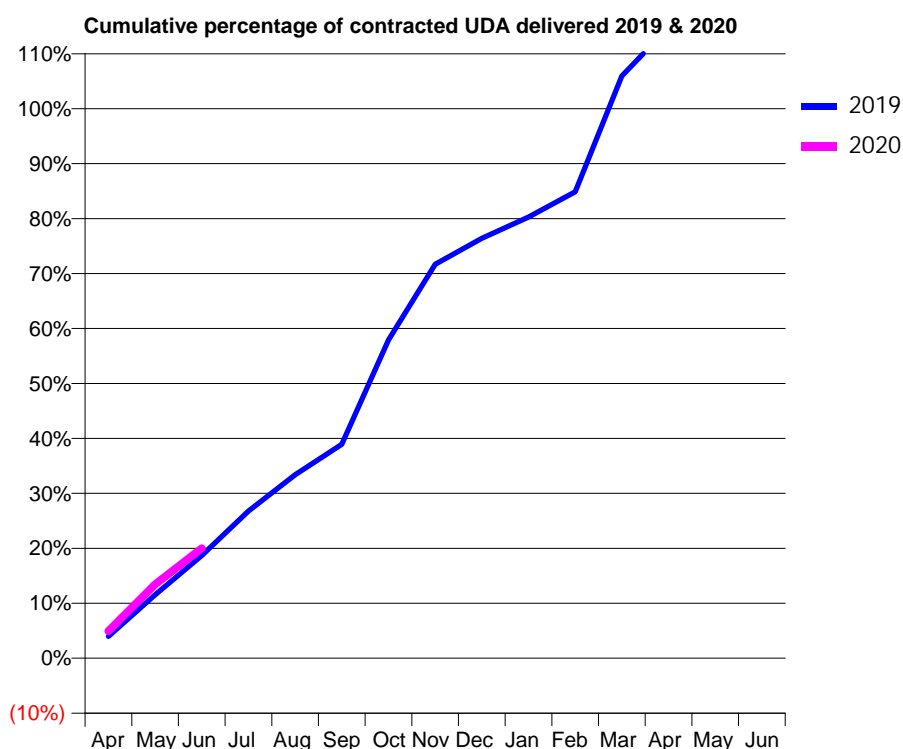
19/20 Contracted general activity (UDA)	16,368
Carry forward general activity (UDA)	0
19/20 Contracted orthodontic activity (UOA)	0
Carry forward orthodontic activity (UOA)	0
Baseline contract value	£472,622.13

ACCESS*

Patients seen in 24 months	Total	Change since previous quarter
Quarter ending June 2018	6,126	
Quarter ending September 2018	6,307	↑
Quarter ending December 2018	6,445	↑
Quarter ending March 2019	6,633	↑
Quarter ending June 2019	6,665	→
Variance since June 2018	8.8%	↑



ACTIVITY



Adjusted Scheduled Activity (UDA)		
Month	2019	2020
April	653	807
May	1,891	2,200
June	3,058	3,272
July	4,384	
August	5,463	
September	6,375	
October	9,481	
November	11,730	
December	12,507	
January	13,143	
February	13,890	
March	17,339	
April	18,795	
May	18,797	
June	18,798	

QUALITY

	Quantity	Base Number	Contract	AT	Region	England
% of FP17s for the same patient ID Re-attending within 3 months - Children	40	550	7.3%	9.2%	10.6%	11.4%
% of FP17s for the same patient ID Re-attending within 3 months - Adults	293	1,690	17.3%	13.8%	15.2%	15.4%
% of FP17s for the same patient ID Re-attending between 3 & 9 months - Children	357	550	64.9%	62.6%	62.3%	59.8%
% of FP17s for the same patient ID Re-attending between 3 & 9 months - Adults	841	1,690	49.8%	53.4%	53.3%	52.1%
% of FP17s for Band 1 Urgent Courses	208	1,853	11.2%	10.1%	9.7%	9.2%
% of FP17s Relating to Free Repair or Replacements	25	1,853	1.3%	0.6%	0.6%	0.7%
% of FP17s Relating to Continuations	38	1,853	2.1%	0.9%	0.8%	0.8%
% of Patients satisfied with the dentistry they have received	5	5	N/A	93.2%	93.4%	93.4%
% of Patients satisfied with the time they had to wait for an appointment	5	5	N/A	85.6%	86.8%	87.6%

* This is based on patients treated on this contract for their most recent course of treatment.

Figures in italics indicate the base number of FP17s or Patient Questionnaire responses are less than 100. N/A is shown where the base number of responses is less than 10 during the period. % is calculated as Quantity/Base number*100

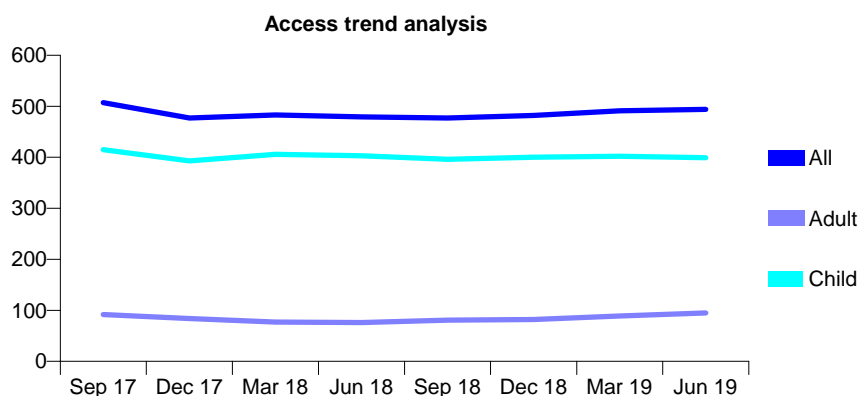
Q70 - Vital Signs At a Glance Contract Report for 167878/0001 - June 2019

Name or company name	The Lodge Dental Partnership
Contract type name	GDS Contract
Purpose of contract	General
Contract start date	01/03/2011
Contract end date	

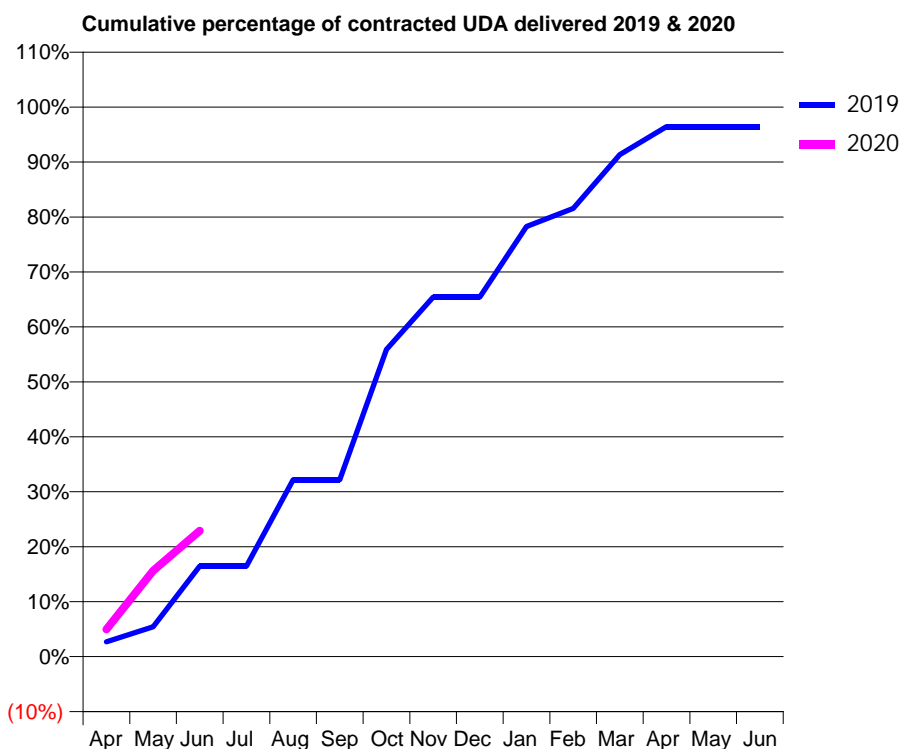
19/20 Contracted general activity (UDA)	825
Carry forward general activity (UDA)	0
19/20 Contracted orthodontic activity (UOA)	0
Carry forward orthodontic activity (UOA)	0
Baseline contract value	£20,518.32

ACCESS*

Patients seen in 24 months	Total	Change since previous quarter
Quarter ending June 2018	479	
Quarter ending September 2018	477	→
Quarter ending December 2018	482	→
Quarter ending March 2019	491	→
Quarter ending June 2019	494	→
Variance since June 2018	3.1%	↑



ACTIVITY



Month	Adjusted Scheduled Activity (UDA)	
	2019	2020
April	22	41
May	45	129
June	136	189
July	136	
August	266	
September	266	
October	461	
November	540	
December	540	
January	646	
February	673	
March	753	
April	796	
May	796	
June	796	

QUALITY

	Quantity	Base Number	Contract	AT	Region	England
% of FP17s for the same patient ID Re-attending within 3 months - Children	11	165	6.7%	9.2%	10.6%	11.4%
% of FP17s for the same patient ID Re-attending within 3 months - Adults	1	18	5.6%	13.8%	15.2%	15.4%
% of FP17s for the same patient ID Re-attending between 3 & 9 months - Children	115	165	69.7%	62.6%	62.3%	59.8%
% of FP17s for the same patient ID Re-attending between 3 & 9 months - Adults	10	18	55.6%	53.4%	53.3%	52.1%
% of FP17s for Band 1 Urgent Courses	4	147	2.7%	10.1%	9.7%	9.2%
% of FP17s Relating to Free Repair or Replacements	0	147	0.0%	0.6%	0.6%	0.7%
% of FP17s Relating to Continuations	3	147	2.0%	0.9%	0.8%	0.8%
% of Patients satisfied with the dentistry they have received	0	0	N/A	93.2%	93.4%	93.4%
% of Patients satisfied with the time they had to wait for an appointment	0	0	N/A	85.6%	86.8%	87.6%

* This is based on patients treated on this contract for their most recent course of treatment. Figures in italics indicate the base number of FP17s or Patient Questionnaire responses are less than 100. N/A is shown where the base number of responses is less than 10 during the period. % is calculated as Quantity/Base number*100

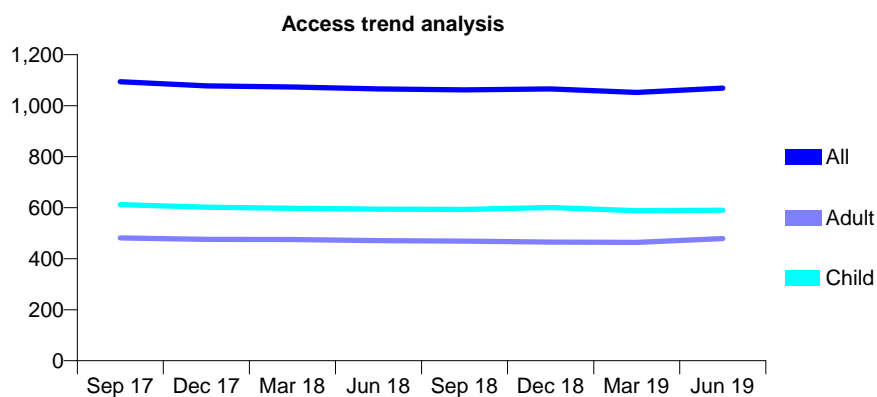
Q70 - Vital Signs At a Glance Contract Report for 168165/0001 - June 2019

Name or company name	Stalbridge Dental Practice Ltd
Contract type name	GDS Contract
Purpose of contract	General
Contract start date	01/04/2008
Contract end date	

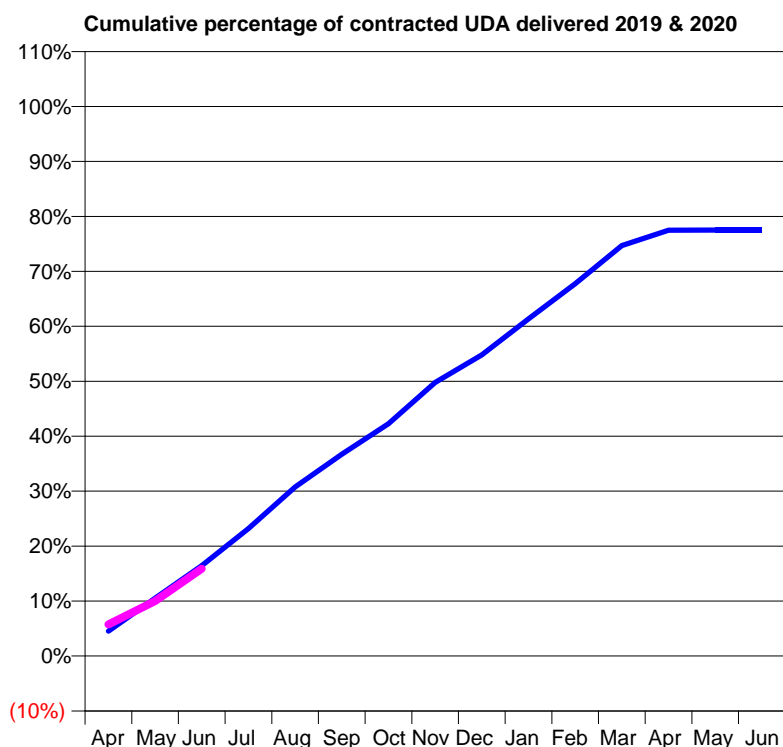
19/20 Contracted general activity (UDA)	3,669
Carry forward general activity (UDA)	0
19/20 Contracted orthodontic activity (UOA)	0
Carry forward orthodontic activity (UOA)	0
Baseline contract value	£96,204.04

ACCESS*

Patients seen in 24 months	Total	Change since previous quarter
Quarter ending June 2018	1,066	
Quarter ending September 2018	1,062	→
Quarter ending December 2018	1,066	→
Quarter ending March 2019	1,052	↓
Quarter ending June 2019	1,069	→
Variance since June 2018	0.3%	→



ACTIVITY



Month	Adjusted Scheduled Activity (UDA)	
	2019	2020
April	166	212
May	386	367
June	603	583
July	852	
August	1,130	
September	1,347	
October	1,552	
November	1,826	
December	2,011	
January	2,250	
February	2,485	
March	2,740	
April	2,842	
May	2,843	
June	2,843	

QUALITY

	Quantity	Base Number	Contract	AT	Region	England
% of FP17s for the same patient ID Re-attending within 3 months - Children	10	222	4.5%	9.2%	10.6%	11.4%
% of FP17s for the same patient ID Re-attending within 3 months - Adults	21	138	15.2%	13.8%	15.2%	15.4%
% of FP17s for the same patient ID Re-attending between 3 & 9 months - Children	139	222	62.6%	62.6%	62.3%	59.8%
% of FP17s for the same patient ID Re-attending between 3 & 9 months - Adults	69	138	50.0%	53.4%	53.3%	52.1%
% of FP17s for Band 1 Urgent Courses	8	316	2.5%	10.1%	9.7%	9.2%
% of FP17s Relating to Free Repair or Replacements	0	316	0.0%	0.6%	0.6%	0.7%
% of FP17s Relating to Continuations	6	316	1.9%	0.9%	0.8%	0.8%
% of Patients satisfied with the dentistry they have received	1	1	N/A	93.2%	93.4%	93.4%
% of Patients satisfied with the time they had to wait for an appointment	1	1	N/A	85.6%	86.8%	87.6%

* This is based on patients treated on this contract for their most recent course of treatment. Figures in italics indicate the base number of FP17s or Patient Questionnaire responses are less than 100. N/A is shown where the base number of responses is less than 10 during the period. % is calculated as Quantity/Base number*100

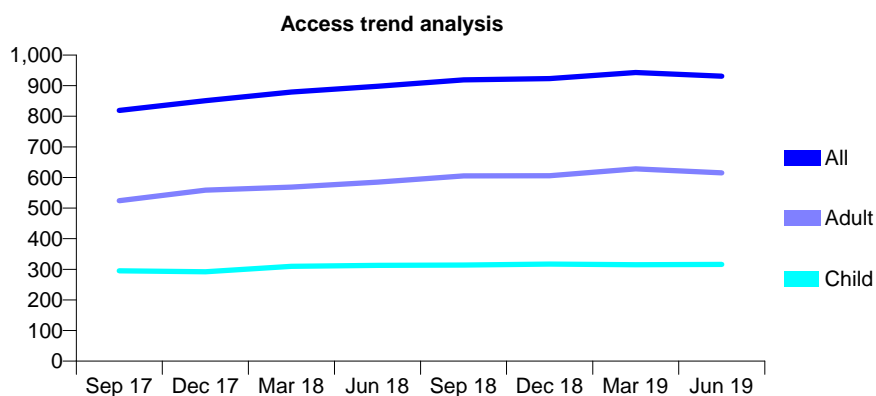
Q70 - Vital Signs At a Glance Contract Report for 169250/0001 - June 2019

Name or company name	Mrs E Aslani
Contract type name	GDS Contract
Purpose of contract	General
Contract start date	05/06/2009
Contract end date	

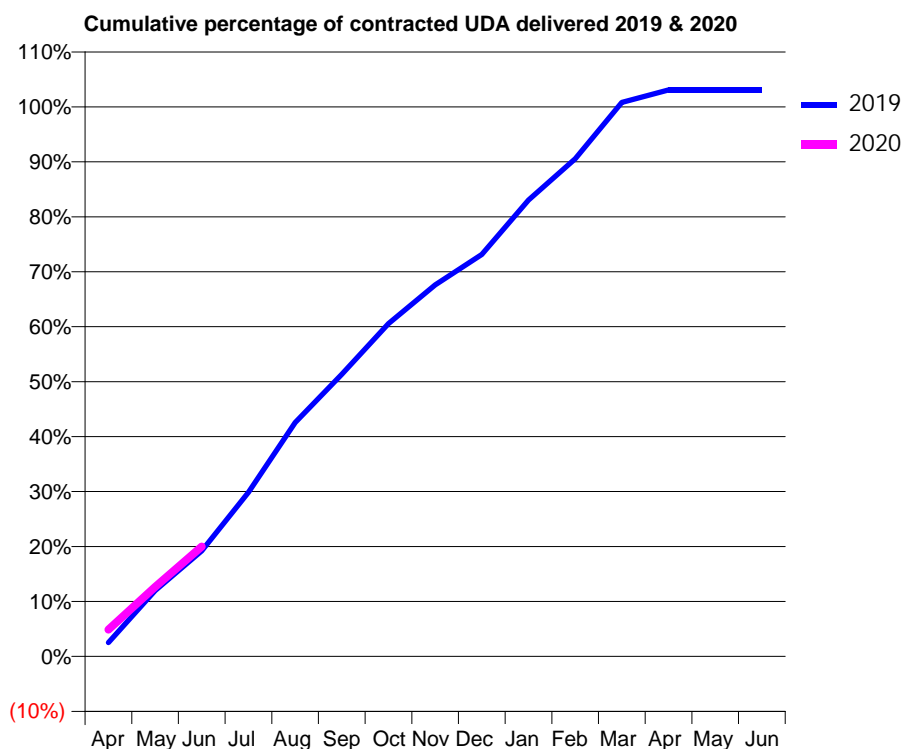
19/20 Contracted general activity (UDA)	2,300
Carry forward general activity (UDA)	0
19/20 Contracted orthodontic activity (UOA)	0
Carry forward orthodontic activity (UOA)	0
Baseline contract value	£53,211.64

ACCESS*

Patients seen in 24 months	Total	Change since previous quarter
Quarter ending June 2018	898	
Quarter ending September 2018	919	↑
Quarter ending December 2018	923	→
Quarter ending March 2019	943	↑
Quarter ending June 2019	931	↓
Variance since June 2018	3.7%	↑



ACTIVITY



Month	2019	2020
April	58	112
May	276	291
June	442	460
July	687	
August	979	
September	1,181	
October	1,393	
November	1,555	
December	1,682	
January	1,910	
February	2,083	
March	2,318	
April	2,371	
May	2,371	
June	2,371	

QUALITY

	Quantity	Base Number	Contract	AT	Region	England
% of FP17s for the same patient ID Re-attending within 3 months - Children	4	101	4.0%	9.2%	10.6%	11.4%
% of FP17s for the same patient ID Re-attending within 3 months - Adults	39	183	21.3%	13.8%	15.2%	15.4%
% of FP17s for the same patient ID Re-attending between 3 & 9 months - Children	57	101	56.4%	62.6%	62.3%	59.8%
% of FP17s for the same patient ID Re-attending between 3 & 9 months - Adults	112	183	61.2%	53.4%	53.3%	52.1%
% of FP17s for Band 1 Urgent Courses	14	251	5.6%	10.1%	9.7%	9.2%
% of FP17s Relating to Free Repair or Replacements	1	251	0.4%	0.6%	0.6%	0.7%
% of FP17s Relating to Continuations	0	251	0.0%	0.9%	0.8%	0.8%
% of Patients satisfied with the dentistry they have received	0	0	N/A	93.2%	93.4%	93.4%
% of Patients satisfied with the time they had to wait for an appointment	0	0	N/A	85.6%	86.8%	87.6%

* This is based on patients treated on this contract for their most recent course of treatment. Figures in italics indicate the base number of FP17s or Patient Questionnaire responses are less than 100. N/A is shown where the base number of responses is less than 10 during the period. % is calculated as Quantity/Base number*100

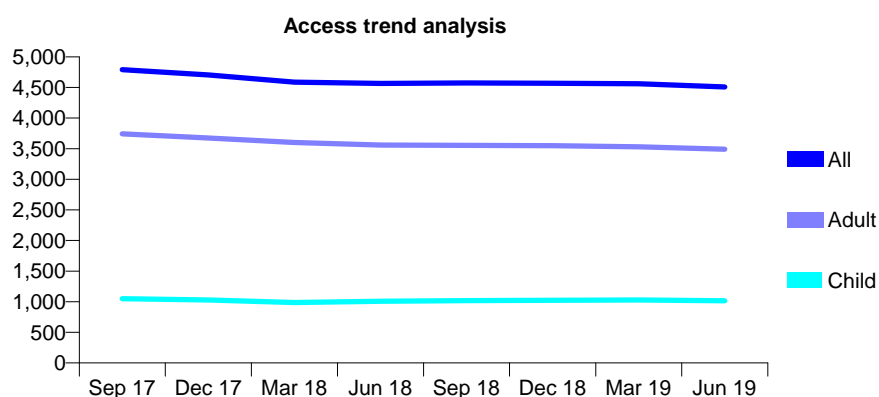
Q70 - Vital Signs At a Glance Contract Report for 169269/0001 - June 2019

Name or company name	Pasadena Dental Practice Ltd
Contract type name	GDS Contract
Purpose of contract	General and Orthodontic
Contract start date	29/09/2007
Contract end date	

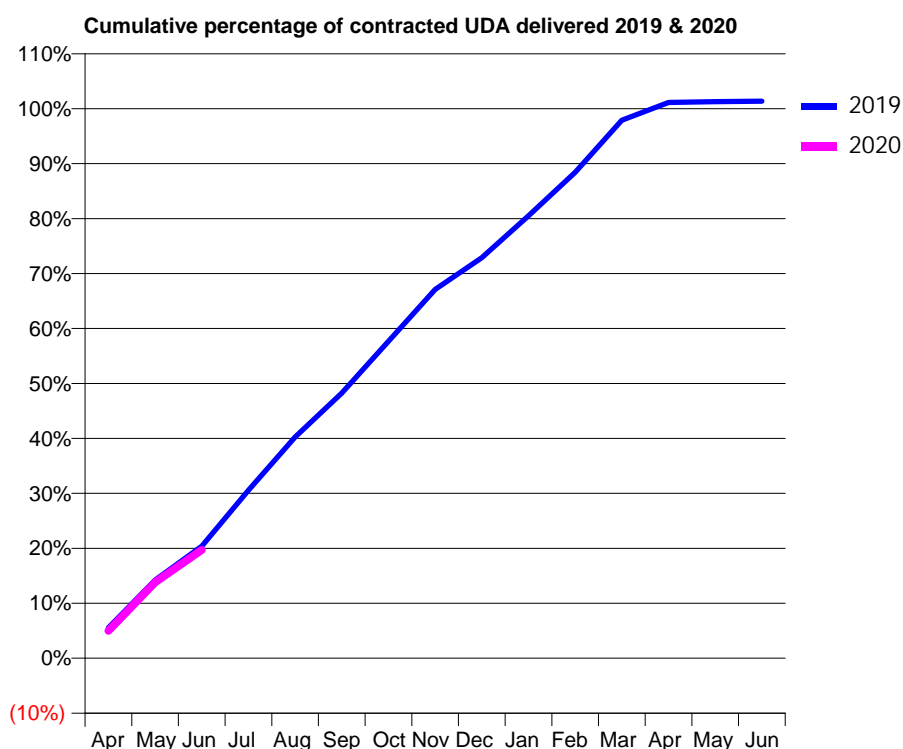
19/20 Contracted general activity (UDA)	15,000
Carry forward general activity (UDA)	0
19/20 Contracted orthodontic activity (UOA)	500
Carry forward orthodontic activity (UOA)	0
Baseline contract value	£414,858.36

ACCESS*

Patients seen in 24 months	Total	Change since previous quarter
Quarter ending June 2018	4,565	
Quarter ending September 2018	4,574	→
Quarter ending December 2018	4,569	→
Quarter ending March 2019	4,560	→
Quarter ending June 2019	4,508	↓
Variance since June 2018	(1.2%)	↓



ACTIVITY



Month	2019	2020
April	833	752
May	2,135	2,073
June	3,055	2,954
July	4,584	
August	6,042	
September	7,234	
October	8,651	
November	10,067	
December	10,934	
January	12,075	
February	13,262	
March	14,687	
April	15,171	
May	15,192	
June	15,203	

QUALITY

	Quantity	Base Number	Contract	AT	Region	England
% of FP17s for the same patient ID Re-attending within 3 months - Children	17	291	5.8%	9.2%	10.6%	11.4%
% of FP17s for the same patient ID Re-attending within 3 months - Adults	155	1,076	14.4%	13.8%	15.2%	15.4%
% of FP17s for the same patient ID Re-attending between 3 & 9 months - Children	186	291	63.9%	62.6%	62.3%	59.8%
% of FP17s for the same patient ID Re-attending between 3 & 9 months - Adults	614	1,076	57.1%	53.4%	53.3%	52.1%
% of FP17s for Band 1 Urgent Courses	119	1,152	10.3%	10.1%	9.7%	9.2%
% of FP17s Relating to Free Repair or Replacements	12	1,152	1.0%	0.6%	0.6%	0.7%
% of FP17s Relating to Continuations	4	1,152	0.3%	0.9%	0.8%	0.8%
% of Patients satisfied with the dentistry they have received	1	1	N/A	93.2%	93.4%	93.4%
% of Patients satisfied with the time they had to wait for an appointment	1	1	N/A	85.6%	86.8%	87.6%

* This is based on patients treated on this contract for their most recent course of treatment.

Figures in italics indicate the base number of FP17s or Patient Questionnaire responses are less than 100. N/A is shown where the base number of responses is less than 10 during the period. % is calculated as Quantity/Base number*100

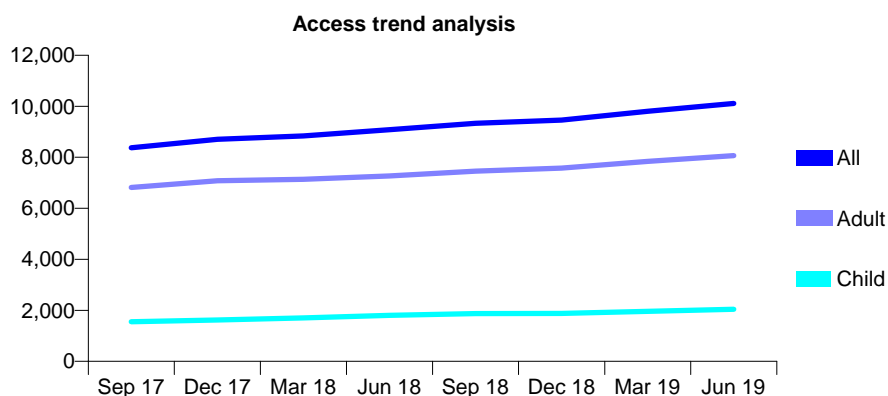
Q70 - Vital Signs At a Glance Contract Report for 169315/0001 - June 2019

Name or company name	Parkway Dental Practice
Contract type name	GDS Contract
Purpose of contract	General
Contract start date	01/04/2011
Contract end date	

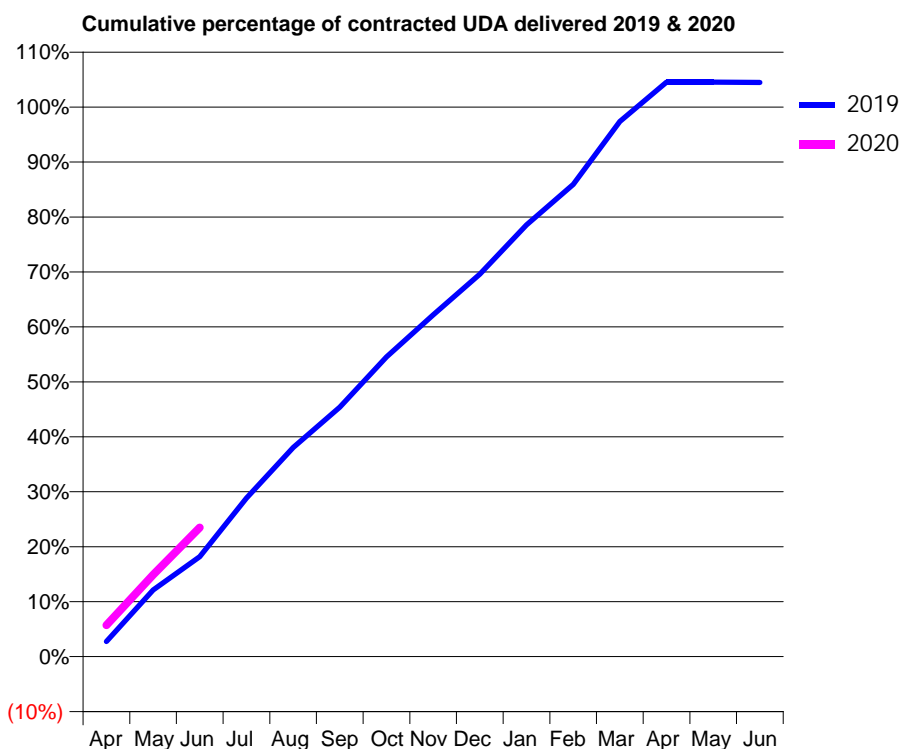
19/20 Contracted general activity (UDA)	24,444
Carry forward general activity (UDA)	0
19/20 Contracted orthodontic activity (UOA)	0
Carry forward orthodontic activity (UOA)	0
Baseline contract value	£632,117.73

ACCESS*

Patients seen in 24 months	Total	Change since previous quarter
Quarter ending June 2018	9,080	
Quarter ending September 2018	9,329	↑
Quarter ending December 2018	9,458	→
Quarter ending March 2019	9,804	↑
Quarter ending June 2019	10,109	↑
Variance since June 2018	11.3%	↑



ACTIVITY



Month	Adjusted Scheduled Activity (UDA)	
	2019	2020
April	674	1,403
May	2,969	3,645
June	4,443	5,737
July	7,051	
August	9,304	
September	11,097	
October	13,329	
November	15,202	
December	17,012	
January	19,203	
February	21,002	
March	23,804	
April	25,552	
May	25,550	
June	25,540	

QUALITY

	Quantity	Base Number	Contract	AT	Region	England
% of FP17s for the same patient ID Re-attending within 3 months - Children	43	721	6.0%	9.2%	10.6%	11.4%
% of FP17s for the same patient ID Re-attending within 3 months - Adults	256	2,828	9.1%	13.8%	15.2%	15.4%
% of FP17s for the same patient ID Re-attending between 3 & 9 months - Children	421	721	58.4%	62.6%	62.3%	59.8%
% of FP17s for the same patient ID Re-attending between 3 & 9 months - Adults	1,040	2,828	36.8%	53.4%	53.3%	52.1%
% of FP17s for Band 1 Urgent Courses	174	2,803	6.2%	10.1%	9.7%	9.2%
% of FP17s Relating to Free Repair or Replacements	4	2,803	0.1%	0.6%	0.6%	0.7%
% of FP17s Relating to Continuations	10	2,803	0.4%	0.9%	0.8%	0.8%
% of Patients satisfied with the dentistry they have received	3	4	N/A	93.2%	93.4%	93.4%
% of Patients satisfied with the time they had to wait for an appointment	1	4	N/A	85.6%	86.8%	87.6%

* This is based on patients treated on this contract for their most recent course of treatment. Figures in italics indicate the base number of FP17s or Patient Questionnaire responses are less than 100. N/A is shown where the base number of responses is less than 10 during the period. % is calculated as Quantity/Base number*100

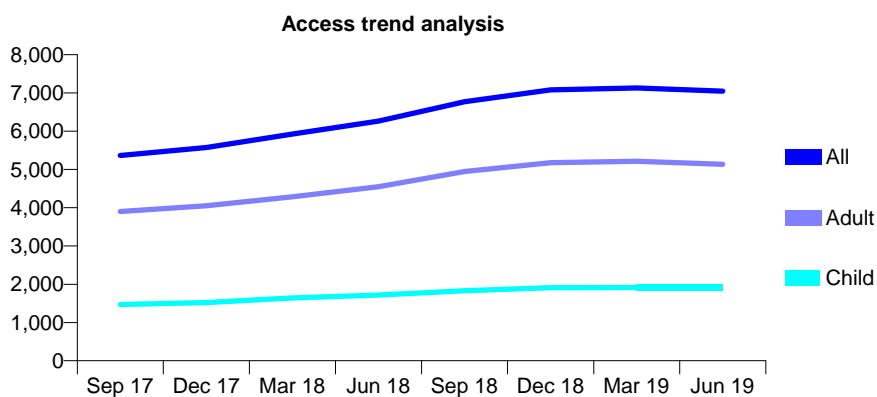
Q70 - Vital Signs At a Glance Contract Report for 170046/0001 - June 2019

Name or company name	Mr T Darling
Contract type name	GDS Contract
Purpose of contract	General and Orthodontic
Contract start date	01/12/2012
Contract end date	

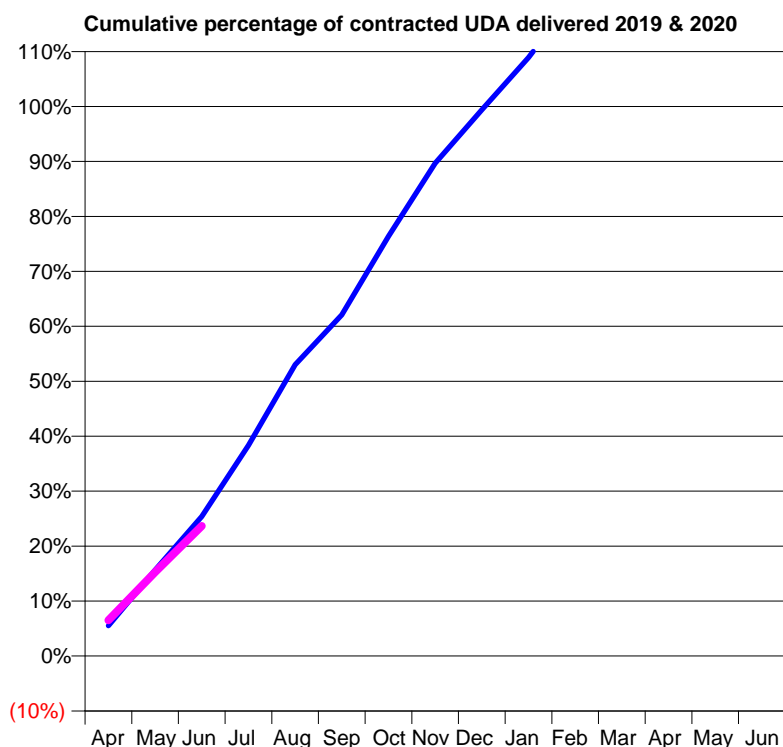
19/20 Contracted general activity (UDA)	13,766
Carry forward general activity (UDA)	0
19/20 Contracted orthodontic activity (UOA)	221
Carry forward orthodontic activity (UOA)	0
Baseline contract value	£357,841.75

ACCESS*

Patients seen in 24 months	Total	Change since previous quarter
Quarter ending June 2018	6,264	
Quarter ending September 2018	6,771	↑
Quarter ending December 2018	7,083	↑
Quarter ending March 2019	7,129	→
Quarter ending June 2019	7,045	↓
Variance since June 2018	12.5%	↑



ACTIVITY



Month	Adjusted Scheduled Activity (UDA)	
	2019	2020
April	760	896
May	2,156	2,102
June	3,497	3,258
July	5,276	
August	7,296	
September	8,543	
October	10,516	
November	12,346	
December	13,682	
January	14,992	
February	16,493	
March	18,177	
April	18,793	
May	18,811	
June	18,812	

QUALITY

	Quantity	Base Number	Contract	AT	Region	England
% of FP17s for the same patient ID Re-attending within 3 months - Children	38	650	5.8%	9.2%	10.6%	11.4%
% of FP17s for the same patient ID Re-attending within 3 months - Adults	172	1,464	11.7%	13.8%	15.2%	15.4%
% of FP17s for the same patient ID Re-attending between 3 & 9 months - Children	390	650	60.0%	62.6%	62.3%	59.8%
% of FP17s for the same patient ID Re-attending between 3 & 9 months - Adults	801	1,464	54.7%	53.4%	53.3%	52.1%
% of FP17s for Band 1 Urgent Courses	138	1,784	7.7%	10.1%	9.7%	9.2%
% of FP17s Relating to Free Repair or Replacements	0	1,784	0.0%	0.6%	0.6%	0.7%
% of FP17s Relating to Continuations	36	1,784	2.0%	0.9%	0.8%	0.8%
% of Patients satisfied with the dentistry they have received	1	1	N/A	93.2%	93.4%	93.4%
% of Patients satisfied with the time they had to wait for an appointment	1	1	N/A	85.6%	86.8%	87.6%

* This is based on patients treated on this contract for their most recent course of treatment. Figures in italics indicate the base number of FP17s or Patient Questionnaire responses are less than 100. N/A is shown where the base number of responses is less than 10 during the period. % is calculated as Quantity/Base number*100

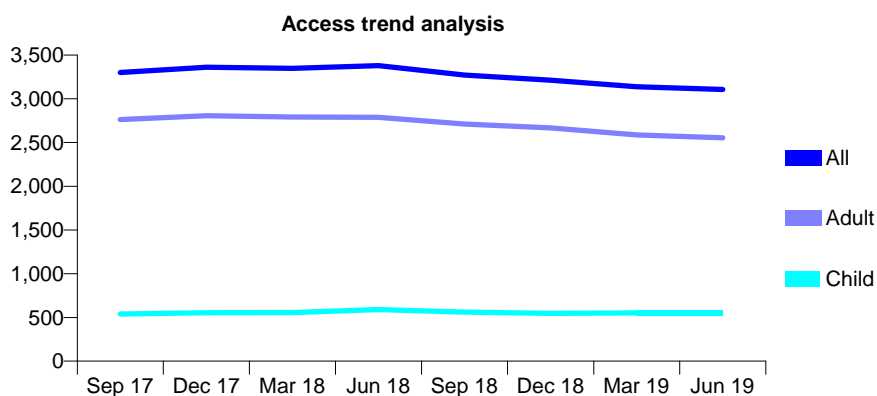
Q70 - Vital Signs At a Glance Contract Report for 170127/0001 - June 2019

Name or company name	The Erfans
Contract type name	GDS Contract
Purpose of contract	General
Contract start date	16/04/2012
Contract end date	

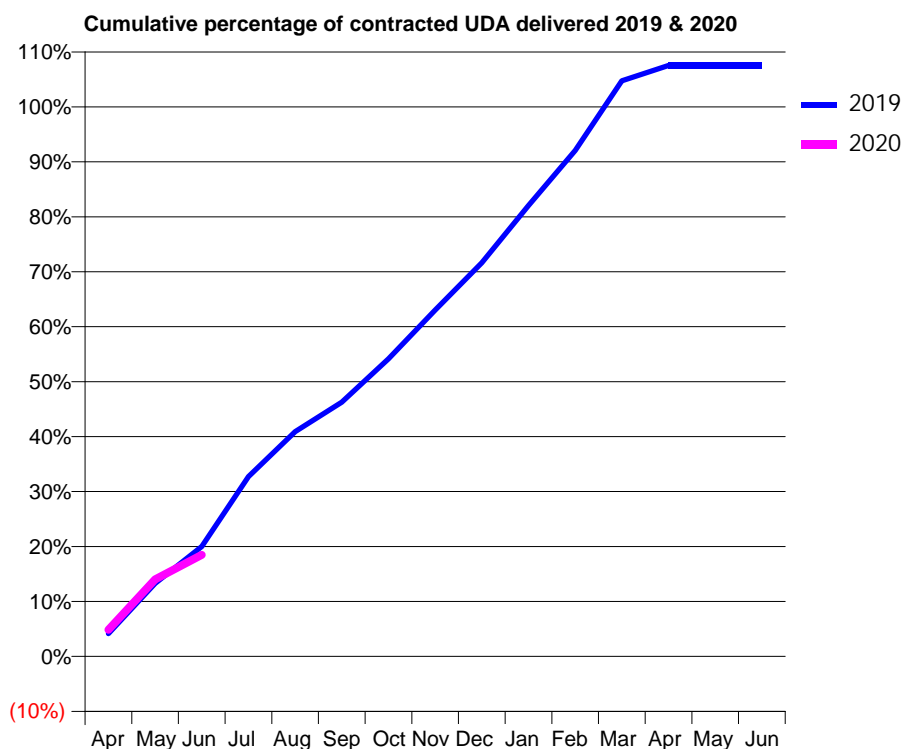
19/20 Contracted general activity (UDA)	9,107
Carry forward general activity (UDA)	0
19/20 Contracted orthodontic activity (UOA)	0
Carry forward orthodontic activity (UOA)	0
Baseline contract value	£231,826.41

ACCESS*

Patients seen in 24 months	Total	Change since previous quarter
Quarter ending June 2018	3,379	
Quarter ending September 2018	3,272	↓
Quarter ending December 2018	3,213	↓
Quarter ending March 2019	3,138	↓
Quarter ending June 2019	3,106	↓
Variance since June 2018	(8.1%)	↓



ACTIVITY



Month	2019	2020
April	379	440
May	1,209	1,279
June	1,823	1,683
July	2,979	
August	3,725	
September	4,213	
October	4,933	
November	5,740	
December	6,523	
January	7,472	
February	8,387	
March	9,540	
April	9,793	
May	9,793	
June	9,793	

QUALITY

	Quantity	Base Number	Contract	AT	Region	England
% of FP17s for the same patient ID Re-attending within 3 months - Children	6	173	3.5%	9.2%	10.6%	11.4%
% of FP17s for the same patient ID Re-attending within 3 months - Adults	93	751	12.4%	13.8%	15.2%	15.4%
% of FP17s for the same patient ID Re-attending between 3 & 9 months - Children	103	173	59.5%	62.6%	62.3%	59.8%
% of FP17s for the same patient ID Re-attending between 3 & 9 months - Adults	481	751	64.0%	53.4%	53.3%	52.1%
% of FP17s for Band 1 Urgent Courses	51	834	6.1%	10.1%	9.7%	9.2%
% of FP17s Relating to Free Repair or Replacements	7	834	0.8%	0.6%	0.6%	0.7%
% of FP17s Relating to Continuations	18	834	2.2%	0.9%	0.8%	0.8%
% of Patients satisfied with the dentistry they have received	7	8	N/A	93.2%	93.4%	93.4%
% of Patients satisfied with the time they had to wait for an appointment	6	8	N/A	85.6%	86.8%	87.6%

* This is based on patients treated on this contract for their most recent course of treatment. Figures in italics indicate the base number of FP17s or Patient Questionnaire responses are less than 100. N/A is shown where the base number of responses is less than 10 during the period. % is calculated as Quantity/Base number*100

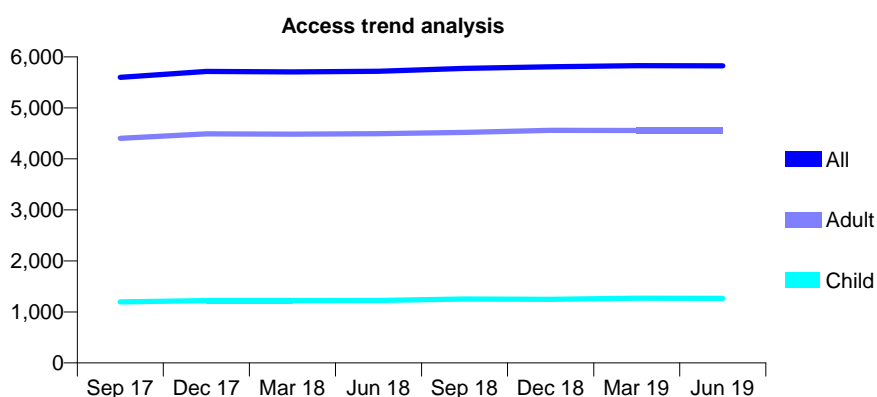
Q70 - Vital Signs At a Glance Contract Report for 170542/0001 - June 2019

Name or company name	Mr A Ebodi Deljoujin
Contract type name	GDS Contract
Purpose of contract	General
Contract start date	01/10/2010
Contract end date	

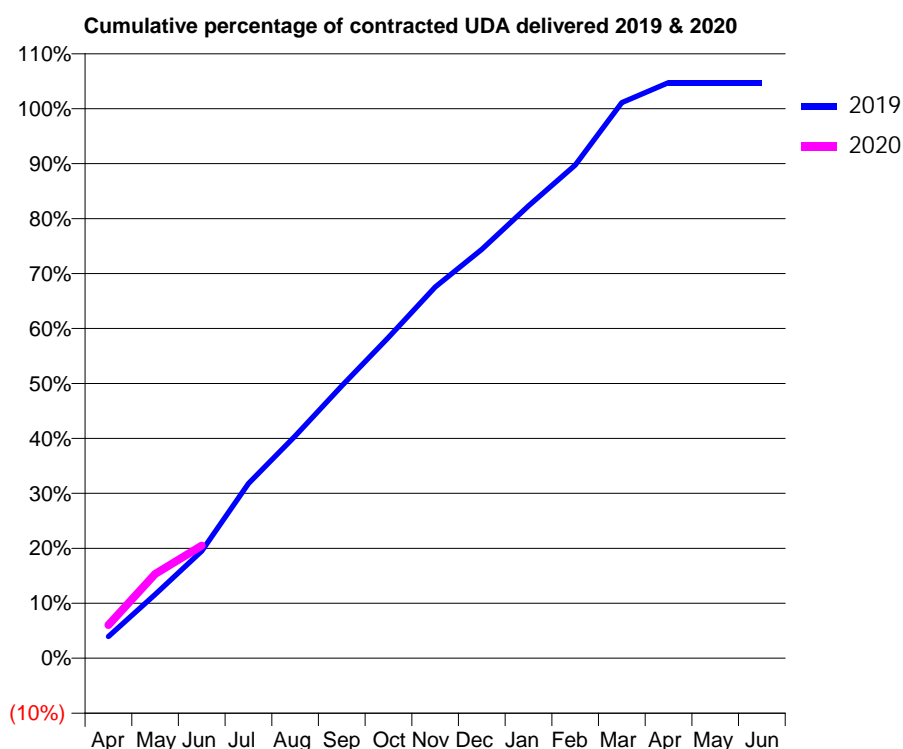
19/20 Contracted general activity (UDA)	17,076
Carry forward general activity (UDA)	0
19/20 Contracted orthodontic activity (UOA)	0
Carry forward orthodontic activity (UOA)	0
Baseline contract value	£419,768.86

ACCESS*

Patients seen in 24 months	Total	Change since previous quarter
Quarter ending June 2018	5,716	
Quarter ending September 2018	5,774	→
Quarter ending December 2018	5,806	→
Quarter ending March 2019	5,829	→
Quarter ending June 2019	5,823	→
Variance since June 2018	1.9%	→



ACTIVITY



Adjusted Scheduled Activity (UDA)		
Month	2019	2020
April	674	1,033
May	1,985	2,622
June	3,331	3,498
July	5,432	
August	6,905	
September	8,465	
October	9,966	
November	11,535	
December	12,703	
January	14,053	
February	15,322	
March	17,266	
April	17,882	
May	17,882	
June	17,882	

QUALITY

	Quantity	Base Number	Contract	AT	Region	England
% of FP17s for the same patient ID Re-attending within 3 months - Children	19	429	4.4%	9.2%	10.6%	11.4%
% of FP17s for the same patient ID Re-attending within 3 months - Adults	195	1,665	11.7%	13.8%	15.2%	15.4%
% of FP17s for the same patient ID Re-attending between 3 & 9 months - Children	309	429	72.0%	62.6%	62.3%	59.8%
% of FP17s for the same patient ID Re-attending between 3 & 9 months - Adults	1,152	1,665	69.2%	53.4%	53.3%	52.1%
% of FP17s for Band 1 Urgent Courses	138	1,793	7.7%	10.1%	9.7%	9.2%
% of FP17s Relating to Free Repair or Replacements	7	1,793	0.4%	0.6%	0.6%	0.7%
% of FP17s Relating to Continuations	14	1,793	0.8%	0.9%	0.8%	0.8%
% of Patients satisfied with the dentistry they have received	1	1	N/A	93.2%	93.4%	93.4%
% of Patients satisfied with the time they had to wait for an appointment	1	1	N/A	85.6%	86.8%	87.6%

* This is based on patients treated on this contract for their most recent course of treatment.

Figures in italics indicate the base number of FP17s or Patient Questionnaire responses are less than 100. N/A is shown where the base number of responses is less than 10 during the period. % is calculated as Quantity/Base number*100

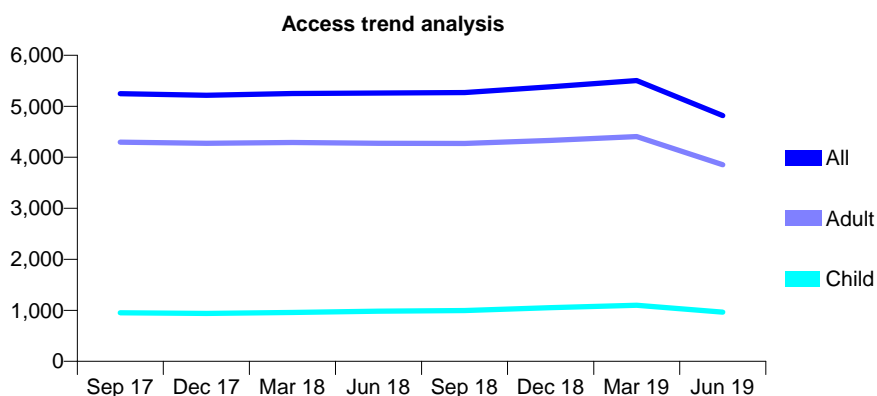
Q70 - Vital Signs At a Glance Contract Report for 170747/0001 - June 2019

Name or company name	Farnborough Dental Centre Ltd
Contract type name	GDS Contract
Purpose of contract	General and Orthodontic
Contract start date	01/12/2013
Contract end date	31/05/2019

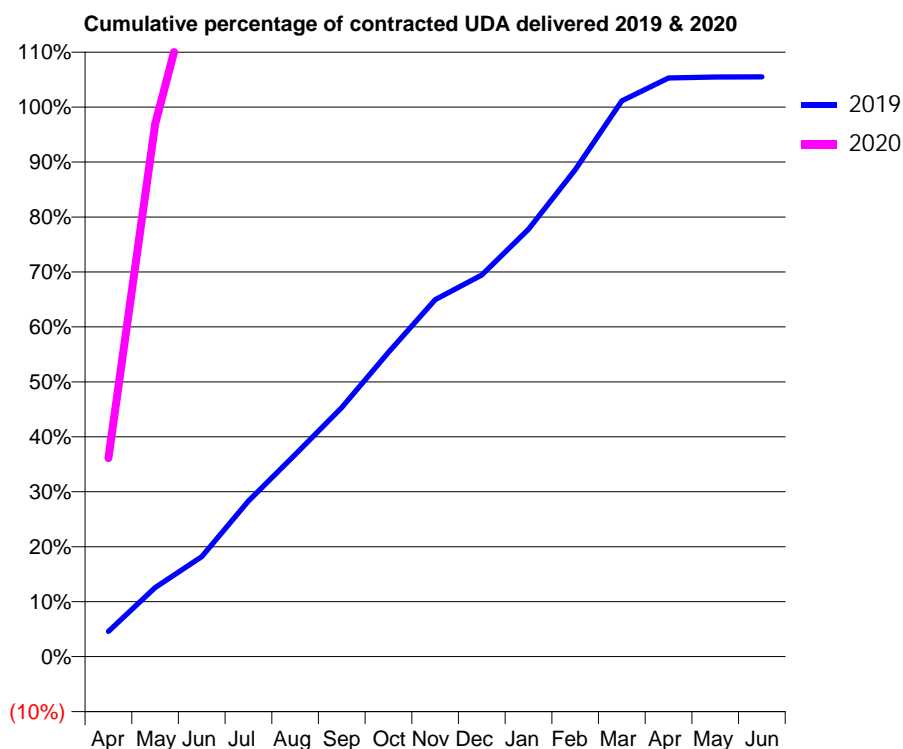
19/20 Contracted general activity (UDA)	1,354
Carry forward general activity (UDA)	0
19/20 Contracted orthodontic activity (UOA)	202
Carry forward orthodontic activity (UOA)	0
Baseline contract value	£48,895.62

ACCESS*

Patients seen in 24 months	Total	Change since previous quarter
Quarter ending June 2018	5,260	
Quarter ending September 2018	5,269	→
Quarter ending December 2018	5,383	↑
Quarter ending March 2019	5,505	↑
Quarter ending June 2019	4,818	↓
Variance since June 2018	(8.4%)	↓



ACTIVITY



Month	Adjusted Scheduled Activity (UDA)	
	2019	2020
April	746	489
May	2,042	1,312
June	2,957	1,747
July	4,604	
August	5,975	
September	7,362	
October	8,996	
November	10,551	
December	11,283	
January	12,635	
February	14,399	
March	16,431	
April	17,107	
May	17,135	
June	17,140	

QUALITY

	Quantity	Base Number	Contract	AT	Region	England
% of FP17s for the same patient ID Re-attending within 3 months - Children	19	281	6.8%	9.2%	10.6%	11.4%
% of FP17s for the same patient ID Re-attending within 3 months - Adults	92	998	9.2%	13.8%	15.2%	15.4%
% of FP17s for the same patient ID Re-attending between 3 & 9 months - Children	142	281	50.5%	62.6%	62.3%	59.8%
% of FP17s for the same patient ID Re-attending between 3 & 9 months - Adults	588	998	58.9%	53.4%	53.3%	52.1%
% of FP17s for Band 1 Urgent Courses	49	978	5.0%	10.1%	9.7%	9.2%
% of FP17s Relating to Free Repair or Replacements	7	978	0.7%	0.6%	0.6%	0.7%
% of FP17s Relating to Continuations	1	978	0.1%	0.9%	0.8%	0.8%
% of Patients satisfied with the dentistry they have received	2	2	N/A	93.2%	93.4%	93.4%
% of Patients satisfied with the time they had to wait for an appointment	2	2	N/A	85.6%	86.8%	87.6%

* This is based on patients treated on this contract for their most recent course of treatment. Figures in italics indicate the base number of FP17s or Patient Questionnaire responses are less than 100. N/A is shown where the base number of responses is less than 10 during the period. % is calculated as Quantity/Base number*100

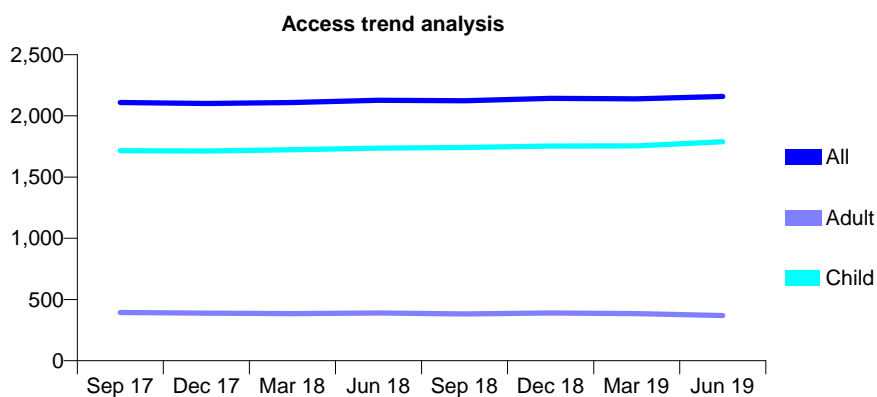
Q70 - Vital Signs At a Glance Contract Report for 171921/0001 - June 2019

Name or company name	Beauchamp House Dental Surgery
Contract type name	GDS Contract
Purpose of contract	General
Contract start date	01/04/2009
Contract end date	

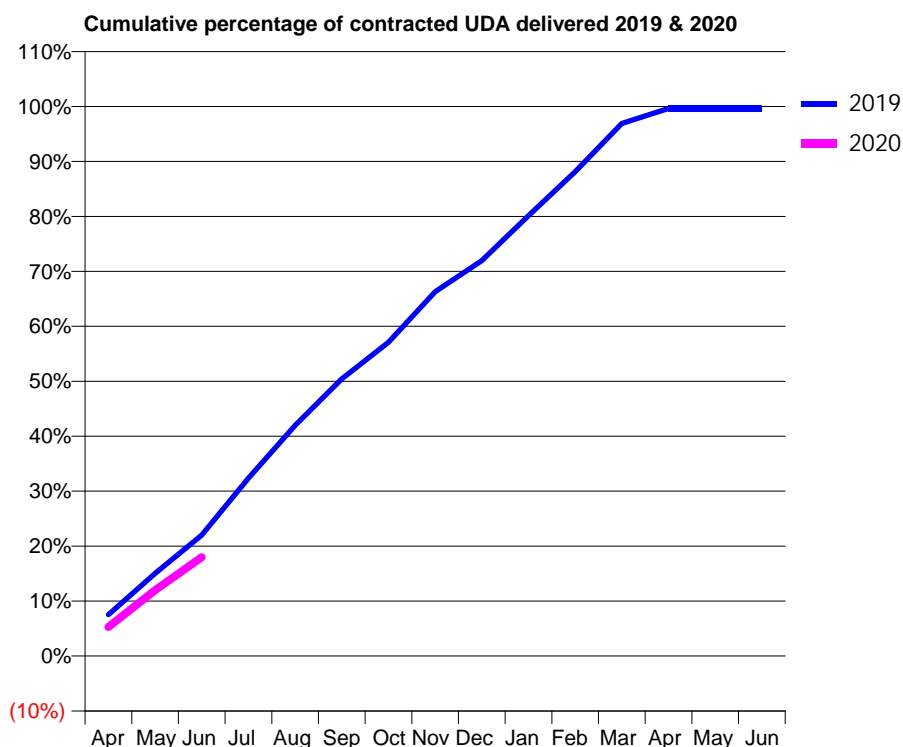
19/20 Contracted general activity (UDA)	5,000
Carry forward general activity (UDA)	0
19/20 Contracted orthodontic activity (UOA)	0
Carry forward orthodontic activity (UOA)	0
Baseline contract value	£158,597.86

ACCESS*

Patients seen in 24 months	Total	Change since previous quarter
Quarter ending June 2018	2,127	
Quarter ending September 2018	2,124	→
Quarter ending December 2018	2,143	→
Quarter ending March 2019	2,139	→
Quarter ending June 2019	2,158	→
Variance since June 2018	1.5%	→



ACTIVITY



Month	Adjusted Scheduled Activity (UDA)	
	2019	2020
April	377	265
May	751	598
June	1,100	899
July	1,619	
August	2,100	
September	2,522	
October	2,855	
November	3,315	
December	3,597	
January	4,006	
February	4,406	
March	4,846	
April	4,983	
May	4,983	
June	4,983	

QUALITY

	Quantity	Base Number	Contract	AT	Region	England
% of FP17s for the same patient ID Re-attending within 3 months - Children	49	685	7.2%	9.2%	10.6%	11.4%
% of FP17s for the same patient ID Re-attending within 3 months - Adults	10	70	14.3%	13.8%	15.2%	15.4%
% of FP17s for the same patient ID Re-attending between 3 & 9 months - Children	453	685	66.1%	62.6%	62.3%	59.8%
% of FP17s for the same patient ID Re-attending between 3 & 9 months - Adults	42	70	60.0%	53.4%	53.3%	52.1%
% of FP17s for Band 1 Urgent Courses	21	661	3.2%	10.1%	9.7%	9.2%
% of FP17s Relating to Free Repair or Replacements	0	661	0.0%	0.6%	0.6%	0.7%
% of FP17s Relating to Continuations	0	661	0.0%	0.9%	0.8%	0.8%
% of Patients satisfied with the dentistry they have received	1	1	N/A	93.2%	93.4%	93.4%
% of Patients satisfied with the time they had to wait for an appointment	1	1	N/A	85.6%	86.8%	87.6%

* This is based on patients treated on this contract for their most recent course of treatment. Figures in italics indicate the base number of FP17s or Patient Questionnaire responses are less than 100. N/A is shown where the base number of responses is less than 10 during the period. % is calculated as Quantity/Base number*100

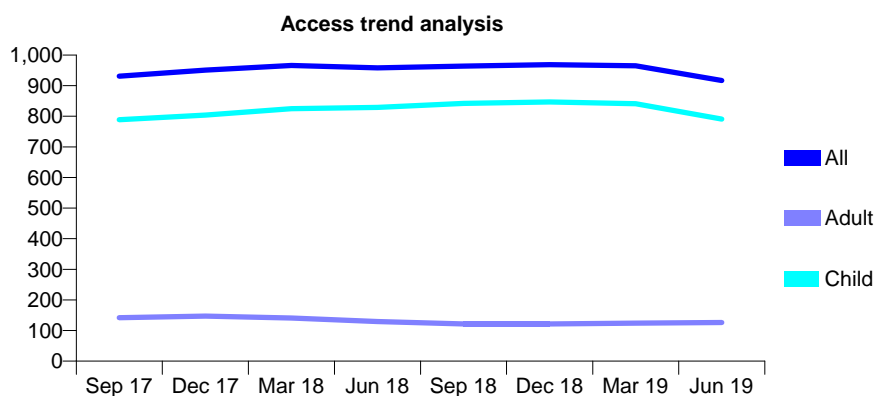
Q70 - Vital Signs At a Glance Contract Report for 173363/0001 - June 2019

Name or company name	MLL Portchester
Contract type name	GDS Contract
Purpose of contract	General
Contract start date	01/10/2009
Contract end date	

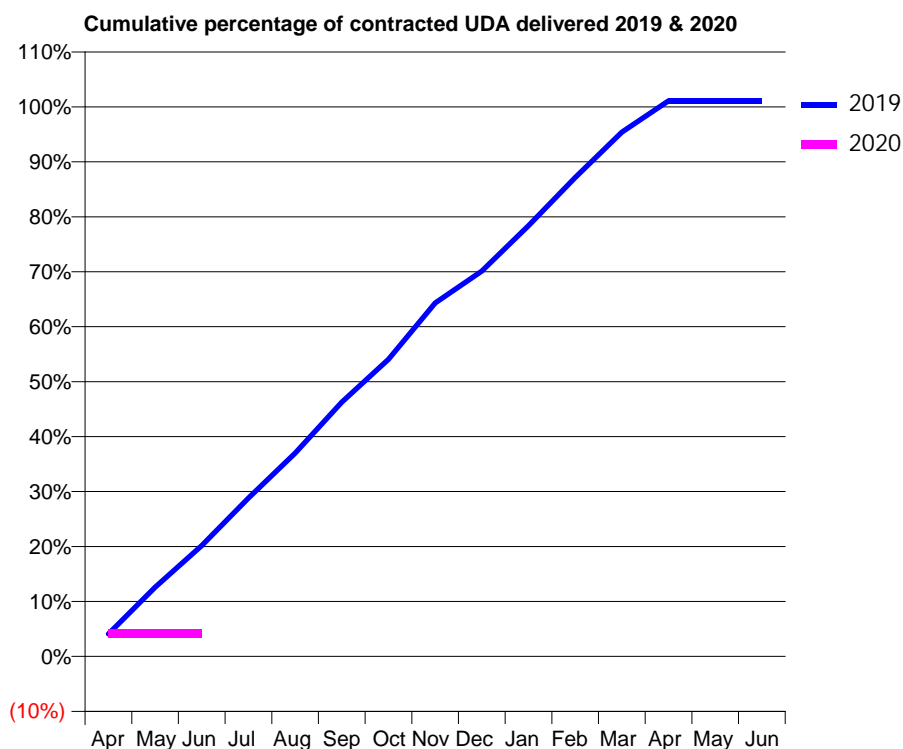
19/20 Contracted general activity (UDA)	1,430
Carry forward general activity (UDA)	0
19/20 Contracted orthodontic activity (UOA)	0
Carry forward orthodontic activity (UOA)	0
Baseline contract value	£37,503.76

ACCESS*

Patients seen in 24 months	Total	Change since previous quarter
Quarter ending June 2018	958	
Quarter ending September 2018	964	→
Quarter ending December 2018	969	→
Quarter ending March 2019	965	→
Quarter ending June 2019	917	↓
Variance since June 2018	(4.3%)	↓



ACTIVITY



Month	2019	2020
April	58	59
May	180	59
June	289	59
July	412	
August	529	
September	662	
October	773	
November	920	
December	1,003	
January	1,121	
February	1,246	
March	1,364	
April	1,446	
May	1,446	
June	1,446	

QUALITY

	Quantity	Base Number	Contract	AT	Region	England
% of FP17s for the same patient ID Re-attending within 3 months - Children	6	90	6.7%	9.2%	10.6%	11.4%
% of FP17s for the same patient ID Re-attending within 3 months - Adults	1	11	9.1%	13.8%	15.2%	15.4%
% of FP17s for the same patient ID Re-attending between 3 & 9 months - Children	33	90	36.7%	62.6%	62.3%	59.8%
% of FP17s for the same patient ID Re-attending between 3 & 9 months - Adults	4	11	36.4%	53.4%	53.3%	52.1%
% of FP17s for Band 1 Urgent Courses	2	43	4.7%	10.1%	9.7%	9.2%
% of FP17s Relating to Free Repair or Replacements	0	43	0.0%	0.6%	0.6%	0.7%
% of FP17s Relating to Continuations	0	43	0.0%	0.9%	0.8%	0.8%
% of Patients satisfied with the dentistry they have received	1	1	N/A	93.2%	93.4%	93.4%
% of Patients satisfied with the time they had to wait for an appointment	1	1	N/A	85.6%	86.8%	87.6%

* This is based on patients treated on this contract for their most recent course of treatment. Figures in italics indicate the base number of FP17s or Patient Questionnaire responses are less than 100. N/A is shown where the base number of responses is less than 10 during the period. % is calculated as Quantity/Base number*100

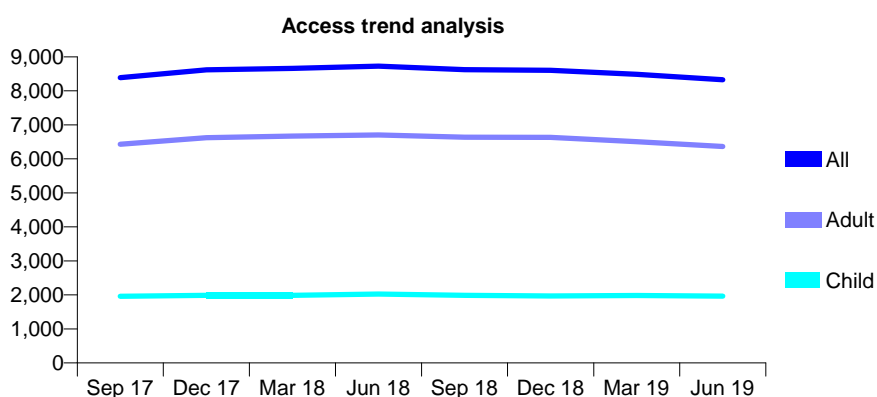
Q70 - Vital Signs At a Glance Contract Report for 175226/0001 - June 2019

Name or company name	S Cowley, R Ingham and J Angelo
Contract type name	GDS Contract
Purpose of contract	General
Contract start date	01/04/2009
Contract end date	

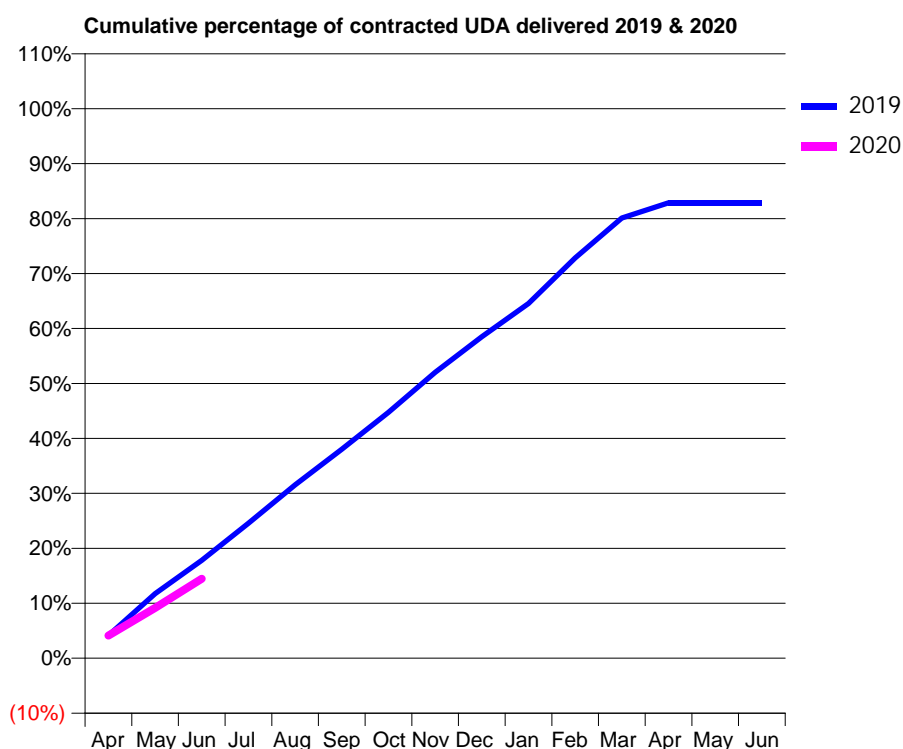
19/20 Contracted general activity (UDA)	26,029
Carry forward general activity (UDA)	0
19/20 Contracted orthodontic activity (UOA)	0
Carry forward orthodontic activity (UOA)	0
Baseline contract value	£789,632.60

ACCESS*

Patients seen in 24 months	Total	Change since previous quarter
Quarter ending June 2018	8,727	
Quarter ending September 2018	8,625	↓
Quarter ending December 2018	8,606	→
Quarter ending March 2019	8,488	↓
Quarter ending June 2019	8,328	↓
Variance since June 2018	(4.6%)	↓



ACTIVITY



Month	2019	2020
April	1,084	1,080
May	3,059	2,387
June	4,632	3,770
July	6,394	
August	8,216	
September	9,892	
October	11,648	
November	13,544	
December	15,224	
January	16,799	
February	18,960	
March	20,848	
April	21,566	
May	21,565	
June	21,565	

QUALITY

	Quantity	Base Number	Contract	AT	Region	England
% of FP17s for the same patient ID Re-attending within 3 months - Children	31	626	5.0%	9.2%	10.6%	11.4%
% of FP17s for the same patient ID Re-attending within 3 months - Adults	250	1,826	13.7%	13.8%	15.2%	15.4%
% of FP17s for the same patient ID Re-attending between 3 & 9 months - Children	387	626	61.8%	62.6%	62.3%	59.8%
% of FP17s for the same patient ID Re-attending between 3 & 9 months - Adults	1,057	1,826	57.9%	53.4%	53.3%	52.1%
% of FP17s for Band 1 Urgent Courses	157	2,085	7.5%	10.1%	9.7%	9.2%
% of FP17s Relating to Free Repair or Replacements	16	2,085	0.8%	0.6%	0.6%	0.7%
% of FP17s Relating to Continuations	41	2,085	2.0%	0.9%	0.8%	0.8%
% of Patients satisfied with the dentistry they have received	2	2	N/A	93.2%	93.4%	93.4%
% of Patients satisfied with the time they had to wait for an appointment	2	2	N/A	85.6%	86.8%	87.6%

* This is based on patients treated on this contract for their most recent course of treatment.

Figures in italics indicate the base number of FP17s or Patient Questionnaire responses are less than 100. N/A is shown where the base number of responses is less than 10 during the period. % is calculated as Quantity/Base number*100

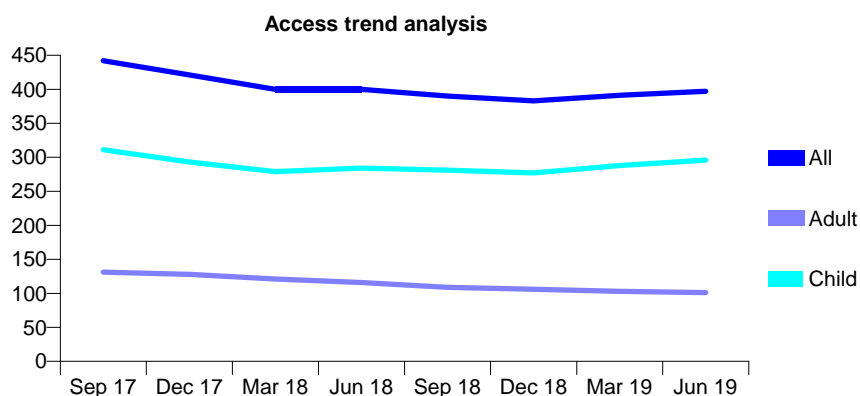
Q70 - Vital Signs At a Glance Contract Report for 177148/0001 - June 2019

Name or company name	Miss S K Dau
Contract type name	GDS Contract
Purpose of contract	General
Contract start date	01/02/2014
Contract end date	

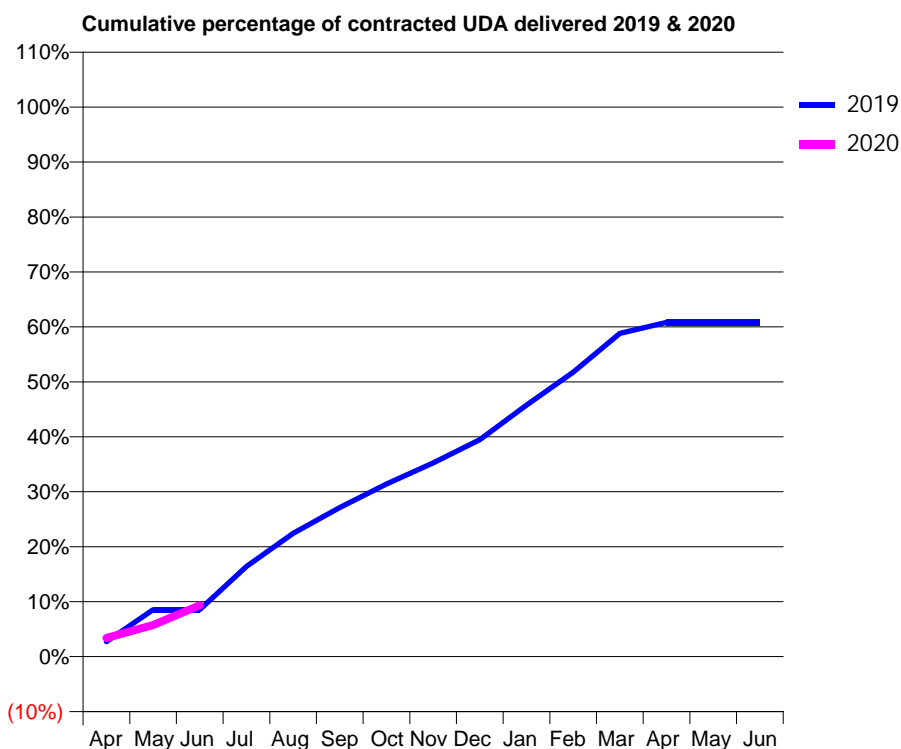
19/20 Contracted general activity (UDA)	1,500
Carry forward general activity (UDA)	0
19/20 Contracted orthodontic activity (UOA)	0
Carry forward orthodontic activity (UOA)	0
Baseline contract value	£36,503.92

ACCESS*

Patients seen in 24 months	Total	Change since previous quarter
Quarter ending June 2018	400	
Quarter ending September 2018	390	↓
Quarter ending December 2018	383	↓
Quarter ending March 2019	391	↑
Quarter ending June 2019	397	→
Variance since June 2018	(0.8%)	→



ACTIVITY



Month	Adjusted Scheduled Activity (UDA)	
	2019	2020
April	41	51
May	128	87
June	128	140
July	246	
August	337	
September	407	
October	471	
November	529	
December	592	
January	687	
February	777	
March	882	
April	912	
May	912	
June	912	

QUALITY

	Quantity	Base Number	Contract	AT	Region	England
% of FP17s for the same patient ID Re-attending within 3 months - Children	4	105	3.8%	9.2%	10.6%	11.4%
% of FP17s for the same patient ID Re-attending within 3 months - Adults	0	22	0.0%	13.8%	15.2%	15.4%
% of FP17s for the same patient ID Re-attending between 3 & 9 months - Children	72	105	68.6%	62.6%	62.3%	59.8%
% of FP17s for the same patient ID Re-attending between 3 & 9 months - Adults	12	22	54.5%	53.4%	53.3%	52.1%
% of FP17s for Band 1 Urgent Courses	4	97	4.1%	10.1%	9.7%	9.2%
% of FP17s Relating to Free Repair or Replacements	0	97	0.0%	0.6%	0.6%	0.7%
% of FP17s Relating to Continuations	0	97	0.0%	0.9%	0.8%	0.8%
% of Patients satisfied with the dentistry they have received	0	0	N/A	93.2%	93.4%	93.4%
% of Patients satisfied with the time they had to wait for an appointment	0	0	N/A	85.6%	86.8%	87.6%

* This is based on patients treated on this contract for their most recent course of treatment. Figures in italics indicate the base number of FP17s or Patient Questionnaire responses are less than 100. N/A is shown where the base number of responses is less than 10 during the period. % is calculated as Quantity/Base number*100

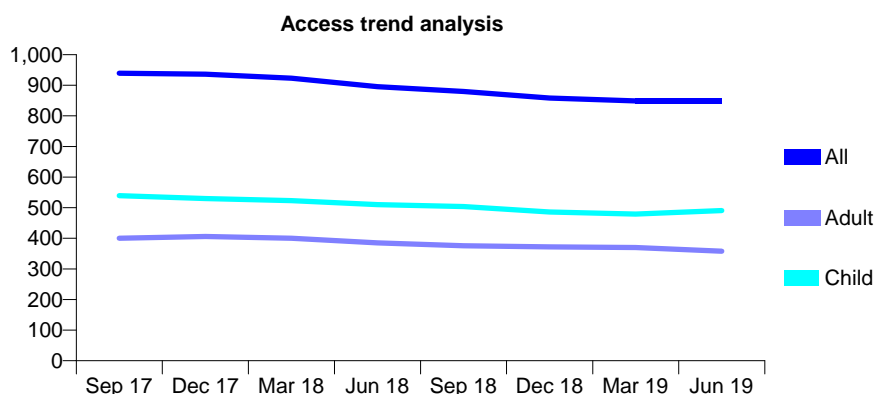
Q70 - Vital Signs At a Glance Contract Report for 177571/0001 - June 2019

Name or company name	Mr M Dellafera
Contract type name	GDS Contract
Purpose of contract	General
Contract start date	01/07/2008
Contract end date	

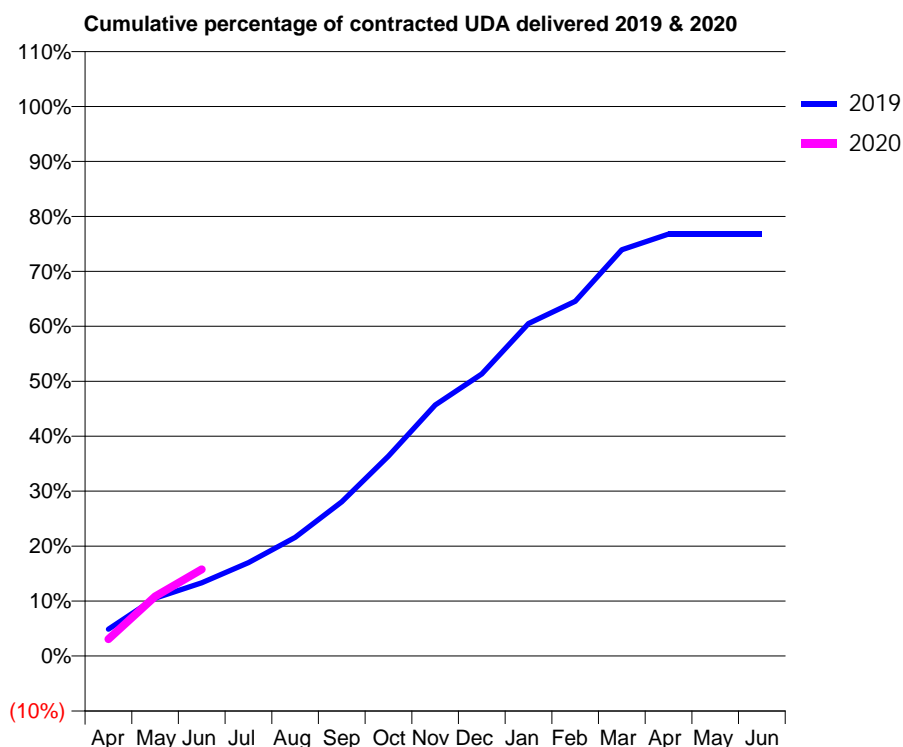
19/20 Contracted general activity (UDA)	1,950
Carry forward general activity (UDA)	0
19/20 Contracted orthodontic activity (UOA)	0
Carry forward orthodontic activity (UOA)	0
Baseline contract value	£45,368.75

ACCESS*

Patients seen in 24 months	Total	Change since previous quarter
Quarter ending June 2018	895	
Quarter ending September 2018	880	↓
Quarter ending December 2018	858	↓
Quarter ending March 2019	849	↓
Quarter ending June 2019	849	→
Variance since June 2018	(5.1%)	↓



ACTIVITY



Month	Adjusted Scheduled Activity (UDA)	
	2019	2020
April	95	60
May	206	212
June	260	308
July	332	
August	421	
September	547	
October	710	
November	891	
December	1,001	
January	1,180	
February	1,259	
March	1,441	
April	1,497	
May	1,497	
June	1,497	

QUALITY

	Quantity	Base Number	Contract	AT	Region	England
% of FP17s for the same patient ID Re-attending within 3 months - Children	13	183	7.1%	9.2%	10.6%	11.4%
% of FP17s for the same patient ID Re-attending within 3 months - Adults	13	102	12.7%	13.8%	15.2%	15.4%
% of FP17s for the same patient ID Re-attending between 3 & 9 months - Children	109	183	59.6%	62.6%	62.3%	59.8%
% of FP17s for the same patient ID Re-attending between 3 & 9 months - Adults	52	102	51.0%	53.4%	53.3%	52.1%
% of FP17s for Band 1 Urgent Courses	5	230	2.2%	10.1%	9.7%	9.2%
% of FP17s Relating to Free Repair or Replacements	0	230	0.0%	0.6%	0.6%	0.7%
% of FP17s Relating to Continuations	6	230	2.6%	0.9%	0.8%	0.8%
% of Patients satisfied with the dentistry they have received	0	0	N/A	93.2%	93.4%	93.4%
% of Patients satisfied with the time they had to wait for an appointment	0	0	N/A	85.6%	86.8%	87.6%

* This is based on patients treated on this contract for their most recent course of treatment. Figures in italics indicate the base number of FP17s or Patient Questionnaire responses are less than 100. N/A is shown where the base number of responses is less than 10 during the period. % is calculated as Quantity/Base number*100

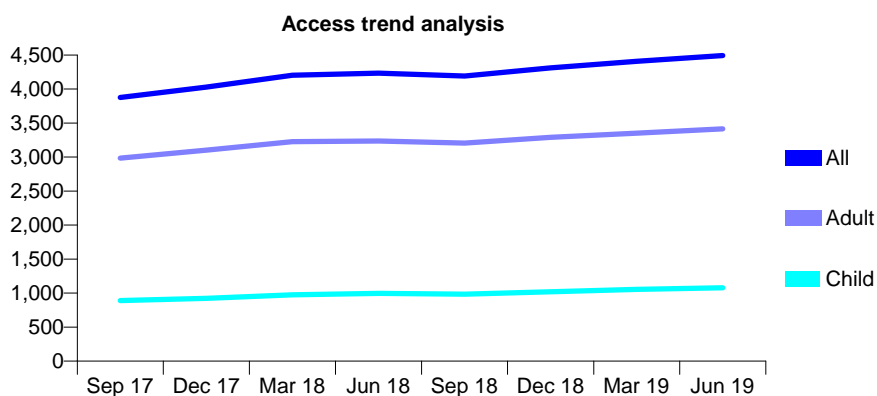
Q70 - Vital Signs At a Glance Contract Report for 179418/0001 - June 2019

Name or company name	Moonlight Dental Surgeries Ltd
Contract type name	GDS Contract
Purpose of contract	General
Contract start date	01/10/2008
Contract end date	

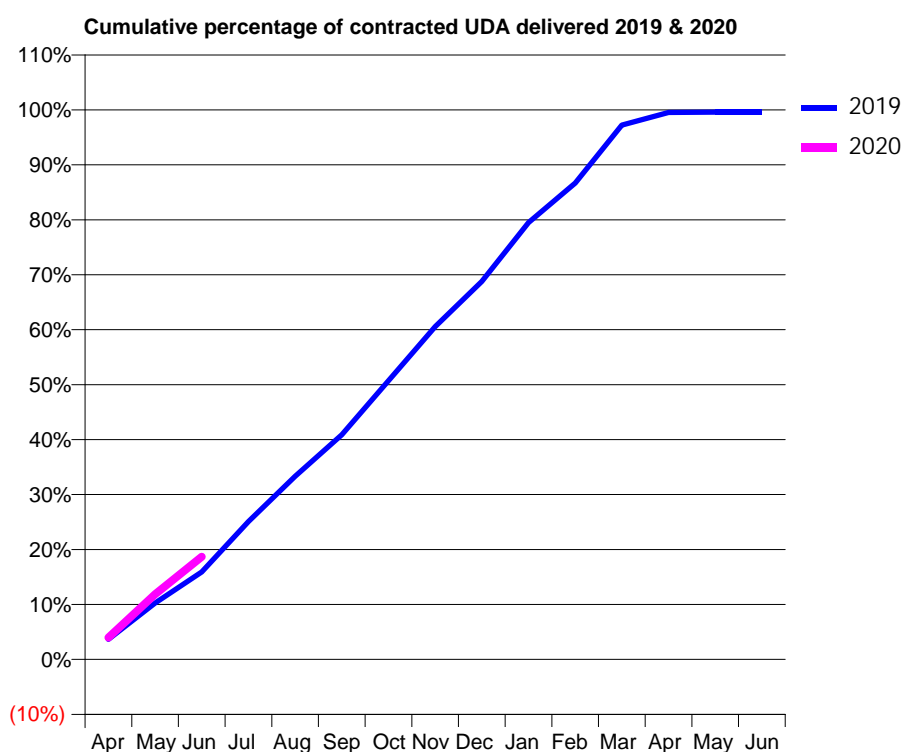
19/20 Contracted general activity (UDA)	14,000
Carry forward general activity (UDA)	0
19/20 Contracted orthodontic activity (UOA)	0
Carry forward orthodontic activity (UOA)	0
Baseline contract value	£358,205.80

ACCESS*

Patients seen in 24 months	Total	Change since previous quarter
Quarter ending June 2018	4,234	
Quarter ending September 2018	4,192	→
Quarter ending December 2018	4,312	↑
Quarter ending March 2019	4,408	↑
Quarter ending June 2019	4,494	→
Variance since June 2018	6.1%	↑



ACTIVITY



Month	2019	2020
April	475	559
May	1,335	1,664
June	2,069	2,615
July	3,259	
August	4,333	
September	5,316	
October	6,596	
November	7,874	
December	8,940	
January	10,335	
February	11,267	
March	12,640	
April	12,939	
May	12,945	
June	12,945	

QUALITY

	Quantity	Base Number	Contract	AT	Region	England
% of FP17s for the same patient ID Re-attending within 3 months - Children	15	410	3.7%	9.2%	10.6%	11.4%
% of FP17s for the same patient ID Re-attending within 3 months - Adults	125	1,140	11.0%	13.8%	15.2%	15.4%
% of FP17s for the same patient ID Re-attending between 3 & 9 months - Children	261	410	63.7%	62.6%	62.3%	59.8%
% of FP17s for the same patient ID Re-attending between 3 & 9 months - Adults	705	1,140	61.8%	53.4%	53.3%	52.1%
% of FP17s for Band 1 Urgent Courses	108	1,408	7.7%	10.1%	9.7%	9.2%
% of FP17s Relating to Free Repair or Replacements	4	1,408	0.3%	0.6%	0.6%	0.7%
% of FP17s Relating to Continuations	2	1,408	0.1%	0.9%	0.8%	0.8%
% of Patients satisfied with the dentistry they have received	3	3	N/A	93.2%	93.4%	93.4%
% of Patients satisfied with the time they had to wait for an appointment	3	3	N/A	85.6%	86.8%	87.6%

* This is based on patients treated on this contract for their most recent course of treatment. Figures in italics indicate the base number of FP17s or Patient Questionnaire responses are less than 100. N/A is shown where the base number of responses is less than 10 during the period. % is calculated as Quantity/Base number*100

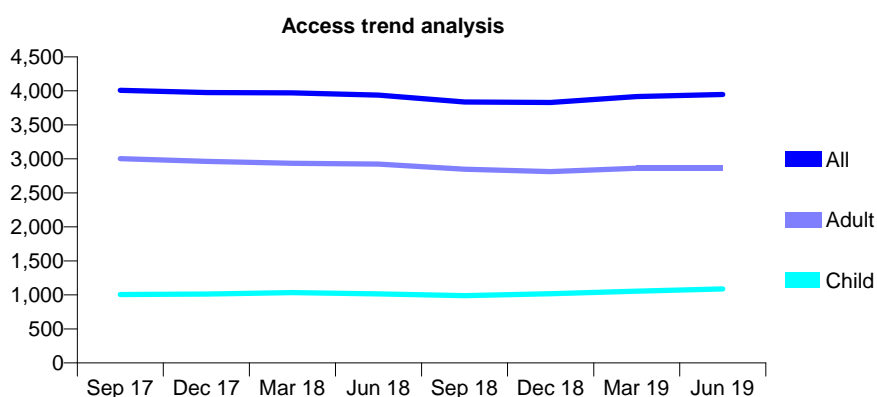
Q70 - Vital Signs At a Glance Contract Report for 179981/0001 - June 2019

Name or company name	Tolpuddle Dental Practice Ltd
Contract type name	GDS Contract
Purpose of contract	General
Contract start date	06/04/2007
Contract end date	

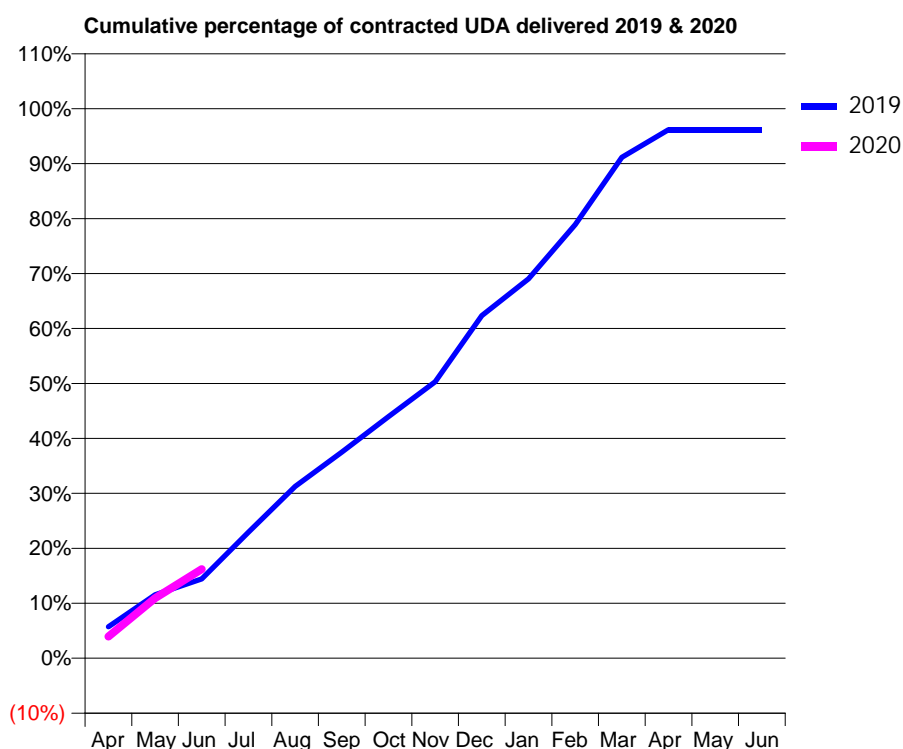
19/20 Contracted general activity (UDA)	13,500
Carry forward general activity (UDA)	0
19/20 Contracted orthodontic activity (UOA)	0
Carry forward orthodontic activity (UOA)	0
Baseline contract value	£350,597.43

ACCESS*

Patients seen in 24 months	Total	Change since previous quarter
Quarter ending June 2018	3,939	
Quarter ending September 2018	3,837	↓
Quarter ending December 2018	3,830	→
Quarter ending March 2019	3,917	↑
Quarter ending June 2019	3,948	→
Variance since June 2018	0.2%	→



ACTIVITY



Month	2019	2020
April	771	531
May	1,560	1,475
June	1,947	2,191
July	3,096	
August	4,220	
September	5,063	
October	5,934	
November	6,792	
December	8,414	
January	9,318	
February	10,653	
March	12,303	
April	12,985	
May	12,985	
June	12,985	

QUALITY

	Quantity	Base Number	Contract	AT	Region	England
% of FP17s for the same patient ID Re-attending within 3 months - Children	33	410	8.0%	9.2%	10.6%	11.4%
% of FP17s for the same patient ID Re-attending within 3 months - Adults	111	958	11.6%	13.8%	15.2%	15.4%
% of FP17s for the same patient ID Re-attending between 3 & 9 months - Children	270	410	65.9%	62.6%	62.3%	59.8%
% of FP17s for the same patient ID Re-attending between 3 & 9 months - Adults	650	958	67.8%	53.4%	53.3%	52.1%
% of FP17s for Band 1 Urgent Courses	71	1,146	6.2%	10.1%	9.7%	9.2%
% of FP17s Relating to Free Repair or Replacements	12	1,146	1.0%	0.6%	0.6%	0.7%
% of FP17s Relating to Continuations	4	1,146	0.3%	0.9%	0.8%	0.8%
% of Patients satisfied with the dentistry they have received	0	0	N/A	93.2%	93.4%	93.4%
% of Patients satisfied with the time they had to wait for an appointment	0	0	N/A	85.6%	86.8%	87.6%

* This is based on patients treated on this contract for their most recent course of treatment.

Figures in italics indicate the base number of FP17s or Patient Questionnaire responses are less than 100. N/A is shown where the base number of responses is less than 10 during the period. % is calculated as Quantity/Base number*100

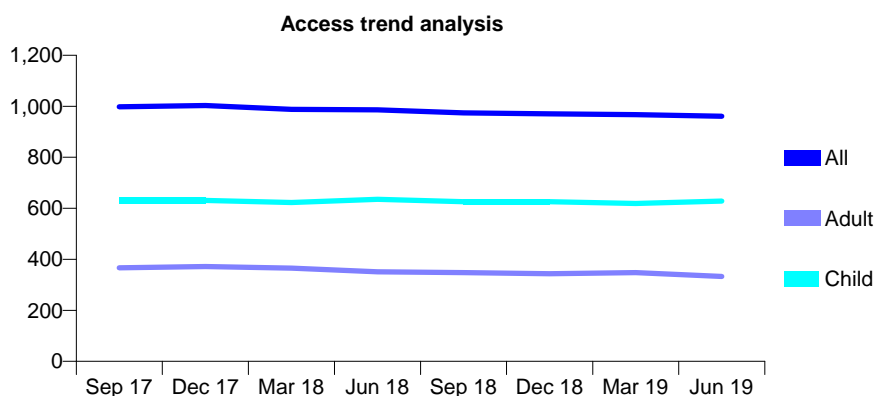
Q70 - Vital Signs At a Glance Contract Report for 180211/0001 - June 2019

Name or company name	Mr R Morgan
Contract type name	GDS Contract
Purpose of contract	General
Contract start date	01/04/2006
Contract end date	

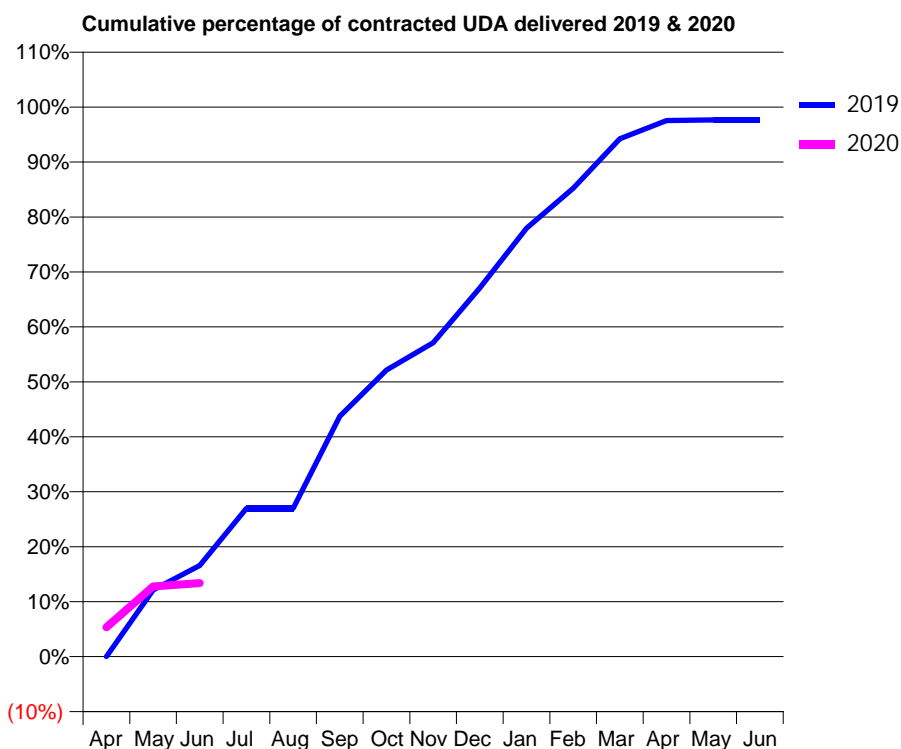
19/20 Contracted general activity (UDA)	2,150
Carry forward general activity (UDA)	0
19/20 Contracted orthodontic activity (UOA)	0
Carry forward orthodontic activity (UOA)	0
Baseline contract value	£49,371.52

ACCESS*

Patients seen in 24 months	Total	Change since previous quarter
Quarter ending June 2018	986	
Quarter ending September 2018	974	↓
Quarter ending December 2018	970	→
Quarter ending March 2019	967	→
Quarter ending June 2019	961	→
Variance since June 2018	(2.5%)	↓



ACTIVITY



Month	Adjusted Scheduled Activity (UDA)	
	2019	2020
April	0	115
May	261	275
June	356	288
July	580	
August	580	
September	940	
October	1,121	
November	1,228	
December	1,443	
January	1,675	
February	1,832	
March	2,026	
April	2,097	
May	2,100	
June	2,100	

QUALITY

	Quantity	Base Number	Contract	AT	Region	England
% of FP17s for the same patient ID Re-attending within 3 months - Children	9	200	4.5%	9.2%	10.6%	11.4%
% of FP17s for the same patient ID Re-attending within 3 months - Adults	7	56	12.5%	13.8%	15.2%	15.4%
% of FP17s for the same patient ID Re-attending between 3 & 9 months - Children	145	200	72.5%	62.6%	62.3%	59.8%
% of FP17s for the same patient ID Re-attending between 3 & 9 months - Adults	35	56	62.5%	53.4%	53.3%	52.1%
% of FP17s for Band 1 Urgent Courses	4	209	1.9%	10.1%	9.7%	9.2%
% of FP17s Relating to Free Repair or Replacements	0	209	0.0%	0.6%	0.6%	0.7%
% of FP17s Relating to Continuations	0	209	0.0%	0.9%	0.8%	0.8%
% of Patients satisfied with the dentistry they have received	2	2	N/A	93.2%	93.4%	93.4%
% of Patients satisfied with the time they had to wait for an appointment	2	2	N/A	85.6%	86.8%	87.6%

* This is based on patients treated on this contract for their most recent course of treatment. Figures in italics indicate the base number of FP17s or Patient Questionnaire responses are less than 100. N/A is shown where the base number of responses is less than 10 during the period. % is calculated as Quantity/Base number*100

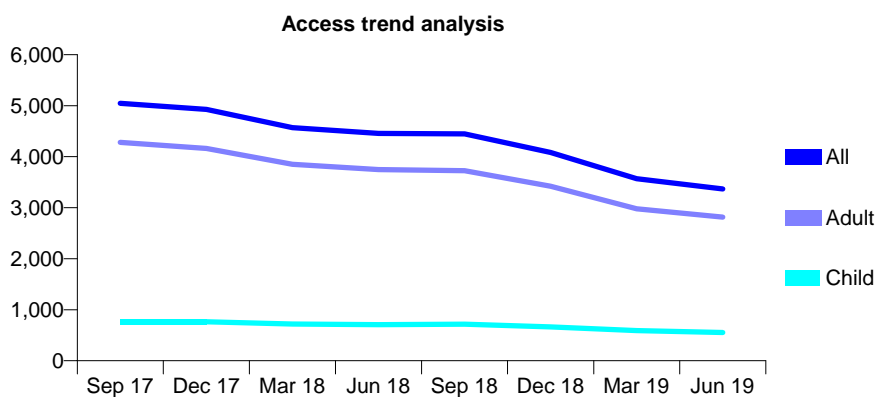
Q70 - Vital Signs At a Glance Contract Report for 180548/0001 - June 2019

Name or company name	West Hill Dental Clinic Ltd
Contract type name	GDS Contract
Purpose of contract	General
Contract start date	01/10/2008
Contract end date	31/07/2019

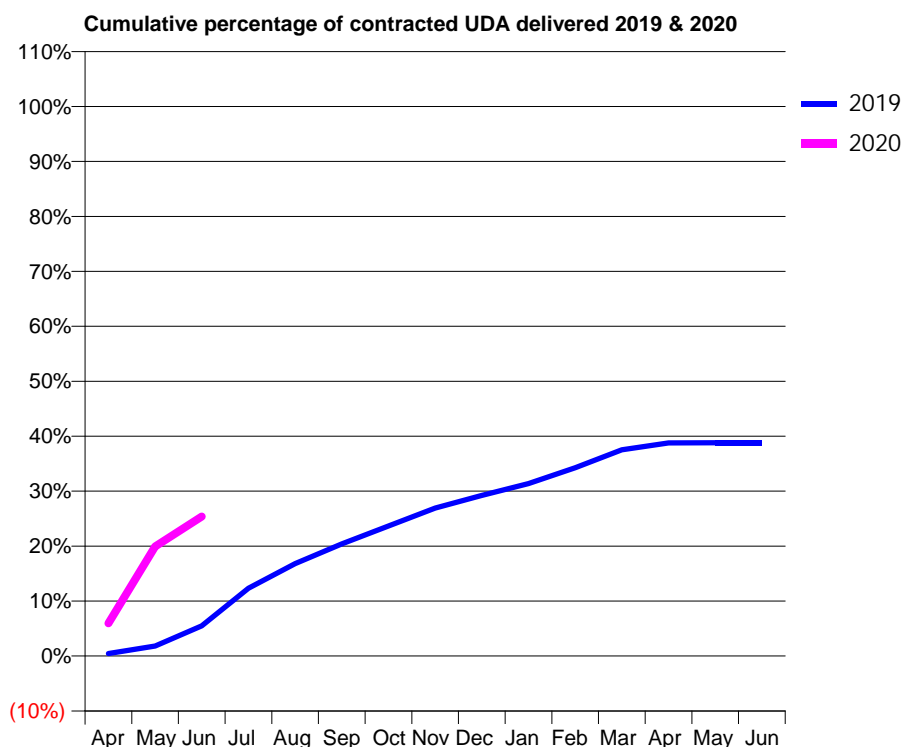
19/20 Contracted general activity (UDA)	7,250
Carry forward general activity (UDA)	0
19/20 Contracted orthodontic activity (UOA)	0
Carry forward orthodontic activity (UOA)	0
Baseline contract value	£167,408.47

ACCESS*

Patients seen in 24 months	Total	Change since previous quarter
Quarter ending June 2018	4,455	
Quarter ending September 2018	4,445	→
Quarter ending December 2018	4,083	↓
Quarter ending March 2019	3,570	↓
Quarter ending June 2019	3,369	↓
Variance since June 2018	(24.4%)	↓



ACTIVITY



Month	Adjusted Scheduled Activity (UDA)	
	2019	2020
April	97	433
May	399	1,445
June	1,196	1,839
July	2,685	
August	3,662	
September	4,435	
October	5,150	
November	5,854	
December	6,360	
January	6,825	
February	7,457	
March	8,162	
April	8,437	
May	8,443	
June	8,445	

QUALITY

	Quantity	Base Number	Contract	AT	Region	England
% of FP17s for the same patient ID Re-attending within 3 months - Children	7	164	4.3%	9.2%	10.6%	11.4%
% of FP17s for the same patient ID Re-attending within 3 months - Adults	93	756	12.3%	13.8%	15.2%	15.4%
% of FP17s for the same patient ID Re-attending between 3 & 9 months - Children	69	164	42.1%	62.6%	62.3%	59.8%
% of FP17s for the same patient ID Re-attending between 3 & 9 months - Adults	276	756	36.5%	53.4%	53.3%	52.1%
% of FP17s for Band 1 Urgent Courses	136	794	17.1%	10.1%	9.7%	9.2%
% of FP17s Relating to Free Repair or Replacements	3	794	0.4%	0.6%	0.6%	0.7%
% of FP17s Relating to Continuations	5	794	0.6%	0.9%	0.8%	0.8%
% of Patients satisfied with the dentistry they have received	1	1	N/A	93.2%	93.4%	93.4%
% of Patients satisfied with the time they had to wait for an appointment	1	1	N/A	85.6%	86.8%	87.6%

* This is based on patients treated on this contract for their most recent course of treatment. Figures in italics indicate the base number of FP17s or Patient Questionnaire responses are less than 100. N/A is shown where the base number of responses is less than 10 during the period. % is calculated as Quantity/Base number*100

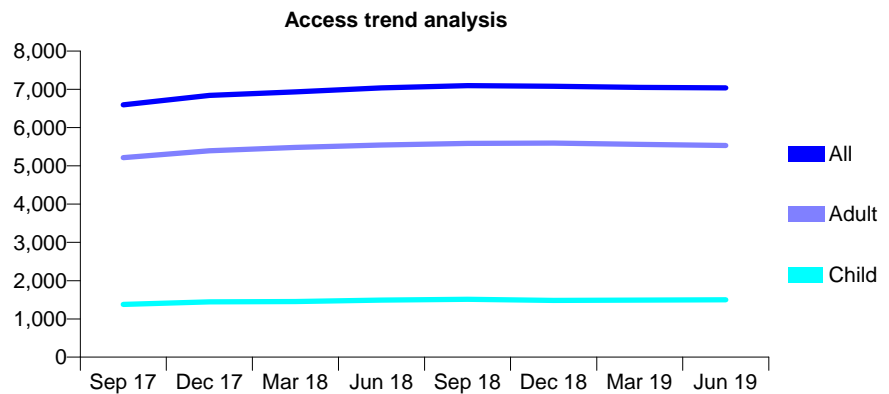
Q70 - Vital Signs At a Glance Contract Report for 181145/0001 - June 2019

Name or company name	Adelstone Dental Care Ltd
Contract type name	GDS Contract
Purpose of contract	General
Contract start date	01/04/2008
Contract end date	

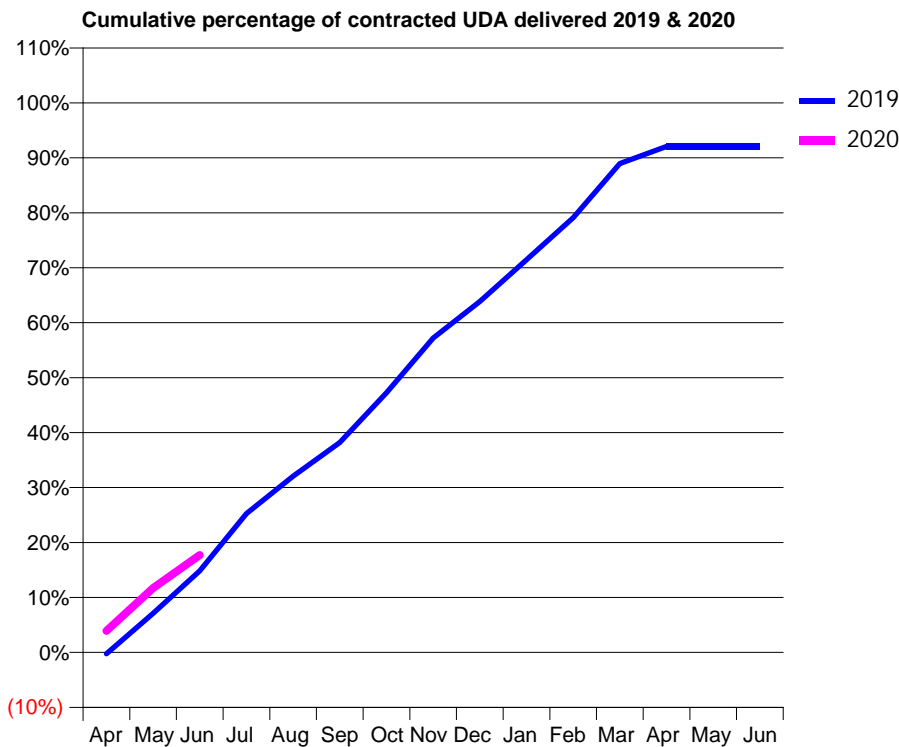
19/20 Contracted general activity (UDA)	19,600
Carry forward general activity (UDA)	0
19/20 Contracted orthodontic activity (UOA)	0
Carry forward orthodontic activity (UOA)	0
Baseline contract value	£566,364.37

ACCESS*

Patients seen in 24 months	Total	Change since previous quarter
Quarter ending June 2018	7,035	
Quarter ending September 2018	7,097	→
Quarter ending December 2018	7,080	→
Quarter ending March 2019	7,051	→
Quarter ending June 2019	7,037	→
Variance since June 2018	0.0%	→



ACTIVITY



Month	Adjusted Scheduled Activity (UDA)	
	2019	2020
April	-48	768
May	1,394	2,298
June	2,910	3,477
July	4,952	
August	6,283	
September	7,489	
October	9,265	
November	11,215	
December	12,514	
January	14,007	
February	15,507	
March	17,435	
April	18,047	
May	18,047	
June	18,047	

QUALITY

	Quantity	Base Number	Contract	AT	Region	England
% of FP17s for the same patient ID Re-attending within 3 months - Children	20	517	3.9%	9.2%	10.6%	11.4%
% of FP17s for the same patient ID Re-attending within 3 months - Adults	178	1,684	10.6%	13.8%	15.2%	15.4%
% of FP17s for the same patient ID Re-attending between 3 & 9 months - Children	300	517	58.0%	62.6%	62.3%	59.8%
% of FP17s for the same patient ID Re-attending between 3 & 9 months - Adults	947	1,684	56.2%	53.4%	53.3%	52.1%
% of FP17s for Band 1 Urgent Courses	78	1,892	4.1%	10.1%	9.7%	9.2%
% of FP17s Relating to Free Repair or Replacements	11	1,892	0.6%	0.6%	0.6%	0.7%
% of FP17s Relating to Continuations	26	1,892	1.4%	0.9%	0.8%	0.8%
% of Patients satisfied with the dentistry they have received	5	5	N/A	93.2%	93.4%	93.4%
% of Patients satisfied with the time they had to wait for an appointment	4	5	N/A	85.6%	86.8%	87.6%

* This is based on patients treated on this contract for their most recent course of treatment. Figures in italics indicate the base number of FP17s or Patient Questionnaire responses are less than 100. N/A is shown where the base number of responses is less than 10 during the period. % is calculated as Quantity/Base number*100

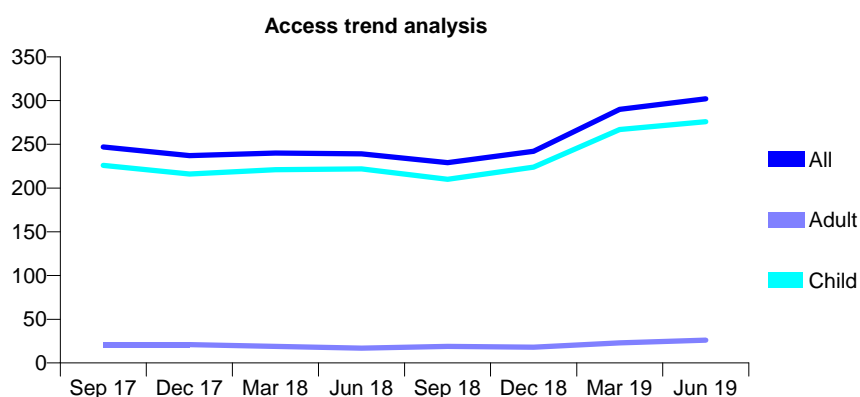
Q70 - Vital Signs At a Glance Contract Report for 182400/0001 - June 2019

Name or company name	MIELIE LTD
Contract type name	GDS Contract
Purpose of contract	General
Contract start date	01/02/2008
Contract end date	

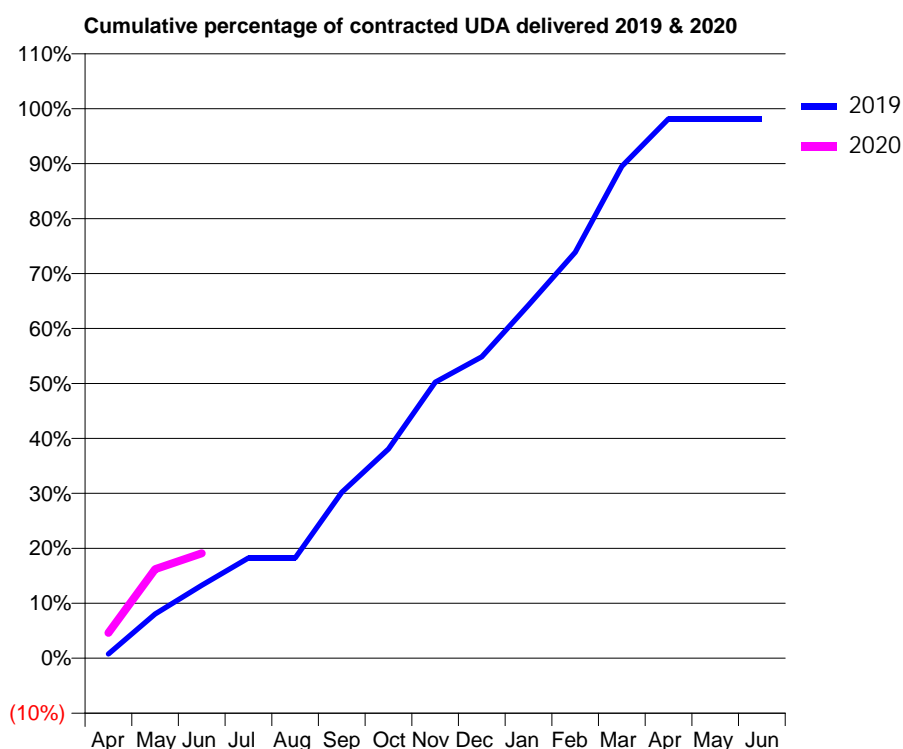
19/20 Contracted general activity (UDA)	520
Carry forward general activity (UDA)	0
19/20 Contracted orthodontic activity (UOA)	0
Carry forward orthodontic activity (UOA)	0
Baseline contract value	£12,966.08

ACCESS*

Patients seen in 24 months	Total	Change since previous quarter
Quarter ending June 2018	239	
Quarter ending September 2018	229	↓
Quarter ending December 2018	242	↑
Quarter ending March 2019	290	↑
Quarter ending June 2019	302	↑
Variance since June 2018	26.4%	↑



ACTIVITY



Month	2019	2020
April	4	24
May	42	84
June	69	99
July	95	
August	95	
September	157	
October	198	
November	261	
December	285	
January	334	
February	384	
March	465	
April	510	
May	510	
June	510	

QUALITY

	Quantity	Base Number	Contract	AT	Region	England
% of FP17s for the same patient ID Re-attending within 3 months - Children	6	93	6.5%	9.2%	10.6%	11.4%
% of FP17s for the same patient ID Re-attending within 3 months - Adults	0	3	0.0%	13.8%	15.2%	15.4%
% of FP17s for the same patient ID Re-attending between 3 & 9 months - Children	49	93	52.7%	62.6%	62.3%	59.8%
% of FP17s for the same patient ID Re-attending between 3 & 9 months - Adults	2	3	66.7%	53.4%	53.3%	52.1%
% of FP17s for Band 1 Urgent Courses	1	67	1.5%	10.1%	9.7%	9.2%
% of FP17s Relating to Free Repair or Replacements	0	67	0.0%	0.6%	0.6%	0.7%
% of FP17s Relating to Continuations	0	67	0.0%	0.9%	0.8%	0.8%
% of Patients satisfied with the dentistry they have received	0	0	N/A	93.2%	93.4%	93.4%
% of Patients satisfied with the time they had to wait for an appointment	0	0	N/A	85.6%	86.8%	87.6%

* This is based on patients treated on this contract for their most recent course of treatment.

Figures in italics indicate the base number of FP17s or Patient Questionnaire responses are less than 100. N/A is shown where the base number of responses is less than 10 during the period. % is calculated as Quantity/Base number*100

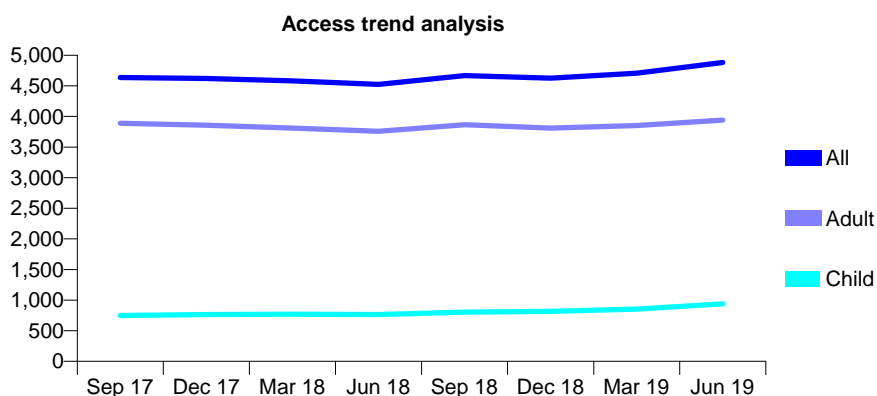
Q70 - Vital Signs At a Glance Contract Report for 183016/0001 - June 2019

Name or company name	The Dental Care Centre Partnership
Contract type name	GDS Contract
Purpose of contract	General
Contract start date	01/11/2013
Contract end date	

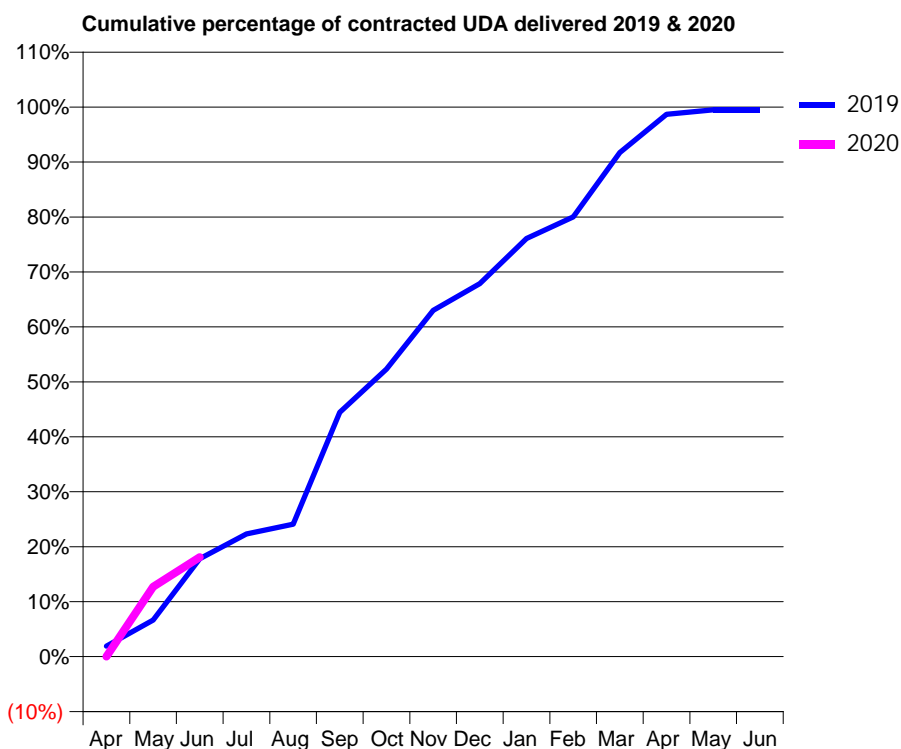
19/20 Contracted general activity (UDA)	15,102
Carry forward general activity (UDA)	0
19/20 Contracted orthodontic activity (UOA)	0
Carry forward orthodontic activity (UOA)	0
Baseline contract value	£363,513.96

ACCESS*

Patients seen in 24 months	Total	Change since previous quarter
Quarter ending June 2018	4,524	
Quarter ending September 2018	4,668	↑
Quarter ending December 2018	4,627	→
Quarter ending March 2019	4,706	→
Quarter ending June 2019	4,882	↑
Variance since June 2018	7.9%	↑



ACTIVITY



Month	Adjusted Scheduled Activity (UDA)	
	2019	2020
April	289	0
May	1,007	1,920
June	2,688	2,734
July	3,374	
August	3,642	
September	6,714	
October	7,899	
November	9,517	
December	10,250	
January	11,489	
February	12,083	
March	13,851	
April	14,905	
May	15,027	
June	15,029	

QUALITY

	Quantity	Base Number	Contract	AT	Region	England
% of FP17s for the same patient ID Re-attending within 3 months - Children	21	386	5.4%	9.2%	10.6%	11.4%
% of FP17s for the same patient ID Re-attending within 3 months - Adults	194	1,458	13.3%	13.8%	15.2%	15.4%
% of FP17s for the same patient ID Re-attending between 3 & 9 months - Children	207	386	53.6%	62.6%	62.3%	59.8%
% of FP17s for the same patient ID Re-attending between 3 & 9 months - Adults	787	1,458	54.0%	53.4%	53.3%	52.1%
% of FP17s for Band 1 Urgent Courses	111	1,387	8.0%	10.1%	9.7%	9.2%
% of FP17s Relating to Free Repair or Replacements	9	1,387	0.6%	0.6%	0.6%	0.7%
% of FP17s Relating to Continuations	10	1,387	0.7%	0.9%	0.8%	0.8%
% of Patients satisfied with the dentistry they have received	2	3	N/A	93.2%	93.4%	93.4%
% of Patients satisfied with the time they had to wait for an appointment	3	3	N/A	85.6%	86.8%	87.6%

* This is based on patients treated on this contract for their most recent course of treatment. Figures in italics indicate the base number of FP17s or Patient Questionnaire responses are less than 100. N/A is shown where the base number of responses is less than 10 during the period. % is calculated as Quantity/Base number*100

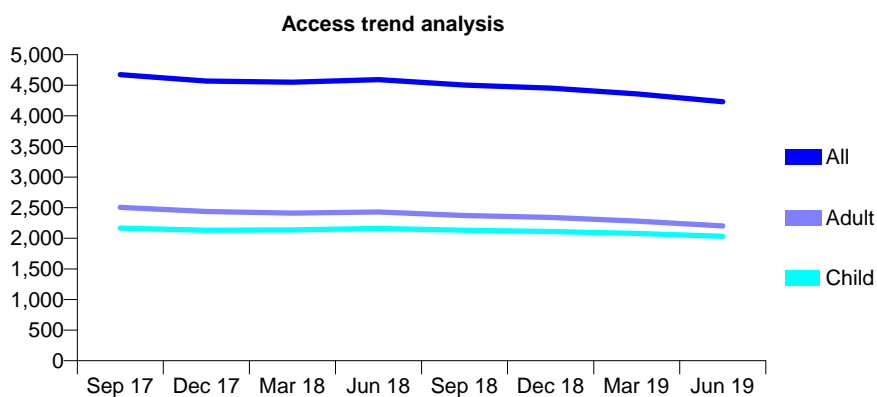
Q70 - Vital Signs At a Glance Contract Report for 183563/0001 - June 2019

Name or company name	Madeira Road Partnership
Contract type name	GDS Contract
Purpose of contract	General and Orthodontic
Contract start date	01/04/2006
Contract end date	

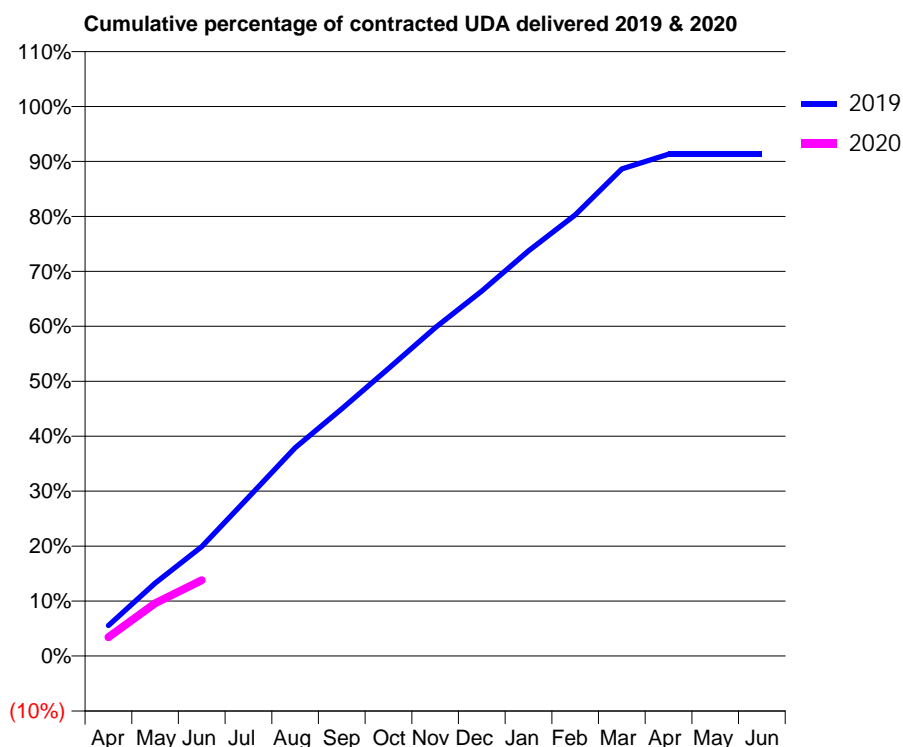
19/20 Contracted general activity (UDA)	11,520
Carry forward general activity (UDA)	0
19/20 Contracted orthodontic activity (UOA)	1,000
Carry forward orthodontic activity (UOA)	0
Baseline contract value	£352,578.75

ACCESS*

Patients seen in 24 months	Total	Change since previous quarter
Quarter ending June 2018	4,591	
Quarter ending September 2018	4,503	↓
Quarter ending December 2018	4,455	↓
Quarter ending March 2019	4,361	↓
Quarter ending June 2019	4,233	↓
Variance since June 2018	(7.8%)	↓



ACTIVITY



Month	Adjusted Scheduled Activity (UDA)	
	2019	2020
April	640	395
May	1,527	1,107
June	2,293	1,588
July	3,325	
August	4,366	
September	5,181	
October	6,029	
November	6,882	
December	7,649	
January	8,495	
February	9,247	
March	10,211	
April	10,517	
May	10,519	
June	10,517	

QUALITY

	Quantity	Base Number	Contract	AT	Region	England
% of FP17s for the same patient ID Re-attending within 3 months - Children	89	757	11.8%	9.2%	10.6%	11.4%
% of FP17s for the same patient ID Re-attending within 3 months - Adults	90	639	14.1%	13.8%	15.2%	15.4%
% of FP17s for the same patient ID Re-attending between 3 & 9 months - Children	507	757	67.0%	62.6%	62.3%	59.8%
% of FP17s for the same patient ID Re-attending between 3 & 9 months - Adults	376	639	58.8%	53.4%	53.3%	52.1%
% of FP17s for Band 1 Urgent Courses	81	1,070	7.6%	10.1%	9.7%	9.2%
% of FP17s Relating to Free Repair or Replacements	4	1,070	0.4%	0.6%	0.6%	0.7%
% of FP17s Relating to Continuations	2	1,070	0.2%	0.9%	0.8%	0.8%
% of Patients satisfied with the dentistry they have received	2	2	N/A	93.2%	93.4%	93.4%
% of Patients satisfied with the time they had to wait for an appointment	1	2	N/A	85.6%	86.8%	87.6%

* This is based on patients treated on this contract for their most recent course of treatment. Figures in italics indicate the base number of FP17s or Patient Questionnaire responses are less than 100. N/A is shown where the base number of responses is less than 10 during the period. % is calculated as Quantity/Base number*100

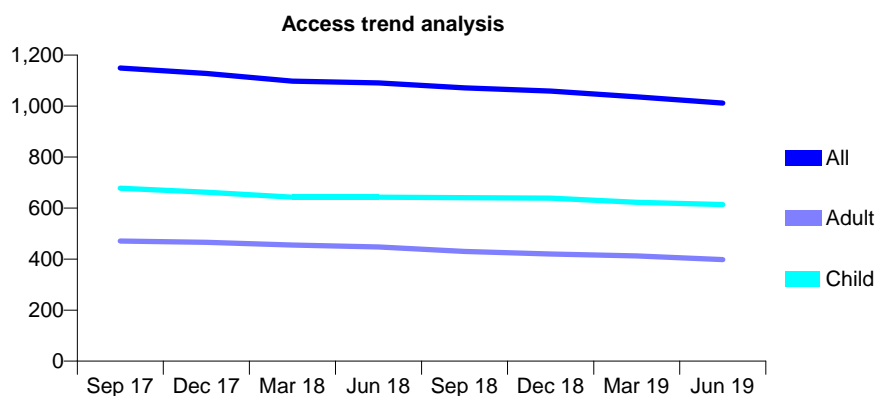
Q70 - Vital Signs At a Glance Contract Report for 183814/0001 - June 2019

Name or company name	St Francis Practice Ltd
Contract type name	GDS Contract
Purpose of contract	General
Contract start date	01/09/2007
Contract end date	

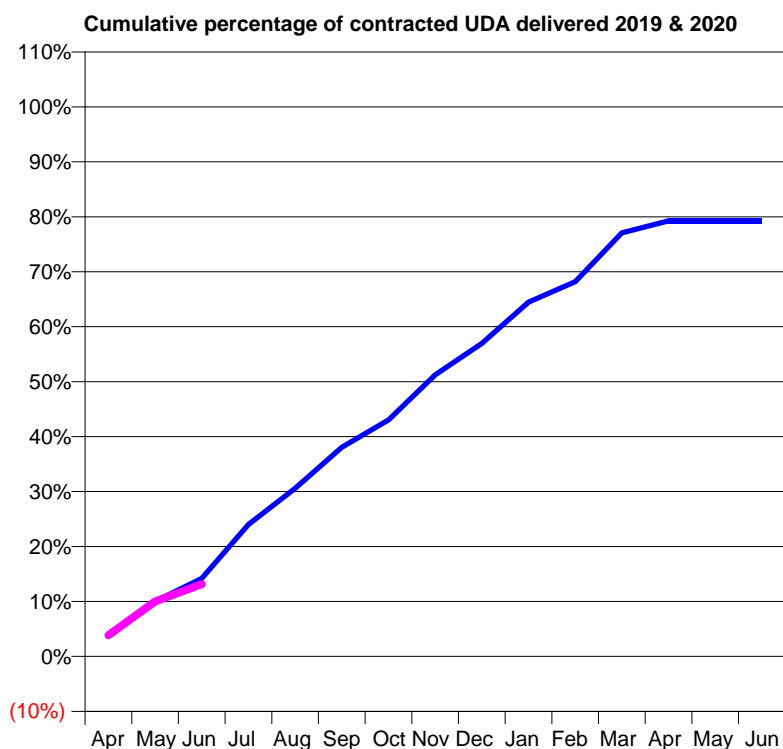
19/20 Contracted general activity (UDA)	3,000
Carry forward general activity (UDA)	0
19/20 Contracted orthodontic activity (UOA)	0
Carry forward orthodontic activity (UOA)	0
Baseline contract value	£72,339.95

ACCESS*

Patients seen in 24 months	Total	Change since previous quarter
Quarter ending June 2018	1,091	
Quarter ending September 2018	1,071	↓
Quarter ending December 2018	1,059	↓
Quarter ending March 2019	1,036	↓
Quarter ending June 2019	1,012	↓
Variance since June 2018	(7.2%)	↓



ACTIVITY



Month	2019	2020
April	116	116
May	300	301
June	426	394
July	720	
August	917	
September	1,141	
October	1,291	
November	1,537	
December	1,709	
January	1,934	
February	2,046	
March	2,312	
April	2,378	
May	2,378	
June	2,378	

QUALITY

	Quantity	Base Number	Contract	AT	Region	England
% of FP17s for the same patient ID Re-attending within 3 months - Children	15	217	6.9%	9.2%	10.6%	11.4%
% of FP17s for the same patient ID Re-attending within 3 months - Adults	12	98	12.2%	13.8%	15.2%	15.4%
% of FP17s for the same patient ID Re-attending between 3 & 9 months - Children	142	217	65.4%	62.6%	62.3%	59.8%
% of FP17s for the same patient ID Re-attending between 3 & 9 months - Adults	60	98	61.2%	53.4%	53.3%	52.1%
% of FP17s for Band 1 Urgent Courses	17	271	6.3%	10.1%	9.7%	9.2%
% of FP17s Relating to Free Repair or Replacements	1	271	0.4%	0.6%	0.6%	0.7%
% of FP17s Relating to Continuations	0	271	0.0%	0.9%	0.8%	0.8%
% of Patients satisfied with the dentistry they have received	1	1	N/A	93.2%	93.4%	93.4%
% of Patients satisfied with the time they had to wait for an appointment	1	1	N/A	85.6%	86.8%	87.6%

* This is based on patients treated on this contract for their most recent course of treatment. Figures in italics indicate the base number of FP17s or Patient Questionnaire responses are less than 100. N/A is shown where the base number of responses is less than 10 during the period. % is calculated as Quantity/Base number*100

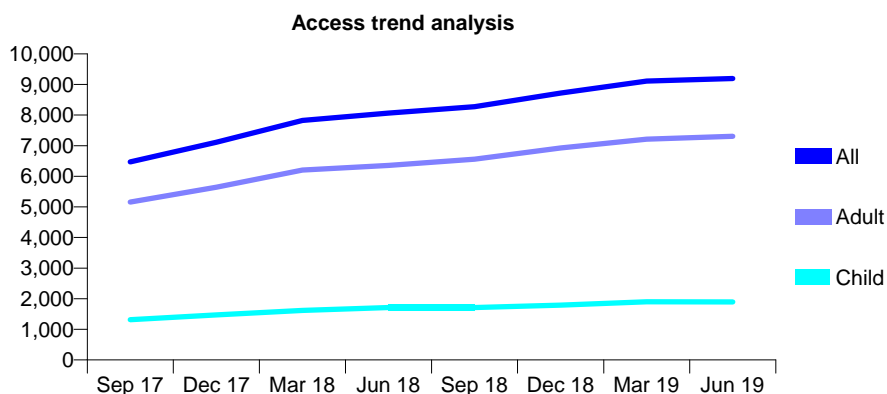
Q70 - Vital Signs At a Glance Contract Report for 185353/0001 - June 2019

Name or company name	Jonathan Mynors-Wallis, Jayne Mynors-Wa
Contract type name	GDS Contract
Purpose of contract	General
Contract start date	01/04/2016
Contract end date	

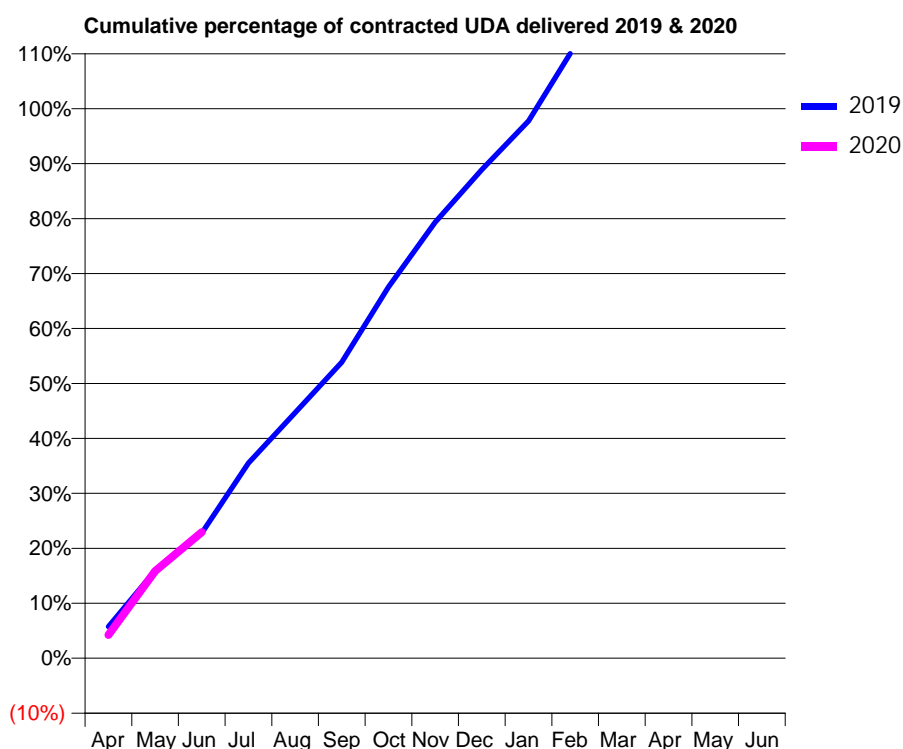
19/20 Contracted general activity (UDA)	20,108
Carry forward general activity (UDA)	0
19/20 Contracted orthodontic activity (UOA)	0
Carry forward orthodontic activity (UOA)	0
Baseline contract value	£614,269.65

ACCESS*

Patients seen in 24 months	Total	Change since previous quarter
Quarter ending June 2018	8,068	
Quarter ending September 2018	8,271	↑
Quarter ending December 2018	8,715	↑
Quarter ending March 2019	9,115	↑
Quarter ending June 2019	9,195	→
Variance since June 2018	14.0%	↑



ACTIVITY



Month	2019	2020
April	1,157	852
May	3,209	3,188
June	4,582	4,613
July	7,143	
August	8,986	
September	10,833	
October	13,583	
November	15,956	
December	17,875	
January	19,659	
February	22,416	
March	24,566	
April	25,476	
May	25,467	
June	25,482	

QUALITY

	Quantity	Base Number	Contract	AT	Region	England
% of FP17s for the same patient ID Re-attending within 3 months - Children	29	708	4.1%	9.2%	10.6%	11.4%
% of FP17s for the same patient ID Re-attending within 3 months - Adults	255	2,365	10.8%	13.8%	15.2%	15.4%
% of FP17s for the same patient ID Re-attending between 3 & 9 months - Children	472	708	66.7%	62.6%	62.3%	59.8%
% of FP17s for the same patient ID Re-attending between 3 & 9 months - Adults	1,166	2,365	49.3%	53.4%	53.3%	52.1%
% of FP17s for Band 1 Urgent Courses	204	2,579	7.9%	10.1%	9.7%	9.2%
% of FP17s Relating to Free Repair or Replacements	38	2,579	1.5%	0.6%	0.6%	0.7%
% of FP17s Relating to Continuations	33	2,579	1.3%	0.9%	0.8%	0.8%
% of Patients satisfied with the dentistry they have received	7	7	N/A	93.2%	93.4%	93.4%
% of Patients satisfied with the time they had to wait for an appointment	7	7	N/A	85.6%	86.8%	87.6%

* This is based on patients treated on this contract for their most recent course of treatment.

Figures in italics indicate the base number of FP17s or Patient Questionnaire responses are less than 100. N/A is shown where the base number of responses is less than 10 during the period. % is calculated as Quantity/Base number*100

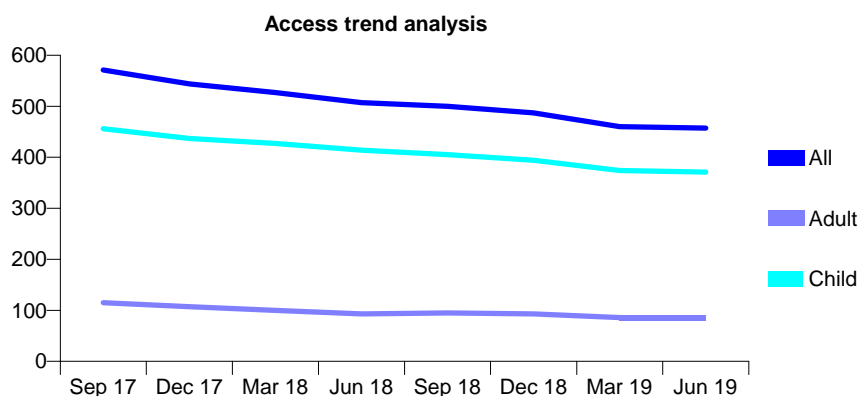
Q70 - Vital Signs At a Glance Contract Report for 185485/0001 - June 2019

Name or company name	Mr A M Setchell
Contract type name	GDS Contract
Purpose of contract	General
Contract start date	01/04/2012
Contract end date	

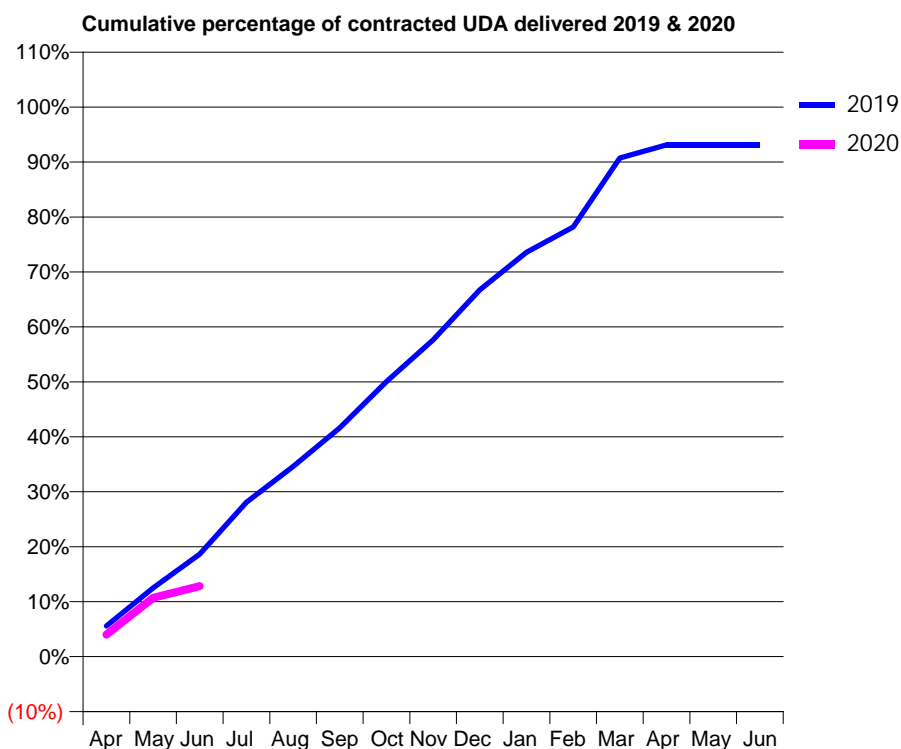
19/20 Contracted general activity (UDA)	1,000
Carry forward general activity (UDA)	0
19/20 Contracted orthodontic activity (UOA)	0
Carry forward orthodontic activity (UOA)	0
Baseline contract value	£24,273.45

ACCESS*

Patients seen in 24 months	Total	Change since previous quarter
Quarter ending June 2018	507	
Quarter ending September 2018	500	↓
Quarter ending December 2018	487	↓
Quarter ending March 2019	460	↓
Quarter ending June 2019	457	→
Variance since June 2018	(9.9%)	↓



ACTIVITY



Month	Adjusted Scheduled Activity (UDA)	
	2019	2020
April	56	40
May	125	107
June	186	128
July	281	
August	346	
September	416	
October	500	
November	576	
December	667	
January	736	
February	782	
March	907	
April	931	
May	931	
June	931	

QUALITY

	Quantity	Base Number	Contract	AT	Region	England
% of FP17s for the same patient ID Re-attending within 3 months - Children	6	97	6.2%	9.2%	10.6%	11.4%
% of FP17s for the same patient ID Re-attending within 3 months - Adults	3	13	23.1%	13.8%	15.2%	15.4%
% of FP17s for the same patient ID Re-attending between 3 & 9 months - Children	57	97	58.8%	62.6%	62.3%	59.8%
% of FP17s for the same patient ID Re-attending between 3 & 9 months - Adults	5	13	38.5%	53.4%	53.3%	52.1%
% of FP17s for Band 1 Urgent Courses	1	96	1.0%	10.1%	9.7%	9.2%
% of FP17s Relating to Free Repair or Replacements	0	96	0.0%	0.6%	0.6%	0.7%
% of FP17s Relating to Continuations	0	96	0.0%	0.9%	0.8%	0.8%
% of Patients satisfied with the dentistry they have received	1	1	N/A	93.2%	93.4%	93.4%
% of Patients satisfied with the time they had to wait for an appointment	1	1	N/A	85.6%	86.8%	87.6%

* This is based on patients treated on this contract for their most recent course of treatment. Figures in italics indicate the base number of FP17s or Patient Questionnaire responses are less than 100. N/A is shown where the base number of responses is less than 10 during the period. % is calculated as Quantity/Base number*100

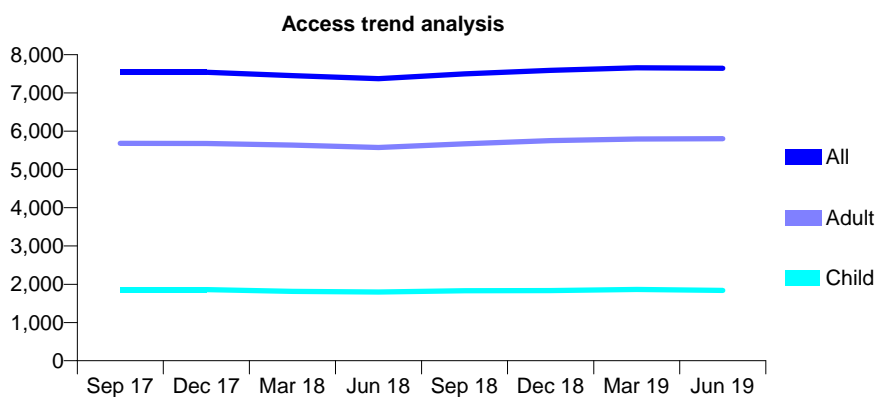
Q70 - Vital Signs At a Glance Contract Report for 185523/0001 - June 2019

Name or company name	Gull Coppice Dental Practice Partnership
Contract type name	GDS Contract
Purpose of contract	General
Contract start date	01/05/2015
Contract end date	

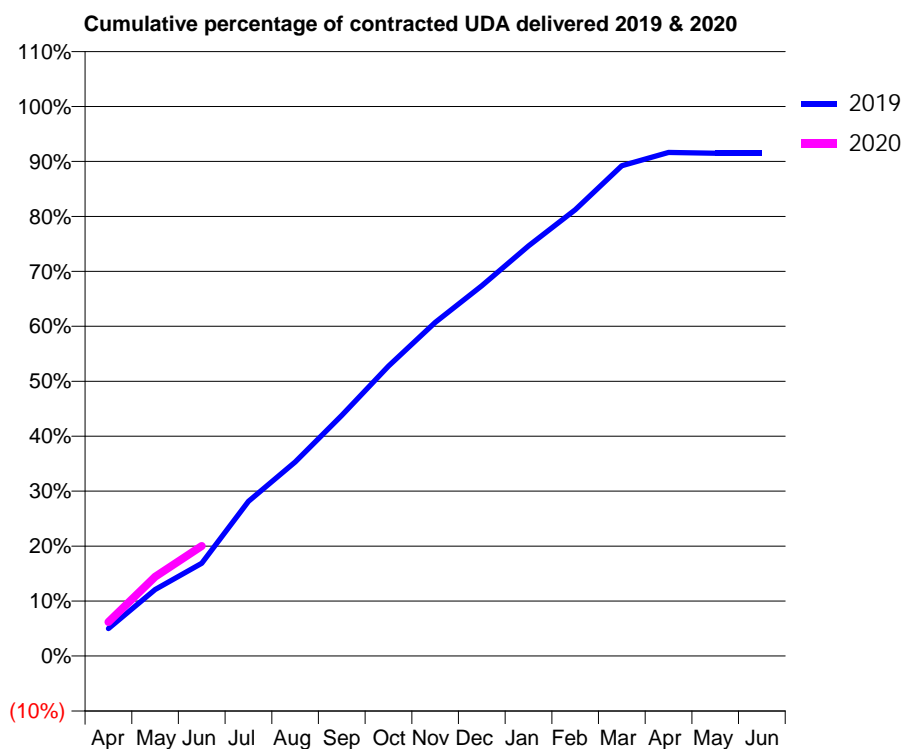
19/20 Contracted general activity (UDA)	21,300
Carry forward general activity (UDA)	0
19/20 Contracted orthodontic activity (UOA)	0
Carry forward orthodontic activity (UOA)	0
Baseline contract value	£570,701.07

ACCESS*

Patients seen in 24 months	Total	Change since previous quarter
Quarter ending June 2018	7,371	
Quarter ending September 2018	7,497	→
Quarter ending December 2018	7,590	→
Quarter ending March 2019	7,658	→
Quarter ending June 2019	7,645	→
Variance since June 2018	3.7%	↑



ACTIVITY



Month	Adjusted Scheduled Activity (UDA)	
	2019	2020
April	1,062	1,320
May	2,574	3,071
June	3,593	4,265
July	5,995	
August	7,523	
September	9,328	
October	11,242	
November	12,930	
December	14,349	
January	15,898	
February	17,297	
March	19,003	
April	19,522	
May	19,491	
June	19,487	

QUALITY

	Quantity	Base Number	Contract	AT	Region	England
% of FP17s for the same patient ID Re-attending within 3 months - Children	25	623	4.0%	9.2%	10.6%	11.4%
% of FP17s for the same patient ID Re-attending within 3 months - Adults	91	1,741	5.2%	13.8%	15.2%	15.4%
% of FP17s for the same patient ID Re-attending between 3 & 9 months - Children	184	623	29.5%	62.6%	62.3%	59.8%
% of FP17s for the same patient ID Re-attending between 3 & 9 months - Adults	650	1,741	37.3%	53.4%	53.3%	52.1%
% of FP17s for Band 1 Urgent Courses	44	2,117	2.1%	10.1%	9.7%	9.2%
% of FP17s Relating to Free Repair or Replacements	15	2,117	0.7%	0.6%	0.6%	0.7%
% of FP17s Relating to Continuations	20	2,117	0.9%	0.9%	0.8%	0.8%
% of Patients satisfied with the dentistry they have received	3	3	N/A	93.2%	93.4%	93.4%
% of Patients satisfied with the time they had to wait for an appointment	2	3	N/A	85.6%	86.8%	87.6%

* This is based on patients treated on this contract for their most recent course of treatment. Figures in italics indicate the base number of FP17s or Patient Questionnaire responses are less than 100. N/A is shown where the base number of responses is less than 10 during the period. % is calculated as Quantity/Base number*100

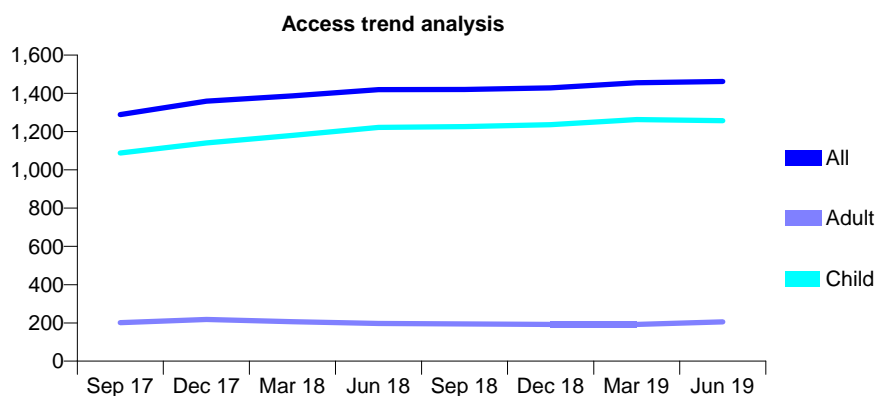
Q70 - Vital Signs At a Glance Contract Report for 186406/0001 - June 2019

Name or company name	Clear Dentistry
Contract type name	GDS Contract
Purpose of contract	General
Contract start date	04/01/2016
Contract end date	

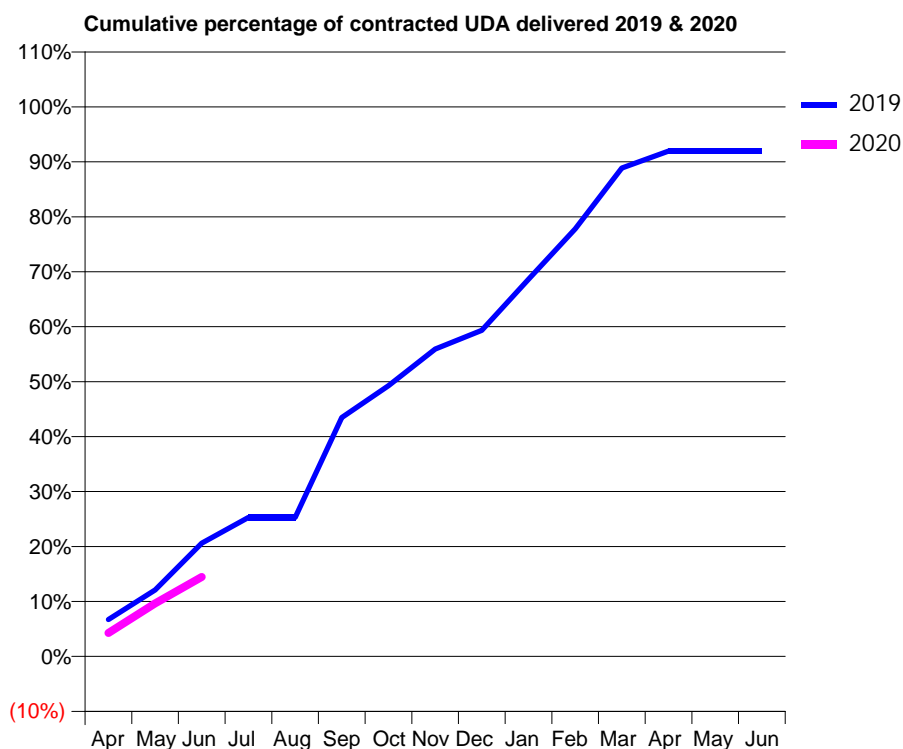
19/20 Contracted general activity (UDA)	3,800
Carry forward general activity (UDA)	0
19/20 Contracted orthodontic activity (UOA)	0
Carry forward orthodontic activity (UOA)	0
Baseline contract value	£85,100.30

ACCESS*

Patients seen in 24 months	Total	Change since previous quarter
Quarter ending June 2018	1,419	
Quarter ending September 2018	1,420	→
Quarter ending December 2018	1,428	→
Quarter ending March 2019	1,455	→
Quarter ending June 2019	1,462	→
Variance since June 2018	3.0%	↑



ACTIVITY



Month	2019	2020
April	255	162
May	460	368
June	784	549
July	961	
August	961	
September	1,652	
October	1,871	
November	2,125	
December	2,255	
January	2,607	
February	2,956	
March	3,376	
April	3,495	
May	3,495	
June	3,495	

QUALITY

	Quantity	Base Number	Contract	AT	Region	England
% of FP17s for the same patient ID Re-attending within 3 months - Children	17	434	3.9%	9.2%	10.6%	11.4%
% of FP17s for the same patient ID Re-attending within 3 months - Adults	4	35	11.4%	13.8%	15.2%	15.4%
% of FP17s for the same patient ID Re-attending between 3 & 9 months - Children	305	434	70.3%	62.6%	62.3%	59.8%
% of FP17s for the same patient ID Re-attending between 3 & 9 months - Adults	22	35	62.9%	53.4%	53.3%	52.1%
% of FP17s for Band 1 Urgent Courses	4	394	1.0%	10.1%	9.7%	9.2%
% of FP17s Relating to Free Repair or Replacements	0	394	0.0%	0.6%	0.6%	0.7%
% of FP17s Relating to Continuations	0	394	0.0%	0.9%	0.8%	0.8%
% of Patients satisfied with the dentistry they have received	0	0	N/A	93.2%	93.4%	93.4%
% of Patients satisfied with the time they had to wait for an appointment	0	0	N/A	85.6%	86.8%	87.6%

* This is based on patients treated on this contract for their most recent course of treatment. Figures in italics indicate the base number of FP17s or Patient Questionnaire responses are less than 100. N/A is shown where the base number of responses is less than 10 during the period. % is calculated as Quantity/Base number*100

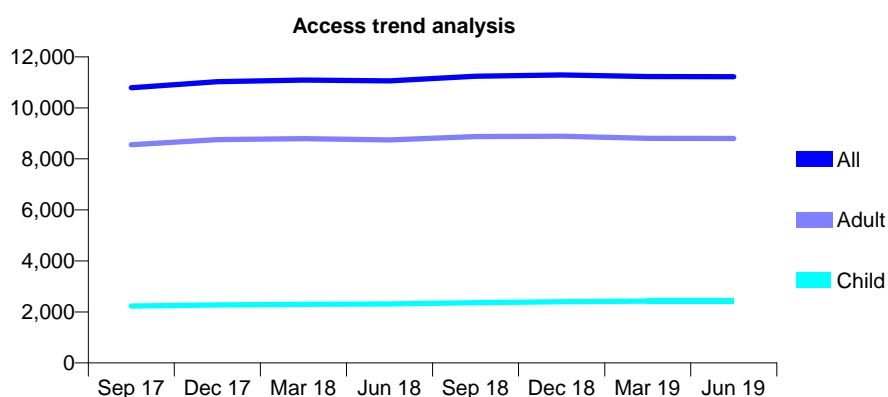
Q70 - Vital Signs At a Glance Contract Report for 186511/0001 - June 2019

Name or company name	Iosis Clinic Ltd
Contract type name	GDS Contract
Purpose of contract	General
Contract start date	06/09/2010
Contract end date	

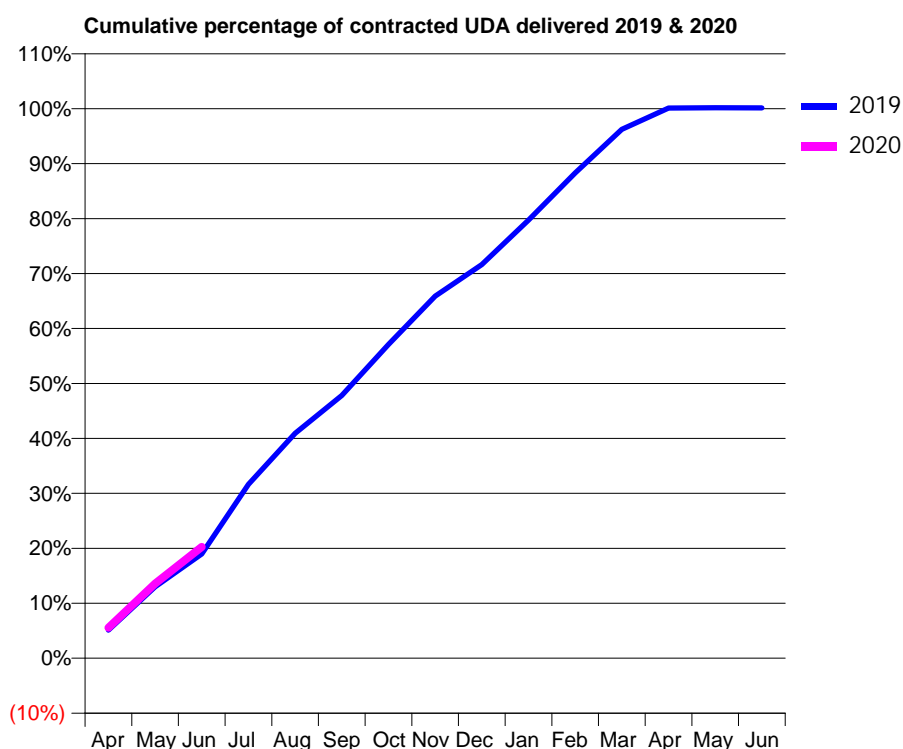
19/20 Contracted general activity (UDA)	25,000
Carry forward general activity (UDA)	0
19/20 Contracted orthodontic activity (UOA)	0
Carry forward orthodontic activity (UOA)	0
Baseline contract value	£1,156,816.17

ACCESS*

Patients seen in 24 months	Total	Change since previous quarter
Quarter ending June 2018	11,061	
Quarter ending September 2018	11,240	→
Quarter ending December 2018	11,289	→
Quarter ending March 2019	11,231	→
Quarter ending June 2019	11,224	→
Variance since June 2018	1.5%	→



ACTIVITY



Month	2019	2020
April	1,278	1,385
May	3,254	3,399
June	4,742	5,061
July	7,908	
August	10,231	
September	11,949	
October	14,275	
November	16,474	
December	17,904	
January	19,934	
February	22,080	
March	24,058	
April	25,027	
May	25,042	
June	25,036	

QUALITY

	Quantity	Base Number	Contract	AT	Region	England
% of FP17s for the same patient ID Re-attending within 3 months - Children	60	815	7.4%	9.2%	10.6%	11.4%
% of FP17s for the same patient ID Re-attending within 3 months - Adults	377	2,616	14.4%	13.8%	15.2%	15.4%
% of FP17s for the same patient ID Re-attending between 3 & 9 months - Children	485	815	59.5%	62.6%	62.3%	59.8%
% of FP17s for the same patient ID Re-attending between 3 & 9 months - Adults	1,156	2,616	44.2%	53.4%	53.3%	52.1%
% of FP17s for Band 1 Urgent Courses	458	2,899	15.8%	10.1%	9.7%	9.2%
% of FP17s Relating to Free Repair or Replacements	9	2,899	0.3%	0.6%	0.6%	0.7%
% of FP17s Relating to Continuations	22	2,899	0.8%	0.9%	0.8%	0.8%
% of Patients satisfied with the dentistry they have received	3	3	N/A	93.2%	93.4%	93.4%
% of Patients satisfied with the time they had to wait for an appointment	3	3	N/A	85.6%	86.8%	87.6%

* This is based on patients treated on this contract for their most recent course of treatment. Figures in italics indicate the base number of FP17s or Patient Questionnaire responses are less than 100. N/A is shown where the base number of responses is less than 10 during the period. % is calculated as Quantity/Base number*100

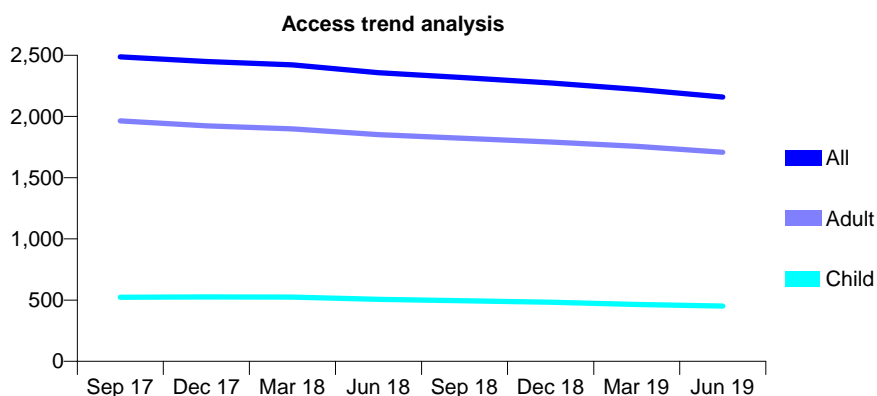
Q70 - Vital Signs At a Glance Contract Report for 187291/0001 - June 2019

Name or company name	Karami & Motamedi
Contract type name	GDS Contract
Purpose of contract	General
Contract start date	01/02/2014
Contract end date	

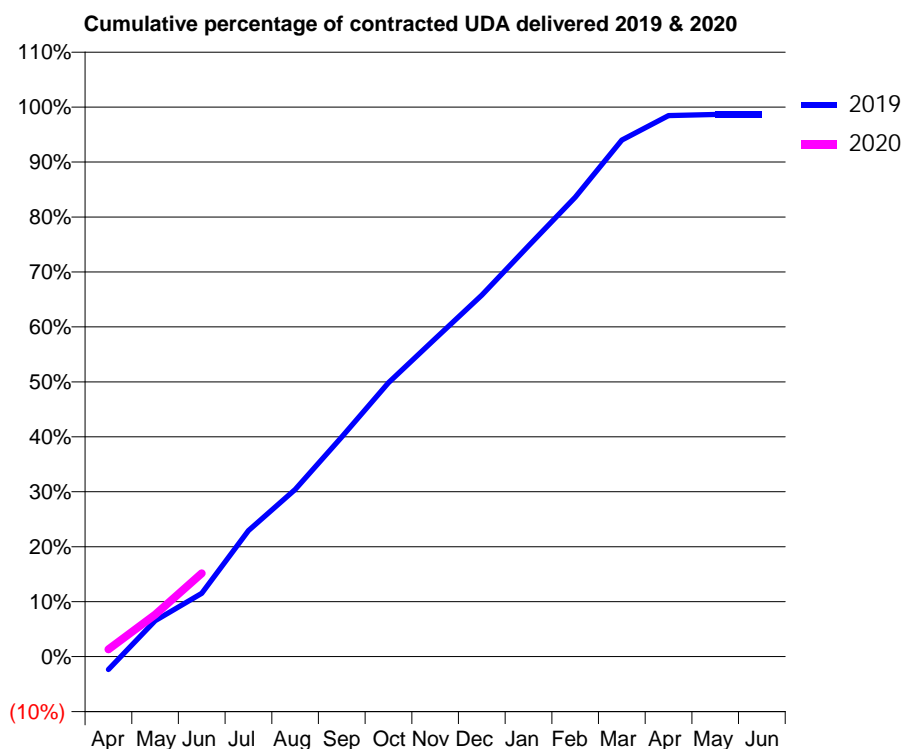
19/20 Contracted general activity (UDA)	5,500
Carry forward general activity (UDA)	0
19/20 Contracted orthodontic activity (UOA)	0
Carry forward orthodontic activity (UOA)	0
Baseline contract value	£126,421.97

ACCESS*

Patients seen in 24 months	Total	Change since previous quarter
Quarter ending June 2018	2,358	
Quarter ending September 2018	2,317	↓
Quarter ending December 2018	2,274	↓
Quarter ending March 2019	2,222	↓
Quarter ending June 2019	2,159	↓
Variance since June 2018	(8.4%)	↓



ACTIVITY



Month	Adjusted Scheduled Activity (UDA)	
	2019	2020
April	-130	73
May	360	421
June	633	833
July	1,261	
August	1,673	
September	2,199	
October	2,741	
November	3,182	
December	3,618	
January	4,111	
February	4,597	
March	5,170	
April	5,414	
May	5,426	
June	5,426	

QUALITY

	Quantity	Base Number	Contract	AT	Region	England
% of FP17s for the same patient ID Re-attending within 3 months - Children	10	149	6.7%	9.2%	10.6%	11.4%
% of FP17s for the same patient ID Re-attending within 3 months - Adults	72	499	14.4%	13.8%	15.2%	15.4%
% of FP17s for the same patient ID Re-attending between 3 & 9 months - Children	51	149	34.2%	62.6%	62.3%	59.8%
% of FP17s for the same patient ID Re-attending between 3 & 9 months - Adults	210	499	42.1%	53.4%	53.3%	52.1%
% of FP17s for Band 1 Urgent Courses	62	513	12.1%	10.1%	9.7%	9.2%
% of FP17s Relating to Free Repair or Replacements	0	513	0.0%	0.6%	0.6%	0.7%
% of FP17s Relating to Continuations	2	513	0.4%	0.9%	0.8%	0.8%
% of Patients satisfied with the dentistry they have received	3	3	N/A	93.2%	93.4%	93.4%
% of Patients satisfied with the time they had to wait for an appointment	2	3	N/A	85.6%	86.8%	87.6%

* This is based on patients treated on this contract for their most recent course of treatment. Figures in italics indicate the base number of FP17s or Patient Questionnaire responses are less than 100. N/A is shown where the base number of responses is less than 10 during the period. % is calculated as Quantity/Base number*100

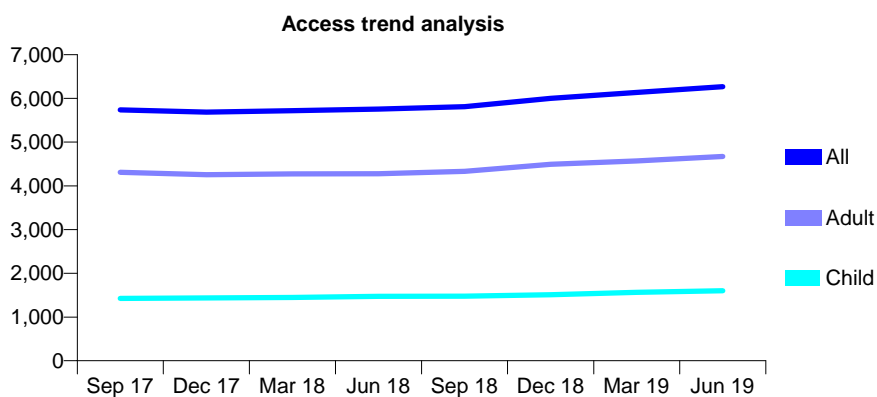
Q70 - Vital Signs At a Glance Contract Report for 187453/0001 - June 2019

Name or company name	Chalet Hill Dental Centre
Contract type name	GDS Contract
Purpose of contract	General
Contract start date	01/01/2013
Contract end date	

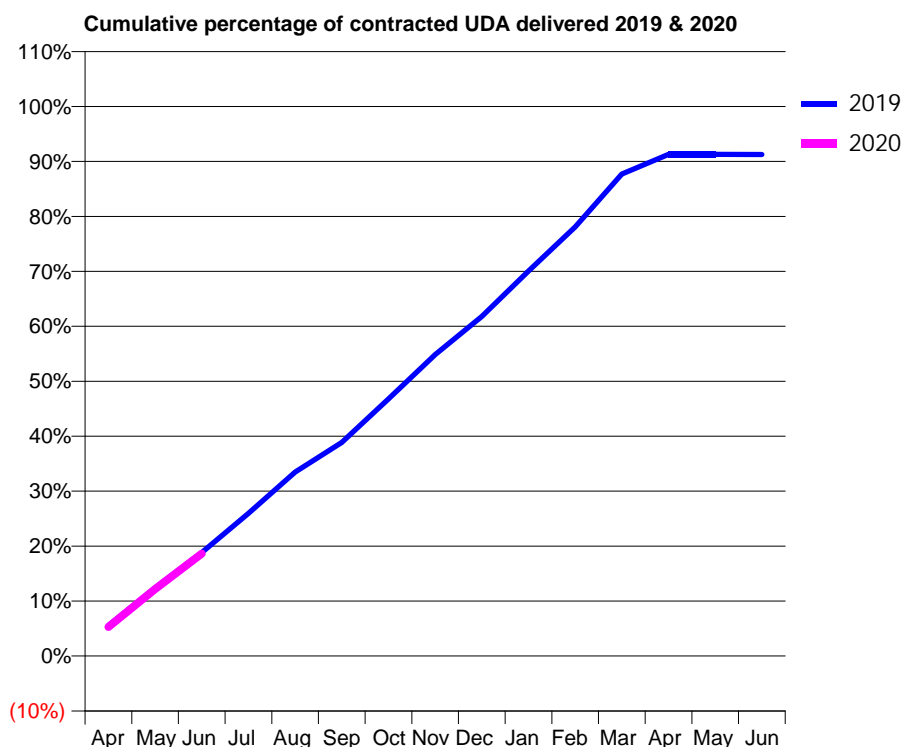
19/20 Contracted general activity (UDA)	20,000
Carry forward general activity (UDA)	0
19/20 Contracted orthodontic activity (UOA)	0
Carry forward orthodontic activity (UOA)	0
Baseline contract value	£493,998.55

ACCESS*

Patients seen in 24 months	Total	Change since previous quarter
Quarter ending June 2018	5,754	
Quarter ending September 2018	5,811	→
Quarter ending December 2018	6,000	↑
Quarter ending March 2019	6,135	↑
Quarter ending June 2019	6,270	↑
Variance since June 2018	9.0%	↑



ACTIVITY



Month	Adjusted Scheduled Activity (UDA)	
	2019	2020
April	1,108	1,056
May	2,482	2,439
June	3,769	3,726
July	5,194	
August	6,696	
September	7,775	
October	9,354	
November	10,970	
December	12,359	
January	14,009	
February	15,619	
March	17,541	
April	18,257	
May	18,257	
June	18,253	

QUALITY

	Quantity	Base Number	Contract	AT	Region	England
% of FP17s for the same patient ID Re-attending within 3 months - Children	43	614	7.0%	9.2%	10.6%	11.4%
% of FP17s for the same patient ID Re-attending within 3 months - Adults	188	1,557	12.1%	13.8%	15.2%	15.4%
% of FP17s for the same patient ID Re-attending between 3 & 9 months - Children	377	614	61.4%	62.6%	62.3%	59.8%
% of FP17s for the same patient ID Re-attending between 3 & 9 months - Adults	896	1,557	57.5%	53.4%	53.3%	52.1%
% of FP17s for Band 1 Urgent Courses	171	1,851	9.2%	10.1%	9.7%	9.2%
% of FP17s Relating to Free Repair or Replacements	26	1,851	1.4%	0.6%	0.6%	0.7%
% of FP17s Relating to Continuations	5	1,851	0.3%	0.9%	0.8%	0.8%
% of Patients satisfied with the dentistry they have received	2	2	N/A	93.2%	93.4%	93.4%
% of Patients satisfied with the time they had to wait for an appointment	2	2	N/A	85.6%	86.8%	87.6%

* This is based on patients treated on this contract for their most recent course of treatment. Figures in italics indicate the base number of FP17s or Patient Questionnaire responses are less than 100. N/A is shown where the base number of responses is less than 10 during the period. % is calculated as Quantity/Base number*100

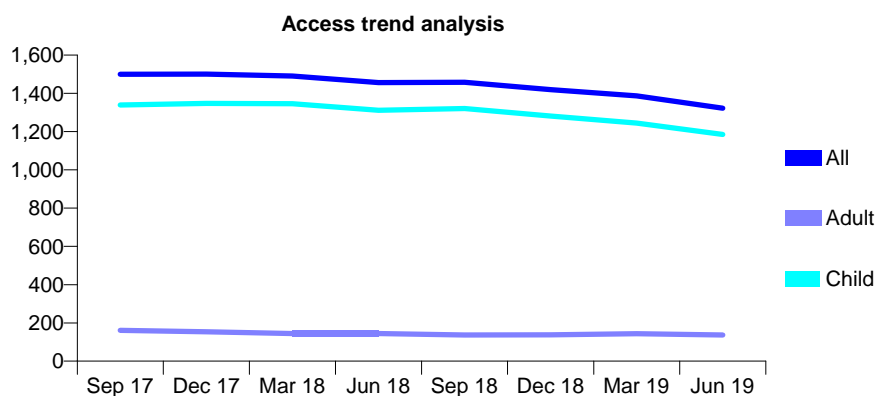
Q70 - Vital Signs At a Glance Contract Report for 188492/0001 - June 2019

Name or company name	Guinea Court Dental Partnership
Contract type name	GDS Contract
Purpose of contract	General and Orthodontic
Contract start date	01/04/2011
Contract end date	

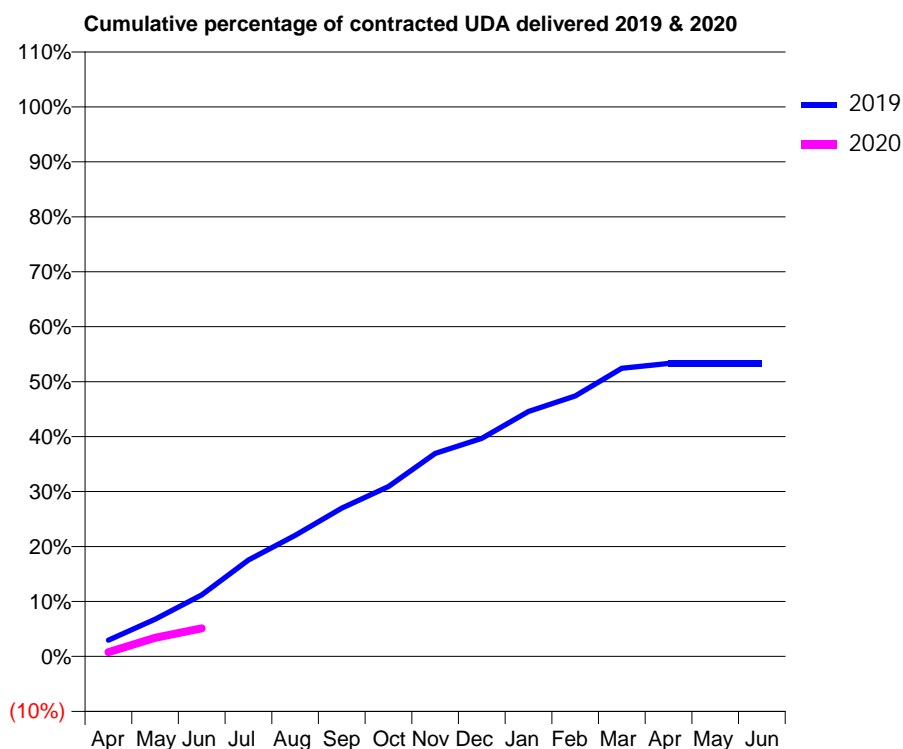
19/20 Contracted general activity (UDA)	3,500
Carry forward general activity (UDA)	0
19/20 Contracted orthodontic activity (UOA)	249
Carry forward orthodontic activity (UOA)	0
Baseline contract value	£104,577.69

ACCESS*

Patients seen in 24 months	Total	Change since previous quarter
Quarter ending June 2018	1,456	
Quarter ending September 2018	1,458	→
Quarter ending December 2018	1,419	↓
Quarter ending March 2019	1,387	↓
Quarter ending June 2019	1,322	↓
Variance since June 2018	(9.2%)	↓



ACTIVITY



Month	2019	2020
April	103	27
May	237	120
June	392	179
July	614	
August	772	
September	945	
October	1,082	
November	1,293	
December	1,389	
January	1,560	
February	1,659	
March	1,835	
April	1,866	
May	1,866	
June	1,866	

QUALITY

	Quantity	Base Number	Contract	AT	Region	England
% of FP17s for the same patient ID Re-attending within 3 months - Children	8	180	4.4%	9.2%	10.6%	11.4%
% of FP17s for the same patient ID Re-attending within 3 months - Adults	0	0	N/A	13.8%	15.2%	15.4%
% of FP17s for the same patient ID Re-attending between 3 & 9 months - Children	139	180	77.2%	62.6%	62.3%	59.8%
% of FP17s for the same patient ID Re-attending between 3 & 9 months - Adults	0	0	N/A	53.4%	53.3%	52.1%
% of FP17s for Band 1 Urgent Courses	4	156	2.6%	10.1%	9.7%	9.2%
% of FP17s Relating to Free Repair or Replacements	0	156	0.0%	0.6%	0.6%	0.7%
% of FP17s Relating to Continuations	0	156	0.0%	0.9%	0.8%	0.8%
% of Patients satisfied with the dentistry they have received	0	0	N/A	93.2%	93.4%	93.4%
% of Patients satisfied with the time they had to wait for an appointment	0	0	N/A	85.6%	86.8%	87.6%

* This is based on patients treated on this contract for their most recent course of treatment. Figures in italics indicate the base number of FP17s or Patient Questionnaire responses are less than 100. N/A is shown where the base number of responses is less than 10 during the period. % is calculated as Quantity/Base number*100

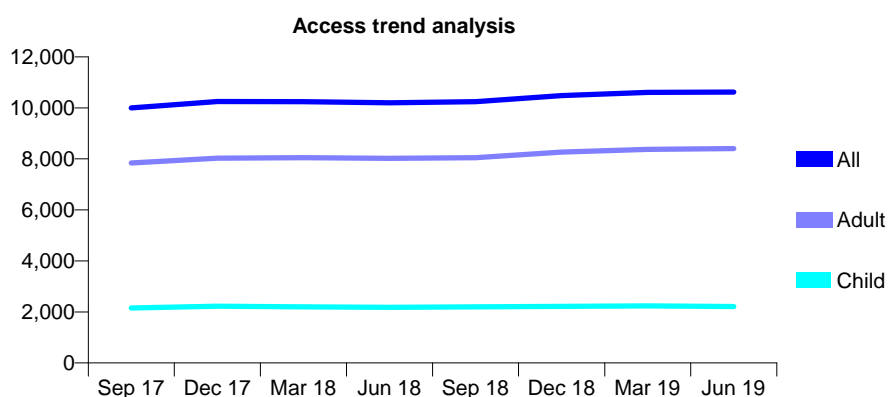
Q70 - Vital Signs At a Glance Contract Report for 188530/0001 - June 2019

Name or company name	Dr Elaine Weaver
Contract type name	GDS Contract
Purpose of contract	General
Contract start date	01/04/2009
Contract end date	

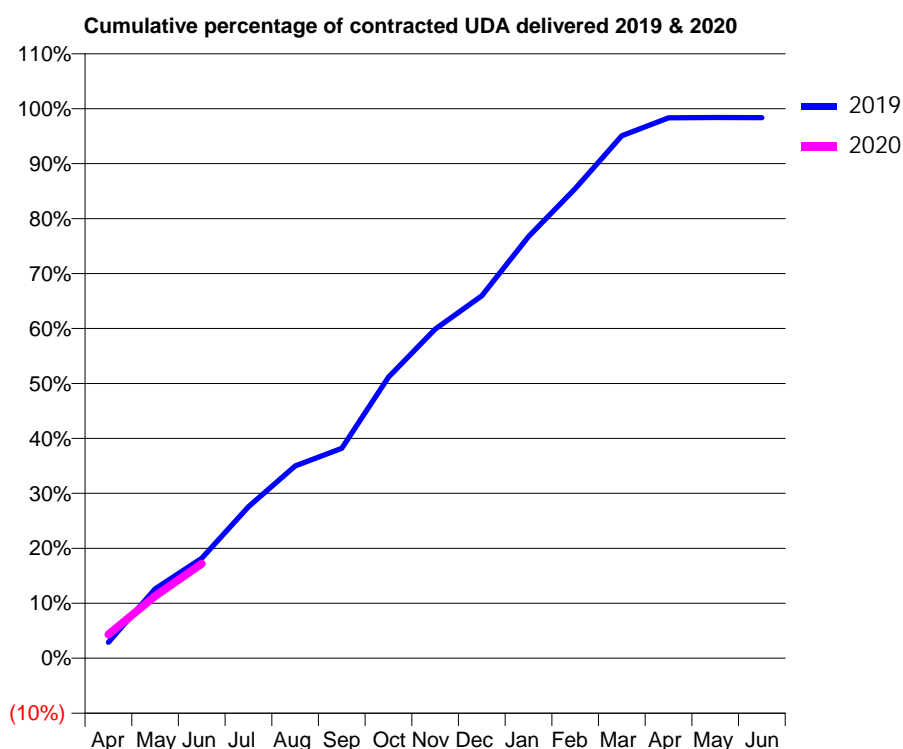
19/20 Contracted general activity (UDA)	26,437
Carry forward general activity (UDA)	0
19/20 Contracted orthodontic activity (UOA)	0
Carry forward orthodontic activity (UOA)	0
Baseline contract value	£851,721.16

ACCESS*

Patients seen in 24 months	Total	Change since previous quarter
Quarter ending June 2018	10,200	
Quarter ending September 2018	10,242	→
Quarter ending December 2018	10,482	↑
Quarter ending March 2019	10,605	→
Quarter ending June 2019	10,622	→
Variance since June 2018	4.1%	↑



ACTIVITY



Month	2019	2020
April	770	1,143
May	3,337	2,991
June	4,810	4,544
July	7,293	
August	9,257	
September	10,098	
October	13,520	
November	15,827	
December	17,433	
January	20,281	
February	22,594	
March	25,133	
April	25,999	
May	26,009	
June	26,006	

QUALITY

	Quantity	Base Number	Contract	AT	Region	England
% of FP17s for the same patient ID Re-attending within 3 months - Children	47	744	6.3%	9.2%	10.6%	11.4%
% of FP17s for the same patient ID Re-attending within 3 months - Adults	381	2,451	15.5%	13.8%	15.2%	15.4%
% of FP17s for the same patient ID Re-attending between 3 & 9 months - Children	473	744	63.6%	62.6%	62.3%	59.8%
% of FP17s for the same patient ID Re-attending between 3 & 9 months - Adults	1,208	2,451	49.3%	53.4%	53.3%	52.1%
% of FP17s for Band 1 Urgent Courses	264	2,705	9.8%	10.1%	9.7%	9.2%
% of FP17s Relating to Free Repair or Replacements	29	2,705	1.1%	0.6%	0.6%	0.7%
% of FP17s Relating to Continuations	21	2,705	0.8%	0.9%	0.8%	0.8%
% of Patients satisfied with the dentistry they have received	10	13	76.9%	93.2%	93.4%	93.4%
% of Patients satisfied with the time they had to wait for an appointment	11	13	84.6%	85.6%	86.8%	87.6%

* This is based on patients treated on this contract for their most recent course of treatment.

Figures in italics indicate the base number of FP17s or Patient Questionnaire responses are less than 100. N/A is shown where the base number of responses is less than 10 during the period. % is calculated as Quantity/Base number*100

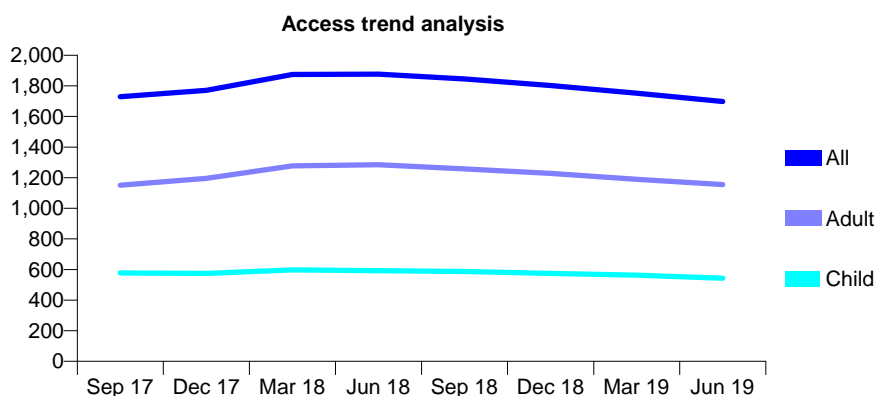
Q70 - Vital Signs At a Glance Contract Report for 190195/0006 - June 2019

Name or company name	Xeon Smiles UK Ltd
Contract type name	GDS Contract
Purpose of contract	General and Orthodontic
Contract start date	09/06/2008
Contract end date	

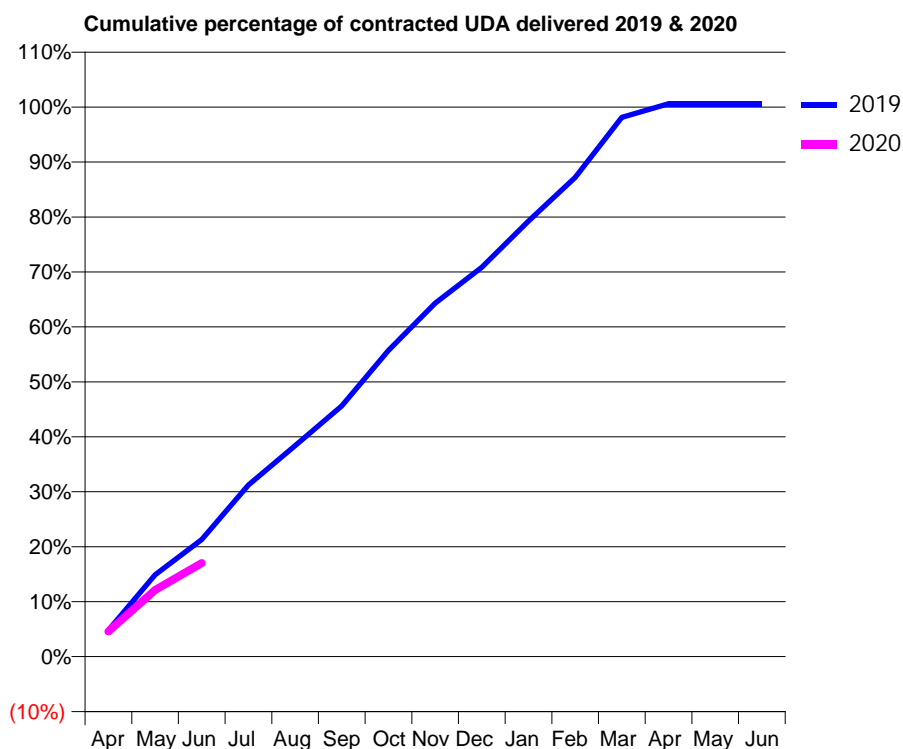
19/20 Contracted general activity (UDA)	4,501
Carry forward general activity (UDA)	0
19/20 Contracted orthodontic activity (UOA)	240
Carry forward orthodontic activity (UOA)	0
Baseline contract value	£122,497.54

ACCESS*

Patients seen in 24 months	Total	Change since previous quarter
Quarter ending June 2018	1,877	
Quarter ending September 2018	1,845	↓
Quarter ending December 2018	1,803	↓
Quarter ending March 2019	1,752	↓
Quarter ending June 2019	1,698	↓
Variance since June 2018	(9.5%)	↓



ACTIVITY



Month	Adjusted Scheduled Activity (UDA)	
	2019	2020
April	217	207
May	671	547
June	958	766
July	1,407	
August	1,728	
September	2,054	
October	2,509	
November	2,895	
December	3,189	
January	3,567	
February	3,925	
March	4,417	
April	4,528	
May	4,528	
June	4,528	

QUALITY

	Quantity	Base Number	Contract	AT	Region	England
% of FP17s for the same patient ID Re-attending within 3 months - Children	9	170	5.3%	9.2%	10.6%	11.4%
% of FP17s for the same patient ID Re-attending within 3 months - Adults	43	350	12.3%	13.8%	15.2%	15.4%
% of FP17s for the same patient ID Re-attending between 3 & 9 months - Children	125	170	73.5%	62.6%	62.3%	59.8%
% of FP17s for the same patient ID Re-attending between 3 & 9 months - Adults	244	350	69.7%	53.4%	53.3%	52.1%
% of FP17s for Band 1 Urgent Courses	42	467	9.0%	10.1%	9.7%	9.2%
% of FP17s Relating to Free Repair or Replacements	4	467	0.9%	0.6%	0.6%	0.7%
% of FP17s Relating to Continuations	1	467	0.2%	0.9%	0.8%	0.8%
% of Patients satisfied with the dentistry they have received	0	0	N/A	93.2%	93.4%	93.4%
% of Patients satisfied with the time they had to wait for an appointment	0	0	N/A	85.6%	86.8%	87.6%

* This is based on patients treated on this contract for their most recent course of treatment. Figures in italics indicate the base number of FP17s or Patient Questionnaire responses are less than 100. N/A is shown where the base number of responses is less than 10 during the period. % is calculated as Quantity/Base number*100

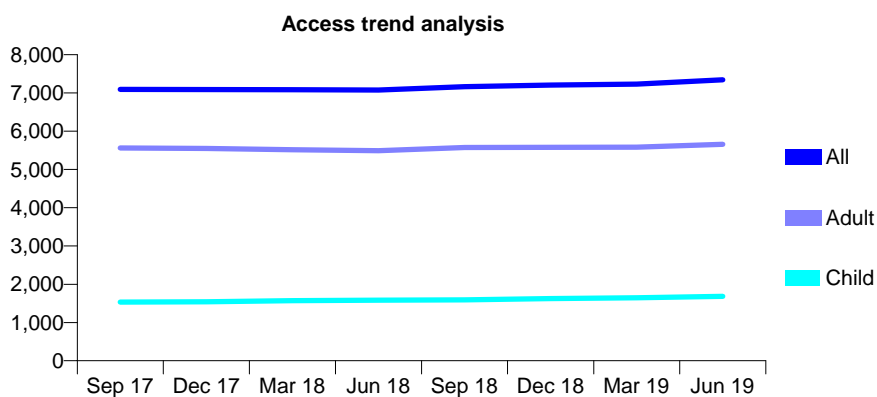
Q70 - Vital Signs At a Glance Contract Report for 190233/0001 - June 2019

Name or company name	Dentalcare Limited
Contract type name	GDS Contract
Purpose of contract	General
Contract start date	13/12/2010
Contract end date	

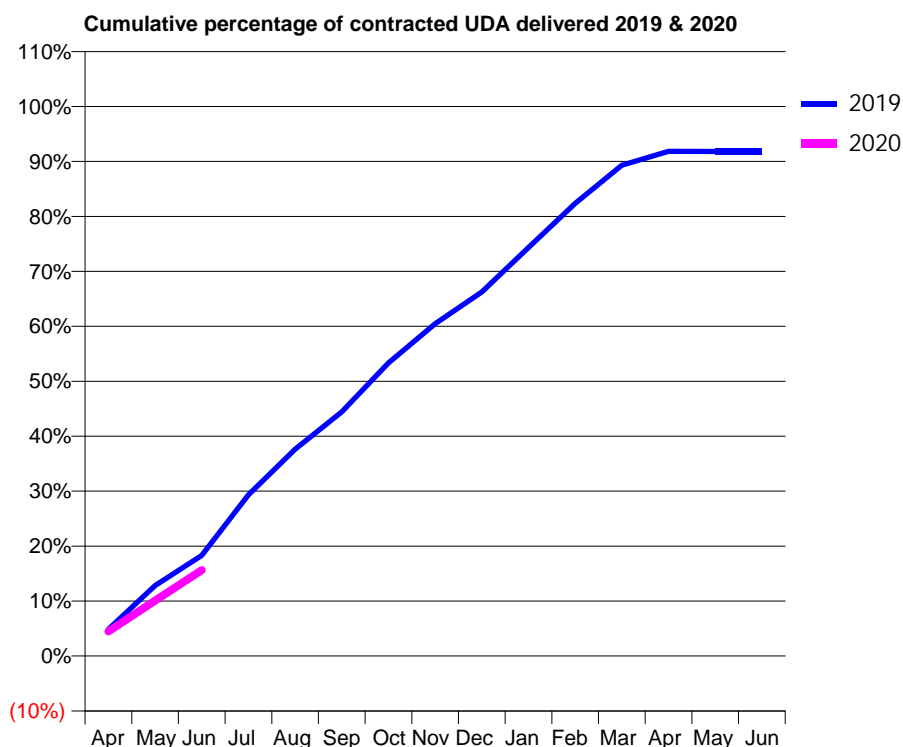
19/20 Contracted general activity (UDA)	19,865
Carry forward general activity (UDA)	0
19/20 Contracted orthodontic activity (UOA)	0
Carry forward orthodontic activity (UOA)	0
Baseline contract value	£496,046.40

ACCESS*

Patients seen in 24 months	Total	Change since previous quarter
Quarter ending June 2018	7,076	
Quarter ending September 2018	7,164	→
Quarter ending December 2018	7,207	→
Quarter ending March 2019	7,230	→
Quarter ending June 2019	7,342	→
Variance since June 2018	3.8%	↑



ACTIVITY



Month	Adjusted Scheduled Activity (UDA)	
	2019	2020
April	971	888
May	2,549	2,005
June	3,637	3,103
July	5,833	
August	7,479	
September	8,824	
October	10,591	
November	12,011	
December	13,157	
January	14,768	
February	16,366	
March	17,742	
April	18,242	
May	18,240	
June	18,240	

QUALITY

	Quantity	Base Number	Contract	AT	Region	England
% of FP17s for the same patient ID Re-attending within 3 months - Children	26	546	4.8%	9.2%	10.6%	11.4%
% of FP17s for the same patient ID Re-attending within 3 months - Adults	182	1,701	10.7%	13.8%	15.2%	15.4%
% of FP17s for the same patient ID Re-attending between 3 & 9 months - Children	366	546	67.0%	62.6%	62.3%	59.8%
% of FP17s for the same patient ID Re-attending between 3 & 9 months - Adults	966	1,701	56.8%	53.4%	53.3%	52.1%
% of FP17s for Band 1 Urgent Courses	179	1,906	9.4%	10.1%	9.7%	9.2%
% of FP17s Relating to Free Repair or Replacements	8	1,906	0.4%	0.6%	0.6%	0.7%
% of FP17s Relating to Continuations	0	1,906	0.0%	0.9%	0.8%	0.8%
% of Patients satisfied with the dentistry they have received	0	0	N/A	93.2%	93.4%	93.4%
% of Patients satisfied with the time they had to wait for an appointment	0	0	N/A	85.6%	86.8%	87.6%

* This is based on patients treated on this contract for their most recent course of treatment. Figures in italics indicate the base number of FP17s or Patient Questionnaire responses are less than 100. N/A is shown where the base number of responses is less than 10 during the period. % is calculated as Quantity/Base number*100

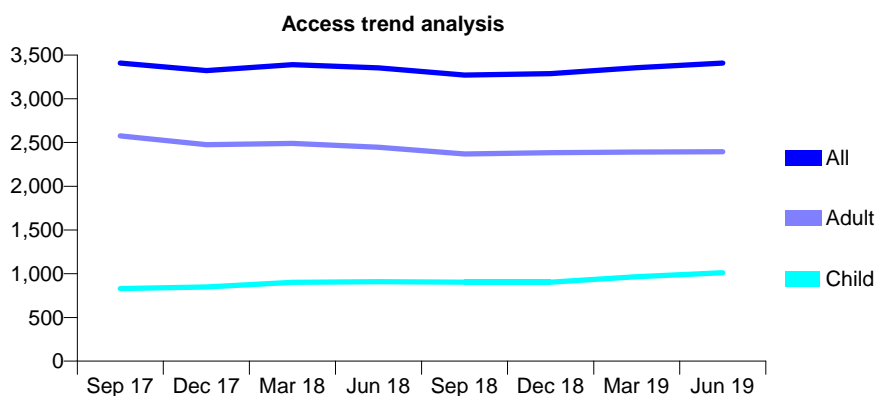
Q70 - Vital Signs At a Glance Contract Report for 190543/0001 - June 2019

Name or company name	University of Portsmouth Services Limited
Contract type name	PDS Plus Contract
Purpose of contract	General
Contract start date	01/09/2010
Contract end date	28/02/2023

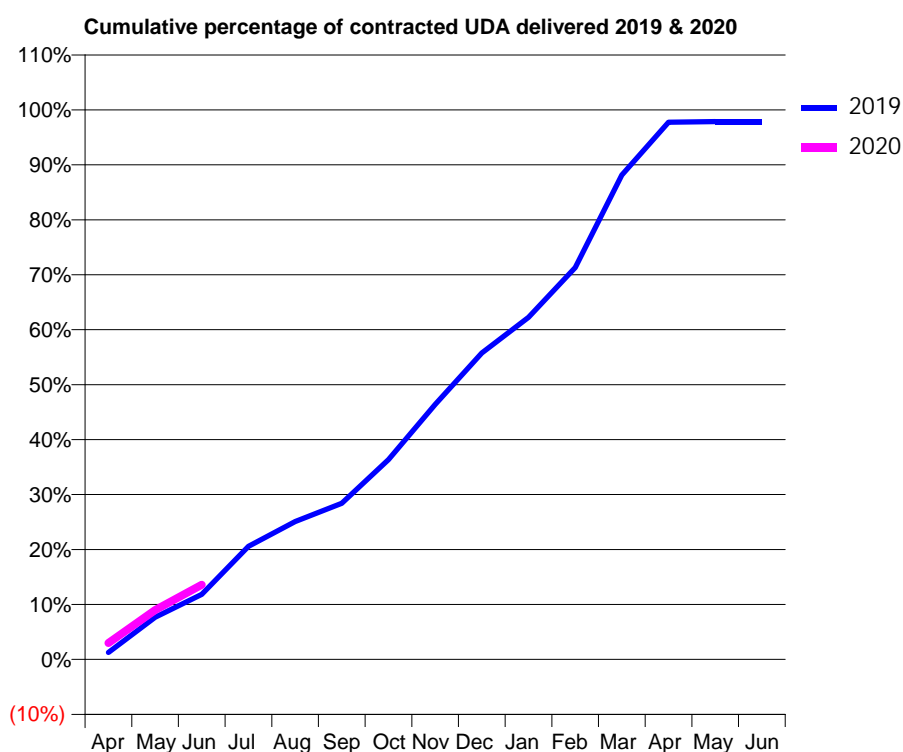
19/20 Contracted general activity (UDA)	10,000
Carry forward general activity (UDA)	0
19/20 Contracted orthodontic activity (UOA)	0
Carry forward orthodontic activity (UOA)	0
Baseline contract value	£0.00

ACCESS*

Patients seen in 24 months	Total	Change since previous quarter
Quarter ending June 2018	3,353	
Quarter ending September 2018	3,272	↓
Quarter ending December 2018	3,287	→
Quarter ending March 2019	3,356	↑
Quarter ending June 2019	3,407	→
Variance since June 2018	1.6%	→



ACTIVITY



Month	2019	2020
April	128	300
May	767	900
June	1,182	1,359
July	2,059	
August	2,510	
September	2,840	
October	3,637	
November	4,640	
December	5,574	
January	6,226	
February	7,131	
March	8,815	
April	9,777	
May	9,786	
June	9,786	

QUALITY

	Quantity	Base Number	Contract	AT	Region	England
% of FP17s for the same patient ID Re-attending within 3 months - Children	18	232	7.8%	9.2%	10.6%	11.4%
% of FP17s for the same patient ID Re-attending within 3 months - Adults	176	609	28.9%	13.8%	15.2%	15.4%
% of FP17s for the same patient ID Re-attending between 3 & 9 months - Children	72	232	31.0%	62.6%	62.3%	59.8%
% of FP17s for the same patient ID Re-attending between 3 & 9 months - Adults	186	609	30.5%	53.4%	53.3%	52.1%
% of FP17s for Band 1 Urgent Courses	139	520	26.7%	10.1%	9.7%	9.2%
% of FP17s Relating to Free Repair or Replacements	0	520	0.0%	0.6%	0.6%	0.7%
% of FP17s Relating to Continuations	0	520	0.0%	0.9%	0.8%	0.8%
% of Patients satisfied with the dentistry they have received	2	2	N/A	93.2%	93.4%	93.4%
% of Patients satisfied with the time they had to wait for an appointment	2	2	N/A	85.6%	86.8%	87.6%

* This is based on patients treated on this contract for their most recent course of treatment. Figures in italics indicate the base number of FP17s or Patient Questionnaire responses are less than 100. N/A is shown where the base number of responses is less than 10 during the period. % is calculated as Quantity/Base number*100

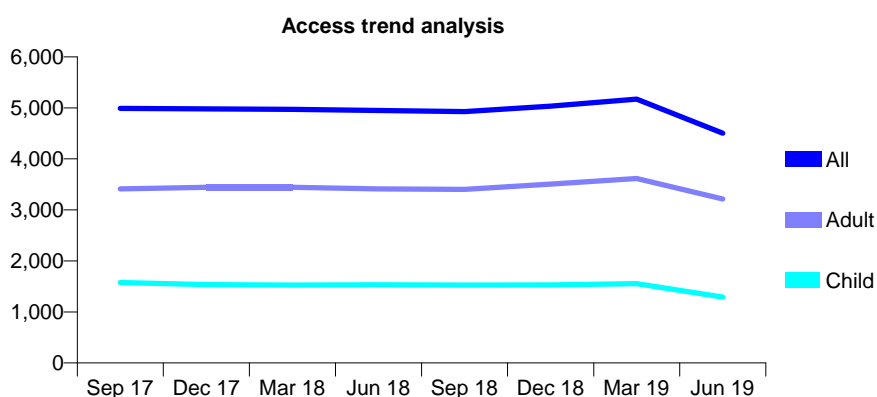
Q70 - Vital Signs At a Glance Contract Report for 190985/0001 - June 2019

Name or company name	Miss P Kotecha
Contract type name	GDS Contract
Purpose of contract	General
Contract start date	01/12/2013
Contract end date	30/04/2019

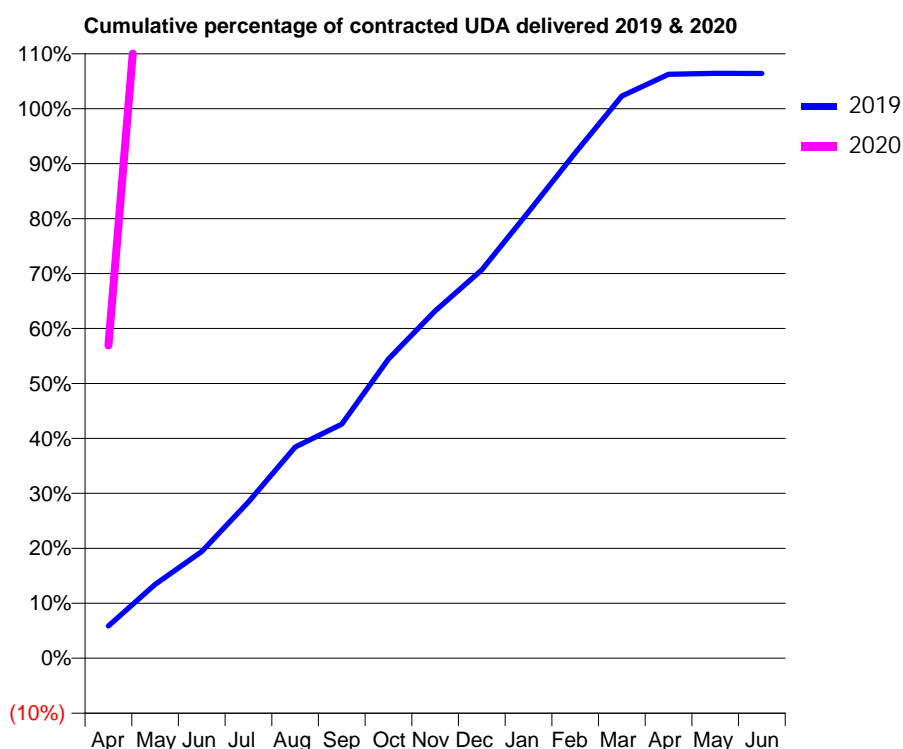
19/20 Contracted general activity (UDA)	1,046
Carry forward general activity (UDA)	0
19/20 Contracted orthodontic activity (UOA)	0
Carry forward orthodontic activity (UOA)	0
Baseline contract value	£28,434.61

ACCESS*

Patients seen in 24 months	Total	Change since previous quarter
Quarter ending June 2018	4,947	
Quarter ending September 2018	4,928	→
Quarter ending December 2018	5,034	↑
Quarter ending March 2019	5,172	↑
Quarter ending June 2019	4,504	↓
Variance since June 2018	(9.0%)	↓



ACTIVITY



Month	2019	2020
April	735	595
May	1,688	1,658
June	2,438	1,841
July	3,569	
August	4,824	
September	5,349	
October	6,834	
November	7,936	
December	8,870	
January	10,197	
February	11,547	
March	12,844	
April	13,339	
May	13,363	
June	13,360	

QUALITY

	Quantity	Base Number	Contract	AT	Region	England
% of FP17s for the same patient ID Re-attending within 3 months - Children	21	377	5.6%	9.2%	10.6%	11.4%
% of FP17s for the same patient ID Re-attending within 3 months - Adults	53	853	6.2%	13.8%	15.2%	15.4%
% of FP17s for the same patient ID Re-attending between 3 & 9 months - Children	255	377	67.6%	62.6%	62.3%	59.8%
% of FP17s for the same patient ID Re-attending between 3 & 9 months - Adults	503	853	59.0%	53.4%	53.3%	52.1%
% of FP17s for Band 1 Urgent Courses	41	973	4.2%	10.1%	9.7%	9.2%
% of FP17s Relating to Free Repair or Replacements	2	973	0.2%	0.6%	0.6%	0.7%
% of FP17s Relating to Continuations	4	973	0.4%	0.9%	0.8%	0.8%
% of Patients satisfied with the dentistry they have received	2	2	N/A	93.2%	93.4%	93.4%
% of Patients satisfied with the time they had to wait for an appointment	2	2	N/A	85.6%	86.8%	87.6%

* This is based on patients treated on this contract for their most recent course of treatment.

Figures in italics indicate the base number of FP17s or Patient Questionnaire responses are less than 100. N/A is shown where the base number of responses is less than 10 during the period. % is calculated as Quantity/Base number*100

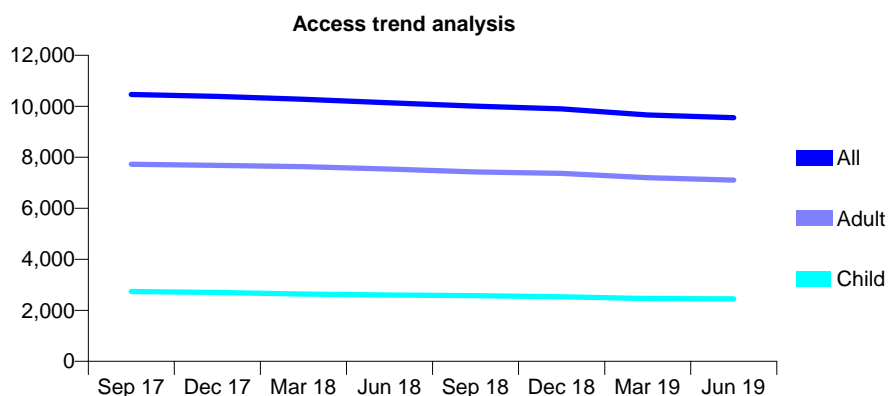
Q70 - Vital Signs At a Glance Contract Report for 191183/0001 - June 2019

Name or company name	SCA Healthcare
Contract type name	GDS Contract
Purpose of contract	General
Contract start date	13/09/2008
Contract end date	

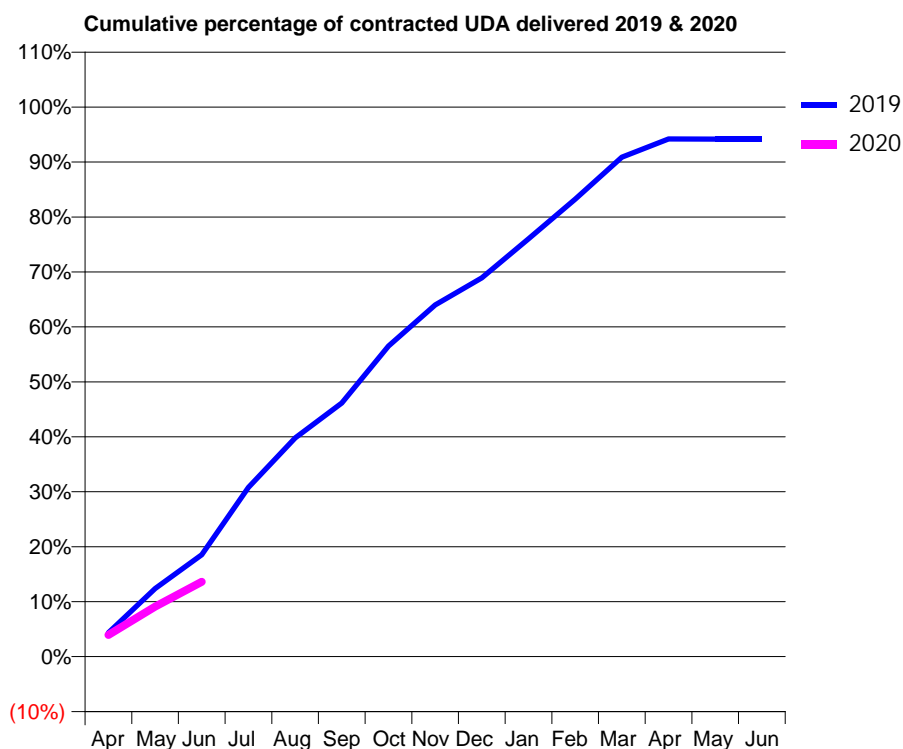
19/20 Contracted general activity (UDA)	36,115
Carry forward general activity (UDA)	0
19/20 Contracted orthodontic activity (UOA)	0
Carry forward orthodontic activity (UOA)	0
Baseline contract value	£1,115,525.30

ACCESS*

Patients seen in 24 months	Total	Change since previous quarter
Quarter ending June 2018	10,137	
Quarter ending September 2018	10,003	↓
Quarter ending December 2018	9,902	↓
Quarter ending March 2019	9,661	↓
Quarter ending June 2019	9,557	↓
Variance since June 2018	(5.7%)	↓



ACTIVITY



Month	Adjusted Scheduled Activity (UDA)	
	2019	2020
April	1,156	1,424
May	3,298	3,295
June	4,926	4,923
July	8,194	
August	10,591	
September	12,276	
October	15,031	
November	17,026	
December	18,337	
January	20,221	
February	22,146	
March	24,172	
April	25,053	
May	25,050	
June	25,048	

QUALITY

	Quantity	Base Number	Contract	AT	Region	England
% of FP17s for the same patient ID Re-attending within 3 months - Children	55	892	6.2%	9.2%	10.6%	11.4%
% of FP17s for the same patient ID Re-attending within 3 months - Adults	275	2,335	11.8%	13.8%	15.2%	15.4%
% of FP17s for the same patient ID Re-attending between 3 & 9 months - Children	499	892	55.9%	62.6%	62.3%	59.8%
% of FP17s for the same patient ID Re-attending between 3 & 9 months - Adults	1,344	2,335	57.6%	53.4%	53.3%	52.1%
% of FP17s for Band 1 Urgent Courses	166	2,848	5.8%	10.1%	9.7%	9.2%
% of FP17s Relating to Free Repair or Replacements	27	2,848	0.9%	0.6%	0.6%	0.7%
% of FP17s Relating to Continuations	14	2,848	0.5%	0.9%	0.8%	0.8%
% of Patients satisfied with the dentistry they have received	3	3	N/A	93.2%	93.4%	93.4%
% of Patients satisfied with the time they had to wait for an appointment	3	3	N/A	85.6%	86.8%	87.6%

* This is based on patients treated on this contract for their most recent course of treatment. Figures in italics indicate the base number of FP17s or Patient Questionnaire responses are less than 100. N/A is shown where the base number of responses is less than 10 during the period. % is calculated as Quantity/Base number*100

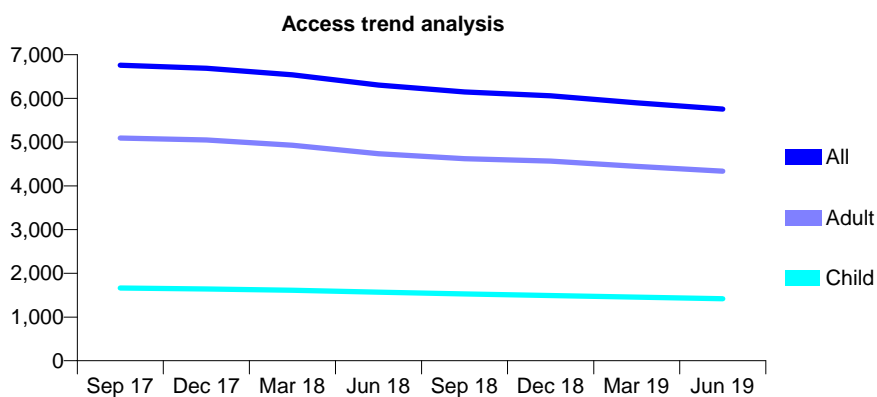
Q70 - Vital Signs At a Glance Contract Report for 191183/0002 - June 2019

Name or company name	SCA Healthcare
Contract type name	GDS Contract
Purpose of contract	General
Contract start date	01/10/2008
Contract end date	

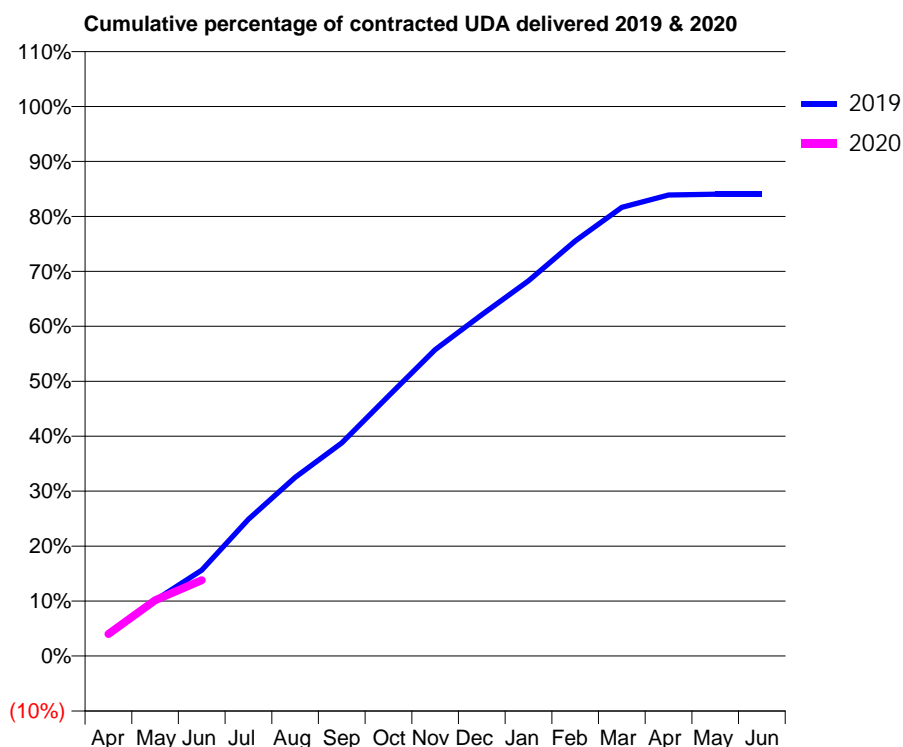
19/20 Contracted general activity (UDA)	22,500
Carry forward general activity (UDA)	0
19/20 Contracted orthodontic activity (UOA)	0
Carry forward orthodontic activity (UOA)	0
Baseline contract value	£548,337.38

ACCESS*

Patients seen in 24 months	Total	Change since previous quarter
Quarter ending June 2018	6,304	
Quarter ending September 2018	6,148	↓
Quarter ending December 2018	6,059	↓
Quarter ending March 2019	5,898	↓
Quarter ending June 2019	5,758	↓
Variance since June 2018	(8.7%)	↓



ACTIVITY



Month	Adjusted Scheduled Activity (UDA)	
	2019	2020
April	723	905
May	1,867	2,285
June	2,871	3,106
July	4,580	
August	5,981	
September	7,137	
October	8,704	
November	10,259	
December	11,430	
January	12,563	
February	13,900	
March	15,025	
April	15,434	
May	15,459	
June	15,460	

QUALITY

	Quantity	Base Number	Contract	AT	Region	England
% of FP17s for the same patient ID Re-attending within 3 months - Children	40	540	7.4%	9.2%	10.6%	11.4%
% of FP17s for the same patient ID Re-attending within 3 months - Adults	194	1,381	14.0%	13.8%	15.2%	15.4%
% of FP17s for the same patient ID Re-attending between 3 & 9 months - Children	356	540	65.9%	62.6%	62.3%	59.8%
% of FP17s for the same patient ID Re-attending between 3 & 9 months - Adults	823	1,381	59.6%	53.4%	53.3%	52.1%
% of FP17s for Band 1 Urgent Courses	166	1,705	9.7%	10.1%	9.7%	9.2%
% of FP17s Relating to Free Repair or Replacements	10	1,705	0.6%	0.6%	0.6%	0.7%
% of FP17s Relating to Continuations	9	1,705	0.5%	0.9%	0.8%	0.8%
% of Patients satisfied with the dentistry they have received	2	2	N/A	93.2%	93.4%	93.4%
% of Patients satisfied with the time they had to wait for an appointment	2	2	N/A	85.6%	86.8%	87.6%

* This is based on patients treated on this contract for their most recent course of treatment. Figures in italics indicate the base number of FP17s or Patient Questionnaire responses are less than 100. N/A is shown where the base number of responses is less than 10 during the period. % is calculated as Quantity/Base number*100

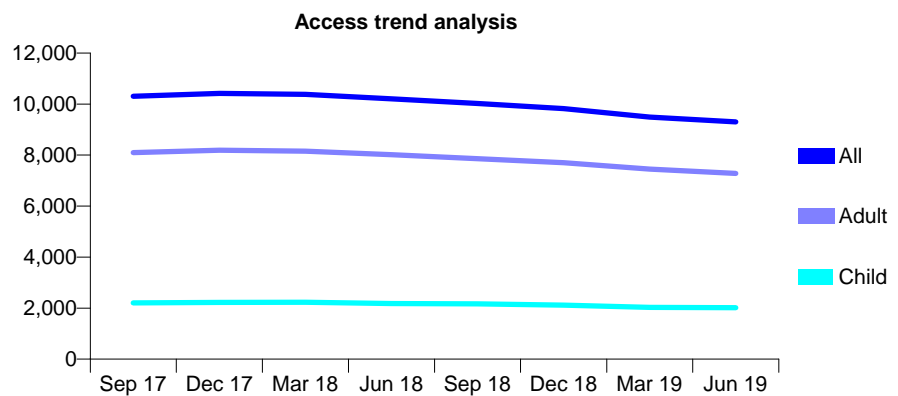
Q70 - Vital Signs At a Glance Contract Report for 191183/0003 - June 2019

Name or company name	SCA Healthcare
Contract type name	GDS Contract
Purpose of contract	General
Contract start date	01/10/2008
Contract end date	

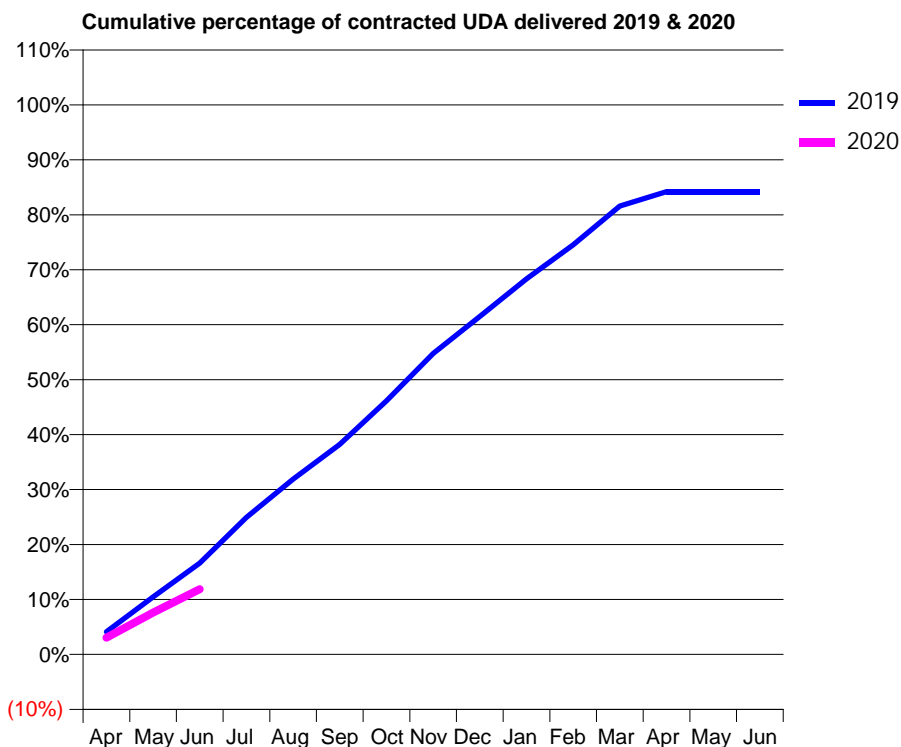
19/20 Contracted general activity (UDA)	30,000
Carry forward general activity (UDA)	0
19/20 Contracted orthodontic activity (UOA)	0
Carry forward orthodontic activity (UOA)	0
Baseline contract value	£845,808.15

ACCESS*

Patients seen in 24 months	Total	Change since previous quarter
Quarter ending June 2018	10,204	
Quarter ending September 2018	10,024	↓
Quarter ending December 2018	9,823	↓
Quarter ending March 2019	9,485	↓
Quarter ending June 2019	9,299	↓
Variance since June 2018	(8.9%)	↓



ACTIVITY



Month	2019	2020
April	908	910
May	2,301	2,281
June	3,655	3,565
July	5,492	
August	7,020	
September	8,413	
October	10,150	
November	12,047	
December	13,526	
January	15,030	
February	16,399	
March	17,953	
April	18,530	
May	18,530	
June	18,529	

QUALITY

	Quantity	Base Number	Contract	AT	Region	England
% of FP17s for the same patient ID Re-attending within 3 months - Children	41	718	5.7%	9.2%	10.6%	11.4%
% of FP17s for the same patient ID Re-attending within 3 months - Adults	168	2,250	7.5%	13.8%	15.2%	15.4%
% of FP17s for the same patient ID Re-attending between 3 & 9 months - Children	451	718	62.8%	62.6%	62.3%	59.8%
% of FP17s for the same patient ID Re-attending between 3 & 9 months - Adults	1,212	2,250	53.9%	53.4%	53.3%	52.1%
% of FP17s for Band 1 Urgent Courses	124	2,264	5.5%	10.1%	9.7%	9.2%
% of FP17s Relating to Free Repair or Replacements	4	2,264	0.2%	0.6%	0.6%	0.7%
% of FP17s Relating to Continuations	7	2,264	0.3%	0.9%	0.8%	0.8%
% of Patients satisfied with the dentistry they have received	8	8	N/A	93.2%	93.4%	93.4%
% of Patients satisfied with the time they had to wait for an appointment	7	8	N/A	85.6%	86.8%	87.6%

* This is based on patients treated on this contract for their most recent course of treatment. Figures in italics indicate the base number of FP17s or Patient Questionnaire responses are less than 100. N/A is shown where the base number of responses is less than 10 during the period. % is calculated as Quantity/Base number*100

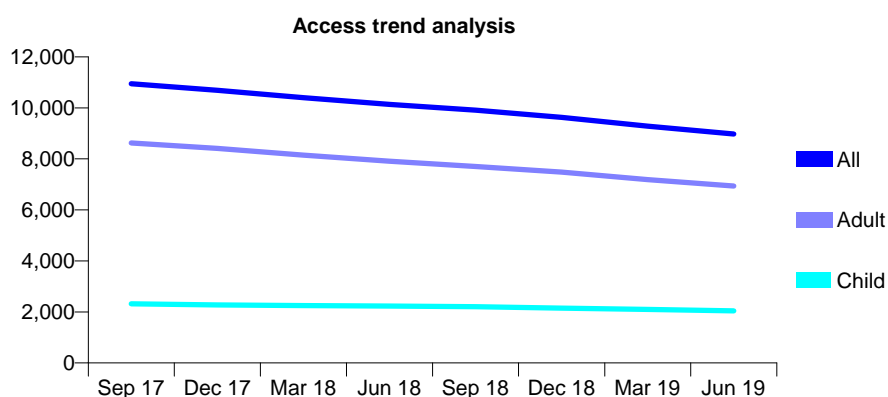
Q70 - Vital Signs At a Glance Contract Report for 19183/0004 - June 2019

Name or company name	SCA Healthcare
Contract type name	GDS Contract
Purpose of contract	General
Contract start date	01/04/2011
Contract end date	

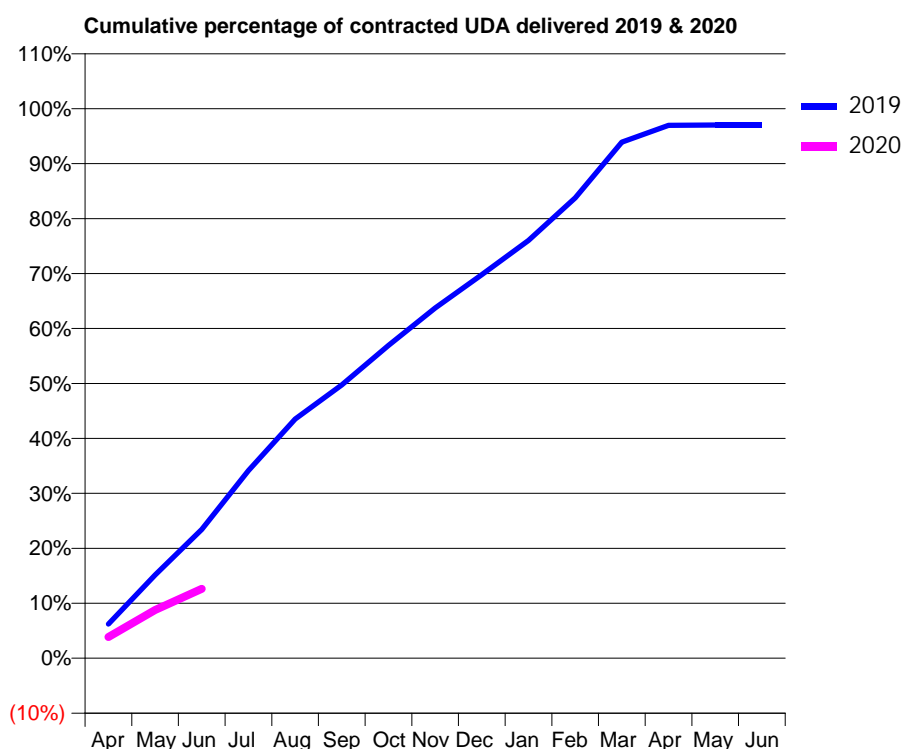
19/20 Contracted general activity (UDA)	30,000
Carry forward general activity (UDA)	0
19/20 Contracted orthodontic activity (UOA)	0
Carry forward orthodontic activity (UOA)	0
Baseline contract value	£788,208.18

ACCESS*

Patients seen in 24 months	Total	Change since previous quarter
Quarter ending June 2018	10,138	
Quarter ending September 2018	9,909	↓
Quarter ending December 2018	9,629	↓
Quarter ending March 2019	9,283	↓
Quarter ending June 2019	8,977	↓
Variance since June 2018	(11.5%)	↓



ACTIVITY



Month	2019	2020
April	1,308	1,163
May	3,182	2,633
June	4,922	3,788
July	7,173	
August	9,142	
September	10,442	
October	11,954	
November	13,384	
December	14,655	
January	15,964	
February	17,595	
March	19,719	
April	20,362	
May	20,373	
June	20,374	

QUALITY

	Quantity	Base Number	Contract	AT	Region	England
% of FP17s for the same patient ID Re-attending within 3 months - Children	34	692	4.9%	9.2%	10.6%	11.4%
% of FP17s for the same patient ID Re-attending within 3 months - Adults	209	2,175	9.6%	13.8%	15.2%	15.4%
% of FP17s for the same patient ID Re-attending between 3 & 9 months - Children	434	692	62.7%	62.6%	62.3%	59.8%
% of FP17s for the same patient ID Re-attending between 3 & 9 months - Adults	1,223	2,175	56.2%	53.4%	53.3%	52.1%
% of FP17s for Band 1 Urgent Courses	274	2,473	11.1%	10.1%	9.7%	9.2%
% of FP17s Relating to Free Repair or Replacements	6	2,473	0.2%	0.6%	0.6%	0.7%
% of FP17s Relating to Continuations	1	2,473	0.0%	0.9%	0.8%	0.8%
% of Patients satisfied with the dentistry they have received	2	2	N/A	93.2%	93.4%	93.4%
% of Patients satisfied with the time they had to wait for an appointment	0	2	N/A	85.6%	86.8%	87.6%

* This is based on patients treated on this contract for their most recent course of treatment.

Figures in italics indicate the base number of FP17s or Patient Questionnaire responses are less than 100. N/A is shown where the base number of responses is less than 10 during the period. % is calculated as Quantity/Base number*100

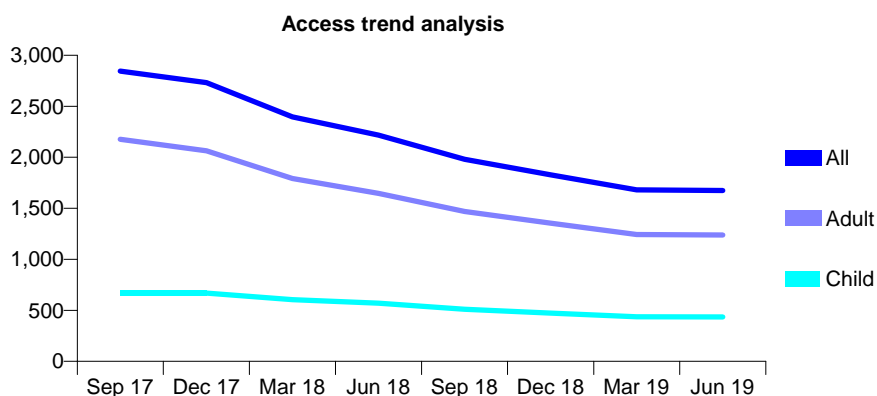
Q70 - Vital Signs At a Glance Contract Report for 192317/0001 - June 2019

Name or company name	Smile Care Dorset Limited
Contract type name	GDS Contract
Purpose of contract	General
Contract start date	01/01/2013
Contract end date	

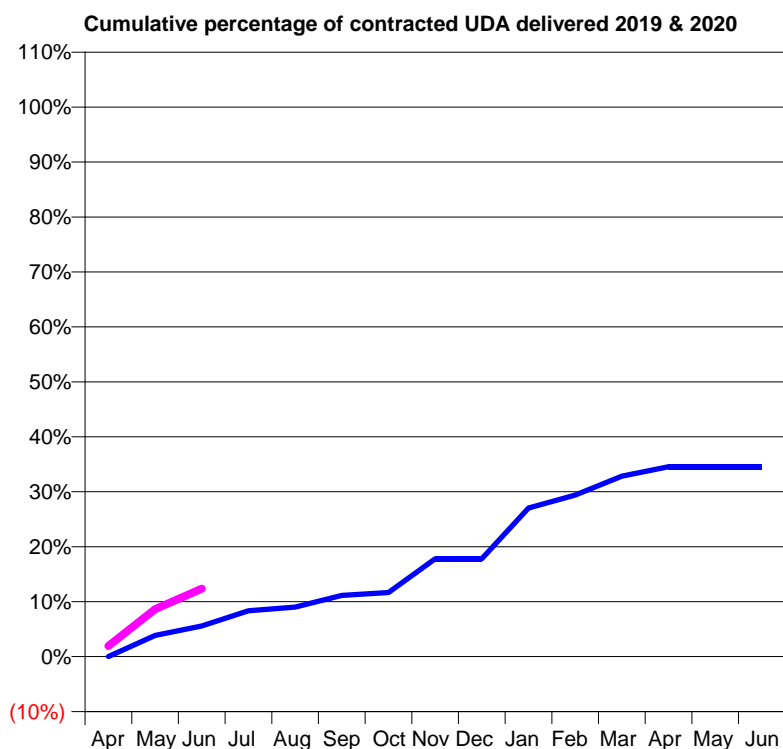
19/20 Contracted general activity (UDA)	9,883
Carry forward general activity (UDA)	0
19/20 Contracted orthodontic activity (UOA)	0
Carry forward orthodontic activity (UOA)	0
Baseline contract value	£234,443.05

ACCESS*

Patients seen in 24 months	Total	Change since previous quarter
Quarter ending June 2018	2,217	
Quarter ending September 2018	1,980	↓
Quarter ending December 2018	1,828	↓
Quarter ending March 2019	1,680	↓
Quarter ending June 2019	1,675	→
Variance since June 2018	(24.4%)	↓



ACTIVITY



Month	Adjusted Scheduled Activity (UDA)	
	2019	2020
April	0	193
May	383	856
June	552	1,221
July	826	
August	892	
September	1,103	
October	1,152	
November	1,761	
December	1,761	
January	2,674	
February	2,904	
March	3,246	
April	3,414	
May	3,414	
June	3,414	

QUALITY

	Quantity	Base Number	Contract	AT	Region	England
% of FP17s for the same patient ID Re-attending within 3 months - Children	17	171	9.9%	9.2%	10.6%	11.4%
% of FP17s for the same patient ID Re-attending within 3 months - Adults	63	430	14.7%	13.8%	15.2%	15.4%
% of FP17s for the same patient ID Re-attending between 3 & 9 months - Children	59	171	34.5%	62.6%	62.3%	59.8%
% of FP17s for the same patient ID Re-attending between 3 & 9 months - Adults	129	430	30.0%	53.4%	53.3%	52.1%
% of FP17s for Band 1 Urgent Courses	84	555	15.1%	10.1%	9.7%	9.2%
% of FP17s Relating to Free Repair or Replacements	0	555	0.0%	0.6%	0.6%	0.7%
% of FP17s Relating to Continuations	1	555	0.2%	0.9%	0.8%	0.8%
% of Patients satisfied with the dentistry they have received	1	1	N/A	93.2%	93.4%	93.4%
% of Patients satisfied with the time they had to wait for an appointment	1	1	N/A	85.6%	86.8%	87.6%

* This is based on patients treated on this contract for their most recent course of treatment. Figures in italics indicate the base number of FP17s or Patient Questionnaire responses are less than 100. N/A is shown where the base number of responses is less than 10 during the period. % is calculated as Quantity/Base number*100

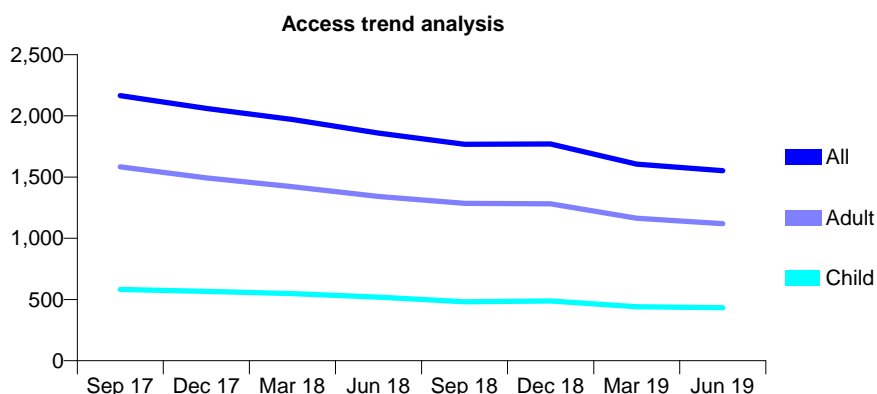
Q70 - Vital Signs At a Glance Contract Report for 192317/0002 - June 2019

Name or company name	Smile Care Dorset Limited
Contract type name	GDS Contract
Purpose of contract	General
Contract start date	01/01/2013
Contract end date	

19/20 Contracted general activity (UDA)	7,000
Carry forward general activity (UDA)	0
19/20 Contracted orthodontic activity (UOA)	0
Carry forward orthodontic activity (UOA)	0
Baseline contract value	£156,312.71

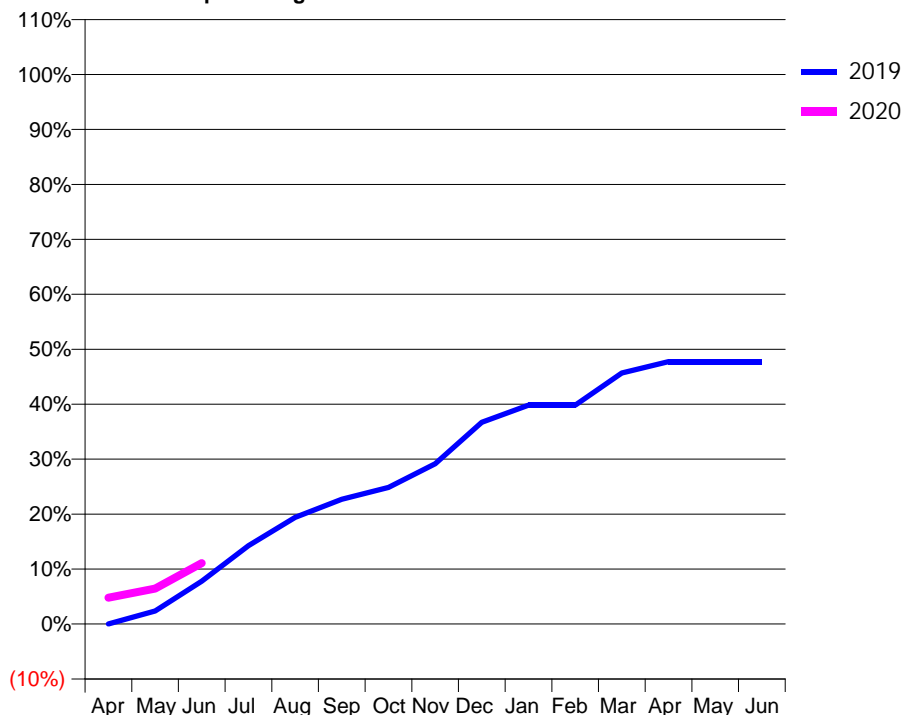
ACCESS*

Patients seen in 24 months	Total	Change since previous quarter
Quarter ending June 2018	1,860	
Quarter ending September 2018	1,768	↓
Quarter ending December 2018	1,771	→
Quarter ending March 2019	1,606	↓
Quarter ending June 2019	1,552	↓
Variance since June 2018	(16.6%)	↓



ACTIVITY

Cumulative percentage of contracted UDA delivered 2019 & 2020



Month	Adjusted Scheduled Activity (UDA)	
	2019	2020
April	0	335
May	166	453
June	547	775
July	998	
August	1,360	
September	1,589	
October	1,741	
November	2,040	
December	2,569	
January	2,789	
February	2,789	
March	3,199	
April	3,343	
May	3,343	
June	3,343	

QUALITY

	Quantity	Base Number	Contract	AT	Region	England
% of FP17s for the same patient ID Re-attending within 3 months - Children	4	109	3.7%	9.2%	10.6%	11.4%
% of FP17s for the same patient ID Re-attending within 3 months - Adults	29	284	10.2%	13.8%	15.2%	15.4%
% of FP17s for the same patient ID Re-attending between 3 & 9 months - Children	52	109	47.7%	62.6%	62.3%	59.8%
% of FP17s for the same patient ID Re-attending between 3 & 9 months - Adults	121	284	42.6%	53.4%	53.3%	52.1%
% of FP17s for Band 1 Urgent Courses	37	339	10.9%	10.1%	9.7%	9.2%
% of FP17s Relating to Free Repair or Replacements	4	339	1.2%	0.6%	0.6%	0.7%
% of FP17s Relating to Continuations	3	339	0.9%	0.9%	0.8%	0.8%
% of Patients satisfied with the dentistry they have received	1	1	N/A	93.2%	93.4%	93.4%
% of Patients satisfied with the time they had to wait for an appointment	1	1	N/A	85.6%	86.8%	87.6%

* This is based on patients treated on this contract for their most recent course of treatment. Figures in italics indicate the base number of FP17s or Patient Questionnaire responses are less than 100. N/A is shown where the base number of responses is less than 10 during the period. % is calculated as Quantity/Base number*100

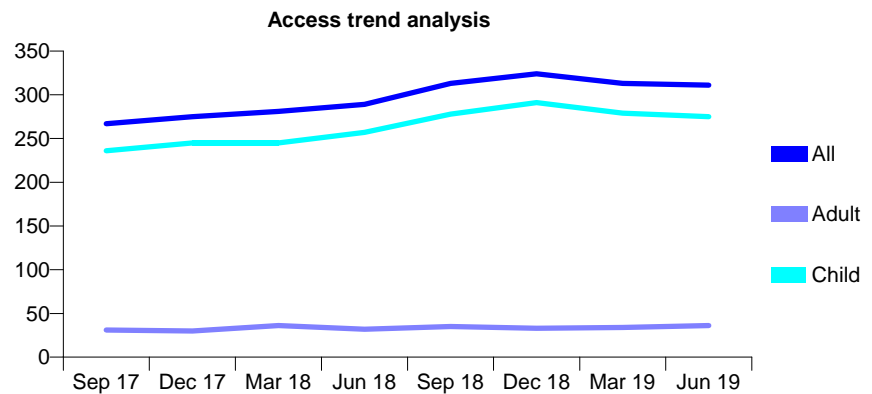
Q70 - Vital Signs At a Glance Contract Report for 194085/0001 - June 2019

Name or company name	PEZO LTD
Contract type name	GDS Contract
Purpose of contract	General
Contract start date	01/02/2008
Contract end date	

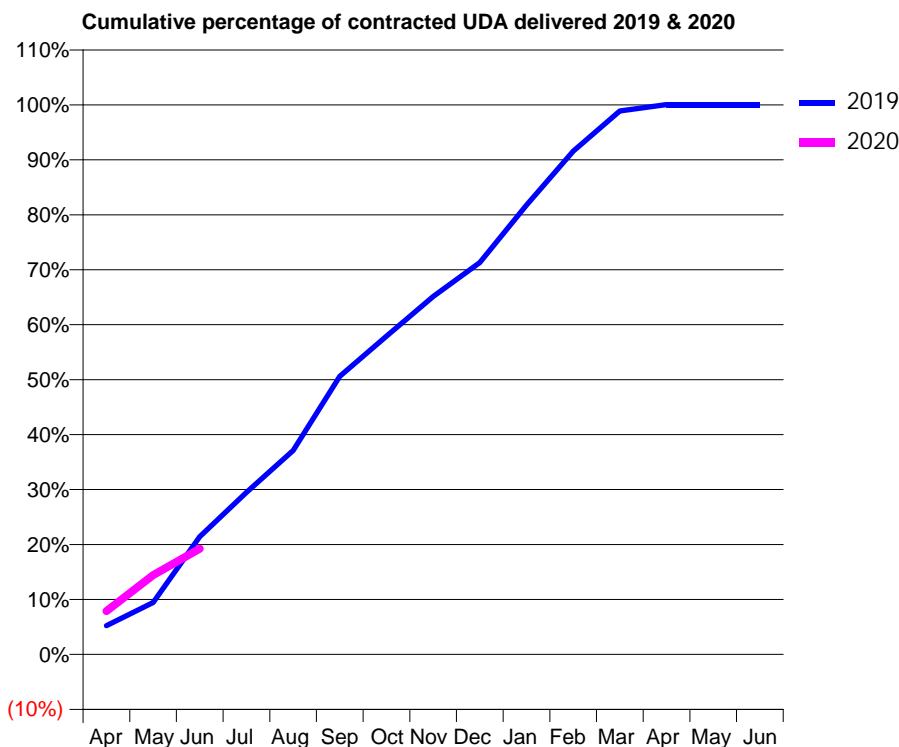
19/20 Contracted general activity (UDA)	520
Carry forward general activity (UDA)	0
19/20 Contracted orthodontic activity (UOA)	0
Carry forward orthodontic activity (UOA)	0
Baseline contract value	£12,966.07

ACCESS*

Patients seen in 24 months	Total	Change since previous quarter
Quarter ending June 2018	289	
Quarter ending September 2018	313	↑
Quarter ending December 2018	324	↑
Quarter ending March 2019	313	↓
Quarter ending June 2019	311	→
Variance since June 2018	7.6%	↑



ACTIVITY



Month	2019	2020
April	27	41
May	49	75
June	111	100
July	153	
August	193	
September	263	
October	301	
November	339	
December	371	
January	425	
February	476	
March	514	
April	520	
May	520	
June	520	

QUALITY

	Quantity	Base Number	Contract	AT	Region	England
% of FP17s for the same patient ID Re-attending within 3 months - Children	2	83	2.4%	9.2%	10.6%	11.4%
% of FP17s for the same patient ID Re-attending within 3 months - Adults	0	3	0.0%	13.8%	15.2%	15.4%
% of FP17s for the same patient ID Re-attending between 3 & 9 months - Children	65	83	78.3%	62.6%	62.3%	59.8%
% of FP17s for the same patient ID Re-attending between 3 & 9 months - Adults	2	3	66.7%	53.4%	53.3%	52.1%
% of FP17s for Band 1 Urgent Courses	0	80	0.0%	10.1%	9.7%	9.2%
% of FP17s Relating to Free Repair or Replacements	0	80	0.0%	0.6%	0.6%	0.7%
% of FP17s Relating to Continuations	0	80	0.0%	0.9%	0.8%	0.8%
% of Patients satisfied with the dentistry they have received	0	0	N/A	93.2%	93.4%	93.4%
% of Patients satisfied with the time they had to wait for an appointment	0	0	N/A	85.6%	86.8%	87.6%

* This is based on patients treated on this contract for their most recent course of treatment. Figures in italics indicate the base number of FP17s or Patient Questionnaire responses are less than 100. N/A is shown where the base number of responses is less than 10 during the period. % is calculated as Quantity/Base number*100

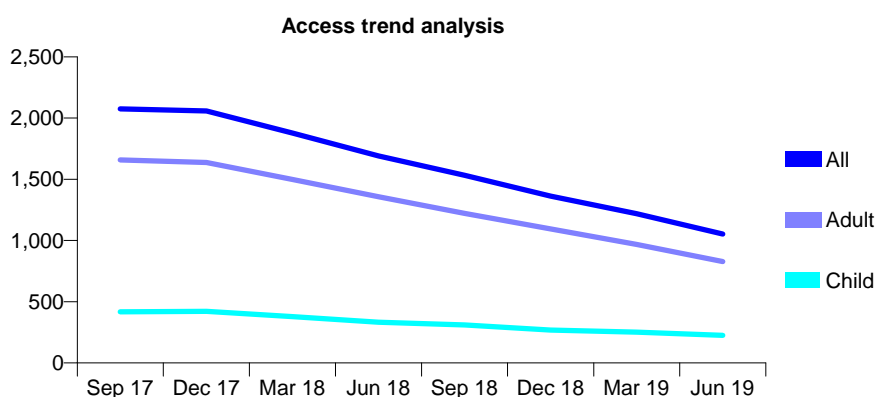
Q70 - Vital Signs At a Glance Contract Report for 194158/0001 - June 2019

Name or company name	Mrs DS Banuri
Contract type name	GDS Contract
Purpose of contract	General
Contract start date	01/04/2011
Contract end date	

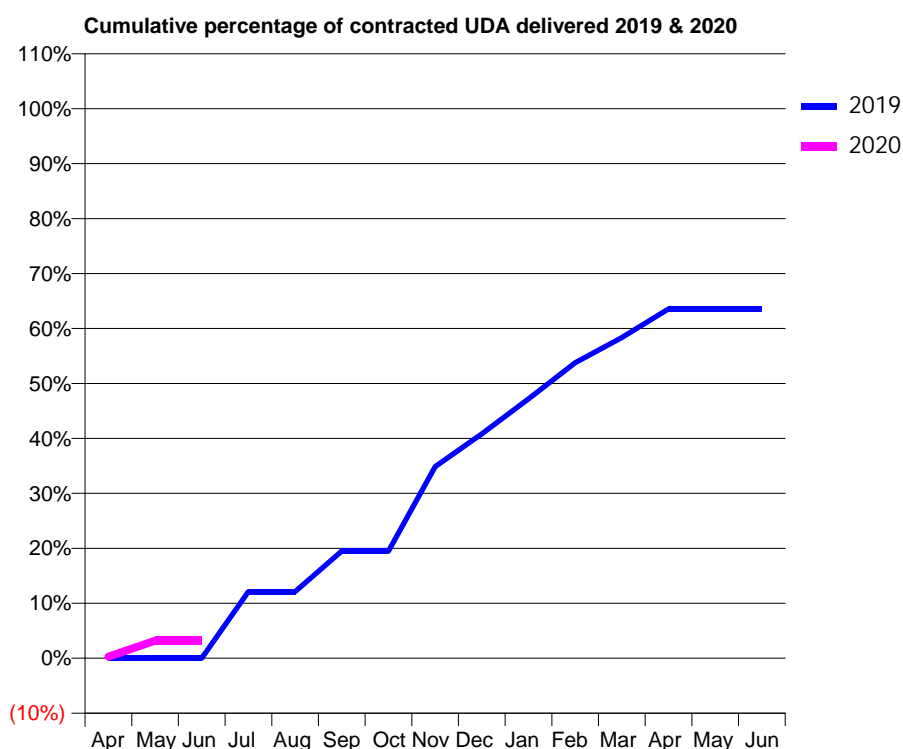
19/20 Contracted general activity (UDA)	4,000
Carry forward general activity (UDA)	0
19/20 Contracted orthodontic activity (UOA)	0
Carry forward orthodontic activity (UOA)	0
Baseline contract value	£84,496.17

ACCESS*

Patients seen in 24 months	Total	Change since previous quarter
Quarter ending June 2018	1,691	
Quarter ending September 2018	1,532	↓
Quarter ending December 2018	1,363	↓
Quarter ending March 2019	1,220	↓
Quarter ending June 2019	1,053	↓
Variance since June 2018	(37.7%)	↓



ACTIVITY



Month	2019	2020
April	0	11
May	0	128
June	0	128
July	486	
August	486	
September	780	
October	780	
November	1,396	
December	1,633	
January	1,887	
February	2,151	
March	2,334	
April	2,543	
May	2,543	
June	2,543	

QUALITY

	Quantity	Base Number	Contract	AT	Region	England
% of FP17s for the same patient ID Re-attending within 3 months - Children	2	49	4.1%	9.2%	10.6%	11.4%
% of FP17s for the same patient ID Re-attending within 3 months - Adults	9	111	8.1%	13.8%	15.2%	15.4%
% of FP17s for the same patient ID Re-attending between 3 & 9 months - Children	26	49	53.1%	62.6%	62.3%	59.8%
% of FP17s for the same patient ID Re-attending between 3 & 9 months - Adults	49	111	44.1%	53.4%	53.3%	52.1%
% of FP17s for Band 1 Urgent Courses	4	71	5.6%	10.1%	9.7%	9.2%
% of FP17s Relating to Free Repair or Replacements	0	71	0.0%	0.6%	0.6%	0.7%
% of FP17s Relating to Continuations	0	71	0.0%	0.9%	0.8%	0.8%
% of Patients satisfied with the dentistry they have received	0	0	N/A	93.2%	93.4%	93.4%
% of Patients satisfied with the time they had to wait for an appointment	0	0	N/A	85.6%	86.8%	87.6%

* This is based on patients treated on this contract for their most recent course of treatment.

Figures in italics indicate the base number of FP17s or Patient Questionnaire responses are less than 100. N/A is shown where the base number of responses is less than 10 during the period. % is calculated as Quantity/Base number*100

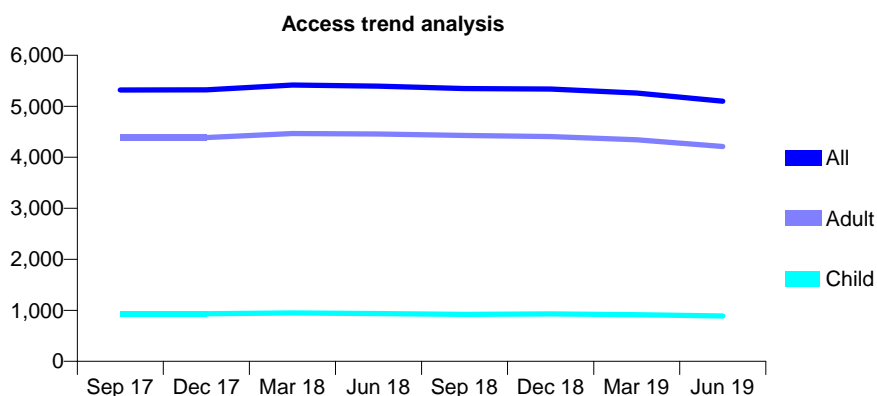
Q70 - Vital Signs At a Glance Contract Report for 194808/0001 - June 2019

Name or company name	Paul Bester and Forbes Watson Limited Lia
Contract type name	GDS Contract
Purpose of contract	General
Contract start date	01/07/2013
Contract end date	

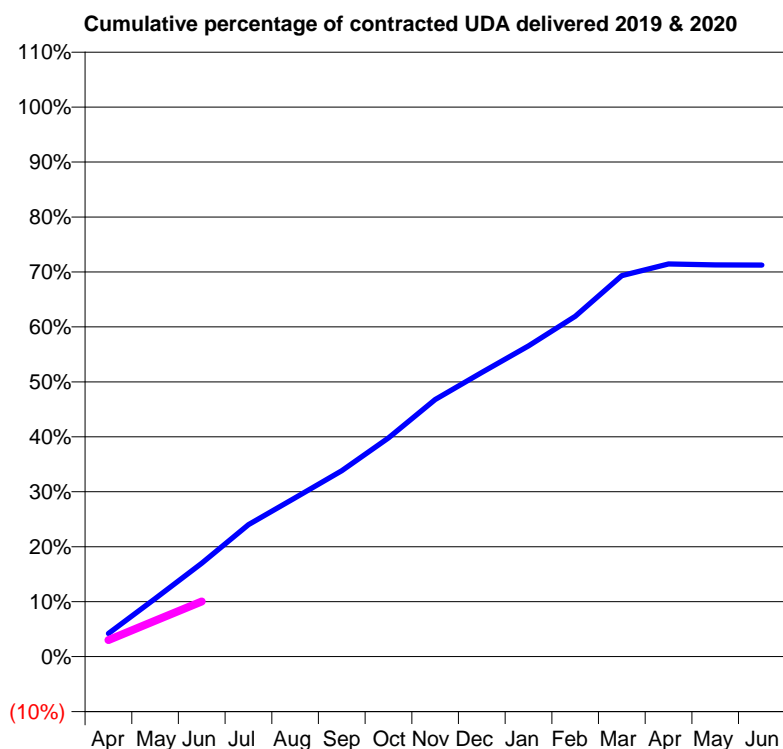
19/20 Contracted general activity (UDA)	19,000
Carry forward general activity (UDA)	0
19/20 Contracted orthodontic activity (UOA)	0
Carry forward orthodontic activity (UOA)	0
Baseline contract value	£502,270.55

ACCESS*

Patients seen in 24 months	Total	Change since previous quarter
Quarter ending June 2018	5,395	
Quarter ending September 2018	5,349	→
Quarter ending December 2018	5,336	→
Quarter ending March 2019	5,260	↓
Quarter ending June 2019	5,100	↓
Variance since June 2018	(5.5%)	↓



ACTIVITY



Month	Adjusted Scheduled Activity (UDA)	
	2019	2020
April	802	573
May	2,006	1,242
June	3,231	1,907
July	4,565	
August	5,495	
September	6,431	
October	7,565	
November	8,886	
December	9,824	
January	10,742	
February	11,763	
March	13,169	
April	13,574	
May	13,543	
June	13,537	

QUALITY

	Quantity	Base Number	Contract	AT	Region	England
% of FP17s for the same patient ID Re-attending within 3 months - Children	16	232	6.9%	9.2%	10.6%	11.4%
% of FP17s for the same patient ID Re-attending within 3 months - Adults	142	1,131	12.6%	13.8%	15.2%	15.4%
% of FP17s for the same patient ID Re-attending between 3 & 9 months - Children	144	232	62.1%	62.6%	62.3%	59.8%
% of FP17s for the same patient ID Re-attending between 3 & 9 months - Adults	719	1,131	63.6%	53.4%	53.3%	52.1%
% of FP17s for Band 1 Urgent Courses	58	1,143	5.1%	10.1%	9.7%	9.2%
% of FP17s Relating to Free Repair or Replacements	6	1,143	0.5%	0.6%	0.6%	0.7%
% of FP17s Relating to Continuations	6	1,143	0.5%	0.9%	0.8%	0.8%
% of Patients satisfied with the dentistry they have received	2	2	N/A	93.2%	93.4%	93.4%
% of Patients satisfied with the time they had to wait for an appointment	2	2	N/A	85.6%	86.8%	87.6%

* This is based on patients treated on this contract for their most recent course of treatment. Figures in italics indicate the base number of FP17s or Patient Questionnaire responses are less than 100. N/A is shown where the base number of responses is less than 10 during the period. % is calculated as Quantity/Base number*100

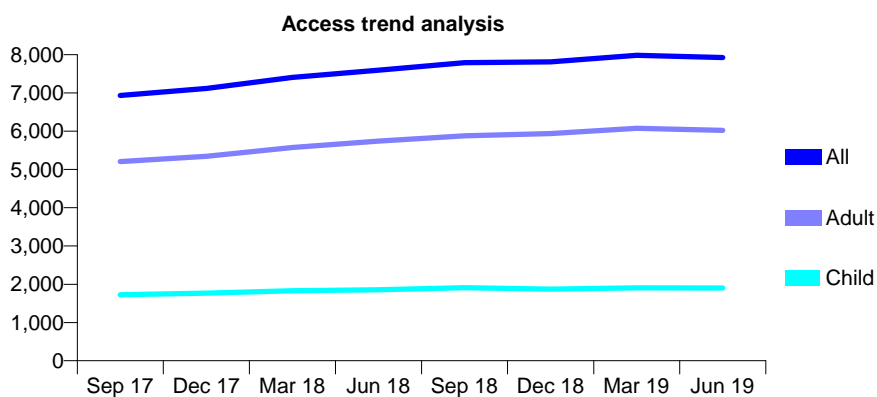
Q70 - Vital Signs At a Glance Contract Report for 195871/0001 - June 2019

Name or company name	Dental Group Ltd
Contract type name	GDS Contract
Purpose of contract	General
Contract start date	01/04/2012
Contract end date	

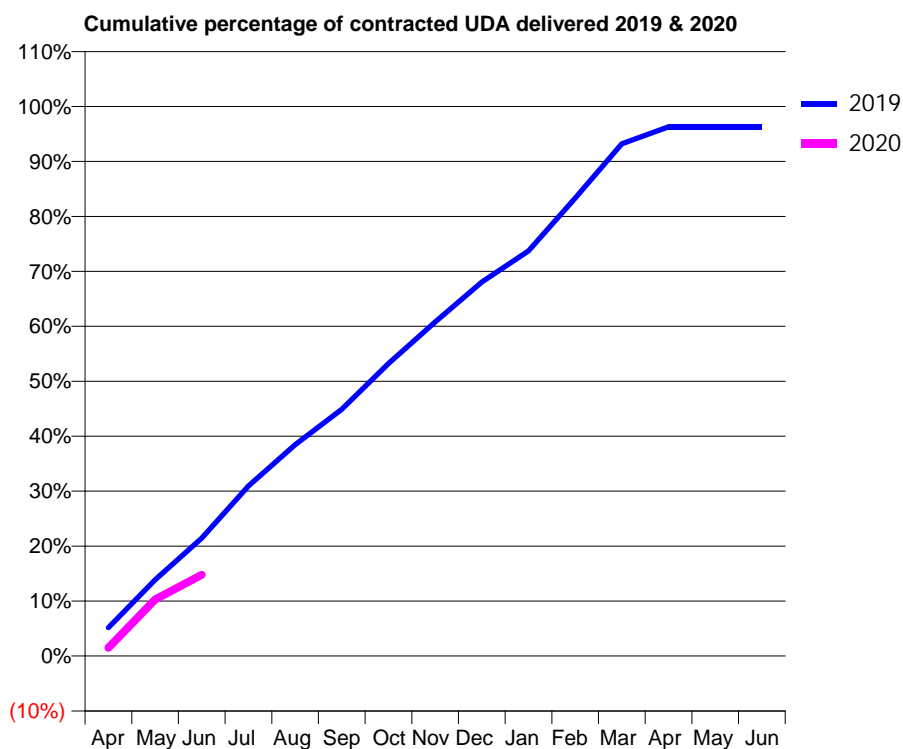
19/20 Contracted general activity (UDA)	19,090
Carry forward general activity (UDA)	0
19/20 Contracted orthodontic activity (UOA)	0
Carry forward orthodontic activity (UOA)	0
Baseline contract value	£551,936.67

ACCESS*

Patients seen in 24 months	Total	Change since previous quarter
Quarter ending June 2018	7,593	
Quarter ending September 2018	7,788	↑
Quarter ending December 2018	7,811	→
Quarter ending March 2019	7,985	↑
Quarter ending June 2019	7,925	→
Variance since June 2018	4.4%	↑



ACTIVITY



Month	Adjusted Scheduled Activity (UDA)	
	2019	2020
April	991	287
May	2,652	1,966
June	4,099	2,822
July	5,911	
August	7,341	
September	8,574	
October	10,161	
November	11,607	
December	12,986	
January	14,078	
February	15,906	
March	17,792	
April	18,383	
May	18,386	
June	18,386	

QUALITY

	Quantity	Base Number	Contract	AT	Region	England
% of FP17s for the same patient ID Re-attending within 3 months - Children	37	598	6.2%	9.2%	10.6%	11.4%
% of FP17s for the same patient ID Re-attending within 3 months - Adults	212	1,566	13.5%	13.8%	15.2%	15.4%
% of FP17s for the same patient ID Re-attending between 3 & 9 months - Children	315	598	52.7%	62.6%	62.3%	59.8%
% of FP17s for the same patient ID Re-attending between 3 & 9 months - Adults	822	1,566	52.5%	53.4%	53.3%	52.1%
% of FP17s for Band 1 Urgent Courses	175	1,592	11.0%	10.1%	9.7%	9.2%
% of FP17s Relating to Free Repair or Replacements	6	1,592	0.4%	0.6%	0.6%	0.7%
% of FP17s Relating to Continuations	24	1,592	1.5%	0.9%	0.8%	0.8%
% of Patients satisfied with the dentistry they have received	4	4	N/A	93.2%	93.4%	93.4%
% of Patients satisfied with the time they had to wait for an appointment	3	4	N/A	85.6%	86.8%	87.6%

* This is based on patients treated on this contract for their most recent course of treatment. Figures in italics indicate the base number of FP17s or Patient Questionnaire responses are less than 100. N/A is shown where the base number of responses is less than 10 during the period. % is calculated as Quantity/Base number*100

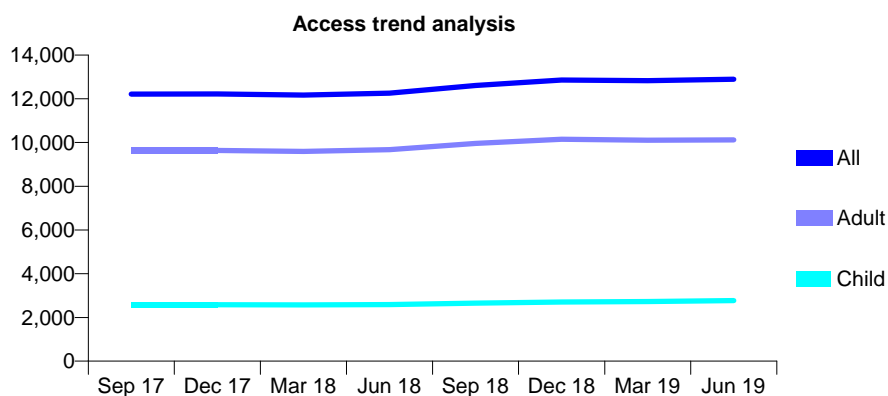
Q70 - Vital Signs At a Glance Contract Report for 195901/0001 - June 2019

Name or company name	Dr Anushika Brogan
Contract type name	GDS Contract
Purpose of contract	General
Contract start date	08/09/2007
Contract end date	

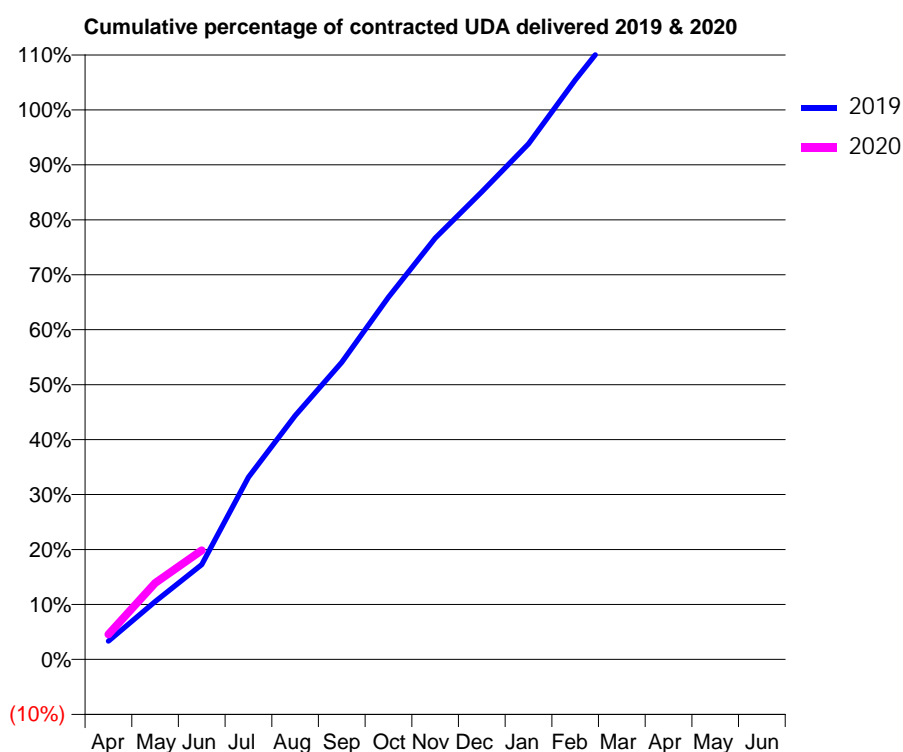
19/20 Contracted general activity (UDA)	29,887
Carry forward general activity (UDA)	0
19/20 Contracted orthodontic activity (UOA)	0
Carry forward orthodontic activity (UOA)	0
Baseline contract value	£806,156.53

ACCESS*

Patients seen in 24 months	Total	Change since previous quarter
Quarter ending June 2018	12,256	
Quarter ending September 2018	12,609	↑
Quarter ending December 2018	12,855	→
Quarter ending March 2019	12,824	→
Quarter ending June 2019	12,892	→
Variance since June 2018	5.2%	↑



ACTIVITY



Month	2019	2020
April	994	1,369
May	3,146	4,157
June	5,162	5,937
July	9,910	
August	13,262	
September	16,155	
October	19,701	
November	22,916	
December	25,422	
January	28,033	
February	31,510	
March	34,676	
April	35,869	
May	35,900	
June	35,916	

QUALITY

	Quantity	Base Number	Contract	AT	Region	England
% of FP17s for the same patient ID Re-attending within 3 months - Children	41	827	5.0%	9.2%	10.6%	11.4%
% of FP17s for the same patient ID Re-attending within 3 months - Adults	343	2,672	12.8%	13.8%	15.2%	15.4%
% of FP17s for the same patient ID Re-attending between 3 & 9 months - Children	493	827	59.6%	62.6%	62.3%	59.8%
% of FP17s for the same patient ID Re-attending between 3 & 9 months - Adults	1,325	2,672	49.6%	53.4%	53.3%	52.1%
% of FP17s for Band 1 Urgent Courses	338	2,965	11.4%	10.1%	9.7%	9.2%
% of FP17s Relating to Free Repair or Replacements	19	2,965	0.6%	0.6%	0.6%	0.7%
% of FP17s Relating to Continuations	5	2,965	0.2%	0.9%	0.8%	0.8%
% of Patients satisfied with the dentistry they have received	3	3	N/A	93.2%	93.4%	93.4%
% of Patients satisfied with the time they had to wait for an appointment	3	3	N/A	85.6%	86.8%	87.6%

* This is based on patients treated on this contract for their most recent course of treatment. Figures in italics indicate the base number of FP17s or Patient Questionnaire responses are less than 100. N/A is shown where the base number of responses is less than 10 during the period. % is calculated as Quantity/Base number*100

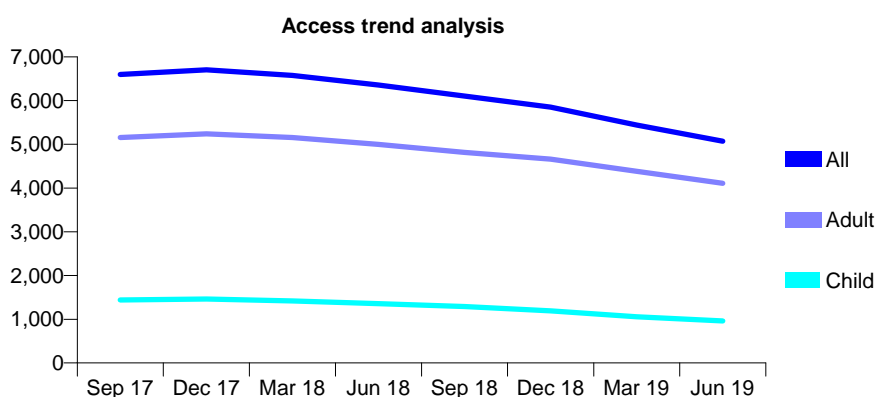
Q70 - Vital Signs At a Glance Contract Report for 196398/0001 - June 2019

Name or company name	S Cowley, R Ingham and J Angelo
Contract type name	GDS Contract
Purpose of contract	General
Contract start date	01/12/2010
Contract end date	

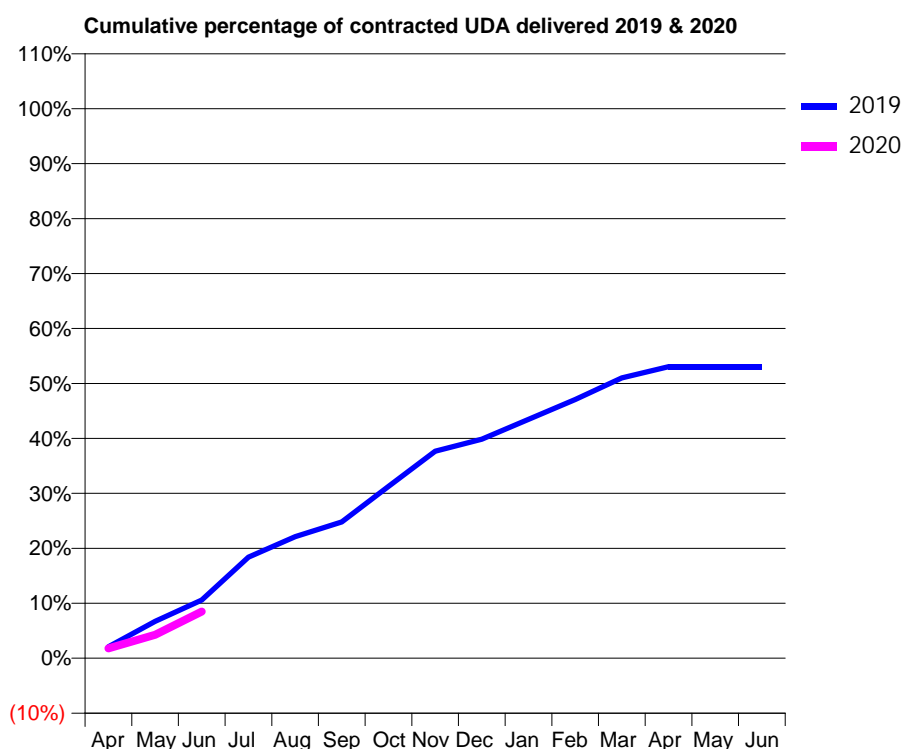
19/20 Contracted general activity (UDA)	21,600
Carry forward general activity (UDA)	0
19/20 Contracted orthodontic activity (UOA)	0
Carry forward orthodontic activity (UOA)	0
Baseline contract value	£660,919.64

ACCESS*

Patients seen in 24 months	Total	Change since previous quarter
Quarter ending June 2018	6,354	
Quarter ending September 2018	6,104	↓
Quarter ending December 2018	5,851	↓
Quarter ending March 2019	5,439	↓
Quarter ending June 2019	5,072	↓
Variance since June 2018	(20.2%)	↓



ACTIVITY



Month	2019	2020
April	450	390
May	1,450	927
June	2,286	1,831
July	3,977	
August	4,779	
September	5,362	
October	6,754	
November	8,138	
December	8,611	
January	9,390	
February	10,168	
March	11,018	
April	11,460	
May	11,460	
June	11,460	

QUALITY

	Quantity	Base Number	Contract	AT	Region	England
% of FP17s for the same patient ID Re-attending within 3 months - Children	7	169	4.1%	9.2%	10.6%	11.4%
% of FP17s for the same patient ID Re-attending within 3 months - Adults	143	995	14.4%	13.8%	15.2%	15.4%
% of FP17s for the same patient ID Re-attending between 3 & 9 months - Children	61	169	36.1%	62.6%	62.3%	59.8%
% of FP17s for the same patient ID Re-attending between 3 & 9 months - Adults	415	995	41.7%	53.4%	53.3%	52.1%
% of FP17s for Band 1 Urgent Courses	138	1,010	13.7%	10.1%	9.7%	9.2%
% of FP17s Relating to Free Repair or Replacements	6	1,010	0.6%	0.6%	0.6%	0.7%
% of FP17s Relating to Continuations	34	1,010	3.4%	0.9%	0.8%	0.8%
% of Patients satisfied with the dentistry they have received	1	1	N/A	93.2%	93.4%	93.4%
% of Patients satisfied with the time they had to wait for an appointment	1	1	N/A	85.6%	86.8%	87.6%

* This is based on patients treated on this contract for their most recent course of treatment.

Figures in italics indicate the base number of FP17s or Patient Questionnaire responses are less than 100. N/A is shown where the base number of responses is less than 10 during the period. % is calculated as Quantity/Base number*100

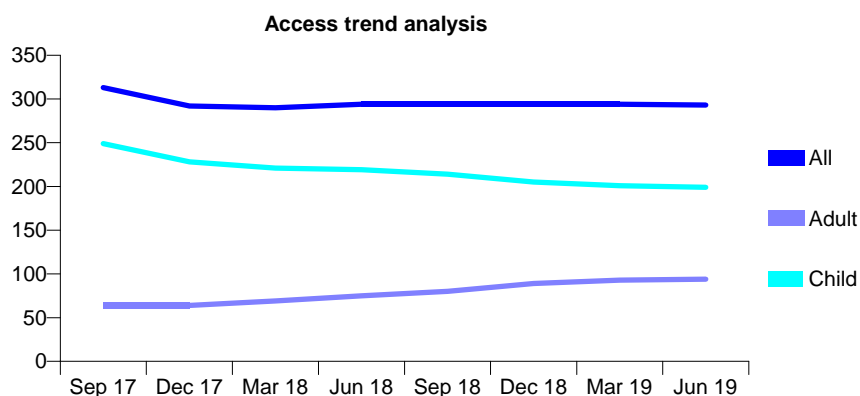
Q70 - Vital Signs At a Glance Contract Report for 197556/0001 - June 2019

Name or company name	M Sehat
Contract type name	GDS Contract
Purpose of contract	General
Contract start date	15/09/2010
Contract end date	

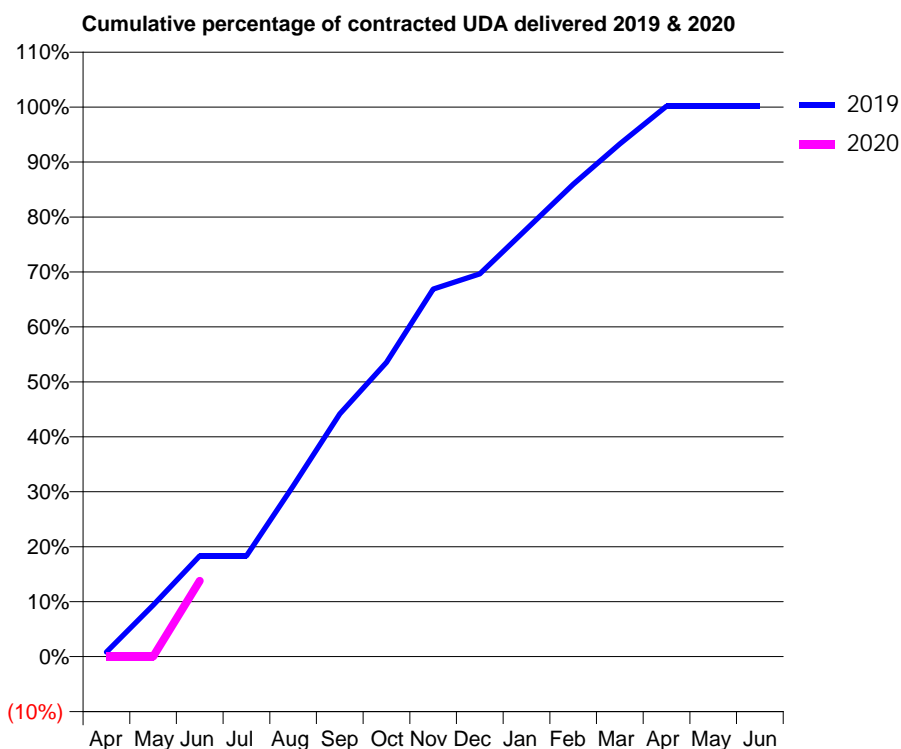
19/20 Contracted general activity (UDA)	480
Carry forward general activity (UDA)	0
19/20 Contracted orthodontic activity (UOA)	0
Carry forward orthodontic activity (UOA)	0
Baseline contract value	£12,585.79

ACCESS*

Patients seen in 24 months	Total	Change since previous quarter
Quarter ending June 2018	294	
Quarter ending September 2018	294	→
Quarter ending December 2018	294	→
Quarter ending March 2019	294	→
Quarter ending June 2019	293	→
Variance since June 2018	(0.3%)	→



ACTIVITY



Month	Adjusted Scheduled Activity (UDA)	
	2019	2020
April	4	0
May	45	0
June	88	66
July	88	
August	149	
September	212	
October	257	
November	321	
December	334	
January	373	
February	413	
March	448	
April	481	
May	481	
June	481	

QUALITY

	Quantity	Base Number	Contract	AT	Region	England
% of FP17s for the same patient ID Re-attending within 3 months - Children	0	59	0.0%	9.2%	10.6%	11.4%
% of FP17s for the same patient ID Re-attending within 3 months - Adults	0	16	0.0%	13.8%	15.2%	15.4%
% of FP17s for the same patient ID Re-attending between 3 & 9 months - Children	35	59	59.3%	62.6%	62.3%	59.8%
% of FP17s for the same patient ID Re-attending between 3 & 9 months - Adults	5	16	31.3%	53.4%	53.3%	52.1%
% of FP17s for Band 1 Urgent Courses	1	54	1.9%	10.1%	9.7%	9.2%
% of FP17s Relating to Free Repair or Replacements	0	54	0.0%	0.6%	0.6%	0.7%
% of FP17s Relating to Continuations	0	54	0.0%	0.9%	0.8%	0.8%
% of Patients satisfied with the dentistry they have received	0	0	N/A	93.2%	93.4%	93.4%
% of Patients satisfied with the time they had to wait for an appointment	0	0	N/A	85.6%	86.8%	87.6%

* This is based on patients treated on this contract for their most recent course of treatment. Figures in italics indicate the base number of FP17s or Patient Questionnaire responses are less than 100. N/A is shown where the base number of responses is less than 10 during the period. % is calculated as Quantity/Base number*100

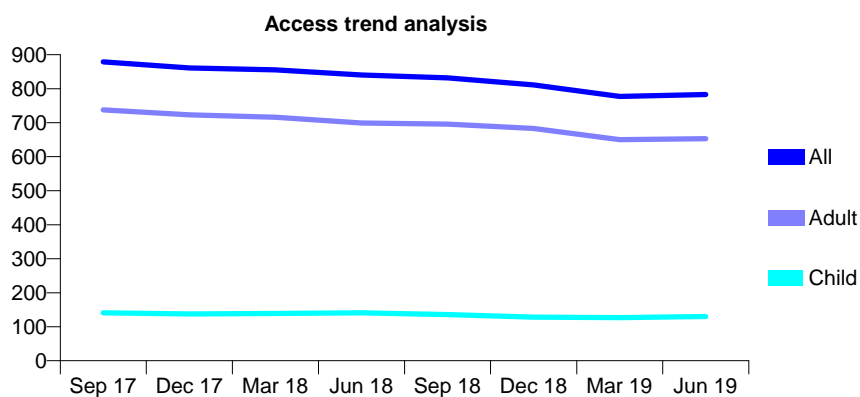
Q70 - Vital Signs At a Glance Contract Report for 198528/0001 - June 2019

Name or company name	Littlemoor Dental Surgery
Contract type name	GDS Contract
Purpose of contract	General
Contract start date	02/01/2015
Contract end date	

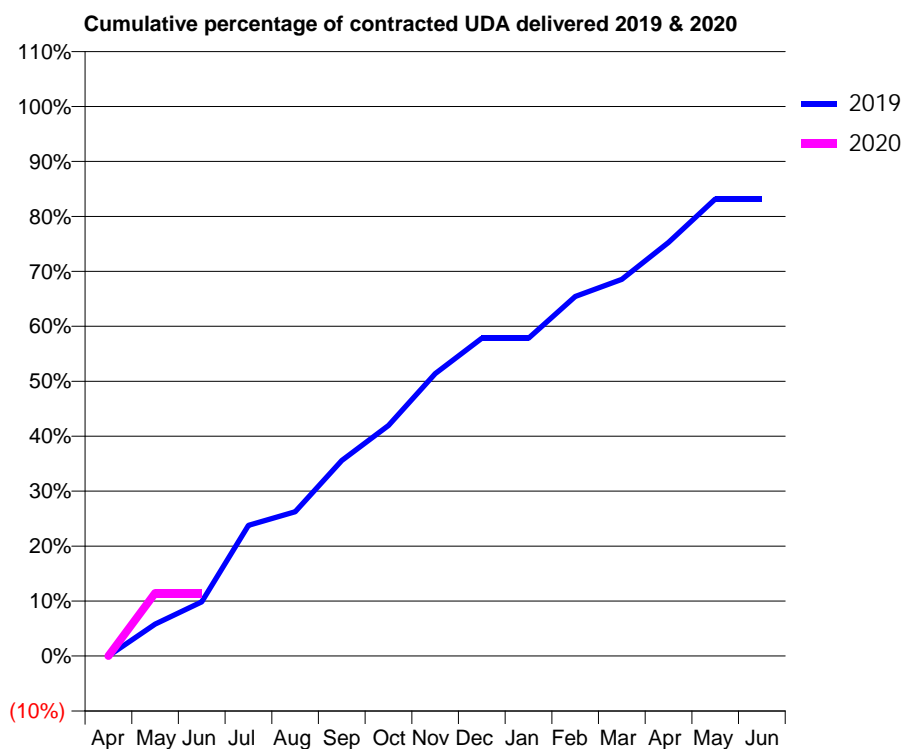
19/20 Contracted general activity (UDA)	4,717
Carry forward general activity (UDA)	0
19/20 Contracted orthodontic activity (UOA)	0
Carry forward orthodontic activity (UOA)	0
Baseline contract value	£116,449.39

ACCESS*

Patients seen in 24 months	Total	Change since previous quarter
Quarter ending June 2018	840	
Quarter ending September 2018	832	→
Quarter ending December 2018	811	↓
Quarter ending March 2019	777	↓
Quarter ending June 2019	783	→
Variance since June 2018	(6.8%)	↓



ACTIVITY



Month	Adjusted Scheduled Activity (UDA)	
	2019	2020
April	0	0
May	274	541
June	465	541
July	1,121	
August	1,238	
September	1,678	
October	1,979	
November	2,424	
December	2,728	
January	2,728	
February	3,087	
March	3,233	
April	3,550	
May	3,922	
June	3,922	

QUALITY

	Quantity	Base Number	Contract	AT	Region	England
% of FP17s for the same patient ID Re-attending within 3 months - Children	2	51	3.9%	9.2%	10.6%	11.4%
% of FP17s for the same patient ID Re-attending within 3 months - Adults	69	319	21.6%	13.8%	15.2%	15.4%
% of FP17s for the same patient ID Re-attending between 3 & 9 months - Children	21	51	41.2%	62.6%	62.3%	59.8%
% of FP17s for the same patient ID Re-attending between 3 & 9 months - Adults	166	319	52.0%	53.4%	53.3%	52.1%
% of FP17s for Band 1 Urgent Courses	12	188	6.4%	10.1%	9.7%	9.2%
% of FP17s Relating to Free Repair or Replacements	7	188	3.7%	0.6%	0.6%	0.7%
% of FP17s Relating to Continuations	8	188	4.3%	0.9%	0.8%	0.8%
% of Patients satisfied with the dentistry they have received	0	0	N/A	93.2%	93.4%	93.4%
% of Patients satisfied with the time they had to wait for an appointment	0	0	N/A	85.6%	86.8%	87.6%

* This is based on patients treated on this contract for their most recent course of treatment. Figures in italics indicate the base number of FP17s or Patient Questionnaire responses are less than 100. N/A is shown where the base number of responses is less than 10 during the period. % is calculated as Quantity/Base number*100

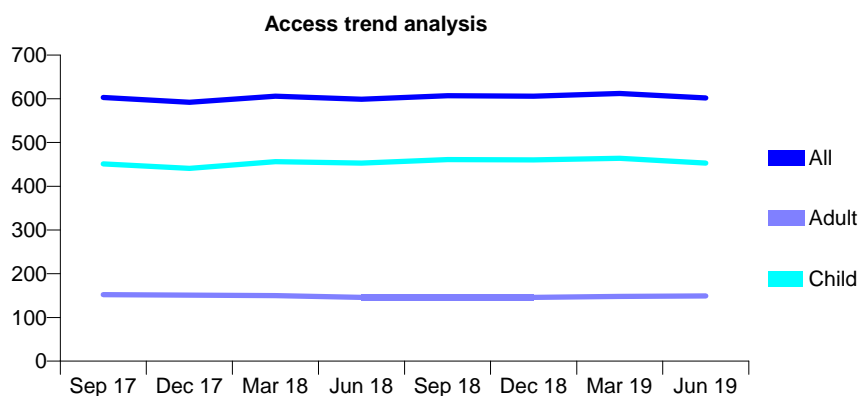
Q70 - Vital Signs At a Glance Contract Report for 198714/0001 - June 2019

Name or company name	Dr Uzma Rashid Ahmed
Contract type name	GDS Contract
Purpose of contract	General
Contract start date	01/05/2014
Contract end date	

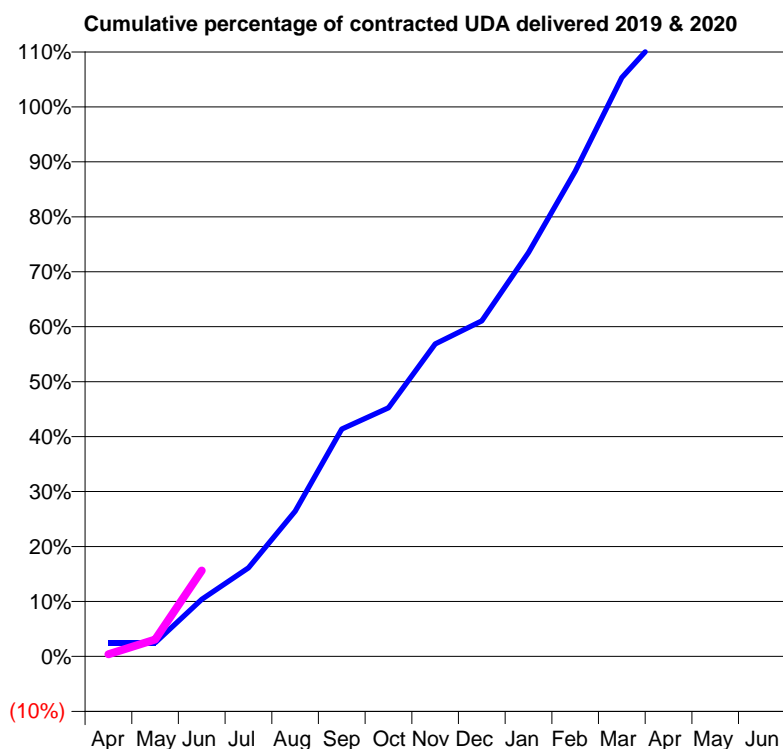
19/20 Contracted general activity (UDA)	1,462
Carry forward general activity (UDA)	0
19/20 Contracted orthodontic activity (UOA)	0
Carry forward orthodontic activity (UOA)	0
Baseline contract value	£38,220.90

ACCESS*

Patients seen in 24 months	Total	Change since previous quarter
Quarter ending June 2018	599	
Quarter ending September 2018	607	→
Quarter ending December 2018	606	→
Quarter ending March 2019	612	→
Quarter ending June 2019	602	↓
Variance since June 2018	0.5%	→



ACTIVITY



Month	Adjusted Scheduled Activity (UDA)	
	2019	2020
April	36	6
May	36	45
June	152	228
July	236	
August	386	
September	605	
October	662	
November	832	
December	893	
January	1,074	
February	1,291	
March	1,540	
April	1,676	
May	1,683	
June	1,683	

QUALITY

	Quantity	Base Number	Contract	AT	Region	England
% of FP17s for the same patient ID Re-attending within 3 months - Children	7	183	3.8%	9.2%	10.6%	11.4%
% of FP17s for the same patient ID Re-attending within 3 months - Adults	10	43	23.3%	13.8%	15.2%	15.4%
% of FP17s for the same patient ID Re-attending between 3 & 9 months - Children	143	183	78.1%	62.6%	62.3%	59.8%
% of FP17s for the same patient ID Re-attending between 3 & 9 months - Adults	27	43	62.8%	53.4%	53.3%	52.1%
% of FP17s for Band 1 Urgent Courses	1	140	0.7%	10.1%	9.7%	9.2%
% of FP17s Relating to Free Repair or Replacements	0	140	0.0%	0.6%	0.6%	0.7%
% of FP17s Relating to Continuations	1	140	0.7%	0.9%	0.8%	0.8%
% of Patients satisfied with the dentistry they have received	0	0	N/A	93.2%	93.4%	93.4%
% of Patients satisfied with the time they had to wait for an appointment	0	0	N/A	85.6%	86.8%	87.6%

* This is based on patients treated on this contract for their most recent course of treatment. Figures in italics indicate the base number of FP17s or Patient Questionnaire responses are less than 100. N/A is shown where the base number of responses is less than 10 during the period. % is calculated as Quantity/Base number*100

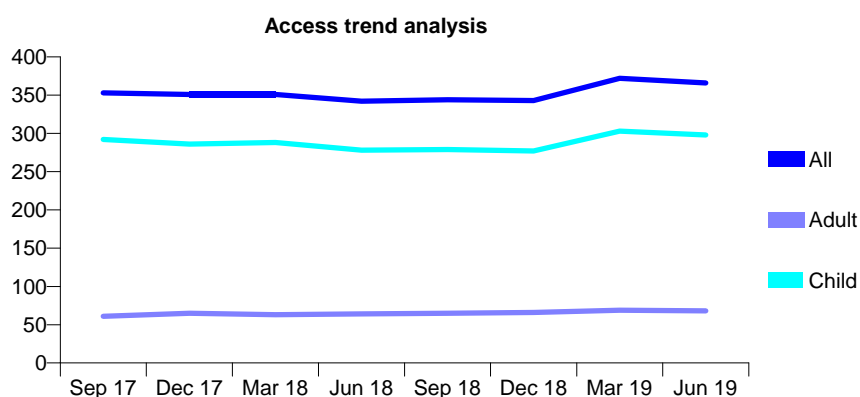
Q70 - Vital Signs At a Glance Contract Report for 198870/0001 - June 2019

Name or company name	Brown Henning Partnership
Contract type name	GDS Contract
Purpose of contract	General
Contract start date	01/01/2014
Contract end date	

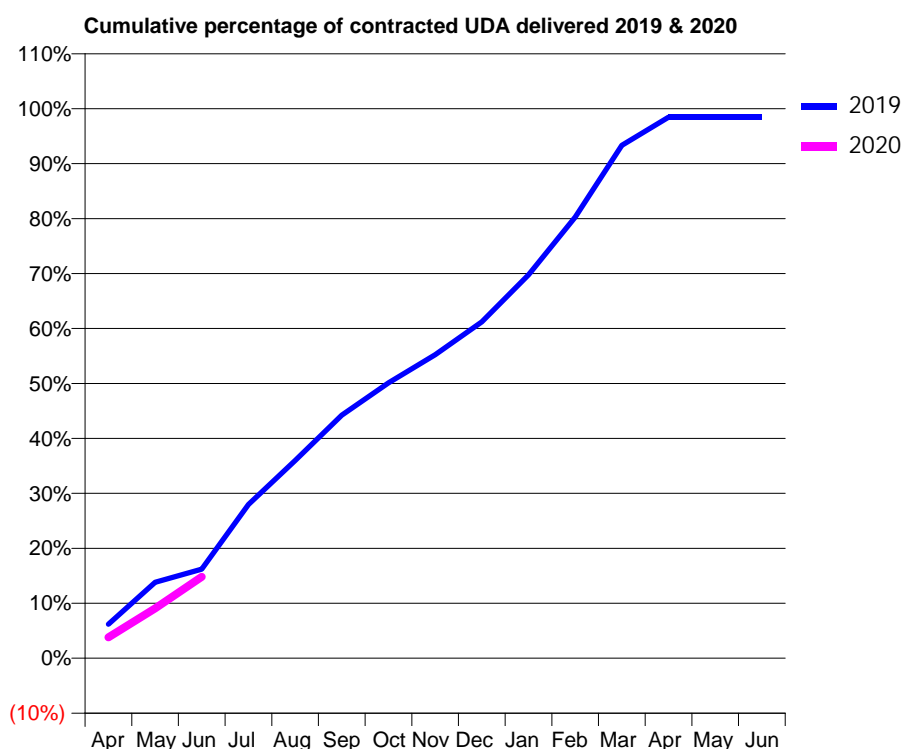
19/20 Contracted general activity (UDA)	800
Carry forward general activity (UDA)	0
19/20 Contracted orthodontic activity (UOA)	0
Carry forward orthodontic activity (UOA)	0
Baseline contract value	£20,993.97

ACCESS*

Patients seen in 24 months	Total	Change since previous quarter
Quarter ending June 2018	342	
Quarter ending September 2018	344	→
Quarter ending December 2018	343	→
Quarter ending March 2019	372	↑
Quarter ending June 2019	366	↓
Variance since June 2018	7.0%	↑



ACTIVITY



Adjusted Scheduled Activity (UDA)		
Month	2019	2020
April	50	30
May	111	73
June	130	119
July	224	
August	288	
September	354	
October	401	
November	442	
December	490	
January	558	
February	642	
March	747	
April	788	
May	788	
June	788	

QUALITY

	Quantity	Base Number	Contract	AT	Region	England
% of FP17s for the same patient ID Re-attending within 3 months - Children	2	116	1.7%	9.2%	10.6%	11.4%
% of FP17s for the same patient ID Re-attending within 3 months - Adults	0	9	0.0%	13.8%	15.2%	15.4%
% of FP17s for the same patient ID Re-attending between 3 & 9 months - Children	76	116	65.5%	62.6%	62.3%	59.8%
% of FP17s for the same patient ID Re-attending between 3 & 9 months - Adults	7	9	77.8%	53.4%	53.3%	52.1%
% of FP17s for Band 1 Urgent Courses	3	96	3.1%	10.1%	9.7%	9.2%
% of FP17s Relating to Free Repair or Replacements	0	96	0.0%	0.6%	0.6%	0.7%
% of FP17s Relating to Continuations	0	96	0.0%	0.9%	0.8%	0.8%
% of Patients satisfied with the dentistry they have received	0	0	N/A	93.2%	93.4%	93.4%
% of Patients satisfied with the time they had to wait for an appointment	0	0	N/A	85.6%	86.8%	87.6%

* This is based on patients treated on this contract for their most recent course of treatment.

Figures in italics indicate the base number of FP17s or Patient Questionnaire responses are less than 100. N/A is shown where the base number of responses is less than 10 during the period. % is calculated as Quantity/Base number*100

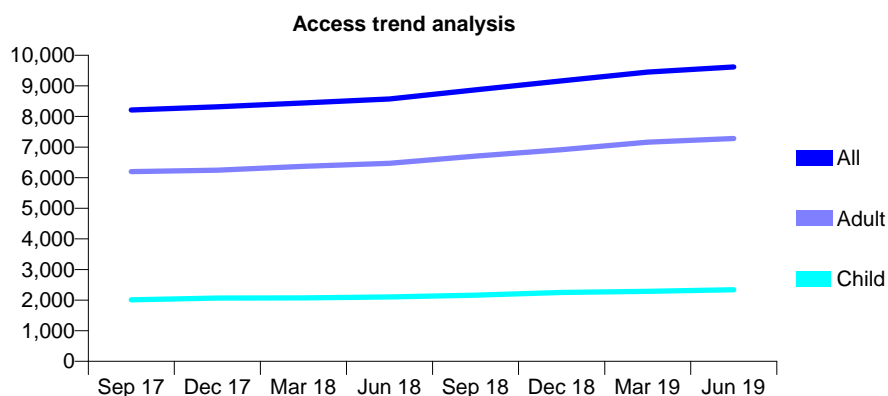
Q70 - Vital Signs At a Glance Contract Report for 199230/0001 - June 2019

Name or company name	Olivers Battery Dental Surgery
Contract type name	GDS Contract
Purpose of contract	General
Contract start date	01/04/2013
Contract end date	

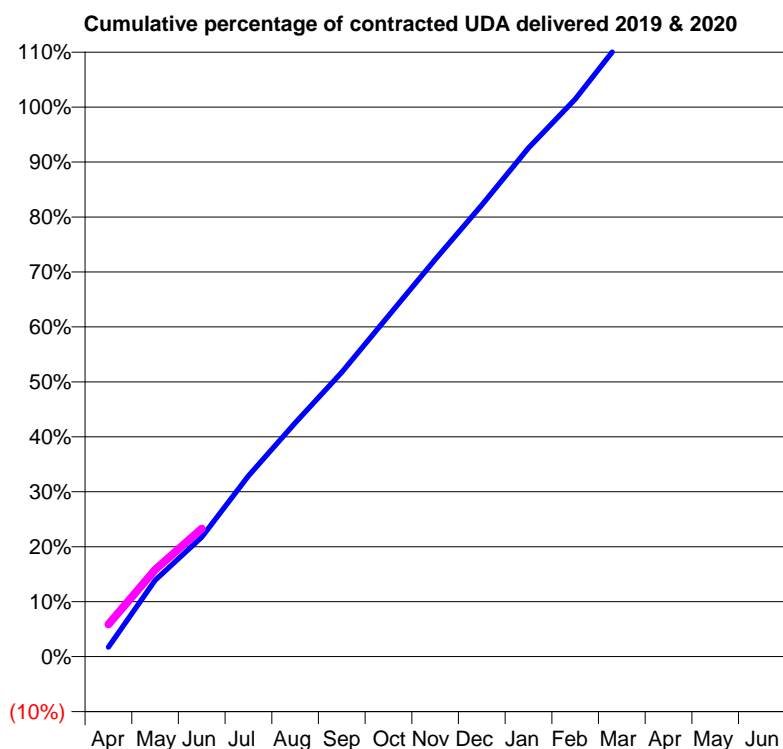
19/20 Contracted general activity (UDA)	22,752
Carry forward general activity (UDA)	0
19/20 Contracted orthodontic activity (UOA)	0
Carry forward orthodontic activity (UOA)	0
Baseline contract value	£781,059.33

ACCESS*

Patients seen in 24 months	Total	Change since previous quarter
Quarter ending June 2018	8,571	
Quarter ending September 2018	8,869	↑
Quarter ending December 2018	9,165	↑
Quarter ending March 2019	9,451	↑
Quarter ending June 2019	9,620	→
Variance since June 2018	12.2%	↑



ACTIVITY



Month	Adjusted Scheduled Activity (UDA)	
	2019	2020
April	395	1,342
May	3,167	3,602
June	4,944	5,295
July	7,484	
August	9,678	
September	11,776	
October	14,108	
November	16,441	
December	18,690	
January	21,061	
February	23,082	
March	25,527	
April	26,389	
May	26,393	
June	26,395	

QUALITY

	Quantity	Base Number	Contract	AT	Region	England
% of FP17s for the same patient ID Re-attending within 3 months - Children	49	924	5.3%	9.2%	10.6%	11.4%
% of FP17s for the same patient ID Re-attending within 3 months - Adults	360	2,580	14.0%	13.8%	15.2%	15.4%
% of FP17s for the same patient ID Re-attending between 3 & 9 months - Children	649	924	70.2%	62.6%	62.3%	59.8%
% of FP17s for the same patient ID Re-attending between 3 & 9 months - Adults	1,465	2,580	56.8%	53.4%	53.3%	52.1%
% of FP17s for Band 1 Urgent Courses	306	3,032	10.1%	10.1%	9.7%	9.2%
% of FP17s Relating to Free Repair or Replacements	14	3,032	0.5%	0.6%	0.6%	0.7%
% of FP17s Relating to Continuations	8	3,032	0.3%	0.9%	0.8%	0.8%
% of Patients satisfied with the dentistry they have received	3	3	N/A	93.2%	93.4%	93.4%
% of Patients satisfied with the time they had to wait for an appointment	2	3	N/A	85.6%	86.8%	87.6%

* This is based on patients treated on this contract for their most recent course of treatment. Figures in italics indicate the base number of FP17s or Patient Questionnaire responses are less than 100. N/A is shown where the base number of responses is less than 10 during the period. % is calculated as Quantity/Base number*100

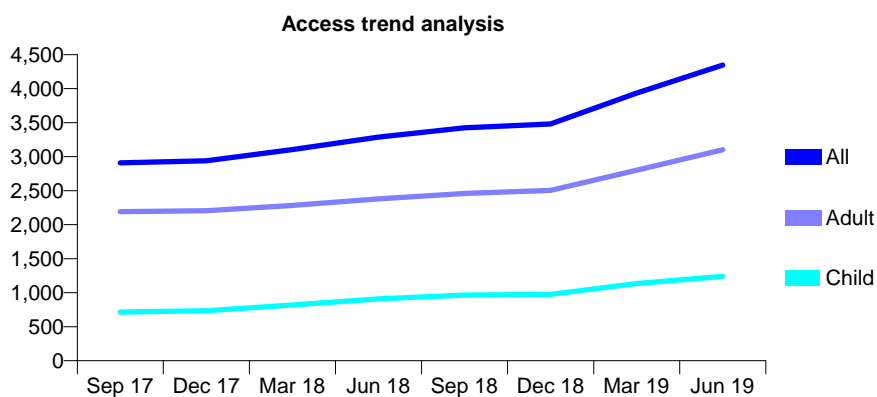
Q70 - Vital Signs At a Glance Contract Report for 199338/0001 - June 2019

Name or company name	The Partnership of Spring Road Dental
Contract type name	GDS Contract
Purpose of contract	General
Contract start date	01/07/2012
Contract end date	

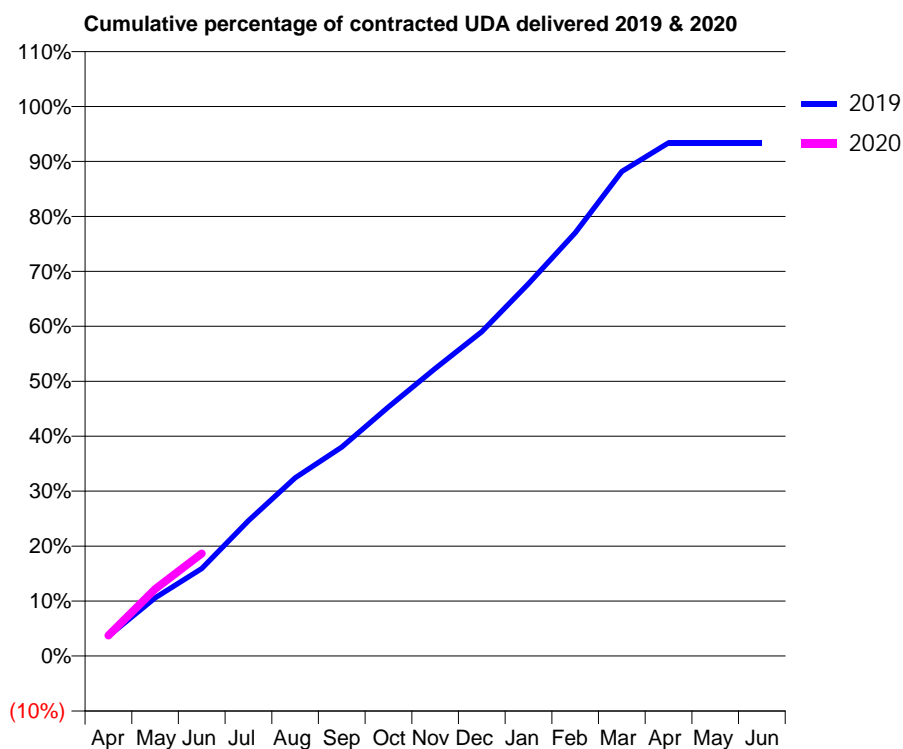
19/20 Contracted general activity (UDA)	15,100
Carry forward general activity (UDA)	0
19/20 Contracted orthodontic activity (UOA)	0
Carry forward orthodontic activity (UOA)	0
Baseline contract value	£348,313.63

ACCESS*

Patients seen in 24 months	Total	Change since previous quarter
Quarter ending June 2018	3,288	
Quarter ending September 2018	3,425	↑
Quarter ending December 2018	3,481	→
Quarter ending March 2019	3,935	↑
Quarter ending June 2019	4,346	↑
Variance since June 2018	32.2%	↑



ACTIVITY



Month	Adjusted Scheduled Activity (UDA)	
	2019	2020
April	487	567
May	1,418	1,842
June	2,134	2,817
July	3,298	
August	4,345	
September	5,094	
October	6,071	
November	7,013	
December	7,909	
January	9,080	
February	10,318	
March	11,816	
April	12,512	
May	12,514	
June	12,514	

QUALITY

	Quantity	Base Number	Contract	AT	Region	England
% of FP17s for the same patient ID Re-attending within 3 months - Children	38	518	7.3%	9.2%	10.6%	11.4%
% of FP17s for the same patient ID Re-attending within 3 months - Adults	126	1,276	9.9%	13.8%	15.2%	15.4%
% of FP17s for the same patient ID Re-attending between 3 & 9 months - Children	282	518	54.4%	62.6%	62.3%	59.8%
% of FP17s for the same patient ID Re-attending between 3 & 9 months - Adults	724	1,276	56.7%	53.4%	53.3%	52.1%
% of FP17s for Band 1 Urgent Courses	98	1,484	6.6%	10.1%	9.7%	9.2%
% of FP17s Relating to Free Repair or Replacements	3	1,484	0.2%	0.6%	0.6%	0.7%
% of FP17s Relating to Continuations	16	1,484	1.1%	0.9%	0.8%	0.8%
% of Patients satisfied with the dentistry they have received	1	1	N/A	93.2%	93.4%	93.4%
% of Patients satisfied with the time they had to wait for an appointment	1	1	N/A	85.6%	86.8%	87.6%

* This is based on patients treated on this contract for their most recent course of treatment. Figures in italics indicate the base number of FP17s or Patient Questionnaire responses are less than 100. N/A is shown where the base number of responses is less than 10 during the period. % is calculated as Quantity/Base number*100

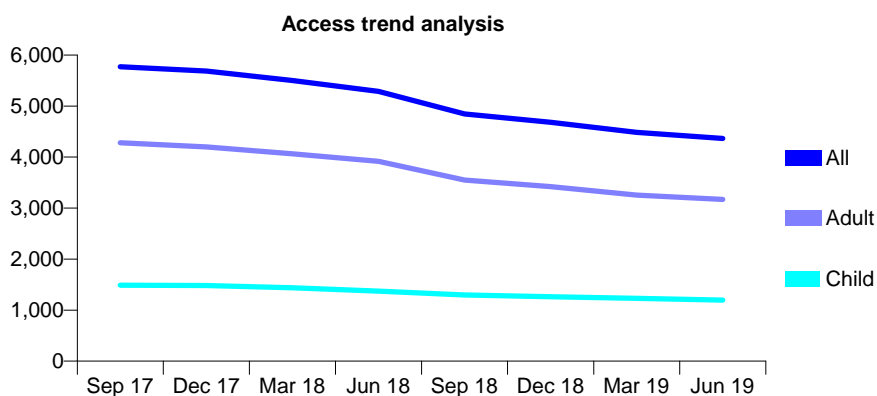
Q70 - Vital Signs At a Glance Contract Report for 199699/0001 - June 2019

Name or company name	Brighter Smile Dental Practice
Contract type name	GDS Contract
Purpose of contract	General
Contract start date	01/05/2010
Contract end date	

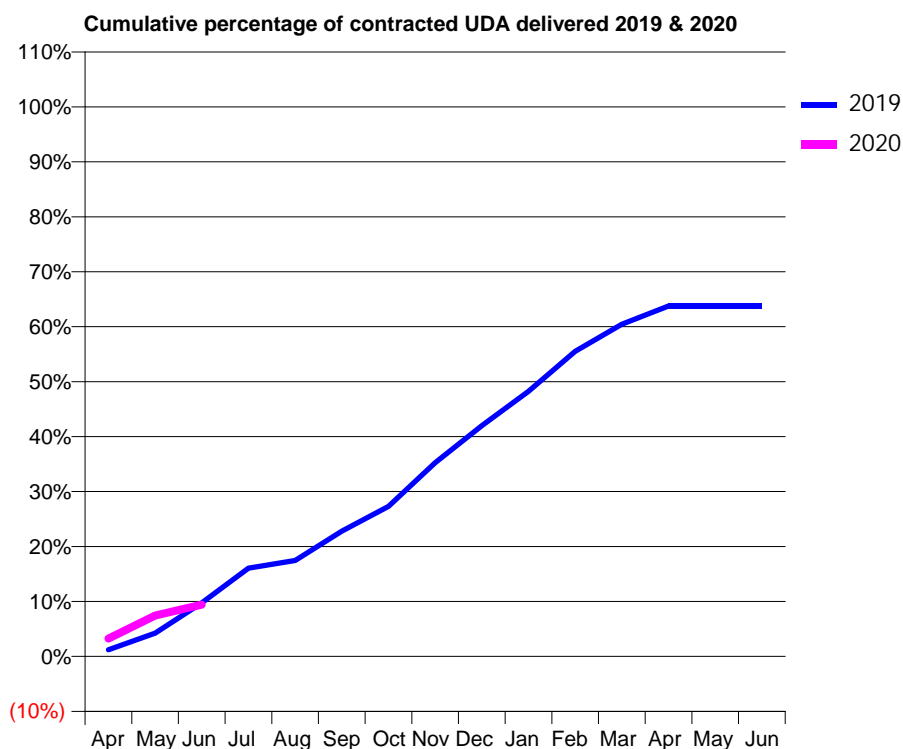
19/20 Contracted general activity (UDA)	17,855
Carry forward general activity (UDA)	0
19/20 Contracted orthodontic activity (UOA)	0
Carry forward orthodontic activity (UOA)	0
Baseline contract value	£432,212.34

ACCESS*

Patients seen in 24 months	Total	Change since previous quarter
Quarter ending June 2018	5,287	
Quarter ending September 2018	4,847	↓
Quarter ending December 2018	4,684	↓
Quarter ending March 2019	4,485	↓
Quarter ending June 2019	4,366	↓
Variance since June 2018	(17.4%)	↓



ACTIVITY



Month	2019	2020
April	217	584
May	754	1,327
June	1,741	1,683
July	2,868	
August	3,116	
September	4,069	
October	4,876	
November	6,294	
December	7,498	
January	8,610	
February	9,914	
March	10,790	
April	11,384	
May	11,383	
June	11,383	

QUALITY

	Quantity	Base Number	Contract	AT	Region	England
% of FP17s for the same patient ID Re-attending within 3 months - Children	18	303	5.9%	9.2%	10.6%	11.4%
% of FP17s for the same patient ID Re-attending within 3 months - Adults	65	601	10.8%	13.8%	15.2%	15.4%
% of FP17s for the same patient ID Re-attending between 3 & 9 months - Children	161	303	53.1%	62.6%	62.3%	59.8%
% of FP17s for the same patient ID Re-attending between 3 & 9 months - Adults	292	601	48.6%	53.4%	53.3%	52.1%
% of FP17s for Band 1 Urgent Courses	32	748	4.3%	10.1%	9.7%	9.2%
% of FP17s Relating to Free Repair or Replacements	0	748	0.0%	0.6%	0.6%	0.7%
% of FP17s Relating to Continuations	4	748	0.5%	0.9%	0.8%	0.8%
% of Patients satisfied with the dentistry they have received	1	2	N/A	93.2%	93.4%	93.4%
% of Patients satisfied with the time they had to wait for an appointment	2	2	N/A	85.6%	86.8%	87.6%

* This is based on patients treated on this contract for their most recent course of treatment. Figures in italics indicate the base number of FP17s or Patient Questionnaire responses are less than 100. N/A is shown where the base number of responses is less than 10 during the period. % is calculated as Quantity/Base number*100

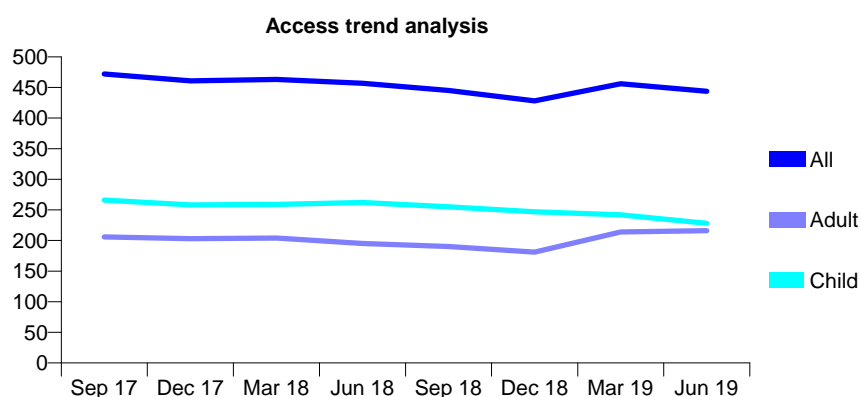
Q70 - Vital Signs At a Glance Contract Report for 199842/0001 - June 2019

Name or company name	Dr F Asghari
Contract type name	GDS Contract
Purpose of contract	General
Contract start date	17/01/2009
Contract end date	

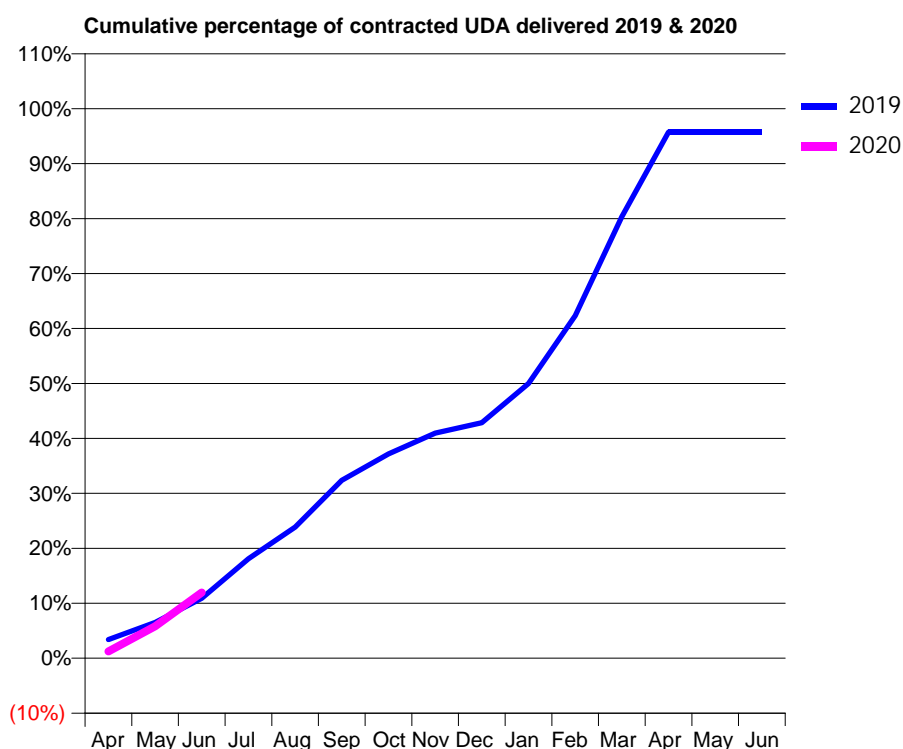
19/20 Contracted general activity (UDA)	1,533
Carry forward general activity (UDA)	0
19/20 Contracted orthodontic activity (UOA)	0
Carry forward orthodontic activity (UOA)	0
Baseline contract value	£33,966.34

ACCESS*

Patients seen in 24 months	Total	Change since previous quarter
Quarter ending June 2018	457	
Quarter ending September 2018	445	↓
Quarter ending December 2018	428	↓
Quarter ending March 2019	456	↑
Quarter ending June 2019	444	↓
Variance since June 2018	(2.8%)	↓



ACTIVITY



Month	2019	2020
April	52	19
May	100	89
June	167	183
July	277	
August	366	
September	496	
October	570	
November	628	
December	657	
January	766	
February	955	
March	1,232	
April	1,468	
May	1,468	
June	1,468	

QUALITY

	Quantity	Base Number	Contract	AT	Region	England
% of FP17s for the same patient ID Re-attending within 3 months - Children	1	70	1.4%	9.2%	10.6%	11.4%
% of FP17s for the same patient ID Re-attending within 3 months - Adults	1	54	1.9%	13.8%	15.2%	15.4%
% of FP17s for the same patient ID Re-attending between 3 & 9 months - Children	51	70	72.9%	62.6%	62.3%	59.8%
% of FP17s for the same patient ID Re-attending between 3 & 9 months - Adults	16	54	29.6%	53.4%	53.3%	52.1%
% of FP17s for Band 1 Urgent Courses	2	81	2.5%	10.1%	9.7%	9.2%
% of FP17s Relating to Free Repair or Replacements	0	81	0.0%	0.6%	0.6%	0.7%
% of FP17s Relating to Continuations	0	81	0.0%	0.9%	0.8%	0.8%
% of Patients satisfied with the dentistry they have received	0	0	N/A	93.2%	93.4%	93.4%
% of Patients satisfied with the time they had to wait for an appointment	0	0	N/A	85.6%	86.8%	87.6%

* This is based on patients treated on this contract for their most recent course of treatment.

Figures in italics indicate the base number of FP17s or Patient Questionnaire responses are less than 100. N/A is shown where the base number of responses is less than 10 during the period. % is calculated as Quantity/Base number*100

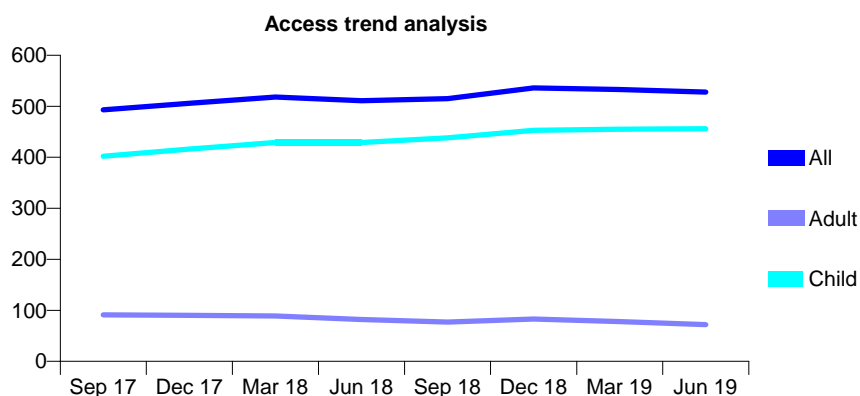
Q70 - Vital Signs At a Glance Contract Report for 210420/0001 - June 2019

Name or company name	Poundbury Dental Practice
Contract type name	GDS Contract
Purpose of contract	General
Contract start date	01/04/2006
Contract end date	

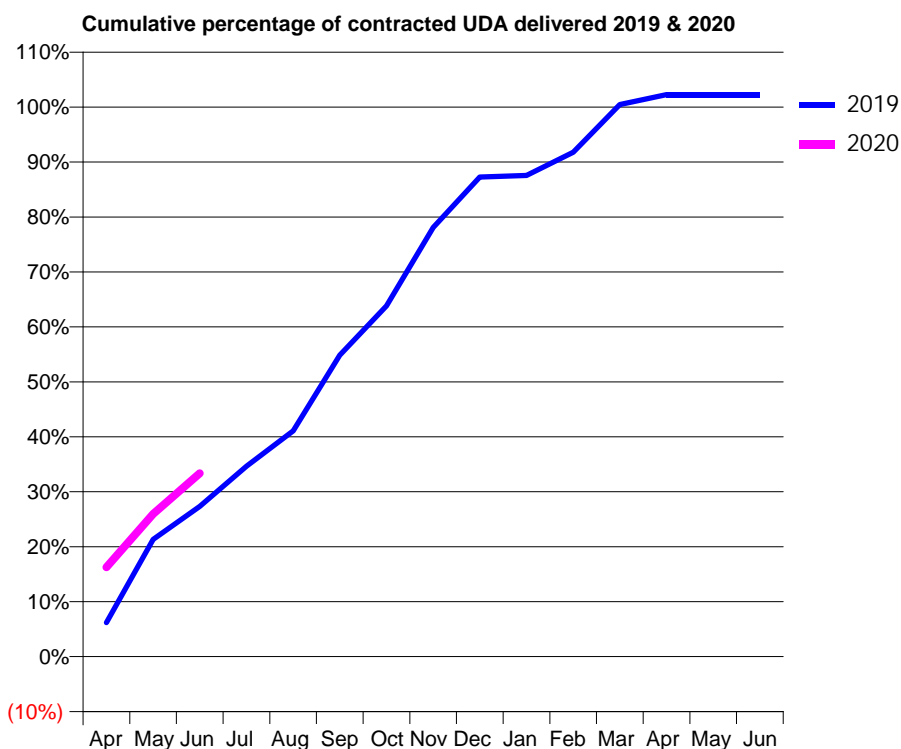
19/20 Contracted general activity (UDA)	952
Carry forward general activity (UDA)	0
19/20 Contracted orthodontic activity (UOA)	0
Carry forward orthodontic activity (UOA)	0
Baseline contract value	£23,060.45

ACCESS*

Patients seen in 24 months	Total	Change since previous quarter
Quarter ending June 2018	511	
Quarter ending September 2018	515	→
Quarter ending December 2018	536	↑
Quarter ending March 2019	533	→
Quarter ending June 2019	528	→
Variance since June 2018	3.3%	↑



ACTIVITY



Month	Adjusted Scheduled Activity (UDA)	
	2019	2020
April	59	155
May	203	247
June	260	318
July	330	
August	391	
September	522	
October	607	
November	743	
December	831	
January	834	
February	874	
March	956	
April	973	
May	973	
June	973	

QUALITY

	Quantity	Base Number	Contract	AT	Region	England
% of FP17s for the same patient ID Re-attending within 3 months - Children	3	244	1.2%	9.2%	10.6%	11.4%
% of FP17s for the same patient ID Re-attending within 3 months - Adults	2	24	8.3%	13.8%	15.2%	15.4%
% of FP17s for the same patient ID Re-attending between 3 & 9 months - Children	197	244	80.7%	62.6%	62.3%	59.8%
% of FP17s for the same patient ID Re-attending between 3 & 9 months - Adults	9	24	37.5%	53.4%	53.3%	52.1%
% of FP17s for Band 1 Urgent Courses	3	254	1.2%	10.1%	9.7%	9.2%
% of FP17s Relating to Free Repair or Replacements	0	254	0.0%	0.6%	0.6%	0.7%
% of FP17s Relating to Continuations	2	254	0.8%	0.9%	0.8%	0.8%
% of Patients satisfied with the dentistry they have received	0	0	N/A	93.2%	93.4%	93.4%
% of Patients satisfied with the time they had to wait for an appointment	0	0	N/A	85.6%	86.8%	87.6%

* This is based on patients treated on this contract for their most recent course of treatment. Figures in italics indicate the base number of FP17s or Patient Questionnaire responses are less than 100. N/A is shown where the base number of responses is less than 10 during the period. % is calculated as Quantity/Base number*100

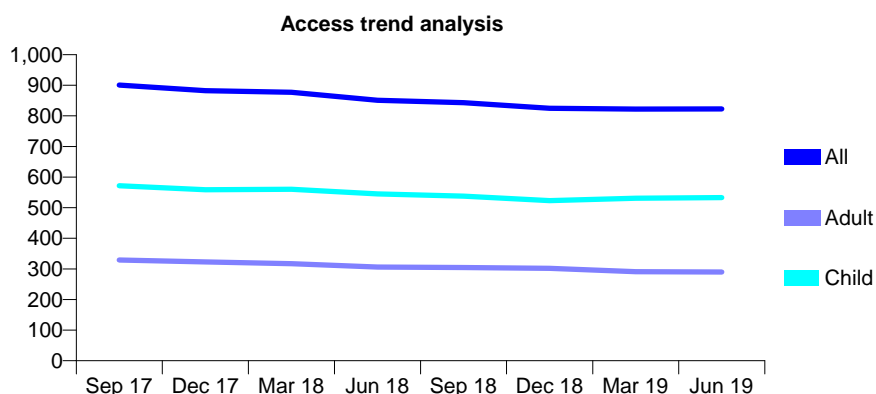
Q70 - Vital Signs At a Glance Contract Report for 213195/0001 - June 2019

Name or company name	The Beeches Dental Practice
Contract type name	GDS Contract
Purpose of contract	General
Contract start date	01/04/2006
Contract end date	

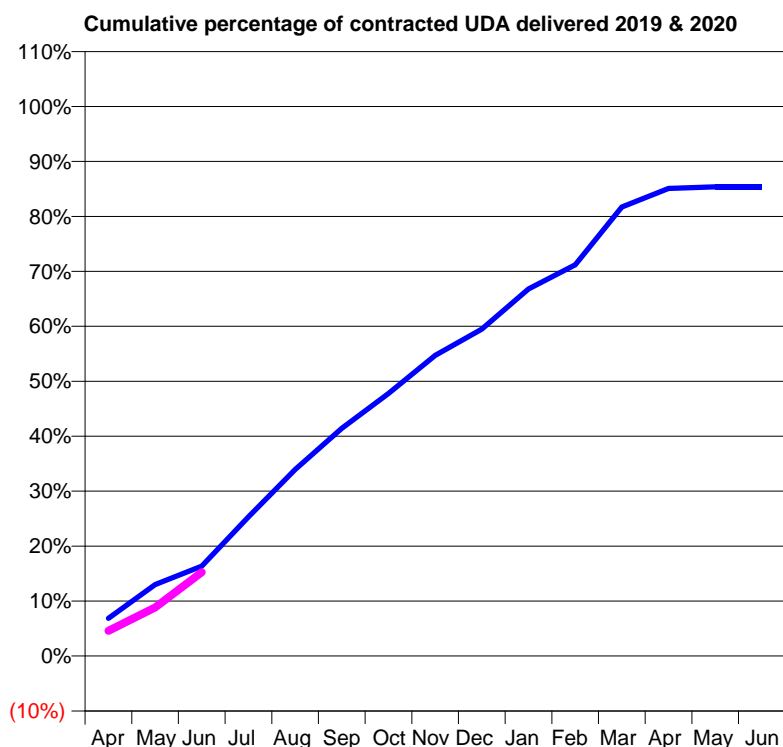
19/20 Contracted general activity (UDA)	1,913
Carry forward general activity (UDA)	0
19/20 Contracted orthodontic activity (UOA)	0
Carry forward orthodontic activity (UOA)	0
Baseline contract value	£43,029.78

ACCESS*

Patients seen in 24 months	Total	Change since previous quarter
Quarter ending June 2018	851	
Quarter ending September 2018	843	→
Quarter ending December 2018	825	↓
Quarter ending March 2019	822	→
Quarter ending June 2019	823	→
Variance since June 2018	(3.3%)	↓



ACTIVITY



Month	Adjusted Scheduled Activity (UDA)	
	2019	2020
April	131	88
May	249	169
June	313	292
July	485	
August	649	
September	793	
October	914	
November	1,046	
December	1,138	
January	1,278	
February	1,362	
March	1,563	
April	1,628	
May	1,633	
June	1,633	

QUALITY

	Quantity	Base Number	Contract	AT	Region	England
% of FP17s for the same patient ID Re-attending within 3 months - Children	13	187	7.0%	9.2%	10.6%	11.4%
% of FP17s for the same patient ID Re-attending within 3 months - Adults	11	81	13.6%	13.8%	15.2%	15.4%
% of FP17s for the same patient ID Re-attending between 3 & 9 months - Children	126	187	67.4%	62.6%	62.3%	59.8%
% of FP17s for the same patient ID Re-attending between 3 & 9 months - Adults	49	81	60.5%	53.4%	53.3%	52.1%
% of FP17s for Band 1 Urgent Courses	3	224	1.3%	10.1%	9.7%	9.2%
% of FP17s Relating to Free Repair or Replacements	0	224	0.0%	0.6%	0.6%	0.7%
% of FP17s Relating to Continuations	0	224	0.0%	0.9%	0.8%	0.8%
% of Patients satisfied with the dentistry they have received	0	0	N/A	93.2%	93.4%	93.4%
% of Patients satisfied with the time they had to wait for an appointment	0	0	N/A	85.6%	86.8%	87.6%

* This is based on patients treated on this contract for their most recent course of treatment. Figures in italics indicate the base number of FP17s or Patient Questionnaire responses are less than 100. N/A is shown where the base number of responses is less than 10 during the period. % is calculated as Quantity/Base number*100

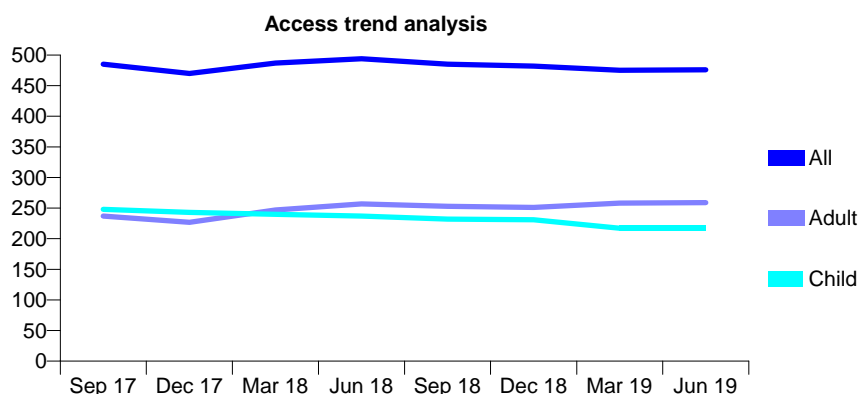
Q70 - Vital Signs At a Glance Contract Report for 215066/0001 - June 2019

Name or company name	Heritage Dental Health
Contract type name	GDS Contract
Purpose of contract	General and Orthodontic
Contract start date	01/04/2006
Contract end date	

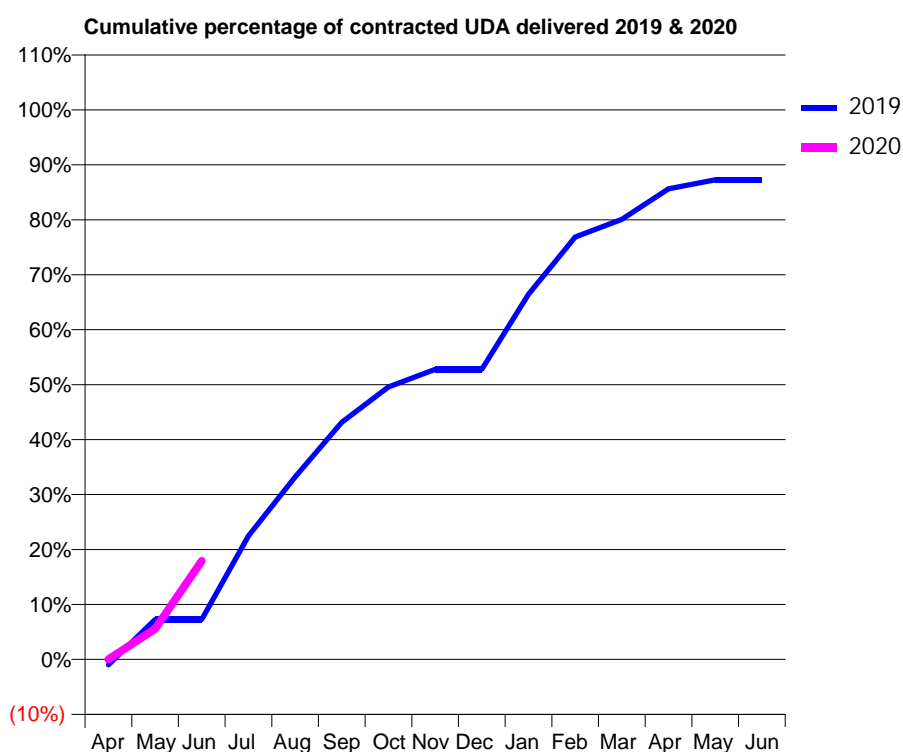
19/20 Contracted general activity (UDA)	1,000
Carry forward general activity (UDA)	0
19/20 Contracted orthodontic activity (UOA)	368
Carry forward orthodontic activity (UOA)	0
Baseline contract value	£52,013.63

ACCESS*

Patients seen in 24 months	Total	Change since previous quarter
Quarter ending June 2018	494	
Quarter ending September 2018	485	↓
Quarter ending December 2018	482	→
Quarter ending March 2019	475	↓
Quarter ending June 2019	476	→
Variance since June 2018	(3.6%)	↓



ACTIVITY



Month	2019	2020
April	-10	0
May	73	56
June	73	179
July	225	
August	332	
September	431	
October	496	
November	528	
December	528	
January	665	
February	769	
March	801	
April	856	
May	872	
June	872	

QUALITY

	Quantity	Base Number	Contract	AT	Region	England
% of FP17s for the same patient ID Re-attending within 3 months - Children	5	80	6.3%	9.2%	10.6%	11.4%
% of FP17s for the same patient ID Re-attending within 3 months - Adults	6	68	8.8%	13.8%	15.2%	15.4%
% of FP17s for the same patient ID Re-attending between 3 & 9 months - Children	42	80	52.5%	62.6%	62.3%	59.8%
% of FP17s for the same patient ID Re-attending between 3 & 9 months - Adults	37	68	54.4%	53.4%	53.3%	52.1%
% of FP17s for Band 1 Urgent Courses	1	96	1.0%	10.1%	9.7%	9.2%
% of FP17s Relating to Free Repair or Replacements	0	96	0.0%	0.6%	0.6%	0.7%
% of FP17s Relating to Continuations	0	96	0.0%	0.9%	0.8%	0.8%
% of Patients satisfied with the dentistry they have received	0	0	N/A	93.2%	93.4%	93.4%
% of Patients satisfied with the time they had to wait for an appointment	0	0	N/A	85.6%	86.8%	87.6%

* This is based on patients treated on this contract for their most recent course of treatment. Figures in italics indicate the base number of FP17s or Patient Questionnaire responses are less than 100. N/A is shown where the base number of responses is less than 10 during the period. % is calculated as Quantity/Base number*100

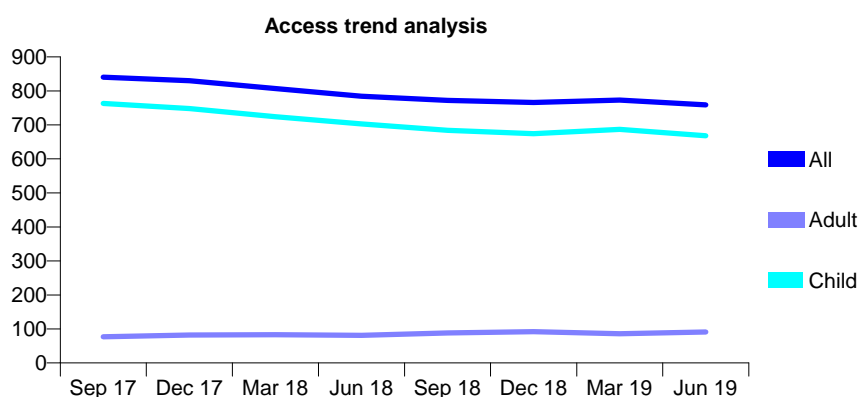
Q70 - Vital Signs At a Glance Contract Report for 215767/0001 - June 2019

Name or company name	Maximilian Waller
Contract type name	GDS Contract
Purpose of contract	General
Contract start date	01/04/2006
Contract end date	

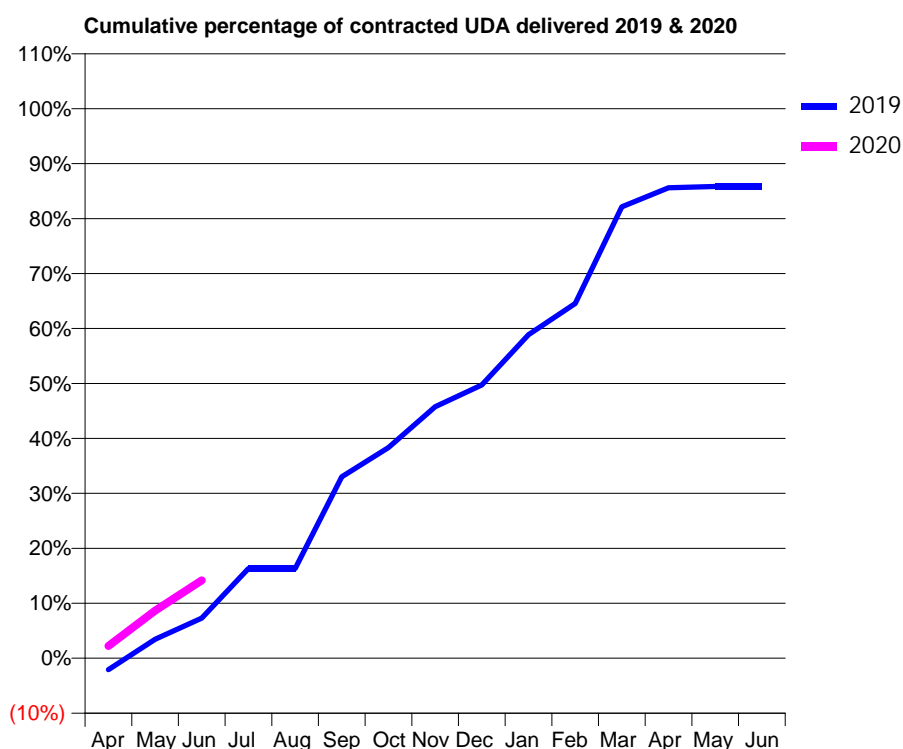
19/20 Contracted general activity (UDA)	1,620
Carry forward general activity (UDA)	0
19/20 Contracted orthodontic activity (UOA)	0
Carry forward orthodontic activity (UOA)	0
Baseline contract value	£42,168.14

ACCESS*

Patients seen in 24 months	Total	Change since previous quarter
Quarter ending June 2018	784	
Quarter ending September 2018	772	↓
Quarter ending December 2018	766	→
Quarter ending March 2019	773	→
Quarter ending June 2019	759	↓
Variance since June 2018	(3.2%)	↓



ACTIVITY



Month	2019	2020
April	-34	36
May	56	140
June	118	229
July	264	
August	264	
September	535	
October	621	
November	742	
December	806	
January	954	
February	1,046	
March	1,330	
April	1,387	
May	1,391	
June	1,391	

QUALITY

	Quantity	Base Number	Contract	AT	Region	England
% of FP17s for the same patient ID Re-attending within 3 months - Children	13	208	6.3%	9.2%	10.6%	11.4%
% of FP17s for the same patient ID Re-attending within 3 months - Adults	1	10	10.0%	13.8%	15.2%	15.4%
% of FP17s for the same patient ID Re-attending between 3 & 9 months - Children	139	208	66.8%	62.6%	62.3%	59.8%
% of FP17s for the same patient ID Re-attending between 3 & 9 months - Adults	6	10	60.0%	53.4%	53.3%	52.1%
% of FP17s for Band 1 Urgent Courses	2	183	1.1%	10.1%	9.7%	9.2%
% of FP17s Relating to Free Repair or Replacements	0	183	0.0%	0.6%	0.6%	0.7%
% of FP17s Relating to Continuations	1	183	0.5%	0.9%	0.8%	0.8%
% of Patients satisfied with the dentistry they have received	0	0	N/A	93.2%	93.4%	93.4%
% of Patients satisfied with the time they had to wait for an appointment	0	0	N/A	85.6%	86.8%	87.6%

* This is based on patients treated on this contract for their most recent course of treatment.

Figures in italics indicate the base number of FP17s or Patient Questionnaire responses are less than 100. N/A is shown where the base number of responses is less than 10 during the period. % is calculated as Quantity/Base number*100

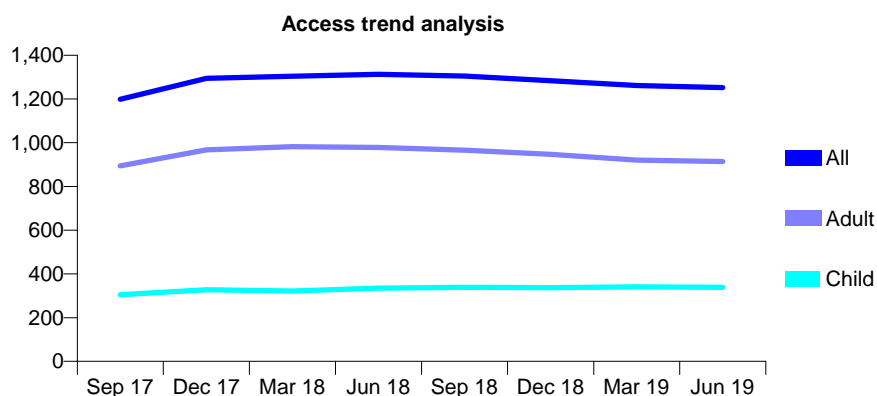
Q70 - Vital Signs At a Glance Contract Report for 215872/0002 - June 2019

Name or company name	Ian White
Contract type name	GDS Contract
Purpose of contract	General
Contract start date	01/04/2006
Contract end date	

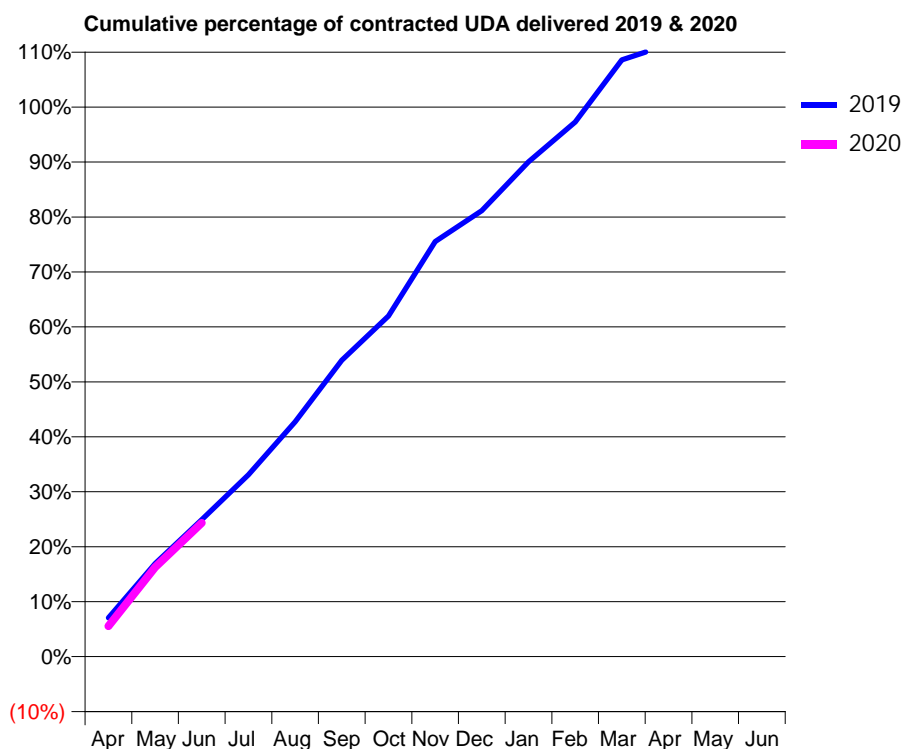
19/20 Contracted general activity (UDA)	3,235
Carry forward general activity (UDA)	0
19/20 Contracted orthodontic activity (UOA)	0
Carry forward orthodontic activity (UOA)	0
Baseline contract value	£82,090.09

ACCESS*

Patients seen in 24 months	Total	Change since previous quarter
Quarter ending June 2018	1,313	
Quarter ending September 2018	1,305	→
Quarter ending December 2018	1,284	↓
Quarter ending March 2019	1,262	↓
Quarter ending June 2019	1,252	→
Variance since June 2018	(4.6%)	↓



ACTIVITY



Month	Adjusted Scheduled Activity (UDA)	
	2019	2020
April	229	180
May	548	526
June	806	787
July	1,070	
August	1,383	
September	1,744	
October	2,005	
November	2,444	
December	2,626	
January	2,913	
February	3,147	
March	3,512	
April	3,603	
May	3,603	
June	3,603	

QUALITY

	Quantity	Base Number	Contract	AT	Region	England
% of FP17s for the same patient ID Re-attending within 3 months - Children	14	155	9.0%	9.2%	10.6%	11.4%
% of FP17s for the same patient ID Re-attending within 3 months - Adults	24	330	7.3%	13.8%	15.2%	15.4%
% of FP17s for the same patient ID Re-attending between 3 & 9 months - Children	106	155	68.4%	62.6%	62.3%	59.8%
% of FP17s for the same patient ID Re-attending between 3 & 9 months - Adults	257	330	77.9%	53.4%	53.3%	52.1%
% of FP17s for Band 1 Urgent Courses	24	440	5.5%	10.1%	9.7%	9.2%
% of FP17s Relating to Free Repair or Replacements	0	440	0.0%	0.6%	0.6%	0.7%
% of FP17s Relating to Continuations	0	440	0.0%	0.9%	0.8%	0.8%
% of Patients satisfied with the dentistry they have received	1	1	N/A	93.2%	93.4%	93.4%
% of Patients satisfied with the time they had to wait for an appointment	1	1	N/A	85.6%	86.8%	87.6%

* This is based on patients treated on this contract for their most recent course of treatment. Figures in italics indicate the base number of FP17s or Patient Questionnaire responses are less than 100. N/A is shown where the base number of responses is less than 10 during the period. % is calculated as Quantity/Base number*100

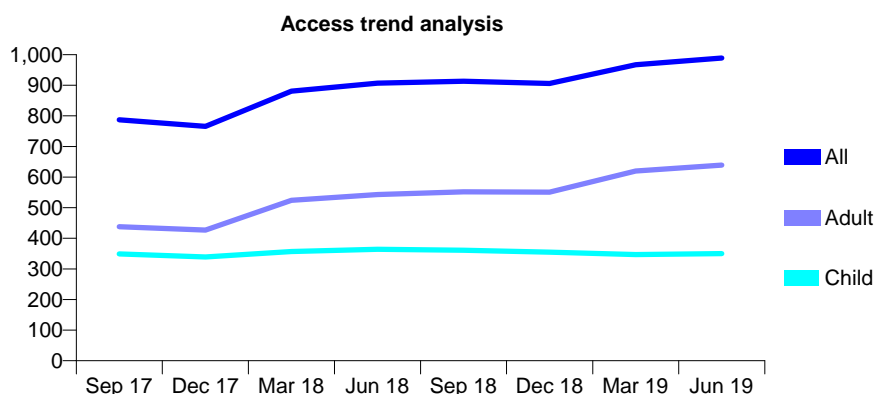
Q70 - Vital Signs At a Glance Contract Report for 215872/0003 - June 2019

Name or company name	Gosport Road Partnership
Contract type name	GDS Contract
Purpose of contract	General and Orthodontic
Contract start date	01/04/2006
Contract end date	

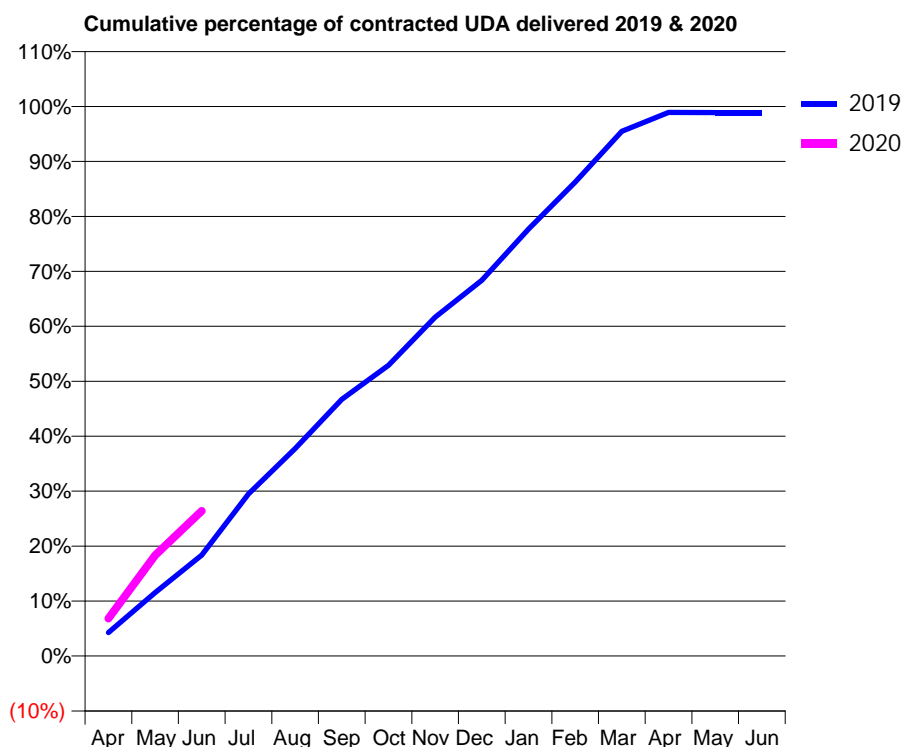
19/20 Contracted general activity (UDA)	2,003
Carry forward general activity (UDA)	0
19/20 Contracted orthodontic activity (UOA)	0
Carry forward orthodontic activity (UOA)	0
Baseline contract value	£51,873.92

ACCESS*

Patients seen in 24 months	Total	Change since previous quarter
Quarter ending June 2018	907	
Quarter ending September 2018	913	→
Quarter ending December 2018	906	→
Quarter ending March 2019	967	↑
Quarter ending June 2019	989	↑
Variance since June 2018	9.0%	↑



ACTIVITY



Month	Adjusted Scheduled Activity (UDA)	
	2019	2020
April	101	137
May	271	367
June	431	528
July	693	
August	887	
September	1,097	
October	1,242	
November	1,449	
December	1,606	
January	1,825	
February	2,026	
March	2,243	
April	2,323	
May	2,322	
June	2,322	

QUALITY

	Quantity	Base Number	Contract	AT	Region	England
% of FP17s for the same patient ID Re-attending within 3 months - Children	7	134	5.2%	9.2%	10.6%	11.4%
% of FP17s for the same patient ID Re-attending within 3 months - Adults	22	227	9.7%	13.8%	15.2%	15.4%
% of FP17s for the same patient ID Re-attending between 3 & 9 months - Children	95	134	70.9%	62.6%	62.3%	59.8%
% of FP17s for the same patient ID Re-attending between 3 & 9 months - Adults	106	227	46.7%	53.4%	53.3%	52.1%
% of FP17s for Band 1 Urgent Courses	22	315	7.0%	10.1%	9.7%	9.2%
% of FP17s Relating to Free Repair or Replacements	0	315	0.0%	0.6%	0.6%	0.7%
% of FP17s Relating to Continuations	0	315	0.0%	0.9%	0.8%	0.8%
% of Patients satisfied with the dentistry they have received	0	0	N/A	93.2%	93.4%	93.4%
% of Patients satisfied with the time they had to wait for an appointment	0	0	N/A	85.6%	86.8%	87.6%

* This is based on patients treated on this contract for their most recent course of treatment. Figures in italics indicate the base number of FP17s or Patient Questionnaire responses are less than 100. N/A is shown where the base number of responses is less than 10 during the period. % is calculated as Quantity/Base number*100

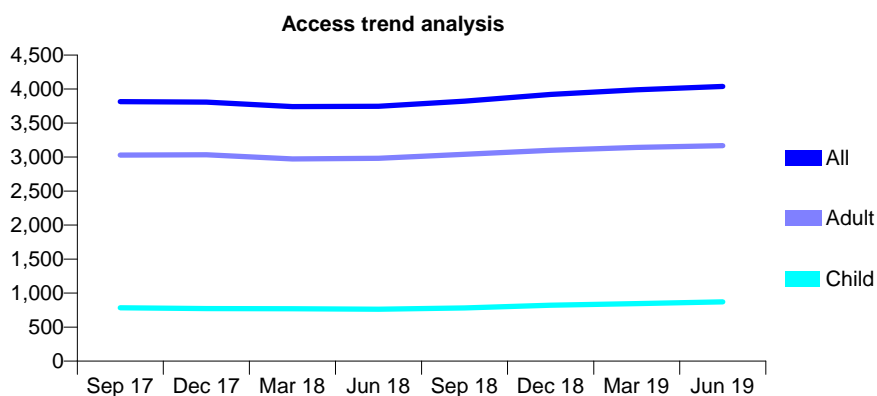
Q70 - Vital Signs At a Glance Contract Report for 219177/0001 - June 2019

Name or company name	Alder Road Practice Partnership
Contract type name	GDS Contract
Purpose of contract	General
Contract start date	01/04/2006
Contract end date	

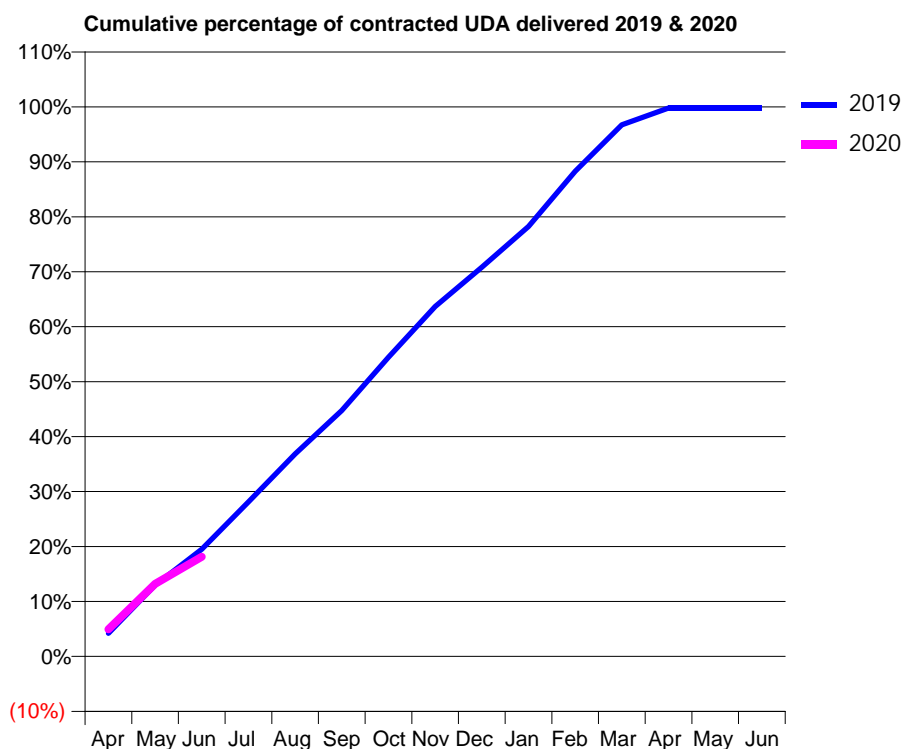
19/20 Contracted general activity (UDA)	12,000
Carry forward general activity (UDA)	0
19/20 Contracted orthodontic activity (UOA)	0
Carry forward orthodontic activity (UOA)	0
Baseline contract value	£304,230.20

ACCESS*

Patients seen in 24 months	Total	Change since previous quarter
Quarter ending June 2018	3,748	
Quarter ending September 2018	3,823	↑
Quarter ending December 2018	3,921	↑
Quarter ending March 2019	3,989	→
Quarter ending June 2019	4,039	→
Variance since June 2018	7.8%	↑



ACTIVITY



Month	2019	2020
April	506	591
May	1,557	1,586
June	2,340	2,177
July	3,373	
August	4,423	
September	5,371	
October	6,533	
November	7,641	
December	8,499	
January	9,388	
February	10,595	
March	11,605	
April	11,976	
May	11,977	
June	11,977	

QUALITY

	Quantity	Base Number	Contract	AT	Region	England
% of FP17s for the same patient ID Re-attending within 3 months - Children	18	339	5.3%	9.2%	10.6%	11.4%
% of FP17s for the same patient ID Re-attending within 3 months - Adults	178	1,159	15.4%	13.8%	15.2%	15.4%
% of FP17s for the same patient ID Re-attending between 3 & 9 months - Children	212	339	62.5%	62.6%	62.3%	59.8%
% of FP17s for the same patient ID Re-attending between 3 & 9 months - Adults	682	1,159	58.8%	53.4%	53.3%	52.1%
% of FP17s for Band 1 Urgent Courses	129	1,262	10.2%	10.1%	9.7%	9.2%
% of FP17s Relating to Free Repair or Replacements	2	1,262	0.2%	0.6%	0.6%	0.7%
% of FP17s Relating to Continuations	15	1,262	1.2%	0.9%	0.8%	0.8%
% of Patients satisfied with the dentistry they have received	2	2	N/A	93.2%	93.4%	93.4%
% of Patients satisfied with the time they had to wait for an appointment	2	2	N/A	85.6%	86.8%	87.6%

* This is based on patients treated on this contract for their most recent course of treatment. Figures in italics indicate the base number of FP17s or Patient Questionnaire responses are less than 100. N/A is shown where the base number of responses is less than 10 during the period. % is calculated as Quantity/Base number*100

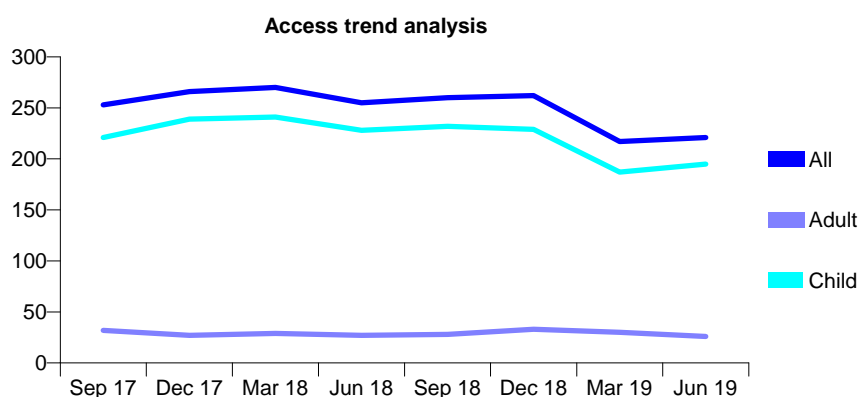
Q70 - Vital Signs At a Glance Contract Report for 219908/0001 - June 2019

Name or company name	MR RD HUGHES
Contract type name	GDS Contract
Purpose of contract	General
Contract start date	01/04/2006
Contract end date	

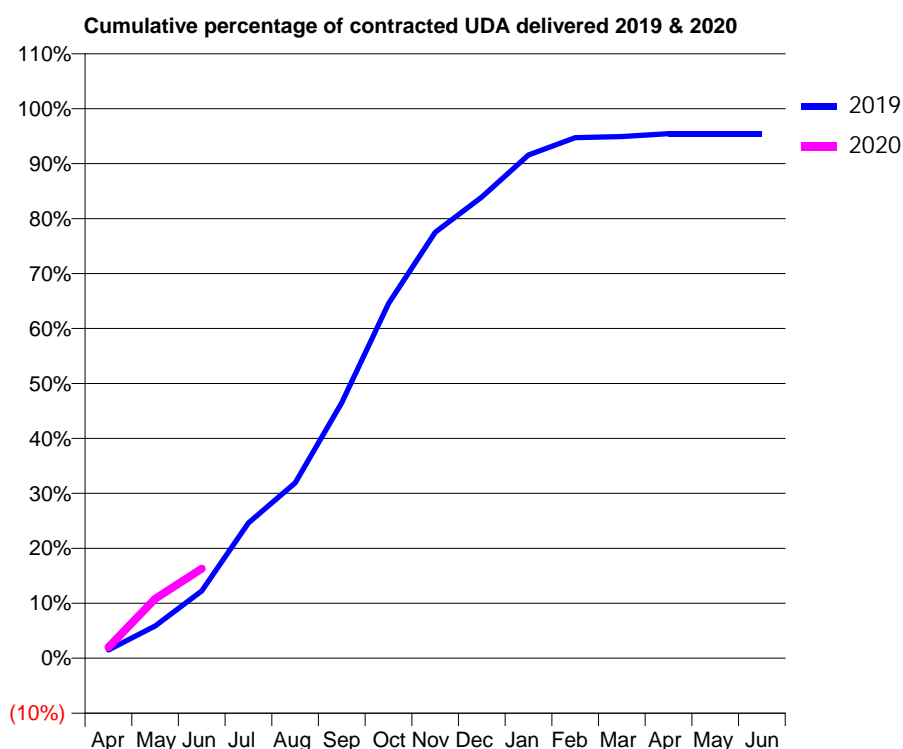
19/20 Contracted general activity (UDA)	550
Carry forward general activity (UDA)	0
19/20 Contracted orthodontic activity (UOA)	0
Carry forward orthodontic activity (UOA)	0
Baseline contract value	£11,999.92

ACCESS*

Patients seen in 24 months	Total	Change since previous quarter
Quarter ending June 2018	255	
Quarter ending September 2018	260	→
Quarter ending December 2018	262	→
Quarter ending March 2019	217	↓
Quarter ending June 2019	221	→
Variance since June 2018	(13.3%)	↓



ACTIVITY



Month	Adjusted Scheduled Activity (UDA)	
	2019	2020
April	8	11
May	32	59
June	67	90
July	135	
August	175	
September	256	
October	355	
November	426	
December	462	
January	504	
February	521	
March	522	
April	525	
May	525	
June	525	

QUALITY

	Quantity	Base Number	Contract	AT	Region	England
% of FP17s for the same patient ID Re-attending within 3 months - Children	0	78	0.0%	9.2%	10.6%	11.4%
% of FP17s for the same patient ID Re-attending within 3 months - Adults	0	0	N/A	13.8%	15.2%	15.4%
% of FP17s for the same patient ID Re-attending between 3 & 9 months - Children	56	78	71.8%	62.6%	62.3%	59.8%
% of FP17s for the same patient ID Re-attending between 3 & 9 months - Adults	0	0	N/A	53.4%	53.3%	52.1%
% of FP17s for Band 1 Urgent Courses	3	75	4.0%	10.1%	9.7%	9.2%
% of FP17s Relating to Free Repair or Replacements	0	75	0.0%	0.6%	0.6%	0.7%
% of FP17s Relating to Continuations	0	75	0.0%	0.9%	0.8%	0.8%
% of Patients satisfied with the dentistry they have received	0	0	N/A	93.2%	93.4%	93.4%
% of Patients satisfied with the time they had to wait for an appointment	0	0	N/A	85.6%	86.8%	87.6%

* This is based on patients treated on this contract for their most recent course of treatment.

Figures in italics indicate the base number of FP17s or Patient Questionnaire responses are less than 100. N/A is shown where the base number of responses is less than 10 during the period. % is calculated as Quantity/Base number*100

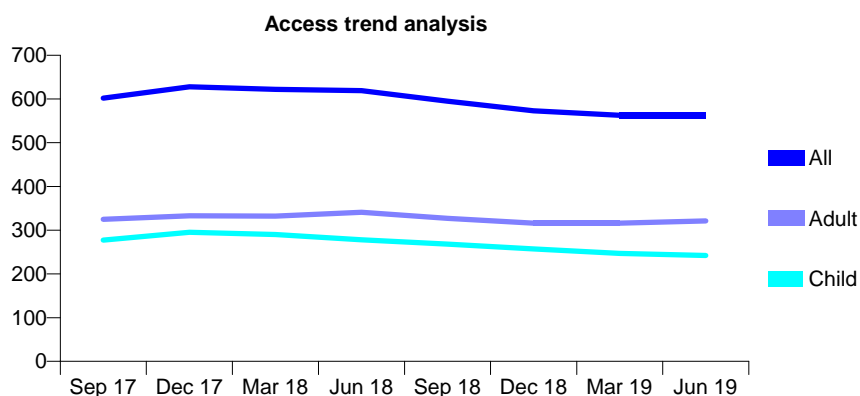
Q70 - Vital Signs At a Glance Contract Report for 221252/0001 - June 2019

Name or company name	East End Lodge Dental Partnership
Contract type name	GDS Contract
Purpose of contract	General and Orthodontic
Contract start date	01/04/2006
Contract end date	

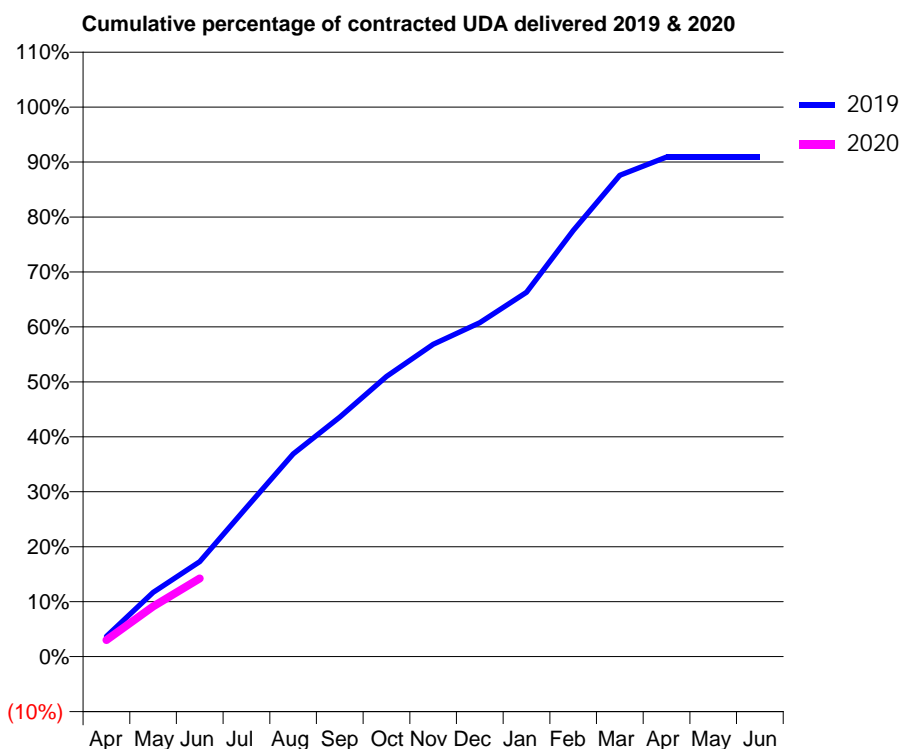
19/20 Contracted general activity (UDA)	1,500
Carry forward general activity (UDA)	0
19/20 Contracted orthodontic activity (UOA)	131
Carry forward orthodontic activity (UOA)	0
Baseline contract value	£49,040.49

ACCESS*

Patients seen in 24 months	Total	Change since previous quarter
Quarter ending June 2018	619	
Quarter ending September 2018	595	↓
Quarter ending December 2018	573	↓
Quarter ending March 2019	563	↓
Quarter ending June 2019	563	→
Variance since June 2018	(9.0%)	↓



ACTIVITY



Month	Adjusted Scheduled Activity (UDA)	
	2019	2020
April	55	45
May	175	137
June	259	213
July	407	
August	553	
September	654	
October	765	
November	853	
December	912	
January	995	
February	1,163	
March	1,314	
April	1,363	
May	1,363	
June	1,363	

QUALITY

	Quantity	Base Number	Contract	AT	Region	England
% of FP17s for the same patient ID Re-attending within 3 months - Children	15	86	17.4%	9.2%	10.6%	11.4%
% of FP17s for the same patient ID Re-attending within 3 months - Adults	8	85	9.4%	13.8%	15.2%	15.4%
% of FP17s for the same patient ID Re-attending between 3 & 9 months - Children	55	86	64.0%	62.6%	62.3%	59.8%
% of FP17s for the same patient ID Re-attending between 3 & 9 months - Adults	44	85	51.8%	53.4%	53.3%	52.1%
% of FP17s for Band 1 Urgent Courses	7	136	5.1%	10.1%	9.7%	9.2%
% of FP17s Relating to Free Repair or Replacements	0	136	0.0%	0.6%	0.6%	0.7%
% of FP17s Relating to Continuations	0	136	0.0%	0.9%	0.8%	0.8%
% of Patients satisfied with the dentistry they have received	0	0	N/A	93.2%	93.4%	93.4%
% of Patients satisfied with the time they had to wait for an appointment	0	0	N/A	85.6%	86.8%	87.6%

* This is based on patients treated on this contract for their most recent course of treatment. Figures in italics indicate the base number of FP17s or Patient Questionnaire responses are less than 100. N/A is shown where the base number of responses is less than 10 during the period. % is calculated as Quantity/Base number*100

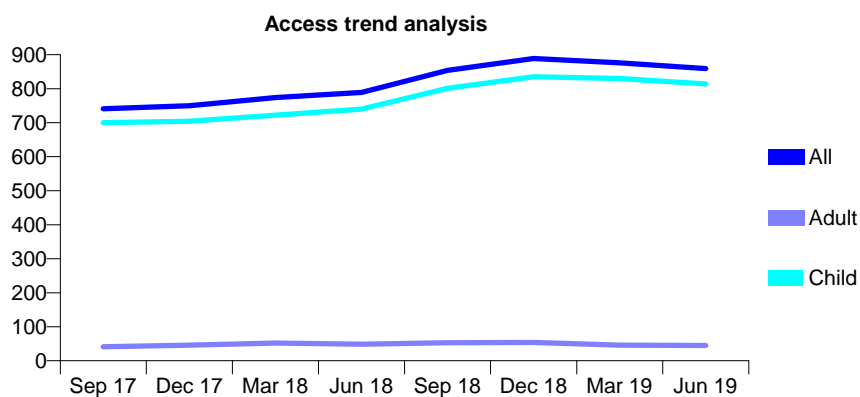
Q70 - Vital Signs At a Glance Contract Report for 224219/0001 - June 2019

Name or company name	Victoria Dental Practice Partnership
Contract type name	GDS Contract
Purpose of contract	General
Contract start date	01/04/2006
Contract end date	

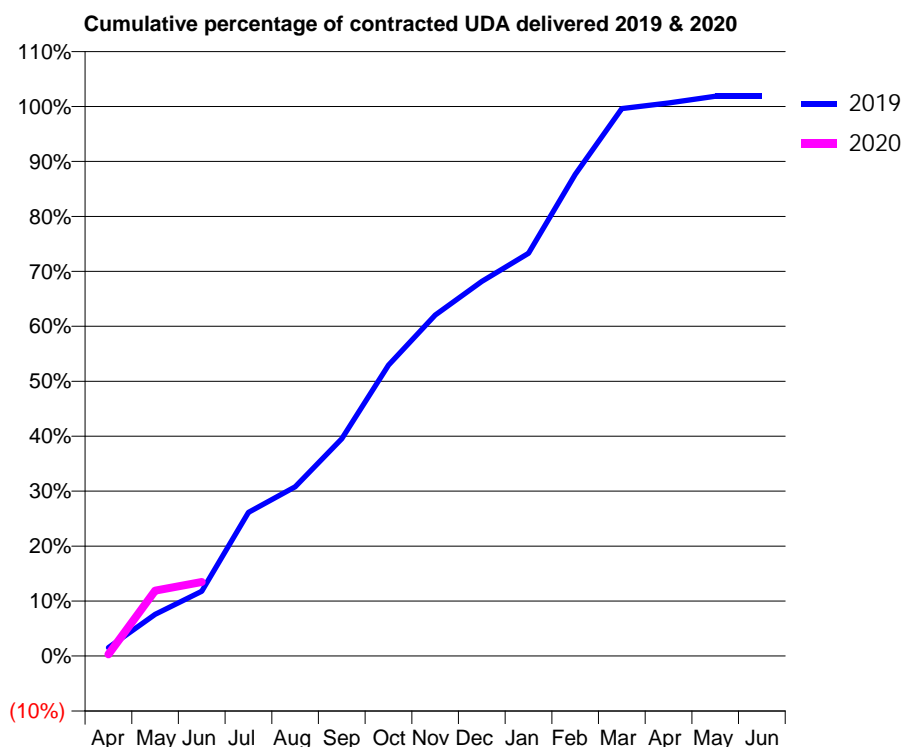
19/20 Contracted general activity (UDA)	1,370
Carry forward general activity (UDA)	0
19/20 Contracted orthodontic activity (UOA)	0
Carry forward orthodontic activity (UOA)	0
Baseline contract value	£28,921.18

ACCESS*

Patients seen in 24 months	Total	Change since previous quarter
Quarter ending June 2018	789	
Quarter ending September 2018	854	↑
Quarter ending December 2018	889	↑
Quarter ending March 2019	876	↓
Quarter ending June 2019	859	↓
Variance since June 2018	8.9%	↑



ACTIVITY



Month	Adjusted Scheduled Activity (UDA)	
	2019	2020
April	21	4
May	104	163
June	161	185
July	358	
August	422	
September	542	
October	725	
November	850	
December	934	
January	1,004	
February	1,201	
March	1,365	
April	1,379	
May	1,396	
June	1,396	

QUALITY

	Quantity	Base Number	Contract	AT	Region	England
% of FP17s for the same patient ID Re-attending within 3 months - Children	6	177	3.4%	9.2%	10.6%	11.4%
% of FP17s for the same patient ID Re-attending within 3 months - Adults	0	0	N/A	13.8%	15.2%	15.4%
% of FP17s for the same patient ID Re-attending between 3 & 9 months - Children	114	177	64.4%	62.6%	62.3%	59.8%
% of FP17s for the same patient ID Re-attending between 3 & 9 months - Adults	0	0	N/A	53.4%	53.3%	52.1%
% of FP17s for Band 1 Urgent Courses	4	156	2.6%	10.1%	9.7%	9.2%
% of FP17s Relating to Free Repair or Replacements	0	156	0.0%	0.6%	0.6%	0.7%
% of FP17s Relating to Continuations	0	156	0.0%	0.9%	0.8%	0.8%
% of Patients satisfied with the dentistry they have received	3	3	N/A	93.2%	93.4%	93.4%
% of Patients satisfied with the time they had to wait for an appointment	1	3	N/A	85.6%	86.8%	87.6%

* This is based on patients treated on this contract for their most recent course of treatment. Figures in italics indicate the base number of FP17s or Patient Questionnaire responses are less than 100. N/A is shown where the base number of responses is less than 10 during the period. % is calculated as Quantity/Base number*100

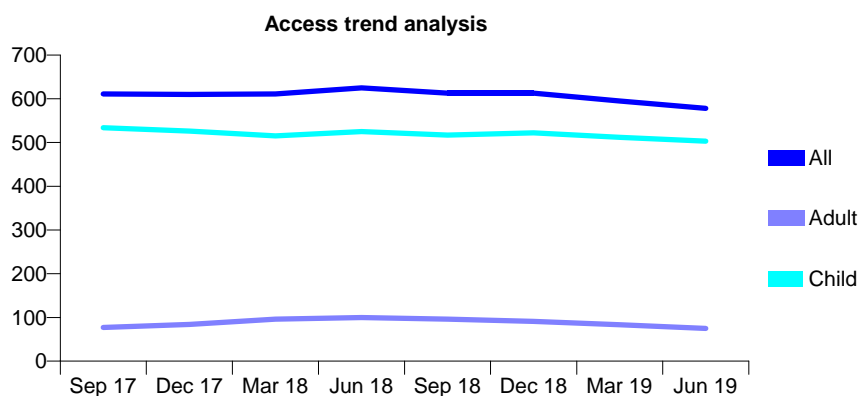
Q70 - Vital Signs At a Glance Contract Report for 230693/0001 - June 2019

Name or company name	Fryern Dental Practice
Contract type name	GDS Contract
Purpose of contract	General
Contract start date	01/04/2006
Contract end date	

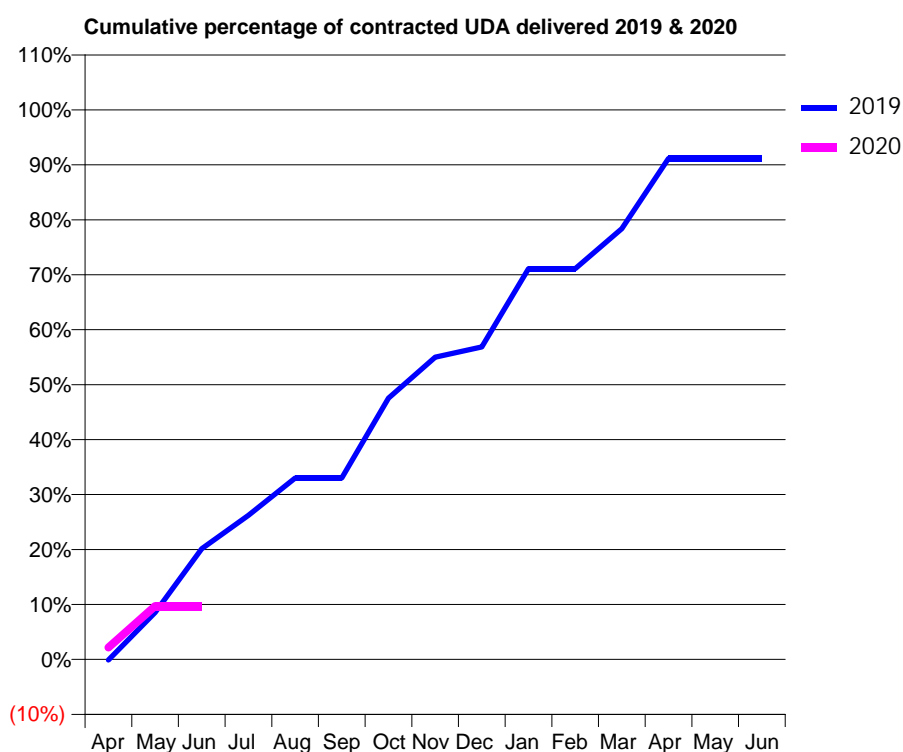
19/20 Contracted general activity (UDA)	1,018
Carry forward general activity (UDA)	0
19/20 Contracted orthodontic activity (UOA)	0
Carry forward orthodontic activity (UOA)	0
Baseline contract value	£21,752.45

ACCESS*

Patients seen in 24 months	Total	Change since previous quarter
Quarter ending June 2018	625	
Quarter ending September 2018	613	↓
Quarter ending December 2018	613	→
Quarter ending March 2019	595	↓
Quarter ending June 2019	578	↓
Variance since June 2018	(7.5%)	↓



ACTIVITY



Month	2019	2020
April	-1	22
May	87	99
June	205	99
July	267	
August	336	
September	336	
October	484	
November	560	
December	579	
January	724	
February	724	
March	798	
April	928	
May	928	
June	928	

QUALITY

	Quantity	Base Number	Contract	AT	Region	England
% of FP17s for the same patient ID Re-attending within 3 months - Children	7	195	3.6%	9.2%	10.6%	11.4%
% of FP17s for the same patient ID Re-attending within 3 months - Adults	0	0	N/A	13.8%	15.2%	15.4%
% of FP17s for the same patient ID Re-attending between 3 & 9 months - Children	140	195	71.8%	62.6%	62.3%	59.8%
% of FP17s for the same patient ID Re-attending between 3 & 9 months - Adults	0	0	N/A	53.4%	53.3%	52.1%
% of FP17s for Band 1 Urgent Courses	0	85	0.0%	10.1%	9.7%	9.2%
% of FP17s Relating to Free Repair or Replacements	0	85	0.0%	0.6%	0.6%	0.7%
% of FP17s Relating to Continuations	0	85	0.0%	0.9%	0.8%	0.8%
% of Patients satisfied with the dentistry they have received	0	0	N/A	93.2%	93.4%	93.4%
% of Patients satisfied with the time they had to wait for an appointment	0	0	N/A	85.6%	86.8%	87.6%

* This is based on patients treated on this contract for their most recent course of treatment. Figures in italics indicate the base number of FP17s or Patient Questionnaire responses are less than 100. N/A is shown where the base number of responses is less than 10 during the period. % is calculated as Quantity/Base number*100

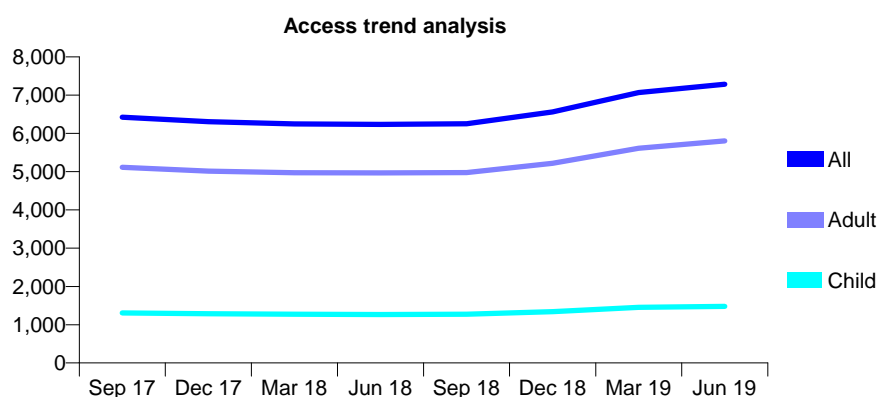
Q70 - Vital Signs At a Glance Contract Report for 232629/0001 - June 2019

Name or company name	Peartree Dental Care Partnership
Contract type name	GDS Contract
Purpose of contract	General
Contract start date	01/04/2006
Contract end date	

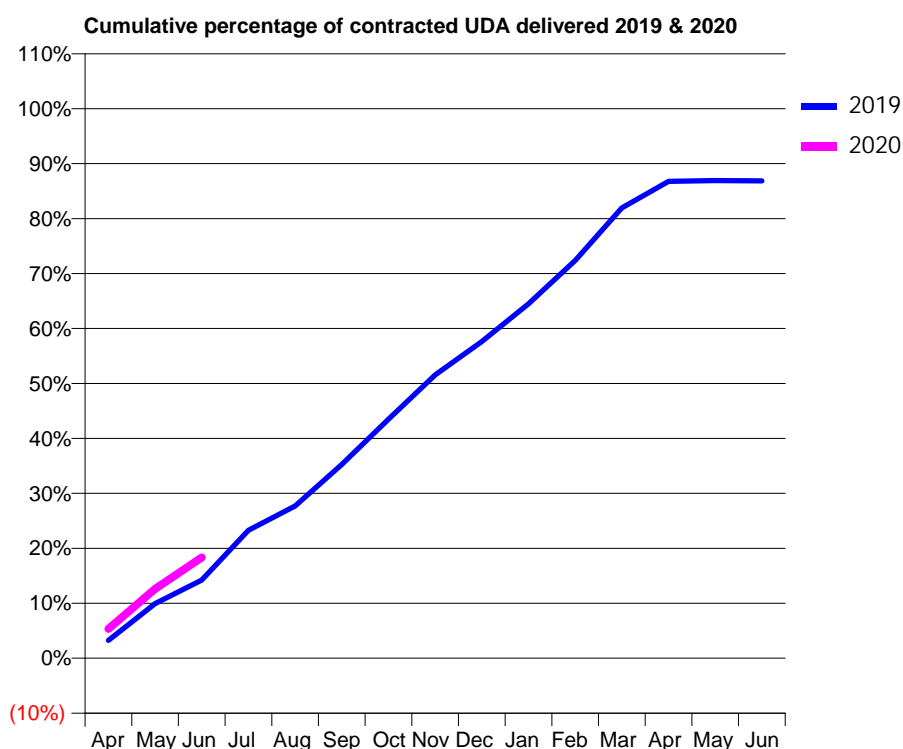
19/20 Contracted general activity (UDA)	24,352
Carry forward general activity (UDA)	0
19/20 Contracted orthodontic activity (UOA)	0
Carry forward orthodontic activity (UOA)	0
Baseline contract value	£674,841.71

ACCESS*

Patients seen in 24 months	Total	Change since previous quarter
Quarter ending June 2018	6,235	
Quarter ending September 2018	6,251	→
Quarter ending December 2018	6,561	↑
Quarter ending March 2019	7,066	↑
Quarter ending June 2019	7,282	↑
Variance since June 2018	16.8%	↑



ACTIVITY



Month	2019	2020
April	716	1,306
May	2,196	3,078
June	3,137	4,467
July	5,129	
August	6,111	
September	7,767	
October	9,583	
November	11,362	
December	12,699	
January	14,213	
February	15,947	
March	18,059	
April	19,121	
May	19,154	
June	19,143	

QUALITY

	Quantity	Base Number	Contract	AT	Region	England
% of FP17s for the same patient ID Re-attending within 3 months - Children	54	549	9.8%	9.2%	10.6%	11.4%
% of FP17s for the same patient ID Re-attending within 3 months - Adults	274	1,999	13.7%	13.8%	15.2%	15.4%
% of FP17s for the same patient ID Re-attending between 3 & 9 months - Children	321	549	58.5%	62.6%	62.3%	59.8%
% of FP17s for the same patient ID Re-attending between 3 & 9 months - Adults	1,083	1,999	54.2%	53.4%	53.3%	52.1%
% of FP17s for Band 1 Urgent Courses	281	2,123	13.2%	10.1%	9.7%	9.2%
% of FP17s Relating to Free Repair or Replacements	23	2,123	1.1%	0.6%	0.6%	0.7%
% of FP17s Relating to Continuations	11	2,123	0.5%	0.9%	0.8%	0.8%
% of Patients satisfied with the dentistry they have received	1	1	N/A	93.2%	93.4%	93.4%
% of Patients satisfied with the time they had to wait for an appointment	0	1	N/A	85.6%	86.8%	87.6%

* This is based on patients treated on this contract for their most recent course of treatment.

Figures in italics indicate the base number of FP17s or Patient Questionnaire responses are less than 100. N/A is shown where the base number of responses is less than 10 during the period. % is calculated as Quantity/Base number*100

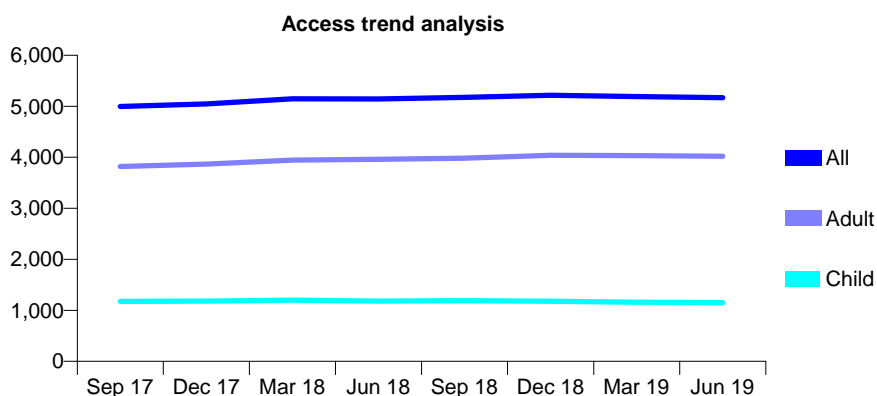
Q70 - Vital Signs At a Glance Contract Report for 237973/0001 - June 2019

Name or company name	MR S KHANNA
Contract type name	GDS Contract
Purpose of contract	General
Contract start date	01/04/2006
Contract end date	

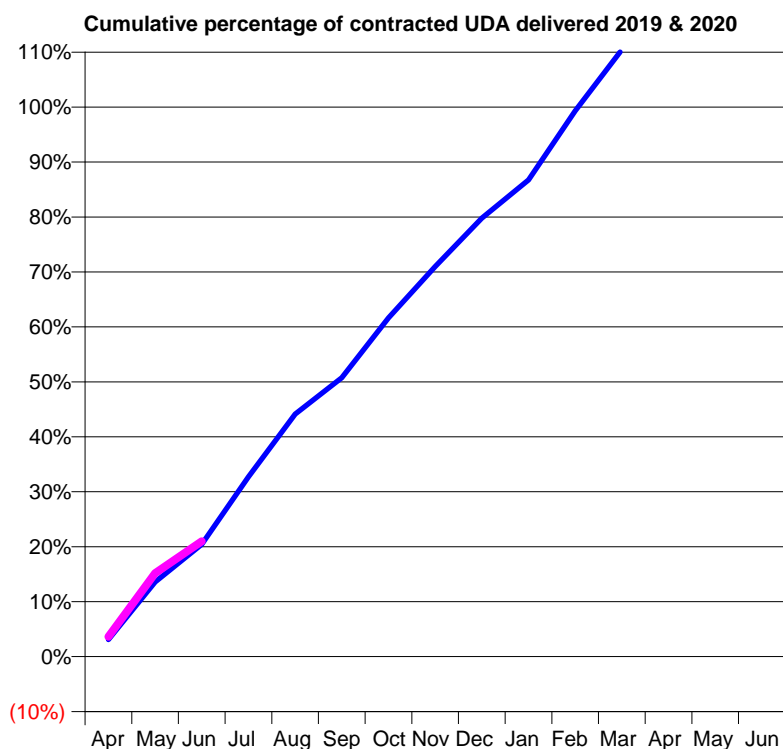
19/20 Contracted general activity (UDA)	12,122
Carry forward general activity (UDA)	0
19/20 Contracted orthodontic activity (UOA)	0
Carry forward orthodontic activity (UOA)	0
Baseline contract value	£387,026.40

ACCESS*

Patients seen in 24 months	Total	Change since previous quarter
Quarter ending June 2018	5,143	
Quarter ending September 2018	5,174	→
Quarter ending December 2018	5,216	→
Quarter ending March 2019	5,192	→
Quarter ending June 2019	5,168	→
Variance since June 2018	0.5%	→



ACTIVITY



Month	Adjusted Scheduled Activity (UDA)	
	2019	2020
April	377	439
May	1,647	1,839
June	2,480	2,542
July	3,966	
August	5,348	
September	6,151	
October	7,469	
November	8,605	
December	9,672	
January	10,514	
February	12,038	
March	13,383	
April	14,160	
May	14,173	
June	14,170	

QUALITY

	Quantity	Base Number	Contract	AT	Region	England
% of FP17s for the same patient ID Re-attending within 3 months - Children	34	415	8.2%	9.2%	10.6%	11.4%
% of FP17s for the same patient ID Re-attending within 3 months - Adults	192	1,171	16.4%	13.8%	15.2%	15.4%
% of FP17s for the same patient ID Re-attending between 3 & 9 months - Children	261	415	62.9%	62.6%	62.3%	59.8%
% of FP17s for the same patient ID Re-attending between 3 & 9 months - Adults	349	1,171	29.8%	53.4%	53.3%	52.1%
% of FP17s for Band 1 Urgent Courses	134	1,234	10.9%	10.1%	9.7%	9.2%
% of FP17s Relating to Free Repair or Replacements	15	1,234	1.2%	0.6%	0.6%	0.7%
% of FP17s Relating to Continuations	39	1,234	3.2%	0.9%	0.8%	0.8%
% of Patients satisfied with the dentistry they have received	14	15	93.3%	93.2%	93.4%	93.4%
% of Patients satisfied with the time they had to wait for an appointment	14	15	93.3%	85.6%	86.8%	87.6%

* This is based on patients treated on this contract for their most recent course of treatment. Figures in italics indicate the base number of FP17s or Patient Questionnaire responses are less than 100. N/A is shown where the base number of responses is less than 10 during the period. % is calculated as Quantity/Base number*100

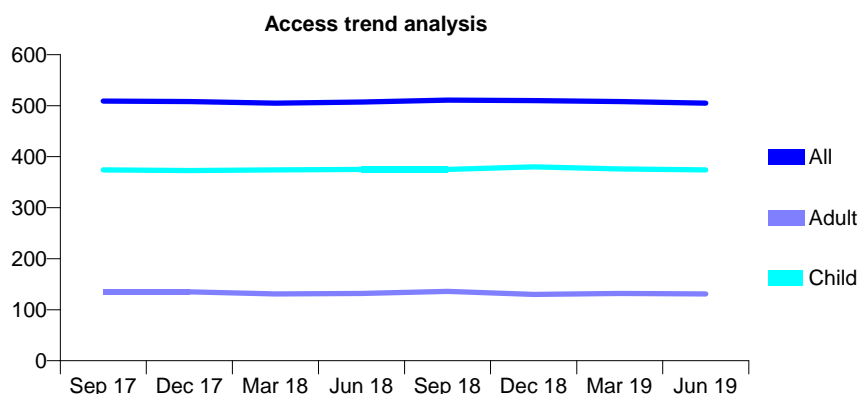
Q70 - Vital Signs At a Glance Contract Report for 244627/0001 - June 2019

Name or company name	MR MM WAUGH
Contract type name	GDS Contract
Purpose of contract	General
Contract start date	01/04/2006
Contract end date	

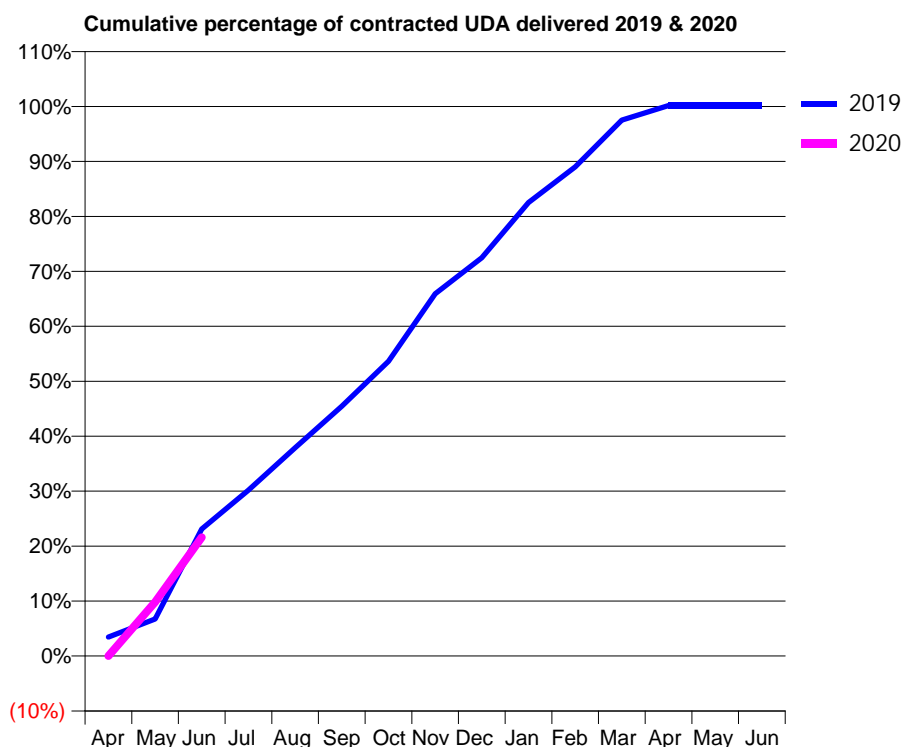
19/20 Contracted general activity (UDA)	1,099
Carry forward general activity (UDA)	0
19/20 Contracted orthodontic activity (UOA)	0
Carry forward orthodontic activity (UOA)	0
Baseline contract value	£32,749.78

ACCESS*

Patients seen in 24 months	Total	Change since previous quarter
Quarter ending June 2018	507	
Quarter ending September 2018	511	→
Quarter ending December 2018	510	→
Quarter ending March 2019	508	→
Quarter ending June 2019	505	→
Variance since June 2018	(0.4%)	→



ACTIVITY



Month	Adjusted Scheduled Activity (UDA)	
	2019	2020
April	38	0
May	74	108
June	254	237
July	332	
August	416	
September	499	
October	589	
November	724	
December	796	
January	907	
February	978	
March	1,072	
April	1,101	
May	1,101	
June	1,101	

QUALITY

	Quantity	Base Number	Contract	AT	Region	England
% of FP17s for the same patient ID Re-attending within 3 months - Children	1	177	0.6%	9.2%	10.6%	11.4%
% of FP17s for the same patient ID Re-attending within 3 months - Adults	1	24	4.2%	13.8%	15.2%	15.4%
% of FP17s for the same patient ID Re-attending between 3 & 9 months - Children	132	177	74.6%	62.6%	62.3%	59.8%
% of FP17s for the same patient ID Re-attending between 3 & 9 months - Adults	16	24	66.7%	53.4%	53.3%	52.1%
% of FP17s for Band 1 Urgent Courses	1	178	0.6%	10.1%	9.7%	9.2%
% of FP17s Relating to Free Repair or Replacements	0	178	0.0%	0.6%	0.6%	0.7%
% of FP17s Relating to Continuations	1	178	0.6%	0.9%	0.8%	0.8%
% of Patients satisfied with the dentistry they have received	0	0	N/A	93.2%	93.4%	93.4%
% of Patients satisfied with the time they had to wait for an appointment	0	0	N/A	85.6%	86.8%	87.6%

* This is based on patients treated on this contract for their most recent course of treatment. Figures in italics indicate the base number of FP17s or Patient Questionnaire responses are less than 100. N/A is shown where the base number of responses is less than 10 during the period. % is calculated as Quantity/Base number*100

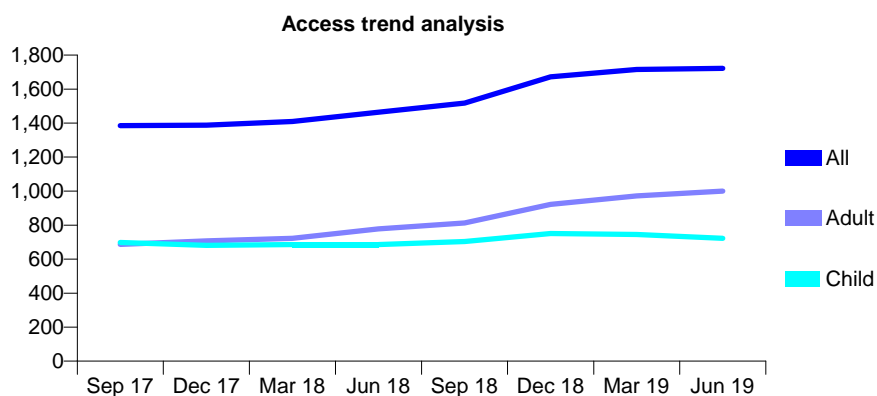
Q70 - Vital Signs At a Glance Contract Report for 253227/0001 - June 2019

Name or company name	Joanna McKenzie
Contract type name	GDS Contract
Purpose of contract	General
Contract start date	01/05/2007
Contract end date	

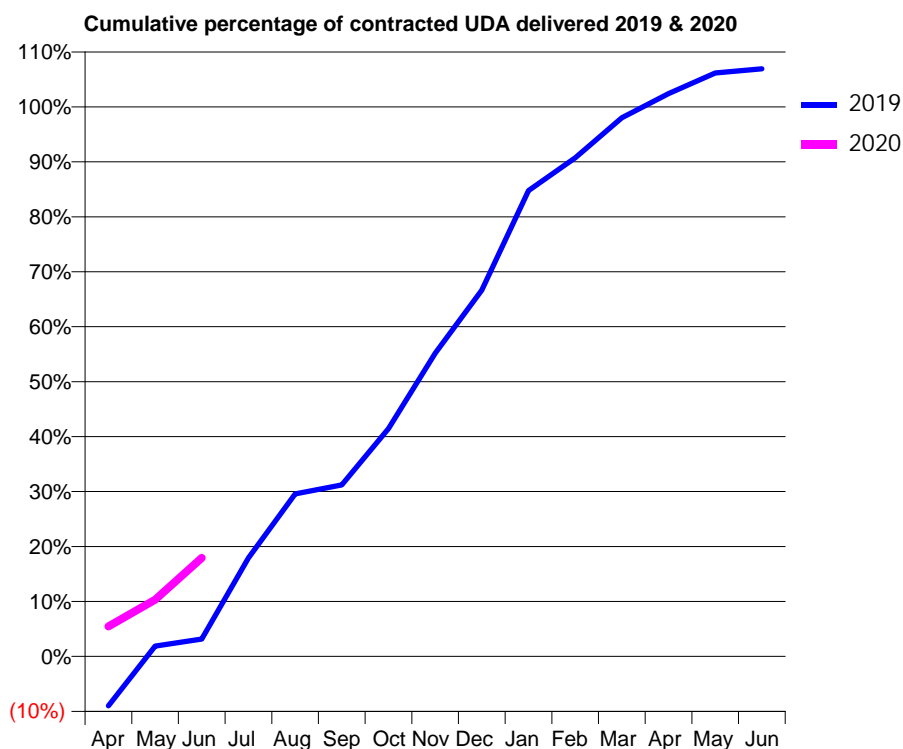
19/20 Contracted general activity (UDA)	3,350
Carry forward general activity (UDA)	0
19/20 Contracted orthodontic activity (UOA)	0
Carry forward orthodontic activity (UOA)	0
Baseline contract value	£77,887.53

ACCESS*

Patients seen in 24 months	Total	Change since previous quarter
Quarter ending June 2018	1,464	
Quarter ending September 2018	1,517	↑
Quarter ending December 2018	1,672	↑
Quarter ending March 2019	1,716	↑
Quarter ending June 2019	1,722	→
Variance since June 2018	17.6%	↑



ACTIVITY



Month	2019	2020
April	-302	184
May	63	346
June	106	600
July	600	
August	991	
September	1,045	
October	1,389	
November	1,848	
December	2,233	
January	2,839	
February	3,039	
March	3,283	
April	3,431	
May	3,556	
June	3,581	

QUALITY

	Quantity	Base Number	Contract	AT	Region	England
% of FP17s for the same patient ID Re-attending within 3 months - Children	12	232	5.2%	9.2%	10.6%	11.4%
% of FP17s for the same patient ID Re-attending within 3 months - Adults	35	301	11.6%	13.8%	15.2%	15.4%
% of FP17s for the same patient ID Re-attending between 3 & 9 months - Children	163	232	70.3%	62.6%	62.3%	59.8%
% of FP17s for the same patient ID Re-attending between 3 & 9 months - Adults	187	301	62.1%	53.4%	53.3%	52.1%
% of FP17s for Band 1 Urgent Courses	26	331	7.9%	10.1%	9.7%	9.2%
% of FP17s Relating to Free Repair or Replacements	0	331	0.0%	0.6%	0.6%	0.7%
% of FP17s Relating to Continuations	0	331	0.0%	0.9%	0.8%	0.8%
% of Patients satisfied with the dentistry they have received	0	0	N/A	93.2%	93.4%	93.4%
% of Patients satisfied with the time they had to wait for an appointment	0	0	N/A	85.6%	86.8%	87.6%

* This is based on patients treated on this contract for their most recent course of treatment. Figures in italics indicate the base number of FP17s or Patient Questionnaire responses are less than 100. N/A is shown where the base number of responses is less than 10 during the period. % is calculated as Quantity/Base number*100

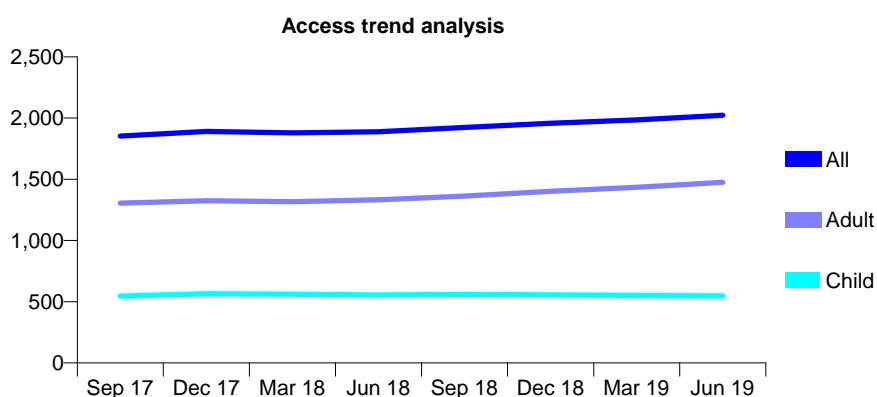
Q70 - Vital Signs At a Glance Contract Report for 253804/0001 - June 2019

Name or company name	MRS SC FENTON
Contract type name	GDS Contract
Purpose of contract	General
Contract start date	01/04/2006
Contract end date	

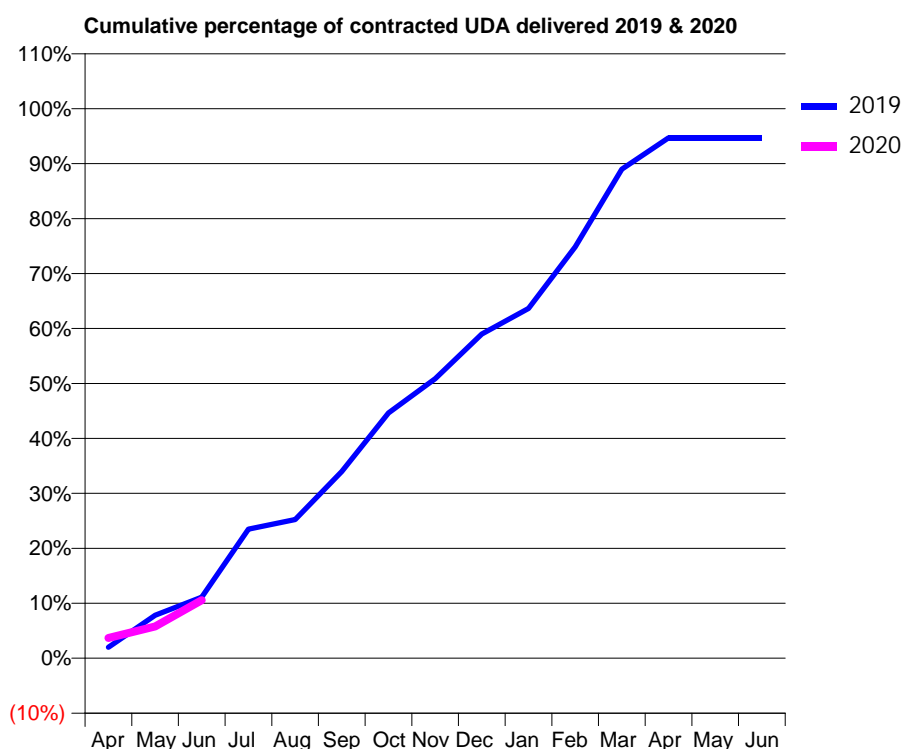
19/20 Contracted general activity (UDA)	6,500
Carry forward general activity (UDA)	0
19/20 Contracted orthodontic activity (UOA)	0
Carry forward orthodontic activity (UOA)	0
Baseline contract value	£157,534.31

ACCESS*

Patients seen in 24 months	Total	Change since previous quarter
Quarter ending June 2018	1,888	
Quarter ending September 2018	1,923	→
Quarter ending December 2018	1,958	→
Quarter ending March 2019	1,985	→
Quarter ending June 2019	2,022	→
Variance since June 2018	7.1%	↑



ACTIVITY



Month	2019	2020
April	131	241
May	509	376
June	722	686
July	1,527	
August	1,640	
September	2,209	
October	2,901	
November	3,307	
December	3,833	
January	4,137	
February	4,865	
March	5,783	
April	6,154	
May	6,154	
June	6,156	

QUALITY

	Quantity	Base Number	Contract	AT	Region	England
% of FP17s for the same patient ID Re-attending within 3 months - Children	10	142	7.0%	9.2%	10.6%	11.4%
% of FP17s for the same patient ID Re-attending within 3 months - Adults	105	445	23.6%	13.8%	15.2%	15.4%
% of FP17s for the same patient ID Re-attending between 3 & 9 months - Children	109	142	76.8%	62.6%	62.3%	59.8%
% of FP17s for the same patient ID Re-attending between 3 & 9 months - Adults	245	445	55.1%	53.4%	53.3%	52.1%
% of FP17s for Band 1 Urgent Courses	52	414	12.6%	10.1%	9.7%	9.2%
% of FP17s Relating to Free Repair or Replacements	7	414	1.7%	0.6%	0.6%	0.7%
% of FP17s Relating to Continuations	1	414	0.2%	0.9%	0.8%	0.8%
% of Patients satisfied with the dentistry they have received	1	1	N/A	93.2%	93.4%	93.4%
% of Patients satisfied with the time they had to wait for an appointment	1	1	N/A	85.6%	86.8%	87.6%

* This is based on patients treated on this contract for their most recent course of treatment.

Figures in italics indicate the base number of FP17s or Patient Questionnaire responses are less than 100. N/A is shown where the base number of responses is less than 10 during the period. % is calculated as Quantity/Base number*100

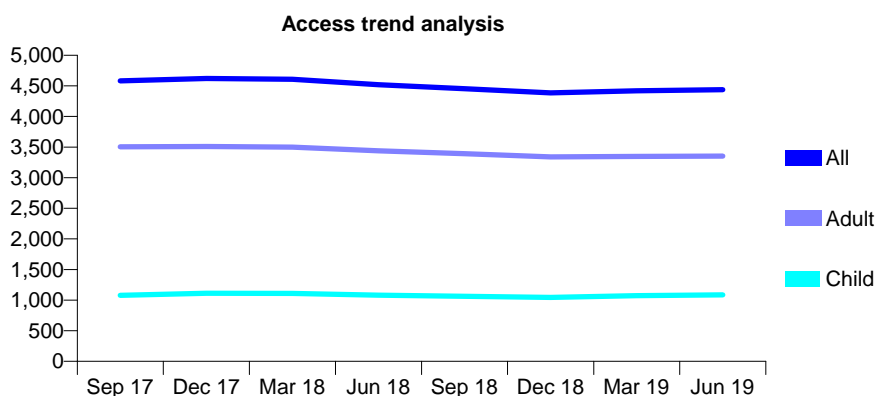
Q70 - Vital Signs At a Glance Contract Report for 256617/0002 - June 2019

Name or company name	MR NK TANK
Contract type name	GDS Contract
Purpose of contract	General
Contract start date	01/07/2006
Contract end date	

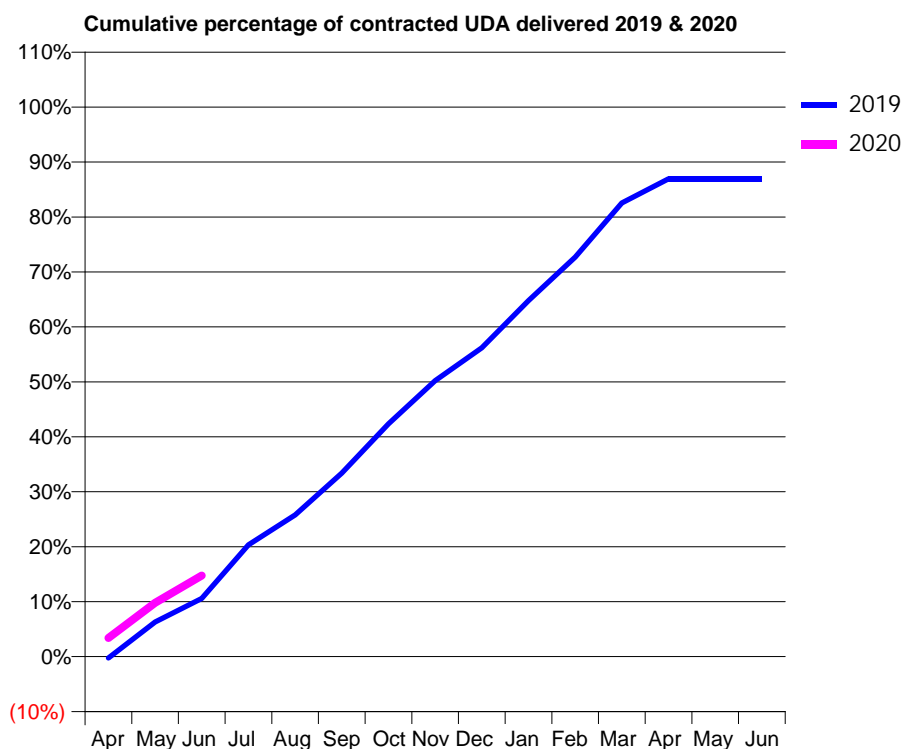
19/20 Contracted general activity (UDA)	12,500
Carry forward general activity (UDA)	0
19/20 Contracted orthodontic activity (UOA)	0
Carry forward orthodontic activity (UOA)	0
Baseline contract value	£361,472.53

ACCESS*

Patients seen in 24 months	Total	Change since previous quarter
Quarter ending June 2018	4,520	
Quarter ending September 2018	4,455	↓
Quarter ending December 2018	4,386	↓
Quarter ending March 2019	4,419	→
Quarter ending June 2019	4,440	→
Variance since June 2018	(1.8%)	↓



ACTIVITY



Month	Adjusted Scheduled Activity (UDA)	
	2019	2020
April	-34	424
May	786	1,224
June	1,324	1,843
July	2,544	
August	3,222	
September	4,173	
October	5,294	
November	6,277	
December	7,023	
January	8,097	
February	9,089	
March	10,318	
April	10,866	
May	10,867	
June	10,866	

QUALITY

	Quantity	Base Number	Contract	AT	Region	England
% of FP17s for the same patient ID Re-attending within 3 months - Children	27	408	6.6%	9.2%	10.6%	11.4%
% of FP17s for the same patient ID Re-attending within 3 months - Adults	175	1,092	16.0%	13.8%	15.2%	15.4%
% of FP17s for the same patient ID Re-attending between 3 & 9 months - Children	284	408	69.6%	62.6%	62.3%	59.8%
% of FP17s for the same patient ID Re-attending between 3 & 9 months - Adults	571	1,092	52.3%	53.4%	53.3%	52.1%
% of FP17s for Band 1 Urgent Courses	150	1,255	12.0%	10.1%	9.7%	9.2%
% of FP17s Relating to Free Repair or Replacements	11	1,255	0.9%	0.6%	0.6%	0.7%
% of FP17s Relating to Continuations	4	1,255	0.3%	0.9%	0.8%	0.8%
% of Patients satisfied with the dentistry they have received	3	3	N/A	93.2%	93.4%	93.4%
% of Patients satisfied with the time they had to wait for an appointment	3	3	N/A	85.6%	86.8%	87.6%

* This is based on patients treated on this contract for their most recent course of treatment. Figures in italics indicate the base number of FP17s or Patient Questionnaire responses are less than 100. N/A is shown where the base number of responses is less than 10 during the period. % is calculated as Quantity/Base number*100

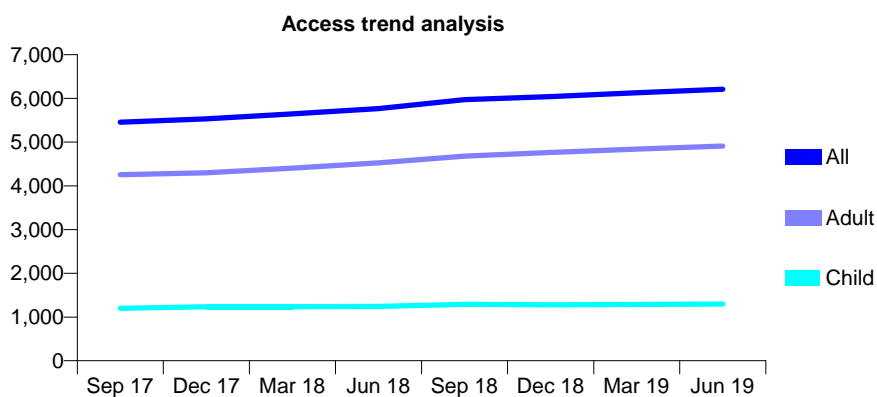
Q70 - Vital Signs At a Glance Contract Report for 258385/0001 - June 2019

Name or company name	MR PD WOODHOUSE
Contract type name	GDS Contract
Purpose of contract	General
Contract start date	01/04/2006
Contract end date	

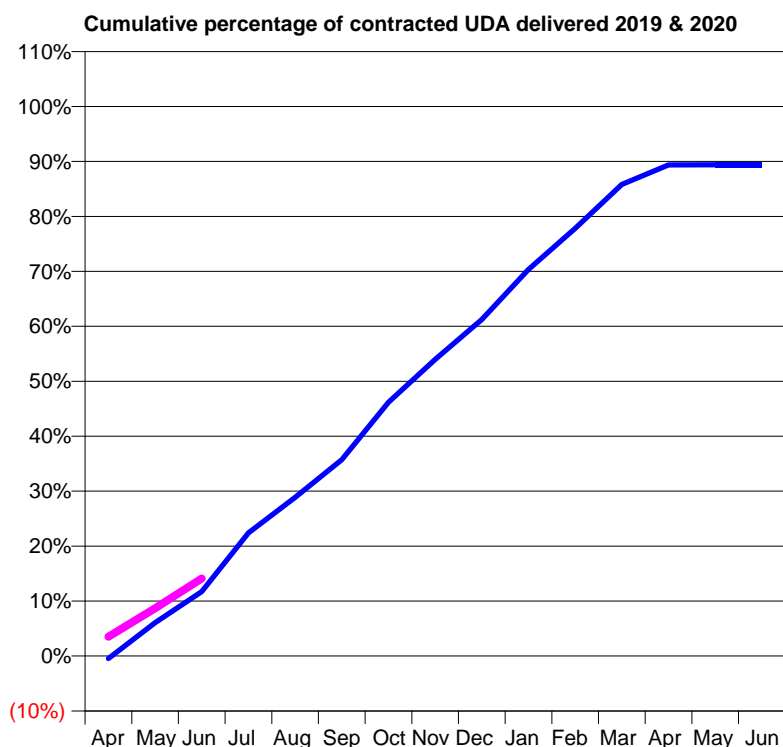
19/20 Contracted general activity (UDA)	14,269
Carry forward general activity (UDA)	0
19/20 Contracted orthodontic activity (UOA)	0
Carry forward orthodontic activity (UOA)	0
Baseline contract value	£434,392.32

ACCESS*

Patients seen in 24 months	Total	Change since previous quarter
Quarter ending June 2018	5,767	
Quarter ending September 2018	5,971	↑
Quarter ending December 2018	6,042	→
Quarter ending March 2019	6,128	→
Quarter ending June 2019	6,207	→
Variance since June 2018	7.6%	↑



ACTIVITY



Month	Adjusted Scheduled Activity (UDA)	
	2019	2020
April	-67	500
May	867	1,241
June	1,674	2,015
July	3,198	
August	4,120	
September	5,095	
October	6,586	
November	7,703	
December	8,736	
January	10,036	
February	11,108	
March	12,246	
April	12,752	
May	12,755	
June	12,756	

QUALITY

	Quantity	Base Number	Contract	AT	Region	England
% of FP17s for the same patient ID Re-attending within 3 months - Children	28	418	6.7%	9.2%	10.6%	11.4%
% of FP17s for the same patient ID Re-attending within 3 months - Adults	280	1,597	17.5%	13.8%	15.2%	15.4%
% of FP17s for the same patient ID Re-attending between 3 & 9 months - Children	271	418	64.8%	62.6%	62.3%	59.8%
% of FP17s for the same patient ID Re-attending between 3 & 9 months - Adults	877	1,597	54.9%	53.4%	53.3%	52.1%
% of FP17s for Band 1 Urgent Courses	165	1,203	13.7%	10.1%	9.7%	9.2%
% of FP17s Relating to Free Repair or Replacements	12	1,203	1.0%	0.6%	0.6%	0.7%
% of FP17s Relating to Continuations	13	1,203	1.1%	0.9%	0.8%	0.8%
% of Patients satisfied with the dentistry they have received	3	3	N/A	93.2%	93.4%	93.4%
% of Patients satisfied with the time they had to wait for an appointment	1	3	N/A	85.6%	86.8%	87.6%

* This is based on patients treated on this contract for their most recent course of treatment. Figures in italics indicate the base number of FP17s or Patient Questionnaire responses are less than 100. N/A is shown where the base number of responses is less than 10 during the period. % is calculated as Quantity/Base number*100

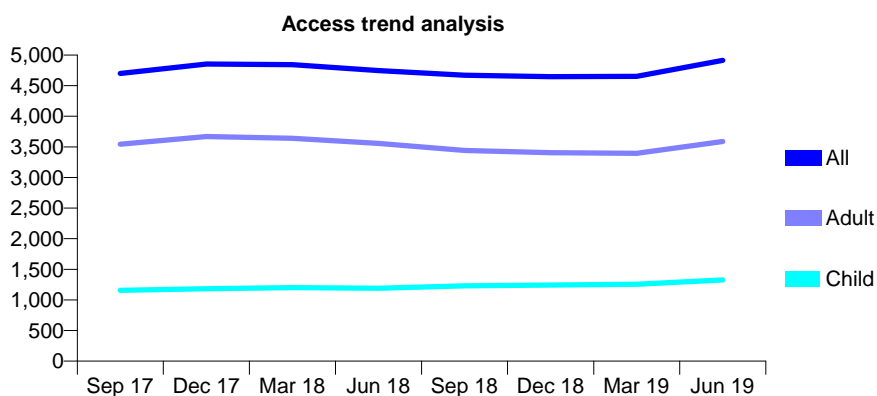
Q70 - Vital Signs At a Glance Contract Report for 262471/0001 - June 2019

Name or company name	MR B ANSARI
Contract type name	GDS Contract
Purpose of contract	General
Contract start date	01/04/2006
Contract end date	

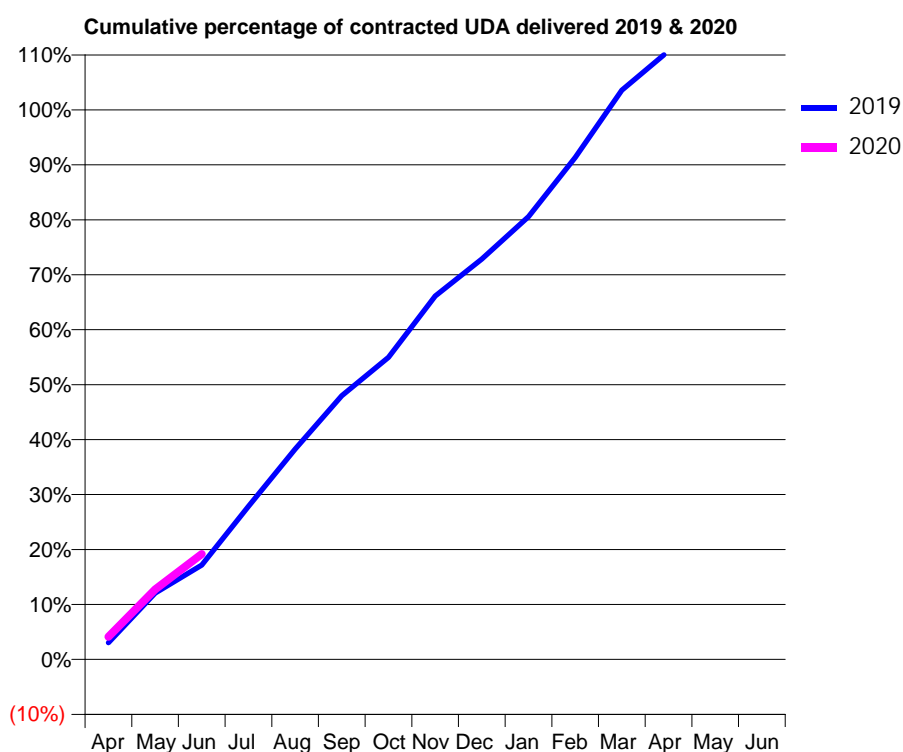
19/20 Contracted general activity (UDA)	14,743
Carry forward general activity (UDA)	0
19/20 Contracted orthodontic activity (UOA)	0
Carry forward orthodontic activity (UOA)	0
Baseline contract value	£374,070.46

ACCESS*

Patients seen in 24 months	Total	Change since previous quarter
Quarter ending June 2018	4,747	
Quarter ending September 2018	4,671	↓
Quarter ending December 2018	4,648	→
Quarter ending March 2019	4,652	→
Quarter ending June 2019	4,914	↑
Variance since June 2018	3.5%	↑



ACTIVITY



Month	2019	2020
April	448	609
May	1,779	1,881
June	2,532	2,830
July	4,104	
August	5,644	
September	7,074	
October	8,106	
November	9,747	
December	10,742	
January	11,881	
February	13,463	
March	15,270	
April	16,325	
May	16,325	
June	16,323	

QUALITY

	Quantity	Base Number	Contract	AT	Region	England
% of FP17s for the same patient ID Re-attending within 3 months - Children	53	520	10.2%	9.2%	10.6%	11.4%
% of FP17s for the same patient ID Re-attending within 3 months - Adults	130	1,189	10.9%	13.8%	15.2%	15.4%
% of FP17s for the same patient ID Re-attending between 3 & 9 months - Children	285	520	54.8%	62.6%	62.3%	59.8%
% of FP17s for the same patient ID Re-attending between 3 & 9 months - Adults	461	1,189	38.8%	53.4%	53.3%	52.1%
% of FP17s for Band 1 Urgent Courses	103	1,213	8.5%	10.1%	9.7%	9.2%
% of FP17s Relating to Free Repair or Replacements	2	1,213	0.2%	0.6%	0.6%	0.7%
% of FP17s Relating to Continuations	0	1,213	0.0%	0.9%	0.8%	0.8%
% of Patients satisfied with the dentistry they have received	1	1	N/A	93.2%	93.4%	93.4%
% of Patients satisfied with the time they had to wait for an appointment	0	1	N/A	85.6%	86.8%	87.6%

* This is based on patients treated on this contract for their most recent course of treatment. Figures in italics indicate the base number of FP17s or Patient Questionnaire responses are less than 100. N/A is shown where the base number of responses is less than 10 during the period. % is calculated as Quantity/Base number*100

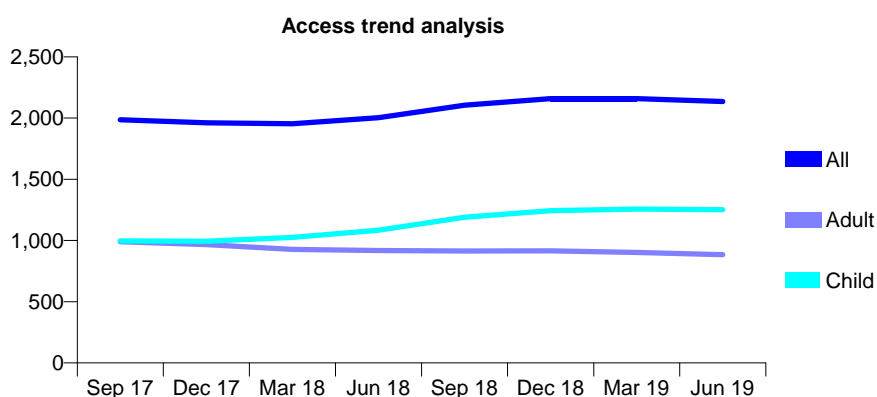
Q70 - Vital Signs At a Glance Contract Report for 263338/0001 - June 2019

Name or company name	MR GS WILBY-LOPEZ
Contract type name	GDS Contract
Purpose of contract	General
Contract start date	29/09/2006
Contract end date	

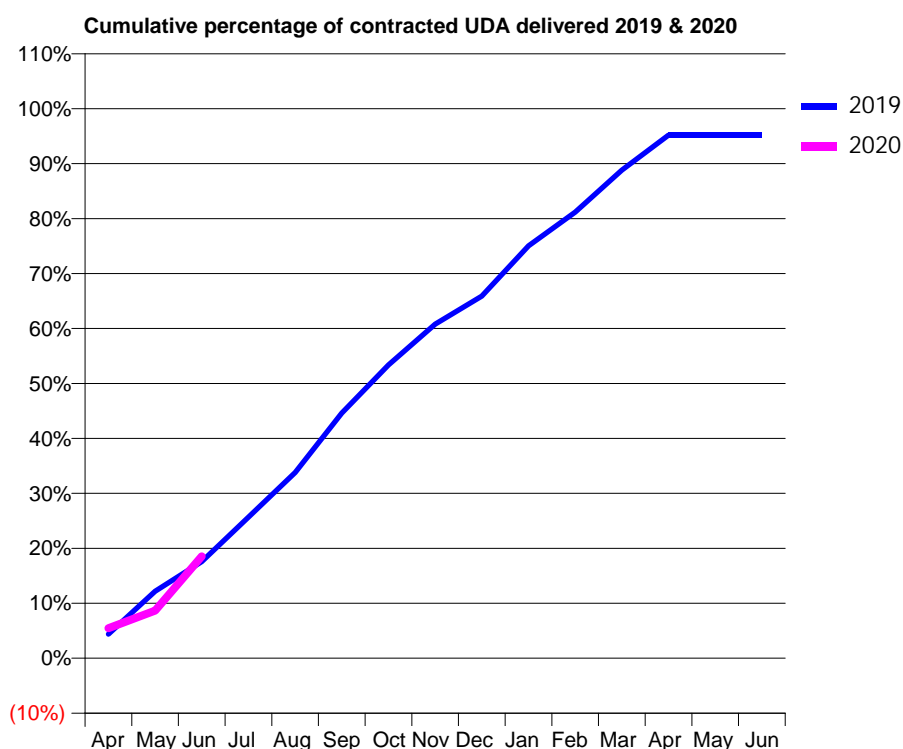
19/20 Contracted general activity (UDA)	5,000
Carry forward general activity (UDA)	0
19/20 Contracted orthodontic activity (UOA)	0
Carry forward orthodontic activity (UOA)	0
Baseline contract value	£124,048.18

ACCESS*

Patients seen in 24 months	Total	Change since previous quarter
Quarter ending June 2018	2,003	
Quarter ending September 2018	2,105	↑
Quarter ending December 2018	2,159	↑
Quarter ending March 2019	2,158	→
Quarter ending June 2019	2,136	↓
Variance since June 2018	6.6%	↑



ACTIVITY



Month	2019	2020
April	219	274
May	610	434
June	879	926
July	1,285	
August	1,690	
September	2,230	
October	2,668	
November	3,041	
December	3,295	
January	3,751	
February	4,059	
March	4,440	
April	4,759	
May	4,759	
June	4,759	

QUALITY

	Quantity	Base Number	Contract	AT	Region	England
% of FP17s for the same patient ID Re-attending within 3 months - Children	26	556	4.7%	9.2%	10.6%	11.4%
% of FP17s for the same patient ID Re-attending within 3 months - Adults	53	314	16.9%	13.8%	15.2%	15.4%
% of FP17s for the same patient ID Re-attending between 3 & 9 months - Children	399	556	71.8%	62.6%	62.3%	59.8%
% of FP17s for the same patient ID Re-attending between 3 & 9 months - Adults	204	314	65.0%	53.4%	53.3%	52.1%
% of FP17s for Band 1 Urgent Courses	37	639	5.8%	10.1%	9.7%	9.2%
% of FP17s Relating to Free Repair or Replacements	2	639	0.3%	0.6%	0.6%	0.7%
% of FP17s Relating to Continuations	7	639	1.1%	0.9%	0.8%	0.8%
% of Patients satisfied with the dentistry they have received	2	2	N/A	93.2%	93.4%	93.4%
% of Patients satisfied with the time they had to wait for an appointment	2	2	N/A	85.6%	86.8%	87.6%

* This is based on patients treated on this contract for their most recent course of treatment.

Figures in italics indicate the base number of FP17s or Patient Questionnaire responses are less than 100. N/A is shown where the base number of responses is less than 10 during the period. % is calculated as Quantity/Base number*100

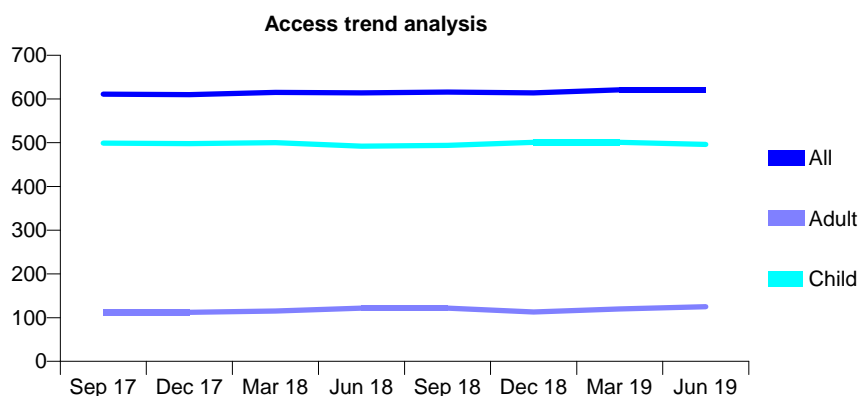
Q70 - Vital Signs At a Glance Contract Report for 305154/0001 - June 2019

Name or company name	MR PD KENNY
Contract type name	GDS Contract
Purpose of contract	General
Contract start date	01/04/2006
Contract end date	

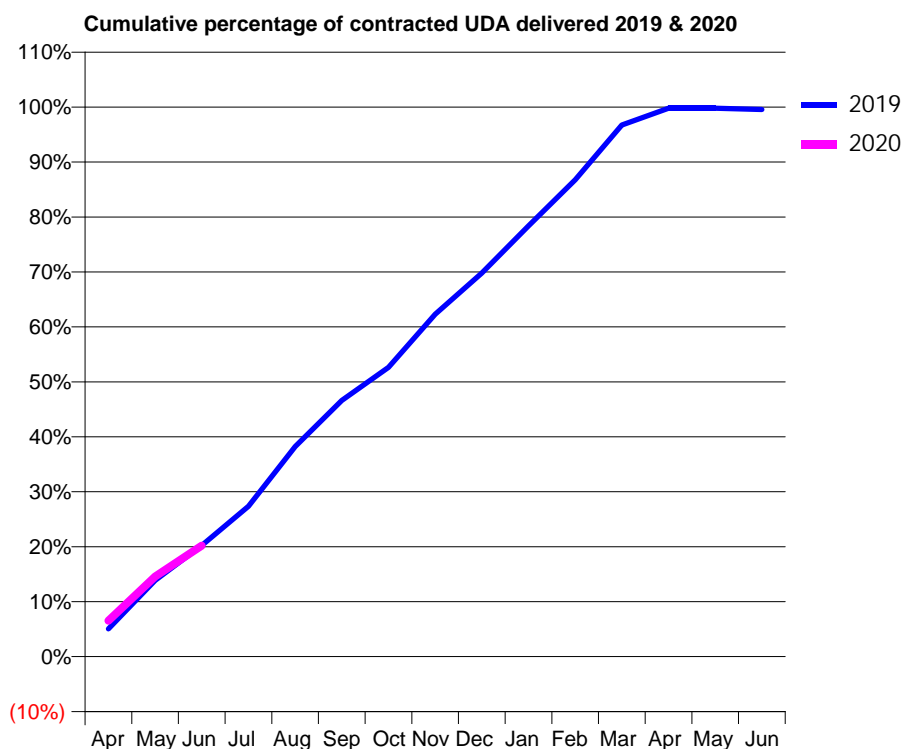
19/20 Contracted general activity (UDA)	1,350
Carry forward general activity (UDA)	0
19/20 Contracted orthodontic activity (UOA)	0
Carry forward orthodontic activity (UOA)	0
Baseline contract value	£29,620.25

ACCESS*

Patients seen in 24 months	Total	Change since previous quarter
Quarter ending June 2018	614	
Quarter ending September 2018	616	→
Quarter ending December 2018	614	→
Quarter ending March 2019	621	→
Quarter ending June 2019	621	→
Variance since June 2018	1.1%	→



ACTIVITY



Month	Adjusted Scheduled Activity (UDA)	
	2019	2020
April	68	88
May	187	197
June	273	273
July	369	
August	516	
September	629	
October	711	
November	841	
December	942	
January	1,058	
February	1,171	
March	1,306	
April	1,347	
May	1,347	
June	1,344	

QUALITY

	Quantity	Base Number	Contract	AT	Region	England
% of FP17s for the same patient ID Re-attending within 3 months - Children	23	218	10.6%	9.2%	10.6%	11.4%
% of FP17s for the same patient ID Re-attending within 3 months - Adults	1	28	3.6%	13.8%	15.2%	15.4%
% of FP17s for the same patient ID Re-attending between 3 & 9 months - Children	165	218	75.7%	62.6%	62.3%	59.8%
% of FP17s for the same patient ID Re-attending between 3 & 9 months - Adults	13	28	46.4%	53.4%	53.3%	52.1%
% of FP17s for Band 1 Urgent Courses	9	228	3.9%	10.1%	9.7%	9.2%
% of FP17s Relating to Free Repair or Replacements	0	228	0.0%	0.6%	0.6%	0.7%
% of FP17s Relating to Continuations	1	228	0.4%	0.9%	0.8%	0.8%
% of Patients satisfied with the dentistry they have received	0	0	N/A	93.2%	93.4%	93.4%
% of Patients satisfied with the time they had to wait for an appointment	0	0	N/A	85.6%	86.8%	87.6%

* This is based on patients treated on this contract for their most recent course of treatment. Figures in italics indicate the base number of FP17s or Patient Questionnaire responses are less than 100. N/A is shown where the base number of responses is less than 10 during the period. % is calculated as Quantity/Base number*100

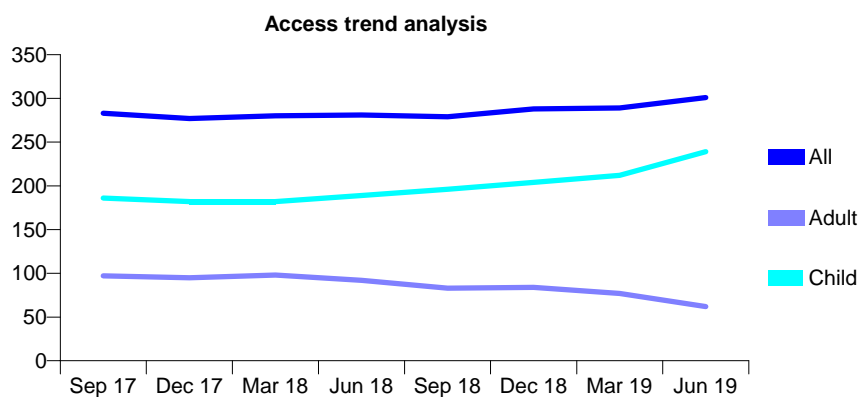
Q70 - Vital Signs At a Glance Contract Report for 305650/0001 - June 2019

Name or company name	Homemill Dental Surgery
Contract type name	GDS Contract
Purpose of contract	General
Contract start date	01/10/2012
Contract end date	

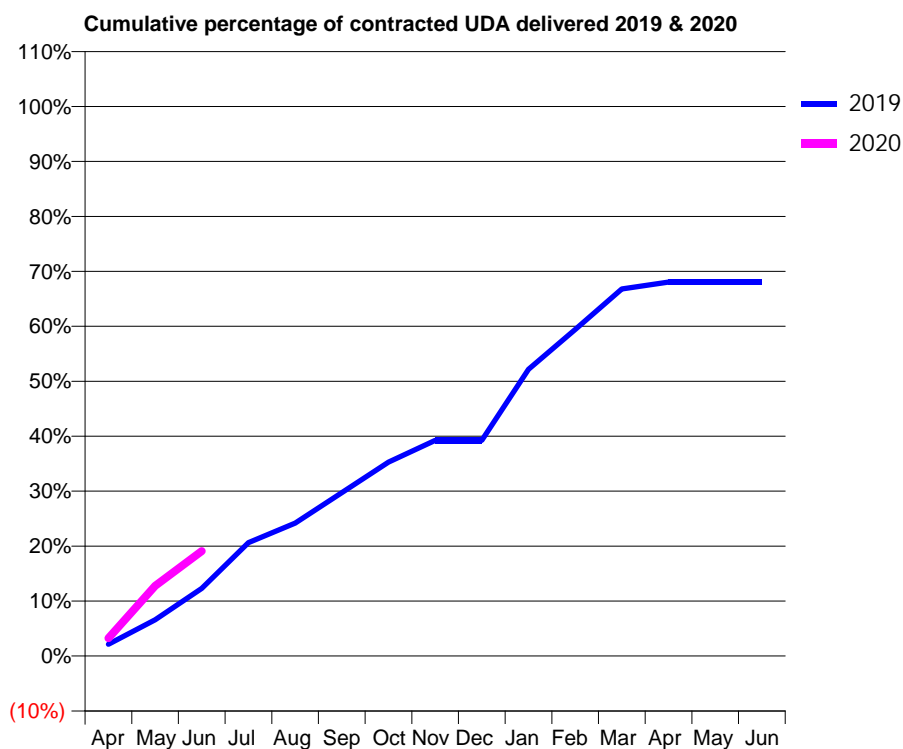
19/20 Contracted general activity (UDA)	650
Carry forward general activity (UDA)	0
19/20 Contracted orthodontic activity (UOA)	0
Carry forward orthodontic activity (UOA)	0
Baseline contract value	£15,604.22

ACCESS*

Patients seen in 24 months	Total	Change since previous quarter
Quarter ending June 2018	281	
Quarter ending September 2018	279	→
Quarter ending December 2018	288	↑
Quarter ending March 2019	289	→
Quarter ending June 2019	301	↑
Variance since June 2018	7.1%	↑



ACTIVITY



Month	Adjusted Scheduled Activity (UDA)	
	2019	2020
April	14	21
May	43	83
June	80	124
July	134	
August	157	
September	193	
October	229	
November	255	
December	255	
January	339	
February	386	
March	434	
April	442	
May	442	
June	442	

QUALITY

	Quantity	Base Number	Contract	AT	Region	England
% of FP17s for the same patient ID Re-attending within 3 months - Children	6	96	6.3%	9.2%	10.6%	11.4%
% of FP17s for the same patient ID Re-attending within 3 months - Adults	0	4	0.0%	13.8%	15.2%	15.4%
% of FP17s for the same patient ID Re-attending between 3 & 9 months - Children	44	96	45.8%	62.6%	62.3%	59.8%
% of FP17s for the same patient ID Re-attending between 3 & 9 months - Adults	3	4	75.0%	53.4%	53.3%	52.1%
% of FP17s for Band 1 Urgent Courses	0	91	0.0%	10.1%	9.7%	9.2%
% of FP17s Relating to Free Repair or Replacements	0	91	0.0%	0.6%	0.6%	0.7%
% of FP17s Relating to Continuations	0	91	0.0%	0.9%	0.8%	0.8%
% of Patients satisfied with the dentistry they have received	0	0	N/A	93.2%	93.4%	93.4%
% of Patients satisfied with the time they had to wait for an appointment	0	0	N/A	85.6%	86.8%	87.6%

* This is based on patients treated on this contract for their most recent course of treatment. Figures in italics indicate the base number of FP17s or Patient Questionnaire responses are less than 100. N/A is shown where the base number of responses is less than 10 during the period. % is calculated as Quantity/Base number*100

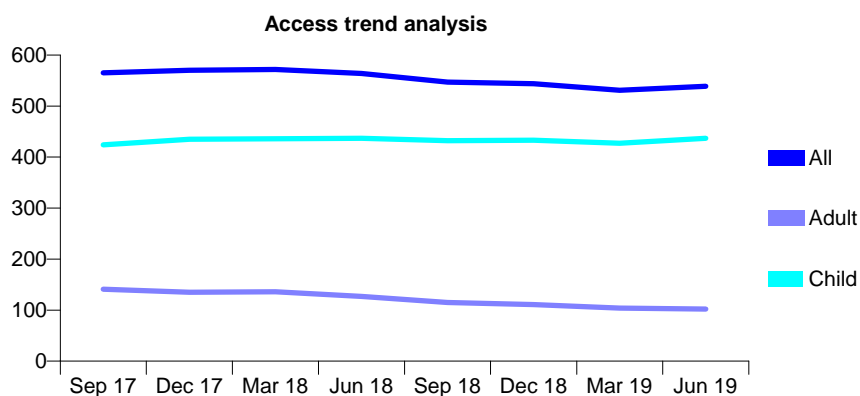
Q70 - Vital Signs At a Glance Contract Report for 307181/0001 - June 2019

Name or company name	Dr Samit Chitre
Contract type name	GDS Contract
Purpose of contract	General
Contract start date	01/04/2006
Contract end date	

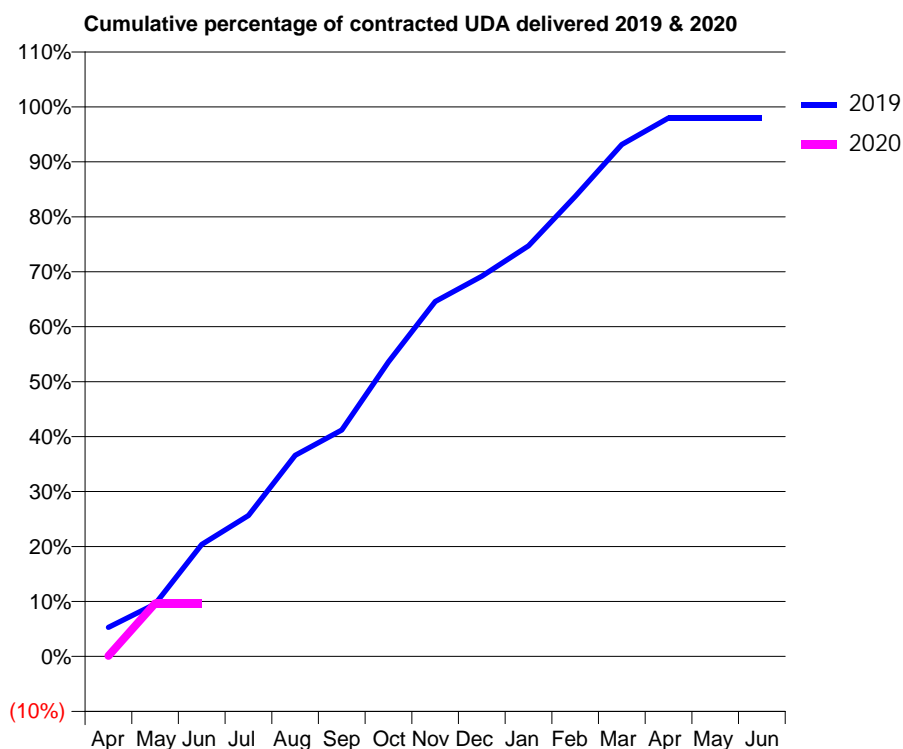
19/20 Contracted general activity (UDA)	1,000
Carry forward general activity (UDA)	0
19/20 Contracted orthodontic activity (UOA)	0
Carry forward orthodontic activity (UOA)	0
Baseline contract value	£23,550.40

ACCESS*

Patients seen in 24 months	Total	Change since previous quarter
Quarter ending June 2018	564	
Quarter ending September 2018	547	↓
Quarter ending December 2018	544	→
Quarter ending March 2019	531	↓
Quarter ending June 2019	539	→
Variance since June 2018	(4.4%)	↓



ACTIVITY



Adjusted Scheduled Activity (UDA)		
Month	2019	2020
April	53	1
May	95	97
June	204	97
July	256	
August	366	
September	412	
October	536	
November	646	
December	692	
January	747	
February	837	
March	932	
April	980	
May	980	
June	980	

QUALITY

	Quantity	Base Number	Contract	AT	Region	England
% of FP17s for the same patient ID Re-attending within 3 months - Children	6	118	5.1%	9.2%	10.6%	11.4%
% of FP17s for the same patient ID Re-attending within 3 months - Adults	0	11	0.0%	13.8%	15.2%	15.4%
% of FP17s for the same patient ID Re-attending between 3 & 9 months - Children	89	118	75.4%	62.6%	62.3%	59.8%
% of FP17s for the same patient ID Re-attending between 3 & 9 months - Adults	9	11	81.8%	53.4%	53.3%	52.1%
% of FP17s for Band 1 Urgent Courses	3	86	3.5%	10.1%	9.7%	9.2%
% of FP17s Relating to Free Repair or Replacements	0	86	0.0%	0.6%	0.6%	0.7%
% of FP17s Relating to Continuations	0	86	0.0%	0.9%	0.8%	0.8%
% of Patients satisfied with the dentistry they have received	0	0	N/A	93.2%	93.4%	93.4%
% of Patients satisfied with the time they had to wait for an appointment	0	0	N/A	85.6%	86.8%	87.6%

* This is based on patients treated on this contract for their most recent course of treatment. Figures in italics indicate the base number of FP17s or Patient Questionnaire responses are less than 100. N/A is shown where the base number of responses is less than 10 during the period. % is calculated as Quantity/Base number*100

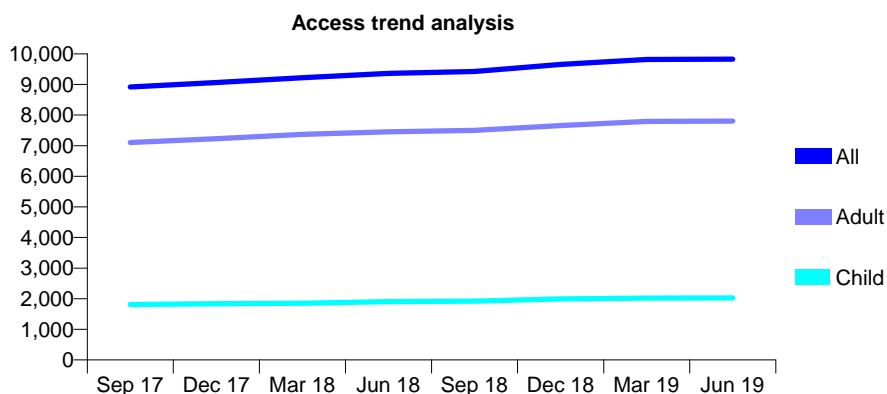
Q70 - Vital Signs At a Glance Contract Report for 321532/0001 - June 2019

Name or company name	Dr C Patel
Contract type name	GDS Contract
Purpose of contract	General
Contract start date	01/04/2006
Contract end date	

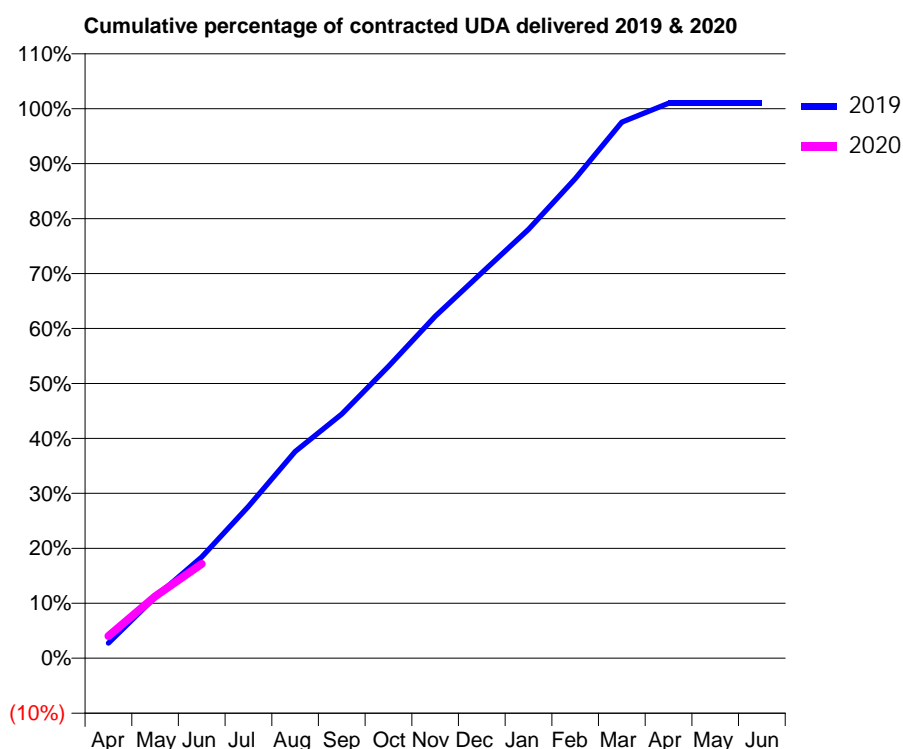
19/20 Contracted general activity (UDA)	25,659
Carry forward general activity (UDA)	0
19/20 Contracted orthodontic activity (UOA)	0
Carry forward orthodontic activity (UOA)	0
Baseline contract value	£580,690.90

ACCESS*

Patients seen in 24 months	Total	Change since previous quarter
Quarter ending June 2018	9,361	
Quarter ending September 2018	9,425	→
Quarter ending December 2018	9,653	↑
Quarter ending March 2019	9,813	→
Quarter ending June 2019	9,829	→
Variance since June 2018	5.0%	↑



ACTIVITY



Month	2019	2020
April	706	1,039
May	2,850	2,890
June	4,727	4,403
July	7,086	
August	9,656	
September	11,400	
October	13,626	
November	15,960	
December	18,000	
January	20,024	
February	22,397	
March	25,027	
April	25,913	
May	25,914	
June	25,914	

QUALITY

	Quantity	Base Number	Contract	AT	Region	England
% of FP17s for the same patient ID Re-attending within 3 months - Children	34	714	4.8%	9.2%	10.6%	11.4%
% of FP17s for the same patient ID Re-attending within 3 months - Adults	320	2,518	12.7%	13.8%	15.2%	15.4%
% of FP17s for the same patient ID Re-attending between 3 & 9 months - Children	451	714	63.2%	62.6%	62.3%	59.8%
% of FP17s for the same patient ID Re-attending between 3 & 9 months - Adults	1,575	2,518	62.5%	53.4%	53.3%	52.1%
% of FP17s for Band 1 Urgent Courses	178	2,507	7.1%	10.1%	9.7%	9.2%
% of FP17s Relating to Free Repair or Replacements	16	2,507	0.6%	0.6%	0.6%	0.7%
% of FP17s Relating to Continuations	47	2,507	1.9%	0.9%	0.8%	0.8%
% of Patients satisfied with the dentistry they have received	3	3	N/A	93.2%	93.4%	93.4%
% of Patients satisfied with the time they had to wait for an appointment	3	3	N/A	85.6%	86.8%	87.6%

* This is based on patients treated on this contract for their most recent course of treatment.

Figures in italics indicate the base number of FP17s or Patient Questionnaire responses are less than 100. N/A is shown where the base number of responses is less than 10 during the period. % is calculated as Quantity/Base number*100

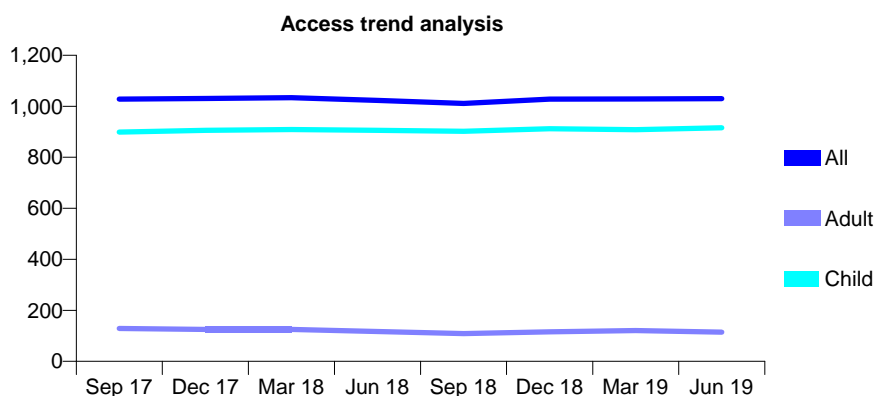
Q70 - Vital Signs At a Glance Contract Report for 321788/0001 - June 2019

Name or company name	MR GH MORRIS
Contract type name	GDS Contract
Purpose of contract	General
Contract start date	01/04/2006
Contract end date	

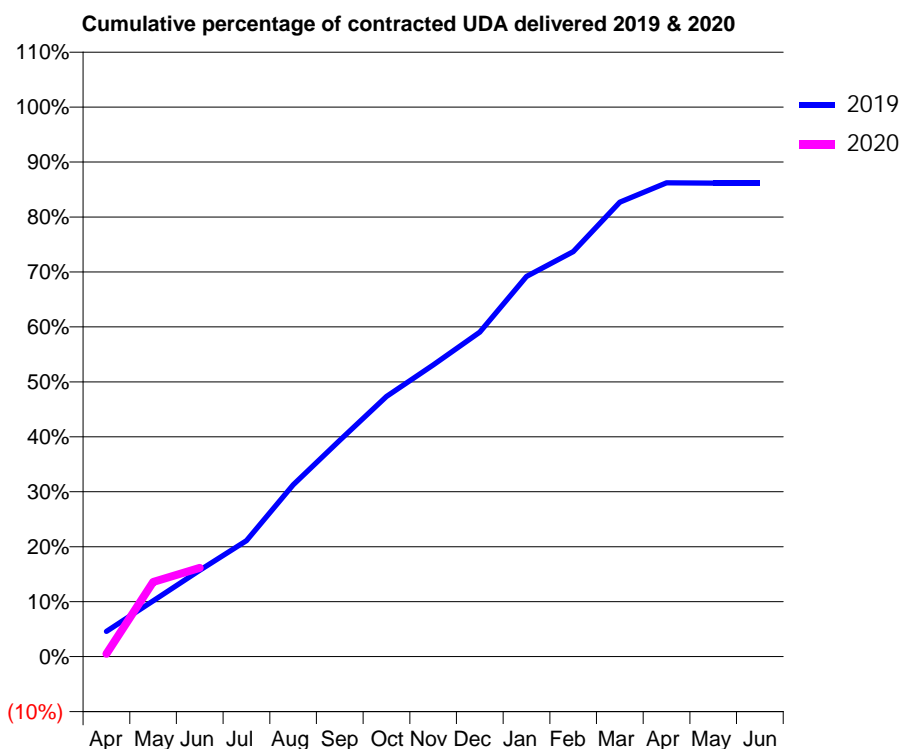
19/20 Contracted general activity (UDA)	2,150
Carry forward general activity (UDA)	0
19/20 Contracted orthodontic activity (UOA)	0
Carry forward orthodontic activity (UOA)	0
Baseline contract value	£53,687.38

ACCESS*

Patients seen in 24 months	Total	Change since previous quarter
Quarter ending June 2018	1,023	
Quarter ending September 2018	1,011	↓
Quarter ending December 2018	1,028	→
Quarter ending March 2019	1,029	→
Quarter ending June 2019	1,030	→
Variance since June 2018	0.7%	→



ACTIVITY



Month	Adjusted Scheduled Activity (UDA)	
	2019	2020
April	99	11
May	218	292
June	338	347
July	454	
August	672	
September	846	
October	1,018	
November	1,141	
December	1,270	
January	1,487	
February	1,584	
March	1,778	
April	1,854	
May	1,853	
June	1,853	

QUALITY

	Quantity	Base Number	Contract	AT	Region	England
% of FP17s for the same patient ID Re-attending within 3 months - Children	23	308	7.5%	9.2%	10.6%	11.4%
% of FP17s for the same patient ID Re-attending within 3 months - Adults	1	17	5.9%	13.8%	15.2%	15.4%
% of FP17s for the same patient ID Re-attending between 3 & 9 months - Children	193	308	62.7%	62.6%	62.3%	59.8%
% of FP17s for the same patient ID Re-attending between 3 & 9 months - Adults	15	17	88.2%	53.4%	53.3%	52.1%
% of FP17s for Band 1 Urgent Courses	6	275	2.2%	10.1%	9.7%	9.2%
% of FP17s Relating to Free Repair or Replacements	0	275	0.0%	0.6%	0.6%	0.7%
% of FP17s Relating to Continuations	0	275	0.0%	0.9%	0.8%	0.8%
% of Patients satisfied with the dentistry they have received	0	0	N/A	93.2%	93.4%	93.4%
% of Patients satisfied with the time they had to wait for an appointment	0	0	N/A	85.6%	86.8%	87.6%

* This is based on patients treated on this contract for their most recent course of treatment. Figures in italics indicate the base number of FP17s or Patient Questionnaire responses are less than 100. N/A is shown where the base number of responses is less than 10 during the period. % is calculated as Quantity/Base number*100

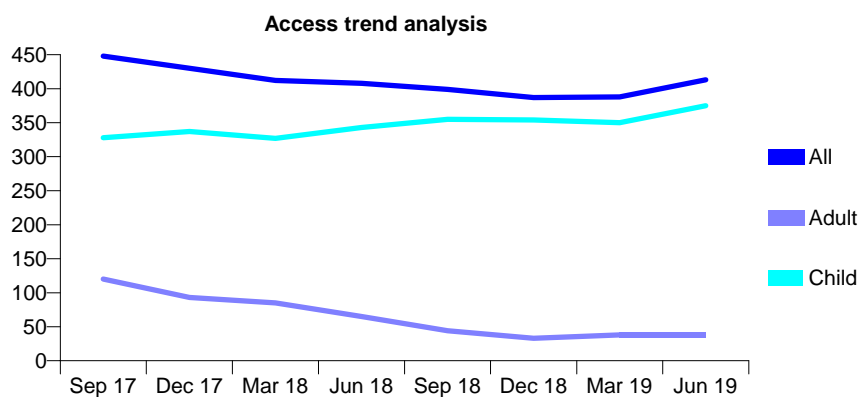
Q70 - Vital Signs At a Glance Contract Report for 321974/0001 - June 2019

Name or company name	MR AE INMAN
Contract type name	GDS Contract
Purpose of contract	General
Contract start date	01/04/2006
Contract end date	

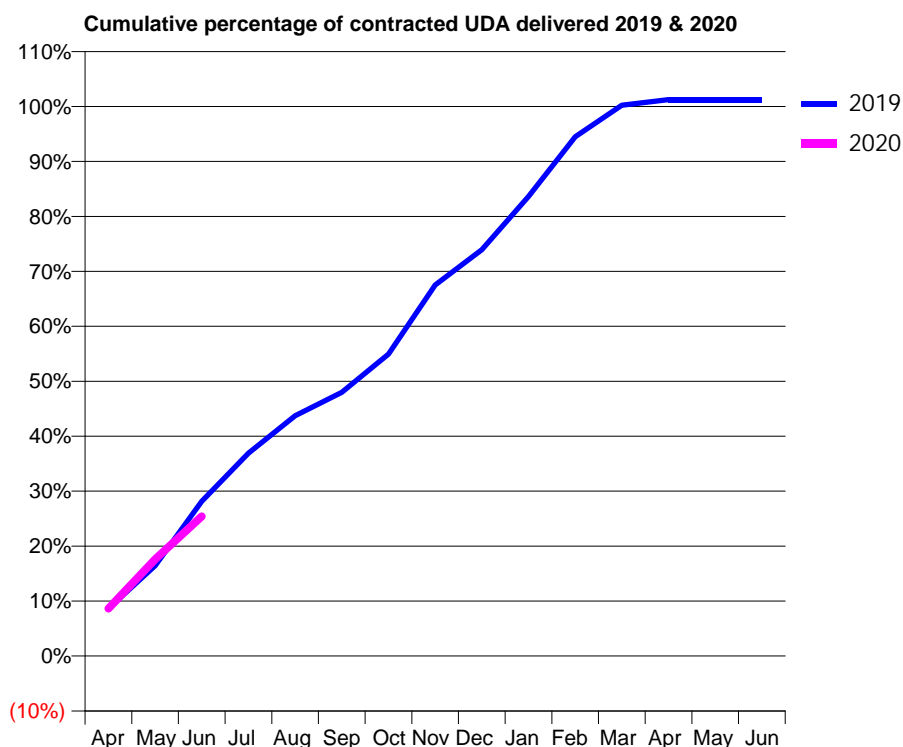
19/20 Contracted general activity (UDA)	782
Carry forward general activity (UDA)	0
19/20 Contracted orthodontic activity (UOA)	0
Carry forward orthodontic activity (UOA)	0
Baseline contract value	£20,080.54

ACCESS*

Patients seen in 24 months	Total	Change since previous quarter
Quarter ending June 2018	408	
Quarter ending September 2018	399	↓
Quarter ending December 2018	387	↓
Quarter ending March 2019	388	→
Quarter ending June 2019	413	↑
Variance since June 2018	1.2%	→



ACTIVITY



Month	Adjusted Scheduled Activity (UDA)	
	2019	2020
April	67	67
May	129	138
June	220	199
July	289	
August	342	
September	375	
October	430	
November	528	
December	578	
January	654	
February	739	
March	784	
April	792	
May	792	
June	792	

QUALITY

	Quantity	Base Number	Contract	AT	Region	England
% of FP17s for the same patient ID Re-attending within 3 months - Children	14	168	8.3%	9.2%	10.6%	11.4%
% of FP17s for the same patient ID Re-attending within 3 months - Adults	0	0	N/A	13.8%	15.2%	15.4%
% of FP17s for the same patient ID Re-attending between 3 & 9 months - Children	114	168	67.9%	62.6%	62.3%	59.8%
% of FP17s for the same patient ID Re-attending between 3 & 9 months - Adults	0	0	N/A	53.4%	53.3%	52.1%
% of FP17s for Band 1 Urgent Courses	4	162	2.5%	10.1%	9.7%	9.2%
% of FP17s Relating to Free Repair or Replacements	0	162	0.0%	0.6%	0.6%	0.7%
% of FP17s Relating to Continuations	1	162	0.6%	0.9%	0.8%	0.8%
% of Patients satisfied with the dentistry they have received	0	0	N/A	93.2%	93.4%	93.4%
% of Patients satisfied with the time they had to wait for an appointment	0	0	N/A	85.6%	86.8%	87.6%

* This is based on patients treated on this contract for their most recent course of treatment. Figures in italics indicate the base number of FP17s or Patient Questionnaire responses are less than 100. N/A is shown where the base number of responses is less than 10 during the period. % is calculated as Quantity/Base number*100

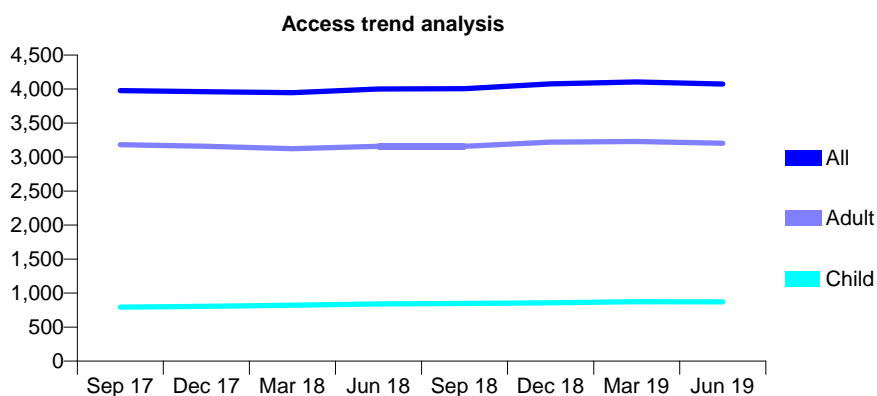
Q70 - Vital Signs At a Glance Contract Report for 323551/0001 - June 2019

Name or company name	ThistleDene Dental Practice
Contract type name	GDS Contract
Purpose of contract	General
Contract start date	01/04/2006
Contract end date	

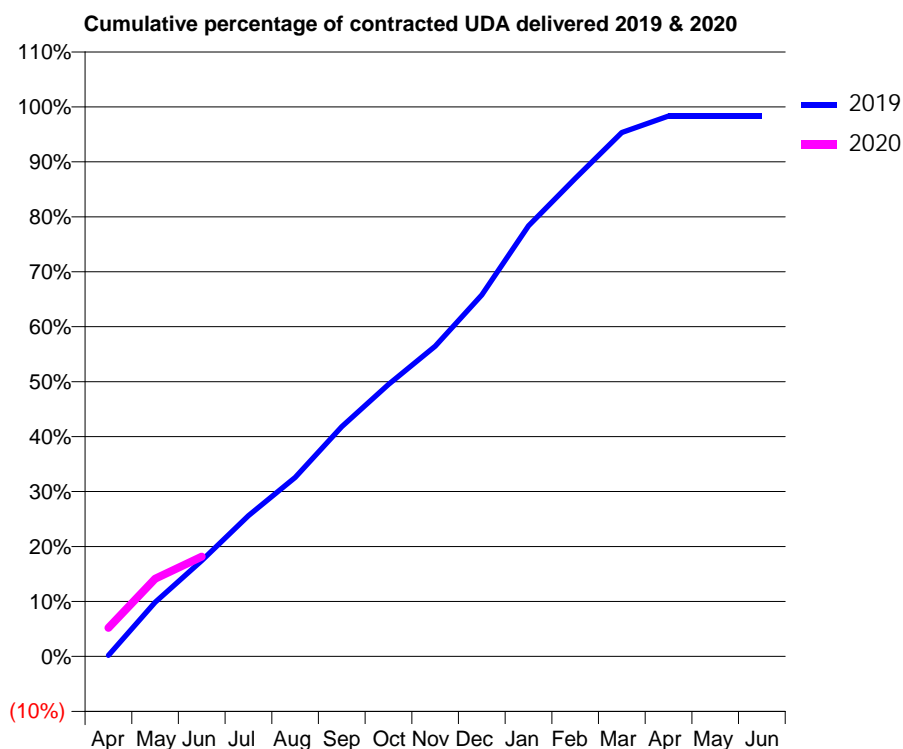
19/20 Contracted general activity (UDA)	14,000
Carry forward general activity (UDA)	0
19/20 Contracted orthodontic activity (UOA)	0
Carry forward orthodontic activity (UOA)	0
Baseline contract value	£366,051.07

ACCESS*

Patients seen in 24 months	Total	Change since previous quarter
Quarter ending June 2018	4,001	
Quarter ending September 2018	4,007	→
Quarter ending December 2018	4,078	→
Quarter ending March 2019	4,104	→
Quarter ending June 2019	4,074	→
Variance since June 2018	1.8%	→



ACTIVITY



Month	Adjusted Scheduled Activity (UDA)	
	2019	2020
April	25	730
May	1,380	1,978
June	2,441	2,544
July	3,586	
August	4,560	
September	5,853	
October	6,928	
November	7,905	
December	9,209	
January	10,969	
February	12,177	
March	13,346	
April	13,763	
May	13,763	
June	13,763	

QUALITY

	Quantity	Base Number	Contract	AT	Region	England
% of FP17s for the same patient ID Re-attending within 3 months - Children	17	275	6.2%	9.2%	10.6%	11.4%
% of FP17s for the same patient ID Re-attending within 3 months - Adults	163	1,061	15.4%	13.8%	15.2%	15.4%
% of FP17s for the same patient ID Re-attending between 3 & 9 months - Children	189	275	68.7%	62.6%	62.3%	59.8%
% of FP17s for the same patient ID Re-attending between 3 & 9 months - Adults	711	1,061	67.0%	53.4%	53.3%	52.1%
% of FP17s for Band 1 Urgent Courses	56	1,180	4.7%	10.1%	9.7%	9.2%
% of FP17s Relating to Free Repair or Replacements	13	1,180	1.1%	0.6%	0.6%	0.7%
% of FP17s Relating to Continuations	22	1,180	1.9%	0.9%	0.8%	0.8%
% of Patients satisfied with the dentistry they have received	4	4	N/A	93.2%	93.4%	93.4%
% of Patients satisfied with the time they had to wait for an appointment	4	4	N/A	85.6%	86.8%	87.6%

* This is based on patients treated on this contract for their most recent course of treatment. Figures in italics indicate the base number of FP17s or Patient Questionnaire responses are less than 100. N/A is shown where the base number of responses is less than 10 during the period. % is calculated as Quantity/Base number*100

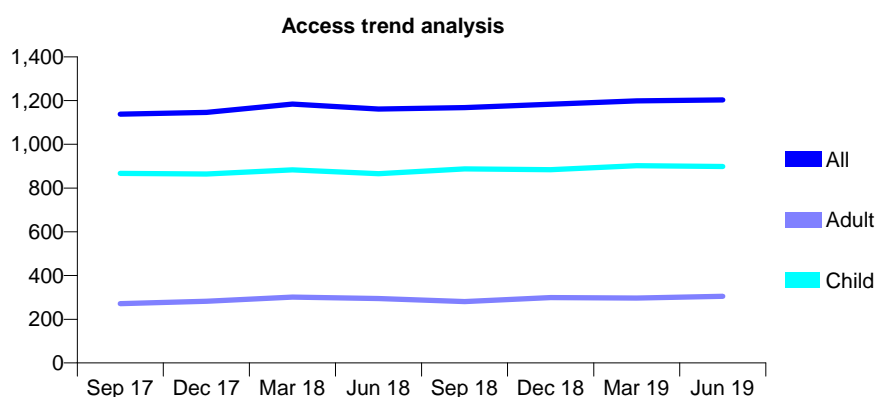
Q70 - Vital Signs At a Glance Contract Report for 324094/0001 - June 2019

Name or company name	MISS SJ WESTHEAD
Contract type name	GDS Contract
Purpose of contract	General
Contract start date	01/04/2006
Contract end date	

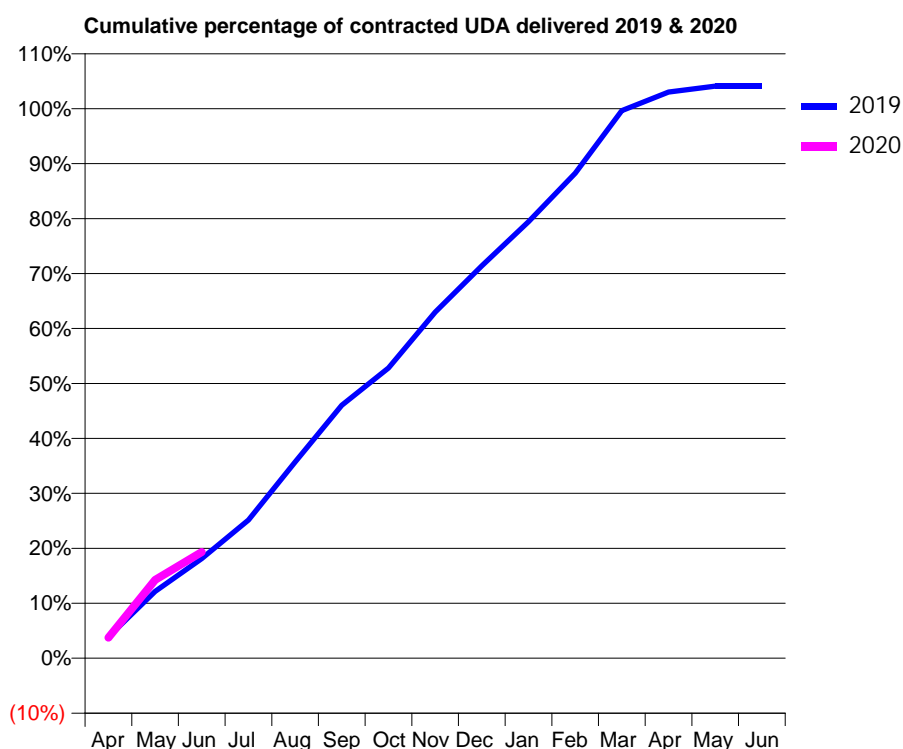
19/20 Contracted general activity (UDA)	2,935
Carry forward general activity (UDA)	0
19/20 Contracted orthodontic activity (UOA)	0
Carry forward orthodontic activity (UOA)	0
Baseline contract value	£73,563.18

ACCESS*

Patients seen in 24 months	Total	Change since previous quarter
Quarter ending June 2018	1,161	
Quarter ending September 2018	1,168	→
Quarter ending December 2018	1,183	→
Quarter ending March 2019	1,199	→
Quarter ending June 2019	1,203	→
Variance since June 2018	3.6%	↑



ACTIVITY



Month	2019	2020
April	114	110
May	357	419
June	532	567
July	738	
August	1,049	
September	1,351	
October	1,550	
November	1,849	
December	2,095	
January	2,331	
February	2,590	
March	2,925	
April	3,024	
May	3,055	
June	3,055	

QUALITY

	Quantity	Base Number	Contract	AT	Region	England
% of FP17s for the same patient ID Re-attending within 3 months - Children	48	383	12.5%	9.2%	10.6%	11.4%
% of FP17s for the same patient ID Re-attending within 3 months - Adults	17	70	24.3%	13.8%	15.2%	15.4%
% of FP17s for the same patient ID Re-attending between 3 & 9 months - Children	270	383	70.5%	62.6%	62.3%	59.8%
% of FP17s for the same patient ID Re-attending between 3 & 9 months - Adults	37	70	52.9%	53.4%	53.3%	52.1%
% of FP17s for Band 1 Urgent Courses	12	377	3.2%	10.1%	9.7%	9.2%
% of FP17s Relating to Free Repair or Replacements	0	377	0.0%	0.6%	0.6%	0.7%
% of FP17s Relating to Continuations	0	377	0.0%	0.9%	0.8%	0.8%
% of Patients satisfied with the dentistry they have received	0	0	N/A	93.2%	93.4%	93.4%
% of Patients satisfied with the time they had to wait for an appointment	0	0	N/A	85.6%	86.8%	87.6%

* This is based on patients treated on this contract for their most recent course of treatment.

Figures in italics indicate the base number of FP17s or Patient Questionnaire responses are less than 100. N/A is shown where the base number of responses is less than 10 during the period. % is calculated as Quantity/Base number*100

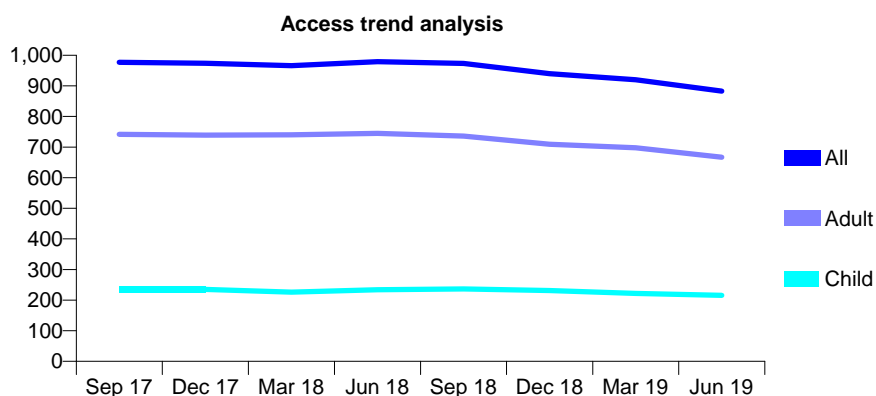
Q70 - Vital Signs At a Glance Contract Report for 325503/0001 - June 2019

Name or company name	MISS SM SHAWKAT
Contract type name	GDS Contract
Purpose of contract	General
Contract start date	01/04/2006
Contract end date	

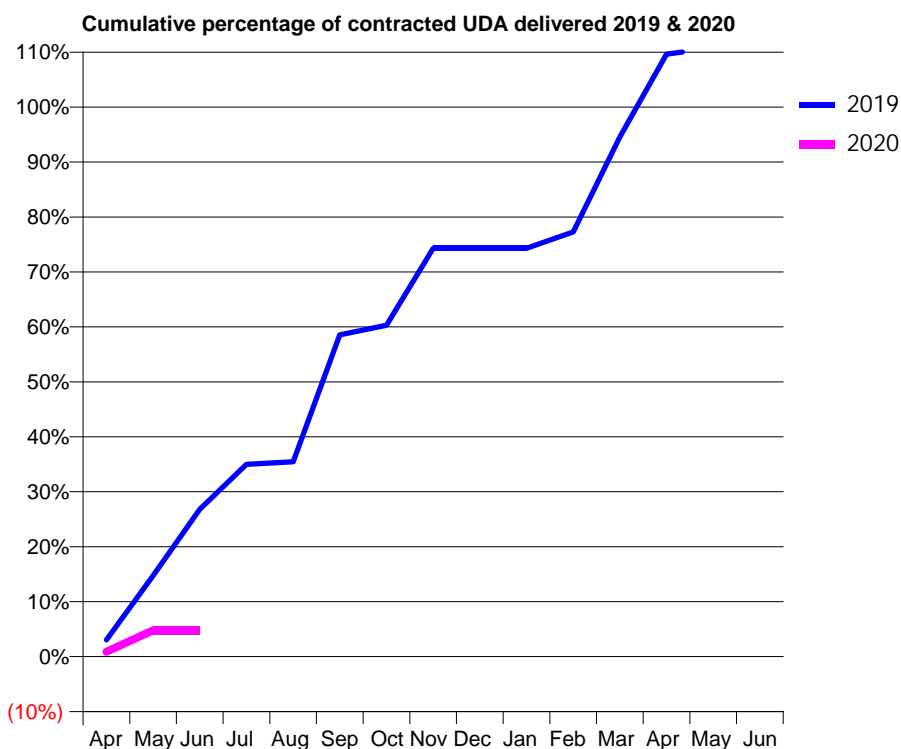
19/20 Contracted general activity (UDA)	1,478
Carry forward general activity (UDA)	0
19/20 Contracted orthodontic activity (UOA)	0
Carry forward orthodontic activity (UOA)	0
Baseline contract value	£36,805.36

ACCESS*

Patients seen in 24 months	Total	Change since previous quarter
Quarter ending June 2018	979	
Quarter ending September 2018	973	→
Quarter ending December 2018	940	↓
Quarter ending March 2019	920	↓
Quarter ending June 2019	883	↓
Variance since June 2018	(9.8%)	↓



ACTIVITY



Month	Adjusted Scheduled Activity (UDA)	
	2019	2020
April	45	13
May	218	71
June	396	71
July	517	
August	524	
September	865	
October	891	
November	1,098	
December	1,098	
January	1,098	
February	1,142	
March	1,397	
April	1,620	
May	1,637	
June	1,639	

QUALITY

	Quantity	Base Number	Contract	AT	Region	England
% of FP17s for the same patient ID Re-attending within 3 months - Children	0	29	0.0%	9.2%	10.6%	11.4%
% of FP17s for the same patient ID Re-attending within 3 months - Adults	8	102	7.8%	13.8%	15.2%	15.4%
% of FP17s for the same patient ID Re-attending between 3 & 9 months - Children	11	29	37.9%	62.6%	62.3%	59.8%
% of FP17s for the same patient ID Re-attending between 3 & 9 months - Adults	26	102	25.5%	53.4%	53.3%	52.1%
% of FP17s for Band 1 Urgent Courses	0	18	0.0%	10.1%	9.7%	9.2%
% of FP17s Relating to Free Repair or Replacements	0	18	0.0%	0.6%	0.6%	0.7%
% of FP17s Relating to Continuations	0	18	0.0%	0.9%	0.8%	0.8%
% of Patients satisfied with the dentistry they have received	0	0	N/A	93.2%	93.4%	93.4%
% of Patients satisfied with the time they had to wait for an appointment	0	0	N/A	85.6%	86.8%	87.6%

* This is based on patients treated on this contract for their most recent course of treatment. Figures in italics indicate the base number of FP17s or Patient Questionnaire responses are less than 100. N/A is shown where the base number of responses is less than 10 during the period. % is calculated as Quantity/Base number*100

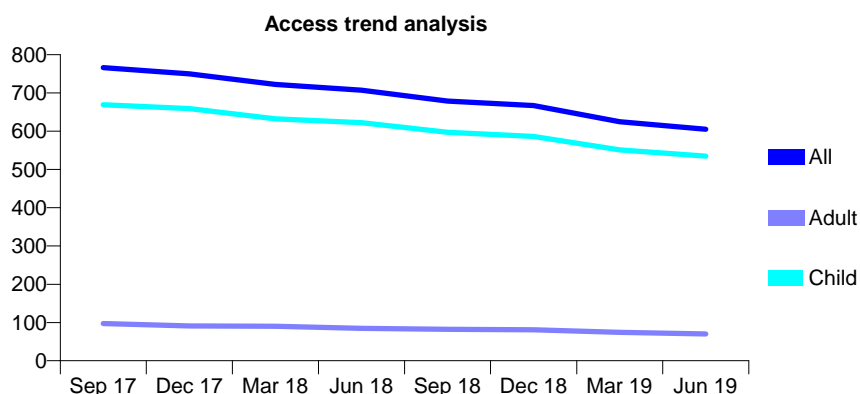
Q70 - Vital Signs At a Glance Contract Report for 326518/0001 - June 2019

Name or company name	MR KR BROWN
Contract type name	GDS Contract
Purpose of contract	General
Contract start date	01/04/2006
Contract end date	

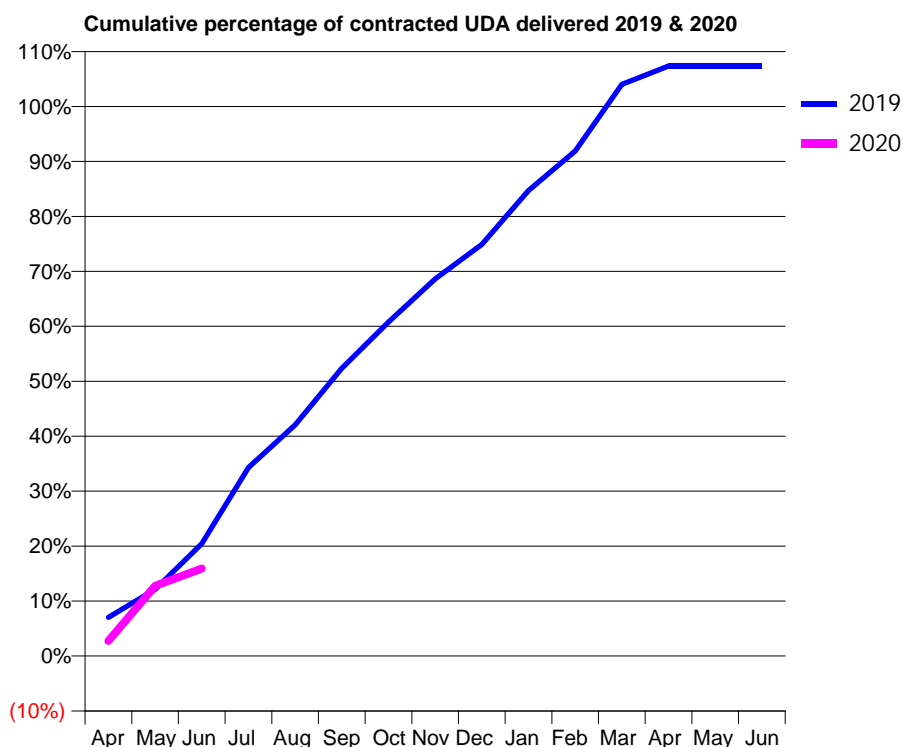
19/20 Contracted general activity (UDA)	1,150
Carry forward general activity (UDA)	0
19/20 Contracted orthodontic activity (UOA)	0
Carry forward orthodontic activity (UOA)	0
Baseline contract value	£28,724.07

ACCESS*

Patients seen in 24 months	Total	Change since previous quarter
Quarter ending June 2018	707	
Quarter ending September 2018	679	↓
Quarter ending December 2018	667	↓
Quarter ending March 2019	625	↓
Quarter ending June 2019	605	↓
Variance since June 2018	(14.4%)	↓



ACTIVITY



Month	Adjusted Scheduled Activity (UDA)	
	2019	2020
April	81	32
May	140	147
June	235	183
July	395	
August	484	
September	602	
October	699	
November	789	
December	861	
January	974	
February	1,057	
March	1,196	
April	1,235	
May	1,235	
June	1,235	

QUALITY

	Quantity	Base Number	Contract	AT	Region	England
% of FP17s for the same patient ID Re-attending within 3 months - Children	7	180	3.9%	9.2%	10.6%	11.4%
% of FP17s for the same patient ID Re-attending within 3 months - Adults	0	4	0.0%	13.8%	15.2%	15.4%
% of FP17s for the same patient ID Re-attending between 3 & 9 months - Children	144	180	80.0%	62.6%	62.3%	59.8%
% of FP17s for the same patient ID Re-attending between 3 & 9 months - Adults	3	4	75.0%	53.4%	53.3%	52.1%
% of FP17s for Band 1 Urgent Courses	5	152	3.3%	10.1%	9.7%	9.2%
% of FP17s Relating to Free Repair or Replacements	0	152	0.0%	0.6%	0.6%	0.7%
% of FP17s Relating to Continuations	0	152	0.0%	0.9%	0.8%	0.8%
% of Patients satisfied with the dentistry they have received	0	0	N/A	93.2%	93.4%	93.4%
% of Patients satisfied with the time they had to wait for an appointment	0	0	N/A	85.6%	86.8%	87.6%

* This is based on patients treated on this contract for their most recent course of treatment. Figures in italics indicate the base number of FP17s or Patient Questionnaire responses are less than 100. N/A is shown where the base number of responses is less than 10 during the period. % is calculated as Quantity/Base number*100

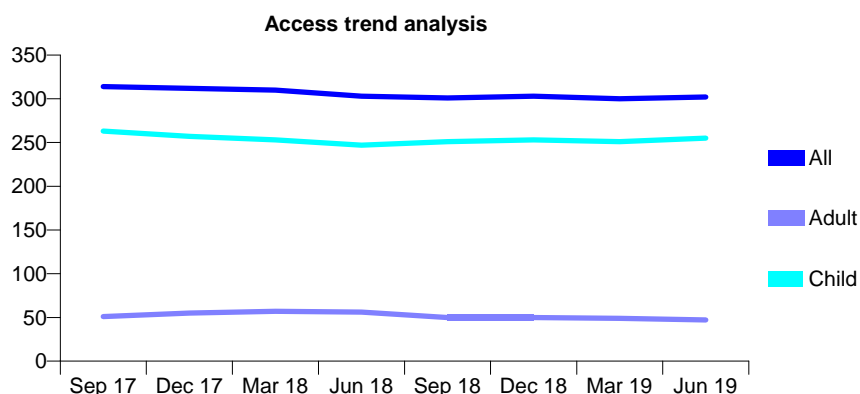
Q70 - Vital Signs At a Glance Contract Report for 328960/0001 - June 2019

Name or company name	MR SC BELFORD
Contract type name	GDS Contract
Purpose of contract	General and Orthodontic
Contract start date	01/04/2006
Contract end date	

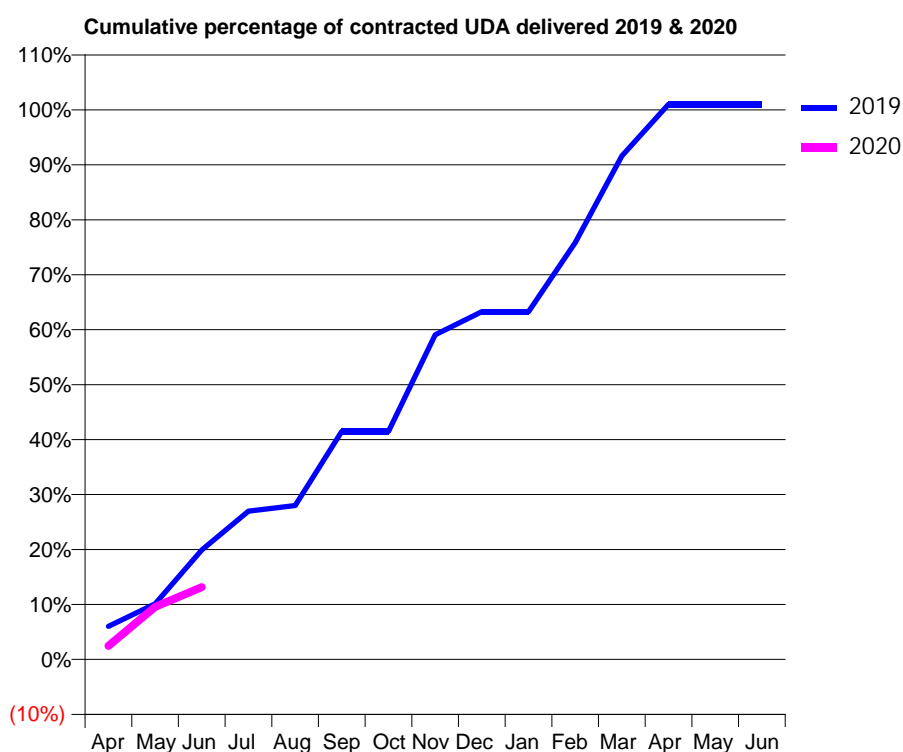
19/20 Contracted general activity (UDA)	750
Carry forward general activity (UDA)	0
19/20 Contracted orthodontic activity (UOA)	0
Carry forward orthodontic activity (UOA)	0
Baseline contract value	£17,850.68

ACCESS*

Patients seen in 24 months	Total	Change since previous quarter
Quarter ending June 2018	303	
Quarter ending September 2018	301	→
Quarter ending December 2018	303	→
Quarter ending March 2019	300	→
Quarter ending June 2019	302	→
Variance since June 2018	(0.3%)	→



ACTIVITY



Month	Adjusted Scheduled Activity (UDA)	
	2019	2020
April	30	18
May	51	72
June	100	99
July	135	
August	140	
September	207	
October	207	
November	295	
December	316	
January	316	
February	379	
March	458	
April	505	
May	505	
June	505	

QUALITY

	Quantity	Base Number	Contract	AT	Region	England
% of FP17s for the same patient ID Re-attending within 3 months - Children	7	104	6.7%	9.2%	10.6%	11.4%
% of FP17s for the same patient ID Re-attending within 3 months - Adults	0	8	0.0%	13.8%	15.2%	15.4%
% of FP17s for the same patient ID Re-attending between 3 & 9 months - Children	57	104	54.8%	62.6%	62.3%	59.8%
% of FP17s for the same patient ID Re-attending between 3 & 9 months - Adults	6	8	75.0%	53.4%	53.3%	52.1%
% of FP17s for Band 1 Urgent Courses	4	72	5.6%	10.1%	9.7%	9.2%
% of FP17s Relating to Free Repair or Replacements	0	72	0.0%	0.6%	0.6%	0.7%
% of FP17s Relating to Continuations	0	72	0.0%	0.9%	0.8%	0.8%
% of Patients satisfied with the dentistry they have received	0	0	N/A	93.2%	93.4%	93.4%
% of Patients satisfied with the time they had to wait for an appointment	0	0	N/A	85.6%	86.8%	87.6%

* This is based on patients treated on this contract for their most recent course of treatment. Figures in italics indicate the base number of FP17s or Patient Questionnaire responses are less than 100. N/A is shown where the base number of responses is less than 10 during the period. % is calculated as Quantity/Base number*100

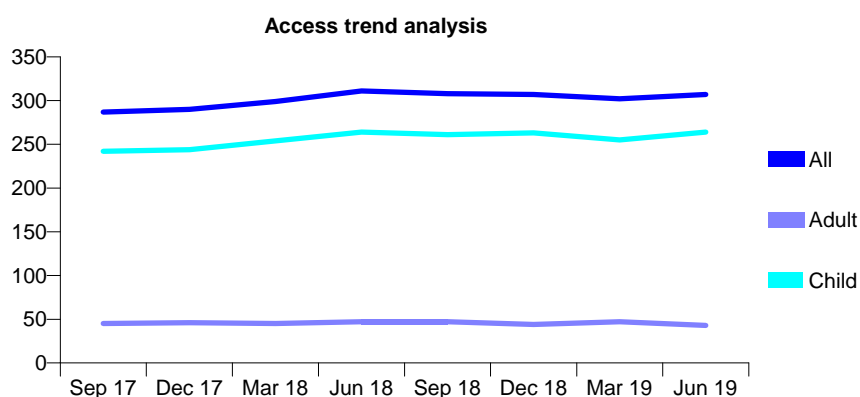
Q70 - Vital Signs At a Glance Contract Report for 331120/0001 - June 2019

Name or company name	MR GM WHITTINGHAM
Contract type name	GDS Contract
Purpose of contract	General
Contract start date	01/04/2006
Contract end date	

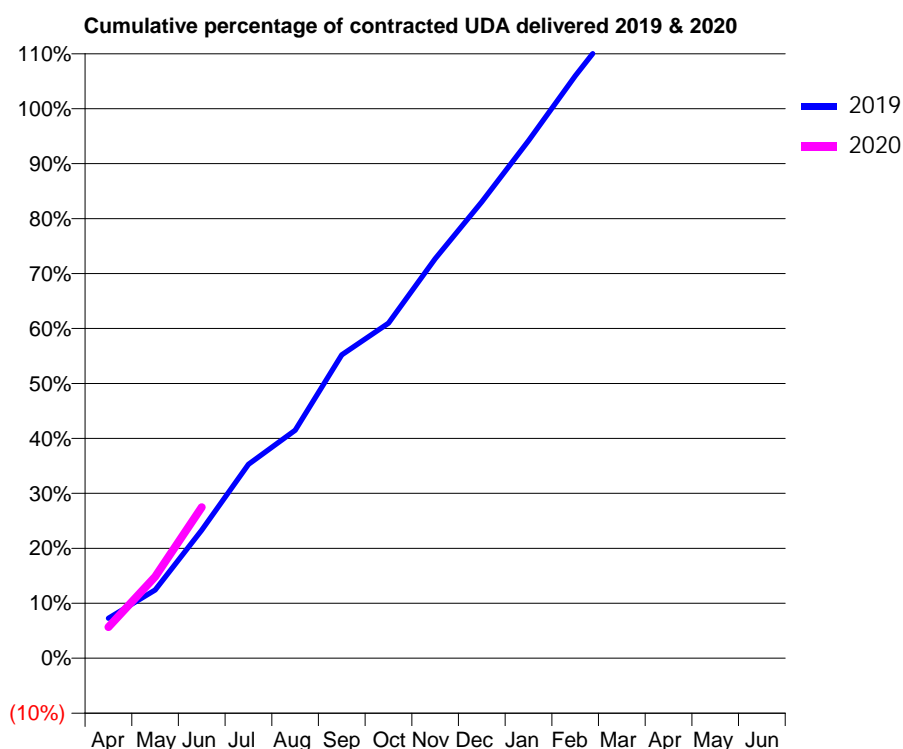
19/20 Contracted general activity (UDA)	470
Carry forward general activity (UDA)	0
19/20 Contracted orthodontic activity (UOA)	0
Carry forward orthodontic activity (UOA)	0
Baseline contract value	£11,031.64

ACCESS*

Patients seen in 24 months	Total	Change since previous quarter
Quarter ending June 2018	311	
Quarter ending September 2018	308	→
Quarter ending December 2018	307	→
Quarter ending March 2019	302	↓
Quarter ending June 2019	307	→
Variance since June 2018	(1.3%)	↓



ACTIVITY



Month	2019	2020
April	34	27
May	58	70
June	110	129
July	166	
August	195	
September	259	
October	287	
November	342	
December	390	
January	443	
February	498	
March	549	
April	558	
May	558	
June	558	

QUALITY

	Quantity	Base Number	Contract	AT	Region	England
% of FP17s for the same patient ID Re-attending within 3 months - Children	8	113	7.1%	9.2%	10.6%	11.4%
% of FP17s for the same patient ID Re-attending within 3 months - Adults	1	10	10.0%	13.8%	15.2%	15.4%
% of FP17s for the same patient ID Re-attending between 3 & 9 months - Children	72	113	63.7%	62.6%	62.3%	59.8%
% of FP17s for the same patient ID Re-attending between 3 & 9 months - Adults	7	10	70.0%	53.4%	53.3%	52.1%
% of FP17s for Band 1 Urgent Courses	6	112	5.4%	10.1%	9.7%	9.2%
% of FP17s Relating to Free Repair or Replacements	0	112	0.0%	0.6%	0.6%	0.7%
% of FP17s Relating to Continuations	0	112	0.0%	0.9%	0.8%	0.8%
% of Patients satisfied with the dentistry they have received	0	0	N/A	93.2%	93.4%	93.4%
% of Patients satisfied with the time they had to wait for an appointment	0	0	N/A	85.6%	86.8%	87.6%

* This is based on patients treated on this contract for their most recent course of treatment.

Figures in italics indicate the base number of FP17s or Patient Questionnaire responses are less than 100. N/A is shown where the base number of responses is less than 10 during the period. % is calculated as Quantity/Base number*100

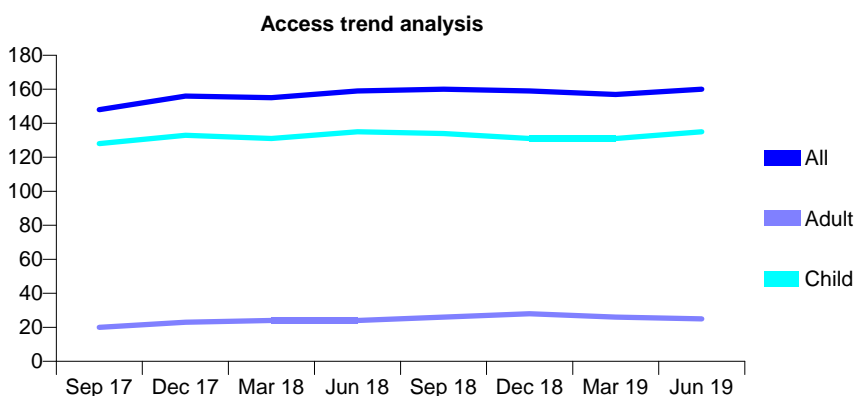
Q70 - Vital Signs At a Glance Contract Report for 338311/0001 - June 2019

Name or company name	MRS SC HALDERTHAY
Contract type name	GDS Contract
Purpose of contract	General
Contract start date	01/04/2006
Contract end date	

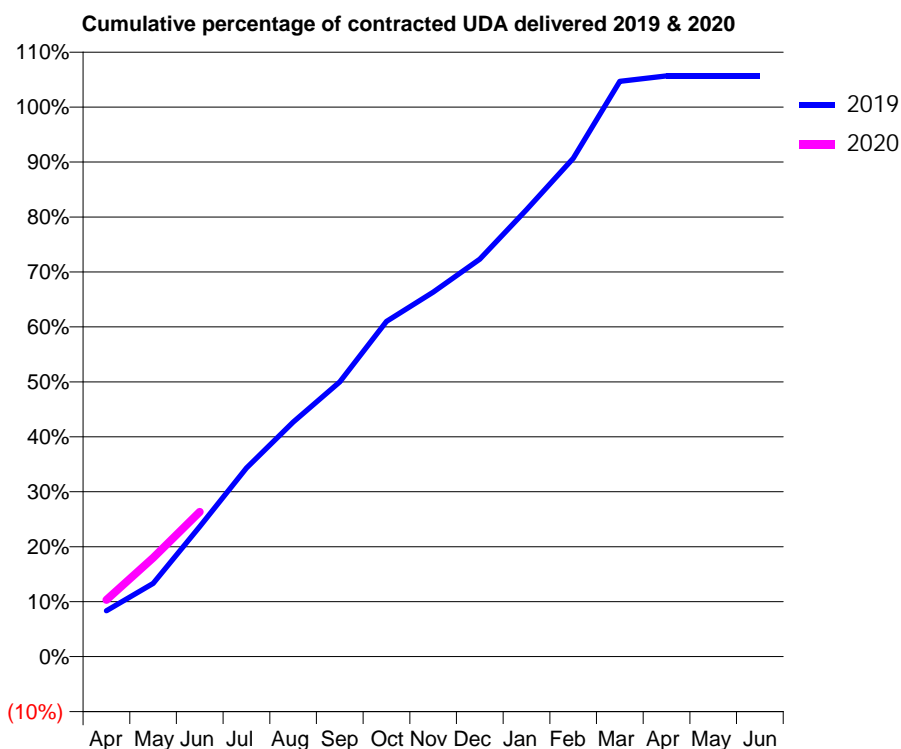
19/20 Contracted general activity (UDA)	300
Carry forward general activity (UDA)	0
19/20 Contracted orthodontic activity (UOA)	0
Carry forward orthodontic activity (UOA)	0
Baseline contract value	£6,994.02

ACCESS*

Patients seen in 24 months	Total	Change since previous quarter
Quarter ending June 2018	159	
Quarter ending September 2018	160	→
Quarter ending December 2018	159	→
Quarter ending March 2019	157	↓
Quarter ending June 2019	160	→
Variance since June 2018	0.6%	→



ACTIVITY



Month	Adjusted Scheduled Activity (UDA)	
	2019	2020
April	25	31
May	40	54
June	71	79
July	103	
August	128	
September	150	
October	183	
November	199	
December	217	
January	244	
February	272	
March	314	
April	317	
May	317	
June	317	

QUALITY

	Quantity	Base Number	Contract	AT	Region	England
% of FP17s for the same patient ID Re-attending within 3 months - Children	3	54	5.6%	9.2%	10.6%	11.4%
% of FP17s for the same patient ID Re-attending within 3 months - Adults	0	4	0.0%	13.8%	15.2%	15.4%
% of FP17s for the same patient ID Re-attending between 3 & 9 months - Children	30	54	55.6%	62.6%	62.3%	59.8%
% of FP17s for the same patient ID Re-attending between 3 & 9 months - Adults	2	4	50.0%	53.4%	53.3%	52.1%
% of FP17s for Band 1 Urgent Courses	0	57	0.0%	10.1%	9.7%	9.2%
% of FP17s Relating to Free Repair or Replacements	0	57	0.0%	0.6%	0.6%	0.7%
% of FP17s Relating to Continuations	1	57	1.8%	0.9%	0.8%	0.8%
% of Patients satisfied with the dentistry they have received	0	0	N/A	93.2%	93.4%	93.4%
% of Patients satisfied with the time they had to wait for an appointment	0	0	N/A	85.6%	86.8%	87.6%

* This is based on patients treated on this contract for their most recent course of treatment. Figures in italics indicate the base number of FP17s or Patient Questionnaire responses are less than 100. N/A is shown where the base number of responses is less than 10 during the period. % is calculated as Quantity/Base number*100

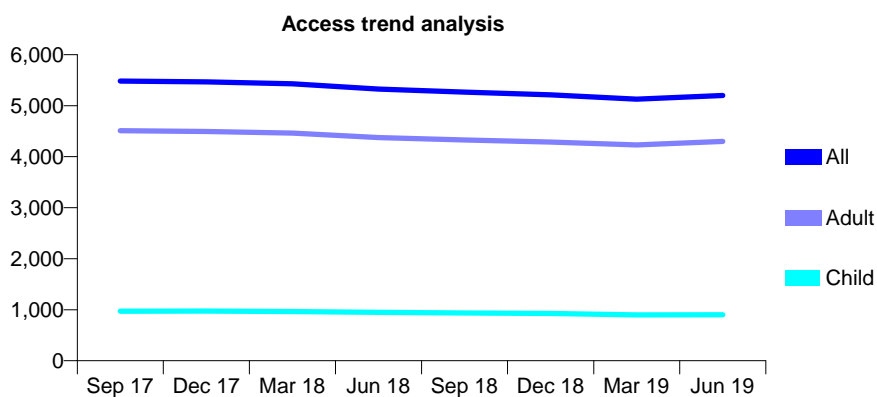
Q70 - Vital Signs At a Glance Contract Report for 338974/0001 - June 2019

Name or company name	MRS M HOOKINGS
Contract type name	GDS Contract
Purpose of contract	General
Contract start date	01/04/2006
Contract end date	

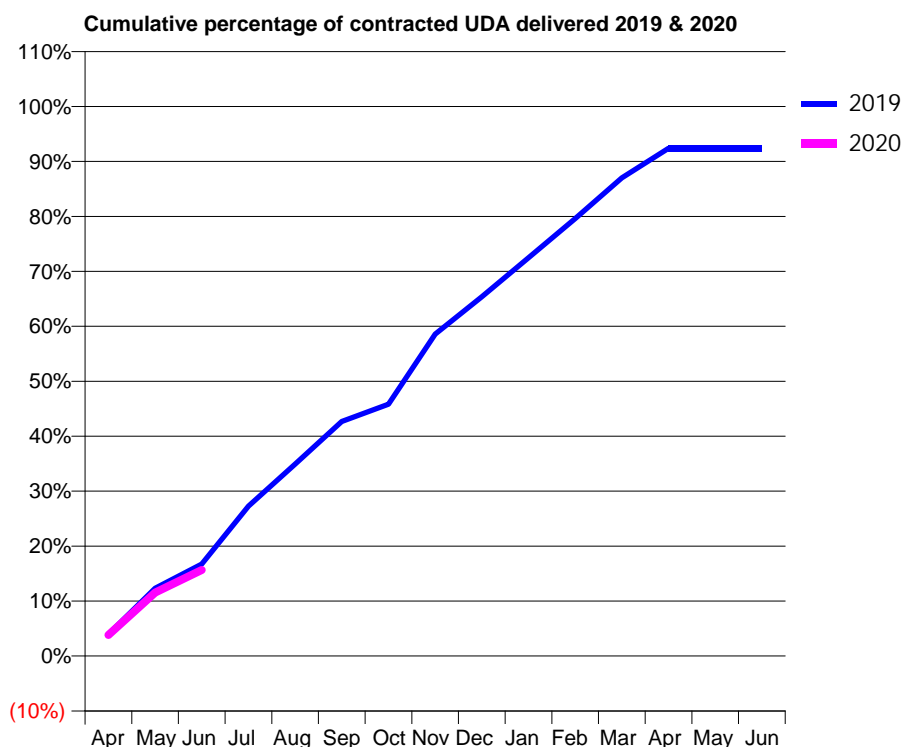
19/20 Contracted general activity (UDA)	17,000
Carry forward general activity (UDA)	0
19/20 Contracted orthodontic activity (UOA)	0
Carry forward orthodontic activity (UOA)	0
Baseline contract value	£504,995.15

ACCESS*

Patients seen in 24 months	Total	Change since previous quarter
Quarter ending June 2018	5,323	
Quarter ending September 2018	5,267	↓
Quarter ending December 2018	5,212	↓
Quarter ending March 2019	5,128	↓
Quarter ending June 2019	5,201	→
Variance since June 2018	(2.3%)	↓



ACTIVITY



Month	Adjusted Scheduled Activity (UDA)	
	2019	2020
April	674	651
May	2,097	1,960
June	2,846	2,661
July	4,638	
August	5,939	
September	7,254	
October	7,789	
November	9,957	
December	11,111	
January	12,322	
February	13,535	
March	14,791	
April	15,706	
May	15,707	
June	15,706	

QUALITY

	Quantity	Base Number	Contract	AT	Region	England
% of FP17s for the same patient ID Re-attending within 3 months - Children	18	367	4.9%	9.2%	10.6%	11.4%
% of FP17s for the same patient ID Re-attending within 3 months - Adults	223	1,422	15.7%	13.8%	15.2%	15.4%
% of FP17s for the same patient ID Re-attending between 3 & 9 months - Children	252	367	68.7%	62.6%	62.3%	59.8%
% of FP17s for the same patient ID Re-attending between 3 & 9 months - Adults	737	1,422	51.8%	53.4%	53.3%	52.1%
% of FP17s for Band 1 Urgent Courses	136	1,381	9.8%	10.1%	9.7%	9.2%
% of FP17s Relating to Free Repair or Replacements	34	1,381	2.5%	0.6%	0.6%	0.7%
% of FP17s Relating to Continuations	4	1,381	0.3%	0.9%	0.8%	0.8%
% of Patients satisfied with the dentistry they have received	5	5	N/A	93.2%	93.4%	93.4%
% of Patients satisfied with the time they had to wait for an appointment	5	5	N/A	85.6%	86.8%	87.6%

* This is based on patients treated on this contract for their most recent course of treatment. Figures in italics indicate the base number of FP17s or Patient Questionnaire responses are less than 100. N/A is shown where the base number of responses is less than 10 during the period. % is calculated as Quantity/Base number*100

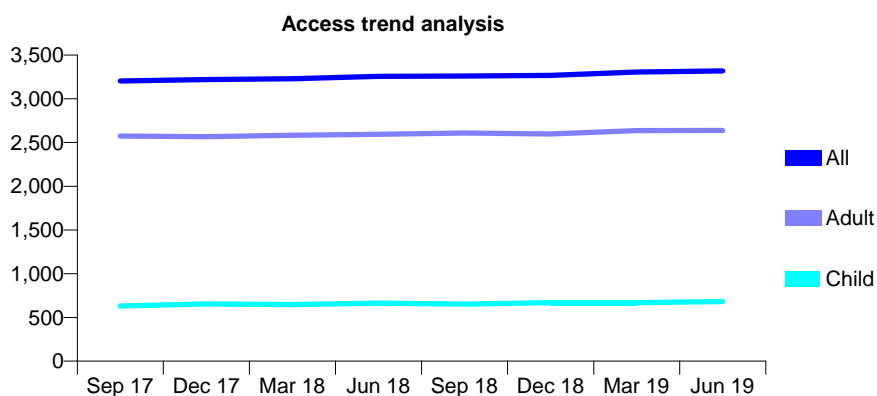
Q70 - Vital Signs At a Glance Contract Report for 339229/0001 - June 2019

Name or company name	MR BS KALSI
Contract type name	GDS Contract
Purpose of contract	General
Contract start date	29/07/2006
Contract end date	

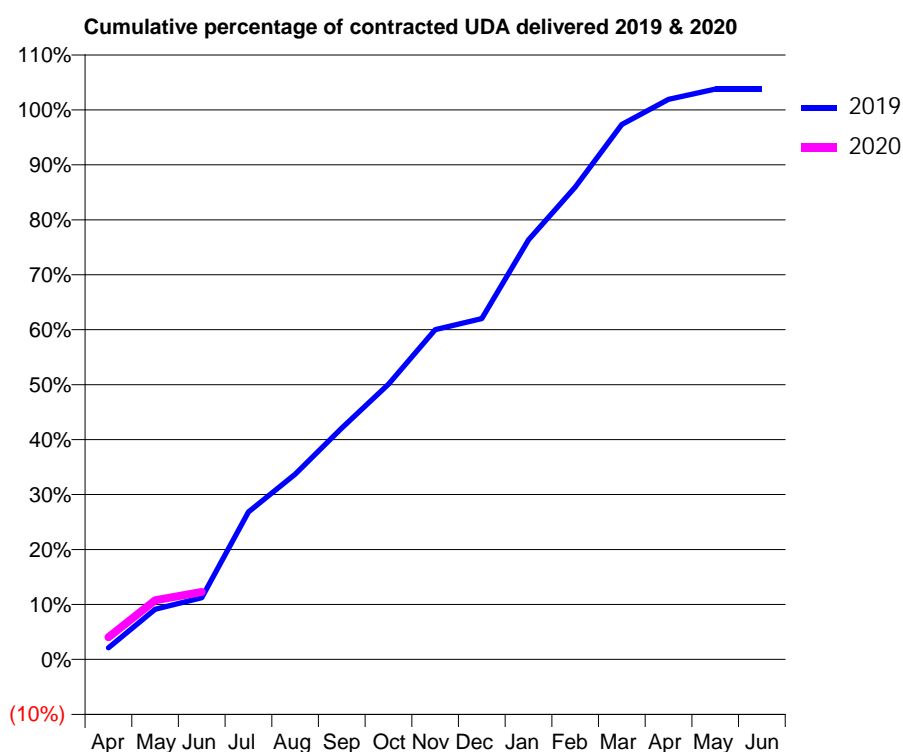
19/20 Contracted general activity (UDA)	8,881
Carry forward general activity (UDA)	0
19/20 Contracted orthodontic activity (UOA)	0
Carry forward orthodontic activity (UOA)	0
Baseline contract value	£221,327.84

ACCESS*

Patients seen in 24 months	Total	Change since previous quarter
Quarter ending June 2018	3,256	
Quarter ending September 2018	3,260	→
Quarter ending December 2018	3,267	→
Quarter ending March 2019	3,305	→
Quarter ending June 2019	3,319	→
Variance since June 2018	1.9%	→



ACTIVITY



Month	2019	2020
April	189	360
May	811	956
June	996	1,092
July	2,384	
August	2,995	
September	3,738	
October	4,448	
November	5,330	
December	5,508	
January	6,781	
February	7,633	
March	8,646	
April	9,052	
May	9,216	
June	9,216	

QUALITY

	Quantity	Base Number	Contract	AT	Region	England
% of FP17s for the same patient ID Re-attending within 3 months - Children	9	183	4.9%	9.2%	10.6%	11.4%
% of FP17s for the same patient ID Re-attending within 3 months - Adults	96	715	13.4%	13.8%	15.2%	15.4%
% of FP17s for the same patient ID Re-attending between 3 & 9 months - Children	120	183	65.6%	62.6%	62.3%	59.8%
% of FP17s for the same patient ID Re-attending between 3 & 9 months - Adults	442	715	61.8%	53.4%	53.3%	52.1%
% of FP17s for Band 1 Urgent Courses	49	562	8.7%	10.1%	9.7%	9.2%
% of FP17s Relating to Free Repair or Replacements	4	562	0.7%	0.6%	0.6%	0.7%
% of FP17s Relating to Continuations	2	562	0.4%	0.9%	0.8%	0.8%
% of Patients satisfied with the dentistry they have received	1	1	N/A	93.2%	93.4%	93.4%
% of Patients satisfied with the time they had to wait for an appointment	1	1	N/A	85.6%	86.8%	87.6%

* This is based on patients treated on this contract for their most recent course of treatment. Figures in italics indicate the base number of FP17s or Patient Questionnaire responses are less than 100. N/A is shown where the base number of responses is less than 10 during the period. % is calculated as Quantity/Base number*100

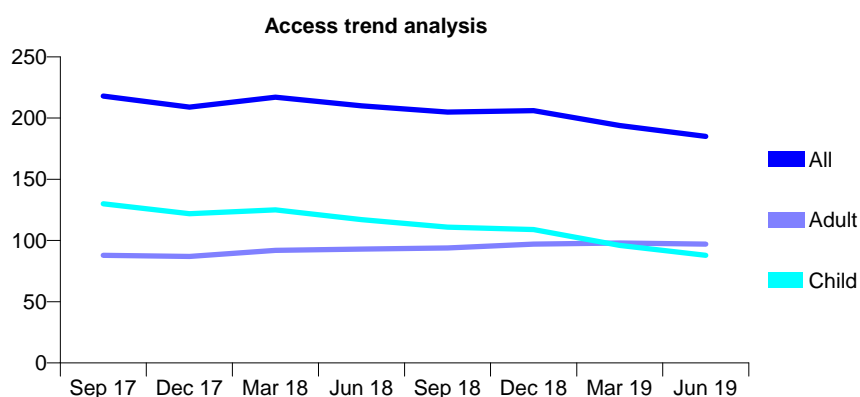
Q70 - Vital Signs At a Glance Contract Report for 341789/0001 - June 2019

Name or company name	MR RH FARRANT
Contract type name	GDS Contract
Purpose of contract	General
Contract start date	01/04/2006
Contract end date	30/06/2019

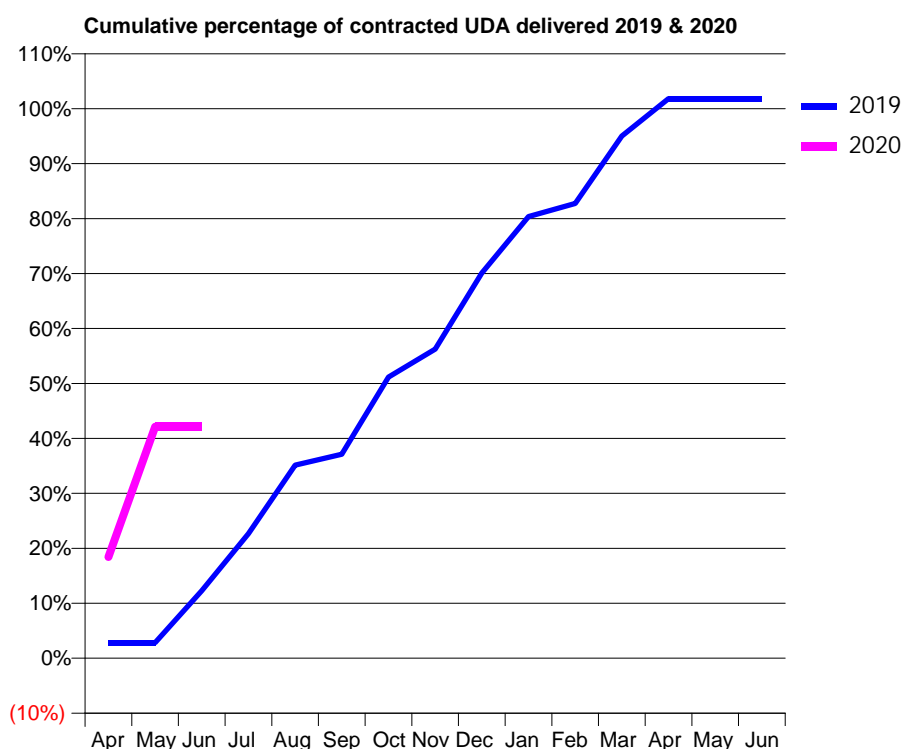
19/20 Contracted general activity (UDA)	114
Carry forward general activity (UDA)	0
19/20 Contracted orthodontic activity (UOA)	0
Carry forward orthodontic activity (UOA)	0
Baseline contract value	£2,494.94

ACCESS*

Patients seen in 24 months	Total	Change since previous quarter
Quarter ending June 2018	210	
Quarter ending September 2018	205	↓
Quarter ending December 2018	206	→
Quarter ending March 2019	194	↓
Quarter ending June 2019	185	↓
Variance since June 2018	(11.9%)	↓



ACTIVITY



Month	2019	2020
April	13	21
May	13	48
June	56	48
July	104	
August	161	
September	170	
October	234	
November	257	
December	320	
January	367	
February	378	
March	434	
April	465	
May	465	
June	465	

QUALITY

	Quantity	Base Number	Contract	AT	Region	England
% of FP17s for the same patient ID Re-attending within 3 months - Children	0	26	0.0%	9.2%	10.6%	11.4%
% of FP17s for the same patient ID Re-attending within 3 months - Adults	4	30	13.3%	13.8%	15.2%	15.4%
% of FP17s for the same patient ID Re-attending between 3 & 9 months - Children	17	26	65.4%	62.6%	62.3%	59.8%
% of FP17s for the same patient ID Re-attending between 3 & 9 months - Adults	21	30	70.0%	53.4%	53.3%	52.1%
% of FP17s for Band 1 Urgent Courses	0	34	0.0%	10.1%	9.7%	9.2%
% of FP17s Relating to Free Repair or Replacements	0	34	0.0%	0.6%	0.6%	0.7%
% of FP17s Relating to Continuations	0	34	0.0%	0.9%	0.8%	0.8%
% of Patients satisfied with the dentistry they have received	0	0	N/A	93.2%	93.4%	93.4%
% of Patients satisfied with the time they had to wait for an appointment	0	0	N/A	85.6%	86.8%	87.6%

* This is based on patients treated on this contract for their most recent course of treatment.

Figures in italics indicate the base number of FP17s or Patient Questionnaire responses are less than 100. N/A is shown where the base number of responses is less than 10 during the period. % is calculated as Quantity/Base number*100

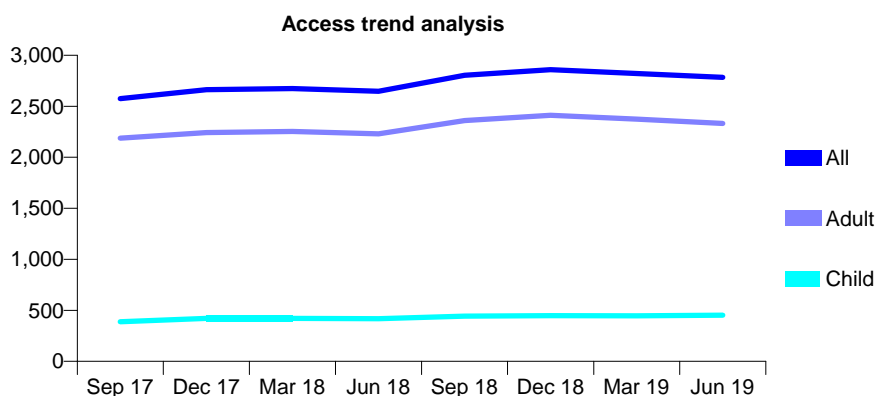
Q70 - Vital Signs At a Glance Contract Report for 342882/0001 - June 2019

Name or company name	Palmerston Dental Practice
Contract type name	GDS Contract
Purpose of contract	General
Contract start date	01/04/2006
Contract end date	

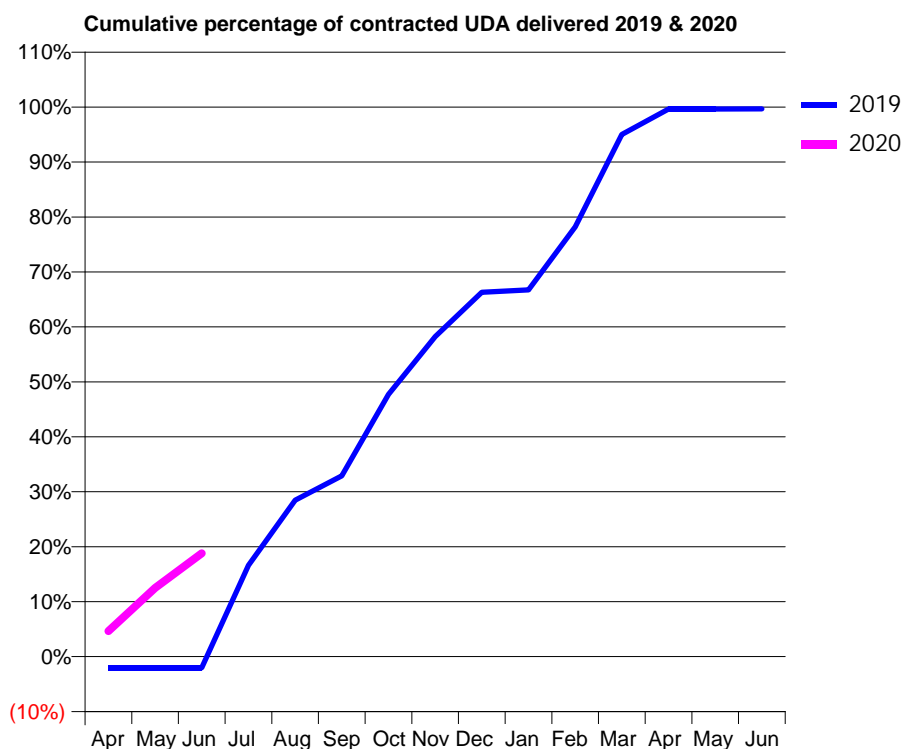
19/20 Contracted general activity (UDA)	8,076
Carry forward general activity (UDA)	0
19/20 Contracted orthodontic activity (UOA)	0
Carry forward orthodontic activity (UOA)	0
Baseline contract value	£242,288.48

ACCESS*

Patients seen in 24 months	Total	Change since previous quarter
Quarter ending June 2018	2,648	
Quarter ending September 2018	2,804	↑
Quarter ending December 2018	2,860	→
Quarter ending March 2019	2,822	↓
Quarter ending June 2019	2,784	↓
Variance since June 2018	5.1%	↑



ACTIVITY



Month	Adjusted Scheduled Activity (UDA)	
	2019	2020
April	-166	376
May	-166	1,010
June	-166	1,518
July	1,341	
August	2,300	
September	2,656	
October	3,854	
November	4,703	
December	5,356	
January	5,388	
February	6,315	
March	7,674	
April	8,047	
May	8,048	
June	8,051	

QUALITY

	Quantity	Base Number	Contract	AT	Region	England
% of FP17s for the same patient ID Re-attending within 3 months - Children	2	146	1.4%	9.2%	10.6%	11.4%
% of FP17s for the same patient ID Re-attending within 3 months - Adults	76	790	9.6%	13.8%	15.2%	15.4%
% of FP17s for the same patient ID Re-attending between 3 & 9 months - Children	96	146	65.8%	62.6%	62.3%	59.8%
% of FP17s for the same patient ID Re-attending between 3 & 9 months - Adults	538	790	68.1%	53.4%	53.3%	52.1%
% of FP17s for Band 1 Urgent Courses	45	785	5.7%	10.1%	9.7%	9.2%
% of FP17s Relating to Free Repair or Replacements	6	785	0.8%	0.6%	0.6%	0.7%
% of FP17s Relating to Continuations	3	785	0.4%	0.9%	0.8%	0.8%
% of Patients satisfied with the dentistry they have received	3	3	N/A	93.2%	93.4%	93.4%
% of Patients satisfied with the time they had to wait for an appointment	3	3	N/A	85.6%	86.8%	87.6%

* This is based on patients treated on this contract for their most recent course of treatment. Figures in italics indicate the base number of FP17s or Patient Questionnaire responses are less than 100. N/A is shown where the base number of responses is less than 10 during the period. % is calculated as Quantity/Base number*100

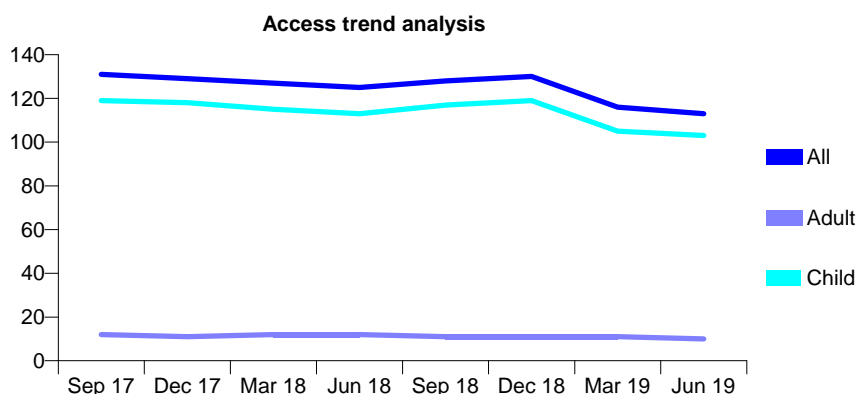
Q70 - Vital Signs At a Glance Contract Report for 346128/0001 - June 2019

Name or company name	MS A BENEKE
Contract type name	GDS Contract
Purpose of contract	General
Contract start date	01/04/2006
Contract end date	

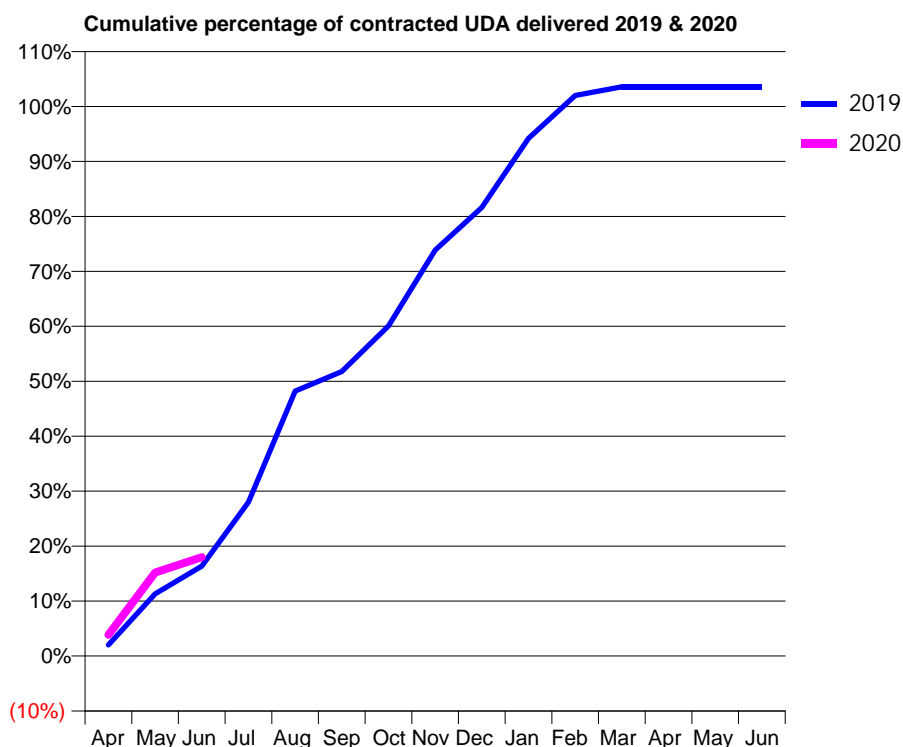
19/20 Contracted general activity (UDA)	258
Carry forward general activity (UDA)	0
19/20 Contracted orthodontic activity (UOA)	0
Carry forward orthodontic activity (UOA)	0
Baseline contract value	£5,369.44

ACCESS*

Patients seen in 24 months	Total	Change since previous quarter
Quarter ending June 2018	125	
Quarter ending September 2018	128	↑
Quarter ending December 2018	130	→
Quarter ending March 2019	116	↓
Quarter ending June 2019	113	↓
Variance since June 2018	(9.6%)	↓



ACTIVITY



Month	Adjusted Scheduled Activity (UDA)	
	2019	2020
April	5	10
May	29	39
June	42	46
July	72	
August	124	
September	134	
October	155	
November	191	
December	211	
January	243	
February	263	
March	267	
April	267	
May	267	
June	267	

QUALITY

	Quantity	Base Number	Contract	AT	Region	England
% of FP17s for the same patient ID Re-attending within 3 months - Children	2	34	5.9%	9.2%	10.6%	11.4%
% of FP17s for the same patient ID Re-attending within 3 months - Adults	0	0	N/A	13.8%	15.2%	15.4%
% of FP17s for the same patient ID Re-attending between 3 & 9 months - Children	23	34	67.6%	62.6%	62.3%	59.8%
% of FP17s for the same patient ID Re-attending between 3 & 9 months - Adults	0	0	N/A	53.4%	53.3%	52.1%
% of FP17s for Band 1 Urgent Courses	2	34	5.9%	10.1%	9.7%	9.2%
% of FP17s Relating to Free Repair or Replacements	0	34	0.0%	0.6%	0.6%	0.7%
% of FP17s Relating to Continuations	0	34	0.0%	0.9%	0.8%	0.8%
% of Patients satisfied with the dentistry they have received	0	0	N/A	93.2%	93.4%	93.4%
% of Patients satisfied with the time they had to wait for an appointment	0	0	N/A	85.6%	86.8%	87.6%

* This is based on patients treated on this contract for their most recent course of treatment. Figures in italics indicate the base number of FP17s or Patient Questionnaire responses are less than 100. N/A is shown where the base number of responses is less than 10 during the period. % is calculated as Quantity/Base number*100

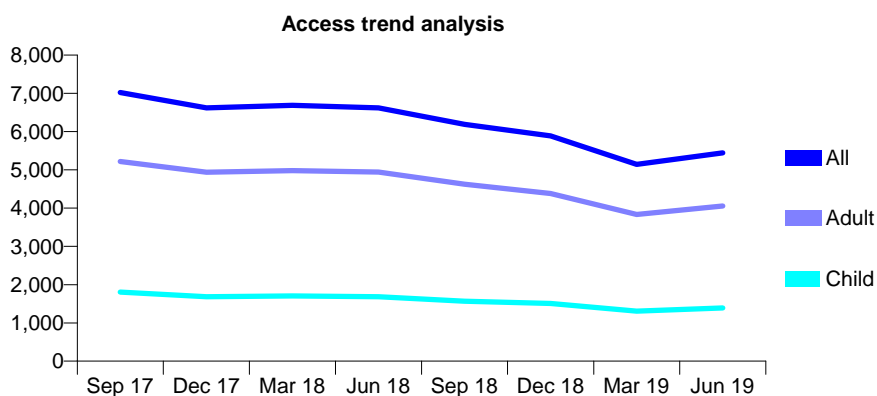
Q70 - Vital Signs At a Glance Contract Report for 352829/0001 - June 2019

Name or company name	MS MD BALACHANDRA
Contract type name	GDS Contract
Purpose of contract	General
Contract start date	28/02/2007
Contract end date	

19/20 Contracted general activity (UDA)	20,937
Carry forward general activity (UDA)	0
19/20 Contracted orthodontic activity (UOA)	0
Carry forward orthodontic activity (UOA)	0
Baseline contract value	£530,777.26

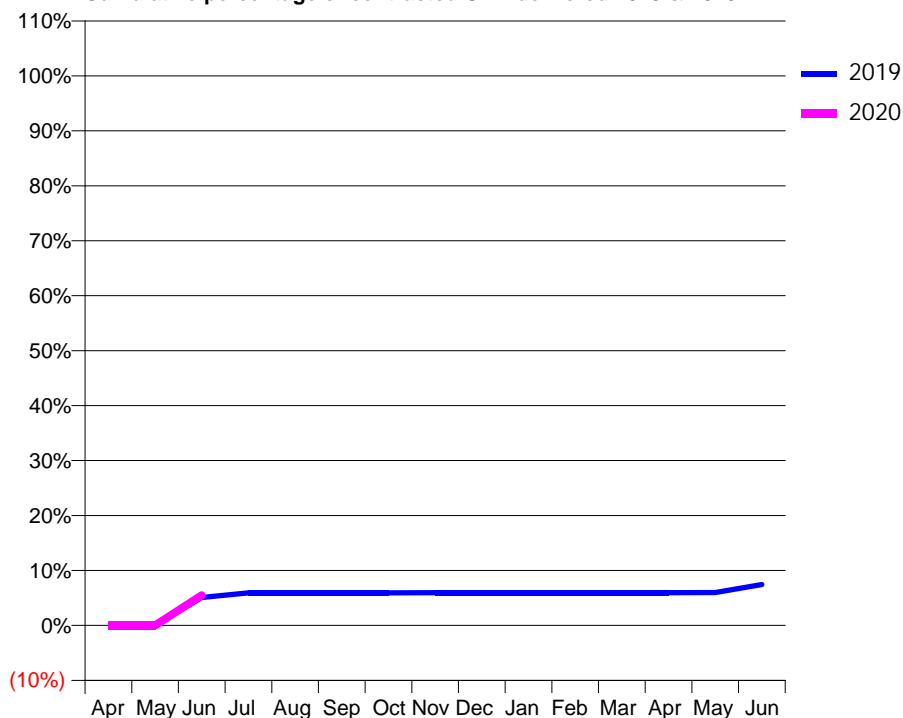
ACCESS*

Patients seen in 24 months	Total	Change since previous quarter
Quarter ending June 2018	6,623	
Quarter ending September 2018	6,189	↓
Quarter ending December 2018	5,890	↓
Quarter ending March 2019	5,142	↓
Quarter ending June 2019	5,443	↑
Variance since June 2018	(17.8%)	↓



ACTIVITY

Cumulative percentage of contracted UDA delivered 2019 & 2020



Month	Adjusted Scheduled Activity (UDA)	
	2019	2020
April	0	0
May	0	0
June	1,062	1,152
July	1,241	
August	1,241	
September	1,241	
October	1,241	
November	1,247	
December	1,247	
January	1,247	
February	1,247	
March	1,249	
April	1,249	
May	1,252	
June	1,558	

QUALITY

	Quantity	Base Number	Contract	AT	Region	England
% of FP17s for the same patient ID Re-attending within 3 months - Children	76	1,396	5.4%	9.2%	10.6%	11.4%
% of FP17s for the same patient ID Re-attending within 3 months - Adults	480	3,945	12.2%	13.8%	15.2%	15.4%
% of FP17s for the same patient ID Re-attending between 3 & 9 months - Children	690	1,396	49.4%	62.6%	62.3%	59.8%
% of FP17s for the same patient ID Re-attending between 3 & 9 months - Adults	1,956	3,945	49.6%	53.4%	53.3%	52.1%
% of FP17s for Band 1 Urgent Courses	87	711	12.2%	10.1%	9.7%	9.2%
% of FP17s Relating to Free Repair or Replacements	3	711	0.4%	0.6%	0.6%	0.7%
% of FP17s Relating to Continuations	8	711	1.1%	0.9%	0.8%	0.8%
% of Patients satisfied with the dentistry they have received	2	3	N/A	93.2%	93.4%	93.4%
% of Patients satisfied with the time they had to wait for an appointment	1	3	N/A	85.6%	86.8%	87.6%

* This is based on patients treated on this contract for their most recent course of treatment.

Figures in italics indicate the base number of FP17s or Patient Questionnaire responses are less than 100. N/A is shown where the base number of responses is less than 10 during the period. % is calculated as Quantity/Base number*100

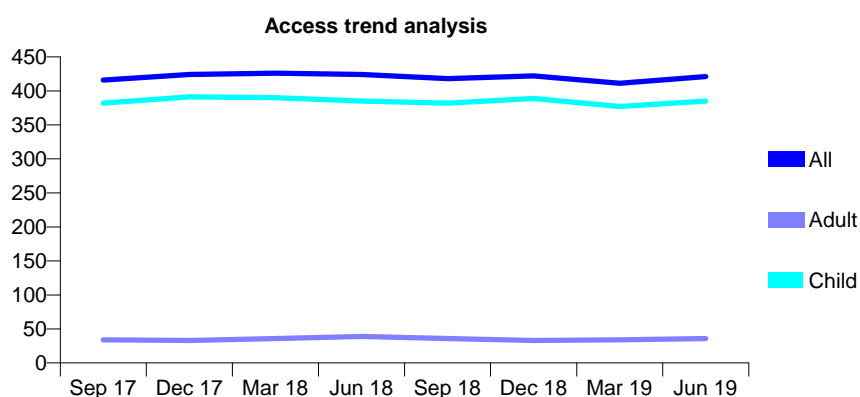
Q70 - Vital Signs At a Glance Contract Report for 353280/0001 - June 2019

Name or company name	The Cowplain Dental Partnership
Contract type name	GDS Contract
Purpose of contract	General
Contract start date	01/04/2006
Contract end date	

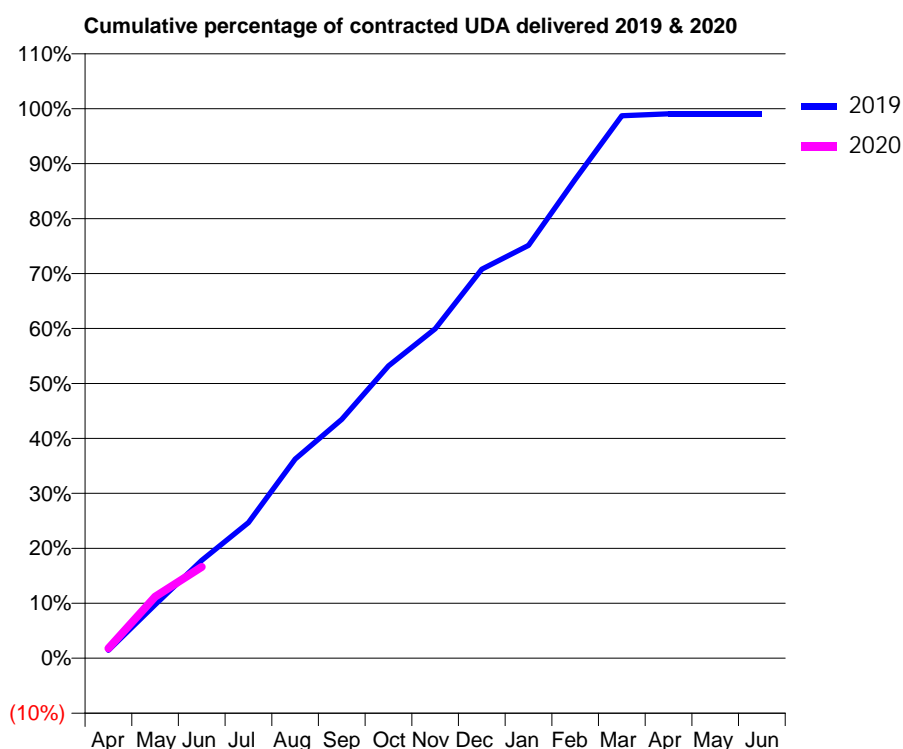
19/20 Contracted general activity (UDA)	831
Carry forward general activity (UDA)	0
19/20 Contracted orthodontic activity (UOA)	0
Carry forward orthodontic activity (UOA)	0
Baseline contract value	£19,568.93

ACCESS*

Patients seen in 24 months	Total	Change since previous quarter
Quarter ending June 2018	424	
Quarter ending September 2018	418	↓
Quarter ending December 2018	422	→
Quarter ending March 2019	411	↓
Quarter ending June 2019	421	↑
Variance since June 2018	(0.7%)	→



ACTIVITY



Month	2019	2020
April	12	15
May	81	93
June	148	138
July	205	
August	301	
September	361	
October	442	
November	498	
December	588	
January	624	
February	724	
March	820	
April	823	
May	823	
June	823	

QUALITY

	Quantity	Base Number	Contract	AT	Region	England
% of FP17s for the same patient ID Re-attending within 3 months - Children	2	100	2.0%	9.2%	10.6%	11.4%
% of FP17s for the same patient ID Re-attending within 3 months - Adults	0	1	0.0%	13.8%	15.2%	15.4%
% of FP17s for the same patient ID Re-attending between 3 & 9 months - Children	65	100	65.0%	62.6%	62.3%	59.8%
% of FP17s for the same patient ID Re-attending between 3 & 9 months - Adults	1	1	100.0%	53.4%	53.3%	52.1%
% of FP17s for Band 1 Urgent Courses	0	98	0.0%	10.1%	9.7%	9.2%
% of FP17s Relating to Free Repair or Replacements	0	98	0.0%	0.6%	0.6%	0.7%
% of FP17s Relating to Continuations	0	98	0.0%	0.9%	0.8%	0.8%
% of Patients satisfied with the dentistry they have received	0	0	N/A	93.2%	93.4%	93.4%
% of Patients satisfied with the time they had to wait for an appointment	0	0	N/A	85.6%	86.8%	87.6%

* This is based on patients treated on this contract for their most recent course of treatment.

Figures in italics indicate the base number of FP17s or Patient Questionnaire responses are less than 100. N/A is shown where the base number of responses is less than 10 during the period. % is calculated as Quantity/Base number*100

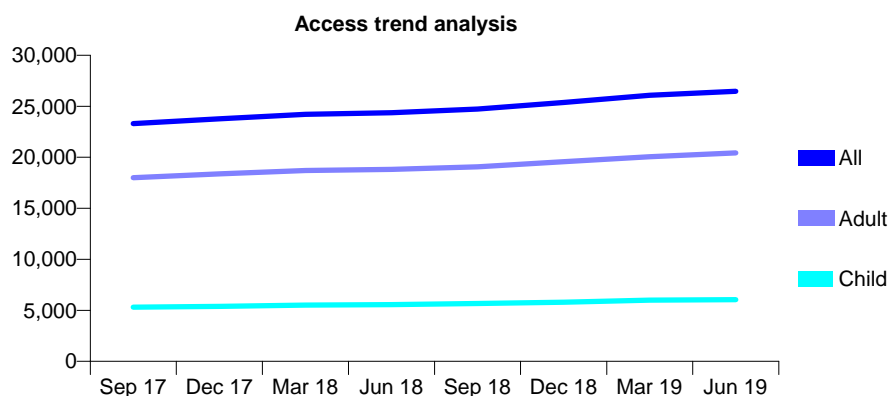
Q70 - Vital Signs At a Glance Contract Report for 353302/0005 - June 2019

Name or company name	MRS A BROGAN
Contract type name	GDS Contract
Purpose of contract	General
Contract start date	01/09/2009
Contract end date	

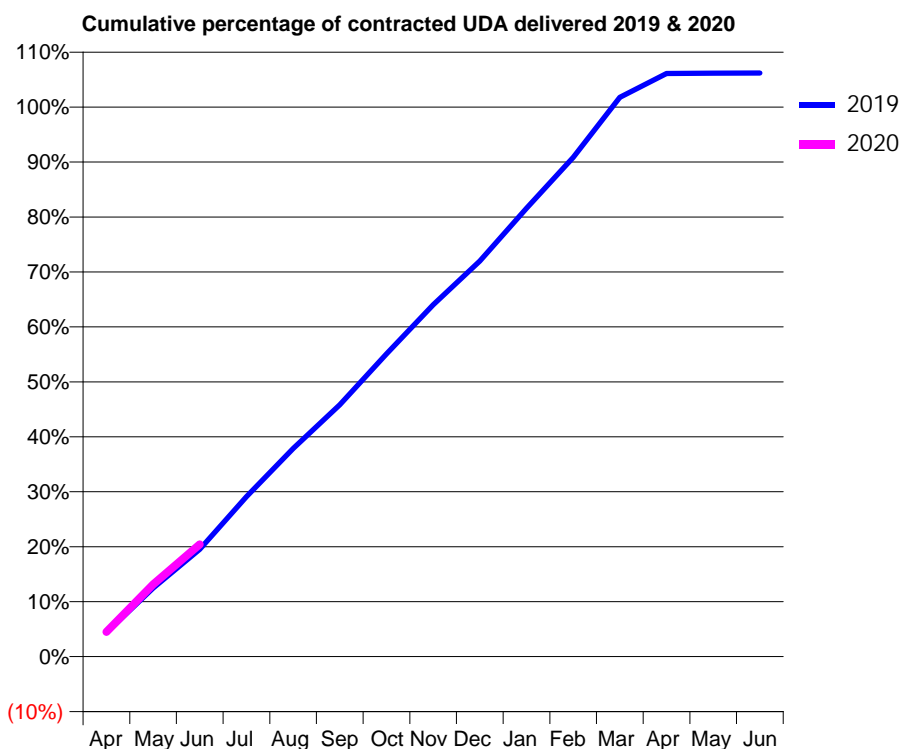
19/20 Contracted general activity (UDA)	63,987
Carry forward general activity (UDA)	0
19/20 Contracted orthodontic activity (UOA)	0
Carry forward orthodontic activity (UOA)	0
Baseline contract value	£1,819,287.75

ACCESS*

Patients seen in 24 months	Total	Change since previous quarter
Quarter ending June 2018	24,373	
Quarter ending September 2018	24,725	→
Quarter ending December 2018	25,361	↑
Quarter ending March 2019	26,069	↑
Quarter ending June 2019	26,468	→
Variance since June 2018	8.6%	↑



ACTIVITY



Month	Adjusted Scheduled Activity (UDA)	
	2019	2020
April	2,793	2,888
May	7,988	8,428
June	12,492	13,084
July	18,630	
August	24,224	
September	29,329	
October	35,261	
November	40,965	
December	46,051	
January	52,212	
February	58,135	
March	65,112	
April	67,898	
May	67,920	
June	67,939	

QUALITY

	Quantity	Base Number	Contract	AT	Region	England
% of FP17s for the same patient ID Re-attending within 3 months - Children	207	2,041	10.1%	9.2%	10.6%	11.4%
% of FP17s for the same patient ID Re-attending within 3 months - Adults	1,114	5,999	18.6%	13.8%	15.2%	15.4%
% of FP17s for the same patient ID Re-attending between 3 & 9 months - Children	1,168	2,041	57.2%	62.6%	62.3%	59.8%
% of FP17s for the same patient ID Re-attending between 3 & 9 months - Adults	2,373	5,999	39.6%	53.4%	53.3%	52.1%
% of FP17s for Band 1 Urgent Courses	1,833	6,748	27.2%	10.1%	9.7%	9.2%
% of FP17s Relating to Free Repair or Replacements	12	6,748	0.2%	0.6%	0.6%	0.7%
% of FP17s Relating to Continuations	4	6,748	0.1%	0.9%	0.8%	0.8%
% of Patients satisfied with the dentistry they have received	17	17	100.0%	93.2%	93.4%	93.4%
% of Patients satisfied with the time they had to wait for an appointment	15	17	88.2%	85.6%	86.8%	87.6%

* This is based on patients treated on this contract for their most recent course of treatment. Figures in italics indicate the base number of FP17s or Patient Questionnaire responses are less than 100. N/A is shown where the base number of responses is less than 10 during the period. % is calculated as Quantity/Base number*100

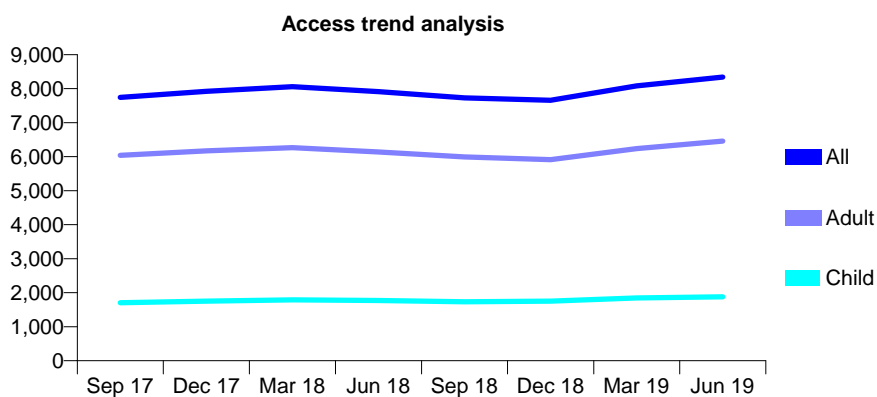
Q70 - Vital Signs At a Glance Contract Report for 353663/0001 - June 2019

Name or company name	Dr G Papoutsis & Dr A Brogan
Contract type name	GDS Contract
Purpose of contract	General
Contract start date	01/04/2006
Contract end date	

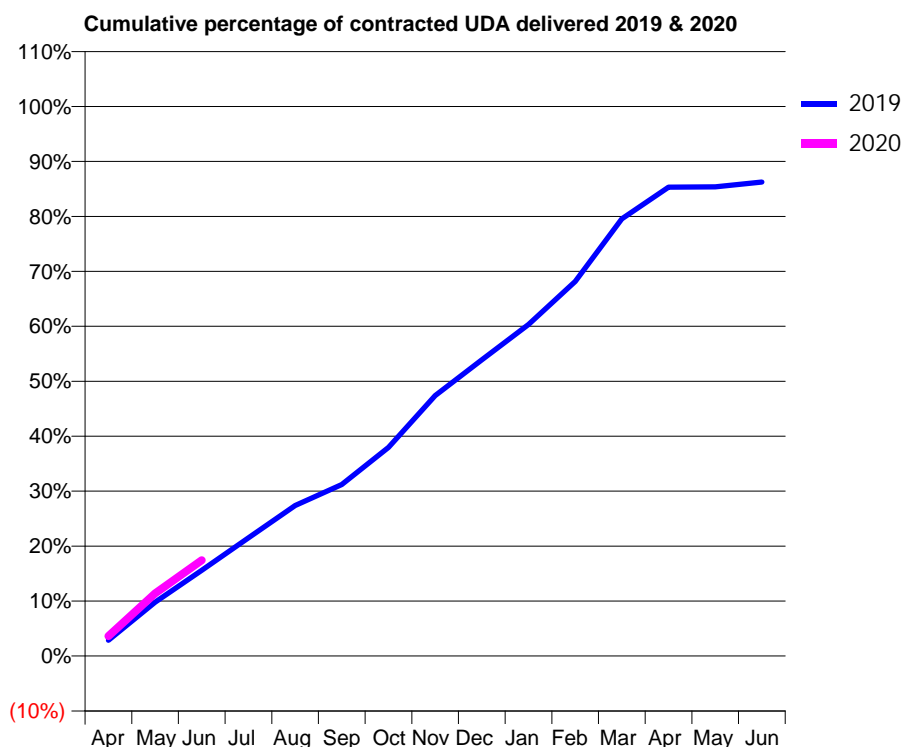
19/20 Contracted general activity (UDA)	24,990
Carry forward general activity (UDA)	0
19/20 Contracted orthodontic activity (UOA)	0
Carry forward orthodontic activity (UOA)	0
Baseline contract value	£761,229.14

ACCESS*

Patients seen in 24 months	Total	Change since previous quarter
Quarter ending June 2018	7,911	
Quarter ending September 2018	7,730	↓
Quarter ending December 2018	7,660	→
Quarter ending March 2019	8,083	↑
Quarter ending June 2019	8,341	↑
Variance since June 2018	5.4%	↑



ACTIVITY



Month	Adjusted Scheduled Activity (UDA)	
	2019	2020
April	718	909
May	2,446	2,853
June	3,893	4,359
July	5,376	
August	6,844	
September	7,802	
October	9,488	
November	11,848	
December	13,466	
January	15,080	
February	17,029	
March	19,878	
April	21,320	
May	21,338	
June	21,556	

QUALITY

	Quantity	Base Number	Contract	AT	Region	England
% of FP17s for the same patient ID Re-attending within 3 months - Children	38	652	5.8%	9.2%	10.6%	11.4%
% of FP17s for the same patient ID Re-attending within 3 months - Adults	251	2,280	11.0%	13.8%	15.2%	15.4%
% of FP17s for the same patient ID Re-attending between 3 & 9 months - Children	383	652	58.7%	62.6%	62.3%	59.8%
% of FP17s for the same patient ID Re-attending between 3 & 9 months - Adults	1,179	2,280	51.7%	53.4%	53.3%	52.1%
% of FP17s for Band 1 Urgent Courses	162	2,276	7.1%	10.1%	9.7%	9.2%
% of FP17s Relating to Free Repair or Replacements	14	2,276	0.6%	0.6%	0.6%	0.7%
% of FP17s Relating to Continuations	11	2,276	0.5%	0.9%	0.8%	0.8%
% of Patients satisfied with the dentistry they have received	1	1	N/A	93.2%	93.4%	93.4%
% of Patients satisfied with the time they had to wait for an appointment	1	1	N/A	85.6%	86.8%	87.6%

* This is based on patients treated on this contract for their most recent course of treatment. Figures in italics indicate the base number of FP17s or Patient Questionnaire responses are less than 100. N/A is shown where the base number of responses is less than 10 during the period. % is calculated as Quantity/Base number*100

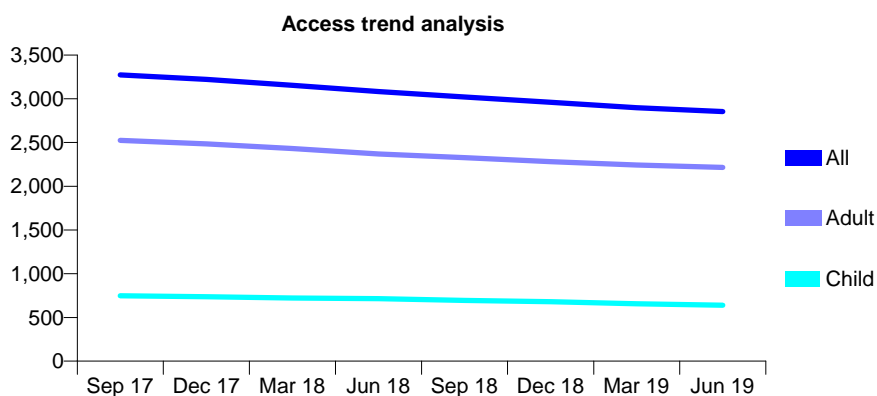
Q70 - Vital Signs At a Glance Contract Report for 356328/0002 - June 2019

Name or company name	MR JC KOTZE
Contract type name	GDS Contract
Purpose of contract	General
Contract start date	01/06/2009
Contract end date	

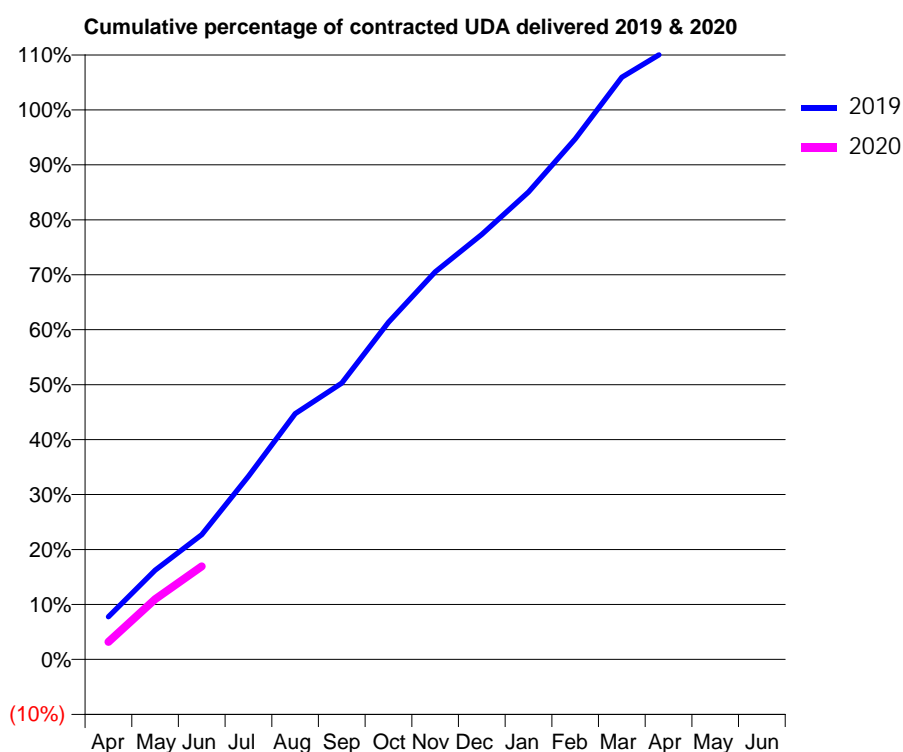
19/20 Contracted general activity (UDA)	8,400
Carry forward general activity (UDA)	0
19/20 Contracted orthodontic activity (UOA)	0
Carry forward orthodontic activity (UOA)	0
Baseline contract value	£205,614.41

ACCESS*

Patients seen in 24 months	Total	Change since previous quarter
Quarter ending June 2018	3,083	
Quarter ending September 2018	3,020	↓
Quarter ending December 2018	2,960	↓
Quarter ending March 2019	2,899	↓
Quarter ending June 2019	2,854	↓
Variance since June 2018	(7.4%)	↓



ACTIVITY



Adjusted Scheduled Activity (UDA)		
Month	2019	2020
April	652	269
May	1,364	920
June	1,907	1,424
July	2,800	
August	3,755	
September	4,225	
October	5,153	
November	5,923	
December	6,496	
January	7,144	
February	7,958	
March	8,898	
April	9,329	
May	9,318	
June	9,317	

QUALITY

	Quantity	Base Number	Contract	AT	Region	England
% of FP17s for the same patient ID Re-attending within 3 months - Children	11	239	4.6%	9.2%	10.6%	11.4%
% of FP17s for the same patient ID Re-attending within 3 months - Adults	81	722	11.2%	13.8%	15.2%	15.4%
% of FP17s for the same patient ID Re-attending between 3 & 9 months - Children	192	239	80.3%	62.6%	62.3%	59.8%
% of FP17s for the same patient ID Re-attending between 3 & 9 months - Adults	518	722	71.7%	53.4%	53.3%	52.1%
% of FP17s for Band 1 Urgent Courses	80	825	9.7%	10.1%	9.7%	9.2%
% of FP17s Relating to Free Repair or Replacements	5	825	0.6%	0.6%	0.6%	0.7%
% of FP17s Relating to Continuations	4	825	0.5%	0.9%	0.8%	0.8%
% of Patients satisfied with the dentistry they have received	1	1	N/A	93.2%	93.4%	93.4%
% of Patients satisfied with the time they had to wait for an appointment	1	1	N/A	85.6%	86.8%	87.6%

* This is based on patients treated on this contract for their most recent course of treatment. Figures in italics indicate the base number of FP17s or Patient Questionnaire responses are less than 100. N/A is shown where the base number of responses is less than 10 during the period. % is calculated as Quantity/Base number*100

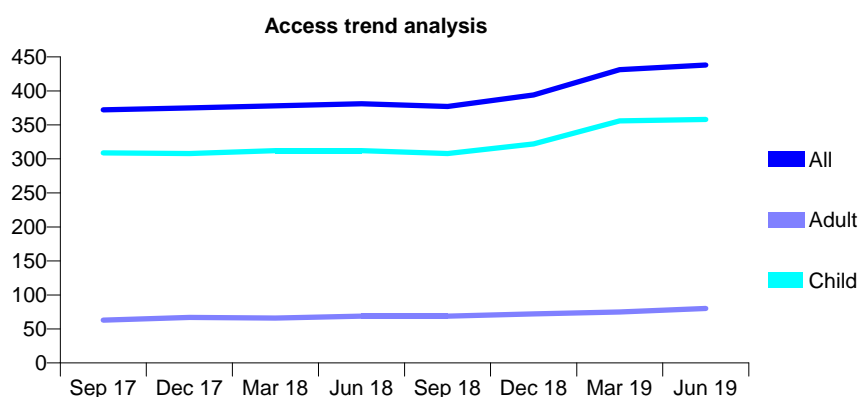
Q70 - Vital Signs At a Glance Contract Report for 559458/0001 - June 2019

Name or company name	Dr Sandip Dau
Contract type name	GDS Contract
Purpose of contract	General
Contract start date	01/04/2006
Contract end date	

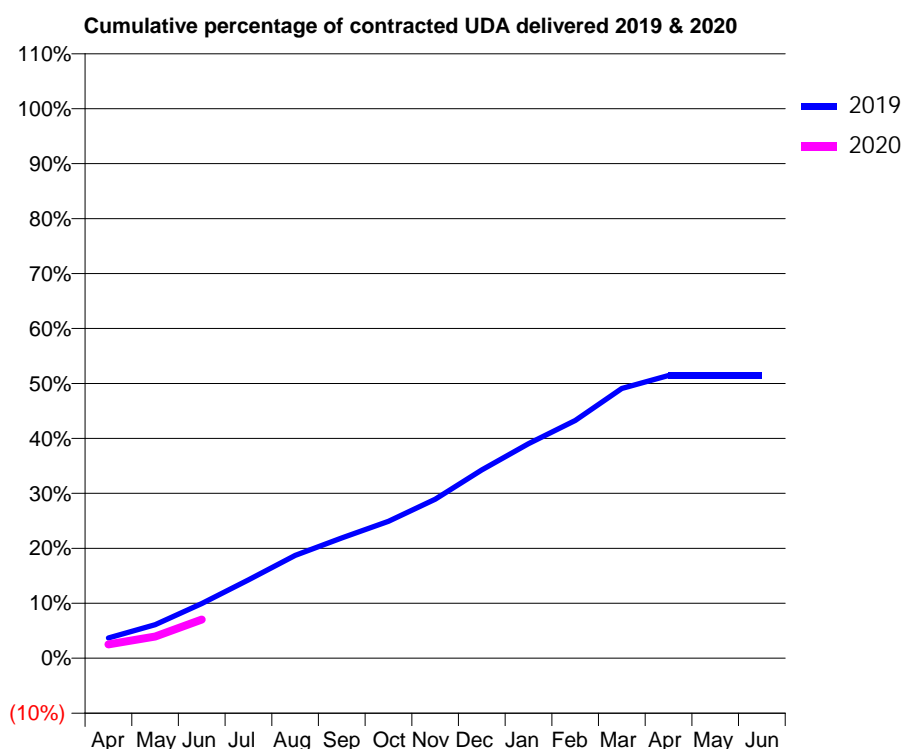
19/20 Contracted general activity (UDA)	1,500
Carry forward general activity (UDA)	0
19/20 Contracted orthodontic activity (UOA)	0
Carry forward orthodontic activity (UOA)	0
Baseline contract value	£36,440.88

ACCESS*

Patients seen in 24 months	Total	Change since previous quarter
Quarter ending June 2018	381	
Quarter ending September 2018	377	↓
Quarter ending December 2018	394	↑
Quarter ending March 2019	431	↑
Quarter ending June 2019	438	→
Variance since June 2018	15.0%	↑



ACTIVITY



Month	2019	2020
April	55	38
May	91	59
June	150	106
July	214	
August	281	
September	328	
October	374	
November	434	
December	514	
January	586	
February	649	
March	736	
April	771	
May	771	
June	771	

QUALITY

	Quantity	Base Number	Contract	AT	Region	England
% of FP17s for the same patient ID Re-attending within 3 months - Children	9	110	8.2%	9.2%	10.6%	11.4%
% of FP17s for the same patient ID Re-attending within 3 months - Adults	0	6	0.0%	13.8%	15.2%	15.4%
% of FP17s for the same patient ID Re-attending between 3 & 9 months - Children	72	110	65.5%	62.6%	62.3%	59.8%
% of FP17s for the same patient ID Re-attending between 3 & 9 months - Adults	6	6	100.0%	53.4%	53.3%	52.1%
% of FP17s for Band 1 Urgent Courses	3	95	3.2%	10.1%	9.7%	9.2%
% of FP17s Relating to Free Repair or Replacements	0	95	0.0%	0.6%	0.6%	0.7%
% of FP17s Relating to Continuations	0	95	0.0%	0.9%	0.8%	0.8%
% of Patients satisfied with the dentistry they have received	0	0	N/A	93.2%	93.4%	93.4%
% of Patients satisfied with the time they had to wait for an appointment	0	0	N/A	85.6%	86.8%	87.6%

* This is based on patients treated on this contract for their most recent course of treatment.

Figures in italics indicate the base number of FP17s or Patient Questionnaire responses are less than 100. N/A is shown where the base number of responses is less than 10 during the period. % is calculated as Quantity/Base number*100

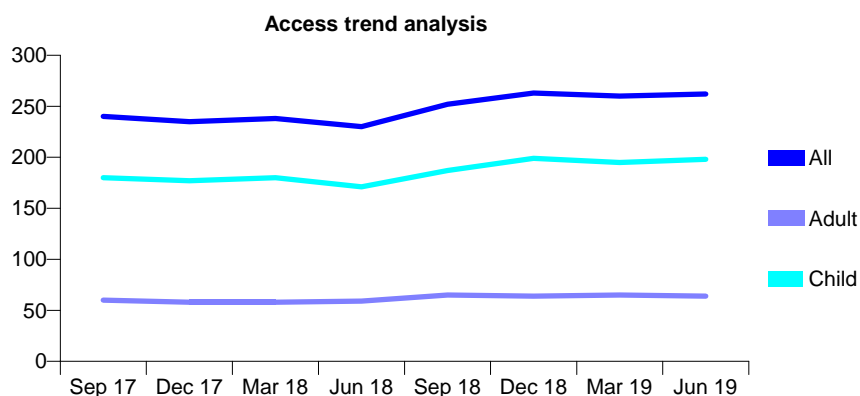
Q70 - Vital Signs At a Glance Contract Report for 563749/0002 - June 2019

Name or company name	Maria Nimako
Contract type name	GDS Contract
Purpose of contract	General
Contract start date	18/07/2007
Contract end date	

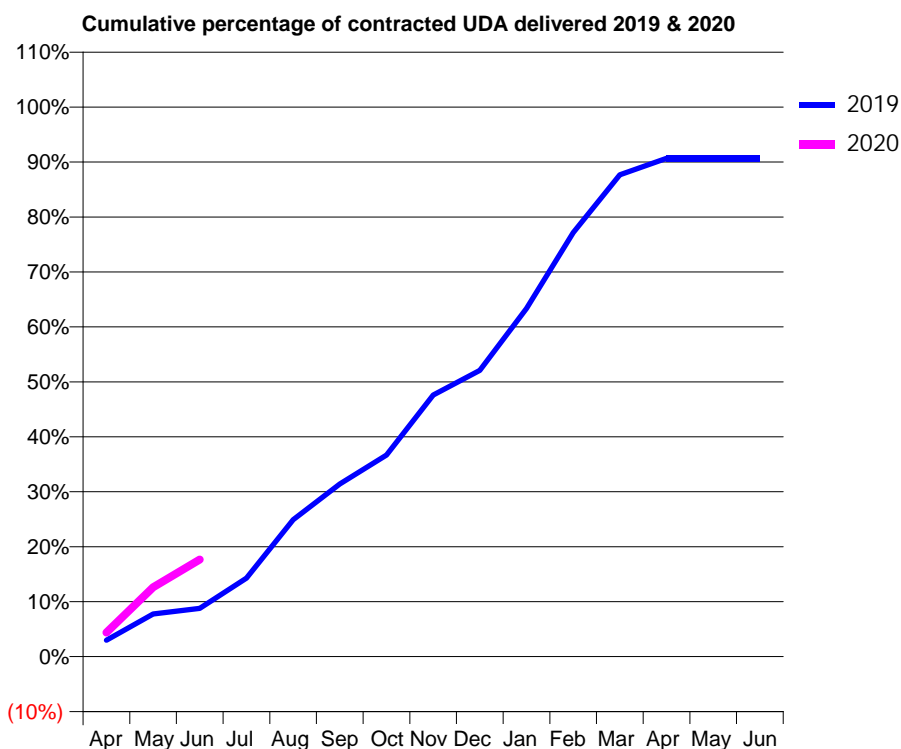
19/20 Contracted general activity (UDA)	800
Carry forward general activity (UDA)	0
19/20 Contracted orthodontic activity (UOA)	0
Carry forward orthodontic activity (UOA)	0
Baseline contract value	£18,388.61

ACCESS*

Patients seen in 24 months	Total	Change since previous quarter
Quarter ending June 2018	230	
Quarter ending September 2018	252	↑
Quarter ending December 2018	263	↑
Quarter ending March 2019	260	↓
Quarter ending June 2019	262	→
Variance since June 2018	13.9%	↑



ACTIVITY



Month	Adjusted Scheduled Activity (UDA)	
	2019	2020
April	24	35
May	62	101
June	70	141
July	114	
August	199	
September	251	
October	293	
November	381	
December	417	
January	507	
February	617	
March	701	
April	725	
May	725	
June	725	

QUALITY

	Quantity	Base Number	Contract	AT	Region	England
% of FP17s for the same patient ID Re-attending within 3 months - Children	5	93	5.4%	9.2%	10.6%	11.4%
% of FP17s for the same patient ID Re-attending within 3 months - Adults	0	17	0.0%	13.8%	15.2%	15.4%
% of FP17s for the same patient ID Re-attending between 3 & 9 months - Children	65	93	69.9%	62.6%	62.3%	59.8%
% of FP17s for the same patient ID Re-attending between 3 & 9 months - Adults	17	17	100.0%	53.4%	53.3%	52.1%
% of FP17s for Band 1 Urgent Courses	1	101	1.0%	10.1%	9.7%	9.2%
% of FP17s Relating to Free Repair or Replacements	0	101	0.0%	0.6%	0.6%	0.7%
% of FP17s Relating to Continuations	0	101	0.0%	0.9%	0.8%	0.8%
% of Patients satisfied with the dentistry they have received	0	0	N/A	93.2%	93.4%	93.4%
% of Patients satisfied with the time they had to wait for an appointment	0	0	N/A	85.6%	86.8%	87.6%

* This is based on patients treated on this contract for their most recent course of treatment. Figures in italics indicate the base number of FP17s or Patient Questionnaire responses are less than 100. N/A is shown where the base number of responses is less than 10 during the period. % is calculated as Quantity/Base number*100

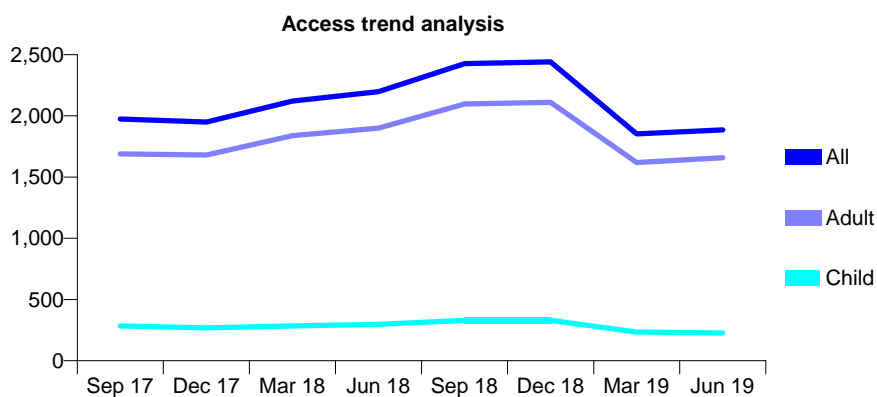
Q70 - Vital Signs At a Glance Contract Report for 564796/0001 - June 2019

Name or company name	CP Dental
Contract type name	GDS Contract
Purpose of contract	General
Contract start date	01/04/2006
Contract end date	

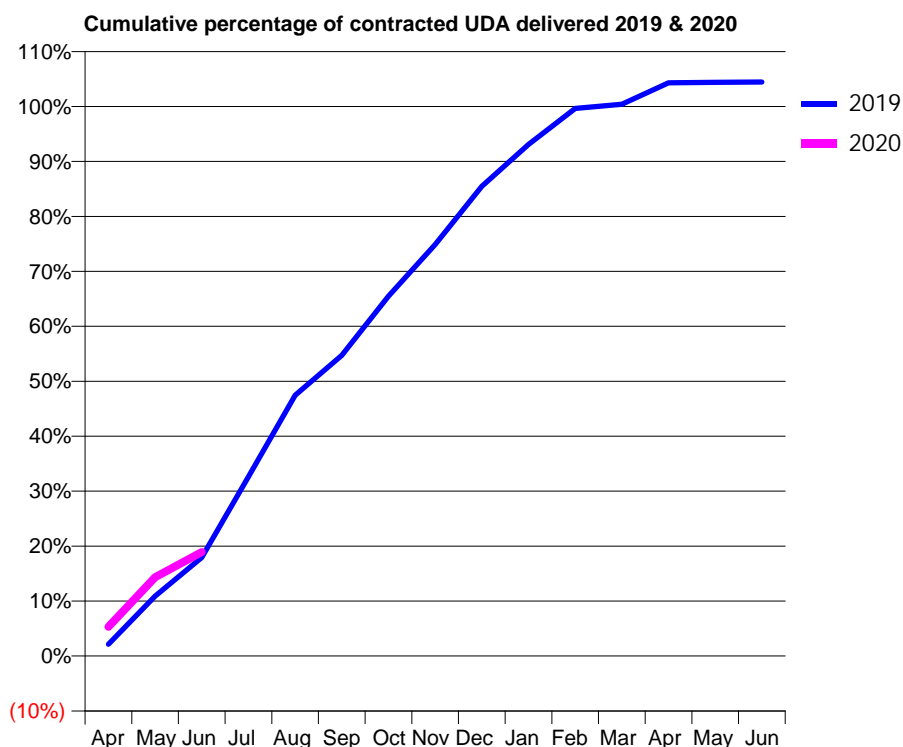
19/20 Contracted general activity (UDA)	6,504
Carry forward general activity (UDA)	0
19/20 Contracted orthodontic activity (UOA)	0
Carry forward orthodontic activity (UOA)	0
Baseline contract value	£155,195.20

ACCESS*

Patients seen in 24 months	Total	Change since previous quarter
Quarter ending June 2018	2,198	
Quarter ending September 2018	2,426	↑
Quarter ending December 2018	2,442	→
Quarter ending March 2019	1,854	↓
Quarter ending June 2019	1,886	→
Variance since June 2018	(14.2%)	↓



ACTIVITY



Month	Adjusted Scheduled Activity (UDA)	
	2019	2020
April	139	346
May	709	934
June	1,166	1,231
July	2,122	
August	3,086	
September	3,559	
October	4,259	
November	4,869	
December	5,558	
January	6,053	
February	6,480	
March	6,531	
April	6,785	
May	6,790	
June	6,793	

QUALITY

	Quantity	Base Number	Contract	AT	Region	England
% of FP17s for the same patient ID Re-attending within 3 months - Children	2	98	2.0%	9.2%	10.6%	11.4%
% of FP17s for the same patient ID Re-attending within 3 months - Adults	62	790	7.8%	13.8%	15.2%	15.4%
% of FP17s for the same patient ID Re-attending between 3 & 9 months - Children	79	98	80.6%	62.6%	62.3%	59.8%
% of FP17s for the same patient ID Re-attending between 3 & 9 months - Adults	516	790	65.3%	53.4%	53.3%	52.1%
% of FP17s for Band 1 Urgent Courses	53	767	6.9%	10.1%	9.7%	9.2%
% of FP17s Relating to Free Repair or Replacements	6	767	0.8%	0.6%	0.6%	0.7%
% of FP17s Relating to Continuations	1	767	0.1%	0.9%	0.8%	0.8%
% of Patients satisfied with the dentistry they have received	1	1	N/A	93.2%	93.4%	93.4%
% of Patients satisfied with the time they had to wait for an appointment	1	1	N/A	85.6%	86.8%	87.6%

* This is based on patients treated on this contract for their most recent course of treatment. Figures in italics indicate the base number of FP17s or Patient Questionnaire responses are less than 100. N/A is shown where the base number of responses is less than 10 during the period. % is calculated as Quantity/Base number*100

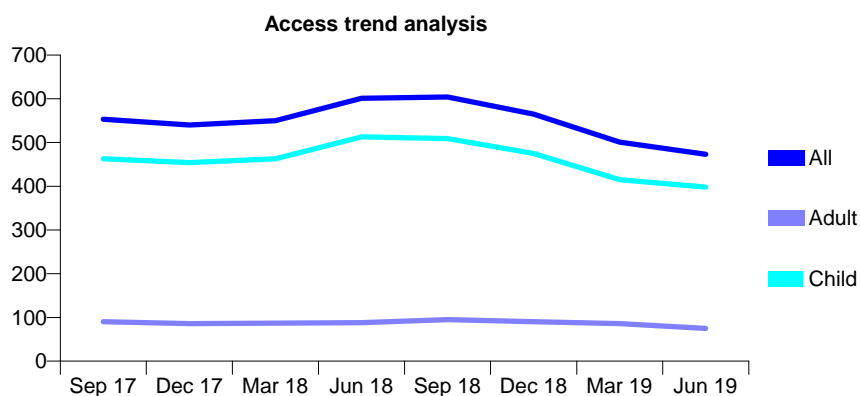
Q70 - Vital Signs At a Glance Contract Report for 565792/0001 - June 2019

Name or company name	Dr S Dau
Contract type name	GDS Contract
Purpose of contract	General
Contract start date	01/04/2006
Contract end date	

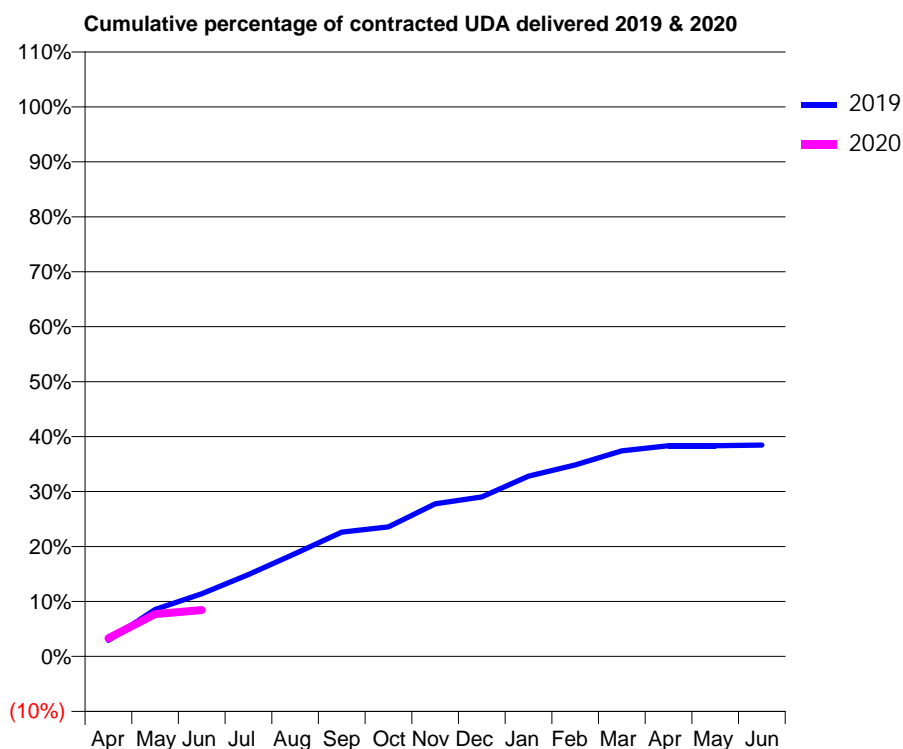
19/20 Contracted general activity (UDA)	1,823
Carry forward general activity (UDA)	0
19/20 Contracted orthodontic activity (UOA)	0
Carry forward orthodontic activity (UOA)	0
Baseline contract value	£39,203.97

ACCESS*

Patients seen in 24 months	Total	Change since previous quarter
Quarter ending June 2018	601	
Quarter ending September 2018	604	→
Quarter ending December 2018	565	↓
Quarter ending March 2019	501	↓
Quarter ending June 2019	473	↓
Variance since June 2018	(21.3%)	↓



ACTIVITY



Month	Adjusted Scheduled Activity (UDA)	
	2019	2020
April	53	60
May	156	141
June	208	154
July	271	
August	341	
September	413	
October	430	
November	506	
December	529	
January	598	
February	635	
March	682	
April	699	
May	699	
June	701	

QUALITY

	Quantity	Base Number	Contract	AT	Region	England
% of FP17s for the same patient ID Re-attending within 3 months - Children	4	127	3.1%	9.2%	10.6%	11.4%
% of FP17s for the same patient ID Re-attending within 3 months - Adults	0	8	0.0%	13.8%	15.2%	15.4%
% of FP17s for the same patient ID Re-attending between 3 & 9 months - Children	76	127	59.8%	62.6%	62.3%	59.8%
% of FP17s for the same patient ID Re-attending between 3 & 9 months - Adults	4	8	50.0%	53.4%	53.3%	52.1%
% of FP17s for Band 1 Urgent Courses	3	116	2.6%	10.1%	9.7%	9.2%
% of FP17s Relating to Free Repair or Replacements	0	116	0.0%	0.6%	0.6%	0.7%
% of FP17s Relating to Continuations	0	116	0.0%	0.9%	0.8%	0.8%
% of Patients satisfied with the dentistry they have received	0	0	N/A	93.2%	93.4%	93.4%
% of Patients satisfied with the time they had to wait for an appointment	0	0	N/A	85.6%	86.8%	87.6%

* This is based on patients treated on this contract for their most recent course of treatment. Figures in italics indicate the base number of FP17s or Patient Questionnaire responses are less than 100. N/A is shown where the base number of responses is less than 10 during the period. % is calculated as Quantity/Base number*100

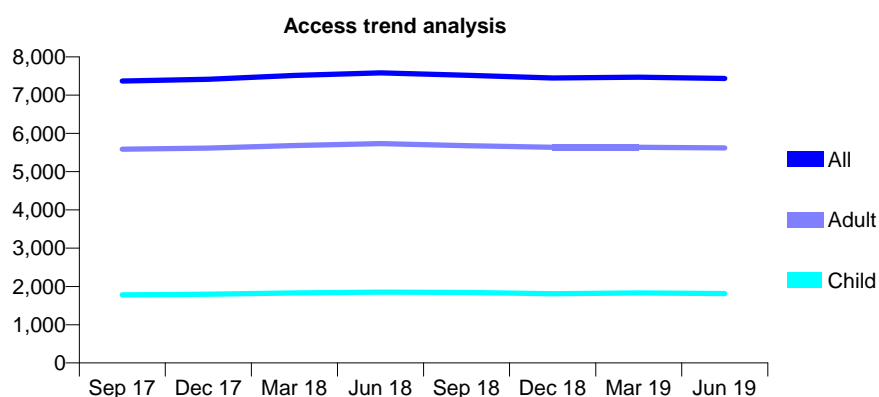
Q70 - Vital Signs At a Glance Contract Report for 566403/0001 - June 2019

Name or company name	MR WM FLETT
Contract type name	GDS Contract
Purpose of contract	General
Contract start date	01/04/2006
Contract end date	

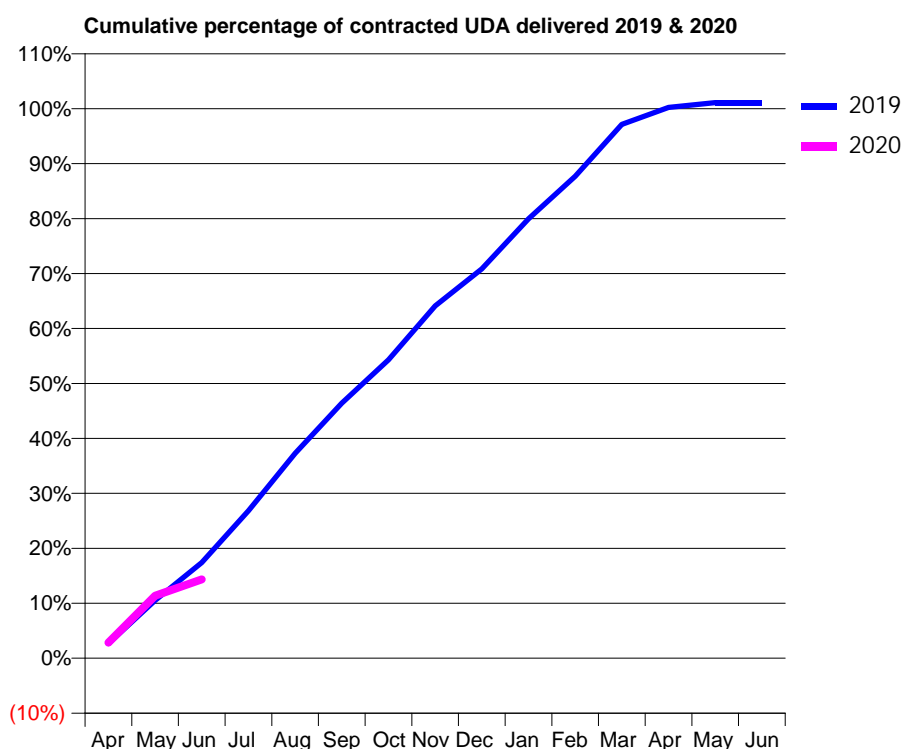
19/20 Contracted general activity (UDA)	18,531
Carry forward general activity (UDA)	0
19/20 Contracted orthodontic activity (UOA)	0
Carry forward orthodontic activity (UOA)	0
Baseline contract value	£509,331.95

ACCESS*

Patients seen in 24 months	Total	Change since previous quarter
Quarter ending June 2018	7,585	
Quarter ending September 2018	7,519	→
Quarter ending December 2018	7,449	→
Quarter ending March 2019	7,468	→
Quarter ending June 2019	7,434	→
Variance since June 2018	(2.0%)	↓



ACTIVITY



Month	2019	2020
April	498	529
May	1,953	2,107
June	3,226	2,662
July	4,972	
August	6,911	
September	8,602	
October	10,061	
November	11,881	
December	13,128	
January	14,817	
February	16,252	
March	18,001	
April	18,571	
May	18,737	
June	18,736	

QUALITY

	Quantity	Base Number	Contract	AT	Region	England
% of FP17s for the same patient ID Re-attending within 3 months - Children	22	540	4.1%	9.2%	10.6%	11.4%
% of FP17s for the same patient ID Re-attending within 3 months - Adults	155	1,410	11.0%	13.8%	15.2%	15.4%
% of FP17s for the same patient ID Re-attending between 3 & 9 months - Children	389	540	72.0%	62.6%	62.3%	59.8%
% of FP17s for the same patient ID Re-attending between 3 & 9 months - Adults	714	1,410	50.6%	53.4%	53.3%	52.1%
% of FP17s for Band 1 Urgent Courses	109	1,551	7.0%	10.1%	9.7%	9.2%
% of FP17s Relating to Free Repair or Replacements	24	1,551	1.5%	0.6%	0.6%	0.7%
% of FP17s Relating to Continuations	5	1,551	0.3%	0.9%	0.8%	0.8%
% of Patients satisfied with the dentistry they have received	1	1	N/A	93.2%	93.4%	93.4%
% of Patients satisfied with the time they had to wait for an appointment	1	1	N/A	85.6%	86.8%	87.6%

* This is based on patients treated on this contract for their most recent course of treatment.

Figures in italics indicate the base number of FP17s or Patient Questionnaire responses are less than 100. N/A is shown where the base number of responses is less than 10 during the period. % is calculated as Quantity/Base number*100

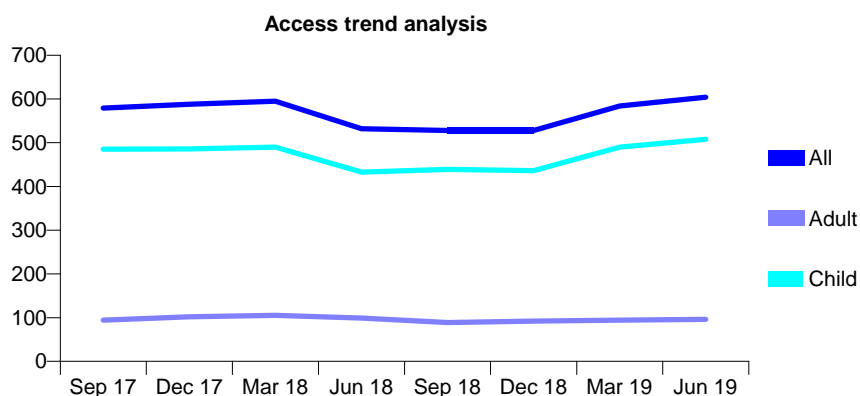
Q70 - Vital Signs At a Glance Contract Report for 567019/0001 - June 2019

Name or company name	Dr S Dau
Contract type name	GDS Contract
Purpose of contract	General
Contract start date	01/04/2006
Contract end date	

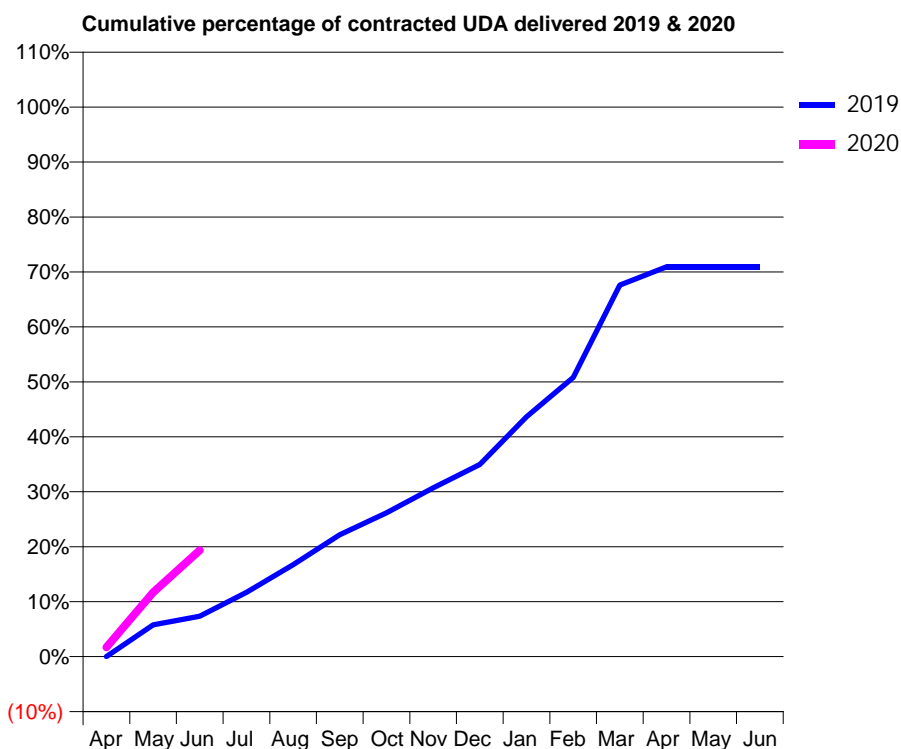
19/20 Contracted general activity (UDA)	1,526
Carry forward general activity (UDA)	0
19/20 Contracted orthodontic activity (UOA)	0
Carry forward orthodontic activity (UOA)	0
Baseline contract value	£33,863.83

ACCESS*

Patients seen in 24 months	Total	Change since previous quarter
Quarter ending June 2018	532	
Quarter ending September 2018	528	→
Quarter ending December 2018	528	→
Quarter ending March 2019	584	↑
Quarter ending June 2019	604	↑
Variance since June 2018	13.5%	↑



ACTIVITY



Month	Adjusted Scheduled Activity (UDA)	
	2019	2020
April	0	26
May	88	179
June	112	295
July	178	
August	255	
September	339	
October	399	
November	469	
December	533	
January	666	
February	775	
March	1,031	
April	1,082	
May	1,082	
June	1,082	

QUALITY

	Quantity	Base Number	Contract	AT	Region	England
% of FP17s for the same patient ID Re-attending within 3 months - Children	17	203	8.4%	9.2%	10.6%	11.4%
% of FP17s for the same patient ID Re-attending within 3 months - Adults	0	13	0.0%	13.8%	15.2%	15.4%
% of FP17s for the same patient ID Re-attending between 3 & 9 months - Children	95	203	46.8%	62.6%	62.3%	59.8%
% of FP17s for the same patient ID Re-attending between 3 & 9 months - Adults	7	13	53.8%	53.4%	53.3%	52.1%
% of FP17s for Band 1 Urgent Courses	6	181	3.3%	10.1%	9.7%	9.2%
% of FP17s Relating to Free Repair or Replacements	0	181	0.0%	0.6%	0.6%	0.7%
% of FP17s Relating to Continuations	0	181	0.0%	0.9%	0.8%	0.8%
% of Patients satisfied with the dentistry they have received	2	2	N/A	93.2%	93.4%	93.4%
% of Patients satisfied with the time they had to wait for an appointment	1	2	N/A	85.6%	86.8%	87.6%

* This is based on patients treated on this contract for their most recent course of treatment. Figures in italics indicate the base number of FP17s or Patient Questionnaire responses are less than 100. N/A is shown where the base number of responses is less than 10 during the period. % is calculated as Quantity/Base number*100

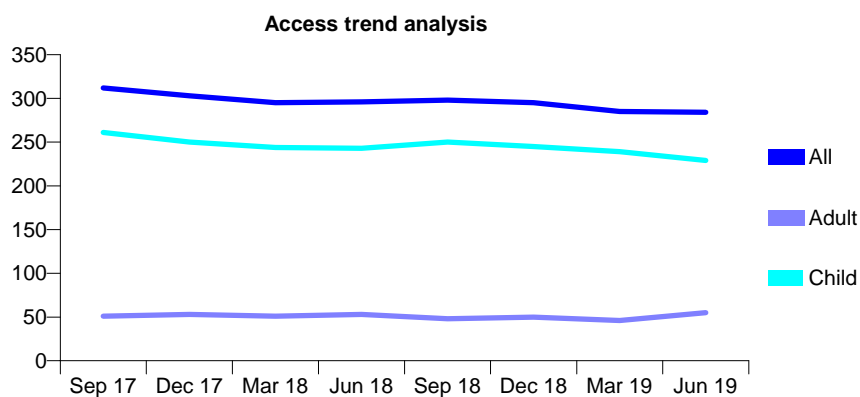
Q70 - Vital Signs At a Glance Contract Report for 567485/0002 - June 2019

Name or company name	MR PT JONES
Contract type name	GDS Contract
Purpose of contract	General and Orthodontic
Contract start date	01/04/2006
Contract end date	

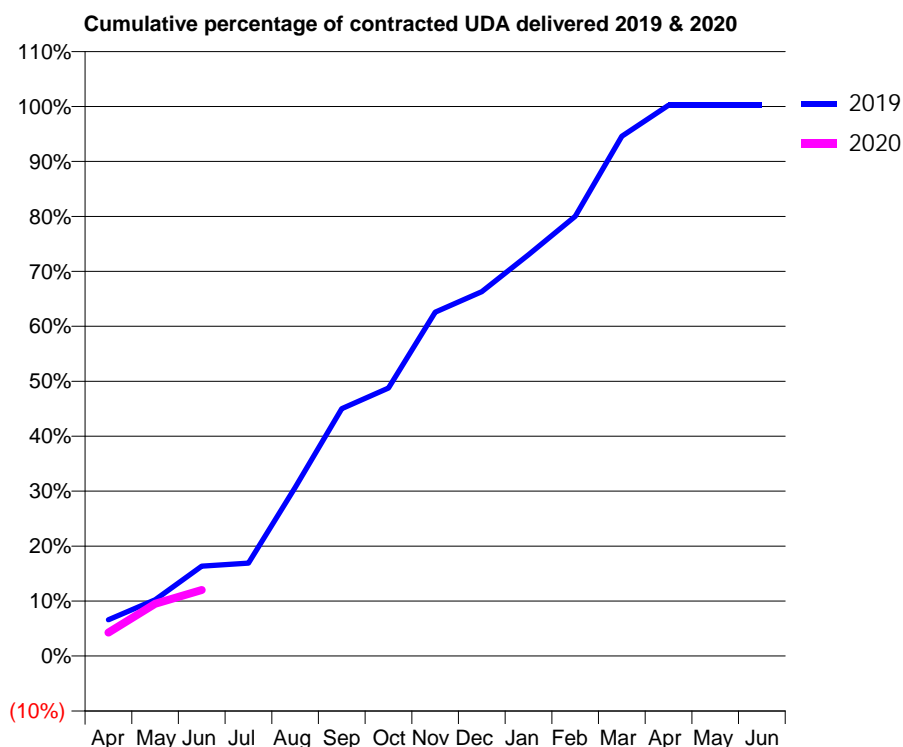
19/20 Contracted general activity (UDA)	800
Carry forward general activity (UDA)	0
19/20 Contracted orthodontic activity (UOA)	182
Carry forward orthodontic activity (UOA)	0
Baseline contract value	£38,005.03

ACCESS*

Patients seen in 24 months	Total	Change since previous quarter
Quarter ending June 2018	296	
Quarter ending September 2018	298	→
Quarter ending December 2018	295	↓
Quarter ending March 2019	285	↓
Quarter ending June 2019	284	→
Variance since June 2018	(4.1%)	↓



ACTIVITY



Month	Adjusted Scheduled Activity (UDA)	
	2019	2020
April	53	34
May	82	76
June	131	96
July	135	
August	245	
September	360	
October	390	
November	501	
December	530	
January	584	
February	640	
March	757	
April	802	
May	802	
June	802	

QUALITY

	Quantity	Base Number	Contract	AT	Region	England
% of FP17s for the same patient ID Re-attending within 3 months - Children	9	63	14.3%	9.2%	10.6%	11.4%
% of FP17s for the same patient ID Re-attending within 3 months - Adults	0	3	0.0%	13.8%	15.2%	15.4%
% of FP17s for the same patient ID Re-attending between 3 & 9 months - Children	45	63	71.4%	62.6%	62.3%	59.8%
% of FP17s for the same patient ID Re-attending between 3 & 9 months - Adults	3	3	100.0%	53.4%	53.3%	52.1%
% of FP17s for Band 1 Urgent Courses	6	48	12.5%	10.1%	9.7%	9.2%
% of FP17s Relating to Free Repair or Replacements	0	48	0.0%	0.6%	0.6%	0.7%
% of FP17s Relating to Continuations	0	48	0.0%	0.9%	0.8%	0.8%
% of Patients satisfied with the dentistry they have received	1	1	N/A	93.2%	93.4%	93.4%
% of Patients satisfied with the time they had to wait for an appointment	0	1	N/A	85.6%	86.8%	87.6%

* This is based on patients treated on this contract for their most recent course of treatment. Figures in italics indicate the base number of FP17s or Patient Questionnaire responses are less than 100. N/A is shown where the base number of responses is less than 10 during the period. % is calculated as Quantity/Base number*100

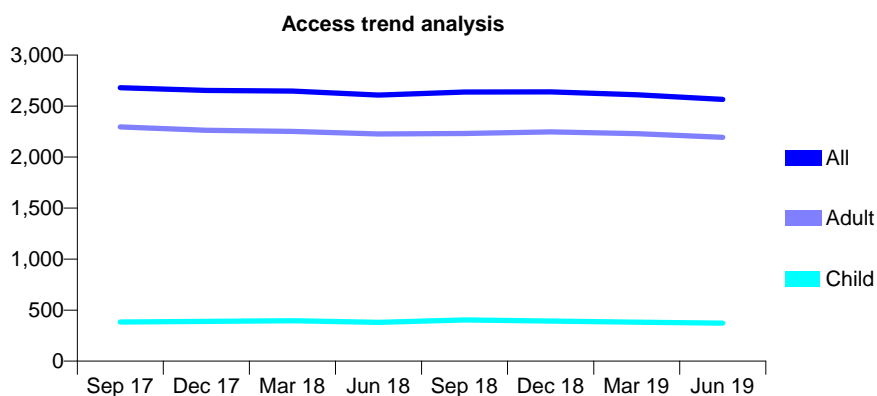
Q70 - Vital Signs At a Glance Contract Report for 569216/0001 - June 2019

Name or company name	MR BG PARNELL
Contract type name	GDS Contract
Purpose of contract	General
Contract start date	01/04/2006
Contract end date	

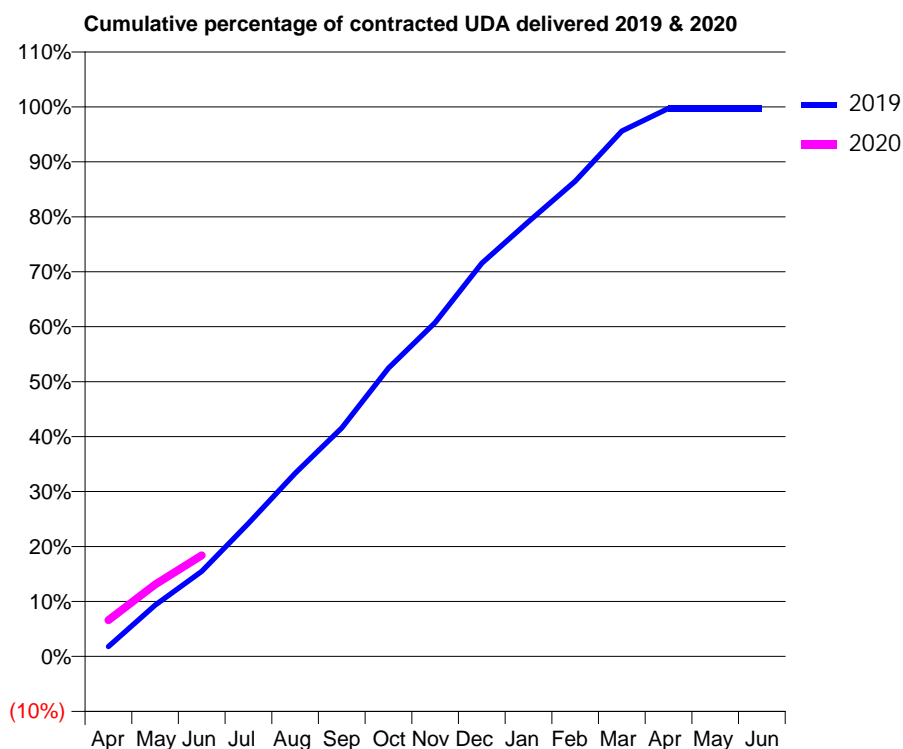
19/20 Contracted general activity (UDA)	8,445
Carry forward general activity (UDA)	0
19/20 Contracted orthodontic activity (UOA)	0
Carry forward orthodontic activity (UOA)	0
Baseline contract value	£218,432.48

ACCESS*

Patients seen in 24 months	Total	Change since previous quarter
Quarter ending June 2018	2,608	
Quarter ending September 2018	2,637	→
Quarter ending December 2018	2,640	→
Quarter ending March 2019	2,611	↓
Quarter ending June 2019	2,566	↓
Variance since June 2018	(1.6%)	↓



ACTIVITY



Month	2019	2020
April	151	557
May	789	1,106
June	1,306	1,553
July	2,047	
August	2,816	
September	3,511	
October	4,431	
November	5,130	
December	6,040	
January	6,683	
February	7,303	
March	8,074	
April	8,422	
May	8,421	
June	8,421	

QUALITY

	Quantity	Base Number	Contract	AT	Region	England
% of FP17s for the same patient ID Re-attending within 3 months - Children	16	119	13.4%	9.2%	10.6%	11.4%
% of FP17s for the same patient ID Re-attending within 3 months - Adults	173	893	19.4%	13.8%	15.2%	15.4%
% of FP17s for the same patient ID Re-attending between 3 & 9 months - Children	63	119	52.9%	62.6%	62.3%	59.8%
% of FP17s for the same patient ID Re-attending between 3 & 9 months - Adults	561	893	62.8%	53.4%	53.3%	52.1%
% of FP17s for Band 1 Urgent Courses	136	817	16.6%	10.1%	9.7%	9.2%
% of FP17s Relating to Free Repair or Replacements	11	817	1.3%	0.6%	0.6%	0.7%
% of FP17s Relating to Continuations	23	817	2.8%	0.9%	0.8%	0.8%
% of Patients satisfied with the dentistry they have received	1	1	N/A	93.2%	93.4%	93.4%
% of Patients satisfied with the time they had to wait for an appointment	1	1	N/A	85.6%	86.8%	87.6%

* This is based on patients treated on this contract for their most recent course of treatment. Figures in italics indicate the base number of FP17s or Patient Questionnaire responses are less than 100. N/A is shown where the base number of responses is less than 10 during the period. % is calculated as Quantity/Base number*100

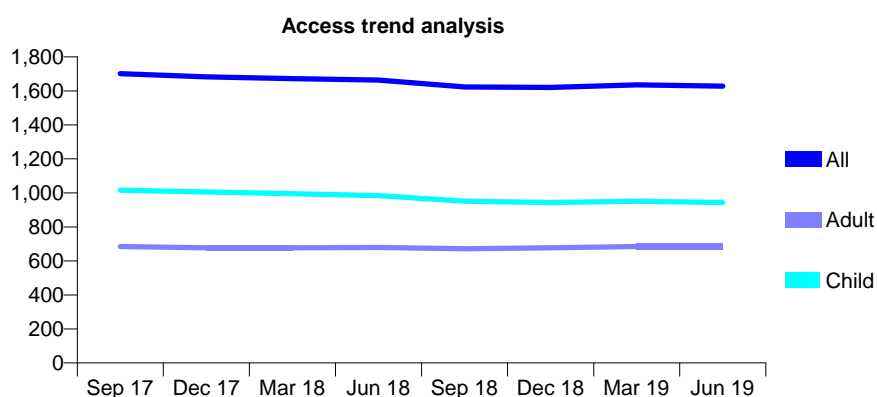
Q70 - Vital Signs At a Glance Contract Report for 573566/0002 - June 2019

Name or company name	Sandown Dental Practice
Contract type name	GDS Contract
Purpose of contract	General
Contract start date	04/01/2010
Contract end date	

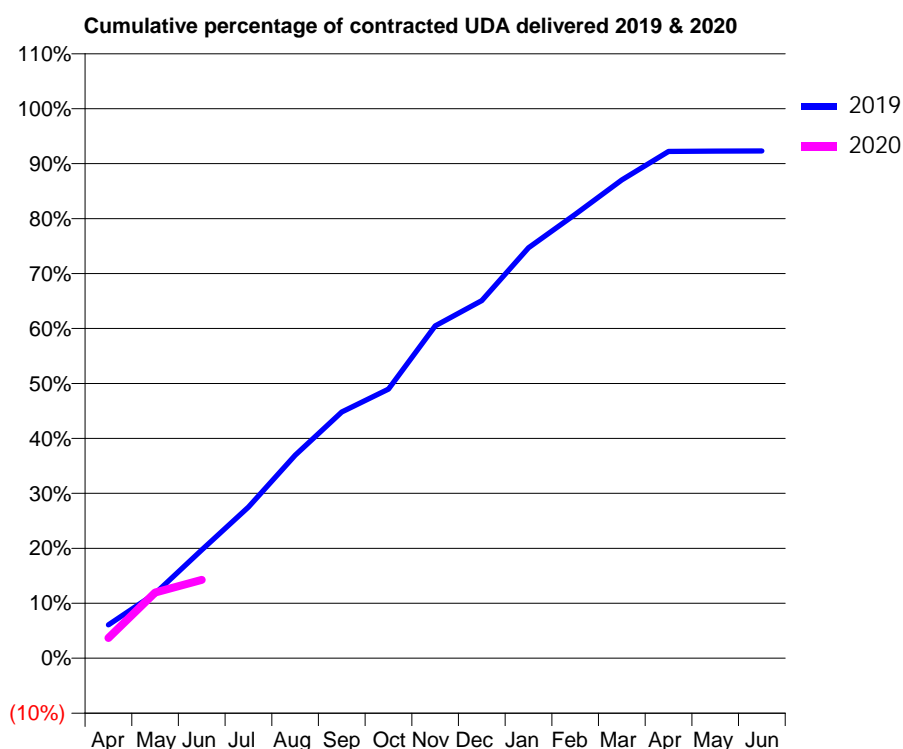
19/20 Contracted general activity (UDA)	3,506
Carry forward general activity (UDA)	0
19/20 Contracted orthodontic activity (UOA)	0
Carry forward orthodontic activity (UOA)	0
Baseline contract value	£85,624.93

ACCESS*

Patients seen in 24 months	Total	Change since previous quarter
Quarter ending June 2018	1,663	
Quarter ending September 2018	1,623	↓
Quarter ending December 2018	1,620	→
Quarter ending March 2019	1,636	→
Quarter ending June 2019	1,628	→
Variance since June 2018	(2.1%)	↓



ACTIVITY



Month	2019	2020
April	213	130
May	413	419
June	690	500
July	964	
August	1,295	
September	1,571	
October	1,717	
November	2,119	
December	2,281	
January	2,618	
February	2,832	
March	3,052	
April	3,232	
May	3,235	
June	3,236	

QUALITY

	Quantity	Base Number	Contract	AT	Region	England
% of FP17s for the same patient ID Re-attending within 3 months - Children	30	335	9.0%	9.2%	10.6%	11.4%
% of FP17s for the same patient ID Re-attending within 3 months - Adults	13	146	8.9%	13.8%	15.2%	15.4%
% of FP17s for the same patient ID Re-attending between 3 & 9 months - Children	224	335	66.9%	62.6%	62.3%	59.8%
% of FP17s for the same patient ID Re-attending between 3 & 9 months - Adults	73	146	50.0%	53.4%	53.3%	52.1%
% of FP17s for Band 1 Urgent Courses	14	365	3.8%	10.1%	9.7%	9.2%
% of FP17s Relating to Free Repair or Replacements	0	365	0.0%	0.6%	0.6%	0.7%
% of FP17s Relating to Continuations	0	365	0.0%	0.9%	0.8%	0.8%
% of Patients satisfied with the dentistry they have received	0	0	N/A	93.2%	93.4%	93.4%
% of Patients satisfied with the time they had to wait for an appointment	0	0	N/A	85.6%	86.8%	87.6%

* This is based on patients treated on this contract for their most recent course of treatment.

Figures in italics indicate the base number of FP17s or Patient Questionnaire responses are less than 100. N/A is shown where the base number of responses is less than 10 during the period. % is calculated as Quantity/Base number*100

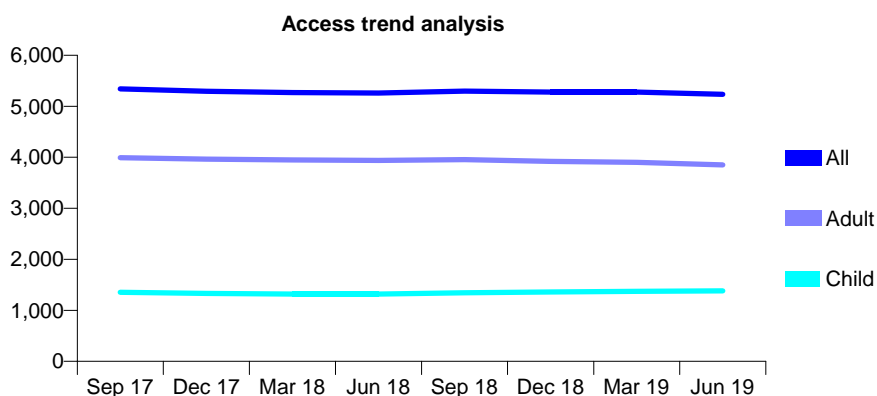
Q70 - Vital Signs At a Glance Contract Report for 574074/0001 - June 2019

Name or company name	Mr N Jones
Contract type name	GDS Contract
Purpose of contract	General and Orthodontic
Contract start date	01/04/2006
Contract end date	

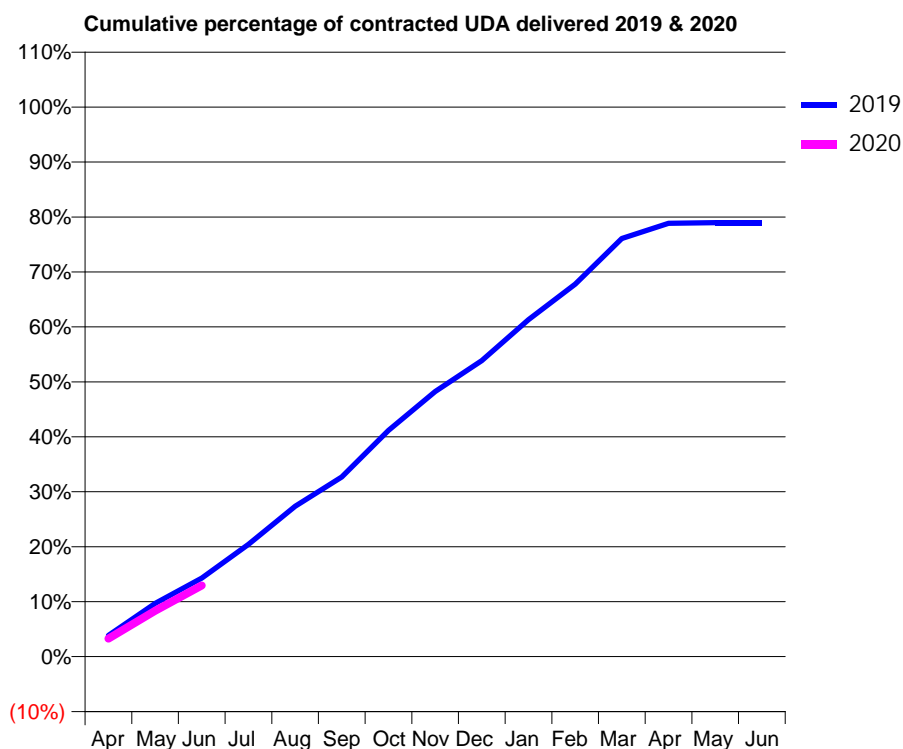
19/20 Contracted general activity (UDA)	13,816
Carry forward general activity (UDA)	0
19/20 Contracted orthodontic activity (UOA)	500
Carry forward orthodontic activity (UOA)	0
Baseline contract value	£447,841.44

ACCESS*

Patients seen in 24 months	Total	Change since previous quarter
Quarter ending June 2018	5,259	
Quarter ending September 2018	5,298	→
Quarter ending December 2018	5,281	→
Quarter ending March 2019	5,276	→
Quarter ending June 2019	5,234	→
Variance since June 2018	(0.5%)	→



ACTIVITY



Month	Adjusted Scheduled Activity (UDA)	
	2019	2020
April	536	455
May	1,338	1,152
June	1,974	1,787
July	2,823	
August	3,782	
September	4,516	
October	5,689	
November	6,664	
December	7,441	
January	8,470	
February	9,365	
March	10,513	
April	10,895	
May	10,910	
June	10,910	

QUALITY

	Quantity	Base Number	Contract	AT	Region	England
% of FP17s for the same patient ID Re-attending within 3 months - Children	40	429	9.3%	9.2%	10.6%	11.4%
% of FP17s for the same patient ID Re-attending within 3 months - Adults	158	1,217	13.0%	13.8%	15.2%	15.4%
% of FP17s for the same patient ID Re-attending between 3 & 9 months - Children	229	429	53.4%	62.6%	62.3%	59.8%
% of FP17s for the same patient ID Re-attending between 3 & 9 months - Adults	680	1,217	55.9%	53.4%	53.3%	52.1%
% of FP17s for Band 1 Urgent Courses	36	972	3.7%	10.1%	9.7%	9.2%
% of FP17s Relating to Free Repair or Replacements	14	972	1.4%	0.6%	0.6%	0.7%
% of FP17s Relating to Continuations	17	972	1.7%	0.9%	0.8%	0.8%
% of Patients satisfied with the dentistry they have received	3	3	N/A	93.2%	93.4%	93.4%
% of Patients satisfied with the time they had to wait for an appointment	3	3	N/A	85.6%	86.8%	87.6%

* This is based on patients treated on this contract for their most recent course of treatment. Figures in italics indicate the base number of FP17s or Patient Questionnaire responses are less than 100. N/A is shown where the base number of responses is less than 10 during the period. % is calculated as Quantity/Base number*100

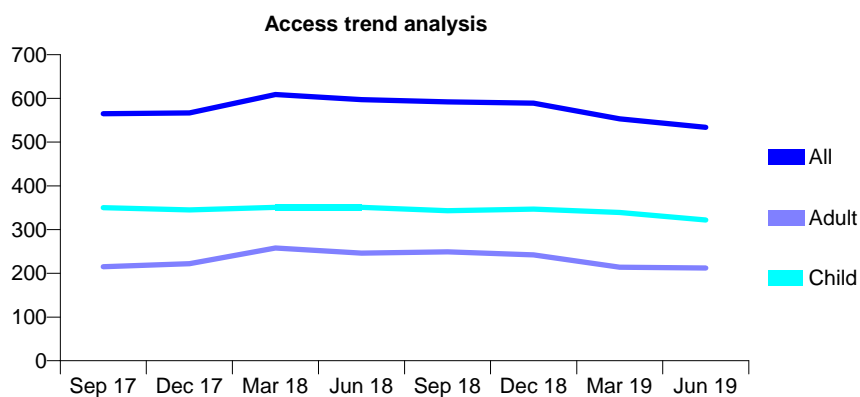
Q70 - Vital Signs At a Glance Contract Report for 574937/0001 - June 2019

Name or company name	Teeth-on-the-Heath
Contract type name	GDS Contract
Purpose of contract	General
Contract start date	01/04/2006
Contract end date	

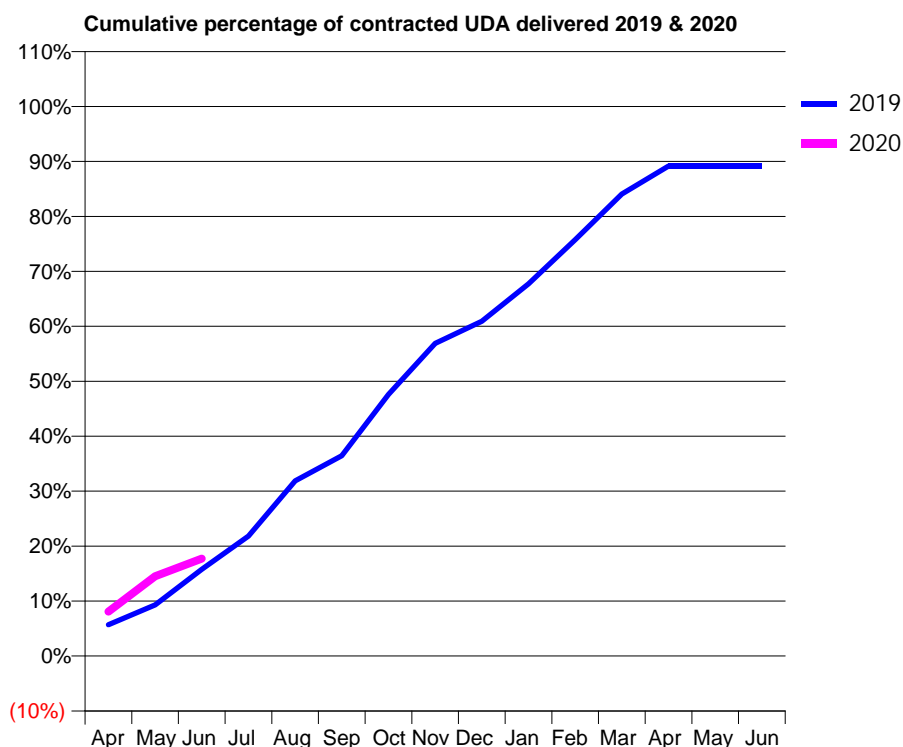
19/20 Contracted general activity (UDA)	1,331
Carry forward general activity (UDA)	0
19/20 Contracted orthodontic activity (UOA)	0
Carry forward orthodontic activity (UOA)	0
Baseline contract value	£37,204.30

ACCESS*

Patients seen in 24 months	Total	Change since previous quarter
Quarter ending June 2018	597	
Quarter ending September 2018	592	→
Quarter ending December 2018	589	→
Quarter ending March 2019	553	↓
Quarter ending June 2019	534	↓
Variance since June 2018	(10.6%)	↓



ACTIVITY



Month	Adjusted Scheduled Activity (UDA)	
	2019	2020
April	76	108
May	124	193
June	210	236
July	291	
August	424	
September	485	
October	634	
November	757	
December	811	
January	901	
February	1,008	
March	1,119	
April	1,187	
May	1,187	
June	1,187	

QUALITY

	Quantity	Base Number	Contract	AT	Region	England
% of FP17s for the same patient ID Re-attending within 3 months - Children	12	141	8.5%	9.2%	10.6%	11.4%
% of FP17s for the same patient ID Re-attending within 3 months - Adults	7	57	12.3%	13.8%	15.2%	15.4%
% of FP17s for the same patient ID Re-attending between 3 & 9 months - Children	96	141	68.1%	62.6%	62.3%	59.8%
% of FP17s for the same patient ID Re-attending between 3 & 9 months - Adults	25	57	43.9%	53.4%	53.3%	52.1%
% of FP17s for Band 1 Urgent Courses	15	156	9.6%	10.1%	9.7%	9.2%
% of FP17s Relating to Free Repair or Replacements	0	156	0.0%	0.6%	0.6%	0.7%
% of FP17s Relating to Continuations	0	156	0.0%	0.9%	0.8%	0.8%
% of Patients satisfied with the dentistry they have received	0	0	N/A	93.2%	93.4%	93.4%
% of Patients satisfied with the time they had to wait for an appointment	0	0	N/A	85.6%	86.8%	87.6%

* This is based on patients treated on this contract for their most recent course of treatment. Figures in italics indicate the base number of FP17s or Patient Questionnaire responses are less than 100. N/A is shown where the base number of responses is less than 10 during the period. % is calculated as Quantity/Base number*100

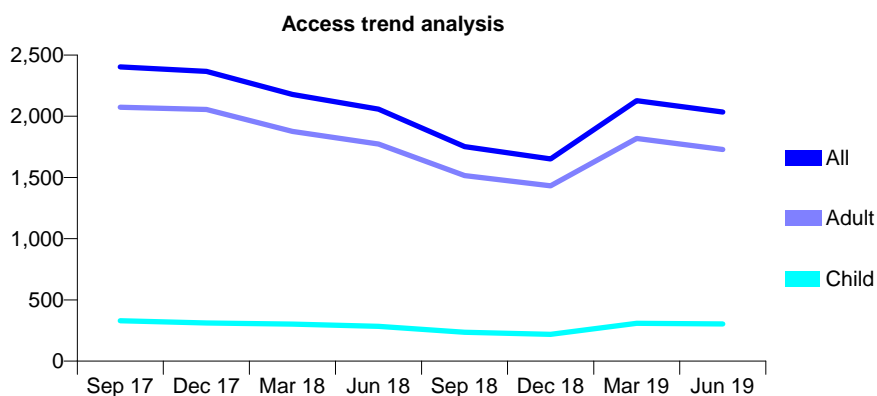
Q70 - Vital Signs At a Glance Contract Report for 626228/0001 - June 2019

Name or company name	CP Dental
Contract type name	GDS Contract
Purpose of contract	General
Contract start date	01/04/2006
Contract end date	

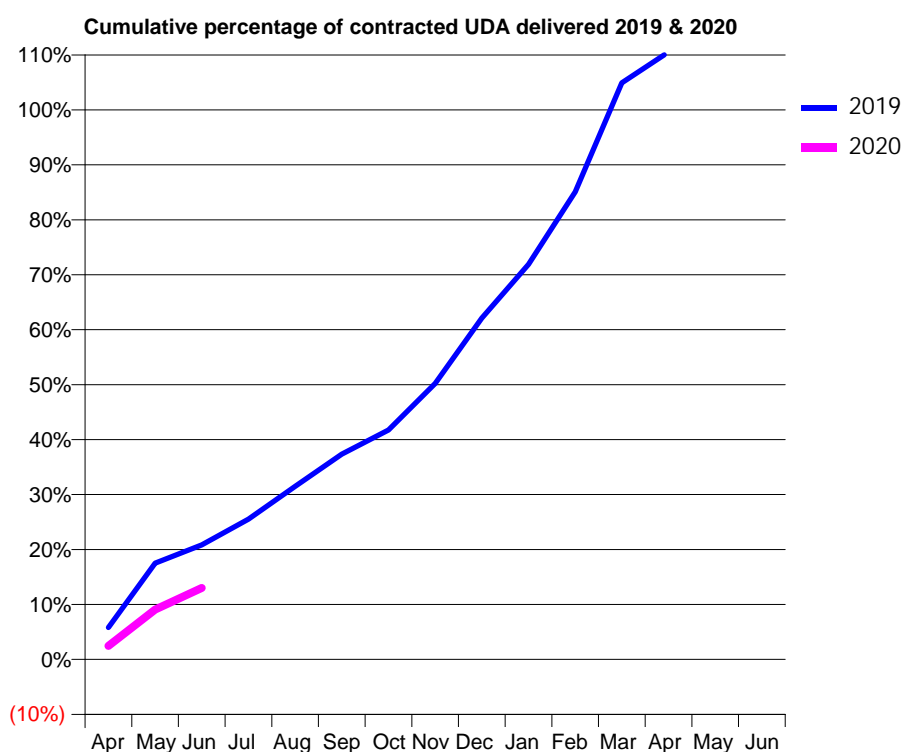
19/20 Contracted general activity (UDA)	7,275
Carry forward general activity (UDA)	0
19/20 Contracted orthodontic activity (UOA)	0
Carry forward orthodontic activity (UOA)	0
Baseline contract value	£177,292.73

ACCESS*

Patients seen in 24 months	Total	Change since previous quarter
Quarter ending June 2018	2,058	
Quarter ending September 2018	1,752	↓
Quarter ending December 2018	1,652	↓
Quarter ending March 2019	2,128	↑
Quarter ending June 2019	2,034	↓
Variance since June 2018	(1.2%)	↓



ACTIVITY



Month	2019	2020
April	423	179
May	1,274	659
June	1,516	946
July	1,857	
August	2,291	
September	2,718	
October	3,038	
November	3,654	
December	4,518	
January	5,230	
February	6,189	
March	7,633	
April	8,040	
May	8,041	
June	8,041	

QUALITY

	Quantity	Base Number	Contract	AT	Region	England
% of FP17s for the same patient ID Re-attending within 3 months - Children	3	77	3.9%	9.2%	10.6%	11.4%
% of FP17s for the same patient ID Re-attending within 3 months - Adults	81	573	14.1%	13.8%	15.2%	15.4%
% of FP17s for the same patient ID Re-attending between 3 & 9 months - Children	40	77	51.9%	62.6%	62.3%	59.8%
% of FP17s for the same patient ID Re-attending between 3 & 9 months - Adults	327	573	57.1%	53.4%	53.3%	52.1%
% of FP17s for Band 1 Urgent Courses	30	510	5.9%	10.1%	9.7%	9.2%
% of FP17s Relating to Free Repair or Replacements	17	510	3.3%	0.6%	0.6%	0.7%
% of FP17s Relating to Continuations	0	510	0.0%	0.9%	0.8%	0.8%
% of Patients satisfied with the dentistry they have received	2	2	N/A	93.2%	93.4%	93.4%
% of Patients satisfied with the time they had to wait for an appointment	1	2	N/A	85.6%	86.8%	87.6%

* This is based on patients treated on this contract for their most recent course of treatment. Figures in italics indicate the base number of FP17s or Patient Questionnaire responses are less than 100. N/A is shown where the base number of responses is less than 10 during the period. % is calculated as Quantity/Base number*100

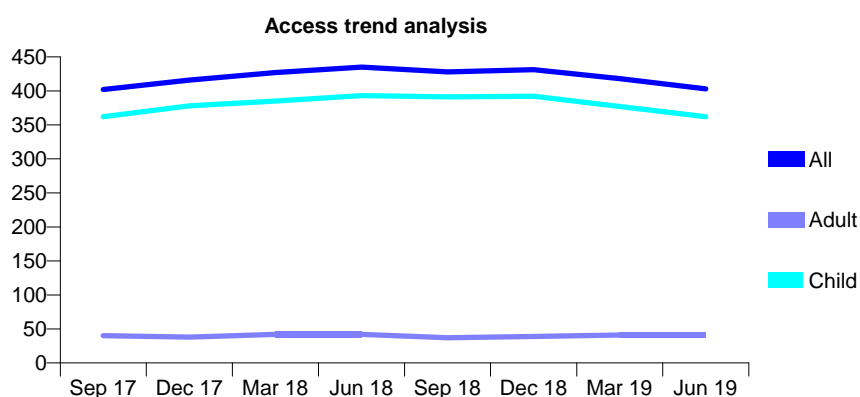
Q70 - Vital Signs At a Glance Contract Report for 635901/0001 - June 2019

Name or company name	Oakley Road Dental Practice
Contract type name	GDS Contract
Purpose of contract	General
Contract start date	01/04/2006
Contract end date	

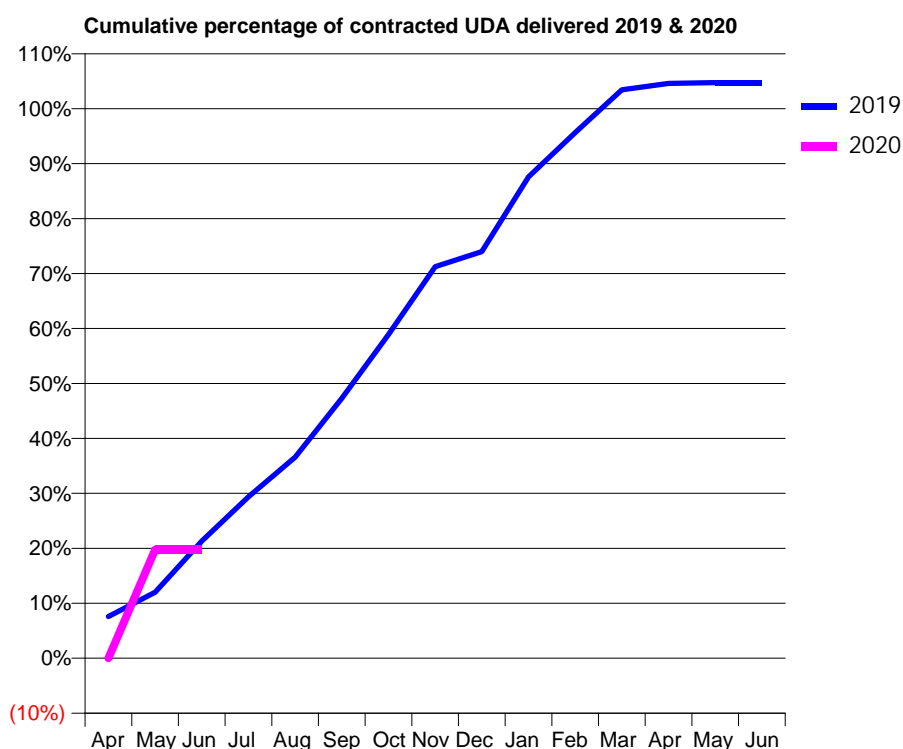
19/20 Contracted general activity (UDA)	700
Carry forward general activity (UDA)	0
19/20 Contracted orthodontic activity (UOA)	0
Carry forward orthodontic activity (UOA)	0
Baseline contract value	£16,503.89

ACCESS*

Patients seen in 24 months	Total	Change since previous quarter
Quarter ending June 2018	435	
Quarter ending September 2018	428	↓
Quarter ending December 2018	431	→
Quarter ending March 2019	418	↓
Quarter ending June 2019	403	↓
Variance since June 2018	(7.4%)	↓



ACTIVITY



Adjusted Scheduled Activity (UDA)		
Month	2019	2020
April	53	0
May	84	138
June	149	138
July	206	
August	256	
September	331	
October	412	
November	499	
December	518	
January	613	
February	670	
March	724	
April	732	
May	733	
June	733	

QUALITY

	Quantity	Base Number	Contract	AT	Region	England
% of FP17s for the same patient ID Re-attending within 3 months - Children	6	127	4.7%	9.2%	10.6%	11.4%
% of FP17s for the same patient ID Re-attending within 3 months - Adults	0	0	N/A	13.8%	15.2%	15.4%
% of FP17s for the same patient ID Re-attending between 3 & 9 months - Children	94	127	74.0%	62.6%	62.3%	59.8%
% of FP17s for the same patient ID Re-attending between 3 & 9 months - Adults	0	0	N/A	53.4%	53.3%	52.1%
% of FP17s for Band 1 Urgent Courses	2	117	1.7%	10.1%	9.7%	9.2%
% of FP17s Relating to Free Repair or Replacements	0	117	0.0%	0.6%	0.6%	0.7%
% of FP17s Relating to Continuations	0	117	0.0%	0.9%	0.8%	0.8%
% of Patients satisfied with the dentistry they have received	0	0	N/A	93.2%	93.4%	93.4%
% of Patients satisfied with the time they had to wait for an appointment	0	0	N/A	85.6%	86.8%	87.6%

* This is based on patients treated on this contract for their most recent course of treatment.

Figures in italics indicate the base number of FP17s or Patient Questionnaire responses are less than 100. N/A is shown where the base number of responses is less than 10 during the period. % is calculated as Quantity/Base number*100

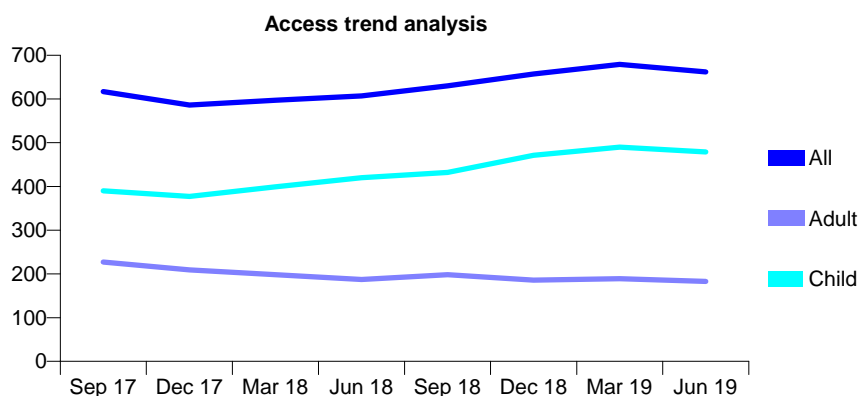
Q70 - Vital Signs At a Glance Contract Report for 636150/0001 - June 2019

Name or company name	MR JF KAVANAGH
Contract type name	GDS Contract
Purpose of contract	General
Contract start date	01/04/2006
Contract end date	

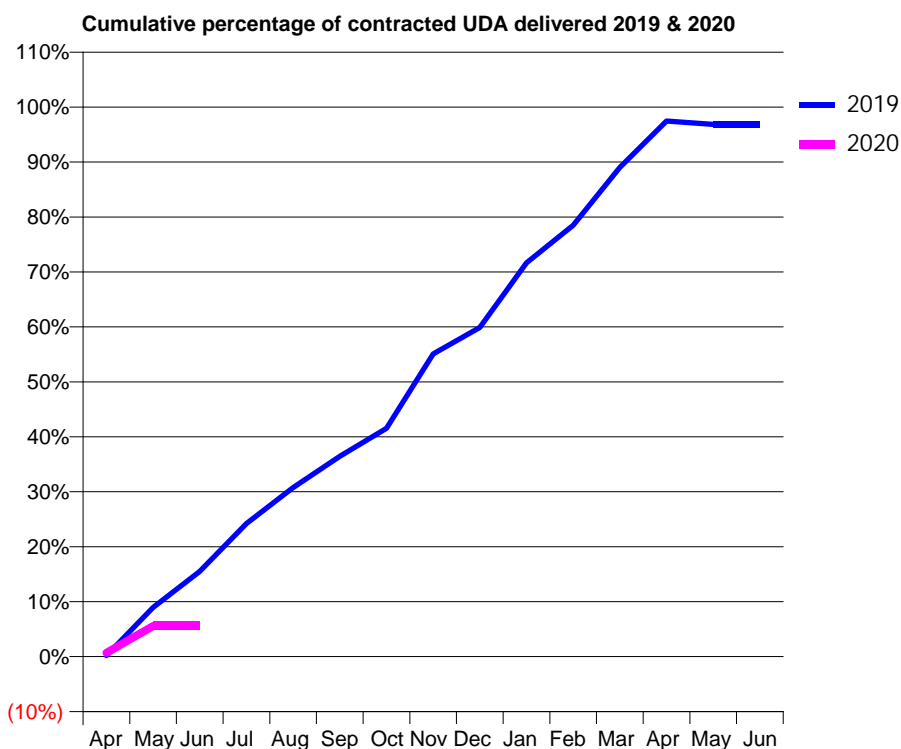
19/20 Contracted general activity (UDA)	1,160
Carry forward general activity (UDA)	0
19/20 Contracted orthodontic activity (UOA)	0
Carry forward orthodontic activity (UOA)	0
Baseline contract value	£25,620.46

ACCESS*

Patients seen in 24 months	Total	Change since previous quarter
Quarter ending June 2018	607	
Quarter ending September 2018	630	↑
Quarter ending December 2018	657	↑
Quarter ending March 2019	679	↑
Quarter ending June 2019	662	↓
Variance since June 2018	9.1%	↑



ACTIVITY



Month	Adjusted Scheduled Activity (UDA)	
	2019	2020
April	2	8
May	104	65
June	180	65
July	281	
August	357	
September	423	
October	482	
November	639	
December	695	
January	831	
February	910	
March	1,032	
April	1,130	
May	1,123	
June	1,123	

QUALITY

	Quantity	Base Number	Contract	AT	Region	England
% of FP17s for the same patient ID Re-attending within 3 months - Children	16	100	16.0%	9.2%	10.6%	11.4%
% of FP17s for the same patient ID Re-attending within 3 months - Adults	2	16	12.5%	13.8%	15.2%	15.4%
% of FP17s for the same patient ID Re-attending between 3 & 9 months - Children	50	100	50.0%	62.6%	62.3%	59.8%
% of FP17s for the same patient ID Re-attending between 3 & 9 months - Adults	10	16	62.5%	53.4%	53.3%	52.1%
% of FP17s for Band 1 Urgent Courses	0	51	0.0%	10.1%	9.7%	9.2%
% of FP17s Relating to Free Repair or Replacements	0	51	0.0%	0.6%	0.6%	0.7%
% of FP17s Relating to Continuations	0	51	0.0%	0.9%	0.8%	0.8%
% of Patients satisfied with the dentistry they have received	0	0	N/A	93.2%	93.4%	93.4%
% of Patients satisfied with the time they had to wait for an appointment	0	0	N/A	85.6%	86.8%	87.6%

* This is based on patients treated on this contract for their most recent course of treatment. Figures in italics indicate the base number of FP17s or Patient Questionnaire responses are less than 100. N/A is shown where the base number of responses is less than 10 during the period. % is calculated as Quantity/Base number*100

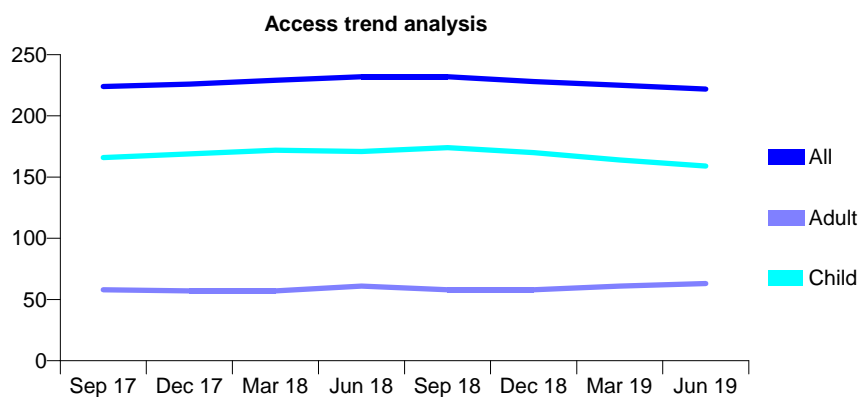
Q70 - Vital Signs At a Glance Contract Report for 643106/0001 - June 2019

Name or company name	MR AR PRYNNE
Contract type name	GDS Contract
Purpose of contract	General
Contract start date	01/04/2006
Contract end date	

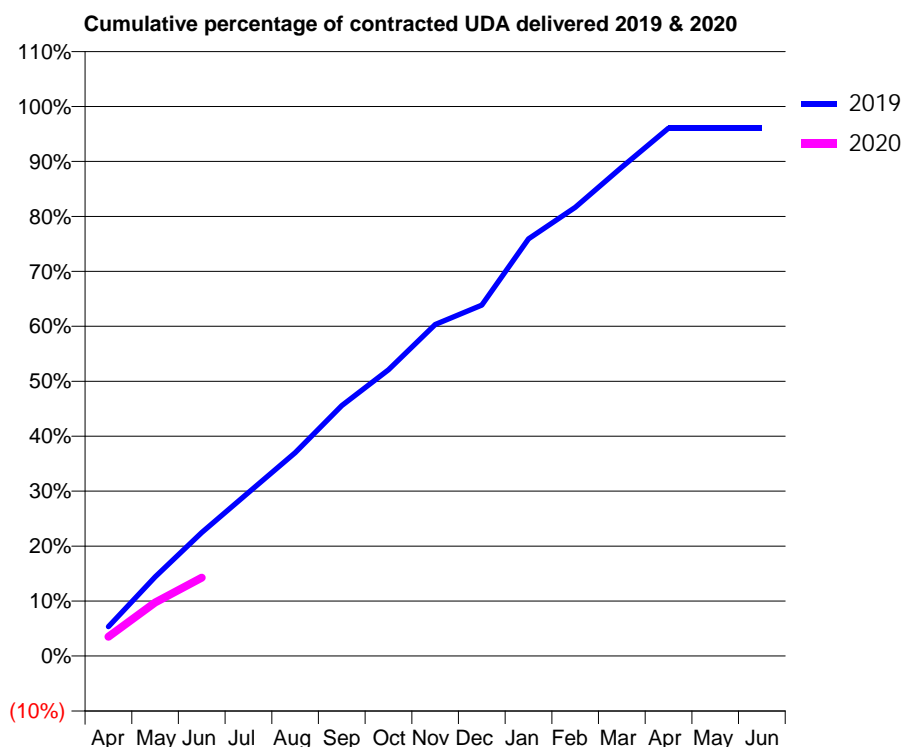
19/20 Contracted general activity (UDA)	400
Carry forward general activity (UDA)	0
19/20 Contracted orthodontic activity (UOA)	0
Carry forward orthodontic activity (UOA)	0
Baseline contract value	£10,435.02

ACCESS*

Patients seen in 24 months	Total	Change since previous quarter
Quarter ending June 2018	232	
Quarter ending September 2018	232	→
Quarter ending December 2018	228	↓
Quarter ending March 2019	225	↓
Quarter ending June 2019	222	↓
Variance since June 2018	(4.3%)	↓



ACTIVITY



Month	Adjusted Scheduled Activity (UDA)	
	2019	2020
April	21	14
May	58	39
June	90	57
July	119	
August	148	
September	182	
October	208	
November	241	
December	255	
January	304	
February	327	
March	356	
April	384	
May	384	
June	384	

QUALITY

	Quantity	Base Number	Contract	AT	Region	England
% of FP17s for the same patient ID Re-attending within 3 months - Children	5	52	9.6%	9.2%	10.6%	11.4%
% of FP17s for the same patient ID Re-attending within 3 months - Adults	1	9	11.1%	13.8%	15.2%	15.4%
% of FP17s for the same patient ID Re-attending between 3 & 9 months - Children	34	52	65.4%	62.6%	62.3%	59.8%
% of FP17s for the same patient ID Re-attending between 3 & 9 months - Adults	1	9	11.1%	53.4%	53.3%	52.1%
% of FP17s for Band 1 Urgent Courses	0	44	0.0%	10.1%	9.7%	9.2%
% of FP17s Relating to Free Repair or Replacements	0	44	0.0%	0.6%	0.6%	0.7%
% of FP17s Relating to Continuations	2	44	4.5%	0.9%	0.8%	0.8%
% of Patients satisfied with the dentistry they have received	0	0	N/A	93.2%	93.4%	93.4%
% of Patients satisfied with the time they had to wait for an appointment	0	0	N/A	85.6%	86.8%	87.6%

* This is based on patients treated on this contract for their most recent course of treatment. Figures in italics indicate the base number of FP17s or Patient Questionnaire responses are less than 100. N/A is shown where the base number of responses is less than 10 during the period. % is calculated as Quantity/Base number*100

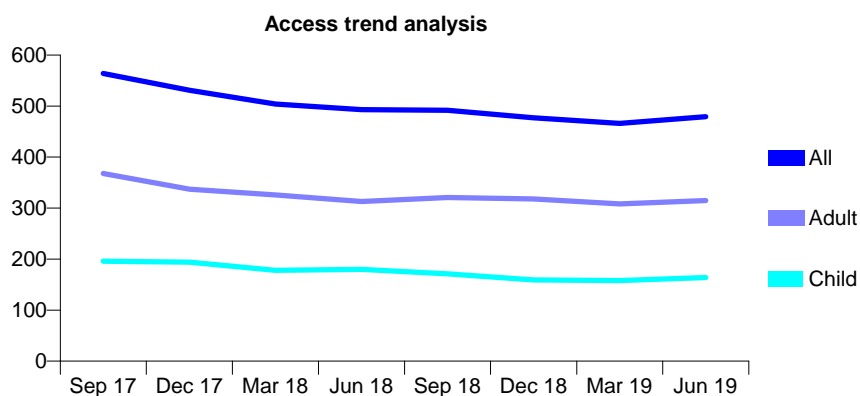
Q70 - Vital Signs At a Glance Contract Report for 648353/0001 - June 2019

Name or company name	MR MR RICHARDS
Contract type name	GDS Contract
Purpose of contract	General
Contract start date	01/04/2006
Contract end date	

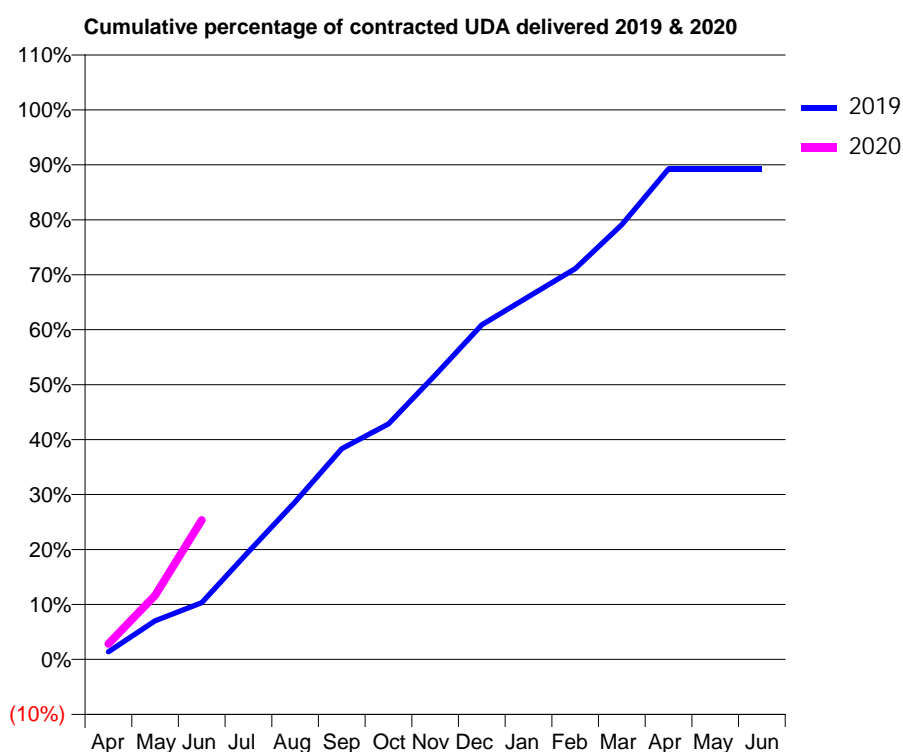
19/20 Contracted general activity (UDA)	1,650
Carry forward general activity (UDA)	0
19/20 Contracted orthodontic activity (UOA)	0
Carry forward orthodontic activity (UOA)	0
Baseline contract value	£41,774.04

ACCESS*

Patients seen in 24 months	Total	Change since previous quarter
Quarter ending June 2018	493	
Quarter ending September 2018	492	→
Quarter ending December 2018	477	↓
Quarter ending March 2019	466	↓
Quarter ending June 2019	479	↑
Variance since June 2018	(2.8%)	↓



ACTIVITY



Month	2019	2020
April	28	47
May	141	192
June	206	418
July	392	
August	573	
September	767	
October	857	
November	1,035	
December	1,218	
January	1,320	
February	1,422	
March	1,583	
April	1,785	
May	1,785	
June	1,785	

QUALITY

	Quantity	Base Number	Contract	AT	Region	England
% of FP17s for the same patient ID Re-attending within 3 months - Children	0	62	0.0%	9.2%	10.6%	11.4%
% of FP17s for the same patient ID Re-attending within 3 months - Adults	8	107	7.5%	13.8%	15.2%	15.4%
% of FP17s for the same patient ID Re-attending between 3 & 9 months - Children	27	62	43.5%	62.6%	62.3%	59.8%
% of FP17s for the same patient ID Re-attending between 3 & 9 months - Adults	45	107	42.1%	53.4%	53.3%	52.1%
% of FP17s for Band 1 Urgent Courses	1	136	0.7%	10.1%	9.7%	9.2%
% of FP17s Relating to Free Repair or Replacements	0	136	0.0%	0.6%	0.6%	0.7%
% of FP17s Relating to Continuations	0	136	0.0%	0.9%	0.8%	0.8%
% of Patients satisfied with the dentistry they have received	0	0	N/A	93.2%	93.4%	93.4%
% of Patients satisfied with the time they had to wait for an appointment	0	0	N/A	85.6%	86.8%	87.6%

* This is based on patients treated on this contract for their most recent course of treatment. Figures in italics indicate the base number of FP17s or Patient Questionnaire responses are less than 100. N/A is shown where the base number of responses is less than 10 during the period. % is calculated as Quantity/Base number*100

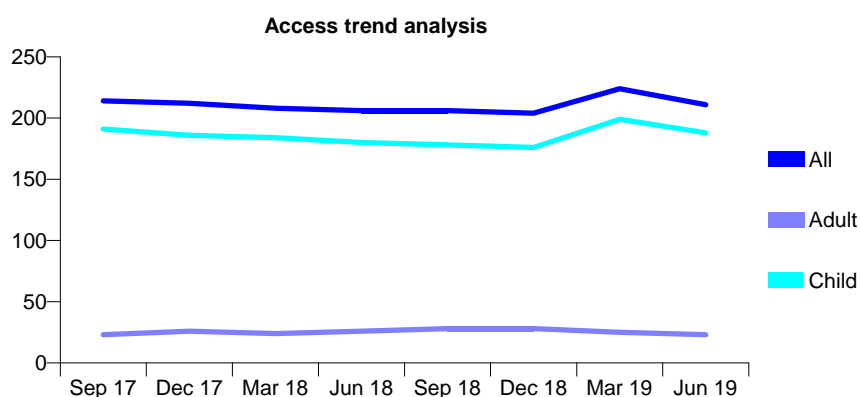
Q70 - Vital Signs At a Glance Contract Report for 648515/0002 - June 2019

Name or company name	MR GJ QUIGLEY
Contract type name	GDS Contract
Purpose of contract	General
Contract start date	21/04/2008
Contract end date	

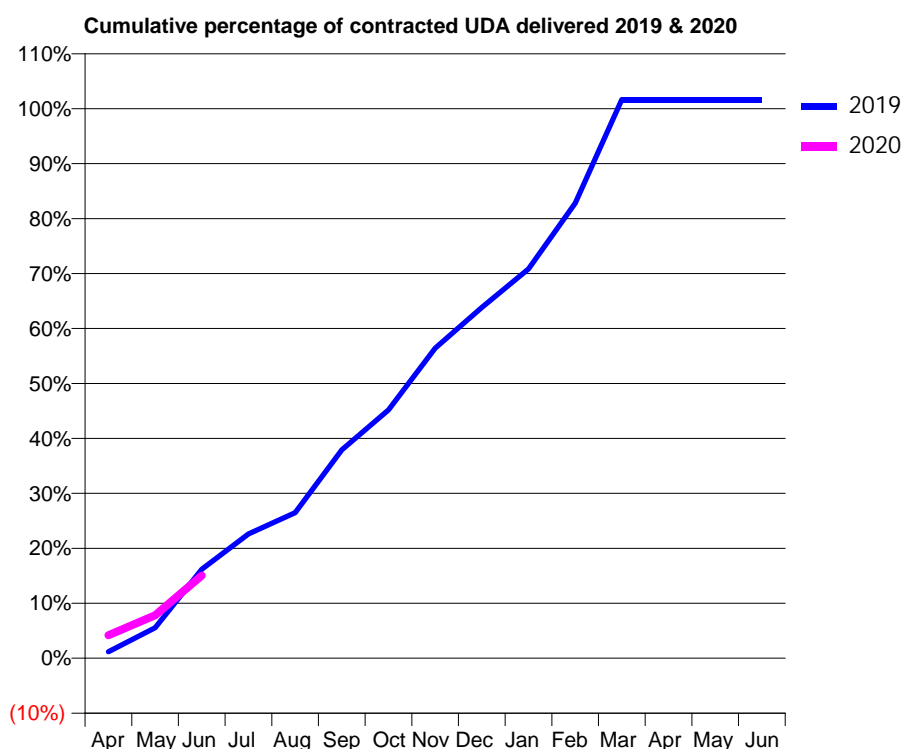
19/20 Contracted general activity (UDA)	527
Carry forward general activity (UDA)	0
19/20 Contracted orthodontic activity (UOA)	0
Carry forward orthodontic activity (UOA)	0
Baseline contract value	£12,678.21

ACCESS*

Patients seen in 24 months	Total	Change since previous quarter
Quarter ending June 2018	206	
Quarter ending September 2018	206	→
Quarter ending December 2018	204	→
Quarter ending March 2019	224	↑
Quarter ending June 2019	211	↓
Variance since June 2018	2.4%	↑



ACTIVITY



Month	2019	2020
April	6	22
May	29	41
June	85	79
July	119	
August	140	
September	200	
October	238	
November	297	
December	336	
January	373	
February	436	
March	536	
April	536	
May	536	
June	536	

QUALITY

	Quantity	Base Number	Contract	AT	Region	England
% of FP17s for the same patient ID Re-attending within 3 months - Children	2	59	3.4%	9.2%	10.6%	11.4%
% of FP17s for the same patient ID Re-attending within 3 months - Adults	0	0	N/A	13.8%	15.2%	15.4%
% of FP17s for the same patient ID Re-attending between 3 & 9 months - Children	48	59	81.4%	62.6%	62.3%	59.8%
% of FP17s for the same patient ID Re-attending between 3 & 9 months - Adults	0	0	N/A	53.4%	53.3%	52.1%
% of FP17s for Band 1 Urgent Courses	1	59	1.7%	10.1%	9.7%	9.2%
% of FP17s Relating to Free Repair or Replacements	0	59	0.0%	0.6%	0.6%	0.7%
% of FP17s Relating to Continuations	0	59	0.0%	0.9%	0.8%	0.8%
% of Patients satisfied with the dentistry they have received	1	1	N/A	93.2%	93.4%	93.4%
% of Patients satisfied with the time they had to wait for an appointment	1	1	N/A	85.6%	86.8%	87.6%

* This is based on patients treated on this contract for their most recent course of treatment.

Figures in italics indicate the base number of FP17s or Patient Questionnaire responses are less than 100. N/A is shown where the base number of responses is less than 10 during the period. % is calculated as Quantity/Base number*100

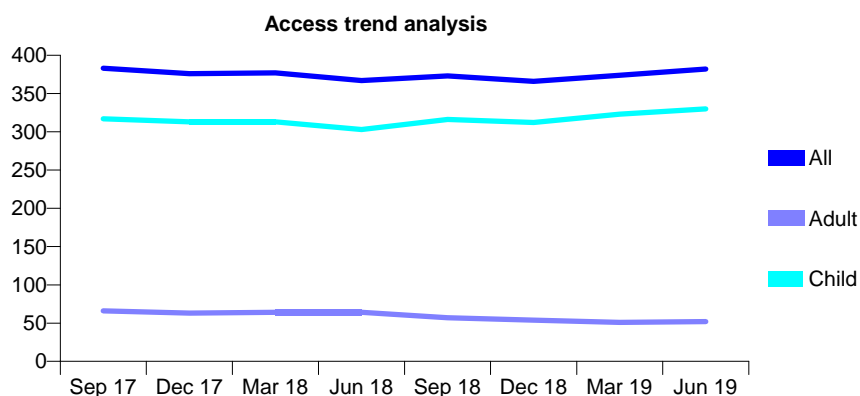
Q70 - Vital Signs At a Glance Contract Report for 649619/0001 - June 2019

Name or company name	Walford Mill Dental Care Ltd
Contract type name	GDS Contract
Purpose of contract	General
Contract start date	01/04/2006
Contract end date	

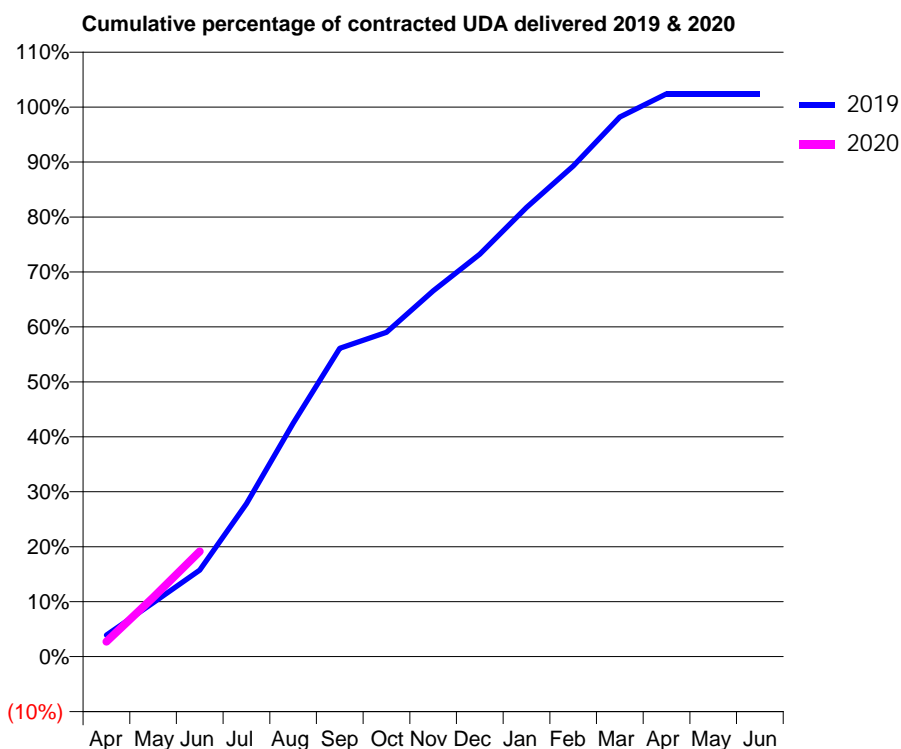
19/20 Contracted general activity (UDA)	662
Carry forward general activity (UDA)	0
19/20 Contracted orthodontic activity (UOA)	0
Carry forward orthodontic activity (UOA)	0
Baseline contract value	£17,114.25

ACCESS*

Patients seen in 24 months	Total	Change since previous quarter
Quarter ending June 2018	367	
Quarter ending September 2018	373	→
Quarter ending December 2018	366	↓
Quarter ending March 2019	374	↑
Quarter ending June 2019	382	↑
Variance since June 2018	4.1%	↑



ACTIVITY



Month	Adjusted Scheduled Activity (UDA)	
	2019	2020
April	26	18
May	65	71
June	104	127
July	184	
August	281	
September	371	
October	391	
November	441	
December	485	
January	541	
February	591	
March	650	
April	678	
May	678	
June	678	

QUALITY

	Quantity	Base Number	Contract	AT	Region	England
% of FP17s for the same patient ID Re-attending within 3 months - Children	7	103	6.8%	9.2%	10.6%	11.4%
% of FP17s for the same patient ID Re-attending within 3 months - Adults	0	6	0.0%	13.8%	15.2%	15.4%
% of FP17s for the same patient ID Re-attending between 3 & 9 months - Children	51	103	49.5%	62.6%	62.3%	59.8%
% of FP17s for the same patient ID Re-attending between 3 & 9 months - Adults	4	6	66.7%	53.4%	53.3%	52.1%
% of FP17s for Band 1 Urgent Courses	4	92	4.3%	10.1%	9.7%	9.2%
% of FP17s Relating to Free Repair or Replacements	0	92	0.0%	0.6%	0.6%	0.7%
% of FP17s Relating to Continuations	0	92	0.0%	0.9%	0.8%	0.8%
% of Patients satisfied with the dentistry they have received	0	0	N/A	93.2%	93.4%	93.4%
% of Patients satisfied with the time they had to wait for an appointment	0	0	N/A	85.6%	86.8%	87.6%

* This is based on patients treated on this contract for their most recent course of treatment. Figures in italics indicate the base number of FP17s or Patient Questionnaire responses are less than 100. N/A is shown where the base number of responses is less than 10 during the period. % is calculated as Quantity/Base number*100

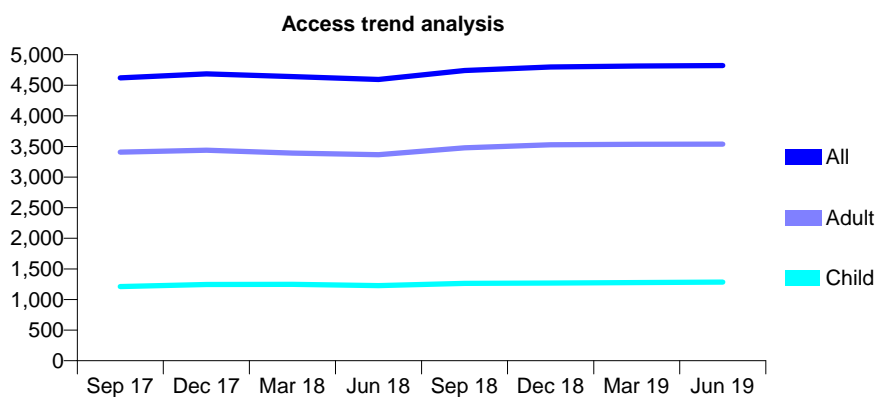
Q70 - Vital Signs At a Glance Contract Report for 650552/0001 - June 2019

Name or company name	Verne Dental Centre
Contract type name	GDS Contract
Purpose of contract	General
Contract start date	01/04/2006
Contract end date	

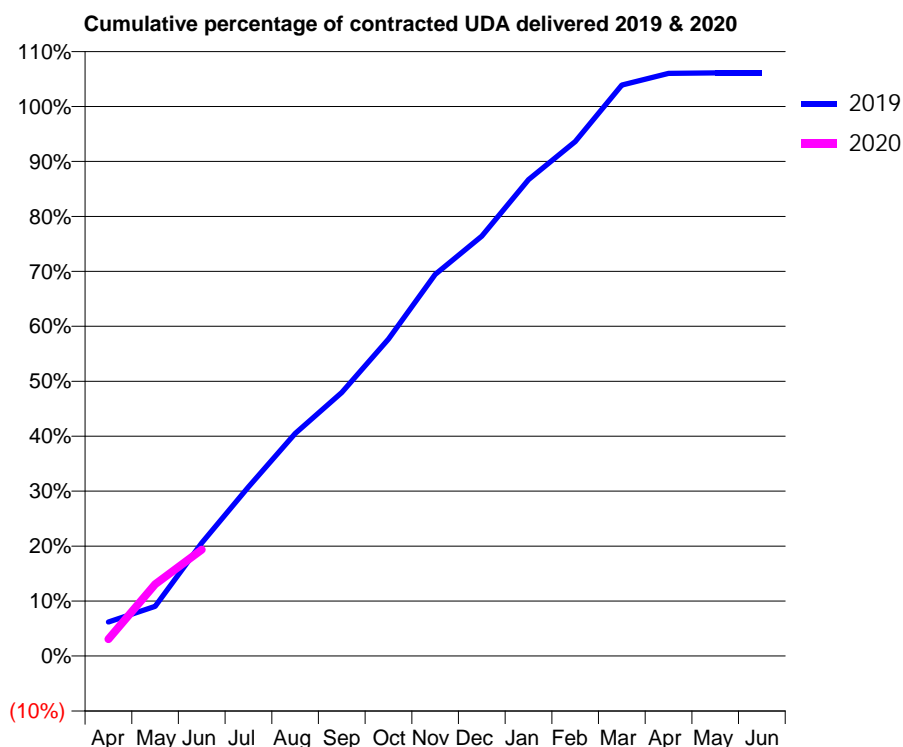
19/20 Contracted general activity (UDA)	11,069
Carry forward general activity (UDA)	0
19/20 Contracted orthodontic activity (UOA)	0
Carry forward orthodontic activity (UOA)	0
Baseline contract value	£301,704.16

ACCESS*

Patients seen in 24 months	Total	Change since previous quarter
Quarter ending June 2018	4,593	
Quarter ending September 2018	4,742	↑
Quarter ending December 2018	4,798	→
Quarter ending March 2019	4,814	→
Quarter ending June 2019	4,823	→
Variance since June 2018	5.0%	↑



ACTIVITY



Month	Adjusted Scheduled Activity (UDA)	
	2019	2020
April	687	339
May	1,000	1,447
June	2,277	2,143
July	3,406	
August	4,481	
September	5,307	
October	6,384	
November	7,686	
December	8,457	
January	9,594	
February	10,362	
March	11,502	
April	11,733	
May	11,745	
June	11,745	

QUALITY

	Quantity	Base Number	Contract	AT	Region	England
% of FP17s for the same patient ID Re-attending within 3 months - Children	28	402	7.0%	9.2%	10.6%	11.4%
% of FP17s for the same patient ID Re-attending within 3 months - Adults	153	1,066	14.4%	13.8%	15.2%	15.4%
% of FP17s for the same patient ID Re-attending between 3 & 9 months - Children	265	402	65.9%	62.6%	62.3%	59.8%
% of FP17s for the same patient ID Re-attending between 3 & 9 months - Adults	596	1,066	55.9%	53.4%	53.3%	52.1%
% of FP17s for Band 1 Urgent Courses	119	1,299	9.2%	10.1%	9.7%	9.2%
% of FP17s Relating to Free Repair or Replacements	8	1,299	0.6%	0.6%	0.6%	0.7%
% of FP17s Relating to Continuations	30	1,299	2.3%	0.9%	0.8%	0.8%
% of Patients satisfied with the dentistry they have received	4	4	N/A	93.2%	93.4%	93.4%
% of Patients satisfied with the time they had to wait for an appointment	4	4	N/A	85.6%	86.8%	87.6%

* This is based on patients treated on this contract for their most recent course of treatment. Figures in italics indicate the base number of FP17s or Patient Questionnaire responses are less than 100. N/A is shown where the base number of responses is less than 10 during the period. % is calculated as Quantity/Base number*100

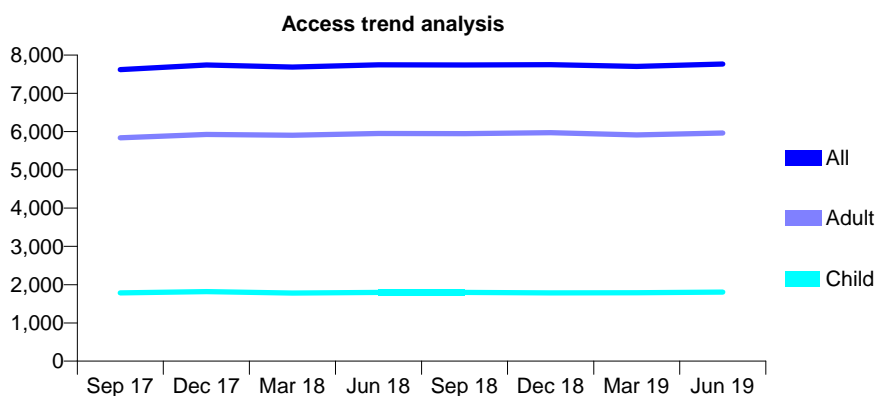
Q70 - Vital Signs At a Glance Contract Report for 651206/0001 - June 2019

Name or company name	MRS HC CADDICK
Contract type name	GDS Contract
Purpose of contract	General
Contract start date	01/04/2006
Contract end date	

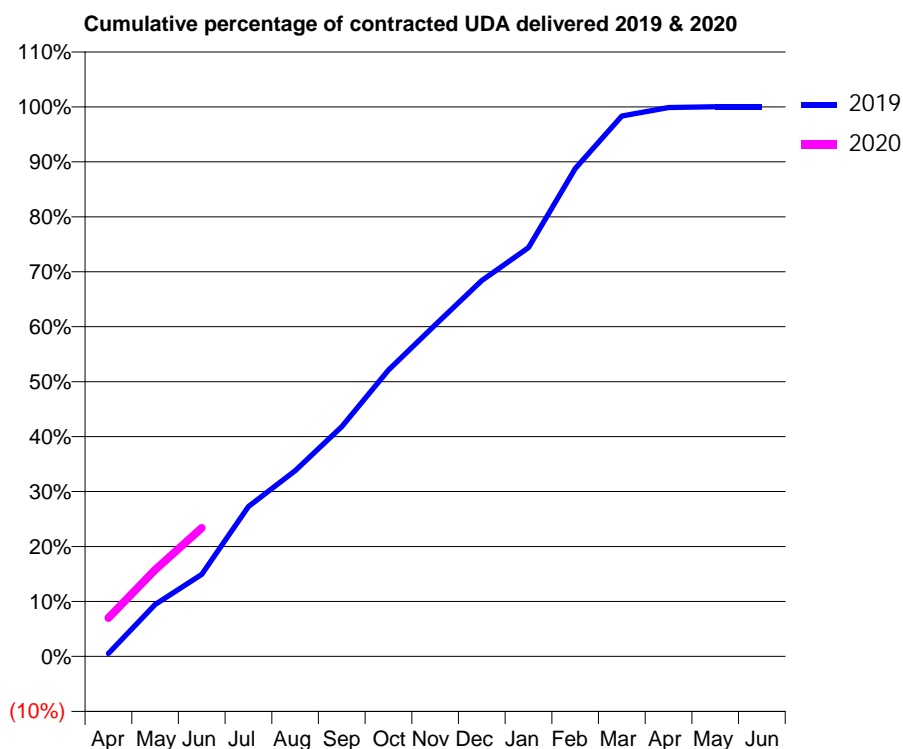
19/20 Contracted general activity (UDA)	23,601
Carry forward general activity (UDA)	0
19/20 Contracted orthodontic activity (UOA)	0
Carry forward orthodontic activity (UOA)	0
Baseline contract value	£679,142.24

ACCESS*

Patients seen in 24 months	Total	Change since previous quarter
Quarter ending June 2018	7,745	
Quarter ending September 2018	7,741	→
Quarter ending December 2018	7,751	→
Quarter ending March 2019	7,703	→
Quarter ending June 2019	7,765	→
Variance since June 2018	0.3%	→



ACTIVITY



Month	Adjusted Scheduled Activity (UDA)	
	2019	2020
April	130	1,654
May	2,228	3,719
June	3,526	5,517
July	6,441	
August	7,977	
September	9,864	
October	12,298	
November	14,232	
December	16,140	
January	17,558	
February	20,956	
March	23,204	
April	23,572	
May	23,602	
June	23,606	

QUALITY

	Quantity	Base Number	Contract	AT	Region	England
% of FP17s for the same patient ID Re-attending within 3 months - Children	37	660	5.6%	9.2%	10.6%	11.4%
% of FP17s for the same patient ID Re-attending within 3 months - Adults	243	2,031	12.0%	13.8%	15.2%	15.4%
% of FP17s for the same patient ID Re-attending between 3 & 9 months - Children	417	660	63.2%	62.6%	62.3%	59.8%
% of FP17s for the same patient ID Re-attending between 3 & 9 months - Adults	1,223	2,031	60.2%	53.4%	53.3%	52.1%
% of FP17s for Band 1 Urgent Courses	112	2,292	4.9%	10.1%	9.7%	9.2%
% of FP17s Relating to Free Repair or Replacements	31	2,292	1.4%	0.6%	0.6%	0.7%
% of FP17s Relating to Continuations	36	2,292	1.6%	0.9%	0.8%	0.8%
% of Patients satisfied with the dentistry they have received	8	8	N/A	93.2%	93.4%	93.4%
% of Patients satisfied with the time they had to wait for an appointment	6	8	N/A	85.6%	86.8%	87.6%

* This is based on patients treated on this contract for their most recent course of treatment. Figures in italics indicate the base number of FP17s or Patient Questionnaire responses are less than 100. N/A is shown where the base number of responses is less than 10 during the period. % is calculated as Quantity/Base number*100

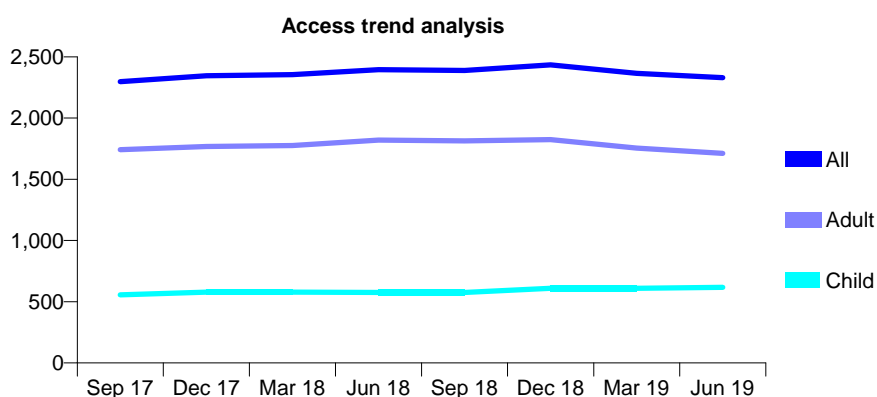
Q70 - Vital Signs At a Glance Contract Report for 657662/0001 - June 2019

Name or company name	MR AJ SHEEHAN
Contract type name	GDS Contract
Purpose of contract	General
Contract start date	01/04/2006
Contract end date	

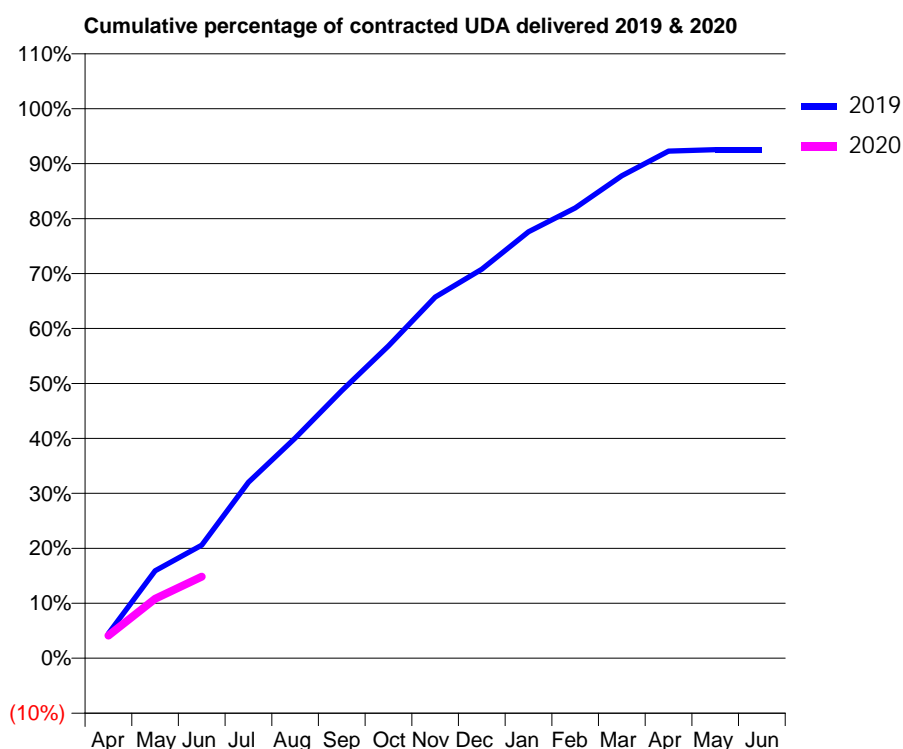
19/20 Contracted general activity (UDA)	3,610
Carry forward general activity (UDA)	0
19/20 Contracted orthodontic activity (UOA)	0
Carry forward orthodontic activity (UOA)	0
Baseline contract value	£87,285.19

ACCESS*

Patients seen in 24 months	Total	Change since previous quarter
Quarter ending June 2018	2,396	
Quarter ending September 2018	2,389	→
Quarter ending December 2018	2,434	→
Quarter ending March 2019	2,365	↓
Quarter ending June 2019	2,329	↓
Variance since June 2018	(2.8%)	↓



ACTIVITY



Month	2019	2020
April	162	149
May	575	391
June	743	536
July	1,156	
August	1,446	
September	1,757	
October	2,052	
November	2,372	
December	2,555	
January	2,801	
February	2,958	
March	3,169	
April	3,331	
May	3,341	
June	3,341	

QUALITY

	Quantity	Base Number	Contract	AT	Region	England
% of FP17s for the same patient ID Re-attending within 3 months - Children	9	237	3.8%	9.2%	10.6%	11.4%
% of FP17s for the same patient ID Re-attending within 3 months - Adults	45	450	10.0%	13.8%	15.2%	15.4%
% of FP17s for the same patient ID Re-attending between 3 & 9 months - Children	151	237	63.7%	62.6%	62.3%	59.8%
% of FP17s for the same patient ID Re-attending between 3 & 9 months - Adults	276	450	61.3%	53.4%	53.3%	52.1%
% of FP17s for Band 1 Urgent Courses	13	310	4.2%	10.1%	9.7%	9.2%
% of FP17s Relating to Free Repair or Replacements	0	310	0.0%	0.6%	0.6%	0.7%
% of FP17s Relating to Continuations	2	310	0.6%	0.9%	0.8%	0.8%
% of Patients satisfied with the dentistry they have received	1	1	N/A	93.2%	93.4%	93.4%
% of Patients satisfied with the time they had to wait for an appointment	1	1	N/A	85.6%	86.8%	87.6%

* This is based on patients treated on this contract for their most recent course of treatment.

Figures in italics indicate the base number of FP17s or Patient Questionnaire responses are less than 100. N/A is shown where the base number of responses is less than 10 during the period. % is calculated as Quantity/Base number*100

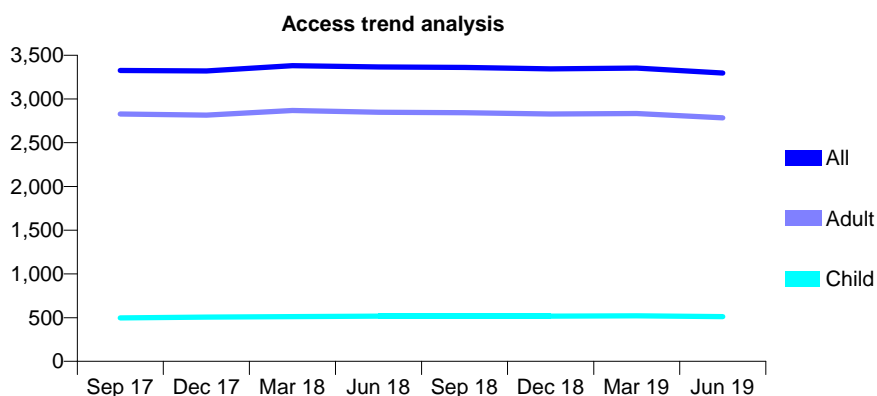
Q70 - Vital Signs At a Glance Contract Report for 659657/0001 - June 2019

Name or company name	MR TM FRADGLEY
Contract type name	GDS Contract
Purpose of contract	General
Contract start date	01/04/2006
Contract end date	

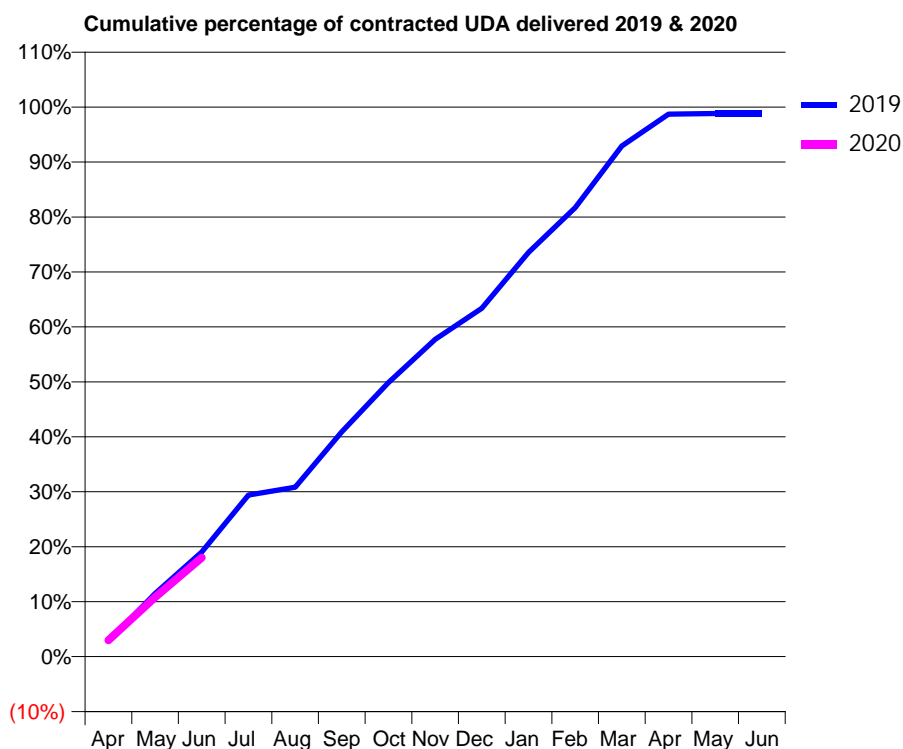
19/20 Contracted general activity (UDA)	11,037
Carry forward general activity (UDA)	0
19/20 Contracted orthodontic activity (UOA)	0
Carry forward orthodontic activity (UOA)	0
Baseline contract value	£260,174.57

ACCESS*

Patients seen in 24 months	Total	Change since previous quarter
Quarter ending June 2018	3,366	
Quarter ending September 2018	3,361	→
Quarter ending December 2018	3,344	→
Quarter ending March 2019	3,355	→
Quarter ending June 2019	3,296	↓
Variance since June 2018	(2.1%)	↓



ACTIVITY



Month	Adjusted Scheduled Activity (UDA)	
	2019	2020
April	308	331
May	1,267	1,196
June	2,100	1,989
July	3,245	
August	3,402	
September	4,515	
October	5,506	
November	6,374	
December	6,997	
January	8,117	
February	9,018	
March	10,254	
April	10,893	
May	10,908	
June	10,908	

QUALITY

	Quantity	Base Number	Contract	AT	Region	England
% of FP17s for the same patient ID Re-attending within 3 months - Children	5	138	3.6%	9.2%	10.6%	11.4%
% of FP17s for the same patient ID Re-attending within 3 months - Adults	45	708	6.4%	13.8%	15.2%	15.4%
% of FP17s for the same patient ID Re-attending between 3 & 9 months - Children	48	138	34.8%	62.6%	62.3%	59.8%
% of FP17s for the same patient ID Re-attending between 3 & 9 months - Adults	273	708	38.6%	53.4%	53.3%	52.1%
% of FP17s for Band 1 Urgent Courses	35	703	5.0%	10.1%	9.7%	9.2%
% of FP17s Relating to Free Repair or Replacements	3	703	0.4%	0.6%	0.6%	0.7%
% of FP17s Relating to Continuations	0	703	0.0%	0.9%	0.8%	0.8%
% of Patients satisfied with the dentistry they have received	1	1	N/A	93.2%	93.4%	93.4%
% of Patients satisfied with the time they had to wait for an appointment	1	1	N/A	85.6%	86.8%	87.6%

* This is based on patients treated on this contract for their most recent course of treatment. Figures in italics indicate the base number of FP17s or Patient Questionnaire responses are less than 100. N/A is shown where the base number of responses is less than 10 during the period. % is calculated as Quantity/Base number*100

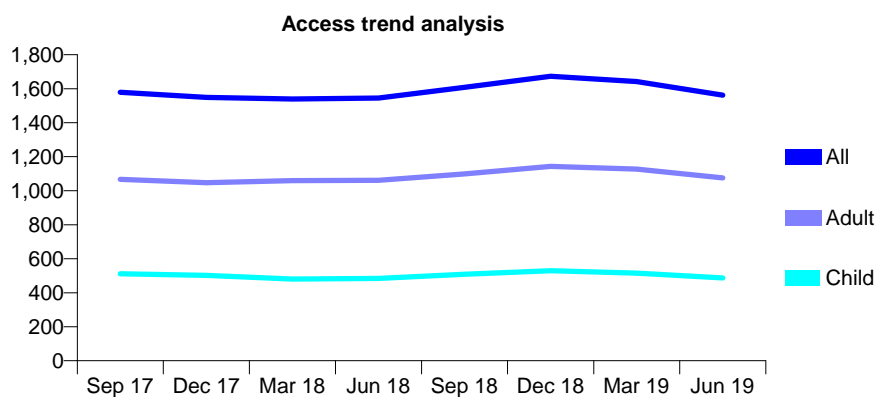
Q70 - Vital Signs At a Glance Contract Report for 674788/0001 - June 2019

Name or company name	Tadley Dental Care 1
Contract type name	GDS Contract
Purpose of contract	General
Contract start date	01/04/2006
Contract end date	

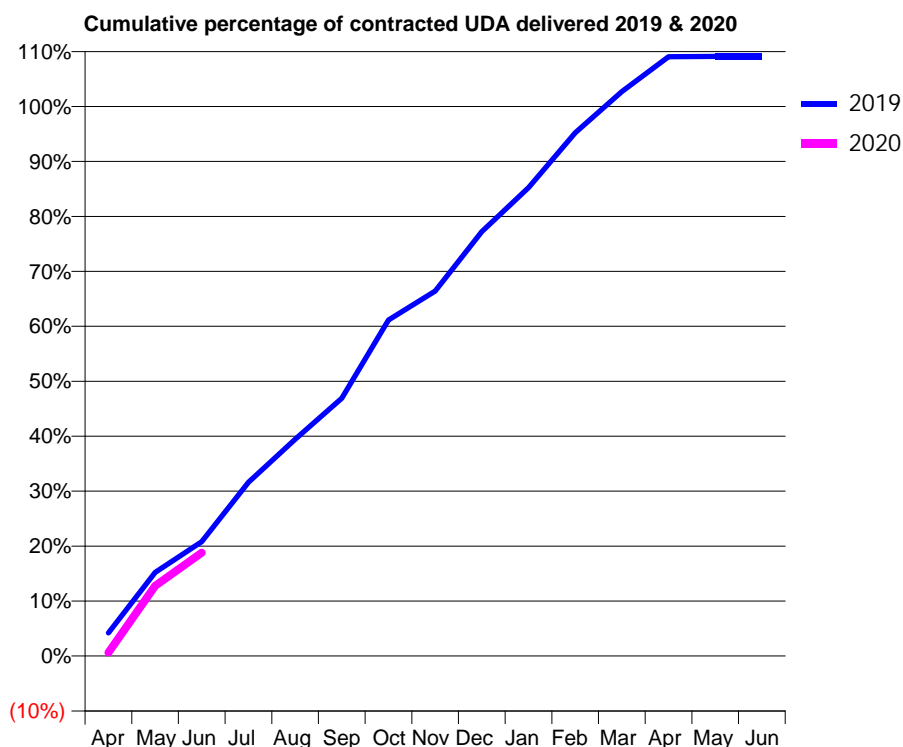
19/20 Contracted general activity (UDA)	3,828
Carry forward general activity (UDA)	0
19/20 Contracted orthodontic activity (UOA)	0
Carry forward orthodontic activity (UOA)	0
Baseline contract value	£103,380.76

ACCESS*

Patients seen in 24 months	Total	Change since previous quarter
Quarter ending June 2018	1,545	
Quarter ending September 2018	1,608	↑
Quarter ending December 2018	1,673	↑
Quarter ending March 2019	1,642	↓
Quarter ending June 2019	1,562	↓
Variance since June 2018	1.1%	→



ACTIVITY



Month	Adjusted Scheduled Activity (UDA)	
	2019	2020
April	161	24
May	583	489
June	797	719
July	1,210	
August	1,510	
September	1,795	
October	2,340	
November	2,542	
December	2,956	
January	3,263	
February	3,645	
March	3,932	
April	4,175	
May	4,176	
June	4,176	

QUALITY

	Quantity	Base Number	Contract	AT	Region	England
% of FP17s for the same patient ID Re-attending within 3 months - Children	4	181	2.2%	9.2%	10.6%	11.4%
% of FP17s for the same patient ID Re-attending within 3 months - Adults	21	363	5.8%	13.8%	15.2%	15.4%
% of FP17s for the same patient ID Re-attending between 3 & 9 months - Children	47	181	26.0%	62.6%	62.3%	59.8%
% of FP17s for the same patient ID Re-attending between 3 & 9 months - Adults	76	363	20.9%	53.4%	53.3%	52.1%
% of FP17s for Band 1 Urgent Courses	22	415	5.3%	10.1%	9.7%	9.2%
% of FP17s Relating to Free Repair or Replacements	3	415	0.7%	0.6%	0.6%	0.7%
% of FP17s Relating to Continuations	0	415	0.0%	0.9%	0.8%	0.8%
% of Patients satisfied with the dentistry they have received	1	1	N/A	93.2%	93.4%	93.4%
% of Patients satisfied with the time they had to wait for an appointment	1	1	N/A	85.6%	86.8%	87.6%

* This is based on patients treated on this contract for their most recent course of treatment. Figures in italics indicate the base number of FP17s or Patient Questionnaire responses are less than 100. N/A is shown where the base number of responses is less than 10 during the period. % is calculated as Quantity/Base number*100

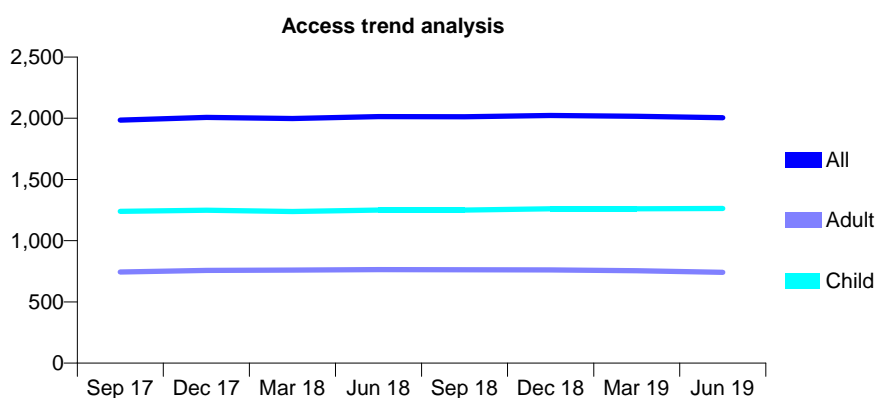
Q70 - Vital Signs At a Glance Contract Report for 675911/0001 - June 2019

Name or company name	Acorn Dental Health
Contract type name	GDS Contract
Purpose of contract	General
Contract start date	01/04/2006
Contract end date	

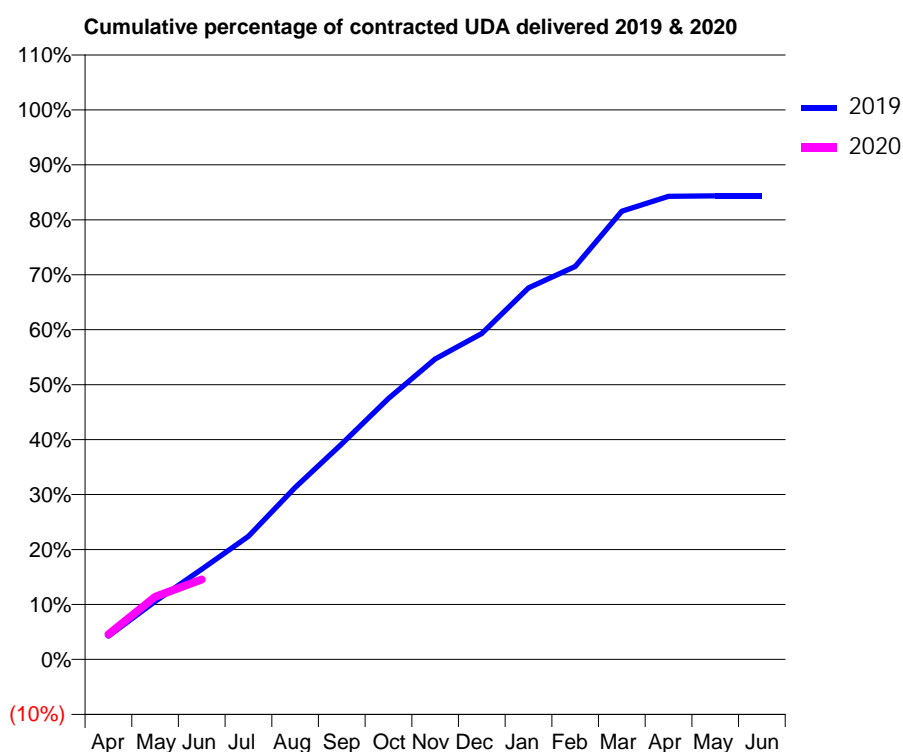
19/20 Contracted general activity (UDA)	5,400
Carry forward general activity (UDA)	0
19/20 Contracted orthodontic activity (UOA)	0
Carry forward orthodontic activity (UOA)	0
Baseline contract value	£141,112.63

ACCESS*

Patients seen in 24 months	Total	Change since previous quarter
Quarter ending June 2018	2,014	
Quarter ending September 2018	2,013	→
Quarter ending December 2018	2,022	→
Quarter ending March 2019	2,016	→
Quarter ending June 2019	2,005	→
Variance since June 2018	(0.4%)	→



ACTIVITY



Adjusted Scheduled Activity (UDA)		
Month	2019	2020
April	228	247
May	571	615
June	886	786
July	1,211	
August	1,689	
September	2,118	
October	2,563	
November	2,953	
December	3,202	
January	3,651	
February	3,861	
March	4,404	
April	4,550	
May	4,554	
June	4,554	

QUALITY

	Quantity	Base Number	Contract	AT	Region	England
% of FP17s for the same patient ID Re-attending within 3 months - Children	27	482	5.6%	9.2%	10.6%	11.4%
% of FP17s for the same patient ID Re-attending within 3 months - Adults	23	212	10.8%	13.8%	15.2%	15.4%
% of FP17s for the same patient ID Re-attending between 3 & 9 months - Children	347	482	72.0%	62.6%	62.3%	59.8%
% of FP17s for the same patient ID Re-attending between 3 & 9 months - Adults	143	212	67.5%	53.4%	53.3%	52.1%
% of FP17s for Band 1 Urgent Courses	29	594	4.9%	10.1%	9.7%	9.2%
% of FP17s Relating to Free Repair or Replacements	0	594	0.0%	0.6%	0.6%	0.7%
% of FP17s Relating to Continuations	0	594	0.0%	0.9%	0.8%	0.8%
% of Patients satisfied with the dentistry they have received	1	1	N/A	93.2%	93.4%	93.4%
% of Patients satisfied with the time they had to wait for an appointment	1	1	N/A	85.6%	86.8%	87.6%

* This is based on patients treated on this contract for their most recent course of treatment. Figures in italics indicate the base number of FP17s or Patient Questionnaire responses are less than 100. N/A is shown where the base number of responses is less than 10 during the period. % is calculated as Quantity/Base number*100

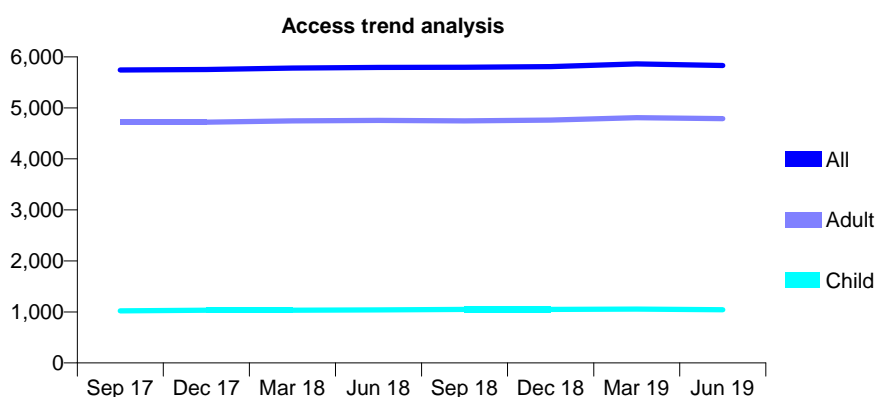
Q70 - Vital Signs At a Glance Contract Report for 677140/0001 - June 2019

Name or company name	MR RG CARNALL
Contract type name	GDS Contract
Purpose of contract	General
Contract start date	01/04/2006
Contract end date	

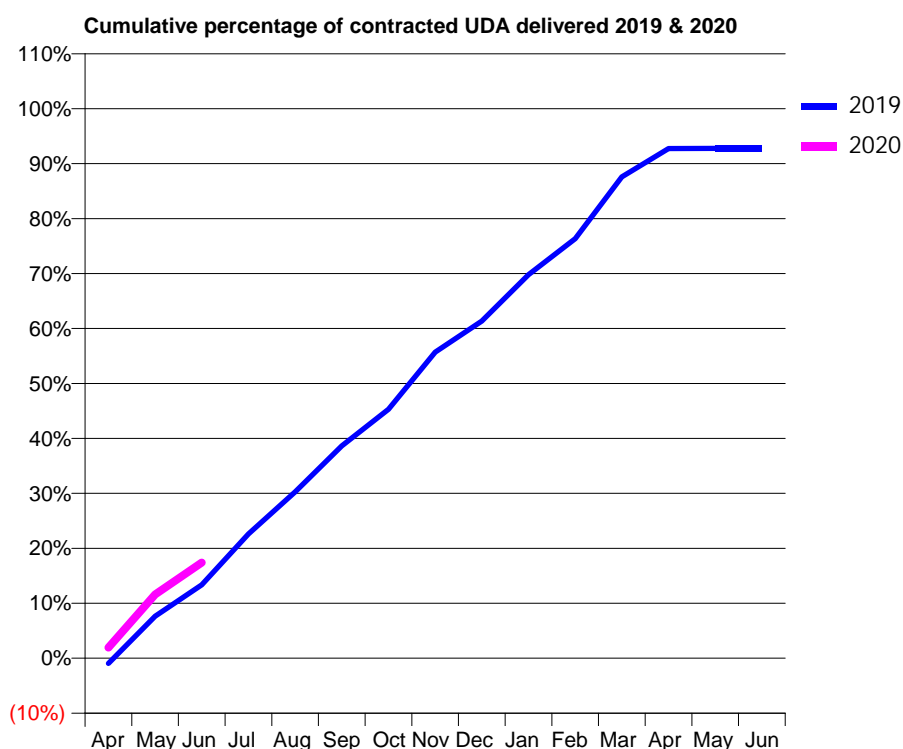
19/20 Contracted general activity (UDA)	17,500
Carry forward general activity (UDA)	0
19/20 Contracted orthodontic activity (UOA)	0
Carry forward orthodontic activity (UOA)	0
Baseline contract value	£390,610.40

ACCESS*

Patients seen in 24 months	Total	Change since previous quarter
Quarter ending June 2018	5,791	
Quarter ending September 2018	5,795	→
Quarter ending December 2018	5,808	→
Quarter ending March 2019	5,862	→
Quarter ending June 2019	5,832	→
Variance since June 2018	0.7%	→



ACTIVITY



Month	2019	2020
April	-169	339
May	1,341	2,031
June	2,339	3,045
July	3,955	
August	5,297	
September	6,761	
October	7,925	
November	9,750	
December	10,734	
January	12,214	
February	13,364	
March	15,328	
April	16,229	
May	16,232	
June	16,232	

QUALITY

	Quantity	Base Number	Contract	AT	Region	England
% of FP17s for the same patient ID Re-attending within 3 months - Children	22	323	6.8%	9.2%	10.6%	11.4%
% of FP17s for the same patient ID Re-attending within 3 months - Adults	287	1,855	15.5%	13.8%	15.2%	15.4%
% of FP17s for the same patient ID Re-attending between 3 & 9 months - Children	215	323	66.6%	62.6%	62.3%	59.8%
% of FP17s for the same patient ID Re-attending between 3 & 9 months - Adults	1,187	1,855	64.0%	53.4%	53.3%	52.1%
% of FP17s for Band 1 Urgent Courses	136	1,733	7.8%	10.1%	9.7%	9.2%
% of FP17s Relating to Free Repair or Replacements	17	1,733	1.0%	0.6%	0.6%	0.7%
% of FP17s Relating to Continuations	31	1,733	1.8%	0.9%	0.8%	0.8%
% of Patients satisfied with the dentistry they have received	4	4	N/A	93.2%	93.4%	93.4%
% of Patients satisfied with the time they had to wait for an appointment	4	4	N/A	85.6%	86.8%	87.6%

* This is based on patients treated on this contract for their most recent course of treatment.

Figures in italics indicate the base number of FP17s or Patient Questionnaire responses are less than 100. N/A is shown where the base number of responses is less than 10 during the period. % is calculated as Quantity/Base number*100

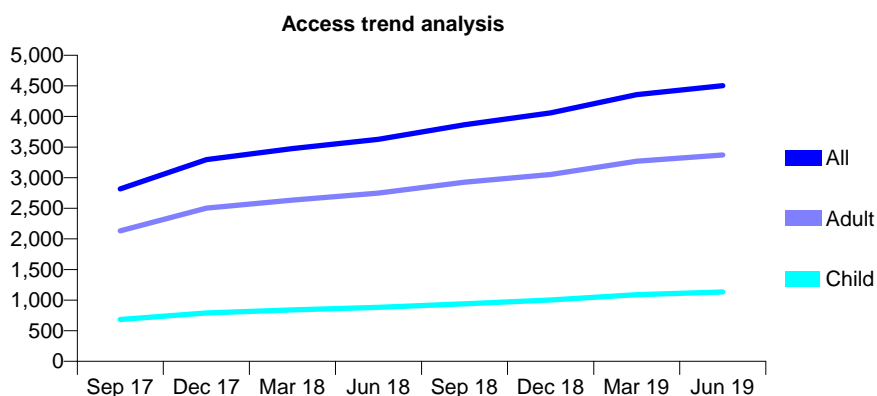
Q70 - Vital Signs At a Glance Contract Report for 688053/0001 - June 2019

Name or company name	Burgess Road Dental Practice
Contract type name	GDS Contract
Purpose of contract	General
Contract start date	01/04/2006
Contract end date	

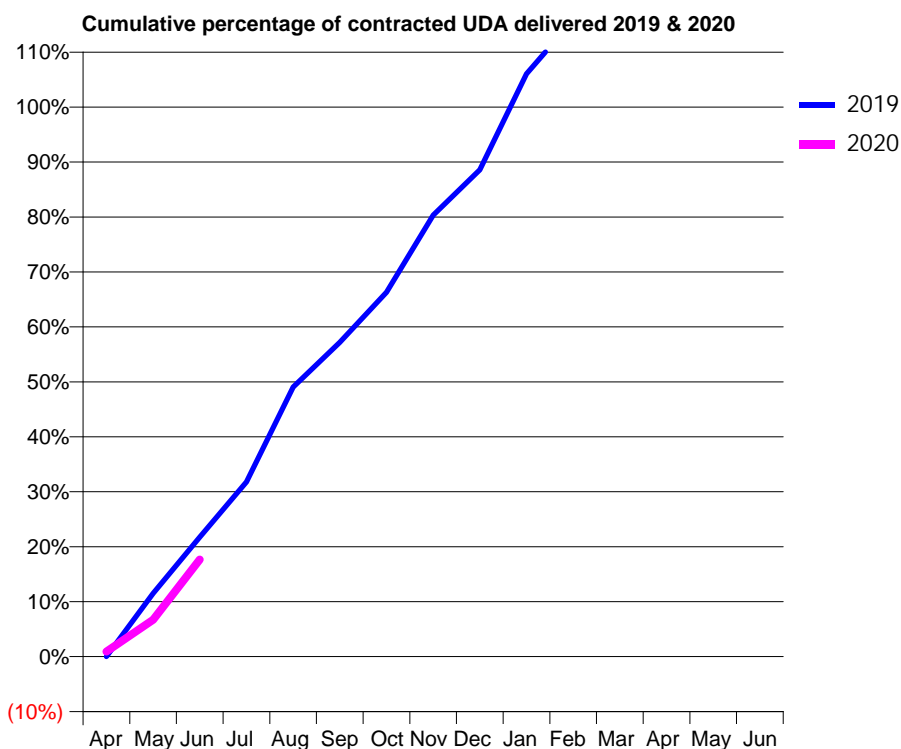
19/20 Contracted general activity (UDA)	8,568
Carry forward general activity (UDA)	0
19/20 Contracted orthodontic activity (UOA)	0
Carry forward orthodontic activity (UOA)	0
Baseline contract value	£260,556.20

ACCESS*

Patients seen in 24 months	Total	Change since previous quarter
Quarter ending June 2018	3,629	
Quarter ending September 2018	3,867	↑
Quarter ending December 2018	4,057	↑
Quarter ending March 2019	4,357	↑
Quarter ending June 2019	4,505	↑
Variance since June 2018	24.1%	↑



ACTIVITY



Month	Adjusted Scheduled Activity (UDA)	
	2019	2020
April	0	80
May	895	575
June	1,689	1,513
July	2,468	
August	3,811	
September	4,441	
October	5,150	
November	6,241	
December	6,881	
January	8,238	
February	8,995	
March	10,064	
April	10,503	
May	10,503	
June	10,506	

QUALITY

	Quantity	Base Number	Contract	AT	Region	England
% of FP17s for the same patient ID Re-attending within 3 months - Children	14	247	5.7%	9.2%	10.6%	11.4%
% of FP17s for the same patient ID Re-attending within 3 months - Adults	62	577	10.7%	13.8%	15.2%	15.4%
% of FP17s for the same patient ID Re-attending between 3 & 9 months - Children	105	247	42.5%	62.6%	62.3%	59.8%
% of FP17s for the same patient ID Re-attending between 3 & 9 months - Adults	224	577	38.8%	53.4%	53.3%	52.1%
% of FP17s for Band 1 Urgent Courses	53	654	8.1%	10.1%	9.7%	9.2%
% of FP17s Relating to Free Repair or Replacements	0	654	0.0%	0.6%	0.6%	0.7%
% of FP17s Relating to Continuations	5	654	0.8%	0.9%	0.8%	0.8%
% of Patients satisfied with the dentistry they have received	0	0	N/A	93.2%	93.4%	93.4%
% of Patients satisfied with the time they had to wait for an appointment	0	0	N/A	85.6%	86.8%	87.6%

* This is based on patients treated on this contract for their most recent course of treatment. Figures in italics indicate the base number of FP17s or Patient Questionnaire responses are less than 100. N/A is shown where the base number of responses is less than 10 during the period. % is calculated as Quantity/Base number*100

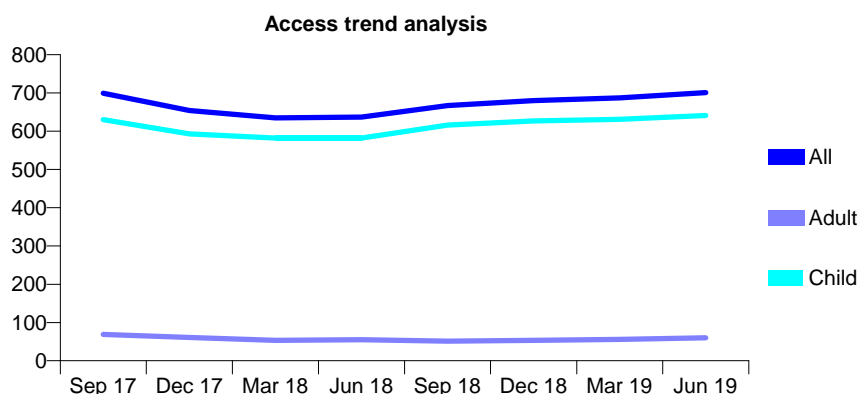
Q70 - Vital Signs At a Glance Contract Report for 732001/0001 - June 2019

Name or company name	Mrs S Johnsen
Contract type name	GDS Contract
Purpose of contract	General
Contract start date	01/04/2006
Contract end date	

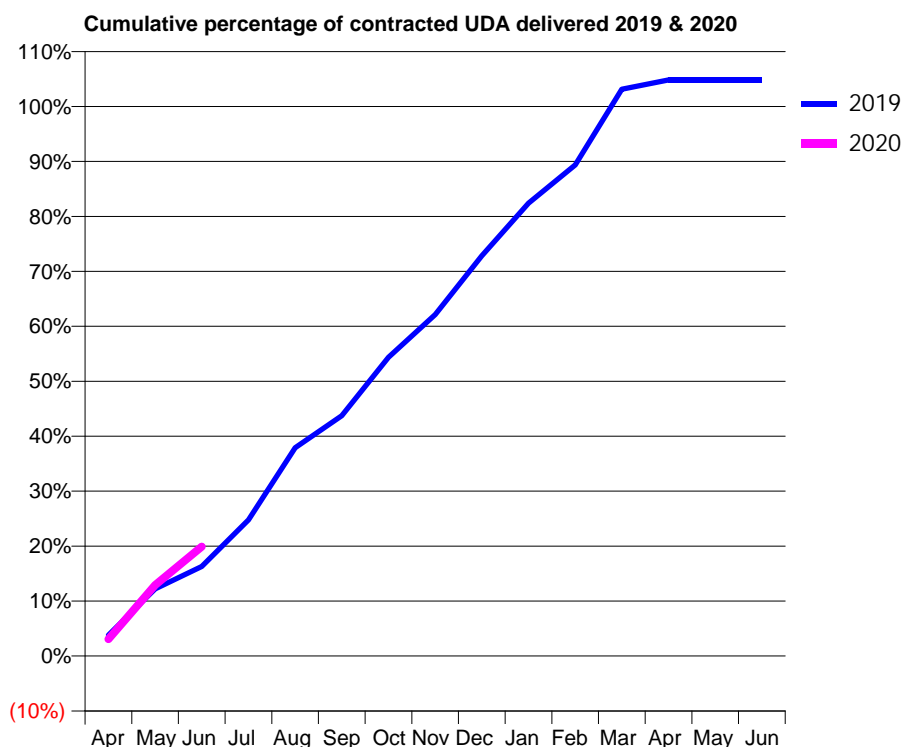
19/20 Contracted general activity (UDA)	1,400
Carry forward general activity (UDA)	0
19/20 Contracted orthodontic activity (UOA)	0
Carry forward orthodontic activity (UOA)	0
Baseline contract value	£37,688.21

ACCESS*

Patients seen in 24 months	Total	Change since previous quarter
Quarter ending June 2018	637	
Quarter ending September 2018	667	↑
Quarter ending December 2018	680	→
Quarter ending March 2019	687	→
Quarter ending June 2019	701	↑
Variance since June 2018	10.0%	↑



ACTIVITY



Month	Adjusted Scheduled Activity (UDA)	
	2019	2020
April	53	43
May	171	181
June	228	279
July	347	
August	531	
September	612	
October	761	
November	870	
December	1,019	
January	1,154	
February	1,251	
March	1,444	
April	1,468	
May	1,468	
June	1,468	

QUALITY

	Quantity	Base Number	Contract	AT	Region	England
% of FP17s for the same patient ID Re-attending within 3 months - Children	14	209	6.7%	9.2%	10.6%	11.4%
% of FP17s for the same patient ID Re-attending within 3 months - Adults	0	0	N/A	13.8%	15.2%	15.4%
% of FP17s for the same patient ID Re-attending between 3 & 9 months - Children	130	209	62.2%	62.6%	62.3%	59.8%
% of FP17s for the same patient ID Re-attending between 3 & 9 months - Adults	0	0	N/A	53.4%	53.3%	52.1%
% of FP17s for Band 1 Urgent Courses	9	187	4.8%	10.1%	9.7%	9.2%
% of FP17s Relating to Free Repair or Replacements	0	187	0.0%	0.6%	0.6%	0.7%
% of FP17s Relating to Continuations	0	187	0.0%	0.9%	0.8%	0.8%
% of Patients satisfied with the dentistry they have received	1	1	N/A	93.2%	93.4%	93.4%
% of Patients satisfied with the time they had to wait for an appointment	1	1	N/A	85.6%	86.8%	87.6%

* This is based on patients treated on this contract for their most recent course of treatment. Figures in italics indicate the base number of FP17s or Patient Questionnaire responses are less than 100. N/A is shown where the base number of responses is less than 10 during the period. % is calculated as Quantity/Base number*100

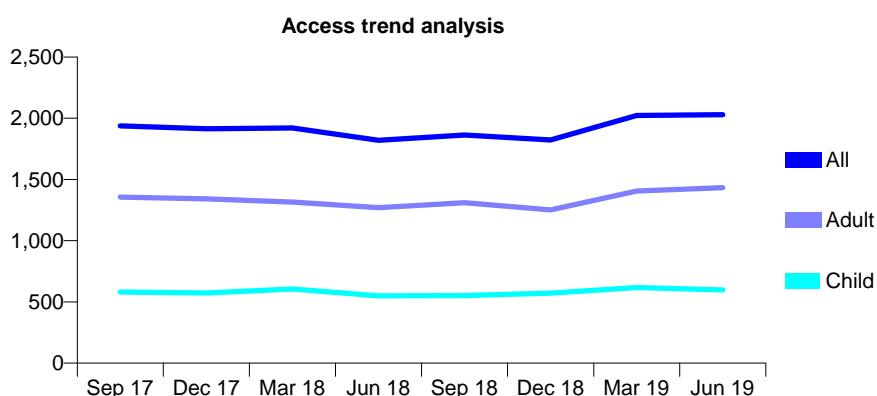
Q70 - Vital Signs At a Glance Contract Report for 735914/0001 - June 2019

Name or company name	Tadley Dental Care 2
Contract type name	GDS Contract
Purpose of contract	General
Contract start date	01/04/2006
Contract end date	

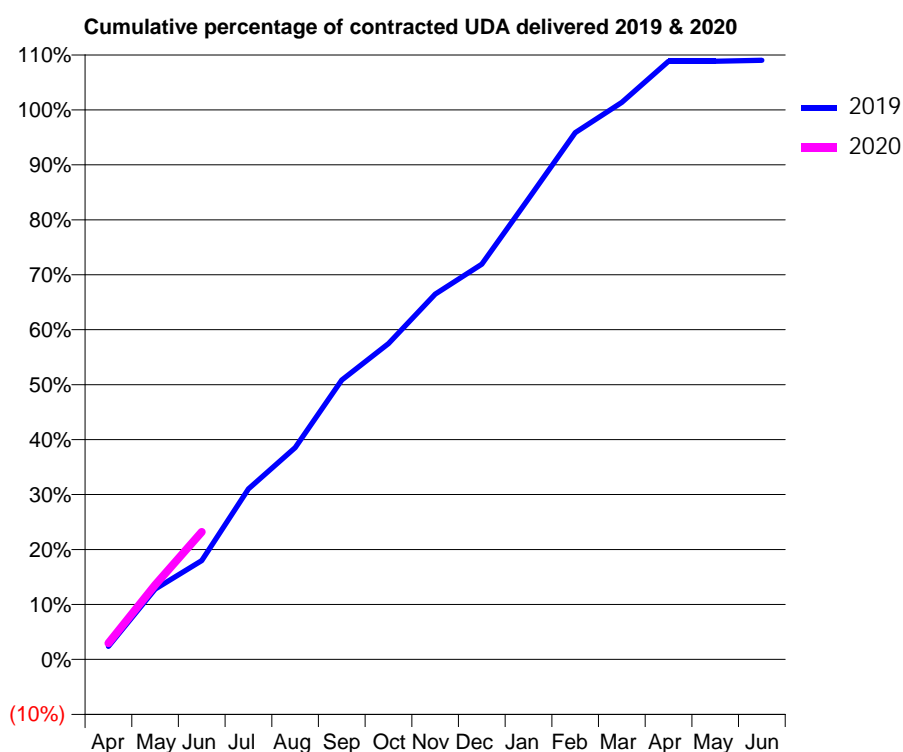
19/20 Contracted general activity (UDA)	4,745
Carry forward general activity (UDA)	0
19/20 Contracted orthodontic activity (UOA)	0
Carry forward orthodontic activity (UOA)	0
Baseline contract value	£122,796.44

ACCESS*

Patients seen in 24 months	Total	Change since previous quarter
Quarter ending June 2018	1,820	
Quarter ending September 2018	1,863	↑
Quarter ending December 2018	1,823	↓
Quarter ending March 2019	2,023	↑
Quarter ending June 2019	2,030	→
Variance since June 2018	11.5%	↑



ACTIVITY



Month	2019	2020
April	113	142
May	608	643
June	854	1,100
July	1,472	
August	1,829	
September	2,412	
October	2,727	
November	3,155	
December	3,412	
January	3,978	
February	4,549	
March	4,809	
April	5,165	
May	5,165	
June	5,173	

QUALITY

	Quantity	Base Number	Contract	AT	Region	England
% of FP17s for the same patient ID Re-attending within 3 months - Children	8	227	3.5%	9.2%	10.6%	11.4%
% of FP17s for the same patient ID Re-attending within 3 months - Adults	44	569	7.7%	13.8%	15.2%	15.4%
% of FP17s for the same patient ID Re-attending between 3 & 9 months - Children	71	227	31.3%	62.6%	62.3%	59.8%
% of FP17s for the same patient ID Re-attending between 3 & 9 months - Adults	159	569	27.9%	53.4%	53.3%	52.1%
% of FP17s for Band 1 Urgent Courses	34	568	6.0%	10.1%	9.7%	9.2%
% of FP17s Relating to Free Repair or Replacements	3	568	0.5%	0.6%	0.6%	0.7%
% of FP17s Relating to Continuations	2	568	0.4%	0.9%	0.8%	0.8%
% of Patients satisfied with the dentistry they have received	1	1	N/A	93.2%	93.4%	93.4%
% of Patients satisfied with the time they had to wait for an appointment	1	1	N/A	85.6%	86.8%	87.6%

* This is based on patients treated on this contract for their most recent course of treatment. Figures in italics indicate the base number of FP17s or Patient Questionnaire responses are less than 100. N/A is shown where the base number of responses is less than 10 during the period. % is calculated as Quantity/Base number*100

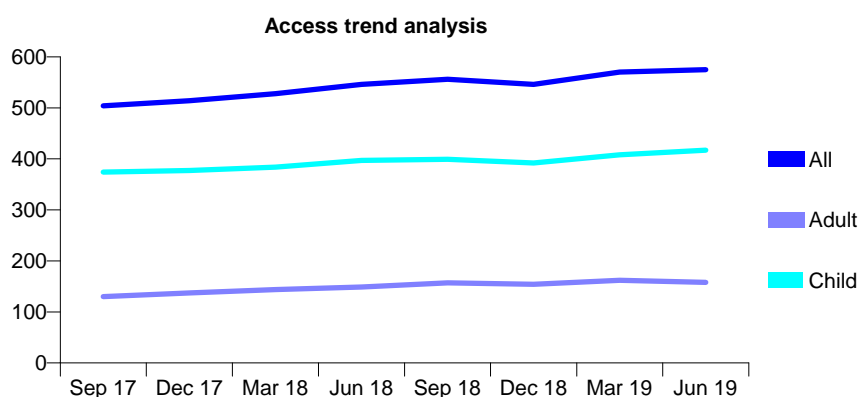
Q70 - Vital Signs At a Glance Contract Report for 737615/0001 - June 2019

Name or company name	Forest Lodge Dental Practice
Contract type name	GDS Contract
Purpose of contract	General
Contract start date	01/04/2006
Contract end date	

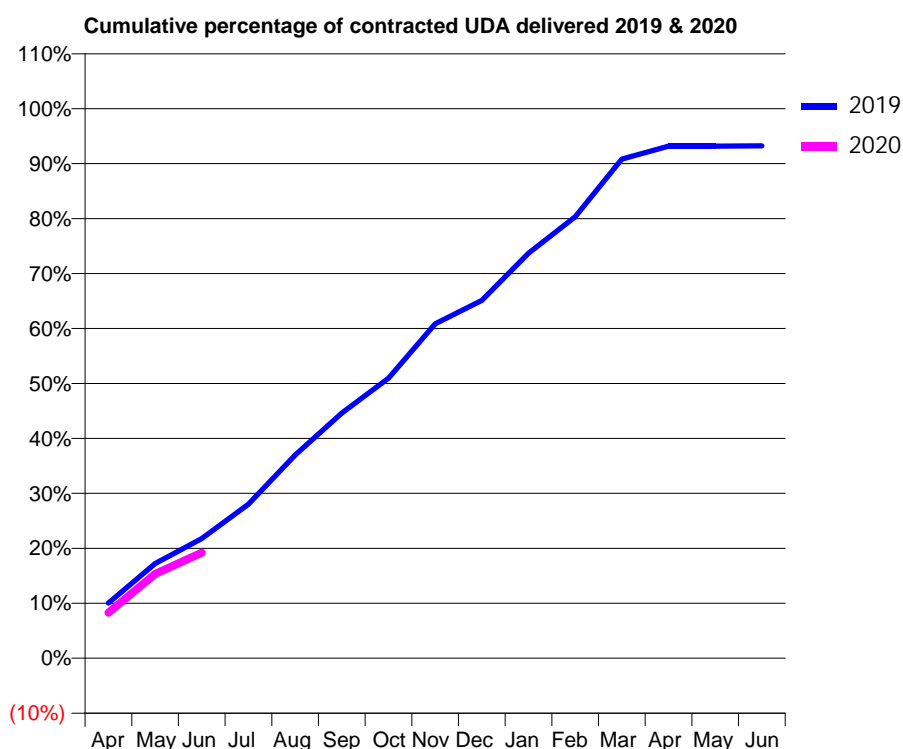
19/20 Contracted general activity (UDA)	1,275
Carry forward general activity (UDA)	0
19/20 Contracted orthodontic activity (UOA)	0
Carry forward orthodontic activity (UOA)	0
Baseline contract value	£33,366.82

ACCESS*

Patients seen in 24 months	Total	Change since previous quarter
Quarter ending June 2018	546	
Quarter ending September 2018	556	→
Quarter ending December 2018	546	↓
Quarter ending March 2019	570	↑
Quarter ending June 2019	575	→
Variance since June 2018	5.3%	↑



ACTIVITY



Month	2019	2020
April	128	106
May	220	195
June	278	245
July	357	
August	471	
September	569	
October	650	
November	776	
December	830	
January	940	
February	1,024	
March	1,158	
April	1,188	
May	1,188	
June	1,189	

QUALITY

	Quantity	Base Number	Contract	AT	Region	England
% of FP17s for the same patient ID Re-attending within 3 months - Children	17	179	9.5%	9.2%	10.6%	11.4%
% of FP17s for the same patient ID Re-attending within 3 months - Adults	5	36	13.9%	13.8%	15.2%	15.4%
% of FP17s for the same patient ID Re-attending between 3 & 9 months - Children	127	179	70.9%	62.6%	62.3%	59.8%
% of FP17s for the same patient ID Re-attending between 3 & 9 months - Adults	24	36	66.7%	53.4%	53.3%	52.1%
% of FP17s for Band 1 Urgent Courses	10	192	5.2%	10.1%	9.7%	9.2%
% of FP17s Relating to Free Repair or Replacements	0	192	0.0%	0.6%	0.6%	0.7%
% of FP17s Relating to Continuations	0	192	0.0%	0.9%	0.8%	0.8%
% of Patients satisfied with the dentistry they have received	0	0	N/A	93.2%	93.4%	93.4%
% of Patients satisfied with the time they had to wait for an appointment	0	0	N/A	85.6%	86.8%	87.6%

* This is based on patients treated on this contract for their most recent course of treatment.

Figures in italics indicate the base number of FP17s or Patient Questionnaire responses are less than 100. N/A is shown where the base number of responses is less than 10 during the period. % is calculated as Quantity/Base number*100

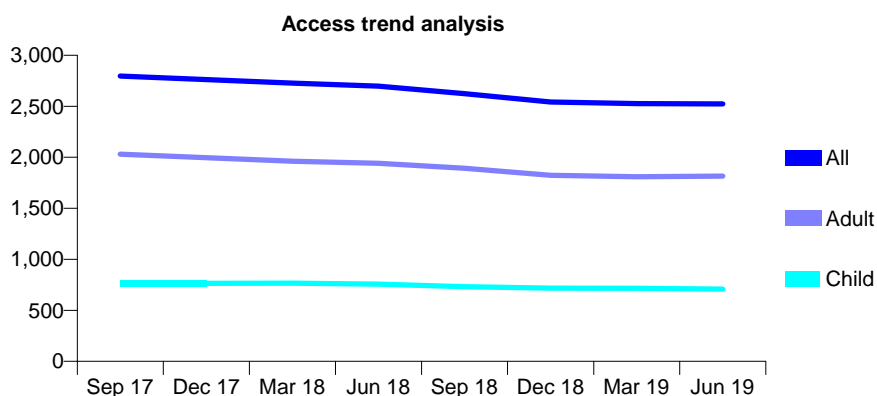
Q70 - Vital Signs At a Glance Contract Report for 739391/0001 - June 2019

Name or company name	MR T SEAGAN
Contract type name	GDS Contract
Purpose of contract	General
Contract start date	01/04/2006
Contract end date	

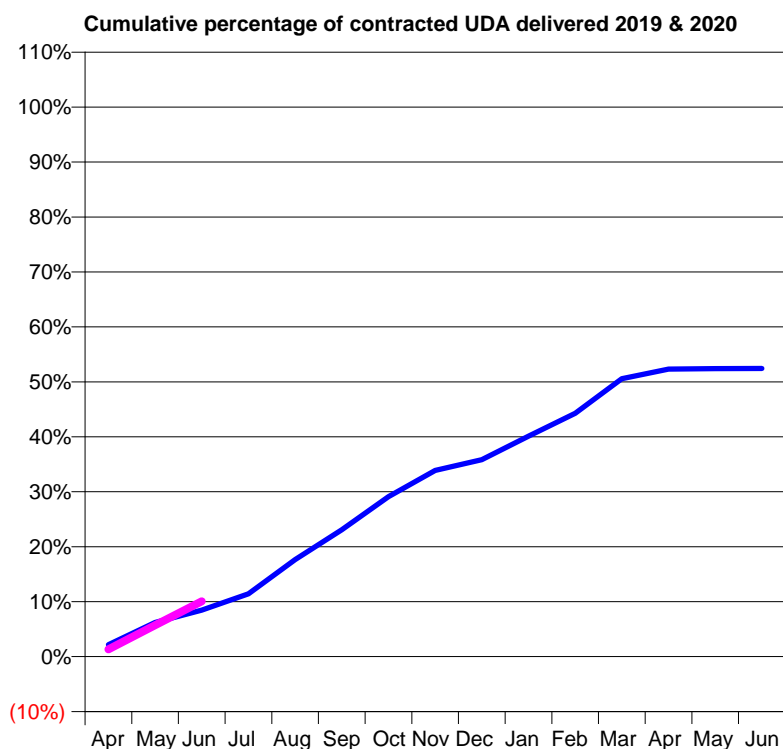
19/20 Contracted general activity (UDA)	5,309
Carry forward general activity (UDA)	0
19/20 Contracted orthodontic activity (UOA)	0
Carry forward orthodontic activity (UOA)	0
Baseline contract value	£145,733.26

ACCESS*

Patients seen in 24 months	Total	Change since previous quarter
Quarter ending June 2018	2,697	
Quarter ending September 2018	2,624	↓
Quarter ending December 2018	2,542	↓
Quarter ending March 2019	2,526	→
Quarter ending June 2019	2,524	→
Variance since June 2018	(6.4%)	↓



ACTIVITY



Month	Adjusted Scheduled Activity (UDA)	
	2019	2020
April	115	71
May	331	304
June	449	535
July	608	
August	939	
September	1,226	
October	1,546	
November	1,799	
December	1,903	
January	2,131	
February	2,350	
March	2,684	
April	2,778	
May	2,782	
June	2,783	

QUALITY

	Quantity	Base Number	Contract	AT	Region	England
% of FP17s for the same patient ID Re-attending within 3 months - Children	10	205	4.9%	9.2%	10.6%	11.4%
% of FP17s for the same patient ID Re-attending within 3 months - Adults	71	502	14.1%	13.8%	15.2%	15.4%
% of FP17s for the same patient ID Re-attending between 3 & 9 months - Children	62	205	30.2%	62.6%	62.3%	59.8%
% of FP17s for the same patient ID Re-attending between 3 & 9 months - Adults	148	502	29.5%	53.4%	53.3%	52.1%
% of FP17s for Band 1 Urgent Courses	23	326	7.1%	10.1%	9.7%	9.2%
% of FP17s Relating to Free Repair or Replacements	1	326	0.3%	0.6%	0.6%	0.7%
% of FP17s Relating to Continuations	1	326	0.3%	0.9%	0.8%	0.8%
% of Patients satisfied with the dentistry they have received	0	0	N/A	93.2%	93.4%	93.4%
% of Patients satisfied with the time they had to wait for an appointment	0	0	N/A	85.6%	86.8%	87.6%

* This is based on patients treated on this contract for their most recent course of treatment. Figures in italics indicate the base number of FP17s or Patient Questionnaire responses are less than 100. N/A is shown where the base number of responses is less than 10 during the period. % is calculated as Quantity/Base number*100

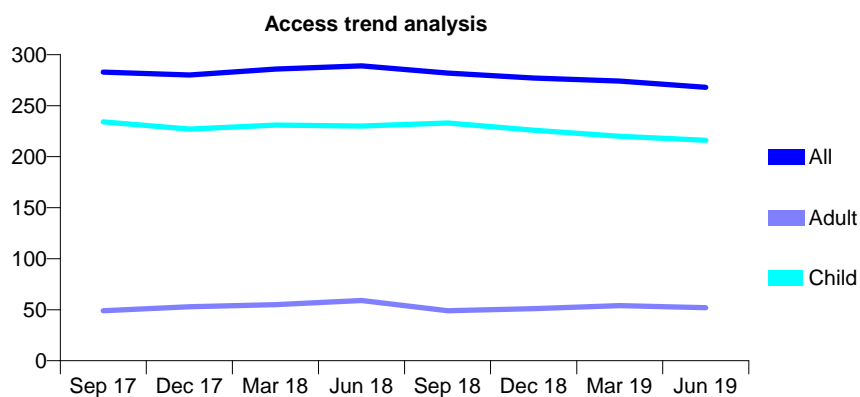
Q70 - Vital Signs At a Glance Contract Report for 739901/0001 - June 2019

Name or company name	MR PD THORNHILL
Contract type name	GDS Contract
Purpose of contract	General
Contract start date	01/04/2006
Contract end date	

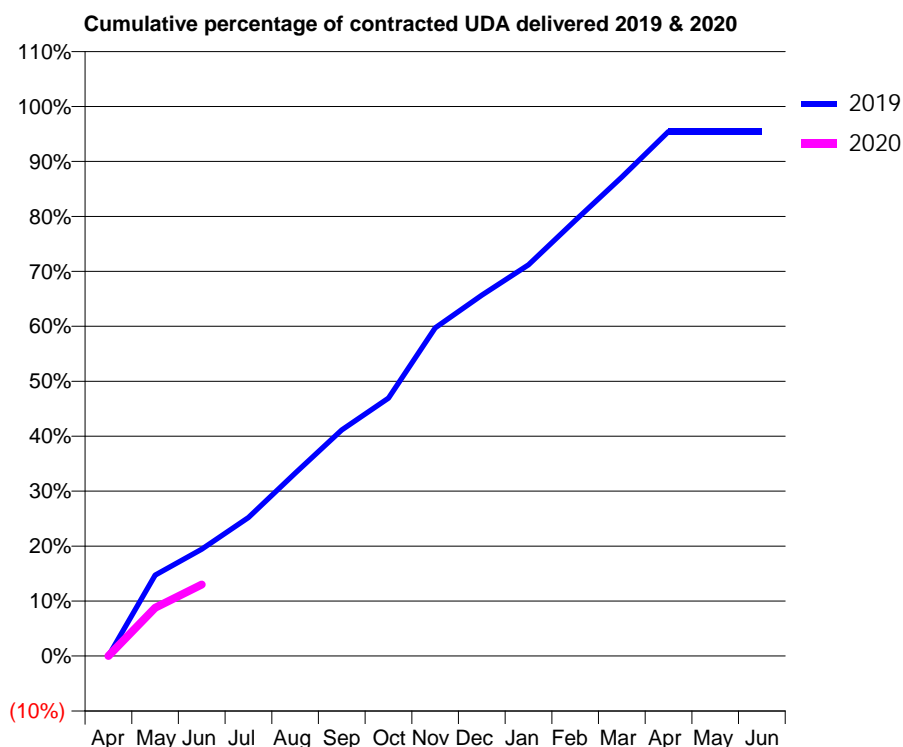
19/20 Contracted general activity (UDA)	470
Carry forward general activity (UDA)	0
19/20 Contracted orthodontic activity (UOA)	0
Carry forward orthodontic activity (UOA)	0
Baseline contract value	£11,353.09

ACCESS*

Patients seen in 24 months	Total	Change since previous quarter
Quarter ending June 2018	289	
Quarter ending September 2018	282	↓
Quarter ending December 2018	277	↓
Quarter ending March 2019	274	↓
Quarter ending June 2019	268	↓
Variance since June 2018	(7.3%)	↓



ACTIVITY



Month	Adjusted Scheduled Activity (UDA)	
	2019	2020
April	0	0
May	69	41
June	91	61
July	118	
August	156	
September	193	
October	221	
November	281	
December	309	
January	335	
February	373	
March	410	
April	449	
May	449	
June	449	

QUALITY

	Quantity	Base Number	Contract	AT	Region	England
% of FP17s for the same patient ID Re-attending within 3 months - Children	2	86	2.3%	9.2%	10.6%	11.4%
% of FP17s for the same patient ID Re-attending within 3 months - Adults	1	6	16.7%	13.8%	15.2%	15.4%
% of FP17s for the same patient ID Re-attending between 3 & 9 months - Children	68	86	79.1%	62.6%	62.3%	59.8%
% of FP17s for the same patient ID Re-attending between 3 & 9 months - Adults	4	6	66.7%	53.4%	53.3%	52.1%
% of FP17s for Band 1 Urgent Courses	1	59	1.7%	10.1%	9.7%	9.2%
% of FP17s Relating to Free Repair or Replacements	0	59	0.0%	0.6%	0.6%	0.7%
% of FP17s Relating to Continuations	0	59	0.0%	0.9%	0.8%	0.8%
% of Patients satisfied with the dentistry they have received	1	1	N/A	93.2%	93.4%	93.4%
% of Patients satisfied with the time they had to wait for an appointment	1	1	N/A	85.6%	86.8%	87.6%

* This is based on patients treated on this contract for their most recent course of treatment. Figures in italics indicate the base number of FP17s or Patient Questionnaire responses are less than 100. N/A is shown where the base number of responses is less than 10 during the period. % is calculated as Quantity/Base number*100

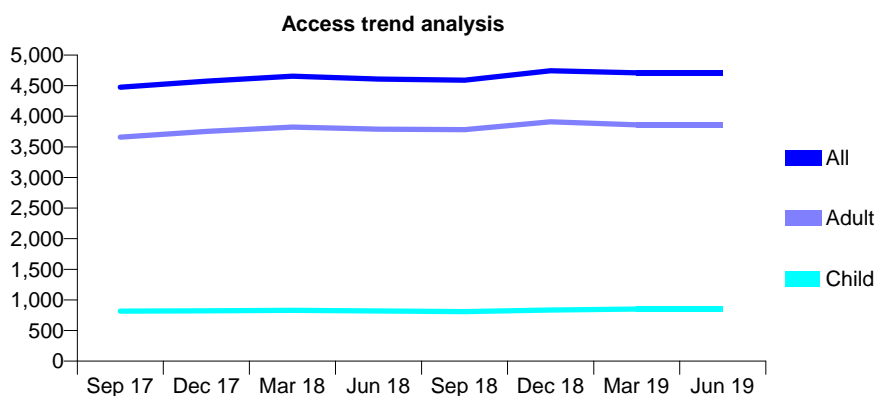
Q70 - Vital Signs At a Glance Contract Report for 741833/0001 - June 2019

Name or company name	Eastleigh Dental Surgery Partnership
Contract type name	GDS Contract
Purpose of contract	General
Contract start date	01/04/2006
Contract end date	

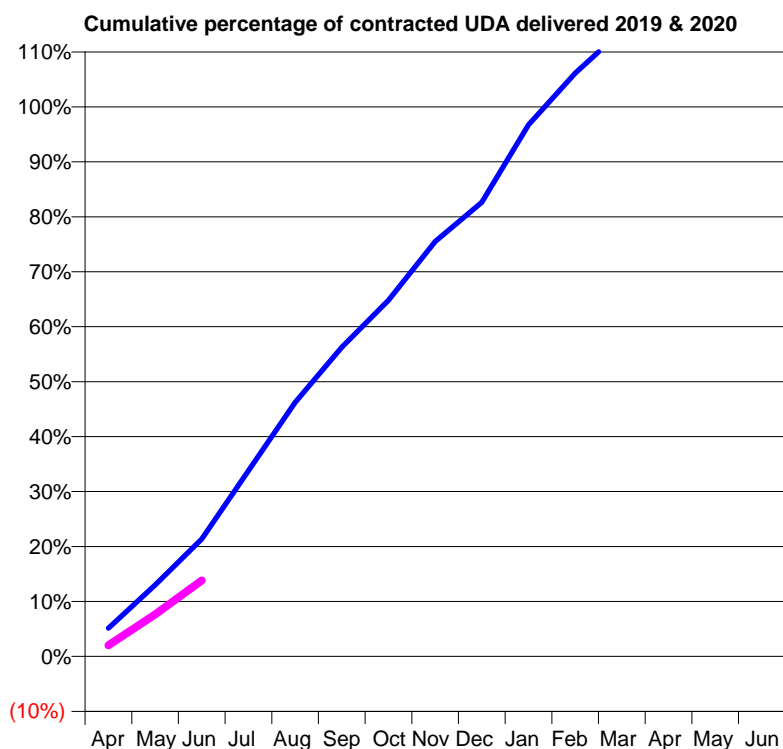
19/20 Contracted general activity (UDA)	12,000
Carry forward general activity (UDA)	0
19/20 Contracted orthodontic activity (UOA)	0
Carry forward orthodontic activity (UOA)	0
Baseline contract value	£349,865.90

ACCESS*

Patients seen in 24 months	Total	Change since previous quarter
Quarter ending June 2018	4,610	
Quarter ending September 2018	4,590	→
Quarter ending December 2018	4,745	↑
Quarter ending March 2019	4,710	→
Quarter ending June 2019	4,710	→
Variance since June 2018	2.2%	↑



ACTIVITY



Month	2019	2020
April	618	244
May	1,563	919
June	2,563	1,658
July	4,055	
August	5,549	
September	6,751	
October	7,778	
November	9,062	
December	9,916	
January	11,607	
February	12,735	
March	13,660	
April	14,202	
May	14,345	
June	14,345	

QUALITY

	Quantity	Base Number	Contract	AT	Region	England
% of FP17s for the same patient ID Re-attending within 3 months - Children	16	273	5.9%	9.2%	10.6%	11.4%
% of FP17s for the same patient ID Re-attending within 3 months - Adults	135	1,032	13.1%	13.8%	15.2%	15.4%
% of FP17s for the same patient ID Re-attending between 3 & 9 months - Children	177	273	64.8%	62.6%	62.3%	59.8%
% of FP17s for the same patient ID Re-attending between 3 & 9 months - Adults	612	1,032	59.3%	53.4%	53.3%	52.1%
% of FP17s for Band 1 Urgent Courses	71	970	7.3%	10.1%	9.7%	9.2%
% of FP17s Relating to Free Repair or Replacements	12	970	1.2%	0.6%	0.6%	0.7%
% of FP17s Relating to Continuations	3	970	0.3%	0.9%	0.8%	0.8%
% of Patients satisfied with the dentistry they have received	4	7	N/A	93.2%	93.4%	93.4%
% of Patients satisfied with the time they had to wait for an appointment	5	7	N/A	85.6%	86.8%	87.6%

* This is based on patients treated on this contract for their most recent course of treatment. Figures in italics indicate the base number of FP17s or Patient Questionnaire responses are less than 100. N/A is shown where the base number of responses is less than 10 during the period. % is calculated as Quantity/Base number*100

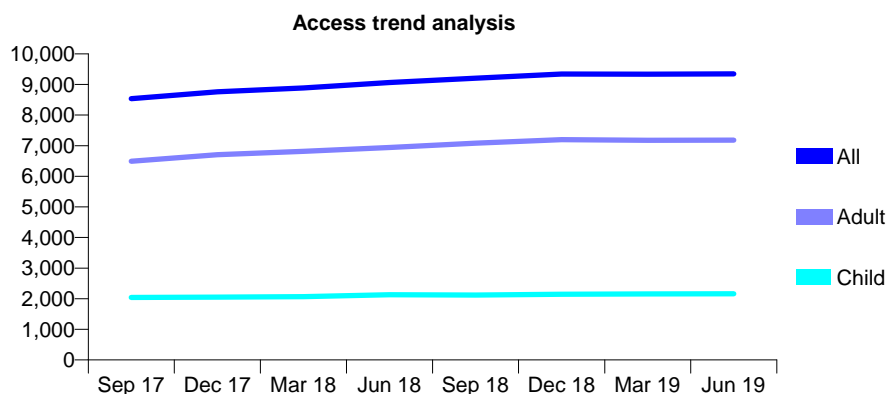
Q70 - Vital Signs At a Glance Contract Report for 750026/0001 - June 2019

Name or company name	Royal Terrace Dental Practice
Contract type name	GDS Contract
Purpose of contract	General
Contract start date	01/04/2006
Contract end date	

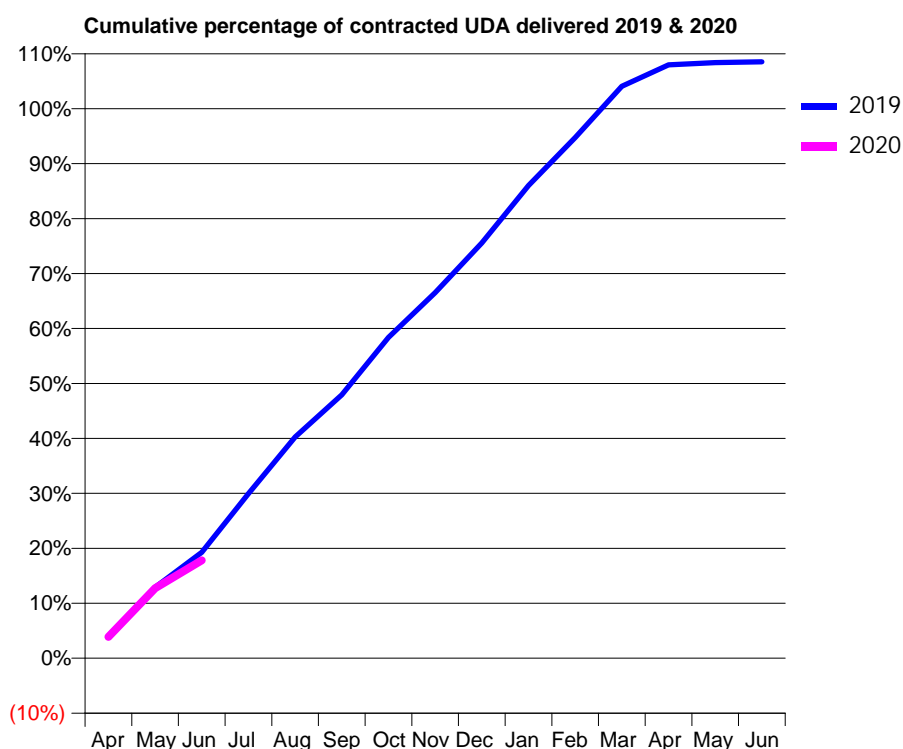
19/20 Contracted general activity (UDA)	16,700
Carry forward general activity (UDA)	0
19/20 Contracted orthodontic activity (UOA)	0
Carry forward orthodontic activity (UOA)	0
Baseline contract value	£456,713.61

ACCESS*

Patients seen in 24 months	Total	Change since previous quarter
Quarter ending June 2018	9,065	
Quarter ending September 2018	9,205	→
Quarter ending December 2018	9,342	→
Quarter ending March 2019	9,335	→
Quarter ending June 2019	9,347	→
Variance since June 2018	3.1%	↑



ACTIVITY



Adjusted Scheduled Activity (UDA)		
Month	2019	2020
April	630	651
May	2,160	2,129
June	3,215	2,976
July	5,002	
August	6,725	
September	8,003	
October	9,750	
November	11,109	
December	12,618	
January	14,366	
February	15,825	
March	17,380	
April	18,031	
May	18,097	
June	18,120	

QUALITY

	Quantity	Base Number	Contract	AT	Region	England
% of FP17s for the same patient ID Re-attending within 3 months - Children	24	465	5.2%	9.2%	10.6%	11.4%
% of FP17s for the same patient ID Re-attending within 3 months - Adults	192	1,451	13.2%	13.8%	15.2%	15.4%
% of FP17s for the same patient ID Re-attending between 3 & 9 months - Children	101	465	21.7%	62.6%	62.3%	59.8%
% of FP17s for the same patient ID Re-attending between 3 & 9 months - Adults	380	1,451	26.2%	53.4%	53.3%	52.1%
% of FP17s for Band 1 Urgent Courses	177	1,583	11.2%	10.1%	9.7%	9.2%
% of FP17s Relating to Free Repair or Replacements	11	1,583	0.7%	0.6%	0.6%	0.7%
% of FP17s Relating to Continuations	6	1,583	0.4%	0.9%	0.8%	0.8%
% of Patients satisfied with the dentistry they have received	2	3	N/A	93.2%	93.4%	93.4%
% of Patients satisfied with the time they had to wait for an appointment	3	3	N/A	85.6%	86.8%	87.6%

* This is based on patients treated on this contract for their most recent course of treatment.

Figures in italics indicate the base number of FP17s or Patient Questionnaire responses are less than 100. N/A is shown where the base number of responses is less than 10 during the period. % is calculated as Quantity/Base number*100

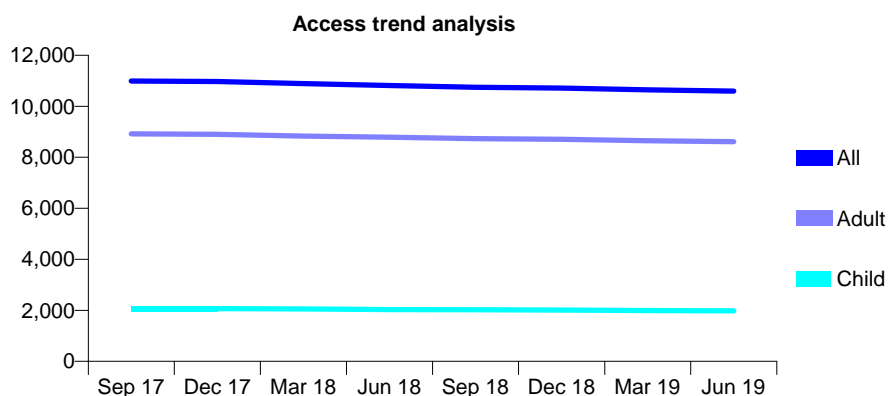
Q70 - Vital Signs At a Glance Contract Report for 755648/0001 - June 2019

Name or company name	MR SM SHILLAKER
Contract type name	GDS Contract
Purpose of contract	General
Contract start date	01/04/2006
Contract end date	

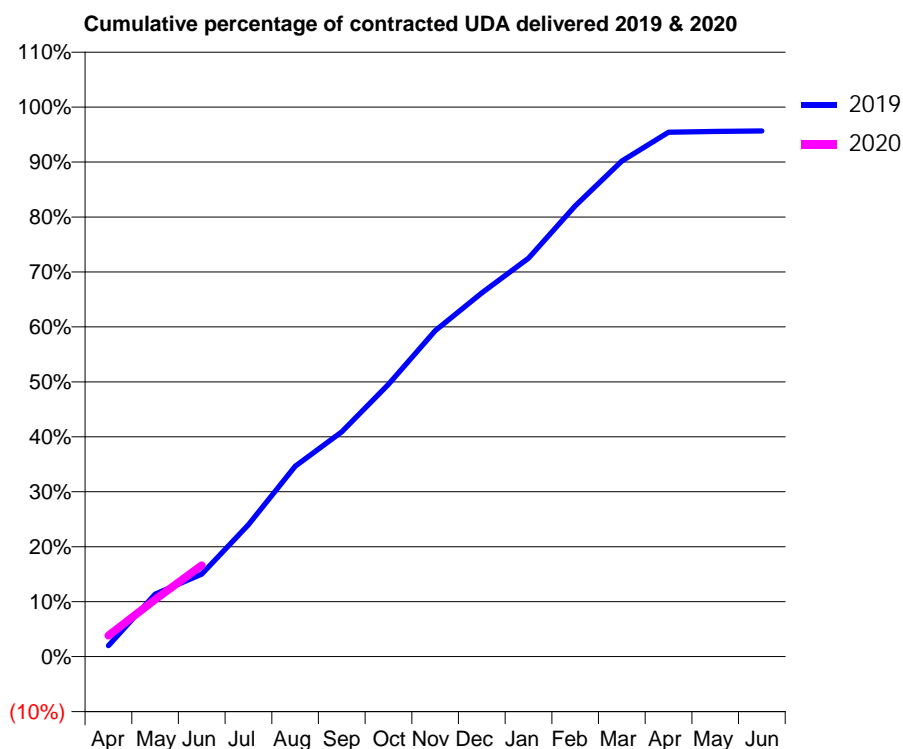
19/20 Contracted general activity (UDA)	29,000
Carry forward general activity (UDA)	0
19/20 Contracted orthodontic activity (UOA)	0
Carry forward orthodontic activity (UOA)	0
Baseline contract value	£770,662.92

ACCESS*

Patients seen in 24 months	Total	Change since previous quarter
Quarter ending June 2018	10,818	
Quarter ending September 2018	10,750	→
Quarter ending December 2018	10,711	→
Quarter ending March 2019	10,644	→
Quarter ending June 2019	10,596	→
Variance since June 2018	(2.1%)	↓



ACTIVITY



Month	Adjusted Scheduled Activity (UDA)	
	2019	2020
April	577	1,109
May	3,294	3,017
June	4,356	4,816
July	6,965	
August	10,046	
September	11,863	
October	14,364	
November	17,193	
December	19,196	
January	21,021	
February	23,790	
March	26,153	
April	27,670	
May	27,716	
June	27,740	

QUALITY

	Quantity	Base Number	Contract	AT	Region	England
% of FP17s for the same patient ID Re-attending within 3 months - Children	42	759	5.5%	9.2%	10.6%	11.4%
% of FP17s for the same patient ID Re-attending within 3 months - Adults	356	2,902	12.3%	13.8%	15.2%	15.4%
% of FP17s for the same patient ID Re-attending between 3 & 9 months - Children	558	759	73.5%	62.6%	62.3%	59.8%
% of FP17s for the same patient ID Re-attending between 3 & 9 months - Adults	1,587	2,902	54.7%	53.4%	53.3%	52.1%
% of FP17s for Band 1 Urgent Courses	234	2,856	8.2%	10.1%	9.7%	9.2%
% of FP17s Relating to Free Repair or Replacements	16	2,856	0.6%	0.6%	0.6%	0.7%
% of FP17s Relating to Continuations	26	2,856	0.9%	0.9%	0.8%	0.8%
% of Patients satisfied with the dentistry they have received	2	2	N/A	93.2%	93.4%	93.4%
% of Patients satisfied with the time they had to wait for an appointment	1	2	N/A	85.6%	86.8%	87.6%

* This is based on patients treated on this contract for their most recent course of treatment. Figures in italics indicate the base number of FP17s or Patient Questionnaire responses are less than 100. N/A is shown where the base number of responses is less than 10 during the period. % is calculated as Quantity/Base number*100

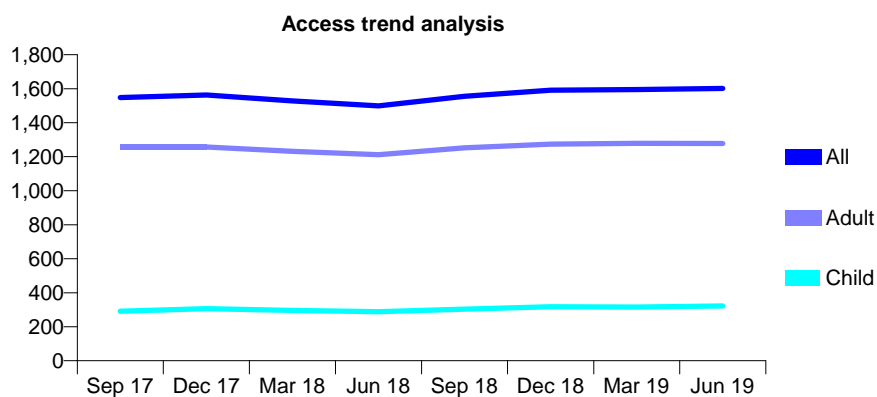
Q70 - Vital Signs At a Glance Contract Report for 765201/0001 - June 2019

Name or company name	MR A SHENYAN
Contract type name	GDS Contract
Purpose of contract	General
Contract start date	01/04/2006
Contract end date	

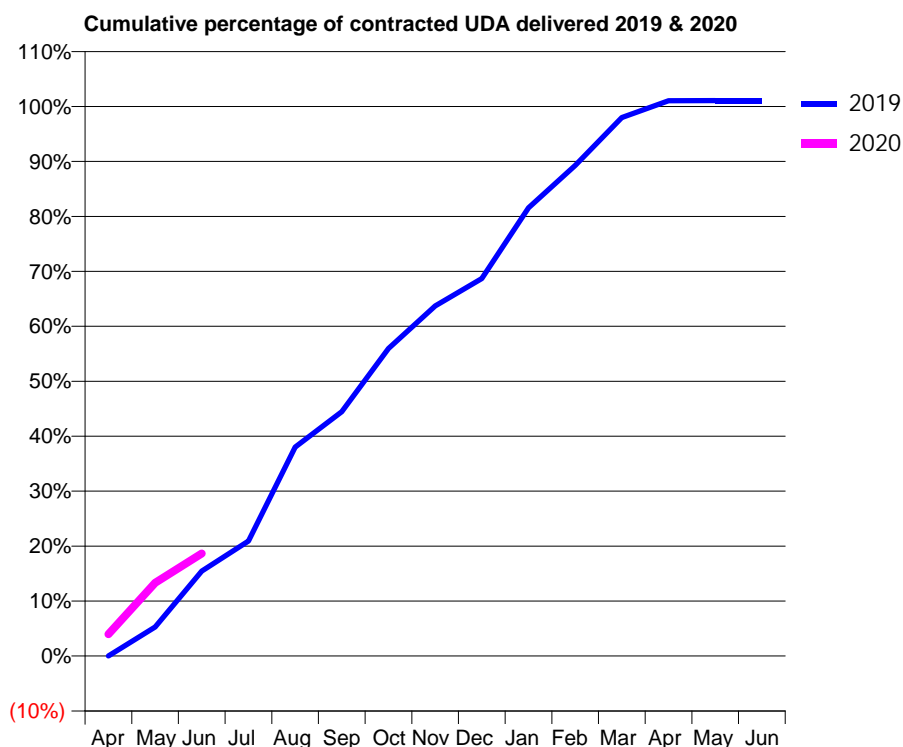
19/20 Contracted general activity (UDA)	7,650
Carry forward general activity (UDA)	0
19/20 Contracted orthodontic activity (UOA)	0
Carry forward orthodontic activity (UOA)	0
Baseline contract value	£216,831.03

ACCESS*

Patients seen in 24 months	Total	Change since previous quarter
Quarter ending June 2018	1,499	
Quarter ending September 2018	1,556	↑
Quarter ending December 2018	1,591	↑
Quarter ending March 2019	1,595	→
Quarter ending June 2019	1,601	→
Variance since June 2018	6.8%	↑



ACTIVITY



Month	Adjusted Scheduled Activity (UDA)	
	2019	2020
April	0	303
May	406	1,020
June	1,182	1,427
July	1,602	
August	2,908	
September	3,402	
October	4,283	
November	4,874	
December	5,254	
January	6,238	
February	6,829	
March	7,495	
April	7,730	
May	7,731	
June	7,731	

QUALITY

	Quantity	Base Number	Contract	AT	Region	England
% of FP17s for the same patient ID Re-attending within 3 months - Children	8	115	7.0%	9.2%	10.6%	11.4%
% of FP17s for the same patient ID Re-attending within 3 months - Adults	67	440	15.2%	13.8%	15.2%	15.4%
% of FP17s for the same patient ID Re-attending between 3 & 9 months - Children	62	115	53.9%	62.6%	62.3%	59.8%
% of FP17s for the same patient ID Re-attending between 3 & 9 months - Adults	264	440	60.0%	53.4%	53.3%	52.1%
% of FP17s for Band 1 Urgent Courses	13	475	2.7%	10.1%	9.7%	9.2%
% of FP17s Relating to Free Repair or Replacements	10	475	2.1%	0.6%	0.6%	0.7%
% of FP17s Relating to Continuations	10	475	2.1%	0.9%	0.8%	0.8%
% of Patients satisfied with the dentistry they have received	2	4	N/A	93.2%	93.4%	93.4%
% of Patients satisfied with the time they had to wait for an appointment	4	4	N/A	85.6%	86.8%	87.6%

* This is based on patients treated on this contract for their most recent course of treatment. Figures in italics indicate the base number of FP17s or Patient Questionnaire responses are less than 100. N/A is shown where the base number of responses is less than 10 during the period. % is calculated as Quantity/Base number*100

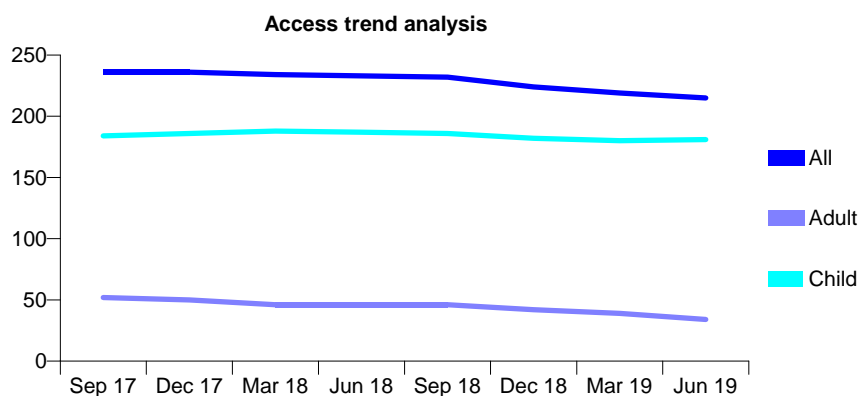
Q70 - Vital Signs At a Glance Contract Report for 769797/0001 - June 2019

Name or company name	MR FJ PEROLD
Contract type name	GDS Contract
Purpose of contract	General
Contract start date	01/04/2006
Contract end date	

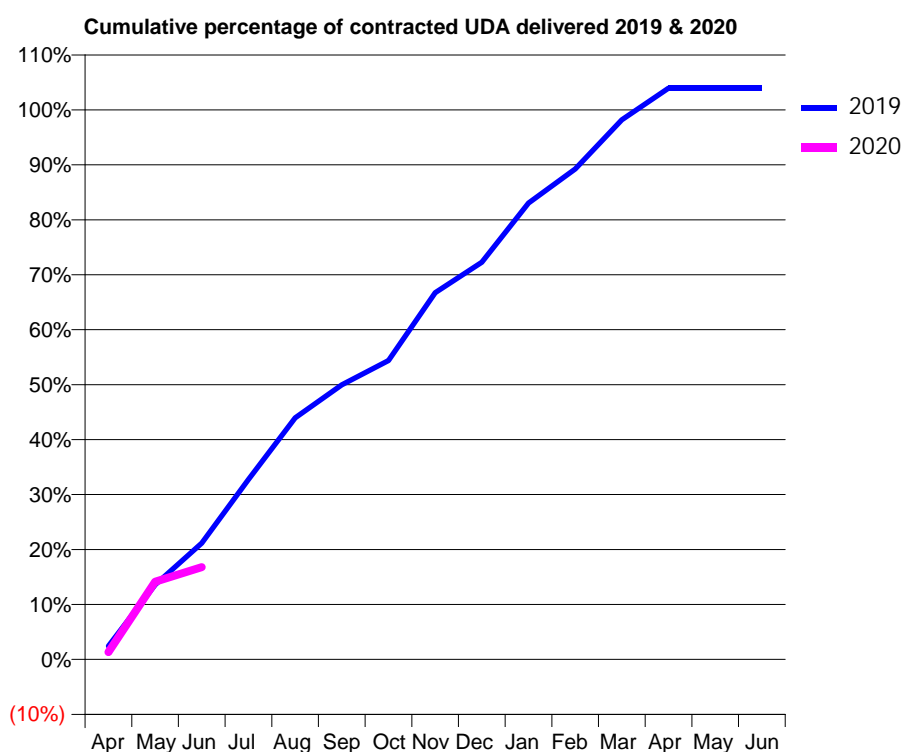
19/20 Contracted general activity (UDA)	450
Carry forward general activity (UDA)	0
19/20 Contracted orthodontic activity (UOA)	0
Carry forward orthodontic activity (UOA)	0
Baseline contract value	£10,500.92

ACCESS*

Patients seen in 24 months	Total	Change since previous quarter
Quarter ending June 2018	233	
Quarter ending September 2018	232	→
Quarter ending December 2018	224	↓
Quarter ending March 2019	219	↓
Quarter ending June 2019	215	↓
Variance since June 2018	(7.7%)	↓



ACTIVITY



Month	2019	2020
April	11	6
May	61	64
June	95	76
July	147	
August	198	
September	225	
October	245	
November	300	
December	325	
January	374	
February	402	
March	442	
April	468	
May	468	
June	468	

QUALITY

	Quantity	Base Number	Contract	AT	Region	England
% of FP17s for the same patient ID Re-attending within 3 months - Children	8	73	11.0%	9.2%	10.6%	11.4%
% of FP17s for the same patient ID Re-attending within 3 months - Adults	0	4	0.0%	13.8%	15.2%	15.4%
% of FP17s for the same patient ID Re-attending between 3 & 9 months - Children	52	73	71.2%	62.6%	62.3%	59.8%
% of FP17s for the same patient ID Re-attending between 3 & 9 months - Adults	3	4	75.0%	53.4%	53.3%	52.1%
% of FP17s for Band 1 Urgent Courses	3	59	5.1%	10.1%	9.7%	9.2%
% of FP17s Relating to Free Repair or Replacements	0	59	0.0%	0.6%	0.6%	0.7%
% of FP17s Relating to Continuations	0	59	0.0%	0.9%	0.8%	0.8%
% of Patients satisfied with the dentistry they have received	0	0	N/A	93.2%	93.4%	93.4%
% of Patients satisfied with the time they had to wait for an appointment	0	0	N/A	85.6%	86.8%	87.6%

* This is based on patients treated on this contract for their most recent course of treatment. Figures in italics indicate the base number of FP17s or Patient Questionnaire responses are less than 100. N/A is shown where the base number of responses is less than 10 during the period. % is calculated as Quantity/Base number*100

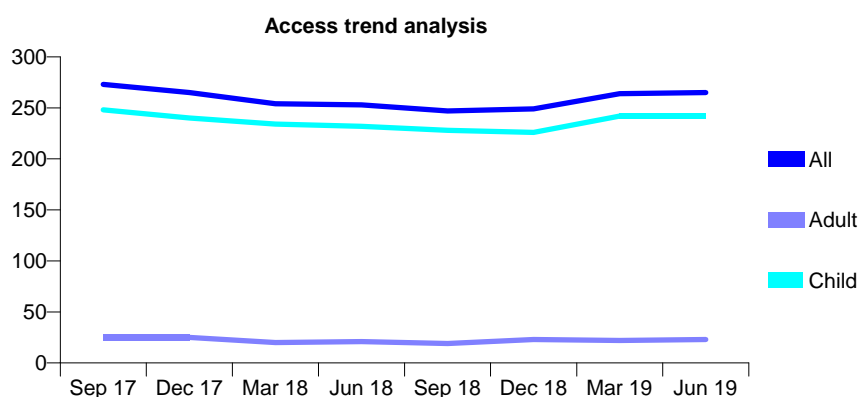
Q70 - Vital Signs At a Glance Contract Report for 801550/0001 - June 2019

Name or company name	Cheriton Dental Practice
Contract type name	GDS Contract
Purpose of contract	General
Contract start date	01/04/2006
Contract end date	

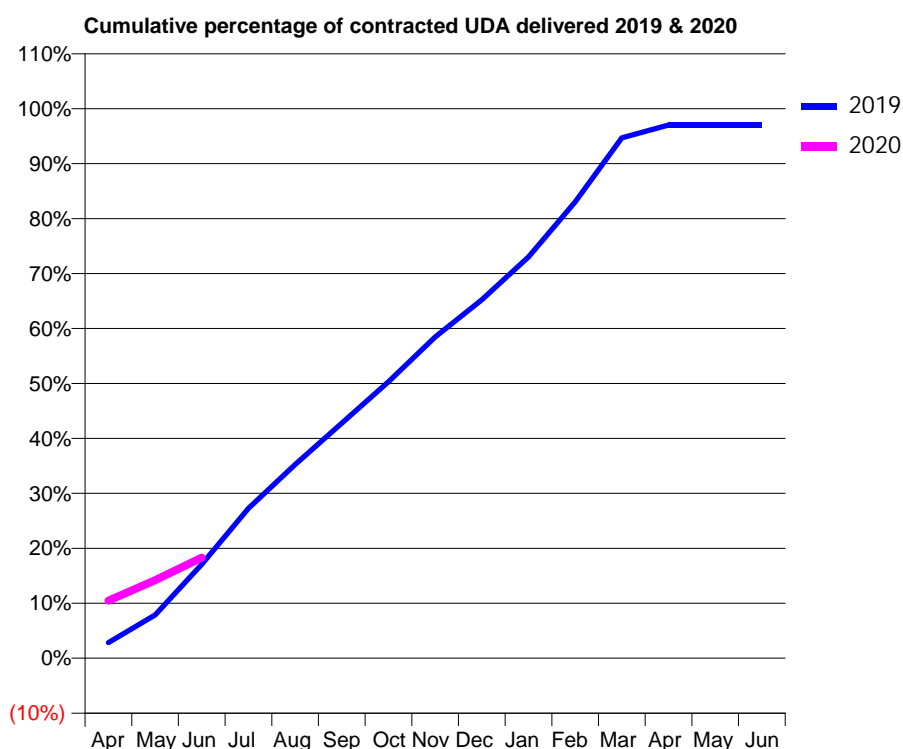
19/20 Contracted general activity (UDA)	640
Carry forward general activity (UDA)	0
19/20 Contracted orthodontic activity (UOA)	0
Carry forward orthodontic activity (UOA)	0
Baseline contract value	£15,062.71

ACCESS*

Patients seen in 24 months	Total	Change since previous quarter
Quarter ending June 2018	253	
Quarter ending September 2018	247	↓
Quarter ending December 2018	249	→
Quarter ending March 2019	264	↑
Quarter ending June 2019	265	→
Variance since June 2018	4.7%	↑



ACTIVITY



Month	2019	2020
April	18	67
May	50	91
June	109	117
July	175	
August	226	
September	274	
October	322	
November	374	
December	417	
January	467	
February	532	
March	606	
April	621	
May	621	
June	621	

QUALITY

	Quantity	Base Number	Contract	AT	Region	England
% of FP17s for the same patient ID Re-attending within 3 months - Children	5	86	5.8%	9.2%	10.6%	11.4%
% of FP17s for the same patient ID Re-attending within 3 months - Adults	0	0	N/A	13.8%	15.2%	15.4%
% of FP17s for the same patient ID Re-attending between 3 & 9 months - Children	53	86	61.6%	62.6%	62.3%	59.8%
% of FP17s for the same patient ID Re-attending between 3 & 9 months - Adults	0	0	N/A	53.4%	53.3%	52.1%
% of FP17s for Band 1 Urgent Courses	1	73	1.4%	10.1%	9.7%	9.2%
% of FP17s Relating to Free Repair or Replacements	0	73	0.0%	0.6%	0.6%	0.7%
% of FP17s Relating to Continuations	0	73	0.0%	0.9%	0.8%	0.8%
% of Patients satisfied with the dentistry they have received	0	0	N/A	93.2%	93.4%	93.4%
% of Patients satisfied with the time they had to wait for an appointment	0	0	N/A	85.6%	86.8%	87.6%

* This is based on patients treated on this contract for their most recent course of treatment.

Figures in italics indicate the base number of FP17s or Patient Questionnaire responses are less than 100. N/A is shown where the base number of responses is less than 10 during the period. % is calculated as Quantity/Base number*100

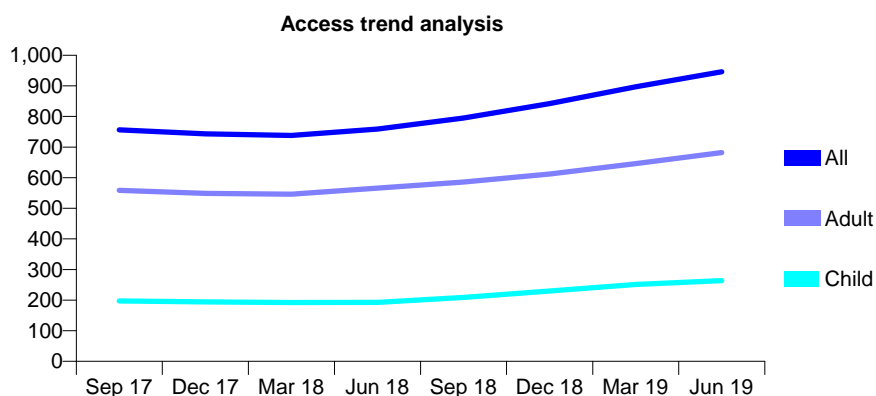
Q70 - Vital Signs At a Glance Contract Report for 801623/0001 - June 2019

Name or company name	Hema Rajah
Contract type name	GDS Contract
Purpose of contract	General
Contract start date	01/04/2006
Contract end date	

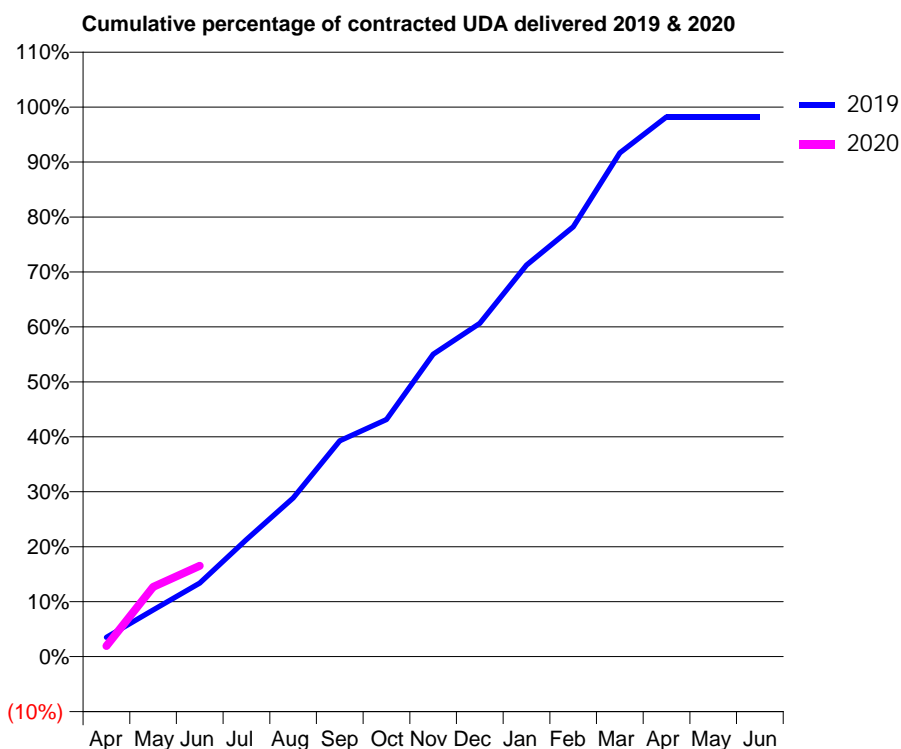
19/20 Contracted general activity (UDA)	2,360
Carry forward general activity (UDA)	0
19/20 Contracted orthodontic activity (UOA)	0
Carry forward orthodontic activity (UOA)	0
Baseline contract value	£57,057.64

ACCESS*

Patients seen in 24 months	Total	Change since previous quarter
Quarter ending June 2018	759	
Quarter ending September 2018	795	↑
Quarter ending December 2018	842	↑
Quarter ending March 2019	897	↑
Quarter ending June 2019	946	↑
Variance since June 2018	24.6%	↑



ACTIVITY



Month	Adjusted Scheduled Activity (UDA)	
	2019	2020
April	83	46
May	201	299
June	316	390
July	503	
August	681	
September	927	
October	1,018	
November	1,298	
December	1,432	
January	1,682	
February	1,846	
March	2,163	
April	2,318	
May	2,318	
June	2,318	

QUALITY

	Quantity	Base Number	Contract	AT	Region	England
% of FP17s for the same patient ID Re-attending within 3 months - Children	5	104	4.8%	9.2%	10.6%	11.4%
% of FP17s for the same patient ID Re-attending within 3 months - Adults	27	235	11.5%	13.8%	15.2%	15.4%
% of FP17s for the same patient ID Re-attending between 3 & 9 months - Children	70	104	67.3%	62.6%	62.3%	59.8%
% of FP17s for the same patient ID Re-attending between 3 & 9 months - Adults	129	235	54.9%	53.4%	53.3%	52.1%
% of FP17s for Band 1 Urgent Courses	16	258	6.2%	10.1%	9.7%	9.2%
% of FP17s Relating to Free Repair or Replacements	2	258	0.8%	0.6%	0.6%	0.7%
% of FP17s Relating to Continuations	1	258	0.4%	0.9%	0.8%	0.8%
% of Patients satisfied with the dentistry they have received	0	0	N/A	93.2%	93.4%	93.4%
% of Patients satisfied with the time they had to wait for an appointment	0	0	N/A	85.6%	86.8%	87.6%

* This is based on patients treated on this contract for their most recent course of treatment. Figures in italics indicate the base number of FP17s or Patient Questionnaire responses are less than 100. N/A is shown where the base number of responses is less than 10 during the period. % is calculated as Quantity/Base number*100

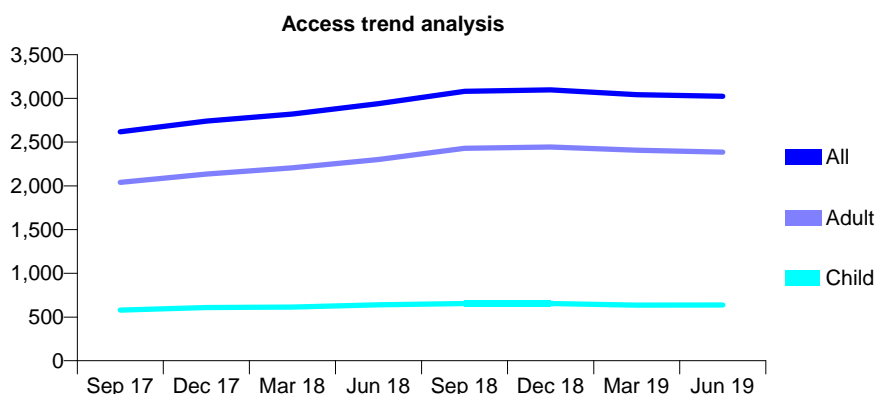
Q70 - Vital Signs At a Glance Contract Report for 804568/0001 - June 2019

Name or company name	MR SA WALKER
Contract type name	GDS Contract
Purpose of contract	General
Contract start date	01/04/2006
Contract end date	

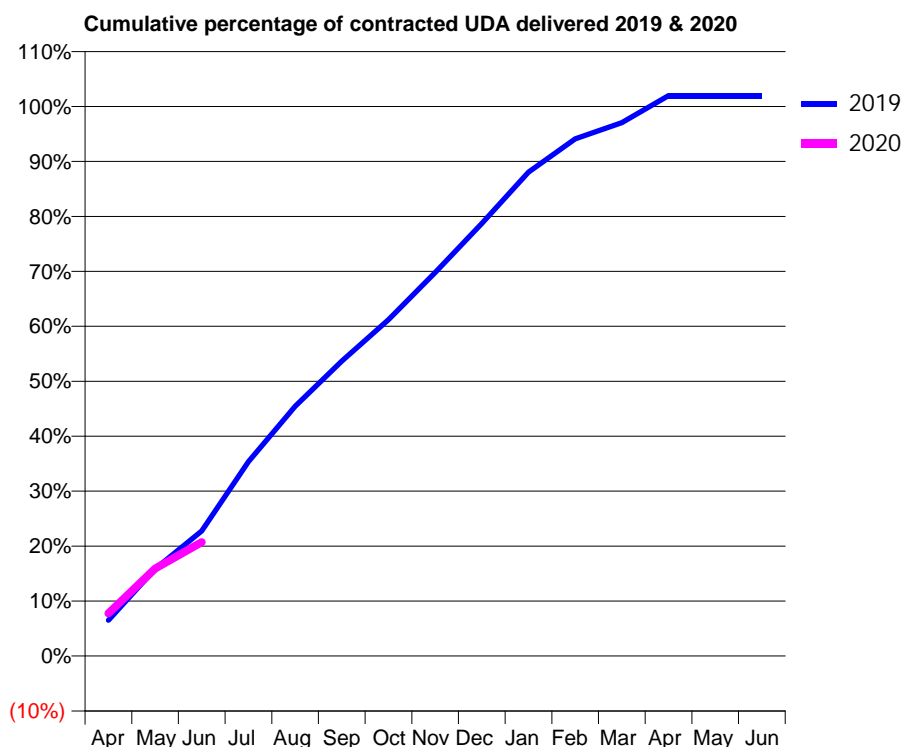
19/20 Contracted general activity (UDA)	8,477
Carry forward general activity (UDA)	0
19/20 Contracted orthodontic activity (UOA)	0
Carry forward orthodontic activity (UOA)	0
Baseline contract value	£220,739.66

ACCESS*

Patients seen in 24 months	Total	Change since previous quarter
Quarter ending June 2018	2,939	
Quarter ending September 2018	3,081	↑
Quarter ending December 2018	3,097	→
Quarter ending March 2019	3,044	↓
Quarter ending June 2019	3,024	→
Variance since June 2018	2.9%	↑



ACTIVITY



Month	Adjusted Scheduled Activity (UDA)	
	2019	2020
April	552	656
May	1,344	1,351
June	1,930	1,755
July	2,998	
August	3,853	
September	4,548	
October	5,187	
November	5,917	
December	6,673	
January	7,463	
February	7,976	
March	8,227	
April	8,642	
May	8,642	
June	8,642	

QUALITY

	Quantity	Base Number	Contract	AT	Region	England
% of FP17s for the same patient ID Re-attending within 3 months - Children	19	268	7.1%	9.2%	10.6%	11.4%
% of FP17s for the same patient ID Re-attending within 3 months - Adults	107	967	11.1%	13.8%	15.2%	15.4%
% of FP17s for the same patient ID Re-attending between 3 & 9 months - Children	196	268	73.1%	62.6%	62.3%	59.8%
% of FP17s for the same patient ID Re-attending between 3 & 9 months - Adults	713	967	73.7%	53.4%	53.3%	52.1%
% of FP17s for Band 1 Urgent Courses	42	981	4.3%	10.1%	9.7%	9.2%
% of FP17s Relating to Free Repair or Replacements	24	981	2.4%	0.6%	0.6%	0.7%
% of FP17s Relating to Continuations	6	981	0.6%	0.9%	0.8%	0.8%
% of Patients satisfied with the dentistry they have received	4	4	N/A	93.2%	93.4%	93.4%
% of Patients satisfied with the time they had to wait for an appointment	4	4	N/A	85.6%	86.8%	87.6%

* This is based on patients treated on this contract for their most recent course of treatment. Figures in italics indicate the base number of FP17s or Patient Questionnaire responses are less than 100. N/A is shown where the base number of responses is less than 10 during the period. % is calculated as Quantity/Base number*100

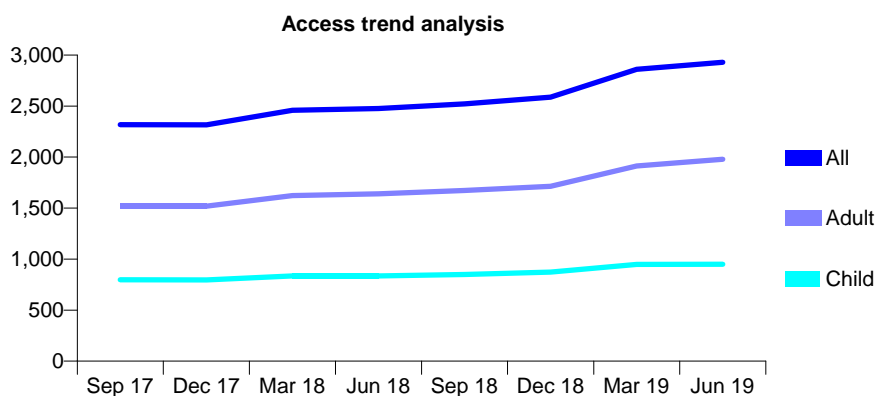
Q70 - Vital Signs At a Glance Contract Report for 810274/0001 - June 2019

Name or company name	MR TN DAVIES
Contract type name	GDS Contract
Purpose of contract	General
Contract start date	01/04/2006
Contract end date	

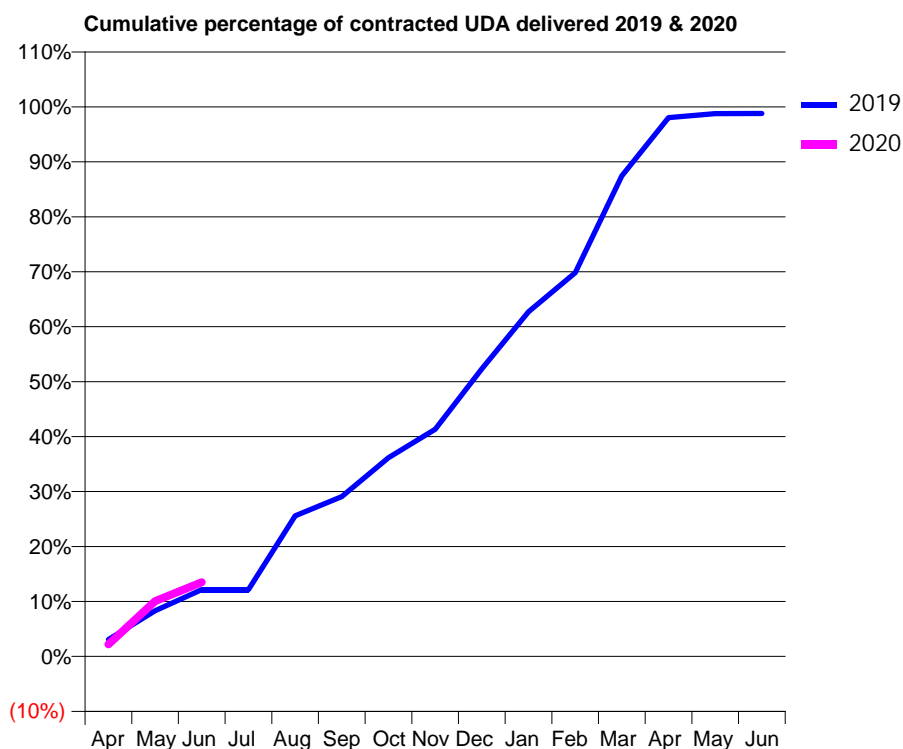
19/20 Contracted general activity (UDA)	8,357
Carry forward general activity (UDA)	0
19/20 Contracted orthodontic activity (UOA)	0
Carry forward orthodontic activity (UOA)	0
Baseline contract value	£210,632.00

ACCESS*

Patients seen in 24 months	Total	Change since previous quarter
Quarter ending June 2018	2,476	
Quarter ending September 2018	2,521	→
Quarter ending December 2018	2,587	↑
Quarter ending March 2019	2,861	↑
Quarter ending June 2019	2,929	↑
Variance since June 2018	18.3%	↑



ACTIVITY



Month	2019	2020
April	221	184
May	598	841
June	875	1,128
July	875	
August	1,840	
September	2,091	
October	2,599	
November	2,971	
December	3,761	
January	4,509	
February	5,020	
March	6,288	
April	7,049	
May	7,101	
June	7,104	

QUALITY

	Quantity	Base Number	Contract	AT	Region	England
% of FP17s for the same patient ID Re-attending within 3 months - Children	20	326	6.1%	9.2%	10.6%	11.4%
% of FP17s for the same patient ID Re-attending within 3 months - Adults	90	721	12.5%	13.8%	15.2%	15.4%
% of FP17s for the same patient ID Re-attending between 3 & 9 months - Children	231	326	70.9%	62.6%	62.3%	59.8%
% of FP17s for the same patient ID Re-attending between 3 & 9 months - Adults	403	721	55.9%	53.4%	53.3%	52.1%
% of FP17s for Band 1 Urgent Courses	32	490	6.5%	10.1%	9.7%	9.2%
% of FP17s Relating to Free Repair or Replacements	2	490	0.4%	0.6%	0.6%	0.7%
% of FP17s Relating to Continuations	3	490	0.6%	0.9%	0.8%	0.8%
% of Patients satisfied with the dentistry they have received	0	0	N/A	93.2%	93.4%	93.4%
% of Patients satisfied with the time they had to wait for an appointment	0	0	N/A	85.6%	86.8%	87.6%

* This is based on patients treated on this contract for their most recent course of treatment. Figures in italics indicate the base number of FP17s or Patient Questionnaire responses are less than 100. N/A is shown where the base number of responses is less than 10 during the period. % is calculated as Quantity/Base number*100

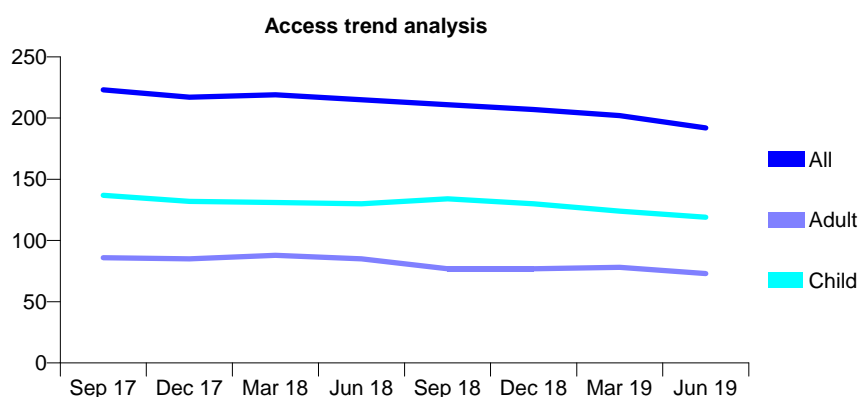
Q70 - Vital Signs At a Glance Contract Report for 811335/0001 - June 2019

Name or company name	MR R HERRON
Contract type name	GDS Contract
Purpose of contract	General
Contract start date	01/04/2006
Contract end date	

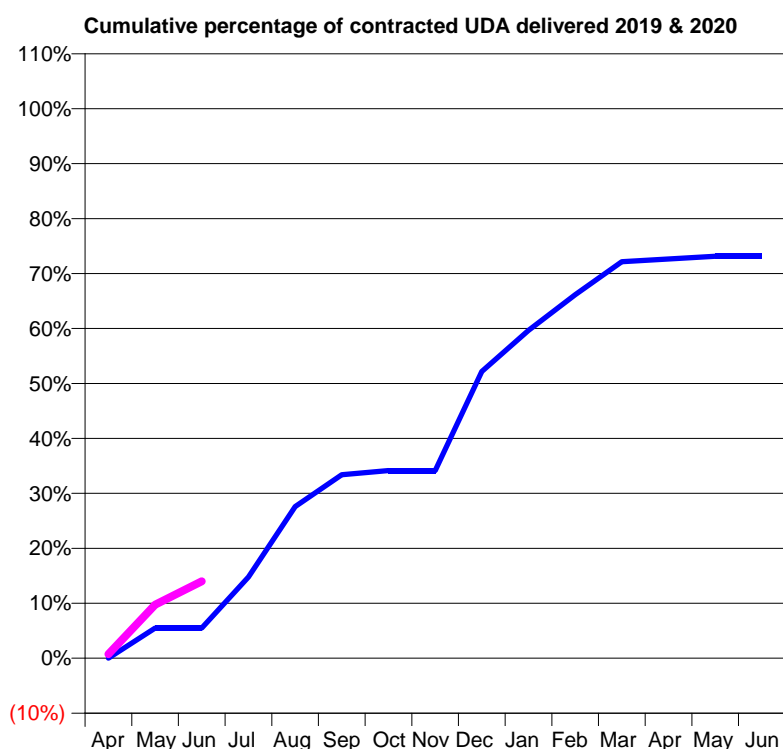
19/20 Contracted general activity (UDA)	400
Carry forward general activity (UDA)	0
19/20 Contracted orthodontic activity (UOA)	0
Carry forward orthodontic activity (UOA)	0
Baseline contract value	£10,038.29

ACCESS*

Patients seen in 24 months	Total	Change since previous quarter
Quarter ending June 2018	215	
Quarter ending September 2018	211	↓
Quarter ending December 2018	207	↓
Quarter ending March 2019	202	↓
Quarter ending June 2019	192	↓
Variance since June 2018	(10.7%)	↓



ACTIVITY



Month	Adjusted Scheduled Activity (UDA)	
	2019	2020
April	0	3
May	22	39
June	22	56
July	59	
August	110	
September	134	
October	137	
November	137	
December	209	
January	239	
February	265	
March	289	
April	291	
May	293	
June	293	

QUALITY

	Quantity	Base Number	Contract	AT	Region	England
% of FP17s for the same patient ID Re-attending within 3 months - Children	0	36	0.0%	9.2%	10.6%	11.4%
% of FP17s for the same patient ID Re-attending within 3 months - Adults	0	10	0.0%	13.8%	15.2%	15.4%
% of FP17s for the same patient ID Re-attending between 3 & 9 months - Children	23	36	63.9%	62.6%	62.3%	59.8%
% of FP17s for the same patient ID Re-attending between 3 & 9 months - Adults	6	10	60.0%	53.4%	53.3%	52.1%
% of FP17s for Band 1 Urgent Courses	0	42	0.0%	10.1%	9.7%	9.2%
% of FP17s Relating to Free Repair or Replacements	0	42	0.0%	0.6%	0.6%	0.7%
% of FP17s Relating to Continuations	0	42	0.0%	0.9%	0.8%	0.8%
% of Patients satisfied with the dentistry they have received	1	1	N/A	93.2%	93.4%	93.4%
% of Patients satisfied with the time they had to wait for an appointment	1	1	N/A	85.6%	86.8%	87.6%

* This is based on patients treated on this contract for their most recent course of treatment.

Figures in italics indicate the base number of FP17s or Patient Questionnaire responses are less than 100. N/A is shown where the base number of responses is less than 10 during the period. % is calculated as Quantity/Base number*100

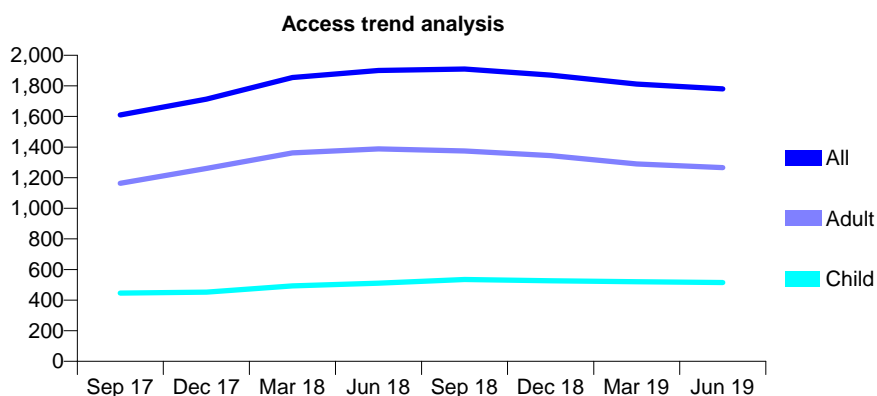
Q70 - Vital Signs At a Glance Contract Report for 813079/0001 - June 2019

Name or company name	SALZL A
Contract type name	GDS Contract
Purpose of contract	General
Contract start date	01/04/2006
Contract end date	

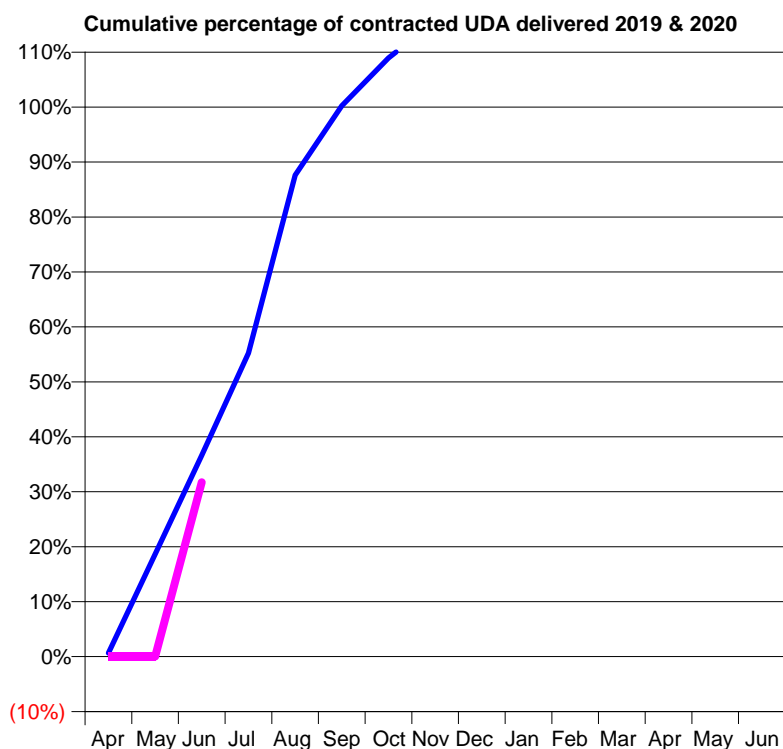
19/20 Contracted general activity (UDA)	1,800
Carry forward general activity (UDA)	0
19/20 Contracted orthodontic activity (UOA)	0
Carry forward orthodontic activity (UOA)	0
Baseline contract value	£46,876.30

ACCESS*

Patients seen in 24 months	Total	Change since previous quarter
Quarter ending June 2018	1,900	
Quarter ending September 2018	1,910	→
Quarter ending December 2018	1,871	↓
Quarter ending March 2019	1,811	↓
Quarter ending June 2019	1,781	↓
Variance since June 2018	(6.3%)	↓



ACTIVITY



Month	Adjusted Scheduled Activity (UDA)	
	2019	2020
April	12	0
May	336	0
June	659	571
July	995	
August	1,577	
September	1,804	
October	1,961	
November	2,079	
December	2,216	
January	2,422	
February	2,580	
March	2,852	
April	2,852	
May	2,852	
June	2,857	

QUALITY

	Quantity	Base Number	Contract	AT	Region	England
% of FP17s for the same patient ID Re-attending within 3 months - Children	13	202	6.4%	9.2%	10.6%	11.4%
% of FP17s for the same patient ID Re-attending within 3 months - Adults	38	375	10.1%	13.8%	15.2%	15.4%
% of FP17s for the same patient ID Re-attending between 3 & 9 months - Children	104	202	51.5%	62.6%	62.3%	59.8%
% of FP17s for the same patient ID Re-attending between 3 & 9 months - Adults	102	375	27.2%	53.4%	53.3%	52.1%
% of FP17s for Band 1 Urgent Courses	18	420	4.3%	10.1%	9.7%	9.2%
% of FP17s Relating to Free Repair or Replacements	2	420	0.5%	0.6%	0.6%	0.7%
% of FP17s Relating to Continuations	0	420	0.0%	0.9%	0.8%	0.8%
% of Patients satisfied with the dentistry they have received	0	0	N/A	93.2%	93.4%	93.4%
% of Patients satisfied with the time they had to wait for an appointment	0	0	N/A	85.6%	86.8%	87.6%

* This is based on patients treated on this contract for their most recent course of treatment. Figures in italics indicate the base number of FP17s or Patient Questionnaire responses are less than 100. N/A is shown where the base number of responses is less than 10 during the period. % is calculated as Quantity/Base number*100

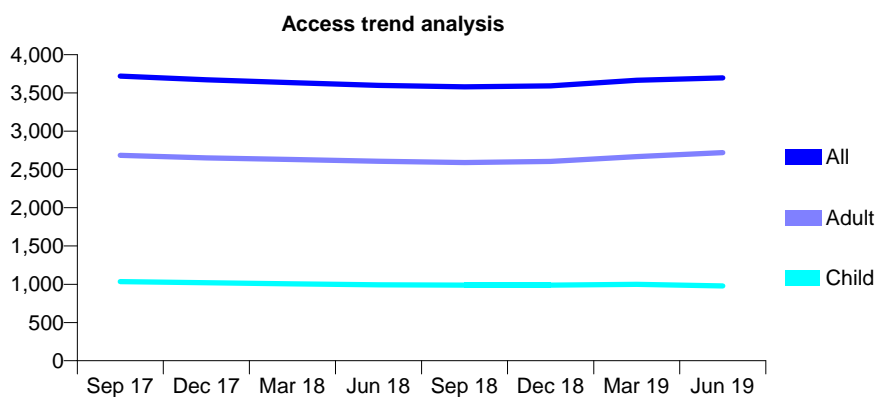
Q70 - Vital Signs At a Glance Contract Report for 817198/0001 - June 2019

Name or company name	MR RM WILLIAMS
Contract type name	GDS Contract
Purpose of contract	General
Contract start date	01/04/2006
Contract end date	

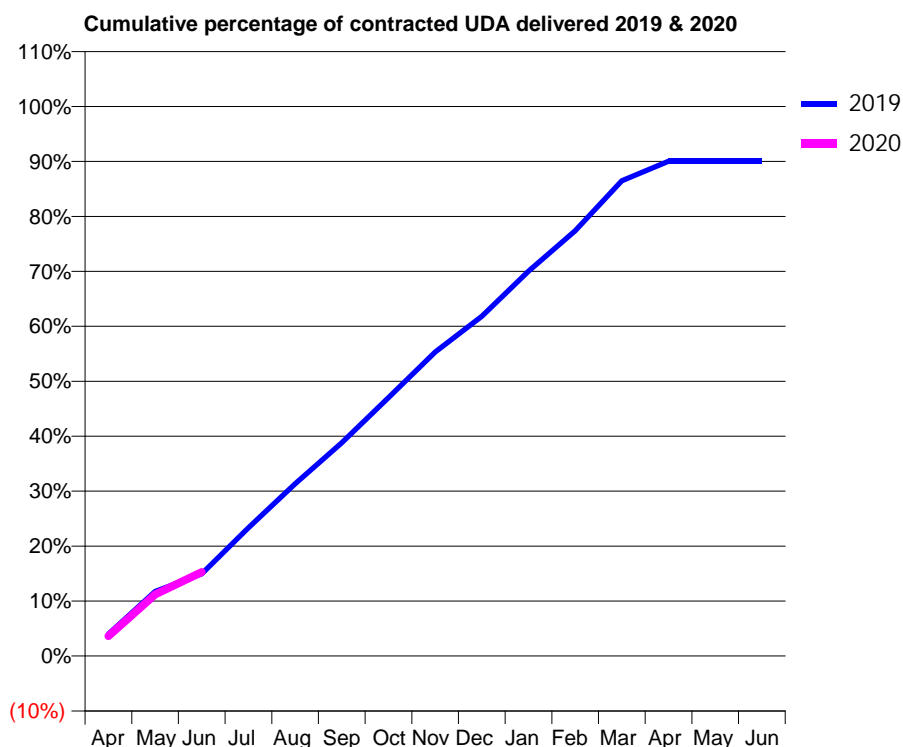
19/20 Contracted general activity (UDA)	11,000
Carry forward general activity (UDA)	0
19/20 Contracted orthodontic activity (UOA)	0
Carry forward orthodontic activity (UOA)	0
Baseline contract value	£326,761.55

ACCESS*

Patients seen in 24 months	Total	Change since previous quarter
Quarter ending June 2018	3,599	
Quarter ending September 2018	3,579	→
Quarter ending December 2018	3,592	→
Quarter ending March 2019	3,665	↑
Quarter ending June 2019	3,697	→
Variance since June 2018	2.7%	↑



ACTIVITY



Month	Adjusted Scheduled Activity (UDA)	
	2019	2020
April	442	399
May	1,292	1,232
June	1,646	1,681
July	2,569	
August	3,451	
September	4,271	
October	5,172	
November	6,084	
December	6,801	
January	7,701	
February	8,515	
March	9,511	
April	9,906	
May	9,906	
June	9,906	

QUALITY

	Quantity	Base Number	Contract	AT	Region	England
% of FP17s for the same patient ID Re-attending within 3 months - Children	16	364	4.4%	9.2%	10.6%	11.4%
% of FP17s for the same patient ID Re-attending within 3 months - Adults	88	687	12.8%	13.8%	15.2%	15.4%
% of FP17s for the same patient ID Re-attending between 3 & 9 months - Children	245	364	67.3%	62.6%	62.3%	59.8%
% of FP17s for the same patient ID Re-attending between 3 & 9 months - Adults	253	687	36.8%	53.4%	53.3%	52.1%
% of FP17s for Band 1 Urgent Courses	70	869	8.1%	10.1%	9.7%	9.2%
% of FP17s Relating to Free Repair or Replacements	4	869	0.5%	0.6%	0.6%	0.7%
% of FP17s Relating to Continuations	9	869	1.0%	0.9%	0.8%	0.8%
% of Patients satisfied with the dentistry they have received	4	4	N/A	93.2%	93.4%	93.4%
% of Patients satisfied with the time they had to wait for an appointment	4	4	N/A	85.6%	86.8%	87.6%

* This is based on patients treated on this contract for their most recent course of treatment. Figures in italics indicate the base number of FP17s or Patient Questionnaire responses are less than 100. N/A is shown where the base number of responses is less than 10 during the period. % is calculated as Quantity/Base number*100

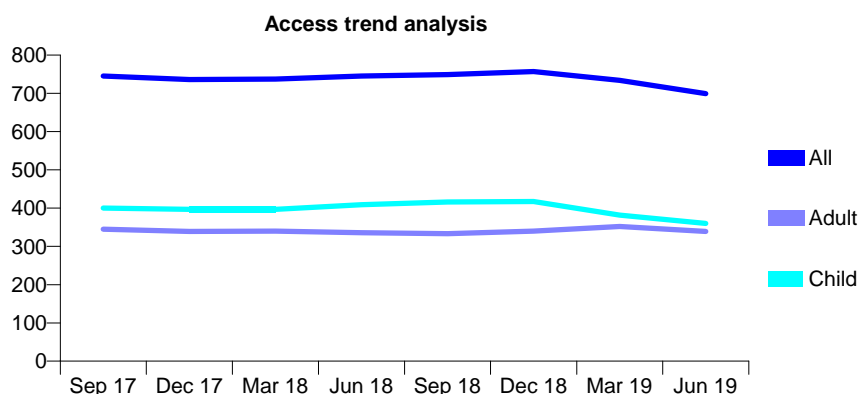
Q70 - Vital Signs At a Glance Contract Report for 820563/0001 - June 2019

Name or company name	MR MJ COLE
Contract type name	GDS Contract
Purpose of contract	General and Orthodontic
Contract start date	01/04/2006
Contract end date	

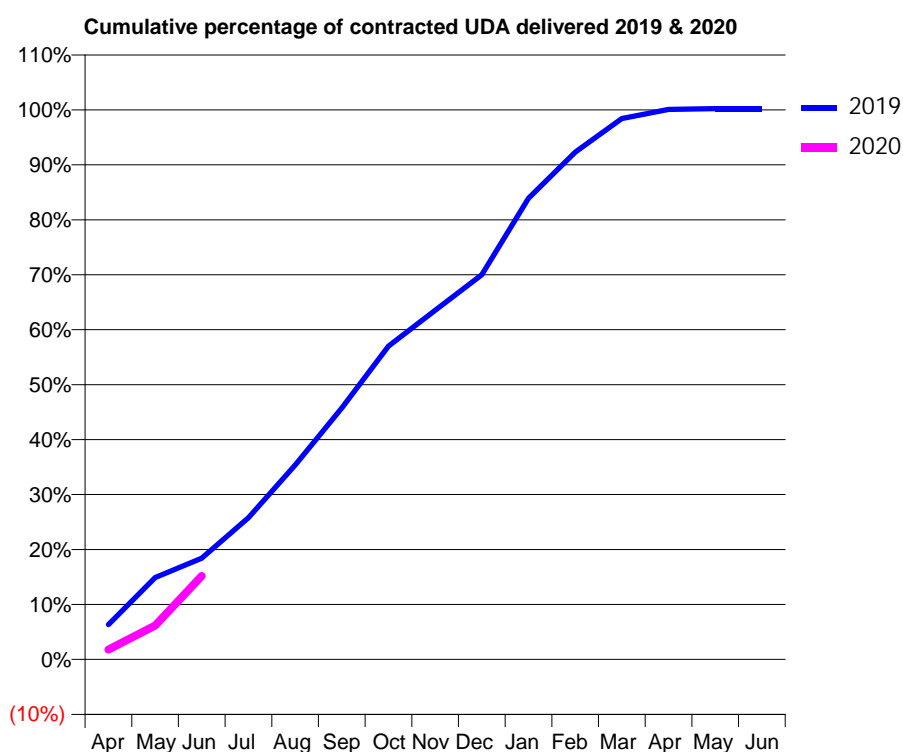
19/20 Contracted general activity (UDA)	1,870
Carry forward general activity (UDA)	0
19/20 Contracted orthodontic activity (UOA)	243
Carry forward orthodontic activity (UOA)	0
Baseline contract value	£65,919.48

ACCESS*

Patients seen in 24 months	Total	Change since previous quarter
Quarter ending June 2018	745	
Quarter ending September 2018	749	→
Quarter ending December 2018	757	→
Quarter ending March 2019	734	↓
Quarter ending June 2019	699	↓
Variance since June 2018	(6.2%)	↓



ACTIVITY



Month	2019	2020
April	119	33
May	279	115
June	345	284
July	482	
August	661	
September	855	
October	1,066	
November	1,188	
December	1,309	
January	1,569	
February	1,726	
March	1,840	
April	1,872	
May	1,875	
June	1,875	

QUALITY

	Quantity	Base Number	Contract	AT	Region	England
% of FP17s for the same patient ID Re-attending within 3 months - Children	7	130	5.4%	9.2%	10.6%	11.4%
% of FP17s for the same patient ID Re-attending within 3 months - Adults	6	84	7.1%	13.8%	15.2%	15.4%
% of FP17s for the same patient ID Re-attending between 3 & 9 months - Children	92	130	70.8%	62.6%	62.3%	59.8%
% of FP17s for the same patient ID Re-attending between 3 & 9 months - Adults	49	84	58.3%	53.4%	53.3%	52.1%
% of FP17s for Band 1 Urgent Courses	9	185	4.9%	10.1%	9.7%	9.2%
% of FP17s Relating to Free Repair or Replacements	0	185	0.0%	0.6%	0.6%	0.7%
% of FP17s Relating to Continuations	0	185	0.0%	0.9%	0.8%	0.8%
% of Patients satisfied with the dentistry they have received	0	0	N/A	93.2%	93.4%	93.4%
% of Patients satisfied with the time they had to wait for an appointment	0	0	N/A	85.6%	86.8%	87.6%

* This is based on patients treated on this contract for their most recent course of treatment. Figures in italics indicate the base number of FP17s or Patient Questionnaire responses are less than 100. N/A is shown where the base number of responses is less than 10 during the period. % is calculated as Quantity/Base number*100

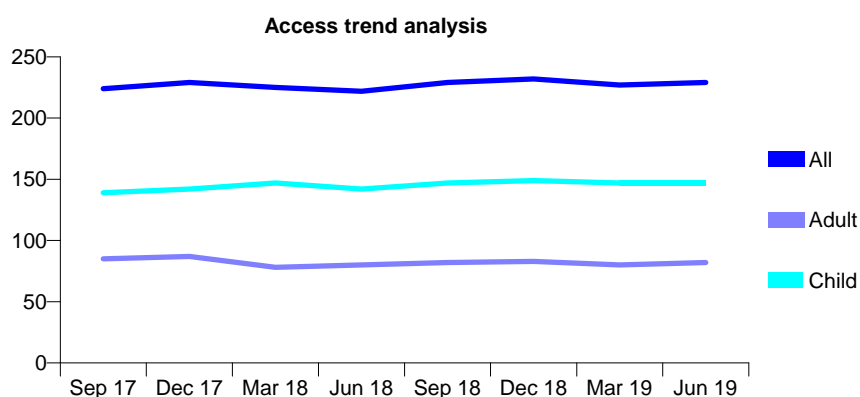
Q70 - Vital Signs At a Glance Contract Report for 825751/0002 - June 2019

Name or company name	MS BS SHIPLEY
Contract type name	GDS Contract
Purpose of contract	General
Contract start date	01/04/2006
Contract end date	

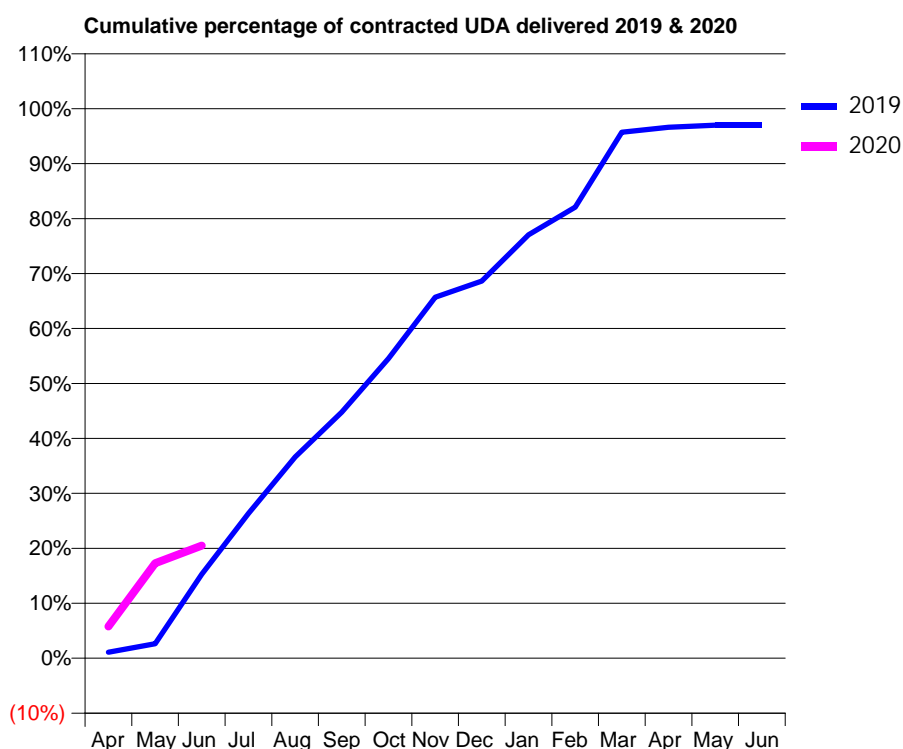
19/20 Contracted general activity (UDA)	539
Carry forward general activity (UDA)	0
19/20 Contracted orthodontic activity (UOA)	0
Carry forward orthodontic activity (UOA)	0
Baseline contract value	£14,457.33

ACCESS*

Patients seen in 24 months	Total	Change since previous quarter
Quarter ending June 2018	222	
Quarter ending September 2018	229	↑
Quarter ending December 2018	232	→
Quarter ending March 2019	227	↓
Quarter ending June 2019	229	→
Variance since June 2018	3.2%	↑



ACTIVITY



Month	2019	2020
April	6	31
May	14	93
June	82	110
July	142	
August	197	
September	241	
October	294	
November	354	
December	370	
January	415	
February	442	
March	516	
April	521	
May	523	
June	523	

QUALITY

	Quantity	Base Number	Contract	AT	Region	England
% of FP17s for the same patient ID Re-attending within 3 months - Children	4	48	8.3%	9.2%	10.6%	11.4%
% of FP17s for the same patient ID Re-attending within 3 months - Adults	0	18	0.0%	13.8%	15.2%	15.4%
% of FP17s for the same patient ID Re-attending between 3 & 9 months - Children	30	48	62.5%	62.6%	62.3%	59.8%
% of FP17s for the same patient ID Re-attending between 3 & 9 months - Adults	12	18	66.7%	53.4%	53.3%	52.1%
% of FP17s for Band 1 Urgent Courses	2	58	3.4%	10.1%	9.7%	9.2%
% of FP17s Relating to Free Repair or Replacements	0	58	0.0%	0.6%	0.6%	0.7%
% of FP17s Relating to Continuations	0	58	0.0%	0.9%	0.8%	0.8%
% of Patients satisfied with the dentistry they have received	0	0	N/A	93.2%	93.4%	93.4%
% of Patients satisfied with the time they had to wait for an appointment	0	0	N/A	85.6%	86.8%	87.6%

* This is based on patients treated on this contract for their most recent course of treatment.

Figures in italics indicate the base number of FP17s or Patient Questionnaire responses are less than 100. N/A is shown where the base number of responses is less than 10 during the period. % is calculated as Quantity/Base number*100

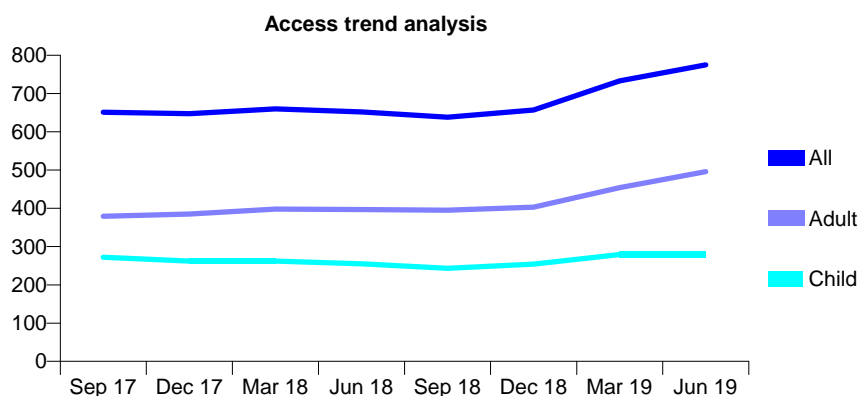
Q70 - Vital Signs At a Glance Contract Report for 830127/0001 - June 2019

Name or company name	MR HM MORTON
Contract type name	GDS Contract
Purpose of contract	General
Contract start date	01/04/2006
Contract end date	

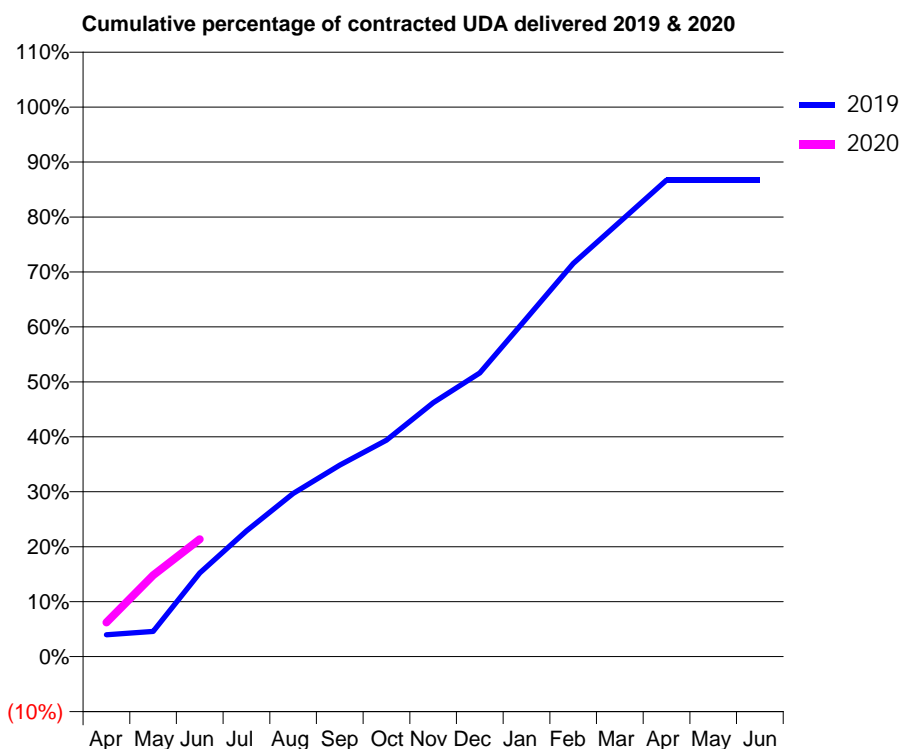
19/20 Contracted general activity (UDA)	1,820
Carry forward general activity (UDA)	0
19/20 Contracted orthodontic activity (UOA)	0
Carry forward orthodontic activity (UOA)	0
Baseline contract value	£53,795.20

ACCESS*

Patients seen in 24 months	Total	Change since previous quarter
Quarter ending June 2018	652	
Quarter ending September 2018	638	↓
Quarter ending December 2018	657	↑
Quarter ending March 2019	733	↑
Quarter ending June 2019	775	↑
Variance since June 2018	18.9%	↑



ACTIVITY



Month	Adjusted Scheduled Activity (UDA)	
	2019	2020
April	73	113
May	84	270
June	277	389
July	416	
August	540	
September	634	
October	717	
November	841	
December	940	
January	1,120	
February	1,302	
March	1,440	
April	1,578	
May	1,578	
June	1,578	

QUALITY

	Quantity	Base Number	Contract	AT	Region	England
% of FP17s for the same patient ID Re-attending within 3 months - Children	8	94	8.5%	9.2%	10.6%	11.4%
% of FP17s for the same patient ID Re-attending within 3 months - Adults	16	156	10.3%	13.8%	15.2%	15.4%
% of FP17s for the same patient ID Re-attending between 3 & 9 months - Children	49	94	52.1%	62.6%	62.3%	59.8%
% of FP17s for the same patient ID Re-attending between 3 & 9 months - Adults	58	156	37.2%	53.4%	53.3%	52.1%
% of FP17s for Band 1 Urgent Courses	5	184	2.7%	10.1%	9.7%	9.2%
% of FP17s Relating to Free Repair or Replacements	3	184	1.6%	0.6%	0.6%	0.7%
% of FP17s Relating to Continuations	1	184	0.5%	0.9%	0.8%	0.8%
% of Patients satisfied with the dentistry they have received	0	0	N/A	93.2%	93.4%	93.4%
% of Patients satisfied with the time they had to wait for an appointment	0	0	N/A	85.6%	86.8%	87.6%

* This is based on patients treated on this contract for their most recent course of treatment. Figures in italics indicate the base number of FP17s or Patient Questionnaire responses are less than 100. N/A is shown where the base number of responses is less than 10 during the period. % is calculated as Quantity/Base number*100

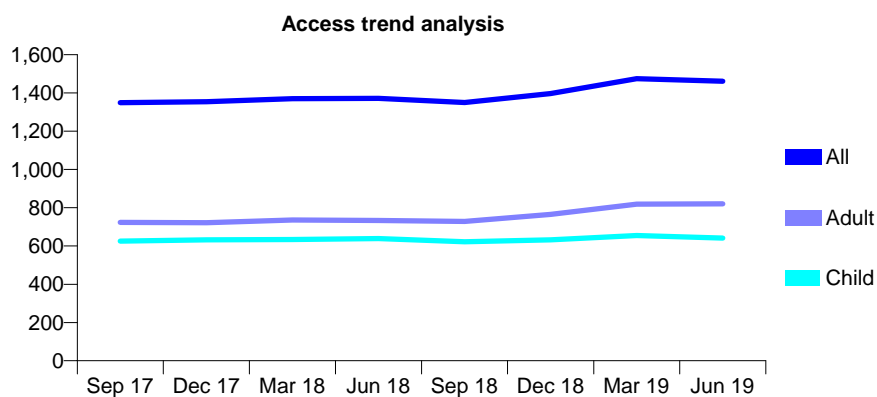
Q70 - Vital Signs At a Glance Contract Report for 832057/0001 - June 2019

Name or company name	MR JR ROTHMAN
Contract type name	GDS Contract
Purpose of contract	General
Contract start date	01/04/2006
Contract end date	

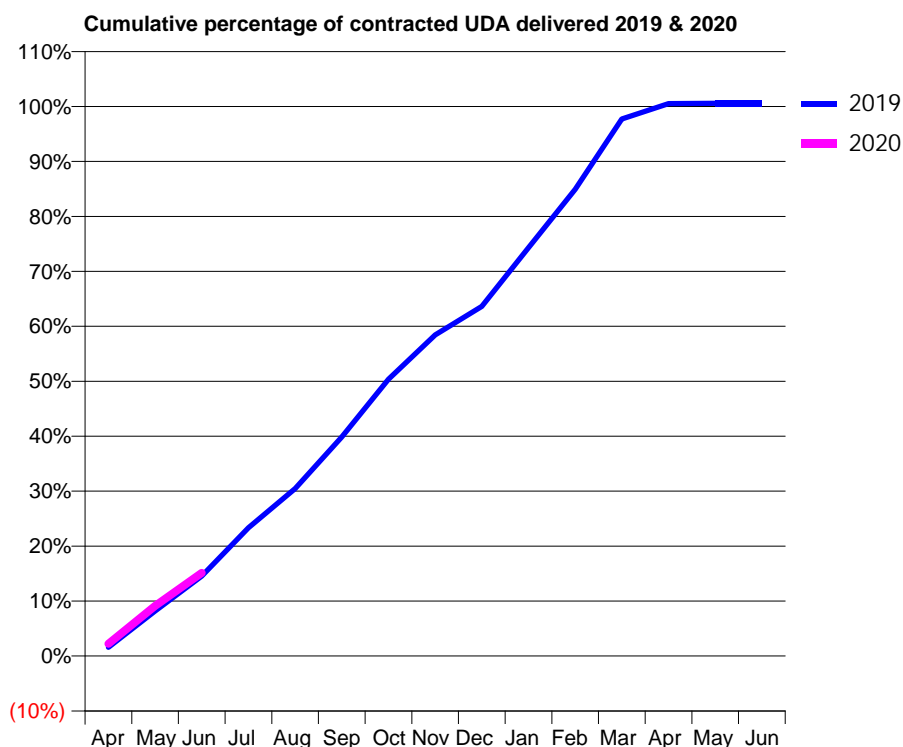
19/20 Contracted general activity (UDA)	3,852
Carry forward general activity (UDA)	0
19/20 Contracted orthodontic activity (UOA)	0
Carry forward orthodontic activity (UOA)	0
Baseline contract value	£91,337.18

ACCESS*

Patients seen in 24 months	Total	Change since previous quarter
Quarter ending June 2018	1,372	
Quarter ending September 2018	1,350	↓
Quarter ending December 2018	1,397	↑
Quarter ending March 2019	1,474	↑
Quarter ending June 2019	1,461	→
Variance since June 2018	6.5%	↑



ACTIVITY



Month	Adjusted Scheduled Activity (UDA)	
	2019	2020
April	61	86
May	315	352
June	560	583
July	900	
August	1,174	
September	1,536	
October	1,940	
November	2,252	
December	2,450	
January	2,863	
February	3,272	
March	3,763	
April	3,872	
May	3,874	
June	3,874	

QUALITY

	Quantity	Base Number	Contract	AT	Region	England
% of FP17s for the same patient ID Re-attending within 3 months - Children	17	208	8.2%	9.2%	10.6%	11.4%
% of FP17s for the same patient ID Re-attending within 3 months - Adults	39	267	14.6%	13.8%	15.2%	15.4%
% of FP17s for the same patient ID Re-attending between 3 & 9 months - Children	136	208	65.4%	62.6%	62.3%	59.8%
% of FP17s for the same patient ID Re-attending between 3 & 9 months - Adults	186	267	69.7%	53.4%	53.3%	52.1%
% of FP17s for Band 1 Urgent Courses	25	403	6.2%	10.1%	9.7%	9.2%
% of FP17s Relating to Free Repair or Replacements	3	403	0.7%	0.6%	0.6%	0.7%
% of FP17s Relating to Continuations	0	403	0.0%	0.9%	0.8%	0.8%
% of Patients satisfied with the dentistry they have received	0	0	N/A	93.2%	93.4%	93.4%
% of Patients satisfied with the time they had to wait for an appointment	0	0	N/A	85.6%	86.8%	87.6%

* This is based on patients treated on this contract for their most recent course of treatment. Figures in italics indicate the base number of FP17s or Patient Questionnaire responses are less than 100. N/A is shown where the base number of responses is less than 10 during the period. % is calculated as Quantity/Base number*100

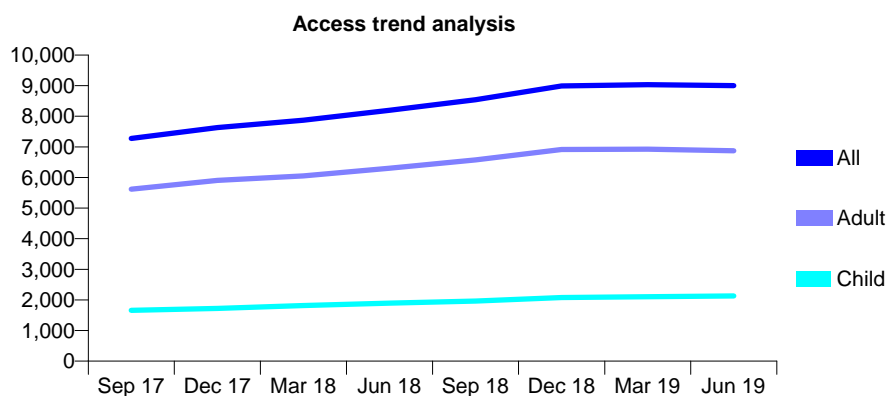
Q70 - Vital Signs At a Glance Contract Report for 841102/0001 - June 2019

Name or company name	Pro-Dent Dental Partnership
Contract type name	GDS Contract
Purpose of contract	General
Contract start date	01/04/2006
Contract end date	

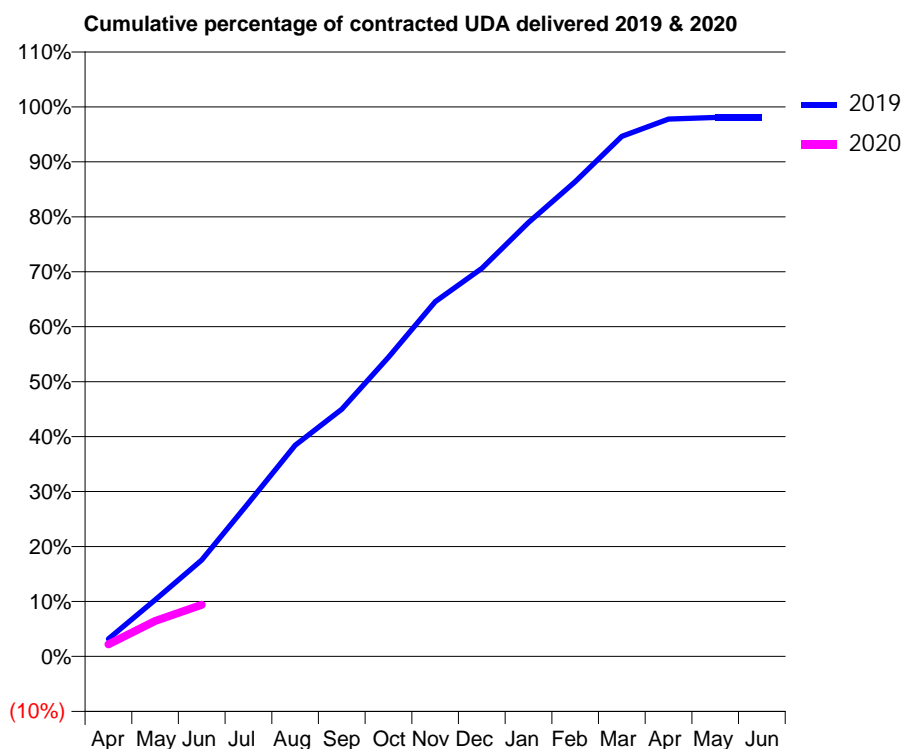
19/20 Contracted general activity (UDA)	29,757
Carry forward general activity (UDA)	0
19/20 Contracted orthodontic activity (UOA)	0
Carry forward orthodontic activity (UOA)	0
Baseline contract value	£774,529.86

ACCESS*

Patients seen in 24 months	Total	Change since previous quarter
Quarter ending June 2018	8,199	
Quarter ending September 2018	8,542	↑
Quarter ending December 2018	8,993	↑
Quarter ending March 2019	9,031	→
Quarter ending June 2019	9,002	→
Variance since June 2018	9.8%	↑



ACTIVITY



Month	2019	2020
April	851	653
May	2,754	1,916
June	4,698	2,797
July	7,471	
August	10,283	
September	12,035	
October	14,570	
November	17,270	
December	18,894	
January	21,133	
February	23,121	
March	25,323	
April	26,166	
May	26,243	
June	26,244	

QUALITY

	Quantity	Base Number	Contract	AT	Region	England
% of FP17s for the same patient ID Re-attending within 3 months - Children	34	553	6.1%	9.2%	10.6%	11.4%
% of FP17s for the same patient ID Re-attending within 3 months - Adults	154	1,347	11.4%	13.8%	15.2%	15.4%
% of FP17s for the same patient ID Re-attending between 3 & 9 months - Children	340	553	61.5%	62.6%	62.3%	59.8%
% of FP17s for the same patient ID Re-attending between 3 & 9 months - Adults	679	1,347	50.4%	53.4%	53.3%	52.1%
% of FP17s for Band 1 Urgent Courses	207	1,495	13.8%	10.1%	9.7%	9.2%
% of FP17s Relating to Free Repair or Replacements	0	1,495	0.0%	0.6%	0.6%	0.7%
% of FP17s Relating to Continuations	3	1,495	0.2%	0.9%	0.8%	0.8%
% of Patients satisfied with the dentistry they have received	7	9	N/A	93.2%	93.4%	93.4%
% of Patients satisfied with the time they had to wait for an appointment	8	9	N/A	85.6%	86.8%	87.6%

* This is based on patients treated on this contract for their most recent course of treatment. Figures in italics indicate the base number of FP17s or Patient Questionnaire responses are less than 100. N/A is shown where the base number of responses is less than 10 during the period. % is calculated as Quantity/Base number*100

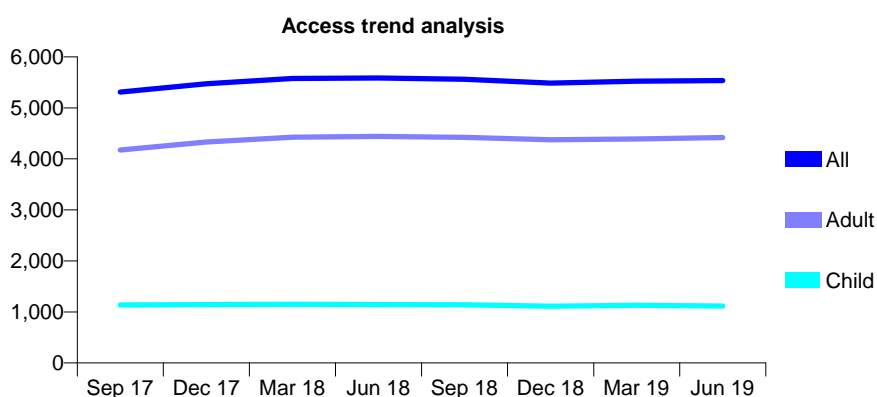
Q70 - Vital Signs At a Glance Contract Report for 841692/0001 - June 2019

Name or company name	Perfect Smile Cosham Partnership
Contract type name	GDS Contract
Purpose of contract	General
Contract start date	01/04/2006
Contract end date	

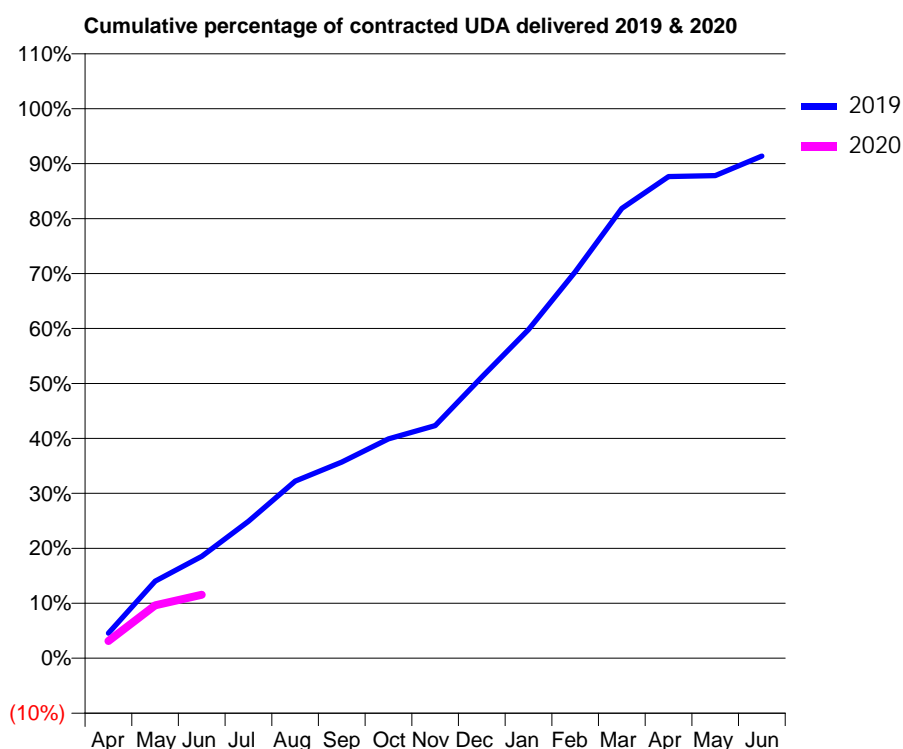
19/20 Contracted general activity (UDA)	15,739
Carry forward general activity (UDA)	0
19/20 Contracted orthodontic activity (UOA)	0
Carry forward orthodontic activity (UOA)	0
Baseline contract value	£416,553.22

ACCESS*

Patients seen in 24 months	Total	Change since previous quarter
Quarter ending June 2018	5,585	
Quarter ending September 2018	5,562	→
Quarter ending December 2018	5,487	↓
Quarter ending March 2019	5,523	→
Quarter ending June 2019	5,535	→
Variance since June 2018	(0.9%)	→



ACTIVITY



Month	2019	2020
April	721	495
May	2,205	1,515
June	2,915	1,820
July	3,919	
August	5,069	
September	5,616	
October	6,283	
November	6,663	
December	8,048	
January	9,411	
February	11,066	
March	12,879	
April	13,793	
May	13,820	
June	14,383	

QUALITY

	Quantity	Base Number	Contract	AT	Region	England
% of FP17s for the same patient ID Re-attending within 3 months - Children	46	324	14.2%	9.2%	10.6%	11.4%
% of FP17s for the same patient ID Re-attending within 3 months - Adults	238	1,182	20.1%	13.8%	15.2%	15.4%
% of FP17s for the same patient ID Re-attending between 3 & 9 months - Children	108	324	33.3%	62.6%	62.3%	59.8%
% of FP17s for the same patient ID Re-attending between 3 & 9 months - Adults	495	1,182	41.9%	53.4%	53.3%	52.1%
% of FP17s for Band 1 Urgent Courses	91	966	9.4%	10.1%	9.7%	9.2%
% of FP17s Relating to Free Repair or Replacements	1	966	0.1%	0.6%	0.6%	0.7%
% of FP17s Relating to Continuations	31	966	3.2%	0.9%	0.8%	0.8%
% of Patients satisfied with the dentistry they have received	1	1	N/A	93.2%	93.4%	93.4%
% of Patients satisfied with the time they had to wait for an appointment	1	1	N/A	85.6%	86.8%	87.6%

* This is based on patients treated on this contract for their most recent course of treatment. Figures in italics indicate the base number of FP17s or Patient Questionnaire responses are less than 100. N/A is shown where the base number of responses is less than 10 during the period. % is calculated as Quantity/Base number*100

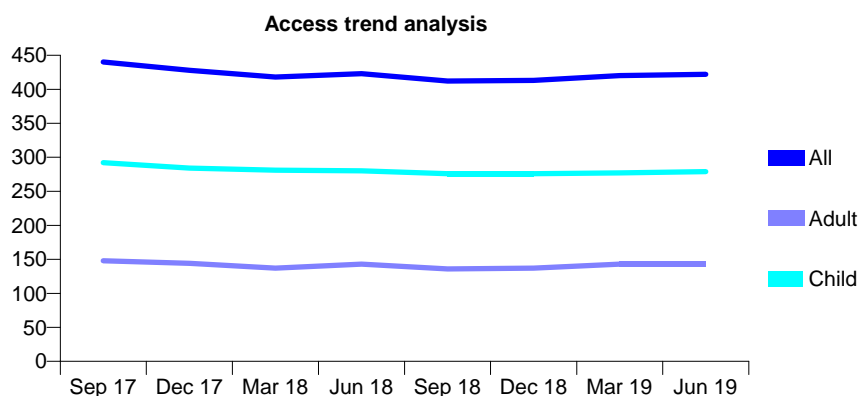
Q70 - Vital Signs At a Glance Contract Report for 842052/0001 - June 2019

Name or company name	MR RD HALDERTHAY
Contract type name	GDS Contract
Purpose of contract	General
Contract start date	01/04/2006
Contract end date	

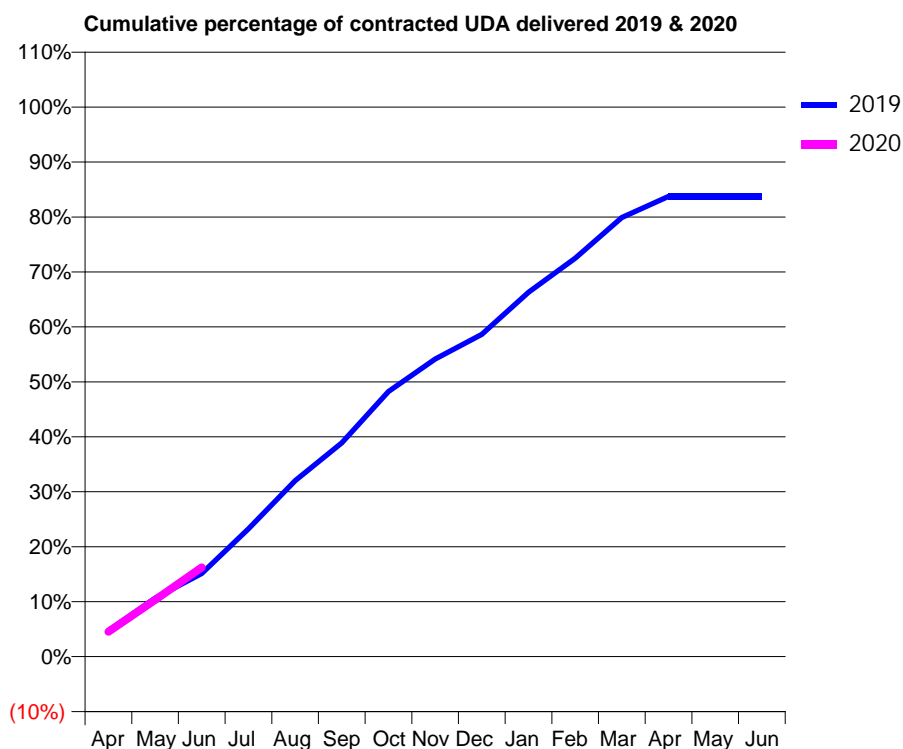
19/20 Contracted general activity (UDA)	1,000
Carry forward general activity (UDA)	0
19/20 Contracted orthodontic activity (UOA)	0
Carry forward orthodontic activity (UOA)	0
Baseline contract value	£23,853.33

ACCESS*

Patients seen in 24 months	Total	Change since previous quarter
Quarter ending June 2018	423	
Quarter ending September 2018	412	↓
Quarter ending December 2018	413	→
Quarter ending March 2019	420	→
Quarter ending June 2019	422	→
Variance since June 2018	(0.2%)	→



ACTIVITY



Month	Adjusted Scheduled Activity (UDA)	
	2019	2020
April	47	45
May	106	103
June	151	162
July	233	
August	320	
September	389	
October	482	
November	541	
December	586	
January	663	
February	725	
March	799	
April	837	
May	837	
June	837	

QUALITY

	Quantity	Base Number	Contract	AT	Region	England
% of FP17s for the same patient ID Re-attending within 3 months - Children	1	112	0.9%	9.2%	10.6%	11.4%
% of FP17s for the same patient ID Re-attending within 3 months - Adults	9	44	20.5%	13.8%	15.2%	15.4%
% of FP17s for the same patient ID Re-attending between 3 & 9 months - Children	72	112	64.3%	62.6%	62.3%	59.8%
% of FP17s for the same patient ID Re-attending between 3 & 9 months - Adults	27	44	61.4%	53.4%	53.3%	52.1%
% of FP17s for Band 1 Urgent Courses	2	123	1.6%	10.1%	9.7%	9.2%
% of FP17s Relating to Free Repair or Replacements	0	123	0.0%	0.6%	0.6%	0.7%
% of FP17s Relating to Continuations	4	123	3.3%	0.9%	0.8%	0.8%
% of Patients satisfied with the dentistry they have received	0	0	N/A	93.2%	93.4%	93.4%
% of Patients satisfied with the time they had to wait for an appointment	0	0	N/A	85.6%	86.8%	87.6%

* This is based on patients treated on this contract for their most recent course of treatment. Figures in italics indicate the base number of FP17s or Patient Questionnaire responses are less than 100. N/A is shown where the base number of responses is less than 10 during the period. % is calculated as Quantity/Base number*100

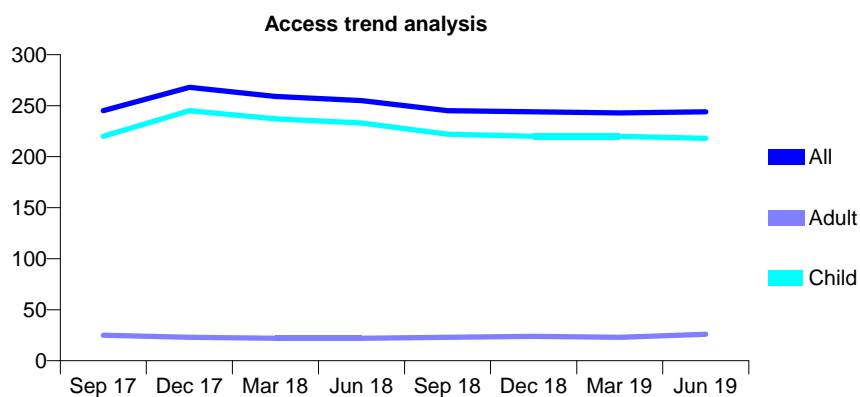
Q70 - Vital Signs At a Glance Contract Report for 843466/0001 - June 2019

Name or company name	Swedental Surgery
Contract type name	GDS Contract
Purpose of contract	General
Contract start date	01/04/2006
Contract end date	

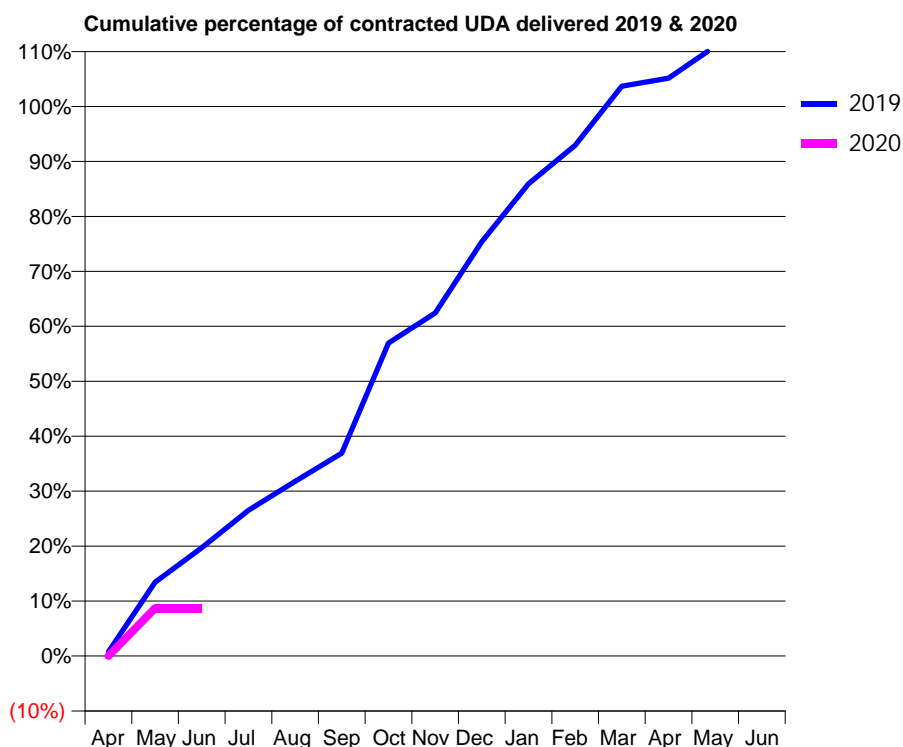
19/20 Contracted general activity (UDA)	894
Carry forward general activity (UDA)	0
19/20 Contracted orthodontic activity (UOA)	0
Carry forward orthodontic activity (UOA)	0
Baseline contract value	£19,590.99

ACCESS*

Patients seen in 24 months	Total	Change since previous quarter
Quarter ending June 2018	255	
Quarter ending September 2018	245	↓
Quarter ending December 2018	244	→
Quarter ending March 2019	243	→
Quarter ending June 2019	244	→
Variance since June 2018	(4.3%)	↓



ACTIVITY



Month	Adjusted Scheduled Activity (UDA)	
	2019	2020
April	7	0
May	120	78
June	176	78
July	237	
August	284	
September	330	
October	509	
November	558	
December	674	
January	768	
February	831	
March	927	
April	940	
May	992	
June	992	

QUALITY

	Quantity	Base Number	Contract	AT	Region	England
% of FP17s for the same patient ID Re-attending within 3 months - Children	3	73	4.1%	9.2%	10.6%	11.4%
% of FP17s for the same patient ID Re-attending within 3 months - Adults	0	0	N/A	13.8%	15.2%	15.4%
% of FP17s for the same patient ID Re-attending between 3 & 9 months - Children	57	73	78.1%	62.6%	62.3%	59.8%
% of FP17s for the same patient ID Re-attending between 3 & 9 months - Adults	0	0	N/A	53.4%	53.3%	52.1%
% of FP17s for Band 1 Urgent Courses	0	38	0.0%	10.1%	9.7%	9.2%
% of FP17s Relating to Free Repair or Replacements	0	38	0.0%	0.6%	0.6%	0.7%
% of FP17s Relating to Continuations	0	38	0.0%	0.9%	0.8%	0.8%
% of Patients satisfied with the dentistry they have received	0	0	N/A	93.2%	93.4%	93.4%
% of Patients satisfied with the time they had to wait for an appointment	0	0	N/A	85.6%	86.8%	87.6%

* This is based on patients treated on this contract for their most recent course of treatment. Figures in italics indicate the base number of FP17s or Patient Questionnaire responses are less than 100. N/A is shown where the base number of responses is less than 10 during the period. % is calculated as Quantity/Base number*100

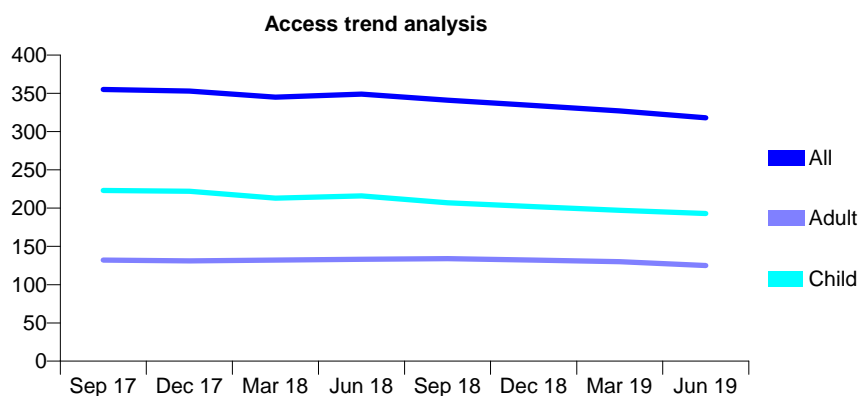
Q70 - Vital Signs At a Glance Contract Report for 844535/0001 - June 2019

Name or company name	MR M FARSHCHI
Contract type name	GDS Contract
Purpose of contract	General
Contract start date	01/04/2006
Contract end date	

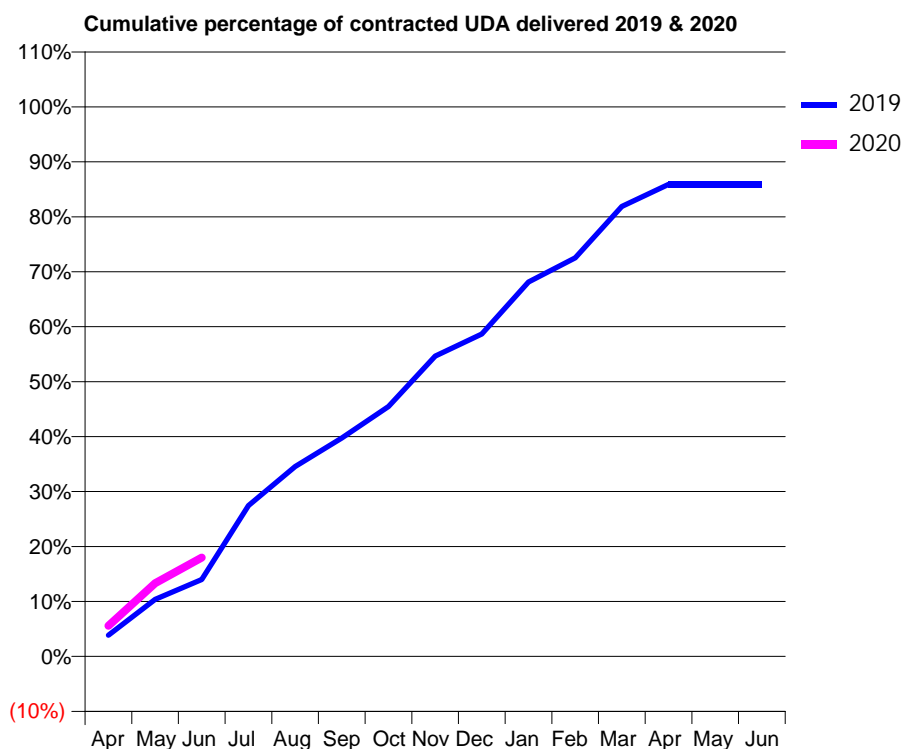
19/20 Contracted general activity (UDA)	750
Carry forward general activity (UDA)	0
19/20 Contracted orthodontic activity (UOA)	0
Carry forward orthodontic activity (UOA)	0
Baseline contract value	£20,628.88

ACCESS*

Patients seen in 24 months	Total	Change since previous quarter
Quarter ending June 2018	349	
Quarter ending September 2018	341	↓
Quarter ending December 2018	334	↓
Quarter ending March 2019	327	↓
Quarter ending June 2019	318	↓
Variance since June 2018	(8.9%)	↓



ACTIVITY



Month	2019	2020
April	29	42
May	78	100
June	105	135
July	206	
August	259	
September	298	
October	341	
November	410	
December	440	
January	511	
February	544	
March	614	
April	644	
May	644	
June	644	

QUALITY

	Quantity	Base Number	Contract	AT	Region	England
% of FP17s for the same patient ID Re-attending within 3 months - Children	0	75	0.0%	9.2%	10.6%	11.4%
% of FP17s for the same patient ID Re-attending within 3 months - Adults	1	28	3.6%	13.8%	15.2%	15.4%
% of FP17s for the same patient ID Re-attending between 3 & 9 months - Children	62	75	82.7%	62.6%	62.3%	59.8%
% of FP17s for the same patient ID Re-attending between 3 & 9 months - Adults	19	28	67.9%	53.4%	53.3%	52.1%
% of FP17s for Band 1 Urgent Courses	0	85	0.0%	10.1%	9.7%	9.2%
% of FP17s Relating to Free Repair or Replacements	0	85	0.0%	0.6%	0.6%	0.7%
% of FP17s Relating to Continuations	0	85	0.0%	0.9%	0.8%	0.8%
% of Patients satisfied with the dentistry they have received	0	0	N/A	93.2%	93.4%	93.4%
% of Patients satisfied with the time they had to wait for an appointment	0	0	N/A	85.6%	86.8%	87.6%

* This is based on patients treated on this contract for their most recent course of treatment. Figures in italics indicate the base number of FP17s or Patient Questionnaire responses are less than 100. N/A is shown where the base number of responses is less than 10 during the period. % is calculated as Quantity/Base number*100

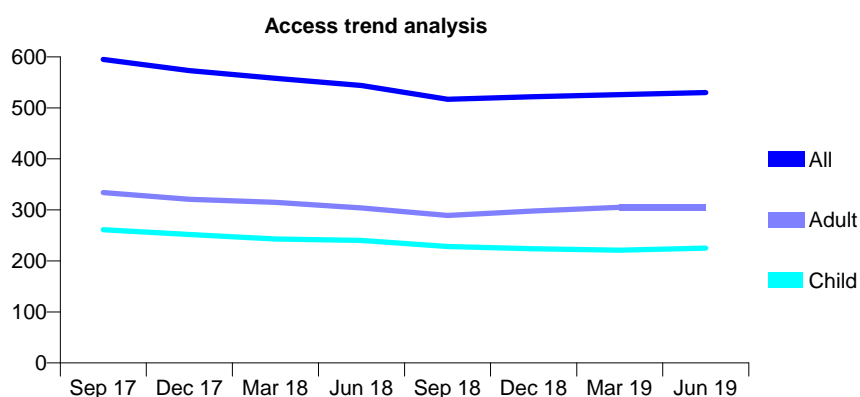
Q70 - Vital Signs At a Glance Contract Report for 847976/0001 - June 2019

Name or company name	MS P SAMADZADEH-YAGHINI
Contract type name	GDS Contract
Purpose of contract	General
Contract start date	01/04/2006
Contract end date	

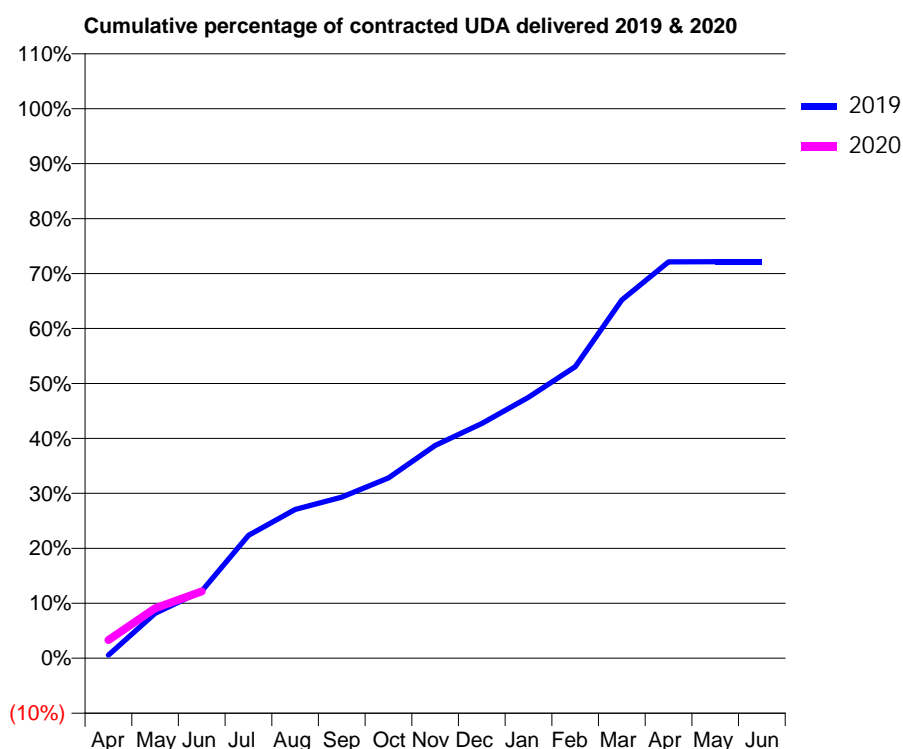
19/20 Contracted general activity (UDA)	2,492
Carry forward general activity (UDA)	0
19/20 Contracted orthodontic activity (UOA)	0
Carry forward orthodontic activity (UOA)	0
Baseline contract value	£57,394.02

ACCESS*

Patients seen in 24 months	Total	Change since previous quarter
Quarter ending June 2018	544	
Quarter ending September 2018	517	↓
Quarter ending December 2018	522	→
Quarter ending March 2019	526	→
Quarter ending June 2019	530	→
Variance since June 2018	(2.6%)	↓



ACTIVITY



Adjusted Scheduled Activity (UDA)		
Month	2019	2020
April	14	83
May	203	227
June	305	303
July	557	
August	675	
September	731	
October	818	
November	965	
December	1,064	
January	1,183	
February	1,321	
March	1,624	
April	1,797	
May	1,798	
June	1,798	

QUALITY

	Quantity	Base Number	Contract	AT	Region	England
% of FP17s for the same patient ID Re-attending within 3 months - Children	2	68	2.9%	9.2%	10.6%	11.4%
% of FP17s for the same patient ID Re-attending within 3 months - Adults	9	98	9.2%	13.8%	15.2%	15.4%
% of FP17s for the same patient ID Re-attending between 3 & 9 months - Children	34	68	50.0%	62.6%	62.3%	59.8%
% of FP17s for the same patient ID Re-attending between 3 & 9 months - Adults	50	98	51.0%	53.4%	53.3%	52.1%
% of FP17s for Band 1 Urgent Courses	6	116	5.2%	10.1%	9.7%	9.2%
% of FP17s Relating to Free Repair or Replacements	0	116	0.0%	0.6%	0.6%	0.7%
% of FP17s Relating to Continuations	1	116	0.9%	0.9%	0.8%	0.8%
% of Patients satisfied with the dentistry they have received	0	0	N/A	93.2%	93.4%	93.4%
% of Patients satisfied with the time they had to wait for an appointment	0	0	N/A	85.6%	86.8%	87.6%

* This is based on patients treated on this contract for their most recent course of treatment.

Figures in italics indicate the base number of FP17s or Patient Questionnaire responses are less than 100. N/A is shown where the base number of responses is less than 10 during the period. % is calculated as Quantity/Base number*100

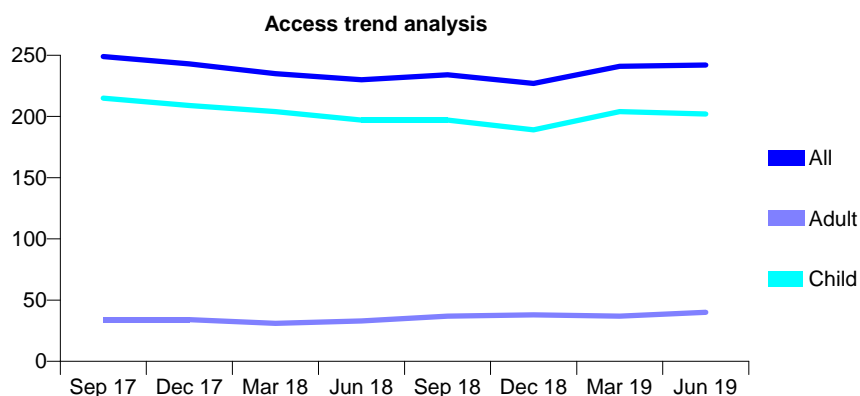
Q70 - Vital Signs At a Glance Contract Report for 861782/0001 - June 2019

Name or company name	MR AJ SMALES
Contract type name	GDS Contract
Purpose of contract	General
Contract start date	01/08/2008
Contract end date	

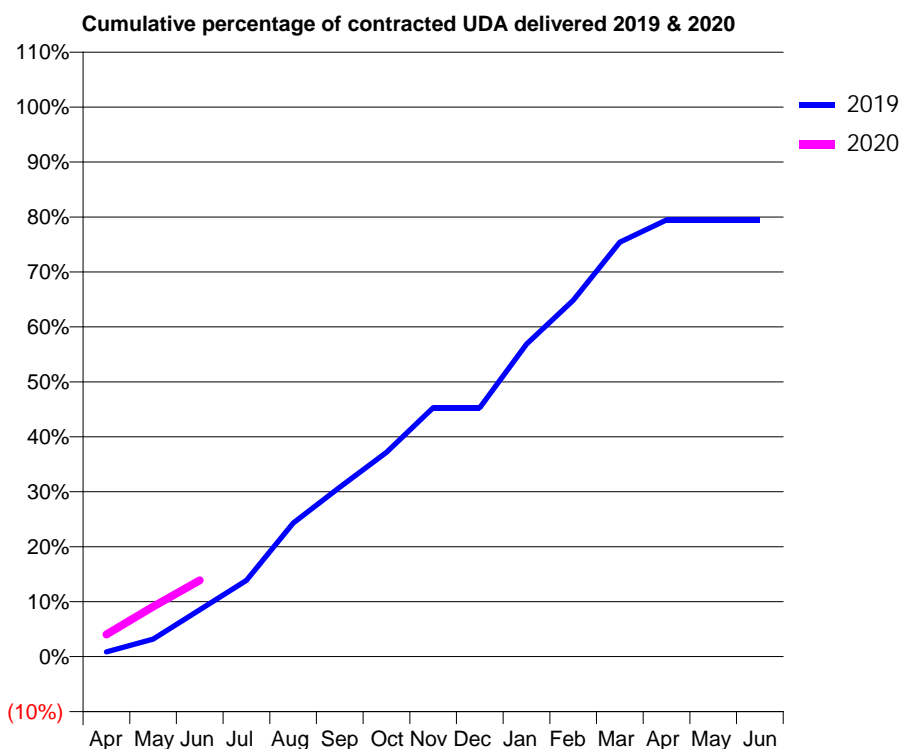
19/20 Contracted general activity (UDA)	691
Carry forward general activity (UDA)	0
19/20 Contracted orthodontic activity (UOA)	0
Carry forward orthodontic activity (UOA)	0
Baseline contract value	£20,252.77

ACCESS*

Patients seen in 24 months	Total	Change since previous quarter
Quarter ending June 2018	230	
Quarter ending September 2018	234	→
Quarter ending December 2018	227	↓
Quarter ending March 2019	241	↑
Quarter ending June 2019	242	→
Variance since June 2018	5.2%	↑



ACTIVITY



Month	Adjusted Scheduled Activity (UDA)	
	2019	2020
April	6	28
May	22	63
June	59	96
July	96	
August	168	
September	213	
October	257	
November	313	
December	313	
January	393	
February	448	
March	521	
April	549	
May	549	
June	549	

QUALITY

	Quantity	Base Number	Contract	AT	Region	England
% of FP17s for the same patient ID Re-attending within 3 months - Children	5	53	9.4%	9.2%	10.6%	11.4%
% of FP17s for the same patient ID Re-attending within 3 months - Adults	1	3	33.3%	13.8%	15.2%	15.4%
% of FP17s for the same patient ID Re-attending between 3 & 9 months - Children	21	53	39.6%	62.6%	62.3%	59.8%
% of FP17s for the same patient ID Re-attending between 3 & 9 months - Adults	0	3	0.0%	53.4%	53.3%	52.1%
% of FP17s for Band 1 Urgent Courses	0	44	0.0%	10.1%	9.7%	9.2%
% of FP17s Relating to Free Repair or Replacements	0	44	0.0%	0.6%	0.6%	0.7%
% of FP17s Relating to Continuations	0	44	0.0%	0.9%	0.8%	0.8%
% of Patients satisfied with the dentistry they have received	0	0	N/A	93.2%	93.4%	93.4%
% of Patients satisfied with the time they had to wait for an appointment	0	0	N/A	85.6%	86.8%	87.6%

* This is based on patients treated on this contract for their most recent course of treatment. Figures in italics indicate the base number of FP17s or Patient Questionnaire responses are less than 100. N/A is shown where the base number of responses is less than 10 during the period. % is calculated as Quantity/Base number*100

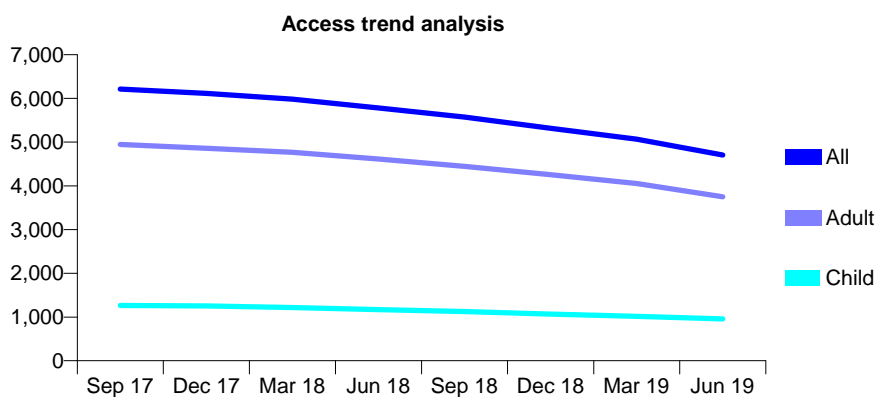
Q70 - Vital Signs At a Glance Contract Report for 864692/0002 - June 2019

Name or company name	WIGHT DENTAL CARE LIMITED
Contract type name	GDS Contract
Purpose of contract	General
Contract start date	01/04/2014
Contract end date	

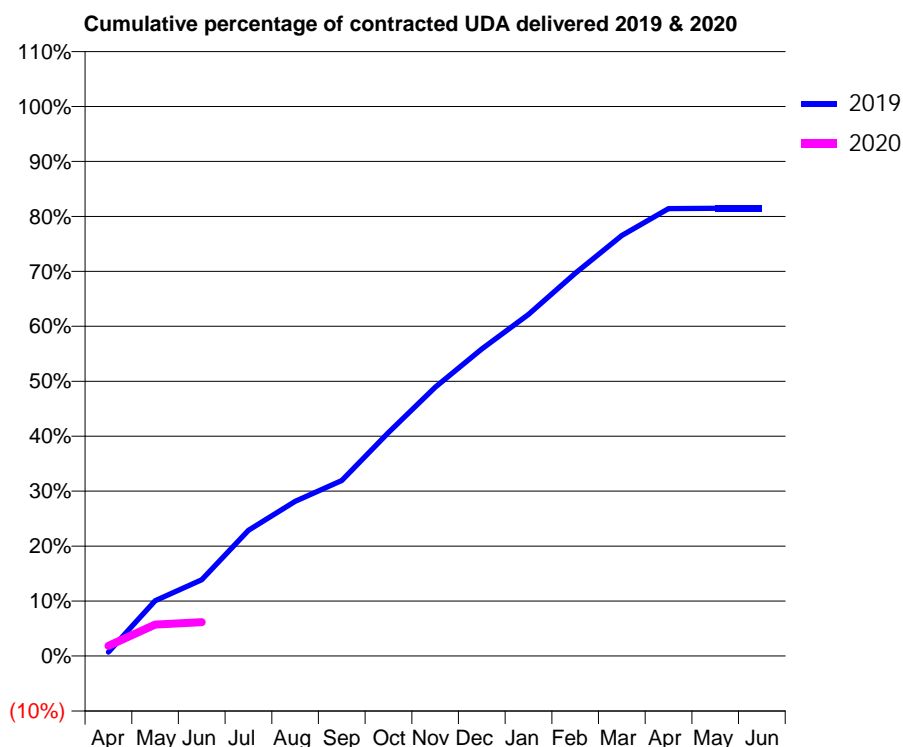
19/20 Contracted general activity (UDA)	22,044
Carry forward general activity (UDA)	0
19/20 Contracted orthodontic activity (UOA)	0
Carry forward orthodontic activity (UOA)	0
Baseline contract value	£523,024.46

ACCESS*

Patients seen in 24 months	Total	Change since previous quarter
Quarter ending June 2018	5,782	
Quarter ending September 2018	5,572	↓
Quarter ending December 2018	5,319	↓
Quarter ending March 2019	5,067	↓
Quarter ending June 2019	4,704	↓
Variance since June 2018	(18.6%)	↓



ACTIVITY



Month	Adjusted Scheduled Activity (UDA)	
	2019	2020
April	121	408
May	1,708	1,259
June	2,357	1,359
July	3,888	
August	4,786	
September	5,425	
October	6,916	
November	8,315	
December	9,499	
January	10,568	
February	11,838	
March	13,008	
April	13,840	
May	13,851	
June	13,852	

QUALITY

	Quantity	Base Number	Contract	AT	Region	England
% of FP17s for the same patient ID Re-attending within 3 months - Children	5	180	2.8%	9.2%	10.6%	11.4%
% of FP17s for the same patient ID Re-attending within 3 months - Adults	71	639	11.1%	13.8%	15.2%	15.4%
% of FP17s for the same patient ID Re-attending between 3 & 9 months - Children	95	180	52.8%	62.6%	62.3%	59.8%
% of FP17s for the same patient ID Re-attending between 3 & 9 months - Adults	352	639	55.1%	53.4%	53.3%	52.1%
% of FP17s for Band 1 Urgent Courses	58	544	10.7%	10.1%	9.7%	9.2%
% of FP17s Relating to Free Repair or Replacements	3	544	0.6%	0.6%	0.6%	0.7%
% of FP17s Relating to Continuations	7	544	1.3%	0.9%	0.8%	0.8%
% of Patients satisfied with the dentistry they have received	5	5	N/A	93.2%	93.4%	93.4%
% of Patients satisfied with the time they had to wait for an appointment	5	5	N/A	85.6%	86.8%	87.6%

* This is based on patients treated on this contract for their most recent course of treatment. Figures in italics indicate the base number of FP17s or Patient Questionnaire responses are less than 100. N/A is shown where the base number of responses is less than 10 during the period. % is calculated as Quantity/Base number*100

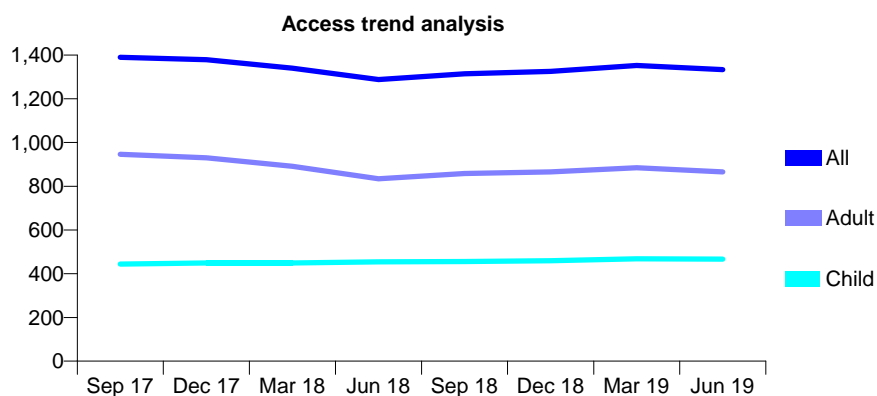
Q70 - Vital Signs At a Glance Contract Report for 875104/0001 - June 2019

Name or company name	MRS RM REDKA
Contract type name	GDS Contract
Purpose of contract	General
Contract start date	15/06/2008
Contract end date	

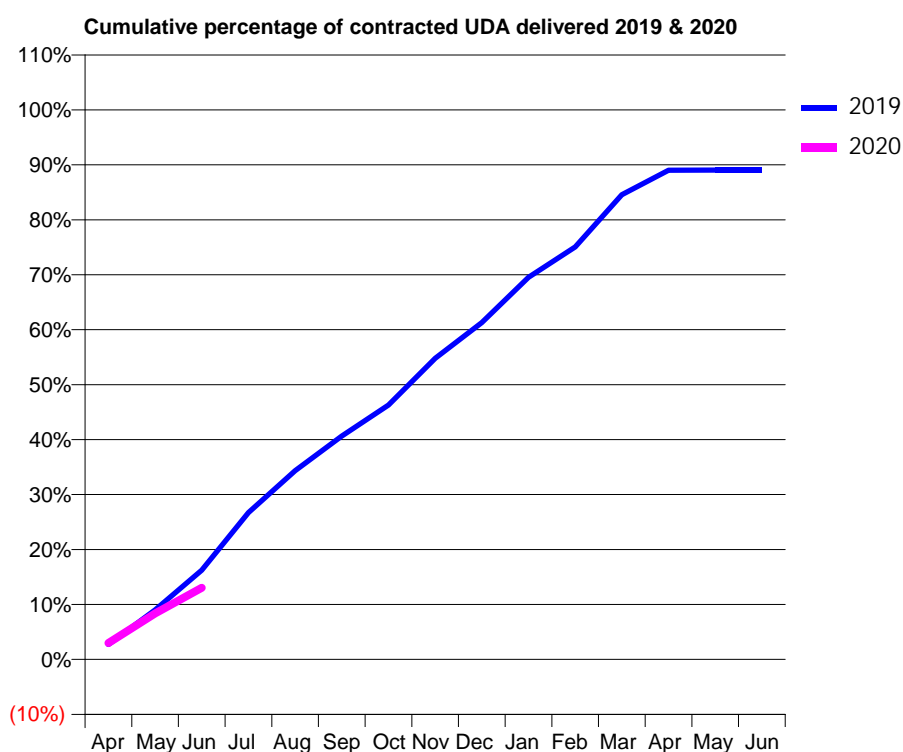
19/20 Contracted general activity (UDA)	6,000
Carry forward general activity (UDA)	0
19/20 Contracted orthodontic activity (UOA)	0
Carry forward orthodontic activity (UOA)	0
Baseline contract value	£140,144.40

ACCESS*

Patients seen in 24 months	Total	Change since previous quarter
Quarter ending June 2018	1,288	
Quarter ending September 2018	1,314	↑
Quarter ending December 2018	1,325	→
Quarter ending March 2019	1,353	↑
Quarter ending June 2019	1,333	↓
Variance since June 2018	3.5%	↑



ACTIVITY



Month	2019	2020
April	163	180
May	541	503
June	974	782
July	1,603	
August	2,061	
September	2,438	
October	2,777	
November	3,287	
December	3,678	
January	4,172	
February	4,504	
March	5,073	
April	5,341	
May	5,342	
June	5,342	

QUALITY

	Quantity	Base Number	Contract	AT	Region	England
% of FP17s for the same patient ID Re-attending within 3 months - Children	30	201	14.9%	9.2%	10.6%	11.4%
% of FP17s for the same patient ID Re-attending within 3 months - Adults	72	314	22.9%	13.8%	15.2%	15.4%
% of FP17s for the same patient ID Re-attending between 3 & 9 months - Children	117	201	58.2%	62.6%	62.3%	59.8%
% of FP17s for the same patient ID Re-attending between 3 & 9 months - Adults	182	314	58.0%	53.4%	53.3%	52.1%
% of FP17s for Band 1 Urgent Courses	57	400	14.2%	10.1%	9.7%	9.2%
% of FP17s Relating to Free Repair or Replacements	0	400	0.0%	0.6%	0.6%	0.7%
% of FP17s Relating to Continuations	1	400	0.3%	0.9%	0.8%	0.8%
% of Patients satisfied with the dentistry they have received	1	1	N/A	93.2%	93.4%	93.4%
% of Patients satisfied with the time they had to wait for an appointment	1	1	N/A	85.6%	86.8%	87.6%

* This is based on patients treated on this contract for their most recent course of treatment. Figures in italics indicate the base number of FP17s or Patient Questionnaire responses are less than 100. N/A is shown where the base number of responses is less than 10 during the period. % is calculated as Quantity/Base number*100

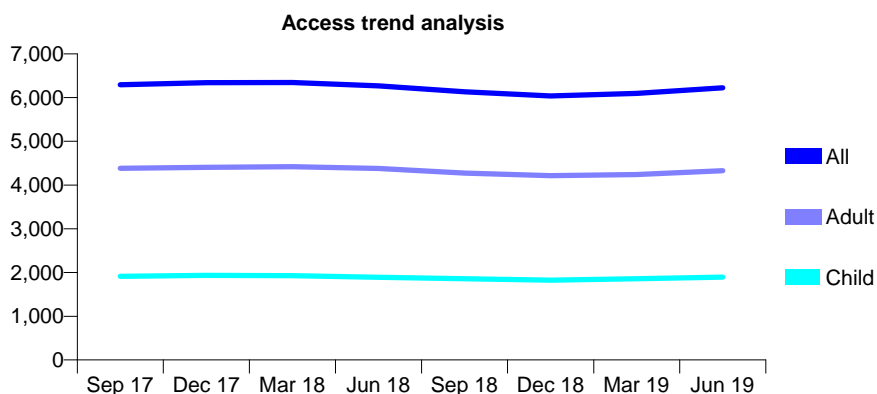
Q70 - Vital Signs At a Glance Contract Report for 901849/0003 - June 2019

Name or company name	MR MM LALJEE
Contract type name	GDS Contract
Purpose of contract	General
Contract start date	02/04/2012
Contract end date	

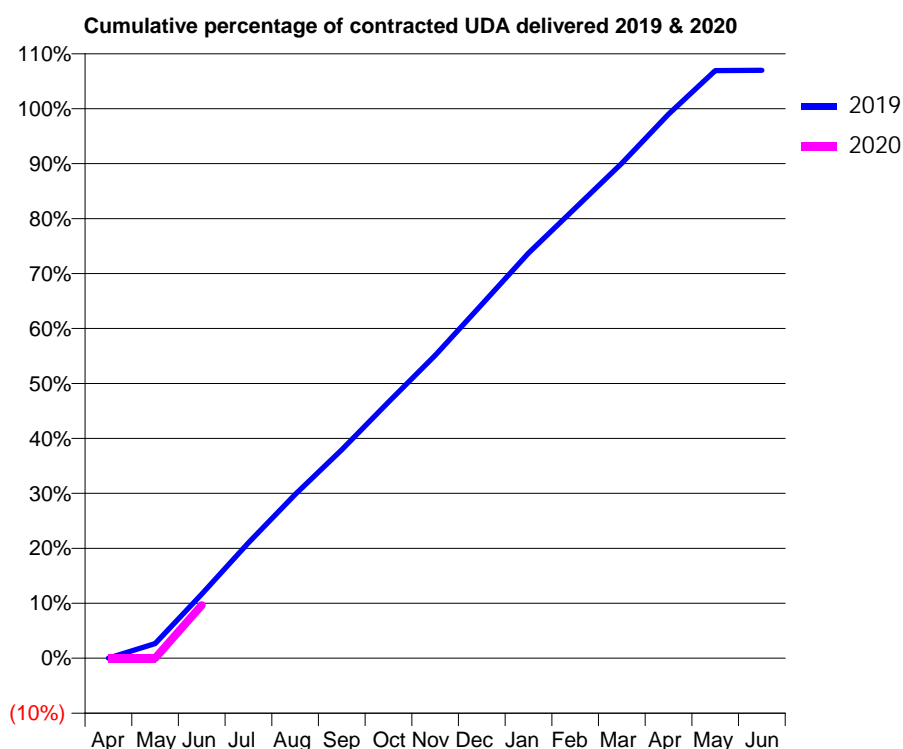
19/20 Contracted general activity (UDA)	13,300
Carry forward general activity (UDA)	0
19/20 Contracted orthodontic activity (UOA)	0
Carry forward orthodontic activity (UOA)	0
Baseline contract value	£371,716.43

ACCESS*

Patients seen in 24 months	Total	Change since previous quarter
Quarter ending June 2018	6,268	
Quarter ending September 2018	6,131	↓
Quarter ending December 2018	6,037	↓
Quarter ending March 2019	6,097	→
Quarter ending June 2019	6,223	↑
Variance since June 2018	(0.7%)	→



ACTIVITY



Month	2019	2020
April	0	0
May	358	0
June	1,551	1,284
July	2,798	
August	3,965	
September	5,046	
October	6,197	
November	7,332	
December	8,561	
January	9,803	
February	10,896	
March	11,979	
April	13,168	
May	14,222	
June	14,228	

QUALITY

	Quantity	Base Number	Contract	AT	Region	England
% of FP17s for the same patient ID Re-attending within 3 months - Children	28	888	3.2%	9.2%	10.6%	11.4%
% of FP17s for the same patient ID Re-attending within 3 months - Adults	120	1,295	9.3%	13.8%	15.2%	15.4%
% of FP17s for the same patient ID Re-attending between 3 & 9 months - Children	644	888	72.5%	62.6%	62.3%	59.8%
% of FP17s for the same patient ID Re-attending between 3 & 9 months - Adults	594	1,295	45.9%	53.4%	53.3%	52.1%
% of FP17s for Band 1 Urgent Courses	35	843	4.2%	10.1%	9.7%	9.2%
% of FP17s Relating to Free Repair or Replacements	1	843	0.1%	0.6%	0.6%	0.7%
% of FP17s Relating to Continuations	15	843	1.8%	0.9%	0.8%	0.8%
% of Patients satisfied with the dentistry they have received	2	2	N/A	93.2%	93.4%	93.4%
% of Patients satisfied with the time they had to wait for an appointment	2	2	N/A	85.6%	86.8%	87.6%

* This is based on patients treated on this contract for their most recent course of treatment.

Figures in italics indicate the base number of FP17s or Patient Questionnaire responses are less than 100. N/A is shown where the base number of responses is less than 10 during the period. % is calculated as Quantity/Base number*100

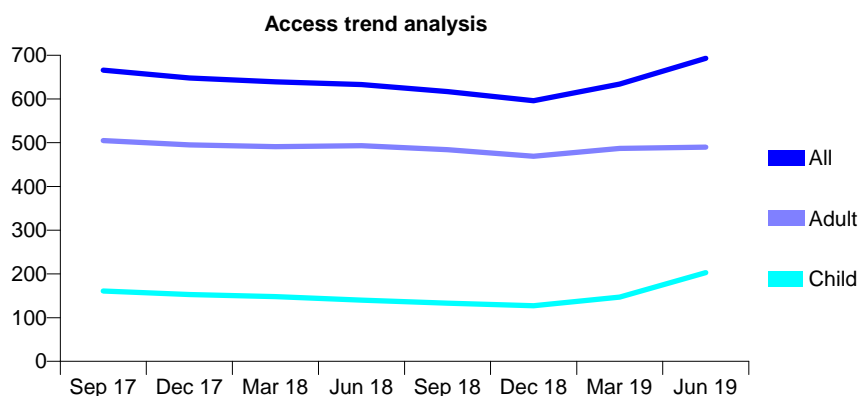
Q70 - Vital Signs At a Glance Contract Report for 905968/0001 - June 2019

Name or company name	MR A MCGROARTY
Contract type name	GDS Contract
Purpose of contract	General
Contract start date	01/04/2006
Contract end date	

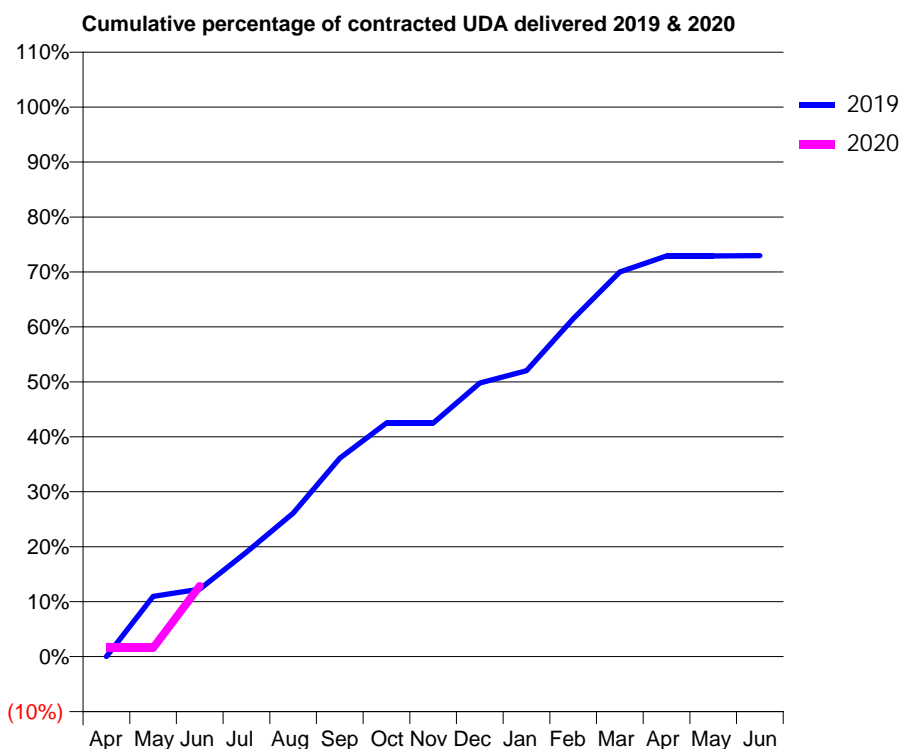
19/20 Contracted general activity (UDA)	2,250
Carry forward general activity (UDA)	0
19/20 Contracted orthodontic activity (UOA)	0
Carry forward orthodontic activity (UOA)	0
Baseline contract value	£50,255.38

ACCESS*

Patients seen in 24 months	Total	Change since previous quarter
Quarter ending June 2018	633	
Quarter ending September 2018	617	↓
Quarter ending December 2018	596	↓
Quarter ending March 2019	634	↑
Quarter ending June 2019	693	↑
Variance since June 2018	9.5%	↑



ACTIVITY



Month	Adjusted Scheduled Activity (UDA)	
	2019	2020
April	0	36
May	247	36
June	277	290
July	428	
August	588	
September	812	
October	956	
November	956	
December	1,120	
January	1,171	
February	1,384	
March	1,575	
April	1,641	
May	1,641	
June	1,642	

QUALITY

	Quantity	Base Number	Contract	AT	Region	England
% of FP17s for the same patient ID Re-attending within 3 months - Children	2	111	1.8%	9.2%	10.6%	11.4%
% of FP17s for the same patient ID Re-attending within 3 months - Adults	26	154	16.9%	13.8%	15.2%	15.4%
% of FP17s for the same patient ID Re-attending between 3 & 9 months - Children	32	111	28.8%	62.6%	62.3%	59.8%
% of FP17s for the same patient ID Re-attending between 3 & 9 months - Adults	85	154	55.2%	53.4%	53.3%	52.1%
% of FP17s for Band 1 Urgent Courses	18	224	8.0%	10.1%	9.7%	9.2%
% of FP17s Relating to Free Repair or Replacements	0	224	0.0%	0.6%	0.6%	0.7%
% of FP17s Relating to Continuations	0	224	0.0%	0.9%	0.8%	0.8%
% of Patients satisfied with the dentistry they have received	0	0	N/A	93.2%	93.4%	93.4%
% of Patients satisfied with the time they had to wait for an appointment	0	0	N/A	85.6%	86.8%	87.6%

* This is based on patients treated on this contract for their most recent course of treatment. Figures in italics indicate the base number of FP17s or Patient Questionnaire responses are less than 100. N/A is shown where the base number of responses is less than 10 during the period. % is calculated as Quantity/Base number*100

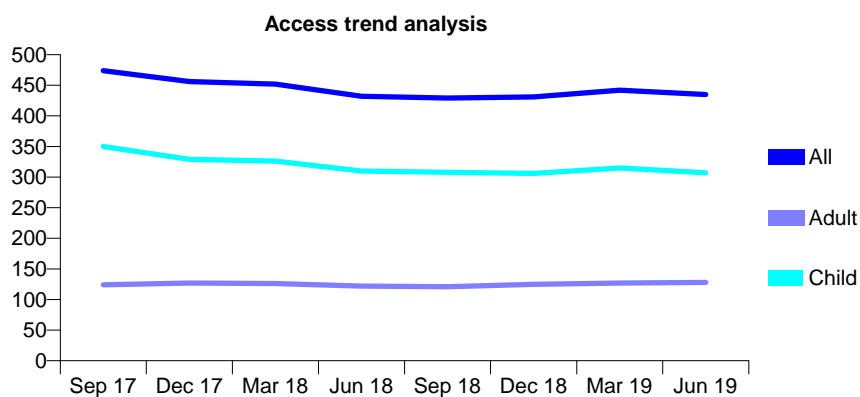
Q70 - Vital Signs At a Glance Contract Report for 906530/0001 - June 2019

Name or company name	MR SG PARDOE
Contract type name	GDS Contract
Purpose of contract	General
Contract start date	01/04/2006
Contract end date	

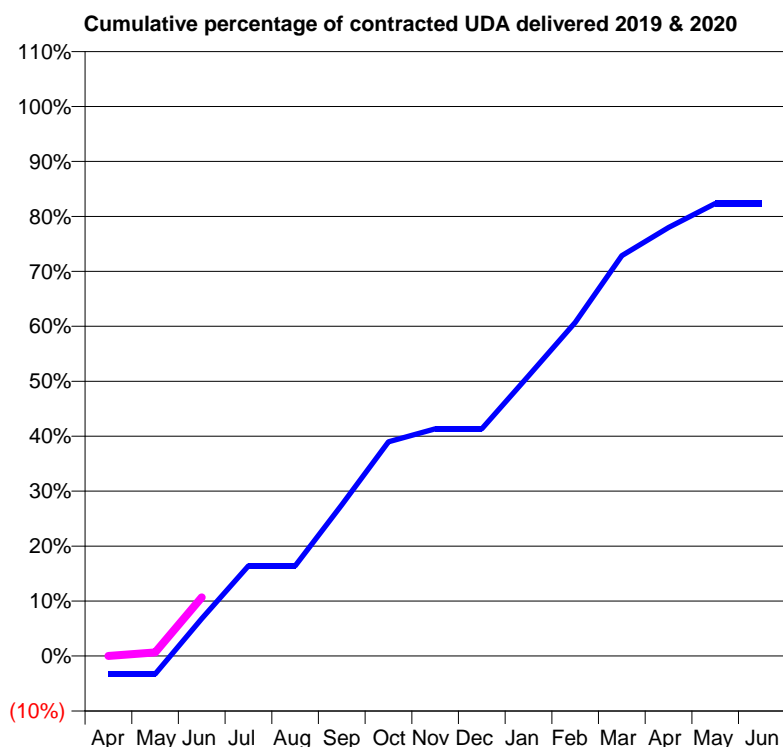
19/20 Contracted general activity (UDA)	760
Carry forward general activity (UDA)	0
19/20 Contracted orthodontic activity (UOA)	0
Carry forward orthodontic activity (UOA)	0
Baseline contract value	£18,161.34

ACCESS*

Patients seen in 24 months	Total	Change since previous quarter
Quarter ending June 2018	432	
Quarter ending September 2018	429	→
Quarter ending December 2018	431	→
Quarter ending March 2019	442	↑
Quarter ending June 2019	435	↓
Variance since June 2018	0.7%	→



ACTIVITY



Month	Adjusted Scheduled Activity (UDA)	
	2019	2020
April	-25	0
May	-25	5
June	52	81
July	125	
August	125	
September	209	
October	296	
November	314	
December	314	
January	387	
February	461	
March	554	
April	593	
May	626	
June	626	

QUALITY

	Quantity	Base Number	Contract	AT	Region	England
% of FP17s for the same patient ID Re-attending within 3 months - Children	4	94	4.3%	9.2%	10.6%	11.4%
% of FP17s for the same patient ID Re-attending within 3 months - Adults	1	26	3.8%	13.8%	15.2%	15.4%
% of FP17s for the same patient ID Re-attending between 3 & 9 months - Children	70	94	74.5%	62.6%	62.3%	59.8%
% of FP17s for the same patient ID Re-attending between 3 & 9 months - Adults	13	26	50.0%	53.4%	53.3%	52.1%
% of FP17s for Band 1 Urgent Courses	0	75	0.0%	10.1%	9.7%	9.2%
% of FP17s Relating to Free Repair or Replacements	0	75	0.0%	0.6%	0.6%	0.7%
% of FP17s Relating to Continuations	0	75	0.0%	0.9%	0.8%	0.8%
% of Patients satisfied with the dentistry they have received	0	0	N/A	93.2%	93.4%	93.4%
% of Patients satisfied with the time they had to wait for an appointment	0	0	N/A	85.6%	86.8%	87.6%

* This is based on patients treated on this contract for their most recent course of treatment. Figures in italics indicate the base number of FP17s or Patient Questionnaire responses are less than 100. N/A is shown where the base number of responses is less than 10 during the period. % is calculated as Quantity/Base number*100

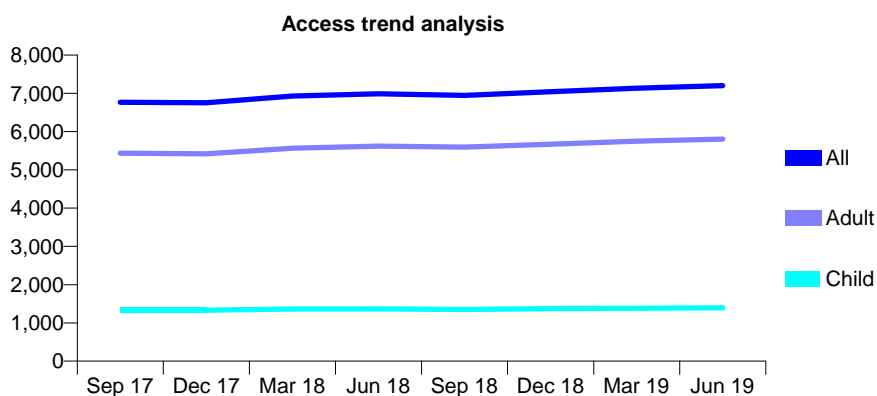
Q70 - Vital Signs At a Glance Contract Report for 911860/0002 - June 2019

Name or company name	MR AM DANBY
Contract type name	GDS Contract
Purpose of contract	General
Contract start date	01/06/2008
Contract end date	

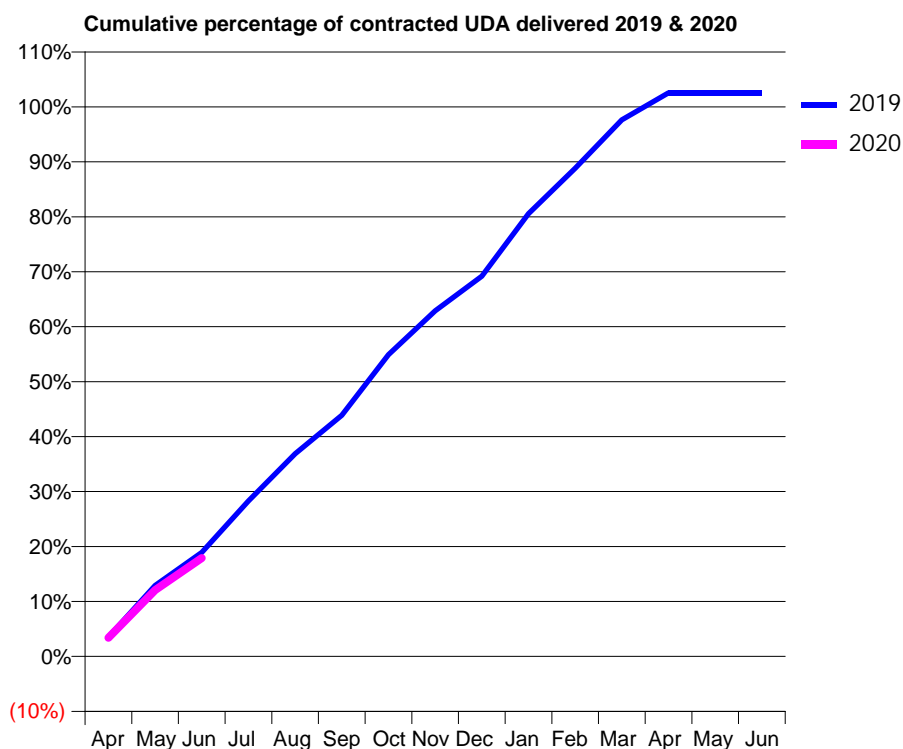
19/20 Contracted general activity (UDA)	15,800
Carry forward general activity (UDA)	0
19/20 Contracted orthodontic activity (UOA)	0
Carry forward orthodontic activity (UOA)	0
Baseline contract value	£453,942.18

ACCESS*

Patients seen in 24 months	Total	Change since previous quarter
Quarter ending June 2018	6,987	
Quarter ending September 2018	6,944	→
Quarter ending December 2018	7,044	→
Quarter ending March 2019	7,133	→
Quarter ending June 2019	7,199	→
Variance since June 2018	3.0%	↑



ACTIVITY



Month	Adjusted Scheduled Activity (UDA)	
	2019	2020
April	560	537
May	2,041	1,906
June	2,987	2,828
July	4,468	
August	5,827	
September	6,929	
October	8,674	
November	9,936	
December	10,930	
January	12,727	
February	14,036	
March	15,428	
April	16,204	
May	16,204	
June	16,204	

QUALITY

	Quantity	Base Number	Contract	AT	Region	England
% of FP17s for the same patient ID Re-attending within 3 months - Children	15	511	2.9%	9.2%	10.6%	11.4%
% of FP17s for the same patient ID Re-attending within 3 months - Adults	264	2,031	13.0%	13.8%	15.2%	15.4%
% of FP17s for the same patient ID Re-attending between 3 & 9 months - Children	354	511	69.3%	62.6%	62.3%	59.8%
% of FP17s for the same patient ID Re-attending between 3 & 9 months - Adults	1,291	2,031	63.6%	53.4%	53.3%	52.1%
% of FP17s for Band 1 Urgent Courses	193	1,858	10.4%	10.1%	9.7%	9.2%
% of FP17s Relating to Free Repair or Replacements	7	1,858	0.4%	0.6%	0.6%	0.7%
% of FP17s Relating to Continuations	23	1,858	1.2%	0.9%	0.8%	0.8%
% of Patients satisfied with the dentistry they have received	1	1	N/A	93.2%	93.4%	93.4%
% of Patients satisfied with the time they had to wait for an appointment	1	1	N/A	85.6%	86.8%	87.6%

* This is based on patients treated on this contract for their most recent course of treatment. Figures in italics indicate the base number of FP17s or Patient Questionnaire responses are less than 100. N/A is shown where the base number of responses is less than 10 during the period. % is calculated as Quantity/Base number*100

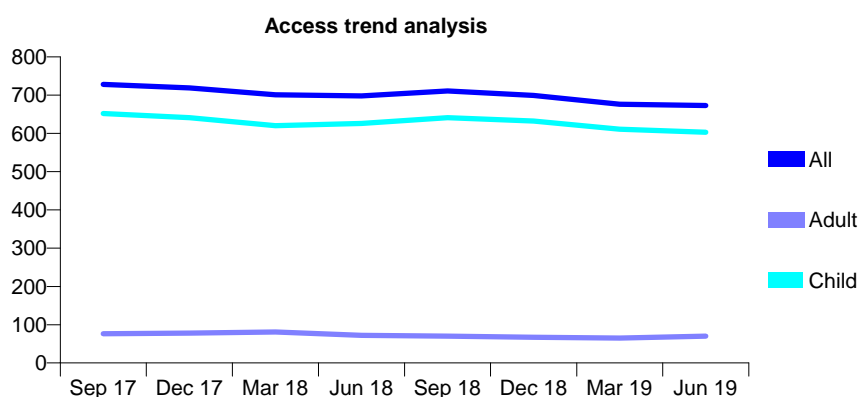
Q70 - Vital Signs At a Glance Contract Report for 913723/0001 - June 2019

Name or company name	MR S TEJA
Contract type name	GDS Contract
Purpose of contract	General
Contract start date	01/04/2006
Contract end date	

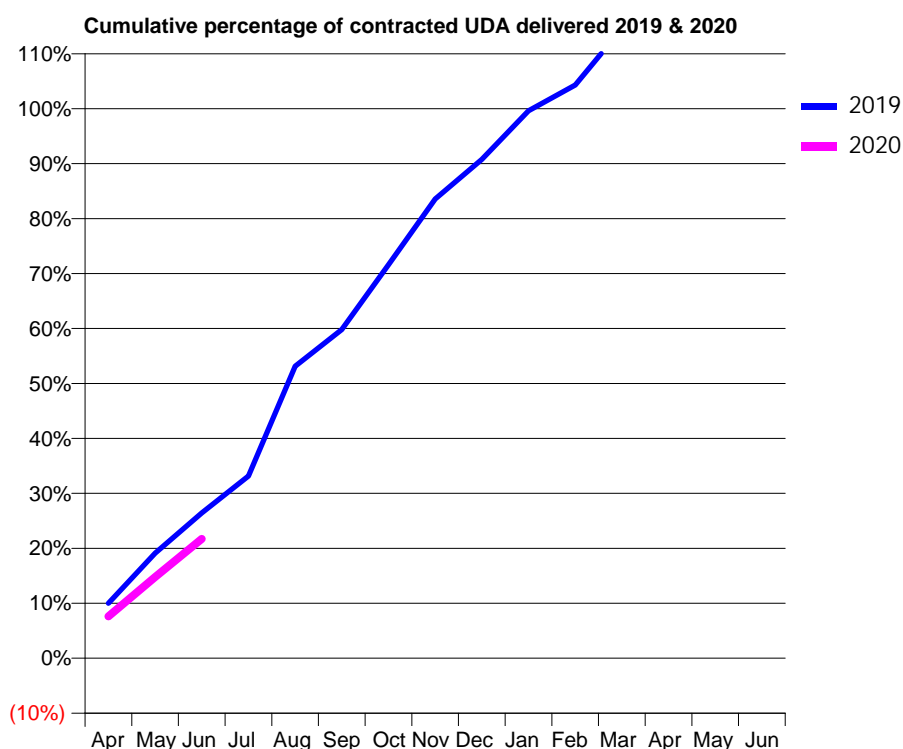
19/20 Contracted general activity (UDA)	1,624
Carry forward general activity (UDA)	0
19/20 Contracted orthodontic activity (UOA)	0
Carry forward orthodontic activity (UOA)	0
Baseline contract value	£41,266.72

ACCESS*

Patients seen in 24 months	Total	Change since previous quarter
Quarter ending June 2018	698	
Quarter ending September 2018	711	→
Quarter ending December 2018	699	↓
Quarter ending March 2019	676	↓
Quarter ending June 2019	673	→
Variance since June 2018	(3.6%)	↓



ACTIVITY



Month	2019	2020
April	163	124
May	310	240
June	429	353
July	539	
August	863	
September	971	
October	1,163	
November	1,357	
December	1,474	
January	1,618	
February	1,694	
March	1,860	
April	1,911	
May	1,911	
June	1,911	

QUALITY

	Quantity	Base Number	Contract	AT	Region	England
% of FP17s for the same patient ID Re-attending within 3 months - Children	21	267	7.9%	9.2%	10.6%	11.4%
% of FP17s for the same patient ID Re-attending within 3 months - Adults	3	9	33.3%	13.8%	15.2%	15.4%
% of FP17s for the same patient ID Re-attending between 3 & 9 months - Children	188	267	70.4%	62.6%	62.3%	59.8%
% of FP17s for the same patient ID Re-attending between 3 & 9 months - Adults	5	9	55.6%	53.4%	53.3%	52.1%
% of FP17s for Band 1 Urgent Courses	8	259	3.1%	10.1%	9.7%	9.2%
% of FP17s Relating to Free Repair or Replacements	0	259	0.0%	0.6%	0.6%	0.7%
% of FP17s Relating to Continuations	0	259	0.0%	0.9%	0.8%	0.8%
% of Patients satisfied with the dentistry they have received	0	0	N/A	93.2%	93.4%	93.4%
% of Patients satisfied with the time they had to wait for an appointment	0	0	N/A	85.6%	86.8%	87.6%

* This is based on patients treated on this contract for their most recent course of treatment.

Figures in italics indicate the base number of FP17s or Patient Questionnaire responses are less than 100. N/A is shown where the base number of responses is less than 10 during the period. % is calculated as Quantity/Base number*100

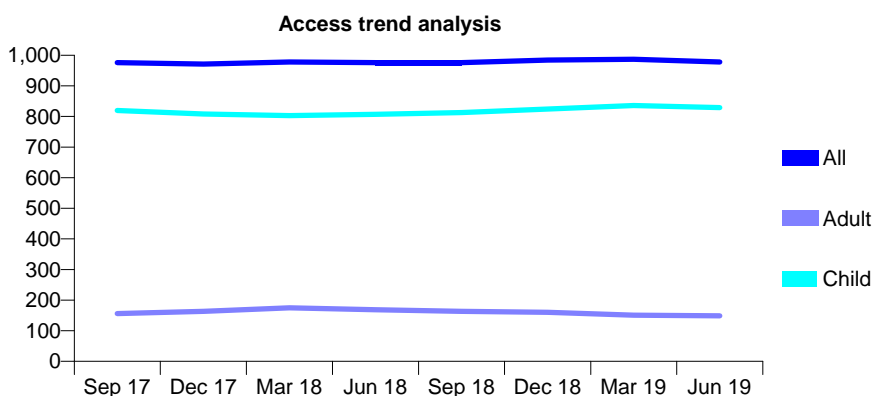
Q70 - Vital Signs At a Glance Contract Report for 915394/0001 - June 2019

Name or company name	Linden Avenue Partnership
Contract type name	GDS Contract
Purpose of contract	General and Orthodontic
Contract start date	01/04/2006
Contract end date	

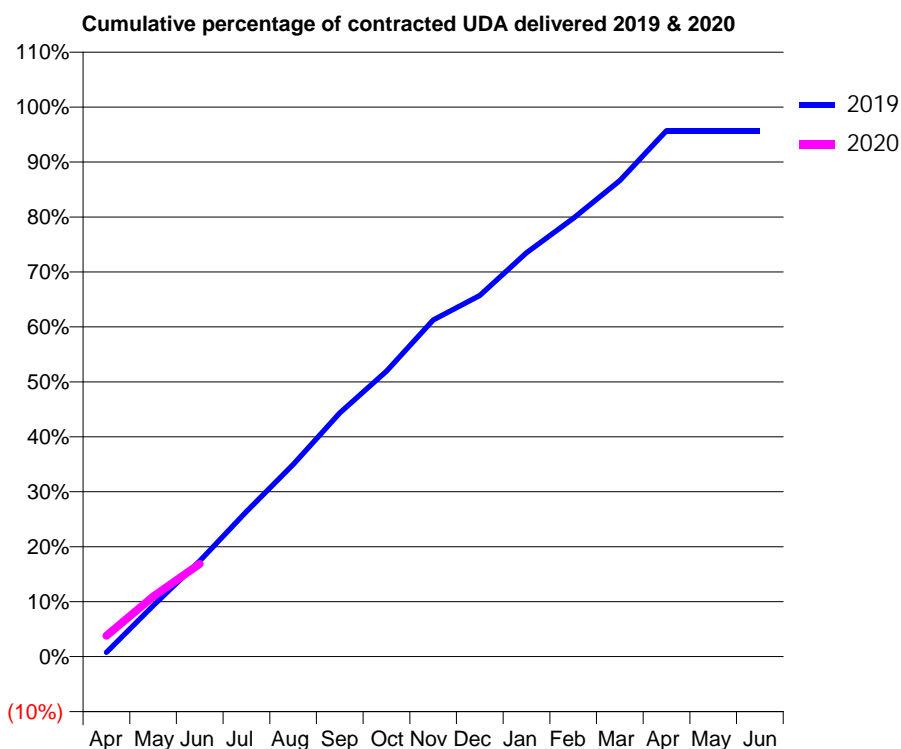
19/20 Contracted general activity (UDA)	2,800
Carry forward general activity (UDA)	0
19/20 Contracted orthodontic activity (UOA)	268
Carry forward orthodontic activity (UOA)	0
Baseline contract value	£91,334.35

ACCESS*

Patients seen in 24 months	Total	Change since previous quarter
Quarter ending June 2018	976	
Quarter ending September 2018	976	→
Quarter ending December 2018	984	→
Quarter ending March 2019	987	→
Quarter ending June 2019	978	→
Variance since June 2018	0.2%	→



ACTIVITY



Month	Adjusted Scheduled Activity (UDA)	
	2019	2020
April	22	107
May	260	306
June	487	473
July	740	
August	979	
September	1,242	
October	1,454	
November	1,715	
December	1,840	
January	2,058	
February	2,233	
March	2,426	
April	2,680	
May	2,680	
June	2,680	

QUALITY

	Quantity	Base Number	Contract	AT	Region	England
% of FP17s for the same patient ID Re-attending within 3 months - Children	34	367	9.3%	9.2%	10.6%	11.4%
% of FP17s for the same patient ID Re-attending within 3 months - Adults	5	24	20.8%	13.8%	15.2%	15.4%
% of FP17s for the same patient ID Re-attending between 3 & 9 months - Children	276	367	75.2%	62.6%	62.3%	59.8%
% of FP17s for the same patient ID Re-attending between 3 & 9 months - Adults	15	24	62.5%	53.4%	53.3%	52.1%
% of FP17s for Band 1 Urgent Courses	13	272	4.8%	10.1%	9.7%	9.2%
% of FP17s Relating to Free Repair or Replacements	0	272	0.0%	0.6%	0.6%	0.7%
% of FP17s Relating to Continuations	0	272	0.0%	0.9%	0.8%	0.8%
% of Patients satisfied with the dentistry they have received	3	3	N/A	93.2%	93.4%	93.4%
% of Patients satisfied with the time they had to wait for an appointment	3	3	N/A	85.6%	86.8%	87.6%

* This is based on patients treated on this contract for their most recent course of treatment. Figures in italics indicate the base number of FP17s or Patient Questionnaire responses are less than 100. N/A is shown where the base number of responses is less than 10 during the period. % is calculated as Quantity/Base number*100

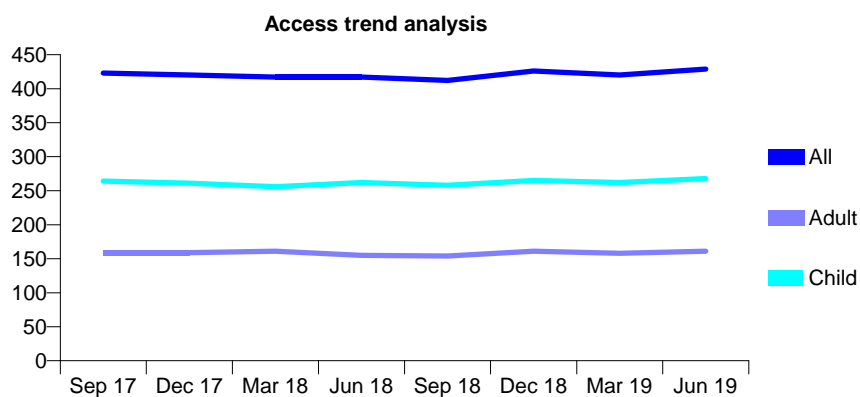
Q70 - Vital Signs At a Glance Contract Report for 917559/0002 - June 2019

Name or company name	MISS AK O'REGAN
Contract type name	GDS Contract
Purpose of contract	General
Contract start date	01/04/2006
Contract end date	

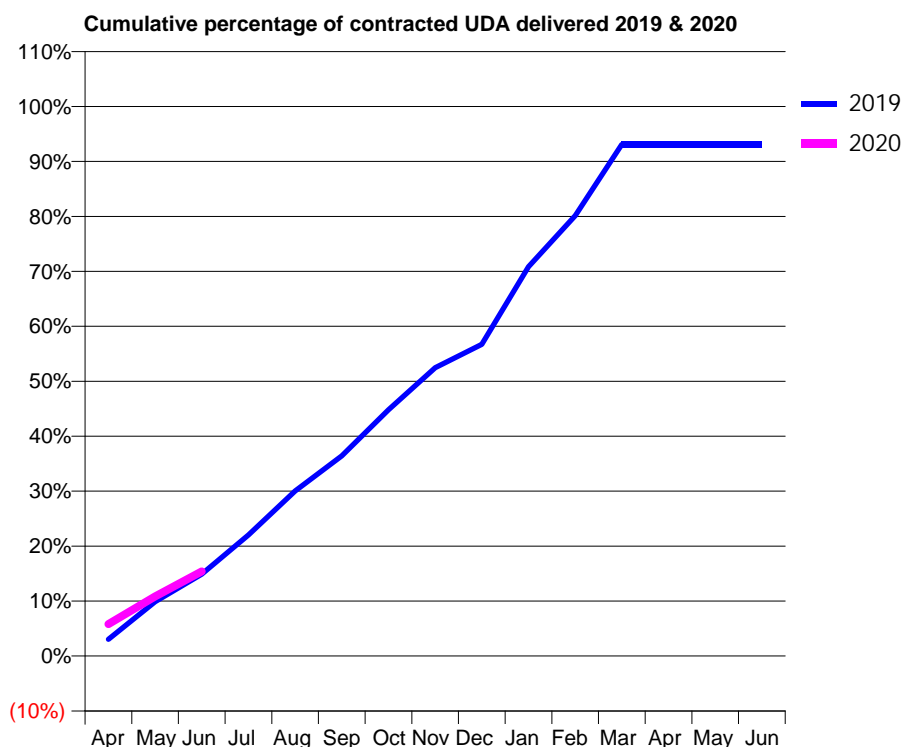
19/20 Contracted general activity (UDA)	950
Carry forward general activity (UDA)	0
19/20 Contracted orthodontic activity (UOA)	0
Carry forward orthodontic activity (UOA)	0
Baseline contract value	£22,146.67

ACCESS*

Patients seen in 24 months	Total	Change since previous quarter
Quarter ending June 2018	417	
Quarter ending September 2018	412	↓
Quarter ending December 2018	426	↑
Quarter ending March 2019	420	↓
Quarter ending June 2019	429	↑
Variance since June 2018	2.9%	↑



ACTIVITY



Month	Adjusted Scheduled Activity (UDA)	
	2019	2020
April	29	55
May	94	103
June	142	146
July	209	
August	285	
September	346	
October	426	
November	498	
December	539	
January	673	
February	761	
March	884	
April	884	
May	884	
June	884	

QUALITY

	Quantity	Base Number	Contract	AT	Region	England
% of FP17s for the same patient ID Re-attending within 3 months - Children	3	77	3.9%	9.2%	10.6%	11.4%
% of FP17s for the same patient ID Re-attending within 3 months - Adults	3	28	10.7%	13.8%	15.2%	15.4%
% of FP17s for the same patient ID Re-attending between 3 & 9 months - Children	47	77	61.0%	62.6%	62.3%	59.8%
% of FP17s for the same patient ID Re-attending between 3 & 9 months - Adults	15	28	53.6%	53.4%	53.3%	52.1%
% of FP17s for Band 1 Urgent Courses	1	99	1.0%	10.1%	9.7%	9.2%
% of FP17s Relating to Free Repair or Replacements	0	99	0.0%	0.6%	0.6%	0.7%
% of FP17s Relating to Continuations	6	99	6.1%	0.9%	0.8%	0.8%
% of Patients satisfied with the dentistry they have received	0	0	N/A	93.2%	93.4%	93.4%
% of Patients satisfied with the time they had to wait for an appointment	0	0	N/A	85.6%	86.8%	87.6%

* This is based on patients treated on this contract for their most recent course of treatment. Figures in italics indicate the base number of FP17s or Patient Questionnaire responses are less than 100. N/A is shown where the base number of responses is less than 10 during the period. % is calculated as Quantity/Base number*100

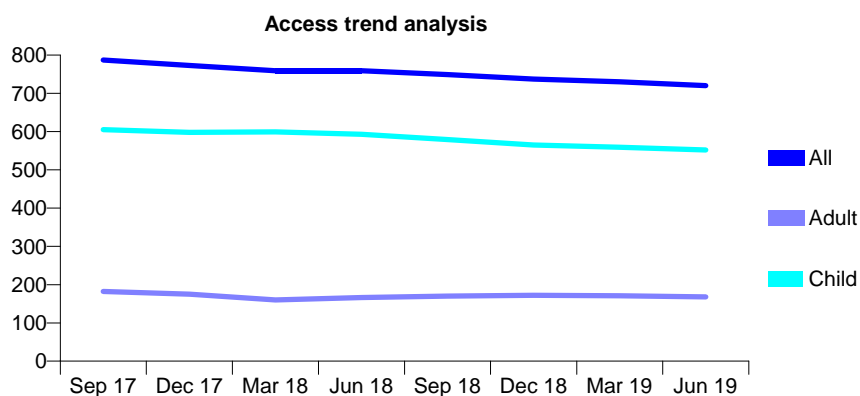
Q70 - Vital Signs At a Glance Contract Report for 919454/0001 - June 2019

Name or company name	MR BR TAYLOR
Contract type name	GDS Contract
Purpose of contract	General
Contract start date	01/04/2006
Contract end date	

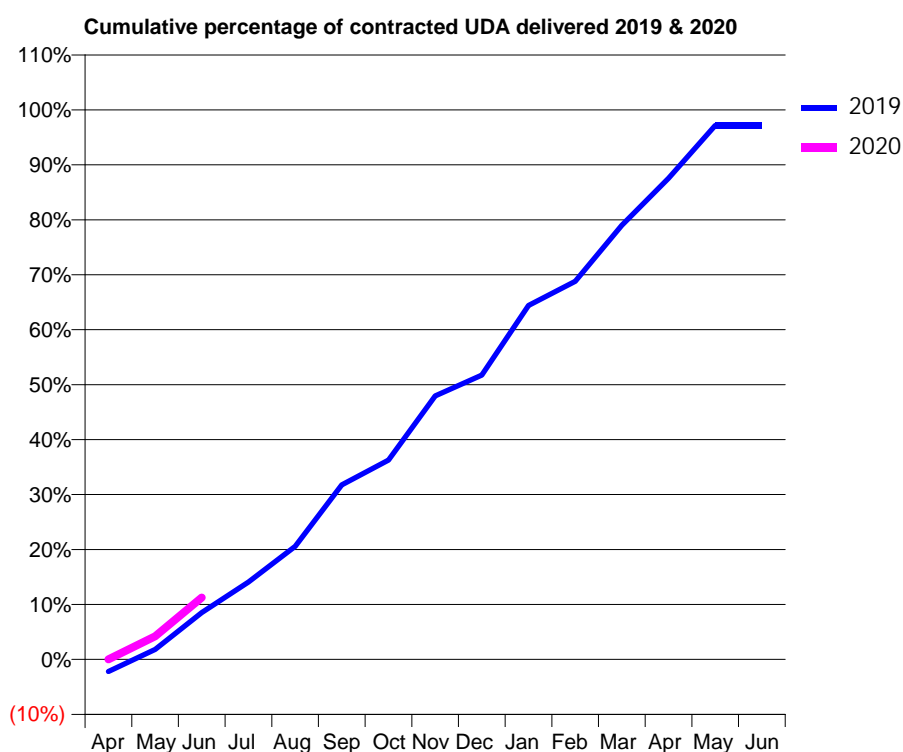
19/20 Contracted general activity (UDA)	2,335
Carry forward general activity (UDA)	0
19/20 Contracted orthodontic activity (UOA)	0
Carry forward orthodontic activity (UOA)	0
Baseline contract value	£73,432.24

ACCESS*

Patients seen in 24 months	Total	Change since previous quarter
Quarter ending June 2018	759	
Quarter ending September 2018	749	↓
Quarter ending December 2018	737	↓
Quarter ending March 2019	730	→
Quarter ending June 2019	720	↓
Variance since June 2018	(5.1%)	↓



ACTIVITY



Month	2019	2020
April	-52	0
May	43	98
June	199	263
July	329	
August	481	
September	742	
October	847	
November	1,120	
December	1,208	
January	1,504	
February	1,607	
March	1,845	
April	2,045	
May	2,269	
June	2,269	

QUALITY

	Quantity	Base Number	Contract	AT	Region	England
% of FP17s for the same patient ID Re-attending within 3 months - Children	3	264	1.1%	9.2%	10.6%	11.4%
% of FP17s for the same patient ID Re-attending within 3 months - Adults	1	36	2.8%	13.8%	15.2%	15.4%
% of FP17s for the same patient ID Re-attending between 3 & 9 months - Children	215	264	81.4%	62.6%	62.3%	59.8%
% of FP17s for the same patient ID Re-attending between 3 & 9 months - Adults	21	36	58.3%	53.4%	53.3%	52.1%
% of FP17s for Band 1 Urgent Courses	2	133	1.5%	10.1%	9.7%	9.2%
% of FP17s Relating to Free Repair or Replacements	0	133	0.0%	0.6%	0.6%	0.7%
% of FP17s Relating to Continuations	0	133	0.0%	0.9%	0.8%	0.8%
% of Patients satisfied with the dentistry they have received	0	0	N/A	93.2%	93.4%	93.4%
% of Patients satisfied with the time they had to wait for an appointment	0	0	N/A	85.6%	86.8%	87.6%

* This is based on patients treated on this contract for their most recent course of treatment. Figures in italics indicate the base number of FP17s or Patient Questionnaire responses are less than 100. N/A is shown where the base number of responses is less than 10 during the period. % is calculated as Quantity/Base number*100

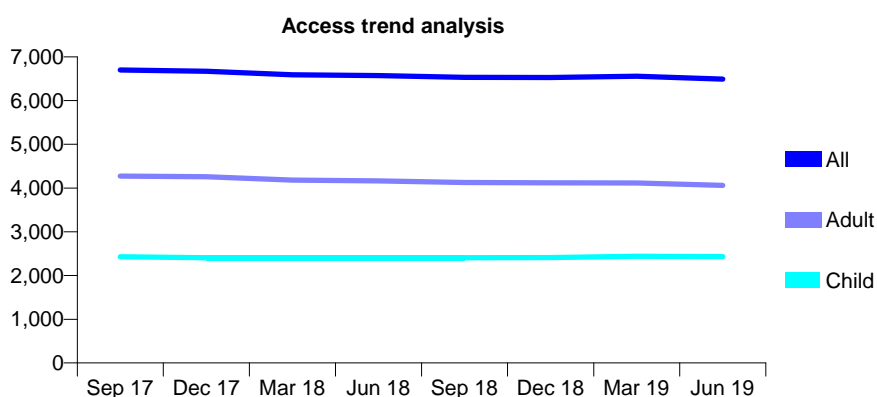
Q70 - Vital Signs At a Glance Contract Report for 919594/0001 - June 2019

Name or company name	Teeth For Life
Contract type name	GDS Contract
Purpose of contract	General
Contract start date	01/04/2006
Contract end date	

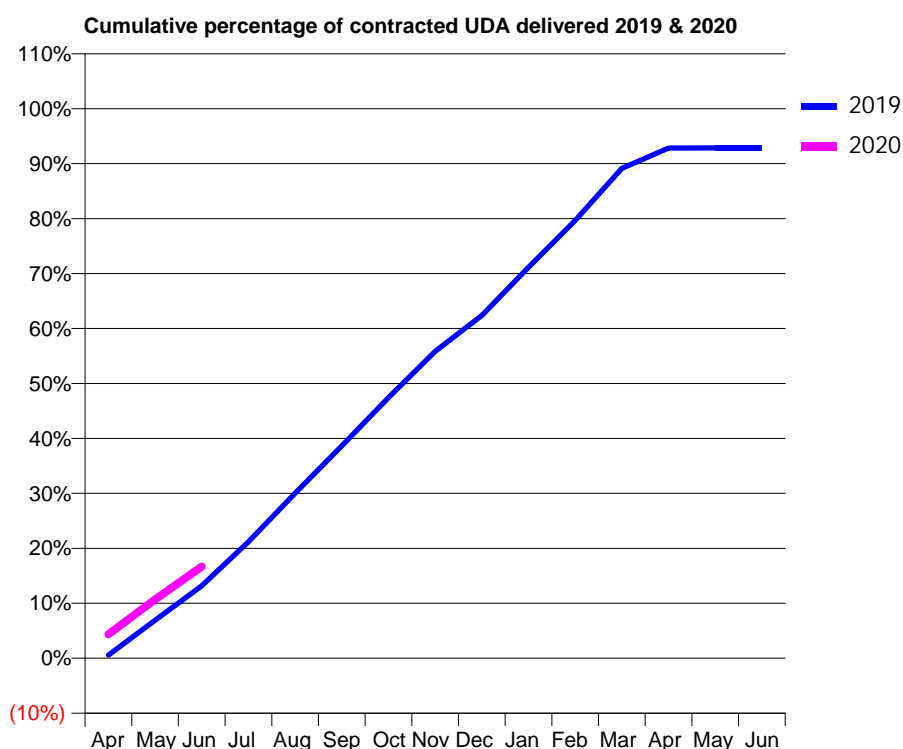
19/20 Contracted general activity (UDA)	13,782
Carry forward general activity (UDA)	0
19/20 Contracted orthodontic activity (UOA)	0
Carry forward orthodontic activity (UOA)	0
Baseline contract value	£366,847.23

ACCESS*

Patients seen in 24 months	Total	Change since previous quarter
Quarter ending June 2018	6,571	
Quarter ending September 2018	6,531	→
Quarter ending December 2018	6,530	→
Quarter ending March 2019	6,556	→
Quarter ending June 2019	6,492	→
Variance since June 2018	(1.2%)	↓



ACTIVITY



Month	2019	2020
April	80	602
May	954	1,477
June	1,817	2,301
July	2,920	
August	4,143	
September	5,326	
October	6,537	
November	7,698	
December	8,593	
January	9,803	
February	10,978	
March	12,281	
April	12,795	
May	12,798	
June	12,797	

QUALITY

	Quantity	Base Number	Contract	AT	Region	England
% of FP17s for the same patient ID Re-attending within 3 months - Children	41	784	5.2%	9.2%	10.6%	11.4%
% of FP17s for the same patient ID Re-attending within 3 months - Adults	138	1,059	13.0%	13.8%	15.2%	15.4%
% of FP17s for the same patient ID Re-attending between 3 & 9 months - Children	518	784	66.1%	62.6%	62.3%	59.8%
% of FP17s for the same patient ID Re-attending between 3 & 9 months - Adults	412	1,059	38.9%	53.4%	53.3%	52.1%
% of FP17s for Band 1 Urgent Courses	94	1,404	6.7%	10.1%	9.7%	9.2%
% of FP17s Relating to Free Repair or Replacements	7	1,404	0.5%	0.6%	0.6%	0.7%
% of FP17s Relating to Continuations	3	1,404	0.2%	0.9%	0.8%	0.8%
% of Patients satisfied with the dentistry they have received	1	1	N/A	93.2%	93.4%	93.4%
% of Patients satisfied with the time they had to wait for an appointment	1	1	N/A	85.6%	86.8%	87.6%

* This is based on patients treated on this contract for their most recent course of treatment. Figures in italics indicate the base number of FP17s or Patient Questionnaire responses are less than 100. N/A is shown where the base number of responses is less than 10 during the period. % is calculated as Quantity/Base number*100

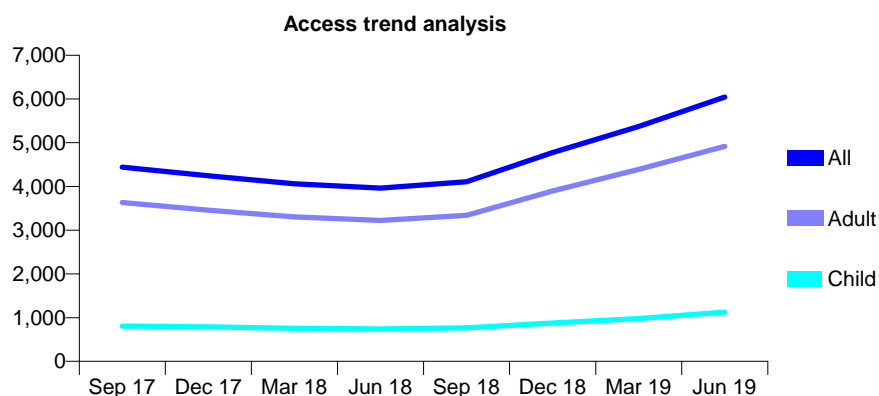
Q70 - Vital Signs At a Glance Contract Report for 920533/0002 - June 2019

Name or company name	The Clock Dental Practice
Contract type name	GDS Contract
Purpose of contract	General
Contract start date	01/04/2006
Contract end date	

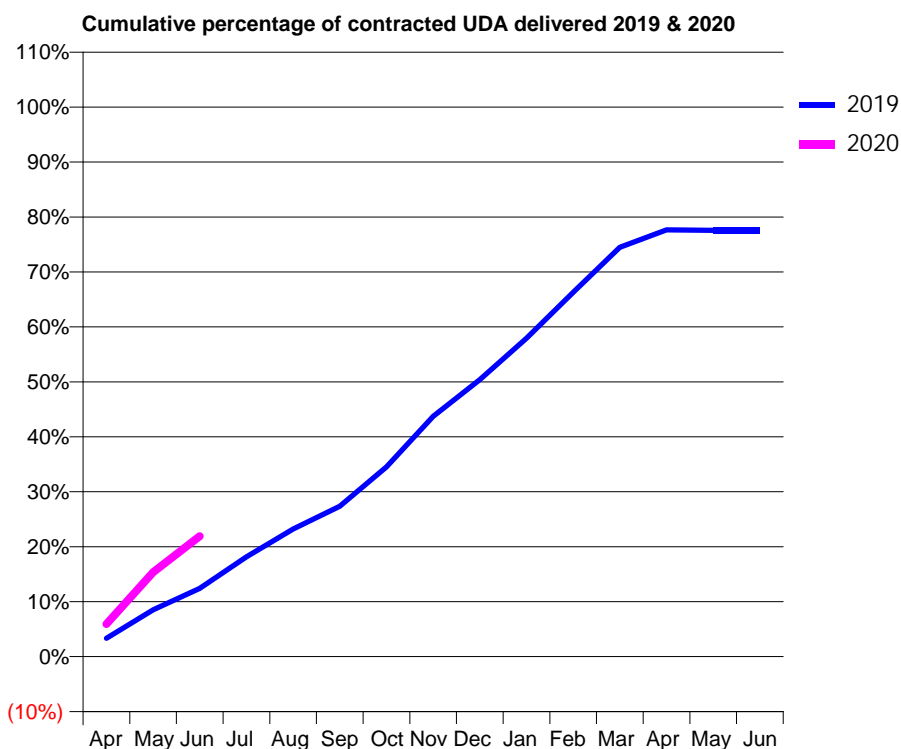
19/20 Contracted general activity (UDA)	22,669
Carry forward general activity (UDA)	0
19/20 Contracted orthodontic activity (UOA)	0
Carry forward orthodontic activity (UOA)	0
Baseline contract value	£522,032.65

ACCESS*

Patients seen in 24 months	Total	Change since previous quarter
Quarter ending June 2018	3,960	
Quarter ending September 2018	4,110	↑
Quarter ending December 2018	4,775	↑
Quarter ending March 2019	5,371	↑
Quarter ending June 2019	6,043	↑
Variance since June 2018	52.6%	↑



ACTIVITY



Month	Adjusted Scheduled Activity (UDA)	
	2019	2020
April	756	1,347
May	1,933	3,486
June	2,817	4,969
July	4,115	
August	5,266	
September	6,200	
October	7,828	
November	9,914	
December	11,424	
January	13,134	
February	15,033	
March	16,886	
April	17,598	
May	17,586	
June	17,586	

QUALITY

	Quantity	Base Number	Contract	AT	Region	England
% of FP17s for the same patient ID Re-attending within 3 months - Children	33	487	6.8%	9.2%	10.6%	11.4%
% of FP17s for the same patient ID Re-attending within 3 months - Adults	236	2,132	11.1%	13.8%	15.2%	15.4%
% of FP17s for the same patient ID Re-attending between 3 & 9 months - Children	273	487	56.1%	62.6%	62.3%	59.8%
% of FP17s for the same patient ID Re-attending between 3 & 9 months - Adults	1,236	2,132	58.0%	53.4%	53.3%	52.1%
% of FP17s for Band 1 Urgent Courses	81	2,314	3.5%	10.1%	9.7%	9.2%
% of FP17s Relating to Free Repair or Replacements	11	2,314	0.5%	0.6%	0.6%	0.7%
% of FP17s Relating to Continuations	26	2,314	1.1%	0.9%	0.8%	0.8%
% of Patients satisfied with the dentistry they have received	6	6	N/A	93.2%	93.4%	93.4%
% of Patients satisfied with the time they had to wait for an appointment	6	6	N/A	85.6%	86.8%	87.6%

* This is based on patients treated on this contract for their most recent course of treatment. Figures in italics indicate the base number of FP17s or Patient Questionnaire responses are less than 100. N/A is shown where the base number of responses is less than 10 during the period. % is calculated as Quantity/Base number*100

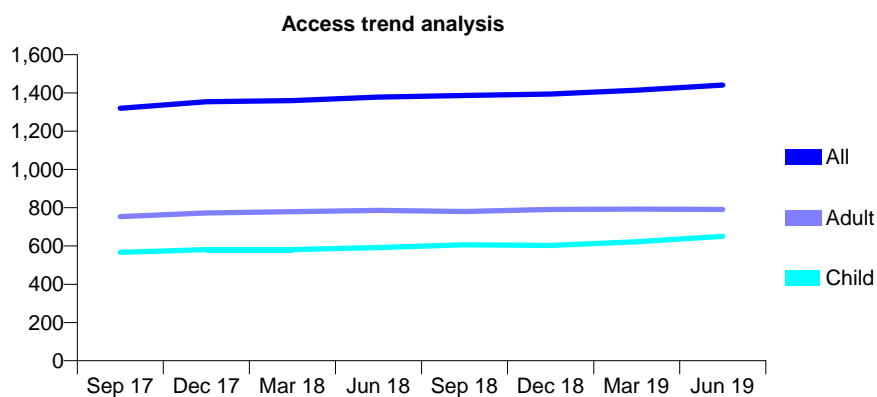
Q70 - Vital Signs At a Glance Contract Report for 921874/0001 - June 2019

Name or company name	MRS K HARINDRA
Contract type name	GDS Contract
Purpose of contract	General
Contract start date	01/04/2006
Contract end date	

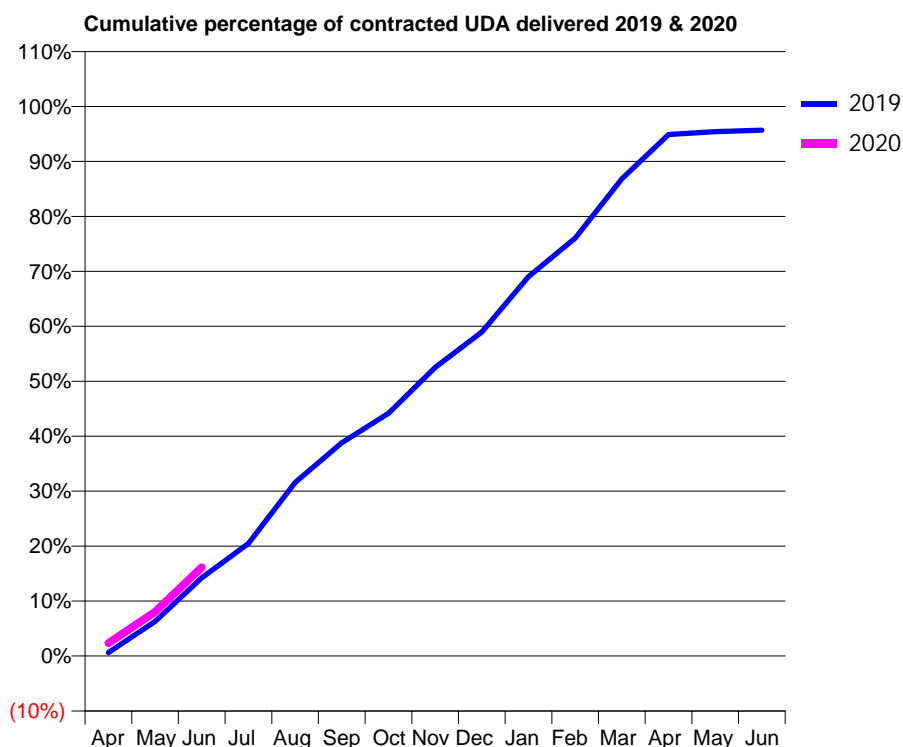
19/20 Contracted general activity (UDA)	3,860
Carry forward general activity (UDA)	0
19/20 Contracted orthodontic activity (UOA)	0
Carry forward orthodontic activity (UOA)	0
Baseline contract value	£105,360.71

ACCESS*

Patients seen in 24 months	Total	Change since previous quarter
Quarter ending June 2018	1,378	
Quarter ending September 2018	1,386	→
Quarter ending December 2018	1,394	→
Quarter ending March 2019	1,414	→
Quarter ending June 2019	1,441	→
Variance since June 2018	4.6%	↑



ACTIVITY



Month	Adjusted Scheduled Activity (UDA)	
	2019	2020
April	25	91
May	243	311
June	549	623
July	791	
August	1,219	
September	1,498	
October	1,706	
November	2,027	
December	2,276	
January	2,664	
February	2,936	
March	3,352	
April	3,663	
May	3,683	
June	3,693	

QUALITY

	Quantity	Base Number	Contract	AT	Region	England
% of FP17s for the same patient ID Re-attending within 3 months - Children	11	250	4.4%	9.2%	10.6%	11.4%
% of FP17s for the same patient ID Re-attending within 3 months - Adults	49	307	16.0%	13.8%	15.2%	15.4%
% of FP17s for the same patient ID Re-attending between 3 & 9 months - Children	169	250	67.6%	62.6%	62.3%	59.8%
% of FP17s for the same patient ID Re-attending between 3 & 9 months - Adults	185	307	60.3%	53.4%	53.3%	52.1%
% of FP17s for Band 1 Urgent Courses	21	396	5.3%	10.1%	9.7%	9.2%
% of FP17s Relating to Free Repair or Replacements	2	396	0.5%	0.6%	0.6%	0.7%
% of FP17s Relating to Continuations	4	396	1.0%	0.9%	0.8%	0.8%
% of Patients satisfied with the dentistry they have received	2	2	N/A	93.2%	93.4%	93.4%
% of Patients satisfied with the time they had to wait for an appointment	2	2	N/A	85.6%	86.8%	87.6%

* This is based on patients treated on this contract for their most recent course of treatment. Figures in italics indicate the base number of FP17s or Patient Questionnaire responses are less than 100. N/A is shown where the base number of responses is less than 10 during the period. % is calculated as Quantity/Base number*100

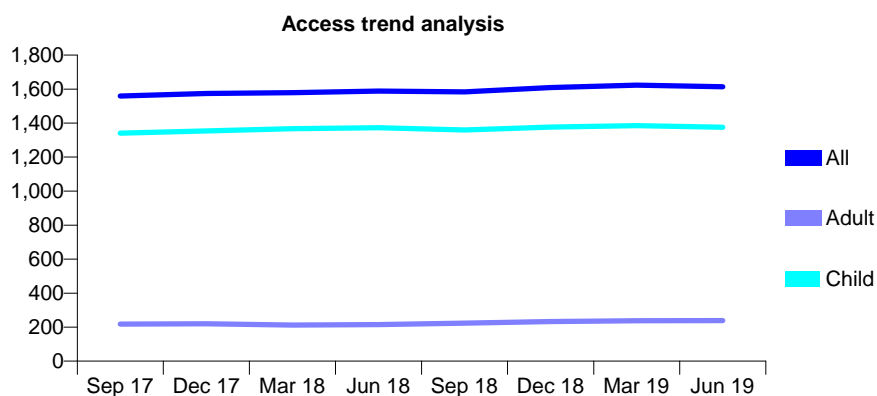
Q70 - Vital Signs At a Glance Contract Report for 923125/0001 - June 2019

Name or company name	Whiteley Dental Practice
Contract type name	GDS Contract
Purpose of contract	General
Contract start date	01/04/2006
Contract end date	

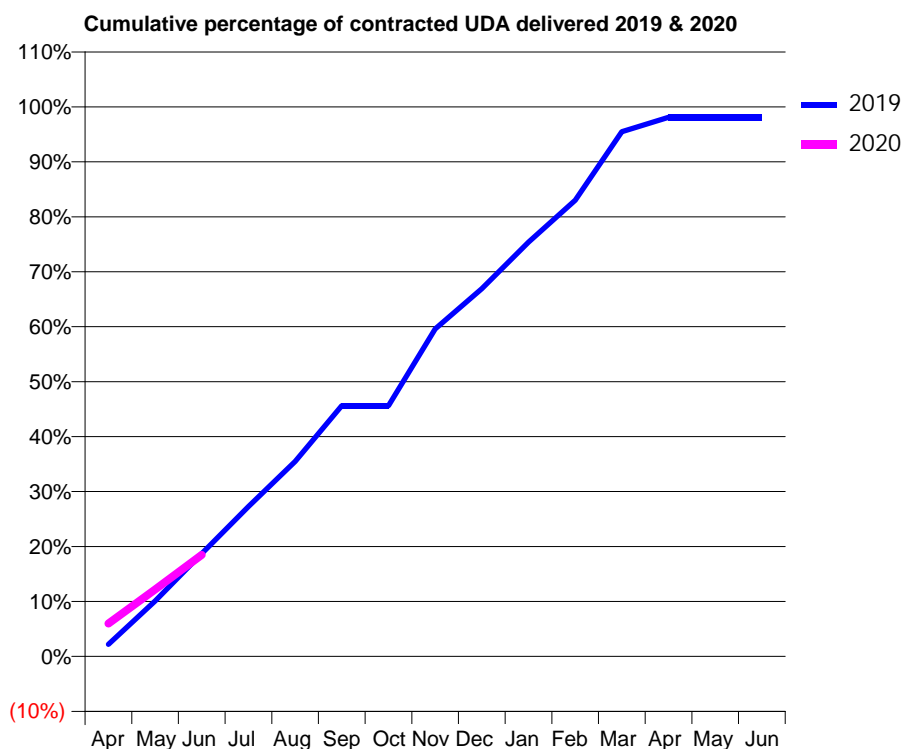
19/20 Contracted general activity (UDA)	3,133
Carry forward general activity (UDA)	0
19/20 Contracted orthodontic activity (UOA)	0
Carry forward orthodontic activity (UOA)	0
Baseline contract value	£66,212.42

ACCESS*

Patients seen in 24 months	Total	Change since previous quarter
Quarter ending June 2018	1,588	
Quarter ending September 2018	1,584	→
Quarter ending December 2018	1,609	→
Quarter ending March 2019	1,623	→
Quarter ending June 2019	1,614	→
Variance since June 2018	1.6%	→



ACTIVITY



Month	Adjusted Scheduled Activity (UDA)	
	2019	2020
April	69	187
May	316	382
June	586	579
July	855	
August	1,112	
September	1,430	
October	1,430	
November	1,867	
December	2,097	
January	2,362	
February	2,600	
March	2,992	
April	3,073	
May	3,073	
June	3,073	

QUALITY

	Quantity	Base Number	Contract	AT	Region	England
% of FP17s for the same patient ID Re-attending within 3 months - Children	16	500	3.2%	9.2%	10.6%	11.4%
% of FP17s for the same patient ID Re-attending within 3 months - Adults	2	30	6.7%	13.8%	15.2%	15.4%
% of FP17s for the same patient ID Re-attending between 3 & 9 months - Children	364	500	72.8%	62.6%	62.3%	59.8%
% of FP17s for the same patient ID Re-attending between 3 & 9 months - Adults	26	30	86.7%	53.4%	53.3%	52.1%
% of FP17s for Band 1 Urgent Courses	9	461	2.0%	10.1%	9.7%	9.2%
% of FP17s Relating to Free Repair or Replacements	0	461	0.0%	0.6%	0.6%	0.7%
% of FP17s Relating to Continuations	2	461	0.4%	0.9%	0.8%	0.8%
% of Patients satisfied with the dentistry they have received	1	1	N/A	93.2%	93.4%	93.4%
% of Patients satisfied with the time they had to wait for an appointment	1	1	N/A	85.6%	86.8%	87.6%

* This is based on patients treated on this contract for their most recent course of treatment. Figures in italics indicate the base number of FP17s or Patient Questionnaire responses are less than 100. N/A is shown where the base number of responses is less than 10 during the period. % is calculated as Quantity/Base number*100

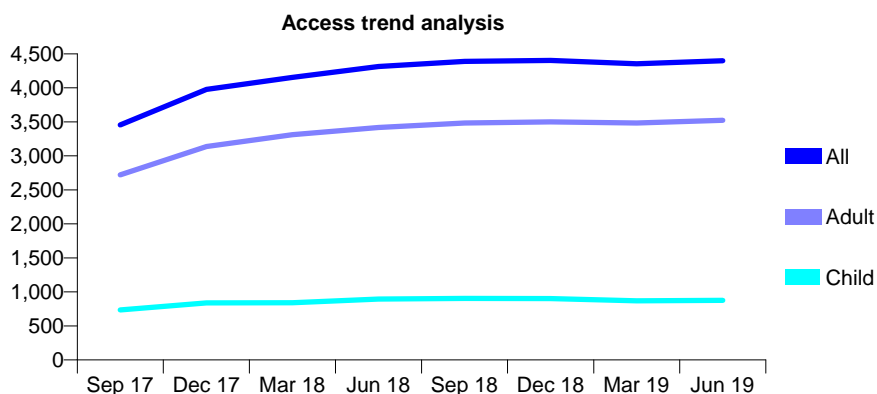
Q70 - Vital Signs At a Glance Contract Report for 926256/0001 - June 2019

Name or company name	Brighton Hill Dental Practice Partnership
Contract type name	GDS Contract
Purpose of contract	General
Contract start date	01/04/2006
Contract end date	

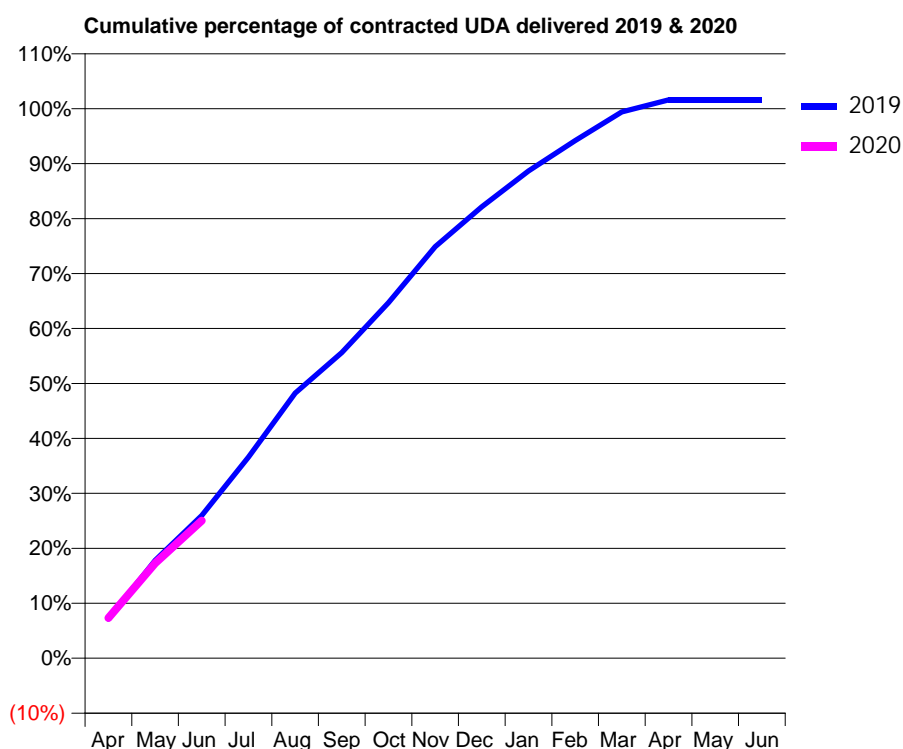
19/20 Contracted general activity (UDA)	15,631
Carry forward general activity (UDA)	0
19/20 Contracted orthodontic activity (UOA)	0
Carry forward orthodontic activity (UOA)	0
Baseline contract value	£511,335.34

ACCESS*

Patients seen in 24 months	Total	Change since previous quarter
Quarter ending June 2018	4,314	
Quarter ending September 2018	4,389	→
Quarter ending December 2018	4,402	→
Quarter ending March 2019	4,353	↓
Quarter ending June 2019	4,399	→
Variance since June 2018	2.0%	→



ACTIVITY



Month	2019	2020
April	1,116	1,147
May	2,786	2,701
June	4,061	3,912
July	5,721	
August	7,543	
September	8,692	
October	10,111	
November	11,706	
December	12,839	
January	13,857	
February	14,723	
March	15,539	
April	15,879	
May	15,879	
June	15,879	

QUALITY

	Quantity	Base Number	Contract	AT	Region	England
% of FP17s for the same patient ID Re-attending within 3 months - Children	18	401	4.5%	9.2%	10.6%	11.4%
% of FP17s for the same patient ID Re-attending within 3 months - Adults	133	1,400	9.5%	13.8%	15.2%	15.4%
% of FP17s for the same patient ID Re-attending between 3 & 9 months - Children	262	401	65.3%	62.6%	62.3%	59.8%
% of FP17s for the same patient ID Re-attending between 3 & 9 months - Adults	895	1,400	63.9%	53.4%	53.3%	52.1%
% of FP17s for Band 1 Urgent Courses	78	1,656	4.7%	10.1%	9.7%	9.2%
% of FP17s Relating to Free Repair or Replacements	10	1,656	0.6%	0.6%	0.6%	0.7%
% of FP17s Relating to Continuations	27	1,656	1.6%	0.9%	0.8%	0.8%
% of Patients satisfied with the dentistry they have received	0	0	N/A	93.2%	93.4%	93.4%
% of Patients satisfied with the time they had to wait for an appointment	0	0	N/A	85.6%	86.8%	87.6%

* This is based on patients treated on this contract for their most recent course of treatment.

Figures in italics indicate the base number of FP17s or Patient Questionnaire responses are less than 100. N/A is shown where the base number of responses is less than 10 during the period. % is calculated as Quantity/Base number*100

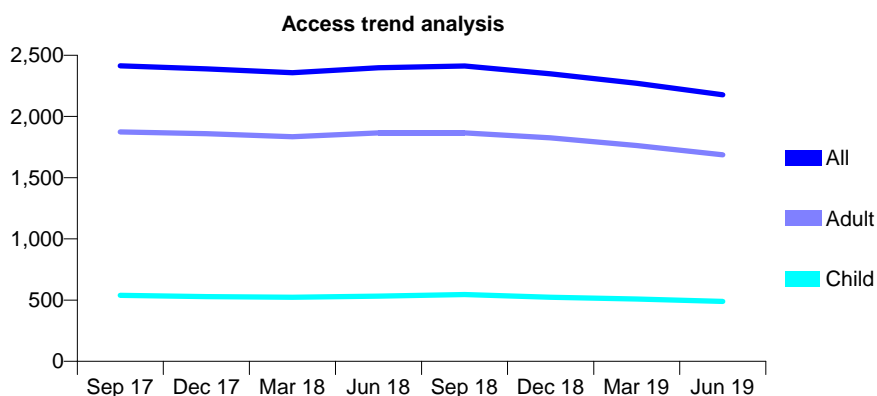
Q70 - Vital Signs At a Glance Contract Report for 933198/0001 - June 2019

Name or company name	MR H FOROUZANFAR
Contract type name	GDS Contract
Purpose of contract	General
Contract start date	01/10/2006
Contract end date	

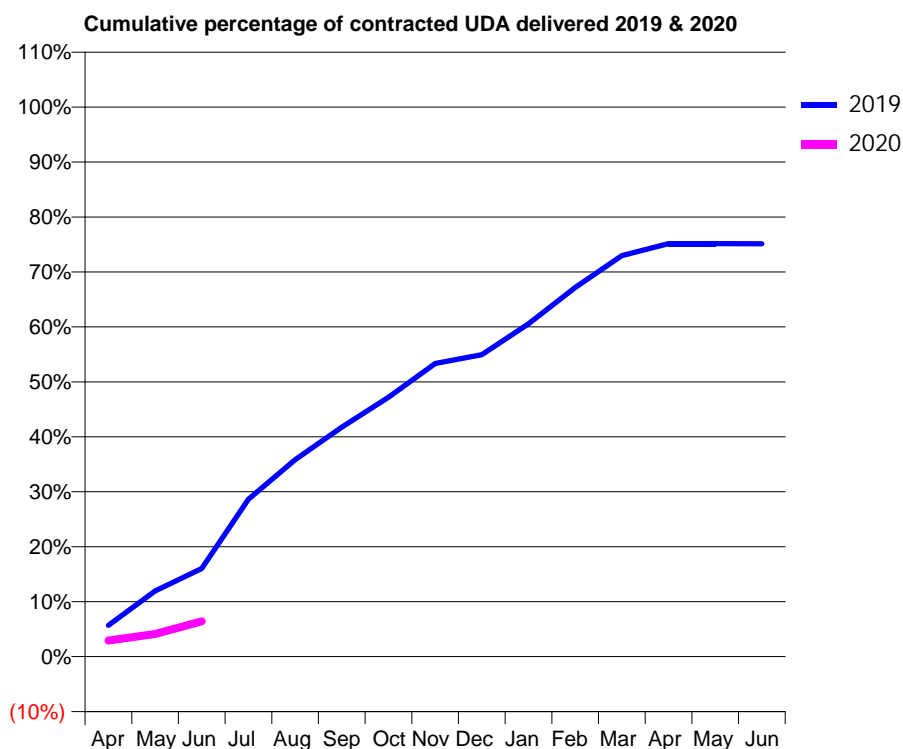
19/20 Contracted general activity (UDA)	8,329
Carry forward general activity (UDA)	0
19/20 Contracted orthodontic activity (UOA)	0
Carry forward orthodontic activity (UOA)	0
Baseline contract value	£246,531.91

ACCESS*

Patients seen in 24 months	Total	Change since previous quarter
Quarter ending June 2018	2,398	
Quarter ending September 2018	2,412	→
Quarter ending December 2018	2,348	↓
Quarter ending March 2019	2,272	↓
Quarter ending June 2019	2,177	↓
Variance since June 2018	(9.2%)	↓



ACTIVITY



Month	Adjusted Scheduled Activity (UDA)	
	2019	2020
April	473	243
May	996	345
June	1,336	536
July	2,386	
August	2,985	
September	3,477	
October	3,930	
November	4,442	
December	4,575	
January	5,045	
February	5,593	
March	6,077	
April	6,259	
May	6,259	
June	6,256	

QUALITY

	Quantity	Base Number	Contract	AT	Region	England
% of FP17s for the same patient ID Re-attending within 3 months - Children	3	86	3.5%	9.2%	10.6%	11.4%
% of FP17s for the same patient ID Re-attending within 3 months - Adults	30	295	10.2%	13.8%	15.2%	15.4%
% of FP17s for the same patient ID Re-attending between 3 & 9 months - Children	43	86	50.0%	62.6%	62.3%	59.8%
% of FP17s for the same patient ID Re-attending between 3 & 9 months - Adults	188	295	63.7%	53.4%	53.3%	52.1%
% of FP17s for Band 1 Urgent Courses	28	323	8.7%	10.1%	9.7%	9.2%
% of FP17s Relating to Free Repair or Replacements	5	323	1.5%	0.6%	0.6%	0.7%
% of FP17s Relating to Continuations	0	323	0.0%	0.9%	0.8%	0.8%
% of Patients satisfied with the dentistry they have received	0	0	N/A	93.2%	93.4%	93.4%
% of Patients satisfied with the time they had to wait for an appointment	0	0	N/A	85.6%	86.8%	87.6%

* This is based on patients treated on this contract for their most recent course of treatment. Figures in italics indicate the base number of FP17s or Patient Questionnaire responses are less than 100. N/A is shown where the base number of responses is less than 10 during the period. % is calculated as Quantity/Base number*100

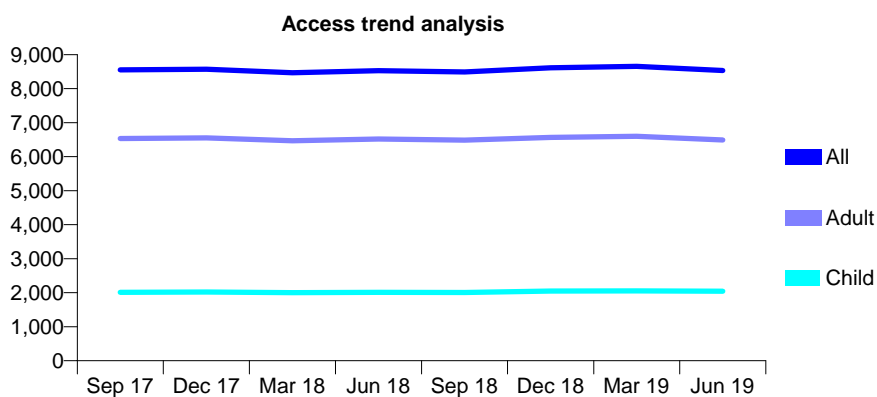
Q70 - Vital Signs At a Glance Contract Report for 936693/0001 - June 2019

Name or company name	MR MM MANSOURIAN
Contract type name	GDS Contract
Purpose of contract	General
Contract start date	01/04/2006
Contract end date	

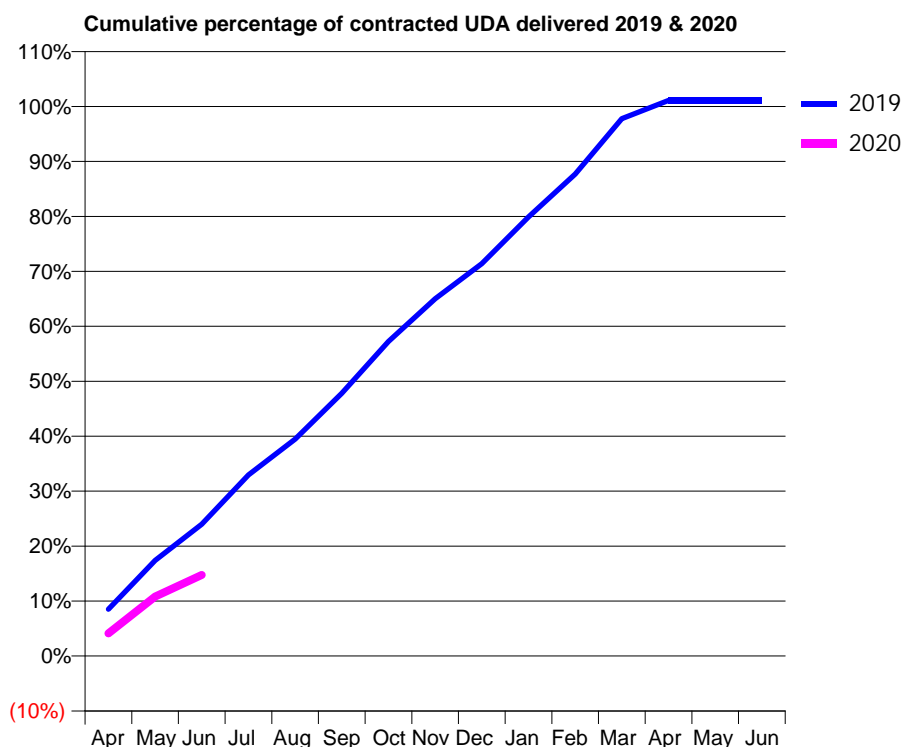
19/20 Contracted general activity (UDA)	24,661
Carry forward general activity (UDA)	0
19/20 Contracted orthodontic activity (UOA)	0
Carry forward orthodontic activity (UOA)	0
Baseline contract value	£711,738.53

ACCESS*

Patients seen in 24 months	Total	Change since previous quarter
Quarter ending June 2018	8,533	
Quarter ending September 2018	8,491	→
Quarter ending December 2018	8,615	→
Quarter ending March 2019	8,656	→
Quarter ending June 2019	8,536	↓
Variance since June 2018	0.0%	→



ACTIVITY



Month	Adjusted Scheduled Activity (UDA)	
	2019	2020
April	2,103	1,015
May	4,293	2,674
June	5,918	3,637
July	8,126	
August	9,732	
September	11,784	
October	14,114	
November	16,037	
December	17,603	
January	19,702	
February	21,634	
March	24,114	
April	24,934	
May	24,937	
June	24,937	

QUALITY

	Quantity	Base Number	Contract	AT	Region	England
% of FP17s for the same patient ID Re-attending within 3 months - Children	37	676	5.5%	9.2%	10.6%	11.4%
% of FP17s for the same patient ID Re-attending within 3 months - Adults	267	1,934	13.8%	13.8%	15.2%	15.4%
% of FP17s for the same patient ID Re-attending between 3 & 9 months - Children	511	676	75.6%	62.6%	62.3%	59.8%
% of FP17s for the same patient ID Re-attending between 3 & 9 months - Adults	1,282	1,934	66.3%	53.4%	53.3%	52.1%
% of FP17s for Band 1 Urgent Courses	155	2,166	7.2%	10.1%	9.7%	9.2%
% of FP17s Relating to Free Repair or Replacements	1	2,166	0.0%	0.6%	0.6%	0.7%
% of FP17s Relating to Continuations	11	2,166	0.5%	0.9%	0.8%	0.8%
% of Patients satisfied with the dentistry they have received	2	2	N/A	93.2%	93.4%	93.4%
% of Patients satisfied with the time they had to wait for an appointment	2	2	N/A	85.6%	86.8%	87.6%

* This is based on patients treated on this contract for their most recent course of treatment. Figures in italics indicate the base number of FP17s or Patient Questionnaire responses are less than 100. N/A is shown where the base number of responses is less than 10 during the period. % is calculated as Quantity/Base number*100

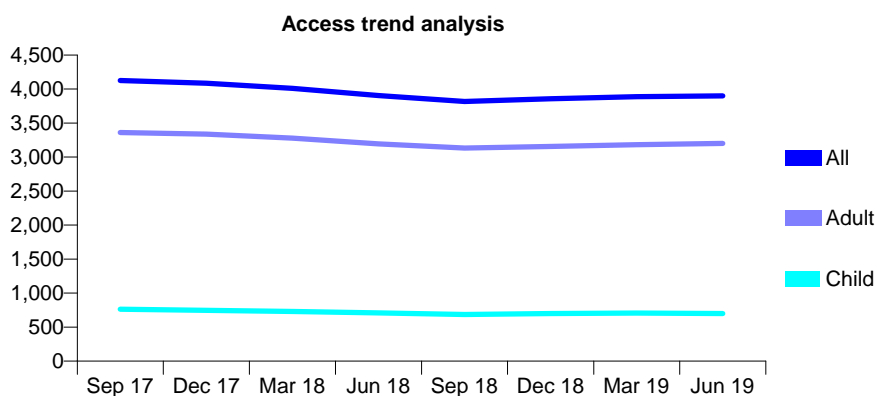
Q70 - Vital Signs At a Glance Contract Report for 939900/0002 - June 2019

Name or company name	MRS KM ROWLAND
Contract type name	GDS Contract
Purpose of contract	General
Contract start date	01/01/2008
Contract end date	

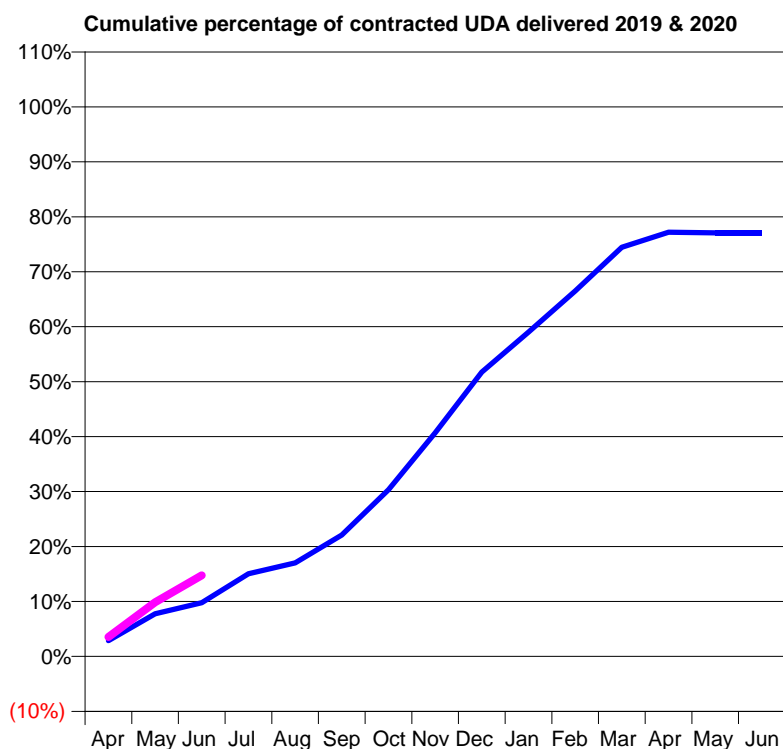
19/20 Contracted general activity (UDA)	16,074
Carry forward general activity (UDA)	0
19/20 Contracted orthodontic activity (UOA)	0
Carry forward orthodontic activity (UOA)	0
Baseline contract value	£361,826.84

ACCESS*

Patients seen in 24 months	Total	Change since previous quarter
Quarter ending June 2018	3,904	
Quarter ending September 2018	3,819	↓
Quarter ending December 2018	3,857	→
Quarter ending March 2019	3,887	→
Quarter ending June 2019	3,901	→
Variance since June 2018	(0.1%)	→



ACTIVITY



Month	2019	2020
April	388	573
May	1,050	1,586
June	1,318	2,371
July	2,029	
August	2,298	
September	2,983	
October	4,093	
November	5,496	
December	6,988	
January	7,969	
February	8,976	
March	10,052	
April	10,420	
May	10,406	
June	10,402	

QUALITY

	Quantity	Base Number	Contract	AT	Region	England
% of FP17s for the same patient ID Re-attending within 3 months - Children	23	299	7.7%	9.2%	10.6%	11.4%
% of FP17s for the same patient ID Re-attending within 3 months - Adults	107	1,196	8.9%	13.8%	15.2%	15.4%
% of FP17s for the same patient ID Re-attending between 3 & 9 months - Children	211	299	70.6%	62.6%	62.3%	59.8%
% of FP17s for the same patient ID Re-attending between 3 & 9 months - Adults	702	1,196	58.7%	53.4%	53.3%	52.1%
% of FP17s for Band 1 Urgent Courses	73	1,243	5.9%	10.1%	9.7%	9.2%
% of FP17s Relating to Free Repair or Replacements	11	1,243	0.9%	0.6%	0.6%	0.7%
% of FP17s Relating to Continuations	2	1,243	0.2%	0.9%	0.8%	0.8%
% of Patients satisfied with the dentistry they have received	2	2	N/A	93.2%	93.4%	93.4%
% of Patients satisfied with the time they had to wait for an appointment	2	2	N/A	85.6%	86.8%	87.6%

* This is based on patients treated on this contract for their most recent course of treatment. Figures in italics indicate the base number of FP17s or Patient Questionnaire responses are less than 100. N/A is shown where the base number of responses is less than 10 during the period. % is calculated as Quantity/Base number*100

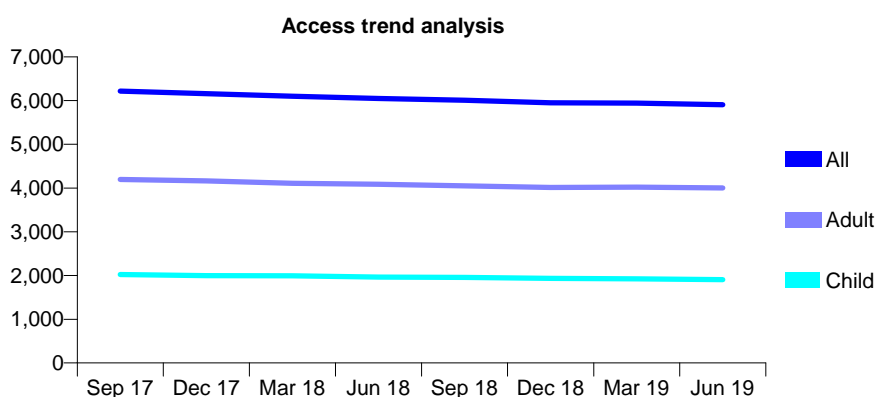
Q70 - Vital Signs At a Glance Contract Report for 942316/0001 - June 2019

Name or company name	MS A SINGH
Contract type name	GDS Contract
Purpose of contract	General
Contract start date	01/04/2006
Contract end date	

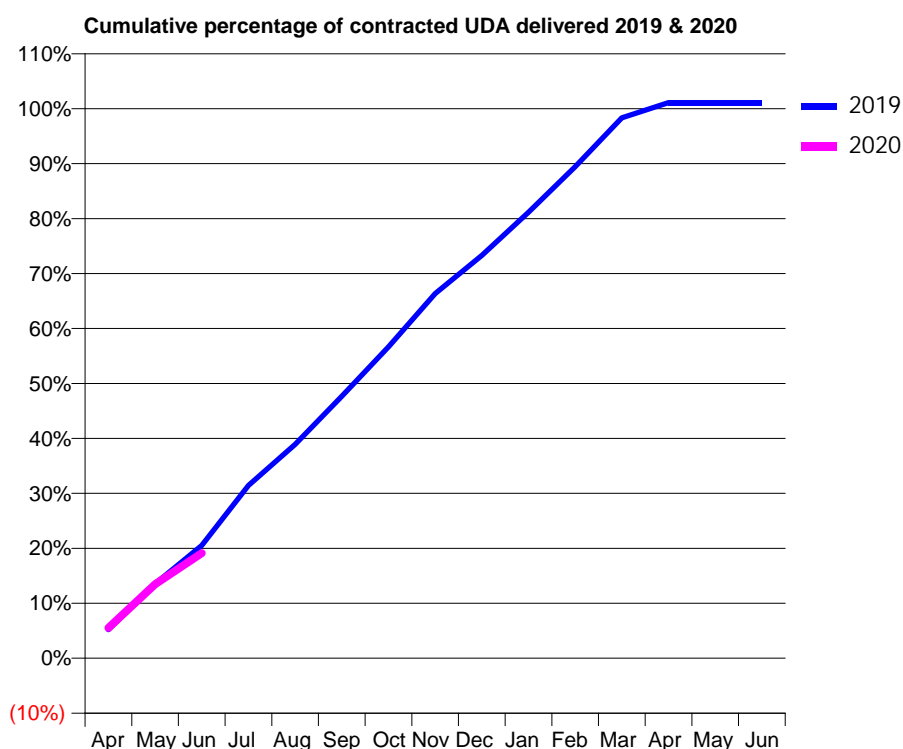
19/20 Contracted general activity (UDA)	14,243
Carry forward general activity (UDA)	0
19/20 Contracted orthodontic activity (UOA)	0
Carry forward orthodontic activity (UOA)	0
Baseline contract value	£435,622.17

ACCESS*

Patients seen in 24 months	Total	Change since previous quarter
Quarter ending June 2018	6,048	
Quarter ending September 2018	6,006	→
Quarter ending December 2018	5,948	→
Quarter ending March 2019	5,944	→
Quarter ending June 2019	5,906	→
Variance since June 2018	(2.3%)	↓



ACTIVITY



Month	2019	2020
April	741	786
May	1,929	1,921
June	2,923	2,725
July	4,479	
August	5,542	
September	6,790	
October	8,070	
November	9,452	
December	10,440	
January	11,557	
February	12,739	
March	14,004	
April	14,401	
May	14,401	
June	14,401	

QUALITY

	Quantity	Base Number	Contract	AT	Region	England
% of FP17s for the same patient ID Re-attending within 3 months - Children	39	745	5.2%	9.2%	10.6%	11.4%
% of FP17s for the same patient ID Re-attending within 3 months - Adults	116	1,230	9.4%	13.8%	15.2%	15.4%
% of FP17s for the same patient ID Re-attending between 3 & 9 months - Children	555	745	74.5%	62.6%	62.3%	59.8%
% of FP17s for the same patient ID Re-attending between 3 & 9 months - Adults	702	1,230	57.1%	53.4%	53.3%	52.1%
% of FP17s for Band 1 Urgent Courses	22	1,720	1.3%	10.1%	9.7%	9.2%
% of FP17s Relating to Free Repair or Replacements	9	1,720	0.5%	0.6%	0.6%	0.7%
% of FP17s Relating to Continuations	40	1,720	2.3%	0.9%	0.8%	0.8%
% of Patients satisfied with the dentistry they have received	0	0	N/A	93.2%	93.4%	93.4%
% of Patients satisfied with the time they had to wait for an appointment	0	0	N/A	85.6%	86.8%	87.6%

* This is based on patients treated on this contract for their most recent course of treatment. Figures in italics indicate the base number of FP17s or Patient Questionnaire responses are less than 100. N/A is shown where the base number of responses is less than 10 during the period. % is calculated as Quantity/Base number*100

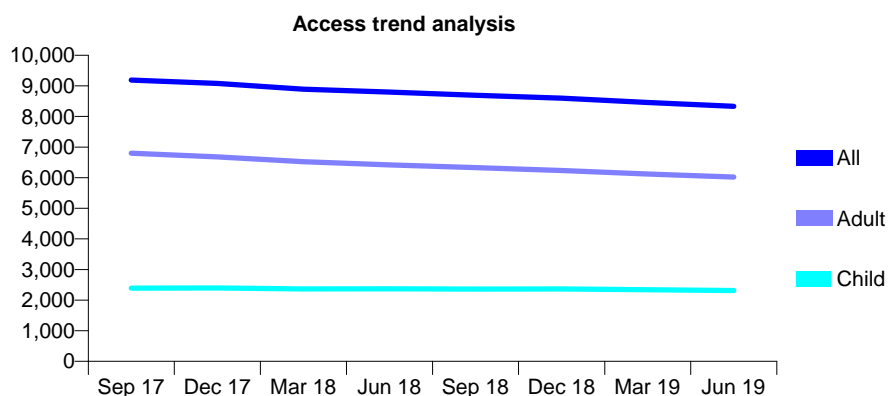
Q70 - Vital Signs At a Glance Contract Report for 942316/0003 - June 2019

Name or company name	MS A SINGH
Contract type name	GDS Contract
Purpose of contract	General
Contract start date	08/08/2011
Contract end date	

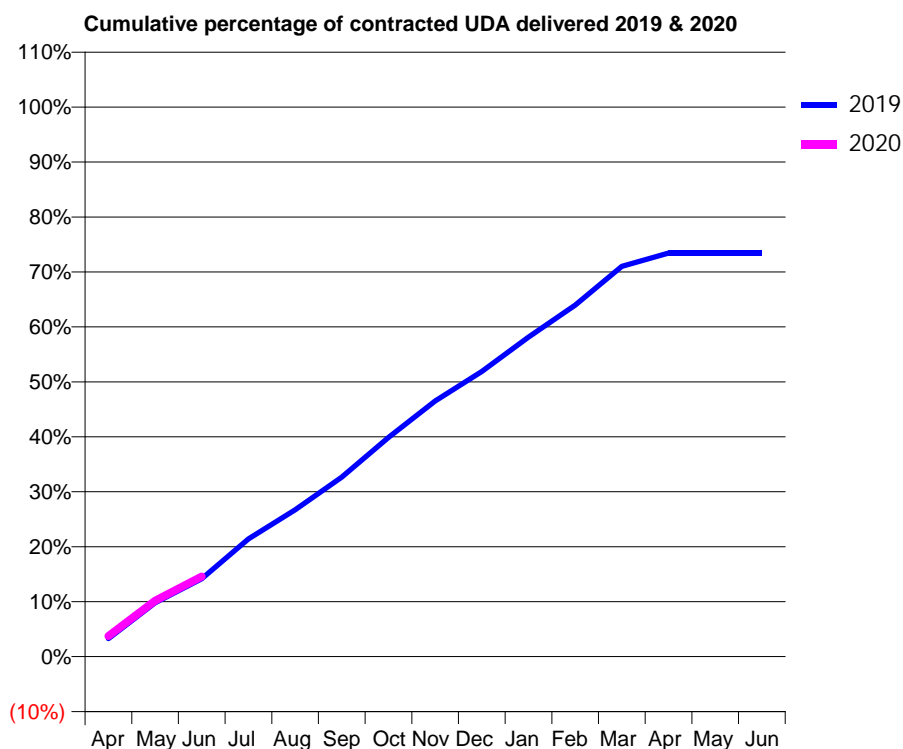
19/20 Contracted general activity (UDA)	27,500
Carry forward general activity (UDA)	0
19/20 Contracted orthodontic activity (UOA)	0
Carry forward orthodontic activity (UOA)	0
Baseline contract value	£737,576.75

ACCESS*

Patients seen in 24 months	Total	Change since previous quarter
Quarter ending June 2018	8,795	
Quarter ending September 2018	8,690	↓
Quarter ending December 2018	8,597	↓
Quarter ending March 2019	8,458	↓
Quarter ending June 2019	8,334	↓
Variance since June 2018	(5.2%)	↓



ACTIVITY



Month	Adjusted Scheduled Activity (UDA)	
	2019	2020
April	902	1,030
May	2,696	2,800
June	3,898	4,009
July	5,889	
August	7,353	
September	8,984	
October	10,969	
November	12,795	
December	14,270	
January	15,984	
February	17,597	
March	19,528	
April	20,193	
May	20,195	
June	20,197	

QUALITY

	Quantity	Base Number	Contract	AT	Region	England
% of FP17s for the same patient ID Re-attending within 3 months - Children	42	797	5.3%	9.2%	10.6%	11.4%
% of FP17s for the same patient ID Re-attending within 3 months - Adults	219	2,050	10.7%	13.8%	15.2%	15.4%
% of FP17s for the same patient ID Re-attending between 3 & 9 months - Children	559	797	70.1%	62.6%	62.3%	59.8%
% of FP17s for the same patient ID Re-attending between 3 & 9 months - Adults	1,384	2,050	67.5%	53.4%	53.3%	52.1%
% of FP17s for Band 1 Urgent Courses	227	2,456	9.2%	10.1%	9.7%	9.2%
% of FP17s Relating to Free Repair or Replacements	15	2,456	0.6%	0.6%	0.6%	0.7%
% of FP17s Relating to Continuations	5	2,456	0.2%	0.9%	0.8%	0.8%
% of Patients satisfied with the dentistry they have received	2	3	N/A	93.2%	93.4%	93.4%
% of Patients satisfied with the time they had to wait for an appointment	2	3	N/A	85.6%	86.8%	87.6%

* This is based on patients treated on this contract for their most recent course of treatment. Figures in italics indicate the base number of FP17s or Patient Questionnaire responses are less than 100. N/A is shown where the base number of responses is less than 10 during the period. % is calculated as Quantity/Base number*100

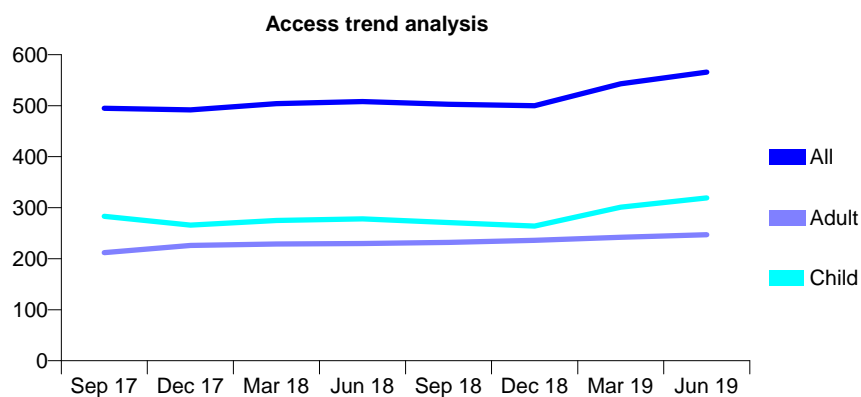
Q70 - Vital Signs At a Glance Contract Report for 944203/0001 - June 2019

Name or company name	MISS G AZIZI
Contract type name	GDS Contract
Purpose of contract	General
Contract start date	01/04/2006
Contract end date	

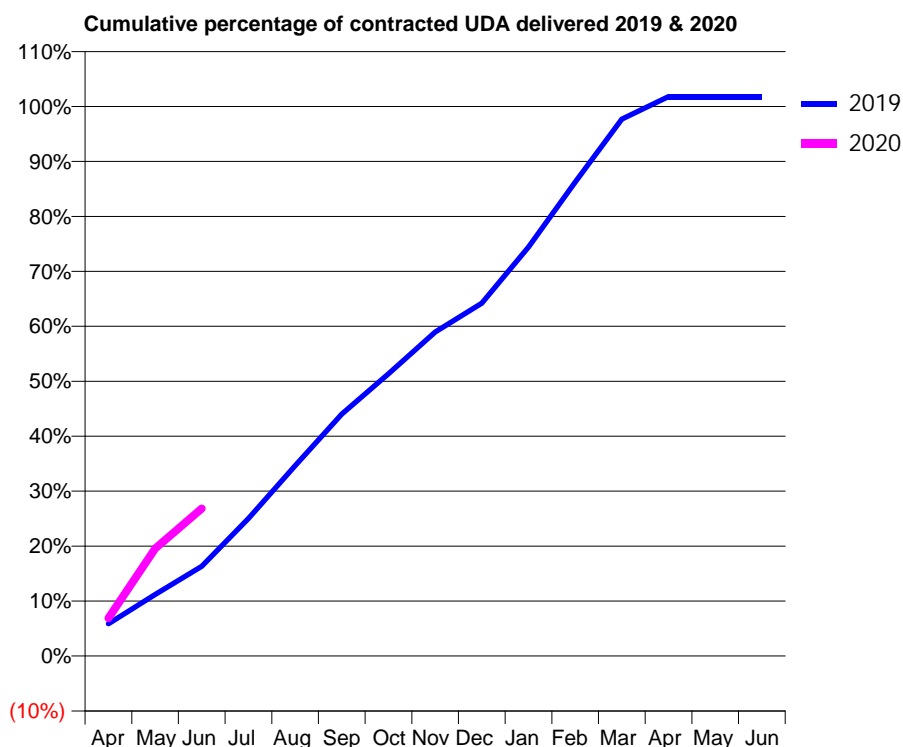
19/20 Contracted general activity (UDA)	1,094
Carry forward general activity (UDA)	0
19/20 Contracted orthodontic activity (UOA)	0
Carry forward orthodontic activity (UOA)	0
Baseline contract value	£27,688.26

ACCESS*

Patients seen in 24 months	Total	Change since previous quarter
Quarter ending June 2018	508	
Quarter ending September 2018	503	→
Quarter ending December 2018	500	→
Quarter ending March 2019	543	↑
Quarter ending June 2019	566	↑
Variance since June 2018	11.4%	↑



ACTIVITY



Month	Adjusted Scheduled Activity (UDA)	
	2019	2020
April	64	75
May	122	214
June	179	293
July	274	
August	379	
September	482	
October	562	
November	645	
December	702	
January	814	
February	943	
March	1,069	
April	1,114	
May	1,114	
June	1,114	

QUALITY

	Quantity	Base Number	Contract	AT	Region	England
% of FP17s for the same patient ID Re-attending within 3 months - Children	5	137	3.6%	9.2%	10.6%	11.4%
% of FP17s for the same patient ID Re-attending within 3 months - Adults	5	67	7.5%	13.8%	15.2%	15.4%
% of FP17s for the same patient ID Re-attending between 3 & 9 months - Children	75	137	54.7%	62.6%	62.3%	59.8%
% of FP17s for the same patient ID Re-attending between 3 & 9 months - Adults	30	67	44.8%	53.4%	53.3%	52.1%
% of FP17s for Band 1 Urgent Courses	7	171	4.1%	10.1%	9.7%	9.2%
% of FP17s Relating to Free Repair or Replacements	0	171	0.0%	0.6%	0.6%	0.7%
% of FP17s Relating to Continuations	0	171	0.0%	0.9%	0.8%	0.8%
% of Patients satisfied with the dentistry they have received	1	1	N/A	93.2%	93.4%	93.4%
% of Patients satisfied with the time they had to wait for an appointment	1	1	N/A	85.6%	86.8%	87.6%

* This is based on patients treated on this contract for their most recent course of treatment. Figures in italics indicate the base number of FP17s or Patient Questionnaire responses are less than 100. N/A is shown where the base number of responses is less than 10 during the period. % is calculated as Quantity/Base number*100

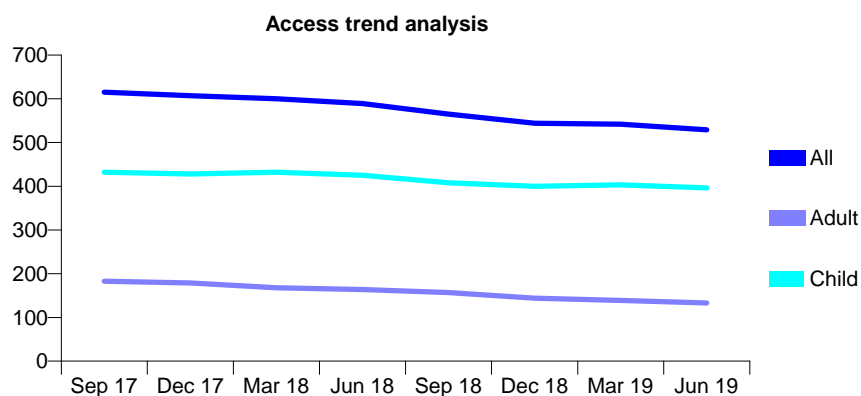
Q70 - Vital Signs At a Glance Contract Report for 952877/0001 - June 2019

Name or company name	Dr S Dau
Contract type name	GDS Contract
Purpose of contract	General and Orthodontic
Contract start date	01/04/2006
Contract end date	

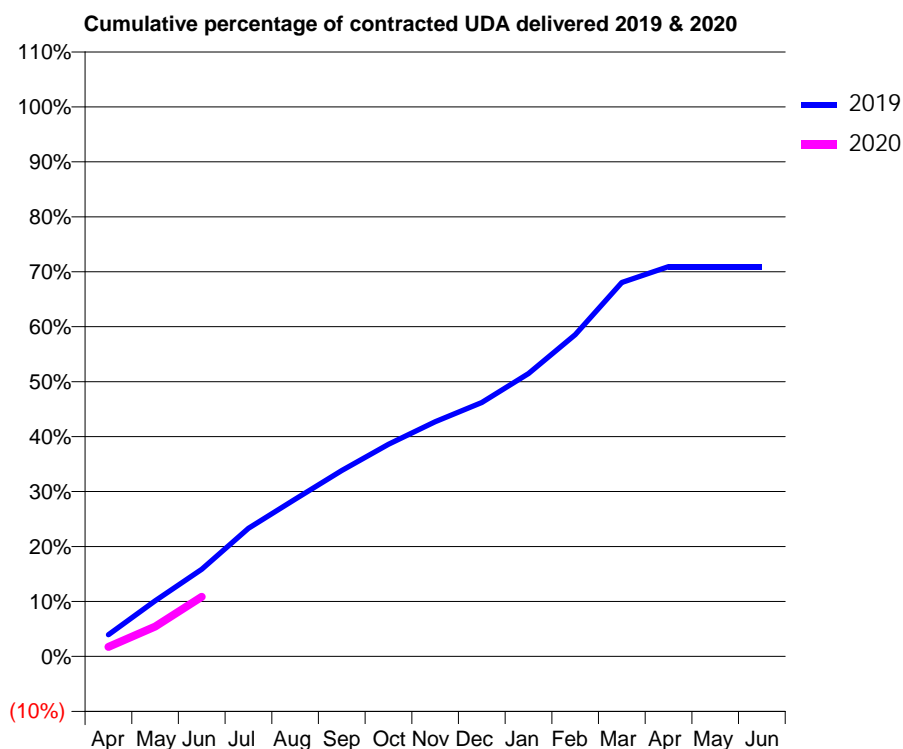
19/20 Contracted general activity (UDA)	1,450
Carry forward general activity (UDA)	0
19/20 Contracted orthodontic activity (UOA)	0
Carry forward orthodontic activity (UOA)	0
Baseline contract value	£34,992.00

ACCESS*

Patients seen in 24 months	Total	Change since previous quarter
Quarter ending June 2018	589	
Quarter ending September 2018	565	↓
Quarter ending December 2018	544	↓
Quarter ending March 2019	542	→
Quarter ending June 2019	529	↓
Variance since June 2018	(10.2%)	↓



ACTIVITY



Month	2019	2020
April	57	25
May	147	79
June	230	157
July	338	
August	415	
September	490	
October	560	
November	620	
December	670	
January	747	
February	849	
March	987	
April	1,028	
May	1,028	
June	1,028	

QUALITY

	Quantity	Base Number	Contract	AT	Region	England
% of FP17s for the same patient ID Re-attending within 3 months - Children	9	124	7.3%	9.2%	10.6%	11.4%
% of FP17s for the same patient ID Re-attending within 3 months - Adults	1	13	7.7%	13.8%	15.2%	15.4%
% of FP17s for the same patient ID Re-attending between 3 & 9 months - Children	75	124	60.5%	62.6%	62.3%	59.8%
% of FP17s for the same patient ID Re-attending between 3 & 9 months - Adults	9	13	69.2%	53.4%	53.3%	52.1%
% of FP17s for Band 1 Urgent Courses	7	102	6.9%	10.1%	9.7%	9.2%
% of FP17s Relating to Free Repair or Replacements	0	102	0.0%	0.6%	0.6%	0.7%
% of FP17s Relating to Continuations	0	102	0.0%	0.9%	0.8%	0.8%
% of Patients satisfied with the dentistry they have received	0	0	N/A	93.2%	93.4%	93.4%
% of Patients satisfied with the time they had to wait for an appointment	0	0	N/A	85.6%	86.8%	87.6%

* This is based on patients treated on this contract for their most recent course of treatment. Figures in italics indicate the base number of FP17s or Patient Questionnaire responses are less than 100. N/A is shown where the base number of responses is less than 10 during the period. % is calculated as Quantity/Base number*100